

2012-2013 PHOENIX COYOTES MEDIA GUIDE





TABLE OF CONTENTS

PHOENIX COYOTES

Club Directory	2
Media Information	3
Coyotes Community	4-5
Jobing.com Arena	6

FRONT OFFICE

Management	7-9
Scouting Staff	10
Coaching Staff	11-13
Training & Equipment Staff	14-16
Front Office Staff	17-19
Arena Management Group	20
Broadcasters	21-22

THE PLAYERS

How The Team Was Built/Roster Changes	23
Player Profiles	24-77
In The System	78-89
Future Coyotes	90-94
2012-13 Roster	96-97
2012 Entry Draft Selections	98
Portland Pirates/AHL	99-103
2011-12 Portland Statistics	104
Gwinnett Gladiators	105
Arizona Sundogs	106

2011-12 IN REVIEW

NHL Season Summary	107-109
Coyotes Game-By-Game Results	110-111
Scoring Summary	112
Category Leaders	113
Home & Road Scoring Breakdown	114
Player Game-By-Game Stats	115-119
Record When	120-121
Team Highs & Lows	122-123
Miscellaneous Stats	124
Roster Moves	125-126
Man-Games Lost to Injury	127
Milestones	128
Face-Off Percentage/Total Ice Time	129
Season In Review	130-131
Prospect Report	132-133
Vs. the Divisions	134
Vs. NHL Opponents	135-163

RECORDS

All-Time Team Statistics	165
Year-By-Year Record	165
Month-By-Month Record	166
Overtime	167-169
Shootout	170-171
Special Teams	171
Penalty Shots	172
Hat Tricks	173
Shutouts	174
Highest Scoring Games	175
Lowest Scoring Games	176
Top Single Seasons	177
Single Season Leaders	178-179
All-Time Career Leaders	180-181
All-Time Scoring By Points	182-185
All-Time Roster	186-194
Season-By-Season	195-226
All-Time vs. Opponents	227-240
Team Records	241-243
Individual Records	244-247

HISTORY

Team History	249-253
Logo/Uniform History	254-255
Uniform Numbers	256-258
Expansion Draft Selections	259
Entry Draft Selections	259-265
Transactions	266-272
GMs & Coaches	273-274
Captains	274
Attendance	274
All-Stars/Award Winners	275-277
Hall of Fame/Olympics	277
Opening Games	278
Franchise Firsts	279
Coyotes Firsts	280
Ring of Honor	281-282

PLAYOFFS

2012 Stanley Cup Playoff Results	283
2012 Stanley Cup Playoff Scoring & Category Leaders	284-285
All-Time Playoff Series	286-289
All-Time Playoff Scoring By Season	290-294
All-Time Playoff Scoring By Points	295-296
All-Time Playoff Goaltending	296
Franchise Career Playoff Leaders	297
Team Playoff Records	298-299
Individual Playoff Records	300-301
Franchise Playoff Firsts	302
Coyotes Playoff Firsts	303

MEDIA AND GENERAL INFORMATION

NHL Directory	305
Stanley Cup Champions	306
NHL Trophies and Awards	307
NHL Alignment	308-309
Hockey Operations/Hockey Terms/Rules	310-311
Sports Medicine Glossary	312-313
NHL On-Ice Officials	314
PhoenixCoyotes.com	315

A PUBLICATION OF THE PHOENIX COYOTES HOCKEY CLUB

Executive Editors: Rich Nairn and Chris Wojcik

Layout: Scott Jenner

Special Thanks: Bob Waterman and Randy Robles (Elias Sports Bureau);

Neil Pierson (National Hockey League)

Photography: Norm Hall Photography, Bruce Bennett Studios, Getty Images,

Hockey Hall of Fame, Arizona Republic



ON THE COVER

2011-12 Pacific
Division Champions

The information contained in this publication was compiled by the Phoenix Coyotes Hockey Club and is intended only for personal or editorial use by the media and the fans. Any commercial use of this information is prohibited without the written consent of the Phoenix Coyotes Hockey Club. All NHL and team logos depicted inside this publication are the property of NHL Enterprises, Inc. and the respective teams and may not be reproduced for commercial purposes without the prior written consent of NHL Enterprises, Inc.



PHOENIX COYOTES TEAM DIRECTORY

OFFICE: 6751 N. Sunset Blvd. #200, Glendale, AZ 85305; 623-772-3200; Website: www.PhoenixCoyotes.com

ARENA: Jobing.com Arena, 9400 W. Maryland Ave., Glendale, AZ 85305; Arena Capacity: 17,125

CLUB OFFICERS AND EXECUTIVES

President & Chief Operating Officer	Mike Nealy
Executive Vice President, General Manager & Alt. Governor	Don Maloney
Vice President of Hockey Operations & Asst. General Manager	Brad Treliving
Executive Support/Legal and Risk Management Coordinator	Gail Avisar

HOCKEY OPERATIONS

Head Coach	Dave Tippett
Associate Coach	Jim Playfair
Assistant Coach	John Anderson
Asst. to the G.M./Goaltending Coach	Sean Burke
Development Coach	Dave King
Video Coach	Steve Peters
Power Skating Coach	Mark Ciaccio
Director of Hockey Administration	Chris O'Hearn
Hockey Operations Coordinator	Bob Teofilo
Executive Assistant	Ashley James
Head Athletic Trainer	Jason Serbus
Assistant Athletic Trainer	Mike Ermatinger
Strength & Conditioning Coordinator	Tommy Powers
Manual Therapist	Mike Griebel
Head Equipment Manager	Stan Wilson
Equipment Manager	Tony Silva
Asst. Equipment Manager	Jason Rudee
Manager of Team Services	Rick Braunstein
Team Services Coordinator/Security	Jim O'Neal
Director of Amateur Scouting	Rick Knickle
Director of Professional Scouting	Frank Effinger
Professional Scouts	Derek MacKinnon, David MacLean
European Scout	Robert Neuhauser
Amateur Scouts	Norm Gosselin, Trevor Hanson, Mike MacFarlane, Tim Keon, Gary Knickle, Tim Bernhardt, Rob Pulford, Glen Zacharias
Sports Medicine	Robert Luberto, D.O.
Orthopedics	Dr. Gary Waslewski, Dr. Brian Shaffer, Dr. Doug Freedberg, Dr. Amit Sahasrabudhe
Team Dentists	Dr. Lawrence Emmott, Dr. Rick Landgrin, Byron J. Larsen, DDS
Team Ophthalmologists	Dr. George Reiss, Dr. Jeffery Edelstein
Portland (AHL) Head Coach	Ray Edwards
Portland (AHL) Assistant Coach	John Slaney
Portland (AHL) Goaltending/Video Coach	Mike Minard
Portland (AHL) Head Athletic Trainer	Mike Booi
Portland (AHL) Equipment Manager	John Krouse

BROADCASTING

Director of Broadcasting	Doug Cannon
TV Play-by-Play Announcer	Matt McConnell
TV/Radio Color Analyst	Tyson Nash
TV/Radio Host	Todd Walsh
Radio Play-by-Play Announcer	Bob Heethuis
Radio Host	Luke Lapinski

COMMUNICATIONS

Sr. Director of Communications	Rich Nairn
Sr. Manager of Media Relations	Chris Wojcik
Media Relations Coordinator	Greg Dillard

COMMUNITY RELATIONS

Director of Community Relations	Kimberly Trichel
Community Relations Coordinator	Ann Pickrell
Fan Development Manager	Matt Shott

CORPORATE PARTNERSHIPS & SERVICE

Director of Corporate Partnerships	Brittany Grant
Corporate Partnerships Manager	Pam Craven
Corporate Partnerships Account Executive	Jenni Hansen
Corporate Partner Service Coordinators	Lindsay Foletta, Mike Tannenbaum

FINANCE & ACCOUNTING

Sr. Vice President of Finance	Joe Leibfried
Assistant Controller	Burlenti Zegar
Sr. Accountant	Stephanie Johnson
Accounts Payable Administrator	Kathy Kelly

GAME PRESENTATION

Field Producer	Rachel Korchin
Lead Editor/Production Manager	Rachel Regnier
Sr. Producer/Lead Videographer	Gannon Hubler
Producer/Editor	Robert Clark

HUMAN RESOURCES

Receptionist	Liz Ellis
--------------	-----------

MARKETING

Director of Marketing	Ted Santiago
Manager of Creative Services	Scott Jenner
Marketing Manager	Trent Nielsen
Database Marketing Coordinator	Stephanie Richter

NEWS CONTENT

Sr. Director of News Content	Dave Vest
------------------------------	-----------

TICKET OPERATIONS

Director of Ticket Operations	Doug Vanderheyden
Ticket Operations Coordinator	Julia Kincade
Ticket Operations Group Coordinator	Jakub Jaroszewicz

TICKET SALES & SERVICE

Sr. Director of Premium & Suite Sales	Grant Buckborough
Sr. Premium Seating Manager	Mike Briody
Premium Seating Managers	Leanna Taylor, James Whitener
Premium Seating Executives	Jim O'Neal, Matt McClelland, Dave Paris
Premium Seating Service Representative	Leah Adler
Manager of Ticket Sales Service	Lindsay Kray
Ticket Service Representatives	Karalyn Katchmark, Sean Sanford, Brian Underwood
Manager of New Business Development	Justin Brickner
New Business Development Executives	Rich Annunciata, Drew Bennett, Bryan Hess, Chris Majerchin, Phil Martin, Marshall Spalding
Manager of Group Sales	Nick Myers
Group Sales Executives	Steve Gonzales, Jessa Olson, Mike O'Sullivan, Will Rimer, Scott Schwartz
Manager of Inside Sales	Ian Winklmann
Inside Sales Executives	Tom Blechman, Shauna Charles, Rob Cvetan, Zach Fish, Jack Mertes, Josh Pitts

TECHNOLOGY

Director of IT	Monty Low
----------------	-----------

ARENA MANAGEMENT GROUP

Sr. Vice President & General Manager	Jim Foss
Assistant Ticket Manager	Shawn Bain
Director of Guest Services	Paul Serbic
Director of Parking & Traffic	Jeff Jones
Director of Security & Safety	Sam Comejo
Director of Events	Kyle Olsen
Facility Security Shift Supervisors	Andrea Evans, Dave Hurni, Nathan Caldwell
Production Engineer	Arnie Wilson
Chief Engineer	David Leckie
Ice Technician	Jim Hanlon
Operating Engineers	Jon Becker, Marcus Rahn, Jim Walker, Dave West
Sr. Conversion Crew Supervisor	Joaquin Lucio
Conversion Crew Supervisor	Jon Mowery
Conversion Crew Leads	Don Jacobson, Zach Greenwood, Bill Butterfield
Housekeeping Supervisor	Michelle Padilla
Housekeeping Attendants	Benji Marmolejo, Zaida Sanchez

TEAM INFORMATION

Regional Sports Network	FOX Sports Arizona
Radio Station	XTRA Sports 910
Team Photographer	Norm Hall



MEDIA INFORMATION

MEDIA RELATIONS STAFF



Rich Nairn
Sr. Director of Communications



Chris Wojcik
Sr. Manager of Media Relations

On behalf of the Phoenix Coyotes, welcome to the 2012-13 National Hockey League season. Since 1996-97, the Coyotes have produced some of the Valley's top sports stories and we expect the excitement to continue this year. As we enter our 16th year (15th season) in the Valley of the Sun, we hope to make your job covering the Coyotes as easy and as pleasant as possible. In order to help our operation run smoothly and make your jobs easier, we ask that you follow the guidelines:

MEDIA CREDENTIALS:

Media credentials are issued to working media only. The media entrance at Jobing.com Arena is Gate 1, located in the southwest corner of the arena. The media entrance and media will-call window will be open three hours prior to the start of each game. All credentials are non-transferable, and any unauthorized use will subject the bearer to ejection from Jobing.com Arena and confiscation of the credential. All media are required to display credentials when entering the media lounge, press box and dressing room areas and must wear their credentials throughout the game. Season media passes will be issued to established newspapers, television and radio stations, websites and magazines. Please contact Chris Wojcik at chris.wojcik@phoenixcoyotes.com for credential requests.

INDIVIDUAL GAME PASSES:

Individual game credentials should be requested through the media relations department at least 24 hours prior to game time. Please email greg.dillard@phoenixcoyotes.com. Pre-arranged passes must be picked up at the media entrance at Gate 1, located in the southwest corner of Jobing.com Arena. Credentials will be issued on an availability only basis.

PRE-GAME ACCESS:

NHL dressing rooms are not open prior to game time. Requests for interviews prior to the game will be accommodated upon the approval of the players and coach involved. However, NHL regulations allow for a maximum of three players per team to be made available upon request up to 90 minutes before the game. Coyotes players will be made available from 4:30 p.m. to 5:00 p.m. for a 7:00 p.m. start and from 3:30 p.m. to 4:00 p.m. for a 6:00 p.m. start. The ideal time for game day interviews is at the morning skate, held each game-day morning (10:30 a.m.) at Jobing.com Arena or the Ice Den in Scottsdale (practice times are subject to change).

POST-GAME ACCESS:

Both the Coyotes and the visitor's dressing rooms will be open no later than five minutes after each game. Media will have access to the players for 30 minutes after the rooms are opened. Only working media with official credentials will be allowed into the dressing rooms. Following the player media access, the Coyotes head coach will be available for post-game comments in the interview room, located between the Coyotes' dressing room and the visiting dressing room. The NHL officials' locker room is off limits to the media. If a comment or interpretation from the game's referee or NHL supervisor is required, a pool reporter may be assigned. NO AUTOGRAPHS ALLOWED DURING MEDIA ACCESS PERIODS.

DAILY PRACTICES:

Coyotes practices will be held at Jobing.com Arena or the Ice Den in Scottsdale. All practices are open to the media. For up-to-date information on practice times and locations, please email Chris Wojcik at chris.wojcik@phoenixcoyotes.com.

PRESS BOX ACCESS:

The Keilback Press Box at Jobing.com Arena is located on the west side of the building on level 7. A designated press elevator is located next to the press lounge and provides access to the press box. Please see seating chart for assigned seats.

BROADCAST BOOTH POSITIONS:

All broadcast positions are located in the main press box of Jobing.com Arena. Please see seating chart for assigned booths.

GAME NOTES/ONLINE PRESS BOX:

Complete sets of game notes, NHL statistics and news releases will be made available in the media lounge as well as in the press box at Jobing.com Arena. In addition, the Coyotes Online Press Box can be accessed at: <http://www.phoenixcoyotes.com/media>. There you will find game notes and news releases as well as audio and video interviews. The Online Press Box also includes the team media guide, roster, season statistics, regular season schedule, and more. Media members may use the following username and password to enter the online press box:
LOGIN: media@phoenixcoyotes.com
PASSWORD: media

PHOTOGRAPHY:

Photo credentials will also be issued in the same manner as other passes. Weekly papers and magazines on assignment may obtain passes by having the photo editor request a single game credential. The Coyotes team photographer, Norm Hall, will assign photo positions. Photographers should check in with Mr. Hall or a member of his staff in the media lounge prior to game time. All photographers must comply with space assignments and shooting regulations. Photographers must shoot from designated areas only. Should photographers require any additional information regarding equipment (i.e. strobes), please contact Norm Hall at: (602) 620-1532 or NHall7@cox.net.

PHONES/STATISTICIANS:

Media are provided with working phones, high speed internet lines and wireless internet access in the press box and media work room. Should you require an additional phone line at Jobing.com Arena, please contact a member of the Coyotes' media relations staff. Statisticians are available to assist television broadcasters by contacting Coyotes Director of Broadcasting Doug Cannon at (623) 772-3217 or doug.cannon@phoenixcoyotes.com. These services should be arranged at least 24 hours prior to the game.

MEDIA PARKING:

Media parking for Coyotes games at Jobing.com Arena is available in the Renaissance Parking Garage (levels 2 & 3) directly across from Gate 1 or in Lot E located near the southwest corner of the arena. Show your media credential or station/newspaper identification for access.



COYOTES COMMUNITY

COYOTES CHARITIES

Coyotes Charities, the team's non-profit foundation, has committed millions in grants and gifts to non-profit organizations throughout the state of Arizona who support healthcare, education, cultural arts or sports programs for children.

Coyotes Charities also gives out over 1,500 in-kind donations to valley non-profit organizations throughout the year to support their fundraising initiatives. During the season, Coyotes Charities hosts a number of fundraising events around the Valley that brings Coyotes management, players, fans, business and community leaders together to make a power play assist for those in need. Past events have included Pucks and Passports, Coyotes Charities Golf Classic, Celebrity Waiter Night and Coyotes Carnival.

Visit PhoenixCoyotes.com for more information on the Coyotes Charities grant cycle, events and programs.



Fan Experiences

The Coyotes offer a number of in-game experiences that are available with a donation to Coyotes Charities. These memorable opportunities include scoreboard messages, birthday packages, marriage proposals and Zamboni rides. For more information on various fan experiences please contact (623) 772-3257 or log on to PhoenixCoyotes.com.

50/50 Raffle

Coyotes Charities hosts a 50/50 raffle every home game that allows non-profit organizations to raise needed funds for their programs. One lucky raffle winner receives 50 percent of the net profit and the remaining 50 percent is split between Coyotes Charities and the participating organization.

Mystery Pucks

Coyotes Charities will hold mystery puck sales during the season. For a \$20 donation to the Charity, fans will have the opportunity to pick a wrapped puck autographed by a Coyotes player. Every puck is autographed, but lucky winners who receive a puck signed in gold means they have won an additional Phoenix Coyotes autographed prize! All proceeds from the mystery puck sales benefit Coyotes Charities.



COMMUNITY RELATIONS PROGRAMS

The Phoenix Coyotes spend countless hours and resources developing partnerships with other organizations throughout Arizona. The result is the creation of many innovative programs that benefit thousands of people in Arizona and help further extend the bounds of the team's community efforts. The success of these programs greatly depends on these partnerships.

Coyotes Causes

The Coyotes are dedicated to the in-game promotion of a different cause each month of the hockey season. Non-profit organizations are invited to home games to raise awareness of their efforts. Promotions also include individual clothing, food and toy drives.

Tickets For Kids

Individuals and corporations treat children from non-profit organizations to a Coyotes game. Due to this generosity, approximately 10,000 children have an opportunity to attend a Coyotes game each season.

Ticket Assist Program

Season ticket holders can donate their tickets when they are unable to attend a game. These tickets are then distributed to local non-profit organizations through Coyotes Charities.

Raffi Torres



Jason LaBarbera



Mikkel Boedker





COYOTES COMMUNITY



Mike Smith, Boyd Gordon,
Rostislav Klesla, Derek Morris

Hospital Visits

Coyotes' players, coaches, management and staff visit local children's hospitals throughout the year to brighten the day of kids during their stay.

Howler

This furry ambassador of Coyotes hockey entertains fans throughout the Valley, making approximately 300 community appearances a year from hospital visits to school assemblies. To book Howler for your event, contact the Community Relations Department, at 623-772-3257, or go to PhoenixCoyotes.com and under the Fan Zone tab you can fill out a Howler appearance request form online.



Howler

Coyotes in the Community

The Coyotes and their fleet of interactive inflatables attend over 200 community events per year. The main attractions include a 20-foot tall hockey player (apply named "The Enforcer"), an interactive "Slapshot" inflatable where kids and adults can test their shot and a bounce house for events with children.

GROWING THE GAME

With hockey emerging as a warm weather sport, the Phoenix Coyotes have developed several avenues for fans to participate in the sport and experience hockey through hands-on interaction.



Phoenix Coyotes Hockey Development Program (PCHDP)

The PCHDP helps young individuals develop as athletes, leaders and members of the community through various hockey programs that emphasizes excellence, commitment, discipline, teamwork and sportsmanship. The goal is to give every participant (coach, player or parent) the opportunity to improve their knowledge of hockey and experience the enjoyment the game provides.

Kids First

Kids First Hockey is an on-ice youth hockey program hosted in cooperation with the Phoenix Coyotes Hockey Development Program, Arizona Amateur Hockey Association, One Goal and local hockey rinks. The program consists of four one-hour sessions designed to provide kids ages 4-8 a risk free introduction to the sport of hockey. Each child receives a FREE set of One Goal rental equipment to be used during the four-week clinic including a FREE pair of rental skates provided by the rink. For more information or to register for an upcoming clinic, visit www.Phoenixcoyotes.com/kidsfirst.



Hockey Clinics

The Coyotes host a series of youth and adult hockey clinics at Jobing.Com Arena. These clinics are designed for beginner to intermediate players and focus on the fundamental skills of stick handling, passing, shooting and positional play. The Coyotes also host a series of coaching clinics in accordance with USA Hockey rules and regulations. These clinics provide coaches with the newest and most innovative coaching methods available and also feature symposium formatted discussions with current and former NHL scouts, coaches and executives.



Street Coyotes

Street Coyotes is an NHL-based initiative to grow the sport of hockey among children. The Coyotes are partnered with this program, conducting more than 80 street hockey clinics at local Boys & Girls Clubs of Metropolitan Phoenix. In addition, the Coyotes helped organize a street hockey league featuring 18 different teams throughout the Boys & Girls Clubs.





GLENDALE • ARIZONA

Jobing.com Arena, Arizona's Premiere Sports & Entertainment Center, is a state-of-the-art, multi-purpose facility located at Loop 101 and Glendale Avenue. The arena anchors the 223-acre, \$1 billion development Westgate City Center, the "crown jewel" of sports and entertainment complexes.

Owned by the City of Glendale, Jobing.com Arena is home to the National Hockey League's (NHL) Phoenix Coyotes and a multitude of spectacular entertainment events annually. With two separate concourses on two seating levels, Jobing.com Arena's open concourses are fan-friendly and provide fans with an open view of the ice. The Arena also features an intimate seating bowl that has all the modern amenities. The venue seats 17,125 for Coyotes games and both seating levels have been strategically situated to create great hockey sightlines.

There are 87 luxury suites in Jobing.com Arena, including two tower suites and 12 party suites that can accommodate large groups of up to 50 people. In addition, the Gila River Casinos Club (located on the club suites level) consists of 400 upscale seats with unique club and dining opportunities. Club Bud Light is an upscale private club, open exclusively to season ticket holders. The Club is located directly behind the Coyotes and visiting team player benches, offering fans unique views of both the Coyotes and visiting team players as they enter and exit the ice.

Fans visiting this exceptional arena enjoy state-of-the-art technology, including an electronic display system with 360-degree video boards, an eight-sided scoreboard, an advanced in-arena production studio and superior acoustics for concerts and other special events.

The building opened on December 26, 2003 with the Arizona Sting's inaugural National Lacrosse League (NLL) game. The following night, December 27, the Coyotes hosted the

Nashville Predators in front of a standing-room only crowd of 19,052 for the inaugural NHL game at Jobing.com Arena. The arena has also hosted five NHL Playoff series, including the 2012 Western Conference Final.

Jobing.com Arena has hosted numerous world-class concerts and events since opening in December 2003. Some of the music industry's top performers were welcomed to Glendale in the arena's inaugural year including Prince, Rod Stewart, Toby Keith, Britney Spears and Usher. The arena was bestowed "the best new major concert venue in North America" by the Pollstar Concert Industry Awards in 2003. The venue has also hosted major acts and numerous sell-outs such as U2, Elton John, The Rolling Stones, Paul McCartney, Bruce Springsteen, Kenny Chesney and Motley Crue.

Many more A-list acts and major up-and-coming artists have played the venue including, Taylor Swift, Aerosmith with Lenny Kravitz, Nickelback, Bon Jovi, Madonna, Bruce Springsteen, Red Hot Chili Peppers, Justin Timberlake, Christina Aguilera, John Mayer, Tim McGraw and Faith Hill.

Jobing.com Arena has also hosted a variety of live entertainment in recent years including, Smuckers Stars on Ice, Street League Skateboarding, Nuclear Cowboyz, Professional Bull Riding (PBR) and World Extreme Cagefighting (WEC). The arena has brought a number of family oriented shows to Glendale including the likes of Radio City Christmas Spectacular, Nickelodeon Story Time Live!, Sesame Street Live!, the Harlem Globetrotters and Cirque de Soliel.

Every February, Jobing.com Arena comes alive with "February Frenzy", the Arizona Interscholastic Association's (AIA) high-school tournaments and state championships for basketball and wrestling.

In August 2011, Jobing.com Arena upgraded the rink system in compliance with new NHL guidelines. The new glass is an acrylic composite with each panel weighing only 100 lbs. The new viewing experience for fans will be second to none. Each panel along the first row of the lower bowl is now 8 feet by 6 feet and 5 feet by 8 feet in both end zones. Fans will be closer to the action than ever before.

JOBING.COM ARENA FAST FACTS

- Fastest built arena of its kind in the United States (18 months)
- Over 20,000 people were involved in the construction process with a grand total of 1.5 million man-hours. At the peak of construction, 840 people worked on site at one time.
- 47,000 yards of concrete
- 5,000 tons of steel to reinforce the concrete structure
- 1,600 tons of steel support the roof which covers 187,000 square feet (4.3 acres)
- Steel in roof weighs 5 million pounds
- Roof covers 4 acres and supports 187,000 feet of insulated roofing
- 31,000 square feet of exterior glass
- 30 miles of piping systems
- 220 miles of wiring
- 41,000 lineal feet of storm drain piping
- 300,000 square feet of sidewalk was created
- 2,400 tons of air conditioning
- 10,000 gallons of water is used to create the ice sheet for hockey/figure skating
- The 34,000 pound center hung scoreboard (28 feet by 28 feet) cost \$2.5 million. It has four 9' x16' video instant replay screens and is raised and lowered by an electric winch capable of hoisting 50,000 pounds that is mounted up in the roof truss section directly over center ice.

CONSTRUCTION	Began on June 17, 2002
COMPLETION	December 2003, 18 months of construction
OPENING DATE	December 26, 2003 – Arizona Sting vs. Vancouver Ravens
OPENING HOCKEY	December 27, 2003 – Phoenix Coyotes vs. Nashville Predators
OPENING CONCERT	February 12, 2004 – Bette Midler
COST	\$220 million
ARCHITECTS	HOK
CONTRACTOR	Perini Construction
OWNER	City of Glendale
MANAGEMENT	Arena Management Group
SIZE	Located on 223 acres, the arena complex is 612,900 square feet and built 90 feet underground
LOCATION	9400 West Maryland Avenue; Glendale Avenue, Arizona 85305
SEATING	Seating capacity for hockey – 17,125 with a maximum of 20,000
PARKING	7,000 parking spaces on site around the arena
LUXURY SUITES	87 suites located on two mid-level concourses, each accommodates up to 20 guests
PUBLIC ENTRANCES	Five entrances, located at Gate 1(southwest), Gate 2 (west), Gate 4 (north), Gate 6 (east) and Gate 7 (southeast).
MEDIA ENTRANCE	Located at Gate 1, in the southwest corner of the Arena. Parking is located in Lot E, accessible from Coyotes Lane at 91st Avenue.



FRONT OFFICE





MIKE NEALY

President & Chief Operating Officer

Mike Nealy enters his seventh season with the Coyotes and Jobing.com Arena. Nealy has served as the Coyotes President & Chief Operating Officer since June 30, 2010. Nealy also serves as the President of Coyotes Charities. Prior to that, he served four years as the team's Executive Vice President and Chief Financial Officer. Nealy, who originally joined the organization from the Minnesota Wild organization on January 30, 2006, is responsible for overseeing all day-to-day business operations for the Coyotes and Jobing.com Arena. As Alternate Governor, he represents the organization at NHL Board of Governors meetings.



Over the past two seasons, the 47-year-old Nealy has helped stabilize the franchise and improved the franchise's financial position. With a disciplined and focused business approach, Nealy spearheaded season ticket renewal campaigns that resulted in the highest renewal rates in franchise history each of the past two years and the team's largest season ticket holder base since 1999. Under Nealy's guidance, the Coyotes have generated the largest increase in the NHL in gate receipts and were ranked in the top five in the league in paid ticket increase, average ticket price increase and complimentary ticket decrease. Through Nealy's relationship building and sales acumen, corporate support and sponsorship investment has increased substantially.

Under Nealy's leadership, ESPN The Magazine selected the Coyotes as the sixth best franchise among all professional sports teams in North America in the magazine's 10th annual 2012 Ultimate Standings which measures how much NHL, NBA, NFL and MLB franchises give back to their fans in exchange for all the time, money and emotion that fans invest in their teams. The Coyotes also ranked first among all NHL teams and first among all professional sports franchises in Arizona. Last season, the Coyotes ranked 28th overall and 10th among all NHL teams.

During his tenure as Executive Vice President and Chief Financial Officer, Nealy oversaw treasury, finance and accounting, legal, information technology, human resources and the box office operations for the Coyotes and Jobing.com Arena. He also served as Treasurer on the board for Coyotes Charities.

Prior to his move to Phoenix, Nealy spent four years with the Wild and Minnesota Sports & Entertainment where he served as Vice President of Finance and Corporate Controller. Before working in the sports industry, he spent 13 years with the Deluxe Corporation/eFunds where he held a variety of management and financial leadership positions both at the Minnesota headquarters and at wholly-owned subsidiaries in Ohio and Wisconsin. Nealy was selected as the recipient of the 2012 Sports Business Leader of the Year Award by Minnesota State University for "demonstrating outstanding business, academic, and visionary leadership through effective management of his organization".

Nealy is a member of the Greater Phoenix Leadership (an extensive collaboration among business and community leaders and one of Arizona's strongest advocates for quality education); is an Honorary Commander alumni at Luke Air Force Base; serves on the Board for the Fighter Country Partnership and also serves on the Board of Directors in the Arizona chapter of The Partnership for a Drug Free America.

A Minnesota native, Nealy earned Bachelor of Science in Business (BSB-1987) and Master of Business Administration (MBA-1993) degrees from the University of Minnesota's Carlson School of Management.

He and his wife, Brenda, have a daughter, Regan and a son, Simon. The family currently resides in Phoenix.



DON MALONEY

Executive Vice President, General Manager & Alternate Governor

Don Maloney enters his sixth season as Executive Vice President, General Manager and Alternate Governor of the Phoenix Coyotes after being named to the position on May 29, 2007. Maloney is the seventh general manager in Coyotes/Jets franchise history.

Under Maloney's leadership, the Coyotes posted a record of 42-27-13 and 97 points in 2011-12, securing their first division championship en route to the franchise's first appearance in the Western Conference Final. It marked the first time in franchise history that the Coyotes had recorded three consecutive seasons with 40-plus wins. In addition, the Coyotes reached the Stanley Cup Playoffs for the third consecutive year, marking the first time the franchise qualified for the postseason in three or more consecutive seasons since the team clinched a playoff berth in its first four seasons in the Valley (1996-97 to 1999-00).

Maloney received the inaugural NHL General Manager of the Year Award following the 2009-10 season after steering the Coyotes through a turbulent off-season and charting the course for the most successful regular season in franchise history. The team finished the 2009-10 campaign with a record of 50-25-7 for 107 points, setting new franchise records for wins, home wins (29), points, and longest home winning streak (10 games; Nov. 21-Dec. 29) while qualifying for the Stanley Cup Playoffs for the first time since 2002.



In his first season as general manager of the Coyotes in 2007-08, Maloney's club posted a record of 38-37-7 for 83 points, an improvement of seven wins and 16 points from the previous season. The 16-point increase represented the fifth-largest point increase by an NHL team during the 2007-08 season and was also the greatest one-season point increase in Coyotes history.

Among Maloney's stable of highly-regarded draft selections during his tenure as Coyotes G.M. are: defensemen Connor Murphy (20th overall, 2011), Brandon Gormley (13th overall, 2010), Oliver Ekman-Larsson (sixth overall, 2009), Maxim Goncharov (123rd overall, 2007), goaltender Mark Visentin (27th overall, 2010), forwards Henrik Samuelsson (27th overall, 2012), and Mikkel Boedker (eighth overall, 2008). In addition to building through the draft, Maloney has consistently upgraded the roster through free agency and trades. Over the past four seasons, Maloney made a total of 19 trades around the trade deadline.

Prior to joining the Coyotes in 2007, Maloney, a native of Lindsay, Ontario, spent the previous 10 seasons as a member of the New York Rangers' front office, most recently serving as the team's Vice President of Player Personnel and Assistant General Manager. He was primarily responsible for assisting Rangers President and General Manager Glen Sather in all player transactions and contract negotiations.

Maloney, 54, played a key role in the Rangers' development of several prospects into productive NHL players which recently have included Henrik Lundqvist, Marc Staal, Ryan Callahan, as well as current Coyotes players Jason LaBarbera and Lauri Korpikoski. Recognized as one of the deepest organizations in the NHL during Maloney's tenure, the Rangers' top minor league affiliate, the Hartford Wolf Pack, reached the American Hockey League playoffs in each of his 10 seasons with the club and won the league's Calder Cup Championship in 2000.

Maloney also served as Assistant General Manager for Team Canada squads that won gold medals at the 2003 and 2004 IIHF World Championship in Finland and Czech Republic, respectively.

Maloney's first front office position in the NHL was Assistant General Manager of the New York Islanders following his retirement as a player with the club on Jan. 17, 1991. Maloney later served as General Manager from Aug. 17, 1992 to Dec. 2, 1995. Among the players drafted by the Islanders during Maloney's tenure with the club were Todd Bertuzzi, Bryan McCabe, Zigmund Palffy, Tommy Salo and Darius Kasparaitis.

Maloney also served as Eastern Professional Scout for the San Jose Sharks during the 1996-97 season prior to joining the Rangers' front office.

As a player, Maloney registered 214 goals, 350 assists and 564 points and 815 penalty minutes in 765 regular season games over 13 NHL seasons with the Rangers, Hartford Whalers and Islanders. He also collected 22 goals, 35 assists and 57 points in 94 career Stanley Cup playoff games.

Maloney spent 11 seasons with the Rangers after being selected by the club in the second round (26th overall) of the 1978 NHL Entry Draft. He helped lead the Rangers to the 1980 Stanley Cup Final by posting 20 points (7-13-20) that postseason, a playoff record for rookies at the time (since broken). Maloney played in the NHL All-Star Game in 1983 and 1984. He was named Most Valuable Player of the 1984 All-Star Game.

Maloney received the Rangers' "Players Player" Award as voted by teammates on three occasions (1979-80, 1980-81, and 1986-87). He also won the Rangers' "Crumb Bum" Award for service to New York youngsters in 1984 and the team's Good Guy Award in 1981 for cooperation with the media.



BRAD TRELIVING

Vice President of Hockey Operations & Assistant General Manager

Brad Treliving enters his sixth season as Assistant General Manager after being named to the position on July 18, 2007. As Vice President of Hockey Operations, Treliving works closely with General Manager Don Maloney on the day-to-day administration of the Coyotes' hockey operations. Treliving also serves as General Manager of the club's American Hockey League (AHL) affiliate, the Portland Pirates.

In his role, Treliving is consulted on all team personnel decisions and manages the amateur and pro scouting staffs and other administrative duties assigned by the general manager. Treliving is also responsible for all player personnel assignments with the team's minor league affiliates.

In his first season as GM of the San Antonio Rampage, Treliving oversaw a club that qualified for the Calder Cup playoffs for the first time since its inaugural season of 2002-03. The Rampage finished the 2007-08 regular season with a record of 42-28-3-7 for 94 points, marking the third-highest point total ever by a Coyotes AHL affiliate.

Treliving, 43, joined the Coyotes after serving as the President of the Central Hockey League (CHL) for seven years. During his tenure, Treliving guided the CHL to remarkable growth and development. Numerous successful expansion franchises were introduced including the Arizona Sundogs in Prescott Valley who began play in a new arena in 2006-07. That season, the CHL led all North American "AA" professional hockey leagues in attendance for the sixth consecutive campaign.

Treliving co-founded the Western Professional Hockey League (WPHL) in 1996 and served as the league's Vice President and Director of Hockey Operations for five seasons. The native of Penticton, British Columbia played an integral role in the merger of the WPHL and the CHL in May 2001 upon which he began his tenure as President of the league.

Prior to his front office career, Treliving played five professional hockey seasons from 1990-91 to 1994-95 including stints with the Indianapolis Ice of the International Hockey League (IHL) and both the New Haven and Prince Edward Island Senators of the American Hockey League (AHL). The defenseman also registered 17 goals, 85 assists for 102 points and 811 penalty minutes in 243 games in the ECHL.

Treliving, his wife Julie and daughters Ryann and Reese reside in Scottsdale.



SEAN BURKE

Assistant to the General Manager & Goaltending Coach

Sean Burke enters his first season as Assistant to the General Manager/Goaltending Coach. Burke was promoted on July 10, 2012 from Director of Player Development/Goaltending Coach. In his new role, Burke will work with G.M. Don Maloney, Asst. G.M. Brad Treliving and Director of Hockey Administration Chris O'Hearn in all areas of hockey operations, in addition to his responsibilities overseeing all goaltenders in the Coyotes organization and player development.

Under the guidance of Burke, Coyotes goaltenders have flourished the past three seasons. In 2011-12, Burke helped Coyotes netminder Mike Smith reach career highs in games played (67), wins (38), goals against average (2.21), save percentage (.930) and shutouts (8). Smith ranked fourth in the NHL in wins, tied for third in save percentage, tied for third in shutouts and ranked ninth in GAA. In the postseason, Smith ranked tied for first in shutouts (3), third in save percentage (.944), fourth in wins (9) and seventh in GAA (1.99). In addition, Coyotes goaltending prospect Mark Visentin won the Dave Pinkney Trophy for the Ontario Hockey League's (OHL) lowest GAA (shared with Christopher Festarini).

In 2010-11, Burke helped Coyotes goaltender Ilya Bryzgalov become the first Coyotes goaltender to record consecutive 30-plus win seasons (36 and 42) since Nikolai Khabibulin (1996-99). Bryzgalov also became the all-time franchise leader in wins (130) passing Bob Essensa. In addition, Bryzgalov (7) and Jason LaBarbera (2) tied the team franchise record for shutouts in a season (9) set in 1998-99 by Khabibulin (8) and Jimmy Waite (1). In 2010-11, Visentin was named the OHL's Goaltender of the Year and was selected to the OHL's First All-Star Team. He also won bronze (2012) and silver (2011) medals with Team Canada at the IIHF World Junior Championship.

During his first year as Goaltending Coach in 2009-10, the Coyotes allowed the fewest goals in the Western Conference while goaltenders Ilya Bryzgalov and Jason LaBarbera ranked third in the NHL with a 2.34 goals against average (GAA).

Under Burke's tutelage, Bryzgalov enjoyed a career-year while being named a Second Team NHL All-Star and finishing as the runner-up for the Vezina Trophy and was fifth in the voting for the Hart Trophy (League MVP). He also shattered the franchise record for wins in a season (42) and tied the franchise record for shutouts in a single season (8). LaBarbera also enjoyed a tremendously successful season and finished with a record of 8-5-1 with career-bests in GAA (2.13) and SV% (.928). LaBarbera posted a 6-1 record in shootouts and had a career-long shootout streak of 120:48 from Feb. 5 to Mar. 14, which included parts of three games.

During his time as Director of Prospect Development, the Windsor, Ontario native monitored the progress of the team's minor league, junior and college prospects. He was also active in the club's business operations by serving as a liaison for corporate clients and season ticket holders.

Burke, a former NHL goaltender, spent parts of five seasons with the Coyotes from 1999-2004 during his 18-year career. He appeared in 211 career games with the Coyotes, posting a record of 97-78-29 with a 2.39 GAA, a .919 SV% and 15 shutouts. He helped guide the team to the Stanley Cup playoffs during the 1999-00 and 2001-02 seasons and also represented the Coyotes at the 2001 and 2002 NHL All-Star Games. He is the franchise's career leader in GAA (2.39) and ranks second in SV% (.919), and third in games played (211), wins (97) and shutouts (15).

In 820 career NHL games with New Jersey, Hartford/Carolina, Vancouver, Philadelphia, Florida, Tampa Bay, Los Angeles and Phoenix, Burke collected a record of 324-341-101-9 with a 2.96 GAA and a .902 SV%. He was also a three-time NHL All-Star and represented Canada in the 1988 and 1992 Winter Olympics. Burke made his NHL debut on March 2, 1988 with the New Jersey Devils and began his career by going 10-1-0 in his first 13 games.

Burke resides in Scottsdale and has two children: Andie and Brendan. Brendan is a goaltender with the Portland Winterhawks. He will play his second season in the WHL in 2012-13.





RICK KNICKLE

Director of Amateur Scouting

Rick Knickle enters his second season as the Coyotes' Director of Amateur Scouting. He is responsible for all amateur scouting and oversees the Entry Draft process for the Coyotes.

Prior to the 2011-12 season, Knickle served 13 years as a scout with the Nashville Predators. He joined Nashville for the team's inaugural NHL season in 1998-99. While serving as a scout with the Predators, Knickle was instrumental in drafting many NHL star players including Shea Weber, Dan Hamhuis, Martin Erat and Scott Hartnell.

Knickle, a former goaltender, played 17 seasons and close to 600 games in the AHL/IHL and 14 games with the Los Angeles Kings from 1992-94. He won five championships at the professional level and lost in both the Stanley Cup and Memorial Cup Finals. Knickle also became the second oldest player in NHL history to play in his first NHL game at the age of 32. He posted a career record of 241-171-30 with a 3.53 goals against average (GAA) and 19 shutouts in his 16 seasons in the IHL.

The 52-year-old native of Dartmouth, Nova Scotia was originally drafted by the Buffalo Sabres in the sixth round (116th overall) of the 1979 NHL Entry Draft.

Rick resides in Vancouver, British Columbia and has two sons, Alexander and Nikita.



FRANK EFFINGER

Director of Pro Scouting

Frank Effinger enters his fifth season with the Coyotes and third as Director of Pro Scouting. He is responsible for all professional scouting and oversees the schedule for the Coyotes' pro scouts.

Effinger joined the Coyotes after spending two seasons as a professional scout with the New York Rangers. Prior to that, he spent seven years with the Minnesota Wild as the club's Eastern Pro Scout. With the Wild, Effinger was influential in acquiring the likes of Dwayne Roloson, Brian Rolston and Kim Johnsson while also playing a role in the team's Expansion Draft in 2000.

Prior to his stint with the Wild, Effinger worked part-time for the Buffalo Sabres and ran the hockey program for the Rye Country Day School and Rye Ranger Youth Program in Rye, New York. From 1979 to 1990, Effinger served as head coach of the Iona College men's hockey team and finished his career with the sixth best winning percentage in college hockey history. He was inducted into the Iona College Athletic Hall of Fame in 1996.

Effinger resides in Larchmont, New York with his wife Kristen.



PRO & AMATEUR SCOUTS



Derek MacKinnon
Pro Scout



David MacLean
Pro Scout



Tim Bernhardt
Amateur Scout



Norm Gosselin
Amateur Scout



Robert Neuhauser
Amateur Scout



Rob Pulford
Amateur Scout



Glen Zacharias
Amateur Scout



DAVE TIPPETT

Head Coach

Dave Tippett enters his fourth season as the Coyotes Head Coach. Tippett was named the 17th head coach in Coyotes/Jets franchise history on September 24, 2009.

In 2011-12, Tippett led the Coyotes to an impressive 42-27-13 record (97 points), and the franchise's first division title. Highly regarded as one of the best head coaches in the NHL, Tippett also led the club to its third-consecutive postseason appearance. Under his leadership, the Coyotes won their first postseason series - defeating the Chicago Blackhawks in the Western Conference Quarterfinals - since arriving in the desert (1996). The Coyotes enjoyed a productive run in the 2012 Stanley Cup Playoffs, reaching the Western Conference Final for the first time in franchise history. During his tenure, the Coyotes have posted a record of 67-25-32 in one-goal games. He collected his 400th career head coaching victory at Edmonton on March 18, 2012. Tippett's overall record of 135-78-33 (303 points) in 246 regular season games with Phoenix ranks as the highest points percentage (.616) of any head coach in franchise history.

In 2010-11, Tippett led the Coyotes to a 43-26-13 record and 99 points in 2010-11. It marked the first time in franchise history that the Coyotes had recorded consecutive seasons with 40-plus wins and posted back-to-back 95-point plus seasons. In addition, the Coyotes reached the Stanley Cup Playoffs for the second consecutive season, marking the first time the franchise qualified for the postseason in back-to-back years since the 1998-99/1999-2000 campaigns.

Hired just nine days prior to the start of the 2009-10 regular season, Tippett guided the Coyotes to a record of 50-25-7 for 107 points, shattering franchise records for wins and points in a single season while qualifying for the Stanley Cup Playoffs for the first time since 2002, finishing with the third-most points in the Western Conference. The successful season culminated in Tippett being honored with the Jack Adams Trophy as the NHL's Coach of the Year.

Under Tippett's leadership, the Coyotes allowed the fewest goals in the Western Conference in 2009-10 (202), ranked sixth in the NHL in penalty kill percentage (84.5%), set a new franchise record with a 10-game home winning streak from Nov. 21 to Dec. 29, and tied the franchise record with a nine-game winning streak from Mar. 4-21.

In nine seasons as an NHL Head Coach, Tippett has compiled a record of 406-234-98. His 406 victories behind the bench represent the second-most wins by an NHL coach over that span (Mike Babcock, 419), as well as the second-most wins by a coach through his first nine seasons in NHL history (Babcock, 419). Tippett has guided his teams to postseason berths in eight of his nine NHL seasons while also compiling four 100-point seasons, three 50-win seasons and five 40-win seasons.

Prior to joining the Coyotes, the 51-year-old Tippett spent six seasons as head coach of the Dallas Stars, from 2002-03 to 2008-09, posting a record of 271-156-65. Under Tippett's leadership, the Stars won two Pacific Division titles (2002-03 and 2005-06), made the playoffs in five out of six seasons and advanced to the 2008 Western Conference Final. Tippett's 271 career regular season coaching victories rank second all-time in Stars history.

During Tippett's tenure in Dallas, the Stars finished in the top-10 in goal-scoring three times and finished no worse than sixth in the NHL in goals against in five of his six seasons, including ranking in the top three on three occasions (2006-07, 2003-04 and 2002-03).

In 2002-03, his first season as an NHL Head Coach, Tippett led the Stars to the best record in the Western Conference and second-best record in the league while also guiding Dallas to its sixth Division title in seven seasons. With a record of 46-17-15-4 for 111 points, Tippett posted what was then the fourth-highest point total by a rookie coach in NHL history.

Tippett joined the Stars organization on May 16, 2002 after serving as an assistant coach for the Los Angeles Kings the previous three seasons. The Kings qualified for the playoffs in all three of Tippett's seasons with the club after having made the postseason just once in six seasons prior to Tippett's arrival.

Prior to becoming a coach, the native of Moosomin, Saskatchewan played 11 years as a forward in the National Hockey League with the Hartford Whalers, Washington Capitals, Pittsburgh Penguins and Philadelphia Flyers. In 721 career NHL games, he registered 93 goals and 169 assists for 262 points with 317 penalty minutes.

During his playing career with Hartford, Tippett served as an alternate captain and earned the Community Service, Unsung Hero, Mr. Hustle and Best Defensive Forward awards. In 1988-89, he registered career highs in goals (17), assists (24) and points (41). Internationally, he captained the 1984 Canadian Olympic Team in Sarajevo, Yugoslavia and earned a silver medal as a member of the Canadian Olympic Team in Albertville, France in 1992. While at the University of North Dakota, he was a member of the 1982 NCAA Division I Championship squad.

Tippett concluded his playing career in 1995 as a player-assistant coach with the Houston Aeros of the International Hockey League (IHL). He served as Houston's Head Coach from 1995-96 to 1998-99, building a reputation as a highly-regarded coach with a tremendous work ethic while leading the Aeros to two 50-win seasons. In 1999, Tippett led Houston to the Turner Cup Championship while being named the IHL Coach of the Year as well as leading the team to the Fred A. Huber Jr. Memorial Trophy by compiling the league's best regular season record (54-15-13). At the 1998 IHL All-Star Game, he was the co-coach of the victorious Western Conference squad.

Dave and his wife, Wendy, have two daughters: Nicole and Natalie.

Head Coaching Record:

Season	Team	Regular Season					Playoffs		
		G	W	L	T/OT	PTS	G	W	L
2002-03	Dallas	82	46	17	19	111	12	6	6
2003-04	Dallas	82	41	26	15	97	5	1	4
2005-06	Dallas	82	53	23	6	112	5	1	4
2006-07	Dallas	82	50	25	7	107	7	3	4
2007-08	Dallas	82	45	30	7	97	18	10	8
2008-09	Dallas	82	36	35	11	83	--	--	--
2009-10	Phoenix	82	50	25	7	107	7	3	4
2010-11	Phoenix	82	43	26	13	99	4	0	4
2011-12	Phoenix	82	42	27	13	97	16	9	7
FRANCHISE TOTAL		246	135	78	33	303	27	12	15
NHL TOTAL		738	406	234	98	910	74	33	41





JIM PLAYFAIR

Associate Coach

Jim Playfair enters his second season as the Coyotes Associate Coach. He joined the organization on June 7, 2011 from Calgary where he spent 11 years as a coach with the Flames organization.

In his first season in Phoenix, Playfair assisted with the development of defensemen Oliver Ekman-Larsson and Keith Yandle who have emerged as premier NHL defensemen. Under his tutelage, the Coyotes penalty kill unit ranked third on the road (88.2%) and eighth overall (85.5%) among all 30 NHL teams in 2011-12.

On June 5, 2009, Playfair began his second stint as a head coach in the American Hockey League after being named the head coach of the Abbotsford Heat. In his two seasons at the helm, Playfair led the Heat to a 77-61-9-13 record (176 points). In 2009-10, he guided the Heat to the North Division Finals, falling to the Hamilton Bulldogs in six games (4-2).

Playfair was named the 14th head coach of the Calgary Flames on July 12, 2006. In his only season behind the bench (2006-07), Playfair led Calgary to an impressive 43-29-10 record (96 points) in the Northwest Division. Prior to that, he spent three years as an assistant coach with the Flames (2003-06).

He was appointed head coach of the Saint John Flames (AHL) on August 10, 2000. During the 2000-01 season, Playfair led Saint John to its first Calder Cup championship and was named the Minor League Professional Coach of the Year by The Hockey News. Over the course of three seasons (2000-01 to 2002-03) in Saint John, Playfair posted a record of 83-77-22-10.

Before joining the Flames organization, Playfair was the head coach of the Michigan K-Wings of the International Hockey League (IHL). He served as assistant coach with the K-Wings for three seasons before being named head coach on January 25, 2000. His other head coaching experience includes three seasons (1993-96) as bench boss of the Dayton Bombers of the ECHL.

A native of Fort St. James, British Columbia, Playfair played nine seasons of professional hockey including 21 games in the NHL with the Edmonton Oilers and Chicago Blackhawks. He was originally drafted by the Oilers in the first round (20th overall) of the 1982 NHL Entry Draft.

He captained Indianapolis (IHL) to the 1990 Turner Cup championship but was forced to retire due to an eye injury suffered during the 1991-92 campaign. As a junior player, Playfair played two seasons with the Portland Winterhawks (WHL), winning the Memorial Cup in 1983, before finishing his junior career as a member of the Calgary Wranglers (WHL) in 1984.

Jim and his wife Roxanne have three sons: Dylan, Jackson and Austyn.



JOHN ANDERSON

Assistant Coach

John Anderson enters his second season as the Coyotes Assistant Coach after joining the club on July 12, 2011.

Anderson joined the Coyotes from Atlanta where he spent 13 seasons as a coach with the Thrashers organization. On June 20, 2008, Anderson was named the fourth head coach of the Thrashers. In two seasons, he compiled a record of 70-75-19 and 159 points in the Southeast Division.

During his head coaching career, Anderson won five championships, most recently guiding the Chicago Wolves to the American Hockey League's 2008 Calder Cup championship. He spent 11 seasons with the Wolves, the Thrashers primary minor-league affiliate, earning a 506-283-99 regular-season record and a 105-60 postseason record. He guided the Wolves to the playoffs in 10 of his 11 seasons. During his tenure with Chicago, he led the team to two Calder Cups (2008, 2002) and two Turner Cups (2000, 1998) when the team was a member of the International Hockey League (IHL).

Before joining the Thrashers organization, Anderson spent the 1996-97 season as head coach of the Quad City Mallards of the Colonial Hockey League (CoHL), leading them to a 51-20-3 record and the Colonial Cup championship. The previous season (1995-96), he began his coaching career with the Winston-Salem Mammoths (SHL), leading them to the Southern Hockey League finals and a 30-23-7 regular-season record.

A native of Toronto, Ontario, Anderson played 17 seasons of professional hockey including 814 games in the NHL with the Toronto Maple Leafs (1977-85), Quebec Nordiques (1985-86) and Hartford Whalers (1986-89) after being drafted by the Toronto Maple Leafs in the first round (11th overall) of the 1977 NHL Amateur Draft. He racked up five 30-goal campaigns in the NHL, including four straight from 1981-85. Overall, he amassed 282 goals and 631 points in the regular season, along with nine goals and 27 points in 37 career Stanley Cup Playoff contests.

He also represented Canada at the IIHF World Championship in 1983 and 1985, recording seven goals and four assists for 11 points in 15 games over the two tournaments, while earning a bronze medal and silver medal, respectively. In addition, Anderson competed at the IIHF World Junior Championship in 1977, amassing 15 points (10 goals, five assists) in seven games, helping Canada to a silver medal.

During his four-year junior career, Anderson competed for the Toronto Marlboros and tallied 327 points (154 goals and 173 assists) in 211 games from 1973-77. He led his team to the Memorial Cup Championship in 1974-75 with 10 points (four goals, six assists) in four games.

Anderson and his wife Karen have three children: Jacob, Spencer and Hannah.





DAVE KING

Development Coach

Dave King enters his second season as Development Coach for the Coyotes. King oversees all pro player development including working with coaches and players in Portland (AHL) during the season. In addition, he helps with special assignment scouting and assists the coaching staff in Phoenix when his schedule permits.

From 2009-11, King served as an assistant coach with the Coyotes after being named to the position on Sept. 21, 2009. King, a member of the International Ice Hockey Federation Hall of Fame (2001) and the 2013 class of Distinguished Honorees of the Order of Hockey Canada, brings over 38 years of coaching experience to the Coyotes staff, including stints in both the National Hockey League and in international competition.

King had a successful career with the Canadian National Hockey Program from 1983-1992. He coached Canada to the gold medal at the 1982 IIHF World Junior Championship and served as an assistant coach with the bronze medal-winning Canadian team at the IIHF World Championship that same year. The following year, he led Canada to the bronze medal at the 1983 IIHF World Junior Championship and a year later guided the Olympic team to a fourth place finish at the 1984 Winter Olympic Games in Sarajevo, Yugoslavia.

He returned to coach Team Canada to a fourth place finish in the 1988 Winter Olympic Games in Calgary. He also coached Canada in the IIHF World Championship from 1989 to 1992, capturing silver medals in 1989 and 1991. King enjoyed his greatest Olympic success at the 1992 Games in Albertville, France as he led Canada to a silver medal.


King's first stint as an NHL Head Coach came in Calgary where he led the Flames to a 109-76-31 record and a pair of division titles in three seasons (1992-93 to 1994-95). He then spent three seasons with the Montreal Canadiens, where he served as an assistant coach from 1997-99 and as Director of European Scouting in 1999-00.

On July 5, 2000, King was named the first head coach of the expansion Columbus Blue Jackets. That season he led the Blue Jackets to a 28-39-9-6 record (71 points), which ranked second among NHL expansion franchises (excluding the 1967-68 season when the NHL doubled in size from six to 12 franchises). The Blue Jackets also became the first expansion team since 1970 to post a better than .500 record at home, going 19-15-4-3 at Nationwide Arena.

The 64-year-old King, a native of North Battleford, Saskatchewan, began his coaching career at the University of Saskatchewan in 1972, a year after earning his Bachelor's degree in Education. He then coached the Saskatoon Junior B Quakers, the Tier II Saskatoon Olympiques and the Western Hockey League's (WHL) Saskatoon Blades and Billings Bighorns before returning to the University of Saskatchewan in 1980. In 1978, King was named the WHL Coach of the Year.

He has also received numerous awards during his coaching career. In recognition of his contributions to hockey, he received the Order of Canada Award in October of 1992 and was inducted into the Canadian Olympic Hall of Fame in 1995. In 1996, he joined Wayne Gretzky and the 1972 Team Canada squad as recipients of the inaugural Canadian Hockey Awards. King was also presented with the Father David Bauer Award for leadership.

Dave and his wife, Linda, have three children, Andrew, Jennifer and Scott, as well as four grandchildren. King's son Scott plays professional hockey in Germany.



STEVE PETERS

Video Coach

Steve Peters returns for his 16th season with the Coyotes as the team's video coach. He joined the Coyotes in 1996-97 after serving as the Executive Director of the Hobey Baker Memorial Award, given annually to the top hockey player in the National Collegiate Athletic Association.

The Bemidji, Minnesota native is responsible for all of the video needs of the Coyotes' coaching staff. Included in his duties are pre-scouting upcoming opponents, assisting the coaches in breaking down and analyzing game video for motivational and educational purposes, and reviewing game video with Coyotes players.

Peters, 44, is a graduate of the University of North Dakota where he was a three-time letter winner for the Fighting Sioux hockey team and a member of the 1987 NCAA Division I Championship team.

Steve, his wife Heidi and son Jackson reside in Scottsdale.





JASON SERBUS

Head Athletic Trainer

Jason Serbus enters his fifth season as the Coyotes Head Athletic Trainer. Serbus oversees all aspects of the team's medical operations.

Serbus, 37, joined the Coyotes after spending three seasons as the Assistant Athletic Trainer for the Tampa Bay Lightning where he aided in all medical and training operations. Prior to that, he spent four seasons with the Pensacola Ice Pilots of the East Coast Hockey League (ECHL). While with Pensacola, Serbus had the honor of being selected as athletic trainer for the Western Conference at the 2004 ECHL All-Star Game. In 2003 he was named "Athletic Trainer of the Year for Professional Sports" by the Athletic Trainers' Association of Florida.

A native of Bird Island, Minnesota, Serbus has worked with Eisbaren Berlin, the University of Wisconsin-River Falls, the Central Texas Stampede of the Western Professional Hockey League and served as a staff athletic trainer at NovaCare Rehabilitation and Sports Medicine in Florida. Serbus also has served as the Athletic Trainer for the USA Hockey U-17 team on four occasions and the Men's National Team during the 2009 IIHF World Championship in Switzerland.

Serbus, who is a certified member of the National Athletic Trainers' Association, the Arizona Board of Athletic Training, and the Professional Hockey Athletic Trainers Society, earned his Bachelor of Science degree in Biology from the University of Wisconsin-River Falls and a Master of Arts degree in Physical Education /emphasis in Exercise Physiology from the University of Northern Colorado.

Jason, his wife Paula, and son Garrett reside in Phoenix.



MIKE ERMATINGER

Assistant Athletic Trainer

Mike Ermatinger enters his second season as the Coyotes Assistant Athletic Trainer. Ermatinger joined the Coyotes in 2011-12 from the San Antonio Rampage (AHL), the Coyotes' American Hockey League affiliate, where he served as the club's head athletic trainer for three seasons (2008-2011).

Prior to joining the Rampage, the 32-year-old Ermatinger spent one season as the Head Athletic Trainer with the Mississippi Sea Wolves (ECHL). Ermatinger has also worked as an athletic trainer for the Youngstown SteelHounds of the Central Hockey League (CHL), where he was honored with the CHL's 2007 Athletic Trainer of the Year Award.

A native of Cedar Springs, Michigan, Ermatinger earned a degree in Athletic Training/Sports Medicine from Central Michigan University in 2004. While in Michigan, he served as an intern athletic trainer for the Saginaw Spirit of the Ontario Hockey League (OHL). Ermatinger also spent time as the Assistant Athletic Trainer for the Reading Phillies of the Class-AA Eastern League (MILB) before joining the SteelHounds.

Mike resides in Phoenix.





TOMMY POWERS


Strength and Conditioning Coordinator

Tommy Powers enters his first season with the Coyotes as the team's Strength and Conditioning Coordinator. Powers comes to the organization from Human Dynamix in Calgary, where he provided personal and specialized training for NHL, AHL, NCAA and Major Junior hockey players from 2009-12.

Prior to joining Human Dynamix, the 27-year-old Powers was a defenseman for the UMass-Lowell Riverhawks (Hockey East) from 2006-09. He served as the team's assistant strength and conditioning coach in 2009.

A native of Ft. Lauderdale, Florida, Powers earned a degree in Exercise Physiology with a specialized (minor) in Nutrition from the University of Massachusetts, Lowell in 2009. His certifications include: CSCS (2008), Level IV Ki-Hara Resistance Stretching Practitioner by Innovative Body Solutions (2009) and CES & PES (2012).

Powers resides in Scottsdale.



MIKE GRIEBEL

Manual Therapist

Mike Griebel enters his third season with the Coyotes as the team's Manual Therapist. Griebel is responsible for performing sports massage before and after all Coyotes games and practices. He employs a variety of manual therapy techniques and works closely with the Coyotes medical staff on the rehabilitation of player injuries.

Griebel joined the Coyotes organization in 2010-11 after spending ten years with the Tampa Bay Lightning where he served in the same capacity, and was a part of the team during its Stanley Cup Championship run of 2003-04.

Prior to joining the Lightning, Griebel spent six years as resident massage therapist for Gold's Gym of Venice, California. He worked at Universal Studios Hollywood performing massage on cast members and crew and conducted a private business in Los Angeles. Griebel has also worked at numerous amateur sporting events in his career.

A graduate of the Nova Institute of Health and Technology and the Southern California Sports Massage Clinic, Griebel has studied under prominent instructors in his field. He is a specialist in the Hemme approach to soft tissue and certified in the Mattes method of active isolated stretching.

Griebel and his wife, Lauri, have four children: Kristina, Jessica, Soren and Trevor. The family resides in Glendale.



TEAM DOCTORS



Dr. Bob Luberto
Sports Medicine



Dr. Gary Waslewski
Orthopedic Surgeon



Dr. Brian Shafer
Orthopedic Surgeon



Dr. Doug Freedberg
Orthopedic Surgeon



Dr. Amti Sahashrabudhe
Orthopedic Surgeon



Dr. Lawrence Emmott
Team Dentist



Byron J. Larsen, DDS
Team Dentist



Dr. George Reiss
Team Ophthalmologist



Dr. Jeffrey Edelstein
Team Ophthalmologist



STAN WILSON

Head Equipment Manager

Stan Wilson returns for his 23rd season with the Coyotes organization and 17th season as Head Equipment Manager. On February 9, 2011, Wilson achieved a career milestone by working his 1,500th NHL game at the American Airlines Center in Dallas.

The Melfort, Saskatchewan native began his career as an Equipment Manager in 1980 with the Junior B. Melfort TM's. He joined the Prince Albert Raiders of the Western Hockey League (WHL) for the 1982-83 season, enjoying a Memorial Cup championship in 1985. Wilson then joined the Winnipeg Jets in 1990 as an Equipment Manager and has been with the organization ever since.

In 2007, Wilson won a gold medal as the Equipment Manager of Team Canada at the IIHF World Championship in Russia. Wilson was also Equipment Manager of the gold-medal winning Canadian squad at the 2003 IIHF World Championship in Finland. In 1997, Wilson represented the Coyotes as one of the equipment managers for the NHL All-Star Game in San Jose.

Stan and his wife Shelly have a son, Denver, and a daughter, Colby.



TONY SILVA


Equipment Manager

Tony Silva begins his 15th season with the Coyotes organization as the team's Equipment Manager. On November 8, 2010, Silva achieved a career milestone by working his 1,000th NHL game at Detroit.

Silva joined the Coyotes from the San Jose Sharks, where he served three seasons as an Equipment Manager. Prior to that, the 40-year-old native of San Jose, California worked four seasons as a visiting locker room attendant with San Jose.

Before getting involved with hockey, Silva served six seasons as an Equipment Manager for the San Jose Earthquakes of the Western Soccer League (WSL). He also spent two seasons with the San Francisco Bay Blackhawks of the American Professional Soccer League (APSL).

Tony has three children: Dominik, Landon and Ashtyn. The family resides in Scottsdale.



JASON RUDEE

Assistant Equipment Manager

Jason Rudee returns for his 12th season as Assistant Equipment Manager with the Coyotes after working seven seasons (1994-95 to 2000-01) with the San Jose Sharks as the team's Assistant Equipment Manager and equipment transportation specialist.

The 39-year-old Rudee was the recipient of the inaugural commitment to excellence award in 2011-12 as voted on by the league's 30 equipment managers.

Rudee splits his duties between assisting the Coyotes equipment staff with the day-to-day equipment and locker room maintenance, and serving as the visiting dressing room manager. He manages the visiting team's equipment upon arrival and assists the visiting team's equipment manager with all of his needs while in town.

Jason, his wife Jeannette and their daughters Haley and Hannah reside in Cave Creek.





PHOENIX COYOTES STAFF



Gail Avisar
Executive Support/Legal &
Risk Management Coordinator



Mark Ciaccio
Power Skating Coach



Chris O'Hearn
Director of Hockey
Administration



Bob Teofilo
Hockey Operations
Coordinator



Ashley James
Executive Assistant



Rick Braunstein
Manager of Team Services



Jim O'Neal
Team Services Coordinator/
Security



Doug Cannon
Director of Broadcasting



Rich Nairn
Sr. Director of
Communications



Chris Wojcik
Sr. Manager of
Media Relations



Kimberly Trichel
Director of Community
Relations



Ann Pickrell
Community Relations
Coordinator



Brittany Grant
Corporate Partnerships
Manager



Pam Craven
Corporate Partnerships
Manager



Jenni Hansen
Corporate Partnerships
Account Executive




Lindsay Foletta
Corporate Partner Service
Coordinator



Mike Tannenbaum
Corporate Partner Service
Coordinator



Joe Leibfried
Sr. Vice President of Finance



Burlenti Zegar
Assistant Controller



Stephanie Johnson
Sr. Accountant



Kathy Kelly
Accounts Payable
Administrator



Rachel Korchin
Field Producer



Rachel Regnier
Lead Editor/Production
Manager



Gannon Hubler
Sr. Producer/Lead
Videographer



Robert Clark
Producer/Editor



PHOENIX COYOTES STAFF



Monty Low
Director of IT



Liz Ellis
Receptionist



Ted Santiago
Director of Marketing



Scott Jenner
Manager of Creative Services



Trent Nielsen
Marketing Manager



Stephanie Richter
Database Marketing
Coordinator



Dave Vest
Sr. Director of News Content



Doug Vanderheyden
Sr. Director of Ticket
Operations



Julia Kincade
Ticket Operations
Coordinator



Jakub Jaroszewicz
Ticket Operations
Group Coordinator



Grant Buckborough
Sr. Director of Premium &
Suite Sales



Mike Briody
Sr. Premium
Seating Manager



Leanna Taylor
Premium Seating Manager



James Whitner
Premium Seating Manager



Matt McClelland
Premium Seating Executive



Dave Paris
Premium Seating Executive



Leah Adler
Premium Seating
Representative



Lindsay Kray
Manager of Ticket
Sales Service



Karalyn Katchmark
Ticket Sales Service




Sean Sanford
Ticket Sales Service



Brian Underwood
Ticket Sales Service



Justin Brickner
Manager of New
Business Development



Rich Annunciata
New Business
Development Executive



Drew Bennett
New Business
Development Executive



Bryan Hess
New Business
Development Executive



PHOENIX COYOTES STAFF



Chris Majerchin
New Business
Development Executive



Phil Martin
New Business
Development Executive



Marshall Spalding
New Business
Development Executive



Nick Myers
Manager of Group Sales



Jessa Olson
Group Sales Executive




Mike O'Sullivan
Group Sales Executive



Will Rimer
Group Sales Executive



Scott Schwartz
Group Sales Executive




Ian Winklmann
Manager of Inside Sales



Tom Blechman
Inside Sales Executive




Shauna Charles
Inside Sales Executive



Rob Cvetan
Inside Sales Executive



Zach Fish
Inside Sales Executive



Josh Pitts
Inside Sales Executive



Jack Mertes
Inside Sales Executive



JIM FOSS

Senior Vice President & General Manager – Jobing.com Arena

Jim Foss enters his seventh year as Senior Vice President & General Manager of Jobing.com Arena. Foss is an employee of the Phoenix Coyotes and is responsible for the day-to-day oversight of Jobing.com Arena including the booking and marketing of events and concerts, building operations including engineering, ice maintenance, conversions and housekeeping, security, guest services and parking. In addition, the 48-year-old Foss works very closely with the Aramark Food and Beverage and FMI merchandise.

Prior to joining the organization, Foss spent 16 years in various facets of the arena industry including stops in: West Palm Beach, Florida, Worcester, Massachusetts, Hartford, Connecticut, and Bakersfield, California.

Foss has a Sports Management Degree from the University of Massachusetts, Amherst. He served in the United States Military from 1983 to 1986 and received an Honorable Discharge from the United States Navy as a Quartermaster Petty Officer 3rd Class.

Jim and his wife Maureen reside in Arrowhead Ranch with their daughter Caitlyn and son Connor.



ARENA MANAGEMENT GROUP



Shawn Bain
Assistant Ticket Manager



Paul Serbic
Director of Guest Services



Jeff Jones
Director of Parking & Traffic



Sam Cornejo
Arena Director of Security
& Safety



Kyle Olsen
Director of Events



Andrea Evans
Facility Security
Shift Supervisor



Dave Hurni
Facility Security
Shift Supervisor



Arnie Wilson
Production Engineer



Jon Becker
Operating Engineer



Marcus Rahn
Operating Engineer



Jim Walker
Operating Engineer



Dave West
Operating Engineer



Joaquin Lucio
Conversion Crew Supervisor



Don Jacobson
Conversion Crew Lead



Michelle Padilla
Housekeeping Supervisor



Benji Marmolejo
Housekeeping Attendant



Zaida Sanchez
Housekeeping Attendant



MATT McCONNELL

Television Play-By-Play Announcer

Matt McConnell enters his second season with the Coyotes as the team's TV play-by-play announcer. Prior to joining the Coyotes broadcast team, McConnell was the TV voice of the Atlanta Thrashers (2009-2011).

He also called all the TV play-by-play for the Thrashers from 1999 (their inaugural season in the NHL) through 2003 before moving on to the Minnesota Wild where he called NHL action for two seasons (2003-2005).

During the 2011-12 season, McConnell called his 1,000th NHL game on February 28, 2012 (Coyotes vs Canucks).

McConnell got his start in the NHL in 1993 when he was named as the radio voice of the expansion Mighty Ducks of Anaheim. He worked with the Ducks through 1996 when he became the radio play-by-play announcer for the Pittsburgh Penguins from 1996-1999.

McConnell has also covered the NHL playoffs for NHL Radio and Westwood One, the Stanley Cup Final for NHL International and the 2009 IIHF World Junior Championship for the NHL Network.

From 2005-06 to 2008-09, he served as the lead play-by-play announcer for CBS College Sports' hockey broadcasts. During this time, McConnell also called college basketball, football and lacrosse for the network and hosted their coverage of the NCAA lacrosse championships. He also played the role of fill-in broadcaster for the NBA on TNT in 2001.

McConnell's accolades in the broadcasting industry include a pair of regional sports Emmys involving his work on Thrashers telecasts in 2002 and 2003, his nomination for a regional sports Emmy in 2010 and his nomination for 1994 Broadcaster of the Year by the Southern California Sports Broadcasters Association while he was working with the Ducks.

McConnell is a graduate of Michigan State University where he earned a Bachelor's degree in Telecommunication with major emphasis in Economics.

Matt and his wife Jennifer have a daughter named Zoe.



TYSON NASH

Television Color Analyst

Tyson Nash enters his fourth season with the Coyotes as the team's TV color analyst after serving as a radio color analyst since September 2008. A former Coyotes player, Nash will once again team up this season with play-by-play announcer Matt McConnell in the television booth and Bob Heethuis for the radio broadcasts.

The 37-year-old Nash played eight years in the NHL with St. Louis and Phoenix, recording 27-37-64 and 673 penalty minutes (PIM) in 374 games. He also appeared in 23 career Stanley Cup playoff games. Nash was originally drafted by the Vancouver Canucks in the 10th round (247th overall) of the 1994 NHL Entry Draft. He made his NHL debut on April 3, 1999 with the St. Louis Blues. In 1999-00, Nash was a member of the Blues' Presidents' Trophy-winning club, which posted an NHL-best 51-20-11-1 record.

Nash played for the Coyotes during the 2003-04 and 2005-06 seasons and was the recipient of the team's Man of the Year Award in 2004 for his involvement in the Phoenix community. A native of Edmonton, Alberta, Nash enjoyed a standout junior hockey career with the Kamloops Blazers of the Western Hockey League (WHL) where he won three Memorial Cup Championships and was a teammate of Coyotes Captain Shane Doan. Nash and Doan helped lead Kamloops to back-to-back Memorial Cup Championships in 1994 and 1995 while Nash was also a part of Kamloops' 1992 Memorial Cup-winning team.

Nash and his wife, Kathy, reside in Scottsdale with their daughters, Madison and Georgia, and their son Ty.





BOB HEETHUIS

Radio Play-By-Play Announcer

Bob Heethuis returns for his 15th season as a member of the Coyotes' radio team and his eighth season as radio play-by-play announcer. For seven seasons, "Heeter" served as the studio host for all Coyotes radio broadcasts as well as the "Coyotes Wrap-Up Show" – a post-game call-in show heard on KDUS AM-1060 – now The FAN AM 1060 - with interviews, highlights and analysis.

Prior to becoming the Coyotes' radio play-by-play announcer, Heethuis could be heard on the air on KDUS AM-1060 during the week updating listeners with news on the Coyotes and the rest of the sports world. He also hosted "Coyotes Weekly" – an hour-long Coyotes magazine show on KDUS AM-1060.

Currently in his 28th year of professional hockey broadcasting, the 51-year-old native of Muskegon, Michigan previously worked as the radio play-by-play voice for the International Hockey League's Muskegon Lumberjacks and Phoenix Roadrunners from 1984 to 1997. Throughout his 13-year career in the IHL, Heethuis had the opportunity to call over 1,000 regular and postseason games while earning IHL Broadcaster of the Year honors in 1994-95.

Heethuis received a Bachelor of Arts Degree in Telecommunication from Michigan State University in 1983. While at MSU, he began his sports broadcasting career by calling Spartans' hockey, baseball and basketball games.

Bob and his wife, Malissa, reside in Chandler.



TODD WALSH

Television/Radio Host

Todd Walsh returns to the Coyotes broadcast team for his 16th season as radio host and 13th as television host.

Walsh joined the Coyotes radio broadcast team in 1996 when the Coyotes announced their partnership with KDKB and KDUS (now The FAN AM 1060). He served as KDKB's sports director from 1993 to 2001.

In 2001, Walsh began as the full-time field reporter for Fox Sports Arizona, working Arizona Diamondbacks baseball games. He also serves as Fox's pre-game show host for both Coyotes and Diamondbacks. Walsh is a four-time Rocky Mountain Emmy Award winner for his work on both Phoenix Coyotes and Arizona Diamondbacks broadcasts.

Walsh also worked five years (1988-93) at KTAR as a sports reporter, talk show anchor and co-host of the pre and post-game radio broadcasts for the Phoenix Suns (NBA) and Arizona Cardinals (NFL). From 1991-93, the versatile Walsh also served as the color commentator for Cardinals games.

From 1988-91, he worked as the play-by-play announcer for the Phoenix Firebirds (Pacific Coast League). In 1987, the Rochester, New York native also called Tucson Toros games and Arizona Ice Cats hockey games.

Walsh graduated from the University of Arizona in 1986 with a Fine Arts degree in radio and television. Following graduation, Walsh served as the pre and post-game radio host for Wildcats football and basketball games and hosted a radio talk show.

Todd resides in Phoenix.





PLAYERS





2012-13 PHOENIX COYOTES

HOW THE TEAM WAS BUILT

YEAR	DRAFT (Round/Pick)	FREE AGENT (Date Signed)	TRADE/WAIVERS (Team, Date)
1995	Shane Doan (1/7)		
2005	Martin Hanzal (1/17) Keith Yandle (4/105)		
2006	Chris Summers (1/29)		
2007		David Schlemko (7/19)	
2008	Mikkel Boedker (1/8) Michael Stone (3/69)		
2009	Oliver Ekman-Larsson (1/6) Chris Brown (2/36)	Jason LaBarbera (7/1)	Lauri Korpikoski (7/13) Radim Vrbata (7/21) Paul Bissonnette (9/30)
2010			Derek Morris (3/3)
2011		Boyd Gordon (7/1) Mike Smith (7/1) Raffi Torres (7/1) Alexandre Bolduc (7/2) Kyle Chipchura (7/19)	David Rundblad (12/17) Rostislav Klesla (2/28)
2012		David Moss (7/1) Chris Conner (7/2) Rob Klinkhammer (7/3) Steve Sullivan (7/4) Nick Johnson (7/12)	Antoine Vermette (2/22)

OFF-SEASON ROSTER CHANGES

OUT	TO	IN	FROM
Adrian Aucoin	Columbus (NHL)	Chris Conner	Grand Rapids (AHL)
Dean Arsene	St. John's (AHL)	Chad Johnson	Connecticut (AHL)
Matt Beaudoin	Hershey (AHL)	Nick Johnson	Minnesota (NHL)
Spencer Bennett	—	Rob Klinkhammer	Binghamton (AHL)
Gilbert Brule	ZSC Lions (SUI)	Zbynek Michalek	Pittsburgh (NHL)
Marc Cheverie	Pittsburgh (NHL)	David Moss	Calgary (NHL)
Tyler Eckford	Ottawa (NHL)	Joel Rechlicz	Hershey (AHL)
Daymond Langkow	Retired	Steve Sullivan	Pittsburgh (NHL)
Colin Long	Dusseldorfer EG (DEL)		
Patrick O'Sullivan	—		
Nathan Oystreck	HC Lev (KHL)		
Justin Pogge	Ritten (ITA)		
Marc-Antoine Pouliot	EHC Biel (SWI)		
Taylor Pyatt	N.Y. Rangers (NHL)		
Nick Ross	EC Salzburg (SUI)		
Harrison Ruopp	Pittsburgh (NHL)		
Michal Rozsival	Chicago (NHL)		
Brock Trotter	—		
Matt Watkins	N.Y. Islanders (NHL)		
Ray Whitney	Dallas (NHL)		



PAUL BISSONNETTE

12



ACQUIRED

Claimed off waivers from Pittsburgh, Sept. 30, 2009

DRAFTED

Pittsburgh's fourth choice (fourth round, 121st overall) in the 2003 Entry Draft

2011-12 HIGHLIGHTS

Played in 31 games, recording 41 penalty minutes and 70 hits...Recorded four hits vs. CGY, Mar. 1...Had a season-high 9:57 TOI at STL, Jan. 3...
Appeared in his 100th game with PHX at LAK, Dec. 26...Scored the GWG at BUF, Nov. 19...Posted a game-high seven hits vs. CHI, Oct. 18...**2012 Playoffs:** Played in Game 3 of the WCF at LAK and appeared in two games of the WCQF against CHI.

2010-11 HIGHLIGHTS

Appeared in 48 games and ranked sixth on the team in hits (122)...Played in his 100th career NHL game vs. SJS, Mar. 26...Led the team with 71 penalty minutes...His plus-6 rating was fourth among Coyotes forwards...Scored his first goal of the season at SJS, Feb. 1...Posted seven hits vs. EDM, Jan. 25...Recorded nine hits (team season-high) vs. LAK, Jan. 22...**2011 Playoffs:** Played 4:05 in Game 4 of the WCQF vs. DET while also making his Stanley Cup Playoff debut.

2009-10 HIGHLIGHTS

Finished with 3-2-5 and 117 penalty minutes in 41 games during his first season with Coyotes...Led the team with 117 penalty minutes, which also ranked 30th in the NHL...Registered NHL career highs in goals, assists, points, games played and penalty minutes...Collected a career high 12 penalty minutes vs. DAL, Feb. 13...Netted his third goal of the season vs. NYI, Jan. 9...Collected two assists at EDM on Jan. 5 for his first career multi-point game...Scored a goal at TOR, Dec. 16, which proved to be the game winner...Scored his first career NHL goal vs. MTL, Nov. 12...Made his Coyotes debut on Oct. 10 vs. CBJ.

2008-09 HIGHLIGHTS

Saw his first NHL action, playing in 15 games for the Penguins, recording one assist...Won a roster spot out of training camp and made his NHL debut vs. OTT, Oct. 4 in Stockholm, Sweden...Tallied his first career assist at PHI, Jan. 13...Spent majority of the season in Wilkes-Barre/Scranton (AHL) where he posted 9-7-16 and 176 penalty minutes in 57 games...Notched AHL career high six-game point streak from Dec. 10-20, totaling 3-3-6...Appeared in eight AHL playoff games, collecting two assists.

2007-08 HIGHLIGHTS

Began season with Wheeling (ECHL) and was recalled to Wilkes-Barre/Scranton (AHL)...Played 46 games with WBS, tallying 3-5-8 with 146 penalty minutes...Also played in seven Calder Cup Playoff games...Tallied 3-14-17 in 22 games with Wheeling.

2006-07 HIGHLIGHTS

Appeared in 65 games with Wheeling (ECHL), recording 10-32-42 and 115 penalty minutes...Also played in six AHL games with Wilkes-Barre/Scranton.

2005-06 HIGHLIGHTS

In his first season of professional hockey, appeared in 55 AHL games with Wilkes-Barre/Scranton and notched 1-5-6 and 60 penalty minutes...Scored his first AHL goal at Manitoba, Feb. 25...Registered 3-7-10 while appearing in 14 games with Wheeling (ECHL).

2004-05 HIGHLIGHTS

Split the OHL season between Saginaw and Owen Sound...Recorded 1-6-7 in 28 games with Saginaw before collecting 2-11-13 in 35 games with Owen Sound...Picked up 1-3-4 in eight playoff games with Owen Sound.

2003-04 HIGHLIGHTS

Played in 67 games for Saginaw (OHL) while serving as team captain...Registered 5-14-19 and 96 penalty minutes.

2002-03 HIGHLIGHTS

Set OHL career highs in goals (7) and points (23) while appearing in 67 games for Saginaw.

2001-02 HIGHLIGHTS

Recorded 3-3-6 in 57 games with North Bay as an OHL rookie.

Left Wing

6'2" • 216

Shoots: **Left**

Born: **Mar. 11, 1985**

Welland, Ontario

Age: **27**

Career vs. NHL

TEAM	GP	G	A	PTS	PIM
ANA	10	0	0	0	30
BOS	3	0	0	0	5
BUF	2	1	0	1	2
CGY	7	0	0	0	15
CAR	3	0	0	0	10
CHI	3	0	0	0	0
COL	5	0	0	0	0
CBJ	7	0	0	0	20
DAL	10	0	0	0	27
DET	0	0	0	0	0
EDM	7	0	2	2	19
FLA	0	0	0	0	0
LAK	15	0	0	0	36
MIN	5	0	0	0	5
MTL	2	1	0	1	5
NSH	3	0	0	0	2
NJD	2	0	0	0	0
NYI	2	1	0	1	5
NYR	5	0	0	0	7
OTT	2	0	0	0	0
PHI	3	0	1	1	5
PHX	0	0	0	0	0
PIT	2	0	0	0	5
SJS	12	1	0	1	12
STL	8	0	0	0	20
TBL	1	0	0	0	7
TOR	1	1	0	1	0
VAN	7	0	0	0	5
WSH	5	0	0	0	7
WPG	3	0	0	0	2
TOTALS	135	5	3	8	251



PACK FACT

Recorded his second career GWG at Buffalo, Nov. 19, 2011.

INTERNATIONAL CAREER

2003: Won a gold medal while representing Canada at the 2003 IIHF U-18 World Championship in Russia...Appeared in seven games and collected an assist during the tournament as a defenseman.

PERSONAL

Nickname is "BizNasty"...His twitter handle "BizNasty2point0" has over 370,000 followers...Favorite player growing up was Adam Foote...Spent the off-season golfing while also spending time in Las Vegas and Los Angeles...If he weren't a hockey player, would like to be a DJ or star in a show on MTV...Has his own clothing line...Favorite TV show is "Eastbound and Down"...Most memorable hockey moment was winning the 2003 IIHF U-18 World Championship with Team Canada in Russia...Enjoys working with various charities, including several homeless shelters.

BISSONNETTE'S PROFESSIONAL CAREER RECORD

SEASON	TEAM	LEAGUE	GP	G	A	PTS	PP	SH	GW	+/-	PIM
2005-06	Wilkes-Barre/Scranton	AHL	55	1	5	6	0	0	0	2	60
2006-07	Wilkes-Barre/Scranton	AHL	3	0	0	0	0	0	0	-1	6
2007-08	Wilkes-Barre/Scranton	AHL	46	3	5	8	1	0	0	5	145
2008-09	Pittsburgh	NHL	15	0	1	1	0	0	0	-1	22
	Wilkes-Barre/Scranton	AHL	57	9	7	16	0	0	1	4	176
2009-10	Phoenix	NHL	41	3	2	5	0	0	1	-2	117
2010-11	Phoenix	NHL	48	1	0	1	0	0	0	6	71
2011-12	Phoenix	NHL	31	1	0	1	0	0	1	-4	41
FRANCHISE TOTALS			120	5	2	7	0	0	2	0	229
NHL TOTALS			135	5	3	8	0	0	2	-1	251

BISSONNETTE'S PROFESSIONAL POSTSEASON CAREER RECORD

SEASON	TEAM	LEAGUE	GP	G	A	PTS	PIM
2005-06	Wilkes-Barre/Scranton	AHL	11	0	1	1	4
2007-08	Wilkes-Barre/Scranton	AHL	7	0	0	0	11
2008-09	Wilkes-Barre/Scranton	AHL	7	2	2	4	4
2010-11	Phoenix	NHL	1	0	0	0	0
2011-12	Phoenix	NHL	3	0	0	0	15
FRANCHISE TOTALS			4	0	0	0	15
NHL TOTALS			4	0	0	0	15

BISSONNETTE'S AMATEUR/INTERNATIONAL CAREER RECORD

SEASON	TEAM	LEAGUE	GP	G	A	PTS	PP	SH	GW	+/-	PIM
2001-02	North Bay	OHL	57	3	3	6	-	-	-	-	21
2002-03	Saginaw	OHL	67	7	16	23	1	2	0	-10	57
2003-04	Saginaw	OHL	67	5	14	19	2	1	0	-23	96
2004-05	Saginaw	OHL	28	1	6	7	1	0	0	-19	46
	Owen Sound	OHL	35	2	11	13	0	0	0	20	46
2005-06	Wheeling	ECHL	14	3	7	10	1	0	2	4	4
2006-07	Wheeling	ECHL	65	10	32	42	1	2	0	12	115
2007-08	Wheeling	ECHL	22	3	14	17	0	0	0	0	43

2011-12 REAL TIME STATS

HITS: 70
SHOTS: 15
BLOCKS: 1

CAREER HIGHLIGHTS

MOST GOALS/GAME:

1 – 5 times (last 11/19/11 vs. BUF)+

MOST ASSISTS/GAME:

2 – 1/5/10 at EDM+

MOST POINTS/GAME:

2 – 1/5/10 at EDM+

MOST PIM/GAME:

12 – 2/13/10 vs. DAL+

MOST SHOTS/GAME:

3 – 1/25/11 vs. EDM+

LONGEST GOAL STREAK:

NONE

LONGEST ASSIST STREAK:

NONE

LONGEST POINT STREAK:

NONE

CAREER HAT TRICKS:

NONE

MULTIPLE POINT GAMES:

1 (1/5/10 at EDM)+

FIRSTS

FIRST COYOTES GAME:

10/10/09 vs. CBJ

FIRST COYOTES GOAL:

11/12/09 vs. MTL

FIRST COYOTES ASSIST:

1/5/10 at EDM

FIRST NHL GAME:

10/4/08 vs. OTT*

FIRST NHL GOAL:

11/12/09 vs. MTL+

FIRST NHL ASSIST:

1/13/09 at PHI*

* w/ PIT, + w/ PHX

MIKKEL BOEDKER

89



Left Wing

6'0" • 211

Shoots: **Left**

Born: **Dec. 16, 1989**

Brondby, Denmark

Age: **23**

Career vs. NHL

TEAM	GP	G	A	PTS	PIM
ANA	15	2	5	7	0
BOS	2	0	0	0	0
BUF	4	0	0	0	2
CGY	11	1	4	5	0
CAR	3	0	0	0	0
CHI	11	0	6	6	0
COL	11	3	1	4	2
CBJ	11	2	3	5	2
DAL	18	3	3	6	8
DET	9	2	3	5	0
EDM	9	0	1	1	2
FLA	2	2	0	2	0
LAK	17	1	2	3	4
MIN	9	1	1	2	2
MTL	2	1	0	1	0
NSH	10	1	0	1	2
NJD	2	0	0	0	0
NYI	3	0	3	3	0
NYR	4	1	0	1	0
OTT	3	1	1	2	0
PHI	4	2	2	4	0
PHX	-	-	-	-	-
PIT	3	0	1	1	0
SJS	14	2	1	3	0
STL	9	1	1	2	0
TBL	3	0	1	1	0
TOR	3	0	3	3	2
VAN	9	0	0	0	6
WSH	3	1	0	1	2
WPG	4	0	0	0	4
TOTALS	208	27	42	69	38

DRAFTED

Phoenix's first choice (first round, eighth overall) in the 2008 Entry Draft

2011-12 HIGHLIGHTS

One of six Coyotes to play in all 82 games...Recorded 108 hits...Notched a goal in a 4-1 win at MIN, Apr. 7...Recorded 1-1-2 at STL, Apr. 6...Skated a season-high 21:52 in a 3-2 win vs. COL, Mar. 22...Played in his 200th career NHL game vs. COL, Mar. 22...Scored the GWG vs. SJS, Mar. 10...Scored the GDG vs. LAK, Feb. 21...Netted a goal vs. DAL, Feb. 18...Registered two goals at COL, Dec. 29...Scored a goal vs. PHI, Dec. 3...Netted the GWG vs. DAL, Nov. 26...Scored a goal at PHI, Nov. 17...Recorded a goal and had a season-high four shots vs. MTL, Nov. 10...Scored his first goal of the season at NSH, Oct. 13...**2012 Playoffs:** Ranked tied for fourth on the team in playoff scoring with 4-4-8...Fourth on the team in shots (32)...Played in all five games against LAK in the WCF and scored a goal in Game 1, May 12...Registered 1-2-3 in five games of the WCSF against NSH...Scored a goal in Game 1 vs. NSH, Apr. 27...Recorded 2-2-4 in six games of the WCQF against CHI...Scored the OT GWG in Game 4 at CHI, Apr. 19...Scored the OT GWG (first career postseason goal) and had an assist in Game 3 at CHI, Apr. 17.

2010-11 HIGHLIGHTS

Appeared in 34 games for the Coyotes, recording 4-10-14...Ranked third on the team in plus/minus (plus-11)...Appeared in 36 games with San Antonio (AHL) and posted 12-22-34 and a plus-11 rating...Scored the lone PHX goal vs. SJS, Mar. 26...Notched a goal vs. CBJ, Mar. 24...Netted a goal vs. DET, Mar. 5...Had a career high four-game assist streak (0-6-6) from Feb. 22-27...Scored his first goal of the season at DAL, Feb. 9...Played in his 100th career NHL game at LAK, Jan. 20...Picked up his first point (assist) of the season at DAL, Dec. 26...**2011 Playoffs:** Played in all four games against DET in the WCQF, collecting one assist...Made his Stanley Cup Playoff debut in Game 1 at DET, Apr. 13.

2009-10 HIGHLIGHTS

Appeared in 14 games for the Coyotes, recording 1-2-3...Notched an assist in back-to-back games, vs. DAL, Nov. 27 and at ANA, Nov. 29...Scored his first goal of the season in win vs. NYR, Jan. 30...Also played in 64 games with San Antonio (AHL), collecting 11-27-38...Ranked fourth on the Rampage in assists and sixth in points...Notched seven multi-point games...Compiled an eight-game point streak (4-8-12) for San Antonio from Jan. 27 to Feb. 21...Tallied three assists vs. Grand Rapids, Oct. 18.

2008-09 HIGHLIGHTS

Appeared in 78 games for the Coyotes as a rookie, recording 11-17-28 and 18 PIM...Led all Coyotes rookies in goals, assists, points, games played, shots (116) and average TOI (15:32)...Ranked ninth on the team in scoring...Tied for second among all NHL rookies in GWGs (3)...Finished with four multi-point games...Scored the GWG in a 3-0 win at COL, Apr. 1...Collected two assists vs. ANA, Mar. 19...Represented the Coyotes at the 2009 YoungStars Game in Montreal during NHL All-Star weekend...Tallied the GWG and an assist in a 4-3 win at CGY, Jan. 17...Collected a goal and an assist in a 5-4 SOL vs. DET, Dec. 13...Recorded an assist in back-to-back wins over LAK (Dec. 2) and TOR (Dec. 4)...Scored two goals and logged a season-high 22:52 TOI in a win vs. FLA, Nov. 8...Picked up his first NHL assist in win vs. PIT, Oct. 30...Scored his first NHL goal in win at ANA, Oct. 12...Made his NHL debut in season-opening win vs. CBJ, Oct. 11.

2007-08 HIGHLIGHTS

Appeared in 62 games for Kitchener (OHL), recording 29-44-73 and 14 penalty minutes...Ranked second on the team in points (73), third in assists (44) and fourth in goals (29)...Ranked tied for second in the OHL with a team-leading nine game-winning goals...Ranked third in scoring among all OHL rookies...Voted Best Skater in the OHL's Western Conference in the annual Coaches Poll...Tallied a goal and an assist in the 2008 CHL Top Prospects Game...Finished the regular season on a seven-game point streak, recording 4-9-13 in that span...Recorded a season-high five points with two goals and three assists at Oshawa, Jan. 19...Compiled a season-long nine-game point streak (5-10-15) from Jan. 19 to Feb. 12...Helped lead Kitchener to the OHL Championship by recording 9-26-35 in 20 playoff games...Tied for the OHL lead in postseason assists (26) and ranked second in the OHL in postseason points (35)...Closed out the OHL playoffs with a 10-game point streak, recording 3-16-19 from Apr. 20 - May 12...Registered 2-11-13 in the seven-game OHL Championship series against Belleville...Helped Kitchener to the Memorial Cup final by recording 2-4-6 in five games.

2006-07 HIGHLIGHTS

Spent the season with Frolunda (Sweden), playing for the club's Under-18, junior and pro teams...Played in 39 games for Frolunda Jr., recording 19-30-49 and 14 PIM...Helped Frolunda win the Swedish Junior Championship by collecting 6-5-11 in eight postseason contests...Also recorded 3-2-5 in three games with Frolunda U-18...Appeared in two games with the Frolunda pro club.

2005-06 HIGHLIGHTS

Appeared in 37 games for Frolunda Jr., recording 9-8-17 and 22 PIM...Notched one assist in two playoff games...Played in five games for Frolunda U-18 and scored two goals.



PACK FACT

Scored the game-winning overtime goal in back-to-back games (Games 3 & 4) of the 2012 WCQF against Chicago.

INTERNATIONAL CAREER

2011: In six games with Denmark at the IIHF World Championship in Slovakia, Boedker netted three goals and collected one assist...Averaged 20:06 TOI/game...**2009:** Represented Denmark at the IIHF World Championship in Switzerland...Recorded 3-1-4 in six games to rank tied for second on the team in scoring...**2008:** Participated at the IIHF World Junior Championship in the Czech Republic for Denmark...Ranked second on the team in scoring with 2-4-6 in six games.

PERSONAL

Nickname is "Bods"...If he weren't a hockey player, he would like to work in construction...Favorites include Denzel Washington (actor); "The DaVinci Code" (book); "Gridiron Gang" (movie); Linkin Park (music group); and football (sport other than hockey)...Credits his father for having the most influence on his hockey career...Played alongside his older brother, Mads, at the 2009 IIHF World Championship and 2008 IIHF World Junior Championship for Denmark...Favorite place to visit is Copenhagen, Denmark.

2011-12 REAL TIME STATS

HITS: 108
SHOTS: 86
TAKEAWAYS: 29

BOEDKER'S PROFESSIONAL CAREER RECORD

SEASON	TEAM	LEAGUE	GP	G	A	PTS	PP	SH	GW	+/-	PIM
2008-09	Phoenix	NHL	78	11	17	28	2	0	3	-6	18
2009-10	Phoenix	NHL	14	1	2	3	0	0	0	2	0
	San Antonio	AHL	64	11	27	38	1	0	2	-19	4
2010-11	Phoenix	NHL	34	4	10	14	0	0	0	11	8
	San Antonio	AHL	36	12	22	34	4	0	2	11	8
2011-12	Phoenix	NHL	82	11	13	24	0	0	2	-2	12
FRANCHISE AND NHL TOTALS			208	27	42	69	2	0	5	5	38

BOEDKER'S PROFESSIONAL POSTSEASON CAREER RECORD

SEASON	TEAM	LEAGUE	GP	G	A	PTS	PIM
2010-11	Phoenix	NHL	4	0	1	1	2
2011-12	Phoenix	NHL	16	4	4	8	0
FRANCHISE AND NHL TOTALS			20	4	5	9	2

BOEDKER'S AMATEUR/INTERNATIONAL CAREER RECORD

SEASON	TEAM	LEAGUE	GP	G	A	PTS	PP	SH	GW	+/-	PIM
2005-06	Frolunda U-18	Sweden U18	5	2	0	2	-	-	-	-	0
	Frolunda Jr.	Sweden Jr.	37	9	8	17	-	-	-	-	22
2006-07	Frolunda Jr.	Sweden Jr.	39	19	30	49	-	-	-	-	14
	Frolunda U-18	Sweden U18	3	3	2	5	-	-	-	-	2
	Frolunda	Sweden	2	0	0	0	-	-	-	-	0
2007-08	Kitchener	OHL	62	29	44	73	13	1	9	6	14

CAREER HIGHLIGHTS

MOST GOALS/GAME:

2 – 2 times (last 12/29/11 at COL)

MOST ASSISTS/GAME:

2 – 3 times (last 2/27/11 at CHI)

MOST POINTS/GAME:

2 – 8 times (last 4/6/12 at STL)

MOST PIM/GAME:

4 – 2 times (last 2/7/12 at DAL)

MOST SHOTS/GAME:

4 – 7 times (last 11/10/11 vs. MTL)

LONGEST GOAL STREAK:

2 games – 2 times (last 4/6/12-4/7/12)

LONGEST ASSIST STREAK:

4 games – 2/22/11-2/27/11

LONGEST POINT STREAK:

4 games – 2/22/11-2/27/11

CAREER HAT TRICKS:

NONE

MULTIPLE POINT GAMES:

8 (last 4/6/12 at STL)

FIRSTS

FIRST COYOTES GAME:

10/11/08 vs. CBJ

FIRST COYOTES GOAL:

10/12/08 at ANA

FIRST COYOTES ASSIST:

10/30/08 vs. PIT

FIRST NHL GAME:

10/11/08 vs. CBJ

FIRST NHL GOAL:

10/12/08 at ANA


FIRST NHL ASSIST:

10/30/08 vs. PIT



ALEXANDRE BOLDUC

49



Center

6'2" • 200

Shoots: **Left**

Born: **June 26, 1985**

Montreal, Quebec

Age: **27**

Career vs. NHL

TEAM	GP	G	A	PTS	PIM
ANA	1	0	0	0	5
BOS	0	0	0	0	0
BUF	0	0	0	0	0
CGY	4	0	0	0	2
CAR	0	0	0	0	0
CHI	1	0	0	0	0
COL	1	1	1	2	2
CBJ	4	0	0	0	2
DAL	3	0	1	1	10
DET	4	0	0	0	0
EDM	5	0	0	0	2
FLA	0	0	0	0	0
LAK	3	0	0	0	0
MIN	2	0	0	0	7
MTL	1	0	0	0	0
NSH	3	0	0	0	4
NJD	0	0	0	0	0
NYI	1	0	0	0	0
NYR	0	0	0	0	0
OTT	0	0	0	0	0
PHI	1	0	0	0	0
PHX	2	0	0	0	2
PIT	0	0	0	0	0
SJS	2	0	0	0	2
STL	4	0	1	1	2
TBL	1	0	0	0	0
TOR	3	0	0	0	0
VAN	0	0	0	0	0
WSH	1	0	0	0	0
WPG	1	1	0	1	0
TOTALS	48	2	3	5	40

ACQUIRED

Signed as a free agent, July 2, 2011

DRAFTED

St. Louis' sixth choice (fourth round, 127th overall) in the 2003 Entry Draft

2011-12 HIGHLIGHTS

Played in two games for the Coyotes and recorded two penalty minutes...Made his Coyotes debut at SJS, Mar. 24...Posted 3-12-15 and 30 penalty minutes in 23 games with Portland (AHL).

2010-11 HIGHLIGHTS

Split the season between Vancouver and Manitoba (AHL)...Recorded 2-2-4 and 21 penalty minutes with VAN...Scored the GWG at ATL, Mar. 25...Collected 1-1-2 at COL, Jan. 2...Posted 6-9-15 and 28 penalty minutes in 26 games with Manitoba...Scored four goals and had 20 penalty minutes in 14 playoff games with the Moose...**2011 Playoffs:** Played in three games of the WCF against SJS...Made his Stanley Cup playoff debut in Game 3 of the WCF at SJS, May 20.

2009-10 HIGHLIGHTS

Started the season in Manitoba (AHL), collecting two goals and an assist in 13 games...Recalled to VAN, where he appeared in 15 games with the Canucks, recording 13 penalty minutes...Sidelined for the remainder of the season due to an injury suffered at MIN, Jan. 13.

2008-09 HIGHLIGHTS

Appeared in 63 games with Manitoba (AHL), registering 12-21-33 and 116 penalty minutes...Collected 5-4-9 in 13 playoff games, including two shorthanded goals.

2007-08 HIGHLIGHTS

Played in 70 games with Manitoba in his first full season in the AHL, collecting a career high 18 goals and 37 points...Had 93 penalty minutes and a plus-13 rating...Scored one goal in six playoff games.

2006-07 HIGHLIGHTS

Split the season between Bakersfield (ECHL) and Manitoba (AHL)...In 16 games with Bakersfield he posted 7-17-24 and 42 penalty minutes...In 32 games with Manitoba, he posted 4-5-9 and 35 penalty minutes...Appeared in five playoff games with the Moose and had eight penalty minutes.

2005-06 HIGHLIGHTS

Recorded 10-6-16 and 56 penalty minutes in 24 games with Bakersfield (ECHL) and 3-7-10 in 29 games with Manitoba (AHL)...Appeared in his first career AHL game and recorded his first goal with Manitoba on vs. Syracuse, Dec. 14.

2004-05 HIGHLIGHTS

Split the season between Rouyn-Noranda and Shawinigan in the QMJHL...Recorded 7-10-17 and 46 penalty minutes in 33 games with Rouyn-Noranda and 7-11-18 and 14 penalty minutes in 29 games with Shawinigan.

2003-04 HIGHLIGHTS

Posted 23-35-58 and 115 penalty minutes in 65 games with Rouyn-Noranda (QMJHL)...Had five game-winning goals and five power-play goals.

2002-03 HIGHLIGHTS

Recorded 14-29-43 and 131 penalty minutes in 66 games with Rouyn-Noranda (QMJHL).

2001-02 HIGHLIGHTS

In 64 games, recorded 6-14-20 and 69 penalty minutes with Rouyn-Noranda (QMJHL).

PERSONAL

Nickname is "Duke"...His favorite plater growing up was Doug Gilmour...Other favorites are Nirvana (band) and "Step Brothers" (movie)...Favorite vacation spot is Mexico...Enjoys playing the guitar.



PACK FACT

Made his Coyotes debut at San Jose, March 24, 2012.

BOLDUC'S PROFESSIONAL CAREER RECORD

SEASON	TEAM	LEAGUE	GP	G	A	PTS	PP	SH	GW	+/-	PIM
2005-06	Bakersfield	ECHL	24	10	6	16	2	3	0	1	56
	Manitoba	AHL	29	3	7	10	1	0	0	1	35
2006-07	Bakersfield	ECHL	16	7	17	24	1	1	0	10	42
	Manitoba	AHL	32	4	5	9	0	0	1	3	35
2007-08	Manitoba	AHL	70	18	19	37	3	3	2	13	93
2008-09	Manitoba	AHL	63	12	21	33	5	1	2	3	116
	Vancouver	NHL	7	0	1	1	0	0	0	1	4
2009-10	Manitoba	AHL	13	2	1	3	0	1	0	-2	20
	Vancouver	NHL	15	0	0	0	0	0	0	-3	13
2010-11	Vancouver	NHL	24	2	2	4	0	0	1	1	21
	Manitoba	AHL	26	6	9	15	1	1	1	4	28
2011-12	Portland	AHL	23	3	12	15	0	0	0	0	30
	Phoenix	NHL	2	0	0	0	0	0	0	-1	2
FRANCHISE TOTALS			2	0	0	0	0	0	0	-1	2
NHL TOTALS			48	2	3	5	0	0	1	-2	40

2011-12 REAL TIME STATS

SHOTS: 1
HITS: 1
BLOCKS: 0

BOLDUC'S PROFESSIONAL POSTSEASON CAREER RECORD

SEASON	TEAM	LEAGUE	GP	G	A	PTS	PIM
2006-07	Manitoba	AHL	5	0	0	0	8
2007-08	Manitoba	AHL	6	1	0	1	6
2008-09	Manitoba	AHL	13	5	4	9	14
2010-11	Vancouver	NHL	3	0	0	0	0
	Manitoba	AHL	14	4	0	4	20
NHL TOTALS			3	0	0	0	0

BOLDUC'S AMATEUR/INTERNATIONAL CAREER RECORD

SEASON	TEAM	LEAGUE	GP	G	A	PTS	PP	SH	GW	+/-	PIM
2001-02	Rouyn-Noranda	QMJHL	64	6	14	20	0	0	0	-11	69
2002-03	Rouyn-Noranda	QMJHL	66	14	29	43	4	1	0	4	131
2003-04	Rouyn-Noranda	QMJHL	65	23	35	58	5	4	0	6	115
2004-05	Rouyn-Noranda	QMJHL	33	7	10	17	0	2	0	-4	46
	Shawinigan	QMJHL	29	7	11	18	1	1	0	-1	14
2005-06	Bakersfield	ECHL	24	10	6	16	2	3	0	1	56
2006-07	Bakersfield	ECHL	16	7	17	24	1	1	0	10	42

CAREER HIGHLIGHTS

MOST GOALS/GAME:

1 – 2 times (last 3/25/11 at ATL)*

MOST ASSISTS/GAME:

1 – 3 times (last 1/2/11 at COL)*

MOST POINTS/GAME:

2 – 1/2/11 at COL*

MOST PIM/GAME:

10 – 12/31/10 at DAL*

MOST SHOTS/GAME:

3 – 2 times (last 12/28/10 vs. PHJ)*

LONGEST GOAL STREAK:

NONE

LONGEST ASSIST STREAK:

NONE

LONGEST POINT STREAK:

NONE

CAREER HAT TRICKS:

NONE

MULTIPLE POINT GAMES:

1 – 1/2/11 at COL*

FIRSTS

FIRST COYOTES GAME:

3/24/12 at SJS

FIRST COYOTES GOAL:

NONE

FIRST COYOTES ASSIST:

NONE

FIRST NHL GAME:

11/27/08 vs. CGY*

FIRST NHL GOAL:

1/2/11 at COL*

FIRST NHL ASSIST:

1/4/09 vs. DAL*

* w/ VAN



KYLE CHIPCHURA

24



Center/Wing

6'2" • 203

Shoots: **Left**

Born: **Feb. 19, 1986**

Westlock, Alberta

Age: **26**

Career vs. NHL

TEAM	GP	G	A	PTS	PIM
ANA	5	1	0	1	0
BOS	8	1	2	3	17
BUF	8	1	1	2	7
CGY	6	0	3	3	10
CAR	5	1	1	2	0
CHI	9	1	1	2	16
COL	10	1	3	4	17
CBJ	5	0	0	0	0
DAL	11	1	1	2	9
DET	13	2	3	5	6
EDM	9	1	1	2	5
FLA	7	0	3	3	0
LAK	12	0	0	0	7
MIN	7	0	1	1	0
MTL	2	0	0	0	0
NSH	10	0	2	2	0
NJD	3	0	1	1	4
NYI	5	0	1	1	5
NYR	6	0	1	1	0
OTT	6	0	1	1	5
PHI	4	0	1	1	14
PHX	7	1	0	1	6
PIT	5	0	0	0	0
SJS	10	1	2	3	14
STL	7	0	0	0	7
TBL	4	1	0	1	0
TOR	8	0	1	1	2
VAN	11	0	0	0	5
WSH	7	0	1	1	5
WPG	6	0	0	0	0
TOTALS	216	13	31	44	161

ACQUIRED

Signed as a free agent on July 19, 2011

DRAFTED

Montreal's first choice in the first round (18th overall) in the 2004 Entry Draft

2011-12 HIGHLIGHTS

Recorded career highs in points (16) and assists (13) in 53 games...Notched 42 penalty minutes and a plus-2 rating...Scored a goal vs. COL, Mar. 22...Three-game point streak from Feb. 7-11...Scored a goal vs. CHI, Feb. 11...Registered an assist at DAL, Feb. 7...Three-game point streak from Jan. 16-19 (1-3-4)...Collected 0-2-2 vs. DET, Jan. 19...Scored his first goal with the Coyotes at ANA, Jan. 18...Recorded 0-2-2 at COL, Dec. 29...Won 7 of 10 (70%) faceoffs at LAK, Dec. 26...Won 4 of 5 (80%) faceoffs vs. DAL, Nov. 26...Collected an assist in a 4-2 win at BUF, Nov. 19...Collected his first point (assist) with PHX at SJS, Nov. 12...Appeared in the season opener at SJS, Oct. 8...**2012 Playoffs:** Played in 15 of 16 postseason games, recording 1-3-4 and a plus-4 rating...Appeared in all five games of the WCF against LAK and had an assist in Game 5, May 22...Played in all five games of the WCSF against NSH...Collected an assist in Game 5 vs. NSH, May 7...Registered 1-1-2 in five games of the WCQF against CHI...Scored his first career postseason goal, while recording his first career multi-point game (1-1-2) in Game 6 at CHI, Apr. 23...Made his Stanley Cup Playoff debut in Game 2 of the WCQF.

2010-11 HIGHLIGHTS

Appeared in his fourth NHL season, collecting two assists in 40 games with ANA...Had a pair of assists and was a plus-2 vs. FLA, Dec. 1.

2009-10 HIGHLIGHTS

Appeared in his third NHL season, split between MTL and ANA...Collected 6-6-12 and 72 penalty minutes in 74 games...Collected 1-1-2 in the regular season finale vs. EDM, Apr. 11...Notched a goal vs. DAL, Mar. 29...Collected an assist and went 12 for 18 (67%) on faceoffs at CGY, Feb. 13...Played in his 100th career NHL game, vs. LAK, Feb. 8...Recorded the GWG vs. DET, Feb. 3...Notched a goal vs. DET, Jan. 5...Had a goal at SJS, Dec. 26...Scored vs. PHX, Dec. 19...Began the season with the Canadiens, going scoreless with 16 penalty minutes in 19 games.

2008-09 HIGHLIGHTS

Appeared in his second NHL season with Montreal, recording three assists and five penalty minutes in 13 games...Began the season with Hamilton (AHL), recording 14 goals, 21 assists with a plus-28 rating and 65 penalty minutes in 51 games as team captain...Added three goals in six Calder Cup playoff games, pacing the Bulldogs.

2007-08 HIGHLIGHTS

Appeared in his first NHL season with MTL, scoring four goals, seven assists and 10 PIM in 36 games...Was assigned to Hamilton (AHL) on Jan. 8 and played the remainder of the season in the AHL...Recorded 10 goals, 11 assists and 27 penalty minutes in 39 games for the Bulldogs...Registered his first NHL point (goal) against Ryan Miller vs. BUF, Oct. 20...Made his NHL debut on at PIT, Oct. 10.

2006-07 HIGHLIGHTS

Appeared in his first full professional season with Hamilton (AHL), registering 12 goals, 27 assists with a plus-11 rating and 56 penalty minutes in 80 games...Added six goals, seven assists in 22 playoff games en route to the Calder Cup Championship...Matched a postseason single-game team record with four points (2-2-4) in Game 1 of the Western Conference Final, at CHI, May 18.

2005-06 HIGHLIGHTS

Made his professional debut with Hamilton (AHL), earning a goal, two assists and six penalty minutes in eight games...Began the season with Prince Albert (WHL), leading the team in scoring with 21 goals, 34 assists...Posted 17 multi-point games en route to being named team MVP.

2004-05 HIGHLIGHTS

Limited to 28 games with Prince Albert (WHL) due to an injury in late December...Had 14 goals and 18 assists in 28 games.

2003-04 HIGHLIGHTS

Appeared in his second WHL season with Prince Albert, recording 15 goals, 33 assists and 118 PIM in 64 games.

2002-03 HIGHLIGHTS

Made his WHL debut with Prince Albert, earning nine goals, 21 assists and 89 PIM in 63 games.



PACK FACT

Appeared in 15 postseason games for the Coyotes in 2011-12, recording 1-3-4 and a plus-4 rating.

INTERNATIONAL CAREER

2006: Captained Team Canada to a gold medal at the IIHF World Junior Championship in Vancouver...Posted 4-1-5 in six tournament games...**2004:** As an alternate captain, led Team Canada to a silver medal at the IIHF U-18 World Championship in Belarus...Recorded 3-2-5 and 28 penalty minutes in seven games.

PERSONAL

Nickname is "Chip"...Most memorable hockey moment is winning a gold medal at the 2006 World Junior Championship...First job was as a paper boy.

CHIPCHURA'S PROFESSIONAL CAREER RECORD

SEASON	TEAM	LEAGUE	GP	G	A	PTS	PP	SH	GW	+/-	PIM
2005-06	Hamilton	AHL	8	1	2	3	0	0	0	4	6
2006-07	Hamilton	AHL	80	12	27	39	1	2	5	11	56
2007-08	Montreal	NHL	36	4	7	11	0	0	0	-1	10
	Hamilton	AHL	39	10	11	21	0	3	0	-1	27
2008-09	Montreal	NHL	13	0	3	3	0	0	0	-6	5
	Hamilton	AHL	51	14	21	35	1	1	3	28	65
2009-10	Montreal	NHL	19	0	0	0	0	0	0	-10	16
	Anaheim	NHL	55	6	6	12	0	1	1	-2	56
2010-11	Anaheim	NHL	40	0	2	2	0	0	0	1	32
2011-12	Phoenix	NHL	53	3	13	16	0	0	0	2	42
	Portland	AHL	8	4	2	6	3	0	0	1	4
FRANCHISE TOTALS			53	3	13	16	0	0	0	2	42
NHL TOTALS			216	13	31	44	0	1	1	-16	161

CHIPCHURA'S PROFESSIONAL POSTSEASON CAREER RECORD

SEASON	TEAM	LEAGUE	GP	G	A	PTS	PIM
2011-12	Phoenix	NHL	15	1	3	4	7
FRANCHISE AND NHL TOTALS			15	1	3	4	7

CHIPCHURA'S AMATEUR/INTERNATIONAL CAREER RECORD

SEASON	TEAM	LEAGUE	GP	G	A	PTS	PP	SH	GW	+/-	PIM
2002-03	Prince Albert	WHL	63	9	21	30	4	1	0	3	89
2003-04	Prince Albert	WHL	64	15	33	48	7	1	0	6	118
2004-05	Prince Albert	WHL	28	14	18	32	5	1	0	8	32
2005-06	Prince Albert	WHL	59	21	34	55	4	4	0	-7	81

2011-12 REAL TIME STATS

HITS: 67
SHOTS: 43
F0%: 47.8

CAREER HIGHLIGHTS

MOST GOALS/GAME:

1 – 13 times (last 3/22/12 vs. COL)+

MOST ASSISTS/GAME:

2 – 5 times (last 1/19/12 vs. DET)+

MOST POINTS/GAME:

2 – 5 times (last 1/19/12 vs. DET)+

MOST PIM/GAME:

7 – 3 times (last 2/11/12 vs. CHI)+

MOST SHOTS/GAME:

4 – 4/11/10 vs. EDM#

LONGEST GOAL STREAK:

NONE

LONGEST ASSIST STREAK:

2 games – 5 times (last 2/7/12-2/29/12)+

LONGEST POINT STREAK:

3 games – 2 times (last 2/7/12-2/11/12)+

CAREER HAT TRICKS:

NONE

MULTIPLE POINT GAMES:

5 (last 1/19/12 vs. DET)+

FIRSTS

FIRST COYOTES GAME:

10/8/11 at SJS

FIRST COYOTES GOAL:

1/18/12 at ANA

FIRST COYOTES ASSIST:

11/12/11 vs. SJS

FIRST NHL GAME:

10/10/07 at PIT*

FIRST NHL GOAL:

10/20/07 vs. BUF*

FIRST NHL ASSIST:


11/1/07 vs. PHI*

* w/ MTL, # w/ ANA, + w/ PHX



CHRIS CONNER

14



ACQUIRED

Signed as a free agent, July 2, 2012

DRAFTED

Not drafted

2011-12 HIGHLIGHTS

Appeared in eight games with DET, recording 1-2-3...Posted 16-37-53 in 57 games with Grand Rapids (AHL) to finish fourth on the team in scoring... Tied for the team lead in shorthanded goals (2).

2010-11 HIGHLIGHTS

Posted career highs in goals (7), assists (9), points (16) and games (60) with PIT...Registered three game-winning goals...Scored a goal at TOR, Mar. 2...Scored the GWG vs. DET, Jan. 18...Recorded the GWG and had an assist vs. TBL, Jan. 5...Notched a goal at NYI, Dec. 29...Had a goal vs. PHX, Dec. 20...Scored a goal at NYR, Nov. 29...Recorded the GWG at FLA, Nov. 22...Posted 3-6-9 in 11 games with Wilkes-Barre/Scranton (AHL) before being recalled by PIT...**2011 Playoffs:** Appeared in all seven games of the ECQF against TBL...Scored his first career playoff goal in Game 5 of the ECQF vs. TBL, Apr. 23.

2009-10 HIGHLIGHTS

Appeared in eight games with PIT recording 2-1-3...Scored a pair of goals, including the GWG at NYR, Jan. 25...Posted 19-37-56 in 59 games with Wilkes-Barre/Scranton (AHL) to rank second on the team in scoring...Led WBS in power-play points (4-16-20)...Third on the team in shorthanded goals (2)...Recorded 2-2-4 in four playoff games...**2010 Playoffs:** Appeared in one game of the ECQF against OTT.

2008-09 HIGHLIGHTS

Played in 38 games for DAL, registering 3-10-13...Collected 1-1-2 at PHX, Mar. 30...Scored a goal vs. FLA, Mar. 28...Had the GWG at DET, Jan. 29...Notched two assists vs. PHX, Dec. 10...Recorded 16-12-28 in 30 games with Peoria (AHL).

2007-08 HIGHLIGHTS

Appeared in 22 games for DAL and posted 3-2-5...In 55 games with Iowa (AHL) he posted 13-26-39 and 17 penalty minutes...**2008 Playoffs:** Appeared in one game of the WCF against DET...Made his Stanley Cup playoff debut in Game 3 of the WCF vs. DET, May 12.

2006-07 HIGHLIGHTS

Played in 11 games with DAL and posted 1-2-3...Recorded 19-18-37 and 24 penalty minutes in 48 games with Iowa (AHL)...Posted 2-5-7 in 12 Calder Cup playoff games.

2005-06 HIGHLIGHTS

Led Michigan Tech (WCHA) in scoring with 17-12-29...Ranked first on the Huskies in shorthanded goals (4) and game-winning goals (3)...Made his professional debut with Iowa (AHL) following his senior season at MTU...Played in 15 games with Iowa, registering 2-3-5...Posted 1-1-2 in seven playoff games.

2004-05 HIGHLIGHTS

Ranked fourth on Michigan Tech (WCHA) in scoring with 14-10-2 in 37 games.

2003-04 HIGHLIGHTS

Led Michigan Tech (WCHA) in scoring with 25-14-39...Ranked first nationally in college hockey in shorthanded goals (8)...Tied for second on the team in power-play goals (6).

2002-03 HIGHLIGHTS

Ranked second on Michigan Tech (WCHA) in scoring with 13-24-37...Led the team in shorthanded goals (3).

PERSONAL

Nicknames: "CC" and "C's"...His favorite player growing up was Patrick Roy...His favorite movies are "Top Gun" and "Days of Thunder"...Enjoys all music...Favorite vacation spot is Hawaii...His hobbies include remote control cars, planes and boats...Chris and his wife Lindsay have a son Caden and a daughter Brynlee.

Right Wing

5'8" • 180

Shoots: **Left**

Born: **Dec. 23, 1983**

Westland, Michigan

Age: **29**

Career vs. NHL

TEAM	GP	G	A	PTS	PIM
ANA	4	1	0	1	0
BOS	4	0	0	0	0
BUF	4	0	1	1	0
CGY	6	0	0	0	0
CAR	4	0	1	1	4
CHI	2	0	0	0	0
COL	6	1	1	2	4
CBJ	6	1	3	3	0
DAL	0	0	0	0	0
DET	6	2	1	3	2
EDM	7	0	3	3	2
FLA	5	2	2	4	0
LAK	7	1	1	2	0
MIN	4	0	0	0	0
MTL	4	0	0	0	0
NSH	3	0	0	0	2
NJD	6	0	0	0	0
NYI	3	1	0	1	0
NYR	8	3	1	4	4
OTT	4	0	1	1	0
PHI	7	0	0	0	2
PHX	8	2	5	7	0
PIT	3	0	2	2	0
SJS	10	0	0	0	0
STL	5	0	1	1	2
TBL	3	1	1	2	0
TOR	5	1	1	2	0
VAN	4	0	1	1	6
WSH	3	0	0	0	2
WPG	6	1	1	2	0
TOTALS	147	17	26	43	30

**PACK
FACT**

Has appeared in 147 career NHL games with Dallas, Pittsburgh and Detroit.

CONNER'S PROFESSIONAL CAREER RECORD

SEASON	TEAM	LEAGUE	GP	G	A	PTS	PP	SH	GW	+/-	PIM
2005-06	Iowa	AHL	15	2	3	5	0	0	0	0	0
2006-07	Iowa	AHL	48	19	18	37	6	2	5	1	24
	Dallas	NHL	11	1	2	3	0	0	0	-3	4
2007-08	Iowa	AHL	55	13	26	39	2	2	1	-4	17
	Dallas	NHL	22	3	2	5	0	0	0	0	6
2008-09	Dallas	NHL	38	3	10	13	0	0	1	-5	10
	Peoria	AHL	30	16	12	28	4	0	2	3	10
2009-10	Wilkes-Barre/Scranton	AHL	59	19	37	56	4	2	2	-9	21
	Pittsburgh	NHL	8	2	1	3	0	0	1	-1	0
2010-11	Wilkes-Barre/Scranton	AHL	11	3	6	9	0	0	0	1	2
	Pittsburgh	NHL	60	7	9	16	0	0	3	5	10
2011-12	Grand Rapids	AHL	57	16	37	53	3	2	1	0	22
	Detroit	NHL	8	1	2	3	0	0	0	2	2
NHL TOTALS			147	17	26	43	0	0	5	-2	30

**2011-12 REAL
TIME STATS**

SHOTS: 10
HITS: 4
BLOCKS: 3

CONNER'S PROFESSIONAL POSTSEASON CAREER RECORD

SEASON	TEAM	LEAGUE	GP	G	A	PTS	PIM
2005-06	Iowa	AHL	7	1	1	2	2
2006-07	Iowa	AHL	12	2	5	7	2
2007-08	Dallas	NHL	1	0	0	0	0
2009-10	Wilkes-Barre/Scranton	AHL	4	2	2	4	2
	Pittsburgh	NHL	1	0	0	0	0
2010-11	Pittsburgh	NHL	7	1	0	1	0
NHL TOTALS			9	1	0	1	0

CONNER'S AMATEUR/INTERNATIONAL CAREER RECORD

SEASON	TEAM	LEAGUE	GP	G	A	PTS	PP	SH	GW	+/-	PIM
2000-01	Chicago	NAHL	56	17	28	45	-	-	-	-	18
2001-02	Compuware	NAHL	19	4	9	13	-	-	-	-	23
	Chicago	NAHL	30	18	15	33	-	-	-	-	30
2002-03	Michigan Tech	WCHA	38	13	24	37	3	3	2	-	8
2003-04	Michigan Tech	WCHA	38	25	14	39	6	8	1	-	12
2004-05	Michigan Tech	WCHA	37	14	10	24	4	0	2	-	6
2005-06	Michigan Tech	WCHA	38	17	12	29	2	4	3	-	18

CAREER HIGHLIGHTS**MOST GOALS/GAME:**

2 – 1/25/10 at NYR^

MOST ASSISTS/GAME:

2 – 12/10/08 vs. PHX*

MOST POINTS/GAME:

2 – 2 times (last 1/25/10 at NYR)^

MOST PIM/GAME:

4 – 2 times (last 1/22/11 vs. CAR^)

MOST SHOTS/GAME:

5 – 5 times (last 4/2/11 at FLA)^

LONGEST GOAL STREAK:

2 games – 2 times (last 12/29/10 – 1/5/11)^

LONGEST ASSIST STREAK:

NONE

LONGEST POINT STREAK:

3 games – 12/8/11 – 12/13/11#

CAREER HAT TRICKS:

NONE

MULTIPLE POINT GAMES:

4 (last 1/5/11 vs. TBL)^

FIRSTS**FIRST COYOTES GAME:**

NONE

FIRST COYOTES GOAL:

NONE

FIRST COYOTES ASSIST:

NONE

FIRST NHL GAME:

12/8/06 vs. EDM*

FIRST NHL GOAL:

12/27/06 at COL*

FIRST NHL ASSIST:

1/4/07 at EDM*

* w/ DAL, ^ w/ PIT, # w/ DET

SHANE DOAN

19



DRAFTED

Winnipeg's first choice (first round, seventh overall) in the 1995 Entry Draft

2011-12 HIGHLIGHTS

In his eighth season as team captain, led PHX to its first Pacific Division title in franchise history and finished third on the team in scoring with 22-28-50 in 79 games...Recorded his ninth-straight 50-point campaign...Won the 2011-12 Mark Messier Leadership Award...Led Coyotes' forwards in TOI/game (19:36) and the team in takeaways (48)...Ranked second on the team in hits (205), shots (226) and game-winning goals (5)...Finished third on the team in power-play points (14), power-play goals (5) and power-play assists (9)...Had 12 multi-point games...Scored 20 or more goals for the 10th time in the past 11 seasons...Scored a goal and had an assist at VAN, Mar. 14...Scored a goal in three straight games Feb. 21-25 (4-0-4)...Recorded the OT GWG vs. CGY, Feb. 9...Posted his 39th career two-goal game and had the GWG vs. COL, Jan. 16...Recorded his first NHL hat trick and had the GWG vs. NYI, Jan. 7...Secured the feat with 0.1 seconds remaining in the game on an empty-net goal...Scored the GWG vs. EDM, Dec. 15...Scored the GWG and had an assist at CHI, Nov. 29...Began the season with a four-game point streak (3-4-7) that included three multi-point games...**2012 Playoffs:** Finished second on the team in playoff scoring with 5-4-9...Led the team in hits (79), shots (47), takeaways (13) and penalty minutes (41)...Ranked first among Coyotes' forwards in TOI/game (20:47) and tied for first on the team in GWGS (2)...Had two goals and an assist in five games of the WCF against LAK...Scored a pair of goals, including the GWG, at LAK in Game 4 of the WCF, May 20...Registered 2-2-4 in all five games of the WCSF against NSH...Scored the GWG in Game 4 at NSH, May 4...Recorded 1-1-2 in Game 2 vs. NSH, Apr. 29...Recorded 1-1-2 in all six games of the WCQF against CHI...Registered 31 hits during the WCQF and averaged 22:38 in TOI/game.

2010-11 HIGHLIGHTS

Led the team in scoring (20-40-60), goals (20), PPGS (11), GWGS (6), and hits (172)...Second on the team in assists (40) and shots (221)...Third on the team in power-play assists (10), power-play points (21) and penalty minutes (67)...Finalist for 2010-11 Mark Messier Leadership Award...Recorded his eighth-straight 50-point campaign...Had 13 multi-point games...Posted 1-1-2 vs. SJS, Apr. 8...Posted 1-1-2 at VAN, Mar. 18...Notched 1-2-3 at ANA, Mar. 13...Recorded a seven-game point streak from Mar. 5-18 (4-6-10)...Played in his 1,100 NHL game Feb. 25 at CBJ...New franchise all-time games played leader (1,099) at TBL, Feb. 23...Scored a goal in three straight games from Feb. 17-22...Had a season-high eight-game point streak (6-7-13) from Dec. 23 to Jan. 6...Named NHL's Second Star of the Week (Jan. 2)...Collected 0-3-3 vs. ANA, Nov. 27...Recorded season-high eight SOG vs. ANA, Nov. 27...Missed seven games with a lower-body injury (Nov. 6-21)...Suspended three games (Oct. 21-25)...**2011 Playoffs:** Tied for the team lead in playoff scoring with 3-2-5 in four games vs. DET in WCQF...Led the team in goals and power-play goals (2)...Led all Coyotes' forwards in TOI/game (21:42)...Scored a goal in Game 4 of the WCQF vs. DET, Apr. 20...Netted two goals and had an assist in Game 2 of the WCQF at DET, Apr. 16.

2009-10 HIGHLIGHTS

In his sixth season as team captain, finished with 18-37-55 in 82 games to rank second on the team in scoring...Played in all 82 games for the second straight season (one of four Coyotes to play all 82 games in 09-10)...Registered his seventh consecutive 50-point campaign...Received the 2009-10 King Clancy Memorial Trophy...Also a finalist for the 2009-10 Mark Messier Leadership Award...Recorded his 400th career NHL assist vs. CHI, Mar. 20...Collected an assist in three straight games (all wins) from Mar. 13-16...Named NHL's First Star for week ending Jan. 31 (3-6-9 in 4 GP)...Compiled a four-game point streak (3-6-9) from Jan. 26-31...Recorded the OT GWG (eighth of his career) and three assists for a season-high four points at DET, Jan. 26...Collected three assists in 4-2 win vs. NSH, Jan. 21...Scored two goals, including his seventh career OT goal (franchise record), in 5-4 win at EDM, Jan. 5...Collected 1-2-3, including the GWG, in win vs. CBJ, Dec. 21...Played his 1,000th career NHL game on Dec. 17 at CBJ, becoming second player in franchise history (Teppo Numminen) to reach the milestone...Became the 42nd player in NHL history to play 1,000 games with one franchise and the 24th player to do it with the team that drafted him...Scored his 265th career goal, the OT GWG at ANA on Nov. 29, to move into third place on the franchise's all-time goals list...Collected three assists vs. BOS, Oct. 17...**2010 Playoffs:** Recorded 1-1-2 while appearing in three playoff games for the Coyotes...Sustained an injury in Game 3 at DET and missed the remainder of the postseason.

2008-09 HIGHLIGHTS

Played in all 82 games for the third time in his career and first time since 2005-06...Recorded 31-42-73 and 72 penalty minutes to lead the team in scoring for the fifth consecutive season while also serving as team captain for fifth straight year...Set a career high with 31 goals...Led the team in goals, assists, points, power-play goals (10), power-play assists (15), power-play points (25), shots (230), hits (188), takeaways (48) and tied for the team lead in game-winning goals (4)...Selected to his second career NHL All-Star Game...Received the Coyotes team awards for MVP, Leading Scorer, Three-Stars, and the Beth Champie Memorial Award from the Coyotes Booster Club...Registered back-to-back 70-point seasons for the first time in his career...Joined Dale Hawerchuk and Keith Tkachuk as the only players in team history to record nine consecutive 20-goal seasons...Finished with 19 multi-point games and five two-goal games...Scored his 31st goal of the season to establish new career high at LAK, Apr. 4...Had a four-game point streak (3-2-5) from Mar. 30-Apr. 4...Named NHL's Third Star of the Week for week ending Mar. 22 (3-4-7 in 4 GP)...Registered a season-high four points on a goal and three assists — including the GWG at 19:33 of the third period — in a 4-3 win vs. SJS, Mar. 17...Played in his 951st career NHL game to move into second place on franchise all-time games played list at NJD, Mar. 12...Had a season-high 25:36 TOI vs. EDM, Feb. 16...Collected his 600th career NHL point with a goal vs. CAR, Feb. 7...Recorded a goal and an assist for the Western Conference at the 2009 NHL All-Star Game in Montreal, Jan. 25...Won the Elimination Shoot Out at the 2009 Honda NHL SuperSkills Competition in Montreal, Jan. 24...Collected six assists in a four-game span from Jan. 8-15...Compiled a four-game point streak (2-4-6) from Dec. 20-26...Recorded the GWG and an assist in 2-1 win at LAK, Dec. 26...Played in his 900th career NHL game vs. CHI, Nov. 18...Registered 2-1-3 in win at CBJ, Nov. 12...Had a four-game point streak (3-5-8) from Oct. 25-Nov. 4...Recorded two goals and an assist while becoming the franchise's all-time leader in GWG in 4-1 win vs. PIT, Oct. 30.

Right Wing

6'1" • 223

Shoots: **Right**

Born: **Oct. 10, 1976,**
Halkirk, Alberta

Age: **36**

Career vs. NHL

TEAM	GP	G	A	PTS	PIM
ANA	88	29	35	64	162
BOS	19	1	4	5	24
BUF	22	6	9	15	6
CGY	57	15	26	41	43
CAR	17	3	6	9	9
CHI	56	13	14	27	43
COL	59	17	24	41	34
CBJ	44	14	22	36	28
DAL	93	30	37	67	94
DET	60	13	22	35	22
EDM	57	14	40	54	59
FLA	18	5	3	8	14
LAK	87	30	37	67	78
MIN	43	11	20	31	39
MTL	18	3	3	6	18
NSH	51	16	17	33	29
NJD	21	1	4	5	8
NYI	18	7	8	15	23
NYR	19	6	10	16	27
OTT	19	6	5	11	36
PHI	21	4	6	10	20
PHX	-	-	-	-	-
PIT	19	8	5	13	20
SJS	89	21	35	56	41
STL	64	20	26	46	90
TBL	21	0	8	8	27
TOR	24	5	11	16	14
VAN	59	13	20	33	40
WSH	20	3	7	10	11
WPG	15	4	6	10	12
TOTALS	1198	318	470	788	1071



Recipient of the 2011-12 Mark Messier Leadership Award.

2007-08 HIGHLIGHTS

Appeared in 80 games for the Coyotes, recording 28-50-78 and 59 penalty minutes...Led the team in goals (28), assists (50), points (78), PPG (9) and ranked tied for first on the team in power-play points (27) and GWGS (5)...Established new career highs in points (78) and assists (50)...Led the team in scoring for the fourth consecutive season...Selected as Team MVP, won Leading Scorer Award and chosen by fans as the team's Hardest Working Player...Led all Coyotes' forwards in TOI/game (20:45) and hits (158)...Ranked tied for second in the NHL in shorthanded points (9) and 20th in overall points (78)...Finished with 16 multi-point games...Collected a SHG and an assist vs. SJS, Mar. 25...Registered a goal and two assists vs. LAK, Mar. 20...Had a goal and two assists at EDM, Mar. 18...Tallied the GWG at DAL, Mar. 5 to tie Keith Tkachuk's franchise record of 40 career GWGS...Scored his 20th goal of the season on vs. CGY, Mar. 1, giving him eight consecutive 20-goal campaigns...Scored a goal and added two assists vs. DAL, Feb. 14...Assisted on OT GWG at COL, Feb. 4...Recorded 7-12-19 in 13 games during January, the third-highest point total in the NHL for the month...Recorded a point in 13 straight games (7-13-20) from Dec. 31 to Jan. 29; officially listed as a career high 11-game point streak (6-9-15) as he missed the team's Jan. 3 game due to injury...Notched the GWG and an assist vs. BUF, Jan. 21...Recorded a season-high 28:47 TOI vs. CBJ, Jan. 17...Tallied two goals and an assist vs. SJS, Jan. 15...Recorded his 300th career assist vs. VAN, Jan. 11...Collected a goal, the game winner and three assists at COL, Jan. 2...Registered his 500th career NHL point with an assist vs. MIN, Dec. 27...Netted the shootout-deciding goal at ANA, Nov. 23...Scored the lone goal in a 1-0 win at LAK, Nov. 17...Scored his fifth career OT goal and had an assist at ANA, Nov. 7...Scored his 200th career NHL goal and added two assists vs. DAL, Oct. 27.

2006-07 HIGHLIGHTS

Led the Coyotes in scoring for third consecutive season with 27-28-55...Led the team in goals (27), assists (28), points (55), PPGS (11), power-play assists (12), power-play points (23), GWGs (7), OT goals (1), shots (209), shooting percentage (12.9%), hits (156) and takeaways (44)...Ranked first among Coyotes' forwards in average TOI/game (20:26)...Ranked tied for 13th in NHL in GWGS (7)...Ranked fifth on the team in penalty minutes (73)...Selected by Coyotes traveling media as team MVP...Also won the team's Applebee's 3-Star Award and Coyotes Leading Scorer Award...Recorded 21-22-43 over last 47 games of the season...Reached 20-goal mark for seventh straight season and 50-point mark for sixth time in last seven seasons...Finished with 11 multi-point games, three multi-goal games and four multi-assist games...Tied his career -high by scoring his seventh GWG of the season on vs. LAK, Apr. 5...Recorded his 26th assist of the season vs. SJS, Mar. 30 to pass Paul MacLean for fifth place on the franchise's all-time list...Played in his 800th career NHL game, Apr. 3...Put together a four-game point streak (2-2-4), Mar. 17-22...Recorded a career high seven-game point streak (5-5-10) from Feb. 22 to Mar. 8...Had three multi-point games during that stretch...Also scored goals in a career-best four straight games from Mar. 1-8... Scored his 18th goal of the season to give him 190 goals for his career, passing Doug Smail for fifth place on the franchise's all-time list, at CBJ, Feb. 6...Scored two goals, including the GWG, at DAL, Jan. 9 to give him 33 GWGs for his career, moving him past Jeremy Roenick and into second place on the franchise's all-time list...Notched two goals in a 5-4 OT win at ATL, Jan. 5...Registered eight points (3-5-8) in a three-game span from Dec. 28 to Jan. 1...Had five points (1-4-5) vs. SJS to tie his career high in assists and points in a single game, Dec. 30...Missed six games due to an injury, Nov. 9-19...Missed three games due to injury, Oct. 26-Nov. 3...Recorded his 200th career NHL assist at EDM, Oct. 23...Picked up three points on a goal and two assists vs. NYI on Opening Night, Oct. 5.

2005-06 HIGHLIGHTS

In his 10th NHL season, ranked tied for first on the Coyotes in goals (30), third in assists (36), first in points (66), first in GWGS (7), first in PPGS (17), first in PPA (24) and PP points (41), first in shots (254), first in penalty minutes (123) and first in hits (164)...Led Coyotes' forwards in TOI/game (19:07)...Established career highs for goals (30), PPGS (17), PPAS (24), power-play points (41), GWGS (7) and penalty minutes (123)...Tied career highs for games played (82) and shots (254)...Played in all 82 games in season for second time in career – one of three Coyotes to play in all 82 games...Finished season with 18 multi-point games, four multi-goal games and six multi-assist games...Recorded 13-12-25 in final 23 games after Olympic Break...Scored 30th goal of season in finale in 3-0 win at STL, Apr. 16...Registered goal and assist in 5-3 win vs. NSH, Mar. 28 (His goal moved him ahead of Morris Lukowich into sixth place on Coyotes' franchise goal-scoring list at 169)...Registered GWGs in back-to-back games at CHI and at CBJ on Mar. 19 and 21...Played in 714th career game with Coyotes/Jets to pass Dale Hawerchuk and move into third place on franchise's games played list and scored goal in 6-2 win at LAK, Mar. 14...Compiled career high six-game point streak (5-6-11), Feb. 12-Mar.11...Posted 2-2-4 in 6-2 win vs. DAL, Mar. 2...Registered Coyotes' season-high and tied career high with 10 shots vs. DAL, Feb. 9...Played in 700th NHL game vs. SJS, Jan. 28...Collected three assists in 6-5 win vs. LAK, Dec. 29...Scored two goals, including 150th NHL goal, at COL, Dec. 26...Scored 147th career goal with Coyotes/Jets to tie Teemu Selanne for eighth on franchise goal scoring list at CHI, Nov. 6...Scored PPG and assisted on GWG in 4-3 OT win at EDM, Oct. 18.

2011-12 REAL TIME STATS

SHOTS: 226
HITS: 205
TAKEAWAYS: 48

CAREER HIGHLIGHTS

MOST GOALS/GAME:

3 – 1/7/12 vs. NYI

MOST ASSISTS/GAME:

4 – 2 times (last 12/30/06 vs. SJS)

MOST POINTS/GAME:

5 – 2 times (last 12/30/06 vs. SJS)

MOST PIM/GAME:

27 – 11/22/05 vs. ANA

MOST SHOTS/GAME:

10 – 3 times (last 3/6/12 at CBJ)

LONGEST GOAL STREAK:

4 games – 3/1/07-3/8/07

LONGEST ASSIST STREAK:

5 games – 2/14/08-2/22/08

LONGEST POINT STREAK:

11 games – 1/5/08-1/29/08

CAREER HAT TRICKS:

1 – 1/7/12 vs. NYI

MULTIPLE POINT GAMES:

173 (last 3/20/12 at DAL)

FIRSTS

FIRST COYOTES GAME:

10/7/95 vs. DAL

FIRST COYOTES GOAL:

11/14/95 vs. CHI

FIRST COYOTES ASSIST:

10/7/95 vs. DAL

FIRST NHL GAME:

10/7/95 vs. DAL

FIRST NHL GOAL:

11/14/95 vs. CHI

FIRST NHL ASSIST:

10/7/95 vs. DAL



COYOTES/JETS ALL-TIME RANKINGS

GAMES PLAYED

1. Shane Doan	1,198
2. Teppo Numminen	1,098
3. Thomas Steen	950
4. Dale Hawerchuk	713
5. Doug Smail	691
6. Keith Tkachuk	640

GOALS

1. Dale Hawerchuk	379
2. Keith Tkachuk	323
3. Shane Doan	318
4. Thomas Steen	264
5. Paul MacLean	248
6. Doug Smail	189

ASSISTS

1. Thomas Steen	553
2. Dale Hawerchuk	550
3. Shane Doan	470
4. Teppo Numminen	426
5. Keith Tkachuk	300
6. Paul MacLean	270

POINTS

1. Dale Hawerchuk	929
2. Thomas Steen	817
3. Shane Doan	788
4. Keith Tkachuk	623
5. Teppo Numminen	534
6. Paul MacLean	518

PENALTY MINUTES

1. Keith Tkachuk	1508
2. Laurie Boschman	1338
3. Shane Doan	1071
4. Jim Kyte	772
5. Kris King	762
6. Tim Watters	760

POWER-PLAY GOALS

1. Dale Hawerchuk	122
2. Keith Tkachuk	114
3. Shane Doan	98
4. Paul MacLean	97
5. Thomas Steen	73
6. Teemu Selanne	49

GAME-WINNING GOALS

1. Shane Doan	59
2. Keith Tkachuk	40
3. Jeremy Roenick	33
4. Doug Smail	31
5. Dale Hawerchuk	29
Thomas Steen	29

2003-04 HIGHLIGHTS

Had a breakout year, setting career highs in goals (27), assists (41), points (68), PPGS (9), SHGS (2), shots (254) and TOI/game (21:45)...Selected to play in his first NHL All-Star Game...Ranked tied for 22nd in NHL in points and tied for 24th in assists...Finished fourth in NHL in TOI/game among forwards; first among right wings...Ranked 14th in NHL in shots...Finished tied for 21st in NHL in power-play assists (18) and power-play points (9-18-27)...Led team in goals, assists, points, power-play points and shots; tied for first in shorthanded points (2-1-3); second in SHGS, PPGS and power-play assists...Led all forwards in TOI/game; third on team overall...Had 18 multi-point games and five three-point games...Reached 20-goal plateau for fifth straight season...Entered season with two career SHGS, then scored SHGS in back-to-back games (Dec. 18 at LAK, Dec. 20 at STL)...Won three Coyotes' end of season awards: Team MVP, 3-Stars Award and Co-Man of the Year...Won Coyotes Player of the Month four times (Oct., Dec., Feb., Mar.)...One of two Western Conference All-Stars to score a goal in NHL All-Star Game, Feb. 8...Recorded 200th NHL assist (0-3-3) vs. FLA, Feb. 4...Tied career high with three-game goal streak (3-2-5), Dec. 18-22...Played his 600th NHL game at LAK, Dec. 18...Had a five-game point streak (2-6-8) from Nov. 24 to Dec. 4...Collected his 300th NHL point (2-1-3) vs. STL, Nov. 19...Had three four-game point streaks.

2002-03 HIGHLIGHTS

Ranked second on Coyotes in assists (37) and points (58); third in goals (21)...Set career high in games (82); one of only three Coyotes to play in every game...Led team in shots...Ranked first on team in power-play points (7-13-20) and second in PPAS...100th NHL goal vs. MIN, Nov. 7...500th NHL Game vs. NSH, Nov. 3.

2001-02 HIGHLIGHTS

Ranked sixth in NHL in hits (second among forwards)...For third consecutive season, recorded at least 200 hits and 200 shots; only NHL player to achieve feat in '01-02...Led team in shots and hits...Ranked third on team in points...Tied for second on the team in games (81)...Tied franchise single-game high with 10 hits at LAK, Feb. 13...200th NHL point (2-2-4) vs. NYR, Dec. 31...Missed one game due to injury...**2002 Playoffs:** In five games, led Coyotes in points (2-2-4) and hits (29); tied for first in goals...Had 23 hits in last three games of SJS series.

2000-01 HIGHLIGHTS

Ranked second on team in goals (26), assists (37), points (63) and GWGS (6)...Led team in hits (206) and shots (220)...One of only four NHL players with at least 200 hits and 200 shots...Tied for 10th in NHL in hits among forwards...Second on team in PP points (6-17-23) and PP assists...400th NHL game vs. NYI, Mar. 25...Set career highs for assists and points in a game with 1-4-5 (100th NHL assist) vs. EDM, Mar. 24...Career high five-game point streak (2-3-5) from Jan. 12-19...Missed six games with an injury...Won Coyotes hardest shot contest (96.8 mph) at Superskills Challenge, Dec. 7.

1999-2000 HIGHLIGHTS

Established new career highs with 26-25-51 in 81 games...Led team in shots (221) and hits (225)...One of only three players in NHL with at least 200 hits and 200 shots...Ranked 15th in NHL in hits (second among forwards)...Ranked second on team in points and goals...100th NHL point (assist) vs. DAL, Mar. 3...Tied single-game franchise record with 10 hits vs. COL, Mar. 23...300th NHL game vs. DET, Jan. 31...**2000 Playoffs:** Ranked second on team in points with 1-2-3 in series vs. COL...Led team in playoff hits (20)...Missed Game 5 with an injury...Had team-high 11 hits at COL, Apr. 15...Had two assists and three points at COL, Apr. 13.

1998-99 HIGHLIGHTS

Posted 6-16-22 in 79 games...Missed two games due to injury...200th NHL game vs. LAK, Dec. 28...**1999 Playoffs:** Tied for second on team in goals (2) and points (4)...Led team in playoff GWGS (2)...Tallied 1-1-2 (GWG) for second straight game vs. STL, Apr. 25...Scored GWG at 8:58 of OT (1-1-2) vs. STL, Apr. 24.

1997-98 HIGHLIGHTS

Recorded 5-6-11 in 33 games with the Coyotes...Split season between Phoenix and Springfield (AHL)...Tied for fourth on Coyotes in GWGS...**1998 Playoffs:** Scored first NHL playoff goal in Game 4 vs. DET, Apr. 28.

1996-97 HIGHLIGHTS

Recorded 4-8-12 in 63 games with PHX...Missed 12 games with injuries.

1995-96 HIGHLIGHTS

Named Jets' Rookie-of-the-Year.

1994-95 HIGHLIGHTS

In final season with Kamloops (WHL), had an 18-game point streak (third longest in WHL in '94-95)...Finished third on team in points and 16th in WHL...Helped Kamloops win 1995 Memorial Cup for second consecutive season...Won Stafford Smythe Memorial Trophy as MVP in '94-95 Memorial Cup...Selected to Memorial Cup All-Star Team.

1993-94 HIGHLIGHTS

Part of Kamloops' 1994 Memorial Cup winning team, but did not play in any playoff games.



INTERNATIONAL CAREER

2009: For the third straight year, served as team captain for Canada at the IIHF World Championship in Switzerland...Helped lead Canada to the silver medal for second consecutive year...Recorded 1-6-7 and 14 penalty minutes in nine games...**2008:** Served as team captain for Canada at the IIHF World Championship in Halifax and Quebec City for the second consecutive year...Recorded 2-4-6 in nine games to help lead Canada to the silver medal...**2007:** Led Team Canada to a gold medal at the IIHF World Championship in Moscow while serving as team captain and posted 5-5-10 in nine games...Notched a hat trick in 6-3 win over Belarus...Ranked tied for third on Team Canada in points and tied for 11th in tournament scoring...**2006:** Tallied 2-1-3 and plus-3 in six games for Team Canada at Winter Olympics in Torino, Italy – his first Olympics...**2005:** Won silver medal as alternate captain with Team Canada at IIHF World Championship in Austria, registering 1-3-4 in nine games...**2004:** Scored the game-winning goal in 3-2 victory over Finland at the Final of the World Cup of Hockey in Toronto to capture tournament for Team Canada...Named to Canada's IIHF World Championship team, but did not play due to injury...**2003:** Helped lead Canada to gold medal at IIHF World Championship in Finland, collecting 4-2-6 in nine games...Ranked tied for fifth in team scoring...Ranked tied for 15th in tournament goal scoring and tied for fifth in PPGS (3)...Scored GTG in third period of final game against Sweden to force OT...**1999:** Represented Team Canada at IIHF World Championship in Norway (4 GP)...**1995:** Invited to attend Team Canada's evaluation camp for IIHF World Junior Championship.

PERSONAL

Nicknamed "Doaner"...While growing up, tried to emulate the style of Cam Neely...His favorite hockey players while growing up were Paul Coffey and Wayne Gretzky...Inspired to play hockey by his father Bernie, who was drafted by St. Louis (80th overall) in the 1971 NHL Entry Draft...His sister Leighann played basketball professionally in Europe following her time with the Canadian National Women's Basketball Team...Leighann was named Canada's 2001 Female Athlete of the Year (led nation in scoring and rebounds) and carried the torch for Canada at World University Games in Beijing...His cousin Catriona LeMay Doan won a gold medal in women's speed skating at 2002 Olympics and was inducted into Canada's Sports Hall of Fame in 2005, and was also one of four people to light the torch at the 2010 Winter Olympics in Vancouver...Is a big fan of U2, Creed and Garth Brooks...Played junior hockey with Jarome Iginla...Enjoys golf and riding horses...Owns 25 mares and three studs and has close to 100 horses...His first job was working on his family's ranch and taking trail rides...Favorite TV shows are "Leverage" and "Mantracker"...Doan and his brother Brook survived a manhunt on the Reality TV show "Mantracker" in Season 6 on an episode that first aired on April 17, 2011...Is one of most active Coyotes in the community...Works with many organizations including United Blood Services (sponsors "Doaner Night" at Coyotes home games), Phoenix Children's Hospital and Phoenix Rescue Mission...Runner-up for 2004 NHL Foundation Player Award given for outstanding community service (Iginla winner)...Earned the Coyotes Co-Man of the Year Award in 2004...Won the 2010 King Clancy Trophy and was a finalist for the 2010 and 2011 Mark Messier Leadership Award...Won the Mark Messier Leadership Award in 2012...Spends his off-seasons in Kamloops, British Columbia with his wife Andrea, sons Joshua and Carson and daughters Gracie and Karys.

DOAN'S PROFESSIONAL CAREER RECORD

SEASON	TEAM	LEAGUE	GP	G	A	PTS	PP	SH	GW	+/-	PIM
1995-96	Winnipeg	NHL	74	7	10	17	1	0	3	-9	101
1996-97	Phoenix	NHL	63	4	8	12	0	0	0	-3	49
1997-98	Phoenix	NHL	33	5	6	11	0	0	3	-3	35
	Springfield	AHL	39	21	21	42	6	0	6	20	64
1998-99	Phoenix	NHL	79	6	16	22	0	0	0	-5	54
1999-00	Phoenix	NHL	81	26	25	51	1	1	4	6	66
2000-01	Phoenix	NHL	76	26	37	63	6	1	6	0	89
2001-02	Phoenix	NHL	81	20	29	49	6	0	2	11	61
2002-03	Phoenix	NHL	82	21	37	58	7	0	2	3	86
2003-04	Phoenix	NHL	79	27	41	68	9	2	1	-11	47
2004-05	Did Not Play										
2005-06	Phoenix	NHL	82	30	36	66	17	0	7	-9	123
2006-07	Phoenix	NHL	73	27	28	55	11	0	7	-14	73
2007-08	Phoenix	NHL	80	28	50	78	9	2	5	4	59
2008-09	Phoenix	NHL	82	31	42	73	10	0	4	5	72
2009-10	Phoenix	NHL	82	18	37	55	5	0	4	3	41
2010-11	Phoenix	NHL	72	20	40	60	11	0	6	5	67
2011-12	Phoenix	NHL	79	22	28	50	5	0	5	-8	48
FRANCHISE and NHL TOTALS			1198	318	470	788	98	6	59	-25	1071

DOAN'S PROFESSIONAL POSTSEASON CAREER RECORD

SEASON	TEAM	LEAGUE	GP	G	A	PTS	PIM
1995-96	Winnipeg	NHL	6	0	0	0	6
1996-97	Phoenix	NHL	4	0	0	0	2
1997-98	Phoenix	NHL	6	1	0	1	6
1998-99	Phoenix	NHL	7	2	2	4	6
1999-00	Phoenix	NHL	4	1	2	3	8
2001-02	Phoenix	NHL	5	2	2	4	6
2009-10	Phoenix	NHL	3	1	1	2	4
2010-11	Phoenix	NHL	4	3	2	5	6
2011-12	Phoenix	NHL	16	5	4	9	41
FRANCHISE and NHL TOTALS			55	15	13	28	85


DOAN'S AMATEUR/INTERNATIONAL CAREER RECORD

SEASON	TEAM	LEAGUE	GP	G	A	PTS	PP	SH	GW	+/-	PIM
1992-93	Kamloops	WHL	51	7	12	19	-	-	-	-	65
1993-94	Kamloops	WHL	52	24	24	48	-	-	-	-	88
1994-95	Kamloops	WHL	71	37	57	94	-	-	-	-	106



OLIVER EKMAN-LARSSON

23



DRAFTED

Phoenix's first choice (first round, sixth overall) in the 2009 Entry Draft

2011-12 HIGHLIGHTS

Posted career highs in goals (13), assists (19), points (32) and games (82)...One of six Coyotes to play in all 82 games...First on the team in shifts/game (26.2) and second in TOI/G (22:06)...Ranked second on the team in blocked shots (92) and third in hits (140)...Scored his 13th goal (GWG) vs. ANA, Mar. 31...Skated in a career high 31:01 of ice time at DAL, Mar. 20...Three-game goal streak (3-2-5) from Mar. 12-15...Scored a PPG and had an assist in a 5-4 win at VAN, Mar. 14...Posted 1-1-2 and a plus-3 at NSH, Mar 12...Scored a goal at EDM, Feb. 25...Blocked a career high six shots vs. SJS, Feb. 4...Recorded 0-2-2 at CBJ, Jan. 13...Recorded 1-1-2 vs. NYI, Jan. 7...Recorded 1-1-2 vs. EDM, Dec. 15...Scored the GDG at CHI, Dec. 5...Notched 1-1-2 vs. ANA, Nov. 23...Scored a goal at TOR, Nov. 15...Recorded the first two-goal game of his career vs. WPG, Oct. 15...Scored his second career NHL goal at SJS, Oct. 8...**2012 Playoffs:** Recorded 1-3-4 in 16 postseason games...Led the team in TOI/G (25:46) and was second in shifts/game (32.2)...Played in all five games of the WCF against LAK...Appeared in all five games of the WCSF against NSH...Had an assist in Game 1 vs. NSH, Apr. 27...Recorded 1-2-3 in all six games of the WCQF against CHI...Scored his first career postseason goal (GWG), while collecting his first multi-point game (1-1-2) in Game 6 at CHI, Apr. 23...Made his Stanley Cup Playoff debut in Game 1 of the WCQF vs. CHI, Apr. 12; skating in a postseason career high 31:14 of ice time.

2010-11 HIGHLIGHTS

In his first professional season, appeared in 48 games with Phoenix, recording 1-10-11...Also played in 15 games with San Antonio (AHL), collecting 3-7-10...Collected an assist at SJS, Feb. 1...Recorded career high five hits vs. LAK, Jan. 22...Netted first career NHL goal vs. SJS, Jan. 17...Posted a three-game point streak (1-2-3) from Jan. 13-17...Collected an assist vs. BUF, Jan. 8...Recorded an assist vs. MIN, Dec. 9; after being recalled from San Antonio (AHL) earlier in the day...Recorded his first NHL point (assist) against CAR on Oct. 23, 2010...Skated 23:47 in season-opening win against the Bruins...Made his NHL debut vs. BOS, Oct. 9.

2009-10 HIGHLIGHTS

Played in 42 games for Leksand in Sweden's second-highest professional league, recording 9-18-27 and 98 PIM...Ranked second on the team and tied for seventh in the league in points by a defenseman...Led all players under the age of 19 in league scoring...Collected 2-4-6 in 10 playoff games.

2008-09 HIGHLIGHTS

Played in 39 games for Leksand (Sweden-2), collecting 3-14-17 and 32 PIM...Led the league in plus/minus with a plus-44 rating...Led all players under the age of 18 in scoring for the season (no other 17-year-old scored more than six points on the season)...Tallied 2-2-4 in eight playoff games.

2007-08 HIGHLIGHTS

Played in 27 games for Tingsryd of the Swedish junior league (Sweden-3), recording 3-5-8 and 10 PIM...Helped Smaland win Sweden's national tournament, TV-Pucken...Recorded 4-3-7 in eight games and was named the tournament's best defenseman.

INTERNATIONAL CAREER

2011: Won a silver medal at the IIHF World Championship in Slovakia...Recorded 1-3-4 and a plus-5 rating in seven games...Averaged 17:19 of ice time per game and took 24 shots...**2010:** Won a bronze medal at both the IIHF World Junior Championship in Saskatoon and Saskatchewan and IIHF World Championship in Germany...Registered 2-3-5 with 12 PIM and a plus-5 rating in six games at the WJC...Tied for the team lead in points by defensemen...Ranked tied for sixth in scoring among all defensemen in the tournament...Selected as one of Sweden's top three players for the tournament by opposing coaches...Collected 1-2-3 and a plus-3 rating in nine games in the IIHF World Championship...Recorded 20:02 TOI in the bronze medal game vs. Germany...**2009:** Represented Team Sweden at the IIHF U-18 World Championship in Minnesota, collecting 2-6-8 in six games and helping Sweden to a fifth place finish.

PERSONAL

Favorite player growing up was Nicklas Lidstrom...Spends the summer in Sweden with family and friends...Enjoys playing tennis in his spare time...Favorite movie is American Pie...Nicknames are "Ollie" and "Big O"...Most memorable hockey moment was representing Sweden in the 2010 IIHF World Championship...If he weren't a hockey player, he would like to coach hockey.

Defense

6'2" • 190

Shoots: **Left**

Born: **July 17, 1991**

Karlskrona, Sweden

Age: **21**

Career vs. NHL

TEAM	GP	G	A	PTS	PIM
ANA	10	2	2	4	8
BOS	3	0	0	0	0
BUF	2	0	1	1	0
CGY	5	1	2	3	4
CAR	2	0	2	2	0
CHI	5	0	0	0	0
COL	6	0	1	1	2
CBJ	6	0	2	2	6
DAL	8	1	1	2	0
DET	7	0	0	0	6
EDM	6	2	2	4	0
FLA	1	0	1	1	0
LAK	10	0	1	1	4
MIN	6	0	1	1	4
MTL	2	0	1	1	2
NSH	7	1	2	3	6
NJD	2	0	0	0	0
NYI	2	1	2	3	0
NYR	2	0	0	0	2
OTT	2	0	1	1	2
PHI	3	0	0	0	0
PHX	-	-	-	-	-
PIT	3	0	1	1	2
SJS	9	2	2	4	0
STL	6	0	1	1	4
TBL	3	0	1	1	0
TOR	2	1	1	2	2
VAN	6	1	1	2	2
WSH	1	0	0	0	0
WPG	3	2	0	2	0
TOTALS	130	14	29	43	56

**PACK
FACT**

Posted career highs in goals (13), assists (19), points (32) and games played (82) in 2011-12.

EKMAN-LARSSON'S PROFESSIONAL CAREER RECORD

SEASON	TEAM	LEAGUE	GP	G	A	PTS	PP	SH	GW	+/-	PIM
2010-11	Phoenix	NHL	48	1	10	11	0	0	0	3	24
	San Antonio	AHL	15	3	7	10	1	0	0	-3	16
2011-12	Phoenix	NHL	82	13	19	32	2	1	2	0	32
FRANCHISE AND NHL TOTALS			130	14	29	43	2	1	2	3	56

EKMAN-LARSSON'S PROFESSIONAL POSTSEASON CAREER RECORD

SEASON	TEAM	LEAGUE	GP	G	A	PTS	PIM
2011-12	Phoenix	NHL	16	1	3	4	8
FRANCHISE AND NHL TOTALS			16	1	3	4	8

**2011-12 REAL
TIME STATS**

SHOTS: 147
HITS: 140
BLOCKS: 92

EKMAN-LARSSON'S AMATEUR/INTERNATIONAL CAREER RECORD

SEASON	TEAM	LEAGUE	GP	G	A	PTS	PP	SH	GW	+/-	PIM
2007-08	Tingsryd	Sweden-3	27	3	5	8	-	-	-	-	10
2008-09	Leksand	Sweden-2	39	3	14	17	-	-	-	-	32
2009-10	Leksand	Sweden-2	42	9	18	27	-	-	-	-	98

CAREER HIGHLIGHTS**MOST GOALS/GAME:**

2 – 10/15/11 vs. WPG

MOST ASSISTS/GAME:

2 – 1/13/12 at CBJ

MOST POINTS/GAME:

2 – 7 times (last 3/14/12 at VAN)

MOST PIM/GAME:

4 – 3 times (last 3/3/12 vs. CBJ)

MOST SHOTS/GAME:

5 – 2 times (last 3/14/12 at VAN)

LONGEST GOAL STREAK:

3 games – 3/12/12 – 3/15/12

LONGEST ASSIST STREAK:

2 games – 5 times (last 3/12/12 – 3/14/12)

LONGEST POINT STREAK:

3 games – 2 times (last 3/12/12 – 3/15/12)

CAREER HAT TRICKS:

NONE

MULTIPLE POINT GAMES:

7 – last 3/14/12 at VAN

FIRSTS**FIRST COYOTES GAME:**

10/9/10 vs. BOS

FIRST COYOTES GOAL:

1/17/11 vs. SJS

FIRST COYOTES ASSIST:

11/23/10 vs. CAR

FIRST NHL GAME:

10/9/10 vs. BOS

FIRST NHL GOAL:


1/17/11 vs. SJS

FIRST NHL ASSIST:

11/23/10 vs. CAR

BOYD GORDON

15



ACQUIRED

Signed as a free agent, July 1, 2011

DRAFTED

Washington's first choice (first round, 17th overall) in the 2002 Entry Draft

2011-12 HIGHLIGHTS

Played a career high 75 games and posted 8-15-23 with a plus-9 rating...His eight goals were a career high...Led the team in face-off percentage and ranked eighth in the NHL (56.8%)...Led all PHX forwards with 86 blocked shots...Led the team in shorthanded TOI (216:21)...Collected an assist at MIN, Apr. 7...Won 13 of 18 (72%) faceoffs at STL, Apr. 6...Scored the GWG vs. CBJ, Apr. 3...Won 10 of 12 (83%) faceoffs at SJS, Mar. 24...Scored a SHG vs. DET, Feb. 6...Collected 0-2-2 vs. SJS, Feb. 4...Netted his first career two-goal game and had a career high eight shots vs. COL, Jan. 16...Won 18 of 20 (90%) faceoffs at DET, Jan. 12...Played in his 400th career NHL game at DET, Jan. 12...Collected an assist and won 13 of 18 (72%) faceoffs vs. NYR, Dec. 17...Collected an assist at WSH, Nov. 21...Had a three-game point streak (2-2-4) from Nov. 5-12...Recorded 1-1-2 and the GWG vs. EDM, Nov. 5...Scored his first goal with PHX at ANA, Oct. 23...Recorded assists in back-to-back games at NSH, Oct. 13 and vs. WPG Oct. 15...Won 15 of 20 (75%) faceoffs at NSH, Oct. 13...**2012 Playoffs:** Recorded two assists in 16 postseason games...Led the team in postseason face-off percentage and ranked ninth in NHL (59.3%)...Led the team in postseason shorthanded TOI (65:03)...Won 18 of 21 draws vs. LAK in Game 5 of WCF, May 22...Won 54 of 88 (61%) faceoffs in the WCSF against NSH...Collected two assists in six games of the WCQF against CHI...Collected an assist and won 15 of 22 (68%) faceoffs in Game 4 at CHI, Apr. 19.

2010-11 HIGHLIGHTS

Recorded 3-6-9 in 60 games with WSH...Led the team in face-off percentage (58%)...Scored a shorthanded goal vs. CHI, Mar. 13...Registered a goal at FLA, Mar. 6...Netted a goal at STL, Dec. 1...**2011 Playoffs:** Played in all nine playoff games for the Capitals...Won 69% of his postseason faceoffs.

2009-10 HIGHLIGHTS

Limited to only 36 games because of injury...Recorded 4-6-10...Team went undefeated (4-0-0) when he scored a goal and 8-1-1 when he registered a point...Led the team in face-off percentage (61%), which would have led the league had he taken enough draws to qualify...Third on the team averaging 2:39 of shorthanded TOI/game...Posted five points (2-3-5) in the third period, including one goal and two assists in the last 10 minutes of the game...Took a season-high five shots and scored a goal at BUF, March 10...Registered points (2-1-3) in three straight games from Feb. 2-5...Had a goal vs. OTT, Jan. 7 and an assist at ATL, Jan. 9...**2010 Playoffs:** Collected two points, both shorthanded, in the ECQF vs. MTL...Won 68-percent of his draws...Scored a goal in a 5-1 win in Game 3 at MTL, Apr. 19.

2008-09 HIGHLIGHTS

Recorded 5-9-14 in 63 games...Finished third on the team in face-off percentage (56%)...Averaged 3:39 of shorthanded ice time per game, third on the team...Netted four of his five goals in the third period...Finished tied for fourth on the team with five game-winning assists...Caps went 12-0-1 when he recorded a point and 5-0-0 when he scored a goal...Missed the last 10 games of the season due to injury...Had a goal and an assist vs. OTT, Jan. 1...Scored a shorthanded goal at BUF, Dec. 30...**2009 Playoffs:** Played in all 14 Stanley Cup playoff games and had three assists...Collected an assist and was a plus-1 in Game 4 vs. PIT in ECSF...Had an assist and was a plus-1 in Game 5 and Game 6 in the ECQF series vs. NYR.

2007-08 HIGHLIGHTS

Matched career high with seven goals in 67 games...Finished ninth in the NHL in face-off percentage (56%)...Averaged 4:00 of penalty killing ice time per game, third among NHL forwards...Tied for seventh on the team with a plus-5 rating...Had 12 points (5-7-12) and a plus-6 rating in 45 games after returning from an injury on Dec. 27 at PIT...Played in his 200th NHL game at TBL, Mar. 27...Posted points in three straight games (1-2-3) from Jan. 5-13...Recorded a goal, an assist and a plus-2 rating vs. OTT, Jan. 1...**2008 Playoffs:** Played in all seven ECQF games against PHI.

2006-07 HIGHLIGHTS

Established career highs in games (71), goals (7), assists (22) and points (29) in his first full NHL season...His plus-10 rating led the team and was the best by a Capital since 2002-03...Ranked fifth on the team in points, fifth in assists and tied for seventh in goals...Recorded two goals and four assists while shorthanded, ranking fourth in the NHL in shorthanded points and tied for second in shorthanded assists...Finished fourth on the team in home scoring with 19 points (5g-14a)...Team was 6-1-0 when he scored a goal and 15-5-4 when he recorded a point...20 of his 29 points (5-15-20) came after Jan. 1...Led Caps forwards (second on the team) with 3:58 of shorthanded ice time per game...Led the team in face-off percentage (52%), face offs (1,214) and face-off wins (632)...Had goals in back-to-back games for the first time in his career vs. TOR, Mar. 16 and vs. TBL, Mar. 18...Scored four of his seven goals in the last 11 games of the season (4-3-7)...Notched his first career two-assist game at NJD, Feb. 24...Posted an assist and was a plus-2 in a season-high 22:44 of ice time vs. NYI, Feb. 4...Played in his 100th NHL game on vs. PHI, Jan. 9...Was a plus-7, without a minus game, in a 16-game stretch from Nov. 28-Dec. 30...Posted his second career multi-point game (1-1-2) and was a plus-2 vs. NYR, Nov. 11.

2005-06 HIGHLIGHTS

Played 104 total regular season and playoff games for Washington and Hershey (AHL), tied with Brooks Laich for the most in the organization...Had five stints with Washington, totaling 25 games...Averaged 5:06 of penalty killing time per game with the Capitals, second-best in the NHL...Had 16-22-38 in 58 regular season games for Hershey...Ranked third among the Bears with a plus-9 rating...Played all 21 playoff games for the Bears in their run to the Calder Cup...Scored the only goal in Game 1 of Hershey's first round playoff series against Norfolk.

Center

6'0" • 200

Shoots: **Right**

Born: **Oct. 19, 1983**

Unity, Saskatchewan

Age: **29**

Career vs. NHL

TEAM	GP	G	A	PTS	PIM
ANA	12	1	2	3	0
BOS	20	1	4	5	2
BUF	17	3	0	3	2
CGY	8	0	1	1	4
CAR	30	1	2	3	10
CHI	8	2	0	2	2
COL	6	2	3	5	2
CBJ	9	1	1	2	4
DAL	12	0	1	1	0
DET	9	1	2	3	2
EDM	7	1	3	4	2
FLA	30	1	1	2	4
LAK	10	1	3	4	0
MIN	6	0	1	1	0
MTL	18	1	2	3	0
NSH	8	0	2	2	2
NJD	18	0	4	4	6
NYI	17	1	3	4	0
NYR	19	3	3	6	8
OTT	22	2	4	6	8
PHI	23	0	4	4	10
PHX	6	0	0	0	0
PIT	19	2	3	5	2
SJS	11	1	3	4	0
STL	10	1	1	2	0
TBL	28	4	8	12	6
TOR	20	2	2	4	6
VAN	7	0	2	2	0
WSH	1	0	1	1	0
WPG	27	3	7	10	10
TOTALS	438	35	73	108	92



PACK FACT

Led the Coyotes and ranked eighth in the NHL in face-off percentage (56.8%) during the 2011-12 season.

2004-05 HIGHLIGHTS

The only player to appear in all 80 games for Portland (AHL)...Tied for third on the team in scoring with 39 points...Ranked third on the team in assists (22) and tied for third in goals (17)...Tied for second on the team with seven power-play goals...Scored the game-tying and game-winning goals against Bridgeport, Dec. 18.

2003-04 HIGHLIGHTS

Appeared in 41 games for the Capitals, tallying one goal and five assists, and 43 games for Portland, scoring five goals and 17 assists...Started the season with Washington, making his NHL debut vs. NYI on Oct. 9, recording an assist...Scored his first NHL goal and added an assist vs. ATL, Oct. 11...Sent to Portland on Jan. 10...Recalled by the Capitals for one game on Mar. 16 and reassigned to Portland...In seven playoff games for Portland, registered two goals and an assist.

2002-03 HIGHLIGHTS

Tallied 33 goals and 48 assists in 56 games with Red Deer (WHL)...Ranked second on the team in goals, assists and points (81)...Helped Red Deer to the WHL finals, recording eight goals and 12 assists in 23 playoff games...Led the team in playoff goals and tied for the lead in points (20) while ranking third in assists.

2001-02 HIGHLIGHTS

Played in 66 games for Red Deer, recording 22 goals and 29 assists...In 23 playoff games, tallied 10 goals and 12 assists...Ranked third on the team in playoff goals and tied for first in playoff assists, tying for second in playoff points.

2000-01 HIGHLIGHTS

Played in all 72 games for Red Deer, scoring 12 goals and adding 27 assists...In 22 playoff games, notched three goals and six assists as Red Deer won the WHL playoff title and captured the Memorial Cup.

INTERNATIONAL CAREER

2003: Represented Canada in the 2003 IIHF World Junior Championship in Halifax and Sydney, Nova Scotia, earning a silver medal.

PERSONAL

Lists baseball as his favorite sport behind hockey...Soccer player Wayne Rooney is his favorite athlete...Favorite TV show is Mad Men...Favorite movie is "Gladiator"...Supports Athletes Against Autism.

GORDON'S PROFESSIONAL CAREER RECORD

SEASON	TEAM	LEAGUE	GP	G	A	PTS	PP	SH	GW	+/-	PIM
2003-04	Washington	NHL	41	1	5	6	0	0	0	-9	8
	Portland	AHL	43	5	17	22	0	0	2	-1	16
2004-05	Portland	AHL	80	17	22	39	7	1	3	-20	35
2005-06	Washington	NHL	25	0	1	1	0	0	0	-4	4
	Hershey	AHL	58	16	22	38	7	2	2	9	23
2006-07	Washington	NHL	71	7	22	29	0	2	0	10	14
2007-08	Washington	NHL	67	7	9	16	0	1	0	5	12
2008-09	Washington	NHL	63	5	9	14	0	1	2	-4	16
2009-10	Washington	NHL	36	4	6	10	0	0	0	4	12
	Hershey	AHL	2	0	2	2	0	0	0	2	0
2010-11	Washington	NHL	60	3	6	9	0	1	1	-5	16
2011-12	Phoenix	NHL	75	8	15	23	0	1	2	9	10
FRANCHISE TOTALS			75	8	15	23	0	1	2	9	10
NHL TOTALS			438	35	73	108	0	6	5	6	92

GORDON'S PROFESSIONAL POSTSEASON CAREER RECORD

SEASON	TEAM	LEAGUE	GP	G	A	PTS	PIM
2003-04	Portland	AHL	7	2	1	3	0
2005-06	Hershey	AHL	21	3	5	8	10
2007-08	Washington	NHL	7	0	0	0	0
2008-09	Washington	NHL	14	0	3	3	4
2009-10	Washington	NHL	6	1	1	2	0
2010-11	Washington	NHL	9	0	0	0	6
2011-12	Phoenix	NHL	16	0	2	2	6
FRANCHISE TOTALS			16	0	2	2	6
NHL TOTALS			52	1	6	7	16

GORDON'S AMATEUR/INTERNATIONAL CAREER RECORD

SEASON	TEAM	LEAGUE	GP	G	A	PTS	PP	SH	GW	+/-	PIM
1999-00	Red Deer	WHL	66	10	26	36	-	-	-	-	24
2000-01	Red Deer	WHL	72	12	27	39	-	-	-	-	39
2001-02	Red Deer	WHL	66	22	29	51	-	-	-	-	19
2002-03	Red Deer	WHL	56	33	48	81	-	-	-	-	28

2011-12 REAL TIME STATS

SHOTS: 114
BLOCKS: 86
TAKEAWAYS: 28

CAREER HIGHLIGHTS

MOST GOALS/GAME:

2 – 1/16/12 vs. COL+

MOST ASSISTS/GAME:

2 – 3 times (last 2/4/12 vs. SJS)+

MOST POINTS/GAME:

2 – 13 times (last 1/16/12 vs. COL)+

MOST PIM/GAME:

2 – 46 times (last 12/21/11 at CAR)+

MOST SHOTS/GAME:

8 – 1/16/12 vs. COL+

LONGEST GOAL STREAK:

2 games – 3 times (last 2/2/10-2/4/10)*

LONGEST ASSIST STREAK:

2 games – 9 times (11/5/11-11/10/11)+

LONGEST POINT STREAK:

3 games – 4 times (11/5/11-11/12/11)+

CAREER HAT TRICKS:

NONE

MULTIPLE POINT GAMES:

13 – last 1/16/12 vs. COL+

FIRSTS

FIRST COYOTES GAME:

10/8/11 at SJS

FIRST COYOTES GOAL:

1/23/11 at ANA

FIRST COYOTES ASSIST:

1/13/11 at NSH

FIRST NHL GAME:

10/9/03 vs. NYI*

FIRST NHL GOAL:

10/11/03 vs. ATL*

FIRST NHL ASSIST:

10/9/03 vs. NYI*

* w/ WSH, + w/ PHX

MARTIN HANZAL

11



Center

6'6" • 236

Shoots: Left

Born: Feb. 20, 1987

Pisek, Czech Republic

Age: 25

Career vs. NHL

TEAM	GP	G	A	PTS	PIM
ANA	29	4	7	11	20
BOS	5	0	0	0	0
BUF	7	0	2	2	23
CGY	14	1	7	8	8
CAR	4	2	1	3	6
CHI	19	3	3	6	17
COL	17	1	4	5	27
CBJ	17	3	9	12	25
DAL	28	4	6	10	33
DET	18	8	6	14	10
EDM	16	5	6	11	6
FLA	4	2	1	3	4
LAK	21	5	12	17	13
MIN	19	1	5	6	10
MTL	4	0	0	0	2
NSH	17	1	6	7	8
NJD	4	2	4	6	6
NYI	4	1	1	2	6
NYR	6	1	0	1	6
OTT	4	0	1	1	2
PHI	6	1	1	2	0
PHX	-	-	-	-	-
PIT	6	0	2	2	6
SJS	30	2	6	8	17
STL	18	1	3	4	12
TBL	5	1	0	1	4
TOR	5	3	4	7	6
VAN	16	0	6	6	12
WSH	4	1	1	2	0
WPG	5	1	1	2	0
TOTALS	352	54	105	159	289

DRAFTED

Phoenix's first choice (first round, 17th overall) in the 2005 Entry Draft

2011-12 HIGHLIGHTS

Recorded 8-26-34 and a career-best plus-12 rating in 64 games in his first season as an alternate captain...Led the team in hits (239) and won 52-percent of his faceoffs...Was third on the team in takeaways (41) and fifth in plus/minus (plus-12)...Posted eight multi-point games...Notched an assist and had a career high seven shots in a 2-0 win vs. SJS, Mar. 29...Recorded 10 hits vs. STL, Mar. 25...Won 18 of 24 faceoffs (75%) vs. CGY, Mar. 1...Collected 0-2-2 at EDM, Feb. 25...Matched a career high for assists (3) vs. LAK, Feb. 21...Won 11 of 14 faceoffs (79%) at LAK, Feb. 16...Netted two goals, including the GWG vs. DET, Feb. 6...Recorded 1-1-2 vs. SJS, Feb. 4...Won 16 of 20 faceoffs (80%) vs. ANA, Jan. 31...Missed 12 games with an injury (12/26-1/18)...Recorded 12 hits vs. NYR, Dec. 17...Collected 0-2-2 vs. EDM, Dec. 15...Won 18 of 24 faceoffs (75%) vs. VAN, Nov. 25...Played in his 300th career game vs. MTL, Nov. 10...Collected 0-2-2 vs. LAK, Oct. 29...Recorded 1-1-2, including the GWG vs. NJD, Oct. 27...Scored two goals at ANA, Oct. 23...**2012 Playoffs:** Posted 3-3-6, two GWGs and a plus-2 rating in 12 playoff games...Second on the team in postseason hits (57) and penalty minutes (29)...Played in four of five games in the WCF against LAK and had a PPG...Recorded 2-2-4 in the WCSF against NSH...Scored the GWG in Game 5 vs. NSH, May 7...Appeared in three games of the WCQF against CHI...Scored the OT GWG in Game 1 of the WCQF vs. CHI, Apr. 12.

2010-11 HIGHLIGHTS

Appeared in 61 games for PHX, recording 16-10-26 and 54 penalty minutes...Registered a career high in goals (16)...Third on the team in GWG (5) and PPG (7)...Was second on the team in hits (147)...Led all Coyotes forwards in average TOI/game (19:30)...Won 50-percent of his face-offs...Recorded four multi-point games...Missed 10 games with an injury (3/8-4/6)...Set new career high in goals (12) with a tally vs. WSH, Feb. 14...Scored a goal at LAK, Jan. 20...Collected 0-2-2 at CBJ, Jan. 11...Scored a season-high two goals vs. EDM, Nov. 23...Scored the GWG (both on the PP) in consecutive games at CGY, Nov. 19 and vs. STL, Nov. 13...Won 23 of 31 (74%) of his faceoffs at DET, Nov. 8 and vs. PIT, Nov. 6...Registered 0-2-2 vs. NSH, Nov. 3 (first game back from injury)...Missed six games with an injury (10/18-11/2)...Recorded 100th career NHL point (goal) vs. DET on Oct. 16...**2011 Playoffs:** Posted 1-2-3 and eight penalty minutes in four games in the WCQF vs. DET...Scored his first career Stanley Cup Playoff goal in Game 4 vs. DET, Apr. 20...Had an assist in Game 1 and Game 2 at DET on Apr. 13 and 16.

2009-10 HIGHLIGHTS

Recorded 11-22-33 and 104 penalty minutes in 81 games...Set career highs in games played and penalty minutes...Ranked second on the team with 104 penalty minutes...Tied a career high by scoring his 11th goal of the season in win at FLA, Mar. 18...Scored two goals in win at CAR, Mar. 13...Collected 1-1-2 at MIN, Feb. 11...Recorded 2-2-4 in three-game span from Feb. 8-12...Picked up two assists in win vs. MIN, Jan. 16...Registered a career high five-game point streak (2-3-5) from Dec. 21-29...Tied career high with three assists at TOR, Dec. 16...Collected a goal and an assist in win vs. CHI, Nov. 5...Scored his first goal of the season at CBJ, Oct. 28...Logged a career high 24:26 TOI in 1-0 SO win at SJS, Oct. 12...**2010 Playoffs:** Appeared in all seven playoff games, recording three assists...Notched two assists in Game 3 victory at DET, Apr. 18...Collected an assist in Game 2 vs. DET, Apr. 16, for his first career playoff point.

2008-09 HIGHLIGHTS

Played in 74 games for PHX, recording 11-20-31 and 40 penalty minutes...Set career highs in goals (11), games played (74) and penalty minutes (40)...Led the Coyotes in face-off attempts (1,078), face-off wins (521) and SHGS (2)...Finished with six multi-point games...Registered a four-game point streak (1-3-4) from Mar. 21-30...Collected two assists and was plus-3 at LAK, Feb. 21...Notched two assists at CGY, Jan. 17...Tallied his ninth goal of the season on Dec. 22 at EDM to set new career high...Scored two goals and recorded a plus-3 rating in a win at DAL, Dec. 10...Recorded his first NHL hat trick vs. TOR, Dec. 4, setting a franchise record for fastest hat trick from the start of a game (20:27)...Notched a season-high six shots on goal vs. FLA, Nov. 8...Recorded an assist in season-opening win vs. CBJ, Oct. 11.

2007-08 HIGHLIGHTS

Appeared in 72 games for PHX during his rookie season...Finished with 8-27-35 and 28 penalty minutes...Ranked sixth on the team in points (35) and assists (27)...Also ranked second on the team in face-off wins (470) and tied for fourth in GWG (3)...Among all NHL rookies, ranked fourth in face-off wins (470), eighth in power-play assists (11) and power-play points (12), tied for eighth in assists (27) and ninth in points (35)...Scored the GWG at DAL, Apr. 4...Recorded his first career OT goal in 5-4 win vs. SJS, Mar. 25...Recorded a season-high four-game assist streak (0-5-5) from Mar. 8 to Mar. 15...Collected two assists vs. VAN, Mar. 13...Missed eight games due to an injury (2/5-2/19)...Finished with a goal and an assist vs. CBJ, Jan. 17...Collected 1-1-2 vs. CHI, Jan. 3...Registered a season-high 20:51 TOI vs. COL, Dec. 31...Tallied a season-high four points on a SHG and three assists at NJD, Dec. 15...Collected two assists at LAK, Dec. 8...Notched a three-game point streak (1-6-7) from Dec. 8 to Dec. 15...Scored his first NHL goal, the GWG and added an assist vs. NSH, Oct. 11...Made his NHL debut and recorded his first NHL point (assist) vs. STL, Oct. 4.

2006-07 HIGHLIGHTS

Appeared in 60 games with Red Deer (WHL)...Recorded 26-59-85 and 94 PIM...Named WHL Eastern Conference Second Team All-Star...Led team in points (85), assists (59), game-winning goals (7), plus/minus (plus-13) and ranked third in goals (26) and tied for fifth in penalty minutes (94)...Led all WHL rookies in scoring and ranked tied for fifth overall...Ranked tied for fourth in the league and first among rookies in game-winning goals...Had a 10-game point streak (6-11-17) from Oct. 7 to Nov. 1...Led Red Deer in playoff scoring with 2-7-9 in six games while adding 19 penalty minutes...Scored a goal in each of last three games of regular season...Collected four assists at Lethbridge, Mar. 11...Registered five points with a



PACK FACT

Led the Coyotes and ranked 13th in the NHL in hits (239) during the 2011-12 season.

goal and four assists vs. Regina, Dec. 9...Compiled nine-game point streak from Nov. 10-Dec. 1 while recording 3-10-13...Posted a goal and four assists at Spokane, Nov. 25...Compiled 10-game point streak from Oct. 7-Nov. 1, collecting 6-11-17...Registered 7-13-20 in 11 games during month of October...Posted four points with goal and three assists at Regina, Oct. 1.

2005-06 HIGHLIGHTS

Played in 19 games for Ceske Budejovice in the Czech league...Recorded an assist and 10 penalty minutes...Scored two goals in five games with Mlada Boleslav (Czech-2)...Notched 3-5-8 and 20 PIM in seven games with Ceske Budejovice (Czech Jr.)...Made his North American hockey debut, playing 19 games with Omaha of the USHL...Finished with 4-15-19 and 30 PIM...Added a goal in five playoff games.

2004-05 HIGHLIGHTS

Played in 37 games with Ceske Budejovice (Czech-Jr.), recording 22-22-44 and 80 PIM...Had 1-2-3 in two playoff games...Appeared in 15 contests for Ceske Budejovice (Czech-2)...Had a goal and two assists...Went scoreless in six postseason games.

2003-04 HIGHLIGHTS

Played two games with the Ceske Budejovice Under-17 team, recording a pair of assists...Also scored a goal while appearing in two playoff games...Played in 53 games for Ceske Budejovice Jr...Finished with 15-7-22 and 32 PIM.

2002-03 HIGHLIGHTS

Spent the season with Ceske Budejovice Under-17...Recorded 24-30-54 and 28 PIM in 47 games...Had 1-3-4 and 25 PIM in seven playoff games.

INTERNATIONAL CAREER

2008: Collected three assists in six games for the Czech Republic at the IIHF World Championship in Halifax and Quebec City...**2007:** Represented Czech Republic at the IIHF World Junior Championship in Sweden...Finished with 2-1-3 in six games...**2006:** Registered two assists in six games for Czech Republic at IIHF World Junior Championship in British Columbia...**2005:** Posted 4-3-2 and was a plus-7 in seven games at IIHF U-18 World Championship in the Czech Republic...Was named to the tournament All-Star Team.

PERSONAL

Being drafted is his most memorable hockey moment...Hobbies include golf, fishing, soccer and tennis...Favorite actor is Ashton Kutcher and his favorite movie is "Never Back Down"...Favorite TV show is "Entourage"...Likes Czech food...Favorite vacation spot is Spain...Enjoys playing poker...Works with the Boys & Girls Club...Martin and his wife, Lenka, have a son Martin Jr. and reside in Scottsdale.

HANZAL'S PROFESSIONAL CAREER RECORD

SEASON	TEAM	LEAGUE	GP	G	A	PTS	PP	SH	GW	+/-	PIM
2007-08	Phoenix	NHL	72	8	27	35	1	1	3	-7	28
2008-09	Phoenix	NHL	74	11	20	31	0	2	2	-4	40
2009-10	Phoenix	NHL	81	11	22	33	2	0	0	0	104
2010-11	Phoenix	NHL	61	16	10	26	7	0	5	4	54
2011-12	Phoenix	NHL	64	8	26	34	3	0	2	12	63
FRANCHISE AND NHL TOTALS			352	54	105	159	13	3	12	5	289

HANZAL'S PROFESSIONAL POSTSEASON CAREER RECORD

SEASON	TEAM	LEAGUE	GP	G	A	PTS	PIM
2009-10	Phoenix	NHL	7	0	3	3	10
2010-11	Phoenix	NHL	4	1	2	3	8
2011-12	Phoenix	NHL	12	3	3	6	29
FRANCHISE AND NHL TOTALS			23	4	8	12	47

HANZAL'S AMATEUR/INTERNATIONAL CAREER RECORD

SEASON	TEAM	LEAGUE	GP	G	A	PTS	PP	SH	GW	+/-	PIM
2002-03	C. Budejovice U-17	Czech U17	47	24	30	54	-	-	-	-	28
2003-04	C. Budejovice U-17	Czech U17	2	0	2	2	-	-	-	-	2
	C. Budejovice Jr.	Czech Jr.	53	15	7	22	-	-	-	-	32
	C. Budejovice Jr.	Czech Jr.	37	22	22	44	-	-	-	-	80
2004-05	C. Budejovice	Czech-2	15	1	2	3	-	-	-	-	2
	C. Budejovice Jr.	Czech Jr.	7	3	5	8	-	-	-	-	20
	C. Budejovice	Czech	19	0	1	1	-	-	-	-	10
	Mlada Boleslav	Czech-2	5	2	0	2	-	-	-	-	0
	Omaha	USHL	19	4	15	19	-	-	-	-	30
2006-07	Red Deer	WHL	60	26	59	85	-	-	-	-	94

2011-12 REAL TIME STATS

HITS:	239
TAKEAWAYS:	41
FO %:	52

CAREER HIGHLIGHTS

MOST GOALS/GAME:

3 – 12/4/08 vs. TOR

MOST ASSISTS/GAME:

3 – 3 times (last 2/21/12 vs. LAK)

MOST POINTS/GAME:

4 – 12/15/07 at NJD

MOST PIM/GAME:

19 – 10/8/09 at BUF

MOST SHOTS/GAME:

7 – 3/29/12 vs. SJS

LONGEST GOAL STREAK:

2 games – 8 times (last 2/4/12-2/6/12)

LONGEST ASSIST STREAK:

4 games (3/8/08-3/15/08)

LONGEST POINT STREAK:

5 games (12/21/09-12/29/09)

CAREER HAT TRICKS:

1 – 12/4/08 vs. TOR

MULTIPLE POINT GAMES:

25 (last 2/25/12 at EDM)

FIRSTS

FIRST COYOTES GAME:

10/4/07 vs. STL

FIRST COYOTES GOAL:

10/11/07 at NSH

FIRST COYOTES ASSIST:

10/4/07 vs. STL

FIRST NHL GAME:

10/4/07 vs. STL

FIRST NHL GOAL:

10/11/07 at NSH

FIRST NHL ASSIST:

10/4/07 vs. STL



NICK JOHNSON

32



Right Wing

6'2" • 200

Shoots: **Right**

Born: **Dec. 24, 1985**

Calgary, Alberta

Age: **27**

Career vs. NHL

TEAM	GP	G	A	PTS	PIM
ANA	4	1	1	2	2
BOS	1	0	0	0	0
BUF	2	0	1	1	9
CGY	6	1	2	3	15
CAR	1	1	0	1	0
CHI	4	0	1	1	2
COL	7	0	1	1	7
CBJ	4	1	0	1	0
DAL	3	0	1	1	0
DET	4	0	0	0	2
EDM	4	0	1	1	2
FLA	2	0	0	0	0
LAK	5	1	3	4	0
MIN	0	0	0	0	0
MTL	1	0	3	3	0
NSH	4	0	2	2	2
NJD	1	0	1	1	0
NYI	3	0	0	0	0
NYR	3	1	0	1	0
OTT	2	1	1	2	0
PHI	2	0	0	0	0
PHX	4	0	1	1	2
PIT	0	0	0	0	0
SJS	4	1	0	1	0
STL	4	0	0	0	2
TBL	1	0	1	1	0
TOR	1	1	0	1	0
VAN	6	0	1	1	7
WSH	2	1	0	1	0
WPG	2	0	0	0	0
TOTALS	87	10	21	31	52

ACQUIRED

Signed as a free agent, July 12, 2012

DRAFTED

Pittsburgh's fourth choice (third round, 67th overall) in the 2004 Entry Draft

2011-12 HIGHLIGHTS

Set career highs in goals (8), assists (18), points (26), penalty minutes (45) and games played (77)...Ranked seventh on MIN in scoring with 8-18-26...Sixth on the team in shots (146)...Scored a goal vs. LAK, Mar. 31...Had an assist in back-to-back games vs. CGY, Mar. 22 and at BUF, Mar. 24...Scored a goal vs. CGY, Mar. 17...Recorded a career high three assists at MTL, Mar. 1...Registered two assists vs. NSH, Jan. 31...Scored a goal at TOR, Jan. 19...Had a goal vs. SJS, Jan. 10...Notched a pair of assists at LAK, Dec. 8...Registered a career high five-game point streak (2-3-5) from Nov. 27-Dec. 4...Recorded the GWG at ANA, Dec. 4...Scored a goal at CBJ, Nov. 15...Notched a goal at OTT, Oct. 11.

2010-11 HIGHLIGHTS

Played in four games with PIT recording 1-2-3 and five penalty minutes...Posted 20-19-39 and 49 penalty minutes in 48 games with the Wilkes-Barre/Scranton (AHL)...Had a plus-12 rating with WBS...Notched an assist at COL, Feb. 16...Scored a goal at NYR, Feb. 13...Had an assist Feb. 10 vs. LAK.

2009-10 HIGHLIGHTS

Posted 1-1-2 in six games with PIT...In 61 games with Wilkes-Barre/Scranton (AHL), recorded 16-27-43 with 50 penalty minutes...Had a plus-19 rating with WBS...Collected an assist vs. OTT, Jan. 28...Scored a goal in his first career NHL game vs. WSH, Jan. 10.

2008-09 HIGHLIGHTS

Posted 14-17-31 and 30 penalty minutes in 56 games with Wilkes-Barre/Scranton (AHL)...Had a plus-14 rating with WBS...Registered 4-6-10 in 12 playoff games with WBS...Also played 18 games with Wheeling (ECHL), recording 14-10-24 in 18 games.

2007-08 HIGHLIGHTS

Led Dartmouth College (ECAC) in scoring with 10-25-35...Named First-Team All-ECAC and First-Team All-Ivy League...Signed a two-year, entry-level contract with PIT, Mar. 25...Joined Wilkes-Barre/Scranton (AHL) and recorded one assist in four regular season games...Had one assist in 10 playoff games with WBS.

2006-07 HIGHLIGHTS

Ranked third on Dartmouth College in scoring with 14-16-30...Had 46 penalty minutes.

2005-06 HIGHLIGHTS

Was second on Dartmouth College in goals (15) and posted 25 points.

2004-05

Led Dartmouth College in goals (18) and was third in points (35)...Named to the ECAC All-Rookie Team.

2003-04

Named Canadian Junior A Player of the Year after posting 35-36-71 in 51 contests for the St. Albert Saints (AJHL).

2002-03

Recorded 21-30-51 in 60 games for the St. Albert Saints.

PERSONAL

Nicknames: "Johnny" and "Johner"...His favorite players growing up were Wayne Gretzky and Pavel Bure...Favorite music: Tom Petty, Pearl Jam and Red Hot Chili Peppers...Favorite movie is "Apollo 13" and one of his favorite vacation spot is Canmore, Alberta...Hobbies include mountain biking, golf and boating.



PACK FACT

Set career highs in goals (8), assists (18), points (26) and games played (77) with Minnesota during the 2011-12 season.

JOHNSON'S PROFESSIONAL CAREER RECORD

SEASON	TEAM	LEAGUE	GP	G	A	PTS	PP	SH	GW	+/-	PIM
2007-08	Wilkes-Barre/Scranton	AHL	4	0	1	1	0	0	0	1	0
2008-09	Wheeling	ECHL	18	14	10	24	6	1	3	6	19
	Wilkes-Barre/Scranton	AHL	56	14	17	31	2	0	4	14	23
2009-10	Wilkes-Barre/Scranton	AHL	61	16	27	43	4	0	3	19	50
	Pittsburgh	NHL	6	1	1	2	0	0	0	-2	2
2010-11	Wilkes-Barre/Scranton	AHL	48	20	19	39	10	0	5	12	49
	Pittsburgh	NHL	4	1	2	3	0	0	0	1	5
2011-12	Minnesota	NHL	77	8	18	26	0	0	1	-6	45
NHL TOTALS			87	10	21	31	0	0	1	-7	52

JOHNSON'S PROFESSIONAL POSTSEASON CAREER RECORD

SEASON	TEAM	LEAGUE	GP	G	A	PTS	PIM
2007-08	Wilkes-Barre/Scranton	AHL	10	0	1	1	2
2008-09	Wilkes-Barre/Scranton	AHL	12	4	6	10	8
2009-10	Wilkes-Barre/Scranton	AHL	4	4	0	4	2

JOHNSON'S AMATEUR/INTERNATIONAL CAREER RECORD

SEASON	TEAM	LEAGUE	GP	G	A	PTS	PP	SH	GW	+/-	PIM
2002-03	St. Albert	AJHL	60	21	30	51	-	-	-	-	10
2003-04	St. Albert	AJHL	51	35	36	71	-	-	-	-	33
2004-05	Dartmouth	ECAC	35	18	17	35	6	0	3	-	16
2005-06	Dartmouth	ECAC	33	15	10	25	6	1	4	-	24
2006-07	Dartmouth	ECAC	33	14	16	30	7	0	2	-	46
2007-08	Dartmouth	ECAC	32	10	25	35	6	0	1	-	20

2011-12 REAL TIME STATS

SHOTS: 146
TAKEAWAYS: 33
BLOCKS: 21

CAREER HIGHLIGHTS

MOST GOALS/GAME:

1 – 10 times (last 3/31/12 vs. LAK)^

MOST ASSISTS/GAME:

3 – 3/1/12 vs. MTL^

MOST POINTS/GAME:

3 – 3/1/12 vs. MTL^

MOST PIM/GAME:

15 – 11/8/11 at CGY^

MOST SHOTS/GAME:

6 – 2 times (last 2/2/12 at COL)^

LONGEST GOAL STREAK:

NONE

LONGEST ASSIST STREAK:

3 games – 11/28/11 – 12/2/11^

LONGEST POINT STREAK:

5 games – 1/27/11 – 12/4/11^

CAREER HAT TRICKS:

NONE

MULTIPLE POINT GAMES:

3 (last 3/1/12 vs. MTL)^

FIRSTS

FIRST COYOTES GAME:

NONE

FIRST COYOTES GOAL:

NONE

FIRST COYOTES ASSIST:

NONE

FIRST NHL GAME:

1/21/10 vs. WSH*

FIRST NHL GOAL:

1/21/10 vs. WSH*

FIRST NHL ASSIST:

1/28/10 vs. OTT*

* w/ PIT, ^ w/ MIN

ROSTISLAV KLESLA

16



Defense

6'3" • 223

Shoots: **Left**

Born: **Mar. 21, 1982**

**Novy Jicin,
Czech Republic**

Age: **30**

Career vs. NHL

TEAM	GP	G	A	PTS	PIM
ANA	31	3	4	7	20
BOS	6	0	2	2	0
BUF	10	1	6	7	4
CGY	30	4	8	12	39
CAR	6	2	1	3	4
CHI	41	4	11	15	48
COL	31	2	2	4	23
CBJ	3	0	0	0	2
DAL	27	1	6	7	45
DET	45	3	6	9	30
EDM	27	2	4	6	28
FLA	8	0	1	1	6
LAK	35	1	3	4	28
MIN	24	4	3	7	18
MTL	9	0	0	0	8
NSH	44	2	13	15	33
NJD	6	1	1	2	2
NYI	5	0	1	1	6
NYR	11	0	3	3	14
OTT	7	0	1	1	12
PHI	8	0	0	0	13
PHX	27	3	3	6	34
PIT	10	1	2	3	17
SJS	39	2	4	6	34
STL	44	4	9	13	60
TBL	9	1	0	1	4
TOR	7	0	1	1	4
VAN	29	4	3	7	32
WSH	8	0	3	3	4
WPG	9	0	1	1	2
TOTALS	596	45	102	147	574

ACQUIRED

From Columbus in exchange for Scottie Upshall and Sami Lepisto, Mar. 28, 2011

DRAFTED

Columbus' first choice (first round, fourth overall) in the 2000 Entry Draft

2011-12 HIGHLIGHTS

Recorded 3-10-13 and 54 penalty minutes in 65 games...Led the team in blocked shots (150) and ranked fourth on the team in plus/minus (plus-13)...Ranked fifth on the team in TOI/game (19:21) and second in shorthanded TOI/game (2:45)...His 112 hits were second most on the team for defensemen...Blocked seven shots at SJS, Mar. 24...Scored a goal at VAN, Mar. 14...Collected his 100th career NHL assist at DAL, Feb. 7...Netted a goal vs. COL, Jan. 16...Scored a goal and blocked six shots at CAR, Dec. 21...Blocked five shots vs. MTL, Nov. 10...Had an assist vs. LAK, Oct. 29 and at COL, Nov. 2...Collected his first assist with PHX and had a plus-4 rating at NSH, Oct. 13...**2012 Playoffs:** Tied for fourth on the team in playoff scoring with 2-6-8 in 15 games...His six assists were tied for second best on the team...Third on the team in playoff blocked shots (27)...Had one assist in five games against LAK in the WCF...Recorded 1-2-3 in five games of the WCSF against NSH...Registered 1-1-2 in Game 1 vs. NSH, Apr. 27...Registered 1-3-4 in six games of the WCQF against CHI...Scored his first career postseason goal, while collecting his first career multi-point playoff game (1-2-3) in Game 3 at CHI, Apr. 17.

2010-11 HIGHLIGHTS

Began the season in Columbus and recorded 3-7-10 in 45 games before being traded to the Coyotes on Feb. 28...Recorded 1-0-1 in 16 games with PHX...Finished second on the team in blocked shots (131)...Scored a goal in his first game with PHX Mar. 1 vs. DAL...Missed 13 games with an injury (1/25-2/28)...Recorded a goal vs. PHX, Jan. 11...Netted a goal vs. CGY, Dec. 21...Scored a goal at LAK, Nov. 17...**2011 Playoffs:** Appeared in all four games of the WCQF vs. DET and recorded seven penalty minutes.

2009-10 HIGHLIGHTS

Tallied 2-6-8 and 26 penalty minutes in 26 games with CBJ...Played 20-plus minutes in 14 of 26 games...Suffered a season-ending injury vs. STL, Nov. 30...Skated in a season-high 26:29 TOI and added an assist vs. CGY, Nov. 28...Had a game-high four blocked shots Oct. 20 at CGY...Had a game-high six blocked shots vs. CGY, Oct. 13...Notched an assist and was a plus-2 in 22:13 of action at PHX, Oct. 10...Opened the season with points in back-to-back games (2-1-3)...Recorded the game-winning goal in the season opener vs. MIN, Oct. 3.

2008-09 HIGHLIGHTS

Notched 1-8-9, 38 penalty minutes and was a plus-2 in 34 games with CBJ...Missed 48 games with injuries...Played in 100 consecutive games Mar. 27, 2007-Nov. 1, 2008...Tallied his first goal of the season at MIN, Oct. 25...**2009 Playoffs:** Registered his first career playoff point (assist) in Game 4 of the WCQF vs. DET, Apr. 23...Made his Stanley Cup playoff debut in Game 1 of the WCQF at DET, Apr. 16.

2007-08 HIGHLIGHTS

Collected 6-12-18 with 60 penalty minutes and was a plus-7 in 82 games with CBJ...Was one of two Blue Jackets to play in all 82 games (Nikolai Zherdev)...Set career highs in plus/minus (plus-7), power-play goals (3) and TOI/game (23:12)...Tied a career high with one GWG...Led the club in TOI/game and logged 20-plus minutes in 78 of 82 games...Ranked second on the club in plus/minus and was tied for fourth in power-play goals (3)...Was second among Blue Jackets' defensemen in goals, points, plus/minus rating, power-play goals and shots (130)...Played in a Blue Jackets' season-high (OT game) 31:45 of action at CHI, Mar. 30...Became the second player to play in 400 games as a Blue Jacket (David Vyborny) on vs. DET, Mar. 16...Tied a Blue Jackets' franchise record when he was a plus-4 vs. TBL, Mar. 9...Collected the 100th point of his NHL career with a goal at PHX, Jan. 17.

2006-07 HIGHLIGHTS

Collected 9-13-22 and 105 penalty minutes in 75 games with CBJ...Led team defensemen in goals...Set career highs in goals and points...Was fourth on the team in penalty minutes and fifth in shots (159)...Played the 300th game of his NHL career at VAN, Jan. 30...Netted his first career multi-goal game with 2-0-2 at STL, Nov. 9.

2005-06 HIGHLIGHTS

Tallied 6-13-19 and 75 penalty minutes in 51 games with CBJ...Ranked fourth on the club in ice time per game (21:26)...Missed 32 games due to injury.

2004-05 HIGHLIGHTS

Had 7-17-24, 136 penalty minutes and was a plus-3 in 41 games with HC Vsetin (Czech)...Tallied 1-2-3 with 12 penalty minutes in nine games with Hameenlinna (Finland).

2003-04 HIGHLIGHTS

Had 2-11-13 and 27 penalty minutes in 47 games with CBJ...Finished third among club defensemen in goals, assists and points...Played the 200th game of his NHL career at NSH, Mar. 27...Notched the first game-winning goal of his NHL career at TBL, Jan. 2.

2002-03 HIGHLIGHTS

Had 2-14-16 and 71 penalty minutes in 72 games with CBJ...Named to the Topps/NHL YoungStars Game for the second consecutive season and played in the contest for the first time...Second among team defensemen in assists and third in points...Recorded first multi-point game of his NHL career with 0-2-2 vs. BUF, Nov. 3.



PACK FACT

Led the Coyotes in blocked shots (150) during the 2011-12 season.

2001-02 HIGHLIGHTS

Had 8-8-16 and 74 penalty minutes in 75 games with CBJ during his rookie season...Named to the NHL All-Rookie Team...Selected to play in the Topps/NHL YoungStars Game, but was unable to play due to an injury...Led all NHL rookie defensemen in goals...Was second on the team in plus/minus rating among players with at least 50 games...Ranked tied for fourth in the NHL and led all rookies in blocked shots (175)...Missed seven games Jan. 26-Feb. 9 with an injury...Tallied his first career NHL assist at CHI, Oct. 14.

2000-01 HIGHLIGHTS

Registered 2-0-2 and six penalty minutes in eight games with CBJ...Scored the first goal of his NHL career in the Blue Jackets first-ever win Oct. 12 at CGY...Recorded 18-36-54 with 59 penalty minutes and was a plus-22 in 45 games with Brampton (OHL)...Ranked second on the Battalion in points per game (1.20)...Added 2-9-11 with 26 penalty minutes in nine playoff games...Led the Battalion in assists and tied for second in points...Was named the top NHL prospect by The Hockey News for the 2000-01 campaign.

1999-2000 HIGHLIGHTS

Recorded 16-29-45 with 174 penalty minutes and was a plus-3 in 67 games with Brampton (OHL)...Named to the OHL's and the Canadian Hockey League's All-Rookie Teams...Won the CHL's Top Prospect Award...Ranked 10th among all OHL defensemen in scoring and second among first-year OHL blueliners...Set Brampton franchise records for goals, assists and points by a defenseman and penalty minutes...Selected to play in the OHL All-Star game...Ranked fourth on his team in scoring...Ranked second on the Central Scouting Service mid-term and final rankings...Participated in the NHL/CHL Top Prospects game, and scored a goal for Team Orr...Finished second in the hardest shot contest at the CHL Top Prospects Skills Competition...Finished third in the OHL's Western Conference Coaches' Poll for Best Bodychecker.

1998-99 HIGHLIGHTS

Recorded 4-12-16 with 100 penalty minutes in 54 games with Sioux City (USHL).

INTERNATIONAL CAREER

2007: Scored a goal and had eight penalty minutes in four games with the Czech Republic at the IIHF World Championship in Russia...Notched 1-0-1 with eight penalty minutes in four games for Team Czech Republic at the IIHF World Championship...**2002:** Recorded 1-2-3 in seven games for the Czech Republic at the IIHF World Championship in Sweden...**2001:** Helped the Czech Republic capture the gold medal at the IIHF World Junior Championship in Russia...Tallied 3-4-7 in seven games to lead all defensemen in scoring and was named the tournament's Top Defenseman...

PERSONAL

Rusty and his wife Kristyna, have a son Rostislav...Favorite movies are "Braveheart", "Dumb & Dumber" and "Billy Madison"...Lists Married with Children as his favorite TV show...His favorite vacations spots are Italy and Switzerland...Enjoys listening to U2, 50 Cent and Czech artists...Lists Mario Lemieux as his hockey idol growing up...Enjoys traveling and sports.

KLESLA'S PROFESSIONAL CAREER RECORD

SEASON	TEAM	LEAGUE	GP	G	A	PTS	PP	SH	GW	+/-	PIM
2000-01	Columbus	NHL	8	2	0	2	-	-	-	-1	6
2001-02	Columbus	NHL	75	8	8	16	1	0	0	-6	74
2002-03	Columbus	NHL	72	2	14	16	-	-	-	-22	71
2003-04	Columbus	NHL	47	2	11	13	0	0	1	-16	27
2005-06	Columbus	NHL	51	6	13	19	2	0	1	-4	75
2006-07	Columbus	NHL	75	9	13	22	2	0	0	-13	105
2007-08	Columbus	NHL	82	6	12	18	3	0	1	7	60
2008-09	Columbus	NHL	34	1	8	9	0	0	0	2	38
2009-10	Columbus	NHL	26	2	6	8	0	0	1	-7	26
2010-11	Columbus	NHL	45	3	7	10	0	0	0	10	26
	Phoenix	NHL	16	1	0	1	0	0	0	-6	12
2011-12	Phoenix	NHL	65	3	10	13	0	0	0	13	54
FRANCHISE TOTALS			81	4	10	14	0	0	0	7	66
NHL TOTALS			596	45	102	147	8	0	4	-43	574

KLESLA'S PROFESSIONAL POSTSEASON CAREER RECORD

SEASON	TEAM	LEAGUE	GP	G	A	PTS	PIM
2008-09	Columbus	NHL	4	0	1	1	0
2010-11	Phoenix	NHL	4	0	0	0	7
2011-12	Phoenix	NHL	15	2	6	8	4
FRANCHISE			19	2	6	8	11
NHL TOTALS			23	2	7	9	11

KLESLA'S AMATEUR/INTERNATIONAL CAREER RECORD

SEASON	TEAM	LEAGUE	GP	G	A	PTS	PP	SH	GW	+/-	PIM
1997-98	HC Opava	Czech	46	13	16	29	-	-	-	-	87
1998-99	Sioux City	USHL	54	4	12	16	-	-	-	-	100
1999-00	Brampton	OHL	67	16	29	45	-	-	-	3	174
2000-01	Brampton	OHL	45	18	36	54	-	-	-	22	59
2004-05	HC Vestin	Czech	41	7	17	24	-	-	-	3	136
	Hameenlinna (played in Czech)	Finland	9	1	2	3	-	-	-	-	12

2011-12 REAL TIME STATS

BLOCKS: 150
SHOTS: 87
HITS: 112

CAREER HIGHLIGHTS

MOST GOALS/GAME:

2 – 2 times (last 1/5/07 at ANA)*

MOST ASSISTS/GAME:

3 – 1/28/06 vs. NSH*

MOST POINTS/GAME:

3 – 1/28/06 vs. NSH*

MOST PIM/GAME:

15 – 11/9/05 vs. STL*

MOST SHOTS/GAME:

7 – 4/7/07 vs. ANA*

LONGEST GOAL STREAK:

2 – 10/3/09-10/5/09*

LONGEST ASSIST STREAK:

2 – 11 times (last 2/7/12-2/9/12)+

LONGEST POINT STREAK:

3 games (10/14/01-10/19/01)*

CAREER HAT TRICKS:

NONE

MULTIPLE POINT GAMES:

15 (last 10/5/09 at VAN)*

FIRSTS

FIRST COYOTES GAME:

3/1/11 vs. DAL

FIRST COYOTES GOAL:

3/1/11 vs. DAL

FIRST COYOTES ASSIST:

10/13/11 at NSH

FIRST NHL GAME:

10/7/00 vs. CHI*

FIRST NHL GOAL:

10/12/00 at CGY*

FIRST NHL ASSIST:

10/14/01 at CHI*

* w/ CBJ, + w/ PHX

LAURI KORPIKOSKI

28



Left Wing

6'1" • 205

Shoots: **Left**

Born: **July 28, 1986**

Turku, Finland

Age: **26**

Career vs. NHL

TEAM	GP	G	A	PTS	PIM
ANA	19	4	4	8	2
BOS	7	0	2	2	0
BUF	7	0	0	0	0
CGY	12	1	4	5	4
CAR	7	2	1	3	0
CHI	13	0	2	2	6
COL	12	1	4	5	6
CBJ	10	3	4	7	0
DAL	18	5	4	9	4
DET	13	2	1	3	2
EDM	12	2	2	4	2
FLA	7	0	1	1	0
LAK	18	0	3	3	0
MIN	13	3	1	4	2
MTL	5	0	0	0	2
NSH	13	3	2	5	4
NJD	9	1	1	2	0
NYI	6	0	1	1	2
NYR	5	1	1	2	2
OTT	7	1	2	3	2
PHI	9	1	1	2	2
PHX	1	0	0	0	0
PIT	8	0	0	0	2
SJS	18	4	4	8	8
STL	13	4	3	7	0
TBL	7	1	2	3	0
TOR	5	1	2	3	0
VAN	13	1	1	2	4
WSH	6	5	1	6	4
WPG	7	1	1	2	4
TOTALS	300	47	55	102	64

ACQUIRED

From N.Y. Rangers in exchange for Enver Lisin, July 13, 2009

DRAFTED

N.Y. Rangers' second choice (first round, 19th overall) in the 2004 Entry Draft

2011-12 HIGHLIGHTS

Fifth on the team in scoring with 17-20-37...His three shorthanded goals ranked tied for fourth in the NHL...Second on the team in shorthanded TOI (213:57)...Had seven multi-point games...One of six Coyotes to play in all 82 games...Played in his 300th career NHL game and had an assist at MIN, Apr. 7...Picked up his 100th career point (goal) at SJS, Mar. 24...Netted a goal vs. MIN, Mar. 8...Collected 0-2-2 vs. LAK, Feb. 21...Scored a pair of goals, including the GWG, in a 5-3 win vs. SJS, Feb. 4...Recorded 1-1-2, including a SHG, vs. TBL, Jan. 21...Registered 1-2-3 at CBJ, Jan. 13...Recorded 1-1-2 and the GWG at CAR, Dec. 21...Scored his second SHG of the season vs. NYR, Dec. 17...Scored on a penalty shot and had a SHG at WSH, Nov. 21...Recorded 1-1-2 at ANA, Oct. 23...Scored his first goal of the season at NSH, Oct. 13...**2012 Playoffs:** Appeared in 11 postseason games...Led the team in shorthanded TOI/game (4:11)...Played in all five games of the WCF against LAK...Appeared in two games of the WCSF against NSH...Appeared in four games of the WCQF against CHI.

2010-11 HIGHLIGHTS

Posted career highs in goals (19), assists (21), points (40) and plus/minus (plus-17)...Led the team in SHGS (2)...Second on the team in goals and plus/minus...Fourth in GWG (4) and fifth in scoring...Had nine multi-point games...Led the team in shorthanded TOI...Registered 1-1-2 including the GWG vs. STL, Mar. 22...Recorded 2-0-0 at ANA, Mar. 13...Played in his 200th career NHL game at PHI, Feb. 22...Recorded 1-1-2 and a plus-3 rating vs. ATL, Feb. 17...Career high five-game point streak (2-5-7) from Jan. 10-17...Recorded 1-1-2 vs. TOR, Jan. 13...Had 1-1-2 at STL, Jan. 10...Set new career high for points in a season (15) with assist at NYR, Dec. 16...Played in his 100th game as a Coyote at NJD, Dec. 15...Set new career high in goals (7) at MIN, Dec. 1...Recorded 1-1-2 vs. ANA, Nov. 27...Recorded a career high three assists vs. CGY, Nov. 12...Collected 1-1-2 at DAL, Nov. 5...Posted third career two-goal game and first regular season SHG vs. DET, Oct. 28...**2011 Playoffs:** Played in all four playoff games in the WCQF vs. DET and had one assist.

2009-10 HIGHLIGHTS

Recorded 5-6-11 in 71 games in his first season with the Coyotes...Set a new career high in games played...Went 7-for-17 in shootouts with two shootout-deciding goals...Registered a goal and an assist vs. NSH, Apr. 7...Scored two goals at WSH, Jan. 23...Scored the shootout-deciding goal while appearing in his 100th NHL game in 3-2 win vs. VAN, Dec. 29...Registered his first career multi-goal game (2G), including the GWG, vs. DAL, Nov. 27...Scored the shootout-deciding goal in 1-0 win at SJS, Oct. 12...Made his Coyotes debut on Oct. 3 at LAK...**2010 Playoffs:** Scored one goal while appearing in all seven playoff games vs. DET.

2008-09 HIGHLIGHTS

Played in 68 games with NYR as a rookie, collecting 6-8-14 and 14 penalty minutes...Recorded his first career multi-assist game with two assists vs. COL, Feb. 28...Registered 3-1-4 in a four-game span from Feb. 11-16...Recorded 1-1-2 vs. WSH, Feb. 11...Scored a goal and added an assist on Jan. 10 at OTT to post his first career multi-point effort...Tallied his first NHL assist on vs. BOS, Nov. 15...Recorded his first NHL regular season goal, the GWG, at NJD, Nov. 12...Made his NHL regular season debut at TBL, Oct. 4...**2009 Playoffs:** Played seven games with the Rangers, recording two assists...Assisted on GWG vs. WSH in Game 4 of ECQF, Apr. 22.

2007-08 HIGHLIGHTS

Appeared in 79 games with Hartford (AHL), tallying 23-27-50 and 71 PIM...Ranked tied for third on the team in goals (23) and second in SHG (2)...Ranked fourth on the club in points (50), fifth in PPGS (6) and fifth in plus/minus rating (plus-20)...Posted 12 multi-point games...Notched the GWG on vs. Worcester, Mar. 28...Recorded two four-game point streaks...Also appeared in five playoff games with Hartford (AHL), recording 1-1-2...**2008 Playoffs:** Played one game with the Rangers, recording one assist while making his NHL debut vs. PIT in Game 5 of their ECSF, May 4.

2006-07 HIGHLIGHTS

Appeared in 78 games with Hartford (AHL), registering 11-27-38 and a plus-8 rating...In his first full season with Hartford, ranked tied for third on the team in games played (78) and ranked fourth on the team in assists (27)...His plus-8 rating ranked tied for second on the team among rookies...Ranked third among Wolf Pack rookies in goals (11) and fourth among rookies in points (38)...Registered a four-game point streak (1-7-8) from Feb. 18-25...Scored his first SHG on Jan. 6 at Springfield and added an assist in a 6-3 win...Tallied three assists on Nov. 11 vs. San Antonio in a 9-3 victory...Recorded his first multi-point game on Nov. 1 vs. Portland, recording two assists in a 4-3 win.

2005-06 HIGHLIGHTS

Played in five games with Hartford (AHL), collecting 2-1-3...In 11 playoff games with the Wolf Pack, registered one goal and two penalty minutes...Appeared in 51 career games with TPS Turku (Finnish League), recording 3-4-7 and 16 PIM...Posted a three-game point-scoring streak from Sept. 22-30, recording 2-1-3...In two playoff games, registered one assist...Nominated as best Finnish player for Finland's Under-20 squad.



PACK FACT

Scored three shorthanded goals in 2011-12 to rank fourth in the NHL.

2004-05 HIGHLIGHTS

In 41 regular season contests with TPS Turku (Finnish League), posted 0-6-6 along with 12 PIM...Skated in six playoff games, tallying one goal.

INTERNATIONAL CAREER

2010: Represented Finland at the IIHF World Championship in Germany...Appeared in seven games...**2006:** Captured a bronze medal at the IIHF World Junior Championship in British Columbia, recording 1-5-6 and four PIM in seven games...Ranked tied for fifth in assists among all players in the tournament...**2005:** In five games at the IIHF World Junior Championship in North Dakota and Minnesota, he collected 2-0-2 and six PIM...**2004:** Skated in six games for Finland at the IIHF U-18 World Championship, notching 5-6-11 and a plus-7 rating...Ranked tied for first among all players in the tournament with 11 points.

PERSONAL

Nickname is "Korpi"...Lists "Ninja Assassins" as his favorite movie and "Eastbound and Down" as his favorite TV show...Most memorable hockey moment was playing pond hockey growing up with friends in Finland...Enjoys spending time in Finland during the offseason...Changed to No. 28 after wearing No. 29 for the Coyotes during the 2009-10 season.

KORPIKOSKI'S PROFESSIONAL CAREER RECORD

SEASON	TEAM	LEAGUE	GP	G	A	PTS	PP	SH	GW	+/-	PIM
2005-06	Hartford	AHL	5	2	1	3	1	0	0	0	0
2006-07	Hartford	AHL	78	11	27	38	3	1	2	8	23
2007-08	Hartford	AHL	79	23	27	50	6	2	-	20	71
	N.Y. Rangers	NHL	-	-	-	-	-	-	-	-	-
2008-09	N.Y. Rangers	NHL	68	6	8	14	0	0	1	-10	14
2009-10	Phoenix	NHL	71	5	6	11	0	0	1	-10	16
2010-11	Phoenix	NHL	79	19	21	40	0	2	4	17	20
2011-12	Phoenix	NHL	82	17	20	37	0	3	3	3	14
FRANCHISE TOTALS			232	41	47	88	0	5	8	10	50
NHL TOTALS			300	47	55	102	0	5	9	0	64

KORPIKOSKI'S PROFESSIONAL POSTSEASON CAREER RECORD

SEASON	TEAM	LEAGUE	GP	G	A	PTS	PIM
2005-06	Hartford	AHL	11	1	0	1	2
2006-07	Hartford	AHL	7	0	0	0	0
2007-08	N.Y. Rangers	NHL	1	1	0	1	0
2008-09	N.Y. Rangers	NHL	7	0	2	2	0
2009-10	Phoenix	NHL	7	1	0	1	2
2010-11	Phoenix	NHL	4	0	1	1	2
2011-12	Phoenix	NHL	11	0	0	0	2
FRANCHISE TOTALS			22	1	1	2	6
NHL TOTALS			30	2	3	5	6

KORPIKOSKI'S AMATEUR/INTERNATIONAL CAREER RECORD

SEASON	TEAM	LEAGUE	GP	G	A	PTS	PP	SH	GW	+/-	PIM
2003-04	TPS Jr.	Fin-Jr.	36	12	8	20	-	-	-	-	20
2004-05	TPS Jr.	Fin-Jr.	3	3	0	3	-	-	-	-	0
	TPS	Finland	41	0	6	6	-	-	-	-	12
2005-06	TPS Jr.	Fin-Jr.	1	1	0	1	-	-	-	-	2
	TPS	Finland	51	3	4	7	-	-	-	-	16

2011-12 REAL TIME STATS

SHOTS: 146
HITS: 91
BLOCKS: 43

CAREER HIGHLIGHTS

MOST GOALS/GAME:

2 – 6 times (last 2/4/12 vs. SJS)+

MOST ASSISTS/GAME:

3 – 11/12/11 vs. CGY+

MOST POINTS/GAME:

3 – 2 times (last 1/13/12 at CBJ)+

MOST PIM/GAME:

2 – 32 times (last 3/22/12 vs. COL)+

MOST SHOTS/GAME:

7 – 2/18/12 vs. DAL+

LONGEST GOAL STREAK:

2 games – 4 times (last 12/15/11-12/17/11)+

LONGEST ASSIST STREAK:

5 games – 1/10/11-1/17/11+

LONGEST POINT STREAK:

5 games – 1/10/11-1/17/11+

CAREER HAT TRICKS:

NONE

MULTIPLE POINT GAMES:

22 (last 2/21/12 vs. LAK)+

FIRSTS

FIRST COYOTES GAME:

10/3/09 at LAK

FIRST COYOTES GOAL:

11/27/09 vs. DAL

FIRST COYOTES ASSIST:

12/16/09 at TOR

FIRST NHL GAME:

10/4/08 at TB*

FIRST NHL GOAL:

11/12/08 at NJ*

FIRST NHL ASSIST:

11/15/08 vs. BOS*

* w/ NYR, + w/ PHX

JASON LaBARBERA

1



ACQUIRED

Signed as a free agent, July 1, 2009

DRAFTED

N.Y. Rangers' third choice (third round, 66th overall) in the 1998 Entry Draft

2011-12 HIGHLIGHTS

Played in 19 games and posted a 2.54 GAA and a .912 SV%. Earned his third win of the season at CAR, Dec. 21, stopping 34 of 37 shots. Stopped 20 of 21 shots in relief at DET, Dec. 8. Turned aside 30 of 32 shots in a 3-2 win at NSH, Dec. 6. Made 23 saves at NSH on Oct. 13 to pick up his first win of the season.

2010-11 HIGHLIGHTS

Played in 17 games and posted a 7-6-3 record with a 3.26 GAA and a .909 SV%. Stopped 46 of 47 shots in a 3-1 win at VAN, Mar. 18. First NHL goaltender to start a season playing 12 games on the road. Recorded 50th career win at COL, Jan. 6. Notched second shutout of the season at COL, Jan. 6 with 34 saves. Posted his first shutout of the season and first shutout as a Coyote at DAL, Dec. 26 with 30 saves. Won his second game of the season at MIN, Dec. 1. Stopped 35 of 36 shots en route to his first win of the season at CHI, Nov. 10.

2009-10 HIGHLIGHTS

Finished with a record of 8-5-1 with career-bests in GAA (2.13) and SV% (.928). Posted a 6-1 record in shootouts. Had a career-long shutout streak of 120:48 from Feb. 5 to Mar. 14, which included parts of three games. Stopped a season-high 39 shots to earn 3-2 shootout win at ATL, Mar. 14. Turned aside 28 of 30 shots in a 3-2 shootout win vs. VAN, Dec. 29 as Coyotes set franchise record with their 10th consecutive home win. Made 38 saves on 39 shots in a 2-1 shootout win at CBJ, Dec. 17. Recorded his first win as a Coyote at CBJ, Oct. 28. Made his Coyotes debut at BUF, Oct. 8 and stopped 37 of 39 shots in 2-1 loss.

2008-09 HIGHLIGHTS

Posted a record of 8-10-6 with a 2.78 GAA, a .901 SV% and two shutouts in 28 total games with LAK and VAN. Appeared in 19 games with LAK, posting a record of 5-8-4 with a 2.83 GAA, a .893 SV% and two SO. Traded to VAN on Dec. 30 and went on to post a 3-2-2 record with a 2.66 GAA and a .915 SV% in nine games with the Canucks. Turned away 31 of 32 shots to record a win at NSH in his Canucks debut, Jan. 1. Stopped all 23 shots he faced to record his second shutout of the season in a win vs. CBJ, Dec. 6. Notched his first shutout of the season and third of his career by making 15 saves at STL, Oct. 24. Made a season-high 38 saves on 41 shots in loss at SJS, Oct. 11.

2007-08 HIGHLIGHTS

Appeared in career high 45 games for LAK, posting a record of 17-23-2 with a 3.00 GAA, a .910 SV% and one shutout. Finished with a career high 17 wins and .910 SV%. His .910 SV% tied for the third highest in Kings single-season history. Was 2-1 in shootouts, stopping five of 10 shots. Missed the final 20 games of the season due to an injury. Had a 2.89 GAA (36 GA in 747:07) and .919 SV% (stopped 407 of 443 shots) during a 13-game span from Jan. 10-Feb. 9. Started a career high 15 straight games from Jan. 5-Feb. 9. Stopped 39 of 41 shots in 4-2 victory at NYR, Feb. 5. Stopped 43 of 46 shots in 4-3 victory at VAN, Jan. 19. Stopped a career high 48 shots (24 in third period) in 5-2 victory vs. TOR, Jan. 10. Named NHL's No. 1 Star of the Week Oct. 29, 2007. Had a four-game winning streak from Oct. 19-27, allowing four goals on 110 shots (.964 SV%). Earned second career shutout vs. NSH, Oct. 23.

2006-07 HIGHLIGHTS

Named winner of the Aldege "Baz" Bastien Memorial Award (most outstanding goaltender in the American Hockey League) and named a First Team AHL All-Star after posting a record of 39-20-1 with a 2.21 GAA, a .933 SV% and seven shutouts in 62 regular season games with Manchester (AHL). Led all AHL goaltenders with 62 GP, 39 wins, a .933 SV%, 3,619 minutes played, 1,995 shots faced and 1,862 saves. Ranked tied for second in the league with seven SO while leading Manchester to Atlantic Division title. Voted to be a starter for the Canadian team at the 2007 Rbk Hockey AHL All-Star Classic. Was the Rbk X-Pulse AHL Goaltender of the Month for January 2007.

2005-06 HIGHLIGHTS

Appeared in 29 games for LAK, posting a record of 11-9-2 with a 2.89 GAA, a .900 SV% and one shutout. Finished with a 2-0 record in shootouts while stopping all five shootout attempts he faced. Recorded his first career SO in the NHL and as King at SJS, Apr. 17, stopping all 31 shots in 4-0 win. Faced a then career high 40 shots vs. CGY, Apr. 15 (2-1 shootout win). Assigned to Manchester (AHL) for conditioning on Jan. 11. Was the winning goalie in the Kings' first-ever shootout game, a 3-2 win vs. NSH, Nov. 5. Stopped his first-ever penalty shot in the same game (against David Legwand). Went on to stop all three penalty shots he faced during the season. Became the second goaltender to begin his Kings career with five straight wins. His five-game winning streak ended with a loss in relief in his sixth game of the season, a 5-4 loss vs. SJS, Oct. 28. Won his first seven starts while allowing just 12 goals in the seven games. Was considered for the NHL's Rookie of the Month for October after posting a 6-1-0 record, a .938 SV% and a 1.70 GAA.

2004-05 HIGHLIGHTS

Played in 53 games for Hartford (AHL), posting a record of 31-16-2 with a 1.84 GAA, a .934 SV% and six SO. Shared the AHL's Harry "Hap" Holmes Award (given to the team with the lowest GAA) with Wolf Pack teammate Stephen Valiquette. The duo allowed just 160 goals in 80 games. Ranked second among all AHL goaltenders with a 1.84 GAA. Posted the third-best regular season SV% (.934) among AHL backstops. Started for the Canadian All-Stars at the 2005 AHL All-Star Classic and stopped all 11 shots he faced in one period of work. Won 14 straight AHL decisions from Nov. 27-Jan. 12. Named AHL Goaltender of the Month for October (4-0-0, 1.00 GAA, .962 SV%).

2003-04 HIGHLIGHTS

Appeared in four games with NYR, going 1-2-0 with a 4.85 GAA. Earned first career NHL win with 19 saves vs. WSH, Mar. 5. Named the AHL's Most Valuable Player (Les Cunningham Award). Also received the Aldege "Baz" Bastien Award (AHL's Top Goaltender) and was a First-Team AHL All-Star. Finished the regular season as the AHL's leader with 34 wins. Set a new league

record with 13 shutouts in one season. Also ranked second in the league with a 1.59 GAA, fourth with a .936 SV% and fifth with 3,393 minutes played. Set new club single-season records with his 34 wins, 1.59 GAA, 13 shutouts, nine ties and 3,393 minutes played. Registered eight straight postseason wins from April 21-May 5 while leading Hartford to the AHL's Eastern Conference Final.

Goaltender

6'3" • 230

Catches: **Left**

Born: **Jan. 18, 1980**

Burnaby,

British Columbia

Age: **32**

Career vs. NHL

TEAM	GP	MINS	GA	SOG	SHO	W	L	T/OT	PTS%	GAA	SV%
ANA	9	483	19	236	0	3	3	1	0.500	2.37	0.919
BOS	1	61	2	31	0	0	0	1	0.500	1.97	0.931
BUF	4	200	12	103	0	0	2	1	0.167	3.58	0.883
CGY	9	448	23	243	0	2	5	0	0.286	3.08	0.905
CAR	2	123	6	63	0	2	0	0	1.000	2.93	0.905
CHI	6	358	15	185	0	4	1	0	0.800	2.51	0.919
COL	9	470	25	240	1	2	6	0	0.250	3.21	0.896
CBJ	10	515	14	258	1	4	5	0	0.444	1.63	0.946
DAL	13	703	30	337	1	6	4	1	0.591	2.55	0.911
DET	8	434	27	230	0	1	3	2	0.333	3.72	0.883
EDM	6	344	7	171	0	5	0	1	0.917	1.22	0.959
FLA	1	17	0	8	0	0	0	0	0.000	0.00	1.000
LAK	3	172	10	79	0	1	2	0	0.333	3.49	0.873
MIN	3	186	10	88	0	1	0	2	0.667	3.23	0.886
MTL	-	-	-	-	-	-	-	-	-	-	-
NSH	10	499	23	245	1	5	4	0	0.556	2.77	0.906
NJD	2	43	7	30	0	0	1	0	0.000	10.0	0.767
NYI	3	160	4	88	0	2	0	1	0.833	1.50	0.955
NYR	5	280	11	146	0	2	0	2	0.750	2.36	0.925
OTT	3	99	11	53	0	0	2	0	0.000	6.67	0.792
PHI	2	105	3	53	0	0	0	1	0.500	1.71	0.943
PHX	9	400	23	222	0	1	5	1	0.214	3.44	0.896
PIT	4	156	16	91	0	0	3	0	0.000	6.15	0.824
SJS	12	619	25	319	1	3	7	1	0.318	2.42	0.922
STL	8	437	22	212	1	3	4	0	0.429	3.03	0.896
TBL	3	158	14	71	0	0	3	0	0.000	5.32	0.803
TOR	2	119	4	79	0	1	1	0	0.500	2.02	0.949
VAN	7	378	14	193	0	4	1	1	0.750	2.22	0.927
WSH	3	178	9	81	0	1	2	0	0.333	3.03	0.889
WPG	3	190	11	117	0	2	0	1	0.833	3.47	0.906
TOTALS	160	8334	397	4270	6	55	64	17	0.467	2.86	0.907



PACK FACT

His 2011-12 goalie mask was dedicated to the late Pat Tillman and a donation was made to the Pat Tillman Foundation following the season.

2002-03 HIGHLIGHTS

Appeared in 46 games with Hartford (AHL), posting a 18-17-6 record, 2.57 GAA and .915 SV%. Compiled a six-game unbeaten streak (3-0-3) that lasted from March 2-22... Also had a four-game winning streak that lasted from Nov. 2-9... Recorded his first career AHL shutout at CHI, Nov. 2, stopping all 31 shots (won 4-0).

2001-02 HIGHLIGHTS

Split season between Hartford (AHL) and Charlotte (ECHL)... Appeared in 20 games with Hartford, posting a 7-11-1 record, 3.12 GAA and .912 SV%... Posted a 9-3-1 record, 2.34 GAA and .924 SV% in 13 appearances with Charlotte.

2000-01 HIGHLIGHTS

Made his NHL debut with NYR Oct. 14, 2000 at PIT, stopping two shots in 9:43 of relief (no decision – relieved Kirk McLean)... Went 18-10-7 in 35 appearances with Charlotte (ECHL)... Also went 1-1-0 in four appearances with Hartford... Dressed as a back-up for the Wolf Pack during the Calder Cup playoffs.

1999-2000 HIGHLIGHTS

Split the season between Portland and Spokane (WHL)... Totaled a record of 20-30-4... Named a WHL All-Star.

1998-99 HIGHLIGHTS

Went 18-23-9 with four shutouts in 51 games for Portland (WHL).

1997-98 HIGHLIGHTS

Went 18-4-0 in 23 games with Portland (WHL)... Appeared in the CHL Top Prospects Game... Was a member of Portland's Memorial Cup Championship team.

PERSONAL

Jason and his wife Kodette have two sons: Ryder and Easton... Lives in Calgary during the summer... Nicknames are Barbs, Brutus and Gonzo... Has a dog named Aspen... His 2011-12 goalie mask was dedicated to the late Pat Tillman and he made a donation to the Pat Tillman Foundation following the season... Favorite movie is "Saving Private Ryan"... Other favorites include: Halle Berry (actress); Edward Norton (actor); Metallica (band); Maui, Hawaii (vacation spot)... If he could meet one person, dead or alive, it would be President Obama... Childhood idols are his parents... Favorite player growing up was Kirk McLean... Participates in a charity golf tournament benefitting the Exploration Place Children's Museum in Wichita, Kansas... Enjoys playing fantasy football and baseball.

LaBARBERA'S PROFESSIONAL CAREER RECORD

SEASON	TEAM	LEAGUE	GP	MIN	GA	SO	GAA	SV%	W-L-T/OT
2000-01	Charlotte	ECHL	35	2100	112	1	3.20	.910	18-10-7
2000-01	Hartford	AHL	4	156	12	0	4.61	.871	1-1-0
	N.Y. Rangers	NHL	1	10	0	0	0.00	1.000	0-0-0
2001-02	Charlotte	ECHL	13	744	29	0	2.34	.924	9-3-1
	Hartford	AHL	20	1058	55	0	3.12	.912	7-11-1
2002-03	Hartford	AHL	46	2452	105	2	2.57	.915	18-17-6
2003-04	Hartford	AHL	59	3393	90	13	1.59	.936	34-9-9
	N.Y. Rangers	NHL	4	198	16	0	4.85	.824	1-2-0
2004-05	Hartford	AHL	53	2937	90	6	1.84	.934	31-16-2
2005-06	Los Angeles	NHL	29	1433	69	1	2.89	.900	11-9-2
	Manchester	AHL	3	185	10	0	3.25	.907	1-1-0
2006-07	Manchester	AHL	62	3619	133	7	2.21	.933	39-20-0
2007-08	Los Angeles	NHL	45	2421	121	1	3.00	.910	17-23-2
2008-09	Los Angeles	NHL	19	995	47	2	2.83	.893	5-8-4
	Vancouver	NHL	9	451	20	0	2.66	.915	3-2-2
2009-10	Phoenix	NHL	17	928	33	0	2.13	.928	8-5-1
2010-11	Phoenix	NHL	17	883	48	2	3.26	.909	7-6-3
2011-12	Phoenix	NHL	19	1,115	43	0	2.54	.912	3-9-3
FRANCHISE TOTALS			53	2,826	124	2	2.62	.915	18-20-7
NHL TOTALS			160	8,334	397	6	2.86	.907	55-64-17

LaBARBERA'S PROFESSIONAL POSTSEASON CAREER RECORD

SEASON	TEAM	LEAGUE	GP	MIN	GA	SO	GAA	SV%	W-L
2002-03	Hartford	AHL	2	117	6	0	3.07	.867	0-2
2003-04	Hartford	AHL	16	1043	30	3	1.73	.935	11-5
2004-05	Hartford	AHL	4	238	9	0	2.27	.940	1-3
2006-07	Manchester	AHL	13	824	38	0	2.77	.911	6-7

LaBARBERA'S AMATEUR/INTERNATIONAL CAREER RECORD

SEASON	TEAM	LEAGUE	GP	MIN	GA	SO	GAA	SV%	W-L-T/OT
1995-96	Prince George	BCAHA	31	1860	83	0	2.68	-	-
1996-97	Tri-City	WHL	2	63	4	0	3.81	-	1-0-0
	Portland	WHL	9	443	18	0	2.44	-	5-1-1
1997-98	Portland	WHL	23	1305	72	1	3.31	-	18-4-0
1998-99	Portland	WHL	51	2991	170	4	3.41	.904	18-23-9
1999-00	Portland	WHL	34	2005	123	1	3.68	.903	8-24-2
	Spokane	WHL	21	1146	50	0	2.62	.900	12-6-2

2011-12 GOALS ALLOWED BY PERIOD

1ST: 13
2ND: 16
3RD: 13
OT: 1

CAREER HIGHLIGHTS

MOST CONSECUTIVE STARTS:

15 – 1/5/08-2/9/08#

MOST SHOTS FACED/GAME:

50 – 1/10/08 vs. TOR#

MOST SAVES/GAME:

48 – 1/10/08 vs. TOR#

MOST SAVES IN A SHUTOUT:

34 – 1/6/11 at COL+

CAREER SHUTOUTS:

6 (last 1/6/11 at COL+)

PENALTY SHOTS:

5 – 4 saves/1 goal
(last 12/20/11 at FLA – save)+

LONGEST WINNING STREAK:

5 games – 10/6/05-10/25/05#

LONGEST SHUTOUT STREAK:

120:48 – 2/5/10-3/14/10+

FIRSTS

FIRST COYOTES GAME:

10/8/09 at BUF

FIRST COYOTES WIN:

10/28/09 at CBJ

FIRST COYOTES SHUTOUT:

12/26/10 at DAL

FIRST NHL GAME:

10/14/00 at PIT*

FIRST NHL WIN:

3/5/04 vs. WSH*


FIRST NHL SHUTOUT:

4/17/06 at SJS#

* w/ NYR, # w/ LA, + w/PHX

ZBYNEK MICHALEK

4



Defense

6'2" • 210

Shoots: **Right**

Born: **Dec. 23, 1982**

**Jindrichuv Hradec,
Czech Republic**

Age: **30**

Career vs. NHL

TEAM	GP	G	A	PTS	PIM
ANA	39	3	4	7	22
BOS	11	0	3	3	4
BUF	13	1	3	4	0
CGY	21	1	4	5	8
CAR	10	1	5	6	6
CHI	22	1	3	4	16
COL	23	2	5	7	10
CBJ	25	2	2	4	4
DAL	38	1	6	7	14
DET	22	1	5	6	8
EDM	20	3	1	4	4
FLA	11	2	2	4	4
LAK	38	1	14	15	24
MIN	20	1	2	3	6
MTL	12	1	2	3	4
NSH	20	1	3	4	6
NJD	16	1	5	6	4
NYI	14	2	5	7	8
NYR	16	0	3	3	8
OTT	11	2	2	4	6
PHI	12	0	5	5	6
PHX	4	1	0	1	2
PIT	5	0	2	2	2
SJS	39	3	10	13	26
STL	22	1	4	5	6
TBL	10	0	2	2	10
TOR	10	0	2	2	8
VAN	23	1	4	5	8
WSH	11	0	1	1	10
WPG	12	1	4	5	2
TOTALS	550	34	113	147	246

ACQUIRED

From Pittsburgh in exchange for Harrison Ruopp, Marc Cheverie and a third round selection (81st overall) in the 2012 Entry Draft, June 22, 2012

DRAFTED

Not drafted

2011-12 HIGHLIGHTS

Played in 62 games with PIT recording 2-11-13 and 24 penalty minutes...Led the team in blocked shots (144)...Ranked fourth in the NHL in shorthanded TOI/g (3:38)...Ranked fourth on the team in TOI/game (21:38)...Had an assist and season-high plus-3 vs. NYR, Apr. 5...Scored a goal and skated in 25:09 TOI vs. PHX, Mar. 5...Registered an assist and had a season-high five shots vs. TBL, Feb. 12...Played in his 500th NHL game vs. STL, Nov. 23...Had a two-game point streak from Oct. 17-18...Played a season-high 29:20 at MIN, Oct. 18...Scored a goal at WPG, Oct. 17...**2012 Playoffs:** Played in all six games of the ECQF against PHI, registering 0-1-1 and a plus-2 rating...Led the team in shorthanded TOI/game (4:26) and was second in blocked shots (10)...Had an assist in Game 3 of the ECQF at PHI, Apr. 15.

2010-11 HIGHLIGHTS

Appeared in 73 games in his first season with PIT and recorded 5-14-19 and 30 penalty minutes...Led the team in blocked shots (149)...Ranked tied for second in the NHL in shorthanded TOI/g (3:46)...Was fourth on the team in TOI/g (21:50)...Had a three-game point streak from Apr. 2-8 (2-1-3)...Scored a power-play goal and played a season-high 31:37 at NYI, Apr. 8...Had a season-high six shots vs. FLA, Mar. 27...Notched a goal and matched a season-high with a plus-3 rating at OTT, Mar. 15...Had a season-best 1-1-2, including his first goal with PIT vs. BUF, Mar. 8...Posted a three-game assist streak from Feb. 1-4...Had an assist in back-to-back games at FLA, Nov. 22 and vs. CAR, Nov. 19...Registered an assist in his first game with PIT vs. PHI, Oct. 7...**2011 Playoffs:** Played in all seven games of the ECQF against TBL and had one assist...Led the team in TOI/g (27:20) and ranked seventh in the Stanley Cup playoffs...Second on the team in shorthanded TOI/g (3:31)...Had an assist and skated in a playoff-high 36:01 TOI in Game 4 of the ECQF at TBL, Apr. 20.

2009-10 HIGHLIGHTS

Played in 72 games with PHX, registering 3-14-17 and 30 penalty minutes...Led the team in TOI/g (22:38), shorthanded TOI/g (3:16) and blocked shots (156)...Second on the team in shifts/g (29.9)...Had an assist in back-to-back games vs. VAN, Mar. 10 and at CAR, Mar. 13...Had a season-high five shots vs. STL, Mar. 2...Skated in a season-high 30:01 at CBJ, Dec. 17...Had a PPG at CBJ, Oct. 28...Notched an assist in three straight games (0-3-3) Oct. 15-22...Had an assist in the season opener at LAK, Oct. 3...**2010 Playoffs:** Had two assists in seven games against DET in the WCQF...Led the team in shorthanded TOI/g (4:08) and second in blocked shots (12)...Had an assist in Game 6 of the WCQF at DET, Apr. 25...Notched an assist in Game 3 at DET, Apr. 18...Made his Stanley Cup playoff debut vs. DET, Apr. 14.

2008-09 HIGHLIGHTS

Recorded 6-21-27 and 28 penalty minutes in 82 games played with PHX...Led the NHL in blocked shots (271) while appearing in all 82 games...One of only three Coyotes to appear in all 82 games...Played all 82 games for the third time in last four seasons...Led the Coyotes in TOI/g (22:42)...Ranked sixth in the NHL in shifts/g (30.6)...Selected as the Coyotes' Hardest working Player and as the team's Masterton Trophy nominee...Scored a goal in win at SJS, Apr. 9...Registered a career high eight SOG at NYI, Mar. 8...Collected a goal, assist and was a plus-3 while playing in his 300th NHL game on Jan. 2 vs. NYI...Logged a season-high 29:01 TOI at PHI, Nov. 22...Scored his first goal of the season vs. CHI, Nov. 18...Recorded two assists and was a plus-3 vs. PIT, Oct. 30.

2007-08 HIGHLIGHTS

Recorded 4-13-17 and 34 penalty minutes in 75 games played with PHX...Led the Coyotes with a career-best plus-9 rating and ranked second on the team in blocked shots (124) and third in TOI/g (21:35)...Ranked 19th in the NHL in shifts/g (29.0)...Tied his career high with two GWGs...Missed the first seven games of the season with an injury before appearing in the final 75 games...Scored the GWG in a 2-0 win vs. STL, Feb. 24...Assisted on the OT GWG at COL, Feb. 4...Scored his second career OT goal and added an assist in a 4-3 win vs. NSH, Jan. 24...Registered his first goal of the season vs. VAN, Dec. 22...Played in his 200th NHL game vs. TOR, Nov. 24...Registered a season-high 28:12 TOI at ANA, Nov. 7.

2006-07 HIGHLIGHTS

Played in all 82 games for the second consecutive season with PHX, recording 4-24-28...One of only two Coyotes to appear in all 82 games...Ranked tied for second on the team in assists (24) and power-play points (14), second in power-play assists (11) and tied for fifth in points...Among Coyotes defensemen, ranked first in assists and second in points...Also led the team in TOI/g (23:39) and in blocked shots (167)...Ranked ninth in the NHL in shifts/g (30.8) and tied for 16th in blocked shots (167)...Finished the season having played in 178 consecutive games...Set new career highs in points (28), assists (24), and shots (144)...Led the team in TOI 32 times during season, including 10 times in an 11-game stretch from Nov. 25-Dec. 21...Registered five multi-point games and four multi-assist games...Picked up two assists and led the team in TOI (26:53) in a 3-2 win over LAK, Jan. 20...Notched a goal and an assist vs. SJS, Dec. 30...It was his second consecutive two-point game after recording two assists at SJS, Dec. 28...Tied career high with a four-game point streak (1-5-6) from Dec. 26-Jan. 1...Recorded the first three-point game of his career with a goal and two assists vs. LAK, Nov. 30.

2005-06 HIGHLIGHTS

Played in all 82 games for PHX, collecting 9-15-24 and 62 penalty minutes...One of only three Coyotes to play in all 82 games...Among NHL rookie defensemen, ranked tied for fourth in goals (9), tied for 13th in assists (15), tied for 11th in points (24), tied for third in PPGs (5), tied for 12th in plus/minus (plus-4), fourth in TOI/g (22:49) and first in blocked shots (166)...Led all NHL rookies and Coyotes in blocked shots (166)...Led Coyotes in TOI/g (22:49)...Among Coyotes defensemen, ranked second in goals (9), first in plus/minus (plus-4) and second in shots (105)...Led team in ice time in 38 of the final 60 games of season...Skated Coyotes' season-high 31:19 and was a plus-2 in 4-3 shootout win vs. EDM, Jan. 21...Scored a goal and led Coyotes with 26:46 TOI and four blocked shots in 6-3 win vs. FLA, Jan. 19...Scored GWG in 2-1 OT win vs. ANA, Nov. 12...Compiled four-game point streak (1-3-4) from Oct. 20-27...Scored first goal as Coyote in 3-2 vs. CGY, Oct. 27...Recorded assist in third straight game with helper on OT GWG in 5-4 win vs. STL, Oct. 25...Recorded first point as Coyote with assist in 5-4 SOL vs. NSH, Oct. 13...Switched No. from 39 to 4 prior to game vs. NSH, Oct. 13...Played first game as Coyote at VAN, Oct. 5.



PACK FACT

Led Pittsburgh in blocked shots (144) during the 2011-12 season.

2004-05 HIGHLIGHTS

Collected 7-17-24 and 48 penalty minutes in 76 games with Houston (AHL)...Among club defensemen, ranked second in assists and third in points...Set AHL career highs in goals, assists and points...Scored five power-play goals...**2005 Playoffs:** Played in all five games and tied for team lead in scoring with 1-2-3.

2003-04 HIGHLIGHTS

Split season between MIN and Houston (AHL)...Began season with Houston and recalled by MIN on three different occasions...In his first NHL season, played in 22 games and recorded 1-1-2, four penalty minutes and 14:13 TOI...Made NHL debut vs. PIT, Jan. 16...Collected first NHL point (goal) at SJS, Mar. 10...Recorded first NHL assist vs. DAL, Apr. 2...In 55 games with Houston (AHL), recorded 5-16-21 and 32 penalty minutes...Three of his five goals came on the power-play.

2002-03 HIGHLIGHTS

Played in 62 regular season games with Houston (AHL), registering 4-10-14 and 26 penalty minutes in his first pro season...Ranked third on team in plus/minus (plus-16)...Two of his four goals were GWG...**2003 Playoffs:** Won 2003 Calder Cup Championship with Houston as Aeros defeated Hamilton four games to three...Collected 1-1-2 and six penalty minutes while playing in all 23 playoff games.

2001-02 HIGHLIGHTS

Prior to start of season, signed by MIN as a free agent, Sept. 29, 2001...In his final season in junior hockey, recorded 16-35-51 and 54 penalty minutes in 68 games with Shawinigan (QMJHL)...Ranked tied for third on team in power-play goals (14), tied for fifth in assists and sixth in points...Finished second among club defensemen in goals, assists and points...**2002 Playoffs:** Ranked third on team in playoff points with 8-9-17 in 12 games.

INTERNATIONAL CAREER

2011: Helped lead the Czech Republic to a bronze medal at the IIHF World Championship in Slovakia...Played in eight games recording one assist and six penalty minutes...**2010:** Played in five games for the Czech Republic at the Olympic Games in Vancouver, B.C...**2008:** Played for the Czech Republic at the IIHF World Championship in Halifax and Quebec City, appearing in seven games...**2007:** Played for Team Czech Republic at IIHF World Championship in Moscow...Registered an assist in seven games...**2006:** Represented the Czech Republic at the IIHF World Championship in Latvia, recording three goals and six penalty minutes in nine games to help team win the silver medal.

PERSONAL

Zbynek and his wife, Helena, have a son named Andreas and a daughter named Ella...His brother Milan is a member of the Ottawa Senators...Likes to vacation in Croatia...His favorite bands are Green Day and Nickelback...Favorite movie is Legends of the Fall...His favorite player growing up was Jaromir Jagr...Played soccer growing up...His favorite hockey moments were playing in the 2006 IIHF World Championship Final and playing his first NHL game...Enjoys playing tennis...His first car was a Jeep Cherokee.

MICHALEK'S PROFESSIONAL CAREER RECORD

SEASON	TEAM	LEAGUE	GP	G	A	PTS	PP	SH	GW	+/-	PIM
2002-03	Houston	AHL	62	4	10	14	-	-	-	-	26
2003-04	Minnesota	NHL	22	1	1	2	0	0	0	-7	4
	Houston	AHL	55	5	16	21	3	0	0	-5	32
2004-05	Houston	AHL	76	7	17	24	5	0	1	-10	48
2005-06	Phoenix	NHL	82	9	15	24	5	0	2	4	62
2006-07	Phoenix	NHL	82	4	24	28	3	0	0	-20	34
2007-08	Phoenix	NHL	75	4	13	17	0	0	2	9	34
2008-09	Phoenix	NHL	82	6	21	27	0	0	0	-13	28
2009-10	Phoenix	NHL	72	3	14	17	2	0	1	5	30
2010-11	Pittsburgh	NHL	73	5	14	19	1	0	2	0	30
2011-12	Pittsburgh	NHL	62	2	11	13	0	0	0	0	24
FRANCHISE TOTALS			393	26	87	113	10	0	5	-15	188
NHL TOTALS			550	34	113	147	11	0	7	-22	246

MICHALEK'S PROFESSIONAL POSTSEASON CAREER RECORD

SEASON	TEAM	LEAGUE	GP	G	A	PTS	PIM
2002-03	Houston	AHL	23	1	1	2	6
2003-04	Houston	AHL	2	1	0	1	0
2004-05	Houston	AHL	5	1	2	3	4
2009-10	Phoenix	NHL	7	0	2	2	2
2010-11	Pittsburgh	NHL	7	0	1	1	0
2011-12	Pittsburgh	NHL	6	0	1	1	0
FRANCHISE TOTALS			7	0	2	2	2
NHL TOTALS			20	0	4	4	2

MICHALEK'S AMATEUR/INTERNATIONAL CAREER RECORD

SEASON	TEAM	LEAGUE	GP	G	A	PTS	PP	SH	GW	+/-	PIM
1999-00	Karlovy Vary Jr.	Czech Jr.	40	2	10	12	-	-	-	-	20
2000-01	Shawinigan	QMJHL	69	10	29	39	-	-	-	-	52
2001-02	Shawinigan	QMJHL	68	16	35	51	-	-	-	-	54

2011-12 REAL TIME STATS

BLOCKS: 144
SHOTS: 77
HITS: 47

CAREER HIGHLIGHTS

MOST GOALS/GAME:

1 – 34 times (last 3/5/12 vs. PHX)^

MOST ASSISTS/GAME:

2 – 5 times (last 10/30/08 vs. PIT)+

MOST POINTS/GAME:

3 – 11/30/06 vs. LA+

MOST PIM/GAME:

4 – 14 times (last 2/25/12 vs. TBL)^

MOST SHOTS/GAME:

8 – 3/8/09 at NYI+

LONGEST GOAL STREAK:

2 games – 3/13/11-3/15/11^

LONGEST ASSIST STREAK:

4 games – 12/26/06-1/1/07+

LONGEST POINT STREAK:

4 games – 12/26/06-1/1/07+

CAREER HAT TRICKS:

NONE

MULTIPLE POINT GAMES:

9 (last 3/8/11 vs. BUF)^

FIRSTS

FIRST COYOTES GAME:

10/5/05 at VAN

FIRST COYOTES GOAL:

10/27/05 vs. CGY

FIRST COYOTES ASSIST:

10/13/05 vs. NSH

FIRST NHL GAME:

01/16/04 vs. PIT*

FIRST NHL GOAL:

03/9/04 at SJ*

FIRST NHL ASSIST:

04/2/04 vs. DAL*

* w/ MIN, ^ w/ PIT, + w/ PHX



DEREK MORRIS

53



Defense

6'0" • 200

Shoots: Right

Born: **Aug. 24, 1978**

Edmonton, Alberta

Age: **34**

Career vs. NHL

TEAM	GP	G	A	PTS	PIM
ANA	67	2	16	18	65
BOS	13	1	3	4	10
BUF	16	1	5	6	8
CGY	35	4	9	13	32
CAR	18	1	8	9	16
CHI	54	3	25	28	34
COL	48	8	9	17	39
CBJ	34	6	5	11	54
DAL	61	4	15	19	91
DET	44	6	18	24	22
EDM	55	3	18	21	60
FLA	19	1	4	5	15
LAK	63	3	18	21	61
MIN	37	2	9	11	30
MTL	23	3	7	10	35
NSH	46	4	15	19	73
NJD	16	3	1	4	10
NYI	17	2	0	2	8
NYR	16	1	2	3	6
OTT	20	1	8	9	12
PHI	23	1	11	12	16
PHX	25	2	8	10	10
PIT	18	1	9	10	16
SJS	65	8	19	27	63
STL	46	3	19	22	25
TBL	19	2	6	8	6
TOR	20	4	8	12	15
VAN	56	6	21	27	69
WSH	15	0	3	3	12
WPG	16	1	10	11	14
TOTALS	1005	87	309	396	927

ACQUIRED

From Boston in exchange for a third round choice in the 2011 Entry Draft, Mar. 3, 2010

DRAFTED

Calgary's first choice (first round, 13th overall) in the 1996 Entry Draft

2011-12 HIGHLIGHTS

Played in 59 games recording 2-9-11...Had 78 blocked shots...Played in his 1,000th career NHL game vs. STL, Mar. 25...Scored his second goal of the season and skated a season-high 27:25 at SJS, Mar. 24...Scored his first goal of the season at DAL, Feb. 7...Recorded 0-2-2 at BUF, Nov. 19...Blocked four shots at TOR, Nov. 15...Collected an assist in a 3-2 OT victory vs. LAK, Oct. 29...**2012 Playoffs:** Third among Coyotes defensemen in scoring with 2-4-6 in 16 postseason games...Had a plus-4 rating and 24 penalty minutes...First on the team in shifts/g (32.3) and second in TOI/g (22:49)...Led the team in blocked shots (36)...Played in all five games of the WCF against LAK and notched 1-1-2 in Game 1, May 12...Appeared in all five games of the WCSF against NSH...Scored a goal in Game 5 vs. NSH, May 7...Appeared in all six games of the WCQF against CHI...Led the team in blocked shots (24) in the WCQF...Collected an assist in Game 2 vs. CHI, Apr. 14.

2010-11 HIGHLIGHTS

Recorded 5-11-16 in 77 games...Led the team in blocked shots (136)...Third in TOI/g (21:03)...Collected his 300th career NHL assist vs. SJS, Mar. 26...Recorded fifth goal of the season vs. CBJ, Mar. 25...Led the team in TOI (25:32) at NSH, Feb. 19...Scored the GWG at CBJ, Jan. 11...Played in his 900th career NHL game at DAL, Dec. 26...Posted a season-high 30:07 TOI vs. FLA, Dec. 4...Blocked six shots at CGY, Nov. 17...Scored his first goal of the season at MTL, Oct. 25...**2011 Playoffs:** Did not play due to injury.

2009-10 HIGHLIGHTS

Finished with 4-25-29 in a total of 76 games with PHX and BOS...Registered 1-3-4 in 18 games with the Coyotes after being acquired from BOS on Mar. 3 for his second stint with the team...Finished with his highest assist/point totals since 2003-04...Scored his first goal after returning to the Coyotes on vs. COL, Mar. 27...Registered 3-22-25 in 58 games with BOS prior to trade...Collected two assists at TBL, Feb. 11...Notched a goal and an assist at PIT, Nov. 14...Compiled a three-game point streak (1-4-5) from Oct. 21-24...Scored his first goal as a Bruin at PHI, Oct. 22...Played his 800th career NHL game on Oct. 17 at PHX...Recorded his first points as a Bruin with two power-play assists vs. CAR, Oct. 3...**2010 Playoffs:** Appeared in all seven playoff games vs. DET, recording 1-3-4 and 11 penalty minutes...Scored the GWG and collected two assists in Game 1 vs. DET, Apr. 14, for a playoff career high three points.

2008-09 HIGHLIGHTS

Began the season with PHX, recording 5-7-12 in 57 games prior to being traded to the NYR in exchange for Petr Prucha, Nigel Dawes and Dmitri Kalinin on Mar. 4...Collected eight assists in 18 games with the NYR...Had four multi-point games on the season...Collected two assists at PHI, Apr. 12...Picked up his first point in a Rangers uniform with an assist vs. BOS, Mar. 8...Recorded a goal and an assist vs. DET, Jan. 20...Matched his career-best with a four-game point streak (2-3-5) from Nov. 28-Dec. 4...Had his consecutive-games played streak snapped at 203 when he missed three games with an injury from Nov. 22-26...**2009 Playoffs:** Appeared in all seven of the Rangers' playoff games vs. WSH, collecting two assists.

2007-08 HIGHLIGHTS

Ended the season having played in 185 consecutive games dating back to 2005-06...Recorded 8-17-25 and 83 PIM in 82 games with the Coyotes...Ranked second on the team in plus/minus (plus-8), TOI/g (21:42) and third in blocked shots (115)...Won the Coyotes Man of the Year Award and Beth Champie Booster Club Award...Registered a season-high three points (1-2-3) at EDM, Mar. 18...Played in his 700th career NHL game at CHI, Feb. 27...Collected a goal in back-to-back games on Feb. 19 and Feb. 22...Registered two assists vs. CHI, Jan. 3...Scored a goal vs. TOR to record his 300th career NHL point, Nov. 24.

2006-07 HIGHLIGHTS

In his ninth NHL season was one of two Coyotes players to appear in all 82 games...Finished with 6-19-25...Ranked tied for second among Coyotes defenseman in goals (6)...Tied his career high with 115 penalty minutes, which ranked third on the team...Also ranked tied for third in power-play assists (10), third in blocked shots (82), fourth in TOI/g (20:29) and fifth in hits (77)...Picked up the GWG and an assist vs. VAN, Apr. 8...Played in his 600th career NHL game at COL, Jan. 17...Had a three-game point streak (1-2-3) from Dec. 14-21...Scored a goal in a win vs. NJD, Nov. 22...Scored a goal and was a plus-4 vs. NYI, Oct. 5.

2005-06 HIGHLIGHTS

Played 53 games with the Coyotes, recording 6-21-27 and 54 penalty minutes...Missed 29 games due to injury during season...Finished season with six multi-point games...Registered 3-6-9 over last 10 games of season...Posted a goal and assist in 5-4 win at SJS, Dec. 28...Scored GWG in OT and collected an assist in 4-3 win at EDM, Oct. 18...Recorded first point of season with assist and played 23:44 TOI vs. NSH, Oct. 13.

2003-04 HIGHLIGHTS

Collected 6-26-32 and 49 penalty minutes with COL and PHX in 83 games...Joined the Coyotes at the trade deadline from COL...Played in 14 games with PHX, recording 0-4-4...Averaged 25:02 TOI with PHX, an increase of 4:09 per game after joining the Coyotes...Led the NHL (along with Calgary's Marcus Nilson) in games played with 83, a career high...Finished second among Coyotes defensemen in scoring...Ranked fifth on the Coyotes in scoring and assists; third in shots (167); and fourth in average TOI (21:35)...Played in four games in four different cities in four different states/provinces and two countries in four days (Mar. 7 - COL vs. CGY in Denver; Mar. 8 - COL vs. VAN in Vancouver; Mar. 9 - PHX vs. LAK in Los Angeles; Mar. 10 - PHX vs. LAK in Glendale)...Recorded an assist in his Coyotes debut at LAK, Mar. 9...Played his 500th NHL Game at CGY, Mar. 31...Played in 69 games with COL, registering 6-22-28 and 47 PIM...At the time of his trade, ranked fourth on Avalanche in average TOI and second among Avs defensemen in points and shots...With COL, registered a single-game career high with 1-3-4 at SJS, Nov. 11.

2002-03 HIGHLIGHTS

Prior to the start of the season, traded to COL from CGY with Jeff Shantz and Dean McAmmond for Chris Drury and Stephane Yelle, Oct. 1, 2002...Set career highs in goals (11), assists (37), points (48), PPGS (9), GWGS (7) and plus/minus (plus-16)...Finished tied for seventh in scoring among NHL defensemen...Also ranked first in GWGS, tied for third in PPGS, tied for eighth in assists and shots, and tied for 12th in goals among NHL defensemen...Finished tied for 11th in the NHL in GWGS...Led COL in GWGS and finished second in PPGS...Ranked third on Avalanche in TOI/g (23:49) and shots; fourth in assists; sixth in points and plus/minus...Led Avalanche defensemen in assists and points; tied for second in goals...Nine of his 11 goals came on power-play...Tied his career high four-game point streak (1-4-5) from Nov. 12-17...Missed seven games with an injury...Following the injury, collected 6-13-19, including four GWGS in his last 28 games...200th NHL point at DET, Mar. 15...400th career NHL game vs. PIT, Mar. 1...**2003 Playoffs:** Made his NHL playoff debut, registering three assists in seven games...Ranked tied for second on team in assists and third in average TOI (22:44).

2001-02 HIGHLIGHTS

In his final season with CGY, recorded 4-30-34...Despite playing in only 61 games, ranked second on team in shots, third in power-play points (2-19-21), tied for third in assists and fourth in points...Led Flames defensemen in assists and points...Recorded the second highest assist total of his career...Tied his career high in penalty minutes...Led CGY in average TOI (24:40)...Missed 21 games due to injury.

2000-01 HIGHLIGHTS

Missed the first 31 games of the season due to contract negotiations, agreed to terms on Nov. 29 and played in his first game on Dec. 13...Finished the season with 5-23-28 in only 51 games...Ranked 11th in the NHL in average TOI with 25:51, a career high...Led Flames defensemen in goals; ranked second in assists and points...Finished tied for third on team in GWGS; fourth in shots and fifth in assists.



PACK
FACT

Played in his 1,000th career NHL game versus St. Louis on March 25, 2012.

1999-2000 HIGHLIGHTS

Recorded 9-29-38 in 78 games with CGY...Ranked 21st among NHL defensemen in scoring...Finished second among Flames defensemen in goals, assists and points...Led the team in average TOI (24:51)...Ranked third on team in shots, tied for fourth in plus/minus and fifth in assists and points...Missed four games due to injury...100th NHL point at STL, Apr. 5.

1998-99 HIGHLIGHTS

Finished second among Flames defensemen in goals, assists and points...Tied for third on the team in assists, fifth in shots and sixth in points and plus/minus...Missed 10 games due to injury.

1997-98 HIGHLIGHTS

In his first NHL season was one of only two Flames to play in all 82 games...Named to the 1998 NHL All-Rookie Team...Led Flames defensemen in goals and points; second in assists...Ranked second in scoring among NHL rookie defensemen...One of two rookies to score a shorthanded goal during the season...Ranked second among NHL rookies in shorthanded points with 1-2-3...Ranked third among rookies and first among rookie defensemen with 5 PPGS.

1996-97 HIGHLIGHTS

Made his professional debut playing in seven regular season games and five playoff games with Saint John (AHL)...Led all WHL defensemen in scoring with 75 points...Earned WHL East First All-Star Team Honors...Selected to play in the 1997 WHL All-Star Game...Named WHL Player of the Month for January, recording 20 points in 15 games.

1995-96 HIGHLIGHTS

Named Regina Pats Rookie of the Year, finishing second in scoring among Pats defensemen.

1994-95 HIGHLIGHTS

Voted Best Defenseman at the 1995 Air Canada Cup midget tournament while playing with the Red Deer Midgets.

INTERNATIONAL CAREER

2004: Helped lead Canada to a gold medal at the IIHF World Championship in Prague, Czech Republic, collecting 0-5-5 in nine games...Ranked tied for fifth in defensemen scoring...**2001:** Played in seven games for Canada at the IIHF World Championship in Germany, recording 1-1-2...**1999:** Represented Team Canada at the IIHF World Championship in Norway and collected four assists in 10 games.

PERSONAL

Derek and his wife Jodie have three sons: Traiten, Presley and Asher...Spends his summers in the Valley and trains at Athletes Performance Institute in Tempe...His charity of choice is the Epilepsy Association...Likes watching baseball and playing with his kids in the off-season...His childhood hockey hero was Paul Coffey...Is a big fan of Mike Myers and his "Austin Powers" movies...Loves the outdoors and his hobbies include hunting, fishing, golfing, softball and motor biking...His favorite vacation spot is Maui...His favorite band is Metallica...His first job was at a Jet Ski rental shop...His favorite TV show is CSI Miami...His favorite movie is "Shawshank Redemption"...His most memorable NHL moment was his first game...Began skating at age four...Nickname is "Mo".

MORRIS' PROFESSIONAL CAREER RECORD

SEASON	TEAM	LEAGUE	GP	G	A	PTS	PP	SH	GW	+/-	PIM
1996-97	Saint John	AHL	7	0	3	3	-	-	-	-	7
1997-98	Calgary	NHL	82	9	20	29	5	1	1	1	88
1998-99	Calgary	NHL	71	7	27	34	3	0	2	4	73
1999-00	Calgary	NHL	78	9	29	38	3	0	2	2	80
2000-01	Calgary	NHL	51	5	23	28	3	1	4	-15	56
	Saint John	AHL	3	1	2	3	-	-	-	-	2
2001-02	Calgary	NHL	61	4	30	34	2	0	1	-4	88
2002-03	Colorado	NHL	75	11	37	48	9	0	7	16	68
2003-04	Colorado	NHL	69	6	22	28	2	0	1	4	47
	Phoenix	NHL	14	0	4	4	0	0	0	-5	2
2004-05	Did Not Play										
2005-06	Phoenix	NHL	53	6	21	27	4	1	2	-7	54
2006-07	Phoenix	NHL	82	6	19	25	2	0	1	-18	115
2007-08	Phoenix	NHL	82	8	17	25	2	0	0	8	83
2008-09	Phoenix	NHL	57	5	7	12	0	1	0	-13	24
	NY Rangers	NHL	18	0	8	8	0	0	0	3	16
2009-10	Boston	NHL	58	3	22	25	2	0	0	-2	26
	Phoenix	NHL	18	1	3	4	0	0	0	4	11
2010-11	Phoenix	NHL	77	5	11	16	1	0	1	-2	58
2011-12	Phoenix	NHL	59	2	9	11	0	0	0	-12	38
FRANCHISE TOTALS			442	33	91	124	9	2	4	-45	385
NHL TOTALS			1005	87	309	396	38	4	22	-36	927

MORRIS' PROFESSIONAL POSTSEASON CAREER RECORD

SEASON	TEAM	LEAGUE	GP	G	A	PTS	PIM
1996-97	Saint John	AHL	5	0	3	3	7
2002-03	Colorado	NHL	7	0	3	3	6
2008-09	N.Y. Rangers	NHL	7	0	2	2	0
2009-10	Phoenix	NHL	7	1	3	4	11
2011-12	Phoenix	NHL	16	2	4	6	24
FRANCHISE TOTALS			23	3	7	10	35
NHL TOTALS			37	3	12	15	41

MORRIS' AMATEUR/INTERNATIONAL CAREER RECORD

SEASON	TEAM	LEAGUE	GP	G	A	PTS	PP	SH	GW	+/-	PIM
1994-95	Red Deer	AMHL	31	6	35	41	-	-	-	-	74
1995-96	Regina	WHL	67	8	44	52	-	-	-	-	70
1996-97	Regina	WHL	67	18	57	75	-	-	-	-	180

2011-12 REAL TIME STATS

HITS: 95
BLOCKS: 78
SHOTS: 72

CAREER HIGHLIGHTS

MOST GOALS/GAME:

2 – 11/16/98 vs. DET*

MOST ASSISTS/GAME:

3 – 4 times (last 11/11/03 at SJS)#

MOST POINTS/GAME:

4 – 11/11/03 at SJS#

MOST PIM/GAME:

19 – 2 times (last 4/13/02 vs. VAN)*

MOST SHOTS/GAME:

10 – 1/6/00 at CHI*

LONGEST GOAL STREAK:

2 games – 6 times (last 11/28/08-11/29/08)+

LONGEST ASSIST STREAK:

4 games – 3 times (last 3/28/02-4/4/02)*

LONGEST POINT STREAK:

4 games – 6 times (11/28/08 - 12/4/08)+

CAREER HAT TRICKS:

NONE

MULTIPLE POINT GAMES:

65 (last 11/19/11 at BUF)+

FIRSTS

FIRST COYOTES GAME:

3/9/04 at LAK

FIRST COYOTES GOAL:

10/18/05 at EDM

FIRST COYOTES ASSIST:

3/9/04 at LAK

FIRST NHL GAME:

10/1/97 vs. DET*

FIRST NHL GOAL:

10/14/97 at DAL*

FIRST NHL ASSIST:

10/12/97 vs. DET*

* w/ CGY, # w/ COL, + w/ PHX

DAVID MOSS

18



ACQUIRED

Signed as a free agent, July 1, 2012

DRAFTED

Calgary's ninth choice (seventh round, 220th overall) in the 2001 Entry Draft

2011-12 HIGHLIGHTS

Recorded 2-7-9 and 12 penalty minutes in an injury-shortened 32 games...Totalled 82 shots...Registered a season-high seven shots and collected an assist at MIN, Mar. 11...Scored a goal vs. MTL, Mar. 6...Played in his 300th career NHL game at ANA, Mar. 2...Had an assist in back-to-back games vs. COL, Oct. 26 and vs. STL, Oct. 28...Skated a season-high 18:44 and had an assist vs. COL, Oct. 26...Notched a goal at MTL, Oct. 13.

2010-11 HIGHLIGHTS

Recorded 17-13-30 and a plus-9 rating in 58 games with CGY...Fourth on CGY in GWGS (3) and tied for third in PPGS (5)...Recorded nine multi-point games...Scored a goal vs. VAN, Mar. 12...Recorded a goal in three straight games from Feb. 25-Mar. 1...Collected a career high four points (1-3-4) at COL, Feb. 14...Had a pair of assists vs. ANA, Feb. 11...Registered 2-1-3 vs. STL, Jan. 26...Scored a pair of goals and had an assist vs. DAL, Jan. 21...Netted a pair of goals at OTT, Jan. 14...Posted 1-1-2 vs. BUF, Dec. 27...Had 1-2-3 vs. CHI, Nov. 19...Scored a goal and had an assist at COL, Nov. 9...Missed the first 11 games of the season with an injury.

2009-10 HIGHLIGHTS

Posted 8-9-17 in 64 games with CGY...Skated in a season-high 19:14 at WSH, Mar. 28...Scored a goal at NJD, Mar. 5...Had a season-high eight SOG at VAN, Jan. 9...Scored a goal and played in his 200th career NHL game at NSH, Jan. 5...Posted a five-game point streak (2-3-5) from Nov. 25-Dec. 3...Netted the GWG at NSH, Nov. 30...Scored a goal at LAK, Nov. 21...Notched a goal vs. EDM, Oct. 24...Scored twice, including the GWG with 49 seconds left at EDM, Oct. 3.

2008-09 HIGHLIGHTS

Set career highs in goals (20), assists (19) points (39) and games (81) with CGY...Tied for second on the team in GWGS (4) and fourth on the team in PPGS (8)...Had seven multi-point games...Collected a pair of assists and skated in a season-high 21:13 vs. DET, Mar. 23...Recorded first career hat trick, including the GWG at OTT, Mar. 3...Notched two assists at PHX, Feb. 14...Had an assist and a season-high nine SOG at SJS, Jan. 15...Scored the GWG vs. STL, Jan. 13...Netted two goals vs. SJS, Jan. 6...Had a goal and an assist at DET, Dec. 10...Scored a goal in four straight games Nov. 29-Dec. 7...Had a pair of assists vs. PHX, Nov. 4...**2009 Playoffs:** Scored three goals in six games of the WCQF against CHI...Registered a pair of goals, including the GWG, in Game 3 of the WCQF vs. CHI, Apr. 20...Netted a goal in Game 1 at CHI, Apr. 16.

2007-08 HIGHLIGHTS

Recorded 4-7-11 and 10 penalty minutes in an injury-shortened 41 games with CGY...Collected 1-1-2 and had a plus-3 rating at VAN, Apr. 5...Scored a goal at VAN, Mar. 30...Recorded a point in three straight games (1-2-3) from Jan. 16-22...**2008 Playoffs:** Played in five games of the WCQF against SJS and recorded 1-1-2...Scored a goal in Game 5 at SJS, Apr. 17.

2006-07 HIGHLIGHTS

In his rookie NHL season, played in 41 games, recording 10-8-18...Registered 9-12-21 in 28 games with Omaha (AHL)...Scored a goal at COL, Apr. 8...Collected 1-1-2 vs. STL, Mar. 12...Had a pair of assists vs. LAK, Jan. 30 and at NSH, Jan. 15...Set a new Flames record as the only rookie to score in his first three games (12/19-12/27)...Scored his second career goal, in his second career game, on his second career shot vs. VAN, Dec. 26...Played his first NHL game and scored the GWG on his first career shot (Dec. 19)...**2007 Playoffs:** Played in all six games of the WCQF against DET...Scored his first career playoff point (assist) in Game 3 vs. DET...Made his Stanley Cup playoff debut at DET in Game 1 of the WCQF, Apr. 12.

2005-06 HIGHLIGHTS

Led Omaha (AHL) in rookie scoring with 21-27-48...Led the team in PPGS (16)...Missed the final 15 games of the season with an injury...Matched a team-high with four points (2-2-4) vs. Houston on March 12...Set an Omaha (AHL) record by scoring goals in five straight games from Feb. 16-24.

2004-05 HIGHLIGHTS

Recorded 10-20-30 at Michigan (CCHA)...Received Michigan's Howard Colby Award for sportsmanship...Set career highs in assists (20), game-winning goals (2) and power-play goals (4).

2003-04 HIGHLIGHTS

Posted 8-12-20 in 38 games for Michigan (CCHA).

2002-03 HIGHLIGHTS

Received the Alton D. Simms Trophy as the Wolverines' most improved player...Ranked fifth on the team in points with 14-17-31.

Right Wing

6'4" • 210

Shoots: **Right**

Born: **Dec. 28, 1981**

Livonia, Michigan

Age: **31**

Career vs. NHL

TEAM	GP	G	A	PTS	PIM
ANA	12	2	2	4	4
BOS	3	0	0	0	0
BUF	5	2	1	3	0
CGY	0	0	0	0	0
CAR	2	0	0	0	2
CHI	15	2	2	4	8
COL	30	6	11	17	8
CBJ	14	1	3	4	4
DAL	17	3	2	5	4
DET	16	1	6	7	8
EDM	25	5	3	8	4
FLA	2	1	0	1	0
LAK	16	4	4	8	4
MIN	31	1	5	6	10
MTL	8	3	0	3	2
NSH	17	3	5	8	4
NJD	3	1	1	2	0
NYI	3	2	0	2	2
NYR	4	1	0	1	4
OTT	5	5	0	5	2
PHI	2	0	0	0	0
PHX	14	2	5	7	2
PIT	4	0	0	0	2
SJS	13	3	1	4	4
STL	15	7	4	11	2
TBL	2	0	2	2	0
TOR	7	0	1	1	0
VAN	26	6	3	9	10
WSH	2	0	2	2	0
WPG	4	0	0	0	4
TOTALS	317	61	63	124	94



PACK FACT

Scored a career high 20 goals with Calgary during the 2008-09 season.

2001-02 HIGHLIGHTS

Received Michigan's Howard Colby Award for sportsmanship...Recorded 4-9-13 in 43 games...One of four players and two freshmen to skate in all 43 games.

2000-01 HIGHLIGHTS

Posted 20-18-38 in 51 games with Cedar Rapids (USHL) and 2-2-4 in nine games with St. Louis (NAHL).

INTERNATIONAL CAREER

2010: Represented Team USA at the IIHF World Championship in Germany, scoring once and adding two assists in six games.

PERSONAL

Nickname is "Mosser"...His favorite player growing up was Steve Yzerman...Other favorites are The Gaslight Anthem (band) and "Step Brothers" (movie)...Favorite vacation spot is Northern Michigan...Enjoys playing golf.

MOSS' PROFESSIONAL CAREER RECORD

SEASON	TEAM	LEAGUE	GP	G	A	PTS	PP	SH	GW	+/-	PIM
2005-06	Omaha	AHL	63	21	27	48	16	0	2	0	28
2006-07	Omaha	AHL	28	9	12	21	4	0	2	1	22
	Calgary	NHL	41	10	8	18	3	0	1	5	12
2007-08	Calgary	NHL	41	4	7	11	0	0	0	-4	10
2008-09	Calgary	NHL	81	20	19	39	8	0	4	-5	22
2009-10	Calgary	NHL	64	8	9	17	3	0	2	-9	20
2010-11	Calgary	NHL	58	17	13	30	5	0	3	9	18
2011-12	Calgary	NHL	32	2	7	9	0	0	0	-3	12
NHL TOTALS			317	61	63	124	19	0	10	-7	94

MOSS' PROFESSIONAL POSTSEASON CAREER RECORD

SEASON	TEAM	LEAGUE	GP	G	A	PTS	PIM
2006-07	Calgary	NHL	6	0	1	1	0
2007-08	Calgary	NHL	5	1	1	2	4
2008-09	Calgary	NHL	6	3	0	3	0
NHL TOTALS			17	4	2	6	4

MOSS' AMATEUR/INTERNATIONAL CAREER RECORD

SEASON	TEAM	LEAGUE	GP	G	A	PTS	PP	SH	GW	+/-	PIM
2000-01	St. Louis	NAHL	9	2	2	4	-	-	-	-	2
	Cedar Rapids	USHL	51	20	18	38	-	-	-	-	14
2001-02	Michigan	CCHA	43	4	9	13	0	0	0	-2	10
2002-03	Michigan	CCHA	43	14	17	31	4	0	1	13	37
2003-04	Michigan	CCHA	38	8	12	20	4	0	1	-5	18
2004-05	Michigan	CCHA	38	10	20	30	4	0	2	10	26

2011-12 REAL TIME STATS

SHOTS: 82
BLOCKS: 24
TAKEAWAYS: 15

CAREER HIGHLIGHTS

MOST GOALS/GAME:

3 – 3/3/09 at OTT*

MOST ASSISTS/GAME:

3 – 2/14/11 at COL*

MOST POINTS/GAME:

4 – 2/14/11 at COL*

MOST PIM/GAME:

6 – 12/5/10 at CHI*

MOST SHOTS/GAME:

9 – 1/15/09 at SJS*

LONGEST GOAL STREAK:

4 games – 11/29/08-12/7/08*

LONGEST ASSIST STREAK:

3 games – 11/25/09-11/28/09*

LONGEST POINT STREAK:

5 games – 11/25/09-12/3/09*

CAREER HAT TRICKS:

1 – 3/3/09 at OTT*

MULTIPLE POINT GAMES:

21 – (last 2/14/11 at COL*)

FIRSTS

FIRST COYOTES GAME:

NONE

FIRST COYOTES GOAL:

NONE

FIRST COYOTES ASSIST:

NONE

FIRST NHL GAME:

12/19/06 at LAK*

FIRST NHL GOAL:

12/19/06 at LAK*

FIRST NHL ASSIST:

1/15/07 at NSH*

* w/ CGY

DAVID SCHLEMKO

6



Defense

6'1" • 190

Shoots: **Left**

Born: **May 7, 1987**

Edmonton, Alberta

Age: **25**

ACQUIRED

Signed as a free agent, July 19, 2007

DRAFTED

Not drafted

2011-12 HIGHLIGHTS

Established a career high in games played (46) and matched a career high in assists (10)...Posted 1-10-11 and a plus-7 rating...Had a career-best 58 SOG and ranked fourth on the team in blocked shots (88)...Missed 28 games (1/10-3/12) with an injury suffered vs. NYI, Jan. 7...Collected an assist in a 3-2 win vs. NSH, Dec. 6...Played a season-high 25 minutes and had an assist in a 4-3 SO win at CHI, Dec. 5...Recorded an assist in three straight games (0-4-4) Oct. 27-Nov. 2...Had a pair of assists in a 5-3 win vs. NJD, Oct. 27...Scored a goal in a 5-2 win at NSH, Oct. 13...**2012**

Playoffs: Averaged 16:13 TOI/game in five postseason games.

2010-11 HIGHLIGHTS

Played in 43 games and established career highs in goals (4), assists (10), points (14), plus/minus (plus-8) and PIM (24)...Recorded a goal vs. DAL, Mar. 29...Collected an assist and blocked three shots vs. STL, Mar. 22...Recorded an assist at VAN, Mar. 18...Scored a goal in back-to-back games at TBL, Feb. 23 and at CBJ, Feb. 25...Recorded the second multi-point game of his career (1-1-2) at TBL, Feb. 23...Missed 15 games with an upper-body injury (1/18-2/22)...Set a new career high for assists in a season (5) at ANA, Dec. 5...Posted a three-game assist streak (0-4-4) from at EDM, Nov. 19, to vs. EDM, Nov. 23...Set a new career high with 0-2-2 vs. EDM, Nov 23...**2011 Playoffs:** Played in four games in the WCQF vs. DET recording one goal and four penalty minutes...Notched a PPG in Game 3 of the WCQF vs. DET, Apr. 18...Made his Stanley Cup playoff debut in Game 1 at DET, Apr. 13.

2009-10 HIGHLIGHTS

Played in 55 games for San Antonio (AHL), recording 5-26-31 and 30 PIM...Ranked third in scoring among Rampage defensemen...Set AHL career highs in assists, points and penalty minutes...Also played in 17 games for the Coyotes, collecting 1-4-5 and a plus-1 rating...Recorded an assist in back-to-back games, at CGY (Nov. 25) and vs. DAL (Nov. 27)...Logged a career high 24:19 TOI vs. TBL, Nov. 16...Scored his first career NHL goal in win vs. DAL and was plus-3, Nov. 14...Made his season debut for the Coyotes vs. CHI on Nov. 5, recording an assist and three SOG...Finished the AHL season with seven multi-point games...Scored two goals at Chicago (AHL), Feb. 17...Recorded 1-2-3 vs. Peoria, Mar. 17...Collected two assists in each of the last two games of the AHL season (Apr. 10 vs. Rockford; Apr. 11 vs. Houston).

2008-09 HIGHLIGHTS

Appeared in 68 games with San Antonio (AHL), recording 7-22-29 and 20 penalty minutes...Also played in three games with the Coyotes and notched one assist...Recorded his first career NHL point while logging 20:09 TOI vs. CAR, Feb. 7...Made his NHL debut at NSH, Feb. 3...Ranked second among Rampage defensemen in points...Recorded two GWGS and five multi-point games...Registered a four-game point streak (0-5-5) from Oct. 15-25.

2007-08 HIGHLIGHTS

Appeared in 58 games for Arizona (CHL), recording 10-29-39 and 24 penalty minutes...Ranked fourth among Sundog defensemen in points (29)...Played in 14 playoff games, helping lead Arizona to the CHL President's Cup Championship...Recorded 3-5-8 during the postseason...Also appeared in one regular season game for San Antonio (AHL).

2006-07 HIGHLIGHTS

Registered 8-50-58 and 78 penalty minutes in 64 games with Medicine Hat (WHL)...Ranked first among WHL defensemen in assists and fifth in points...Named to the WHL Eastern Conference All-Star Second Team...Registered 3-13-16 in 23 playoff games while helping lead Medicine Hat to the WHL Championship and a berth in the Memorial Cup final.

2005-06 HIGHLIGHTS

Finished with 9-35-44 and 44 penalty minutes in 69 games with Medicine Hat (WHL)...Added 2-5-7 and 15 penalty minutes in 13 playoff games.

2004-05 HIGHLIGHTS

Collected 5-24-29 and 23 penalty minutes in 65 games in his first WHL season with Medicine Hat.

PERSONAL

Favorite hockey player growing up was Nicklas Lidstrom...Favorite hockey memory is scoring his first NHL goal...Enjoys spending time with his family and playing golf...Favorite TV show is "Big Brother"...Favorite movie is "Old School"...Nickname is "Schlemer"...David and his wife, Kristen, have a daughter, Ava, and reside in Scottsdale.

Career vs. NHL

TEAM	GP	G	A	PTS	PIM
ANA	11	1	1	2	4
BOS	3	0	1	1	0
BUF	1	0	1	1	0
CGY	6	0	1	1	8
CAR	3	0	1	1	0
CHI	6	0	3	3	2
COL	4	0	1	1	0
CBJ	3	1	1	2	0
DAL	10	2	1	3	0
DET	5	0	0	0	4
EDM	7	0	3	3	4
FLA	2	0	0	0	2
LAK	7	0	2	2	2
MIN	5	0	1	1	2
MTL	2	0	0	0	0
NSH	5	1	1	2	2
NJD	1	0	2	2	0
NYI	1	0	0	0	0
NYR	1	0	0	0	0
OTT	1	0	0	0	0
PHI	3	0	0	0	0
PHX	-	-	-	-	-
PIT	1	0	0	0	2
SJS	4	0	0	0	2
STL	5	0	1	1	4
TBL	3	1	1	2	0
TOR	1	0	0	0	0
VAN	5	0	3	3	0
WSH	1	0	0	0	2
WPG	2	0	0	0	2
TOTALS	109	6	25	31	42



PACK FACT

Appeared in his 100th career NHL game versus Minnesota on December 31, 2011.

SCHLEMKO'S PROFESSIONAL CAREER RECORD

SEASON	TEAM	LEAGUE	GP	G	A	PTS	PP	SH	GW	+/-	PIM
2007-08	Arizona	CHL	58	10	29	39	8	0	1	12	24
	San Antonio	AHL	1	0	0	0	0	0	0	0	4
2008-09	San Antonio	AHL	68	7	22	29	3	0	2	-15	20
	Phoenix	NHL	3	0	1	1	0	0	0	-2	0
2009-10	San Antonio	AHL	55	5	26	31	2	1	0	-4	30
	Phoenix	NHL	17	1	4	5	0	0	0	1	8
2010-11	Phoenix	NHL	43	4	10	14	0	0	0	8	24
	San Antonio	AHL	3	0	0	0	0	0	0	-4	2
2011-12	Phoenix	NHL	46	1	10	11	0	0	0	7	10
FRANCHISE AND NHL TOTALS			109	6	25	31	0	0	0	14	42

2011-12 REAL TIME STATS

BLOCKS: 88
SHOTS: 58
HITS: 52

SCHLEMKO'S PROFESSIONAL POSTSEASON CAREER RECORD

SEASON	TEAM	LEAGUE	GP	G	A	PTS	PIM
2010-11	Phoenix	NHL	4	1	0	1	4
2011-12	Phoenix	NHL	5	0	0	0	0
FRANCHISE AND NHL TOTALS			9	1	0	1	4

SCHLEMKO'S AMATEUR/INTERNATIONAL CAREER RECORD

SEASON	TEAM	LEAGUE	GP	G	A	PTS	PP	SH	GW	+/-	PIM
2004-05	Medicine Hat	WHL	65	5	24	29	1	1	1	15	23
2005-06	Medicine Hat	WHL	69	9	35	44	6	0	0	17	44
2006-07	Medicine Hat	WHL	64	8	50	58	5	0	3	12	78
2007-08	Arizona	CHL	58	10	29	39	8	0	1	12	24

CAREER HIGHLIGHTS

MOST GOALS/GAME:

1 – 6 times (last 10/13/11 at NSH)

MOST ASSISTS/GAME:

2 – 2 times (last 10/27/11 vs. NJD)

MOST POINTS/GAME:

2 – 3 times (last 10/27/11 vs. NJD)

MOST PIM/GAME:

2 – 21 times (last 12/23/11 vs. STL)

MOST SHOTS/GAME:

4 – 11/19/10 at EDM

LONGEST GOAL STREAK:

2 games – 2/23/11-2/25/11

LONGEST ASSIST STREAK:

3 games – 2 times (last 10/27/11-12/2/11)

LONGEST POINT STREAK:

3 games – 2 times (last 10/27/11-12/2/11)

CAREER HAT TRICKS:

NONE

MULTIPLE POINT GAMES:

3 (last 10/27/11 vs. NJD)

FIRSTS

FIRST COYOTES GAME:

2/3/09 at NSH

FIRST COYOTES GOAL:

11/14/09 vs. DAL

FIRST COYOTES ASSIST:

2/7/09 vs. CAR

FIRST NHL GAME:

2/3/09 at NSH

FIRST NHL GOAL:

11/14/09 vs. DAL

FIRST NHL ASSIST:

2/7/09 vs. CAR

MIKE SMITH

41



ACQUIRED

Signed as a free agent, July 1, 2011

DRAFTED

Dallas' fifth choice (fifth round, 161st overall) in the 2001 Entry Draft

2011-12 HIGHLIGHTS

Smith went 38-18-10 with a 2.21 GAA and a .930 SV% in 67 games...He ranked fourth in the NHL in wins (38) and SV% (.930) and he ranked seventh in GAA (2.21)...His eight shutouts were tied for third in the NHL and matched the single-season franchise record...Ranked third in the NHL in saves (2,066) and seventh in starts (67)...Set the single-season franchise mark in SV%...His GAA and wins ranked second on the single-season franchise list...Selected as team MVP...Won five straight starts to end the season...Named the NHL's First Star of the Week, Apr. 8...Posted a 0.67 GAA, .982 save percentage and one shutout in three straight wins from Apr. 3-7 as the Coyotes captured the Pacific Division title for the first time in franchise history...Began the week by making 54 saves, an NHL record for saves in a regular-season shutout, in a 2-0 victory vs. CBJ, Apr. 3...The win vs. CBJ also extended Smith's shutout streak to three consecutive games, a career high...As part of the streak he also had 44 saves in a 4-0 SO vs. ANA, Mar. 31 and 38 saves in a 2-0 SO vs. SJS, Mar. 29...His overall shutout streak (Mar. 25-Apr. 6) reached 234:25...Smith made 161 consecutive saves during the streak, the most since saves were introduced as an official NHL statistic in 1976-77...Collected his 100th career win vs. COL, Mar. 22...Recorded his fifth SO vs. SJS, Mar. 10, while also picking up his 30th win...Named the NHL's First Star of the Month for February...Went 11-0-0 in the month...His 11-game winning streak set a franchise record...Posted a 1.42 GAA, .952 SV% and two shutouts in Feb...Named the NHL's First Star of the Week, Feb. 13...Recorded four wins and a league best 0.74 GAA and .975 SV% during the week...Posted back-to-back shutouts Feb. 11 vs. CHI (38 saves) and Feb. 16 at LAK (28 saves)...Won his 20th game of the season vs. DET, Feb. 6...Set a new career high for wins in a season (15) at FLA, Dec. 20...Posted an 8-2-1 record in Nov...Notched 26 saves in a 3-0 win vs. DAL, Nov. 26...Recorded his first shutout with PHX at SJS, Nov. 12 (31 saves)...Won his first game with the Coyotes vs. WPG, Oct. 15...Made 46 saves in PHX debut at SJS, Oct. 8...**2012 Playoffs:** Went 9-7-3 with a 1.99 GAA, .944 SV% and three shutouts in 16 postseason starts...His three shutouts ranked tied for first among playoff goalies and he ranked second in SV% (.944), and fourth in GAA (1.99) and wins (9)...Stopped 36 shots in a 4-0 shutout at LAK, May 20 in Game 4 of the WCF...Appeared in all five games of the WCSF against NSH...Posted a 1.73 GAA and a .943 SV% during the WCSF...Recorded a shutout in Game 4 (25 saves) at NSH, May 4...Appeared in all six games of the WCQF against CHI...Posted a 1.81 GAA and a .950 SV% during the WCQF...Recorded his first career playoff shutout in Game 6 at CHI, Apr. 23, stopping 39 shots...Made 46 saves in Game 2 vs. CHI, Apr. 14...Made 43 saves in his postseason debut with PHX in Game 1 vs. CHI, Apr. 12 in a 3-2 OT win.

Goaltender

6'4" • 215

Catches: **Left**

Born: **Mar. 22, 1982**

Kingston, Ontario

Age: **30**

Career vs. NHL

TEAM	GP	MINS	GA	SOG	SHO	W	L	T/OT	PTS%	GAA	SV%
ANA	11	594	25	273	2	6	3	1	0.650	2.52	0.908
BOS	9	497	21	247	0	3	6	0	0.333	2.54	0.915
BUF	9	532	25	282	0	4	3	1	0.563	2.82	0.911
CGY	5	309	13	121	0	3	2	0	0.600	2.52	0.893
CAR	11	649	33	351	0	2	6	3	0.318	3.05	0.906
CHI	5	274	6	137	2	4	1	0	0.800	1.31	0.956
COL	5	427	11	226	0	6	1	1	0.813	1.55	0.951
CBJ	8	427	18	232	1	3	3	1	0.500	2.54	0.922
DAL	9	558	18	262	1	5	0	4	0.778	1.94	0.931
DET	8	448	19	228	0	2	4	2	0.429	2.54	0.917
EDM	6	343	14	155	0	4	1	0	0.800	2.44	0.910
FLA	12	702	37	347	0	4	4	3	0.500	3.16	0.893
LAK	11	666	18	305	2	8	2	1	0.773	1.62	0.941
MIN	8	461	14	181	2	3	4	1	0.438	1.82	0.923
MTL	6	346	13	177	0	2	0	3	0.700	2.25	0.927
NSH	6	332	15	148	1	3	2	1	0.583	2.70	0.899
NJD	4	249	11	141	0	2	0	2	0.750	2.64	0.922
NYI	3	180	3	100	1	3	0	0	1.000	1.00	0.970
NYR	12	686	31	329	1	4	6	2	0.417	2.71	0.906
OTT	7	427	20	212	0	4	3	0	0.571	2.81	0.906
PHI	12	573	36	311	0	4	6	1	0.410	3.78	0.884
PHX	6	279	12	130	1	3	2	0	0.600	2.58	0.908
PIT	9	489	20	196	2	3	5	0	0.375	2.45	0.898
SJS	10	592	23	367	3	5	3	1	0.611	2.33	0.937
STL	6	361	18	176	0	3	3	0	0.500	2.99	0.898
TBL	1	59	4	21	0	0	1	0	0.000	4.07	0.810
TOR	4	250	10	139	0	3	0	1	0.875	2.40	0.928
VAN	4	244	12	146	0	2	2	0	0.500	2.95	0.918
WSH	7	334	28	178	0	0	6	0	0.000	5.01	0.843
WPG	12	723	28	330	0	7	5	0	0.583	2.32	0.915
TOTALS	229	13008	556	6448	19	105	84	29	0.548	2.56	0.914

2010-11 HIGHLIGHTS

Went 13-6-1 with a 2.90 GAA and a .899 SV% in 22 games with TBL...Won his final three starts of the season Mar. 26-Apr. 9...Was 5-1-1 with a 1.68 GAA and a .945 SV% in his last six starts of the year...Stopped 42 of 44 shots in a 6-2 win at CAR, Apr. 9 (regular season finale)...Earned a shutout with 31 saves at CHI, Apr. 3...Turned away 33 of 35 shots in a 4-2 win at CAR, Mar. 26...Recalled from Norfolk (AHL) on Feb. 25 after going 1-4-0 with a 1.83 GAA and a .924 SV% with the Admirals...Assigned to Norfolk, Jan. 20...Missed 15 games with an injury Dec. 20-Jan. 20...Earned his 10th win in his 17th game on Dec. 18, marking a career-best for the fastest span to that many victories...Won four consecutive starts from Nov. 18-24...Stopped 26 of 27 shots in a 3-1 win vs. BOS, Nov. 22...Turned away 29 of 30 shots in a 2-1 win at BUF, Nov. 20...Went 4-0-1 in his first five starts of the season...**2011 Playoffs:** Went 1-1-0 with a 1.00 GAA and a .958 SV% in three playoff games during the ECF vs. BOS...Made his first career postseason start in Game 5, in which he stopped 17 of 19 shots...Stopped all 21 shots against in relief during Game 4 of the ECF, earning him his first career postseason win...Made his NHL playoff debut in relief in Game 2 of the ECF, stopping all eight shots faced in 18:49 of ice time.

2009-10 HIGHLIGHTS

Surpassed his previous career high total by appearing in 42 games in goal for TBL...Had 13 wins...Earned his 50th career win on vs. PIT, Jan. 2 and recorded his 10th career shutout on at PIT, Mar. 31...Was named the NHL's Second Star of the Week on Jan. 4 after going 2-0-1 with a 1.31 GAA and a .957 SV%...Made a season-high eight consecutive starts from Dec. 21 to Jan. 8.

2008-09 HIGHLIGHTS

Played in 41 games with TBL, posting a 14-18-9 record, a .916 SV% and a 2.62 GAA with two SO...Missed the final 32 games of the season with an injury...Set career highs with 14 wins, 1,282 shots against, 1,174 saves, 2,471:21 minutes played and a .916 SV%...Recorded his second career assist Oct. 28 at TOR...Posted his longest shutout streak of the season, 111:37, from Oct. 18-31...Faced a season-high 46 shots Oct. 11 vs. CAR.

2007-08 HIGHLIGHTS

Posted a 2.79 GAA and a .893 SV% with one SO in 13 games after being acquired by TBL...Went 12-9-0 with a 2.46 GAA and a .906 SV% in 21 games with DAL...Had two SO with DAL...Stopped all six shots faced in shootouts and posted a 2-0 record...Earned his sixth career SO, his first with TBL, with 20 saves and earned his first career assist vs. NYR, Mar. 15...Made 35 saves on 36 shots faced, both highs with the Lightning, for his second win with TBL at BOS, Mar. 13...Played in his 50th career game at CBJ, Mar. 9...Made his Lightning debut vs. MIN, Feb. 27 and made 24 saves on 27 shots in a loss...Was named the NHL's Third Star of the Week for the week of Nov. 19-25...Notched his second SO of the year at MIN, Feb. 7, making 25 stops...Faced a season-high 41 shots Nov. 25 at NYR...Posted his first SO of the season Nov. 19 vs. LAK, making 22 saves.

2006-07 HIGHLIGHTS

Named to the 2006-07 NHL All-Rookie Team...Second player in DAL history named to the All-Rookie Team (Mike Modano, 1990)...Was named the NHL's Third Star of the Week on Feb. 12 for the second time of the season (also on Nov. 26) after going 3-0-0 with a 0.85 GAA and a .967 SV%...Registered a career high 131:06 shutout streak from Jan. 4-11, spanning four games...Became first goaltender in DAL history to record a SO in his NHL debut at PHX, Oct. 21 with 22 saves.



PACK FACT

Went 9-7-3 with a 1.99 GAA, .944 SV% and three shutouts in 16 Stanley Cup playoff games in 2012.

2005-06 HIGHLIGHTS

Appeared in his fourth professional season with Iowa (AHL), recording a 25-19-6 record, a 2.50 GAA and a .917 SV% in 50 games...Led all AHL goaltenders in assists (6), ranked fourth in GAA and saves (1,387), seventh in SV% and eighth in wins...Was named the AHL Goaltender of the Month for April, going 5-1-0 with a 2.11 GAA and a .937 SV%...Tied an AHL record with three assists at Peoria, Mar. 3, becoming the third goaltender all-time to do it...Was recalled by DAL Jan. 18 but did not play...Earned the first SO in Iowa (AHL) history in a 1-0 win vs. Hamilton, Nov. 19...Played in seven Calder Cup playoff games, recording a 3-4 record and a 2.74 GAA...Posted the first playoff win in Iowa history Apr. 22.

2004-05 HIGHLIGHTS

Posted a 19-17-3 record with 2.42 GAA, a .915 SV% and five SO with Houston (AHL)...Played in three Calder Cup playoff games with Houston, posting a 1-2 record and a 1.33 GAA.

2003-04 HIGHLIGHTS

Went 8-11-0 in 21 games with Utah (AHL), posting a 2.83 GAA.

2002-03 HIGHLIGHTS

Made his AHL debut with Utah, posting a 5-5-0 record with a 3.23 GAA in 11 games...Played in 27 games with Lexington (ECHL), recording a 11-10-4 record and a 2.55 GAA...Became the sixth goaltender in ECHL history to score a goal and added a 21-save shutout on Oct. 26 vs. Dayton.

2001-02 HIGHLIGHTS

Won 19 games and posted a 3.06 GAA and a .914 SV% with the Sudbury (OHL).

2000-01 HIGHLIGHTS

Went 22-13-7 with a 2.52 GAA and a .913 SV% in 43 games with Sudbury (OHL)...Appeared in three games for Kingston (OHL).

1999-2000 HIGHLIGHTS

Was 4-5-0 with a 3.78 GAA and a .881 SV% with Kingston (OHL).

PERSONAL

Mike and his wife Brigitte have a son Aksel...Smith played hockey and softball growing up in Ontario...His softball team won seven Ontario championships and he almost played in the 2001 World Junior Softball Championship, except it coincided with his hockey playoffs...His wife Brigitte is a Canadian World Cup skier...Mike's first job was working at hockey schools...He idolized Patrick Roy growing up...Lists "Old School" as his favorite movie...If he wasn't playing hockey he would want to be playing baseball or be a professional fisherman...Enjoys vacationing in Boca Grande, Florida...Favorite activity is tarpon fishing.

SMITH'S PROFESSIONAL CAREER RECORD

SEASON	TEAM	LEAGUE	GP	MIN	GA	SO	GAA	SV%	W-L-T/OT
2002-03	Utah	AHL	11	614	33	2	3.23	.906	5-5-0
2003-04	Utah	AHL	21	1186	56	0	2.83	.908	8-11-0
2004-05	Houston	AHL	45	2408	97	5	2.42	.915	19-17-3
2005-06	Iowa	AHL	50	3000	125	3	2.50	.917	25-19-6
2006-07	Dallas	NHL	23	1213	45	3	2.23	.912	12-5-2
2007-08	Dallas	NHL	21	1172	48	2	2.46	.906	12-9-0
	Tampa Bay	NHL	13	774	36	1	2.79	.893	3-10-0
2008-09	Tampa Bay	NHL	41	2471	108	2	2.62	.916	14-18-9
2009-10	Tampa Bay	NHL	42	2273	117	2	3.09	.900	13-18-7
2010-11	Tampa Bay	NHL	22	1202	58	1	2.90	.899	13-6-1
	Norfolk	AHL	5	296	9	1	1.83	.924	1-4-1
2011-12	Phoenix	NHL	67	3903	144	8	2.21	.930	38-18-10
FRANCHISE TOTALS			67	3903	144	8	2.21	.930	38-18-10
NHL TOTALS			229	13009	556	19	2.56	.914	105-84-29

SMITH'S PROFESSIONAL POSTSEASON CAREER RECORD

SEASON	TEAM	LEAGUE	GP	MIN	GA	SO	GAA	SV%	W-L
2004-05	Houston	AHL	3	181	4	0	1.33	.957	1-2
2005-06	Iowa	AHL	7	417	19	0	2.74	.907	3-4
2010-11	Tampa Bay	NHL	3	120	2	0	1.00	.958	1-1
2011-12	Phoenix	NHL	16	1027	34	3	1.99	.944	9-7
FRANCHISE TOTALS			16	1027	34	3	1.99	.944	9-7
NHL TOTALS			19	1147	36	33	1.88	.945	10-8

SMITH'S AMATEUR/INTERNATIONAL CAREER RECORD

SEASON	TEAM	LEAGUE	GP	MIN	GA	SO	GAA	SV%	W-L-T-OT
1998-99	Kingston	OPJHL	16	906	53	0	3.51	-	-
1999-00	Kingston	OHL	15	666	42	0	3.78	.881	4-5-0
2000-01	Kingston	OHL	3	136	8	0	3.53	.884	0-0-2
	Sudbury	OHL	43	2571	108	3	2.52	.913	22-13-7
2001-02	Sudbury	OHL	53	3082	157	3	3.06	.914	19-28-5
2002-03	Lexington	ECHL	27	1553	66	0	2.55	.910	11-0-4

2011-12 GOALS ALLOWED BY PERIOD

1ST:	51
2ND:	56
3RD:	35
OT:	2

CAREER HIGHLIGHTS

MOST CONSECUTIVE STARTS:

17 – 12/2/08-1/8/09*

MOST SHOTS FACED/GAME:

54 – 4/3/12 vs. CBJ+

MOST SAVES/GAME:

54 – 4/3/12 vs. CBJ+

MOST SAVES IN A SHUTOUT:

54 – 4/3/12 vs. CBJ+

CAREER SHUTOUTS:

19 – last 4/3/12 vs. CBJ+

PENALTY SHOTS:

6 – 5 saves/1 goal
(last 1/10/12 at NYR – save)+

LONGEST WINNING STREAK:

11 games – 2/4/12-2/28/12+

LONGEST SHUTOUT STREAK:

234:25 (3/25/12-4/6/12)+

FIRSTS

FIRST COYOTES GAME:

10/8/11 at SJS

FIRST COYOTES WIN:

10/15/11 vs. WPG

FIRST COYOTES SHUTOUT:

11/12/11 vs. SJS

FIRST NHL GAME:

10/21/06 at PHX^

FIRST NHL WIN:

10/21/06 at PHX^

FIRST NHL SHUTOUT:


10/21/06 at PHX^

^ w/ DAL, * w/ TBL, + w/ PHX



MICHAEL STONE

29



DRAFTED

Phoenix's fourth choice (third round, 69th overall) in the 2008 Entry Draft

2011-12 HIGHLIGHTS

Played in 13 games with PHX, posting 1-2-3 and a plus-7 rating...Appeared in 51 games with Portland (AHL), recording 9-13-22...Was a plus-2 and skated in 16:36 of ice time at STL, Apr. 6...Blocked three shots vs. COL, Mar. 22...Had a season-high 19:45 TOI vs. NSH, Mar. 12...Scored his first career NHL goal and had an assist vs. SJS, Mar. 10...Collected his first career NHL point (assist) vs. MIN, Mar. 8...Made his NHL debut vs. DAL, Feb. 18...**2012 Playoffs:** Appeared in two games of the WCF against LAK...Made his Stanley Cup playoff debut vs. LAK, May 15.

2010-11 HIGHLIGHTS

Appeared in his first professional season with San Antonio (AHL), recording 2-11-13 and 27 penalty minutes in 70 games.

2009-10 HIGHLIGHTS

Recorded 21-44-65 and 91 penalty minutes in 69 games for Calgary (WHL)...Set WHL career highs in goals, assists, points and penalty minutes...Also collected 5-15-20 in 23 playoff games to help lead Calgary to the WHL Championship and a berth in the Memorial Cup...Scored two goals in decisive Game 5 of WHL Final...Named to the WHL Eastern Conference First All-Star Team...Selected as the Eastern Conference finalist for the WHL Defenseman of the Year Award...Led WHL defensemen in playoff scoring...Finished the regular season ranked tied for fourth in scoring among all WHL defensemen while ranking fourth in scoring on Calgary...Compiled a seven-game assist streak (0-11-11) from Nov. 22-Dec. 11...Closed the regular season riding a seven-game point streak (6-6-12)...Finished the season with 14 multi-point games.

2008-09 HIGHLIGHTS

Appeared in 69 games for Calgary (WHL), collecting 19-42-61 and 87 penalty minutes...Also registered 2-11-13 in 18 playoff games...Helped Calgary advance to WHL Final...Ranked fourth in scoring among all WHL defensemen.

2007-08 HIGHLIGHTS

Registered 10-25-35 in 71 games for Calgary (WHL)...Ranked third in scoring among Hitmen defensemen...Also collected 3-4-7 in 14 playoff games.

2005-06 HIGHLIGHTS

In 55 games with Calgary (WHL), tallied 2-18-20 and 32 penalty minutes...Added three assists in 17 playoff games...Named Calgary's Co-Rookie of the Year.

PERSONAL

Nickname is "Stoner"...His favorite player growing up was Steve Yzerman...Other favorites are Kenny Chesney (musician) and "Major League" (movie)...Enjoys spending time at his family cottage back home in the summer...Hobbies include golf and fishing.

Defense

6'3" • 210

Shoots: **Right**

Born: **June 7, 1990**

Winnipeg, Manitoba

Age: **22**

Career vs. NHL

TEAM	GP	G	A	PTS	PIM
ANA	0	0	0	0	0
BOS	0	0	0	0	0
BUF	0	0	0	0	0
CGY	2	0	0	0	0
CAR	0	0	0	0	0
CHI	0	0	0	0	0
COL	1	0	0	0	0
CBJ	0	0	0	0	0
DAL	1	0	0	0	0
DET	0	0	0	0	0
EDM	1	0	0	0	0
FLA	0	0	0	0	0
LAK	1	0	0	0	0
MIN	2	0	1	1	0
MTL	0	0	0	0	0
NSH	1	0	0	0	0
NJD	0	0	0	0	0
NYI	0	0	0	0	0
NYR	0	0	0	0	0
OTT	0	0	0	0	0
PHI	0	0	0	0	0
PHX	-	-	-	-	-
PIT	0	0	0	0	0
SJS	2	1	1	2	0
STL	1	0	0	0	0
TBL	0	0	0	0	0
TOR	0	0	0	0	0
VAN	1	0	0	0	0
WSH	0	0	0	0	0
WPG	0	0	0	0	0
TOTALS	13	1	2	3	2

**PACK
FACT**

Scored his first career NHL goal versus San Jose on March 10, 2012.

STONE'S PROFESSIONAL CAREER RECORD

SEASON	TEAM	LEAGUE	GP	G	A	PTS	PP	SH	GW	+/-	PIM
2010-11	San Antonio	AHL	70	2	11	13	-	-	-	-	27
2011-12	Portland	AHL	51	9	13	22	2	0	0	2	24
	Phoenix	NHL	13	1	2	3	0	0	0	7	2
FRANCHISE AND NHL TOTALS			13	1	2	3	0	0	0	7	2

STONE'S PROFESSIONAL POSTSEASON CAREER RECORD

SEASON	TEAM	LEAGUE	GP	G	A	PTS	PIM
2011-12	Phoenix	NHL	2	0	0	0	0
FRANCHISE AND NHL TOTALS			2	0	0	0	0

**2011-12 REAL
TIME STATS**

BLOCKS: 18
HITS: 16
SHOTS: 13

STONE'S AMATEUR/INTERNATIONAL CAREER RECORD

SEASON	TEAM	LEAGUE	GP	G	A	PTS	PP	SH	GW	+/-	PIM
2006-07	Calgary	WHL	55	2	18	20	-	-	-	-	32
2007-08	Calgary	WHL	71	10	25	35	-	-	-	-	28
2008-09	Calgary	WHL	69	19	42	61	-	-	-	-	87
2009-10	Calgary	WHL	69	21	44	65	-	-	-	-	91

CAREER HIGHLIGHTS**MOST GOALS/GAME:**

1 – 3/10/12 vs. SJS

MOST ASSISTS/GAME:

1 – 2 times (last 3/10/12 vs. SJS)

MOST POINTS/GAME:

2 – 3/10/12 vs. SJS

MOST PIM/GAME:

2 – 3/24/12 at SJS

MOST SHOTS/GAME:

4 – 3/8/12 vs. MIN

LONGEST GOAL STREAK:

NONE

LONGEST ASSIST STREAK:

2 games – 3/8/12 - 3/10/12

LONGEST POINT STREAK:

2 games – 3/8/12 - 3/10/12

CAREER HAT TRICKS:

NONE

MULTIPLE POINT GAMES:

1 – 3/10/12 vs. SJS

FIRSTS**FIRST COYOTES GAME:**

2/18/12 vs. DAL

FIRST COYOTES GOAL:

3/10/12 vs. SJS

FIRST COYOTES ASSIST:

3/8/12 vs. MIN

FIRST NHL GAME:

2/18/12 vs. DAL

FIRST NHL GOAL:


3/10/12 vs. SJS

FIRST NHL ASSIST:

3/8/12 vs. MIN

STEVE SULLIVAN

26



Left Wing

5'9" • 165

Shoots: **Right**

Born: **July 6, 1974**

Timmins, Ontario

Age: **38**

ACQUIRED

Signed as a free agent, July 4, 2012

DRAFTED

New Jersey's 10th choice (ninth round, 233rd overall) in the 1994 Entry Draft

2011-12 HIGHLIGHTS

Recorded 17-31-48 in 79 games with PIT...Third on the team in power-play points (21) and tied for fourth in PPGS (4)...Posted nine multi-point games...Notched the GWG and had a pair of assists at BUF, Mar. 30...Collected an assist in four straight games from Mar. 20-27...Recorded a seven-game point streak (3-8-11) from Feb. 18-Mar. 3...Collected 1-1-2 at COL, Mar. 3 to reach 700 points for his career...Posted three assists vs. TBL, Feb. 25...Collected 1-1-2 vs. TOR, Jan. 31...Scored a goal and added two assists at OTT, Dec. 16...Had 1-1-2 at NYI, Dec. 10...Scored a goal in three straight games from Nov. 21-25...**2012 Playoffs:** Tied for fourth on the Penguins in playoff scoring with 2-4-6 in six games...Tied for the team lead in power-play points (4) and PPGS (2)...Scored a power-play goal in Game 5 of the ECQF vs. PHI, Apr. 20...Collected 1-2-3 in Game 4 of the ECQF at PHI, Apr. 18...Had an assist in Game 1 and Game 2 of the ECQF vs. PHI, Apr. 11 and 13.

2010-11 HIGHLIGHTS

Posted 10-12-22 and a plus-4 rating in an injury-shortened 44 games with NSH...Recorded a four-game point streak (2-2-4) from Dec. 13-18...Posted a three-game point streak from Dec. 4-8...Collected a pair of assists vs. PHX, Nov. 30...Scored a PPG at MIN, Nov. 26...Started the season with a three-game goal streak (4-1-5)...Scored twice vs. STL, Oct. 14...Collected 1-1-2 vs. ANA, Oct. 9...**2011 Playoffs:** Posted 2-1-3 in nine playoff games...Had a plus-2 rating in three games against VAN in the WCSF...Scored a goal vs. ANA in Game 6 of the WCQF, Apr. 24...Recorded the GWG in Game 1 of the WCQF at ANA, Apr. 13.

2009-10 HIGHLIGHTS

Led the team in assists (34) and tied for the team lead in points (51)...One of three players to dress for NSH in all 82 games, tying a career high...Ranked second on the team in GWGS (4)...NSH went 11-1-2 in the 14 games where he registered a goal, and the team improved to 157-89-27 (.623) all-time record with him in the lineup...Had nine multi-point games...Scored a PPG at PHX, Apr. 7 and notched the GWG vs. STL, Apr. 1...Collected a pair of assists at FLA, Mar. 29...Had a three-game point streak from Mar. 21-25 (1-3-4)...Recorded an assist in three straight games from Mar. 2-5...Had an assist in three straight games (0-3-3) from Jan. 15-21...Recorded a four-game point streak (1-4-5) from Jan. 2-9...Had a three-game point streak from Dec. 12-15...Notched his seventh career hat trick and the GWG, at CBJ, Dec. 14...Posted a season-high four points (1-3-4) at MIN, Dec. 2...Recorded a five-game point streak (3-3-6) from Nov. 14-23...Scored a pair of goals and had a season-high 11 shots vs. MTL, Nov. 14...**2010 Playoffs:** Recorded three assists in six games of the WCQF against CHI.

2008-09 HIGHLIGHTS

Won the 2009 Bill Masterton Memorial Trophy becoming the first player in NSH history to win an NHL award...Recorded 11-21-32 in 41 games...NSH went 22-14-5 with him in the lineup and 18-20-3 without him...Collected 1-2-3 at MIN, Apr. 10...Had a five-game point streak (2-6-8) from Mar. 26-Apr. 3...Posted his 600th career NHL point with (2-1-3) vs. LAK, Mar. 28...Posted a five-game point streak (4-5-9) from Feb. 24-Mar. 5...Had 2-1-3 vs. EDM, Mar. 3...Collected three assists vs. DET, Feb. 28...Returned to action vs. CHI, Jan. 10 after missing 142 straight regular season and 11 playoff contests due to an injury.

2007-08 HIGHLIGHTS

Missed the entire season due to an injury.

2006-07 HIGHLIGHTS

Finished fourth on the team in scoring with 22-38-60 in 57 games with NSH...Tied for third on the team in GWGS (4) and finished 10th in the NHL in shooting percentage (18.0%)...Led the team in shorthanded goals (3) and ranked fourth on the team in power-play points (6-17-23)...Posted 17 multi-point games, including six three-point contests...Had a 10-game point streak (6-8-14) from Jan. 13-Feb. 3...Scored the game-winning goal (3-2-5) in three straight games from Jan. 5-9...Collected three assists vs. LAL, Dec. 23...Notched his sixth career hat trick in a 6-0 win vs. OTT, Dec. 14, NSH's second natural hat trick and set a team record for the fastest three goals by an individual (5:56)...Recorded three assists vs. DET, Nov. 25...Had a four-game point streak (1-6-7) from Nov. 15-20...Recorded a six-game point streak (3-6-9) from Oct. 16-Nov. 4...Collected 1-2-3 at NSH, Oct. 7 and 1-1-2 vs. CHI, Oct. 5.

Career vs. NHL

TEAM	GP	G	A	PTS	PIM
ANA	42	17	17	34	24
BOS	26	7	13	20	4
BUF	21	4	7	11	16
CGY	42	10	20	30	16
CAR	23	6	10	16	16
CHI	41	9	22	31	14
COL	41	12	20	32	44
CBJ	47	16	29	45	32
DAL	40	11	10	21	38
DET	63	15	31	46	58
EDM	38	6	16	22	16
FLA	25	11	10	21	12
LAK	40	12	22	34	26
MIN	28	10	17	27	14
MTL	27	11	8	19	16
NSH	25	4	16	20	12
NJD	23	6	6	12	2
NYI	23	10	14	24	10
NYR	28	4	17	21	16
OTT	26	7	12	19	10
PHI	23	8	3	11	32
PHX	41	13	22	35	18
PIT	20	5	6	11	8
SJS	39	10	22	32	11
STL	62	23	28	51	30
TBL	23	4	13	17	14
TOR	20	7	10	17	8
VAN	38	15	15	30	22
WSH	20	6	6	12	8
WPG	14	4	5	9	16
TOTALS	969	283	447	730	563

**PACK
FACT**

Enters the 2012-13 season 31 games away from playing in his 1,000th career NHL game.

2005-06 HIGHLIGHTS

Tied for the NSH team lead with 31 goals and ranked second on the club in scoring (31-37-68)...Tied the franchise record for shorthanded goals in a season (4)...Tied for third on the team in assists (37) and tied for second in GWGS (5)...Finished second on the team with a career high 13 PPGS and third on the team with 34 power-play points...Had 20 multi-point games...Posted a 10-game point streak (5-12-17) from Mar. 7-25...Had three assists vs. VAN, Mar. 14...Registered his 500th career NHL point and 300th career NHL assist at CGY, March 7...Scored his fourth shorthanded goal of the season at DET, Jan. 24, tying him for the franchise record (200th career NHL goal)...Scored his 20th and 21st goals of the season vs. NYI, Jan. 10, reaching the 20-goal mark in a season faster than any other player in franchise history (38 games)...Had a six-game point streak (5-6-11) from Dec. 13-23...Scored a goal in five straight games from Dec. 13-21...Notched his fifth career hat trick vs. DAL, Nov. 10...Started the season (10/5-10/15) with a five-game point streak (4-6-10)...**2006 Playoffs:** Posted two assists in five games of the WCQF against SJS.

2003-04 HIGHLIGHTS

Notched a career high 49 assists, tying for ninth in the NHL...Also registered career highs in shots (218) and avg/TOI (20:55)...Posted 24-49-73 in 80 games...Recorded 9-21-30 in 24 games with NSH and 15-28-43 in 56 games with CHI...Had 17 multi-point games, including a pair of four-point games...Collected three assists at NYR, Mar. 25...Posted 1-2-3 at PIT, Mar. 4...Tied a franchise record with 10 points in three consecutive games and became the second player in NHL history to post 10-or-more points in his first three games (2/18-2/21) with a new team (Wayne Gretzky accomplished the feat with Los Angeles in 1988)...Acquired by NSH on Feb. 16 and posted his fourth career hat trick (along with an assist) in his first game as a Predator on vs. SJS, Feb. 18 becoming the first Predator to score three power-play goals in a single game and the first player since LAK's Dominic Lavoie (Oct. 9, 1993 vs. DET) to score three-or-more goals in his team debut...Had four straight multi-point games (5-4-9) from Jan. 30-Feb. 11...Recorded a point in a seven straight games from Dec. 31-Jan. 12 (1-8-9)...Collected a point in five straight games (2-5-7) from Oct. 16-25...**2004 Playoffs:** Appeared in all six games of the WCQF against DET and had 1-1-2...Ranked second among team forwards in avg/TOI (18:58)...Scored the GWG in Game 4 vs. DET, Apr. 13.

2002-03 HIGHLIGHTS

Led CHI in goals (26), points (61) and multi-point games (14) and ranked second in assists (35) in 82 games...Matched a career high five points (3-2-5) and recorded his third career hat trick vs. BOS, Mar. 9...Posted a career high five points (1-4-5) at CBJ, Feb. 15.

2001-02 HIGHLIGHTS

Posted 21-39-60 and a career high 67 penalty minutes in 78 games with CHI...Tied for fourth in the NHL with a career high eight GWGS...Posted a career best plus-23 rating...Had 16 multi-point games, including four three-point games...Recorded 1-2-3 at PHX, Feb. 6...Posted a four-game point streak (2-4-6) from Jan. 16-23...Named NHL Player of the Month for December (7-11-18, plus-11)...Had a five-game point streak (2-5-7) from Dec. 26-Jan. 4...Collected 1-2-3 at OTT, Dec. 31...Had a four-game point streak (3-3-6) from Dec. 1-7...Posted 1-2-3 at MTL, Dec. 3...Collected three assists at NSH, Oct. 18...**2002 Playoffs:** Had a goal in five games of the WCQF against STL.

2000-01 HIGHLIGHTS

Notched career highs in goals (34) and points (75) in 81 games...Led CHI in points and assists (41)...Set a career high and led the NHL in shorthanded goals (8) and shorthanded points (10)...Had 21 multi-points games, including four-three point games...Recorded a four-game point streak (3-2-5) from Feb. 25-Mar. 4...Had a four-game point streak (1-7-8) from Feb. 16-21...Posted a five-game point streak (5-1-6) from Feb. 1-11...Tallied two shorthanded goals 51 seconds apart at COL, Jan. 26...Had three assists vs. VAN, Jan. 3...Recorded a four-game point streak (4-2-6) from Dec. 3-10...Posted a season-high eight-game point streak (7-5-12) from Oct. 29-Nov. 14.

1999-2000 HIGHLIGHTS

Led CHI in assists (42) and plus-minus (plus-19)...Had 64 points in 73 games with CHI after being claimed off waivers from TOR...Collected one assist in seven games with TOR...Had 19 multi-point games, including four three-point games...Finished the season with a seven-game point streak (5-6-11) from Mar. 27-Apr. 9...Scored a goal in four straight games from Feb. 25-Mar. 3...Collected 1-2-3 vs. CGY, Jan. 6...Had three assists at BOS, Dec. 4.

1998-99 HIGHLIGHTS

Recorded 20-20-40 in 63 games with TOR...Led TOR and ranked eighth in the NHL in shooting percentage (18.2%)...Had six multi-point games...Scored a career high four goals vs. FLA, Apr. 10...Had three assists at CAR, Mar. 26...**1999 Playoffs:** Played in 13 of TOR's 17 playoff games...Recorded 3-3-6 and 14 penalty minutes...Collected two assists at PHI in Game 3 of the ECQF, Apr. 26...Made his Stanley Cup playoff debut vs. PHI in Game 1 of the ECQF, Apr. 22.

1997-98 HIGHLIGHTS

Recorded 10-18-28 in 63 games...Had five GWGS...Played in his 100th career NHL game vs. DET, Dec. 27.

1996-97 HIGHLIGHTS

Recorded 8-14-22 in 33 games with NJD and 5-11-16 in 21 games with TOR...Had 11 multi-point games...Started the season with Albany (AHL), was recalled to NJD after 15 games and then traded to TOR on Feb. 25.

2011-12 REAL TIME STATS

SHOTS: 140
PP POINTS: 21
TAKEAWAYS: 17

CAREER HIGHLIGHTS

MOST GOALS/GAME:

4 – 4/10/99 vs. FLA^

MOST ASSISTS/GAME:

4 – 2/15/03 at CBJ#

MOST POINTS/GAME:

5 – 2 times (last 3/9/03 vs. BOS)#

MOST PIM/GAME:

22 – 4/10/02 at DET#

MOST SHOTS/GAME:

11 – 11/14/09 vs. MTL!

LONGEST GOAL STREAK:

5 games – 12/13/05-12/21/05!

LONGEST ASSIST STREAK:

5 games – 3/26/09-4/3/09!

LONGEST POINT STREAK:

10 games – 2 times (last 1/13/07-2/3/07)!

CAREER HAT TRICKS:

7 – last 12/14/09 vs. CBJ!

MULTIPLE POINT GAMES:

174 – (last 4/1/12 vs. PHI)&

FIRSTS

FIRST COYOTES GAME:

NONE

FIRST COYOTES GOAL:

NONE

FIRST COYOTES ASSIST:

NONE

FIRST NHL GAME:

2/23/96 vs. MTL*

FIRST NHL GOAL:

2/23/96 vs. MTL*

FIRST NHL ASSIST:

3/2/96 at OTT*

* w/ NJD, # w/ CHI, ^ w/ TOR, ! w/ NSH, & w/ PIT





STEVE SULLIVAN

26



Left Wing

5'9" • 165

Shoots: **Right**

Born: **July 6, 1974**

Timmins, Ontario

Age: **38**

1995-96 HIGHLIGHTS

Recorded 5-4-9 in 16 games with NJD...Scored a goal in his NHL debut vs. MTL, Feb. 23...Recorded 33-42-75 and 127 penalty minutes in 53 AHL games with Albany...Named a First-Team All-Star and played in the AHL All-Star Game.

1994-95 HIGHLIGHTS

Was a member of the 1995 Calder Cup Champion Albany River Rats...Recorded 31-50-81 and 124 penalty minutes in 75 games with Albany (AHL)...Led all AHL rookies in scoring...Named a First-Team All-Star and played in the AHL All-Star Game...Posted 4-7-11 in 14 playoff games with Albany.

1993-94 HIGHLIGHTS

Recorded 51-62-113 and 82 penalty minutes in 63 games for Sault Ste. Marie (OHL)...Had 9-16-25 in 14 postseason games.

1992-93 HIGHLIGHTS

A member of the 1993 Memorial Cup Champion Sault Ste. Marie Greyhounds...Recorded 36-27-63 in 62 games...Posted 3-8-11 in 16 postseason games.

INTERNATIONAL CAREER

2001: Served as an alternate captain for Canada at the IIHF World Championship in Germany and recorded 1-2-3 in seven games...**2000:** Made his international debut as an alternate captain for Team Canada at the IIHF World Championship in Russia, and tied for second in the tournament with three power-play goals...Posted 4-1-5 in nine games.

PERSONAL

Nickname is "Sully"...Fluent in English and French...Favorites include: "The Shawshank Redemption" (movie), Garth Brooks (musician) and The Mindbody Prescription: Healing the Body, Healing the Pain by Dr. John E. Sarno (book)...Holds a golf tournament each summer for KidSport, a charity in his hometown...Chose his number (26) because his cousin (Bob Sullivan) wore it with the NHL's Hartford Whalers during the 1982-83 season... Wife – Kristen; Sons – Aidyn, Garner and Drake; Daughter – Karlisle.



SULLIVAN'S PROFESSIONAL CAREER RECORD

SEASON	TEAM	LEAGUE	GP	G	A	PTS	PP	SH	GW	+/-	PIM
1994-95	Albany	AHL	75	31	50	81	-	-	-	-	124
1995-96	Albany	AHL	53	33	42	75	-	-	-	-	127
1996-97	New Jersey	NHL	16	5	4	9	2	0	1	3	8
	Albany	AHL	15	8	7	15	-	-	-	-	16
	New Jersey	NHL	33	8	14	22	2	0	2	9	14
1997-98	Toronto	NHL	21	5	11	16	1	0	1	5	23
	Toronto	NHL	63	10	18	28	1	0	1	-8	40
	Toronto	NHL	63	20	20	40	4	0	5	12	28
1998-99	Toronto	NHL	7	0	1	1	0	0	0	-1	4
1999-00	Chicago	NHL	73	22	42	64	2	1	6	20	52
	Chicago	NHL	81	34	41	75	6	8	3	3	54
	Chicago	NHL	78	21	39	60	3	0	8	23	67
2002-03	Chicago	NHL	82	26	35	61	4	2	3	15	42
2003-04	Chicago	NHL	56	15	28	43	4	2	4	-7	36
2004-05	Nashville	NHL	24	9	21	30	7	0	0	8	12
	Did Not Play										
	Nashville	NHL	69	31	37	68	13	4	5	2	50
2005-06	Nashville	NHL	57	22	38	60	6	3	4	16	20
2008-09	Nashville	NHL	41	11	21	32	3	0	2	2	30
2009-10	Nashville	NHL	82	17	34	51	5	0	4	2	35
2010-11	Nashville	NHL	44	10	12	22	3	0	1	4	28
2011-12	Pittsburgh	NHL	79	17	31	48	5	0	1	-3	20
NHL TOTALS			969	283	447	730	71	20	51	105	730

SULLIVAN'S PROFESSIONAL POSTSEASON CAREER RECORD

SEASON	TEAM	LEAGUE	GP	G	A	PTS	PIM
1994-95	Albany	AHL	14	4	7	11	10
1995-96	Albany	AHL	4	3	0	3	6
1998-99	Toronto	NHL	13	3	3	6	14
2001-02	Chicago	NHL	5	1	0	1	2
2003-04	Nashville	NHL	6	1	1	2	6
2005-06	Nashville	NHL	5	0	2	2	0
2009-10	Nashville	NHL	6	0	3	3	2
2010-11	Nashville	NHL	9	2	1	3	2
2011-12	Pittsburgh	NHL	6	2	4	6	4
NHL TOTALS			50	9	14	23	30

SULLIVAN'S AMATEUR/INTERNATIONAL CAREER RECORD

SEASON	TEAM	LEAGUE	GP	G	A	PTS	PP	SH	GW	+/-	PIM
1991-92	Timmins	NOJHA	47	66	55	121	-	-	-	-	141
1992-93	Sault Ste. Marie	OHL	62	36	27	63	-	-	-	-	44
1993-94	Sault Ste. Marie	OHL	63	51	62	113	-	-	-	-	82



CHRIS SUMMERS

20



DRAFTED

Phoenix's second choice (first round, 29th overall) in the 2006 Entry Draft

2011-12 HIGHLIGHTS

Played in 21 games and recorded three assists and 11 penalty minutes with PHX. ...Skated in a career high 15:41 of ice time and blocked two shots at VAN, Feb. 13. ...Collected an assist vs. DET, Jan. 19. ...Recorded first career multi-point game (0-2-2) vs. COL, Jan. 16. ...Collected his first career NHL point (assist) vs. COL, Jan. 16. ...Made his season debut at CHI, Dec. 5. ...Appeared in 28 games with Portland (AHL), collecting two assists and 37 penalty minutes.

2010-11 HIGHLIGHTS

Appeared in his first full professional season with San Antonio (AHL), registering 1-9-10 and 54 penalty minutes in 75 games. ...Made his NHL debut with the Coyotes at LAK, Jan. 20.

2009-10 HIGHLIGHTS

In his senior season at Michigan (CCHA), recorded 4-12-16 and 28 PIM while serving as team captain. ...Finished his career at Michigan ranked tied for sixth among defensemen in career games played for the Wolverines. ...Helped Michigan win the CCHA Tournament and reach the quarterfinal of the NCAA Tournament. ...Made his professional debut for San Antonio (AHL) at Texas, Apr. 2. ...Scored his first professional goal vs. Rockford, Apr. 10.

2008-09 HIGHLIGHTS

Recorded 4-13-17 in 41 games as a junior at Michigan. ...Was a finalist for CCHA Defensive Defenseman of the Year and earned All-CCHA honorable mention status. ...Set single-season career high for points (17), assists (13) and multi-point games (3). ...Ranked second among Michigan defensemen in points, assists, plus/minus (plus-21), blocked shots (36) and power-play points (1-6-7). ...Earned Michigan's Vic Heyliger Award (outstanding defenseman). ...Named CCHA Defenseman of the Week on Dec. 29.

2007-08 HIGHLIGHTS

Recorded 2-11-13 in 41 games for Michigan (CCHA). ...Helped the Wolverines win the Great Lakes Invitational, CCHA regular season, CCHA tournament and reach NCAA Frozen Four. ...Posted career high for plus/minus (plus-27).

2006-07 HIGHLIGHTS

As a freshman at Michigan, collected 6-8-12 in 41 games. ...Earned CCHA All-Rookie team honorable mention. ...Helped Michigan to second place finish in CCHA regular season and CCHA tournament, and qualify for NCAA Tournament. ...Tallied first career point (assist) at Michigan State, Nov. 3. ...Made Michigan debut vs. Alabama-Huntsville, Oct. 13.

2005-06 HIGHLIGHTS

Recorded 6-11-17 in 59 games for the US National U-18 development team.

2004-05 HIGHLIGHTS

Collected 5-7-12 in 51 games for the US National U-17 development team.

INTERNATIONAL CAREER

2008: Represented the United States at the IIHF World Junior Championship in the Czech Republic. ...Served as alternate captain and helped lead Team USA to fourth place finish. ...**2006:** Won gold medal with Team USA at IIHF World Under-18 Championship in Sweden. ...Skated in all six games as a forward, tallying one goal, the GWG in the gold medal game.

PERSONAL

Nickname is "Sums". ...His favorite player growing up was Sergei Fedorov. ...Other favorites are Jason Aldean (musician) and "Dumb and Dumber" (movie). ...Favorite vacation spot is Northern Michigan. ...Enjoys cooking. ...Chris and his wife Holly were married in July 2012.

Defense

6'2" • 209

Shoots: **Left**

Born: **Feb. 5, 1988**

Ann Arbor, Michigan

Age: **24**

Career vs. NHL

TEAM	GP	G	A	PTS	PIM
ANA	2	0	0	0	0
BOS	0	0	0	0	0
BUF	0	0	0	0	2
CGY	2	0	0	0	0
CAR	0	0	0	0	0
CHI	1	0	4	4	0
COL	1	0	2	2	0
CBJ	2	0	0	0	5
DAL	1	0	0	0	2
DET	1	0	1	1	0
EDM	2	0	0	0	2
FLA	0	0	0	0	0
LAK	4	0	0	0	6
MIN	0	0	0	0	0
MTL	0	0	0	0	0
NSH	1	0	0	0	0
NJD	0	0	0	0	0
NYI	0	0	0	0	0
NYR	1	0	0	0	0
OTT	1	0	0	0	0
PHI	0	0	0	0	0
PHX	-	-	-	-	-
PIT	1	0	0	0	0
SJS	0	0	0	0	0
STL	0	0	0	0	0
TBL	1	0	0	0	0
TOR	0	0	0	0	0
VAN	2	0	0	0	0
WSH	0	0	0	0	0
WPG	0	0	0	0	0
TOTALS	23	0	3	3	15

**PACK
FACT**

Recorded first career NHL point (assist) versus Colorado, January 16, 2012.

SUMMERS' PROFESSIONAL CAREER RECORD

SEASON	TEAM	LEAGUE	GP	G	A	PTS	PP	SH	GW	+/-	PIM
2009-10	San Antonio	AHL	6	1	0	1	0	0	0	2	0
2010-11	Phoenix	NHL	2	0	0	0	0	0	0	-3	4
	San Antonio	AHL	75	1	9	10	0	0	0	-3	54
2011-12	Portland	AHL	28	0	2	2	0	0	0	3	37
	Phoenix	NHL	21	0	3	3	0	0	0	-4	11
FRANCHISE AND NHL TOTALS			23	0	3	3	0	0	0	-7	15

SUMMERS' AMATEUR/INTERNATIONAL CAREER RECORD

SEASON	TEAM	LEAGUE	GP	G	A	PTS	PP	SH	GW	+/-	PIM
2004-05	USNTDP	U-17	13	2	2	4	-	-	-	-	10
	USNTDP	NAHL	31	2	5	7	-	-	-	-	20
2005-06	USNTDP	U-18	42	4	9	13	-	-	-	-	67
	USNTDP	NAHL	17	2	2	4	-	-	-	-	20
2006-07	Michigan	CCHA	41	6	8	14	0	0	1	-	58
2007-08	Michigan	CCHA	41	2	11	13	0	0	1	-	65
2008-09	Michigan	CCHA	41	4	13	17	1	1	0	-	40
2009-10	Michigan	CCHA	40	4	12	16	2	0	0	-	28

**2011-12 REAL
TIME STATS**

HITS: 50
BLOCKS: 19
SHOTS: 10

CAREER HIGHLIGHTS**MOST GOALS/GAME:**

NONE

MOST ASSISTS/GAME:

2 – 1/16/12 vs. COL

MOST POINTS/GAME:

2 – 1/16/12 vs. COL

MOST PIM/GAME:

5 – 3/3/12 vs. CBJ

MOST SHOTS/GAME:

2 – 12/17/11 vs. NYR

LONGEST GOAL STREAK:

NONE

LONGEST ASSIST STREAK:

NONE

LONGEST POINT STREAK:

NONE

CAREER HAT TRICKS:

NONE

MULTIPLE POINT GAMES:

1 – 1/16/12 vs. COL

FIRSTS**FIRST COYOTES GAME:**

1/20/11 at LAK

FIRST COYOTES GOAL:

NONE

FIRST COYOTES ASSIST:

1/16/12 vs. COL

FIRST NHL GAME:

1/20/11 at LAK

FIRST NHL GOAL:

NONE

FIRST NHL ASSIST:

1/16/12 vs. COL

RAFFI TORRES

37



ACQUIRED

Signed as a free agent, July 1, 2011

DRAFTED

N.Y. Islanders' second choice (first round, fifth overall) in the 2000 Entry Draft

2011-12 HIGHLIGHTS

Posted 15-11-26 in 79 games with PHX...Had a team-high 83 penalty minutes...Led the team in shooting percentage (15.2%)...Fifth on the team in hits (128)...Scored the GWG and had an assist vs. COL, Mar. 22...Netted a goal at EDM, Mar. 18...Three-game goal streak (3-0-3) from Mar. 8-12...Recorded 1-1-2 vs. NSH, Mar. 12...Scored a goal in a 3-0 win vs. SJS, Mar. 10...Netted a goal at DAL, Feb. 7...Scored twice at LAK, Dec. 26...Scored a goal at CHI, Dec. 5...Three-game point streak (1-2-3) from Nov. 10-15...Scored his first goal as a Coyote vs. DAL, Oct. 25...Collected 100th career NHL assist at NSH, Oct. 13...**2012 Playoffs:** Recorded 1-1-2 in three games of the WCQF against CHI...Scored a goal in Game 2 vs. CHI, Apr. 14.

2010-11 HIGHLIGHTS

Recorded 14-15-29 in 80 games with VAN...Ranked third on the team in hits (134) and had a plus-4 rating...Scored a goal vs. MIN, Mar. 14...Registered a pair of goals vs. DAL, Feb. 19...Posted a four-game point streak (3-2-5) from Dec. 23-31...Had a pair of goals at CBJ, Dec. 23...Recorded a four-game point streak (5-1-6) from Nov. 1-6...Notched his first career hat trick at EDM, Nov. 2...Posted 1-1-2 vs. MIN, Oct. 22...**2011 Playoffs:** Had 3-4-7 and a plus-2 rating in 23 Stanley Cup playoff games...Scored the GWG vs. BOS in Game 1 of the Stanley Cup Final on June 1...Had a goal in Game 2 of the WCF vs. SJS, May 18...Posted 1-1-2 in Game 5 of the WCSF vs. NSH, May 7.

2009-10 HIGHLIGHTS

Recorded 19-12-31 in 60 games with CBJ before being traded to BUF...Had seven power-play goals...Traded from CBJ to BUF in exchange for Nathan Paetsch and a second round draft pick in the 2010 Entry Draft Mar. 3...Had five assists in 14 games with BUF...Skated 17:25 and assisted on the OT GWG in BUF debut vs. PHI, Mar. 5...Posted three-point game (0-3-3) vs. FLA, Mar. 31...Had a six-game point streak (3-3-6) Feb. 6-Mar. 5...Named First Star after collecting two goals, including a the game winner, and finishing plus-2 at ATL, Nov. 5...**2010 Playoffs:** Collected two points (0-2-2) in four postseason games with BUF.

2008-09 HIGHLIGHTS

Registered 12-8-20 and 23 penalty minutes in 51 games with CBJ...Led the team and ranked tied for 20th in the NHL in GWG (6)...Scored GWG vs. NSH, Mar. 31...Had a two-goal game, including the GWG, at FLA, Mar. 21...Had the GWG at CHI, Mar. 13...Scored the GWG vs. BOS, Mar. 10...Recorded 1-1-2 vs. LAK, Mar. 3...Registered points in back-to-back games Feb. 10-13...Missed 19 games (12/4-1/13) due to an injury...Tallied a point in back-to-back games (1-1-2) Nov. 28-29...Scored his first goal as a Blue Jacket, GWG, vs. WSH, Nov. 29...Made his CBJ debut vs. CHI, Nov. 1 and had a game-high 10 hits...Injured during a preseason game vs. CHI, Sept. 29 and missed the first 10 games of season...**2009 Playoffs:** Collected 0-2-2 in four playoff games.

2007-08 HIGHLIGHTS

Registered 5-6-11 and 36 penalty minutes in 32 games with EDM...Missed the final 49 games of the season due to an injury suffered at DET, Dec. 15...Had his streak of 215-consecutive games played come to an end when he was a healthy scratch vs. STL, Dec. 7...Had 2-2-4 during a four-game point streak Nov. 28-Dec. 3...Played the 300th game of his NHL career at COL, Nov. 28...Fired a career high 10 shots at COL, Nov. 7...Tied a single-game career high with 0-3-3 vs. MIN, Oct. 25...Had two goals at PHX, Oct. 18.

2006-07 HIGHLIGHTS

Registered 15-19-34 and 88 penalty minutes in 82 games with EDM...Set a career high in assists...Was third on the club in hits (114)...Scored two goals vs. CBJ, Jan. 31...Recorded the 100th point of his NHL career vs. COL, Dec. 19...Played the 200th game of his NHL career vs. DET, Oct. 21.

2005-06 HIGHLIGHTS

Collected 27-14-41, 50 penalty minutes and was a plus-4 in 82 games with EDM...Was second on the club in goals, third in hits (110) and sixth in points...Set career highs in goals and points...Had two goals at VAN, Mar. 23...Recorded a four-game point streak (2-4-6) Nov. 23-Dec. 1...Tied a single-game career high (0-3-3) at STL, Nov. 4...Had 5-4-9 during a career high six-game scoring streak Oct. 25-Nov. 4...Scored a pair of goals in back-to-back games vs. VAN, Oct. 8 and at ANA, Oct. 10...**2006 Playoffs:** Tallied 4-7-11 and 16 penalty minutes in 22 playoff games, helping EDM reach the Stanley Cup Final...Was fifth in the NHL in playoff hits (47).

2004-05 HIGHLIGHTS

Notched 21-25-46, 165 penalty minutes and was a plus-4 in 67 games with Edmonton (AHL)...Tied for team lead in points, was second in goals, assists and PPG (8)...Became the first Road Runner to register a hat trick when he scored a team record four goals vs. Milwaukee, Nov. 24...Three of the four goals came in the third period, establishing a franchise record for most goals in a period.

2003-04 HIGHLIGHTS

Registered 20-14-34, 65 penalty minutes and was a plus-12 in 80 games with EDM...Set a career high in plus/minus rating...Ranked second on the club in goals...Represented Oilers and scored a goal at NHL YoungStars Game during All-Star Weekend Feb. 7 at Xcel Energy Center in Minnesota...Scored the first goal of his NHL career and added an assist vs. SJS, Oct. 9 (Evgeni Nabokov).

2002-03 HIGHLIGHTS

Recorded 0-5-5 and 10 penalty minutes in 17 games with NYI...Combined to score 18-22-40 and 68 penalty minutes in 60 games with Bridgeport and Hamilton (AHL)...Netted his first career AHL hat trick vs. Worcester, Jan. 30...Added 6-1-7 and 29 penalty minutes in 23 playoff games, helping Hamilton reach the Calder Cup Final.

Left Wing

6'0" • 210

Shoots: Left

Born: Oct. 8, 1981

Toronto, Ontario

Age: 31

Career vs. NHL

TEAM	GP	G	A	PTS	PIM
ANA	29	5	6	11	30
BOS	8	2	2	4	9
BUF	7	2	1	3	9
CGY	43	4	6	10	27
CAR	8	0	1	1	4
CHI	31	8	4	12	21
COL	39	8	7	15	32
CBJ	21	5	3	8	10
DAL	30	12	6	18	29
DET	31	7	4	11	22
EDM	17	6	5	11	33
FLA	9	4	4	8	2
LAK	28	7	4	11	30
MIN	41	6	9	15	30
MTL	14	3	1	4	13
NSH	30	5	8	13	15
NJD	7	3	0	3	0
NYI	6	0	3	3	5
NYR	8	2	2	4	6
OTT	10	1	1	2	2
PHI	13	1	4	5	8
PHX	24	4	2	6	14
PIT	10	0	2	2	4
SJS	27	7	4	11	17
STL	30	4	10	14	31
TBL	6	0	1	1	2
TOR	9	0	2	2	2
VAN	36	14	5	19	51
WSH	8	3	0	3	9
WPG	11	4	3	7	6
TOTALS	591	127	110	237	473



PACK FACT

Led the Coyotes last season in shooting percentage (15.2%).

2001-02 HIGHLIGHTS

Recorded 0-1-1, six penalty minutes and was a plus-2 in 14 games with NYI...Made his NHL debut vs. ANA, Nov. 24...Tallied first career NHL point (assist) vs. PIT, Jan. 3...Registered 20-10-30 and 45 penalty minutes in 59 games with Bridgeport (AHL)...Was sixth on the club in goals...Added 8-9-17 and 26 penalty minutes in 20 playoff games...Was fourth on the club in playoff points, helping the Sound Tigers advance to the Calder Cup Final...Scored the GWG in Game 7 of the AHL Eastern Conference Final vs. Hamilton.

2000-01 HIGHLIGHTS

Was named to the OHL Second All-Star Team.

1999-2000 HIGHLIGHTS

Named to the OHL Second All-Star Team...Played in the CHL Top Prospects Game.

INTERNATIONAL CAREER

2001: Notched 3-2-5 in seven games for Team Canada at the IIHF World Junior Championship in Russia...Tallied the bronze medal winning goal in Canada's 2-1 overtime win against Sweden.

PERSONAL

Raffi and his wife Gianna have a daughter Katlyn and a son Ty...Lists Mario Lemieux as his childhood hockey idol...Enjoys playing golf...Favorite place to visit is Mexico...Other favorites include: "Pulp Fiction" (movie) and steak (food).

2011-12 REAL TIME STATS

HITS: 128
SHOTS: 99
BLOCKS: 21

TORRES' PROFESSIONAL CAREER RECORD

SEASON	TEAM	LEAGUE	GP	G	A	PTS	PP	SH	GW	+/-	PIM
2001-02	N.Y. Islanders	NHL	14	0	1	1	0	0	0	2	6
	Bridgeport	AHL	59	20	10	30	7	0	4	-5	45
2002-03	N.Y. Islanders	NHL	17	0	5	5	0	0	3	0	10
	Bridgeport	AHL	49	17	15	32	3	0	3	6	54
	Hamilton	AHL	11	1	7	8	0	1	0	-3	14
2003-04	Edmonton	NHL	80	20	14	34	5	0	3	12	65
2004-05	Edmonton	AHL	67	21	25	46	8	0	0	4	165
2005-06	Edmonton	NHL	82	27	14	41	6	0	3	4	50
2006-07	Edmonton	NHL	82	15	19	34	1	0	0	-7	88
2007-08	Edmonton	NHL	32	5	6	11	1	0	2	-4	36
2008-09	Columbus	NHL	51	12	8	20	2	0	6	-4	23
2009-10	Columbus	NHL	60	19	12	31	7	0	3	-8	32
	Buffalo	NHL	14	0	5	5	0	0	0	-3	2
2010-11	Vancouver	NHL	80	14	15	29	3	0	4	4	78
2011-12	Phoenix	NHL	79	15	11	26	1	0	1	2	83
FRANCHISE TOTALS			79	15	11	26	1	0	1	2	83
NHL TOTALS			591	127	110	237	26	0	22	-2	473

TORRES' PROFESSIONAL POSTSEASON CAREER RECORD

SEASON	TEAM	LEAGUE	GP	G	A	PTS	PIM
2001-02	Bridgeport	AHL	20	8	9	17	26
2002-03	Hamilton	AHL	23	6	1	7	29
2005-06	Edmonton	NHL	22	4	7	11	16
2008-09	Columbus	NHL	4	0	2	2	2
2009-10	Buffalo	NHL	4	0	2	2	12
2010-11	Vancouver	NHL	23	3	4	7	28
2011-12	Phoenix	NHL	3	1	1	2	2
FRANCHISE TOTALS			3	1	1	2	2
NHL TOTALS			56	8	16	24	60

TORRES' AMATEUR/INTERNATIONAL CAREER RECORD

SEASON	TEAM	LEAGUE	GP	G	A	PTS	PP	SH	GW	+/-	PIM
1998-99	Brampton	OHL	62	35	27	62	-	-	-	-	32
1999-00	Brampton	OHL	68	43	48	91	-	-	-	-	40
2000-01	Brampton	OHL	55	33	37	70	12	2	0	16	76

CAREER HIGHLIGHTS

MOST GOALS/GAME:

3 – 11/2/10 at EDM#

MOST ASSISTS/GAME:

3 – 2 times (last 3/31/10 vs. FLA)&

MOST POINTS/GAME:

3 – 3 times (last 11/2/10 at EDM)#

MOST PIM/GAME:

20 – 4/5/11 at EDM#

MOST SHOTS/GAME:

10 – last at COL 11/7/07^

LONGEST GOAL STREAK:

3 games – 2 times (last 3/8/12 – 3/12/12)+

LONGEST ASSIST STREAK:

4 games (11/23/05 – 12/1/05)^

LONGEST POINT STREAK:

6 games – 2 times (last 2/6/10 – 3/5/10)%&

CAREER HAT TRICKS:

1 – 11/2/10 at EDM#

MULTIPLE POINT GAMES:

36 (last 3/22/12 vs. COL)+

FIRSTS

FIRST COYOTES GAME:

10/8/11 at SJS

FIRST COYOTES GOAL:

10/25/11 vs. DAL

FIRST COYOTES ASSIST:

10/13/11 at NSH

FIRST NHL GAME:

11/24/01 vs. ANA*

FIRST NHL GOAL:

10/9/03 vs. SJ*

FIRST NHL ASSIST:


1/3/02 vs. PIT*

* w/ NYI, ^ w/ EDM, % w/ CBJ,

& w/ BUF, # w/ VAN, + w/ PHX

ANTOINE VERMETTE

50



Center

6'1" • 198

Shoots: Left

Born: July 20, 1982

St. Agapit, Quebec

Age: 30

Career vs. NHL

TEAM	GP	G	A	PTS	PIM
ANA	17	4	10	14	10
BOS	34	11	8	19	24
BUF	37	6	11	17	16
CGY	21	5	6	11	12
CAR	18	4	6	10	18
CHI	25	11	10	21	10
COL	13	2	3	5	8
CBJ	7	1	2	3	12
DAL	17	4	4	8	10
DET	21	3	7	10	20
EDM	16	4	7	11	4
FLA	21	8	2	10	6
LAK	15	3	3	6	12
MIN	19	5	5	10	4
MTL	36	9	3	12	22
NSH	25	6	9	15	12
NJD	19	5	8	13	10
NYI	20	2	7	9	6
NYR	20	2	6	8	14
OTT	3	0	2	2	0
PHI	21	6	1	7	10
PHX	13	2	2	4	4
PIT	23	8	7	15	13
SJS	19	1	7	8	10
STL	23	6	9	15	8
TBL	23	7	6	13	6
TOR	35	7	13	20	24
VAN	18	3	10	13	14
WSH	23	6	5	11	4
WPG	20	3	6	9	10
TOTALS	622	144	185	329	333

ACQUIRED

From Columbus in exchange for a second round pick (via OTT) in the 2012 Entry Draft, a fifth round pick in the 2013 Entry Draft and goaltender Curtis McElhinney, Feb. 22, 2012

DRAFTED

Ottawa's third choice (second round, 55th overall) in the 2000 Entry Draft

2011-12 HIGHLIGHTS

Posted 11-26-37 and 28 penalty minutes in 82 games...Extended his consecutive games streak to 263 (sixth longest in NHL entering 2012-13)...Recorded 3-7-10 in 22 games with PHX after being acquired on Feb. 22 from CBJ...Registered 8-19-27 in 60 games with CBJ...Ranked ninth in the NHL in face-off percentage (56.6%) and second on the Coyotes...Collected 0-2-2 at STL, Apr. 6...Scored a PPG vs. ANA, Mar. 31...Recorded 1-2-3 including the GWG at VAN, Mar. 14...Skated in a season-high 22:45 and had an assist vs. MIN, Mar. 8...Scored his first goal as a Coyote and won 13 of 18 (72%) faceoffs at CBJ, Mar. 5...Made his PHX debut at CGY, Feb. 23, skating in 17:12 TOI...Appeared in his 600th career NHL game and had an assist vs. SJS, Feb. 21...Scored a PPG vs. ANA, Feb. 12...Recorded a point in six of seven games (1-5-6) from Jan. 10-23...Won 16 of 20 (80%) faceoffs vs. NSH, Jan. 19...Notched the GWG at DAL, Dec. 29...Recorded the GWG vs. CGY, Nov. 21...Notched a SHG vs. MIN, Nov. 15...Had an assist in six of seven games (0-6-6) from Oct. 21-Nov. 3...**2012 Playoffs:** Led PHX in postseason scoring (5-5-10)...Led the team in PPGS (3), also tied for third in the NHL...Second on the team and 10th in the NHL in postseason face-off percentage (58.7%)...Tied for second on the team in hits (57)...Played in all five games of the WCF against LAK and had an assist in Game 4, May 20...Recorded 1-3-4 in all five games of the WCSF against NSH...Recorded 1-1-2 in Game 2 vs. NSH, Apr. 29...Appeared in all six games of the WCQF against CHI...Led the team in scoring (4-1-5) in the WCQF...Scored a goal in Game 6 at CHI, Apr. 23...Collected an assist, and recorded 11 hits in Game 4 at CHI, Apr. 19...Scored two PPGS in Game 2 vs. CHI, Apr. 14...Scored his first career postseason goal with PHX in Game 1 vs. CHI, Apr. 12.

2010-11 HIGHLIGHTS

Recorded 19-28-47 in 82 games with CBJ...Set career highs in penalty minutes (60) and shots (183)...Was one of three players to play in all 82 games...Led the club and ranked tied for 14th in the NHL in face-off percentage (55.6%)...Ranked tied for second on the team in GWGS (3), third in goals (19), points (47), penalty minutes and shots (183), while ranking fifth in assists (28) and PPGS (3)...Had 10 multi-point games...Tallied 2-3-5 during a four-game point streak Mar. 27-Apr. 1...Scored the OT GWG at MIN, Mar. 19...Notched 1-1-2 at CGY, Mar. 4...Collected 1-2-3 vs. NSH, Feb. 22...Scored the GWG and added an assist at DET, Feb. 4...Recorded 2-2-4 during a four-game point streak Jan. 15-22...Played the 500th game of his NHL career at LAK, Jan. 8...Scored 2-1-3 vs. NSH, Dec. 1...Picked up 1-1-2 and was a plus-2 vs. STL, Nov. 10...Scored the GWG and added an assist at CHI, Oct. 23.

2009-10 HIGHLIGHTS

Set career highs in goals (27), assists (38), points (65), games played (82) and multi-point games (16) with CBJ...Led the club in shooting percentage (17.3%) and shorthanded goals (2), while ranking second in goals, assists and points...Led the club and ranked tied for 14th in the NHL in face-off percentage (54.2%)...Played 20-or-more minutes in 42 games...Was one of two players to play in all 82 games...Hit the 20-goal mark for the third time in his career...Tallied 1-2-3 and was a plus-4 vs. EDM, Mar. 15...Registered 2-4-6 during a career high five-game point streak Feb. 6-Mar. 2...Scored the 100th goal of his NHL career, the GWG, and added two assists at CGY, Jan. 8...Recorded the 200th point of his NHL career vs. STL, Nov. 30...Played the 400th game of his NHL career at OTT, Nov. 26...Had 2-5-7 during a five-game point streak Oct. 17-28, which tied for the longest point streak of his career...Collected 1-2-3, including the 100th assist of his NHL career, and was a plus-4 to tie the franchise single game record for plus/minus rating at ANA, Oct. 24.

2008-09 HIGHLIGHTS

Played in 79 games with OTT and CBJ...Ranked sixth in the NHL in face-off percentage (57.7%)...Notched 9-19-28 and 42 penalty minutes in 62 games with OTT...Collected 7-6-13, eight penalty minutes and was a plus-5 in 17 games with CBJ...Finished fifth on the club in goals (16), assists (25) and points (41)...Had 12 multi-point games...Collected 1-1-2 at CHI, Apr. 8...Made his Blue Jackets debut and registered an assist at DET, Mar. 7...Notched 1-1-2 in back-to-back games at PHI, Feb. 12 and at MIN, Feb. 14...Had three assists vs. WSH, Jan. 20...Collected 1-1-2 and was 7 of 11 (64%) on faceoffs at TBL, Nov. 1...**2009 Playoffs:** Played in all four games of the WCQF against DET.

2007-08 HIGHLIGHTS

Recorded 24-29-53 in 81 games with OTT...Finished fourth in points (53)...Ranked sixth in the NHL in face-off percentage (56.7%)...Had 12 multi-point games...Recorded the first hat trick of his NHL career and first career four-point game at TOR, Apr. 3...Collected 1-1-2 at BUF, Mar. 25...Had a goal and an assist at PHX, Mar. 8...Won 15 of 18 (83%) faceoffs vs. TOR, Feb. 25...Recorded 1-1-2 at MTL, Feb. 5...Scored a pair of goals vs. CAR, Jan. 17...Collected 1-2-3 vs. ATL, Dec. 15...Had 1-1-2 to record the 100th point of his career at DAL, Dec. 7...**2008 Playoffs:** Played in all four games of the ECQF against PIT.

2006-07 HIGHLIGHTS

Recorded 19-20-39 and 52 penalty minutes in 77 games with OTT...Had 10 multi-point games...Led the team in face-off percentage (53%)...Posted 1-2-3 at STL, Mar. 20...Had two assists vs. NYI, Mar. 15...Scored two goals including the GWG vs. TBL, Dec. 2...Had 1-1-2 at ATL, Nov. 8...Had three straight multi-point (4-2-6) games Oct. 21-26...**2007 Playoffs:** Played in 20 Stanley Cup playoff games helping the Senators reach the Stanley Cup Final...Recorded 2-3-5 and had a plus-2 rating...Played in all five games of the Stanley Cup Final against ANA...Notched an assist in Game 3 vs. ANA, June 2...Played in all five games of the ECF against BUF...Had 1-1-2 in five games against NJD in the ECSF...Collected 1-1-2 in five games against PIT in the ECQF...Notched 1-1-2 in Game 5 vs. PIT, Apr. 19.

2005-06 HIGHLIGHTS

Recorded 21-12-33 and posted a career-best plus-17 rating in 82 games with OTT...Finished first on the Senators and ranked second in NHL in SHGS (6)...Led the team in face-off percentage (57.9%) and had four GWGS...Was one of five Senators to play in all 82 games...Had five multi-point games...Notched 1-1-2 vs. BOS, Apr. 11...Had a career-best four-game goal streak (4-0-4) from Mar. 19-25...Collected 1-1-2 at NJD, Feb. 1...Played the 100th game of his NHL career and had a goal at EDM, Jan. 14...**2006 Playoffs:** Played in 10 games recording 2-0-2...Played in all five games of the ECSF against BUF...Scored the first two playoff goals of his career in Game 3 of the ECQF at TBL, Apr. 25.

2004-05 HIGHLIGHTS

Played in 78 games with Binghamton (AHL)...Finished second on the club in assists (45) and was third in points (73)...Recorded the second hat trick of his AHL career at Albany, Mar. 12, scoring shorthanded, on the power play and at even strength...Had his club record 106-consecutive games played streak come to an end Dec. 4...Led club in playoff points (5).



PACK FACT

Led the Coyotes in scoring (5-5-10) during the 2012 Stanley Cup Playoffs.

2003-04 HIGHLIGHTS

Had 7-7-14 in 57 games in his first NHL season with OTT...Scored the first goal of his NHL career at TBL, Dec. 4 (empty net)...Recorded the first point (assist) of his NHL career at SJS, Oct. 18...Made his NHL debut at MTL, Oct. 9...**2004 Playoffs:** Recorded one assist in four games of the ECQF against TOR...Recorded first career playoff point (assist) in Game 3 of the ECQF vs. TOR, Apr. 18...Made his Stanley Cup playoff debut in Game 1 of the ECQF at TOR, Apr. 8.

2002-03 HIGHLIGHTS

Appeared in 80 games with Binghamton (AHL)...Led the club in goals (34) and points (62)...Scored the first goal of his professional career in his first game vs. Bridgeport, Oct. 11...Recorded the first hat trick of his professional career at Albany, Mar. 7...Named AHL rookie of the month for March...Named to the AHL All-Rookie team...Led all AHL rookies in goals...Only Binghamton player to appear in all 80 regular season and all 14 playoff games...Led the club in playoff assists (9) and was second in playoff points (11).

2001-02 HIGHLIGHTS

Played in four games with Victoriaville (QMJHL)...Missed most of season due to an injury...Ranked fourth on the Tigres in playoff points (26)...Helped Victoriaville reach the Memorial Cup championship game.

2000-01 HIGHLIGHTS

Finished second on Victoriaville (QMJHL) in goals (57) and points (119).

1999-2000 HIGHLIGHTS

Ranked fourth in goals (30) and points (71) in 71 games with Victoriaville (QMJHL).

1998-99 HIGHLIGHTS

Played 57 games with Quebec as a QMJHL rookie.

INTERNATIONAL CAREER

2011: Appeared in four games for Canada at the IIHF World Championship in Slovakia.

PERSONAL

Nickname is "Verny"...Favorite player growing up was Wayne Gretzky...Other favorites are Will Ferrell (actor), "The Usual Suspects" (movie), Metallica (band), Foo Fighters (band), Modern Family (TV Show)...Favorite road NHL city is Montreal...His first car was a 1994 Ford Escort...Antoine first began playing hockey at age 4.

VERMETTE'S PROFESSIONAL CAREER RECORD

SEASON	TEAM	LEAGUE	GP	G	A	PTS	PP	SH	GW	+/-	PIM
2002-03	Binghamton	AHL	80	34	28	62	13	3	7	-2	57
2003-04	Ottawa	NHL	57	7	7	14	0	1	0	5	16
	Binghamton	AHL	3	0	0	0	0	0	0	-3	6
2004-05	Binghamton	AHL	78	28	45	73	7	4	5	20	36
2005-06	Ottawa	NHL	82	21	12	33	1	6	4	17	44
2006-07	Ottawa	NHL	77	19	20	39	2	3	2	-2	52
2007-08	Ottawa	NHL	81	24	29	53	4	3	3	3	51
2008-09	Ottawa	NHL	62	9	19	28	2	0	0	-12	42
	Columbus	NHL	17	7	6	13	1	1	1	5	8
2009-10	Columbus	NHL	82	27	38	65	6	2	1	2	32
2010-11	Columbus	NHL	82	19	28	47	2	0	1	4	16
2011-12	Columbus	NHL	60	8	19	27	2	1	3	-17	12
	Phoenix	NHL	22	3	7	10	2	0	1	4	16
FRANCHISE TOTALS			22	3	7	10	2	0	1	4	16
NHL TOTALS			622	144	185	329	23	18	18	5	333

VERMETTE'S PROFESSIONAL POSTSEASON CAREER RECORD

SEASON	TEAM	LEAGUE	GP	G	A	PTS	PIM
2002-03	Binghamton	AHL	14	2	9	11	10
2003-04	Ottawa	NHL	4	0	1	1	4
2004-05	Binghamton	AHL	6	1	4	5	10
2005-06	Ottawa	NHL	10	2	0	2	4
2006-07	Ottawa	NHL	20	2	3	5	6
2007-08	Ottawa	NHL	4	0	0	0	4
2008-09	Columbus	NHL	4	0	0	0	4
2011-12	Phoenix	NHL	16	5	5	10	24
FRANCHISE TOTALS			16	5	5	10	24
NHL TOTALS			58	9	9	18	52

VERMETTE'S AMATEUR/INTERNATIONAL CAREER RECORD

SEASON	TEAM	LEAGUE	GP	G	A	PTS	PP	SH	GW	+/-	PIM
1998-99	Quebec	QMJHL	57	9	17	26	-	-	-	7	32
1999-00	Victoriaville	QMJHL	71	30	41	71	-	-	-	-12	87
2000-01	Victoriaville	QMJHL	71	57	62	119	-	-	-	50	102
2001-02	Victoriaville	QMJHL	4	0	2	2	-	-	-	1	6

2011-12 REAL TIME STATS

SHOTS: 149
HITS: 124
TAKEAWAYS: 44

CAREER HIGHLIGHTS

MOST GOALS/GAME:

3 – 4/3/08 at TOR*

MOST ASSISTS/GAME:

3 – 1/20/09 vs. WSH*

MOST POINTS/GAME:

4 – 4/3/08 at TOR*

MOST PIM/GAME:

8 – 12/10/06 at CBJ*

MOST SHOTS/GAME:

8 – 4/3/08 at TOR*

LONGEST GOAL STREAK:

4 games – 3/19/06-3/25/06*

LONGEST ASSIST STREAK:

4 games – 3 times (last 10/21/11-10/27/11)^

LONGEST POINT STREAK:

5 games – 3 times (last 2/6/10-3/2/10)^

CAREER HAT TRICKS:

1 – 4/3/08 at TOR*

MULTIPLE POINT GAMES:

68 (last 4/6/12 at STL)+

FIRSTS

FIRST COYOTES GAME:

2/23/12 at CGY

FIRST COYOTES GOAL:

3/16/12 at CBJ

FIRST COYOTES ASSIST:

3/8/12 vs. MIN

FIRST NHL GAME:

10/9/03 vs. MTL*

FIRST NHL GOAL:

12/4/03 at TBL*

FIRST NHL ASSIST:

10/18/03 at SJS*

* w/ OTT, ^ w/ CBJ, + w/ PHX

RADIM VRBATA

17



Right Wing

6'1" • 194

Shoots: Right

Born: June 13, 1981

**Mlada Boleslav,
Czech Republic**

Age: 31

Career vs. NHL

TEAM	GP	G	A	PTS	PIM
ANA	38	9	17	26	14
BOS	13	4	3	7	8
BUF	14	4	2	6	2
CGY	31	4	9	13	8
CAR	5	0	1	1	4
CHI	20	7	4	11	8
COL	25	12	7	19	4
CBJ	34	9	10	19	10
DAL	38	12	17	29	4
DET	36	11	12	23	16
EDM	30	8	12	20	10
FLA	16	4	2	6	8
LAK	37	15	10	25	8
MIN	31	11	7	18	6
MTL	12	2	2	4	0
NSH	38	10	11	21	8
NJD	14	4	7	11	2
NYI	13	2	8	10	4
NYR	20	2	8	10	4
OTT	14	8	2	10	4
PHI	16	4	5	9	2
PHX	15	1	3	4	8
PIT	14	6	7	13	2
SJS	38	11	6	17	10
STL	33	11	12	23	12
TBL	13	4	2	6	0
TOR	11	3	3	6	6
VAN	29	3	8	11	8
WSH	13	2	2	4	2
WPG	17	0	3	3	12
TOTALS	678	183	202	385	194

ACQUIRED

From Tampa Bay in exchange for Todd Fedoruk and David Hale, July 21, 2009

DRAFTED

Colorado's 10th choice (seventh round, 212th overall) in 1999 Entry Draft

2011-12 HIGHLIGHTS

Posted career highs in goals (35) and points (62)...Tied for first in the NHL in GWGS (12)...Eighth in the NHL in road goals (21)...Second on the team in plus/minus (plus-24) and ranked 12th in the NHL...Led the team in shots (232) and PPGS (9)...Had 15 multi-point games...Coyotes went 21-4-3 when he scored a goal...Scored his career high 12th GWG at STL, Apr. 6...Had 1-1-2 in a 4-0 win vs. ANA, Mar. 31...Picked up his seventh two-goal game of the season, including his 11th GWG, in a 2-0 victory vs. SJS, Mar. 29...Collected his 200th career NHL assist at PIT, Mar. 5...Scored his 30th goal of the season and had three points (2-1-3) vs. LAK, Feb. 21...Established a new career high with his 28th goal vs. DAL, Feb. 18...Posted a career-best seven-game point streak Jan. 24-Feb. 11 (4-5-9)...Scored the GWG and had an assist at DAL, Feb. 7...Had a five-game point streak Jan. 7-Jan. 16 (3-3-6)...Scored his 20th goal of the season at NYR, Jan. 10...Had five goals in a three-game span from Nov. 19-23...Netted two goals vs. ANA, Nov. 23...Scored a SHG at WSH, Nov. 21...Netted two goals at BUF, Nov. 19...Recorded two goals, including the GWG, at COL, Nov. 2...Posted 2-1-3 vs. LAK, Oct. 29...Scored the GWG at DAL, Oct. 10...**2012 Playoffs:** Recorded 2-3-5 in 16 postseason games...Second on the team in postseason shots (43)...Played in all five games of the WCF against LAK and had one assist...Scored a goal in Games 1 and 2 of the WCSF vs. NSH, Apr. 27 and 29...Appeared in all six games of the WCQF against CHI, collecting an assist.

2010-11 HIGHLIGHTS

Ranked fourth on the team in scoring with 19-29-48...Led the team in shots (240)...Second on the team in PPGS (10)...Tied for second in goals (19)...Was 7-for-11 in shootouts...Posted 14 multi-point games...Posted a four-game point streak (2-4-6) from Mar. 13-18...Recorded 1-1-2 at EDM, Mar. 17...Recorded 2-0-0 vs. COL, Feb. 7...Had three assists at COL, Jan. 6...Recorded two assists at MIN, Jan. 2...Recorded 1-1-2 at NYI, Dec. 18...Recorded 1-2-3 at EDM, Nov. 19 and vs. STL, Nov. 13...Scored two goals in the season opener against BOS, Oct. 9 in his home country (Czech Republic)...**2011 Playoffs:** Tied for the team lead in scoring in the playoffs with 2-3-5 in four games vs. DET in the WCQF...Recorded 1-1-2 in Game 2 of the WCQF at DET, Apr. 16...Scored a goal in Game 1 of the series at DET, Apr. 13.

2009-10 HIGHLIGHTS

Recorded 24-19-43 in 82 games in his second stint with PHX...Ranked second on the Coyotes in goals and fifth in points...One of four players to appear in all 82 games...Went 8 for 18 in shootouts with two shootout-deciding goals...Netted the SDG vs. CHI, Mar. 20...Scored the game-tying goal with 1:00 remaining in third period before also recording the SDG in 4-3 win at FLA, Mar. 18, and finished with a career high 10 shots on goal...Recorded his 20th goal of the season and added an assist in a 3-2 win at MIN, Feb. 10...Appeared in his 500th career NHL game, Feb. 8 vs. EDM...Notched the Coyotes' only regulation goal in a 2-1 SO win at CHI, Feb. 5...Compiled a five-game point streak (3-2-5) from Jan. 9-18...Scored a goal in four straight games from Dec. 10-16...Had a goal and an assist in 3-0 win at PIT, Oct. 7...Scored two goals at LAK, Oct. 3, his first game with PHX since Apr. 11, 2007...**2010 Playoffs:** Appeared in all seven playoff games vs. DET, recording 2-2-4 to finish tied for fourth on the team in playoff scoring...Tallied a goal and an assist for his first career playoff points in Game 3 win at DET, Apr. 18...Scored the GWG in Game 6 at DET, Apr. 25.

2008-09 HIGHLIGHTS

Appeared in 18 games for TBL, recording 3-3-6...Was reassigned by the Lightning to Mlada Boleslav of the Czech Extraliga on Dec. 9...Registered 5-3-8 in 11 games for Mlada Boleslav before joining Liberec...Recorded 7-2-9 in seven games for Liberec...Compiled a three-game point streak (1-2-3) from Nov. 13-18 for TBL...Scored his first goal as a member of the Lightning vs. FLA, Nov. 18.

2007-08 HIGHLIGHTS

Established new career highs in goals (27), assists (29), points (56), power-play goals (7), shorthanded goals (3), GWGS (5) and plus/minus (plus-6) in his first season as a member of the Coyotes...Led the team in shots (246) and ranked second in goals and points while tying for the team lead in GWGs...Finished with 16 multi-point games...Set new career high by recording his 28th assist of the season vs. ANA, Mar. 22...Had a goal and two assists while playing in his 400th career NHL game in win at LAK, Feb. 18...Recorded three points on a SHG and two assists vs. DAL, Feb. 14...Scored the game-tying and overtime game-winner at COL, Feb. 4...Recorded his third career hat trick and added an assist for a four-point night in win vs. NSH, Jan. 24...Had a goal and an assist to reach 200 points for his NHL career at COL, Jan. 2...Registered four consecutive two-point games (5-3-8) from Dec. 29-Jan. 3...Registered two goals and an assist – the 100th of his career – at ANA, Nov. 23...Made his Coyotes debut and collected an assist in win vs. STL, Oct. 4.

2006-07 HIGHLIGHTS

Appeared in 77 games for CHI, tallying 14-27-41...Ranked second on the team in points (41), third in assists (27), sixth in goals (14)...Set career highs in points, assists and penalty minutes (26)...Missed five games throughout the season due to an upper-body injury...Tallied two goals in regulation and scored the shootout-deciding goal while logging a season-high 22:12 TOI in a 4-3 win over OTT, Mar. 4...Had a three-game assist streak (0-3-3) from Dec. 29-Jan. 2...Played his 300th career NHL game vs. NSH, Dec. 20...Registered a pair of PPGS, including the GWG, in a 3-1 win over STL, Nov. 10...Recorded 11 points (3-8-11) in the first eight games of the season...Began the season with a five-game point streak (2-5-7) from Oct. 5-16...Tied his career high with three assists at DAL, Oct. 20...Scored the GWG in 8-6 season-opening win at NSH, Oct. 5.

2005-06 HIGHLIGHTS

Appeared in 45 games with CHI, registering 13-21-34 and a plus-4 rating...Totaled 15-24-39 in 61 games with CAR and CHI...Tied for second on the team with six PPGS...Ended the season with a four-game point streak (3-3-6)...Had eight multi-point games...Had a career high four points (2-2-4) vs. SJS, Mar. 26...Registered a career high three assists in a 4-2 win vs. COL, Jan. 19...Scored a goal in four straight games from Jan. 10-15...Tallied his first goal as Blackhawk on the power-play in a 4-3 OT win at WSH, Jan. 10...Recorded his first point as a Blackhawk with an assist vs. VAN, Jan. 5...Made his Blackhawk debut at CGY on Jan. 2...Traded from CAR for future considerations on Dec. 30...Appeared in 16 games for CAR, recording 2-3-5...Had a pair of assists vs. NYR, Nov. 17...Registered a goal and an assist vs. NJD, Oct. 15...Scored CAR's first goal of the season at TBL, Oct. 5.

2004-05 HIGHLIGHTS

Led HC Bili Tygři Liberec in goals (18), assists (21) and points (39), playing in 45 of Liberec's 52 regular season games...Tied for 14th in the Czech Republic Extraliga in points.

2003-04 HIGHLIGHTS

Completed his third NHL season and second with CAR...Recorded 12-13-25 in 80 games...Ranked tied for fifth on the team in goals...Had a goal and an assist at TBL, Mar. 13...Scored the eventual game winner on the power-play at EDM, Dec. 9...Notched his second career hat trick and first with the Hurricanes vs. PIT, Nov. 29...Scored his first points of the season with a goal and an assist at PHI, Oct. 25 – the assist was his first with CAR.



PACK FACT

Scored 12 game-winning goals during the 2011-12 season to tie the franchise single-season record (Roenicke, 1999).

2002-03 HIGHLIGHTS

Recorded 16-19-35 in 76 games with COL and CAR...Scored two goals vs. OTT, Mar. 18...Scored the extra-attacker, tying goal with 10 seconds remaining in regulation and became the fifth Hurricane player to score in his franchise debut at BUF, Mar. 12...Was acquired by CAR from COL in exchange for Bates Battaglia on Mar. 11...Scored fourth consecutive game-winner at CHI, Feb. 17...Scored the OT game-winner vs. MTL, Dec. 6...Scored a goal and notched an assist vs. OTT, Nov. 6...Scored COL's first goal of the season vs. DAL, Oct. 9.

2001-02 HIGHLIGHTS

Completed his rookie season in the NHL with COL, recording 18-12-30 in 52 games...Finished seventh among NHL rookies in scoring...Ranked tied for third among all rookies in goals...Began the season with Hershey (AHL), recalled on Nov. 20...Remained with COL for the club's final 61 games...Named NHL's Rookie of the Month for February...Recorded a three-game goal-scoring streak (3-0-3) from Feb. 11-26...Recorded his first hat trick at MIN, Feb. 8, scoring on all three of his shots...Recorded a five-game point streak (3-3-6), the second-longest by a rookie, from Dec. 1-8...Tallied first career NHL goal at NYI, Nov. 21...Had a three-game point/assist streak (1-5-6) from Nov. 20-24 to begin NHL career...Recorded two power-play assists in NHL debut at NYR...**2002 Playoffs:** Appeared in nine playoff games for Colorado...Made NHL playoff debut in Game 1 vs. LAK.

2000-01 HIGHLIGHTS

Led Shawinigan (QMJHL) with 56 goals and ranked second on the team with 120 points...Ranked sixth among all QMJHL players in goals and points...His plus-48 rating was third on the club and seventh overall in the league...Recorded four hat tricks in his first 13 games...Held the longest point streak in the league at 31 games from Nov. 11-March 11...Named QMJHL Offensive Player of the Month for September and October...Played in one playoff game for Hershey (AHL), notching his first professional point (assist) in his first professional game.

1999-2000 HIGHLIGHTS

Finished third in scoring with Hull (QMJHL), tallying 29-45-74 in 58 games.

1998-99 HIGHLIGHTS

Was a first round selection (18th overall) in the 1998 CHL Import Draft...Tallied 22-38-60 in 54 games with Hull of the QMJHL.

INTERNATIONAL CAREER

2008: Recorded 5-2-7 in seven games while playing for the Czech Republic at the IIHF World Championship Halifax and Quebec City...Ranked tied for second on the team in goals and tied for third in points...**2005:** Played for the Czech Republic at the IIHF World Championship in Austria, recording an assist in three games.

PERSONAL

Radim and his wife Petra have one son, Krystof...Most memorable hockey moment is scoring his first NHL goal...Favorite road city in the NHL is New York...Other favorites include The Shawshank Redemption (movie), Seinfeld (TV show), Nirvana (band), Czech Republic (vacation spot)...If he could meet one person, dead or alive, it would be his father...Enjoys playing tennis and soccer in the offseason...Nickname is "Verby".

VRBATA'S PROFESSIONAL CAREER RECORD

SEASON	TEAM	LEAGUE	GP	G	A	PTS	PP	SH	GW	+/-	PIM
2000-01	Hershey	AHL	-	-	-	-	-	-	-	-	-
2001-02	Colorado	NHL	52	18	12	30	6	0	3	7	14
	Hershey	AHL	20	8	14	22	-	-	-	-	8
2002-03	Colorado	NHL	66	11	19	30	3	0	4	0	16
	Carolina	NHL	10	5	0	5	3	0	0	-7	2
2003-04	Carolina	NHL	80	12	13	25	4	0	2	-10	24
2005-06	Carolina	NHL	16	2	3	5	1	0	0	0	6
	Chicago	NHL	45	13	21	34	5	0	0	4	16
2006-07	Chicago	NHL	77	14	27	41	5	0	2	-4	26
2007-08	Phoenix	NHL	76	27	29	56	7	3	5	6	14
2008-09	Tampa Bay	NHL	18	3	3	6	1	0	0	-1	8
2009-10	Phoenix	NHL	82	24	19	43	7	0	4	6	24
2010-11	Phoenix	NHL	79	19	29	48	10	0	2	5	20
2011-12	Phoenix	NHL	77	35	27	62	9	1	12	24	24
FRANCHISE TOTALS			314	105	104	209	33	4	23	41	82
NHL TOTALS			678	183	202	385	61	4	34	30	194

VRBATA'S PROFESSIONAL POSTSEASON CAREER RECORD

SEASON	TEAM	LEAGUE	GP	G	A	PTS	PIM
2000-01	Hershey	AHL	1	0	1	1	2
2001-02	Colorado	NHL	9	0	0	0	0
2009-10	Phoenix	NHL	7	2	2	4	4
2010-11	Phoenix	NHL	4	2	3	5	0
2011-12	Phoenix	NHL	16	2	3	5	8
FRANCHISE TOTALS			27	6	8	14	12
NHL TOTALS			36	6	8	14	12

VRBATA'S AMATEUR/INTERNATIONAL CAREER RECORD

SEASON	TEAM	LEAGUE	GP	G	A	PTS	PP	SH	GW	+/-	PIM
1998-99	Hull	QMJHL	54	22	38	60	-	-	-	-	16
1999-00	Hull	QMJHL	58	29	45	74	-	-	-	-	26
2000-01	Shawinigan	QMJHL	55	56	64	120	-	-	-	-	67
2004-05	Liberec	Czech	45	18	21	39	-	-	-	-	91
2008-09	Liberec	Czech	7	7	2	9	-	-	-	-	2
	Mlada Boleslav	Czech	11	5	3	8	-	-	-	-	18

2011-12 REAL TIME STATS

SHOTS: 232
PP POINTS: 17
TAKEAWAYS: 37

CAREER HIGHLIGHTS

MOST GOALS/GAME:

3 – 3 times (last 1/24/08 vs. NSH)+

MOST ASSISTS/GAME:

3 – 2 times (last 10/20/06 at DAL)^

MOST POINTS/GAME:

4 – 2 times (last 1/24/08 vs. NSH)+

MOST PIM/GAME:

4 – 3 times (last 4/13/06 vs. DET)^

MOST SHOTS/GAME:

10 – 3/18/10 at FLA+

LONGEST GOAL STREAK:

4 games – 3 times (last 12/10/10-12/16/10)+

LONGEST ASSIST STREAK:

5 games – 1/31/12-2/9/12+

LONGEST POINT STREAK:

7 games – 1/24/12-2/11/12+

CAREER HAT TRICKS:

3 (last 1/24/08 vs. NSH)+

MULTIPLE POINT GAMES:

88 – last 1/31/12 vs. ANA+

FIRSTS

FIRST COYOTES GAME:

10/4/07 vs. STL

FIRST COYOTES GOAL:

10/11/07 at NSH

FIRST COYOTES ASSIST:

10/4/07 vs. STL

FIRST NHL GAME:

11/20/01 at NYR*

FIRST NHL GOAL:

11/21/01 at NYI*


FIRST NHL ASSIST:

11/20/01 at NYR*

* w/ COL, ^ w/ CHI, + w/ PHX

KEITH YANDLE

3



Defense

6'1" • 190

Shoots: **Left**

Born: **Sept. 9, 1986,**

Boston, Massachusetts

Age: **26**

DRAFTED

Phoenix's third choice (fourth round, 105th overall) in the 2005 Entry Draft

2011-12 HIGHLIGHTS

Appeared in all 82 games for the third consecutive season for PHX...Ranked fourth on the team in scoring with 11-32-43...His 43 points ranked 14th among NHL defensemen...Led the team in TOI/g (22:20) and ranked second on the team in assists (32), power-play assists (11) and power-play TOI/g (3:27)...2012 NHL All-Star...Had seven multi-point games...Scored a goal at STL, Apr. 6...Collected his 30th assist of the season vs. SJS, Mar. 10...Scored his ninth goal of the season at CBJ, Mar. 6...Four-game assist streak from Feb. 23-Mar. 1...Netted a goal at DAL, Feb. 7...Collected 0-2-2 vs. COL, Jan. 16...Collected an assist and was a plus-3 vs. NYI, Jan. 7...Posted a four-game point streak (2-2-4) from Dec. 3-8...Netted the GWG at NSH, Dec. 6...Collected 0-2-2 vs. DAL, Nov. 26...Recorded 1-1-2 vs. ANA, Nov. 23...Collected 0-2-2 at BUF, Nov. 19...Collected 0-2-2 vs. NJD, Oct. 27...Recorded 1-1-2 at ANA, Oct. 23...Skated in a career high 31:04 TOI and had two assists at SJS, Oct. 8...**2012 Playoffs:** Ranked second on the team in postseason scoring with 1-8-9...Led the team in assists (8) and plus/minus (plus-5)...Registered 1-1-2 in five games of the WCF against LAK...Scored a goal in Game 5 of the WCF vs. LAK, May 22...Collected two assists in the WCSF against NSH...Collected five assists in the WCQF against CHI...Picked up two assists in Game 2 vs. CHI, Apr. 12.

2010-11 HIGHLIGHTS

Appeared in all 82 games for the second consecutive season for PHX...Posted career highs in assists (48), points (59) and penalty minutes (68)...2011 NHL All-Star...Led the team in assists and was second among all NHL defensemen in assists...Third among all NHL defensemen in scoring...Ranked first on the team in TOI/g (24:22) and was second on the team in blocked shots (103) and penalty minutes (68)...Ranked third on the team in plus/minus (plus-12) and SOG (199)...Tied for the team lead in power-play points (3-23-26)...His 24 power-play assists ranked sixth best in the NHL among defensemen and his 26 power-play points were eighth best...Had 11 multi-point games...Posted a team season-high plus-4 rating at ANA, Mar. 13...Skated 30:06 vs. VAN, Mar. 8...Skated 30:24 vs. DET, Mar. 5...Scored 10th goal of the season at CHI, Feb. 27...Matched a career high with three assists vs. ATL, Feb. 17...Recorded a career high 10-game point streak (3-12-15) from at CBJ, Jan. 11 to at SJS, Feb. 1...Had career high nine-game assist streak (0-12-12) from at CBJ, Jan. 11 to at COL, Jan. 26...Named the NHL's Second Star of the Month for Jan. (3-14-17)...Set new career high in assists (30) vs. NSH, Jan. 18...Posted sixth career three-point game (1-2-3) vs. TOR, Jan. 13...Tallied three assists vs. LAK, Dec. 29...Posted a career high nine shots vs. FLA, Dec. 4...Skated a career high 30:38 vs. FLA, Dec. 4...**2011 Playoffs:** Had a team-high five assists in four WCQF games vs. DET...Averaged a team leading 25:50 TOI/g...Recorded three assists in Game 2 of the WCQF at DET on Apr. 16.

2009-10 HIGHLIGHTS

Set new career highs in goals (12), assists (29), points (41), games played (82), penalty minutes (45) and plus/minus (plus-16)...Led all Coyotes defensemen in scoring...Ranked 23rd in scoring among all NHL defensemen...One of four Coyotes players to appear in all 82 regular season games...Finished with 10 multi-point games...Recorded two assists vs. EDM, Apr. 3...Collected a goal and two assists in 4-3 SO loss at NSH, Mar. 25...Scored two goals in win at DET for his first career multi-goal game, Jan. 26...Scored the GWG in 3-2 win vs. LAK, Dec. 26...Tied career high with three assists at TOR, Dec. 16...Scored the GWG vs. PHI, Nov. 21...Collected a career high three assists in win at CBJ, Oct. 28...Registered a goal and an assist for his first points of the season in win vs. BOS, Oct. 17...**2010 Playoffs:** Appeared in all seven playoff games vs. DET...Recorded 2-3-5 to rank tied for second on the team in postseason scoring...Collected two assists in Game 6 win at DET, Apr. 25...Scored a goal in Game 2 vs. DET, Apr. 16...Scored a goal and added an assist while making his playoff debut in a Game 1 win vs. DET, Apr. 14.

2008-09 HIGHLIGHTS

Appeared in 69 games with PHX, recording 4-26-30 and 37 penalty minutes...Set career highs in games played (69), assists (26), points (30) and PIM (37)...Ranked second among Coyotes defensemen in scoring and ranked third on the team in power-play points (1-12-13)...Finished with four multi-point games...Registered two assists vs. ANA, Apr. 11...Recorded a two-game goal streak (2-0-2) from Jan. 18-20...Collected 1-1-2 at VAN, Jan. 15...Logged a season-high 23:59 TOI and recorded an assist at STL, Dec. 6...Set a new career high by recording his 13th point (assist) at LAK, Dec. 2...Put together a career high three-game point streak (0-3-3) from Nov. 15-21...Had two assists in win vs. FLA, Nov. 8...Scored a goal in season-opening win vs. CBJ, Oct. 11.

2007-08 HIGHLIGHTS

Appeared in 43 games with PHX, recording 5-7-12 and 14 penalty minutes...Ranked second among Coyotes rookies in PP goals (4)...Also played in 30 games with San Antonio (AHL) and finished with 1-14-15 and 80 penalty minutes...Re-joined the Rampage for the Calder Cup playoffs and appeared in five contests...Appeared in 27 of the Coyotes' final 31 games...Recorded a season-high 24:22 TOI vs. SJS, Mar. 25...Notched his first career multi-point game with a goal and an assist as well as a season-high six shots vs. LAK, Mar. 20...Collected a point in back-to-back games with an assist vs. OTT (Mar. 8) and a goal vs. ANA (Mar. 11)...Made his first career penalty shot attempt vs. NSH, Feb. 10 (no goal)...Scored a goal and logged 15:00 TOI at VAN, Jan. 11...Scored his first career NHL goal in a 3-2 win at PHI, Dec. 18...Made his season debut with the Coyotes at NYR, Dec. 16...Recalled from San Antonio (AHL), Dec. 10...Ranked second among Rampage defensemen in points (13) and assists (12) at time of recall.

Career vs. NHL

TEAM	GP	G	A	PTS	PIM
ANA	24	6	13	19	25
BOS	5	1	2	3	2
BUF	7	0	3	3	4
CGY	19	4	5	9	14
CAR	5	0	1	1	2
CHI	18	2	4	6	2
COL	18	1	6	7	10
CBJ	18	3	8	11	10
DAL	28	3	11	14	26
DET	17	5	5	10	6
EDM	19	1	9	10	13
FLA	4	0	4	4	0
LAK	28	2	9	11	16
MIN	17	1	6	7	13
MTL	5	0	1	1	0
NSH	19	3	11	14	8
NJD	4	0	3	3	4
NYI	4	0	4	4	2
NYR	7	0	1	1	0
OTT	5	1	3	4	0
PHI	6	2	2	4	0
PHX	-	-	-	-	-
PIT	4	0	0	0	2
SJS	28	1	6	7	14
STL	18	2	8	10	20
TBL	6	1	0	1	14
TOR	4	1	5	6	2
VAN	19	3	6	9	12
WSH	4	0	2	2	2
WPG	5	0	6	6	0
TOTALS	365	43	144	187	223



PACK FACT

Was selected to his second consecutive NHL All-Star Game in Ottawa, Ontario in 2011-12.

2006-07 HIGHLIGHTS

Appeared in seven games with PHX, collecting two assists...Had an assist in 18:09 TOI at EDM, Oct. 23...Picked up his first NHL point (assist) at NSH, Oct. 14...Made his NHL debut at DET, Oct. 11, notching 19:57 TOI...Reassigned to San Antonio (AHL) on Oct. 30...Played in 66 games for the Rampage, recording 6-27-33 and 97 PIM...Led all Rampage defensemen in points (33), assists (27) and tied for first in goals (6)...Ranked third on the team in penalty minutes (97)...Represented San Antonio at the AHL All-Star Game.

2005-06 HIGHLIGHTS

Recorded 25-59-84 and 109 penalty minutes in 66 games for Moncton (QMJHL)...Named Canadian Major Junior Defenseman of the Year...Honored with Emile Bouchard Trophy as QMJHL's Best Defenseman and Telus Trophy as the league's Defensive Player of the Year...Named to QMJHL First All-Star Team...Led all CHL defensemen in scoring and ranked second in assists (59) and tied for second in goals (25)...Led QMJHL defensemen in assists and points while tied for second in goals, tied for third in PPGS (15), and fourth in plus/minus (plus-50)...Ranked second overall on Moncton in assists and third in points...Honored as QMJHL Defensive Player of the Month for November...Named QMJHL Defensive Player of the Week three times during season...Led Moncton to first-place finish in QMJHL and to Memorial Cup final...Scored three goals in five games during Memorial Cup, including two goals in the championship game.

2004-05 HIGHLIGHTS

Named New England prep school First Team All-Star at Cushing Academy.

INTERNATIONAL CAREER

2010: Represented the United States at the IIHF World Championship in Germany...Recorded 1-3-4 in six games to rank tied for third on the team in scoring...Also ranked tied for third in scoring among all defensemen in the tournament.

PERSONAL

Favorite player growing up was Ray Bourque...Credits his father for having the greatest impact on his hockey career...Enjoys playing golf in his spare time...Would like to be a fire fighter if he weren't a hockey player...Favorite non-hockey sports team is the Boston Red Sox...Other favorites include: chicken parmesan (food); "Family Guy" (TV show); and "The Town" (movie)...First job was as a paper boy...Keith and his wife Kristyn have a daughter named Mila.

YANDLE'S AMATEUR/INTERNATIONAL CAREER RECORD

SEASON	TEAM	LEAGUE	GP	G	A	PTS	PP	SH	GW	+/-	PIM
2004-05	Cushing Academy	NEPSIHA	34	14	40	54	-	-	-	-	52
2005-06	Moncton	QMJHL	66	25	59	84	15	0	3	50	109

YANDLE'S PROFESSIONAL CAREER RECORD

SEASON	TEAM	LEAGUE	GP	G	A	PTS	PP	SH	GW	+/-	PIM
2006-07	Phoenix	NHL	7	0	2	2	0	0	0	0	8
	San Antonio	AHL	69	6	27	33	3	0	1	-15	97
2007-08	Phoenix	NHL	43	5	7	12	4	0	0	-12	14
	San Antonio	AHL	30	1	14	15	1	0	0	3	80
2008-09	Phoenix	NHL	69	4	26	30	1	0	0	-4	37
2009-10	Phoenix	NHL	82	12	29	41	5	0	2	16	45
2010-11	Phoenix	NHL	82	11	48	59	3	0	0	12	68
2011-12	Phoenix	NHL	82	11	32	43	0	0	2	5	51
FRANCHISE and NHL TOTALS			365	43	144	187	13	0	4	17	223

YANDLE'S PROFESSIONAL POSTSEASON CAREER RECORD

SEASON	TEAM	LEAGUE	GP	G	A	PTS	PIM
2007-08	San Antonio	AHL	5	0	0	0	8
2009-10	Phoenix	NHL	7	2	3	5	4
2010-11	Phoenix	NHL	4	0	5	5	0
2011-12	Phoenix	NHL	16	1	8	9	10
FRANCHISE and NHL TOTALS			27	3	16	19	14

2011-12 REAL TIME STATS

SHOTS: 196
BLOCKS: 77
TAKEAWAYS: 24

CAREER HIGHLIGHTS

MOST GOALS/GAME:

2 – 1/26/10 at DET

MOST ASSISTS/GAME:

3 – 4 times (last 2/17/11 vs. ATL)

MOST POINTS/GAME:

3 – 7 times (last 2/17/11 vs. ATL)

MOST PIM/GAME:

17 – 10/31/09 vs. ANA

MOST SHOTS/GAME:

9 – 12/4/10 vs. FLA

LONGEST GOAL STREAK:

2 games – 12/5/12-12/6/12

LONGEST ASSIST STREAK:

9 games – 1/11/11-1/26/11

LONGEST POINT STREAK:

10 games – 1/11/11-2/1/11

CAREER HAT TRICKS:

NONE

MULTIPLE POINT GAMES:

33 (last 1/26/12 vs. COL)

FIRSTS

FIRST COYOTES GAME:

10/11/06 at DET

FIRST COYOTES GOAL:

12/18/07 at PHI

FIRST COYOTES ASSIST:

10/14/06 at NSH

FIRST NHL GAME:

10/11/06 at DET

FIRST NHL GOAL:

12/18/07 at PHI

FIRST NHL ASSIST:

10/14/06 at NSH



IN THE SYSTEM



SCOTT ARNOLD

C

Height: 6'2" Weight: 205 lbs Shoots: Right
 Born: June 23, 1989, Pointe-Claire, Quebec
 Acquired: Signed as a college free agent, Mar. 23, 2012
 Drafted: Not Drafted

SEASON	TEAM	LEAGUE	REGULAR SEASON					PLAYOFFS				
			GP	G	A	PTS	PIM	GP	G	A	PTS	PIM
2006-07	Brockville	CJHL	13	3	3	6	4	-	-	-	-	-
2007-08	Brockville	CJHL	58	22	23	45	73	-	-	-	-	-
2008-09	Brockville	CJHL	43	17	23	40	89	-	-	-	-	-
2009-10	Brockville	CJHL	61	42	33	75	82	-	-	-	-	-
2010-11	Niagara	AHA	34	16	6	22	49	-	-	-	-	-
2011-12	Niagara	AHA	33	10	8	18	42	-	-	-	-	-

CAREER NOTES: **2011-12:** Skated in 33 games with Niagara in his sophomore season, registering 10-8-18 in 33 games...**2010-11:** Named to the AHA All-Academic Team...Appeared in 34 games with the Purple Eagles, recording 16 goals (third on the team, first among Niagara rookies)...Sixth overall in team scoring...Netted one game-winning goal...**2006-10:** Registered 86-83-169 in 173 career games for Brockville (CJHL).



EVAN BLOODOFF

LW

Height: 5'11" Weight: 195 lbs Shoots: Left
 Born: Nov. 21, 1990, Nelson, British Columbia
 Drafted: Phoenix's sixth choice (sixth round, 157th overall) in the 2009 Entry Draft

SEASON	TEAM	LEAGUE	REGULAR SEASON					PLAYOFFS				
			GP	G	A	PTS	PIM	GP	G	A	PTS	PIM
2006-07	Kelowna	WHL	59	4	4	8	20	-	-	-	-	-
2007-08	Kelowna	WHL	69	15	12	27	69	7	1	0	1	4
2008-09	Kelowna	WHL	71	12	9	21	77	22	3	3	6	10
2009-10	Kelowna	WHL	9	3	0	3	13	12	0	3	3	6
2010-11	Kelowna	WHL	72	22	22	44	76	6	1	4	5	10
2011-12	Portland	AHL	46	6	2	8	10	-	-	-	-	-

CAREER NOTES: **2011-12:** Appeared in first professional season with Portland (AHL), registering 6-2-8 in 46 games...**2010-11:** Skated in all 72 games for Kelowna (WHL) in his overage season...Assistant Captain recorded 22-22-44 with a plus-11 rating...**2009-10:** Missed the majority of the season with an injury, only appearing in nine games...Returned to skate in the WHL postseason, where he collected three assists in 12 games...**2008-09:** Racked up 77 penalty minutes in 71 games for the Rockets...Netted 12 goals and finished the season with 21 points...Played in 22 WHL postseason games, recording 3-3-6.



IN THE SYSTEM



MATHIEU BRODEUR

D

Height: 6'6" Weight: 220 lbs Shoots: Left
 Born: June 21, 1990, Montreal, Quebec
 Drafted: Phoenix's fifth choice (third round, 76th overall) in the 2008 Entry Draft

SEASON	TEAM	LEAGUE	REGULAR SEASON					PLAYOFFS				
			GP	G	A	PTS	PIM	GP	G	A	PTS	PIM
2006-07	Laurentides	QAAA	44	5	7	12	58	15	2	4	6	18
2007-08	Cape Breton	QMJHL	69	1	6	7	27	11	0	0	0	6
2008-09	Cape Breton	QMJHL	61	3	12	15	15	11	1	3	4	4
2009-10	Cape Breton	QMJHL	65	4	25	29	31	5	0	0	0	9
	San Antonio	AHL	2	0	1	1	0	-	-	-	-	-
2010-11	San Antonio	AHL	4	0	0	0	2	-	-	-	-	-
	Las Vegas	ECHL	52	0	1	1	43	-	-	-	-	-
2011-12	Portland	AHL	43	2	4	6	29	-	-	-	-	-

CAREER NOTES: **2011-12:** Appeared in 43 games with Portland (AHL)...Scored his first career AHL goal vs. Connecticut, Jan. 18...**2010-11:** In his first season in the ECHL, registered one assist in 52 games with Las Vegas...Appeared in four games with San Antonio (AHL)...**2009-10:** Appeared in 65 games with Cape Breton of the QMJHL...Recorded 4-25-29 and 31 PIM...Set QMJHL career highs in goals, assists, points and PIM...Ranked fourth among Cape Breton defensemen in scoring...His plus-21 rating ranked fifth overall on the team...Appeared in five QMJHL postseason games...Played in two games with San Antonio (AHL)...Made his professional debut with the Rampage vs. Houston, Apr. 8...Recorded his first professional point (assist) vs. Houston, Apr. 11...**2008-09:** Played in 61 games with Cape Breton (QMJHL)...Registered 3-12-15 and 15 PIM...Set playoff career highs in goals (1), assists (3) and points (4) while appearing in 11 postseason contests...**2007-08:** In his first season in the QMJHL, collected 1-6-7 and 27 PIM in 69 games with Cape Breton...Scored his first QMJHL goal vs. Lewiston, Jan. 6...Also appeared in 11 postseason games...**2006-07:** Recorded 5-7-12 and 58 PIM in 44 games with Laurentides of the QAAA...Notched 2-4-6 and 18 PIM in 15 postseason games.



CHRIS BROWN

RW

Height: 6'2" Weight: 215 lbs Shoots: Right
 Born: Feb. 3, 1991, Flower Mound, Texas
 Drafted: Phoenix's second choice (second round, 36th overall) in the 2009 Entry Draft

SEASON	TEAM	LEAGUE	REGULAR SEASON					PLAYOFFS				
			GP	G	A	PTS	PIM	GP	G	A	PTS	PIM
2007-08	U.S. National U-17	NTDP	63	13	7	20	74	-	-	-	-	-
2008-09	U.S. National U-18	NTDP	62	20	18	38	120	-	-	-	-	-
2009-10	Michigan	CCHA	45	13	15	28	58	-	-	-	-	-
2010-11	Michigan	CCHA	42	9	14	23	59	-	-	-	-	-
2011-12	Michigan	CCHA	38	12	17	29	66	-	-	-	-	-

CAREER NOTES: **2011-12:** Registered a career high 29 points in 38 games in his junior season at Michigan...Set a new career best for assists and penalty minutes (66)...Ranked fifth on the team in points, fourth in goals and tied for second in assists...All-CCHA Honorable Mention...Scored GWG in CCHA quarter final vs. Notre Dame, Mar. 9...Tied his career high with 1-2-3 in the Frozen Diamond Faceoff on vs. Ohio State, Jan. 15...Earned points in four straight games from Jan. 6-15, posting 3-4-7 during the run...**2010-11:** Michigan Athletic Academic Achievement winner...Helped the Wolverines win CCHA regular season championship and reach the NCAA Frozen Four title game...Second on the team in game-winning goals (5) — had four in six games from Feb. 12-March 11...Set career-best point streak at seven games (5-3-7) from Feb. 11-March 11; had career-best three-game goal streak (Feb. 11-18) and career-best three-game assist streak (Feb. 19-26)...Won a bronze medal with Team USA at the 2011 IIHF World Junior Championship in Buffalo, New York; posted two goals and one assist in six games...**2009-10:** Helped Michigan win CCHA Tournament, reach quarter final round of the NCAA Tournament...CCHA All-Rookie Team...CCHA Rookie of the Year finalist...First on the team in power-play goals (7), second in game-winning goals (4)...Led all Michigan rookies in goals (13), assists (15) and points (28)...CCHA Offensive Player of the Week (Dec. 7)...CCHA Rookie of the Week (Nov. 2)...Scored back-to-back game-winning goals vs. Michigan State (Jan. 30) and Bowling Green (Feb. 4)...Made his career debut at Alaska (Oct. 9)...**2008-09:** Played in 62 games for the U.S. NTDP U-18 Team...Led team with 120 PIM...Recorded 20 goals, including one game-winner, in addition to notching 18 assists...Finished season with 10 power-play tallies, the second most of his team...Won a gold medal with Team USA at the 2009 IIHF World Under-18 Championship and led the U.S. to first place at the 2009 U-18 Five Nations Tournament in Nykoping, Sweden...**2007-08:** Played in 63 games for the U.S. NTDP U-17, registering 13-7-20...Ranked second on the team with four game-winning goals...Helped the U.S. capture first place at the 2008 Men's U-18 Four Nations Cup in Lake Placid, N.Y.



IN THE SYSTEM




LOUIS DOMINGUE

G

Height: 6'3" Weight: 200 lbs Catches: Right
 Born: Mar. 6, 1992, St-Hilaire, Quebec
 Drafted: Phoenix's fifth choice (fifth round, 138th overall) in the 2010 Entry Draft

SEASON	TEAM	LEAGUE	REGULAR SEASON							PLAYOFFS						
			GP	MIN	GA	SO	SV%	GAA	W-L-OTL	GP	MIN	GA	SO	SV%	GAA	W-L-OTL
2008-09	Moncton	QMJHL	12	621	26	0	.924	2.51	5-5-0	-	-	-	-	-	-	-
2009-10	Moncton	QMJHL	22	1195	56	1	.902	2.81	11-9-0	-	-	-	-	-	-	-
	Quebec	QMJHL	19	1017	43	2	.910	2.54	9-8-0	9	454	33	0	.863	4.35	3-5-0
2010-11	Quebec	QMJHL	57	3032	134	2	.898	2.65	37-12-3	18	995	41	1	.913	2.47	11-5-1
2011-12	Quebec	QMJHL	39	2162	94	4	.914	2.61	23-8-4	11	679	30	0	.897	2.65	7-3-1

CAREER NOTES: 2011-12: Led the league in SV% (.914)...Played in 39 games for Quebec, posting a 23-8-4 record...Recorded career highs in shutouts (4) and GAA (2.61)...Went 7-3-1-0 in 11 postseason games...Posted the third-best GAA (2.65) in the QMJHL postseason...**2010-11:** Appeared in a career high 57 games in his third QMJHL season; playing a full-season for the Quebec Remparts...He posted a 2.65 GAA and .898 SV%, leading the Remparts to the third-best record in the league...Posted an 11-5-1-0 record with one shutout...Registered a 2.47 GAA and .913 SV% in the postseason as Quebec reached the league semifinal...Invited to Canada's 2012 World Junior development camp...**2009-10:** Began the season with Moncton, posting a 11-9-0 record in 22 games...Traded to the Quebec Remparts in mid-season...Appeared in 19 games for Quebec, posting a 2.54 GAA along with a .910 SV%...Played in nine postseason games for the Remparts, recording a 4.35 GAA and a .863 SV%...Represented Team Orr at the 2010 CHL Top Prospects Game...**2008-09:** Appeared in 12 games for Moncton in his rookie QMJHL season, posting a 5-5-0 record while registering a 2.51 GAA and a .924 SV%.



DARIAN DZIURZYNSKI

LW

Height: 6'0" Weight: 207 lbs Shoots: Left
 Born: Mar. 30, 1991, Lloydminster, Alberta
 Drafted: Phoenix's sixth choice (fifth round, 141th overall) in the 2011 Entry Draft

SEASON	TEAM	LEAGUE	REGULAR SEASON						PLAYOFFS					
			GP	G	A	PTS	PIM		GP	G	A	PTS	PIM	
2007-08	Saskatoon	WHL	33	3	1	4	18		-	-	-	-	-	
	Lloydminster	AJHL	2	0	0	0	0		-	-	-	-	-	
2008-09	Saskatoon	WHL	64	10	15	25	96		7	0	1	1	6	
2009-10	Saskatoon	WHL	70	14	15	29	156		7	3	6	9	9	
2010-11	Saskatoon	WHL	72	35	22	57	125		10	3	3	6	18	
2011-12	Saskatoon	WHL	4	3	0	3	4		-	-	-	-	-	
	Brandon	WHL	61	27	16	43	106		9	2	2	4	16	

CAREER NOTES: 2011-12: Began the season with Saskatoon, scoring three goals...Traded to Brandon...Appeared in 61 games for the Wheat Kings, recording 27-16-43 and 106 PIM...In nine postseason contests, he produced 2-2-4 and 16 PIM...**2010-11:** One of three players to skate in all 72 games for Saskatoon...Led the Blades to the league's best record while scoring 35 goals; good for second on the team...Recorded 125 PIM (third most) on the Blades...Registered 3-3-6 and 18 PIM in 10 postseason games...**2009-10:** Appeared in 70 games with Saskatoon, posting 14-15-29 and was a plus-1...Led the team with 156 PIM...Added 3-6-9 in seven postseason games...Missed three playoffs games due to suspension...**2008-09:** Skated in 64 games with Saskatoon in his second WHL season...Recorded 10-15-25 with a plus-12 rating...Third on the team with 96 PIM...Appeared in all seven playoff games in the Blades' first round loss to Lethbridge...**2007-08:** Appeared in his first WHL season with Saskatoon, skating in 33 games.



IN THE SYSTEM



MAXIM GONCHAROV

D

Height: 6'4" Weight: 215 lbs Shoots: Right
 Born: June 15, 1989, Moscow, Russia
 Drafted: Phoenix's fifth choice (fifth round, 123rd overall) in the 2007 Entry Draft

SEASON	TEAM	LEAGUE	GP	REGULAR SEASON					PLAYOFFS				
				G	A	PTS	PIM		GP	G	A	PTS	PIM
2006-07	CSKA Moscow	Russia	18	0	0	0	10		5	0	0	0	2
2007-08	CSKA Moscow	Russia	47	3	3	6	38		6	0	2	2	0
2008-09	CSKA Moscow	KHL (Russia)	47	7	8	15	50		7	0	0	0	4
2009-10	CSKA Moscow	KHL (Russia)	51	4	13	17	52		3	1	0	1	2
2010-11	San Antonio	AHL	61	6	9	15	65		-	-	-	-	-
2011-12	Portland	AHL	45	1	3	4	37		-	-	-	-	-

CAREER NOTES: **2011-12:** Skated in 45 games with Portland (AHL), recording 1-3-4 and 37 PIM...Scored his lone goal of the season vs. Wilkes-Barre/Scranton, Nov. 18...Registered first point (assist) as a Pirate at St. John's, Oct. 26...Made his Portland debut at Bridgeport, Oct. 8...**2010-11:** Appeared in his first professional season with San Antonio (AHL), recording 6-9-15 and 65 PIM in 61 games...Ranked second among Rampage defensemen in goals and points...**2009-10:** Appeared in 51 games for CSKA Moscow of the KHL (Russia)...Recorded 4-13-17 with 52 PIM and a plus-5 rating...Scored each of his four goals on the power-play to rank tied for second on the team in power-play goals...Ranked third among CSKA defensemen in points...Scored one goal while appearing in three postseason games...**2008-09:** Registered 7-8-15 and 50 PIM in 47 games for CSKA Moscow...Ranked second among CSKA defensemen in goals and power-play goals...Represented Russia at the 2009 IIHF World Junior Championship, helping his team to the bronze medal...Recorded 5-1-6 in seven games to lead the tournament in goals by a defenseman...Ranked second on the team in goals...Scored a goal in the bronze medal game vs. Slovakia...**2007-08:** Spent the majority of the season with CSKA Moscow, recording 3-3-6 in 47 games...Also collected two assists in six playoff games...**2006-07:** Appeared in 18 games for CSKA Moscow...Helped lead Russia to the gold medal at the 2007 IIHF U-18 World Championship.



BRANDON GORMLEY

D

Height: 6'2" Weight: 203 lbs Shoots: Left
 Born: Feb. 18, 1992, Charlottetown, Prince Edward Island
 Drafted: Phoenix's first choice (first round, 13th overall) in the 2010 Entry Draft

SEASON	TEAM	LEAGUE	GP	REGULAR SEASON					PLAYOFFS				
				G	A	PTS	PIM		GP	G	A	PTS	PIM
2008-09	Moncton	QMJHL	62	7	20	27	34		10	1	3	4	6
2009-10	Moncton	QMJHL	58	9	34	43	54		21	2	15	17	10
2010-11	Moncton	QMJHL	47	13	35	48	42		5	0	1	1	6
	San Antonio	AHL	4	1	0	1	0		-	-	-	-	-
2011-12	Moncton	QMJHL	26	10	17	27	18		-	-	-	-	-
	Shawinigan	QMJHL	9	0	5	5	4		7	5	2	7	8

CAREER NOTES: **2011-12:** Appeared in 26 games with Moncton...Registered 10-17-27...Traded to Shawinigan...Collected five assists for the Cataractes...Won the Memorial Cup with Shawinigan, producing 5-2-7 in seven games...Won a bronze medal with Canada at the 2012 IIHF World Junior Championship...Named the tournament's Best Defenseman...WJC First Team All-Star...**2010-11:** Led all Wildcats defensemen in scoring 13-35-48 in 47 games...Scored nine of his 13 goals on the power-play...Missed a portion of the season with an injury...Named to Canada's 2011 IIHF World Junior Championship squad (did not play due to injury)...Collected an assist in five postseason games...Named to the QMJHL Second All-Star team for the second consecutive season...Made his professional debut with San Antonio (AHL)...Scored a goal in four games with the Rampage...**2009-10:** Played in 58 games for Moncton, producing 9-34-43 and 54 PIM...He was a plus-31...Recorded 2-15-17 in 21 playoff games, leading the Wildcats to the QMJHL championship (President's Cup)...Suited up for Canada at the Ivan Hlinka Tournament...Represented Team Orr at the 2010 CHL Top Prospects Game...**2008-09:** Named to the QMJHL All-Rookie Team...In his QMJHL rookie season, registered 7-20-27 for Moncton...Added 1-3-4 in 10 postseason games...**2007-08:** Played for Notre Dame of the Saskatchewan Midget AAA league.



IN THE SYSTEM



BRETT HEXTALL

RW

Height: 5'10" Weight: 190 lbs Shoots: Right

Born: April 2, 1988, Philadelphia, Pennsylvania

Drafted: Phoenix's seventh choice (sixth round, 159th overall) in the 2008 Entry Draft

SEASON	TEAM	LEAGUE	REGULAR SEASON					PLAYOFFS				
			GP	G	A	PTS	PIM	GP	G	A	PTS	PIM
2006-07	Penticton	BCHL	59	18	27	45	156	11	2	2	4	8
2007-08	Penticton	BCHL	54	24	48	72	52	15	12	3	15	12
2008-09	North Dakota	WCHA	42	12	14	26	91	-	-	-	-	-
2009-10	North Dakota	WCHA	34	14	12	26	88	-	-	-	-	-
2010-11	North Dakota	WCHA	39	13	16	29	63	-	-	-	-	-
2011-12	Portland	AHL	72	7	8	15	59	-	-	-	-	-

CAREER NOTES: 2011-12: Recorded 7-8-15 and 59 PIM in his first professional season with Portland (AHL)...Scored his first professional goal in his pro debut at Bridgeport, Oct. 8...Scored a goal in back-to-back games (at Manchester, Nov. 6 & Nov. 9)...**2010-11:** Appeared in 39 games with North Dakota in his junior season, recording 13-16-29 and 63 PIM...Recorded career highs in assists (16) and points (29)...Selected to his second straight WCHA All-Academic team...Was a plus-24 in 39 games...Named WCHA Co-Offensive Player of the Week on Feb. 22 after scoring three goals in a series at St. Cloud State (Feb. 18-19)...**2009-10:** Appeared in 34 games with North Dakota (WCHA), registering 14-12-26 and 88 PIM...Scored a career high in goals (14)...Matched his career high point total (26), while missing nine games due to injury...Tied for second on the team with seven power-play goals...Led the Fighting Sioux in shooting percentage (15.1%)...Tallied three points in North Dakota's first round playoff series against Minnesota...Ranked third on the team with 88 PIM...**2008-09:** Appeared in 42 games in his freshman season with North Dakota, recording 12-14-26 and 91 PIM...Led all Sioux rookies with six power-play goals...Tied for third among WCHA freshmen in power-play goals...Twice named WCHA Rookie of the Week (week of Dec. 16 and Mar. 3)...Led the team with 91 PIM...**2006-08:** Spent two seasons with Penticton (BCHL), totaling 42-75-117 and 208 PIM in 113 regular season games...Appeared in 26 playoff games, collecting 14-5-19 and 20 PIM.



CHAD JOHNSON

G

Height: 6'3" Weight: 205 lbs Catches: Left

Born: June 10, 1986, Calgary, Alberta

Acquired: Signed as a free agent, July 1, 2012

Drafted: Pittsburgh's fourth choice (fifth round, 125th overall) in the 2006 Entry Draft

SEASON	TEAM	LEAGUE	GP	MIN	REGULAR SEASON					PLAYOFFS						
					GA	SO	SV%	GAA	W-L-OTL	GP	MIN	GA	SO	SV%	GAA	W-L-OTL
2003-04	Brooks	AJHL	31	1782	117	0	.898	3.94	6-20-3	-	-	-	-	-	-	-
2004-05	Brooks	AJHL	43	2505	109	2	-	2.61	25-16-2	-	-	-	-	-	-	-
2005-06	Alaska-Fairbanks	CCHA	18	985	42	0	.917	2.56	6-7-4	-	-	-	-	-	-	-
2006-07	Alaska-Fairbanks	CCHA	19	1002	52	1	.883	3.11	5-6-2	-	-	-	-	-	-	-
2007-08	Alaska-Fairbanks	CCHA	7	357	20	0	.893	3.36	0-6-0	-	-	-	-	-	-	-
2008-09	Alaska-Fairbanks	CCHA	35	2062	57	6	.940	1.66	14-16-5	-	-	-	-	-	-	-
2009-10	N.Y. Rangers	NHL	5	281	11	0	.919	2.35	1-2-1	-	-	-	-	-	-	-
	Hartford	AHL	47	2649	112	3	.911	2.54	24-18-2	-	-	-	-	-	-	-
2010-11	N.Y. Rangers	NHL	1	20	2	0	.818	6.00	0-0-0	-	-	-	-	-	-	-
	Connecticut	AHL	40	2271	103	2	.901	2.72	16-19-3	-	-	-	-	-	-	-
2011-12	Connecticut	AHL	49	2775	115	1	.919	2.49	22-18-6	-	-	-	-	-	-	-

CAREER NOTES: 2011-12: Appeared in 49 games with Connecticut (AHL), posting a record of 22-18-6 with one shutout...Recorded a 2.49 GAA and a .919 SV %...Set career AHL highs in GAA, SV%, games played (49) and minutes played (2775)...**2010-11:** Appeared in 40 games for Connecticut (AHL), posting a 16-19-3 mark...Led the team in wins...Tied for the team lead in shutouts (2)...Recorded a 10-2-2 mark in a 14-game stretch from Nov. 19- Jan. 5...Posted a 2.01 GAA, and a .918 SV% with two shutouts over the span...Made season debut with the Rangers, stopping nine of 11 shots after entering the game at the start of the third period at NYI, Mar. 31...Dressed as Henrik Lundqvist's backup in 16 games...**2009-10:** Ranked fourth among AHL rookies in SV% (.911) and saves (1,145), and fifth in wins (24), GAA (2.54) and shutouts (three)...Recorded first professional victory vs. Springfield, Oct. 10 (7-3), stopping 27 of 28 shots after entering at the start of the second period...Registered back-to-back shutouts (61 saves), stopping 26 shots vs. Manchester, Nov. 13 vs. and at Worcester, Nov. 14 (35 shots)...Posted a record of 7-1-0 from Oct. 31-Nov. 14, recording a 1.13 GAA with a .968 SV% and three shutouts...Made his NHL debut vs. Philadelphia, Dec. 30, entering at the start of the second period and stopping 17 of 20 shots in a no decision...Turned aside 34 shots, recording his first career NHL win (3-1) at Colorado, Jan. 31...Made first career NHL start at ATL, Jan. 7, recorded one assist...Dressed as Henrik Lundqvist's backup in 24 games...Finished the AHL season riding a season-high five-game winning streak from Apr. 2-11, recording a 5-0-0 mark with a 2.20 GAA and a .930 SV%...Selected to represent Canada at the 2010 IIHF World Championship...**2008-09:** Earned CCHA Player of the Year and Goalie of the Year honors...Named to the CCHA First All-Star Team...Selected to the NCAA West All-American Second Team...Was a finalist for the Hobey Baker Award, as the top player in collegiate hockey...Led the CCHA in GAA (1.66) and SV% (.940)...Established career highs in games played (35), wins (24), GAA, SV%, and shutouts (6)...Selected as Alaska-Fairbanks' MVP...**2007-08:** Made a season-high, 34 saves at No. 1 ranked Miami-Ohio, Dec. 7...**2006-07:** Earned first collegiate shutout against Air Force, Oct. 13...**2005-06:** Captured the Doug Desorcie Award as the team's top rookie...Ranked third in the CCHA among first-year players in GAA (2.56) and SV% (.917)...Named CCHA Rookie of the Week for the week ending Feb. 13...Named CCHA Rookie of the Week for the week ending Oct. 17.



IN THE SYSTEM



ROB KLINKHAMMER

LW

Height: 6'3" Weight: 214 lbs Shoots: Left
Born: Aug. 12, 1986, Lethbridge, Alberta
Acquired: Signed as a free agent, July 13, 2012
Drafted: Not Drafted

SEASON	TEAM	LEAGUE	REGULAR SEASON					PLAYOFFS				
			GP	G	A	PTS	PIM	GP	G	A	PTS	PIM
2003-04	Lethbridge	WHL	25	2	3	5	12	-	-	-	-	-
2004-05	Lethbridge	WHL	72	14	12	26	81	5	0	1	1	4
2005-06	Lethbridge	WHL	35	5	7	12	15	-	-	-	-	-
	Seattle	WHL	32	3	5	8	37	7	0	1	1	6
2006-07	Seattle	WHL	1	0	0	0	9	-	-	-	-	-
	Portland	WHL	37	23	19	42	70	-	-	-	-	-
	Brandon	WHL	28	10	21	31	29	11	4	4	8	22
2007-08	Norfolk	AHL	66	12	12	24	41	-	-	-	-	-
2008-09	Rockford	AHL	76	15	18	33	32	4	0	1	1	0
2009-10	Rockford	AHL	72	10	14	24	38	4	1	1	2	7
2010-11	Rockford	AHL	76	17	29	46	63	-	-	-	-	-
	Chicago	NHL	1	0	0	0	0	-	-	-	-	-
2011-12	Rockford	AHL	18	2	4	6	6	-	-	-	-	-
	Binghamton	AHL	35	12	23	35	30	-	-	-	-	-
	Ottawa	NHL	15	0	2	2	2	-	-	-	-	-

CAREER NOTES: **2011-12:** Appeared in 15 games with Ottawa and posted 0-2-2...Recorded his first NHL point (assist) vs. NYR, Mar. 8...Traded by Chicago to Ottawa in exchange for a 2013 seventh-round draft pick on Dec. 2...Recorded 12-23-35 in 30 games with Binghamton (AHL) and 2-4-6 in 18 games with Rockford (AHL)...**2010-11:** Appeared in one game for CHI making his NHL debut Dec. 8 vs. DAL...Recorded 17-29-46 in 76 games with Rockford to rank third on the team in scoring...His plus-14 rating led the IceHogs...Had 63 penalty minutes...Tied for third on the team with three game-winning goals...**2009-10:** Recorded 10-14-24 and 38 penalty minutes in 72 games with Rockford...Had 1-1-2 and seven penalty minutes in four playoff games...**2008-09:** Posted 15-18-33 and 32 penalty minutes with Rockford...Had a plus-14 rating...Recorded 0-1-1 in four playoff games...**2007-08:** In 66 games with Norfolk (AHL), he recorded 12-12-24 and 41 penalty minutes...**2006-07:** Split the season between Portland, Brandon and Seattle in the WHL...Had 23-19-42 and 70 penalty minutes with the Winter Hawks and 10-21-31 and 29 penalty minutes in 28 games with the Wheat Kings...Appeared in one game for Seattle...Added 4-4-8 in 11 playoff games with Brandon...**2005-06:** Split the season between Seattle and Lethbridge in the WHL...Played in 32 games with the Thunderbirds and recorded 3-5-8 and 37 penalty minutes...Posted 5-7-12 and 15 penalty minutes in 35 games with the Hurricanes...Added one assist in seven postseason games with Seattle...**2004-05:** In 72 games with Lethbridge, he recorded 14-12-26 and 81 penalty minutes...Posted 0-1-1 in five postseason games...**2003-04:** Recorded 2-3-5 and 12 penalty minutes in 25 games with Lethbridge.



PHILIP LANE

RW

Height: 6'3" Weight: 210 lbs Shoots: Right
Born: May 29, 1992, Rochester, New York
Drafted: Phoenix's second choice (second round, 52nd overall) in the 2010 Entry Draft

SEASON	TEAM	LEAGUE	REGULAR SEASON					PLAYOFFS				
			GP	G	A	PTS	PIM	GP	G	A	PTS	PIM
2008-09	Buffalo Jr. Sabres	OJHL	45	18	24	42	72	-	-	-	-	-
2009-10	Brampton	OHL	64	18	14	32	52	11	3	0	3	14
2010-11	Brampton	OHL	54	17	17	34	113	4	0	1	1	2
2011-12	Brampton	OHL	53	15	26	41	94	8	4	1	5	7

CAREER NOTES: **2011-12:** Appeared in 53 games with Brampton, recording 15-26-41...Set new career high point total (41)...Third in team scoring...Missed 15 games with an injury...Earned his 100th OHL point (goal) vs. Erie, Jan. 15...Named OHL Player of the Week for the period ending Dec. 11 after leading the Battalion with 1-6-7 in three straight wins...Registered career highs in assists (4) and points (4) at Kingston, Dec. 9...Career high five-game assist streak (0-5-5) ended Oct. 30...Scored first OHL shorthanded goal and added two assists at Sudbury, Sept. 24...**2010-11:** Played in 54 games with the Battalion, recording 17-17-34 and a plus-2 rating...Second on the team with 113 PIM...Suspended for two games...Collected an assist in four postseason games...**2009-10:** Appeared in 64 games in his first OHL season with Brampton...Produced 18-14-32 and 52 PIM...Scored three goals in 11 postseason games...**2008-09:** In 45 games with the Buffalo Jr. Sabres (OJHL), Lane registered 18-24-42 and 72 PIM.



IN THE SYSTEM



MIKE LEE

G

Height: 6'1" Weight: 190 lbs Catches: Left
 Born: Oct. 5, 1990, Roseau, Minnesota
 Drafted: Phoenix's third choice (third round, 91st overall) in the 2009 Entry Draft

SEASON	TEAM	LEAGUE	GP	MIN	REGULAR SEASON					W-L-OTL	PLAYOFFS					
					GA	SO	SV%	GAA	GP		MIN	GA	SO	SV%	GAA	W-L-OTL
2007-08	Roseau High	MN HS	29	1479	-	14	.936	1.10	27-2-0	-	-	-	-	-	-	-
2008-09	Fargo	USHL	48	2745	110	3	.918	2.40	26-15-4	10	545	24	1	-	2.64	7-3
2009-10	St. Cloud State	WCHA	26	1477	69	2	.917	2.80	12-9-3	-	-	-	-	-	-	-
2010-11	St. Cloud State	WCHA	32	1879	86	1	.910	2.75	12-14-4	-	-	-	-	-	-	-
2011-12	St. Cloud State	WCHA	16	968	36	1	.930	2.23	8-6-2	-	-	-	-	-	-	-

CAREER NOTES: 2011-12: Missed the majority of the season with an injury...Posted an 8-6-2 record with one shutout...Set career highs in GAA (2.23) and SV% (.930)...Team Captain...Ranked first in the WCHA among all goaltenders for SV%...Named to the All-America Division I Men's At-Large Team...Set a team record with his 29.8 saves per game rate...Finished his collegiate career ranking third in team history with 2,109 career saves...All-WCHA Academic Team...**2010-11:** Appeared in 32 games in his sophomore season at St. Cloud State...Posted a 12-14-4 record with one shutout as the starting netminder...Registered a 2.75 GAA and a .910 SV%...Earned the Frank Brimsek Award (Team MVP) and the Dave Torrey Award (Outstanding Goalie)...All-WCHA Academic Team...**2009-10:** Appeared in 26 games for the Huskies...Posted a record of 12-9-3...Made 37 saves in WCHA Semifinal shutout of Wisconsin...Led Team USA to the gold medal game at the 2010 IIHF World Junior Championship in Saskatoon, Sask...Posted an undefeated record of 4-0 with a 2.50 GAA and a .908 SV% in five games...Recorded the third-best SV% among tournament goaltenders...**2008-09:** Appeared in 48 games for the Fargo Force of the USHL...Earned a record of 26-15-4 with three shutouts...Named to the USHL's Western Division All-Star Team...Played for Team USA at the 2008 World Junior A Challenge, leading the team to the gold medal...Named the top goaltender in the tournament, posting a 4-0 record, 1.75 GAA and a .933 SV%...**2007-08:** Played out his junior year at Roseau High School in Minnesota...Compiled a 27-2-0 record, including 12 shutouts, a 1.10 GAA and a .936 SV%...Was quarterback on the football team and shortstop on the baseball club.



MARK LOUIS

D

Height: 6'4" Weight: 230 lbs Shoots: Right
 Born: Apr. 18, 1987, Ponoka, Alberta
 Acquired: Signed as a free agent, Apr. 30, 2012
 Drafted: Not Drafted

SEASON	TEAM	LEAGUE	GP	REGULAR SEASON				PIM	PLAYOFFS				
				G	A	PTS	GP		G	A	PTS	PIM	
2003-04	Brandon	WHL	39	0	1	1	18	-	-	-	-	-	
2004-05	Brandon	WHL	66	2	10	12	94	12	0	2	2	12	
2005-06	Brandon	WHL	58	1	7	8	61	6	0	0	0	4	
2006-07	Brandon	WHL	72	2	6	8	113	11	0	0	0	8	
2007-08	Brandon	WHL	6	0	2	2	15	-	-	-	-	-	
	Red Deer	WHL	62	5	14	19	78	-	-	-	-	-	
2008-09	St. Francis Xavier	CIS	3	0	0	0	8	-	-	-	-	-	
2009-10	St. Francis Xavier	CIS	11	0	2	2	36	8	0	0	0	14	
2010-11	St. Francis Xavier	CIS	27	1	1	2	48	12	0	1	1	10	
2011-12	St. Francis Xavier	CIS	25	1	4	5	47	3	0	0	0	18	
	Portland	AHL	23	0	4	4	72	-	-	-	-	-	

CAREER NOTES: 2011-12: Appeared in 23 games with Portland (AHL)...Made his professional debut at Connecticut, Feb. 24...Collected four assists and 72 PIM...Played 25 games for St. Francis Xavier (Canadian Interuniversity Sport), recording 1-4-5 and 47 PIM...**2008-11:** Appeared in 91 total career games with the X-Men, recording 2-9-11 and 195 PIM...**2003-08:** Appeared in 303 games career games in the Western Hockey League (WHL), registering 10-40-50 and 379 PIM with the Brandon Wheat Kings (2003-04 through 2007-08) and Red Deer Rebels (2007-08).



IN THE SYSTEM



ANDY MIELE

C

Height: 5'9" Weight: 175 lbs Shoots: Left
 Born: Apr. 15, 1988, Grosse Pointe Woods, Michigan
 Acquired: Signed as a free agent on Apr. 2, 2011
 Drafted: Not Drafted

SEASON	TEAM	LEAGUE	REGULAR SEASON					PLAYOFFS				
			GP	G	A	PTS	PIM	GP	G	A	PTS	PIM
2005-06	Cedar Rapids	USHL	52	10	17	27	41	8	0	4	4	4
2006-07	Cedar Rapids	USHL	13	7	8	15	15	-	-	-	-	-
	Chicago	USHL	45	13	29	42	70	4	2	4	6	14
2007-08	Chicago	USHL	29	30	11	41	78	-	-	-	-	-
	Miami (OH)	CCHA	18	6	8	14	4	-	-	-	-	-
2008-09	Miami (OH)	CCHA	41	15	15	30	34	-	-	-	-	-
2009-10	Miami (OH)	CCHA	43	15	29	44	61	-	-	-	-	-
2010-11	Miami (OH)	CCHA	39	24	47	71	35	-	-	-	-	-
2011-12	Portland	AHL	69	16	38	54	43	-	-	-	-	-
	Phoenix	NHL	7	0	0	0	6	-	-	-	-	-

CAREER NOTES: 2011-12: Appeared in his first professional season with Portland, skating in 69 games...Led the Pirates in scoring (16-38-54)...Recorded his first professional goal and assist in his professional debut at Bridgeport, Oct. 8...Tallied 2-3-5, including three power-play points vs. Manchester, Oct. 19...Made his NHL debut at Anaheim, Oct. 23...Recorded a six-game point streak (2-6-8) from Nov. 9-19 along with a five-game assist streak (1-6-7) from Nov. 11-19...Named as an AHL Eastern Conference All-Star...**2010-11:** Appeared in all 39 games with Miami (OH) as an Assistant Captain, recording 24-47-71 and 35 PIM...Led the nation in points...2011 Hobey Baker Award Winner...AHCA First-Team All-America...INCH First-Team All-America and Player of the Year...College Hockey News First-Team All-America...USCHO Player of the Year...USA Hockey College Player of the Year...CCHA Player of the Year...Recorded a 17-game point streak (Jan. 8-Mar. 19) during which he posted a total of 38 points...Registered a point in all but six games...Had a team-leading 22 multi-point games...Voted First-Team All-CCHA...Named to CCHA All-Tournament Team and named MVP...Ranks second on Miami's single-season assist list (47)...Tied for second on Miami's single-season points list (71)...Ranks sixth on Miami's all-time points list (159)...**2009-10:** Played in 43 games with Miami (OH), recording 15-29-44 and 61 PIM...Ranked second on the team with 44 points...Tallied a team-high 29 assists...**2008-09:** One of only six Miami players to appear in all 41 games...Totaled 15-15-30 and 34 PIM...Tallied at least one point in 21 games...**2007-08:** Appeared in 18 games in his first season with Miami (OH), recording 6-8-14 and four PIM...**2005-07:** Split time in the United States Hockey League (USHL) between Cedar Rapids and Chicago...Appeared in 139 games and registered 60-65-125...Collected 17 power-play goals and 25 power-play assists...Holds the record for most goals in a career for Chicago (USHL).



JOEL RECHLICZ

RW

Height: 6'4" Weight: 230 lbs Shoots: Right
 Born: May 14, 1991, Brookfield, Wisconsin
 Acquired: Signed as a free agent, July 11, 2012
 Drafted: Not Drafted

SEASON	TEAM	LEAGUE	REGULAR SEASON					PLAYOFFS				
			GP	G	A	PTS	PIM	GP	G	A	PTS	PIM
2005-06	Des Moines	USHL	2	0	0	0	4	-	-	-	-	-
	Gatineau	QMJHL	3	0	0	0	17	-	-	-	-	-
	Indiana	USHL	2	0	0	0	16	-	-	-	-	-
2006-07	Chicoutimi	QMJHL	55	0	1	1	159	1	0	0	0	2
	Chicago	UHL	2	0	0	0	9	-	-	-	-	-
2007-08	Kalamazoo	IHL	25	1	0	1	100	-	-	-	-	-
	Albany	AHL	25	0	1	1	106	-	-	-	-	-
2008-09	Utah	ECHL	45	0	1	1	110	-	-	-	-	-
	Bridgeport	AHL	4	0	0	0	12	-	-	-	-	-
	N.Y. Islanders	NHL	17	0	1	1	68	-	-	-	-	-
2009-10	N.Y. Islanders	NHL	6	0	0	0	27	-	-	-	-	-
	Bridgeport	AHL	21	0	0	0	128	-	-	-	-	-
2010-11	Hershey	AHL	28	1	0	1	132	-	-	-	-	-
2011-12	Hershey	AHL	44	1	1	2	267	-	-	-	-	-
	Washington	NHL	3	0	0	0	10	-	-	-	-	-

CAREER NOTES: 2011-12: Appeared in 44 games with Hershey...Recorded 1-1-2...Named Hershey's AHL Man of the Year...Ranked second in the AHL in PIM (267)...Made his Washington debut vs. Tampa Bay, Jan. 31...Suspended for the AHL playoffs...**2010-11:** Appeared in 28 games with Hershey – his first season with the club – scoring one goal and collecting 132 PIM...**2008-10:** Appeared in 23 games with the N.Y. Islanders, collecting one assist and 95 PIM...Played 25 games for Bridgeport (AHL), collecting 140 PIM...Originally signed with the New York Islanders on May 6, 2008.



IN THE SYSTEM



DAVID RUNDBLAD

D

Height: 6'2"

Weight: 195 lbs

Shoots: Right


Born: Oct. 8, 1990, Lycksele, Sweden

Acquired: From Ottawa along with a second round draft pick in the 2012 Entry Draft in exchange for Kyle Turris, Dec. 17, 2011

Drafted: St. Louis' first choice (17th overall) in the 2009 Entry Draft

SEASON	TEAM	LEAGUE	REGULAR SEASON					PLAYOFFS				
			GP	G	A	PTS	PIM	GP	G	A	PTS	PIM
2007-08	Skelleftea HC	SWE	6	0	0	0	2	-	-	-	-	-
2008-09	Skelleftea HC	SWE	45	0	10	10	8	10	1	1	2	2
2009-10	Skelleftea HC	SWE	47	1	12	13	14	12	0	1	1	2
2010-11	Skelleftea HC	SWE	55	11	39	50	14	18	3	7	10	20
2011-12	Ottawa	NHL	24	1	3	4	6	-	-	-	-	-
	Phoenix	NHL	6	0	3	3	0	-	-	-	-	-
	Portland	AHL	30	7	9	16	27	-	-	-	-	-

CAREER NOTES: **2011-12:** Appeared in 24 games with Ottawa in his first professional season...Made his NHL debut vs. MIN, Oct. 11...Recorded his first career NHL point (assist) at WSH, Oct. 15...Scored his first career NHL goal vs. CAR, Nov. 27...Collected an assist in his PHX debut at CAR, Dec. 21...Scored a goal in his Portland (AHL) debut vs. Springfield, Jan. 14...Recorded a three-point game (2-1-3) at WB/Scranton, Feb. 11...**2010-11:** Recorded 50 points in 55 games with Skelleftea, the second-highest point total by a defenseman in Elitserien history (David Petrasek, 53 points in 52 games in 2009-10 for HV71)...Won a silver medal with Sweden at the 2011 IIHF World Championship in Slovakia...**2009-10:** Notched first regular-season Elitserien goal, the game-winner, against Lulea HF, Jan. 30...Signed entry-level contract with St. Louis, June 10...Traded to Ottawa...Was an alternate captain of Sweden's bronze medal team at the 2010 IIHF World Junior Championship...**2008-09:** Scored first Elitserien goal March 14 in the playoffs against Linkopings HC...Won a silver medal with Sweden at the 2009 IIHF World Junior Championship in Ottawa...**2007-08:** Won a bronze medal with Sweden at the 2008 IIHF World U-18 Championship.



BRENDAN SHINNIMIN

C

Height: 5'10"

Weight: 180 lbs

Shoots: Left

Born: Jan. 7, 1991, Winnipeg, Manitoba

Acquired: Signed as a free agent, Mar. 2, 2012

Drafted: Not Drafted

SEASON	TEAM	LEAGUE	REGULAR SEASON					PLAYOFFS				
			GP	G	A	PTS	PIM	GP	G	A	PTS	PIM
2007-08	Tri-City	WHL	4	0	0	0	0	-	-	-	-	-
	Selkirk	MJHL	51	7	19	26	38	-	-	-	-	-
2008-09	Tri-City	WHL	64	12	13	25	69	11	0	5	5	16
2009-10	Tri-City	WHL	70	27	55	82	82	22	8	17	25	29
2010-11	Tri-City	WHL	60	34	62	96	84	10	4	7	11	16
2011-12	Tri-City	WHL	69	58	76	134	82	15	7	16	23	28

CAREER NOTES: **2011-12:** Appeared in 69 games with Tri-City (WHL), recording 58-76-134...Set career highs in goals (58), assists (76), points (134) and plus-minus (plus-45)...Finished second among all WHL players in goals (58) and third in assists (76)...Scored 21 power-play goals and seven shorthanded goals...Shinnimin's 134 points marks the highest point total for a WHL player since the Pavel Brendl (Calgary) recorded 134 points during the 1998-99 season...Recorded points in 60 of 69 games...Finished the regular season on a 23-game point streak...CHL and WHL Player of the Month (Feb), leading all scorers by producing an unprecedented 20-23-43 in 14 games...Bob Clarke Trophy Winner (WHL's leading regular season scorer)...Canadian Hockey League (CHL) Player of the Year...Shinnimin also won the CHL's Top Scorer of the Year award - Shinnimin is the first player to win both awards in the same year since Alexander Radulov in 2006, and Sidney Crosby in 2005...Produced 7-16-23, including three game-winning goals in 14 postseason games...Named the American's Playoff Most Valuable Player...Finished his career as the Americans' all-time leading postseason scorer (19-45-64)...**2010-11:** Appeared in 60 games with Tri-City, registering 34-62-96...Produced 4-7-11 in 10 WHL playoff games...**2009-10:** Appeared in 70 games with Tri-City, recording 27-55-82...In 22 postseason games, registered 8-17-25...**2008-09:** Played in 64 games in his first season with Tri-City...Notched 12-13-25...Collected five assists in 11 postseason contests...**2007-08:** Appeared in 51 games from Selkirk (MJHL), recording 7-19-26 and 38 PIM...Played four games with Tri-City (WHL).



IN THE SYSTEM




JORDAN SZWARZ

RW

Height: 5'11" Weight: 200 lbs Shoots: Right
 Born: May 14, 1991, Burlington, Ontario
 Drafted: Phoenix's fourth choice (fourth round, 97th overall) in the 2009 Entry Draft

SEASON	TEAM	LEAGUE	REGULAR SEASON					PLAYOFFS				
			GP	G	A	PTS	PIM	GP	G	A	PTS	PIM
2007-08	Saginaw	OHL	65	12	21	33	56	4	0	0	0	2
2008-09	Saginaw	OHL	67	17	34	51	76	8	1	5	6	10
2009-10	Saginaw	OHL	65	26	28	54	82	6	1	2	3	0
	San Antonio	AHL	1	0	0	0	0	-	-	-	-	-
2010-11	Saginaw	OHL	65	27	39	66	90	12	4	9	13	8
2011-12	Portland	AHL	58	7	13	20	28	-	-	-	-	-

CAREER NOTES: **2011-12:** Appeared in 58 games with Portland (AHL) in his first professional season...Made his Portland debut vs. Manchester, Oct. 19...Recorded his first professional point (assist) vs. Providence, Nov. 12...Scored first professional goal vs. Adirondack, Nov. 15...Registered a three-game point streak (1-2-3) from Nov. 12-18...Collected a career high three assists at Manchester, Feb. 7...**2010-11:** Finished the season as Saginaw's second-leading scorer (27-39-66)...Posted a team-best plus-33...Earned a season-long eight-game point streak (5-7-12) from Jan. 2-20...Collected three assists at Peterborough, Jan. 20...Recorded a hat trick vs. Belleville, Oct. 23...Began the season with a six-game point-streak (3-4-7) from Sept. 24-Oct. 7...Produced 4-9-13 in 12 postseason games...**2009-10:** Recorded 26-28-54 in 65 games with Saginaw...Five-game point streak (3-4-7) from Oct. 22-31...Made his professional debut with San Antonio (AHL) vs. Houston, Apr. 8...**2008-09:** Produced 17-34-51 in 67 games for Saginaw...Finished the season plus-17...Six-game point streak (2-7-9) from Nov. 28-Dec. 10...**2007-08:** Registered 12-21-33 in 65 games during his rookie season in Saginaw...Compiled a plus-11 rating for the season with 56 PIM.



VIKTOR TIKHONOV

C/RW

Height: 6'2" Weight: 192 lbs Shoots: Right
 Born: May 12, 1988, Riga, Latvia
 Drafted: Phoenix's second choice (first round, 28th overall) in the 2008 Entry Draft

SEASON	TEAM	LEAGUE	REGULAR SEASON					PLAYOFFS				
			GP	G	A	PTS	PIM	GP	G	A	PTS	PIM
2005-06	Dmitrov	Russia-2	36	6	8	14	10	-	-	-	-	-
2006-07	Cherepovets	Russia	4	0	0	0	0	-	-	-	-	-
2007-08	Cherepovets	Russia	43	7	5	12	43	8	0	1	1	4
2008-09	Phoenix	NHL	61	8	8	16	20	-	-	-	-	-
	San Antonio	AHL	4	2	1	3	0	-	-	-	-	-
2009-10	San Antonio	AHL	18	2	6	8	12	-	-	-	-	-
	Cherepovets	KHL (Russia)	25	14	1	15	12	-	-	-	-	-
2010-11	San Antonio	AHL	60	10	23	33	26	-	-	-	-	-
2011-12	St. Petersburg SKA	KHL (Russia)	42	17	13	30	18	10	4	2	6	4

CAREER NOTES: **2011-12:** Registered 17-13-30 in 42 games with St. Petersburg SKA (KHL)...Appeared in 10 postseason games...Recorded 4-2-6 and four PIM...**2010-11:** Recorded 10-23-33 in 60 games with San Antonio (AHL)...Had six multi-point games...Registered a career high 1-2-3 at Texas, Mar. 4...Collected 2-7-9 in 15 games in March...**2009-10:** Began the season with San Antonio (AHL)...Recorded 2-6-8 in 18 games...Loaned to Severstal Cherepovets of the Kontinental Hockey League (KHL) on Nov. 28...Appeared in 25 games for Cherepovets, recording 14 goals and one assist...His plus-11 rating led the team while his 14 goals ranked tied for second on the team...Upon the completion of the KHL season, was recalled to the Coyotes on Mar. 13...**2008-09:** Appeared in 61 games for the Coyotes as a rookie, recording 8-8-16 and 20 PIM...Ranked tied for second among Coyotes rookies in goals and third in points...Scored the shootout-deciding goal in the season finale vs. ANA, Apr. 11...Collected two assists vs. DAL, Mar. 30...Notched a goal and an assist in win at LAK, Feb. 21...Scored a goal in win vs. ATL, Feb. 19...Registered a season-high three points on two goals and an assist for his first multi-goal and multi-point game vs. CGY, Feb. 14...Appeared in four games for San Antonio (AHL) after being activated from Injured Reserve on Feb. 9...Recorded 2-1-3 in four games with Rampage...Recalled to PHX, Feb. 9...Missed 10 games due to injury from Jan. 10 to Feb. 3...Scored the GWG in third period of a 3-2 win at CBJ, Nov. 26...Scored his first career NHL goal in win vs. SJS, Nov. 9...Picked up his first NHL point (assist) in win vs. PIT, Oct. 30...Made his NHL debut vs. CBJ, Oct. 11...**2007-08:** Played in 43 games for Cherepovets (Russia), recording 7-5-12 and 43 PIM...Also appeared in eight playoff games, collecting one assist...Won a bronze medal with Team Russia at the 2008 IIHF World Junior Championship in the Czech Republic...Name Best Forward of the tournament and to the tournament's All-Star team after collecting 5-2-7 in seven games...**2006-07:** Played in four games for Cherepovets...**2005-06:** Appeared in 36 games for Dmitrov (Russia-2), collecting 6-8-14 and 10 PIM.



IN THE SYSTEM



MAXIME VILLEMAIRE

C

Height: 6'2" Weight: 219 lbs Shoots: Left
 Born: Oct. 14, 1992, Lasalle, Quebec
 Acquired: Signed to an AHL contract, July 4, 2012
 Drafted: Not drafted

SEASON	TEAM	LEAGUE	REGULAR SEASON					PLAYOFFS				
			GP	G	A	PTS	PIM	GP	G	A	PTS	PIM
2010-11	Drummondville	QMJHL	57	6	4	10	125	10	4	1	5	27
2011-12	Drummondville	QMJHL	33	8	9	17	101	-	-	-	-	-
	Saint John	QMJHL	16	8	3	11	43	13	0	3	3	27

CAREER NOTES: **2011-12:** Split the season between Drummondville and Saint John...Recorded 8-9-17 and 101 PIM in 33 games with Drummondville...Finished the season in Saint John, registering 8-3-11 and 43 PIM for the Sea Dogs...**2010-11:** Appeared in 57 games for Drummondville in his rookie season in the QMJHL...Totalled 6-4-10 and 125 PIM.



MARK VISENTIN

G

Height: 6'2" Weight: 205 lbs Catches: Left
 Born: Aug. 7, 1992, Waterdown, Ontario
 Drafted: Phoenix's second choice (first round, 27th overall) in the 2010 Entry Draft

SEASON	TEAM	LEAGUE	GP	MIN	REGULAR SEASON					PLAYOFFS						
					GA	SO	SV%	GAA	W-L-OTL	GP	MIN	GA	SO	SV%	GAA	W-L-OTL
2008-09	Niagara	OHL	23	1099	78	0	.871	4.26	5-11-3	-	-	-	-	-	-	-
2009-10	Niagara	OHL	55	3209	160	0	.911	2.99	24-26-5	5	305	18	0	.903	3.54	1-3-1
2010-11	Niagara	OHL	46	2714	114	4	.917	2.52	30-9-6	14	823	35	1	.929	2.55	9-4-1
2011-12	Niagara	OHL	42	2407	80	10	.926	1.99	30-9-2	20	1217	51	0	.915	2.51	13-7-0

CAREER NOTES: **2011-12:** Set OHL record for shutouts in a season (10)...Second Led the OHL in GAA (1.99)...Third-best SV% (.926)...Second Team OHL All-Star...Scored a shorthanded goal from behind his own net vs. Ottawa, Apr. 23...Named CHL Goaltender of the Week (Feb. 19)...Named OHL Goaltender of the Month (Jan.) after posting a 7-0-0-0 record with three shutouts, a 0.86 GAA and a .964 SV%...Named CHL Goaltender of the Week (Jan. 29)...Won the bronze medal with Canada at the 2012 IIHF World Junior Championship in Calgary and Edmonton...**2010-11:** Named the OHL Goaltender of the Year...Appeared in 46 games for Niagara, posting a record of 30-9-2-4...Recorded four shutouts with a 2.52 GAA and a 9.17 SV%...Posted a 9-4-1-0 record with one shutout in 14 OHL playoff games...Registered a 2.55 GAA and a .929 SV%...Backstopped Canada's silver medal team at the 2011 IIHF World Junior Championship in Buffalo, N.Y....Finished the tournament with a 3-1 record...Compiled a 2.01 GAA and a .923 SV% in the WJC...**2009-10:** Appeared in 55 games (career high) for the Ice Dogs, posting a 24-26-0-5 record...Turned in a 2.99 GAA and a .911 SV%...Represented Team Orr at the 2010 Top Prospects Game...**2008-09:** Posted a 3.31 GAA and a .901 SV% in 23 games for Niagara during his OHL rookie season.



IN THE SYSTEM



JUSTIN WELLER

D

Height: 6'3" Weight: 211 lbs Shoots: Right
 Born: July 26, 1991, Daysland, Alberta
 Drafted: Phoenix's fifth choice (fourth round, 105th overall) in the 2009 Entry Draft

SEASON	TEAM	LEAGUE	GP	REGULAR SEASON				GP	PLAYOFFS			
				G	A	PTS	PIM		G	A	PTS	PIM
2007-08	Drayton Valley	AJHL	14	1	2	3	-	-	-	-	-	-
	Red Deer	WHL	49	0	3	3	40	-	-	-	-	-
2008-09	Red Deer	WHL	32	0	4	4	30	-	-	-	-	-
2009-10	Red Deer	WHL	71	2	7	9	88	4	0	1	1	16
2010-11	Red Deer	WHL	68	4	13	17	104	9	2	1	3	10
2011-12	Red Deer	WHL	39	3	5	8	43	-	-	-	-	-

CAREER NOTES: **2011-12:** Appeared in 39 games with Red Deer in his final WHL season...Registered 3-5-8 and 43 PIM...**2010-11:** Set career highs in goals (4), assists (13), points (17) and PIM (104)...Posted a plus-24 rating...Recorded 2-1-3 and 10 PIM in nine postseason games...**2009-10:** Appeared in 71 games for the Rebels, producing 2-7-9...Collected an assist in four WHL playoff games...**2008-09:** Saw limited action (32 games) in his second season with Red Deer...Recorded four assists and 30 PIM...**2007-08:** Played in 49 games with Red Deer in his first rookie WHL season...Collected three assists and 40 PIM.



ETHAN WEREK

C

Height: 6'2" Weight: 200 lbs Shoots: Left
 Born: June 7, 1991, Markham, Ontario
 Acquired: From the N.Y. Rangers in exchange for Oscar Lindberg, May 8, 2011
 Drafted: N.Y. Rangers' second choice in the second round (47th overall) in the 2009 Entry Draft

SEASON	TEAM	LEAGUE	GP	REGULAR SEASON				GP	PLAYOFFS			
				G	A	PTS	PIM		G	A	PTS	PIM
2007-08	Stouffville	OPJHL	37	29	41	70	76	15	6	13	19	44
2008-09	Kingston	OHL	66	32	32	64	83	-	-	-	-	-
2009-10	Kingston	OHL	57	30	33	63	68	6	3	2	5	9
2010-11	Kingston	OHL	47	24	28	52	51	3	0	3	3	12
2011-12	Portland	AHL	67	10	9	19	53	-	-	-	-	-

CAREER NOTES: **2011-12:** Appeared in 67 games with Portland (AHL) in his first professional season...Recorded 10-9-19 and 53 PIM...Registered his first career professional point (assist) in his pro debut at Bridgeport, Oct. 8...Scored his first pro goal at Adirondack, Dec. 9...Netted a shorthanded game-winning goal at Manchester, Feb. 7...**2010-11:** Appeared in his third season with Kingston (OHL), tallying 24-28-52 and 51 PIM in 47 regular season games...Played in three OHL playoff games, collecting three assists and 12 PIM...**2009-10:** Appeared in 57 games with Kingston (OHL), recording 30-33-63 and 68 PIM...Established a new career high in assists (33)...Posted 18 multi-point performances, including four multi-goal efforts...Reached the 30-goal, 30-assist and 60-point marks for the second consecutive season...Named OHL Player of the Week for the period ending on Nov. 15...Played in six playoff games, recording 3-2-5 and nine PIM...**2008-09:** Appeared in his first season of major junior hockey with Kingston (OHL), registering 32-32-64 and 83 PIM...**2007-08:** Played in 37 regular season games with Stouffville (OPJHL), recording 29-41-70 and 76 PIM.



FUTURE COYOTES



JONAS AHNELOV

D

Height: 6'3" Weight: 205 Shoots: Left
 Born: Dec. 11, 1987, Huddinge, Sweden
 Drafted: Phoenix's third choice (third round, 88th overall) in the 2006 Entry Draft

SEASON	TEAM	LEAGUE	GP	REGULAR SEASON				GP	PLAYOFFS			
				G	A	PTS	PIM		G	A	PTS	PIM
2003-04	Huddinge U-18	Sweden U18	6	0	3	3	8	-	-	-	-	-
	Huddinge Jr.	Sweden Jr.	9	0	1	1	6	-	-	-	-	-
2004-05	Huddinge U-18	Sweden U18	2	0	0	0	2	-	-	-	-	-
	Huddinge Jr.	Sweden Jr.	29	3	3	6	94	3	0	0	0	2
2005-06	Frolunda Jr.	Sweden Jr.	29	4	11	15	84	7	2	4	6	22
	Frolunda	Sweden	15	0	0	0	2	-	-	-	-	-
2006-07	Frolunda	Sweden	46	1	3	4	20	-	-	-	-	-
	Frolunda Jr.	Sweden Jr.	9	4	5	9	22	8	2	3	5	8
2007-08	Frolunda	Sweden	51	3	4	7	30	6	0	0	0	0
2008-09	San Antonio	AHL	43	1	6	7	35	-	-	-	-	-
2009-10	San Antonio	AHL	11	0	1	1	2	-	-	-	-	-
2010-11	San Antonio	AHL	42	2	2	4	10	-	-	-	-	-
2011-12	Modo	Sweden	54	2	9	11	16	-	-	-	-	-



HUNTER FEJES

LW

Height: 6'1" Weight: 190 Shoots: Left
 Born: May 31, 1994, Oakdale, Minnesota
 Drafted: Phoenix's sixth choice (sixth round, 178th overall) in the 2012 Entry Draft

SEASON	TEAM	LEAGUE	GP	REGULAR SEASON				GP	PLAYOFFS			
				G	A	PTS	PIM		G	A	PTS	PIM
2011-12	Shattuck St. Mary's	MN-HS	55	38	40	78	20	-	-	-	-	-



ANDREW FRITSCH

RW

Height: 6'0" Weight: 180 Shoots: Right
 Born: Mar. 24, 1993, Brantford, Ontario
 Drafted: Phoenix's seventh choice (sixth round, 155th overall) in the 2011 Entry Draft

SEASON	TEAM	LEAGUE	GP	REGULAR SEASON				GP	PLAYOFFS			
				G	A	PTS	PIM		G	A	PTS	PIM
2009-10	Niagara	OHL	62	11	7	18	13	5	1	0	1	0
2010-11	Niagara	OHL	2	1	0	1	0	-	-	-	-	-
	Owen Sound	OHL	58	27	35	62	18	7	0	2	2	2
2011-12	Sault Ste. Marie	OHL	35	13	19	32	8	-	-	-	-	-



JUSTIN HACHE

D

Height: 6'2" Weight: 195 Shoots: Left
 Born: Jan. 10, 1994, Petit-Rocher, New Brunswick
 Drafted: Phoenix's eighth choice (seventh round, 208th overall) in the 2012 Entry Draft

SEASON	TEAM	LEAGUE	GP	REGULAR SEASON				GP	PLAYOFFS			
				G	A	PTS	PIM		G	A	PTS	PIM
2010-11	Shawinigan	QMJHL	37	3	12	15	17	10	0	2	2	4
2011-12	Shawinigan	QMJHL	60	2	16	18	46	11	1	0	1	2



FUTURE COYOTES



RHETT HOLLAND

D

Height: 6'2" Weight: 220 Shoots: Right
 Born: Sept. 25, 1993, Calgary, Alberta
 Drafted: Phoenix's fourth choice (fourth round, 102nd overall) in the 2012 Entry Draft

			REGULAR SEASON					PLAYOFFS				
SEASON	TEAM	LEAGUE	GP	G	A	PTS	PIM	GP	G	A	PTS	PIM
2009-10	Okotoks	AJHL	57	3	8	11	91	7	0	1	1	6
2010-11	Okotoks	AJHL	31	2	9	11	117	-	-	-	-	-
2011-12	Okotoks	AJHL	47	3	7	10	223	8	0	1	1	18




ALEXEI KAIGORODOV

C

Height: 6'0" Weight: 192 Shoots: Left
 Born: July 29, 1983, Magnitogorsk, Russia
 Acquired: From Ottawa in exchange for Mike Comrie, Jan. 3, 2007
 Drafted: Ottawa's second choice (second round, 47th overall) in 2002 Entry Draft

SEASON	TEAM	LEAGUE	GP	REGULAR SEASON				PLAYOFFS				
				G	A	PTS	PIM	GP	G	A	PTS	PIM
2000-01	Magnitogorsk	Russia	45	12	30	42	26	-	-	-	-	-
2001-02	Magnitogorsk	Russia	46	4	12	16	20	9	0	3	3	2
2002-03	Magnitogorsk	Russia	46	8	14	22	20	3	0	1	1	0
2003-04	Magnitogorsk	Russia	49	4	12	16	24	14	2	2	4	4
2004-05	Magnitogorsk	Russia	57	15	34	49	40	5	0	3	3	2
2005-06	Magnitogorsk	Russia	50	9	23	32	42	11	0	1	1	6
2006-07	Ottawa	NHL	6	0	1	1	0	-	-	-	-	-
	Magnitogorsk	Russia	32	6	12	18	18	15	2	8	10	14
2007-08	Magnitogorsk	Russia	56	6	33	39	30	-	-	-	-	-
2008-09	Magnitogorsk	KHL (Russia)	56	7	28	35	26	12	4	4	8	10
2009-10	Magnitogorsk	KHL (Russia)	52	4	11	15	16	-	-	-	-	-
2010-11	Magnitogorsk	KHL (Russia)	53	10	29	39	12	18	2	7	9	2
2011-12	Magnitogorsk	KHL (Russia)	52	8	21	29	39	-	-	-	-	-



KALE KESSY

LW

Height: 6'2" Weight: 200 Shoots: Left
 Born: Dec. 4, 1992, Shaunavon, Saskatchewan
 Drafted: Phoenix's fifth choice (fourth round, 111th overall) in the 2011 Entry Draft

SEASON	TEAM	LEAGUE	GP	REGULAR SEASON				GP	PLAYOFFS			
				G	A	PTS	PIM		G	A	PTS	PIM
2008-09	Medicine Hat	WHL	9	0	0	0	2	-	-	-	-	-
2009-10	Medicine Hat	WHL	70	11	18	29	123	12	1	3	4	10
2010-11	Medicine Hat	WHL	65	10	14	24	129	14	3	3	6	37
2011-12	Medicine Hat	WHL	49	4	12	16	151	2	0	1	1	2



FUTURE COYOTES



ANTON KRYSANOV

C

Height: 6'3" Weight: 198 Shoots: Left
 Born: Mar. 25, 1987, Togliatti, Russia
 Drafted: Phoenix's fourth choice (fifth round, 148th overall) in the 2005 Entry Draft

SEASON	TEAM	LEAGUE	GP	REGULAR SEASON				GP	PLAYOFFS			
				G	A	PTS	PIM		G	A	PTS	PIM
2002-03	Togliatti-2	Russia-3	9	1	3	4	2	-	-	-	-	-
2003-04	Togliatti-2	Russia-3	18	2	3	5	2	-	-	-	-	-
2004-05	Togliatti-2	Russia-3	34	13	13	26	32	-	-	-	-	-
	Togliatti	Russia	15	1	0	1	2	-	-	-	-	-
2005-06	Togliatti	Russia	48	3	3	6	24	8	0	0	0	2
2006-07	Togliatti	Russia	48	1	15	16	14	3	0	0	0	4
2007-08	Togliatti	Russia	54	9	11	20	22	4	0	1	1	0
	Togliatti-2	Russia-3	2	2	1	3	2	-	-	-	-	-
2008-09	Togliatti	KHL (Russia)	46	8	11	19	14	5	0	3	3	4
2009-10	Moscow Dynamo	KHL (Russia)	41	8	6	14	14	2	0	0	0	2
2010-11	Nizhnekamsk	KHL (Russia)	33	4	9	13	12	5	1	0	1	2
2011-12	Nizhnekamsk	KHL (Russia)	8	0	0	0	4	-	-	-	-	-
	Khanty-Mansiysk	KHL (Russia)	10	2	4	6	2	-	-	-	-	-



MAREK LANGHAMER

G

Height: 6'1" Weight: 181 Catches: Left
 Born: July 22, 1994, Pisek, Czech Republic
 Drafted: Phoenix's seventh choice (seventh round, 184th overall) in the 2012 Entry Draft

SEASON	TEAM	LEAGUE	GP	MIN	REGULAR SEASON				GP	MIN	PLAYOFFS			
					GA	SO	GAA	W-L-T			GA	SO	GAA	W-L
2011-12	HC Pardubice	Czech U20	33	1916	105	0	3.29	15-18-0	-	-	-	-	-	-



ZAC LARRAZA

LW

Height: 6'2" Weight: 195 Shoots: Left
 Born: Feb. 25, 1993, Scottsdale, Arizona
 Drafted: Phoenix's eighth choice (seventh round, 196th overall) in the 2011 Entry Draft

SEASON	TEAM	LEAGUE	GP	REGULAR SEASON				GP	PLAYOFFS			
				G	A	PTS	PIM		G	A	PTS	PIM
2009-10	U.S. U-18	USHL	1	0	1	1	0	-	-	-	-	-
	U.S. U-17	USHL	29	6	4	10	26	-	-	-	-	-
2010-11	U.S. NTDP	USHL	24	6	3	9	16	-	-	-	-	-
2011-12	Denver	WCHA	26	1	4	5	12	-	-	-	-	-



LUCAS LESSIO

LW

Height: 6'1" Weight: 206 Shoots: Left
 Born: Jan. 23, 1993, Maple, Ontario
 Drafted: Phoenix's third choice (second round, 56th overall) in the 2011 Entry Draft

SEASON	TEAM	LEAGUE	GP	REGULAR SEASON				GP	PLAYOFFS			
				G	A	PTS	PIM		G	A	PTS	PIM
2009-10	St. Michael's	OJHL	41	30	42	72	87	-	-	-	-	-
2010-11	Oshawa	OHL	66	27	27	54	66	10	5	4	9	6
2011-12	Oshawa	OHL	66	34	25	59	71	6	3	2	5	6



FUTURE COYOTES



JORDAN MARTINOOK

C

Height: 6'1" Weight: 209 Shoots: Left
 Born: July 25, 1992, Leduc, Alberta
 Drafted: Phoenix's second choice (second round, 58th overall) in the 2012 Entry Draft

SEASON	TEAM	LEAGUE	REGULAR SEASON					PLAYOFFS				
			GP	G	A	PTS	PIM	GP	G	A	PTS	PIM
2008-09	Drayton Valley	AJHL	2	0	0	0	0	-	-	-	-	-
2009-10	Drayton Valley	AJHL	59	21	19	40	48	-	-	-	-	-
2010-11	Vancouver	WHL	72	11	17	28	67	4	1	0	1	8
2011-12	Vancouver	WHL	72	40	24	64	80	6	3	6	9	2



JAMES MELINDY

D

Height: 6'3" Weight: 190 Shoots: Right
 Born: Dec. 11, 1993, St. John's, Newfoundland
 Drafted: Phoenix's third choice (third round, 88th overall) in the 2012 Entry Draft

SEASON	TEAM	LEAGUE	REGULAR SEASON					PLAYOFFS				
			GP	G	A	PTS	PIM	GP	G	A	PTS	PIM
2010-11	Moncton	QMJHL	40	4	1	5	17	5	0	0	0	0
2011-12	Moncton	QMJHL	61	9	18	27	74	4	2	1	3	12



CONNOR MURPHY

D

Height: 6'4" Weight: 205 Shoots: Right
 Born: Mar. 26, 1993, Dublin, Ohio
 Drafted: Phoenix's first choice (first round, 20th overall) in the 2011 Entry Draft

SEASON	TEAM	LEAGUE	REGULAR SEASON					PLAYOFFS				
			GP	G	A	PTS	PIM	GP	G	A	PTS	PIM
2009-10	U.S. U-17	USHL	2	0	0	0	2	-	-	-	-	-
2010-11	U.S. NTDP	USHL	9	3	1	4	6	-	-	-	-	-
2011-12	Sarnia	OHL	35	8	18	26	26	6	1	2	3	6



FUTURE COYOTES



DMITRI PESTUNOV

C

Height: 5'10" Weight: 212 Shoots: Left
 Born: Jan. 22, 1985, Ust Kamenogorsk, Kazakhstan
 Drafted: Phoenix's second choice (third round, 80th overall) in the 2003 Entry Draft

SEASON	TEAM	LEAGUE	GP	REGULAR SEASON				GP	PLAYOFFS			
				G	A	PTS	PIM		G	A	PTS	PIM
2001-02	Magnitogorsk 2	Russia-3	n/a									
	Magnitogorsk	Russia-Jr.	7	3	8	11	14	-	-	-	-	-
2002-03	Magnitogorsk	Russia	32	4	0	4	0	-	-	-	-	-
	Magnitogorsk 18	Russia-Jr.	2	2	5	7	0	-	-	-	-	-
2003-04	Magnitogorsk 2	Russia-3	n/a									
	Magnitogorsk	Russia	51	6	7	13	40	14	0	3	3	25
	Magnitogorsk	Russia-Jr.	6	3	15	18	2	3	0	2	2	4
2004-05	Magnitogorsk	Russia	37	4	4	8	46	-	-	-	-	-
	Spartak	Russia	12	1	1	2	14	-	-	-	-	-
2005-06	Magnitogorsk	Russia	48	6	15	21	58	4	0	1	1	0
2006-07	Magnitogorsk	Russia	53	5	18	23	26	11	0	0	0	8
2007-08	Spartak	Russia	51	8	17	25	56	5	0	0	0	16
2008-09	Omsk Avangard	KHL (Russia)	56	7	34	41	58	9	0	3	3	16
2009-10	Omsk Avangard	KHL (Russia)	48	5	18	23	30	2	0	0	0	0
2010-11	Chelyabinsk Traktor	KHL (Russia)	43	6	11	17	46	-	-	-	-	-
	Moscow Dynamo	KHL (Russia)	10	3	2	5	4	6	1	1	2	2
2011-12	Moscow Dynamo	KHL (Russia)	30	2	7	9	38	-	-	-	-	-



ALEXANDER RUUTU

C

Height: 6'1" Weight: 185 Shoots: Left
 Born: Dec. 9, 1992, Chicago, Illinois
 Drafted: Phoenix's second choice (second round, 51st overall) in the 2011 Entry Draft

SEASON	TEAM	LEAGUE	GP	REGULAR SEASON				GP	PLAYOFFS			
				G	A	PTS	PIM		G	A	PTS	PIM
2010-11	Jokerit Helsinki	SM-liiga	1	0	0	0	0	-	-	-	-	-
2011-12	Jokerit Helsinki	SM-liiga	13	1	0	1	4	-	-	-	-	-



FUTURE COYOTES



HENRIK SAMUELSSON

RW

Height: 6'2" Weight: 215 Shoots: Right
 Born: Feb. 7, 1994, Scottsdale, Arizona
 Drafted: Phoenix's first choice (first round, 27th overall) in the 2012 Entry Draft

SEASON	TEAM	LEAGUE	REGULAR SEASON					PLAYOFFS				
			GP	G	A	PTS	PIM	GP	G	A	PTS	PIM
2010-11	U.S. NTDP	USHL	27	4	7	11	78	-	-	-	-	-
2011-12	Modo	Sweden	15	0	2	2	12	-	-	-	-	-
	Edmonton	WHL	28	7	16	23	42	17	4	10	14	20



NIKLAS TIKKINEN

D

Height: 5'11" Weight: 172 Shoots: Left
 Born: June 1, 1994, Espoo, Finland
 Drafted: Phoenix's fifth choice (fifth round, 148th overall) in the 2012 Entry Draft

SEASON	TEAM	LEAGUE	REGULAR SEASON					PLAYOFFS				
			GP	G	A	PTS	PIM	GP	G	A	PTS	PIM
2010-11	Espoo U18	SM-sarjaQ	8	4	8	12	2	-	-	-	-	-
	Espoo U18	SM-sarja	26	4	15	19	6	13	3	4	7	6
	Espoo U20	SM-liiga	1	0	0	0	0	-	-	-	-	-
2011-12	Espoo U18	SM-sarjaQ	7	3	9	12	32	-	-	-	-	-
	Finland	WJC-18	7	0	2	2	4	-	-	-	-	-
	Espoo U18	SM-sarja	0	0	0	0	0	9	2	8	10	12
	Espoo U20	SM-liiga	39	8	15	23	14	4	0	1	1	4



2012-13 ROSTER

GOALTENDERS

NO	NAME	POS	HT	WT	C	BIRTHPLACE	BIRTHDATE	2011-12 CLUB	GP	MIN	W-L-T	SO	GAA
35	DOMINGUE, Louis	G	6-3	200	R	Mont. St-Hilaire, QC	Mar. 6, 1992	Quebec (QMJHL)	39	2162	23-8-4	1	2.61
31	JOHNSON, Chad	G	6-3	205	L	Calgary, Alberta	June 10, 1986	Connnecticut (AHL)	49	2775	22-18-6	1	2.49
1	LABARBERA, Jason	G	6-3	230	L	Burnaby, British Columbia	Jan. 18, 1980	Phoenix (NHL)	19	1014	3-9-3	0	2.54
30	LEE, Mike	G	6-1	190	L	Roseau, Minnesota	Oct. 5, 1990	St. Cloud St. (WCHA)	16	968	8-6-2	1	2.23
41	SMITH, Mike	G	6-4	215	L	Kingston, Ontario	Mar. 22, 1982	Phoenix (NHL)	67	3903	38-18-10	8	2.21
40	VISENTIN, Mark	G	6-2	205	L	Waterdown, Ontario	Aug. 7, 1992	Niagara (OHL)	42	2407	30-9-2	10	1.99

DEFENSEMEN

NO	NAME	POS	HT	WT	S	BIRTHPLACE	BIRTHDATE	2011-12 CLUB	GP	G	A	PTS	PIM
46	BRODEUR, Mathieu	D	6-6	220	L	Montreal, Quebec	June 21, 1990	Portland (AHL)	43	2	4	6	29
23	EKMANN-LARSSON, Oliver	D	6-2	190	L	Karlskrona, Sweden	July 17, 1991	Phoenix (NHL)	82	13	19	32	32
57	GONCHAROV, Maxim	D	6-4	215	R	Moscow, Russia	June 15, 1989	Portland (AHL)	45	1	3	4	37
33	GORMLEY, Brandon	D	6-2	203	L	Murray River, P.E.I.	Feb. 18, 1992	Moncton (QMJHL)	26	10	17	27	18
								Shawinigan (QMJHL)	9	0	5	5	4
16	KLESIA, Rostislav	D	6-3	223	L	Novy Jicin, Czech Republic	Mar. 21, 1982	Phoenix (NHL)	65	3	10	13	54
67	LOUIS, Mark	D	6-4	225	R	Ponoka, Alberta	Apr. 18, 1987	Portland (AHL)	23	0	4	4	72
68	MELINDY, James	D	6-3	190	R	St. John's, Newfoundland	Dec. 11, 1993	Moncton (QMJHL)	61	9	18	27	74
4	MICHALEK, Zbynek	D	6-2	210	R	Jindrichuv Hradec, Czech Rep.	Dec. 23, 1982	Pittsburgh (NHL)	62	2	11	13	24
53	MORRIS, Derek	D	6-0	200	R	Edmonton, Alberta	Aug. 24, 1978	Phoenix (NHL)	59	2	9	11	38
5	MURPHY, Connor	D	6-4	205	R	Dublin, Ohio	Mar. 26, 1993	Sarnia (OHL)	35	8	18	26	26
2	RUNDBLAD, David	D	6-2	195	R	Lycksele, Sweden	July 26, 1991	Ottawa (NHL)	24	1	3	4	6
								Phoenix (NHL)	6	0	3	3	0
								Portland (AHL)	30	7	9	16	27
6	SCHLEMKO, David	D	6-1	190	L	Edmonton, Alberta	May 7, 1987	Phoenix (NHL)	46	1	10	11	10
29	STONE, Michael	D	6-3	210	R	Winnipeg, Manitoba	June 7, 1990	Portland (AHL)	51	9	13	22	24
								Phoenix (NHL)	13	1	2	3	2
20	SUMMERS, Chris	D	6-2	209	L	Ann Arbor, Michigan	Feb. 5, 1988	Portland (AHL)	28	0	2	2	37
								Phoenix (NHL)	21	0	3	3	11
61	WELLER, Justin	D	6-3	211	R	Daysland, Alberta	July 26, 1991	Red Deer (WHL)	39	3	5	8	43
3	YANDLE, Keith	D	6-1	190	L	Boston, Massachusetts	Sept. 9, 1986	Phoenix (NHL)	82	11	32	43	51



2012-13 ROSTER (CONT'D)

FORWARDS

NO	NAME	POS	HT	WT	S	BIRTHPLACE	BIRTHDATE	2011-12 CLUB	GP	G	A	PTS	PIM
38	ARNOLD, Scott	LW	6-2	205	R	Pointe-Claire, Quebec	June 23, 1989	Niagara (AHA)	33	10	8	18	42
12	BISSONNETTE, Paul	LW	6-2	216	L	Welland, Ontario	Mar. 11, 1985	Phoenix (NHL)	31	1	0	1	41
89	BOEDKER, Mikkel	LW	6-0	211	R	Brondby, Denmark	Dec. 16, 1989	Phoenix (NHL)	82	11	13	24	12
49	BOLDUC, Alexandre	C	6-2	200	L	Montreal, Quebec	June 26, 1985	Portland (AHL)	23	3	12	15	30
								Phoenix (NHL)	2	0	0	0	6
44	BROWN, Chris	RW	6-2	215	R	Flower Mound, Texas	Feb. 3, 1991	Michigan (CCHA)	38	12	17	29	66
24	CHIPCHURA, Kyle	C/W	6-2	203	L	Westlock, Alberta	Feb. 19, 1986	Phoenix (AHL)	53	3	13	16	42
								Portland (AHL)	8	4	2	6	4
14	CONNER, Chris	RW	5-8	180	L	Westland, Michigan	Dec. 23, 1983	Grand Rapids (AHL)	57	16	37	53	22
								Detroit (NHL)	8	1	2	3	2
19	DOAN, Shane	RW	6-1	223	R	Halkirk, Alberta	Oct. 10, 1976	Phoenix (NHL)	79	22	28	50	48
59	DZIURZYNSKI, Darian	LW	6-1	207	L	Lloydminster, Alberta	Mar. 30, 1991	Saskatoon (WHL)	4	3	0	3	4
								Brandon (WHL)	61	27	16	43	106
15	GORDON, Boyd	C	6-0	200	R	Unity, Saskatchewan	Oct. 19, 1983	Phoenix (NHL)	75	8	15	23	10
11	HANZAL, Martin	C	6-6	236	L	Pisek, Czech Republic	Feb. 20, 1987	Phoenix (NHL)	64	8	26	34	63
52	HEXTALL, Brett	RW	5-10	190	R	Philadelphia, Pennsylvania	Apr. 2, 1988	Portland (AHL)	72	7	8	15	59
32	JOHNSON, Nick	RW	6-2	200	R	Calgary, Alberta	Dec. 24, 1985	Minnesota (NHL)	77	8	18	26	45
36	KLINKHAMMER, Rob	LW	6-3	214	L	Lethbridge, Alberta	Aug. 12, 1986	Rockford (AHL)	18	2	4	6	6
								Binghamton (AHL)	35	12	23	35	30
								Ottawa (NHL)	15	0	2	2	2
28	KORPIKOSKI, Lauri	LW	6-1	205	L	Turku, Finland	July 28, 1986	Phoenix (NHL)	82	17	20	37	14
63	LANE, Phil	RW	6-3	210	R	Rochester, New York	May 29, 1992	Brampton (OHL)	53	15	26	41	94
51	LESSIO, Lucas	LW	6-1	206	L	Maple, Ontario	Jan. 23, 1993	Oshawa (OHL)	66	34	25	59	71
48	MARTINOOK, Jordan	C	6-1	209	L	Leduc, Alberta	July 25, 1992	Vancouver (WHL)	72	40	24	64	80
21	MIELE, Andy	C	5-9	175	L	Grosse Pointe Woods, Michigan	Apr. 15, 1988	Phoenix (NHL)	7	0	0	0	6
								Portland (AHL)	69	16	38	54	43
18	MOSS, David	RW	6-4	210	R	Livonia, Michigan	Dec. 28, 1981	Calgary (NHL)	32	2	7	9	12
42	RECHLICZ, Joel	RW	6-4	230	R	Brookfield, Wisconsin	May 14, 1991	Hershey (AHL)	44	1	1	2	267
								Washington (NHL)	3	0	0	0	10
55	SAMUELSSON, Henrik	RW	6-2	215	R	Scottsdale, Arizona	Feb. 7, 1994	Modo (SEL)	15	0	2	2	12
								Edmonton (WHL)	28	7	16	23	42
39	SHINNIMIN, Brendan	C	5-10	180	L	Winnipeg, Manitoba	Jan. 7, 1991	Tri-City (WHL)	69	58	76	134	82
26	SULLIVAN, Steve	LW	5-9	165	R	Timmins, Ontario	July 6, 1974	Pittsburgh (NHL)	79	17	31	48	20
58	SZWARZ, Jordan	C/RW	5-11	200	R	Burlington, Ontario	May 14, 1991	Portland (AHL)	58	7	13	20	
43	TIKHONOV, Viktor	C/W	6-2	192	L	Riga, Latvia	May 12, 1988	St. Petersburg SKA (KHL)	42	17	13	30	18
37	TORRES, Raffi	LW	6-0	210	L	Toronto, Ontario	Oct. 8, 1981	Phoenix (NHL)	79	15	11	26	83
50	VERMETTE, Antoine	C	6-1	198	L	St. Agapit, Quebec	July 20, 1982	Columbus (NHL)	60	8	19	27	12
								Phoenix (NHL)	22	3	7	10	16
17	VRBATA, Radim	RW	6-1	194	R	Mlada Boleslav, Czech Republic	June 13, 1981	Phoenix (NHL)	77	35	27	62	24
54	WEREK, Ethan	LW	6-2	200	L	Markham, Ontario	June 7, 1991	Portland (AHL)	67	10	9	19	53



2012 NHL ENTRY DRAFT SELECTIONS



The Coyotes selected forward Henrik Samuelsson with the 27th overall pick in the 2012 NHL Entry Draft in Pittsburgh.

Henrik Samuelsson: (February 7, 1994, Scottsdale, Arizona)...Selected first round (27th overall)...6-foot-2, 215 pounds...Right Wing...Shoots right

Jordan Martinook: (July 25, 1992, Leduc, Alberta)...Selected second round (58th overall)...6-foot-1, 209 pounds...Center...Shoots left

James Melindy: (December 11, 1993, St. John's, Newfoundland)...Selected third round (88th overall)...6-foot-3, 190 pounds...Defenseman...Shoots right

Rhett Holland: (September 25, 1993, Calgary, Alberta)...Selected fourth round (102nd overall)...6-foot-2, 220 pounds...Defenseman...Shoots right

Niklas Tikkinen: (June 1, 1994, Espoo, Finland)...Selected fifth round (148th overall)...5-foot-11, 172 pounds...Defenseman...Shoots left

Hunter Fejes: (May 31, 1994, Oakdale, Minnesota)...Selected sixth round (178th overall)...6-foot-1, 190 pounds...Left Wing...Shoots left

Marek Langhamer: (July 22, 1994, Pisek, Czech Republic)...Selected seventh round (184th overall)...6-foot-1, 181 pounds...Goaltender...Catches left


Justin Hache: (January 10, 1994, Petit-Rocher, New Brunswick)...Selected seventh round (208th overall)...6-foot-2, 195 pounds...Defenseman...Shoots left



PORTLAND PIRATES (AHL)

CUMBERLAND COUNTY CIVIC CENTER

One Civic Center Square
Portland, Maine 04101
Phone: (207) 828-4665
Fax: (207) 773-3278
PortlandPirates.com



STAFF DIRECTORY

Lyman Bullard Chairman/Governor
Brian Petrovek Managing Owner/Alternate Governor
Ron Cain Alternate Governor
Ray Edwards Head Coach
John Slaney Assistant Coach
Mike Minard Goaltending/Video Coach
John Krouse Equipment Manager
Mike Booi Athletic Trainer
Thomas Murray, MD, OA Centers for Orthopedics Head Team Physician
Lucien Ouellette, MD, OA Centers for Orthopedics Assistant Team Physician
Mark Zajkowski, DDS, MD Oral and Maxillofacial Surgeon
Joseph Mangone, DDS Team Dentist
William Dexter, MD Primary Care
Allyson Howe, MD Primary Care
John Hatzenbuehler, MD Primary Care

Steve Rex Chief Sales Officer, Portland Pirates/Project Manager,
Front Row Marketing Services
Jim Beaudoin Vice President, Sales
Sam Frost Manager, Operations & Administration
Chris Knoblock Director Communications & Media Relations
Jeff Mannix Director, Broadcasting
Marc Simard Manager, Retail & Internet Sales
Todd Jamison Director, Corporate Sales
Zachary Davis Manager, Corporate Partnership Development
Alex Romanoff Executive Director, Ticket Sales
Nick Dyer Director, New Business
Benjamin Locke Account Executive, New Business
Bennett Cassidy Account Executive, Group Sales
Jeremy Randall Account Executive, Group Sales
Spencer Montgomery Youth Hockey Manager, Group Sales





2012-13 PORTLAND PIRATES REGULAR SEASON SCHEDULE



OCTOBER

Saturday	13	@ Adirondack	7:00 PM
Friday	19	vs. Worcester (L)	7:00 PM
Saturday	20	@ Manchester	7:00 PM
Tuesday	23	@ St. John's	7:30 PM
Wednesday	24	@ St. Johns	7:30 PM
Saturday	27	vs. Binghamton (L)	7:00 PM
Sunday	28	@ Springfield	3:00 PM

NOVEMBER

Friday	2	vs. St. John's	7:30 PM
Friday	9	@ Worcester	7:30 PM
Saturday	10	@ W-B/Scranton	7:05 PM
Sunday	11	@ Hershey	5:00 PM
Wednesday	14	vs. Worcester (L)	7:00 PM
Friday	16	@ Connecticut	7:00 PM
Saturday	17	vs. Providence	7:00 PM
Tuesday	20	vs. Manchester	7:00 PM
Friday	23	vs. Springfield	7:00 PM
Saturday	24	@ Worcester	7:00 PM
Sunday	25	@ Manchester	3:00 PM
Friday	30	vs. Worcester	7:00 PM

DECEMBER

Saturday	1	vs. Providence	7:00 PM
Sunday	2	@ Manchester	3:00 PM
Friday	7	@ Binghamton	7:05 PM
Saturday	8	@ W-B/Scranton	7:05 PM
Tuesday	11	vs. Bridgeport	7:00 PM
Friday	14	vs. Manchester (L)	7:00 PM
Saturday	15	@ Connecticut	7:00 PM
Sunday	16	@ Worcester	3:00 PM
Wednesday	19	vs. Springfield	7:00 PM
Saturday	22	@ Manchester	7:00 PM
Thursday	27	vs. Providence	7:00 PM
Saturday	29	vs. Adirondack (L)	7:00 PM
Monday	31	vs. Connecticut	5:30 PM

JANUARY

Friday	4	@ Providence	7:05 PM
Saturday	5	vs. Bridgeport	7:00 PM
Tuesday	8	vs. Worcester	7:00 PM
Saturday	12	@ Bridgeport	7:00 PM
Sunday	13	@ Worcester	3:00 PM
Tuesday	15	vs. Connecticut	7:00 PM
Friday	18	@ Providence	7:05 PM
Saturday	19	vs. Connecticut	7:00 PM
Sunday	20	@ Manchester	3:00 PM
Friday	25	@ Providence	7:05 PM
Saturday	26	vs. Manchester	7:00 PM

FEBRUARY

Friday	1	vs. Worcester	7:00 PM
Saturday	2	vs. Albany	7:00 PM
Friday	8	@ Providence	7:05 PM
Saturday	9	@ Bridgeport	7:00 PM
Sunday	10	@ Springfield	3:00 PM
Friday	15	@ Connecticut	7:00 PM
Saturday	16	@ Springfield	7:00 PM
Sunday	17	vs. St. John's (L)	4:00 PM
Saturday	23	@ Worcester	7:00 PM
Sunday	24	vs. Manchester	4:00 PM
Tuesday	26	vs. Providence	7:00 PM

MARCH

Saturday	2	vs. Worcester	7:00 PM
Sunday	3	@ Providence	3:05 PM
Tuesday	5	@ Connecticut	7:00 PM
Friday	8	vs. Manchester	7:00 PM
Saturday	9	vs. W-B/Scranton	7:00 PM
Sunday	10	@ Worcester	3:00 PM
Wednesday	13	vs. Adirondack	7:00 PM
Saturday	16	vs. W/B Scranton	7:00 PM
Friday	22	vs. St. John's	7:00 PM
Saturday	23	vs. St. John's	7:00 PM
Sunday	24	@ Adirondack	3:00 PM
Wednesday	27	vs. Providence	7:00 PM
Friday	29	vs. Manchester	7:00 PM
Saturday	30	@ Albany	7:00 PM

APRIL

Friday	5	@ Manchester	7:00 PM
Sunday	7	vs. Springfield	4:00 PM
Tuesday	9	@ St. John's	7:30 PM
Wednesday	10	@ St. John's	7:30 PM
Sunday	14	vs. Hershey	4:00 PM
Friday	19	vs. Bridgeport	7:00 PM
Saturday	20	vs. Connecticut	7:00 PM
Sunday	21	@ Bridgeport	3:00 PM

*All Game Times Eastern Time

*Home Games are in Bold

(L) Games played in Lewiston, Maine



PORTLAND PIRATES COACHING STAFF

RAY EDWARDS Head Coach

Ray Edwards enters his second season as head coach of the Portland Pirates, the Coyotes' American Hockey League (AHL) affiliate, after serving the 2010-11 season as head coach of the San Antonio Rampage (AHL). This will be Edwards' sixth overall season with the organization.

In his first season in Portland, Edwards led the Pirates to a 36-31-4-5 record (81 points), third place in the Atlantic Division. With Edwards at the helm, the Pirates posted a 23-14-1-0 record at home.

In 2010-11 - Edwards' first full season as San Antonio's Head Coach - he guided the Rampage to a 40-33-4-3 record and 87 points. He was named the interim head coach of the Rampage on Nov. 23, 2009.

Under Edwards' leadership, San Antonio finished the 2009-10 campaign tied with the Hershey Bears for the best power-play percentage in the AHL at 20.7% and led the AHL in home power-play percentage at 25.6%, both of which were franchise records.

In his first three seasons with San Antonio, Edwards helped lead the club to a record of 114-98-20. In 2007-08, in his first season with San Antonio, he helped guide the Rampage to their first Calder Cup Playoff appearance since the club's inaugural season (2002-03). The Rampage finished the 2007-08 regular season with a record of 42-38-3-7 for 94 points, marking the third-highest point total ever by a Coyotes affiliate. He joined the organization prior to the 2007-08 campaign as an assistant coach.

Edwards, 42, coached in the Central Hockey League (CHL) and East Coast Hockey League (ECHL) for seven years before joining the Rampage, most recently with the New Mexico Scorpions of the CHL where he guided the team to the Conference Finals in 2006-07. Prior to working in New Mexico, Edwards led the San Angelo Saints to the CHL President's Cup Playoffs in each of his two seasons with the team. He was named the 2004 CHL Coach of the Year in his first season with San Angelo after guiding the Saints to a 35-point turnaround and leading them to a 37-19-8 record and a Southwest Division title.

A native of Wasaga Beach, Ontario, Edwards began his coaching career in 1998 when he took over the ECHL's Huntington Blizzard at the age of 28. The following season, Edwards led the Blizzard to their most successful season, posting a 35-25-10 record. Edwards has also had stints with the ECHL's Cincinnati Cyclones (2001-02) and the Pensacola Ice Pilots (2002-03).

As a player, Edwards played in 309 ECHL games over seven seasons with Dayton, Birmingham, and Huntington, registering 83 goals, 91 assists and 174 points as well as 1,253 penalty minutes. He also attended National Hockey League training camps with the Los Angeles Kings, Chicago Blackhawks and Ottawa Senators.

Ray and his wife, Leesa, have a son, Holden, and daughter, Raechel.



JOHN SLANEY Assistant Coach

John Slaney enters his second season with the Coyotes organization as Assistant Coach with the Portland Pirates, the Coyotes' American Hockey League (AHL) affiliate. Slaney joined the Pirates in 2011-12 after finishing his playing career with Plzen HC (Czech) following the 2010-11 season.

During his career in the NHL, Slaney totaled 91 points (22-69-91) in 268 games with the Washington Capitals (1993-95), Colorado Avalanche (1995-96), Los Angeles Kings (1995-97), Phoenix Coyotes (1997-98), Nashville Predators (1998-99), Pittsburgh Penguins (1999-00), and Philadelphia Flyers (2001-02; 2003-04). Slaney also skated in 14 games for the Capitals (1993-94), Penguins (1999-00), and Flyers (2001-02) during the Stanley Cup playoffs where he netted two goals and registered an assist. The 39-year old native of St. John's, Newfoundland was originally drafted by Washington in the first round (ninth overall pick) of the 1990 NHL Entry Draft.

Leaving his mark as one of the best defensemen in AHL history, Slaney joined the Pirates coaching staff with a wealth of accolades. The accomplished veteran was a two-time recipient of the Eddie Shore Award (given annually to the league's top defenseman) with the Philadelphia Phantoms in the 2000-01 and 2001-02 seasons, and also won a Calder Cup championship with the Phantoms in 2005.

During the 2005-06 season, he became the AHL's All-Time leading scorer as a defenseman until his mark (519 career points) was surpassed last season by Oklahoma City's Bryan Helmer. Following a post-junior league call-up (six games in 1991-92) and rookie campaign (79 games in 1992-93) for the AHL's Baltimore Skipjacks in the team's final seasons before moving to Portland, Slaney played in 37 games for the Pirates during their 1993-94 Calder Cup championship season and the following 1994-95 season where he registered 17 goals and 23 assists (17-23-40).

He and his wife, Brenda, have a son, Tyler, and daughter, Julia.





PORTLAND PIRATES COACHING STAFF

MIKE MINARD

Goaltending/Video Coach



Mike Minard enters his second season as the Goaltending/Video coach of the Portland Pirates, the Coyotes' American Hockey League (AHL) affiliate. Minard joined the Pirates in 2011-12 after serving as the Video Coach for the AHL's Hamilton Bulldogs during the 2010-11 season.

The 35-year-old native of Owen Sound, Ontario was originally drafted by the Edmonton Oilers in the fourth round (83rd overall) of the 1995 NHL Entry Draft, and was in the Oilers system from 1996-2000. His NHL debut came on April 8, 2000 against the Calgary Flames where he stopped 33 shots en route to earning his first career NHL victory. Following the 1999-00 season, Minard joined the Toronto Maple Leafs organization where he competed in 96 games from 2000-02 and 2003-04 for their AHL affiliate, the St. John's Maple Leafs.

A two-time recipient of the Yanick Dupre Memorial Award (1999-00, 2000-01) for outstanding community service, Minard played in a total of 141 AHL games with the Hamilton Bulldogs (1996-2000), St. John's Maple Leafs, and Manitoba Moose (2002-03). Following his 12-year professional career in which he additionally played in the ECHL, CHL, and overseas in Northern Island, Minard became a Senior Instructor at the Grainger/Minard Steel City Hockey Goaltending School in Hamilton, Ontario.

He and his wife, Kristina, have twin sons, Gavin and Gage.



AHL 2011-12 FINAL STANDINGS

EASTERN CONFERENCE

Atlantic Division

	GP	W	L	OTL	SOL	PTS	GF	GA	S/O
St. John's	76	43	25	5	3	94	240	216	4-3
Manchester	76	39	32	2	3	83	207	208	6-3
Portland	76	36	31	4	5	81	223	254	5-5
Providence	76	35	34	3	4	77	193	214	7-4
Worcester	76	31	33	4	8	74	199	218	2-8

Northeast Division

	GP	W	L	OTL	SOL	PTS	GF	GA	S/O
Bridgeport	76	41	26	3	6	91	233	219	4-6
Connecticut	76	36	26	7	7	86	210	208	7-7
Adirondack	76	37	35	2	2	78	204	217	3-2
Springfield	76	36	34	3	3	78	217	231	5-3
Albany	76	31	34	6	5	73	190	226	2-5

East Division

	GP	W	L	OTL	SOL	PTS	GF	GA	S/O
Norfolk	76	55	18	1	2	113	273	180	3-2
W-B/Scranton	76	44	25	2	5	95	235	215	7-5
Hershey	76	38	26	4	8	88	244	225	7-8
Syracuse	76	37	29	5	5	84	238	234	8-5
Binghamton	76	29	40	5	2	65	201	243	2-2

WESTERN CONFERENCE

North Division

	GP	W	L	OTL	SOL	PTS	GF	GA	S/O
Toronto	76	44	24	5	3	96	217	175	2-3
Rochester	76	36	26	10	4	86	224	221	6-4
Lake Erie	76	37	29	3	7	84	189	210	5-7
Grand Rapids	76	33	32	7	4	77	245	249	4-4
Hamilton	76	34	35	2	5	75	185	226	2-5

Midwest Division

	GP	W	L	OTL	SOL	PTS	GF	GA	S/O
Chicago	76	42	27	4	3	91	213	193	2-3
Milwaukee	76	40	29	2	5	87	210	190	4-5
Charlotte	76	38	29	3	6	85	209	214	6-6
Peoria	76	39	33	2	2	82	217	207	5-2
Rockford	76	35	32	2	7	79	207	228	7-7

West Division

	GP	W	L	OTL	SOL	PTS	GF	GA	S/O
Oklahoma City	76	45	22	4	5	99	213	176	5-5
Abbotsford	76	42	26	3	5	92	200	201	6-5
San Antonio	76	41	30	3	2	87	197	204	5-2
Houston	76	35	25	5	11	86	202	206	5-11
Texas	76	31	40	3	2	67	224	251	3-2

AHL SCORING LEADERS

POINTS	TEAM	GP	G	A	PTS
Chris Bourque	HER	73	27	66	93
Cory Conacher	NOR	75	39	41	80
Patrick Maroon	SYR	75	32	42	74
T.J. Hensick	PEO	66	21	49	70
Keith Aucoin	HER	43	11	59	70
Trevor Smith	NOR	64	26	43	69
Tyler Johnson	NOR	75	31	37	68
Travis Morin	TEX	76	13	53	66
Ryan Potulny	HER	61	33	32	65
Kris Newbury	CT	65	25	39	64
Jonathan Audy-Marchessault	CT	76	24	40	64
Martin St. Pierre	SPR	73	11	53	64
Brett Sterling	POR	73	30	32	62
Kyrs Kolanos	ABB	47	30	31	61
Jon DiSalvatore	HOU	76	28	33	61
Mike Zigomanis	TOR	68	19	42	61
Mark Barberio	NOR	74	13	48	61
Chris Mueller	MIL	73	32	28	60
Peter Holland	SYR	71	23	37	60
Jon Matsumoto	SA	76	23	37	60

AHL GOALTENDING LEADERS

PLAYER	TEAM	GPI	MIN	W	L	SOL	SO	GA	GAA	SAVES	SPCT
Ben Scrivens	TOR	39	2293	22	15	1	4	78	2.04	974	.926
Yann Danis	OKC	43	2545	26	14	2	5	88	2.07	1077	.924
Cedrick Desjardins	LE	32	1936	16	11	5	3	68	2.11	929	.932
Jeremy Smith	MIL	56	3284	31	19	2	5	119	2.17	1406	.922
Dustin Tokarski	NOR	45	2583	32	11	0	5	96	2.23	1013	.913
David LeNeveu	OKC	34	1927	18	12	3	2	72	2.24	810	.918
Ben Bishop	BNG	41	2437	26	15	0	6	92	2.27	1217	.930
Danny Taylor	ABB	43	2327	22	13	3	5	89	2.29	1083	.924
Eddie Lack	CHI	46	2703	21	20	3	4	104	2.31	1283	.925
Jacob Markstrom	SA	32	1839	17	12	1	1	71	2.32	908	.927





PORTLAND 2011-12 SCORING SUMMARY

NO.	PLAYER	GP	G	A	PTS	+/-	PIM	PP	SHG	SOG	SH%
9	Brett Sterling (total)	73	30	32	62	2	104	10	0	197	15.2
	PEO	54	22	26	48	7	74	7	0	158	13.9
	POR	19	8	6	14	-5	30	3	0	39	20.5
21	Andy Miele (X)	69	16	38	54	-4	43	2	1	103	15.5
39	Brett MacLean (X)	63	25	23	48	-3	45	8	0	223	11.2
20	Nathan Oystriick	60	11	32	43	1	107	5	0	136	8.1
32	Ryan Duncan	64	14	22	36	-6	24	6	0	152	9.2
15	Marc-Antoine Pouliot (X)	48	12	24	36	-4	63	5	0	140	8.6
14	Matt Watkins (X)	70	11	25	36	-2	48	1	1	127	8.7
9	Brock Trotter	35	12	19	31	-11	16	4	0	54	22.2
16	Patrick O'Sullivan	26	10	20	30	-6	16	1	1	71	14.1
7	Tyler Eckford	75	10	15	25	-13	37	6	1	102	9.8
28	Michael Stone (X)	51	9	13	22	2	24	2	0	99	9.1
26	Mathieu Beaudoin	47	5	17	22	-6	14	1	0	93	5.4
44	Ashton Rome	66	11	9	20	-5	63	1	0	124	8.9
12	Jordan Szwarz (X)	58	7	13	20	6	28	0	0	45	15.6
8	Ethan Werek (X)	67	10	9	19	-3	53	1	2	104	9.6
22	Kenndal McArdle (total)	54	10	8	18	0	98	2	0	86	11.6
	STJ	35	7	5	12	2	64	2	0	67	10.4
	POR	19	3	3	6	-2	34	0	0	19	15.8
42	Nick Ross	35	5	13	18	16	16	2	0	44	11.4
2	David Rundblad (X)	30	7	9	16	-18	27	4	0	67	10.4
24	Brett Hextall (X)	72	7	8	15	2	59	1	0	88	8.0
49	Alexandre Bolduc (X)	23	3	12	15	0	30	0	0	44	6.8
29	Dean Arsene	63	2	8	10	-17	110	0	0	34	5.9
25	Evan Bloodoff	48	6	2	8	-10	10	0	1	66	9.1
10	Colin Long	19	3	5	8	-1	4	0	0	23	13.0
19	Kyle Chipchura (X)	8	4	2	6	1	4	3	0	15	26.7
4	Mathieu Brodeur	43	2	4	6	10	29	0	1	33	6.1
11	Ryan Hollweg	43	0	5	5	-3	123	0	0	33	0.0
55	Garrett Stafford	6	1	3	4	-3	6	1	0	8	12.5
3	Maxim Goncharov (X)	45	1	3	4	-15	37	0	0	54	1.9
33	Mark Louis	23	0	4	4	-7	72	0	0	14	0.0
27	Spencer Bennett	9	2	1	3	-2	2	0	0	11	18.2
36	Cal O'Reilly	5	1	1	2	5	0	0	0	7	14.3
33	Mike Hoffman (total) (X)	13	0	2	2	-1	32	0	0	7	0.0
	POR	13	0	2	2	-1	32	0	0	7	0.0
31	Curtis McElhinney (X)	25	0	2	2	0	0	0	0	0	0.0
5	Chris Summers (X)	28	0	2	2	3	37	0	0	25	0.0
1	Justin Pogge (X)	37	0	2	2	0	6	0	0	0	0.0
22	Igor Gongalsky	13	0	1	1	-2	29	0	0	15	0.0
31	Peter Mannino (total)	25	0	1	1	0	4	0	0	0	0.0
	STJ	10	0	0	0	0	4	0	0	0	0.0
	POR	15	0	1	1	0	0	0	0	0	0.0
43	Alden Hirschfeld	1	0	0	0	-1	0	0	0	0	0.0
18	Justin Maylan	1	0	0	0	0	2	0	0	2	0.0
6	Corey Syvret (X)	3	0	0	0	1	4	0	0	2	0.0
30	Marc Cheverie (X)	9	0	0	0	0	0	0	0	0	0.0
	BENCH	76	5				12			5	
	TOTALS	76	223	378	596	-103	1296	57	8	2228	0.098

GOALTENDING

No.	GOALIE	GP	MINS	W	L	SOL	SO	GA	GAA	SVS	SV%
31	Curtis McElhinney (X)	25	1379:28	10	13	0	0	70	3.04	685	0.907
1	Justin Pogge (X)	37	1972:01	14	13	4	0	101	3.07	819	0.890
31	Peter Mannino (total)	25	1438:58	12	11	1	1	76	3.17	688	0.901
	STJ	10	585:15	4	5	0	1	27	2.77	271	0.909
	POR	15	853:43	8	6	1	0	49	3.44	417	0.895
30	Marc Cheverie (X)	9	401:44	4	3	0	0	22	3.29	184	0.893
	TOTALS	76	4629:46	36	35	5	0	249	3.23	2105	0.894



GWINNETT GLADIATORS (ECHL)



The Arena at Gwinnett Center

6400 Sugarloaf Parkway
Duluth, Georgia 30097
GwinnettGladiators.com

Staff Directory

Toby Jeffreys, Jim Pinard, Gary Adams, Steve Chapman,
Bill Davidson, Jay Gilbertson, Dan Hauck, Tom Sapitowicz & Gary Hays Owners
Steve Chapman President & General Manager
Bill Davidson CEO
Joe Gelderman VP of Sales
Dustin Bixby VP of New Media Sales & Communications
John Wroblewski Head Coach
Chris Peace Director of Marketing
Christina Johnson Director of Merchandise
Jim Hall Director of Community Relations
Mike Miller Corporate Sales Manager
Grace Freeman Group Sales Manager
Honey Greene Bookkeeper & Office Manager
David Foley Associate Broadcaster & Account Executives
Tara Sipma, Chris Leverett, Dave Grassman, Kim Yood & Tim Flanigan Account Executives
TBD Athletic Trainer
Thomas Anderson Equipment Manager

2012-13 REGULAR SEASON SCHEDULE

OCTOBER

Saturday	13	@ South Carolina	7:05
Friday	19	Ontario	7:35
Saturday	20	Greenville	7:05
Sunday	21	@ Greenville	4:00
Wednesday	24	@ Evansville	8:15
Friday	26	@ Ft Wayne	8:00
Saturday	27	@ Ft Wayne	7:30
Sunday	28	@ Evansville	6:00

NOVEMBER

Thursday	1	Orlando	7:05
Saturday	3	Elmira	7:05
Sunday	4	South Carolina	4:05
Wednesday	7	@ Orlando	7:00
Thursday	8	@ Orlando	7:00
Saturday	10	@ Florida	7:00
Sunday	11	@ Orlando	3:00
Saturday	17	Greenville	7:05
Sunday	18	@ South Carolina	3:05
Thursday	22	Orlando	7:05
Friday	23	Orlando	6:05
Wednesday	28	Ft Wayne	7:05
Friday	30	Ft Wayne	7:35

DECEMBER

Saturday	1	@ South Carolina	7:05
Friday	7	@ Greenville	7:00
Saturday	8	Greenville	7:05
Sunday	9	Trenton	4:05
Thursday	13	@ Greenville	7:00
Saturday	15	@ South Carolina	7:05
Sunday	16	@ Greenville	4:05
Friday	21	@ Reading	7:05
Saturday	22	@ Reading	7:05
Thursday	27	South Carolina	7:05
Friday	28	South Carolina	7:05
Saturday	29	@ Greenville	7:00
Monday	31	@ Evansville	8:15

JANUARY

Wednesday	2	@ Ft Wayne	7:30
Friday	4	South Carolina	7:35
Saturday	5	Florida	7:05
Saturday	12	Kalamazoo	7:05
Sunday	13	Kalamazoo	4:05
Tuesday	15	@ South Carolina	7:05
Thursday	17	@ Greenville	7:00
Friday	18	Florida	7:35
Saturday	19	@ Greenville	7:00
Monday	21	Greenville	12:30
Friday	25	Orlando	7:35
Saturday	26	Idaho	7:05
Sunday	27	Idaho	4:05

FEBRUARY

Friday	1	South Carolina	7:35
Saturday	2	South Carolina	7:05
Wednesday	6	@ Trenton	7:05
Thursday	7	@ Wheeling	7:00
Saturday	9	Evansville	7:05
Sunday	10	Cincinnati	4:05
Friday	15	Wheeling	7:35
Saturday	16	Florida	7:05
Sunday	17	Florida	2:05
Tuesday	19	@ Florida	7:30
Thursday	21	@ Orlando	7:00
Friday	22	@ Orlando	7:00
Tuesday	26	@ South Carolina	7:05

MARCH

Friday	1	@ Florida	7:30
Saturday	2	@ Florida	7:00
Wednesday	6	@ Utah	9:05
Friday	8	@ Idaho	9:10
Saturday	9	@ Idaho	9:10
Thursday	14	Orlando	7:05
Friday	15	Orlando	7:35
Sunday	17	Orlando	4:05
Wednesday	20	Cincinnati	7:05
Friday	22	@ South Carolina	7:05
Saturday	23	South Carolina	7:05
Saturday	30	Greenville	7:05



ARIZONA SUNDogs (CHL)



Arizona Sundogs Hockey

3201 N. Main St.
Prescott Valley, AZ 86314
ArizonaSundogs.com

Staff Directory

Front Office:

Chris Presson General Manager Business Operations
Ashley Stovall Public Relations
DeeAnna Brown Manager, Corporate Sales and Fulfillment
Satish "Catfish" Athelli Manager, Merchandise Operations
Josh Houston Director, Game Operations
Sean Tessman Account Executive

Hockey Operations:

David Lohrei Head Coach, GM Hockey Operations
Vince Fedorowich Head Athletic Trainer
Bryan Connor Head Equipment Manager

2012-13 REGULAR SEASON SCHEDULE

OCTOBER

Saturday 20 @ Allen 7:05 PM
Sunday 21 @ Allen 4:05 PM
Friday 26 Missouri 7:05 PM
Saturday 27 Missouri 7:05 PM
Wednesday 31 Texas 7:05 PM

NOVEMBER

Friday 2 @ Rapid City 7:05 PM
Saturday 3 @ Rapid City 7:05 PM
Wednesday 7 Denver 6:05 PM
Friday 9 Denver 7:05 PM
Saturday 10 Denver 7:05 PM
Tuesday 13 @ Rapid City 6:35 PM
Wednesday 14 @ Denver 7:05 PM
Friday 16 @ Denver 7:05 PM
Saturday 17 @ Wichita 7:05 PM
Wednesday 21 Allen 6:05 PM
Friday 23 Allen 7:05 PM
Saturday 24 Allen 7:05 PM
Friday 30 @ Texas 7:05 PM

DECEMBER

Saturday 1 @ Allen 7:05 PM
Sunday 2 @ Tulsa 4:05 PM
Tuesday 4 Denver 6:05 PM
Friday 7 Rapid City 7:05 PM
Saturday 8 Rapid City 7:05 PM
Wednesday 12 Allen 6:05 PM
Friday 14 @ Missouri 7:05 PM
Saturday 15 @ Texas 7:05 PM
Tuesday 18 @ Missouri 7:05 PM
Friday 21 @ Denver 7:05 PM
Saturday 22 @ Denver 7:05 PM
Friday 28 Bloomington 7:05 PM
Saturday 29 Bloomington 7:05 PM
Monday 31 Bloomington 7:05 PM

JANUARY

Friday 4 @ Bloomington 7:05 PM
Saturday 5 @ Bloomington 7:05 PM
Tuesday 8 @ Quad City 7:05 PM
Friday 11 Denver 7:05 PM
Saturday 12 Denver 7:05 PM
Friday 18 Allen 7:05 PM
Saturday 19 Allen 7:05 PM
Monday 21 @ Allen 1:05 PM
Tuesday 22 @ Tulsa 7:05 PM
Friday 25 Quad City 7:05 PM
Saturday 26 Quad City 7:05 PM

FEBRUARY

Friday 1 @ Allen 7:05 PM
Saturday 2 @ Texas 7:05 PM
Tuesday 5 @ Denver 7:05 PM
Friday 8 @ Rapid City 7:05 PM
Saturday 9 @ Rapid City 7:05 PM
Tuesday 12 Texas 6:05 PM
Wednesday 13 Texas 6:05 PM
Friday 15 @ Tulsa 7:35 PM
Saturday 16 @ Quad City 7:05 PM
Saturday 23 Tulsa 8:05 PM
Tuesday 26 Tulsa 6:05 PM

MARCH

Friday 1 Rapid City 7:05 PM
Saturday 2 Rapid City 7:05 PM
Tuesday 5 @ Tulsa 7:05 PM
Friday 8 @ Texas 7:05 PM
Saturday 9 @ Texas 7:05 PM
Sunday 10 @ Tulsa 4:05 PM
Tuesday 12 @ Allen 7:05 PM
Friday 15 Wichita 7:05 PM
Saturday 16 Wichita 7:05 PM
Wednesday 20 Texas 6:05 PM
Friday 22 Texas 7:05 PM
Saturday 23 Texas 7:05 PM



YEAR IN REVIEW





2011-12 FINAL NHL STANDINGS

EASTERN CONFERENCE

Northeast Division

		GP	W	L	OT	GF	GA	PTS
NY RANGERS	(1)	82	51	24	7	226	187	109
PITTSBURGH	(4)	82	51	25	6	282	221	108
PHILADELPHIA	(5)	82	47	26	9	264	232	103
NEW JERSEY	(6)	82	48	28	6	228	209	102
NY ISLANDERS	(14)	82	34	37	11	203	255	79

Atlantic Division

		GP	W	L	OT	GF	GA	PTS
BOSTON	(2)	82	49	29	4	269	202	102
OTTAWA	(8)	82	41	31	10	249	240	92
BUFFALO	(9)	82	39	32	11	218	230	89
TORONTO	(13)	82	35	37	10	231	264	80
MONTREAL	(15)	82	31	35	16	212	226	78

Southeast Division

		GP	W	L	OT	GF	GA	PTS
FLORIDA	(3)	82	38	26	18	203	227	94
WASHINGTON	(7)	82	42	32	8	222	230	92
TAMPA	(10)	82	38	36	8	235	281	84
WINNIPEG	(11)	82	37	35	10	225	246	84
CAROLINA	(12)	82	33	33	16	213	243	82

WESTERN CONFERENCE

Central Division

		GP	W	L	OT	GF	GA	PTS
ST. LOUIS	(2)	82	49	22	11	210	165	109
NASHVILLE	(4)	82	48	26	8	237	210	104
DETROIT	(5)	82	48	28	6	248	203	102
CHICAGO	(6)	82	45	26	11	248	238	101
COLUMBUS	(15)	82	29	46	7	202	262	65

Northwest Division

		GP	W	L	OT	GF	GA	PTS
VANCOUVER	(1)	82	51	22	9	249	198	111
CALGARY	(9)	82	37	29	16	202	226	90
COLORADO	(11)	82	41	35	6	208	220	88
MINNESOTA	(12)	82	35	36	11	177	226	81
EDMONTON	(14)	82	32	40	10	212	239	74

Pacific Division

		GP	W	L	OT	GF	GA	PTS
PHOENIX	(3)	82	42	27	13	216	204	97
SAN JOSE	(7)	82	43	29	10	228	210	96
LOS ANGELES	(8)	82	40	27	15	194	179	95
DALLAS	(10)	82	42	35	5	211	222	89
ANAHEIM	(13)	82	34	36	12	204	231	80

2011-12 NHL Individual Scoring Leaders

Player	Team	GP	G	A	PTS	+/-	PIM	PP	SH	GW	S	S%
Evgeni Malkin	PIT	75	50	59	109	18	70	12	0	9	339	14.7
Steven Stamkos	TBL	82	60	37	97	7	66	12	0	12	303	19.8
Claude Giroux	PHI	77	28	65	93	6	29	6	0	5	242	11.6
Jason Spezza	OTT	80	34	50	84	11	36	10	0	2	232	14.7
Ilya Kovalchuk	NJD	77	37	46	83	-9	33	10	3	5	310	11.9
Phil Kessel	TOR	82	37	45	82	-10	20	10	0	6	295	12.5
James Neal	PIT	80	40	41	81	6	87	18	0	4	329	12.2
John Tavares	NYI	82	31	50	81	-6	26	7	0	8	286	10.8
Henrik Sedin	VAN	82	14	67	81	23	52	8	0	6	113	12.4
Patrik Elias	NJD	81	26	52	78	-8	16	8	2	3	164	15.9
Erik Karlsson	OTT	81	19	59	78	16	42	3	0	5	261	7.3
Marian Hossa	CHI	81	29	48	77	18	20	9	2	4	248	11.7
Ray Whitney	PHX	82	24	53	77	26	28	8	0	1	185	13.0
Joe Thornton	SJS	82	18	59	77	17	31	4	0	2	156	11.5
Marian Gaborik	NYR	82	41	35	76	15	34	10	0	7	276	14.9
Jordan Eberle	EDM	78	34	42	76	4	10	10	0	4	180	18.9
Anze Kopitar	LAK	82	25	51	76	12	20	8	2	2	230	10.9
Martin St. Louis	TBL	77	25	49	74	-3	16	4	0	3	185	13.5
Jason Pominville	BUF	82	30	43	73	-7	12	8	2	5	235	12.8
Loui Eriksson	DAL	82	26	45	71	18	12	5	2	3	187	13.9

2011-12 NHL Defensemen Scoring Leaders

Player	Team	GP	G	A	PTS	+/-	PIM	PP	SH	GW	S	S%
Erik Karlsson	OTT	81	19	59	78	16	42	3	0	5	261	7.3
Dustin Byfuglien	WPG	66	12	41	53	-8	72	4	0	3	223	5.4
Brian Campbell	FLA	82	4	49	53	-9	6	1	0	0	131	3.1
Zdeno Chara	BOS	79	12	40	52	33	86	8	0	0	224	5.4
Alex Pietrangelo	STL	81	12	39	51	16	36	6	0	6	202	5.9
Shea Weber	NSH	78	19	30	49	21	46	10	2	1	230	8.3
Alexander Edler	VAN	82	11	38	49	0	34	5	1	0	228	4.8
Dan Boyle	SJS	81	9	39	48	10	57	3	0	2	252	3.6
Mark Streit	NYI	82	7	40	47	-27	46	3	0	1	149	4.7
Dennis Wideman	WSH	82	11	35	46	-8	46	4	0	3	175	6.3
Ryan Suter	NSH	79	7	39	46	15	30	3	1	1	134	5.2
Dion Phaneuf	TOR	82	12	32	44	-10	92	7	0	1	202	5.9
Kevin Bieksa	VAN	78	8	36	44	12	94	2	0	2	166	4.8
Keith Yandle	PHX	82	11	32	43	5	51	0	0	2	196	5.6
Kevin Shattenkirk	STL	81	9	34	43	20	60	5	0	2	178	5.1
Kimmo Timonen	PHI	76	4	39	43	8	46	4	0	0	130	3.1
Kris Letang	PIT	51	10	32	42	21	34	4	1	3	142	7.0
Michael Del Zotto	NYR	77	10	31	41	20	36	1	1	2	113	8.8
Duncan Keith	CHI	74	4	36	40	15	42	1	0	1	162	2.5
Jack Johnson	CBJ	82	12	26	38	-7	39	5	0	5	176	6.8



2011-12 NHL INDIVIDUAL GOALTENDING LEADERS

Goals Against Average

Player	Team	GP	MIN	GA	GAA	W	L	OT
Brian Elliott	STL	38	2,234:35	58	1.56	23	10	4
Jonathan Quick	LAK	69	4,099:26	133	1.95	35	21	13
Cory Schneider	VAN	33	1,832:50	60	1.96	20	8	1
Henrik Lundqvist	NYR	62	3,753:30	123	1.97	39	18	5
Jaroslav Halak	STL	46	2,746:37	90	1.97	26	12	7
Tuukka Rask	BOS	23	1,289:24	44	2.05	11	8	3
Jimmy Howard	DET	57	3,360:17	119	2.13	35	17	4
Mike Smith	PHX	67	3,903:12	144	2.21	38	18	10
Johan Hedberg	NJD	27	1,591:10	59	2.23	17	7	2
Jean-Sebastien Giguere	COL	32	1,819:34	69	2.27	15	11	3

Wins

Player	Team	GP	MIN	W	L	OT
Pekka Rinne	NSH	73	4,168:52	43	18	8
Marc-Andre Fleury	PIT	67	3,896:13	42	17	4
Henrik Lundqvist	NYR	62	3,753:30	39	18	5
Mike Smith	PHX	67	3,903:12	38	18	10
Jimmy Howard	DET	57	3,360:17	35	17	4
Tim Thomas	BOS	59	3,351:31	35	19	1
Jonathan Quick	LAK	69	4,099:26	35	21	13
Miikka Kiprusoff	CGY	70	4,128:00	35	22	11
Antti Niemi	SJS	68	3,935:46	34	22	9
Ilya Bryzgalov	PHI	59	3,415:15	33	16	7

Save Percentage

Player	Team	GP	MIN	GA	SA	SV%	W	L	OT
Brian Elliott	STL	38	2,234:35	58	972	0.94	23	10	4
Cory Schneider	VAN	33	1,832:50	60	945	0.937	20	8	1
Mike Smith	PHX	67	3,903:12	144	2066	0.93	38	18	10
Henrik Lundqvist	NYR	62	3,753:30	123	1753	0.93	39	18	5
Jonathan Quick	LAK	69	4,099:26	133	1863	0.929	35	21	13
Tuukka Rask	BOS	23	1,289:24	44	621	0.929	11	8	3
Jaroslav Halak	STL	46	2,746:37	90	1211	0.926	26	12	7
Pekka Rinne	NSH	73	4,168:52	166	2153	0.923	43	18	8
Kari Lehtonen	DAL	59	3,496:49	136	1739	0.922	32	22	4
Miikka Kiprusoff	CGY	70	4,128:00	162	2040	0.921	35	22	11

Shutouts

Player	Team	GP	MIN	SO	SA	W	L	OT
Jonathan Quick	LAK	69	4,099:26	10	1863	35	21	13
Brian Elliott	STL	38	2,234:35	9	972	23	10	4
Henrik Lundqvist	NYR	62	3,753:30	8	1753	39	18	5
Mike Smith	PHX	67	3,903:12	8	2066	38	18	10
Jimmy Howard	DET	57	3,360:17	6	1496	35	17	4
Antti Niemi	SJS	68	3,935:46	6	1865	34	22	9
Ilya Bryzgalov	PHI	59	3,415:15	6	1554	33	16	7
Ryan Miller	BUF	61	3,536:25	6	1788	31	21	7
Jaroslav Halak	STL	46	2,746:37	6	1211	26	12	7
Pekka Rinne	NSH	73	4,168:52	5	2153	43	18	8



2011-12 MISCELLANEOUS LEAGUE STANDINGS

2011-12 NHL Goaltending Leaders

GOALS AGAINST AVERAGE

Goaltender	Team	GP	MINS	GA	GAA
Brian Elliott	STL	38	2,234:35	58	1.56
Jonathan Quick	LAK	69	4,099:26	133	1.95
Cory Schneider	VAN	33	1,832:50	60	1.96
Henrik Lundqvist	NYR	62	3,753:30	123	1.97
Jaroslav Halak	STL	46	2,746:37	90	1.97

WINS

Goaltender	Team	GP	MINS	W	L	OT
Pekka Rinne	NSH	73	4,168:52	43	18	8
Marc-Andre Fleury	PIT	67	3,896:13	42	17	4
Henrik Lundqvist	NYR	62	3,753:30	39	18	5
Mike Smith	PHX	67	3,903:12	38	18	10
Jimmy Howard	DET	57	3,360:17	35	17	4

SAVE PERCENTAGE

Goaltender	Team	GP	MINS	GA	SA	SPCTG	W	L	OT
Brian Elliott	STL	38	2,234:35	58	972	0.940	23	10	4
Cory Schneider	VAN	33	1,832:50	60	945	0.937	20	8	1
Mike Smith	PHX	67	3,903:12	144	2066	0.930	38	18	10
Henrik Lundqvist	NYR	62	3,753:30	123	1753	0.930	39	18	5
Jonathan Quick	LAK	69	4,099:26	133	1863	0.929	35	21	13

SHUTOUTS

Goaltender	Team	GP	MINS	SO	W	L	OT
Jonathan Quick	LAK	69	4,099:26	10	35	21	13
Brian Elliott	STL	38	2,234:35	9	23	10	4
Henrik Lundqvist	NYR	62	3,753:30	8	39	18	5
Mike Smith	PHX	67	3,903:12	8	38	18	10
Jimmy Howard	DET	57	3,360:17	6	35	17	4
Antti Niemi	SJS	68	3,935:46	6	34	22	9

Goals	Steven Stamkos, Tampa Bay	60
Assists	Henrik Sedin, Vancouver	67
Points	Evgeni Malkin, Pittsburgh	109
Defenseman Points	Erik Karlsson, Ottawa	78
Rookie Points	Gabriel Landeskog, Colorado	52
Power-play Goals	James Neal, Pittsburgh	18
Shorthanded Goals	Mike Richards, Los Angeles	4
	Cal Clutterbuck, Minnesota	4
	Adam Henrique, New Jersey	4
Game Winning Goals	Radim Vrbata	12
	Steven Stamkos	12

2011-12 NHL Category Leaders

SO Game Deciding Goals	Ilya Kovalchuk, New Jersey	7
Shots	Evgeni Malkin, Pittsburgh	329
	James Neal, Pittsburgh	329
Shooting Percentage	Curtis Glencross, Calgary	23.6%
Plus/Minus	Patrice Bergeron, Boston	Plus-36
Goals Against Average	Brian Elliott, St. Louis	1.56
Wins	Pekka Rinne, Nashville	43
Save Percentage	Brian Elliott, St. Louis	0.940
Shutouts	Jonathan Quick, Los Angeles	10

Hart Memorial Trophy	Evgeni Malkin, Pittsburgh
Vezina Trophy	Henrik Lundqvist, N.Y. Rangers
Bill Masterson Memorial Trophy	Max Pacioretty, Montreal
King Clancy Memorial Trophy	Daniel Alfredsson, Ottawa
Jack Adams Award	Ken Hitchcock, St. Louis
Lady Byng Memorial Trophy	Brian Campbell, Florida
Calder Memorial Trophy	Gabriel Landeskog, Colorado
Frank J. Selke Trophy	Patrice Bergeron, Boston
James Norris Memorial Trophy	Erik Karlsson, Ottawa

2011-12 NHL Award Winners

Art Ross Trophy	Evgeni Malkin, Pittsburgh
Maurice "Rocket" Richard Trophy	Steven Stamkos, Tampa Bay
William M. Jennings Trophy	Brian Elliott/Jaroslav Halak, St. Louis
Conn Smythe Trophy	Jonathan Quick, Los Angeles
Ted Lindsay Award	Evgeni Malkin, Pittsburgh
Mark Messier Leadership Award	Shane Doan, Phoenix
NHL Foundation Player Award	Mike Fisher, Nashville
Lester Patrick Award	Dick Patrick, Bob Chase/Wallenstein
Presidents' Trophy	Vancouver Canucks

First All-Star Team:

Goaltender	Henrik Lundqvist, N.Y. Rangers
Defense	Erik Karlsson, Ottawa
Defense	Shea Weber, Nashville
Center	Evgeni Malkin, Pittsburgh
Right Wing	James Neal, Pittsburgh
Left Wing	Ilya Kovalchuk, New Jersey

Second All-Star Team:

Goaltender	Jonathan Quick, Los Angeles
Defense	Zdeno Chara, Boston
Defense	Alex Pietrangelo, St. Louis
Center	Steven Stamkos, Tampa Bay
Right Wing	Marian Gaborik, N.Y. Rangers
Left Wing	Ray Whitney, Phoenix

Rookie All-Star Team:

Goaltender	Jhonas Enroth, Buffalo
Defense	Justin Faulk, Carolina
Defense	Jake Gardiner, Toronto
Forward	Adam Henrique, New Jersey
Forward	Gabriel Landeskog, Colorado
Forward	Ryan Nugent-Hopkins, Edmonton



2011-12 REGULAR SEASON GAME-BY-GAME RESULTS

#	Date	Team	W-L-OT	Record	GF-GA	Scorers	W Goal	PP	PK	SF-SA	Goaltender	Attend
1	10/08/2011	@ SJS	L	00-01-00	3-6	19p,23p,19p	69	3-7	3-6	29-52	1 / 41	17562+
2	10/10/2011	@ DAL	O**	00-01-01	1-2	17p	63	1-7	7-7	41-25	32 / 41	6306
3	10/13/2011	@ NSH	W	01-01-01	5-2	6,13,28,89,19	28	0-2	3-3	31-25	1 / 35	17113+
4	10/15/2011	WPG	W	02-01-01	4-1	22,23,23,13p	23	1-5	4-4	34-19	41 / 50	17132+
5	10/18/2011	CHI	L	02-02-01	2-5	14,13	22	0-3	4-5	16-35	50 / 1	11051
6	10/20/2011	LAK	L	02-03-01	0-2		23	0-3	2-3	28-22	32 / 41	7128
7	10/23/2011	@ ANA	W	03-03-01	5-4	11,11,15,28,3	3	0-3	4-4	35-33	41 / 1	13240
8	10/25/2011	DAL	O**	03-03-02	2-3	37,19p	6	1-4	2-3	35-36	32 / 41	6948
9	10/27/2011	NJD	W	04-03-02	5-3	18,13p,37,11,13	11	1-4	1-1	42-34	41 / 1	7434
10	10/29/2011	LAK	W*	05-03-02	3-2	17,17,22	22	0-2	4-4	33-39	41 / 32	10379
11	11/02/2011	@ COL	W	06-03-02	4-1	14,17,28,17	17	0-1	4-4	28-40	41 / 1	12141
12	11/03/2011	NSH	L	06-04-02	0-3		7	0-3	2-2	35-31	35 / 1	6738
13	11/05/2011	EDM	W	07-04-02	4-2	22,33p,15,13	15	1-2	2-2	30-26	41 / 40	13381
14	11/10/2011	MTL	O*	07-04-03	2-3	89,37	26	0-2	1-1	34-36	31 / 41	14138
15	11/12/2011	@ SJS	W	08-04-03	3-0	17,15,18	17	0-3	4-4	23-31	41 / 1	17562+
16	11/15/2011	@ TOR	W**	09-04-03	3-2	19,23	18	0-2	1-2	35-37	41 / 30	19522+
17	11/17/2011	@ PHI	L	09-05-03	1-2	89	24	0-4	3-3	31-42	30 / 41	19610+
18	11/19/2011	@ BUF	W	10-05-03	4-2	19,17,12,17	12	0-2	1-1	29-45	41 / 1	18690+
19	11/21/2011	@ WSH	L	10-06-03	3-4	17s,28s,28	21	0-2	4-5	23-31	29 / 1	18506+
20	11/23/2011	ANA	W	11-06-03	4-2	3,17p,17,23	17	1-8	2-2	29-21	41 / 1	9124
21	11/25/2011	VAN	L	11-07-03	0-5		6	0-3	5-5	22-37	35 / 41	14569
22	11/26/2011	DAL	W	12-07-03	3-0	89,13,14	89	0-1	1-1	39-26	41 / 30	10036
23	11/29/2011	@ CHI	W	13-07-03	4-1	22,19,17,13	19	0-2	1-1	24-25	41 / 50	21183+
24	12/01/2011	@ WPG	L	13-08-03	0-1		18	0-2	3-3	33-31	31 / 41	15004+
25	12/03/2011	PHI	L	13-09-03	2-4	13,89	28	0-4	1-3	38-30	30 / 41	14913
26	12/05/2011	@ CHI	W**	14-09-03	4-3	37,17,3	23	0-1	2-3	27-35	41 / 30	21079+
27	12/06/2011	@ NSH	W	15-09-03	3-2	14,13,3	3	0-1	2-3	35-32	1 / 35	15638
28	12/08/2011	@ DET	L	15-10-03	2-5	17,11p	96	1-5	4-5	32-32	35 / 41	20066+
29	12/10/2011	MIN	L	15-11-03	1-4	28	9	0-4	1-4	36-20	32 / 41	10976
30	12/14/2011	@ ANA	L	15-12-03	1-4	11p	12	1-3	3-4	20-28	1 / 41	13428
31	12/15/2011	EDM	W	16-12-03	4-2	28,17,19,23	19	0-3	1-3	42-20	41 / 40	9397
32	12/17/2011	NYR	L	16-13-03	2-3	28s,26p	19	1-2	5-6	23-30	43 / 41	12172
33	12/20/2011	@ FLA	W	17-13-03	2-1	13p,17p	17	2-7	4-4	22-28	41 / 60	17711+
34	12/21/2011	@ CAR	W	18-13-03	4-3	13p,26,16,28	28	1-1	3-3	19-37	1 / 30	15848
35	12/23/2011	STL	L	18-14-03	2-3	19,3	44	0-3	3-3	26-18	1 / 1	12650
36	12/26/2011	@ LAK	L	18-15-03	3-4	37,37,22	23	0-2	3-3	29-35	32 / 1	18118+
37	12/28/2011	BOS	O*	18-15-04	1-2	13	44	0-1	0-0	22-29	40 / 1	17459+
38	12/29/2011	@ COL	L	18-16-04	2-3	89,89	92	0-5	5-5	27-35	1 / 1	17389
39	12/31/2011	@ MIN	W	19-16-04	4-2	22p,17,17,13	17	1-3	1-1	30-30	31 / 32	19297+
40	01/03/2012	@ STL	L	19-17-04	1-4	17p	15	1-4	1-2	35-31	41 / 41	18112
41	01/05/2012	@ LAK	O*	19-17-05	0-1		8	0-1	1-1	22-28	32 / 41	18118+
42	01/07/2012	NYI	W	20-17-05	5-1	19,19,14,23,19	19	0-3	1-2	25-32	41 / 20	13350
43	01/10/2012	@ NYR	O**	20-17-06	1-2	17	21	0-0	1-1	19-32	30 / 41	18200+
44	01/12/2012	@ DET	O**	20-17-07	2-3	17,14	40	0-2	2-2	27-42	35 / 41	20066+
45	01/13/2012	@ CBJ	L	20-18-07	3-4	33,28,17	16	0-1	1-1	35-32	30 / 1	14119
46	01/16/2012	COL	W	21-18-07	6-1	8p,19,19,15,15,16	19	1-3	0-0	33-39	41 / 1	12757
47	01/18/2012	@ ANA	L	21-19-07	2-6	24,22	23	0-4	0-1	27-21	1 / 41	12281
48	01/19/2012	DET	O**	21-19-08	2-3	37,8	44	0-2	5-5	33-35	35 / 41	15067
49	01/21/2012	TBL	L	21-20-08	3-4	28s,3,13p	27	1-4	2-2	36-21	30 / 41	12714
50	01/24/2012	OTT	W	22-20-08	3-2	8,19,17	17	0-3	3-3	26-34	41 / 41	8061
51	01/31/2012	ANA	L	22-21-08	1-4	13	7	0-3	2-3	26-30	1 / 41	10579



2011-12 REGULAR SEASON GAME-BY-GAME RESULTS

52	02/04/2012	SJS	W	23-21-08	5-3	37,28,11,28,17	28	0-3	1-2	24-35	41 / 31	12979
53	02/06/2012	DET	W	24-21-08	3-1	15s,11p,11	11	1-4	3-4	23-31	41 / 31	12687
54	02/07/2012	@ DAL	W	25-21-08	4-1	3,17,37,53	17	0-1	4-4	24-29	41 / 32	11162
55	02/09/2012	CGY	W*	26-21-08	2-1	14,19p	19	1-3	3-3	35-24	41 / 37	10048
56	02/11/2012	CHI	W	27-21-08	3-0	17,15,24	17	0-1	3-3	27-38	41 / 30	17353+
57	02/13/2012	@ VAN	O**	27-21-09	1-2	3	17	0-2	3-3	24-22	1 / 1	18890+
58	02/16/2012	@ LAK	W	28-21-09	1-0	17p	17	1-5	3-3	21-28	41 / 32	18118+
59	02/18/2012	DAL	W*	29-21-09	2-1	89,17	17	0-5	4-5	33-31	41 / 32	16604
60	02/21/2012	LAK	W**	30-21-09	5-4	17p,19p,19,17p	89	3-7	2-3	29-29	41 / 32	10842
61	02/23/2012	@ CGY	W**	31-21-09	4-3	22,19,13	13	0-2	2-3	29-24	41 / 34	19289+
62	02/25/2012	@ EDM	W	32-21-09	3-1	23,13,19	13	0-1	1-1	20-22	41 / 40	16839+
63	02/28/2012	VAN	W**	33-21-09	2-1	13	13	0-4	2-3	35-40	41 / 35	16691
64	03/01/2012	CGY	L	33-22-09	2-4	37p,32	13	1-6	1-2	31-31	34 / 41	10989
65	03/03/2012	CBJ	L	33-23-09	2-5	13p,28	6	1-4	4-4	32-26	1 / 41	13579
66	03/05/2012	@ PIT	L	33-24-09	1-2	13	14	0-2	1-1	37-28	29 / 41	18540+
67	03/06/2012	@ CBJ	L	33-25-09	2-3	50,3	24	0-5	3-3	40-32	1 / 1	10915
68	03/08/2012	MIN	O**	33-25-10	2-3	37,28	15	0-4	1-1	41-24	31 / 1	11716
69	03/10/2012	SJS	W	34-25-10	3-0	89,26,37	89	0-1	3-3	29-42	41 / 31	14994
70	03/12/2012	NSH	O**	34-25-11	4-5	22,3,23,37	46	0-1	3-3	35-35	35 / 41	11518
71	03/14/2012	@ VAN	W	35-25-11	5-4	16,19,23p,8,50p	50	2-2	1-3	33-43	41 / 1	18890+
72	03/15/2012	@ CGY	L	35-26-11	1-4	23	12	0-3	2-2	28-19	34 / 41	19289+
73	03/18/2012	@ EDM	W**	36-26-11	3-2	13,37	13	0-2	2-2	42-38	41 / 40	16839+
74	03/20/2012	@ DAL	O**	36-26-12	3-4	28,23s,13p	63	1-4	3-4	30-33	32 / 41	17012
75	03/22/2012	COL	W	37-26-12	3-2	22,24,37	37	0-5	2-2	25-41	41 / 1	14938
76	03/24/2012	@ SJS	O**	37-26-13	3-4	22,53,28	26	0-1	5-5	27-32	31 / 41	17562+
77	03/25/2012	STL	L	37-27-13	0-4		27	0-4	1-3	20-29	1 / 1	12585
78	03/29/2012	SJS	W	38-27-13	2-0	17p,17	17	1-1	1-1	33-38	41 / 31	14446
79	03/31/2012	ANA	W	39-27-13	4-0	23,50p,17p,13p	23	3-4	6-6	29-44	41 / 43	15856
80	04/03/2012	CBJ	W	40-27-13	2-0	15,8	15	0-1	7-7	22-54	41 / 41	13263
81	04/06/2012	@ STL	W	41-27-13	4-1	3,17,19,89	17	0-6	6-6	32-32	41 / 1	19150+
82	04/07/2012	@ MIN	W	42-27-13	4-1	89,14,14,17	14	0-5	5-5	28-24	41 / 32	18864+

*overtime

**shootout

+sellout

2012 PLAYOFFS

#	Date	Team	W-L-OT	Record	GF-GA	Scorers	W Goal	PP	PK	SF-SA	Goaltender	Attend
1	4/12/12	vs. CHI	W (OT)	1-0	3-2	14, 50, 11	11	0-2	4-4	34-45	41/50	17138
2	4/14/12	vs. CHI	L (OT)	1-1	3-4	37, 50p, 50p	29	2-4	2-3	33-50	41/50	17539
3	4/17/12	@ CHI	W (OT)	2-1	3-2	16, 13, 89	89	0-3	3-3	34-37	50/41	21627
4	4/19/12	@ CHI	W (OT)	3-1	3-2	19, 14, 89	89	0-2	3-3	19-32	50/41	22111
5	4/21/12	vs. CHI	L (OT)	3-2	1-2	8	19	0-4	4-4	19-38	41/50	17746
6	4/23/12	@ CHI	W	4-2	4-0	23p, 8, 50p, 24	23	2-4	2-2	20-39	50/41	21636
7	4/27/12	vs. NSH	W (OT)	5-2	4-3	17p, 16, 89, 13	13	1-3	4-5	24-42	41/35	17187
8	4/29/12	vs. NSH	W	6-2	5-3	50, 11, 17, 14, 19	14	0-2	0-2	39-33	41/35	17217
9	5/2/12	@ NSH	L	6-3	0-2	NA	11	0-4	5-5	32-26	35/41	17113
10	5/4/12	@ NSH	W	7-3	1-0	19	19	0-2	3-3	24-25	35/41	17113
11	5/7/12	vs. NSH	W	8-3	2-1	53, 11	11	0-1	4-4	17-33	41/35	17182
12	5/13/12	vs. LAK	L	8-4	2-4	53, 89	23	0-5	4-4	27-48	41/32	17134
13	5/15/12	vs. LAK	L	8-5	0-4	NA	74	0-4	6-8	24-40	41/32	17149
14	5/17/12	@ LAK	L	8-6	1-2	22	74	0-1	5-5	19-28	32/41	18367
15	5/20/12	@ LAK	W	9-6	2-0	19p (2)	19	1-3	6-6	21-36	32/41	18402
16	5/22/12	vs. LAK	L (OT)	9-7	3-4	14p, 43, 3	25	1-6	4-4	41-51	41/32	17148



2011-12 INDIVIDUAL SCORING SUMMARY

Pos	NO.	PLAYER	GP	AVG TOI	G	A	PTS	+/-	PIM	PP	SH	GW	S	PCTG
LW	13	Ray Whitney	82	18:38	24	53	77	26	28	8	0	1	185	13
RW	17	Radim Vrbata	77	18:38	35	27	62	24	24	9	1	12	232	15.1
RW	19	Shane Doan	79	19:36	22	28	50	-8	48	5	0	5	226	9.7
D	3	Keith Yandle	82	22:20	11	32	43	5	51	0	0	2	196	5.6
LW	28	Lauri Korpikoski	82	17:08	17	20	37	3	14	0	3	3	146	11.6
C	50	^Antoine Vermette	82	17:12	11	26	37	-13	28	4	1	4	149	7.4
C	11	Martin Hanzal	64	18:26	8	26	34	12	63	3	0	2	145	5.5
D	23	Oliver Ekman-Larsson	82	22:06	13	19	32	0	32	2	1	2	147	8.8
C	22	Daymond Langkow	73	15:45	11	19	30	-4	14	1	0	1	112	9.8
LW	37	Raffi Torres	79	11:22	15	11	26	2	83	1	0	1	99	15.2
RW	89	Mikkel Boedker	82	13:38	11	13	24	-2	12	0	0	2	86	12.8
C	15	Boyd Gordon	75	15:55	8	15	23	9	10	0	1	2	114	7
LW	14	Taylor Pyatt	73	12:19	9	10	19	-4	23	0	0	1	111	8.1
C	24	Kyle Chipchura	53	10:31	3	13	16	2	42	0	0	0	43	7
C	8	^Gilbert Brule	33	11:33	5	9	14	7	11	1	0	0	56	8.9
D	16	Rostislav Klesla	65	19:21	3	10	13	13	54	0	0	0	87	3.4
D	32	Michal Rozsival	54	19:19	1	12	13	8	34	0	0	0	49	2
D	53	Derek Morris	59	18:59	2	9	11	-12	38	0	0	0	72	2.8
D	6	David Schlemko	46	18:21	1	10	11	7	10	0	0	0	58	1.7
D	33	Adrian Aucoin	64	20:14	2	7	9	14	42	1	0	0	92	2.2
D	2	*^David Rundblad	30	15:00	1	6	7	-12	6	0	0	0	34	2.9
C	18	Patrick O'Sullivan	23	11:02	2	2	4	-4	2	0	0	0	34	5.9
C	43	Marc-Antoine Pouliot	13	11:11	0	4	4	-2	2	0	0	0	19	0
D	26	*Michael Stone	13	13:53	1	2	3	7	2	0	0	0	13	7.7
D	20	*Chris Summers	21	12:27	0	3	3	-4	11	0	0	0	10	0
LW	12	Paul Bissonnette	31	6:04	1	0	1	-4	41	0	0	1	15	6.7
C	21	*Andy Miele	7	8:56	0	0	0	-3	6	0	0	0	4	0
C	49	Alexandre Bolduc	2	7:09	0	0	0	-1	2	0	0	0	1	0
RW	36	*Matt Watkins	1	6:37	0	0	0	-1	0	0	0	0	0	0

NO.	Goaltender	GP	MINS	W	L	OT	SA	GA	GAA	SV	SV%	SO	PIM
41	Mike Smith	67	3,903:12	38	18	10	2066	144	2.21	1922	0.93	8	16
1	Jason LaBarbera	19	1,014:38	3	9	3	486	43	2.54	443	0.912	0	2
	Curtis McElhinney	2	71:46:00	1	0	0	36	2	1.67	34	0.944	0	0

* Rookie

^ Acquired during season



2011-12 CATEGORY LEADERS

GAMES PLAYED

Keith Yandle	82
Antoine Vermette	82
Ray Whitney	82
Lauri Korpikoski	82
Oliver Ekman-Larsson	82
Mikkel Boedker	82

GOALS

Radim Vrbata	35
Ray Whitney	24
Shane Doan	22
Lauri Korpikoski	17
Raffi Torres	15

ASSISTS

Ray Whitney	53
Keith Yandle	32
Shane Doan	28
Radim Vrbata	27
Antoine Vermette	26

POINTS

Ray Whitney	77
Radim Vrbata	62
Shane Doan	50
Keith Yandle	43
Lauri Korpikoski	37
Antoine Vermette	37

PENALTY MINUTES

Raffi Torres	83
Martin Hanzal	63
Rostislav Klesla	54
Keith Yandle	51
Shane Doan	48

PP GOALS

Radim Vrbata	9
Ray Whitney	8
Shane Doan	5
Antoine Vermette	4
Martin Hanzal	3

PP ASSISTS

Ray Whitney	12
Keith Yandle	11
Shane Doan	9
Radim Vrbata	8
Martin Hanzal	8

PP POINTS

Ray Whitney	20
Radim Vrbata	17
Shane Doan	14
Keith Yandle	11
Martin Hanzal	11

SH GOALS

Lauri Korpikoski	3
Radim Vrbata	1
Antoine Vermette	1
Oliver Ekman-Larsson	1
Boyd Gordon	1

GW GOALS

Radim Vrbata	12
Shane Doan	5
Antoine Vermette	4
Lauri Korpikoski	3

OVERTIME GOALS

Radim Vrbata	1
Shane Doan	1
Daymond Langkow	1

SHOTS

Radim Vrbata	232
Shane Doan	226
Keith Yandle	196
Ray Whitney	185

PLUS/MINUS

Ray Whitney	+26
Radim Vrbata	+24
Adrian Aucoin	+14
Rostislav Klesla	+13
Martin Hanzal	+12
Boyd Gordon	+9

SHOOTING PERCENTAGE

Raffi Torres	15.2%
Radim Vrbata	15.1%
Ray Whitney	13.0%
Mikkel Boedker	12.8%
Lauri Korpikoski	11.6%

AVG TIME ON ICE PER GAME

Keith Yandle	22:20
Oliver Ekman-Larsson	22:06
Adrian Aucoin	20:14
Shane Doan	19:36
Rostislav Klesla	19:21

BLOCKED SHOTS

Rostislav Klesla	150
Oliver Ekman-Larsson	92
Michal Rozsival	91
David Schlemko	88
Boyd Gordon	86

HITS

Martin Hanzal	239
Shane Doan	205
Oliver Ekman-Larsson	140
Taylor Pyatt	137
Raffi Torres	128

TAKEAWAYS

Shane Doan	48
Antoine Vermette	44
Martin Hanzal	41
Radim Vrbata	37
Daymond Langkow	34

GIVEAWAYS

Keith Yandle	75
Ray Whitney	39
Oliver Ekman-Larsson	38
Antoine Vermette	34
Shane Doan	30

FACE-OFFS TAKEN

Boyd Gordon	1177
Antoine Vermette	1140
Martin Hanzal	1097
Daymond Langkow	991
Kyle Chipchura	364

FACE-OFFS WON

Boyd Gordon	669
Antoine Vermette	645
Martin Hanzal	571
Daymond Langkow	440
Kyle Chipchura	174

FACE-OFF WIN PERCENTAGE

Boyd Gordon	56.8%
Antoine Vermette	56.6%
Martin Hanzal	52.0%
Kyle Chipchura	47.8%
Daymond Langkow	44.4%

Minimum 100 face-offs taken

WINS

Mike Smith	38
Jason LaBarbera	3

GOALS AGAINST AVERAGE

Mike Smith	2.21
Jason LaBarbera	2.54

SAVE PERCENTAGE

Mike Smith	.930
Jason LaBarbera	.912

SHUTOUTS

Mike Smith	8
------------	---



2011-12 HOME & ROAD SCORING BREAKDOWN

No.	Player	HOME				ROAD				TOTAL			
		GP	G	A	PTS	GP	G	A	PTS	GP	G	A	PTS
17	Radim Vrbata	40	14	18	32	37	21	9	30	77	35	27	62
13	Ray Whitney	41	13	25	38	41	11	28	39	82	24	53	77
19	Shane Doan	39	12	16	28	40	10	12	22	79	22	28	50
3	Keith Yandle	41	4	17	21	41	7	15	22	82	11	32	43
28	Lauri Korpikoski	41	8	11	19	41	9	9	18	82	17	20	37
50	Antoine Vermette	41	6	10	16	41	5	16	21	82	11	26	37
	w/ PHX	12	1	2	3	10	2	5	7	22	3	7	10
	W/ CBJ	30	5	8	13	30	3	11	14	60	8	19	27
11	Martin Hanzal	34	4	15	19	30	4	11	15	64	8	26	34
23	Oliver Ekman-Larsson	41	7	10	17	41	6	9	15	82	13	19	32
22	Daymond Langkow	37	5	11	16	36	6	8	14	73	11	19	30
37	Raffi Torres	40	10	5	15	39	5	6	11	79	15	11	26
89	Mikkel Boedker	41	5	4	9	41	6	9	15	82	11	13	24
15	Boyd Gordon	39	6	8	14	36	2	7	9	75	8	15	23
14	Taylor Pyatt	35	4	3	7	38	5	7	12	73	9	10	19
24	Kyle Chipchura	26	2	4	6	27	1	9	10	53	3	13	16
8	Gilbert Brule	19	4	6	10	14	1	3	4	33	5	9	14
16	Rostislav Klesla	32	1	4	5	33	2	6	8	65	3	10	13
32	Michal Rozsival	28	1	7	8	26	0	5	5	54	1	12	13
53	Derek Morris	29	0	4	4	30	2	5	7	59	2	9	11
6	David Schlemko	20	0	5	5	26	1	5	6	46	1	10	11
33	Adrian Aucoin	33	1	3	4	31	1	4	5	64	2	7	9
2	David Rundblad	16	1	3	4	14	0	3	3	30	1	6	7
	w/PHX	2	0	1	1	4	0	2	2	6	0	3	3
	w/OTT	14	1	2	3	10	0	1	1	24	1	3	4
18	Patrick O'Sullivan	10	1	1	2	13	1	1	2	23	2	2	4
	Marc-Antoine Pouliot	5	0	3	3	8	0	1	1	13	0	4	4
26	Michael Stone	8	1	2	3	5	0	0	0	13	1	2	3
20	Chris Summers	12	0	3	3	9	0	0	0	21	0	3	3
12	Paul Bissonnette	13	0	0	0	18	1	0	1	31	1	0	1
21	Andy Miele	4	0	0	0	3	0	0	0	7	0	0	0
	Alexandre Bolduc	1	0	0	0	1	0	0	0	2	0	0	0
	Matt Watkins	1	0	0	0	0	0	0	0	1	0	0	0

GOALTENDER		GP	W	L	OTL	GA	MIN	SAVES	SHOTS	GAA	SV%
Mike Smith	Home Totals	35	22	9	4	72	1027	1099	2.09	0.934	
	Road Totals	32	16	9	6	72	895	967	2.35	0.926	
	Seas. Totals	67	38	18	10	144	1922	2066	2.21	0.93	
Jason LaBarbera	Home Totals	8	0	4	2	18	171	189	2.51	0.905	
	Road Totals	11	3	5	1	25	272	297	2.56	0.916	
	Seas. Totals	19	3	9	3	43	443	486	2.54	0.912	
Curtis McElhinney	Home Totals	0	0	0	0	0	0	0	0	0	
	Road Totals	2	1	0	0	2	34	36	1.67	0.944	
	Seas. Totals	2	1	0	0	2	34	36	1.67	0.944	



PLAYER GAME-BY-GAME STATS

Date	Opp.	RUNDBLAD #2	YANDLE #3	SCHLEMKO #6	BRULE #8	HANZAL #11	BISSENETTE #12	WHITNEY #13
Oct. 8	@ SJS		0-2 3/0 31:04	DND		0-0 3/-1 21:56	0-0 0/0 5:29	0-1 1/0 19:23
Oct. 10	@ DAL		0-0 8/0 23:31	0-0 2/0 20:24		0-1 4/0 22:09	DND	0-0 2/-1 20:24
Oct. 13	@ NSH		0-1 2/0 16:40	1-0 3/3 17:48		0-1 5/1 17:16	0-0 0/0 6:56	1-0 3/-1 15:24
Oct. 15	WPG		0-0 1/1 19:52	0-0 1/-1 18:23		0-1 4/-1 22:32	0-0 1/0 7:02	1-1 4/1 17:44
Oct. 18	CHI		0-0 1/-3 17:46	0-1 1/1 16:32		0-0 0/-1 17:57	0-0 2/0 8:12	1-0 1/-1 15:18
Oct. 20	LAK		0-0 2/-1 25:16	0-0 2/0 15:39		0-0 1/0 18:45	0-0 1/0 4:35	0-0 1/0 22:00
Oct. 23	@ ANA		1-1 (W) 3/1 20:28	0-0 0/-1 18:22		2-0 5/1 19:07	DND	0-1 2/1 18:34
Oct. 25	DAL		0-0 2/-1 24:00	0-0 3/1 21:56		0-0 2/0 20:10	DND	0-1 4/0 21:14
Oct. 27	NJD		0-2 3/-1 22:06	0-2 3/1 18:42		1-1 (W) 6/2 16:25	DND	2-1 5/1 16:11
Oct. 29	LAK		0-0 3/-1 22:19	0-1 1/2 21:06		0-2 3/1 20:48	0-0 0/0 3:04	0-0 2/1 17:34
Nov. 2	@ COL		0-0 1/1 18:08	0-1 2/1 20:03		0-1 2/1 15:33	DND	0-2 1/1 13:40
Nov. 3	NSH		0-0 3/-1 23:49	0-0 2/0 15:30		DND	DND	0-0 1/0 21:50
Nov. 5	EDM		0-1 4/0 22:49	0-1 4/2 16:05		DND	DND	1-1 3/2 17:07
Nov. 10	MTL		0-1 1/1 21:43	0-0 2/-2 20:49		0-0 4/-1 16:52	DND	0-0 1/-1 15:57
Nov. 12	@ SJS		0-0 3/1 21:09	0-0 1/1 18:30		0-1 2/1 20:10	DND	0-1 2/1 16:30
Nov. 15	@ TOR		0-0 2/1 23:44	0-0 2/0 19:31		0-0 5/0 20:36	DND	0-0 3/0 19:52
Nov. 17	@ PHI		0-0 5/-1 24:43	0-0 1/0 15:32		0-0 0/-1 20:06	DND	0-0 2/0 18:49
Nov. 19	@ BUF		0-2 1/2 21:18	0-1 0/0 17:45		0-0 2/2 20:03	1-0 (W) 1/1 7:07	0-0 0/0 19:13
Nov. 21	@ WSH		0-0 1/-1 13:57	0-0 0/0 15:05		0-0 1/0 19:32	0-0 0/0 5:48	0-1 1/1 18:47
Nov. 23	ANA		1-1 1/1 21:58	0-0 1/-1 16:59		0-1 1/0 20:39	DND	0-1 2/1 18:59
Nov. 25	VAN		0-0 1/-2 22:37	0-0 0/-2 15:56		0-0 3/-1 16:47	0-0 0/-2 8:35	0-0 2/-1 14:39
Nov. 26	DAL		0-2 3/3 18:15	0-0 2/0 16:53		0-0 2/1 16:30	DND	1-0 3/1 12:53
Nov. 29	@ CHI		0-0 2/1 18:34	0-0 0/2 16:26		0-1 3/2 18:47	DND	1-2 4/3 17:04
Dec. 1	@ WPG		0-0 3/0 21:28	0-0 3/-1 16:21		0-0 2/0 19:31	DND	0-0 3/0 19:24
Dec. 3	PHI		0-1 2/1 26:16	0-0 3/-1 13:40		0-0 4/0 15:26	DND	1-0 2/0 16:23
Dec. 5	@ CHI		1-0 3/1 27:37	0-1 3/1 25:00		0-0 2/2 20:15	DND	0-1 0/1 20:00
Dec. 6	@ NSH		1-0 (W) 2/0 24:16	0-1 2/1 23:18		0-1 2/1 17:56	DND	1-0 3/1 17:23
Dec. 8	@ DET		0-1 3/0 24:56	0-0 1/-1 17:26		1-0 2/0 17:24	DND	0-1 5/-1 17:35
Dec. 10	MIN		0-0 5/-1 27:22	0-0 0/1 15:18		0-0 0/-1 20:15	DND	0-0 2/-1 20:27
Dec. 14	@ ANA		0-1 4/-1 24:04	0-0 1/0 18:35		1-0 2/-1 17:20	0-0 0/0 9:43	0-1 1/-1 14:45
Dec. 15	EDM		0-0 5/1 28:04	0-0 1/1 24:48		0-2 2/2 17:46	DND	0-2 3/2 15:57
Dec. 17	NYR		0-0 2/-2 21:55	0-0 1/-1 23:38		0-0 0/-2 18:36	DND	0-0 1/-1 16:20
Dec. 20	@ FLA		0-1 0/0 18:21	0-0 3/0 16:16		0-0 0/0 17:46	DND	1-1 3/0 16:31
Dec. 21	@ CAR	0-1 0/-1 14:04	0-0 1/1 21:34	0-0 0/0 23:23		0-1 1/-1 19:00	DND	1-1 1/1 15:28
Dec. 23	STL	DND	1-0 2/1 18:44	0-0 1/-1 19:53		0-0 1/0 13:14	DND	0-0 2/0 17:41
Dec. 26	@ LAK	DND	0-0 1/0 20:12	0-1 1/-1 16:58		DND	0-0 1/0 5:48	0-0 1/-1 16:02
Dec. 28	BOS	DND	0-0 1/-1 20:14	0-1 1/0 18:08		INJ	0-0 0/0 7:55	1-0 4/1 19:11
Dec. 29	@ COL	DND	0-0 0/-1 17:50	0-0 1/1 21:22		INJ	DND	0-0 5/-2 17:26
Dec. 31	@ MIN	DND	0-1 5/0 16:46	0-0 1/1 17:17		INJ	0-0 0/0 8:06	1-1 5/2 21:16
Jan. 3	@ STL	DND	0-1 6/0 25:34	0-0 0/0 20:34		INJ	0-0 1/0 9:57	0-0 2/-1 19:29
Jan. 5	@ LAK	DND	0-0 3/0 22:00	0-0 1/0 21:35		INJ	0-0 0/0 5:03	0-0 1/0 17:32
Jan. 7	NYI	DND	0-1 3/3 22:06	0-0 0/0 9:59		INJ	DND	0-1 0/2 21:48
Jan. 10	@ NYR	DND	0-0 1/-1 22:37	INJ	DND	INJ	0-0 1/0 3:06	0-0 1/1 19:06
Jan. 12	@ DET	0-1 0/2 8:58	0-0 0/-2 24:40	INJ	0-0 2/0 14:07	INJ	DND	0-0 1/-1 18:50
Jan. 13	@ CBJ	MIN	0-0 3/-3 28:15	INJ	0-0 2/-1 13:06	INJ	DND	0-0 3/-1 22:01
Jan. 16	COL	MIN	0-2 1/0 22:58	INJ	1-1 2/0 9:58	INJ	DND	0-2 3/3 20:58
Jan. 18	@ ANA	MIN	0-0 0/-1 22:28	INJ	0-0 3/1 16:35	INJ	DND	0-1 0/-2 17:28
Jan. 19	DET	MIN	0-0 5/-1 21:11	INJ	1-0 2/2 12:01	0-0 3/-2 18:00	DND	0-0 3/0 21:40
Jan. 21	TBL	MIN	1-0 3/-1 24:30	INJ	0-0 2/-1 12:59	0-0 5/0 21:08	DND	1-1 3/1 22:48
Jan. 24	OTT	MIN	0-1 1/2 23:13	INJ	1-0 1/0 11:28	0-0 2/0 19:46	DND	0-1 3/1 20:04
Jan. 31	ANA	MIN	0-0 5/0 27:25	INJ	0-0 2/0 11:57	0-1 1/0 19:43	DND	1-0 4/1 20:06
Feb. 4	SJS	MIN	0-0 3/0 22:02	INJ	0-0 1/-1 6:26	1-1 1/1 21:56	DND	0-2 2/1 21:12
Feb. 6	DET	MIN	0-0 1/0 21:20	INJ	0-0 1/0 10:35	2-0 (W) 3/1 18:53	DND	0-2 1/1 18:34
Feb. 7	@ DAL	MIN	1-0 1/1 19:53	INJ	0-1 2/1 12:00	0-0 2/2 19:13	DND	0-2 2/2 16:11
Feb. 9	CGY	MIN	0-0 2/0 21:22	INJ	0-0 2/1 12:07	0-0 5/0 20:30	DND	0-1 2/0 17:00
Feb. 11	CHI	MIN	0-0 1/3 18:37	INJ	0-2 1/2 9:27	0-0 1/1 17:47	DND	0-1 1/1 15:26
Feb. 28	VAN	MIN	1-0 3/0 21:17	INJ	0-0 1/0 12:22	0-0 1/0 20:04	DND	0-0 0/0 20:53
Feb. 16	@ LAK	MIN	0-1 1/0 27:25	INJ	0-0 2/0 13:57	0-0 2/0 16:27	0-0 0/0 8:31	0-1 0/0 19:40
Feb. 18	DAL	MIN	0-1 4/2 26:23	INJ	0-0 1/0 11:58	0-0 3/0 10:09	0-0 0/0 2:12	0-1 1/1 22:21
Feb. 21	LAK	DND	0-0 3/1 28:18	INJ	0-0 2/-1 11:29	0-3 3/1 20:36	0-0 0/-1 4:18	0-1 2/0 21:25
Feb. 23	@ CGY	DND	0-1 2/1 27:04	INJ	DND	0-0 2/1 20:52	0-0 1/0 5:31	1-1 1/2 22:21
Feb. 25	@ EDM	MIN	0-1 0/2 23:42	INJ	DND	0-2 0/1 18:16	0-0 0/0 6:02	1-0 (W) 3/2 18:48
Feb. 13	@ VAN	MIN	0-1 3/1 27:37	INJ	DND	0-0 4/1 20:01	0-0 0/0 5:29	1-0 4/1 23:48
Mar. 1	CGY	MIN	0-1 1/-2 30:46	INJ	DND	0-1 1/0 19:05	0-0 2/-1 6:25	0-0 3/0 21:42
Mar. 3	CBJ	0-1 5/-2 17:15	0-0 3/-3 20:40	INJ	0-0 1/-2 8:04	0-0 4/0 20:42	DND	1-0 2/-2 22:20
Mar. 5	@ PIT	0-0 2/0 12:13	0-0 2/0 25:37	INJ	DND	0-1 1/0 18:52	0-0 0/0 6:01	1-0 4/0 18:28
Mar. 6	@ CBJ	0-0 0/-1 16:25	1-0 3/1 24:47	INJ	0-0 0/0 9:22	0-0 0/-1 15:42	DND	0-1 4/0 22:06
Mar. 8	MIN	0-0 1/1 15:47	0-0 4/0 24:10	INJ	DND	0-0 2/0 4:49	0-0 1/0 2:13	0-0 4/-1 23:25
Mar. 10	SJS	DND	0-1 4/3 18:02	INJ	0-1 2/1 8:11	DND	DND	0-0 0/0 17:19
Mar. 12	NSH	DND	1-0 3/-1 20:01	INJ	0-0 1/-1 7:37	DND	DND	0-1 4/2 17:29
Mar. 14	@ VAN	MIN	0-1 1/2 20:18	0-0 1/-1 17:03	1-0 5/0 11:19	DND	0-0 0/0 5:42	0-3 0/1 17:43
Mar. 15	@ CGY	MIN	0-0 1/-2 20:50	0-0 0/0 20:46	0-0 1/0 13:50	DND	0-0 0/0 6:02	0-1 5/-1 17:23
Mar. 18	@ EDM	MIN	0-0 3/1 19:51	0-0 2/0 18:43	0-1 2/1 12:48	0-0 3/0 16:35	DND	1-0 6/0 22:14
Mar. 20	@ DAL	MIN	0-0 5/-1 20:23	0-0 1/1 14:49	0-0 0/0 16:23	0-0 3/0 20:45	0-0 0/0 5:47	1-1 5/1 23:09
Mar. 22	COL	MIN	0-0 2/-1 18:01	DND	0-2 3/2 12:41	0-0 1/-1 21:40	0-0 1/0 5:06	0-1 2/0 22:05
Mar. 24	@ SJS	MIN	0-0 1/2 23:56	DND	0-1 2/2 12:50	0-0 3/0 17:52	0-0 2/0 5:55	0-1 2/-1 17:49
Mar. 25	STL	MIN	0-0 1/-2 24:10	0-0 0/0 15:39	0-0 2/0 15:00	0-0 2/-1 16:22	0-0 0/-1 6:39	0-0 0/0 17:59
Mar. 29	SJS	MIN	0-0 3/0 17:09	DND	0-0 0/0 9:58	0-1 7/1 19:54	DND	0-2 2/1 17:30
Mar. 31	ANA	MIN	0-1 0/0 16:50	DND	0-0 3/0 7:26	0-1 1/0 18:26	DND	1-1 5/0 16:13
Apr. 3	CBJ	MIN	0-0 3/1 16:40	DND	1-0 1/1 8:16	0-0 2/0 17:31	DND	0-0 1/0 14:30
Apr. 6	@ STL	MIN	1-0 4/1 20:05	DND	0-0 3/1 13:04	0-1 0/0 15:06	DND	0-1 1/0 14:11
Apr. 7	@ MIN	MIN	0-0 2/-1 22:05	DND	0-0 1/-1 12:16	0-0 1/1 16:36	DND	0-1 1/1 14:59



PLAYER GAME-BY-GAME STATS

Date	Opp.	PYATT #14	GORDON #15	KLESLE #16	VRBATA #17	O'SULLIVAN #18	DOAN #19	SUMMERS #20
Oct. 8	@ SJS	0-0 2/-1 15:46	0-0 1/0 12:35	0-0 1/1 17:08	0-1 2/-1 19:06	DND	2-0 6/-1 20:23	MIN
Oct. 10	@ DAL	0-0 3/0 12:20	0-0 1/0 16:01	0-0 2/-1 19:29	1-0 5/0 18:31	0-0 1/0 11:40	0-1 5/-1 21:29	DND
Oct. 13	@ NSH	0-1 1/1 14:10	0-1 0/3 17:29	0-1 4/4 22:38	0-0 0/0 16:03	DND	1-1 3/0 17:41	DND
Oct. 15	WPG	0-1 3/2 10:35	0-1 0/2 14:48	0-0 2/-1 17:14	0-0 4/-1 20:56	DND	0-2 4/1 18:53	DND
Oct. 18	CHI	1-0 1/-1 13:16	0-0 1/0 16:14	0-1 1/1 21:10	0-0 2/-1 17:27	DND	0-0 1/-2 17:03	DND
Oct. 20	LAK	0-0 1/-1 12:23	0-0 0/0 13:06	0-0 2/-1 16:51	0-0 4/0 18:35	DND	0-0 3/0 22:59	DND
Oct. 23	@ ANA	0-2 0/0 12:56	1-0 3/-1 16:09	0-0 2/0 22:09	0-1 2/2 20:59	0-0 0/0 7:29	0-1 6/0 20:29	DND
Oct. 25	DAL	0-0 1/0 13:19	0-0 5/1 16:51	0-0 2/1 24:00	0-0 3/0 21:51	0-0 2/0 7:57	1-0 3/-1 22:13	DND
Oct. 27	NJD	0-0 1/1 12:35	0-0 0/0 17:30	0-0 4/1 20:15	0-2 2/2 14:28	1-0 2/-1 12:43	0-1 1/0 19:58	DND
Oct. 29	LAK	0-0 1/0 7:54	0-0 0/0 16:37	0-1 1/2 21:35	2-1 3/2 20:28	0-0 5/0 9:10	0-1 6/0 20:29	MIN
Nov. 2	@ COL	1-0 3/1 16:15	0-1 3/1 18:53	0-1 1/1 21:10	2-0 (W) 5/1 15:04	0-0 0/0 8:13	0-0 3/1 17:57	MIN
Nov. 3	NSH	0-0 1/-1 12:12	0-0 1/0 17:28	0-0 0/0 16:43	0-0 6/0 20:55	0-0 1/-2 11:36	0-0 4/-1 21:00	MIN
Nov. 5	EDM	0-0 2/-2 12:17	1-1 (W) 2/2 17:41	0-0 0/2 19:36	0-2 3/2 18:47	0-1 1/0 10:04	0-1 4/1 20:53	MIN
Nov. 10	MTL	0-0 2/1 15:38	0-1 2/-1 17:29	0-0 1/-2 21:21	0-0 2/-1 17:03	0-0 0/0 14:15	0-0 2/-1 19:36	MIN
Nov. 12	@ SJS	0-0 0/0 12:03	1-0 2/1 16:06	0-0 0/1 22:35	1-0 (W) 2/1 19:58	1-0 2/1 9:17	0-0 2/0 18:02	MIN
Nov. 15	@ TOR	0-0 1/0 16:13	0-0 0/0 15:27	0-0 2/0 20:17	0-0 1/0 19:06	0-0 1/0 11:45	1-0 2/1 18:44	MIN
Nov. 17	@ PHI	0-0 2/0 9:23	0-1 4/0 16:54	0-0 2/0 14:53	0-0 3/-1 18:46	0-0 1/0 5:57	0-0 3/0 20:24	MIN
Nov. 19	@ BUF	0-0 5/1 15:47	0-0 2/-1 17:16	0-1 2/0 15:34	2-0 5/2 18:53	DND	1-0 2/0 19:35	MIN
Nov. 21	@ WSH	0-0 2/0 13:27	0-1 1/1 19:48	0-1 1/1 20:20	1-0 4/0 17:47	DND	0-0 2/0 20:36	MIN
Nov. 23	ANA	0-0 2/0 12:44	0-0 1/1 15:49	0-0 1/-1 17:25	2-0 (W) 3/0 20:59	0-0 2/0 11:13	0-2 5/1 20:28	MIN
Nov. 25	VAN	0-0 0/-1 13:10	0-0 1/-1 16:20	0-0 1/-1 20:34	0-0 0/-1 17:26	DND	0-0 1/-1 21:11	MIN
Nov. 26	DAL	1-0 1/1 15:50	0-0 2/0 15:05	0-0 2/0 17:13	0-1 3/1 16:19	0-0 3/0 11:45	0-0 3/1 16:57	MIN
Nov. 29	@ CHI	0-0 0/0 15:12	0-0 3/0 16:33	0-0 1/3 17:13	1-1 2/2 18:05	0-0 0/0 11:02	1-1 (W) 2/1 16:19	MIN
Dec. 1	@ WPG	0-0 0/0 7:40	0-0 2/0 11:39	0-0 0/-1 19:15	0-0 2/0 20:25	0-0 3/0 12:18	0-0 2/-1 17:32	MIN
Dec. 3	PHI	0-0 2/0 13:22	0-0 3/1 12:52	0-0 4/0 19:46	0-1 1/0 14:05	0-0 0/0 7:59	0-0 2/-1 19:11	MIN
Dec. 5	@ CHI	0-0 1/0 13:50	0-0 0/0 15:35	INJ	1-0 4/2 20:51	DND	0-0 0/-2 16:30	0-0 0/0 9:29
Dec. 6	@ NSH	1-0 3/0 11:29	0-1 2/0 15:07	INJ	0-1 4/1 17:30	MIN	0-1 4/1 18:30	0-0 1/1 12:27
Dec. 8	@ DET	0-0 4/0 10:21	0-0 0/0 14:32	INJ	1-0 3/0 18:45	MIN	0-1 3/-2 16:17	MIN
Dec. 10	MIN	0-0 0/0 14:33	0-0 2/0 13:36	INJ	0-0 1/-1 20:19	MIN	0-1 4/1 19:24	MIN
Dec. 14	@ ANA	0-0 0/-1 10:53	0-0 2/-2 14:54	INJ	0-0 0/-1 16:51	MIN	0-0 1/0 18:13	MIN
Dec. 15	EDM	0-0 2/1 11:34	0-0 1/0 12:10	INJ	1-0 2/2 18:18	MIN	1-0 (W) 6/1 20:24	0-0 1/0 11:06
Dec. 17	NYR	0-0 1/0 10:12	0-1 1/1 17:33	INJ	0-1 3/-2 21:05	MIN	0-1 3/0 15:07	0-0 2/0 15:16
Dec. 20	@ FLA	0-0 2/-1 14:10	0-0 1/-1 17:14	0-0 2/0 21:35	1-1 (W) 3/0 16:02	MIN	0-0 1/0 18:31	MIN
Dec. 21	@ CAR	0-0 2/0 10:27	0-0 2/0 13:56	1-0 3/0 24:22	0-0 1/-1 17:05	MIN	0-0 1/0 19:27	MIN
Dec. 23	STL	0-0 1/0 11:47	0-0 1/0 14:43	0-0 3/-1 20:55	0-0 1/0 19:03	MIN	1-0 4/0 19:17	MIN
Dec. 26	@ LAK	0-0 2/0 9:26	DND	0-0 2/-3 20:18	0-0 3/-1 15:10	0-1 3/2 14:59	0-0 3/-2 21:59	MIN
Dec. 28	BOS	0-0 2/0 11:00	INJ	0-0 2/1 19:36	0-0 1/0 16:54	DND	0-0 3/-1 21:51	MIN
Dec. 29	@ COL	0-2 0/2 11:07	INJ	0-0 0/0 19:55	0-0 3/0 13:40	0-0 1/-1 15:12	0-0 2/2 23:22	MIN
Dec. 31	@ MIN	0-0 0/0 10:18	INJ	0-1 1/1 20:42	2-0 (W) 4/3 17:55	0-0 2/-1 15:45	0-0 3/0 20:01	MIN
Jan. 3	@ STL	0-0 4/-1 13:42	INJ	0-0 2/-1 13:41	1-0 5/-1 20:15	0-0 2/-2 13:10	0-0 2/-1 19:54	MIN
Jan. 5	@ LAK	0-0 1/0 15:56	INJ	0-0 3/-1 24:03	0-0 3/0 17:34	0-0 0/0 9:39	0-0 2/-1 20:13	MIN
Jan. 7	NYI	1-0 1/1 10:21	INJ	0-1 1/1 19:52	0-1 5/1 18:58	0-0 2/0 11:00	3-0 (W) 5/3 21:15	MIN
Jan. 10	@ NYR	0-0 0/-1 15:20	0-0 1/0 12:06	0-0 0/1 18:07	1-0 4/1 20:28	MIN	0-0 1/0 20:48	MIN
Jan. 12	@ DET	1-0 3/1 10:30	0-0 2/-1 15:38	0-0 1/2 19:23	1-0 3/-1 18:08	MIN	0-0 3/0 20:00	MIN
Jan. 13	@ CBJ	0-0 1/-1 11:11	0-1 2/1 15:50	0-0 1/-2 20:55	1-1 4/0 20:42	MIN	0-0 4/0 20:43	MIN
Jan. 16	COL	0-1 1/-1 15:33	2-0 8/2 15:30	1-0 2/2 16:07	0-1 4/1 19:38	MIN	2-0 (W) 4/3 20:28	0-2 0/3 15:00
Jan. 18	@ ANA	0-0 4/-1 15:11	0-0 3/-1 13:15	0-0 1/0 17:35	0-0 1/-2 17:33	MIN	0-1 1/-2 16:01	0-0 0/-1 15:01
Jan. 19	DET	0-0 0/-1 9:31	0-0 0/0 22:33	0-0 1/0 26:24	0-0 4/-2 22:30	MIN	0-0 0/1 23:19	0-1 0/0 12:51
Jan. 21	TBL	0-0 1/-2 10:41	0-1 2/0 12:47	0-0 3/1 21:22	0-0 6/0 22:18	MIN	0-1 2/-1 21:28	0-0 0/-1 9:31
Jan. 24	OTT	0-0 0/-1 10:33	0-0 0/1 17:32	0-0 1/-1 21:42	1-0 (W) 1/1 21:01	MIN	1-0 3/1 20:16	0-0 0/0 11:11
Jan. 31	ANA	0-0 1/0 12:21	0-0 2/0 15:19	0-0 0/0 17:13	0-1 2/1 18:54	MIN	0-0 3/-3 18:09	0-0 1/-2 13:39
Feb. 4	SJS	0-0 2/-1 6:27	0-2 0/2 17:49	0-0 0/0 18:20	1-1 3/2 21:15	MIN	0-2 0/1 20:06	DND
Feb. 6	DET	0-0 2/0 10:29	1-0 2/1 18:51	0-0 1/2 20:16	0-1 3/0 18:45	MIN	0-1 0/1 19:25	DND
Feb. 7	@ DAL	0-0 1/1 11:12	0-0 0/0 18:12	0-1 0/0 16:29	1-1 (W) 5/2 18:31	MIN	0-0 1/0 17:31	DND
Feb. 9	CGY	1-0 1/1 11:43	0-0 3/-1 17:46	0-1 2/0 23:28	0-1 3/0 17:21	MIN	1-0 (W) 3/0 18:20	DND
Feb. 11	CHI	0-0 2/0 14:05	1-0 2/1 16:21	0-0 2/0 18:10	1-0 (W) 3/1 15:01	MIN	0-0 1/0 17:07	DND
Feb. 28	VAN	0-0 2/0 4:18	0-0 0/0 18:06	0-0 1/0 25:17	0-0 6/0 22:57	MIN	0-0 0/0 20:23	0-0 1/0 15:41
Feb. 16	@ LAK	DND	0-0 1/0 16:25	0-0 1/0 2:05	1-0 (W) 2/0 18:48	MIN	0-0 4/0 18:19	0-0 0/0 14:35
Feb. 18	DAL	INJ	0-0 2/1 18:40	DND	1-0 (W) 3/1 21:27	MIN	0-0 4/0 22:03	0-0 0/0 13:11
Feb. 21	LAK	INJ	0-0 1/-1 15:31	INJ	2-1 5/0 21:35	MIN	2-0 5/0 23:50	0-0 0/-1 10:05
Feb. 23	@ CGY	0-0 2/0 11:14	0-0 0/0 13:03	INJ	0-0 2/2 20:59	MIN	1-0 2/0 18:44	0-0 1/-1 11:49
Feb. 25	@ EDM	0-0 0/0 14:14	0-0 1/0 14:35	INJ	0-0 1/2 18:30	MIN	1-0 3/1 19:41	0-0 1/0 12:54
Feb. 13	@ VAN	0-0 2/0 12:11	0-0 4/0 14:22	INJ	0-0 2/1 20:15	MIN	0-0 2/0 21:53	0-0 0/0 12:16
Mar. 1	CGY	0-0 1/-1 13:24	0-0 3/-1 12:01	INJ	0-1 3/0 20:57	MIN	0-0 0/0 21:39	0-0 1/0 6:46
Mar. 3	CBJ	0-0 1/0 9:57	0-0 1/0 13:58	INJ	0-0 2/0 20:16	MIN	0-2 7/-2 17:54	0-0 1/-1 14:15
Mar. 5	@ PIT	0-0 3/0 13:30	0-0 4/0 14:38	INJ	0-1 6/0 19:58	MIN	0-0 5/-1 18:46	0-0 0/0 11:11
Mar. 6	@ CBJ	0-1 1/0 10:41	0-0 0/-1 13:37	INJ	0-0 6/0 18:48	MIN	0-1 10/-1 21:50	0-0 0/-1 13:15
Mar. 8	MIN	0-0 3/1 17:02	0-0 1/-1 18:35	INJ	0-0 6/0 24:32	MIN	0-0 3/0 24:56	DND
Mar. 10	SJS	0-0 1/0 14:12	0-0 1/0 18:57	0-0 2/0 18:12	0-0 3/1 16:03	MIN	0-1 3/1 16:36	DND
Mar. 12	NSH	0-0 3/-2 14:12	0-0 2/-2 16:04	0-0 1/-2 20:07	0-1 3/2 17:45	MIN	0-1 5/2 22:10	DND
Mar. 14	@ VAN	0-1 1/1 17:34	0-0 1/0 18:48	1-0 2/1 22:03	DND	MIN	1-1 5/0 21:33	DND
Mar. 15	@ CGY	0-0 2/-2 13:04	0-0 0/-2 14:16	0-1 0/0 18:27	DND	MIN	0-0 5/-1 19:32	DND
Mar. 18	@ EDM	0-0 0/0 6:21	0-0 2/0 15:57	0-0 1/-1 22:49	0-0 3/-1 13:26	MIN	0-0 2/-1 19:48	DND
Mar. 20	@ DAL	DND	0-0 1/0 14:22	0-0 1/0 19:15	DND	MIN	0-2 0/-1 16:21	DND
Mar. 22	COL	DND	0-1 2/1 13:06	0-0 0/2 15:10	0-0 3/-1 20:50	MIN	DND	DND
Mar. 24	@ SJS	DND	0-0 1/0 21:27	0-0 2/0 20:13	DND	MIN	DND	DND
Mar. 25	STL	DND	0-0 2/0 18:14	0-0 1/0 15:38	DND	MIN	DND	DND
Mar. 29	SJS	DND	0-0 0/0 14:01	0-0 2/0 21:00	2-0 (W) 3/1 17:32	MIN	0-0 1/0 15:45	DND
Mar. 31	ANA	DND	0-0 1/0 15:18	0-0 0/0 18:17	1-1 5/0 17:26	MIN	0-1 2/0 18:00	DND
Apr. 3	CBJ	0-1 0/1 10:14	1-0 (W) 1/1 17:27	0-0 0/1 19:20	0-0 3/0 16:19	MIN	0-0 2/0 15:17	DND
Apr. 6	@ STL	0-0 3/0 11:37	0-0 2/0 15:59	0-0 2/0 16:35	1-0 (W) 2/0 13:26	MIN	1-0 4/2 18:49	DND
Apr. 7	@ MIN	2-0 (W) 4/2 13:07	0-1 1/2 15:33	0-0 0/1 16:56	1-0 1/1 14:17	MIN	0-1 4/1 18:22	DND



PLAYER GAME-BY-GAME STATS

Date	Opp.	MIELE #21	LANGKOW #22	EKMANN-LARSSON #23	CHIPCHURA #24	STONE #26	KORPIKOSKI #28	ROZSIVAL #32
Oct. 8	@ SJS	MIN	0-1 1/1 16:10	1-0 2/-2 19:06	0-0 2/0 10:39	MIN	0-0 0/-1 18:24	0-0 0/0 2:34
Oct. 10	@ DAL	MIN	0-0 3/-1 18:48	0-0 1/0 18:56	DND	MIN	0-0 1/0 18:31	INJ
Oct. 13	@ NSH	MIN	0-1 1/-1 16:55	0-0 1/0 21:45	DND	MIN	1-0 (W) 3/2 20:16	INJ
Oct. 15	WPG	MIN	1-0 1/1 11:45	2-0 (W) 2/2 18:14	MIN	MIN	0-0 3/1 16:41	INJ
Oct. 18	CHI	MIN	0-1 1/0 15:29	0-0 0/0 19:23	MIN	MIN	0-0 2/0 17:15	INJ
Oct. 20	LAK	MIN	0-0 2/0 18:25	0-0 1/0 18:51	MIN	MIN	0-0 6/0 18:00	INJ
Oct. 23	@ ANA	0-0 1/0 6:21	0-0 3/0 19:22	0-0 2/0 15:17	MIN	MIN	1-1 3/-1 16:38	INJ
Oct. 25	DAL	0-0 0/0 9:39	0-1 0/-1 17:04	0-1 1/0 17:24	MIN	MIN	0-1 2/0 16:26	INJ
Oct. 27	NJD	0-0 0/-1 10:04	0-1 1/0 16:33	0-0 0/1 17:11	MIN	MIN	0-0 4/0 17:27	INJ
Oct. 29	LAK		1-0 (W) 6/0 17:49	0-0 1/0 18:27	MIN	MIN	0-0 1/0 17:21	INJ
Nov. 2	@ COL	0-0 0/0 7:35	0-0 1/1 17:23	0-1 0/1 18:05	MIN	MIN	1-0 3/1 18:08	INJ
Nov. 3	NSH	0-0 0/-1 13:28	0-0 2/-1 18:55	0-0 4/-2 18:20	0-0 1/-1 8:29	MIN	0-0 1/-2 14:49	INJ
Nov. 5	EDM	MIN	1-0 2/1 19:23	0-0 0/1 18:00	0-0 0/0 9:00	MIN	0-0 2/1 20:23	INJ
Nov. 10	MTL	MIN	DND	0-1 4/0 18:35	0-0 3/1 11:07	MIN	0-0 0/-1 16:20	INJ
Nov. 12	@ SJS	MIN	DND	0-0 0/1 14:28	0-1 0/1 10:20	MIN	0-1 2/1 18:42	INJ
Nov. 15	@ TOR	MIN	DND	1-0 5/0 20:35	0-1 1/0 9:27	MIN	0-0 0/0 17:03	INJ
Nov. 17	@ PHI	MIN	DND	0-0 2/0 17:48	0-0 0/0 8:30	MIN	0-1 1/0 15:38	INJ
Nov. 19	@ BUF	MIN	DND	0-0 0/0 22:18	0-1 0/1 7:49	MIN	0-0 1/0 15:08	INJ
Nov. 21	@ WSH	MIN	DND	0-0 1/-1 25:11	0-0 0/0 6:07	MIN	2-0 4/0 16:52	INJ
Nov. 23	ANA	MIN	DND	1-1 3/1 20:02	0-0 1/0 8:34	MIN	0-0 1/0 14:48	INJ
Nov. 25	VAN	MIN	DND	0-0 2/-2 20:11	0-0 2/-3 11:18	MIN	0-0 2/0 14:04	INJ
Nov. 26	DAL	MIN	0-2 5/2 17:14	0-0 2/0 25:37	0-0 1/0 11:11	MIN	0-1 2/1 15:55	INJ
Nov. 29	@ CHI	MIN	1-1 1/1 15:51	0-0 2/0 24:46	0-0 0/0 9:04	MIN	0-0 0/0 16:17	INJ
Dec. 1	@ WPG	MIN	0-0 0/-1 16:49	0-0 2/0 20:25	DND	MIN	0-0 2/0 14:47	INJ
Dec. 3	PHI	MIN	0-0 2/-1 16:59	0-0 2/0 20:13	DND	MIN	0-0 2/0 18:01	INJ
Dec. 5	@ CHI	MIN	0-0 2/-1 16:34	0-0 2/0 26:26	0-0 3/-1 8:45	MIN	0-0 2/0 17:15	INJ
Dec. 6	@ NSH	MIN	0-0 1/1 17:21	0-0 1/1 22:19	0-0 0/0 8:20	MIN	0-1 3/0 13:15	INJ
Dec. 8	@ DET	MIN	0-0 1/-2 13:32	0-0 2/-2 17:34	0-0 0/-1 10:44	MIN	0-0 4/0 14:57	0-0 1/-1 14:27
Dec. 10	MIN	MIN	0-1 4/1 14:11	0-0 1/0 17:27	0-0 2/0 7:37	MIN	1-0 4/1 17:02	0-0 3/1 15:41
Dec. 14	@ ANA	MIN	0-0 1/0 17:20	0-0 0/-3 17:42	0-0 1/0 10:14	MIN	0-0 1/-2 16:35	0-0 1/0 15:24
Dec. 15	EDM	MIN	0-0 9/1 18:53	1-1 3/3 19:59	0-0 1/0 9:37	MIN	1-0 1/1 13:08	0-1 1/0 14:44
Dec. 17	NYR	MIN	0-0 3/0 13:13	0-0 1/0 18:34	0-0 1/0 9:40	MIN	1-0 2/1 16:05	0-0 0/1 18:17
Dec. 20	@ FLA	MIN	0-0 2/0 15:59	0-1 0/-1 25:58	0-0 1/0 7:48	MIN	0-0 0/-1 18:18	0-0 2/0 19:48
Dec. 21	@ CAR	MIN	0-1 0/0 17:37	0-1 1/-1 16:36	0-1 0/0 9:57	MIN	1-1 (W) 2/2 14:51	DND
Dec. 23	STL	MIN	0-0 1/-1 18:22	0-0 3/1 25:23	0-0 1/-1 7:46	MIN	0-1 0/-1 16:59	0-1 1/0 17:06
Dec. 26	@ LAK	MIN	1-0 3/-2 20:30	0-1 2/1 23:21	0-0 0/0 11:33	MIN	0-0 1/-1 15:05	0-0 0/2 21:11
Dec. 28	BOS	0-0 2/-1 7:58	0-1 0/0 21:17	0-0 2/0 23:51	0-0 0/0 15:49	MIN	0-0 0/-1 18:29	0-0 1/-1 25:25
Dec. 29	@ COL	0-0 1/0 7:29	0-0 3/-2 18:43	0-0 2/-1 21:19	0-2 1/2 16:06	MIN	0-0 1/0 12:54	0-0 0/0 17:55
Dec. 31	@ MIN	MIN	1-0 4/0 20:30	0-0 1/1 21:45	0-1 0/2 12:54	MIN	0-0 0/1 15:53	0-0 1/1 20:21
Jan. 3	@ STL	MIN	0-0 3/0 21:07	0-1 2/-2 21:41	0-0 2/0 16:23	MIN	0-0 0/-2 15:22	0-0 1/0 15:54
Jan. 5	@ LAK	MIN	0-0 2/-1 20:10	0-0 0/1 22:57	0-0 2/0 16:52	MIN	0-0 0/0 18:26	0-0 1/0 22:51
Jan. 7	NYI	MIN	0-1 0/2 18:42	1-1 4/3 24:01	0-0 0/2 17:22	MIN	0-1 1/1 15:40	0-0 0/1 19:59
Jan. 10	@ NYR	MIN	0-0 2/0 17:38	0-0 2/0 24:34	0-0 0/-1 15:45	MIN	0-0 1/-1 20:54	0-1 0/1 18:21
Jan. 12	@ DET	MIN	0-0 2/0 19:39	0-0 1/0 24:40	0-1 0/1 10:39	MIN	0-0 2/0 18:03	DND
Jan. 13	@ CBJ	MIN	0-0 3/0 19:23	0-2 2/3 26:57	0-0 0/0 9:17	MIN	1-2 1/2 17:52	0-0 1/-3 15:27
Jan. 16	COL	MIN	0-0 0/1 17:34	0-0 2/1 22:16	0-1 0/1 10:39	MIN	0-0 0/2 17:02	0-0 1/3 18:57
Jan. 18	@ ANA	MIN	1-0 2/-2 17:02	0-1 1/1 23:19	1-0 3/1 13:58	MIN	0-0 3/-1 14:19	0-1 0/1 15:36
Jan. 19	DET	MIN	0-0 3/0 1:28	0-0 3/1 23:02	0-2 2/1 14:46	MIN	0-0 1/0 18:49	0-0 0/1 18:07
Jan. 21	TBL	MIN	DND	0-1 1/-1 30:06	0-0 0/0 14:53	MIN	1-1 3/1 17:33	0-0 1/-2 28:10
Jan. 24	OTT	MIN	0-0 2/1 11:47	0-1 1/0 21:38	0-0 1/-1 8:11	MIN	0-0 2/1 18:24	0-1 1/0 13:02
Jan. 31	ANA	MIN	0-0 0/-2 10:23	0-0 3/0 18:54	0-0 0/0 12:44	MIN	0-0 0/0 16:48	0-0 0/-3 15:00
Feb. 4	SJS	MIN	0-1 1/1 13:32	0-0 2/1 22:11	0-0 1/-1 6:43	MIN	2-0 (W) 3/2 18:44	0-1 1/3 17:48
Feb. 6	DET	MIN	0-0 0/0 11:21	0-0 2/0 20:16	0-0 0/0 10:39	MIN	0-0 3/1 20:31	0-0 1/0 17:54
Feb. 7	@ DAL	MIN	0-1 0/0 10:57	0-0 0/0 16:22	0-1 1/1 11:47	MIN	0-0 2/0 19:55	0-1 2/2 21:24
Feb. 9	CGY	MIN	0-0 1/0 14:22	0-0 2/0 22:47	0-1 2/1 10:07	MIN	0-0 3/-1 18:20	0-0 1/0 18:04
Feb. 11	CHI	MIN	0-0 1/0 15:19	0-0 3/0 21:38	1-0 1/1 10:36	MIN	0-1 1/1 16:53	0-0 1/0 22:16
Feb. 28	VAN	MIN	0-0 1/0 18:17	0-0 0/0 25:38	0-0 0/-1 6:15	MIN	0-0 4/1 21:23	0-0 0/0 18:50
Feb. 16	@ LAK	MIN	0-0 0/0 17:27	0-0 2/0 21:43	0-0 0/0 8:32	MIN	0-0 3/0 18:39	0-0 0/0 21:13
Feb. 18	DAL	MIN	0-0 1/0 17:59	0-0 1/0 22:14	0-0 1/0 8:11	0-0 0/0 11:31	0-1 7/1 19:29	0-0 1/1 19:30
Feb. 21	LAK	MIN	0-0 2/-1 20:48	0-0 0/-2 27:03	DND	0-0 0/0 9:36	0-2 3/0 19:46	0-0 0/-2 23:14
Feb. 23	@ CGY	MIN	1-0 3/1 12:24	0-1 2/2 26:30	INJ	0-0 2/1 9:52	0-0 1/-1 18:47	0-0 3/1 27:47
Feb. 25	@ EDM	MIN	0-0 0/-1 10:40	1-0 1/0 22:46	INJ	0-0 0/0 12:22	0-0 3/1 16:57	0-0 2/0 23:42
Feb. 13	@ VAN	MIN	0-0 4/0 12:30	0-0 1/0 25:31	INJ	0-0 0/0 12:34	0-0 0/0 19:35	0-0 1/0 22:29
Mar. 1	CGY	MIN	0-0 2/-1 12:58	0-1 4/0 23:41	INJ	0-0 0/0 12:30	0-0 0/-2 13:04	1-0 4/-1 16:48
Mar. 3	CBJ	MIN	0-0 0/-1 10:38	0-0 1/0 26:25	INJ	DND	1-0 1/-2 15:45	0-0 1/-1 21:57
Mar. 5	@ PIT	MIN	0-0 0/0 11:41	0-0 2/-1 26:27	INJ	DND	0-0 2/-1 14:49	0-0 2/0 22:30
Mar. 6	@ CBJ	MIN	0-0 1/0 9:53	0-0 4/-1 21:27	INJ	DND	0-0 2/-1 15:45	0-0 1/-1 19:27
Mar. 8	MIN	MIN	0-0 1/1 16:12	0-0 4/-1 28:27	INJ	0-1 4/1 14:04	1-0 3/0 16:59	0-0 0/-1 21:34
Mar. 10	SJS	MIN	0-0 0/1 16:27	0-0 2/0 25:07	INJ	1-1 2/2 17:07	0-0 0/0 18:58	0-0 1/0 22:49
Mar. 12	NSH	MIN	1-1 2/1 18:55	1-1 2/3 26:01	INJ	0-0 1/-2 19:45	0-0 0/-2 18:32	0-1 1/3 23:35
Mar. 14	@ VAN	MIN	0-0 2/-1 19:17	1-1 5/0 24:05	INJ	DND	0-1 1/1 16:42	0-0 0/1 25:22
Mar. 15	@ CGY	MIN	0-0 0/0 14:17	1-0 4/-1 23:19	INJ	DND	0-0 1/-2 17:31	0-0 0/-1 17:47
Mar. 18	@ EDM	MIN	0-0 1/0 14:51	0-0 2/-1 23:37	INJ	DND	0-0 4/0 16:38	0-0 1/0 21:20
Mar. 20	@ DAL	MIN	0-1 0/-1 11:35	1-0 4/0 31:01	0-0 0/-1 7:45	DND	1-0 2/1 21:23	0-0 0/1 21:47
Mar. 22	COL	MIN	0-0 1/1 12:20	0-0 2/0 26:24	0-0 2/0 8:34	0-0 0/2 11:09	0-0 1/0 12:15	0-0 1/0 19:04
Mar. 24	@ SJS	MIN	1-1 1/2 18:24	0-0 0/-2 21:38	0-0 0/0 8:42	0-0 0/0 15:52	1-0 2/-2 20:29	0-0 1/-2 21:19
Mar. 25	STL	MIN	0-0 0/0 13:44	0-0 2/0 23:36	0-0 2/-2 10:51	DND	0-0 2/0 18:35	0-0 0/0 19:20
Mar. 29	SJS	MIN	0-0 0/0 14:50	0-1 3/1 21:22	0-0 0/0 10:55	DND	0-0 4/0 16:59	0-0 2/0 23:47
Mar. 31	ANA	MIN	0-0 1/0 14:02	1-0 (W) 2/1 23:33	0-0 1/0 8:19	DND	0-0 1/0 16:48	0-1 1/1 15:23
Apr. 3	CBJ	MIN	0-1 0/1 10:49	0-0 3/0 24:02	DND	DND	0-1 1/1 20:18	0-1 1/1 17:06
Apr. 6	@ STL	MIN	0-0 1/0 11:52	0-0 2/0 23:48	DND	0-0 1/2 16:36	0-0 2/0 15:32	0-0 1/0 17:08
Apr. 7	@ MIN	MIN	0-0 1/-1 11:39	0-0 1/3 22:54	DND	0-0 3/1 17:31	0-1 1/2 15:25	0-2 1/3 17:16



PLAYER GAME-BY-GAME STATS

Date	Opp.	AUCOIN #33	WATKINS #36	TORRES #37	POULIOT #43	BOLDUC #49	VERMETTE #50	MORRIS #53
Oct. 8	@ SJS	0-0 1/-3 20:41	MIN	0-0 0/-1 12:47	MIN	MIN		0-0 3/-1 20:04
Oct. 10	@ DAL	0-0 0/0 19:03	MIN	0-0 3/0 7:02	MIN	MIN		0-0 0/-1 20:52
Oct. 13	@ NSH	0-0 1/0 18:54	MIN	0-1 2/1 9:34	MIN	MIN		0-0 0/0 18:39
Oct. 15	WPG	0-0 0/3 19:12	MIN	0-0 1/1 11:52	MIN	MIN		0-0 0/0 17:47
Oct. 18	CHI	0-0 2/0 20:10	MIN	0-0 0/0 12:13	MIN	MIN		0-0 0/-2 18:49
Oct. 20	LAK	0-0 1/0 19:22	MIN	0-0 1/-1 10:55	MIN	MIN		0-0 0/0 17:27
Oct. 23	@ ANA	0-1 0/2 16:31	MIN	0-0 1/0 4:25	MIN	MIN		0-0 1/0 21:54
Oct. 25	DAL	0-0 1/0 17:52	MIN	1-0 1/1 9:03	MIN	MIN		0-0 3/-1 19:54
Oct. 27	NJD	0-0 3/2 17:39	MIN	1-0 2/1 14:27	MIN	MIN		0-0 2/-2 17:08
Oct. 29	LAK	0-0 0/0 22:14	MIN	0-0 1/0 13:42	MIN	MIN		0-1 0/-1 20:07
Nov. 2	@ COL	0-0 0/1 22:44	MIN	0-0 2/0 7:42	MIN	MIN		0-1 1/1 18:51
Nov. 3	NSH	0-0 3/-2 19:15	MIN	0-0 0/-1 9:40	MIN	MIN		0-0 3/-1 21:15
Nov. 5	EDM	1-0 2/-1 18:37	MIN	0-0 1/0 8:25	MIN	MIN		0-0 2/0 21:45
Nov. 10	MTL	0-0 3/0 19:14	MIN	1-0 1/1 10:50	MIN	MIN		0-0 2/1 18:46
Nov. 12	@ SJS	0-1 2/1 16:53	MIN	0-1 1/2 12:04	MIN	MIN		0-0 0/1 22:21
Nov. 15	@ TOR	0-0 3/0 22:56	MIN	0-1 1/0 9:35	MIN	MIN		0-0 2/1 19:29
Nov. 17	@ PHI	0-0 0/0 21:19	MIN	0-0 1/0 10:18	MIN	MIN		0-0 3/-1 23:45
Nov. 19	@ BUF	0-1 4/0 20:19	MIN	0-0 0/1 9:00	MIN	MIN		0-2 1/2 20:40
Nov. 21	@ WSH	0-0 4/-1 24:53	MIN	0-0 0/-1 8:33	MIN	MIN		0-0 1/-1 17:24
Nov. 23	ANA	0-0 3/1 21:53	MIN	0-0 1/0 11:14	MIN	MIN		0-0 0/1 14:23
Nov. 25	VAN	0-0 2/0 14:48	MIN	0-0 3/-3 11:59	MIN	MIN		0-0 1/-3 22:15
Nov. 26	DAL	0-0 1/2 26:16	MIN	0-0 1/0 11:58	MIN	MIN		0-0 1/1 15:15
Nov. 29	@ CHI	0-0 2/0 24:57	MIN	0-0 0/0 9:02	MIN	MIN		0-0 0/-1 15:59
Dec. 1	@ WPG	0-0 2/0 22:05	MIN	0-0 0/0 11:19	MIN	MIN		0-0 1/0 17:24
Dec. 3	PHI	0-0 3/0 20:23	MIN	0-1 3/1 13:50	MIN	MIN		0-1 1/0 13:46
Dec. 5	@ CHI	0-0 2/0 27:55	MIN	1-0 2/1 13:38	MIN	MIN		0-0 0/0 11:24
Dec. 6	@ NSH	0-0 1/1 21:42	MIN	0-0 4/0 16:59	MIN	MIN		0-0 2/0 14:26
Dec. 8	@ DET	0-0 1/-2 21:48	MIN	0-0 1/-1 11:53	MIN	MIN		0-1 0/0 18:15
Dec. 10	MIN	0-0 3/0 19:54	MIN	0-0 0/0 9:31	MIN	MIN		0-0 2/-1 17:58
Dec. 14	@ ANA	0-0 2/-2 19:15	MIN	0-0 1/0 10:32	MIN	MIN		0-0 2/-1 22:04
Dec. 15	EDM	0-0 0/3 18:16	MIN	0-0 3/0 9:26	MIN	MIN		DND
Dec. 17	NYR	0-0 0/0 21:25	MIN	0-0 0/0 8:04	MIN	MIN		DND
Dec. 20	@ FLA	DND	MIN	0-0 1/0 9:04	MIN	MIN		0-0 0/-1 14:00
Dec. 21	@ CAR	INJ	MIN	0-0 0/0 8:45	MIN	MIN		0-1 3/0 19:38
Dec. 23	STL	INJ	MIN	0-1 0/0 9:45	MIN	MIN		0-0 1/0 15:26
Dec. 26	@ LAK	INJ	MIN	2-0 2/1 14:16	MIN	MIN		0-0 2/-1 17:14
Dec. 28	BOS	INJ	MIN	0-0 0/0 10:48	MIN	MIN		0-0 0/-1 14:12
Dec. 29	@ COL	0-0 1/-1 17:42	MIN	0-0 1/-1 14:49	MIN	MIN		DND
Dec. 31	@ MIN	0-0 2/0 17:48	MIN	0-0 0/-1 11:56	DND	MIN		DND
Jan. 3	@ STL	0-0 0/-2 17:13	MIN	SUS	0-0 3/-1 10:42	MIN		DND
Jan. 5	@ LAK	0-0 0/0 5:48	MIN	SUS	0-0 2/0 14:05	MIN		DND
Jan. 7	NYI	DND	MIN	0-0 1/0 9:13	0-1 1/1 12:09	MIN		0-0 1/2 18:27
Jan. 10	@ NYR	0-0 0/0 25:24	MIN	0-0 2/0 8:40	0-1 1/1 14:49	MIN		0-0 1/-1 20:57
Jan. 12	@ DET	0-0 2/0 26:10	MIN	0-0 1/1 10:20	0-0 1/0 14:43	MIN		0-0 0/-2 24:35
Jan. 13	@ CBJ	1-0 2/1 6:07	MIN	0-0 1/0 6:51	0-0 1/-2 9:26	MIN		0-0 3/2 20:09
Jan. 16	COL	DND	MIN	DND	0-0 2/1 13:53	MIN		0-1 0/-1 19:33
Jan. 18	@ ANA	DND	MIN	0-1 2/1 14:01	0-0 0/-1 13:10	MIN		0-0 2/-1 20:11
Jan. 19	DET	DND	MIN	1-0 3/1 11:03	DND	MIN		0-0 2/-1 24:29
Jan. 21	TBL	INJ	MIN	0-0 2/-1 13:14	0-0 2/-2 5:30	MIN		0-0 0/0 1:45
Jan. 24	OTT	0-0 5/1 25:26	MIN	0-0 2/-1 8:02	DND	MIN		DND
Jan. 31	ANA	0-0 0/1 23:19	MIN	0-0 1/-3 10:55	MIN	MIN		DND
Feb. 4	SJS	0-0 3/0 19:40	MIN	1-0 1/1 12:13	MIN	MIN		0-0 0/2 17:27
Feb. 6	DET	0-0 2/2 20:18	MIN	0-0 0/0 9:19	MIN	MIN		0-0 1/0 15:30
Feb. 7	@ DAL	0-0 2/1 23:05	MIN	1-0 2/0 9:19	MIN	MIN		1-0 1/2 20:47
Feb. 9	CGY	0-0 1/0 20:18	MIN	0-0 1/0 12:36	MIN	MIN		0-0 1/0 16:23
Feb. 11	CHI	0-1 0/3 17:57	MIN	0-1 4/1 9:49	MIN	MIN		0-0 0/0 19:47
Feb. 28	VAN	0-0 2/0 20:36	MIN	0-0 1/-1 8:20	MIN	MIN		DND
Feb. 16	@ LAK	0-0 2/0 24:54	MIN	0-0 1/0 12:24	MIN	MIN		DND
Feb. 18	DAL	0-0 1/1 22:35	DND	0-0 0/0 13:51	MIN	MIN		DND
Feb. 21	LAK	0-0 1/0 22:40	0-0 3/1 28:18	0-0 0/-1 15:22	MIN	DND		DND
Feb. 23	@ CGY	0-0 3/-2 24:07	MIN	0-0 2/-1 12:39	MIN	DND	0-0 0/-1 17:12	DND
Feb. 25	@ EDM	0-1 0/2 23:03	MIN	0-0 1/-1 9:43	MIN	MIN	0-0 1/2 16:29	DND
Feb. 13	@ VAN	0-1 1/1 22:12	MIN	0-0 2/0 11:45	MIN	MIN	0-0 5/0 17:01	DND
Mar. 1	CGY	0-0 1/0 20:25	MIN	1-0 2/-1 13:20	MIN	MIN	0-0 3/0 16:35	DND
Mar. 3	CBJ	0-0 1/0 17:50	MIN	0-0 0/-2 8:47	MIN	MIN	0-0 1/-3 15:24	DND
Mar. 5	@ PIT	0-0 1/-1 22:28	MIN	0-0 0/0 11:09	MIN	MIN	0-0 2/-1 15:54	DND
Mar. 6	@ CBJ	0-0 3/1 18:31	MIN	0-0 3/0 14:15	MIN	MIN	1-0 2/1 19:45	DND
Mar. 8	MIN	0-1 0/0 21:58	MIN	1-0 4/1 13:49	MIN	MIN	0-1 0/0 22:45	DND
Mar. 10	SJS	0-0 0/1 19:15	MIN	1-0 2/1 11:52	0-2 2/2 9:12	MIN	0-0 2/0 15:47	DND
Mar. 12	NSH	0-0 1/-1 19:19	MIN	1-1 1/2 16:57	0-0 0/-1 8:47	MIN	0-1 1/2 18:41	DND
Mar. 14	@ VAN	0-0 0/-1 11:12	MIN	0-0 3/-1 14:46	0-0 1/0 6:42	MIN	1-2 (W) 5/2 14:59	DND
Mar. 15	@ CGY	DND	MIN	0-0 2/0 16:07	0-0 3/0 12:19	MIN	0-0 1/-1 18:23	0-0 2/-2 18:52
Mar. 18	@ EDM	DND	MIN	1-0 2/1 15:54	DND	MIN	0-0 2/0 17:57	0-0 4/1 22:37
Mar. 20	@ DAL	DND	MIN	0-0 1/-1 9:23	DND	MIN	0-1 3/1 19:40	0-0 2/-1 19:10
Mar. 22	COL	DND	MIN	1-1 (W) 2/2 13:39	DND	MIN	0-0 0/0 17:32	0-0 0/-1 23:23
Mar. 24	@ SJS	DND	MIN	0-1 1/2 15:24	DND	0-0 1/0 6:44	0-0 3/2 17:23	1-0 3/2 27:25
Mar. 25	STL	DND	MIN	0-0 0/0 15:39	DND	0-0 0/-1 7:35	0-0 3/0 18:13	0-0 2/-2 22:00
Mar. 29	SJS	0-0 1/1 17:56	MIN	0-0 0/0 12:39	DND		0-0 2/0 14:19	0-0 1/0 18:17
Mar. 31	ANA	0-0 1/1 20:28	MIN	0-0 2/0 12:27	MIN	DND	1-0 2/1 13:52	0-1 1/0 22:42
Apr. 3	CBJ	0-0 1/0 21:43	MIN	0-0 0/1 9:58	MIN	DND	0-0 1/0 15:15	0-0 1/1 21:33
Apr. 6	@ STL	DND	MIN	0-1 2/1 10:22	MIN	MIN	0-0 1/2 16:57	0-2 3/1 22:12
Apr. 7	@ MIN	DND	MIN	0-0 0/-1 11:05	MIN	MIN	0-0 3/1 16:29	0-0 1/-1 21:34



PLAYER GAME-BY-GAME STATS

Date	Opp.	BOEDKER #89	LABARBERA #1	MCELHINNEY #31	SMITH #41
Oct. 8	@ SJS	0-1 1/-1 11:30	DNP	MIN	6/52L 58
Oct. 10	@ DAL	0-0 0/0 8:36	DNP	MIN	1/250 65
Oct. 13	@ NSH	1-0 2/1 15:45	2/25W 60	MIN	DNP
Oct. 15	WPG	0-0 0/-1 16:12	DNP	MIN	1/19W 60
Oct. 18	CHI	0-0 0/0 13:41	5/35L 60	MIN	DNP
Oct. 20	LAK	0-0 0/0 13:22	DNP	MIN	2/22L 58
Oct. 23	@ ANA	0-1 1/2 14:49	DNP	MIN	4/33W 60
Oct. 25	DAL	0-0 0/0 11:08	DNP	MIN	2/360 65
Oct. 27	NJD	0-0 3/-1 16:48	DNP	MIN	3/34W 60
Oct. 29	LAK	0-0 1/-1 14:02	DNP	MIN	2/39W 64
Nov. 2	@ COL	0-0 0/1 16:36	DNP	MIN	1/40W 60
Nov. 3	NSH	0-0 2/0 11:32	2/30L 59	MIN	DNP
Nov. 5	EDM	0-0 1/-2 12:14	DNP	MIN	2/26W 60
Nov. 10	MTL	1-0 4/1 14:31	DNP	MIN	3/360 62
Nov. 12	@ SJS	0-0 2/0 11:58	DNP	MIN	0/31W 60
Nov. 15	@ TOR	0-1 2/1 14:25	DNP	MIN	2/37W 65
Nov. 17	@ PHI	1-0 1/-1 18:05	DNP	MIN	2/42L 60
Nov. 19	@ BUF	0-0 2/-1 15:05	DNP	MIN	2/45W 60
Nov. 21	@ WSH	0-0 0/-1 13:28	4/31L 59	MIN	DNP
Nov. 23	ANA	0-0 0/0 12:51	DNP	MIN	2/21W 60
Nov. 25	VAN	0-0 1/-1 14:03	DNP	MIN	5/37L 60
Nov. 26	DAL	1-0 (W) 2/1 14:54	DNP	MIN	0/26W 60
Nov. 29	@ CHI	0-1 2/1 14:49	DNP	MIN	1/25W 60
Dec. 1	@ WPG	0-0 2/-1 14:57	DNP	MIN	1/31L 59
Dec. 3	PHI	1-0 1/0 16:50	0/13 40	MIN	4/17L 20
Dec. 5	@ CHI	0-1 0/1 11:55	DNP	MIN	3/35W 65
Dec. 6	@ NSH	0-0 0/0 9:34	2/32W 60	MIN	DNP
Dec. 8	@ DET	0-0 1/0 13:15	1/21 44	MIN	4/11L 15
Dec. 10	MIN	0-0 0/0 13:42	DNP	MIN	4/20L 60
Dec. 14	@ ANA	0-0 0/0 18:18	DNP	MIN	4/28L 60
Dec. 15	EDM	0-1 1/1 18:03	DNP	MIN	2/20W 60
Dec. 17	NYR	0-0 1/-1 14:11	DND	MIN	3/30L 60
Dec. 20	@ FLA	0-0 1/0 11:53	0/8 17	MIN	1/20W 43
Dec. 21	@ CAR	0-0 0/-1 14:52	3/37W 60	MIN	DND
Dec. 23	STL	0-0 1/0 16:43	3/18L 59	MIN	DND
Dec. 26	@ LAK	0-1 2/-1 16:28	4/29L 47	0/6 ND 6	INJ
Dec. 28	BOS	0-0 2/0 15:20	2/290 61	DNP	INJ
Dec. 29	@ COL	2-0 2/2 10:41	3/35L 59	DNP	INJ
Dec. 31	@ MIN	0-0 1/1 17:15	DNP	2/30 W 32	INJ
Jan. 3	@ STL	0-0 0/0 14:54	DNP	MIN	3/30L 58
Jan. 5	@ LAK	0-0 1/0 18:01	DNP	MIN	1/280 61
Jan. 7	NYI	0-1 0/2 16:52	DNP	MIN	1/32W 60
Jan. 10	@ NYR	0-0 1/0 17:20	DNP	MIN	1/320 65
Jan. 12	@ DET	0-0 3/0 16:57	DNP	MIN	2/420 65
Jan. 13	@ CBJ	0-0 1/-1 14:39	4/32L 59	MIN	DNP
Jan. 16	COL	0-0 2/0 15:04	DNP	MIN	1/39W 60
Jan. 18	@ ANA	0-0 1/-1 15:39	DNP	MIN	6/21L 60
Jan. 19	DET	0-0 1/0 4:32	DNP	MIN	2/350 65
Jan. 21	TBL	0-0 0/-2 6:37	DNP	MIN	4/21L 59
Jan. 24	OTT	0-1 0/0 11:45	DNP	MIN	2/34W 60
Jan. 31	ANA	0-0 1/0 13:21	0/11 25	MIN	3/18L 34
Feb. 4	SJS	0-0 0/1 12:51	DNP	MIN	3/35W 60
Feb. 6	DET	0-0 1/0 11:00	DNP	MIN	1/31W 60
Feb. 7	@ DAL	0-0 0/0 10:08	DNP	MIN	1/29W 60
Feb. 9	CGY	0-0 0/0 11:46	DNP	MIN	1/24W 63
Feb. 11	CHI	0-0 2/0 15:44	DNP	MIN	0/38W 60
Feb. 28	VAN	0-0 1/1 13:23	1/220 65	MIN	DNP
Feb. 16	@ LAK	0-0 0/0 13:41	DNP	MIN	0/28W 60
Feb. 18	DAL	1-0 3/1 11:37	DNP	MIN	1/31W 61
Feb. 21	LAK	0-0 2/-1 11:03	DNP	MIN	4/29W 65
Feb. 23	@ CGY	0-1 0/0 13:25	DNP	TRADED TO CBJ	3/24W 65
Feb. 25	@ EDM	0-0 2/-1 15:36	DNP		1/22W 60
Feb. 13	@ VAN	0-0 0/0 12:42	DNP		1/40W 65
Mar. 1	CGY	0-0 0/0 14:48	DNP		3/30L 60
Mar. 3	CBJ	0-0 0/0 10:44	DNP		4/25L 59
Mar. 5	@ PIT	0-0 1/0 12:12	DNP		2/28L 59
Mar. 6	@ CBJ	0-1 0/0 7:51	1/25L 55		2/7 4
Mar. 8	MIN	0-0 0/-1 6:43	2/240 65		DNP
Mar. 10	SJS	1-0 (W) 2/2 9:54	DNP		0/42W 60
Mar. 12	NSH	0-0 3/-2 8:03	DNP		4/350 65
Mar. 14	@ VAN	0-0 0/0 10:26	DNP		4/43W 60
Mar. 15	@ CGY	0-0 1/0 13:15	DNP		4/19L 60
Mar. 18	@ EDM	0-0 2/0 15:00	DNP		2/38W 65
Mar. 20	@ DAL	0-0 2/0 19:03	DNP		3/330 65
Mar. 22	COL	0-0 2/-1 21:52	DNP		2/41W 60
Mar. 24	@ SJS	0-0 2/-1 16:38	DNP		3/320 65
Mar. 25	STL	0-0 1/-1 14:49	4/29L 60		DNP
Mar. 29	SJS	0-0 2/0 14:07	DNP		0/38W 60
Mar. 31	ANA	0-1 0/1 12:30	DNP		0/44W 60
Apr. 3	CBJ	0-0 1/0 11:30	DNP		0/54W 60
Apr. 6	@ STL	1-1 1/2 11:26	DNP		1/32W 60
Apr. 7	@ MIN	1-0 2/1 14:25	DNP		1/24W 60



RECORD WHEN...

	2001-02	2002-03	2003-04	2005-06	2006-07	2007-08	2008-09	2009-10	2010-11	2011-12
Scoring first:	30-6-5-4	21-4-5-3	16-8-9-3	23-9-5	18-8-3	27-4-4	21-14-1	36-3-3	31-5-6	33-4-6
Opponent scoring first:	10-21-4-2	10-31-6-2	6-28-9-3	15-30-0	13-38-2	11-33-3	15-25-6	14-22-4	12-21-7	9-23-7
Leading after 1 period:	21-4-3-2	16-2-2-1	9-4-5-2	17-5-2	15-4-2	14-5-1	16-5-0	23-1-0	18-2-5	22-2-2
Trailing after 1 period:	4-15-2-2	6-24-3-1	2-25-6-3	6-24-1	7-32-2	7-23-2	4-17-2	6-16-4	9-13-2	3-18-2
Tied after 1 period:	15-8-4-2	9-9-6-3	11-7-7-1	15-10-2	9-10-1	17-9-4	16-17-5	21-8-3	16-11-6	17-7-9
Leading after 2 periods:	28-2-2-2	19-1-3-0	14-1-3-1	24-3-3	19-1-4	27-4-2	27-1-1	33-1-2	32-2-2	33-1-0
Trailing after 2 periods:	4-24-1-1	2-28-5-2	4-30-7-0	7-31-2	5-38-1	2-29-3	3-33-4	7-20-2	7-20-4	4-22-5
Tied after 2 periods:	8-1-6-3	10-6-3-3	4-5-8-5	7-5-0	7-7-0	9-4-2	6-5-2	10-4-1	4-4-7	5-4-8
1-goal games:	13-5-0-6	14-11-0-5	13-12-0-6	19-11-5	16-13-5	18-11-7	17-18	29-6-7	21-8-13	17-11-3
2-goal games:	12-7	8-9	4-7	4-10	6-7	8-12	9-8	8-8	10-6	11-3
3-goal games:	15-15	9-15	5-17	9-10	6-13	7-9	9-10	8-7	12-12	14-13
4-goal games:	3-3	3-6	1-3	6-4	2-9	4-2	1-6	4-3	3-3	3-2
5-or more goal games:	4-1	1-2	1-5	0-4	1-4	1-3	0-4	1-1	1-3	1-1
Scoring 4 or more goals:	25-1-0-1	17-0-1-1	6-3-2-2	23-6-2^	14-2-2^	23-1-1^	19-2-2^	19-0-1^	22-0-1^	22-0-1^
Scoring 3 or less goals:	15-26-9-5	14-35-10-4	16-33-16-4	15-33-3^	17-44-3^	15-36-6^	17-37-5^	31-25-6^	21-24-12^	21-28-11
Allowing 4 or more goals:	2-19-0-1	1-23-1-3	2-26-2-3	4-26-2^	6-36-3^	2-20-1^	3-25-3^	4-16-2^	2-14-7^	3-18-1^
Allowing 3 or less goals:	38-8-9-5	30-12-10-2	20-10-16-3	34-13-3^	25-10-2^	36-17-6^	33-14-4^	46-9-5^	41-11-6^	38-11-11
Outshooting opponent:	17-13-2-2	14-14-3-4	6-9-6-2	18-17-3	16-15-1	21-16-2	13-8-1	22-14-4	12-8-5	14-14-3
Outshot by opponent:	20-14-7-3	16-20-8-1	16-25-12-2	19-20-2	14-30-4	16-21-3	20-28-6	26-7-3	30-15-7	25-11-9
Even shots:	3-0-0-1	1-1-0-0	0-2-0-2	1-2-0	1-1-0	1-0-2	3-3-0	2-4-0	1-3-1	3-2-1
vs Northeast Division:	2-4-2-0	2-4-0-0	1-3-1-0	3-2-0	0-0-0	2-3-0	2-4-0	3-3-0	2-2-2	3-0-2
vs Atlantic Division:	6-1-0-0	4-2-0-1	1-3-0-2	0-0-0	3-2-0	3-2-0	2-3-1	4-1-1	2-2-2	2-4-1
vs Southeast Division:	4-1-1-1	4-4-1-0	3-2-1-1	3-2-0	3-2-0	0-0-0	4-2-0	4-2-0	2-2-2	3-3-0
vs EASTERN CONF:	12-6-3-1	10-10-1-1	5-8-2-3	6-4-0	6-4-0	5-5-0	8-9-1	11-6-1	6-6-6	8-7-3
vs Central Division:	11-7-2-0	8-8-3-1	6-5-9-0	10-8-2	10-10-0	8-10-2	6-11-3	13-5-2	12-5-3	8-9-3
vs Pacific Division:	7-8-3-2	6-7-4-3	8-10-4-2	15-15-2	9-18-5	19-11-2	13-9-2	13-7-4	11-12-1	13-6-5
vs Northwest Division:	10-6-1-3	7-10-3-0	3-13-3-1	7-12-1	6-14-0	6-11-3	9-10-1	13-7-0	14-3-3	13-5-2
vs WESTERN CONF:	28-21-6-5	21-25-10-4	17-28-16-3	32-35-5	25-42-5	33-32-7	28-30-6	39-19-6	37-20-7	34-20-10

^ Does not include goals credited for shootout wins since 2005-06



2011-12 INDIVIDUAL RECORD WHEN...

A Coyotes player scores a goal, tallies an assist, a point or records a multi-point game

Player	Goal	Assist	Point	Multi-Point	Player	Goal	Assist	Point	Multi-Point
Aucoin	1-1-0	5-0-1	6-1-1	0-0-0	Pouliot	0-0-0	2-0-1	2-0-1	1-0-0
Bissonnette	1-0-0	0-0-0	1-0-0	0-0-0	Pyatt	6-1-1	6-2-0	12-3-1	2-1-0
Boedker	6-3-1	10-3-0	15-6-1	1-1-0	Rozsival	0-1-0	7-2-2	7-3-2	1-0-0
Brule	4-0-1	6-0-1	9-0-2	3-0-0	Rundblad	0-0-0	1-1-1	1-1-1	0-0-0
Chipchura	2-1-0	8-1-2	10-2-2	0-1-1	Schlemko	1-0-0	6-2-1	7-2-1	1-0-0
Doan	14-2-1	13-7-3	24-9-4	9-2-1	Smith	0-0-0	2-0-0	2-0-0	0-0-0
Ekman-Larsson	8-2-2	10-5-3	14-7-4	5-1-1	Stone	1-0-0	1-0-1	1-0-1	1-0-0
Gordon	7-0-0	8-5-1	14-5-1	3-0-0	Summers	0-0-0	1-0-1	1-0-1	1-0-0
Hanzal	4-2-0	17-3-1	19-5-1	8-0-0	Torres	7-2-5	6-4-2	12-5-6	1-1-1
Klesla	3-0-0	8-2-0	11-2-0	0-0-0	Vermette	2-1-0	2-0-3	3-1-3	2-0-0
Korpikoski	6-6-3	14-4-1	18-7-4	3-3-0	Vrbata	21-4-3	17-7-1	31-10-4	14-1-0
Langkow	7-2-2	10-3-5	16-5-5	2-0-2	Whitney	15-6-2	31-8-4	37-13-5	16-1-1
Morris	1-0-1	6-2-0	7-2-1	1-0-0	Yandle	6-3-2	20-6-1	24-9-3	6-1-0

The Coyotes score 0, 1, 2, 3, 4 or 5 power-play goals

0 PPG	1 PPG	2 PPG	3 PPG	4 PPG	5 PPG
27-19-10	11-7-3	2-0-0	2-1-0	0-0-0	0-0-0

The Coyotes allow 0, 1, 2, 3, 4 or 5 power-play goals

0 PPG	1 PPG	2 PPG	3 PPG	4 PPG	5 PPG
30-13-11	10-10-2	2-2-0	0-2-0	0-0-0	0-0-0

The Coyotes play on this day of the week

Sun	Mon	Tue	Wed	Thu	Fri	Sat
2-1-0	3-3-3	9-4-3	4-2-1	8-8-5	1-3-0	15-6-1

The Coyotes play in this month

Oct	Nov	Dec	Jan	Feb	Mar	Apr
5-3-2	8-4-1	6-9-1	3-5-4	11-0-1	6-6-4	3-0-0

2011-2012 MISCELLANEOUS STATS

Power-play Scoring

	G	A	Pts
Ray Whitney	8	12	20
Radim Vrbata	9	8	17
Shane Doan	5	9	14
Martin Hanzal	3	8	11
Keith Yandle	0	11	11
Oliver Ekman-Larsson	2	6	8
Daymond Langkow	1	2	3
Antoine Vermette	2	0	2
Lauri Korpikoski	0	2	2
Gilbert Brule	1	0	1
Adrian Aucoin	1	0	1
Raffi Torres	1	0	1
Mikkel Boedker	0	1	1
Taylor Pyatt	0	1	1
Derek Morris	0	1	1

Shorthanded Scoring

	G	A	Pts
Lauri Korpikoski	3	0	3
Boyd Gordon	1	2	3
Radim Vrbata	1	0	1
Oliver Ekman-Larsson	1	0	1
Daymond Langkow	0	1	1
Shane Doan	0	1	1

Goals by Period

	1	2	3	OT	T	Avg
Phoenix Coyotes:	61	78	68	3	210	2.6
Opponents:	64	73	54	3	194	2.4

Shots by Period

	1	2	3	OT	T	Avg
Phoenix Coyotes:	784	841	758	46	2429	29.6
Opponents:	885	842	828	38	2593	31.6

Power-play

	G	Att	Pct
Overall:	34	251	13.5 (T-29th NHL)
Home:	19	133	14.3 (28th NHL)
Road:	15	118	12.7 (T-28th NHL)

6 SHORTHANDED GOALS ALLOWED (T-15th NHL)

Penalty Killing

	PPGA	Att	Pct
Overall:	36	249	85.5 (8th NHL)
Home:	21	122	82.8 (T-17th NHL)
Road:	15	127	88.2 (3rd NHL)

6 SHORTHANDED GOALS SCORED (T-13th NHL)

Penalties

	GP	Min	Avg.
	82	757	9.2 (3rd NHL)

Situational Goals

	For	Against
5 on 5:	159	143
5 on 4:	30	6
5 on 3:	3	0
4 on 4:	4	5
4 on 3:	1	0
3 on 3:	0	0
3 on 4:	0	0
3 on 5:	0	3
4 on 5:	5	31
Empty Net:	7	5
Penalty Shots:	1	1
Total:	210	194



2011-12 TEAM HIGHS AND LOWS

TEAM RECORD	2011-12 SEASON RECORD		ALL TIME FRANCHISE RECORD	
Winning streak	6	Feb. 16-28, 2012	9	Mar. 8-27, 1985
			9	Mar. 5-21, 2010
Winning streak, home	7	Feb. 4-28, 2012	10	Nov. 21-Dec. 29, 2009
Winning streak, road	5	Oct. 13-Nov. 15, 2011	8	Feb. 25-Apr. 6, 1985
Undefeated streak	6	Feb. 16-28, 2012	14	Oct. 25-Nov. 28, 1998 (12-0-2)
Undefeated streak, home	7	Feb. 4-28, 2012	11	Oct. 15-Dec. 20, 1998 (10-0-1)
				Dec. 23, 1983-Feb. 5, 1984 (6-0-5)
Undefeated streak, road	5	Oct. 13-Nov. 15, 2011	9	Feb. 25-Apr. 7, 1985 (8-0-1)
Losing streak	4	Mar. 1-6, 2012	10	Feb. 6-25, 1994
				Nov. 30-Dec. 20, 1980
Losing streak, home	2	4 times (Last: Mar. 1-3, 2012)	6	Oct. 6-Nov. 3, 2007
				Jan. 27-Feb. 16, 2009
Losing streak, road	2	5 times (Last: Mar. 5-6, 2012)	13	Jan. 26-Apr. 14, 1994
Winless streak	5	Mar. 1-8, 2012	30	Oct. 19-Dec. 20, 1980 (0-23-7)
Winless streak, home	3	Dec. 17-28, 2011	14	Oct. 19-Dec. 14, 1980 (0-9-5)
Winless streak, road	6	Jan. 3-18, 2012	18	Oct. 10-Dec. 20, 1980 (0-16-2)
Largest margin of victory	5	vs. COL, Jan. 16, 2012 (6-1)	9	vs CGY, Mar. 25, 1987 (10-1)
				vs CGY, Feb. 3, 1988 (9-0)
				at TOR, Mar. 5, 1988 (10-1)
Largest margin of defeat	5	vs. VAN, Nov. 25, 2011 (5-0)	13	at MIN, Nov. 11, 1981 (15-2)
Most goals, game	6	vs. COL, Jan. 16, 2012	12	at NYR, Feb. 25, 1985
Most goals, home, game	6	vs. COL, Jan. 16, 2012	10	vs CGY, Mar. 25, 1987
				vs LA, Mar. 30, 1983
Most goals, road, game	5	3 times (Last: at VAN, Mar. 14, 2012)	12	at NYR, Feb. 25, 1985
Most goals against, game	6	2 times (Last: at ANA, Jan. 18, 2012)	15	at MIN, Nov. 11, 1981
Most goals against, home, game	5	3 times (Last: vs. CBJ, Mar. 3, 2012)	12	vs MTL, Oct. 19, 1983
Most goals against, road, game	6	2 times (Last: at ANA, Jan. 18, 2012)	15	at MIN, Nov. 11, 1981
Most goals, both teams, game	9	3 times (Last: at VAN, Mar. 14, 2012; 5-4)	18	at DET, Nov. 25, 1987 (10-8 L)
Most goals, period	3	7 times (Last: vs. ANA, Mar. 31; 2nd period)	6	vs VAN, Nov. 9, 1984 (2nd period)
				vs L.A., Oct. 30, 1988 (3rd period)
				at EDM, Mar. 30, 1999 (1st period)
Most goals against, period	5	at DET, Dec. 8, 2011; 1st period	8	at MIN, Nov. 11, 1981 (2nd period)
Most power-play goals, game	3	3 times (Last: vs. ANA, Mar. 31, 2012)	5	vs CGY, Mar. 9, 1988
				vs. CAR, Dec. 3, 2005
				vs. FLA, Jan. 19, 2006
Most power-play goals against, game	3	2 times (Last: vs. MIN, Dec. 10, 2011)	5	at MIN, Nov. 11, 1981
				vs CGY, Nov. 1, 1991
Most shorthanded goals, game	2	at WSH, Nov. 21, 2011	4	vs VAN, Apr. 7, 1995
Most shorthanded goals against, game	1	5 times (Last: at CGY, Mar. 15, 2012)	3	at EDM, Dec. 21, 1983
				at CHI, Oct. 12, 1988
				vs STL, Jan. 14, 2003
Most penalty minutes, game	39	at DAL, Mar. 20, 2012	140	at VAN, Dec. 31, 1987
Fewest penalty minutes, game	2	7 times (Last: vs. SJS, Mar. 29, 2012)	0	vs HFD, Dec. 30, 1981
				at ANA, Apr. 6, 2008
				at STL, Feb. 24, 2009
Most shots, game	42	3 times (Last: at EDM, Mar. 18, 2012)	54	vs L.A., Mar. 30, 1983
				vs VAN, Feb. 10, 1985
Fewest shots, game	16	vs. CHI, Oct. 18, 2011	11	vs DAL, Apr. 16, 1998
				at PIT, Dec. 11, 1999
Most shots against, game	54	vs. CBJ, Apr. 3, 2012	57	vs VAN, Nov. 18, 1980
Fewest shots against, game	18	vs. STL, Dec. 23, 2011	12	vs N.J., Oct. 22, 1982
Most shots, period	19	vs. NJD, Oct. 27, 2011; 1st period	25	vs CGY, Feb. 5, 1982 (2nd period)
Fewest shots, period	3	2 times (Last: vs. CBJ, Apr. 3, 2012; 3rd period)	0	vs NYR, Jan. 15, 1982 (2nd period)
				at CGY, Mar. 24, 2003 (1st period)
Most shots against, period	22	vs. CBJ, Apr. 3, 2012	27	at MIN, Nov. 11, 1981 (2nd period)
Fewest shots against, period	2	at VAN, Feb. 13; 3rd period	0	vs TB, Dec. 2, 1999 (2nd period)



2011-12 INDIVIDUAL HIGHS AND LOWS

INDIVIDUAL RECORD		2011-12 SEASON RECORD		ALL TIME FRANCHISE RECORD
Longest goal streak	3	4 times (Last: Torres, Mar. 8-12, 2012)	9	T. Selanne, Mar. 15-Apr. 1, 1993
Longest assist streak	5	2 times (Last: Whitney, Feb. 4-11, 2012)	14	P. Housley, Dec. 26, 1992-Jan. 19, 1993
Longest point streak	8	Whitney: Jan. 21-Feb. 11, 2012; 2-10-12	18	D. Hawerchuk, Feb. 23-Apr. 7, 1985
Most goals, game	3	Doan: vs. NYI, Jan. 7, 2012	5	W. Lindstrom, at PHI, Mar. 2, 1982 A. Zhamnov, at L.A., Apr. 1, 1995
Most goals, period	2	2 times (Last: Doan, vs. LAK, Feb. 21, 2012; 2nd period)	3	D. Christian vs. HFD, Mar. 26, 1980 (3rd period) S. Barnes vs. LAK, Nov. 11, 1991 (3rd period) A. Zhamnov at LAK, Apr. 1, 1995 (3rd period) K. Tkachuk at DAL, Mar. 26, 1996 (3rd period) S. Upshall vs. NSH, Jan. 21, 2010 (3rd period)
Most assists, game	3	2 times (Last: Whitney, at VAN, Mar. 14, 2012)	5	D. Hawerchuk (3 times) P. Housley, vs HFD, Jan. 18, 1993 K. Tkachuk, at BUF, Feb. 23, 2001
Most assists, period	3	Hanzal: vs. LAK, Feb. 21, 2012	5	D. Hawerchuk, vs. LAK, Mar. 6, 1984 (2nd period)
Most points, game	3	9 times (Last: Vermette, at VAN, Mar. 14, 2012)	6	D. Hawerchuk (3 times) W. Lindstrom, at PHI, Mar. 2, 1982 T. Steen, vs HFD, Oct. 24, 1984 E. Olczyk, vs CGY, Dec. 21, 1991
Most penalty minutes, game	14	Torres: at DAL, Mar. 14, 2012	49	T. Domi, at VAN, Feb. 9, 1995
Most shots, game	10	Doan: at CBJ, Mar. 6, 2012	12	B. Mullen, vs L.A., Mar. 30, 1982 N. Emerson, vs FLA, Feb. 24, 1994 J. Roenick, at TOR, Mar. 22, 1997
Best plus-minus, game	4	Klesla: at NSH, Oct. 13, 2011	7	D. Babych, at TOR, Mar. 13, 1982
Most shots faced by goalie, game	54	Smith: vs. CBJ, Apr. 3, 2012	55	N. Khabibulin, at PHI, Jan. 28, 1997
*Most ice time, game	31:04	Yandle: at SJS, Oct. 8, 2011	32:39	*T. Numminen, at COL, Oct. 11, 1997
Most ice time, OT game	31:01	Ekman-Larsson: at DAL, Mar. 20, 2012	31:19	Z. Michalek, at EDM, Jan. 21, 2006
Most shorthanded goals, game	1	6 times (Last: Ekman-Larsson, at DAL, Mar. 20, 2012)	2	K. Tkachuk, vs. VAN, Apr. 7, 1995
Most power-play goals, game	2	2 times (Last: Vrbata, vs. LAK, Feb. 21, 2012)	3	P. MacLean, vs. LAK, Nov. 13, 1986 R. Neufeld vs. VAN, Nov. 1, 1987 P. MacLean, vs. CGY, Mar. 9, 1988 L. Nagy, vs. CAR, Dec. 3, 2005

* All-time franchise record for ice time beginning the 1997-98 season when the real-time stats program was introduced.



THE LAST TIME THE COYOTES...

HAT TRICKS

- Recorded a hat trick at home...** January 7, 2012 vs. NY Islanders – Shane Doan
- Recorded a hat trick on the road...** February 21, 2009 at Los Angeles – Olli Jokinen
- Recorded two hat tricks in one game...** November 20, 1988 vs. Edmonton – Iain Duncan and Andrew McBain (Winnipeg Jets)
- Recorded hat tricks in back-to-back games...** November 12, 2010 vs. Calgary – Vernon Fiddler, November 13, 2010 vs. St. Louis – Ray Whitney
- Had a player score four or more goals in one game...** April 1, 1995 vs. Los Angeles – Alexei Zhamnov, 5 goals (Winnipeg Jets)
- Allowed an opposing player to score a hat trick...** February 25, 2011 at Columbus – Matt Calvert

OVERTIME

- Won a home game in overtime...** February 18 2012 vs. Dallas – Radim Vrbata
- Lost a home game in overtime...** December 28, 2011 vs. Boston – Dennis Seidenberg
- Won a road game in overtime...** February 22, 2011 at Philadelphia – Shane Doan
- Lost a road game in overtime...** January 5, 2012 at Los Angeles – Drew Doughty

SHOOTOUT

- Won a home game in a shootout...** February 28, 2012 vs. Vancouver – Ray Whitney
- Lost a home game in a shootout...** March 12, 2012 vs. Nashville – Andrei Kostitsyn
- Won a road game in a shootout...** March 18, 2012 at Edmonton – Ray Whitney
- Lost a road game in a shootout...** March 24, 2012 at San Jose – Michal Handzus

SHUTOUT

- Shutout an opponent at home...** April 3, 2012 vs. Columbus – Mike Smith (54 saves – NHL record)
- Shutout an opponent on the road...** February 16, 2012 at Los Angeles – Mike Smith
- Were shutout by opponent at home...** March 24, 2012 vs. St. Louis – Brian Elliott
- Were shutout by opponent on the road...** January 5, 2012 at Los Angeles – Jonathan Quick
- Had back-to-back shutouts (team)...** March 31, 2012 vs. Anaheim (4-0) & April 3, 2012 vs. Columbus (2-0) – Mike Smith (both)
- Had back-to-back shutouts (player)...** March 31, 2012 vs. Anaheim (4-0) & April 3 vs. Columbus (2-0) – Mike Smith
- Were shutout by opponent in back-to-back games...** October 10, 2009 vs. Columbus and October 12, 2009 at San Jose
- Had three or more consecutive shutouts...** March 29, 2012 vs. San Jose (2-0), March 31, 2012 vs. Anaheim (4-0), April 3, 2012 (2-0) – Mike Smith (155 consecutive saves – NHL record)
- Longest shutout sequence...** 332:01 – Brian Boucher (Dec. 22, 2003 – Jan. 11, 2004 (NHL record))

1-0 GAMES

- Won a 1-0 game at home...** February 5, 2011 vs. Minnesota
- Lost a 1-0 game at home...** December 7, 2007 vs. San Jose
- Won a 1-0 game on the road...** February 16, 2012 at Los Angeles
- Lost a 1-0 game on the road...** January 5, 2012 at Los Angeles

5+, 10+ GOALS

- Won by five or more goals...** February 8, 2010 vs. Edmonton; 6-1
- Lost by five or more goals...** November 25, 2011 vs. Vancouver; 5-0
- Scored 10 or more goals at home...** March 25, 1987 vs. Calgary; 10-1 win (Winnipeg Jets)
- Allowed 10 or more goals at home...** November 29, 1981 vs. Edmonton; 10-2 loss (Winnipeg Jets)
- Scored 10 or more goals on the road...** November 24, 1990 at Quebec; 11-4 win (Winnipeg Jets)
- Allowed 10 or more goals on the road...** October 12, 1988 at Chicago; 10-1 loss (Winnipeg Jets)

20+/50+ SHOTS

- Recorded 20 or more shots in a period...** February 14, 2009 vs. Calgary; 1st period
- Allowed 20 or more shots in a period...** April 3, 2012 vs. Columbus; 2nd period (22)
- Recorded 50 or more shots...** March 6, 1998 vs. Carolina; 50 shots
- Allowed 50 or more shots...** April 3, 2012 vs. Columbus; 54 shots

SHORTHANDED GOALS

- Scored a shorthanded goal at home...** February 6, 2012 vs. Detroit – Boyd Gordon
- Scored a shorthanded goal on the road...** March 20, 2012 at Dallas – Oliver Ekman-Larsson
- Allowed a shorthanded goal at home...** March 3, 2012 vs. Columbus – Rick Nash
- Allowed a shorthanded goal on the road...** March 15, 2012 at Calgary – Alex Tanguay

EMPTY NET GOALS

- Scored an empty net goal at home...** February 6, 2012 vs. Detroit – Martin Hanzal
- Scored an empty net goal on the road...** December 31, 2011 at Minnesota – Ray Whitney
- Allowed an empty net goal at home...** March 3, 2012 vs. Columbus – Colton Gillies
- Allowed an empty net goal on the road...** January 3, 2012 at St. Louis – Patrick Berglund

PENALTY SHOTS

- Scored on a penalty shot...** November 21, 2011 vs. Washington – Lauri Korpikoski scored on Tomas Vokoun (SH)
- Were unsuccessful on a penalty shot...** March 18, 2012 at Edmonton – Keith Yandle stopped by Devan Dubnyk
- Allowed a goal on a penalty shot...** December 31, 2011 at Minnesota – Matt Cullen scored on Curtis McElhinney
- Stopped the shooter on a penalty shot...** January 10, 2012 at NY Rangers – Mike Smith stopped Marian Gaborik

TRAILED AND WON/LED AND LOST

- Trailed by two goals and won...** March 18, 2012 at Edmonton
- Trailed by three goals and won...** February 21, 2012 vs. Los Angeles
- Led by two goals and lost...** November 21, 2011 at Washington
- Led by three goals and lost...** February 1, 2011 at San Jose



2011-12 ROSTER MOVES

SEPTEMBER 2012

- 14 Shane Doan re-signed to a four-year contract

JULY 2012

- 1 David Moss signed to a two-year contract
 1 Chad Johnson signed to a one-year contract
 2 Alexandre Bolduc re-signed to a one-year contract
 2 Chris Conner signed to a one-year contract
 3 Rob Klinkhammer signed to a one-year contract
 4 Steve Sullivan signed to a one-year contract
 6 Kyle Chipchura re-signed to a one-year contract
 11 Joel Rechlicz signed to a one-year contract
 12 Nick Johnson signed to a one-year contract
 18 Chris Summers re-signed to a one-year contract

JUNE 2012

- 22 Acquired defenseman Zbynek Michalek from the Pittsburgh Penguins in exchange for defenseman Harrison Ruopp, goaltender Marc Cheverie and the 81st selection in the 2012 Entry Draft
 29 Re-signed forward Andy Miele to a one-year, two-way contract

MAY 2012

- 29 Signed forward Phil Lane to a three-year entry level contract

APRIL 2012

- 5 Assigned forward Alexandre Bolduc to Portland (AHL)
 16 Recalled forwards Alexandre Bolduc, Marc-Antoine Pouliot and goaltender Justin Pogge from Portland (AHL)
 18 Recalled forward Matt Watkins from Portland (AHL)
 19 Recalled forwards Brett Hextall, Brett MacLean, Andy Miele, Jordan Szwarz, Ethan Werek and defensemen Maxim Goncharov, Connor Murphy, David Rundblad from Portland (AHL)
 Recalled goaltender Louis Domingue from Quebec (QMJHL)
 30 Signed defenseman Mark Louis to a one-year contract

MARCH 2012

- 2 Signed forward Brendan Shinnimin to a three-year entry level contract
 2 Recalled defenseman David Rundblad from Portland (AHL)
 9 Recalled forward Marc-Antoine Pouliot from Portland (AHL)
 Activated defenseman Rostislav Klesla off Injured Reserve
 12 Activated defenseman David Schlemko off Injured Reserve
 13 Assigned defenseman David Rundblad to Portland (AHL)
 20 Activated forward Kyle Chipchura off Injured Reserve
 23 Signed NCAA free-agent forward Scott Arnold to a two-year entry level contract
 24 Recalled forward Alexandre Bolduc from Portland (AHL)
 29 Signed goaltender Mike Lee to a three-year entry level contract
 29 Signed forward Chris Brown to a three-year entry level contract
 31 Assigned forward Marc-Antoine Pouliot to Portland (AHL)

FEBRUARY 2012

- 1 Forward Cal O'Reilly claimed on re-entry waivers by the Pittsburgh Penguins
 17 Placed forward Taylor Pyatt on Injured Reserve
 18 Recalled defenseman Michael Stone & forward Matt Watkins from Portland (AHL)
 20 Placed defenseman Rostislav Klesla on Injured Reserve
 Recalled forward Alexandre Bolduc & defenseman David Rundblad from Portland (AHL)

- 22 Acquired center Antoine Vermette from the Columbus Blue Jackets in exchange for a second-round choice (previously acquire from OTT) in the 2012 Entry Draft, a fifth-round choice in the 2013 Entry Draft & goaltender Curtis McElhinney
 Placed forward Kyle Chipchura on Injured Reserve
 23 Activated forward Taylor Pyatt off Injured Reserve
 Assigned forward Matt Watkins to Portland (AHL)
 25 Assigned forward Alexandre Bolduc & defenseman David Rundblad to Portland (AHL)

JANUARY 2012

- 2 Forward Raffi Torres suspended two games
 3 Activated goaltender Mike Smith off Injured Reserve
 Assigned goaltender Curtis McElhinney to Portland (AHL)
 8 Assigned forward Patrick O'Sullivan to Portland (AHL)
 9 Placed defenseman David Schlemko on Injured Reserve
 10 Claimed forward Gilbert Brule off re-entry waivers from the Edmonton Oilers
 Activated forward Boyd Gordon off injured reserve
 12 Placed forward Cal O'Reilly on waivers
 13 Assigned defenseman David Rundblad to Portland (AHL)
 14 Recalled defenseman Chris Summers from Portland (AHL)
 17 Assigned forward Cal O'Reilly to Portland (AHL)
 19 Activated forward Martin Hanzal off Injured Reserve
 20 Recalled defenseman Maxim Goncharov from Portland (AHL)
 24 Activated defenseman Adrian Aucoin off Injured Reserve
 25 Assigned defensemen Chris Summers, Maxim Goncharov and center Marc-Antoine Pouliot to Portland (AHL)
 30 Recalled defenseman Chris Summers from Portland (AHL)

DECEMBER 2011

- 3 Placed defenseman Rostislav Klesla on Injured Reserve
 4 Recalled defenseman Chris Summers from Portland (AHL)
 5 Placed forward Patrick O'Sullivan on waivers
 6 Assigned forward Patrick O'Sullivan to Portland (AHL)
 8 Activated defenseman Michal Rozsival off Injured Reserve
 9 Assigned defenseman Chris Summers to Portland (AHL)
 15 Recalled defenseman Chris Summers from Portland (AHL)
 17 Acquired defenseman David Rundblad & a second round pick in the 2012 Entry Draft from Ottawa in exchange for center Kyle Turris
 Recalled goaltender Justin Pogge from Portland (AHL)
 19 Activated defenseman Rostislav Klesla off Injured Reserve
 Assigned defenseman Chris Summers & goaltender Justin Pogge to Portland (AHL)
 21 Recalled goaltender Justin Pogge from Portland (AHL); placed defenseman Adrian Aucoin on Injured Reserve
 26 Recalled forward Patrick O'Sullivan & goaltender Curtis McElhinney from Portland (AHL)
 Assigned goaltender Justin Pogge to Portland (AHL) & placed goaltender Mike Smith on Injured Reserve
 27 Recalled forward Andy Miele from Portland (AHL)
 Placed forward Boyd Gordon on Injured Reserve
 28 Placed forward Martin Hanzal on Injured Reserve
 29 Activated defenseman Adrian Aucoin off Injured Reserve
 30 Recalled forward Marc-Antoine Pouliot from Portland (AHL)
 Assigned forward Andy Miele to Portland (AHL)



2011-12 ROSTER MOVES

NOVEMBER 2011

- 3 Recalled forward Kyle Chipchura from Portland (AHL)
- 4 Assigned forward Andy Miele to Portland (AHL)
- 21 Recalled defenseman Maxim Goncharov from Portland (AHL)
- 22 Re-signed center Kyle Turris to a multi-year contract
- 27 Assigned defenseman Maxim Goncharov to Portland (AHL)

OCTOBER 2011

- 1 Placed forwards Marc-Antoine Pouliot and Viktor Tikhonov on waivers
Assigned forward Andy Miele, defensemen Maxim Goncharov and Chris Summers to Portland (AHL)
- 3 Assigned forwards Marc-Antoine Pouliot and Viktor Tikhonov to Portland (AHL)
- 4 Placed goaltender Curtis McElhinney and defenseman Nathan Oystriick on waivers
- 5 Placed forward Brett MacLean on waivers
Assigned Curtis McElhinney and Nathan Oystriick to Portland (AHL)
Brett MacLean claimed by the Winnipeg Jets
Signed forward Paul Bissonnette to a two-year contract extension
- 6 Signed forward Martin Hanzal to a five-year contract extension
- 10 Placed defenseman Michal Rozsival on Injured Reserve
Recalled defenseman Chris Summers from Portland (AHL)
- 12 Placed forward Kyle Chipchura on waivers
- 14 Assigned forward Kyle Chipchura to Portland (AHL)
- 21 Recalled forward Andy Miele from Portland (AHL)
- 23 Acquired Brock Trotter & a seventh round pick in the 2012 Entry Draft from Montreal in exchange for Petteri Nokelainen and Garrett Stafford
- 28 Assigned defenseman Chris Summers to Portland (AHL)
- 28 Acquired center Cal O'Reilly from Nashville in exchange for a fourth round pick in the 2012 Entry Draft

SEPTEMBER 2011

- 8 Acquired goaltender Marc Cheverie from the Florida Panthers in exchange for Justin Bernhardt
- 19 Assigned forwards Phil Lane, Lucas Lessio and defensemen Harrison Ruopp and Justin Weller to their respective Canadian Hockey League (CHL) clubs
Released defenseman Dylan King from his amateur try-out agreement (ATO)
- 22 Assigned goaltenders Louis Domingue, Mark Visentin and forward Kale Kessy to their respective Canadian Hockey League (CHL) clubs
Placed forwards Mathieu Beaudoin, Alexandre Bolduc and defenseman Garrett Stafford on waivers
Assigned forwards Darian Dziurzynski, Brett Hextall, Colin Long, Jordan Szwarz, Matt Watkins, Ethan Werek, defensemen Mathieu Brodeur, Nick Ross, Michael Stone and goaltender Marc Cheverie to Portland (AHL)
Released forwards Ryan Hollweg and Donny Maloney from their professional try-out agreements (PTO)
Released forwards Spencer Bennett, Evan Bloodoff and Brendan Shinnimin from their amateur try-out agreements (ATO)
- 24 Assigned defenseman Brandon Gormley to Moncton (QMJHL)
Placed goaltender Justin Pogge, defensemen Dean Arsene and Tyler Eckford on waivers
- 26 Assigned forwards Mathieu Beaudoin, Alexandre Bolduc and defenseman Garrett Stafford to Portland (AHL)
- 27 Assigned goaltender Justin Pogge, defensemen Dean Arsene and Tyler Eckford to Portland (AHL)

AUGUST 2011

- 4 Signed forward Patrick O'Sullivan to a one-year contract
- 10 Re-signed forward Viktor Tikhonov to a one-year contract
- 18 Re-signed forward Mikkel Boedker to a two-year contract
- 29 Acquired forward Daymond Langkow from the Calgary Flames in exchange for Lee Stempniak

JULY 2011

- 1 Signed goaltender Mike Smith to a two-year contract
Signed forward Boyd Gordon to a two year contract
Signed forward Raffi Torres to two-year contract
- 2 Re-signed forward Radim Vrbata to a three-year contract
- 2 Signed forward Alexandre Bolduc to a one-year contract
- 4 Signed defenseman Tyler Eckford to a one-year contract
Signed goaltender Curtis McElhinney to a one-year contract
- 5 Re-signed defenseman Keith Yandle to a five-year contract
- 6 Signed defensemen Dean Arsene and Nathan Oystriick to one-year contracts
Re-signed forward Matt Watkins to a one-year contract
- 19 Signed forwards Kyle Chipchura and Marc-Antoine Pouliot to one-year contracts
Re-signed forwards Mathieu Beaudoin and Brett MacLean to one-year contracts
- 20 Re-signed Lauri Korpikoski to a two-year contract
- 27 Signed goaltender Justin Pogge to a one-year contract
- 28 Signed 2011 first round pick Connor Murphy to an entry-level contract



2011-2012 MAN GAMES LOST

PLAYER	DATE	INJURY	GAMES
Adrian Aucoin	12/20 - 12/29/2011	lower body	5 games
	1/7 - 1/10/2012	upper body	1 game
	1/16 - 1/22/2012	lower body	4 games
	3/15 - 3/28/2012	lower body	6 games
	4/6 - 4/7/2012	lower body	2 games
Gilbert Brule	2/23 - 3/1/2012	upper body	4 games
Kyle Chipchura	2/21 - 3/19/2012	upper body	14 games
Shane Doan	3/22 - 3/28/2012	suspended	3 games
Boyd Gordon	12/26/2011 - 1/10/2012	lower body	7 games
Martin Hanzal	11/3 - 11/9/2011	lower body	2 games
	12/26/2011 - 1/18/2012	upper body	12 games
	3/10 - 3/16/2012	upper body	4 games
Rostislav Klesla	12/5 - 12/19/2011	lower body	7 games
	2/18/2012 - 3/8/2012	upper body	10 games
Daymond Langkow	11/10 - 11/25/2011	personal	8 games
Derek Morris	2/13/2012-3/14/2012	personal	15 games
Cal O'Reilly	10/29/2011 - 11/4/2011	lower body	3 games
Taylor Pyatt	2/16 - 2/23/2012	upper body	3 games
	3/20/2012 - 4/2/2012	upper body	6 games
Michal Rozsival	10/10/2011 - 12/7/2011	upper body	26 games
David Schlemko	1/10/2012 - 3/13/12	lower body	27 games
Mike Smith	12/21/2011 - 1/3/2012	lower body	6 games
Kurt Sauer*	9/30/09	upper body	82 games
Raffi Torres	1/3 - 1/5/2012	suspended	2 games
Radim Vrbata	3/14 - 3/16/2012	illness	2 games
	3/20 - 3/21/2012	illness	1 game
	3/23 - 3/28/2012	illness	2 games

* Long-term Injured Reserve

TEAM TOTAL MAN GAMES LOST TO INJURY: 154**MAN GAMES LOST OTHER: 31****LONG-TERM INJURED RESERVED: 82**



2011-12 MILESTONES

PLAYER	MILESTONE	DATE
Adrian Aucoin	200th career game w/PHX	Feb. 6 vs. DET
Paul Bissonnette	100th career game w/PHX	Dec. 26 @ LAK
Mikkel Boedker	200th career NHL game	Mar. 20 @ DAL
Kyle Chipchura	200th career NHL game	Jan. 21 vs. TBL
Shane Doan	300th career NHL goal 1st career NHL hat trick	Oct. 25 vs. DAL Jan. 7 vs. NYI
Oliver Ekman-Larsson	100th career NHL game	Feb. 4 vs. SJS
Boyd Gordon	400th career NHL game 100th career point (goal)	Jan. 12 @ DET Jan. 16 vs. COL
Martin Hanzal	300th career NHL game	Nov. 10 vs. MTL
Rostislav Klesla	100th career NHL assist	Feb. 7 @ DAL
Lauri Korpikoski	200th career game w/PHX 100th career NHL point (goal)	Jan. 31 vs. ANA Mar. 24 @ SJS
Daymond Langkow	100th career assist w/PHX 300th career game w/PHX 400th career NHL assist	Oct. 13 @ NSH Mar. 5 @ PIT Mar. 24 @ SJS
Andy Miele	1st career NHL game	Oct. 23 @ ANA
Derek Morris	400th career game w/PHX 1,000th career NHL game	Nov. 17 @ PHI Mar. 25 vs. STL
Taylor Pyatt	700th career NHL game 200th career game w/PHX	Nov. 19 @ BUF Jan. 31 vs. ANA
David Rundblad	1st career game w/PHX 1st career point (assist) w/PHX	Dec. 21 @ CAR Dec. 21 @ CAR
David Schlemko	100th career NHL game	Dec. 29 @ COL
Mike Smith	10,000 career minutes played 200th career NHL game	Nov. 19 @ BUF Jan. 24 vs. OTT
Michael Stone	1st career NHL game 1st career NHL point (assist) 1st career NHL goal	Feb. 18 vs. DAL Mar. 8 vs. MIN Mar. 10 vs. SJS
Raffi Torres	100th career assist	Oct. 13 @ NSH
Dave Tippett	100th career win w/PHX 400th career win	Nov. 5 vs. EDM Mar. 18 @ EDM
Radim Vrbata	100th career goal w/PHX 200th career assist	Feb. 21 vs. LAK Mar. 5 @ PIT
Matt Watkins	1st career NHL game	Feb. 21 vs. LAK
Ray Whitney	100th career game w/PHX 350th career goal 600th career assist 100th career PPG 100th career point (assist) w/PHX 1,200th career NHL game 1,000th career NHL point	Dec. 5 vs. PHI Dec. 5 vs. PHI Dec. 8 @ DET Dec. 20 @ FLA Feb. 4 vs. SJ Feb. 6 vs. DET Mar. 31 vs. ANA
Keith Yandle	300th career NHL game	Nov. 17 @ PHI



2011-12 FACE-OFF PERCENTAGE

PLAYER	GP	EVEN-STRENGTH		POWER-PLAY		SHORTHANDED		TOTAL FACE-OFFS			
		W	L	W	L	W	L	W	L	TOT	FO%
BOYD GORDON	75	495	383	11	5	163	120	669	508	1177	56.8
ANTOINE VERMETTE	82	508	372	96	72	41	51	645	495	1140	56.6
MARTIN HANZAL	64	418	388	111	88	42	50	571	526	1097	52
DAYMOND LANGKOW	73	362	469	56	50	22	32	440	551	991	44.4
KYLE CHIPCHURA	53	161	178	1	3	12	9	174	190	364	47.8
MARC-ANTOINE POULIOT	13	37	50	0	1	0	0	37	51	88	42
LAURI KORPIKOSKI	82	18	44	3	7	2	13	23	64	87	26.4
RADIM VRBATA	77	21	32	1	6	5	2	27	40	67	40.3
SHANE DOAN	79	18	18	11	8	4	0	33	26	59	55.9
ANDY MIELE	7	7	20	0	1	0	0	7	21	28	25
GILBERT BRULE	33	8	10	0	3	0	0	8	13	21	38.1
RAY WHITNEY	82	1	8	3	3	0	0	4	11	15	26.7
RAFFI TORRES	79	6	8	1	0	0	0	7	8	15	46.7
TAYLOR PYATT	73	6	5	0	0	0	0	6	5	11	54.5
PATRICK O'SULLIVAN	23	3	2	2	2	0	0	5	4	9	55.6
MATT WATKINS	1	0	5	0	0	0	0	0	5	5	0
MIKKEL BOEDKER	82	1	1	0	0	0	0	1	1	2	50
PAUL BISSONNETTE	31	0	1	0	0	0	0	0	1	1	0
ALEXANDRE BOLDUC	2	1	0	0	0	0	0	1	0	1	100

2011-12 TOTAL ICE TIME

PLAYER	GP	TOTAL TOI	AVG TOI	TOTAL ES TOI	AVG ES TOI	TOTAL SH TOI	AVG SH TOI	TOTAL PP TOI	AVG PP TOI	AVG SHIFTS
KEITH YANDLE	82	1,831:43	22:20	1,535:12	18:43	13:35	0:09	282:56	3:27	25.5
OLIVER EKMAN-LARSSON	82	1,813:00	22:06	1,525:28	18:36	117:20	1:25	170:12	2:04	26.2
SHANE DOAN	79	1,548:27	19:36	1,226:29	15:31	69:38	0:52	252:20	3:11	22.2
RAY WHITNEY	82	1,528:58	18:38	1,217:17	14:50	2:00	0:01	309:41	3:46	20.9
RADIM VRBATA	77	1,435:28	18:38	1,089:35	14:09	97:50	1:16	248:03	3:13	22.6
ANTOINE VERMETTE	82	1,410:59	17:12	1,129:54	13:46	114:17	1:23	166:48	2:02	23.1
LAURI KORPIKOSKI	82	1,405:18	17:08	1,132:05	13:48	213:57	2:36	59:16	0:43	21.5
ADRIAN AUCOIN	64	1,295:52	20:14	1,129:07	17:38	134:58	2:06	31:47	0:29	25.2
ROSTISLAV KLESLA	65	1,258:18	19:21	1,075:41	16:32	178:54	2:45	3:43	0:03	25.1
BOYD GORDON	75	1,194:29	15:55	968:27	12:54	216:21	2:53	9:41	0:07	21.5
MARTIN HANZAL	64	1,180:27	18:26	893:53	13:58	98:08	1:32	188:26	2:56	22.5
DAYMOND LANGKOW	73	1,149:49	15:45	972:11	13:19	70:24	0:57	107:14	1:28	19.8
DEREK MORRIS	59	1,120:21	18:59	937:17	15:53	155:45	2:38	27:19	0:27	25.5
MIKKEL BOEDKER	82	1,118:14	13:38	1,002:30	12:13	29:08	0:21	86:36	1:03	17.3
MICHAL ROZSIVAL	54	1,043:47	19:19	937:48	17:22	101:56	1:53	4:03	0:04	23.6
TAYLOR PYATT	73	899:12	12:19	856:08	11:43	0:00	0:00	43:04	0:35	15.5
RAFFI TORRES	79	898:06	11:22	833:28	10:33	0:11	0:00	64:27	0:48	15.2
DAVID SCHLEMKO	46	844:25	18:21	734:52	15:58	92:48	2:01	16:45	0:21	24
KYLE CHIPCHURA	53	557:50	10:31	540:56	10:12	14:09	0:16	2:45	0:03	14.2
DAVID RUNDBLAD	30	450:17	15:00	381:44	12:43	1:02	0:02	67:31	2:15	18.7
GILBERT BRULE	33	381:37	11:33	345:33	10:28	0:00	0:00	36:04	1:05	14.6
CHRIS SUMMERS	21	261:29	12:27	236:37	11:16	24:52	1:11	0:00	0:00	17.6
PATRICK O'SULLIVAN	23	254:08	11:02	210:15	9:08	0:09	0:00	43:44	1:54	13.9
PAUL BISSONNETTE	31	188:19	6:04	188:00	6:03	0:00	0:00	0:19	0:00	8.5
MICHAEL STONE	13	180:29	13:53	168:01	12:55	9:49	0:45	2:39	0:12	19.6
MARC-ANTOINE POULIOT	13	145:27	11:11	145:00	11:09	0:00	0:00	0:27	0:02	14.8
ANDY MIELE	7	62:34	8:56	55:45	7:57	0:05	0:00	6:44	0:57	12
ALEXANDRE BOLDUC	2	14:19	7:09	14:19	7:09	0:00	0:00	0:00	0:00	11
MATT WATKINS	1	6:37	6:37	6:37	6:37	0:00	0:00	0:00	0:00	8



2011-2012 SEASON IN REVIEW

COYOTES REACH WESTERN CONFERENCE FINAL

For the first time in franchise history, the Phoenix Coyotes advanced to the Western Conference Final in 2012 taking on the eventual Stanley Cup Champion Los Angeles Kings (4-1). The Coyotes defeated the Chicago Blackhawks 4-2 in the Western Conference Semifinals and the Nashville Predators 4-1 in the Western Conference Quarterfinals to make their deepest playoff run in team history. Prior to defeating the Blackhawks in the WCQF, the last series win for the franchise came during the 1987 Stanley Cup Playoffs when the team was known as the Winnipeg Jets, defeated the Calgary Flames 4-2. The WCQF win against Chicago also snapped the longest gap between playoff series wins (25 years) by a team in NHL history.

SENSATIONAL SMITTY

Phoenix goaltender Mike Smith went 9-7-3 with a 1.99 goals against average and a .944 save percentage in 16 playoff starts. Smith's GAA and SV% both were franchise playoff records while his three shutouts tied for first among all NHL goalies in the 2012 playoffs. Smith recorded his first career postseason shutout in the series clinching game of the WCQF (Game 6) against Chicago with 39 saves in a 4-0 victory on April 23. He also set a franchise record shutout sequence in the postseason of 164:45 between Games 3 and 5 against Nashville in the WCSF. Smith allowed just one goal in the final 172 minutes of the series against the Predators.

OVERTIME HISTORY

The Phoenix/Chicago WCQF series was the first series since the Toronto/Montreal Stanley Cup Final in 1951 in which the first five games went into overtime. The Coyotes played a total of seven overtime games in the 2012 playoffs going 4-3 in those games. The overtime win in Game 1 of the WCQF against Chicago on April 12 (Hanzal GWG) was the first overtime playoff win for the Coyotes since Game 2 of the WCQF vs. St. Louis on April 24, 1999 (Doan GWG).

THE GREAT DANE

Mikkel Boedker scored the game-winning goal in overtime in a 3-2 victory in Game 4 of the WCQF against Chicago, becoming the first player to score consecutive game-winning goals in overtime in the postseason since Joe Sakic did it for Colorado against San Jose on April 28 and May 1, 2004. In Game 3 of the series against the Blackhawks, Boedker became the first-ever player from Denmark to record a postseason OT winner in NHL history.

MARK IT DOAN

Coyotes captain Shane Doan scored a pair of game-winning goals in the postseason to move into first place in franchise history with four playoff GWGs in his career. Doan scored the game winner in a 1-0 victory against Nashville on May 4 in Game 4 of the WCSF. He also scored a pair of goals, including the game winner in a 2-0 victory in Game 4 of the WCF on May 20 against the Kings.

PACIFIC DIVISION CHAMPIONS

Phoenix won its first division title in 33 years, after defeating the Minnesota Wild 4-2 on Apr. 7. The Coyotes finished the 2011-12 regular season with a record of 42-27-13 (97 points) to take the Pacific Division. The Desert Dogs won at least 40 games for the third consecutive season (new franchise record). The Coyotes have produced the three best seasons in franchise history over the last three years (2009-10 to 2011-12) including earning a Pacific Division title, making three straight playoff appearances and posting a record of 135-78-33.

IF I COULD BE LIKE MIKE

Goaltender Mike Smith was the Coyotes most valuable player in 2011-12. He set new career highs in games played (67), wins (38), GAA (2.21), SV% (.930) and shutouts (8). His eight shutouts ranked tied for third in the NHL and also tied a franchise best for a single season (Bryzgalov in 2009-10 and Khabibulin in 1998-99). His SV% ranked fourth in the NHL and also set the franchise single-season mark.

TOP DOG

Mike Smith was named the NHL's First Star of the Month for February on March 1. He recorded a career-high 11-game winning streak (franchise record winning streak by a goaltender) from Feb. 4-28. He was the only goaltender in franchise history to appear in seven-plus games in a calendar month and not incur a regulation loss (11-0-1). Smith posted a new career-high shutout sequence of 234:25 from March 29 – April 6, posting a career-high three shutouts during that span. He made an NHL record 161 consecutive saves during his shutout streak, including an NHL record 54 saves in a shutout against Columbus on April 3. The Kingston, Ontario native was named the NHL's First Star of the Week on April 9, after finishing the final week of the regular season with three straight wins along with a 0.67 GAA and a .982 SV% to help the Coyotes clinch their first division title in franchise history.

THREE'S A CHARM

Captain Shane Doan recorded his first career NHL hat trick in his 1,161st game on Saturday, Jan. 7 vs. the New York Islanders. Doan entered the game with 38 two-goal games, tied with Petr Sykora for the most in NHL history without recording a hat trick. His 305 goals coming into the game were second only to Scott Mellanby's 319 for most scored by an NHL player without a hat trick. Doan scored a goal in every period of the contest against the Islanders, with the third goal coming with just :00.1 left in regulation. He recorded a hat trick at the 2007 IIHF World Championship in the span of 6:25 for Team Canada. Doan also scored his 300th career NHL goal vs. Dallas on October 25.

MARK MESSIER AWARD

Captain Shane Doan was named the recipient of the 2011-12 Mark Messier Leadership Award at the NHL Awards ceremony in Las Vegas on June 20. The annual award "recognizes an individual as a superior leader within their sport, and as a contributing member of society." Doan was also a finalist for the award in 2010 and 2011.

2012 NHL ALL-STAR

Defenseman Keith Yandle represented the Coyotes at the 2012 All-Star Game in Ottawa, Ontario (his second consecutive appearance). Yandle was drafted by Team Alfredsson and collected his first career point (assist) in the mid-season exhibition. The Boston, Mass., native also participated in the fastest skater competition during the All-Star Skills Challenge.



2011-2012 SEASON IN REVIEW (CONT'D)

IRON MEN

Antoine Vermette and All-Star defenseman Keith Yandle own the team's longest iron men streaks with 263 and 254 consecutive games played, respectively. Yandle is currently second overall among d-men on the active consecutive games played list (Jay Bouwmeester – 588). Vermette and Yandle each own the sixth and seventh-longest active streaks in the league, respectively. At 263 games, Vermette is now in sole possession of the third-longest streak in franchise history, while Yandle, with 254 consecutive games owns the fourth-longest streak. Mikkel Boedker, Oliver Ekman-Larsson, Lauri Korpikoski and Ray Whitney also appeared in all 82 regular season games for the Coyotes.

NOBODY BEATS THE WIZ(ARD)

Veteran forward Ray Whitney led the team in scoring with 24-53-77 in 2011-12. He recorded 70-plus points for only the fifth time in his illustrious career, and totaled 50-plus assists in a season for only the third time in his 20-year career. After the All-Star break, Whitney recorded three point streaks of six or more games (season-high eight games: 2-10-12 from Jan. 21-Feb. 11 – second-longest point streak of his career; seven games: 2-8-10 from Mar. 12-24; six games 3-4-7 from Feb. 16-28. Whitney finished the season ranked sixth overall among active all-time assist leaders in the league (638). Whitney registered the highest plus-minus rating of his career (plus-26), also a new franchise high. He went on to be named a Second Team NHL All-Star.

A GRAND MILESTONE

Ray Whitney became only the 79th player in NHL history to record 1,000 career points. Whitney was the oldest player to accomplish the feat at 39 years, 328 days. He is only the sixth player in NHL history to record 1,000 points without registering a 50 goal, 60 assist or 100-point season (Brian Propp, Dale Hunter, Pat Verbeek, Henri Richard, Frank Mahovlich).

1,000 GAMES

Derek Morris played in his 1,000th career game vs. St. Louis on March 25. He became the 278th all-time player in NHL history to reach the 1,000th game plateau, and the fifth player in franchise history to do so. The former 13th overall selection in the 1996 Entry Draft by Calgary has recorded 87-309-396 and 927 penalty minutes over his 14-year career.

CZECH-MATE

Radim Vrbata had a career-best season in 2011-12 (35-27-62). He led the team in goals (35) and GWGs (12). The Mlada Boleslav, Czech Republic native registered his first 30-goal season in his 10-year career. Throughout the 2011-12 campaign, he paced the club with several point streaks including a career-high seven-game streak (4-5-9) from Jan. 24-Feb. 11. Vrbata's 12 game-winning goals ranked tied for first in the NHL and tied the franchise mark set by Jeremy Roenick during the 1999-00 season. The Coyotes owned a 21-4-3 record when he netted a goal.

LIKE A ROLLING STONE

Rookie defenseman Michael Stone scored his first career NHL goal vs. San Jose on March 10, while also posting his first career multi-point game (1-1-2). Stone collected his first career NHL point (assist) vs. Minnesota on March 8. Stone was recalled from Portland (AHL) on Feb. 18, 2012. He was drafted by the Coyotes in the third round, 69th overall in the 2008 Entry Draft.

TIPP OF THE SWORD

Since Dave Tippett's arrival in the desert (2009-10 season), the Coyotes have gone 67-25-32 in one-goal games, while the club has posted a record of 100-12-15 when scoring first. Tippett recorded his 400th head coaching victory at Edmonton on March 18 in 3-2 shootout win. He currently ranks second among all NHL head coaches in victories since the beginning of the 2002-03 season, trailing only Detroit's Mike Babcock (419). Tippett's overall record of 135-78-33 (303 points) in 246 regular season games with Phoenix is the highest point's percentage (.616) of any head coach in franchise history. Tippett has never posted a losing season as an NHL Head Coach with Dallas or Phoenix and has qualified for the postseason in eight out of nine seasons behind the bench.

TIPPETT AMONG NHL'S TOP BENCH BOSSES

Head Coach Dave Tippett currently ranks second among all NHL head coaches in victories since the beginning of the 2002-03 campaign, Tippett's first season as an NHL head coach with the Dallas Stars. The Moosomin, Saskatchewan native notched his 100th win with Phoenix on Nov. 5 vs. Edmonton, becoming the fastest coach in franchise history to reach the 100-win plateau. Below is a list of the coaches with the most regular season wins since the start of the 02-03 season:

1. Mike Babcock, ANA-DET: 419 wins
- 2. Dave Tippett, DAL-PHX: 406 wins**
3. Joel Quenneville, STL-COL-CHI: 385 wins
4. Barry Trotz, NSH: 382 wins
5. Lindy Ruff, BUF: 373 wins

FEBRUARY FRENZY

The Coyotes were in 12th place in the West, three points out of the last playoff spot on Feb. 1. As of Feb. 29, the club sat in the third seed in the West, first in the Pacific Division and five points above the eighth seed. Phoenix closed February 2012 as the league's hottest team (11-0-1) with a 12-game point streak (23 out of a possible 24 points). In 2010-11, the Coyotes also collected 16 points in 17 days from Feb. 5-22. The Desert Dogs have posted a winning streak of at least five games between Jan. 26-Feb. 22 in each of the past three seasons (six games from Jan. 26-Feb. 5 in 2009-10, eight games from Feb. 5-22 in 2010-11, five games from Feb. 4-11 and six games from Feb. 16-28 in 2011-12). During Dave Tippett's tenure the Coyotes are 23-7-2 in Feb.

DOUBLE DIGITS FOR D-MEN

Oliver Ekman-Larsson (13) and Keith Yandle (11) are only the third pair of Coyotes' defensemen to reach double-digits in goals in the same season since the 1992-93 season (Yandle – 12, Jovanovski – 10 in 2009-10; Housley – 18, Olausson – 16 in 1992-93).



2011-2012 PROSPECT REPORT

AMERICAN HOCKEY LEAGUE REGULAR SEASON – FINAL STATISTICS

Player	Team	POS	GP	G	A	PTS	+/-	PIM	Draft (Rd.#)
Arsene, Dean	Portland	D	63	2	8	10	-17	110	Undrafted
Beaudoin, Mathieu	Portland	RW	47	5	17	22	-6	14	Undrafted
Bennett, Spencer	Portland	LW	9	2	1	3	-2	2	2009 (5/141) CGY
Bloodoff, Evan	Portland	LW	48	6	2	8	-10	10	2009 (6/157)
Bolduc, Alexandre	Portland	C	23	3	12	15	0	30	2003 (4/27) STL
Brodeur, Mathieu	Portland	D	43	2	4	6	10	29	2008 (3/76)
Chipchura, Kyle	Portland	LW	8	4	2	6	1	4	2004 (1/18) MTL
Duncan, Ryan	Portland	LW	64	14	22	36	-4	24	Undrafted
Eckford, Tyler	Portland	D	75	10	15	25	-13	37	2004 (7/217) NYJ
Goncharov, Maxim	Portland	D	45	1	3	4	-15	37	2007 (5/123)
Hextall, Brett	Portland	RW	72	7	8	15	2	59	2008 (6/159)
Hollweg, Ryan	Portland	LW	43	0	5	5	-3	123	2001 (8/238) NYR
Long, Colin	Portland	C	19	3	5	8	-1	4	2008 (4/99)
Louis, Mark	Portland	D	23	0	4	4	-7	72	Undrafted
MacLean, Brett	Portland	RW	63	25	23	48	-2	45	2007 (2/32)
Miele, Andy	Portland	C	69	16	38	54	-4	43	Undrafted
O'Sullivan, Patrick	Portland	C	26	10	20	30	-6	16	2003 (2/56) MIN
Oystrick, Nathan	Portland	D	60	11	32	43	1	107	2002 (7/198) ATL
Pouliot, Marc-Antoine	Portland	C	48	12	24	36	-4	63	2003(1/22) EDM
Szwarz, Jordan	Portland	RW	58	7	13	20	6	28	2009 (4/97)
Rome, Ashton	Portland	RW	66	11	9	20	-5	63	2006 (5/143) SJS
Ross, Nick	Portland	D	35	5	13	18	16	16	2007 (1/30)
Rundblad, David	Portland	D	30	7	9	16	-18	27	2009(1/17) STL
Stone, Michael	Portland	D	51	9	13	22	2	24	2008 (3/69)
Summers, Chris	Portland	D	28	0	2	2	3	37	2006 (1/29)
Trotter, Brock	Portland	RW	35	12	19	31	-11	16	Undrafted
Watkins, Matt	Portland	RW	70	11	25	36	-2	48	2005(5/160) DAL
Werek, Ethan	Portland	C	67	10	9	19	-3	53	2009 (2/47) NYR
Goaltender	Team	GP	GAA	SV%	RECORD	SO	GA	MIN	Draft (Rd.#)
Justin Pogge	Portland	37	3.07	0.890	14-13-4-0	0	101	1972	2004 (3/90) TOR

ECHL REGULAR SEASON – FINAL STATISTICS

Player	Team	POS	GP	G	A	PTS	+/-	PIM	Draft (Rd.#)
Marc Cheverie	Gwinnett	22	2.71	0.901	10-4-8	1	61	1353	2006(7/193) FLA

CANADIAN HOCKEY LEAGUE REGULAR SEASON – FINAL STATISTICS

Player	Team	POS	GP	G	A	PTS	+/-	PIM	Draft (Rd.#)
Dziurzynski, Darian	Saskatoon (WHL)	LW	4	3	0	3	0	4	2011 (4/141)
	Brandon (WHL)	LW	61	27	16	43	-19	106	
Fritsch, Andrew	Sault Ste. (OHL)	RW	35	13	19	32	-6	8	2011 (6/155)
Gormley, Brandon	Moncton (QMJHL)	D	26	10	17	27	-9	18	2010 (1/13)
	Shawinigan (QMJHL)	D	9	0	5	5	12	4	
Kessy, Kale	Medicine Hat (WHL)	LW	49	4	12	16	2	151	2011 (4/111)
Lane, Phil	Brampton (OHL)	RW	53	15	26	41	11	94	2010 (2/52)
Lessio, Lucas	Oshawa (OHL)	LW	66	34	25	59	-6	71	2011 (2/56)
Murphy, Connor	Sarnia (OHL)	D	35	8	18	26	-3	26	2011 (1/20)
Shinnimin, Brendan	Tri-City (WHL)	C	69	58	76	134	45	85	Undrafted
Weller, Justin	Red Deer (WHL)	D	39	3	5	8	17	43	2009 (4/105)
Goaltender	Team	GP	GAA	SV%	RECORD	SO	GA	MIN	Draft (Rd.#)
Domingue, Louis	Quebec (QMJHL)	39	2.61	0.914	23-8-4	4	94	2162	2010 (5/138)
Visentin, Mark	Niagara (OHL)	42	1.99	0.926	30-9-0-2	10	80	2407	2010 (1/27)



2011-2012 PROSPECT REPORT (CONT'D)

NATIONAL COLLEGIATE ATHLETIC ASSOCIATION – FINAL STATISTICS

Player	Team	POS	GP	G	A	PTS	+/-	PIM	Draft (Rd.#)
Brown, Chris	Michigan (CCHA)	RW	38	12	17	29	0	66	2009 (2/36)
Larrazza, Zac	Denver (WCHA)	LW	26	1	4	5	0	12	2011 (7/196)
Goaltender	Team	GP	GAA	SV%	RECORD	SO	GA	MIN	Draft (Rd.#)
Lee, Mike	St. Cloud State (WCHA)	16	2.23	0.93	8-6-2-0	1	36	968	2009 (3/91)

KONTINENTAL HOCKEY LEAGUE – FINAL STATISTICS

Player	Team	POS	GP	G	A	PTS	+/-	PIM	Draft (Rd.#)
Kaigorodov, Alexei	Magnitogorsk	C	52	8	21	29	-2	39	2002 (2/47) OTT
Krysanov, Anton	Khanty-Mansiysk	C	10	2	4	6	-2	2	2005 (5/148)
Pestunov, Dmitry	Moscow	C	30	3	6	9	3	38	2003 (3/80)
Tikhonov, Viktor	St. Petersburg SKA	LW	42	17	13	30	11	18	2008 (1, 28)

EUROPEAN ELITE LEAGUES – FINAL STANDINGS

Player	Team	POS	GP	G	A	PTS	+/-	PIM	Draft (Rd.#)
Ahnelov, Jonas	Modo Hockey (SEL)	D	54	2	9	11	0	16	2006 (3/88)
Ruuttu, Alexander	Jokerit Helsinki (SM-liiga)	C	13	1	0	1	0	4	2011 (2/51)



2011-2012 PHOENIX COYOTES VS. DIVISIONS



WESTERN CONFERENCE

CENTRAL DIVISION

TEAM	OVERALL	HOME	ROAD
Chicago Blackhawks	3-1-0	1-1-0	2-0-0
Columbus Blue Jackets	1-3-0	1-1-0	0-2-0
Detroit Red Wings	1-1-2	1-0-1	0-1-1
Nashville Predators	2-1-1	0-1-1	2-0-0
St. Louis Blues	1-3-0	0-2-0	1-1-0
Overall Record vs. Central	8-9-3	3-5-2	5-4-1

NORTHWEST DIVISION

TEAM	OVERALL	HOME	ROAD
Calgary Flames	2-2-0	1-1-0	1-1-0
Colorado Avalanche	3-1-0	2-0-0	1-1-0
Edmonton Oilers	4-0-0	2-0-0	2-0-0
Minnesota Wild	2-1-1	0-1-1	2-0-0
Vancouver Canucks	2-1-1	1-1-0	1-0-1
Overall Record vs Northwest	13-5-2	6-3-1	7-2-1

PACIFIC DIVISION

TEAM	OVERALL	HOME	ROAD
Anaheim Ducks	3-3-0	2-1-0	1-2-0
Dallas Stars	3-0-3	2-0-1	1-0-2
Los Angeles Kings	3-2-1	2-1-0	1-1-1
San Jose Sharks	4-1-1	3-0-0	1-1-1
Overall Record vs Pacific	13-6-5	9-2-1	4-4-4
VS WESTERN CONFERENCE	34-20-10	18-10-4	16-10-6



EASTERN CONFERENCE

NORTHEAST DIVISION

TEAM	OVERALL	HOME	ROAD
Boston Bruins	0-0-1	0-0-1	0-0-0
Buffalo Sabres	1-0-0	0-0-0	1-0-0
Montreal Canadiens	0-0-1	0-0-1	0-0-0
Ottawa Senators	1-0-0	1-0-0	0-0-0
Toronto Maple Leafs	1-0-0	0-0-0	1-0-0
Overall Record vs Northeast	3-0-2	1-0-2	2-0-0

ATLANTIC DIVISION

TEAM	OVERALL	HOME	ROAD
New Jersey Devils	1-0-0	1-0-0	0-0-0
New York Islanders	1-0-0	1-0-0	0-0-0
New York Rangers	0-1-1	0-1-0	0-0-1
Philadelphia Flyers	0-2-0	0-1-0	0-1-0
Pittsburgh Penguins	0-1-0	0-0-0	0-1-0
Overall Record vs Atlantic	2-4-1	2-2-0	0-2-1

SOUTHEAST DIVISION

TEAM	OVERALL	HOME	ROAD
Carolina Hurricanes	1-0-0	0-0-0	1-0-0
Florida Panthers	1-0-0	0-0-0	1-0-0
Tampa Bay Lightning	0-1-0	0-1-0	0-0-0
Washington Capitals	0-1-0	0-0-0	0-1-0
Winnipeg Jets	1-1-0	1-0-0	0-1-0
Overall Record vs Southeast	3-3-0	1-1-0	2-2-0
VS EASTERN CONFERENCE	8-7-3	4-3-2	4-4-1



ANAHEIM DUCKS

2011-12 SEASON SERIES – WON: 3 LOST: 3 OT: 0

LAST TIME VS THE DUCKS...

Last Home Win:	March 31, 2012 (4-0)
Last Home Loss:	January 31, 2012 (4-1)
Last Home Tie:	February 23, 2004 (1-1)
Last Road Win:	October 23, 2011 (5-4)
Last Road Loss:	January 18, 2012 (6-2)
Last Road Tie:	November 27, 2002 (2-2)

AT PHOENIX

				Attend	W/L	Goaltenders	W Goal
Nov 23, 2011	Coyotes	4	Ducks	2 9,124	W	Mike Smith/Jonas Hiller	Radim Vrbata
Jan 31, 2012	Coyotes	1	Ducks	4 10,579	L	Mike Smith/Jonas Hiller	Andrew Coglian
Mar 31, 2012	Coyotes	4	Ducks	0 15,856	W	Mike Smith/Jeff Drouin-Deslauriers	Oliver Ekman-Larsson

AT ANAHEIM

				Attend	W/L	Goaltenders	W Goal
Oct 23, 2011	Coyotes	5	Ducks	4 13,240	W	Mike Smith/Jonas Hiller	Keith Yandle
Dec 14, 2011	Coyotes	1	Ducks	4 13,428	L	Mike Smith/Jonas Hiller	Niklas Hagman
Jan 18, 2012	Coyotes	2	Ducks	6 12,281	L	Mike Smith/Jonas Hiller	Francois Beauchemin

INDIVIDUAL SCORING

COYOTES

PLAYER	GP	G	A	P	+/-	PIM	PP	SH	GW	S	S%
RAY WHITNEY	6	2	5	7	0	2	1	0	0	14	14.3
MARTIN HANZAL	5	3	3	6	0	6	1	0	0	10	30.0
RADIM VRBATA	6	3	3	6	0	2	2	0	1	13	23.1
KEITH YANDLE	6	2	4	6	0	0	0	0	1	13	15.4
SHANE DOAN	6	0	5	5	-4	4	0	0	0	18	0.0
OLIVER EKMAN-LARSSON	6	2	1	3	-2	8	0	0	1	11	18.2
LAURI KORPIKOSKI	6	1	1	2	-4	0	0	0	0	9	11.1
TAYLOR PYATT	5	0	2	2	-2	0	0	0	0	7	0.0
MICHAL ROZSIVAL	4	0	2	2	-3	2	0	0	0	2	0.0
MIKKEL BOEDKER	6	0	2	2	2	0	0	0	0	3	0.0
ANTOINE VERMETTE	1	1	0	1	1	2	1	0	0	2	50.0
BOYD GORDON	6	1	0	1	-3	0	0	0	0	12	8.3
KYLE CHIPCHURA	5	1	0	1	1	0	0	0	0	6	16.7
DAYMOND LANGKOW	5	1	0	1	-4	0	0	0	0	7	14.3
RAFFI TORRES	6	0	1	1	-2	7	0	0	0	8	0.0
DEREK MORRIS	5	0	1	1	-1	2	0	0	0	6	0.0
ADRIAN AUCOIN	5	0	1	1	3	6	0	0	0	6	0.0
PATRICK O'SULLIVAN	2	0	0	0	0	0	0	0	0	2	0.0
CHRIS SUMMERS	2	0	0	0	-3	0	0	0	0	1	0.0
GILBERT BRULE	3	0	0	0	1	7	0	0	0	8	0.0
ROSTISLAV KLESLA	5	0	0	0	-2	0	0	0	0	4	0.0
MARC POULIOT	1	0	0	0	-1	0	0	0	0	0	0.0
PAUL BISSONNETTE	1	0	0	0	0	0	0	0	0	0	0.0
CAL O'REILLY	1	0	0	0	0	0	0	0	0	1	0.0
ANDY MIELE	1	0	0	0	0	2	0	0	0	1	0.0
DAVID SCHLEMKO	3	0	0	0	-2	0	0	0	0	2	0.0

DUCKS

PLAYER	GP	G	A	P	+/-	PIM	PP	SH	GW	S	S%
ANDREW COGLIANO	6	3	3	6	6	0	0	0	1	11	27.3
LUBOMIR VISNOVSKY	5	1	5	6	3	0	0	0	0	17	5.9
COREY PERRY	6	2	3	5	4	21	0	1	0	14	14.3
FRANCOIS BEAUCHEMIN	6	2	3	5	2	0	1	0	1	12	16.7
RYAN GETZLAF	6	2	2	4	3	18	0	0	0	11	18.2
TEEMU SELANNE	6	1	3	4	0	4	1	0	0	14	7.1
NICK BONINO	3	0	4	4	4	2	0	0	0	7	0.0
NIKLAS HAGMAN	5	3	0	3	1	2	1	0	1	13	23.1
SAKU KOIVU	5	1	2	3	0	4	0	0	0	5	20.0
JASON BLAKE	2	1	1	2	0	0	0	0	0	4	25.0
MATT BELESKEY	5	1	1	2	1	0	0	0	0	6	16.7
CAM FOWLER	6	0	2	2	2	0	0	0	0	8	0.0
LUCA SBISA	6	0	2	2	-1	9	0	0	0	6	0.0
TONI LYDMAN	6	0	2	2	4	0	0	0	0	6	0.0
KURTIS FOSTER	2	1	0	1	-2	0	0	0	0	1	100.0
KYLE PALMIERI	1	1	0	1	1	2	0	0	0	2	50.0
ROD PELLEY	4	1	0	1	1	0	0	0	0	5	20.0
SHELDON BROOKBANK	6	0	1	1	2	2	0	0	0	3	0.0
GEORGE PARROS	2	0	1	1	1	2	0	0	0	1	0.0
MAXIME MACENAUER	3	0	1	1	-2	6	0	0	0	2	0.0
BOBBY RYAN	6	0	1	1	2	2	0	0	0	12	0.0
DEVANTE SMITH-PELLEY	3	0	0	0	-1	0	0	0	0	8	0.0
BRANDON MCMILLAN	3	0	0	0	-4	4	0	0	0	4	0.0
MARK BELL	1	0	0	0	0	0	0	0	0	0	0.0
BEN MAXWELL	1	0	0	0	0	2	0	0	0	2	0.0
ANDREW GORDON	3	0	0	0	-2	0	0	0	0	3	0.0

Power-play: 5-25 (20%) / Penalty Killing: 17-20 (85%)

Power-play: 3-20 (15%) / Penalty Killing: 20-25 (80%)

GOALTENDING

COYOTES

Player	GP	Min	GA	GAA	SO	W	L	OT	SA	SV%
MIKE SMITH	6	333	19	3.42	1	3	3	0	165	.885
JASON LABARBERA	1	25	0	.00	1	0	0	0	11	.000

DUCKS

Player	GP	Min	GA	GAA	SO	W	L	OT	SA	SV%
JONAS HILLER	5	267	13	2.91	0	3	2	0	121	.893
DAN ELLIS	1	30	0	.00	1	0	0	0	16	.000
JEFF DROUIN-DESLAURIERS	1	60	4	4.00	0	0	1	0	29	.862

GOALS BY PERIOD

COYOTES	1	2	3	OT	TOT	DUCKS	1	2	3	OT	TOT
	7	9	1	-	17		6	8	6	-	20

SHOTS BY PERIOD

COYOTES	1	2	3	OT	TOT	DUCKS	1	2	3	OT	TOT
	59	61	46	-	166		68	43	66	-	177

BOSTON BRUINS

2011-12 SEASON SERIES – WON: 0 LOST: 0 OT: 1



AT PHOENIX					Attend	W/L	Goaltenders		W Goal
Dec 28, 2011	Coyotes	1	Bruins	2	17,459	L	Jason LaBarbera/Tuukka Rask		Dennis Seidenberg

LAST TIME VS THE BRUINS...

Last Home Win:	October 19, 2009 (4-1)
Last Home Loss:	December 28, 2011 (2-1 OT)
Last Home Tie:	October 16, 2001 (1-1)
Last Road Win:	*October 9, 2010 (5-2)
Last Road Loss:	March 19, 2002 (4-2)
Last Road Tie:	November 30, 2003 (3-3)

**Game played at O2 Arena in Prague, CZE as part of the 2010 Compuware NHL Premiere Series*

INDIVIDUAL SCORING

COYOTES

PLAYER	GP	G	A	P	+/-	PIM	PP	SH	GW	S	S%
RAY WHITNEY	1	1	0	1	1	0	0	0	0	4	25.0
DAYMOND LANGKOW	1	0	1	1	0	0	0	0	0	0	0.0
DAVID SCHLEMKO	1	0	1	1	0	0	0	0	0	1	0.0
ROSTISLAV KLESLA	1	0	0	0	1	0	0	0	0	2	0.0
RADIM VRBATA	1	0	0	0	0	0	0	0	0	1	0.0
TAYLOR PYATT	1	0	0	0	0	0	0	0	0	2	0.0
MICHAL ROZSIVAL	1	0	0	0	-1	0	0	0	0	1	0.0
DEREK MORRIS	1	0	0	0	-1	0	0	0	0	0	0.0
SHANE DOAN	1	0	0	0	-1	0	0	0	0	3	0.0
ANDY MIELE	1	0	0	0	-1	0	0	0	0	2	0.0
OLIVER EKMAN-LARSSON	1	0	0	0	0	0	0	0	0	2	0.0
MIKKEL BOEDKER	1	0	0	0	0	0	0	0	0	2	0.0
CAL O'REILLY	1	0	0	0	0	0	0	0	0	1	0.0
KEITH YANDLE	1	0	0	0	-1	0	0	0	0	1	0.0
LAURI KORPIKOSKI	1	0	0	0	-1	0	0	0	0	0	0.0
KYLE CHIPCHURA	1	0	0	0	0	0	0	0	0	0	0.0
PAUL BISSONNETTE	1	0	0	0	0	0	0	0	0	0	0.0
RAFFI TORRES	1	0	0	0	0	7	0	0	0	0	0.0

BRUINS

PLAYER	GP	G	A	P	+/-	PIM	PP	SH	GW	S	S%
DENNIS SEIDENBERG	1	1	0	1	2	0	0	0	1	3	33.3
DAVID KREJCI	1	1	0	1	1	0	0	0	0	2	50.0
CHRIS KELLY	1	0	1	1	1	0	0	0	0	0	0.0
BRAD MARCHAND	1	0	1	1	0	0	0	0	0	3	0.0
BENOIT POULIOT	1	0	1	1	1	0	0	0	0	0	0.0
NATHAN HORTON	1	0	1	1	1	0	0	0	0	2	0.0
JOHNNY BOYCHUK	1	0	0	0	-1	2	0	0	0	2	0.0
GREGORY CAMPBELL	1	0	0	0	0	0	0	0	0	2	0.0
ANDREW FERENCE	1	0	0	0	0	0	0	0	0	2	0.0
JOE CORVO	1	0	0	0	2	0	0	0	0	5	0.0
SHAWN THORNTON	1	0	0	0	0	0	0	0	0	0	0.0
TYLER SEGUIN	1	0	0	0	-1	0	0	0	0	0	0.0
ZDENO CHARA	1	0	0	0	-1	0	0	0	0	3	0.0
ZACH HAMILL	1	0	0	0	0	0	0	0	0	1	0.0
MILAN LUCIC	1	0	0	0	0	0	0	0	0	2	0.0
ADAM MCQUAID	1	0	0	0	0	17	0	0	0	1	0.0
PATRICE BERGERON	1	0	0	0	-1	0	0	0	0	0	0.0
DANIEL PAILLE	1	0	0	0	0	0	0	0	0	1	0.0

Power-play: 0-1 (0%) / Penalty Killing: 0-0 (0%)

Power-play: 0-0 (0%) / Penalty Killing: 1-1 (100%)

GOALTENDING

COYOTES

Player	GP	Min	GA	GAA	SO	W	L	OT	SA	SV%
JASON LABARBERA	1	60	2	1.97	0	0	0	1	29	.931

BRUINS

Player	GP	Min	GA	GAA	SO	W	L	OT	SA	SV%
TUUKKA RASK	1	60	1	.98	0	1	0	0	22	.955

GOALS BY PERIOD

COYOTES					BRUINS				
1	2	3	OT	TOT	1	2	3	OT	TOT
1	0	0	0	1	1	0	0	1	2

SHOTS BY PERIOD

COYOTES					BRUINS				
1	2	3	OT	TOT	1	2	3	OT	TOT
10	8	4	0	22	10	7	10	2	29



BUFFALO SABRES

2011-12 SEASON SERIES – WON: 1 LOST: 0 OT: 0

LAST TIME VS THE SABRES...

Last Home Win: January 21, 2008 (6-2)
 Last Home Loss: January 8, 2011 (2-1 OT)
 Last Home Tie: February 26, 1982 (4-4)
 Last Road Win: November 19, 2011 (4-2)
 Last Road Loss: October 8, 2009 (2-1)
 Last Road Tie: October 11, 1999 (2-2)

INDIVIDUAL SCORING

COYOTES

PLAYER	GP	G	A	P	+/-	PIM	PP	SH	GW	S	S%
RADIM VRBATA	1	2	0	2	2	0	0	0	0	5	40.0
DEREK MORRIS	1	0	2	2	2	0	0	0	0	1	0.0
KEITH YANDLE	1	0	2	2	2	0	0	0	0	1	0.0
SHANE DOAN	1	1	0	1	0	0	0	0	0	2	50.0
PAUL BISSONNETTE	1	1	0	1	1	0	0	0	1	1	100.0
ADRIAN AUCOIN	1	0	1	1	0	0	0	0	0	4	0.0
DAVID SCHLEMKO	1	0	1	1	0	0	0	0	0	0	0.0
KYLE CHIPCHURA	1	0	1	1	1	0	0	0	0	0	0.0
ROSTISLAV KLESLA	1	0	1	1	0	0	0	0	0	2	0.0
TAYLOR PYATT	1	0	0	0	1	0	0	0	0	5	0.0
OLIVER EKMAN-LARSSON	1	0	0	0	0	0	0	0	0	0	0.0
RAY WHITNEY	1	0	0	0	0	0	0	0	0	0	0.0
MIKKEL BOEDKER	1	0	0	0	-1	0	0	0	0	2	0.0
CAL O'REILLY	1	0	0	0	0	0	0	0	0	1	0.0
MARTIN HANZAL	1	0	0	0	2	0	0	0	0	2	0.0
LAURI KORPIKOSKI	1	0	0	0	0	0	0	0	0	1	0.0
BOYD GORDON	1	0	0	0	-1	0	0	0	0	2	0.0
RAFFI TORRES	1	0	0	0	1	7	0	0	0	0	0.0

SABRES

PLAYER	GP	G	A	P	+/-	PIM	PP	SH	GW	S	S%
JORDAN LEOPOLD	1	0	2	2	0	0	0	0	0	3	0.0
LUKE ADAM	1	1	0	1	1	0	0	0	0	2	50.0
PATRICK KALETA	1	1	0	1	1	2	0	0	0	3	33.3
PAUL GAUSTAD	1	0	1	1	0	0	0	0	0	3	0.0
NATHAN GERBE	1	0	1	1	1	0	0	0	0	2	0.0
JASON POMINVILLE	1	0	0	0	-2	0	0	0	0	3	0.0
DEREK ROY	1	0	0	0	-2	0	0	0	0	1	0.0
BRAD BOYES	1	0	0	0	-1	0	0	0	0	5	0.0
ROBYN REGEHR	1	0	0	0	0	5	0	0	0	0	0.0
TYLER MYERS	1	0	0	0	-1	0	0	0	0	1	0.0
VILLE LEINO	1	0	0	0	-2	0	0	0	0	0	0.0
COREY TROPP	1	0	0	0	1	0	0	0	0	3	0.0
MARC-ANDRE GRAGNANI	1	0	0	0	-1	0	0	0	0	1	0.0
ANDREJ SEKERA	1	0	0	0	-2	2	0	0	0	1	0.0
DREW STAFFORD	1	0	0	0	-3	0	0	0	0	5	0.0
THOMAS VANEK	1	0	0	0	-2	0	0	0	0	5	0.0
MATT ELLIS	1	0	0	0	1	0	0	0	0	2	0.0
CHRISTIAN EHRHOFF	1	0	0	0	0	0	0	0	0	5	0.0

Power-play: 0-2 (0%) / Penalty Killing: 1-1 (100%)

Power-play: 0-1 (0%) / Penalty Killing: 2-2 (100%)

GOALTENDING

COYOTES

Player	GP	Min	GA	GAA	SO	W	L	OT	SA	SV%
MIKE SMITH	1	60	2	2.00	0	1	0	0	45	.956

SABRES

Player	GP	Min	GA	GAA	SO	W	L	OT	SA	SV%
JHONAS ENROTH	1	59	3	3.05	0	0	1	0	28	.893

GOALS BY PERIOD

COYOTES					SABRES				
1	2	3	OT	TOT	1	2	3	OT	TOT
1	2	1	-	4	1	1	0	-	2

SHOTS BY PERIOD

COYOTES					SABRES				
1	2	3	OT	TOT	1	2	3	OT	TOT
8	15	6	-	29	16	14	15	-	45

CALGARY FLAMES

2011-12 SEASON SERIES – WON: 2 LOST: 2 OT: 0


AT PHOENIX					Attend	W/L	Goaltenders		W Goal
Feb 9, 2012*	Coyotes	2	Flames	1	10,048	W	Mike Smith/Leland Irving		Shane Doan
Mar 1, 2012	Coyotes	2	Flames	4	10,989	L	Mike Smith/Miikka Kiprusoff		Olli Jokinen
AT CALGARY					Attend	W/L	Goaltenders		W Goal
Feb 23, 2012**	Coyotes	4	Flames	3	19,289	W	Mike Smith/Miikka Kiprusoff		Ray Whitney
Mar 15, 2012	Coyotes	1	Flames	4	19,289	L	Mike Smith/Miikka Kiprusoff		Jarome Iginla

*Overtime result **Shootout result

LAST TIME VS THE FLAMES...

Last Home Win:	February 9, 2012 (2-1 OT)
Last Home Loss:	March 1, 2012 (4-2)
Last Home Tie:	February 2, 1999 (2-2)
Last Road Win:	February 23, 2012 (4-3 SO)
Last Road Loss:	March 15, 2012 (4-1)
Last Road Tie:	October 24, 2000 (2-2)

INDIVIDUAL SCORING

COYOTES													
PLAYER	GP	G	A	P	+/-	PIM	PP	SH	GW	S	S%		
RAY WHITNEY	4	1	3	4	1	0	0	0	0	11	9.1		
OLIVER EKMAN-LARSSON	4	1	2	3	1	2	0	0	0	12	8.3		
SHANE DOAN	4	2	0	2	-1	6	1	0	1	10	20.0		
KEITH YANDLE	4	0	2	2	-3	8	0	0	0	6	0.0		
ROSTISLAV KLESLA	2	0	2	2	0	0	0	0	0	2	0.0		
RADIM VRBATA	3	0	2	2	2	2	0	0	0	8	0.0		
MICHAL ROZSIVAL	4	1	0	1	-1	2	0	0	0	8	12.5		
DAYMOND LANGKOW	4	1	0	1	0	0	0	0	0	6	16.7		
RAFFI TORRES	4	1	0	1	-2	0	1	0	0	7	14.3		
TAYLOR PYATT	4	1	0	1	-2	2	0	0	0	6	16.7		
MIKKEL BOEDKER	4	0	1	1	0	0	0	0	0	1	0.0		
MARTIN HANZAL	3	0	1	1	1	0	0	0	0	8	0.0		
KYLE CHIPCHURA	1	0	1	1	1	0	0	0	0	2	0.0		
DEREK MORRIS	2	0	0	0	-2	0	0	0	0	3	0.0		
DAVID SCHLEMKO	1	0	0	0	0	0	0	0	0	0	0.0		
CHRIS SUMMERS	2	0	0	0	-1	0	0	0	0	2	0.0		
ADRIAN AUCOIN	3	0	0	0	-2	0	0	0	0	5	0.0		
GILBERT BRULE	2	0	0	0	1	0	0	0	0	3	0.0		
LAURI KORPIKOSKI	4	0	0	0	-6	0	0	0	0	5	0.0		
PAUL BISSONNETTE	3	0	0	0	-1	10	0	0	0	3	0.0		
MARC POULIOT	1	0	0	0	0	0	0	0	0	3	0.0		
BOYD GORDON	4	0	0	0	-4	0	0	0	0	6	0.0		
ANTOINE VERMETTE	3	0	0	0	-2	2	0	0	0	4	0.0		
MICHAEL STONE	2	0	0	0	1	0	0	0	0	2	0.0		

FLAMES													
PLAYER	GP	G	A	P	+/-	PIM	PP	SH	GW	S	S%		
ALEX TANGUAY	4	2	3	5	5	0	0	1	0	4	50.0		
JAROME IGINLA	4	2	2	4	1	0	1	0	1	8	25.0		
OLLI JOKINEN	4	3	0	3	0	6	1	0	1	10	30.0		
MATT STAJAN	4	2	1	3	1	2	0	0	0	8	25.0		
SCOTT HANNAN	4	0	3	3	3	0	0	0	0	3	0.0		
MARK GIORDANO	4	0	3	3	2	4	0	0	0	7	0.0		
CURTIS GLENCROSS	3	1	1	2	0	2	0	1	0	4	25.0		
MICHAEL CAMMALLERI	3	1	1	2	2	0	0	0	0	4	25.0		
CORY SARICH	4	0	2	2	0	2	0	0	0	1	0.0		
SVEN BAERTSCHI	1	1	0	1	1	0	0	0	0	3	33.3		
GREG NEMISZ	1	0	0	1	0	0	0	0	0	0	0.0		
TOM KOSTOPOULOS	4	0	0	0	0	0	0	0	0	7	0.0		
MIKAEL BACKLUND	1	0	0	0	0	4	0	0	0	1	0.0		
DEREK SMITH	3	0	0	0	-1	0	0	0	0	1	0.0		
BLAIR JONES	1	0	0	0	0	0	0	0	0	2	0.0		
CHRIS BUTLER	1	0	0	0	0	10	0	0	0	1	0.0		
BLAKE COMEAU	4	0	0	0	1	0	0	0	0	7	0.0		
GUILLAUME DESBIENS	1	0	0	0	0	5	0	0	0	0	0.0		
ANTON BABCHUK	1	0	0	0	0	0	0	0	0	1	0.0		
JAY BOUWMEESTER	4	0	0	0	1	2	0	0	0	3	0.0		
DAVID MOSS	2	0	0	0	-1	0	0	0	0	7	0.0		
ROMAN HORAK	3	0	0	0	0	0	0	0	0	3	0.0		
TIM JACKMAN	3	0	0	0	-1	7	0	0	0	7	0.0		
TJ BRODIE	3	0	0	0	3	4	0	0	0	0	0.0		
KRYSTOFER KOLANOS	2	0	0	0	0	0	0	0	0	5	0.0		
LANCE BOUMA	3	0	0	0	-1	2	0	0	0	1	0.0		

Power-play: 2-14 (14.3%) / Penalty Killing: 8-10 (80%)

Power-play: 2-10 (20%) / Penalty Killing: 12-14 (85.7%)

GOALTENDING

COYOTES										
Player	GP	Min	GA	GAA	SO	W	L	OT	SA	SV%
MIKE SMITH	4	247	11	2.66	0	2	2	0	97	.887

FLAMES										
Player	GP	Min	GA	GAA	SO	W	L	OT	SA	SV%
MIKKA KIPRUSOFF	3	184	6	1.95	0	2	0	1	88	.932
LELAND IRVING	1	63	2	1.90	0	0	0	1	35	.943

GOALS BY PERIOD

COYOTES					FLAMES				
1	2	3	OT	TOT	1	2	3	OT	TOT
1	5	1	1	8	6	2	4	0	12

SHOTS BY PERIOD

COYOTES					FLAMES				
1	2	3	OT	TOT	1	2	3	OT	TOT
35	39	44	5	123	39	24	33	2	98



CAROLINA HURRICANES

2011-12 SEASON SERIES – WON: 1 LOST: 0 OT: 0

LAST TIME VS THE HURRICANES...

Last Home Win: December 3, 2005 (8-4)
 Last Home Loss: October 23, 2010 (4-3 OT)
 Last Home Tie: March 15, 1999 (5-5)
 Last Road Win: December 21, 2011 (4-3)
 Last Road Loss: November 21, 2008 (5-2)
 Last Road Tie: December 5, 1997 (2-2)

AT CAROLINA

Dec 21, 2011 Coyotes 4 Hurricanes 3 15,848 W Jason LaBarbera/Cam Ward Lauri Korpikoski

INDIVIDUAL SCORING

COYOTES

PLAYER	GP	G	A	P	+/-	PIM	PP	SH	GW	S	S%
LAURI KORPIKOSKI	1	1	1	2	2	0	0	0	1	2	50
RAY WHITNEY	1	1	1	2	1	0	1	0	0	1	100
ROSTISLAV KLESLA	1	1	0	1	0	0	0	0	0	3	33.3
CAL O'REILLY	1	1	0	1	0	0	0	0	0	1	100
MARTIN HANZAL	1	0	1	1	-1	2	0	0	0	1	0
KYLE CHIPCHURA	1	0	1	1	0	0	0	0	0	0	0
DEREK MORRIS	1	0	1	1	0	4	0	0	0	3	0
DAVID RUNDLAD	1	0	1	1	-1	0	0	0	0	0	0
DAYMOND LANGKOW	1	0	1	1	0	0	0	0	0	0	0
OLIVER EKMAN-LARSSON	1	0	1	1	-1	0	0	0	0	1	0
KEITH YANDLE	1	0	0	0	1	0	0	0	0	1	0
BOYD GORDON	1	0	0	0	0	2	0	0	0	2	0
RAFFI TORRES	1	0	0	0	0	0	0	0	0	0	0
RADIM VRBATA	1	0	0	0	-1	0	0	0	0	1	0
TAYLOR PYATT	1	0	0	0	0	0	0	0	0	2	0
SHANE DOAN	1	0	0	0	0	0	0	0	0	1	0
MIKKEL BOEDKER	1	0	0	0	-1	0	0	0	0	0	0
DAVID SCHLEMKO	1	0	0	0	0	0	0	0	0	0	0

HURRICANES

PLAYER	GP	G	A	P	+/-	PIM	PP	SH	GW	S	S%
ANDREAS NODL	1	1	0	1	1	0	0	0	0	1	100.0
JIRI TLUSTY	1	1	0	1	1	0	0	0	0	1	100.0
TUOMO RUUTU	1	1	0	1	1	0	0	0	0	4	25.0
JUSSI JOKINEN	1	0	1	1	1	2	0	0	0	0	0.0
JAY HARRISON	1	0	1	1	1	2	0	0	0	8	0.0
JAROSLAV SPACEK	1	0	1	1	0	0	0	0	0	0	0.0
JUSTIN FAULK	1	0	1	1	0	0	0	0	0	1	0.0
ALEXEI PONIKAROVSKY	1	0	1	1	1	0	0	0	0	3	0.0
ANTHONY STEWART	1	0	0	0	1	0	0	0	0	3	0.0
ERIC STAAL	1	0	0	0	-3	0	0	0	0	3	0.0
PATRICK DWYER	1	0	0	0	1	0	0	0	0	1	0.0
CHAD LAROSE	1	0	0	0	-2	0	0	0	0	5	0.0
TIM GLEASON	1	0	0	0	-1	0	0	0	0	1	0.0
DRAYSON BOWMAN	1	0	0	0	-1	0	0	0	0	3	0.0
BRYAN ALLEN	1	0	0	0	0	0	0	0	0	1	0.0
BRANDON SUTTER	1	0	0	0	0	0	0	0	0	0	0.0
RILEY NASH	1	0	0	0	0	0	0	0	0	0	0.0
JAMIE MCBAIN	1	0	0	0	0	0	0	0	0	2	0.0

Power-play: 1-1 (100%) / Penalty Killing: 3-3 (100%)

Power-play: 0-3 (0%) / Penalty Killing: 0-1 (0%)

GOALTENDING

COYOTES

Player	GP	Min	GA	GAA	SO	W	L	OT	SA	SV%
JASON LABARBERA	1	60	3	3.00	0	1	0	0	37	.919

HURRICANES

Player	GP	Min	GA	GAA	SO	W	L	OT	SA	SV%
CAM WARD	1	58	4	4.08	0	0	1	0	19	.789

GOALS BY PERIOD

COYOTES

1	2	3	OT	TOT
1	1	2	-	4

HURRICANES

1	2	3	OT	TOT
1	2	0	-	3

SHOTS BY PERIOD

COYOTES

1	2	3	OT	TOT
8	6	5	-	19

HURRICANES

1	2	3	OT	TOT
14	12	11	-	37

CHICAGO BLACKHAWKS

2011-12 SEASON SERIES – WON: 3 LOST: 1 OT: 0



AT PHOENIX					Attend	W/L	Goaltenders	W Goal
Oct 18, 2011	Coyotes	2	Blackhawks	5	11,051	L	Jason LaBarbera/Corey Crawford	Jamal Mayers
Feb 11, 2012	Coyotes	3	Blackhawks	0	17,353	W	Mike Smith/Ray Emery	Radim Vrbata
AT CHICAGO					Attend	W/L	Goaltenders	W Goal
Nov 29, 2011	Coyotes	4	Blackhawks	1	21,183	W	Mike Smith/Corey Crawford	Shane Doan
Dec 5, 2011**	Coyotes	4	Blackhawks	3	21,079	W	Mike Smith/Ray Emery	Oliver Ekman-Larsson

**Shootout result

LAST TIME VS THE BLACKHAWKS...

Last Home Win:	February 11, 2012 (3-0)
Last Home Loss:	October 18, 2011 (5-2)
Last Home Tie:	October 28, 2003 (2-2)
Last Road Win:	December 5, 2011 (4-3 SO)
Last Road Loss:	February 27, 2011 (4-3 SO)
Last Road Tie:	March 21, 2004 (2-2)

INDIVIDUAL SCORING

COYOTES												
PLAYER	GP	G	A	P	+/-	PIM	PP	SH	GW	S	S%	
RAY WHITNEY	4	2	4	6	4	2	0	0	0	6	33.3	
RADIM VRBATA	4	3	1	4	4	2	0	0	1	11	27.3	
DAYMOND LANGKOW	4	1	2	3	0	2	0	0	0	5	20.0	
SHANE DOAN	4	1	1	2	-3	2	0	0	1	4	25.0	
RAFFI TORRES	4	1	1	2	2	2	0	0	0	6	16.7	
MIKKEL BOEDKER	4	0	2	2	2	0	0	0	0	4	0.0	
DAVID SCHLEMKO	3	0	2	2	4	0	0	0	0	4	0.0	
GILBERT BRULE	1	0	2	2	2	0	0	0	0	1	0.0	
TAYLOR PYATT	4	1	0	1	-1	2	0	0	0	4	25.0	
KEITH YANDLE	4	1	0	1	2	0	0	0	0	7	14.3	
KYLE CHIPCHURA	3	1	0	1	0	12	0	0	0	4	25.0	
BOYD GORDON	4	1	0	1	1	0	0	0	0	6	16.7	
ROSTISLAV KLESLA	3	0	1	1	4	2	0	0	0	4	0.0	
ADRIAN AUCCOIN	4	0	1	1	3	8	0	0	0	6	0.0	
MARTIN HANZAL	4	0	1	1	4	2	0	0	0	6	0.0	
LAURI KORPIKOSKI	4	0	1	1	1	2	0	0	0	5	0.0	
OLIVER EKMAN-LARSSON	4	0	0	0	0	0	0	0	0	7	0.0	
MICHAL ROZSIVAL	1	0	0	0	0	0	0	0	0	1	0.0	
KYLE TURRIS	1	0	0	0	0	0	0	0	0	1	0.0	
DEREK MORRIS	4	0	0	0	-3	0	0	0	0	0	0.0	
CHRIS SUMMERS	1	0	0	0	0	0	0	0	0	0	0.0	
PETTERI NOKELAINEN	1	0	0	0	-1	0	0	0	0	0	0.0	
PAUL BISSONNETTE	1	0	0	0	0	0	0	0	0	2	0.0	
PATRICK O'SULLIVAN	1	0	0	0	0	0	0	0	0	0	0.0	

BLACKHAWKS												
PLAYER	GP	G	A	P	+/-	PIM	PP	SH	GW	S	S%	
JONATHAN TOEWS	4	3	1	4	0	2	1	0	0	14	21.4	
PATRICK SHARP	4	1	3	4	-2	2	0	0	0	16	6.2	
PATRICK KANE	4	1	2	3	0	0	0	0	0	10	10.0	
DUNCAN KEITH	4	0	3	3	2	2	0	0	0	13	0.0	
MARIAN HOSSA	4	1	1	2	-2	2	1	0	0	9	11.1	
DAVE BOLLAND	4	1	1	2	0	0	0	1	0	7	14.3	
VIKTOR STALBERG	4	0	2	2	-1	0	0	0	0	9	0.0	
JAMAL MAYERS	4	1	0	1	-1	5	0	0	1	6	16.7	
BRYAN BICKELL	3	1	0	1	0	0	0	0	0	2	50.0	
ANDREW BRUNETTE	4	0	1	1	-3	0	0	0	0	6	0.0	
MICHAEL FROLIK	3	0	1	1	0	0	0	0	0	7	0.0	
DANIEL CARCILLO	3	0	1	1	1	6	0	0	0	3	0.0	
BRENT SEABROOK	4	0	0	0	-1	0	0	0	0	8	0.0	
ANDREW SHAW	1	0	0	0	0	5	0	0	0	0	0.0	
STEVE MONTADOR	3	0	0	0	-1	0	0	0	0	5	0.0	
MARCUS KRUGER	4	0	0	0	-4	0	0	0	0	2	0.0	
NICK LEDDY	4	0	0	0	-3	0	0	0	0	6	0.0	
DYLAN OLSEN	1	0	0	0	-2	0	0	0	0	0	0.0	
BEN SMITH	1	0	0	0	-2	0	0	0	0	3	0.0	
BRENDAN MORRISON	1	0	0	0	-1	2	0	0	0	1	0.0	
SEAN O'DONNELL	4	0	0	0	-1	2	0	0	0	2	0.0	
NIKLAS HJALMARSSON	3	0	0	0	-4	0	0	0	0	4	0.0	
SAMI LEPISTO	1	0	0	0	-1	0	0	0	0	0	0.0	

Power-play: 0-7 (0%) / Penalty Killing: 10-12 (83.3%)

Power-play: 2-12 (16.7%) / Penalty Killing: 7-7 (100%)

GOALTENDING

COYOTES											
Player	GP	Min	GA	GAA	SO	W	L	OT	SA	SV%	
MIKE SMITH	3	185	4	1.30	1	3	0	0	98	.959	
JASON LABARBERA	1	60	5	5.00	0	0	1	0	35	.857	

BLACKHAWKS											
Player	GP	Min	GA	GAA	SO	W	L	OT	SA	SV%	
COREY CRAWFORD	3	126	9	4.28	0	1	1	0	53	.830	
RAY EMERY	3	118	3	1.52	2	0	1	1	41	.927	

GOALS BY PERIOD

COYOTES					BLACKHAWKS				
1	2	3	OT	TOT	1	2	3	OT	TOT
5	5	2	0	12	1	5	3	0	9

SHOTS BY PERIOD

COYOTES					BLACKHAWKS				
1	2	3	OT	TOT	1	2	3	OT	TOT
40	29	24	1	94	43	46	44	0	133



COLORADO AVALANCHE

2011-12 SEASON SERIES – WON: 3 LOST: 1 OT: 0

LAST TIME VS THE AVALANCHE...

Last Home Win: March 22, 2012 (3-2)
 Last Home Loss: April 1, 2011 (4-3 SO)
 Last Home Tie: November 17, 2002 (4-4)
 Last Road Win: November 2, 2011 (4-1)
 Last Road Loss: December 29, 2011 (3-2)
 Last Road Tie: March 10, 2002 (2-2)

AT PHOENIX

AT PHOENIX				Attend	W/L	Goaltenders	W Goal
Jan 16, 2012	Coyotes	6	Avalanche	1 12,757	W	Mike Smith/Semyon Varlamov	Shane Doan
Mar 22, 2012	Coyotes	3	Avalanche	2 14,938	W	Mike Smith/Semyon Varlamov	Raffi Torres

AT COLORADO

AT COLORADO				Attend	W/L	Goaltenders	W Goal
Nov 2, 2011	Coyotes	4	Avalanche	1 12,141	W	Mike Smith/Semyon Varlamov	Radim Vrbata
Dec 29, 2011	Coyotes	2	Avalanche	3 17,389	L	Jason LaBarbera/Semyon Varlamov	Gabriel Landeskog

INDIVIDUAL SCORING

COYOTES

PLAYER	GP	G	A	P	+/-	PIM	PP	SH	GW	S	S%
LAURI KORPIKOSKI	1	1	1	2	2	0	0	0	1	2	50.0
RAY WHITNEY	1	1	1	2	1	0	1	0	0	1	100.0
ROSTISLAV KLESLA	1	1	0	1	0	0	0	0	0	3	33.3
CAL O'REILLY	1	1	0	1	0	0	0	0	0	1	100.0
MARTIN HANZAL	1	0	1	1	-1	2	0	0	0	1	0.0
KYLE CHIPCHURA	1	0	1	1	0	0	0	0	0	0	0.0
DEREK MORRIS	1	0	1	1	0	4	0	0	0	3	0.0
DAVID RUNDBLAD	1	0	1	1	-1	0	0	0	0	0	0.0
DAYMOND LANGKOW	1	0	1	1	0	0	0	0	0	0	0.0
OLIVER EKMAN-LARSSON	1	0	1	1	-1	0	0	0	0	1	0.0
KEITH YANDLE	1	0	0	0	1	0	0	0	0	1	0.0
BOYD GORDON	1	0	0	0	0	2	0	0	0	2	0.0
RAFFI TORRES	1	0	0	0	0	0	0	0	0	0	0.0
RADIM VRBATA	1	0	0	0	-1	0	0	0	0	1	0.0
TAYLOR PYATT	1	0	0	0	0	0	0	0	0	2	0.0
SHANE DOAN	1	0	0	0	0	0	0	0	0	1	0.0
MIKKEL BOEDKER	1	0	0	0	-1	0	0	0	0	0	0.0
DAVID SCHLEMKO	1	0	0	0	0	0	0	0	0	0	0.0

AVALANCHE

PLAYER	GP	G	A	P	+/-	PIM	PP	SH	GW	S	S%
RYAN O'REILLY	4	2	0	2	-2	0	0	0	0	11	18.2
CHUCK KOBASEW	3	1	1	2	0	2	0	0	0	5	20.0
GABRIEL LANDESKOG	4	1	1	2	0	2	0	0	1	11	9.1
PAUL STASTNY	4	1	1	2	1	6	0	0	0	17	5.9
SHANE O'BRIEN	3	0	2	2	0	2	0	0	0	3	0.0
STEFAN ELLIOTT	2	1	0	1	-1	0	0	0	0	10	10.0
KEVIN PORTER	2	1	0	1	-1	0	0	0	0	4	25.0
RYAN O'BYRNE	4	0	1	1	0	0	0	0	0	4	0.0
JAY MCCLEMENT	4	0	1	1	-3	0	0	0	0	4	0.0
T.J. GALIARDI	3	0	1	1	0	4	0	0	0	9	0.0
ERIK JOHNSON	3	0	1	1	-1	0	0	0	0	12	0.0
DANIEL WINNIK	3	0	1	1	-1	0	0	0	0	11	0.0
JAMIE MCGINN	1	0	1	1	0	0	0	0	0	9	0.0
STEVE DOWNIE	1	0	1	1	0	0	0	0	0	3	0.0
KYLE QUINCEY	3	0	1	1	-5	6	0	0	0	3	0.0
JAN HEJDA	4	0	0	0	-4	0	0	0	0	5	0.0
PETER MUELLER	2	0	0	0	-1	0	0	0	0	4	0.0
JOAKIM LINDSTROM	1	0	0	0	-2	0	0	0	0	3	0.0
DAVID VAN DER GULIK	1	0	0	0	-1	0	0	0	0	0	0.0
MILAN HEJDUK	4	0	0	0	-4	0	0	0	0	7	0.0
MATT DUCHENE	3	0	0	0	-3	0	0	0	0	2	0.0
RYAN WILSON	3	0	0	0	-2	2	0	0	0	4	0.0
CODY MCLEOD	4	0	0	0	-3	5	0	0	0	3	0.0
TYSON BARRIE	1	0	0	0	1	0	0	0	0	4	0.0
MARK OLVER	1	0	0	0	-1	4	0	0	0	0	0.0
DAVID JONES	3	0	0	0	-1	0	0	0	0	7	0.0
MATT HUNWICK	1	0	0	0	-2	0	0	0	0	0	0.0

Power-play: 1-14 (7.1%) / Penalty Killing: 11-11 (100%)

Power-play: 0-11 (0%) / Penalty Killing: 13-14 (92.9%)

GOALTENDING

COYOTES

Player	GP	Min	GA	GAA	SO	W	L	OT	SA	SV%
MIKE SMITH	3	180	4	1.33	0	3	0	0	120	.967
JASON LABARBERA	1	59	3	3.04	0	0	1	0	35	.914

AVALANCHE

Player	GP	Min	GA	GAA	SO	W	L	OT	SA	SV%
SEMYON VARLAMOV	4	238	14	3.52	0	1	3	0	112	.875

GOALS BY PERIOD

COYOTES

1	2	3	OT	TOT
6	5	4	-	15

AVALANCHE

1	2	3	OT	TOT
3	1	3	-	7

SHOTS BY PERIOD

COYOTES

1	2	3	OT	TOT
34	39	40	-	113

AVALANCHE

1	2	3	OT	TOT
45	62	48	-	155

COLUMBUS BLUE JACKETS

2011-12 SEASON SERIES – WON: 1 LOST: 3 OT: 0



AT PHOENIX					Attend	W/L	Goaltenders	W Goal
Mar 3, 2012	Coyotes	2	Blue Jackets	5	13,579	L	Mike Smith/Steve Mason	Nikita Nikitin
Apr 3, 2012	Coyotes	2	Blue Jackets	0	13,263	W	Mike Smith/Allen York	Boyd Gordon
AT COLUMBUS					Attend	W/L	Goaltenders	W Goal
Jan 13, 2012	Coyotes	3	Blue Jackets	4	14,119	L	Jason LaBarbera/Curtis Sanford	Derick Brassard
Mar 6, 2012	Coyotes	2	Blue Jackets	3	10,915	L	Jason LaBarbera/Steve Mason	Derek MacKenzie

LAST TIME VS THE BLUE JACKETS...

Last Home Win:	April 3, 2012 (2-0)
Last Home Loss:	March 3, 2012 (5-2)
Last Home Tie:	February 2, 2004 (3-3)
Last Road Win:	January 11, 2011 (4-3)
Last Road Loss:	March 6, 2012 (3-2)
Last Road Tie:	November 16, 2003 (2-2)

INDIVIDUAL SCORING

COYOTES												
PLAYER	GP	G	A	P	+/-	PIM	PP	SH	GW	S	S%	
LAURI KORPIKOSKI	4	2	3	5	0	0	0	0	0	5	40.0	
SHANE DOAN	4	0	3	3	-3	2	0	0	0	23	0.0	
RAY WHITNEY	4	1	1	2	-3	0	1	0	0	10	10.0	
BOYD GORDON	4	1	1	2	1	0	0	0	1	4	25.0	
RADIM VRBATA	4	1	1	2	0	0	0	0	0	15	6.7	
OLIVER EKMAN-LARSSON	4	0	2	2	2	4	0	0	0	10	0.0	
TAYLOR PYATT	4	0	2	2	0	5	0	0	0	3	0.0	
ANTOINE VERMETTE	3	1	0	1	-2	2	0	0	0	4	25.0	
ADRIAN AUCOIN	4	1	0	1	2	2	0	0	0	7	14.3	
KEITH YANDLE	4	1	0	1	-4	0	0	0	0	12	8.3	
GILBERT BRULE	4	1	0	1	-2	0	0	0	0	4	25.0	
MICHAL ROZSIVAL	4	0	1	1	-4	2	0	0	0	4	0.0	
DAVID RUNDBLAD	2	0	1	1	-3	0	0	0	0	5	0.0	
DAYMOND LANGKOW	4	0	1	1	0	0	0	0	0	4	0.0	
MIKKEL BOEDKER	4	0	1	1	-1	2	0	0	0	2	0.0	
DEREK MORRIS	2	0	0	0	3	6	0	0	0	4	0.0	
CHRIS SUMMERS	2	0	0	0	-2	5	0	0	0	1	0.0	
MARTIN HANZAL	3	0	0	0	-1	6	0	0	0	6	0.0	
KYLE CHIPCHURA	1	0	0	0	0	0	0	0	0	0	0.0	
MARC POULIOT	1	0	0	0	-2	0	0	0	0	1	0.0	
RAFFI TORRES	4	0	0	0	-1	2	0	0	0	4	0.0	
ROSTISLAV KLESILA	2	0	0	0	-1	2	0	0	0	1	0.0	

BLUE JACKETS												
PLAYER	GP	G	A	P	+/-	PIM	PP	SH	GW	S	S%	
DERICK BRASSARD	4	2	3	5	4	2	0	0	1	11	18.2	
RICK NASH	4	3	1	4	5	2	0	1	0	13	23.1	
JACK JOHNSON	3	1	2	3	4	0	0	0	0	12	8.3	
DEREK MACKENZIE	3	1	1	2	2	0	0	0	1	4	25.0	
R.J. UMBERGER	3	1	1	2	2	2	0	0	0	9	11.1	
NIKITA NIKITIN	4	1	1	2	0	2	0	0	1	7	14.3	
COLTON GILLIES	3	1	1	2	1	7	0	0	0	3	33.3	
DEREK DORSETT	4	0	2	2	3	11	0	0	0	13	0.0	
TOMAS KUBALIK	1	1	0	1	-1	0	0	0	0	2	50.0	
RYAN RUSSELL	4	1	0	1	0	2	0	0	0	5	20.0	
AARON JOHNSON	4	0	1	1	0	2	0	0	0	2	0.0	
FEDOR TYUTIN	3	0	1	1	1	2	0	0	0	8	0.0	
ANTOINE VERMETTE	1	0	1	1	0	0	0	0	0	1	0.0	
SAMMY PAHLSSON	1	0	1	1	1	0	0	0	0	0	0.0	
VINNY PROSPAL	4	0	1	1	2	0	0	0	0	8	0.0	
DAVID SAVARD	1	0	1	1	1	0	0	0	0	2	0.0	
JOHN MOORE	3	0	1	1	2	0	0	0	0	0	0.0	
MARK LETESTU	3	0	1	1	0	0	0	0	0	10	0.0	
BRETT LEBDA	3	0	0	0	-1	0	0	0	0	4	0.0	
DARRYL BOYCE	3	0	0	0	-2	0	0	0	0	2	0.0	
JAMES WISNIEWSKI	3	0	0	0	2	0	0	0	0	8	0.0	
RYAN JOHANSEN	2	0	0	0	-2	0	0	0	0	4	0.0	
JARED BOLL	2	0	0	0	-2	0	0	0	0	1	0.0	
DALTON PROUT	1	0	0	0	-1	0	0	0	0	0	0.0	
CAMERON ATKINSON	3	0	0	0	-1	2	0	0	0	10	0.0	
DANE BYERS	1	0	0	0	-1	0	0	0	0	2	0.0	
MARC METHOT	1	0	0	0	0	0	0	0	0	3	0.0	

Power-play: 1-11 (9.1%) / Penalty Killing: 15-15 (100%)

Power-play: 0-15 (0%) / Penalty Killing: 10-11 (90.9%)

GOALTENDING

COYOTES										
Player	GP	Min	GA	GAA	SO	W	L	OT	SA	SV%
MIKE SMITH	3	123	6	2.93	1	1	1	0	86	.930
JASON LABARBERA	2	113	5	2.64	0	0	2	0	57	.912

BLUE JACKETS										
Player	GP	Min	GA	GAA	SO	W	L	OT	SA	SV%
STEVE MASON	2	119	4	2.00	0	2	0	0	72	.944
CURTIS SANFORD	1	59	3	3.00	0	1	0	0	35	.914
ALLEN YORK	1	58	2	2.04	0	0	1	0	22	.909

GOALS BY PERIOD

COYOTES					BLUE JACKETS				
1	2	3	OT	TOT	1	2	3	OT	TOT
2	6	1	-	9	5	4	3	-	12

SHOTS BY PERIOD

COYOTES					BLUE JACKETS				
1	2	3	OT	TOT	1	2	3	OT	TOT
32	51	46	-	129	58	48	38	-	144



DALLAS STARS

2011-12 SEASON SERIES – WON: 3 LOST: 0 OT: 3

LAST TIME VS THE STARS...

Last Home Win: February 18, 2012 (2-1 OT)

Last Home Loss: October 25, 2011 (3-2 SO)

Last Home Tie: November 20, 2002 (2-2)

Last Road Win: February 7, 2012 (4-1)

Last Road Loss: March 20, 2012 (4-3 SO)

Last Road Tie: November 14, 2003 (3-3)

AT PHOENIX

					Attend	W/L	Goaltenders	W Goal
Oct 25, 2011**	Coyotes	2	Stars	3	6,948	L	Mike Smith/Kari Lehtonen	Trevor Daley
Nov 26, 2011	Coyotes	3	Stars	0	10,036	W	Mike Smith/Andrew Raycroft	Mikkel Boedker
Feb 18, 2012*	Coyotes	2	Stars	1	16,604	W	Mike Smith/Kari Lehtonen	Radim Vrbata

AT DALLAS

					Attend	W/L	Goaltenders	W Goal
Oct 10, 2011**	Coyotes	1	Stars	2	6,306	L	Mike Smith/Kari Lehtonen	Mike Ribeiro
Feb 7, 2012	Coyotes	4	Stars	1	11,162	W	Mike Smith/Kari Lehtonen	Radim Vrbata
Mar 20, 2012**	Coyotes	3	Stars	4	17,012	L	Mike Smith/Kari Lehtonen	Mike Ribeiro

*Overtime result **Shootout result

INDIVIDUAL SCORING

COYOTES

PLAYER	GP	G	A	P	+/-	PIM	PP	SH	GW	S	S%
RAY WHITNEY	6	2	5	7	4	0	1	0	0	17	11.8
RADIM VRBATA	5	3	2	5	4	0	1	0	2	19	15.8
DAYMOND LANGKOW	6	0	5	5	-1	0	0	0	0	9	0.0
SHANE DOAN	6	1	3	4	-2	9	1	0	0	16	6.2
KEITH YANDLE	6	1	3	4	4	8	0	0	0	23	4.3
LAURI KORPIKOSKI	6	1	3	4	3	2	0	0	0	16	6.2
RAFFI TORRES	6	2	0	2	0	16	0	0	0	8	25.0
MIKKEL BOEDKER	6	2	0	2	2	4	0	0	1	7	28.6
OLIVER EKMAN-LARSSON	6	1	1	2	0	0	0	1	0	9	11.1
TAYLOR PYATT	4	1	0	1	2	2	0	0	0	6	16.7
DEREK MORRIS	5	1	0	1	0	4	0	0	0	7	14.3
ANTOINE VERMETTE	1	0	1	1	1	2	0	0	0	3	0.0
ROSTISLAV KLESLA	5	0	1	1	0	19	0	0	0	7	0.0
MICHAL ROZSIVAL	3	0	1	1	4	2	0	0	0	3	0.0
MARTIN HANZAL	6	0	1	1	3	8	0	0	0	16	0.0
GILBERT BRULE	3	0	1	1	1	0	0	0	0	3	0.0
KYLE CHIPCHURA	4	0	1	1	0	4	0	0	0	3	0.0
PATRICK O'SULLIVAN	3	0	0	0	0	0	0	0	0	6	0.0
BOYD GORDON	6	0	0	0	2	0	0	0	0	11	0.0
ANDY MIELE	1	0	0	0	0	2	0	0	0	0	0.0
MICHAEL STONE	1	0	0	0	0	0	0	0	0	0	0.0
DAVID SCHLEMKO	4	0	0	0	2	0	0	0	0	8	0.0
CHRIS SUMMERS	1	0	0	0	0	2	0	0	0	0	0.0
ADRIAN AUCOIN	5	0	0	0	4	2	0	0	0	5	0.0
PETTERI NOKELAINEN	1	0	0	0	0	0	0	0	0	0	0.0
PAUL BISSONNETTE	2	0	0	0	0	0	0	0	0	0	0.0

STARS

PLAYER	GP	G	A	P	+/-	PIM	PP	SH	GW	S	S%
MICHAEL RYDER	6	4	1	5	0	0	2	0	0	19	21.1
LOUI ERIKSSON	6	2	3	5	-1	0	0	0	0	12	16.7
MIKE RIBEIRO	6	0	5	5	-3	0	0	0	0	12	0.0
SHELDON SOURAY	5	1	1	2	-2	2	1	0	0	18	5.6
STEVE OTT	6	0	2	2	-2	24	0	0	0	11	0.0
ADAM BURISH	5	1	0	1	1	2	0	0	0	7	14.3
BRENDEN MORROW	3	0	1	1	0	16	0	0	0	2	0.0
PHILIP LARSEN	5	0	1	1	-2	2	0	0	0	4	0.0
JAMIE BENN	5	0	1	1	1	0	0	0	0	17	0.0
ALEX GOLIGOSKI	5	0	0	0	0	0	0	0	0	14	0.0
MARK FISTRIC	4	0	0	0	-1	0	0	0	0	1	0.0
TREVOR DALEY	6	0	0	0	-1	16	0	0	0	13	0.0
VERNON FIDDLER	6	0	0	0	-2	6	0	0	0	6	0.0
RYAN GARBUTT	1	0	0	0	0	0	0	0	0	3	0.0
ADAM PARDY	2	0	0	0	-2	4	0	0	0	0	0.0
NICKLAS GROSSMAN	3	0	0	0	-3	0	0	0	0	4	0.0
ERIC NYSTROM	5	0	0	0	-3	0	0	0	0	10	0.0
STEPHANE ROBIDAS	6	0	0	0	-3	0	0	0	0	7	0.0
TOBY PETERSEN	3	0	0	0	-1	0	0	0	0	0	0.0
RADEK DVORAK	6	0	0	0	-3	0	0	0	0	5	0.0
TOMAS VINCOUR	4	0	0	0	-2	0	0	0	0	4	0.0
TOM WANDELL	5	0	0	0	-2	0	0	0	0	8	0.0
JACOB DOWELL	5	0	0	0	-2	2	0	0	0	2	0.0

Power-play: 3-22 (13.6%) / Penalty Killing: 21-24 (87.5%)

Power-play: 3-24 (12.5%) / Penalty Killing: 19-22 (86.4%)

GOALTENDING

COYOTES

Player	GP	Min	GA	GAA	SO	W	L	OT	SA	SV%
MIKE SMITH	6	375	8	1.28	1	3	0	3	180	.956

STARS

Player	GP	Min	GA	GAA	SO	W	L	OT	SA	SV%
KARI LEHTONEN	6	320	12	2.24	1	3	1	1	166	.928
ANDREW RAYCROFT	1	54	3	3.30	0	0	1	0	36	.917

GOALS BY PERIOD

COYOTES					STARS				
1	2	3	OT	TOT	1	2	3	OT	TOT
5	2	7	1	15	2	4	2	0	8

SHOTS BY PERIOD

COYOTES					STARS				
1	2	3	OT	TOT	1	2	3	OT	TOT
69	60	62	11	202	55	58	63	4	180

DETROIT RED WINGS

2011-12 SEASON SERIES – WON: 1 LOST: 1 OT: 2



AT PHOENIX					Attend	W/L	Goaltenders	W Goal
Jan 19, 2012**	Coyotes	2	Red Wings	3	15,067	L	Mike Smith/Jimmy Howard	Todd Bertuzzi
Feb 6, 2012	Coyotes	3	Red Wings	1	12,687	W	Mike Smith/Joey MacDonald	Martin Hanzal
AT DETROIT					Attend	W/L	Goaltenders	W Goal
Dec 8, 2011	Coyotes	2	Red Wings	5	20,066	L	Mike Smith/Jimmy Howard	Tomas Holmstrom
Jan 12, 2012**	Coyotes	2	Red Wings	3	20,066	L	Mike Smith/Jimmy Howard	Henrik Zetterberg

**Shootout result

LAST TIME VS THE RED WINGS...

Last Home Win:	February 6, 2012 (3-1)
Last Home Loss:	January 19, 2012 (3-2 SO)
Last Home Tie:	March 18, 2004 (1-1)
Last Road Win:	October 28, 2010 (4-2)
Last Road Loss:	January 12, 2012 (3-2 SO)
Last Road Tie:	January 16, 2004 (3-3)

INDIVIDUAL SCORING

COYOTES												
PLAYER	GP	G	A	P	+/-	PIM	PP	SH	GW	S	S%	
MARTIN HANZAL	3	3	0	3	-1	2	2	0	1	8	37.5	
RADIM VRBATA	4	2	1	3	-3	2	0	0	0	13	15.4	
RAY WHITNEY	4	0	3	3	-1	2	0	0	0	10	0.0	
KYLE CHIPCHURA	4	0	3	3	1	2	0	0	0	2	0.0	
SHANE DOAN	4	0	2	2	0	2	0	0	0	6	0.0	
TAYLOR PYATT	4	1	0	1	0	2	0	0	0	9	11.1	
GILBERT BRULE	3	1	0	1	2	2	0	0	0	5	20.0	
BOYD GORDON	4	1	0	1	0	0	0	1	0	4	25.0	
RAFFI TORRES	4	1	0	1	1	0	0	0	0	5	20.0	
CHRIS SUMMERS	1	0	1	1	0	0	0	0	0	0	0.0	
DAVID RUNDBLAD	1	0	1	1	2	0	0	0	0	0	0.0	
DEREK MORRIS	4	0	1	1	-3	2	0	0	0	3	0.0	
KEITH YANDLE	4	0	1	1	-3	0	0	0	0	9	0.0	
MICHAL ROZSIVAL	3	0	0	0	0	2	0	0	0	2	0.0	
MARC POULIOT	1	0	0	0	0	0	0	0	0	1	0.0	
DAYMOND LANGKOW	4	0	0	0	-2	2	0	0	0	6	0.0	
ROSTISLAV KLESILA	3	0	0	0	4	2	0	0	0	3	0.0	
ADRIAN AUCCOIN	3	0	0	0	0	0	0	0	0	5	0.0	
OLIVER EKMAN-LARSSON	4	0	0	0	-1	0	0	0	0	7	0.0	
MIKKEL BOEDKER	4	0	0	0	0	0	0	0	0	6	0.0	
KYLE TURRIS	1	0	0	0	-2	2	0	0	0	0	0.0	
DAVID SCHLEMKO	1	0	0	0	-1	2	0	0	0	1	0.0	
LAURI KORPIKOSKI	4	0	0	0	1	2	0	0	0	10	0.0	

RED WINGS												
PLAYER	GP	G	A	P	+/-	PIM	PP	SH	GW	S	S%	
PAVEL DATSYUK	4	0	6	6	2	4	0	0	0	6	0.0	
JOHAN FRANZEN	4	2	2	4	3	0	1	0	0	17	11.8	
VALTTERI FILPPULA	4	2	1	3	0	0	0	0	0	7	28.6	
IAN WHITE	4	1	2	3	3	4	0	0	0	14	7.1	
HENRIK ZETTERBERG	4	0	3	3	-1	2	0	0	0	12	0.0	
TODD BERTUZZI	3	2	0	2	2	0	0	0	0	5	40.0	
JIRI HUDLER	4	1	1	2	0	2	0	0	0	6	16.7	
TOMAS HOLMSTROM	4	1	0	1	-4	2	1	0	1	7	14.3	
DARREN HELM	4	1	0	1	1	0	0	0	0	7	14.3	
DAN CLEARY	4	0	1	1	2	4	0	0	0	8	0.0	
CHRIS CONNER	1	0	1	1	1	0	0	0	0	0	0.0	
JAKUB KINDL	4	0	1	1	-1	2	0	0	0	10	0.0	
BRAD STUART	3	0	0	0	2	2	0	0	0	2	0.0	
MIKE COMMODORE	1	0	0	0	0	0	0	0	0	1	0.0	
JAN MURSAK	1	0	0	0	0	0	0	0	0	3	0.0	
CORY EMMERTON	3	0	0	0	-2	0	0	0	0	1	0.0	
NICKLAS LIDSTROM	4	0	0	0	3	2	0	0	0	13	0.0	
JUSTIN ABDELKADER	4	0	0	0	-2	2	0	0	0	3	0.0	
DREW MILLER	4	0	0	0	-1	0	0	0	0	5	0.0	
JONATHAN ERICSSON	4	0	0	0	-2	0	0	0	0	4	0.0	
NIKLAS KRONWALL	4	0	0	0	-2	2	0	0	0	9	0.0	

Power-play: 2-13 (15.4%) / Penalty Killing: 14-16 (87.5%)

Power-play: 2-16 (12.5%) / Penalty Killing: 11-13 (84.6%)

GOALTENDING

COYOTES										
Player	GP	Min	GA	GAA	SO	W	L	OT	SA	SV%
MIKE SMITH	4	205	9	2.63	0	1	1	2	119	.924
JASON LABARBERA	1	44	1	1.35	0	0	0	0	21	.952

RED WINGS										
Player	GP	Min	GA	GAA	SO	W	L	OT	SA	SV%
JIMMY HOWARD	3	190	6	1.89	0	3	0	0	92	.935
JOEY MACDONALD	1	59	2	2.03	0	0	1	0	22	.909

GOALS BY PERIOD

COYOTES					RED WINGS				
1	2	3	OT	TOT	1	2	3	OT	TOT
3	3	3	0	9	6	3	1	0	10

SHOTS BY PERIOD

COYOTES					RED WINGS				
1	2	3	OT	TOT	1	2	3	OT	TOT
40	33	37	5	115	43	47	46	4	140



EDMONTON OILERS

2011-12 SEASON SERIES – WON: 4 LOST: 0 OT: 0

LAST TIME VS THE OILERS...

Last Home Win:	December 15, 2011 (4-2)
Last Home Loss:	January 25, 2011 (4-3)
Last Home Tie:	December 12, 2003 (3-3)
Last Road Win:	March 18, 2012 (3-2 SO)
Last Road Loss:	November 23, 2009 (4-0)
Last Road Tie:	January 26, 2001 (1-1)

AT PHOENIX

Nov 5, 2011	Coyotes	4	Oilers	2
Dec 15, 2011	Coyotes	4	Oilers	2

Attend W/L Goaltenders

W Goal

13,381	W	Mike Smith/Devan Dubnyk	Boyd Gordon
9,397	W	Mike Smith/Devan Dubnyk	Shane Doan

AT EDMONTON

Feb 25, 2012	Coyotes	3	Oilers	1
Mar 18, 2012**	Coyotes	3	Oilers	2

Attend W/L Goaltenders

W Goal

16,839	W	Mike Smith/Devan Dubnyk	Ray Whitney
16,839	W	Mike Smith/Devan Dubnyk	Ray Whitney

**Shootout result

INDIVIDUAL SCORING

COYOTES

PLAYER	GP	G	A	P	+/-	PIM	PP	SH	GW	S	S%
RAY WHITNEY	4	3	3	6	6	2	0	0	1	15	20.0
RADIM VRBATA	4	1	3	4	5	2	0	0	0	10	10.0
MARTIN HANZAL	3	0	4	4	3	4	0	0	0	5	0.0
OLIVER EKMAN-LARSSON	4	2	1	3	1	0	0	0	0	6	33.3
SHANE DOAN	4	2	0	2	2	0	0	0	1	15	13.3
BOYD GORDON	4	1	1	2	2	2	0	0	1	6	16.7
ADRIAN AUCCOIN	3	1	1	2	4	0	1	0	0	2	50.0
KEITH YANDLE	4	0	2	2	4	9	0	0	0	12	0.0
LAURI KORPIKOSKI	4	1	0	1	3	0	0	0	0	10	10.0
RAFFI TORRES	4	1	0	1	0	0	0	0	0	7	14.3
DAYMOND LANGKOW	4	1	0	1	1	0	0	0	0	12	8.3
PATRICK O'SULLIVAN	1	0	1	1	0	0	0	0	0	1	0.0
GILBERT BRULE	1	0	1	1	1	0	0	0	0	2	0.0
MICHAL ROZSIVAL	3	0	1	1	0	0	0	0	0	4	0.0
MIKKEL BOEDKER	4	0	1	1	-2	0	0	0	0	6	0.0
CAL O'REILLY	2	0	1	1	-1	0	0	0	0	0	0.0
KYLE CHIPCHURA	2	0	0	0	0	0	0	0	0	1	0.0
MICHAEL STONE	1	0	0	0	0	0	0	0	0	0	0.0
ROSTISLAV KLESLA	2	0	0	0	1	0	0	0	0	1	0.0
PAUL BISSONNETTE	1	0	0	0	0	5	0	0	0	0	0.0
ANTOINE VERMETTE	2	0	0	0	2	0	0	0	0	3	0.0
TAYLOR PYATT	4	0	0	0	-1	0	0	0	0	4	0.0
CHRIS SUMMERS	2	0	0	0	0	2	0	0	0	2	0.0
DEREK MORRIS	2	0	0	0	1	0	0	0	0	6	0.0
DAVID SCHLEMKO	3	0	0	0	3	0	0	0	0	4	0.0

OILERS

PLAYER	GP	G	A	P	+/-	PIM	PP	SH	GW	S	S%
RYAN NUGENT-HOPKINS	4	2	1	3	-2	0	0	0	0	10	20.0
TAYLOR HALL	3	2	1	3	-2	0	2	0	0	10	20.0
JORDAN EBERLE	4	1	2	3	-5	0	0	0	0	10	10.0
ALES HEMSKY	3	1	1	2	2	0	0	0	0	9	11.1
RYAN SMYTH	4	0	2	2	-4	2	0	0	0	6	0.0
THEO PECKHAM	3	1	0	1	-2	0	0	0	0	3	33.3
RYAN JONES	3	0	1	1	-2	2	0	0	0	9	0.0
LADISLAV SMID	4	0	1	1	-3	4	0	0	0	2	0.0
RYAN WHITNEY	3	0	1	1	-2	0	0	0	0	3	0.0
MAGNUS PAAJARVI	2	0	1	1	0	0	0	0	0	3	0.0
COLTEN TEUBERT	1	0	1	1	1	0	0	0	0	1	0.0
JEFF PETRY	4	0	1	1	-3	2	0	0	0	7	0.0
COREY POTTER	4	0	0	0	-3	0	0	0	0	4	0.0
BEN EAGER	3	0	0	0	-1	2	0	0	0	5	0.0
TOM GILBERT	3	0	0	0	-2	0	0	0	0	3	0.0
ANTON LANDER	2	0	0	0	-1	2	0	0	0	1	0.0
DARCY HORDICHUK	2	0	0	0	0	5	0	0	0	1	0.0
TEEMU HARTIKAINEN	1	0	0	0	1	0	0	0	0	4	0.0
NICK SCHULTZ	1	0	0	0	0	0	0	0	0	1	0.0
SHAWN HORCOFF	4	0	0	0	-3	0	0	0	0	0	0.0
ANDY SUTTON	1	0	0	0	1	0	0	0	0	0	0.0
LINUS OMARK	1	0	0	0	0	0	0	0	0	1	0.0
ERIC BELANGER	4	0	0	0	-1	2	0	0	0	8	0.0
SAM GAGNER	4	0	0	0	-3	0	0	0	0	1	0.0
LENNART PETRELL	4	0	0	0	-2	5	0	0	0	4	0.0

Power-play: 1-8 (12.5%) / Penalty Killing: 6-8 (75%)

Power-play: 2-8 (25%) / Penalty Killing: 7-8 (87.5%)

GOALTENDING

COYOTES

Player	GP	Min	GA	GAA	SO	W	L	OT	SA	SV%
MIKE SMITH	4	244	7	1.72	0	4	0	0	106	.934

OILERS

Player	GP	Min	GA	GAA	SO	W	L	OT	SA	SV%
DEVAN DUBNYK	4	240	12	3.00	0	0	3	1	133	.910

GOALS BY PERIOD

COYOTES					OILERS				
1	2	3	OT	TOT	1	2	3	OT	TOT
3	3	7	0	13	0	3	4	0	7

SHOTS BY PERIOD

COYOTES					OILERS				
1	2	3	OT	TOT	1	2	3	OT	TOT
47	47	39	6	134	34	33	38	1	106

FLORIDA PANTHERS

2011-12 SEASON SERIES – WON: 1 LOST: 0 OT: 0



AT FLORIDA	Attend	W/L	Goaltenders	W Goal
Dec 20, 2011 Coyotes 2 Panthers 1	17,711	W	Mike Smith/Jose Theodore	Radim Vrbata

LAST TIME VS THE PANTHERS...

Last Home Win:	November 8, 2008 (4-1)
Last Home Loss:	December 4, 2010 (2-1 SO)
Last Home Tie:	November 22, 2002 (3-3)
Last Road Win:	December 20, 2011 (2-1)
Last Road Loss:	February 10, 2007 (5-2)
Last Road Tie:	None

INDIVIDUAL SCORING

COYOTES PLAYER	GP	G	A	P	+/-	PIM	PP	SH	GW	S	S%
RAY WHITNEY	1	1	1	2	0	0	1	0	0	3	33.3
RADIM VRBATA	1	1	1	2	0	0	1	0	1	3	33.3
OLIVER EKMAN-LARSSON	1	0	1	1	-1	0	0	0	0	0	0.0
KEITH YANDLE	1	0	1	1	0	0	0	0	0	0	0.0
TAYLOR PYATT	1	0	0	0	-1	0	0	0	0	2	0.0
MICHAL ROZSIVAL	1	0	0	0	0	2	0	0	0	2	0.0
DEREK MORRIS	1	0	0	0	-1	0	0	0	0	0	0.0
SHANE DOAN	1	0	0	0	0	2	0	0	0	1	0.0
DAYMOND LANGKOW	1	0	0	0	0	0	0	0	0	2	0.0
MIKKEL BOEDKER	1	0	0	0	0	0	0	0	0	1	0.0
DAVID SCHLEMKO	1	0	0	0	0	2	0	0	0	3	0.0
CAL O'REILLY	1	0	0	0	0	0	0	0	0	0	0.0
MARTIN HANZAL	1	0	0	0	0	2	0	0	0	0	0.0
LAURI KORPIKOSKI	1	0	0	0	-1	0	0	0	0	0	0.0
KYLE CHIPCHURA	1	0	0	0	0	0	0	0	0	1	0.0
BOYD GORDON	1	0	0	0	-1	0	0	0	0	1	0.0
RAFFI TORRES	1	0	0	0	0	0	0	0	0	1	0.0
ROSTISLAV KLESIA	1	0	0	0	0	0	0	0	0	2	0.0

PANTHERS PLAYER	GP	G	A	P	+/-	PIM	PP	SH	GW	S	S%
BRIAN CAMPBELL	1	1	0	1	1	0	0	0	0	4	25.0
JASON GARRISON	1	0	1	1	1	0	0	0	0	2	0.0
KRIS VERSTEEG	1	0	1	1	1	2	0	0	0	3	0.0
MIKAEL SAMUELSSON	1	0	0	0	0	0	0	0	0	2	0.0
KRYSTOPHER BARCH	1	0	0	0	0	0	0	0	0	0	0.0
MATT BRADLEY	1	0	0	0	0	2	0	0	0	0	0.0
MARCO STURM	1	0	0	0	0	2	0	0	0	1	0.0
ERIK GUDBRANSON	1	0	0	0	0	2	0	0	0	1	0.0
ED JOVANOVSKI	1	0	0	0	0	0	0	0	0	1	0.0
DMITRY KULIKOV	1	0	0	0	0	2	0	0	0	1	0.0
SHAWN MATTHIAS	1	0	0	0	1	2	0	0	0	3	0.0
BILL THOMAS	1	0	0	0	0	0	0	0	0	1	0.0
TIM KENNEDY	1	0	0	0	0	0	0	0	0	1	0.0
MICHAEL SANTORELLI	1	0	0	0	0	2	0	0	0	2	0.0
TOMAS FLEISCHMANN	1	0	0	0	0	0	0	0	0	3	0.0
STEPHEN WEISS	1	0	0	0	0	0	0	0	0	3	0.0
TOMAS KOPECKY	1	0	0	0	1	0	0	0	0	0	0.0

Power-play: 2-7 (28.6%) / Penalty Killing: 4-4 (100%)

Power-play: 0-4 (0%) / Penalty Killing: 5-7 (71.4%)

GOALTENDING

COYOTES Player	GP	Min	GA	GAA	SO	W	L	OT	SA	SV%
MIKE SMITH	1	43	1	1.38	0	1	0	0	20	.950
JASON LABARBERA	1	16	0	.00	0	0	0	0	8	.000

PANTHERS Player	GP	Min	GA	GAA	SO	W	L	OT	SA	SV%
JOSE THEODORE	1	58	2	2.04	0	0	1	0	22	.909

GOALS BY PERIOD

COYOTES	PANTHERS
1 2 3 OT TOT	1 2 3 OT TOT
1 1 0 - 2	0 1 0 - 1

SHOTS BY PERIOD

COYOTES	PANTHERS
1 2 3 OT TOT	1 2 3 OT TOT
7 9 6 - 22	7 9 12 - 28

SEE RECORDS SECTION FOR "ALL TIME VS THE PANTHERS" BREAKDOWN



VS.



LOS ANGELES KINGS

2011-12 SEASON SERIES – WON: 3 LOST: 2 OT: 1

LAST TIME VS THE KINGS...

Last Home Win:	February 21, 2012 (5-4)
Last Home Loss:	October 20, 2011 (2-0)
Last Home Tie:	December 26, 2001 (1-1)
Last Road Win:	February 16, 2012 (1-0 SO)
Last Road Loss:	January 5, 2012 (1-0 OT)
Last Road Tie:	December 18, 2003 (4-4)

AT PHOENIX

Oct 20, 2011	Coyotes	0	Kings	2	7,128	L	Mike Smith/Jonathan Quick	Dustin Brown
Oct 29, 2011*	Coyotes	3	Kings	2	10,379	W	Mike Smith/Jonathan Quick	Daymond Langkow
Feb 21, 2012	Coyotes	5	Kings	4	10,842	W	Mike Smith/Jonathan Quick	Mikkel Boedker

AT LOS ANGELES

AT LOS ANGELES				Attend	W/L	Goaltenders	W Goal
Dec 26, 2011	Coyotes	3	Kings	4 18,118	L	Jason LaBarbera/Jonathan Quick	Dustin Brown
Jan 5, 2012*	Coyotes	0	Kings	1 18,118	L	Mike Smith/Jonathan Quick	Drew Doughty
Feb 16, 2012**	Coyotes	1	Kings	0 18,118	W	Mike Smith/Jonathan Quick	Radim Vrbata

*Overtime result **Shootout result

INDIVIDUAL SCORING

COYOTES

PLAYER	GP	G	A	P	+/-	PIM	PP	SH	GW	S	S%
RADIM VRBATA	6	5	2	7	1	2	3	0	1	20	25.0
MARTIN HANZAL	4	0	5	5	2	5	0	0	0	9	0.0
RAFFI TORRES	5	2	0	2	-1	11	0	0	0	5	40.0
SHANE DOAN	6	2	0	2	-4	5	1	0	0	21	9.5
DAYMOND LANGKOW	6	2	0	2	-4	2	0	0	1	15	13.3
RAY WHITNEY	6	0	2	2	0	2	0	0	0	7	0.0
DAVID SCHLEMKO	4	0	2	2	1	0	0	0	0	5	0.0
LAURI KORPIKOSKI	6	0	2	2	-1	0	0	0	0	14	0.0
ROSTISLAV KLESLA	5	0	1	1	-3	2	0	0	0	9	0.0
DEREK MORRIS	3	0	1	1	-2	0	0	0	0	2	0.0
PATRICK O'SULLIVAN	3	0	1	1	2	0	0	0	0	8	0.0
OLIVER EKMAN-LARSSON	6	0	1	1	-2	4	0	0	0	6	0.0
MIKKEL BOEDKER	6	0	1	1	-3	0	0	0	0	6	0.0
KEITH YANDLE	6	0	1	1	-1	6	0	0	0	13	0.0
CHRIS SUMMERS	2	0	0	0	-1	2	0	0	0	0	0.0
GILBERT BRULE	2	0	0	0	-1	0	0	0	0	4	0.0
MARC POULIOT	1	0	0	0	0	0	0	0	0	2	0.0
TAYLOR PYATT	4	0	0	0	-1	0	0	0	0	5	0.0
CAL O'REILLY	2	0	0	0	2	0	0	0	0	0	0.0
KYLE CHIPCHURA	3	0	0	0	0	0	0	0	0	2	0.0
MICHAEL ROZSIVAL	4	0	0	0	0	4	0	0	0	1	0.0
ADRIAN AUCCOIN	5	0	0	0	0	6	0	0	0	4	0.0
PETTERI NOKELAINEN	1	0	0	0	-1	0	0	0	0	0	0.0
PAUL BISSONNETTE	6	0	0	0	-1	12	0	0	0	2	0.0
MICHAEL STONE	1	0	0	0	0	0	0	0	0	0	0.0
BOYD GORDON	4	0	0	0	-1	0	0	0	0	2	0.0
MATT WATKINS	1	0	0	0	-1	0	0	0	0	0	0.0

KINGS

PLAYER	GP	G	A	P	+/-	PIM	PP	SH	GW	S	S%
DUSTIN BROWN	6	3	2	5	4	9	1	0	2	20	15.0
ANZE KOPITAR	6	1	4	5	1	4	0	0	0	10	10.0
MIKE RICHARDS	6	1	3	4	2	7	0	0	0	13	7.7
DREW DOUGHTY	5	2	1	3	2	2	0	0	1	10	20.0
WILLIE MITCHELL	6	1	2	3	3	4	0	0	0	11	9.1
MATT GREENE	6	0	3	3	2	4	0	0	0	6	0.0
JUSTIN WILLIAMS	6	1	1	2	-3	0	1	0	0	11	9.1
JACK JOHNSON	6	0	2	2	0	4	0	0	0	8	0.0
ANDREI LOKTIONOV	3	1	0	1	0	0	0	0	0	2	50.0
ROB SCUDERI	6	1	0	1	0	0	0	0	0	8	12.5
KYLE CLIFFORD	6	1	0	1	1	12	0	0	0	6	16.7
BRAD RICHARDSON	6	1	0	1	3	6	0	0	0	15	6.7
DWIGHT KING	2	0	1	1	2	0	0	0	0	4	0.0
JARRET STOLL	5	0	1	1	0	4	0	0	0	14	0.0
TRENT HUNTER	2	0	1	1	1	0	0	0	0	5	0.0
VJATESLAV VOINOV	2	0	1	1	1	0	0	0	0	1	0.0
ALEC MARTINEZ	4	0	1	1	0	0	0	0	0	5	0.0
KEVIN WESTGARTH	3	0	1	1	1	10	0	0	0	1	0.0
DUSTIN PENNER	4	0	1	1	-4	0	0	0	0	9	0.0
DAVIS DREWISKE	1	0	0	0	0	0	0	0	0	2	0.0
COLIN FRASER	4	0	0	0	1	5	0	0	0	4	0.0
SCOTT PARSE	1	0	0	0	1	2	0	0	0	4	0.0
SIMON GAGNE	2	0	0	0	0	0	0	0	0	1	0.0
ETHAN MOREAU	2	0	0	0	0	2	0	0	0	1	0.0
TREVOR LEWIS	6	0	0	0	2	0	0	0	0	8	0.0
JORDAN NOLAN	2	0	0	0	0	2	0	0	0	2	0.0

Power-play: 4-20 (20%) / Penalty Killing: 15-17 (88.2%)

Power-play: 2-17 (11.8%) / Penalty Killing: 16-20 (80%)

GOALTENDING

COYOTES

Player	GP	Min	GA	GAA	SO	W	L	OT	SA	SV%
MIKE SMITH	5	306	9	1.76	1	3	1	1	146	.938
CURTIS MCELHINNEY	1	12	0	0.00	1	0	0	0	6	.000
JASON LABARBERA	1	47	4	5.10	0	0	1	0	29	.862

KINGS

Player	GP	Min	GA	GAA	SO	W	L	OT	SA	SV%
JONATHAN QUICK	6	368	11	1.79	2	3	1	2	162	.932

GOALS BY PERIOD

COYOTES

1	2	3	OT	TOT
1	7	2	1	11

KINGS

1	2	3	OT	TOT
5	4	3	1	13

SHOTS BY PERIOD

COYOTES

1	2	3	OT	TOT
48	49	59	6	162

KINGS

1	2	3	OT	TOT
67	62	49	3	181

MINNESOTA WILD

2011-12 SEASON SERIES – WON: 2 LOST: 1 OT: 1



AT PHOENIX				Attend	W/L	Goaltenders	W Goal	
Dec 10, 2011	Coyotes	1	Wild	4	10,976	L	Mike Smith/Niklas Backstrom	Mikko Koivu
Mar 8, 2012**	Coyotes	2	Wild	3	11,716	L	Jason LaBarbera/Matthew Hackett	Dany Heatley

AT MINNESOTA				Attend	W/L	Goaltenders	W Goal	
Dec 31, 2011	Coyotes	4	Wild	2	19,297	W	Curtis McElhinney/Niklas Backstrom	Radim Vrbata
Apr 7, 2012	Coyotes	4	Wild	1	18,864	W	Mike Smith/Niklas Backstrom	Taylor Pyatt

**Shootout result

LAST TIME VS THE WILD...

Last Home Win:	February 5, 2011 (1-0)
Last Home Loss:	March 8, 2012 (3-2 SO)
Last Home Tie:	March 7, 2004 (1-1)
Last Road Win:	April 7, 2012 (4-1)
Last Road Loss:	January 2, 2011 (6-5 SO)
Last Road Tie:	March 17, 2002 (2-2)

INDIVIDUAL SCORING

COYOTES													
PLAYER	GP	G	A	P	+/-	PIM	PP	SH	GW	S	S%		
RADIM VRBATA	4	3	0	3	3	0	0	0	1	12	25.0		
LAURI KORPIKOSKI	4	2	1	3	4	0	0	0	0	8	25.0		
RAY WHITNEY	4	1	2	3	1	0	0	0	0	12	8.3		
TAYLOR PYATT	4	2	0	2	3	2	0	0	1	7	28.6		
DAYMOND LANGKOW	4	1	1	2	1	0	1	0	0	10	10.0		
MICHAL ROZSIVAL	4	0	2	2	4	4	0	0	0	5	0.0		
SHANE DOAN	4	0	2	2	2	0	0	0	0	14	0.0		
MIKKEL BOEDKER	4	1	0	1	1	0	0	0	0	3	33.3		
RAFFI TORRES	4	1	0	1	-1	2	0	0	0	4	25.0		
ROSTISLAV KLESLA	2	0	1	1	2	2	0	0	0	1	0.0		
ADRIAN AUCOIN	3	0	1	1	0	0	0	0	0	5	0.0		
KEITH YANDLE	4	0	1	1	-2	2	0	0	0	16	0.0		
KYLE CHIPCHURA	2	0	1	1	2	0	0	0	0	2	0.0		
BOYD GORDON	3	0	1	1	1	0	0	0	0	4	0.0		
MICHAEL STONE	2	0	1	1	2	0	0	0	0	7	0.0		
ANTOINE VERMETTE	2	0	1	1	1	2	0	0	0	3	0.0		
CAL O'REILLY	1	0	0	0	-1	0	0	0	0	0	0.0		
DEREK MORRIS	2	0	0	0	-2	2	0	0	0	3	0.0		
PAUL BISSONNETTE	2	0	0	0	0	5	0	0	0	1	0.0		
PATRICK O'SULLIVAN	1	0	0	0	-1	0	0	0	0	2	0.0		
OLIVER EKMAN-LARSSON	4	0	0	0	3	0	0	0	0	7	0.0		
KYLE TURRIS	1	0	0	0	0	0	0	0	0	3	0.0		
DAVID SCHLEMKO	2	0	0	0	2	0	0	0	0	1	0.0		
MARTIN HANZAL	3	0	0	0	0	6	0	0	0	3	0.0		
GILBERT BRULE	1	0	0	0	-1	2	0	0	0	1	0.0		
DAVID RUNDLAD	1	0	0	0	1	0	0	0	0	1	0.0		

WILD													
PLAYER	GP	G	A	P	+/-	PIM	PP	SH	GW	S	S%		
KYLE BRODZIAK	4	3	0	3	-3	2	2	0	0	6	50.0		
MIKKO KOIVU	3	1	2	3	-1	2	0	0	1	2	50.0		
MATT CULLEN	3	1	2	3	2	2	0	0	0	6	16.7		
PIERRE-MARC BOUCHARD	2	1	2	3	-1	0	0	0	0	7	14.3		
DANY HEATLEY	4	2	0	2	0	2	1	0	0	10	20.0		
JARED SPURGEON	2	0	2	2	0	0	0	0	0	4	0.0		
STEVEN KAMPFER	1	1	0	1	0	0	0	0	0	1	100.0		
CHARLES GENOWAY	1	0	1	1	0	0	0	0	0	1	0.0		
JEFF TAFTE	1	0	1	1	1	0	0	0	0	2	0.0		
DEVIN SETOGUCHI	2	0	1	1	-1	2	0	0	0	4	0.0		
DARROLL POWE	4	0	1	1	-2	4	0	0	0	4	0.0		
MIKE LUNDIN	1	0	1	1	1	0	0	0	0	0	0.0		
NICK JOHNSON	4	0	1	1	0	2	0	0	0	7	0.0		
MATT KASSIAN	2	0	0	0	-1	5	0	0	0	2	0.0		
GREG ZANON	2	0	0	0	-3	4	0	0	0	0	0.0		
JED ORTMAYER	3	0	0	0	-2	0	0	0	0	4	0.0		
NICK SCHULTZ	2	0	0	0	1	0	0	0	0	0	0.0		
MAREK ZIDLICKY	1	0	0	0	-1	0	0	0	0	1	0.0		
WARREN PETERS	3	0	0	0	0	0	0	0	0	5	0.0		
CASEY WELLMAN	1	0	0	0	-1	0	0	0	0	2	0.0		
JASON ZUCKER	1	0	0	0	-2	0	0	0	0	1	0.0		
KRIS FREDHEIM	1	0	0	0	-2	0	0	0	0	0	0.0		
MARCO SCANDELLA	3	0	0	0	-3	2	0	0	0	6	0.0		
COLTON GILLIES	2	0	0	0	0	0	0	0	0	1	0.0		
NICK PALMIERI	1	0	0	0	0	0	0	0	0	2	0.0		
CODY ALMOND	1	0	0	0	0	2	0	0	0	0	0.0		
ERIK CHRISTENSEN	2	0	0	0	-3	0	0	0	0	1	0.0		
BRAD STAUBITZ	1	0	0	0	0	0	0	0	0	2	0.0		
TOM GILBERT	2	0	0	0	2	0	0	0	0	1	0.0		
STEPHANE VEILLEUX	2	0	0	0	-1	0	0	0	0	2	0.0		
KURTIS FOSTER	2	0	0	0	1	0	0	0	0	1	0.0		
CLAYTON STONER	1	0	0	0	-1	0	0	0	0	0	0.0		
NATE PROSSER	2	0	0	0	-1	6	0	0	0	3	0.0		
JUSTIN FALK	2	0	0	0	-3	0	0	0	0	1	0.0		
CAL CLUTTERBUCK	2	0	0	0	-1	2	0	0	0	9	0.0		

Power-play: 1-16 (6.2%) / Penalty Killing: 8-11 (72.7%)

Power-play: 3-11 (27.3%) / Penalty Killing: 15-16 (93.8%)

GOALTENDING

COYOTES										
Player	GP	Min	GA	GAA	SO	W	L	OT	SA	SV%
CURTIS MCELHINNEY	1	59	2	2.01	0	1	0	0	30	.933
MIKE SMITH	2	120	5	2.50	0	1	1	0	44	.886
JASON LABARBERA	1	65	2	1.85	0	0	0	1	24	.917

WILD										
Player	GP	Min	GA	GAA	SO	W	L	OT	SA	SV%
MATTHEW HACKETT	1	33	2	3.60	0	1	0	0	17	.882
NIKLAS BACKSTROM	3	178	8	2.68	0	1	2	0	93	.914
JOSH HARDING	1	31	0	.00	1	0	0	0	24	.000

GOALS BY PERIOD

COYOTES					WILD				
1	2	3	OT	TOT	1	2	3	OT	TOT
2	2	7	0	11	3	4	2	0	9

SHOTS BY PERIOD

COYOTES					WILD				
1	2	3	OT	TOT	1	2	3	OT	TOT
45	47	42	1	135	31	29	36	2	98

SEE RECORDS SECTION FOR "ALL TIME VS THE WILD" BREAKDOWN



MONTREAL CANADIENS

2011-12 SEASON SERIES – WON: 0 LOST: 0 OT: 1

LAST TIME VS THE CANADIENS...

Last Home Win: December 9, 1998 (4-2)
 Last Home Loss: November 10, 2011 (3-2 OT)
 Last Home Tie: March 10, 2001 (3-3)
 Last Road Win: October 28, 1996 (5-4)
 Last Road Loss: October 25, 2010 (3-2 OT)
 Last Road Tie: December 8, 2001 (3-3)

AT PHOENIX

Nov 10, 2011* Coyotes 2

Canadiens 3

Attend

14,138

W/L

L

Goaltenders

Mike Smith/Carey Price

W Goal

Josh Gorges

*Overtime result

INDIVIDUAL SCORING

COYOTES

PLAYER	GP	G	A	P	+/-	PIM	PP	SH	GW	S	S%
RAFFI TORRES	1	1	0	1	1	0	0	0	0	1	100.0
MIKKEL BOEDKER	1	1	0	1	1	0	0	0	0	4	25.0
BOYD GORDON	1	0	1	1	-1	0	0	0	0	2	0.0
OLIVER EKMAN-LARSSON	1	0	1	1	0	0	0	0	0	4	0.0
CAL O'REILLY	1	0	1	1	0	0	0	0	0	0	0.0
KEITH YANDLE	1	0	1	1	1	0	0	0	0	1	0.0
MARTIN HANZAL	1	0	0	0	-1	0	0	0	0	4	0.0
LAURI KORPIKOSKI	1	0	0	0	-1	0	0	0	0	0	0.0
KYLE CHIPCHURA	1	0	0	0	1	0	0	0	0	3	0.0
PATRICK O'SULLIVAN	1	0	0	0	0	0	0	0	0	0	0.0
ROSTISLAV KLESLA	1	0	0	0	-2	0	0	0	0	1	0.0
RADIM VRBATA	1	0	0	0	-1	0	0	0	0	2	0.0
TAYLOR PYATT	1	0	0	0	1	0	0	0	0	2	0.0
DEREK MORRIS	1	0	0	0	1	2	0	0	0	2	0.0
SHANE DOAN	1	0	0	0	-1	0	0	0	0	2	0.0
ADRIAN AUCOIN	1	0	0	0	0	0	0	0	0	3	0.0
RAY WHITNEY	1	0	0	0	-1	0	0	0	0	1	0.0
DAVID SCHLEMKO	1	0	0	0	-2	0	0	0	0	2	0.0

CANADIENS

PLAYER	GP	G	A	P	+/-	PIM	PP	SH	GW	S	S%
BRIAN GIONTA	1	1	1	2	2	2	0	0	0	5	20.0
JOSH GORGES	1	1	0	1	1	0	0	0	1	1	100.0
TRAVIS MOEN	1	1	0	1	2	0	0	0	0	1	100.0
TOMAS PLEKANEC	1	0	1	1	2	0	0	0	0	3	0.0
AARON PALUSHAJ	1	0	0	0	0	0	0	0	0	1	0.0
DAVID DESHARNAIS	1	0	0	0	0	0	0	0	0	0	0.0
MICHAEL BLUNDEN	1	0	0	0	-1	0	0	0	0	0	0.0
ALEXEI YEMELIN	1	0	0	0	0	0	0	0	0	1	0.0
PETTERI NOKELAINEN	1	0	0	0	-2	0	0	0	0	1	0.0
MATHIEU DARCHÉ	1	0	0	0	-1	0	0	0	0	2	0.0
JAROSLAV SPACEK	1	0	0	0	-1	0	0	0	0	1	0.0
RAPHAEL DIAZ	1	0	0	0	0	0	0	0	0	0	0.0
ERIK COLE	1	0	0	0	1	0	0	0	0	4	0.0
LARS ELLER	1	0	0	0	0	2	0	0	0	3	0.0
HAL GILL	1	0	0	0	-1	0	0	0	0	3	0.0
MAX PACIORETTY	1	0	0	0	0	0	0	0	0	5	0.0
YANNICK WEBER	1	0	0	0	-1	0	0	0	0	3	0.0
P.K. SUBBAN	1	0	0	0	3	0	0	0	0	2	0.0

Power-play: 0-2 (0%) / Penalty Killing: 1-1 (100%)

Power-play: 0-1 (0%) / Penalty Killing: 2-2 (100%)

GOALTENDING

COYOTES

Player	GP	Min	GA	GAA	SO	W	L	OT	SA	SV%
MIKE SMITH	1	61	3	2.92	0	0	0	1	36	.917

CANADIENS

Player	GP	Min	GA	GAA	SO	W	L	OT	SA	SV%
CAREY PRICE	1	61	2	1.94	0	1	0	0	34	.941

GOALS BY PERIOD

COYOTES

1	2	3	OT	TOT
1	7	2	1	11

CANADIENS

1	2	3	OT	TOT
5	4	3	1	13

SHOTS BY PERIOD

COYOTES

1	2	3	OT	TOT
48	49	59	6	162

CANADIENS

1	2	3	OT	TOT
67	62	49	3	181

NASHVILLE PREDATORS

2011-12 SEASON SERIES – WON: 2 LOST: 1 OT: 1



AT PHOENIX					Attend	W/L	Goaltenders		W Goal
Nov 3, 2011	Coyotes	0	Predators	3	6,738	L	Jason LaBarbera/Pekka Rinne		Jonathon Blum
Mar 12, 2012**	Coyotes	4	Predators	5	11,518	L	Mike Smith/Pekka Rinne		Andrei Kostitsyn

AT NASHVILLE					Attend	W/L	Goaltenders		W Goal
Oct 13, 2011	Coyotes	5	Predators	2	17,113	W	Jason LaBarbera/Pekka Rinne		Lauri Korpikoski
Dec 6, 2011	Coyotes	3	Predators	2	15,638	W	Jason LaBarbera/Pekka Rinne		Keith Yandle

**Shootout result

LAST TIME VS THE PREDATORS...

Last Home Win:	November 3, 2010 (4-3)
Last Home Loss:	March 12, 2012 (5-4 SO)
Last Home Tie:	None
Last Road Win:	December 6, 2011 (3-2)
Last Road Loss:	November 30, 2010 (3-0)
Last Road Tie:	December 22, 2003 (3-3)

INDIVIDUAL SCORING

COYOTES												
PLAYER	GP	G	A	P	+/-	PIM	PP	SH	GW	S	S%	
SHANE DOAN	4	1	3	4	2	0	0	0	0	16	6.2	
KEITH YANDLE	4	2	1	3	-2	2	0	0	1	10	20.0	
RAY WHITNEY	4	2	1	3	2	2	0	0	0	11	18.2	
DAYMOND LANGKOW	4	1	2	3	0	0	0	0	0	6	16.7	
RAFFI TORRES	4	1	2	3	2	0	0	0	0	7	14.3	
TAYLOR PYATT	4	1	1	2	-2	0	0	0	0	8	12.5	
DAVID SCHLEMKO	3	1	1	2	4	0	0	0	0	7	14.3	
LAURI KORPIKOSKI	4	1	1	2	-2	0	0	0	1	7	14.3	
OLIVER EKMAN-LARSSON	4	1	1	2	2	2	0	0	0	8	12.5	
RADIM VRBATA	4	0	2	2	3	0	0	0	0	13	0.0	
MARTIN HANZAL	2	0	2	2	2	2	0	0	0	7	0.0	
BOYD GORDON	4	0	2	2	1	2	0	0	0	5	0.0	
MIKKEL BOEDKER	4	1	0	1	-1	0	0	0	0	7	14.3	
ROSTISLAV KLESLA	3	0	1	1	2	0	0	0	0	5	0.0	
MICHAL ROZSIVAL	1	0	1	1	3	0	0	0	0	1	0.0	
PETTERI NOKELAINEN	1	0	1	1	1	0	0	0	0	0	0.0	
ANTOINE VERMETTE	1	0	1	1	2	2	0	0	0	1	0.0	
KYLE TURRIS	1	0	0	0	0	0	0	0	0	0	0.0	
CHRIS SUMMERS	1	0	0	0	1	0	0	0	0	1	0.0	
DEREK MORRIS	3	0	0	0	-1	6	0	0	0	5	0.0	
GILBERT BRULE	1	0	0	0	-1	0	0	0	0	1	0.0	
ADRIAN AUCCOIN	4	0	0	0	-2	2	0	0	0	6	0.0	
KYLE CHIPCHURA	2	0	0	0	-1	0	0	0	0	1	0.0	
PAUL BISSONNETTE	1	0	0	0	0	2	0	0	0	0	0.0	
PATRICK O'SULLIVAN	1	0	0	0	-2	0	0	0	0	1	0.0	
MARC POULIOT	1	0	0	0	-1	0	0	0	0	0	0.0	
ANDY MIELE	1	0	0	0	-1	0	0	0	0	0	0.0	
MICHAEL STONE	1	0	0	0	-2	0	0	0	0	1	0.0	

PREDATORS												
PLAYER	GP	G	A	P	+/-	PIM	PP	SH	GW	S	S%	
MARTIN ERAT	3	1	3	4	3	0	0	0	0	3	33.3	
CRAIG SMITH	4	1	2	3	0	2	0	0	0	14	7.1	
DAVID LEGWAND	4	0	3	3	-5	2	0	0	0	13	0.0	
SERGEI KOSTITSYN	4	0	3	3	1	4	0	0	0	6	0.0	
PATRIC HORNQVIST	3	1	1	2	-2	0	0	0	0	10	10.0	
RYAN SUTER	4	1	1	2	-1	2	0	1	0	5	20.0	
COLIN WILSON	4	1	1	2	-4	0	0	0	0	8	12.5	
JACK HILLEN	3	1	0	1	2	0	0	0	0	5	20.0	
JONATHON BLUM	3	1	0	1	-2	0	0	0	1	3	33.3	
MATT HALISCHUK	3	1	0	1	2	2	0	0	0	3	33.3	
MIKE FISHER	3	1	0	1	3	0	0	0	0	5	20.0	
FRANCIS BOUILLON	2	1	0	1	1	0	0	0	0	4	25.0	
SHEA WEBER	4	1	0	1	0	0	1	0	0	12	8.3	
PAUL GAUSTAD	1	0	1	1	0	0	0	0	0	2	0.0	
BLAKE GEOFFRION	2	0	1	1	1	0	0	0	0	1	0.0	
HAL GILL	1	0	1	1	-1	0	0	0	0	2	0.0	
RYAN ELLIS	1	0	1	1	1	0	0	0	0	1	0.0	
JORDIN TOOTOO	3	0	0	0	-1	2	0	0	0	3	0.0	
CHRIS MUELLER	1	0	0	0	-1	0	0	0	0	1	0.0	
JERRED SMITHSON	3	0	0	0	0	0	0	0	0	6	0.0	
NICK SPALING	3	0	0	0	-3	0	0	0	0	5	0.0	
BRIAN MCGRATTAN	1	0	0	0	0	0	0	0	0	0	0.0	
CAL O'REILLY	1	0	0	0	0	0	0	0	0	0	0.0	
TEEMU LAAKSO	1	0	0	0	0	0	0	0	0	0	0.0	
NICKLAS BERGFORS	2	0	0	0	-1	2	0	0	0	2	0.0	
GABRIEL BOURQUE	1	0	0	0	1	0	0	0	0	0	0.0	
KYLE WILSON	1	0	0	0	0	0	0	0	0	1	0.0	
MATTIAS EKHOLOM	1	0	0	0	0	0	0	0	0	0	0.0	
KEVIN KLEIN	3	0	0	0	-3	0	0	0	0	3	0.0	
ANDREI KOSTITSYN	1	0	0	0	-2	0	0	0	0	3	0.0	
ROMAN JOSI	1	0	0	0	-1	0	0	0	0	2	0.0	

Power-play: 0-7 (0%) / Penalty Killing: 10-11 (90.9%)

Power-play: 1-11 (9.1%) / Penalty Killing: 7-7 (100%)

GOALTENDING

COYOTES										
Player	GP	Min	GA	GAA	SO	W	L	OT	SA	SV%
JASON LABARBERA	3	179	6	2.01	0	2	1	0	87	.931
MIKE SMITH	1	65	4	3.69	0	0	0	1	35	.886

PREDATORS										
Player	GP	Min	GA	GAA	SO	W	L	OT	SA	SV%
PEKKA RINNE	4	243	11	2.71	1	2	2	0	135	.919

GOALS BY PERIOD

COYOTES						PREDATORS					
1	2	3	OT	TOT		1	2	3	OT	TOT	
4	3	5	0	12		2	5	4	0	11	

SHOTS BY PERIOD

COYOTES						PREDATORS					
1	2	3	OT	TOT		1	2	3	OT	TOT	
39	46	49	2	136		39	36	47	1	123	

SEE RECORDS SECTION FOR "ALL TIME VS THE PREDATORS" BREAKDOWN



NEW JERSEY DEVILS

2011-12 SEASON SERIES – WON: 1 LOST: 0 OT: 0

LAST TIME VS THE DEVILS...

Last Home Win: October 27, 2011 (5-3)
 Last Home Loss: February 12, 2003 (3-0)
 Last Home Tie: December 3, 1990 (4-4)
 Last Road Win: December 15, 2007 (4-1)
 Last Road Loss: December 15, 2010 (3-0)
 Last Road Tie: January 2, 1993 (2-2)

AT PHOENIX

Oct 27, 2011 Coyotes 5 Devils 3 7,434 W Mike Smith/Johan Hedberg Martin Hanzal

INDIVIDUAL SCORING

COYOTES

PLAYER	GP	G	A	P	+/-	PIM	PP	SH	GW	S	S%
RAY WHITNEY	1	2	1	3	1	0	1	0	0	5	40.0
MARTIN HANZAL	1	1	1	2	2	0	0	0	1	6	16.7
RADIM VRBATA	1	0	2	2	2	0	0	0	0	2	0.0
DAVID SCHLEMKO	1	0	2	2	1	0	0	0	0	3	0.0
KEITH YANDLE	1	0	2	2	-1	0	0	0	0	3	0.0
PATRICK O'SULLIVAN	1	1	0	1	-1	0	0	0	0	2	50.0
RAFFI TORRES	1	1	0	1	1	0	0	0	0	2	50.0
SHANE DOAN	1	0	1	1	0	0	0	0	0	1	0.0
DAYMOND LANGKOW	1	0	1	1	0	0	0	0	0	1	0.0
ROSTISLAV KLESILA	1	0	0	0	1	0	0	0	0	4	0.0
TAYLOR PYATT	1	0	0	0	1	0	0	0	0	1	0.0
DEREK MORRIS	1	0	0	0	-2	0	0	0	0	2	0.0
ADRIAN AUCCOIN	1	0	0	0	2	0	0	0	0	3	0.0
ANDY MIELE	1	0	0	0	-1	0	0	0	0	0	0.0
OLIVER EKMAN-LARSSON	1	0	0	0	1	0	0	0	0	0	0.0
MIKKEL BOEDKER	1	0	0	0	-1	0	0	0	0	3	0.0
LAURI KORPIKOSKI	1	0	0	0	0	0	0	0	0	4	0.0
BOYD GORDON	1	0	0	0	0	0	0	0	0	0	0.0

DEVILS

PLAYER	GP	G	A	P	+/-	PIM	PP	SH	GW	S	S%
NICK PALMIERI	1	1	0	1	0	0	0	0	0	3	33.3
MARK FAYNE	1	1	0	1	1	2	0	0	0	2	50.0
ZACH PARISE	1	1	0	1	-1	0	0	0	0	2	50.0
ADAM HENRIQUE	1	0	1	1	1	0	0	0	0	4	0.0
MATTIAS TEDENBY	1	0	1	1	1	0	0	0	0	3	0.0
CAM JANSSEN	1	0	0	0	-1	0	0	0	0	1	0.0
ILYA KOVALCHUK	1	0	0	0	-1	2	0	0	0	4	0.0
ANTON VOLCHENKOV	1	0	0	0	-1	0	0	0	0	3	0.0
HENRIK TALLINDER	1	0	0	0	-1	0	0	0	0	0	0.0
DAINIUS ZUBRUS	1	0	0	0	0	0	0	0	0	1	0.0
BRYCE SALVADOR	1	0	0	0	-1	0	0	0	0	0	0.0
PATRIK ELIAS	1	0	0	0	0	0	0	0	0	3	0.0
ADAM LARSSON	1	0	0	0	-2	0	0	0	0	0	0.0
PETR SYKORA	1	0	0	0	0	2	0	0	0	3	0.0
BRADLEY MILLS	1	0	0	0	-1	0	0	0	0	2	0.0
RYAN CARTER	1	0	0	0	-1	0	0	0	0	0	0.0
ANDY GREENE	1	0	0	0	2	0	0	0	0	0	0.0
DAVID CLARKSON	1	0	0	0	0	2	0	0	0	3	0.0

Power-play: 1-4 (25%) / Penalty Killing: 1-1 (100%)

Power-play: 0-1 (0%) / Penalty Killing: 3-4 (75%)

GOALTENDING

COYOTES

Player	GP	Min	GA	GAA	SO	W	L	OT	SA	SV%
MIKE SMITH	1	59	3	3.01	0	1	0	0	34	.912

DEVILS

Player	GP	Min	GA	GAA	SO	W	L	OT	SA	SV%
JOHAN HEDBERG	1	60	5	5.00	0	0	1	0	42	.881

GOALS BY PERIOD

COYOTES

1	2	3	OT	TOT
1	2	2	-	5

DEVILS

1	2	3	OT	TOT
1	1	1	-	3

SHOTS BY PERIOD

COYOTES

1	2	3	OT	TOT
19	15	8	-	42

DEVILS

1	2	3	OT	TOT
10	11	13	-	34

NEW YORK ISLANDERS

2011-12 SEASON SERIES – WON: 1 LOST: 0 OT: 0



AT PHOENIX					Attend	W/L	Goaltenders	W Goal
Jan 7, 2012	Coyotes	5	Islanders	1	13,350	W	Mike Smith/Evgeni Nabokov	Shane Doan

LAST TIME VS THE ISLANDERS...

Last Home Win:	January 7, 2012 (5-1)
Last Home Loss:	January 9, 2010 (5-4 SO)
Last Home Tie:	March 25, 2001 (2-2)
Last Road Win:	December 18, 2010 (4-3 SO)
Last Road Loss:	March 8, 2009 (3-2)
Last Road Tie:	January 10, 2000 (2-2)

INDIVIDUAL SCORING

COYOTES

PLAYER	GP	G	A	P	+/-	PIM	PP	SH	GW	S	S%
SHANE DOAN	1	3	0	3	3	0	0	0	1	5	60.0
OLIVER EKMAN-LARSSON	1	1	1	2	3	0	0	0	0	4	25.0
TAYLOR PYATT	1	1	0	1	1	0	0	0	0	1	100.0
DAYMOND LANGKOW	1	0	1	1	2	0	0	0	0	0	0.0
RAY WHITNEY	1	0	1	1	2	0	0	0	0	0	0.0
MIKKEL BOEDKER	1	0	1	1	2	0	0	0	0	0	0.0
KEITH YANDLE	1	0	1	1	3	0	0	0	0	3	0.0
LAURI KORPIKOSKI	1	0	1	1	1	0	0	0	0	1	0.0
MARC POULIOT	1	0	1	1	1	2	0	0	0	1	0.0
ROSTISLAV KLESLA	1	0	1	1	1	0	0	0	0	1	0.0
RADIM VRBATA	1	0	1	1	1	0	0	0	0	5	0.0
MICHAL ROZSIVAL	1	0	0	0	1	0	0	0	0	0	0.0
DEREK MORRIS	1	0	0	0	2	0	0	0	0	1	0.0
DAVID SCHLEMKO	1	0	0	0	0	0	0	0	0	0	0.0
CAL O'REILLY	1	0	0	0	0	0	0	0	0	0	0.0
KYLE CHIPCHURA	1	0	0	0	2	0	0	0	0	0	0.0
PATRICK O'SULLIVAN	1	0	0	0	0	2	0	0	0	2	0.0
RAFFI TORRES	1	0	0	0	0	0	0	0	0	1	0.0

ISLANDERS

PLAYER	GP	G	A	P	+/-	PIM	PP	SH	GW	S	S%
FRANS NIELSEN	1	1	0	1	-2	0	1	0	0	2	50.0
PIERRE PARENTEAU	1	0	1	1	-3	4	0	0	0	3	0.0
JOHN TAVARES	1	0	1	1	-1	0	0	0	0	5	0.0
ANDREW MACDONALD	1	0	0	0	-1	0	0	0	0	1	0.0
MICHAEL GRABNER	1	0	0	0	-1	0	0	0	0	1	0.0
KYLE OKPOSO	1	0	0	0	-1	0	0	0	0	2	0.0
MATT MOULSON	1	0	0	0	-1	0	0	0	0	1	0.0
MILAN JURCINA	1	0	0	0	-1	0	0	0	0	1	0.0
MARK STREIT	1	0	0	0	-3	2	0	0	0	1	0.0
MARK EATON	1	0	0	0	-1	0	0	0	0	0	0.0
JAY PANDOLFO	1	0	0	0	-1	0	0	0	0	1	0.0
STEVE STAIOS	1	0	0	0	-2	0	0	0	0	3	0.0
NINO NIEDERREITER	1	0	0	0	-1	0	0	0	0	2	0.0
BRIAN ROLSTON	1	0	0	0	-2	0	0	0	0	3	0.0
MATTHEW MARTIN	1	0	0	0	0	0	0	0	0	2	0.0
TRAVIS HAMONIC	1	0	0	0	-2	0	0	0	0	2	0.0
JOSH BAILEY	1	0	0	0	-1	0	0	0	0	1	0.0
TIM WALLACE	1	0	0	0	-1	0	0	0	0	1	0.0

Power-play: 0-3 (0%) / Penalty Killing: 1-2 (50%)

Power-play: 1-2 (50%) / Penalty Killing: 3-3 (100%)

GOALTENDING

COYOTES

Player	GP	Min	GA	GAA	SO	W	L	OT	SA	SV%
MIKE SMITH	1	60	1	1.00	0	1	0	0	32	.969

ISLANDERS

Player	GP	Min	GA	GAA	SO	W	L	OT	SA	SV%
EVGENI NABOKOV	1	60	5	5.00	0	0	1	0	25	.800

GOALS BY PERIOD

COYOTES					ISLANDERS				
1	2	3	OT	TOT	1	2	3	OT	TOT
1	3	1	-	5	1	0	0	-	1

SHOTS BY PERIOD

COYOTES					ISLANDERS				
1	2	3	OT	TOT	1	2	3	OT	TOT
7	11	7	-	25	11	13	8	-	32



VS.



NEW YORK RANGERS

2011-12 SEASON SERIES – WON: 0 LOST: 1 OT: 1

LAST TIME VS THE RANGERS...

Last Home Win:	January 30, 2010 (3-2)
Last Home Loss:	December 17, 2011 (3-2)
Last Home Tie:	December 28, 1999 (2-2)
Last Road Win:	December 16, 2007 (5-1)
Last Road Loss:	January 10, 2012 (2-1 SO)
Last Road Tie:	November 20, 1989 (3-3)

AT PHOENIX

Dec 17, 2011 Coyotes 2

Rangers 3

Attend

W/L

Goaltenders

W Goal

12,172 L Mike Smith/Martin Biron

Brad Richards

AT NEW YORK

Jan 10, 2012** Coyotes 1

Rangers 2

Attend

W/L

Goaltenders

W Goal

18,200 L Mike Smith/Henrik Lundqvist

Derek Stepan

**Shootout result

INDIVIDUAL SCORING

COYOTES

PLAYER	GP	G	A	P	+/-	PIM	PP	SH	GW	S	S%
RADIM VRBATA	2	1	1	2	-1	2	0	0	0	7	14.3
CAL O'REILLY	1	1	0	1	0	0	1	0	0	1	100.0
LAURI KORPIKOSKI	2	1	0	1	0	0	0	1	0	3	33.3
MICHAL ROZSIVAL	2	0	1	1	2	2	0	0	0	0	0.0
SHANE DOAN	2	0	1	1	0	4	0	0	0	4	0.0
MARC POULIOT	1	0	1	1	1	0	0	0	0	1	0.0
BOYD GORDON	2	0	1	1	1	0	0	0	0	2	0.0
TAYLOR PYATT	2	0	0	0	-1	2	0	0	0	1	0.0
OLIVER EKMAN-LARSSON	2	0	0	0	0	2	0	0	0	3	0.0
DEREK MORRIS	1	0	0	0	-1	0	0	0	0	1	0.0
MIKKEL BOEDKER	2	0	0	0	-1	0	0	0	0	2	0.0
DAVID SCHLEMKO	1	0	0	0	-1	0	0	0	0	1	0.0
DAYMOND LANGKOW	2	0	0	0	0	2	0	0	0	5	0.0
CHRIS SUMMERS	1	0	0	0	0	0	0	0	0	2	0.0
ADRIAN AUCOIN	2	0	0	0	0	0	0	0	0	0	0.0
RAY WHITNEY	2	0	0	0	0	0	0	0	0	2	0.0
KEITH YANDLE	2	0	0	0	-3	0	0	0	0	3	0.0
MARTIN HANZAL	1	0	0	0	-2	0	0	0	0	0	0.0
KYLE CHIPCHURA	2	0	0	0	-1	0	0	0	0	1	0.0
PAUL BISSONNETTE	1	0	0	0	0	5	0	0	0	1	0.0
RAFFI TORRES	2	0	0	0	0	4	0	0	0	2	0.0
ROSTISLAV KLESLA	1	0	0	0	1	0	0	0	0	0	0.0

RANGERS

PLAYER	GP	G	A	P	+/-	PIM	PP	SH	GW	S	S%
MARIAN GABORIK	2	2	0	2	1	0	1	0	0	6	33.3
RUSLAN FEDOTENKO	2	1	0	1	1	2	0	0	0	3	33.3
BRAD RICHARDS	2	1	0	1	2	0	0	0	1	8	12.5
BRIAN BOYLE	2	0	1	1	1	0	0	0	0	5	0.0
DEREK STEPAN	2	0	1	1	0	0	0	0	0	5	0.0
MICHAEL DEL ZOTTO	2	0	1	1	1	0	0	0	0	1	0.0
CARL HAGELIN	2	0	1	1	1	0	0	0	0	6	0.0
RYAN MCDONAGH	2	0	1	1	1	0	0	0	0	2	0.0
RYAN CALLAHAN	2	0	1	1	0	0	0	0	0	3	0.0
ERIK CHRISTENSEN	1	0	0	0	-1	0	0	0	0	0	0.0
STEVE EMINGER	1	0	0	0	0	0	0	0	0	0	0.0
JEFF WOYWITKA	1	0	0	0	0	0	0	0	0	2	0.0
STU BICKEL	1	0	0	0	1	0	0	0	0	0	0.0
MIKE RUPP	2	0	0	0	-1	7	0	0	0	2	0.0
ARTEM ANISIMOV	1	0	0	0	0	0	0	0	0	0	0.0
DAN GIRARDI	2	0	0	0	0	0	0	0	0	3	0.0
ANTON STRALMAN	2	0	0	0	-1	2	0	0	0	4	0.0
MARC STAAL	1	0	0	0	0	0	0	0	0	1	0.0
BRANDON PRUST	2	0	0	0	0	0	0	0	0	2	0.0
BRANDON DUBINSKY	2	0	0	0	0	2	0	0	0	4	0.0
JOHN MITCHELL	2	0	0	0	-1	0	0	0	0	5	0.0

Power-play: 1-2 (50%) / Penalty Killing: 6-7 (85.7%)

Power-play: 1-7 (14.3%) / Penalty Killing: 1-2 (50%)

GOALTENDING

COYOTES

Player	GP	Min	GA	GAA	SO	W	L	OT	SA	SV%
MIKE SMITH	2	125	4	1.92	0	0	1	1	62	.935

RANGERS

Player	GP	Min	GA	GAA	SO	W	L	OT	SA	SV%
HENRIK LUNDQVIST	1	64	1	.93	0	1	0	0	19	.947
MARTIN BIRON	1	60	2	2.00	0	1	0	0	23	.913

GOALS BY PERIOD

COYOTES

1	2	3	OT	TOT
1	1	1	0	3

RANGERS

1	2	3	OT	TOT
1	0	3	0	4

SHOTS BY PERIOD

COYOTES

1	2	3	OT	TOT
10	17	12	3	42

RANGERS

1	2	3	OT	TOT
21	17	23	1	62

OTTAWA SENATORS

2011-12 SEASON SERIES – WON: 1 LOST: 0 OT: 0



AT PHOENIX				Attend	W/L	Goaltenders	W Goal	
Jan 24, 2012	Coyotes	3	Senators	2	8,061	W	Mike Smith/Craig Anderson	Radim Vrbata

LAST TIME VS THE SENATORS...

Last Home Win:	January 24, 2012 (3-2)
Last Home Loss:	March 8, 2008 (4-2)
Last Home Tie:	January 11, 1998 (4-4)
Last Road Win:	December 12, 1998 (2-0)
Last Road Loss:	October 26, 2010 (5-2)
Last Road Tie:	February 1, 1993 (4-4)

INDIVIDUAL SCORING

COYOTES												
PLAYER	GP	G	A	P	+/-	PIM	PP	SH	GW	S	S%	
GILBERT BRULE	1	1	0	1	0	0	0	0	0	1	100.0	
RADIM VRBATA	1	1	0	1	1	0	0	0	1	1	100.0	
SHANE DOAN	1	1	0	1	1	2	0	0	0	3	33.3	
LAURI KORPIKOSKI	1	0	1	1	1	0	0	0	0	2	0.0	
MICHAL ROZSIVAL	1	0	1	1	0	0	0	0	0	1	0.0	
OLIVER EKMAN-LARSSON	1	0	1	1	0	2	0	0	0	1	0.0	
MIKKEL BOEDKER	1	0	1	1	0	0	0	0	0	0	0.0	
RAY WHITNEY	1	0	1	1	1	0	0	0	0	3	0.0	
KEITH YANDLE	1	0	1	1	2	0	0	0	0	1	0.0	
KYLE CHIPCHURA	1	0	0	0	-1	5	0	0	0	1	0.0	
BOYD GORDON	1	0	0	0	1	0	0	0	0	0	0.0	
RAFFI TORRES	1	0	0	0	-1	0	0	0	0	2	0.0	
ROSTISLAV KLESLA	1	0	0	0	-1	2	0	0	0	1	0.0	
TAYLOR PYATT	1	0	0	0	-1	0	0	0	0	0	0.0	
DAYMOND LANGKOW	1	0	0	0	1	0	0	0	0	2	0.0	
ADRIAN AUCCOIN	1	0	0	0	1	0	0	0	0	5	0.0	
CHRIS SUMMERS	1	0	0	0	0	0	0	0	0	0	0.0	
MARTIN HANZAL	1	0	0	0	0	2	0	0	0	2	0.0	

SENATORS												
PLAYER	GP	G	A	P	+/-	PIM	PP	SH	GW	S	S%	
CHRIS NEIL	1	1	0	1	0	2	0	0	0	1	100.0	
DANIEL ALFREDSSON	1	1	0	1	1	0	0	0	0	7	14.3	
ERIK CONDRA	1	0	1	1	1	0	0	0	0	0	0.0	
NICK FOLIGNO	1	0	1	1	0	2	0	0	0	2	0.0	
CHRIS PHILLIPS	1	0	1	1	2	0	0	0	0	1	0.0	
ZACK SMITH	1	0	1	1	0	5	0	0	0	0	0.0	
KASPARS DAUGAVINS	1	0	0	0	0	0	0	0	0	2	0.0	
COLIN GREENING	1	0	0	0	-1	0	0	0	0	1	0.0	
MILAN MICHALEK	1	0	0	0	-1	0	0	0	0	4	0.0	
ZENON KONOPKA	1	0	0	0	0	2	0	0	0	2	0.0	
JASON SPEZZA	1	0	0	0	-1	0	0	0	0	5	0.0	
MATT CARKNER	1	0	0	0	2	0	0	0	0	1	0.0	
FILIP KUBA	1	0	0	0	-3	0	0	0	0	1	0.0	
ROBERT BUTLER	1	0	0	0	-2	0	0	0	0	2	0.0	
JARED COWEN	1	0	0	0	-1	0	0	0	0	0	0.0	
SERGEI GONCHAR	1	0	0	0	0	2	0	0	0	2	0.0	
ERIK KARLSSON	1	0	0	0	-2	0	0	0	0	2	0.0	
KYLE TURRIS	1	0	0	0	0	0	0	0	0	1	0.0	

Power-play: 0-3 (0%) / Penalty Killing: 3-3 (100%)

Power-play: 0-3 (0%) / Penalty Killing: 3-3 (100%)

GOALTENDING

COYOTES											
Player	GP	Min	GA	GAA	SO	W	L	OT	SA	SV%	
MIKE SMITH	1	60	2	2.00	0	1	0	0	34	.941	

SENATORS											
Player	GP	Min	GA	GAA	SO	W	L	OT	SA	SV%	
CRAIG ANDERSON	1	59	3	3.04	0	0	1	0	26	.885	

GOALS BY PERIOD

COYOTES					SENATORS				
1	2	3	OT	TOT	1	2	3	OT	TOT
1	1	1	-	3	0	1	1	-	2

SHOTS BY PERIOD

COYOTES					SENATORS				
1	2	3	OT	TOT	1	2	3	OT	TOT
9	10	7	-	26	9	13	12	-	34

SEE RECORDS SECTION FOR "ALL TIME VS THE SENATORS" BREAKDOWN



PHILADELPHIA FLYERS

2011-12 SEASON SERIES – WON: 0 LOST: 2 OT: 0

LAST TIME VS THE FLYERS...

Last Home Win: November 21, 2009 (3-1)
 Last Home Loss: December 3, 2011 (4-2)
 Last Home Tie: April 4, 1994 (2-2)
 Last Road Win: February 22, 2011 (3-2 OT)
 Last Road Loss: November 17, 2011 (2-1)
 Last Road Tie: None

AT PHOENIX

Dec 3, 2011 Coyotes 2 Flyers 4 14,913 L Mike Smith/Ilya Bryzgalov Claude Giroux

AT PHILADELPHIA

Nov 17, 2011 Coyotes 1 Flyers 2 19,610 L Mike Smith/Ilya Bryzgalov Matt Read

INDIVIDUAL SCORING

COYOTES

PLAYER	GP	G	A	P	+/-	PIM	PP	SH	GW	S	S%
MIKKEL BOEDKER	2	2	0	2	-1	0	0	0	0	2	100.0
RAY WHITNEY	2	1	0	1	0	2	0	0	0	4	25.0
LAURI KORPIKOSKI	2	0	1	1	0	2	0	0	0	3	0.0
BOYD GORDON	2	0	1	1	1	2	0	0	0	7	0.0
RAFFI TORRES	2	0	1	1	1	6	0	0	0	4	0.0
RADIM VRBATA	2	0	1	1	-1	2	0	0	0	4	0.0
DEREK MORRIS	2	0	1	1	-1	0	0	0	0	4	0.0
KEITH YANDLE	2	0	1	1	0	0	0	0	0	7	0.0
KYLE CHIPCHURA	1	0	0	0	0	5	0	0	0	0	0.0
PATRICK O'SULLIVAN	2	0	0	0	0	0	0	0	0	1	0.0
ROSTISLAV KLESLA	2	0	0	0	0	0	0	0	0	6	0.0
TAYLOR PYATT	2	0	0	0	0	0	0	0	0	4	0.0
OLIVER EKMAN-LARSSON	2	0	0	0	0	0	0	0	0	4	0.0
SHANE DOAN	2	0	0	0	-1	0	0	0	0	5	0.0
DAYMOND LANGKOW	1	0	0	0	-1	0	0	0	0	2	0.0
KYLE TURRIS	1	0	0	0	0	2	0	0	0	1	0.0
ADRIAN AUCOIN	2	0	0	0	0	2	0	0	0	3	0.0
DAVID SCHLEMKO	2	0	0	0	-1	0	0	0	0	4	0.0
CAL O'REILLY	1	0	0	0	0	0	0	0	0	0	0.0
MARTIN HANZAL	2	0	0	0	-1	0	0	0	0	4	0.0

FLYERS

PLAYER	GP	G	A	P	+/-	PIM	PP	SH	GW	S	S%
MATT READ	2	2	2	4	1	0	1	0	1	7	28.6
CLAUDE GIROUX	2	1	1	2	0	2	0	0	1	4	25.0
SCOTT HARTNELL	2	1	1	2	2	0	1	0	0	4	25.0
DANNY BRIERE	2	0	2	2	1	8	0	0	0	8	0.0
JAMES VAN RIEMSDYK	1	1	0	1	0	0	0	0	0	6	16.7
WAYNE SIMMONDS	2	1	0	1	1	4	0	0	0	7	14.3
JAKUB VORACEK	2	0	1	1	0	0	0	0	0	6	0.0
MAXIME TALBOT	2	0	1	1	1	2	0	0	0	2	0.0
KIMMO TIMONEN	2	0	1	1	2	6	0	0	0	4	0.0
JAROMIR JAGR	2	0	1	1	0	0	0	0	0	2	0.0
ANDREJ MESZAROS	2	0	0	0	1	0	0	0	0	2	0.0
MATT CARLE	2	0	0	0	-1	0	0	0	0	5	0.0
BRAYDON COBURN	2	0	0	0	-1	0	0	0	0	1	0.0
ANDREAS LILJA	1	0	0	0	0	0	0	0	0	1	0.0
SEAN COUTURIER	2	0	0	0	-1	0	0	0	0	2	0.0
HARRISON ZOLNIERCZYK	2	0	0	0	-1	2	0	0	0	3	0.0
BRAYDEN SCHENN	1	0	0	0	0	0	0	0	0	2	0.0
CHRIS PRONGER	1	0	0	0	1	0	0	0	0	2	0.0
ZAC RINALDO	2	0	0	0	-1	15	0	0	0	1	0.0
MARC-ANDRE BOURDON	1	0	0	0	0	0	0	0	0	2	0.0
KEVIN MARSHALL	1	0	0	0	0	0	0	0	0	1	0.0

Power-play: 0-8 (0%) / Penalty Killing: 4-6 (66.7%)

Power-play: 2-6 (33.3%) / Penalty Killing: 8-8 (100%)

GOALTENDING

COYOTES

Player	GP	Min	GA	GAA	SO	W	L	OT	SA	SV%
JASON LABARBERA	1	40	0	.00	1	0	0	0	13	.000
MIKE SMITH	2	79	6	4.52	0	0	2	0	59	.898

FLYERS

Player	GP	Min	GA	GAA	SO	W	L	OT	SA	SV%
ILYA BRYZGALOV	2	119	3	1.50	0	2	0	0	69	.957

GOALS BY PERIOD

COYOTES

1	2	3	OT	TOT
0	1	2	-	3

FLYERS

1	2	3	OT	TOT
4	1	1	-	6

SHOTS BY PERIOD

COYOTES


1	2	3	OT	TOT
29	19	21	-	69

FLYERS

1	2	3	OT	TOT
29	13	20	-	62

PITTSBURGH PENGUINS

2011-12 SEASON SERIES – WON: 0 LOST: 1 OT: 0



AT PITTSBURGH					Attend	W/L	Goaltenders	W Goal
Mar 5, 2012	Coyotes	1	Penguins	2	18,540	L	Mike Smith/Marc-Andre Fleury	Chris Kunitz

LAST TIME VS THE PENGUINS...

Last Home Win:	October 30, 2008 (4-1)
Last Home Loss:	November 6, 2010 (4-3 SO)
Last Home Tie:	December 12, 1997 (2-2)
Last Road Win:	October 7, 2009 (3-0)
Last Road Loss:	March 5, 2011 (2-1)
Last Road Tie:	None

INDIVIDUAL SCORING

COYOTES

PLAYER	GP	G	A	P	+/-	PIM	PP	SH	GW	S	S%
RAY WHITNEY	1	1	0	1	0	0	0	0	0	4	25.0
MARTIN HANZAL	1	0	1	1	0	2	0	0	0	1	0.0
RADIM VRBATA	1	0	1	1	0	0	0	0	0	6	0.0
TAYLOR PYATT	1	0	0	0	0	0	0	0	0	3	0.0
MICHAL ROZSIVAL	1	0	0	0	0	0	0	0	0	2	0.0
SHANE DOAN	1	0	0	0	-1	2	0	0	0	5	0.0
DAYMOND LANGKOW	1	0	0	0	0	0	0	0	0	0	0.0
ADRIAN AUCCOIN	1	0	0	0	-1	0	0	0	0	1	0.0
DAVID RUNDLAD	1	0	0	0	0	0	0	0	0	2	0.0
OLIVER EKMAN-LARSSON	1	0	0	0	-1	0	0	0	0	2	0.0
MIKKEL BOEDKER	1	0	0	0	0	0	0	0	0	1	0.0
CHRIS SUMMERS	1	0	0	0	0	0	0	0	0	0	0.0
KEITH YANDLE	1	0	0	0	0	2	0	0	0	2	0.0
LAURI KORPIKOSKI	1	0	0	0	-1	0	0	0	0	2	0.0
PAUL BISSONNETTE	1	0	0	0	0	0	0	0	0	0	0.0
BOYD GORDON	1	0	0	0	0	0	0	0	0	4	0.0
ANTOINE VERMETTE	1	0	0	0	-1	2	0	0	0	2	0.0
RAFFI TORRES	1	0	0	0	0	0	0	0	0	0	0.0

PENGUINS

PLAYER	GP	G	A	P	+/-	PIM	PP	SH	GW	S	S%
CHRIS KUNITZ	1	1	0	1	0	2	0	0	1	2	50.0
ZBYNEK MICHALEK	1	1	0	1	1	0	0	0	0	2	50.0
JORDAN STAAL	1	0	1	1	1	0	0	0	0	2	0.0
EVGENI MALKIN	1	0	1	1	0	0	0	0	0	2	0.0
PAUL MARTIN	1	0	1	1	0	0	0	0	0	0	0.0
PASCAL DUPUIS	1	0	0	0	1	0	0	0	0	2	0.0
MATT COOKE	1	0	0	0	0	2	0	0	0	3	0.0
CRAIG ADAMS	1	0	0	0	0	0	0	0	0	1	0.0
ARRON ASHAM	1	0	0	0	0	0	0	0	0	0	0.0
STEVE SULLIVAN	1	0	0	0	1	2	0	0	0	0	0.0
BEN LOVEJOY	1	0	0	0	0	0	0	0	0	1	0.0
RICHARD PARK	1	0	0	0	0	0	0	0	0	0	0.0
BRIAN STRAIT	1	0	0	0	0	0	0	0	0	1	0.0
JOE VITALE	1	0	0	0	0	2	0	0	0	1	0.0
JAMES NEAL	1	0	0	0	0	0	0	0	0	7	0.0
MATT NISKANEN	1	0	0	0	0	2	0	0	0	0	0.0
TYLER KENNEDY	1	0	0	0	0	0	0	0	0	3	0.0
BROOKS ORPIK	1	0	0	0	1	2	0	0	0	1	0.0

Power-play: 0-2 (0%) / Penalty Killing: 1-1 (100%)

Power-play: 0-1 (0%) / Penalty Killing: 2-2 (100%)

GOALTENDING

COYOTES

Player	GP	Min	GA	GAA	SO	W	L	OT	SA	SV%
MIKE SMITH	1	58	2	2.04	0	0	1	0	28	.929

PENGUINS

Player	GP	Min	GA	GAA	SO	W	L	OT	SA	SV%
MARC-ANDRE FLEURY	1	59	1	1.00	0	1	0	0	37	.973

GOALS BY PERIOD

COYOTES					PENGUINS				
1	2	3	OT	TOT	1	2	3	OT	TOT
0	0	1	-	1	2	0	0	-	2

SHOTS BY PERIOD

COYOTES					PENGUINS				
1	2	3	OT	TOT	1	2	3	OT	TOT
12	15	10	-	37	11	12	5	-	28

SEE RECORDS SECTION FOR "ALL TIME VS THE PENGUINS" BREAKDOWN



SAN JOSE SHARKS

2011-12 SEASON SERIES – WON: 4 LOST: 1 OT: 1

LAST TIME VS THE SHARKS...

Last Home Win:	March 29, 2012 (2-0)
Last Home Loss:	March 26, 2011 (4-1)
Last Home Tie:	October 19, 1995 (3-3)
Last Road Win:	November 12, 2011 (3-0)
Last Road Loss:	March 24, 2012 (4-3 SO)
Last Road Tie:	October 25, 2003 (4-4)

AT PHOENIX

Feb 4, 2012	Coyotes	5	Sharks	3	12,979	W	Mike Smith/Antti Niemi	Lauri Korpikoski
Mar 10, 2012	Coyotes	3	Sharks	0	14,994	W	Mike Smith/Antti Niemi	Mikkel Boedker
Mar 29, 2012	Coyotes	2	Sharks	0	14,446	W	Mike Smith/Antti Niemi	Radim Vrbata

AT SAN JOSE

AT SAN JOSE				Attend	W/L	Goaltenders	W Goal	
Oct 8, 2011	Coyotes	3	Sharks	6	17,562	L	Mike Smith/Thomas Greiss	Andrew Desjardins
Nov 12, 2011	Coyotes	3	Sharks	0	17,562	W	Mike Smith/Thomas Greiss	Radim Vrbata
Mar 24, 2012**	Coyotes	3	Sharks	4	17,562	L	Mike Smith/Antti Niemi	Michal Handzus

**Shootout result

INDIVIDUAL SCORING

COYOTES

PLAYER	GP	G	A	P	+/-	PIM	PP	SH	GW	S	S%
RAY WHITNEY	6	0	7	7	2	0	0	0	0	9	0.0
RADIM VRBATA	5	4	2	6	4	2	1	0	2	13	30.8
SHANE DOAN	5	2	3	5	1	2	2	0	0	12	16.7
LAURI KORPIKOSKI	6	3	1	4	0	0	0	0	1	11	27.3
RAFFI TORRES	6	2	2	4	5	0	0	0	0	5	40.0
DAYMOND LANGKOW	5	1	3	4	3	0	0	0	0	3	33.3
MARTIN HANZAL	5	1	3	4	2	2	0	0	0	16	6.2
BOYD GORDON	6	1	2	3	3	0	0	0	0	5	20.0
KEITH YANDLE	6	0	3	3	6	6	0	0	0	17	0.0
MICHAEL STONE	2	1	1	2	2	2	0	0	0	2	50.0
OLIVER EKMAN-LARSSON	6	1	1	2	-1	0	1	0	0	9	11.1
MIKKEL BOEDKER	6	1	1	2	1	0	0	0	1	9	11.1
MARC POULIOT	1	0	2	2	2	0	0	0	0	2	0.0
GILBERT BRULE	4	0	2	2	2	0	0	0	0	5	0.0
DEREK MORRIS	5	1	0	1	4	6	0	0	0	7	14.3
PATRICK O'SULLIVAN	1	1	0	1	1	0	0	0	0	2	50.0
KYLE CHIPCHURA	5	0	1	1	0	4	0	0	0	3	0.0
MICHAL ROZSIVAL	5	0	1	1	1	0	0	0	0	5	0.0
ADRIAN AUCCOIN	5	0	1	1	0	8	0	0	0	7	0.0
PAUL BISSONNETTE	2	0	0	0	0	0	0	0	0	2	0.0
ALEXANDRE BOLDUC	1	0	0	0	0	2	0	0	0	1	0.0
ROSTISLAV KLESLA	6	0	0	0	0	6	0	0	0	7	0.0
TAYLOR PYATT	4	0	0	0	-2	2	0	0	0	5	0.0
ANTOINE VERMETTE	3	0	0	0	-2	0	0	0	0	7	0.0
DAVID SCHLEMKO	1	0	0	0	1	0	0	0	0	1	0.0
CAL O'REILLY	1	0	0	0	0	0	0	0	0	0	0.0

SHARKS

PLAYER	GP	G	A	P	+/-	PIM	PP	SH	GW	S	S%
PATRICK MARLEAU	6	2	3	5	-1	8	0	0	0	21	9.5
RYANE CLOWE	6	1	3	4	-3	4	1	0	0	13	7.7
JOE PAVELSKI	6	2	1	3	-4	2	2	0	0	20	10.0
ANDREW DESJARDINS	6	2	1	3	0	2	0	0	1	9	22.2
BRENT BURNS	6	1	2	3	-4	2	0	0	0	14	7.1
JOE THORNTON	6	0	3	3	-2	4	0	0	0	18	0.0
LOGAN COUTURE	6	1	1	2	-5	6	0	0	0	19	5.3
TOMMY WINGELS	4	0	2	2	0	2	0	0	0	14	0.0
DANIEL WINNIK	3	1	0	1	0	0	0	0	0	6	16.7
MICHAL HANDZUS	5	1	0	1	-2	0	0	0	0	8	12.5
JAMIE MCGINN	3	1	0	1	0	0	1	0	0	5	20.0
TORREY MITCHELL	6	0	1	1	-2	0	0	0	0	11	0.0
BRAD WINCHESTER	3	0	1	1	2	0	0	0	0	2	0.0
DAN BOYLE	6	0	1	1	-6	0	0	0	0	19	0.0
JASON DEMERS	4	0	1	1	1	0	0	0	0	9	0.0
MARC-EDOUARD VLASIC	6	0	0	0	-4	0	0	0	0	8	0.0
ANDREW MURRAY	2	0	0	0	2	0	0	0	0	4	0.0
T.J. GALIARDI	2	0	0	0	0	0	0	0	0	2	0.0
DOMINIC MOORE	3	0	0	0	-3	0	0	0	0	5	0.0
DOUGLAS MURRAY	5	0	0	0	0	4	0	0	0	9	0.0
BENN FERRIERO	1	0	0	0	0	0	0	0	0	0	0.0
JOHN MCCARTHY	1	0	0	0	0	0	0	0	0	0	0.0
JUSTIN BRAUN	4	0	0	0	-2	0	0	0	0	9	0.0
MARTIN HAVLAT	3	0	0	0	-3	0	0	0	0	5	0.0
COLIN WHITE	5	0	0	0	1	0	0	0	0	0	0.0

Power-play: 4-16 (25%) / Penalty Killing: 17-21 (81%)

Power-play: 4-21 (19%) / Penalty Killing: 12-16 (75%)

GOALTENDING

COYOTES

Player	GP	Min	GA	GAA	SO	W	L	OT	SA	SV%
MIKE SMITH	6	363	12	1.98	3	4	1	1	230	.948

SHARKS

Player	GP	Min	GA	GAA	SO	W	L	OT	SA	SV%
THOMAS GREISS	2	119	6	3.01	0	1	1	0	52	.885
ANTTI NIEMI	4	240	12	3.00	0	1	3	0	112	.893

GOALS BY PERIOD

COYOTES

1	2	3	OT	TOT
4	8	7	0	19

SHARKS

1	2	3	OT	TOT
4	7	1	0	12

SHOTS BY PERIOD

COYOTES

1	2	3	OT	TOT
51	62	52	0	165

SHARKS

1	2	3	OT	TOT
78	71	77	4	230

ST. LOUIS BLUES

2011-12 SEASON SERIES – WON: 1 LOST: 3 OT: 0



AT PHOENIX				Attend	W/L	Goaltenders	W Goal
Dec 23, 2011	Coyotes	2	Blues	3 12,650	L	Jason LaBarbera/Brian Elliott	Jason Arnott
Mar 25, 2012	Coyotes	0	Blues	4 12,585	L	Jason LaBarbera/Brian Elliott	Alex Pietrangelo
AT ST. LOUIS				Attend	W/L	Goaltenders	W Goal
Jan 3, 2012	Coyotes	1	Blues	4 18,112	L	Mike Smith/Jaroslav Halak	Jamie Langenbrunner
Apr 6, 2012	Coyotes	4	Blues	1 19,150	W	Mike Smith/Brian Elliott	Radim Vrbata

LAST TIME VS THE BLUES...

Last Home Win:	March 22, 2011 (2-1)
Last Home Loss:	March 25, 2012 (4-0)
Last Home Tie:	December 20, 2002 (3-3)
Last Road Win:	April 6, 2012 (4-1)
Last Road Loss:	January 3, 2012 (4-1)
Last Road Tie:	December 20, 2003 (1-1)

INDIVIDUAL SCORING

COYOTES													
PLAYER	GP	G	A	P	+/-	PIM	PP	SH	GW	S	S%		
KEITH YANDLE	4	2	1	3	0	6	0	0	0	13	15.4		
RADIM VRBATA	3	2	0	2	-1	2	1	0	1	8	25.0		
SHANE DOAN	3	2	0	2	1	2	0	0	0	10	20.0		
MIKKEL BOEDKER	4	1	1	2	1	0	0	0	0	3	33.3		
ANTOINE VERMETTE	2	0	2	2	2	2	0	0	0	4	0.0		
RAFFI TORRES	3	0	2	2	1	17	0	0	0	2	0.0		
OLIVER EKMAN-LARSSON	4	0	1	1	-3	4	0	0	0	9	0.0		
MICHAL ROZSIVAL	4	0	1	1	0	4	0	0	0	3	0.0		
CAL O'REILLY	2	0	1	1	-2	0	0	0	0	2	0.0		
MARTIN HANZAL	3	0	1	1	-1	4	0	0	0	3	0.0		
DAYMOND LANGKOW	4	0	1	1	0	0	0	0	0	4	0.0		
LAURI KORPIKOSKI	4	0	1	1	-3	0	0	0	0	4	0.0		
RAY WHITNEY	4	0	1	1	-1	12	0	0	0	5	0.0		
BOYD GORDON	3	0	0	0	0	0	0	0	0	5	0.0		
ROSTISLAV KLESILA	4	0	0	0	0	7	0	0	0	6	0.0		
MICHAEL STONE	1	0	0	0	2	0	0	0	0	1	0.0		
TAYLOR PYATT	3	0	0	0	-1	2	0	0	0	8	0.0		
DAVID SCHLEMKO	3	0	0	0	-1	2	0	0	0	1	0.0		
DEREK MORRIS	3	0	0	0	-1	0	0	0	0	6	0.0		
GILBERT BRULE	2	0	0	0	1	0	0	0	0	5	0.0		
ADRIAN AUCCOIN	1	0	0	0	-2	0	0	0	0	0	0.0		
KYLE CHIPCHURA	3	0	0	0	-3	0	0	0	0	5	0.0		
ALEXANDRE BOLDUC	1	0	0	0	-1	0	0	0	0	0	0.0		
PAUL BISSENETTE	2	0	0	0	-1	0	0	0	0	1	0.0		
PATRICK O'SULLIVAN	1	0	0	0	-2	0	0	0	0	2	0.0		
MARC POULIOT	1	0	0	0	-1	0	0	0	0	3	0.0		

BLUES													
PLAYER	GP	G	A	P	+/-	PIM	PP	SH	GW	S	S%		
ALEX PIETRANGELO	4	1	4	5	0	0	1	0	1	8	12.5		
PATRIK BERGLUND	4	3	0	3	3	0	0	0	0	11	27.3		
DAVID BACKES	4	1	2	3	0	6	1	0	0	11	9.1		
KEVIN SHATTENKIRK	4	0	3	3	2	4	0	0	0	11	0.0		
JAMIE LANGENBRUNNER	4	1	1	2	-1	4	0	0	1	8	12.5		
MATT D'AGOSTINI	3	1	1	2	2	5	0	0	0	2	50.0		
T.J. OSHIE	4	1	1	2	0	6	1	0	0	8	12.5		
DAVID PERRON	4	0	2	2	1	2	0	0	0	4	0.0		
ALEX STEEN	3	1	0	1	0	0	0	0	0	10	10.0		
CHRIS STEWART	4	1	0	1	0	7	0	0	0	7	14.3		
JASON ARNOTT	4	1	0	1	-2	2	0	0	1	4	25.0		
RYAN REAVES	2	1	0	1	1	0	0	0	0	1	100.0		
ROMAN POLAK	3	0	1	1	1	0	0	0	0	3	0.0		
JADEN SCHWARTZ	1	0	1	1	1	0	0	0	0	0	0.0		
EVGENY GRACHEV	2	0	1	1	2	0	0	0	0	0	0.0		
ANDY MCDONALD	1	0	1	1	1	0	0	0	0	2	0.0		
BARRET JACKMAN	4	0	1	1	3	4	0	0	0	2	0.0		
KENT HUSKINS	1	0	1	1	1	0	0	0	0	1	0.0		
SCOTT NICHOL	3	0	1	1	0	0	0	0	0	2	0.0		
VLADIMIR SOBOTKA	3	0	1	1	2	8	0	0	0	5	0.0		
KRIS RUSSELL	3	0	1	1	-1	2	0	0	0	2	0.0		
CHRIS PORTER	1	0	0	0	-1	0	0	0	0	0	0.0		
BRANDON CROMBEEN	1	0	0	0	0	0	0	0	0	1	0.0		
CARLO COLAIACOVO	4	0	0	0	0	0	0	0	0	7	0.0		
CADE FAIRCHILD	1	0	0	0	0	0	0	0	0	0	0.0		

Power-play: 1-17 (5.9%) / Penalty Killing: 11-14 (78.6%)

Power-play: 3-14 (21.4%) / Penalty Killing: 16-17 (94.1%)

GOALTENDING

COYOTES										
Player	GP	Min	GA	GAA	SO	W	L	OT	SA	SV%
MIKE SMITH	2	118	4	2.03	0	1	1	0	62	.935
JASON LABARBERA	2	119	7	3.52	0	0	2	0	47	.851

BLUES										
Player	GP	Min	GA	GAA	SO	W	L	OT	SA	SV%
BRIAN ELLIOTT	3	180	6	2.00	1	2	1	0	78	.923
JAROSLAV HALAK	1	60	1	1.00	0	1	0	0	35	.971

GOALS BY PERIOD

COYOTES					BLUES				
1	2	3	OT	TOT	1	2	3	OT	TOT
2	3	2	-	7	3	4	5	-	12

SHOTS BY PERIOD

COYOTES					BLUES				
1	2	3	OT	TOT	1	2	3	OT	TOT
29	45	39	-	113	34	45	31	-	110



TAMPA BAY LIGHTNING

2011-12 SEASON SERIES – WON: 0 LOST: 1 OT: 0

LAST TIME VS THE LIGHTNING...

Last Home Win: January 8, 2009 (3-2)
 Last Home Loss: January 21, 2012 (4-3)
 Last Home Tie: None
 Last Road Win: March 16, 2010 (2-1)
 Last Road Loss: February 23, 2011 (8-3)
 Last Road Tie: None

AT PHOENIX

Jan 21, 2012 Coyotes 3 Lightning 4 12,714 L Mike Smith/Dwayne Roloson Steve Downie

INDIVIDUAL SCORING

COYOTES

PLAYER	GP	G	A	P	+/-	PIM	PP	SH	GW	S	S%
LAURI KORPIKOSKI	1	1	1	2	1	0	0	1	0	3	33.3
RAY WHITNEY	1	1	1	2	1	2	1	0	0	3	33.3
KEITH YANDLE	1	1	0	1	-1	0	0	0	0	3	33.3
BOYD GORDON	1	0	1	1	0	0	0	0	0	2	0.0
OLIVER EKMAN-LARSSON	1	0	1	1	-1	0	0	0	0	1	0.0
SHANE DOAN	1	0	1	1	-1	0	0	0	0	2	0.0
GILBERT BRULE	1	0	0	0	-1	0	0	0	0	2	0.0
KYLE CHIPCHURA	1	0	0	0	0	0	0	0	0	0	0.0
MARC POULIOT	1	0	0	0	-2	0	0	0	0	2	0.0
RAFFI TORRES	1	0	0	0	-1	0	0	0	0	2	0.0
ROSTISLAV KLESLA	1	0	0	0	1	0	0	0	0	3	0.0
RADIM VRBATA	1	0	0	0	0	0	0	0	0	6	0.0
TAYLOR PYATT	1	0	0	0	-2	0	0	0	0	1	0.0
MICHAL ROZSIVAL	1	0	0	0	-2	0	0	0	0	1	0.0
DEREK MORRIS	1	0	0	0	0	0	0	0	0	0	0.0
MIKKEL BOEDKER	1	0	0	0	-2	0	0	0	0	0	0.0
CHRIS SUMMERS	1	0	0	0	-1	0	0	0	0	0	0.0
MARTIN HANZAL	1	0	0	0	0	2	0	0	0	5	0.0

LIGHTNING

PLAYER	GP	G	A	P	+/-	PIM	PP	SH	GW	S	S%
STEVE DOWNIE	1	1	1	2	1	0	0	0	1	2	50.0
MARTIN ST LOUIS	1	1	1	2	1	0	0	0	0	3	33.3
TEDDY PURCELL	1	1	0	1	1	0	0	0	0	4	25.0
STEVEN STAMKOS	1	1	0	1	0	4	0	0	0	2	50.0
TREVOR SMITH	1	0	1	1	1	0	0	0	0	1	0.0
DOMINIC MOORE	1	0	1	1	0	0	0	0	0	2	0.0
VINCENT LECAVALIER	1	0	1	1	1	0	0	0	0	0	0.0
PAVEL KUBINA	1	0	1	1	3	0	0	0	0	0	0.0
PIERRE-CEDRIC LABRIE	1	0	1	1	1	0	0	0	0	0	0.0
BRENDAN MIKKELSON	1	0	0	0	1	0	0	0	0	0	0.0
NATE THOMPSON	1	0	0	0	-1	0	0	0	0	0	0.0
BRUNO GERVAIS	1	0	0	0	1	0	0	0	0	1	0.0
RYAN MALONE	1	0	0	0	0	0	0	0	0	0	0.0
ERIC BREWER	1	0	0	0	3	0	0	0	0	2	0.0
BRETT CONNOLLY	1	0	0	0	-1	0	0	0	0	1	0.0
MATT GILROY	1	0	0	0	-1	0	0	0	0	1	0.0
BRETT CLARK	1	0	0	0	-1	4	0	0	0	0	0.0
DANA TYRELL	1	0	0	0	0	0	0	0	0	2	0.0

Power-play: 1-4 (25%) / Penalty Killing: 2-2 (100%)

Power-play: 0-2 (0%) / Penalty Killing: 3-4 (75%)

GOALTENDING

COYOTES

Player	GP	Min	GA	GAA	SO	W	L	OT	SA	SV%
MIKE SMITH	1	58	4	4.09	0	0	1	0	21	.810

LIGHTNING

Player	GP	Min	GA	GAA	SO	W	L	OT	SA	SV%
DWAYNE ROLOSAN	1	59	3	3.04	0	1	0	0	36	.917

GOALS BY PERIOD

COYOTES					LIGHTNING				
1	2	3	OT	TOT	1	2	3	OT	TOT
0	1	2	-	3	2	2	0	-	4

SHOTS BY PERIOD

COYOTES					LIGHTNING				
1	2	3	OT	TOT	1	2	3	OT	TOT
15	12	9	-	36	7	10	4	-	21

TORONTO MAPLE LEAFS

2011-12 SEASON SERIES – WON: 1 LOST: 0 OT: 0



AT TORONTO	Attend	W/L	Goaltenders	W Goal
Nov 15, 2011** Coyotes 3 Maple Leafs 2	19,522	W	Mike Smith/Ben Scrivens	Patrick O'Sullivan

**Shootout result

LAST TIME VS THE MAPLE LEAFS...

Last Home Win:	January 13, 2011 (5-1)
Last Home Loss:	October 23, 2003 (5-4)
Last Home Tie:	March 27, 1997 (1-1)
Last Road Win:	November 15, 2011 (3-2 SO)
Last Road Loss:	October 17, 2002 (5-3)
Last Road Tie:	March 13, 1996 (3-3)

INDIVIDUAL SCORING

COYOTES PLAYER	GP	G	A	P	+/-	PIM	PP	SH	GW	S	S%
SHANE DOAN	1	1	0	1	1	0	0	0	0	2	50.0
OLIVER EKMAN-LARSSON	1	1	0	1	0	2	0	0	0	5	20.0
KYLE CHIPCHURA	1	0	1	1	0	0	0	0	0	1	0.0
RAFFI TORRES	1	0	1	1	0	0	0	0	0	1	0.0
MIKKEL BOEDKER	1	0	1	1	1	0	0	0	0	2	0.0
MARTIN HANZAL	1	0	0	0	0	2	0	0	0	5	0.0
LAURI KORPIKOSKI	1	0	0	0	0	0	0	0	0	0	0.0
PATRICK O'SULLIVAN	1	0	0	0	0	0	0	0	0	1	0.0
BOYD GORDON	1	0	0	0	0	0	0	0	0	0	0.0
ROSTISLAV KLESLA	1	0	0	0	0	0	0	0	0	2	0.0
RADIM VRBATA	1	0	0	0	0	0	0	0	0	1	0.0
TAYLOR PYATT	1	0	0	0	0	0	0	0	0	1	0.0
DEREK MORRIS	1	0	0	0	1	0	0	0	0	2	0.0
ADRIAN AUCCOIN	1	0	0	0	0	0	0	0	0	3	0.0
RAY WHITNEY	1	0	0	0	0	0	0	0	0	3	0.0
DAVID SCHLEMKO	1	0	0	0	0	0	0	0	0	2	0.0
CAL O'REILLY	1	0	0	0	1	0	0	0	0	2	0.0
KEITH YANDLE	1	0	0	0	1	0	0	0	0	2	0.0

MAPLE LEAFS PLAYER	GP	G	A	P	+/-	PIM	PP	SH	GW	S	S%
PHILIP KESSEL	1	1	0	1	0	0	1	0	0	6	16.7
MIKE KOMISAREK	1	1	0	1	0	0	0	0	0	5	20.0
NIKOLAI KULEMIN	1	0	1	1	-2	0	0	0	0	2	0.0
JOSEPH CRABB	1	0	1	1	1	0	0	0	0	0	0.0
MATTHEW LOMBARDI	1	0	1	1	1	0	0	0	0	3	0.0
CARL GUNNARSSON	1	0	1	1	-1	0	0	0	0	0	0.0
MIKE BROWN	1	0	0	0	0	0	0	0	0	1	0.0
MIKHAIL GRABOVSKI	1	0	0	0	-2	0	0	0	0	2	0.0
PHILIPPE DUPOIS	1	0	0	0	0	0	0	0	0	3	0.0
CLARKE MACARTHUR	1	0	0	0	-2	0	0	0	0	1	0.0
DION PHANEUF	1	0	0	0	-1	0	0	0	0	4	0.0
JOFFREY LUPUL	1	0	0	0	0	4	0	0	0	1	0.0
DAVID STECKEL	1	0	0	0	1	0	0	0	0	2	0.0
TYLER BOZAK	1	0	0	0	0	0	0	0	0	3	0.0
JAKE GARDINER	1	0	0	0	0	0	0	0	0	0	0.0
JOHN-MICHAEL LILES	1	0	0	0	0	0	0	0	0	0	0.0
LUKE SCHENN	1	0	0	0	0	0	0	0	0	2	0.0
MATT FRATTIN	1	0	0	0	0	0	0	0	0	2	0.0

Power-play: 0-2 (0%) / Penalty Killing: 1-2 (50%)

Power-play: 1-2 (50%) / Penalty Killing: 2-2 (100%)

GOALTENDING

COYOTES Player	GP	Min	GA	GAA	SO	W	L	OT	SA	SV%
MIKE SMITH	1	65	2	1.85	0	1	0	0	37	.946

MAPLE LEAFS Player	GP	Min	GA	GAA	SO	W	L	OT	SA	SV%
BEN SCRIVENS	1	65	2	1.85	0	0	0	1	35	.943

GOALS BY PERIOD

COYOTES	1	2	3	OT	TOT	MAPLE LEAFS	1	2	3	OT	TOT
	2	0	0	0	2		0	0	2	0	2

SHOTS BY PERIOD

COYOTES	1	2	3	OT	TOT	MAPLE LEAFS	1	2	3	OT	TOT
	10	13	7	5	35		12	9	11	5	37



VANCOUVER CANUCKS

2011-12 SEASON SERIES – WON: 2 LOST: 1 OT: 1

LAST TIME VS THE CANUCKS...

Last Home Win: February 28, 2012 (2-1 SO)
 Last Home Loss: November 25, 2011 (5-0)
 Last Home Tie: April 2, 2003 (3-3)
 Last Road Win: March 14, 2012 (5-4)
 Last Road Loss: February 13, 2012 (2-1 SO)
 Last Road Tie: October 26, 2003 (3-3)

AT PHOENIX

Nov 25, 2011 Coyotes 0
 Feb 28, 2012** Coyotes 2

AT VANCOUVER

Feb 13, 2012** Coyotes 1
 Mar 14, 2012 Coyotes 5

**Shootout result

Attend W/L Goaltenders

Nov 25, 2011 14,569 L Mike Smith/Cory Schneider
 Feb 28, 2012** 16,691 W Mike Smith/Cory Schneider

W Goal

Sami Salo
 Ray Whitney

Attend W/L Goaltenders

Feb 13, 2012** 18,890 L Jason LaBarbera/Roberto Luongo
 Mar 14, 2012 18,890 W Mike Smith/Roberto Luongo

W Goal

Ryan Kesler
 Antoine Vermette

INDIVIDUAL SCORING

COYOTES

PLAYER	GP	G	A	P	+/-	PIM	PP	SH	GW	S	S%
RAY WHITNEY	4	1	3	4	1	0	0	0	0	6	16.7
KEITH YANDLE	4	1	2	3	1	0	0	0	0	8	12.5
ANTOINE VERMETTE	2	1	2	3	2	0	1	0	1	10	10.0
SHANE DOAN	4	1	1	2	-1	0	0	0	0	8	12.5
OLIVER EKMAN-LARSSON	4	1	1	2	-2	2	1	0	0	8	12.5
GILBERT BRULE	2	1	0	1	0	0	0	0	0	6	16.7
ROSTISLAV KLESLA	3	1	0	1	0	6	0	0	0	4	25.0
TAYLOR PYATT	4	0	1	1	0	2	0	0	0	5	0.0
ADRIAN AUCCOIN	4	0	1	1	0	4	0	0	0	5	0.0
LAURI KORPIKOSKI	4	0	1	1	2	0	0	0	0	7	0.0
MIKKEL BOEDKER	4	0	0	0	0	4	0	0	0	2	0.0
MICHAL ROZSIVAL	3	0	0	0	1	6	0	0	0	1	0.0
DAVID SCHLEMKO	2	0	0	0	-3	0	0	0	0	1	0.0
DEREK MORRIS	1	0	0	0	-3	0	0	0	0	1	0.0
CHRIS SUMMERS	2	0	0	0	0	0	0	0	0	1	0.0
CAL O'REILLY	1	0	0	0	0	0	0	0	0	0	0.0
DAYMOND LANGKOW	3	0	0	0	-1	0	0	0	0	7	0.0
MARTIN HANZAL	3	0	0	0	0	4	0	0	0	8	0.0
KYLE CHIPCHURA	2	0	0	0	-4	0	0	0	0	2	0.0
PAUL BISSONNETTE	3	0	0	0	-2	0	0	0	0	0	0.0
MARC POULIOT	1	0	0	0	0	0	0	0	0	1	0.0
BOYD GORDON	4	0	0	0	-1	0	0	0	0	6	0.0
RAFFI TORRES	4	0	0	0	-5	2	0	0	0	9	0.0
RADIM VRBATA	3	0	0	0	0	2	0	0	0	8	0.0
MICHAEL STONE	1	0	0	0	0	0	0	0	0	0	0.0

CANUCKS

PLAYER	GP	G	A	P	+/-	PIM	PP	SH	GW	S	S%
RYAN KESLER	4	2	2	4	2	0	1	0	0	10	20.0
DAVID BOOTH	4	3	0	3	3	2	1	0	0	17	17.6
ALEXANDRE BURROWS	4	2	1	3	2	0	0	0	0	9	22.2
HENRIK SEDIN	4	0	3	3	-1	0	0	0	0	4	0.0
DANIEL SEDIN	4	0	3	3	-1	0	0	0	0	11	0.0
SAMI SALO	4	1	1	2	0	0	0	0	1	7	14.3
KEVIN BIEKSA	4	0	2	2	-2	8	0	0	0	12	0.0
DAN HAMHUIS	4	1	0	1	2	0	0	0	0	13	7.7
ALEXANDER EDLER	4	1	0	1	-1	2	1	0	0	16	6.2
MAXIM LAPIERRE	4	1	0	1	1	2	0	0	0	5	20.0
CODY HODGSON	2	0	1	1	1	0	0	0	0	2	0.0
JANNIK HANSEN	4	0	1	1	1	2	0	0	0	7	0.0
AARON ROME	2	0	1	1	1	0	0	0	0	1	0.0
CHRISTOPHER HIGGINS	3	0	1	1	1	0	0	0	0	9	0.0
CHRISTOPHER TANEV	2	0	1	1	2	2	0	0	0	0	0.0
DALE WEISE	2	0	0	0	2	0	0	0	0	3	0.0
MIKE DUCO	1	0	0	0	0	0	0	0	0	1	0.0
MARC-ANDRE GRAGNANI	1	0	0	0	-1	0	0	0	0	0	0.0
MANNY MALHOTRA	3	0	0	0	2	0	0	0	0	1	0.0
MASON RAYMOND	3	0	0	0	-2	0	0	0	0	7	0.0
SAMMY PAHLSSON	2	0	0	0	1	0	0	0	0	6	0.0
BYRON BITZ	1	0	0	0	-1	2	0	0	0	0	0.0
KEITH BALLARD	1	0	0	0	2	0	0	0	0	0	0.0
AARON VOLPATTI	1	0	0	0	0	2	0	0	0	0	0.0
ANDREW ALBERTS	2	0	0	0	3	0	0	0	0	0	0.0
ZACK KASSIAN	2	0	0	0	-2	2	0	0	0	1	0.0

Power-play: 2-11 (18.2%) / Penalty Killing: 11-14 (78.6%)

Power-play: 3-14 (21.4%) / Penalty Killing: 9-11 (81.8%)

GOALTENDING

COYOTES

Player	GP	Min	GA	GAA	SO	W	L	OT	SA	SV%
MIKE SMITH	3	184	10	3.25	0	2	1	0	120	.917
JASON LABARBERA	1	65	1	0.92	0	0	0	1	22	.955

CANUCKS

Player	GP	Min	GA	GAA	SO	W	L	OT	SA	SV%
CORY SCHNEIDER	2	124	1	0.48	1	1	0	1	57	.982
ROBERTO LUONGO	2	123	6	2.92	0	1	1	0	57	.895

GOALS BY PERIOD

COYOTES

1	2	3	OT	TOT
2	2	3	0	7

CANUCKS

1	2	3	OT	TOT
3	5	3	0	11

SHOTS BY PERIOD

COYOTES

1	2	3	OT	TOT
38	38	37	1	114

CANUCKS

1	2	3	OT	TOT
49	47	38	8	142

WASHINGTON CAPITALS

2011-12 SEASON SERIES – WON: 0 LOST: 1 OT: 0



AT WASHINGTON				Attend	W/L	Goaltenders	W Goal
Nov 21, 2011	Coyotes	3	Capitals	4 18,506	L	Jason LaBarbera/Tomas Vokoun	Brooks Laich

LAST TIME VS THE CAPITALS...

Last Home Win:	February 14, 2011 (3-2)
Last Home Loss:	January 16, 2006 (6-1)
Last Home Tie:	October 23, 1999 (2-2)
Last Road Win:	January 1, 2007 (3-2)
Last Road Loss:	November 21, 2011 (4-3)
Last Road Tie:	November 2, 2001 (2-2)

INDIVIDUAL SCORING

COYOTES												
PLAYER	GP	G	A	P	+/-	PIM	PP	SH	GW	S	S%	
LAURI KORPIKOSKI	1	2	0	2	0	2	0	1	0	4	50.0	
RADIM VRBATA	1	1	0	1	0	0	0	1	0	4	25.0	
RAY WHITNEY	1	0	1	1	1	0	0	0	0	1	0.0	
BOYD GORDON	1	0	1	1	1	0	0	0	0	1	0.0	
TAYLOR PYATT	1	0	0	0	0	0	0	0	0	2	0.0	
DEREK MORRIS	1	0	0	0	-1	2	0	0	0	1	0.0	
SHANE DOAN	1	0	0	0	0	2	0	0	0	2	0.0	
ADRIAN AUCCOIN	1	0	0	0	-1	0	0	0	0	4	0.0	
OLIVER EKMAN-LARSSON	1	0	0	0	-1	0	0	0	0	1	0.0	
MIKKEL BOEDKER	1	0	0	0	-1	0	0	0	0	0	0.0	
DAVID SCHLEMKO	1	0	0	0	0	2	0	0	0	0	0.0	
CAL O'REILLY	1	0	0	0	-2	2	0	0	0	0	0.0	
KEITH YANDLE	1	0	0	0	-1	0	0	0	0	1	0.0	
MARTIN HANZAL	1	0	0	0	0	0	0	0	0	1	0.0	
KYLE CHIPCHURA	1	0	0	0	0	5	0	0	0	0	0.0	
PAUL BISSONNETTE	1	0	0	0	0	0	0	0	0	0	0.0	
RAFFI TORRES	1	0	0	0	-1	0	0	0	0	0	0.0	
ROSTISLAV KLESIA	1	0	0	0	1	0	0	0	0	1	0.0	

CAPITALS												
PLAYER	GP	G	A	P	+/-	PIM	PP	SH	GW	S	S%	
NICKLAS BACKSTROM	1	1	1	2	0	2	0	0	0	4	25.0	
CODY EAKIN	1	1	0	1	2	0	0	0	0	4	25.0	
JOHN CARLSON	1	1	0	1	1	0	0	0	0	2	50.0	
BROOKS LAICH	1	1	0	1	-1	0	1	0	1	4	25.0	
JOEL WARD	1	0	1	1	2	0	0	0	0	3	0.0	
JEFF SCHULTZ	1	0	1	1	1	0	0	0	0	0	0.0	
ALEX OVECHKIN	1	0	1	1	1	0	0	0	0	1	0.0	
MATT HENDRICKS	1	0	0	0	0	5	0	0	0	2	0.0	
JEFF HALPERN	1	0	0	0	-1	0	0	0	0	2	0.0	
JASON CHIMERA	1	0	0	0	-1	2	0	0	0	1	0.0	
ROMAN HAMRLIK	1	0	0	0	1	0	0	0	0	1	0.0	
MIKE KNUBLE	1	0	0	0	-1	0	0	0	0	3	0.0	
DMITRI ORLOV	1	0	0	0	0	0	0	0	0	0	0.0	
MARCUS JOHANSSON	1	0	0	0	1	0	0	0	0	0	0.0	
KARL ALZNER	1	0	0	0	-1	0	0	0	0	0	0.0	
MATHIEU PERREAULT	1	0	0	0	0	0	0	0	0	0	0.0	
TROY BROUWER	1	0	0	0	0	0	0	0	0	1	0.0	
DENNIS WIDEMAN	1	0	0	0	1	0	0	0	0	3	0.0	

Power-play: 0-2 (0%) / Penalty Killing: 4-5 (80%)

Power-play: 1-5 (20%) / Penalty Killing: 2-2 (100%)

GOALTENDING

COYOTES										
Player	GP	Min	GA	GAA	SO	W	L	OT	SA	SV%
JASON LABARBERA	1	58	4	4.08	0	0	1	0	31	.871

CAPITALS										
Player	GP	Min	GA	GAA	SO	W	L	OT	SA	SV%
TOMAS VOKOUN	1	59	3	3.00	0	1	0	0	23	.870

GOALS BY PERIOD

COYOTES					CAPITALS				
1	2	3	OT	TOT	1	2	3	OT	TOT
1	1	1	-	3	0	2	2	-	4

SHOTS BY PERIOD

COYOTES					CAPITALS				
1	2	3	OT	TOT	1	2	3	OT	TOT
5	7	11	-	23	13	12	6	-	31

SEE RECORDS SECTION FOR "ALL TIME VS THE CAPITALS" BREAKDOWN



WINNIPEG JETS

2011-12 SEASON SERIES – WON: 1 LOST: 1 OT: 0

LAST TIME VS THE JETS...

Last Home Win: October 15, 2011 (4-1)
 Last Home Loss: None
 Last Home Tie: January 11, 2004 (1-1)
 Last Road Win: March 14, 2010 (3-2 SO)
 Last Road Loss: December 1, 2011 (1-0)
 Last Road Tie: None

AT PHOENIX

Attend	W/L	Goaltenders	W Goal
Oct 15, 2011 Coyotes 4 Jets 1	17,132 W	Mike Smith/Chris Mason	Oliver Ekman-Larsson

AT WINNIPEG

Attend	W/L	Goaltenders	W Goal
Dec 1, 2011 Coyotes 0 Jets 1	15,004 L	Mike Smith/Ondrej Pavelec	Bryan Little

INDIVIDUAL SCORING

COYOTES

PLAYER	GP	G	A	P	+/-	PIM	PP	SH	GW	S	S%
OLIVER EKMAN-LARSSON	2	2	0	2	2	0	0	0	1	4	50.0
RAY WHITNEY	2	1	1	2	1	0	1	0	0	7	14.3
SHANE DOAN	2	0	2	2	0	0	0	0	0	6	0.0
DAYMOND LANGKOW	2	1	0	1	0	2	0	0	0	1	100.0
BOYD GORDON	2	0	1	1	2	0	0	0	0	2	0.0
TAYLOR PYATT	2	0	1	1	2	0	0	0	0	3	0.0
MARTIN HANZAL	2	0	1	1	-1	0	0	0	0	6	0.0
LAURI KORPIKOSKI	2	0	0	0	1	0	0	0	0	5	0.0
PETTERI NOKELAINEN	1	0	0	0	0	0	0	0	0	3	0.0
PAUL BISSONNETTE	1	0	0	0	0	2	0	0	0	1	0.0
RAFFI TORRES	2	0	0	0	1	0	0	0	0	1	0.0
ROSTISLAV KLESLA	2	0	0	0	-2	0	0	0	0	2	0.0
RADIM VRBATA	2	0	0	0	-1	0	0	0	0	6	0.0
DEREK MORRIS	2	0	0	0	0	2	0	0	0	1	0.0
KYLE TURRIS	1	0	0	0	0	0	0	0	0	4	0.0
PATRICK O'SULLIVAN	1	0	0	0	0	0	0	0	0	3	0.0
ADRIAN AUCOIN	2	0	0	0	3	2	0	0	0	2	0.0
MIKKEL BOEDKER	2	0	0	0	-2	2	0	0	0	2	0.0
DAVID SCHLEMKO	2	0	0	0	-2	2	0	0	0	4	0.0
KEITH YANDLE	2	0	0	0	1	0	0	0	0	4	0.0

JETS

PLAYER	GP	G	A	P	+/-	PIM	PP	SH	GW	S	S%
BLAKE WHEELER	2	0	2	2	-1	0	0	0	0	4	0.0
BRYAN LITTLE	2	1	0	1	-1	2	0	0	1	4	25.0
ANDREW LADD	2	1	0	1	-1	2	0	0	0	9	11.1
TOBIAS ENSTROM	1	0	1	1	1	0	0	0	0	0	0.0
EVANDER KANE	2	0	1	1	1	2	0	0	0	7	0.0
RANDY JONES	1	0	0	0	-3	0	0	0	0	0	0.0
TANNER GLASS	2	0	0	0	0	0	0	0	0	1	0.0
DUSTIN BYFUGLIEN	2	0	0	0	-3	0	0	0	0	4	0.0
MARK FLOOD	1	0	0	0	0	0	0	0	0	0	0.0
MARK STUART	2	0	0	0	1	2	0	0	0	1	0.0
MARK SCHEIFELE	1	0	0	0	1	0	0	0	0	0	0.0
JIM SLATER	2	0	0	0	-1	0	0	0	0	1	0.0
ALEXANDER BURMISTROV	2	0	0	0	0	0	0	0	0	4	0.0
JOHN ODUYA	1	0	0	0	0	0	0	0	0	0	0.0
KYLE WELLWOOD	2	0	0	0	0	0	0	0	0	2	0.0
CARL KLINGBERG	1	0	0	0	0	0	0	0	0	0	0.0
CHRIS THORBURN	2	0	0	0	-1	0	0	0	0	2	0.0
ZACH BOGOSIAN	2	0	0	0	1	0	0	0	0	3	0.0
JASON JAFFRAY	1	0	0	0	0	0	0	0	0	1	0.0
ARTURS KULDA	1	0	0	0	0	2	0	0	0	0	0.0
RON HAINSEY	1	0	0	0	1	4	0	0	0	0	0.0
NIK ANTROPOV	1	0	0	0	0	0	0	0	0	2	0.0
TIM STAPLETON	2	0	0	0	0	0	0	0	0	5	0.0

Power-play: 1-7 (14.3%) / Penalty Killing: 7-7 (100%)

Power-play: 0-7 (0%) / Penalty Killing: 6-7 (85.7%)

GOALTENDING

COYOTES

Player	GP	Min	GA	GAA	SO	W	L	OT	SA	SV%
MIKE SMITH	2	118	2	1.01	0	1	1	0	50	.960

JETS

Player	GP	Min	GA	GAA	SO	W	L	OT	SA	SV%
ONDREJ PAVELEC	1	59	0	.00	1	1	0	0	33	.000
CHRIS MASON	1	60	4	4.00	0	0	1	0	34	.882

GOALS BY PERIOD

COYOTES					JETS				
1	2	3	OT	TOT	1	2	3	OT	TOT
2	1	1	-	4	1	1	0	-	2

SHOTS BY PERIOD

COYOTES					JETS				
1	2	3	OT	TOT	1	2	3	OT	TOT
22	26	19	-	67	15	18	17	-	50



2011-12 PACIFIC DIVISION
CHAMPIONS

RECORDS





ALL-TIME TEAM STATISTICS

Games Played	2568	*Overtime Losses, Road	40	Overtime Games	469
Wins	1063	Goals For	8047	Overtime Wins	129
Wins, Home	611	Goals For, Home	4285	Overtime Wins, Home	72
Wins, Road	452	Goals For, Road	3757	Overtime Wins, Road	57
Losses	1158	Goals Against	8799	Overtime Losses	107
Losses, Home	501	Goals Against, Home	4157	Overtime Losses, Home	52
Losses, Road	657	Goals Against, Road	4636	Overtime Losses, Road	55
Ties	266	Assists	13,602	Overtime Ties	219
Ties, Home	131	Scoring Points	21,611	Overtime Ties, Home	105
Ties, Road	135	Penalty Minutes	45,897	Overtime Ties, Road	114
*Overtime Losses	81	Power Play Goals	2015	Shutouts For	131
*Overtime Losses, Home	41	Shorthanded Goals	275		

*Overtime loss is a statistic that began in '99-00 season (known as "regulation tie" for that one season). This statistic does not include any overtime loss prior to '99-00. Beginning in 2005-06 season, losses in a shootout also count in the "overtime loss" column.

YEAR-BY-YEAR RECORD

SEASON	OVERALL GP	HOME W-L-T-OL	ROAD W-L-T-OL	W-L-T-OL	GF	GA	PTS	DIVISION	CONFERENCE
1979-80	80	20-49-11	13-19-8	7-30-3	214	314	51	5th, Smythe	10th, Campbell
1980-81	80	9-57-14	7-25-8	2-32-6	246	400	32	6th, Smythe	11th, Campbell
1981-82	80	33-33-14	18-13-9	15-20-5	319	332	80	2nd, Norris	3rd, Campbell
1982-83	80	33-39-8	22-16-2	11-23-6	311	333	74	4th, Smythe	6th, Campbell
1983-84	80	31-38-11	17-15-8	14-23-3	340	374	73	4th, Smythe	5th, Campbell
1984-85	80	43-27-10	21-13-6	22-14-4	358	332	96	2nd, Smythe	2nd, Campbell
1985-86	80	26-47-7	18-19-3	8-28-4	295	372	59	3rd, Smythe	6th, Campbell
1986-87	80	40-32-8	25-12-3	15-20-5	279	271	88	3rd, Smythe	3rd, Campbell
1987-88	80	33-36-11	20-14-6	13-22-5	292	310	77	3rd, Smythe	4th, Campbell
1988-89	80	26-42-12	17-18-5	9-24-7	300	355	64	5th, Smythe	9th, Campbell
1989-90	80	37-32-11	22-13-5	15-19-6	298	290	85	3rd, Smythe	4th, Campbell
1990-91	80	26-43-11	17-18-5	9-25-6	260	288	63	5th, Smythe	9th, Campbell
1991-92	80	33-32-15	20-14-6	13-18-9	251	244	81	4th, Smythe	7th, Campbell
1992-93	84	40-37-7	23-16-3	17-21-4	322	320	87	4th, Smythe	7th, Campbell
1993-94	84	24-51-9	15-23-4	9-28-5	245	344	57	6th, Central	12th, Western
1994-95	48	16-25-7	10-10-4	6-15-3	157	177	39	6th, Central	10th, Western
1995-96	82	36-40-6	22-16-3	14-24-3	275	291	78	5th, Central	8th, Western
1996-97	82	38-37-7	15-19-7	23-18-0	240	243	83	3rd, Central	5th, Western
1997-98	82	35-35-12	19-16-6	16-19-6	224	227	82	4th, Central	6th, Western
1998-99	82	39-31-12	23-13-5	16-18-7	205	197	90	2nd, Pacific	4th, Western
*1999-00	82	39-31-8-4	22-16-2-1	17-15-6-3	232	228	90	3rd, Pacific	6th, Western
2000-01	82	35-27-17-3	21-11-7-2	14-16-10-1	214	212	90	4th, Pacific	9th, Western
2001-02	82	40-27-9-6	27-8-3-3	13-19-6-3	228	210	95	2nd, Pacific	6th, Western
2002-03	82	31-35-11-5	17-16-6-2	14-19-5-3	204	230	78	4th, Pacific	11th, Western
2003-04	82	22-36-18-6	11-19-7-4	11-17-11-2	188	245	68	5th, Pacific	13th, Western
2005-06	82	38-39-5	19-18-4	19-21-1	246	271	81	5th, Pacific	12th, Western
2006-07	82	31-46-5	18-20-3	13-26-2	216	284	67	5th, Pacific	15th, Western
2007-08	82	38-37-7	17-20-4	21-17-3	214	231	83	4th, Pacific	12th, Western
2008-09	82	36-39-7	23-15-3	13-24-4	208	252	79	4th, Pacific	13th, Western
2009-10	82	50-25-7	29-10-2	21-15-5	225	202	107	2nd, Pacific	4th, Western
2010-11	82	43-26-13	21-13-7	22-13-6	231	226	99	3rd, Pacific	6th, Western
2011-12	82	42-27-13	22-13-6	20-14-7	210	194	97	1st, Pacific	3rd, Western
TOTALS:	2568	1063-1158-266-81	611-501-131-41	452-657-135-40	8047	8799	2473		

*Records for '99-00 are "adjusted" to reflect overtime losses instead of regulation ties. Beginning in 2005-06 season, losses in a shootout also count in the "overtime loss" column.



MONTH-BY-MONTH RECORD

SEASON	OCT	NOV	DEC	JAN	FEB	MAR	APR	MAY	SEASON
1979-80	4-5-1	3-8-2	5-9-1	2-10-2	1-8-4	3-8-1	2-1-0		20-49-11
1980-81	1-6-2	0-10-5	1-12-0	4-7-3	1-10-1	2-11-1	0-1-2		9-57-14
1981-82	5-3-2	5-6-2	3-9-4	6-4-3	3-5-2	11-4-1	0-2-0		33-33-14
1982-83	7-2-1	3-8-1	6-6-2	4-9-3	5-7-1	7-6-0	1-1-0		33-39-8
1983-84	3-7-2	4-7-1	7-5-1	5-5-4	5-5-2	6-9-1	1-0-0		31-38-11
1984-85	3-3-1	8-6-1	8-5-2	7-7-1	6-5-2	10-1-2	1-0-1		43-27-10
1985-86	5-4-1	3-10-1	4-10-2	4-7-1	3-8-1	7-7-0	0-1-1		26-47-7
1986-87	4-4-1	11-4-0	2-8-3	11-3-1	6-5-1	5-7-2	1-1-0		40-32-8
1987-88	5-4-0	5-8-1	6-5-2	6-5-4	6-5-2	4-9-1	1-0-1		33-36-11
1988-89	3-4-2	6-4-2	5-6-3	4-8-2	3-9-1	4-11-2	1-0-0		26-42-12
1989-90	5-6-0	7-6-1	5-3-4	6-7-2	7-5-1	7-4-3	0-1-0		37-32-11
1990-91	5-7-1	4-9-2	4-6-4	5-7-1	5-5-3	3-9-0			26-43-11
1991-92	6-5-2	6-3-3	4-8-3	5-6-2	4-6-1	5-4-4	3-0-0		33-32-15
1992-93	4-8-0	4-5-2	7-6-1	10-3-2	3-7-1	7-6-1	5-2-0		40-37-7
1993-94	6-5-1	4-8-2	5-7-2	2-9-1	0-11-2	6-6-0	1-5-1		24-51-9
1994-95				1-4-1	5-6-2	3-8-2	7-5-2	0-2-0	16-25-7
1995-96	6-4-2	6-6-0	4-9-1	5-5-1	5-6-0	7-8-1	3-2-1		36-40-6
1996-97	4-6-1	4-6-3	9-5-0	5-7-0	6-7-0	7-4-2	3-2-1		38-37-7
1997-98	5-5-2	7-6-0	5-5-5	7-4-3	0-5-1	4-7-1	7-3-0		35-35-12
1998-99	4-2-1	10-0-1	7-5-2	4-5-5	5-8-1	7-6-2	2-5-0		39-31-12
1999-00	8-2-3-0	8-4-0-0	5-6-1-0	7-4-2-1	4-6-1-0	5-8-0-2	2-1-1-1		39-31-8-4
2000-01	9-1-2-0	4-6-4-0	3-2-4-1	7-6-2-0	6-6-0-1	5-5-4-1	1-1-1-0		35-27-17-3
2001-02	5-3-2-1	5-6-1-2	7-5-3-0	6-5-1-1	3-3-1-1	10-2-1-1	4-3-0-0		40-27-9-6
2002-03	4-7-0-1	4-5-4-0	5-4-2-2	6-5-1-1	6-5-1-0	5-9-1-1	1-0-2-0		31-35-11-5
2003-04	3-4-3-0	4-5-3-1	5-3-5-1	6-6-2-0	2-8-2-2	1-10-3-2	1-0-0-0		22-36-18-6
2005-06	5-8-1	8-4-1	7-6-0	6-7-1	1-3-1	8-6-0	3-5-1		38-39-5
2006-07	3-9-0	6-6-0	6-5-2	8-6-0	4-7-1	2-11-2	2-2-0		31-46-5
2007-08	4-6-0	7-6-0	7-6-1	9-4-1	6-5-3	4-9-1	1-1-1		38-37-7
2008-09	4-4-0	6-7-2	8-4-3	6-7-0	3-9-0	5-6-2	4-2-0		36-39-7
2009-10	9-4-0	6-7-1	10-2-3	8-5-1	4-3-0	10-4-1	3-0-1		50-25-7
2010-11	3-4-3	8-3-2	6-6-2	8-4-2	8-4-1	9-4-1	1-1-2		43-26-13
2011-12	5-3-2	8-4-1	6-9-1	3-5-4	11-0-1	6-6-4	3-0-0		42-27-13
TOTALS:	147-145-33-8	174-183-42-10	172-187-57-16	183-186-50-12	137-192-34-11	185-215-36-38	65-48-14-6	0-2-0	1063-1158-266-81

*Records for '99-00 are "adjusted" to reflect overtime losses instead of regulation ties. Beginning in 2005-06 season, losses in a shootout also count in the "overtime loss" column.



OVERTIME RECORD

	OVERALL					HOME					ROAD				
	GP	W	L	T	SO	GP	W	L	T	SO	GP	W	L	T	SO
1983-84	24	7	6	11		15	3	4	8		9	4	2	3	
1984-85	14	3	1	10		10	2	1	7		4	1	0	3	
1985-86	8	0	1	7		4	0	1	3		4	0	0	4	
1986-87	12	2	2	8		4	1	0	3		8	1	2	5	
1987-88	21	8	2	11		12	5	1	6		9	3	1	5	
1988-89	20	6	2	12		10	4	1	5		10	2	1	7	
1989-90	19	4	4	11		7	1	1	5		12	3	3	6	
1990-91	14	1	2	11		5	0	0	5		9	1	2	6	
1991-92	20	1	4	15		9	1	2	6		11	0	2	9	
1992-93	11	2	2	7		5	1	1	3		6	1	1	4	
1993-94	15	1	5	9		8	1	3	4		7	0	2	5	
1994-95	9	0	2	7		5	0	1	4		4	0	1	3	
1995-96	8	2	0	6		5	2	0	3		3	0	0	3	
1996-97	16	5	4	7		12	2	3	7		4	3	1	0	
1997-98	14	0	2	12		8	0	2	6		6	0	0	6	
1998-99	15	2	1	12		7	1	1	5		8	1	0	7	
1999-00	16	4	4	8		5	2	1	2		11	2	3	6	
2000-01	23	3	3	17		11	2	2	7		12	1	1	10	
2001-02	19	4	6	9		9	3	3	3		10	1	3	6	
2002-03	20	4	5	11		11	3	2	6		9	1	3	5	
2003-04	29	5	6	18		15	4	4	7		14	1	2	11	
2005-06	15	10	2		3	9	5	1		3	6	5	1		0
2006-07	12	7	3		2	7	4	2		1	5	3	1		1
2007-08	16	9	1		6	9	5	0		4	7	4	1		2
2008-09	11	4	4		3	7	4	0		3	4	0	4		0
2009-10	26	19	1		6	10	8	0		2	16	11	1		4
2010-11	20	7	7		6	10	3	4		3	10	4	3		3
2011-12	22	9	3		10	11	5	2		4	11	4	1		6
TOTALS	449	122	78	219	30	230	69	39	105	17	219	53	39	114	13



OVERTIME GOALS FOR

DATE	OPPONENT	SCORER	SCORE	TIME	DATE	OPPONENT	SCORER	SCORE	TIME
Oct. 12, 1983	at Pittsburgh	Lucien DeBlois	4 3 W	1:34	Nov. 10, 1999	Edmonton	Jyrki Lumme	5-4 W	1:51
Dec. 1, 1983	at Los Angeles	Tim Watters	6 5 W	2:41	Dec. 26, 1999	at Los Angeles	Jeremy Roenick (2)	3-2 W	3:18
Dec. 30, 1983	NY Islanders	Paul MacLean	4 3 W	0:29	Jan. 23, 2000	San Jose	Jyrki Lumme (2)	3-2 W	4:16
Jan. 18, 1984	at Pittsburgh	Paul MacLean (2)	5 4 W	1:28	Feb. 1, 2000	at San Jose	Keith Carney	1-0 W	1:32
Feb. 19, 1984	Washington	Doug Smail	4 3 W	1:55	Oct. 18, 2000	Florida	Joe Juneau	2-1 W	1:15
Mar. 11, 1984	Quebec	Dale Hawerchuk	6 5 W	0:42	Oct. 21, 2000	at Vancouver	Jeremy Roenick (3)	3-2 W	0:16
Mar. 12, 1984	at Toronto	Paul MacLean (3)	8 7 W	3:12	Mar. 8, 2001	Vancouver	Shane Doan (2)	3-2 W	0:38
Dec. 11, 1984	Philadelphia	Paul MacLean (4)	5 4 W	3:58	Oct. 8, 2001	at Calgary	Shane Doan (3)	2-1 W	0:28
Jan. 9, 1985	NY Rangers	Dale Hawerchuk (2)	6 5 W	3:50	Nov. 20, 2001	vs Minnesota	Claude Lemieux	2-1 W	4:36
Mar. 15, 1985	at Quebec	Paul MacLean (5)	3 2 W	4:41	Feb. 8, 2002	Los Angeles	Brian Savage	6-5 W	4:26
Nov. 2, 1986	at NY Rangers	Paul MacLean (6)	5 4 W	3:23	Feb. 12, 2002	Calgary	Daniel Briere	4-3 W	0:58
Mar. 18, 1987	New Jersey	Brian Mullen	4 3 W	0:40	Nov. 3, 2002	Nashville	Daniel Briere (2)	2-1 W	4:20
Oct. 30, 1987	Washington	Dale Hawerchuk (3)	3 2 W	2:15	Dec. 30, 2002	Edmonton	Daymond Langkow	4-3 W	4:31
Nov. 10, 1987	Calgary	Andrew McBain	4 3 W	3:48	Jan. 1, 2003	at Washington	Tony Amonte	2-1 W	1:20
Nov. 22, 1987	Edmonton	Dale Hawerchuk (4)	4 3 W	4:26	Mar. 20, 2003	Edmonton	Teppo Numminen	3-2 W	2:53
Dec. 1, 1987	at Los Angeles	Doug Smail (2)	7 6 W	3:26	Oct. 10, 2003	St. Louis	David Tanabe	2-1 W	4:38
Dec. 3, 1987	at Los Angeles	Iain Duncan	5 4 W	3:07	Nov. 8, 2003	Anaheim	Radoslav Suchy	4-3 W	1:20
Dec. 26, 1987	Minnesota	Laurie Boschman	5 4 W	3:09	Nov. 13, 2003	Colorado	Branko Radivojevic	3-2 W	1:51
Feb. 23, 1988	at Pittsburgh	Mario Marois	4 3 W	2:40	Mar. 22, 2004	at Minnesota	Mike Comrie	3-2 W	4:35
Apr. 3, 1988	St. Louis	Ray Neufeld	5 4 W	2:05	Apr. 3, 2004	Chicago	Krystofer Kolanos	2-1 W	2:55
Oct. 14, 1988	Vancouver	Laurie Boschman (2)	4 3 W	2:14	Oct. 18, 2005	at Edmonton	Derek Morris	4-3 W	1:00
Nov. 16, 1988	at Edmonton	Pat Elynuik	2 1 W	0:46	Oct. 25, 2005	St. Louis	Petr Nedved	5-4 W	1:51
Dec. 6, 1988	at Los Angeles	Pat Elynuik (2)	5 4 W	1:11	Nov. 12, 2005	Anaheim	Zbynek Michalek	2-1 W	3:09
Feb. 17, 1989	New Jersey	Dave Ellett	3 2 W	2:43	Dec. 11, 2005	at Boston	Ladislav Nagy	2-1 W	0:30
Feb. 19, 1989	Hartford	Brent Ashton	7 6 W	3:23	Dec. 29, 2005	Los Angeles	Keith Ballard	6-5 W	3:52
Mar. 24, 1989	Calgary	Randy Carlyle	4 3 W	3:45	Apr. 1, 2006	at San Jose	Steven Reinprecht	4-3 W	3:55
Nov. 8, 1989	Vancouver	Greg Paslawski	3 2 W	0:46	Jan. 5, 2007	at Atlanta	Yanic Perreault	5-4 W	2:31
Nov. 18, 1989	at Philadelphia	Doug Smail (3)	1 0 W	1:32	Feb. 22, 2007	Calgary	Shane Doan (4)	3-2 W	0:54
Dec. 29, 1989	at Calgary	Thomas Steen	2 1 W	2:49	Nov. 7, 2007	at Anaheim	Shane Doan (5)	6-5 W	4:29
Mar. 17, 1990	at Toronto	Peter Taglianetti	5 4 W	4:52	Jan. 24, 2008	Nashville	Zbynek Michalek (2)	4-3 W	4:31
Oct. 31, 1990	at Edmonton	Pat Elynuik (3)	1 0 W	0:23	Feb. 4, 2008	at Colorado	Radim Vrbata	4-3 W	3:23
Dec. 1, 1991	Chicago	Darrin Shannon	3 2 W	1:09	Mar. 25, 2008	San Jose	Martin Hanzal	5-4 W	3:23
Nov. 27, 1992	San Jose	Thomas Steen (2)	3 2 W	1:29	Mar. 30, 2009	Dallas	Petr Prucha	6-5 W	0:53
Dec. 12, 1992	at NY Islanders	Russ Romaniuk	4 3 W	1:41	Oct. 15, 2009	St. Louis	Ed Jovanovski	3-2 W	3:37
Oct. 16, 1993	Chicago	Nelson Emerson	1 0 W	0:41	Oct. 22, 2009	Detroit	Adrian Aucoin	3-2 W	1:57
Nov. 14, 1995	Chicago	Shane Doan	6-5 W	0:39	Nov. 29, 2009	at Anaheim	Shane Doan (6)	3-2 W	1:18
Feb. 23, 1996	Chicago	Dallas Drake	1-0 W	0:17	Jan. 5, 2010	at Edmonton	Shane Doan (7)	5-4 W	1:37
Oct. 28, 1996	at Montreal	Mike Gartner	5-4 W	1:45	Jan. 26, 2010	at Detroit	Shane Doan (8)	5-4 W	3:50
Nov. 1, 1996	at Calgary	Jeremy Roenick	3-2 W	4:08	Feb. 9, 2011	Dallas	Radim Vrbata (2)	3-2 W	1:13
Nov. 28, 1996	New Jersey	Keith Tkachuk	4-3 W	4:08	Feb. 22, 2011	at Philadelphia	Shane Doan (9)	3-2 W	2:41
Dec. 7, 1996	at New Jersey	Darrin Shannon (2)	4-3 W	2:03	Oct. 29, 2011	Los Angeles	Daymond Langkow (2)	3-2 W	4:16
Feb. 15, 1997	Boston	Jayson More	5-4 W	1:14	Feb. 9, 2012	Calgary	Shane Doan (10)	2-1 W	3:05
Nov. 20, 1998	at San Jose	Dallas Drake (2)	2-1 W	0:37	Feb. 18, 2012	Dallas	Radim Vrbata (3)	2-1 W	1:15
Nov. 21, 1998	Edmonton	Rick Tocchet	3-2 W	4:08					

**Note, the NHL changed overtime to a 4-on-4 format beginning with the 1999-2000 season



OVERTIME GOALS AGAINST

DATE	OPPONENT	SCORER	SCORE	TIME
Nov. 16, 1983	Buffalo	Mike Ramsey	6 5 L	0:17
Nov. 19, 1983	at Minnesota	Brian Bellows	8 7 L	2:53
Jan. 5, 1984	at Philadelphia	Ilkka Sinisalo	7 6 L	2:32
Feb. 27, 1984	Edmonton	Dave Hunter	6 5 L	2:10
Mar. 9, 1984	NY Rangers	Mark Osborne	6 5 L	0:43
Mar. 23, 1984	Vancouver	Tony Tanti	4 3 L	3:16
Nov. 14, 1984	Pittsburgh	Mario Lemieux	4 3 L	3:54
Nov. 3, 1985	St. Louis	Doug Gilmour	4-3 L	3:55
Mar. 20, 1987	at Vancouver	Tony Tanti (2)	6 5 L	1:03
Mar. 31, 1987	at Edmonton	Steve Smith	5 4 L	2:29
Feb. 21, 1988	Edmonton	Kevin Lowe	4 3 L	3:15
Mar. 24, 1988	at Boston	Ray Bourque	4-3 L	0:52
Nov. 11, 1988	Chicago	Wayne Presley	6 5 L	1:59
Mar. 29, 1989	at Los Angeles	Marty McSorley	2 1 L	3:37
Nov. 5, 1989	at Chicago	Dave Manson	4 3 L	3:18
Feb. 20, 1990	Buffalo	Mike Hartman	4 3 L	2:06
Mar. 12, 1990	at Calgary	Theoren Fleury	5 4 L	1:40
Mar. 18, 1990	at Buffalo	Phil Housley	4 3 L	2:03
Mar. 18, 1991	at Calgary	Carey Wilson	4 3 L	2:28
Mar. 28, 1991	at Vancouver	Geoff Courtnall	3 2 L	1:49
Oct. 8, 1991	Vancouver	Geoff Courtnall (2)	3 2 L	3:32
Nov. 1, 1991	Calgary	Robert Reichel	7 6 L	4:37
Nov. 14, 1991	at St. Louis	Lee Norwood	2 1 L	2:31
Feb. 17, 1992	at NY Islanders	Tom Fitzgerald	5-4 L	2:55
Oct. 8, 1992	at San Jose	Kelly Kisio	4 3 L	4:00
Dec. 5, 1992	Montreal	Vincent Damphousse	3 2 L	2:18
Oct. 10, 1993	at Chicago	Dirk Graham	4 3 L	4:50
Oct. 29, 1993	Los Angeles	Rob Blake	4 3 L	3:07
Nov. 5, 1993	Ottawa	Bob Kudelski	7 6 L	1:33
Dec. 18, 1993	at Calgary	Ron Stern	5 4 L	2:32
Jan. 16, 1994	Tampa Bay	Mikael Andersson	3 2 L	0:09
Feb. 2, 1995	St.Louis	Brett Hull	5 4 L	3:32
Mar. 28, 1995	at San Jose	Jeff Friesen	6 5 L	4:27
Nov. 21, 1996	at St. Louis	Harry York	4-3 L	0:57
Jan. 9, 1997	Detroit	Igor Larionov	5-4 L	0:58
Jan. 12, 1997	Buffalo	Jason Dawe	3-2 L	0:10
Feb. 8, 1997	Dallas	Pat Verbeek	5-4 L	3:50
Oct. 8, 1997	Boston	Ted Donato	3-2 L	2:09
Mar. 6, 1998	Carolina	Jeff O'Neill	5-4 L	2:34
Jan. 1, 1999	Dallas	Brett Hull (2)	2-1 L	0:37
Jan. 28, 2000	at Washington	Calle Johansson	3-2 L	4:59
Mar. 17, 2000	Nashville	Greg Johnson	4-3 L	3:56
Mar. 26, 2000	at Anaheim	Oleg Tverdovsky	4-3 L	3:47
Apr. 1, 2000	at Edmonton	Tom Poti	4-3 L	3:07

DATE	OPPONENT	SCORER	SCORE	TIME
Dec. 16, 2000	San Jose	Gary Suter	2-1 L	1:53
Feb. 7, 2001	Carolina	Jeff O'Neill (2)	2-1 L	0:25
Mar. 29, 2001	at Nashville	David Legwand	4-3 L	0:36
Oct. 24, 2001	Anaheim	Mike Leclerc	3-2 L	1:49
Nov. 4, 2001	at Carolina	Josef Vasicek	1-0 L	0:52
Nov. 13, 2001	Edmonton	Ryan Smyth	5-4 L	2:51
Jan. 17, 2002	at Colorado	Ville Nieminen	3-2 L	4:58
Feb. 28, 2002	at Colorado	Chris Drury	2-1 L	3:15
Mar. 28, 2002	Anaheim	German Titov	2-1 L	3:58
Oct. 28, 2002	at NY Rangers	Petr Nedved	3-2 L	2:20
Dec. 3, 2002	San Jose	Teemu Selanne	3-2 L	4:17
Dec. 26, 2002	at Los Angeles	Brad Chartrand	4-3 L	3:14
Jan. 11, 2003	at Nashville	Scott Walker	4-3 L	0:37
Mar. 31, 2003	Los Angeles	Steve Kelly	5-4 L	1:42
Nov. 9, 2003	at Anaheim	Petr Sykora	2-1 L	3:43
Dec. 29, 2003	NY Rangers	Tom Poti	3-2 L	1:00
Feb. 4, 2004	Florida	Olli Jokinen	5-4 L	3:22
Feb. 25, 2004	Pittsburgh	Ric Jackman	4-3 L	1:48
Mar. 2, 2004	at Edmonton	Ryan Smyth	5-4 L	2:26
Mar. 16, 2004	Anaheim	Sergei Fedorov	3-2 L	0:29
Nov. 6, 2005	at Chicago	Brent Seabrook	2-1 L	4:21
Feb. 12, 2006	San Jose	Tom Preissing	5-4 L	1:54
Dec. 9, 2006	Dallas	Jere Lehtinen	4-3 L	4:55
Feb. 15, 2007	Anaheim	Teemu Selanne (2)	5-4 L	1:53
Mar. 18, 2007	at Dallas	Mike Ribeiro	5-4 L	4:19
Feb. 2, 2008	at Nashville	Alexander Radulov	3-2 L	4:10
Nov. 22, 2008	at Philadelphia	Mike Richards	4-3 L	1:35
Dec. 16, 2008	at Dallas	Loui Eriksson	2-1 L	3:39
Dec. 23, 2008	at Colorado	Brett Clark	5-4 L	1:48
Mar. 10, 2009	at Detroit	Johan Franzen	3-2 L	3:35
Nov. 19, 2009	at St. Louis	Erik Johnson	3-2 L	0:17
Oct. 16, 2010	Detroit	Niklas Kronwall	2-1 L	4:44
Oct. 23, 2010	Carolina	Anton Babchuk	4-3 L	2:52
Oct. 25, 2010	at Montreal	Andrei Kostitsyn	3-2 L	1:25
Nov. 8, 2010	at Detroit	Henrik Zetterberg	3-2 L	1:23
Jan. 2, 2011	at Minnesota	Cam Barker	6-5 L	0:46
Jan. 8, 2011	Buffalo	Drew Stafford	2-1 L	3:12
Mar. 8, 2011	Vancouver	Dan Hamhuis	4-3 L	2:13
Nov. 10, 2011	Montreal	Josh Gorges	3-2 L	1:45
Dec. 28, 2011	Boston	Dennis Seidenberg	2-1 L	0:58
Jan. 5, 2012	at Los Angeles	Drew Doughty	1-0 L	0:38

**Note, the NHL changed overtime to a 4-on-4 format beginning with the 1999-2000 season



SHOOTOUT RECORD

SEASON	OVERALL					HOME			ROAD		
	GP	W	L	GF/Shots	GA/Shots	GP	W	L	GP	W	L
2005-06	7	4	3	7/24	7/25	5	2	3	2	2	0
2006-07	7	5	2	8/26	6/29	4	3	1	3	2	1
2007-08	11	5	6	12/39	12/42	7	3	4	4	2	2
2008-09	6	3	3	10/28	11/28	6	3	3	0	0	0
2009-10	20	14	6	34/90	25/89	8	6	2	12	8	4
2010-11	11	5	6	13/39	13/37	6	3	3	5	2	3
2011-12	16	6	10	21/47	21/49	6	2	4	10	4	6
TOTALS	78	42	36	105/293	95/299	42	22	20	36	20	16

SHOOTOUT RESULTS

DATE	OPPONENT	DECIDING GOAL	GOALTENDERS	GF	GA	ROUNDS	SCORE
Oct. 13, 2005	Nashville	Paul Kariya	David LeNeveu/Chris Mason	0	1	3	5-4 L
Nov. 19, 2005	at San Jose	Geoff Sanderson	Curtis Joseph/Evgeni Nabokov	2	0	4	4-3 W
Jan. 12, 2006	at Buffalo	Geoff Sanderson (2)	Brian Boucher/Martin Biron	1	0	3	2-1 W
Jan. 21, 2006	Edmonton	Ladislav Nagy	Curtis Joseph/Jussi Markkanen	2	1	3	4-3 W
Jan. 29, 2006	Edmonton	Radek Dvorak	Curtis Joseph/Mike Morrison	1	2	6	4-3 L
Feb. 2, 2006	Los Angeles	Steven Reinprecht	Curtis Joseph/Mathieu Garon	1	0	3	2-1 W
Apr. 8, 2006	Dallas	Jussi Jokinen	Curtis Joseph/Johan Hedberg	0	2	3	3-2 L
Nov. 16, 2006	Chicago	Ladislav Nagy (2)	Curtis Joseph/Brian Boucher	2	1	3	3-2 W
Dec. 7, 2006	at Chicago	Shane Doan	Mikael Tellqvist/Nikolai Khabibulin	2	1	6	2-1 W
Dec. 14, 2006	Columbus	Mike Comrie	Mikael Tellqvist/Fredrik Norrena	1	0	3	5-4 W
Dec. 26, 2006	at Los Angeles	Anze Kopitar	Mikael Tellqvist/Barry Brust	0	2	3	4-3 L
Jan. 15, 2007	St. Louis	Ladislav Nagy (3)	Mikael Tellqvist/Manny Legace	2	1	4	5-4 W
Jan. 26, 2007	at Colorado	Ladislav Nagy (4)	Curtis Joseph/Peter Budaj	1	0	3	5-4 W
Mar. 24, 2007	Dallas	Jere Lehtinen	Curtis Joseph/Marty Turco	0	1	7	4-3 L
Nov. 23, 2007	at Anaheim	Shane Doan (2)	Ilya Bryzgalov/Jonas Hiller	2	0	2	4-3 W
Dec. 20, 2007	at San Jose	Peter Mueller	Ilya Bryzgalov/Evgeny Nabokov	1	0	3	3-2 W
Dec. 22, 2007	Vancouver	Taylor Pyatt	Ilya Bryzgalov/Roberto Luongo	1	2	4	2-1 L
Dec. 31, 2007	Colorado	Peter Mueller (2)	Ilya Bryzgalov/Peter Budaj	2	0	2	4-3 W
Jan. 5, 2008	Anaheim	Peter Mueller (3)	Ilya Bryzgalov/J.S. Giguere	1	0	3	3-2 W
Jan. 19, 2008	Chicago	Patrick Kane	Ilya Bryzgalov/Patrick Lalime	0	2	2	2-1 L
Feb. 5, 2008	at Calgary	Jarome Iginla	Ilya Bryzgalov/Miikka Kiprusoff	0	1	3	4-3 L
Feb. 22, 2008	Colorado	Cody McLeod	Mikael Tellqvist/Jose Theodore	2	3	12	3-2 L
Mar. 11, 2008	Anaheim	Radim Vrbata	Ilya Bryzgalov/J.S. Giguere	1	0	3	3-2 W
Mar. 20, 2008	Los Angeles	Patrick O'Sullivan	Mikael Tellqvist/Erik Ersberg	0	1	4	6-5 L
Apr. 6, 2008	at Anaheim	Ryan Getzlaf	Ilya Bryzgalov/Jonas Hiller	2	3	4	3-2 L
Nov. 18, 2008	Chicago	Jonathan Toews	Ilya Bryzgalov/Nikolai Khabibulin	0	2	2	3-2 L
Dec. 13, 2008	Detroit	Jiri Hudler	Ilya Bryzgalov/Chris Osgood	1	2	4	5-4 L
Jan. 10, 2009	Dallas	Kyle Turris	Ilya Bryzgalov/Marty Turco	3	2	5	1-0 W
Feb. 19, 2009	Atlanta	Daniel Carcillo	Mikael Tellqvist/Kari Lehtonen	2	1	8	4-3 W
Mar. 19, 2009	Anaheim	Bobby Ryan	Ilya Bryzgalov/Jonas Hiller	1	2	5	3-2 L
Apr. 11, 2009	Anaheim	Viktor Tikhonov	Ilya Bryzgalov/J-S Giguere	3	2	4	5-4 W
Oct. 12, 2009	at San Jose	Lauri Korpikoski	Ilya Bryzgalov/Evgeni Nabokov	2	1	3	1-0 W
Oct. 31, 2009	Anaheim	Radim Vrbata (2)	Ilya Bryzgalov/Jonas Hiller	1	0	3	3-2 W
Dec. 10, 2009	at Los Angeles	Justin Williams	Ilya Bryzgalov/Jonathan Quick	3	4	8	3-2 L
Dec. 17, 2009	at Columbus	Robert Lang	Jason LaBarbera/Mathieu Garon	2	1	3	2-1 W
Dec. 28, 2009	at San Jose	Joe Pavelski	Ilya Bryzgalov/Evgeni Nabokov	0	1	3	3-2 L
Dec. 29, 2009	Vancouver	Lauri Korpikoski (2)	Jason LaBarbera/Roberto Luongo	1	0	3	3-2 W
Dec. 31, 2009	San Jose	Ryane Clowe	Ilya Bryzgalov/Thomas Greiss	0	1	6	3-2 L
Jan. 9, 2010	NY Islanders	Matt Moulson	Jason LaBarbera/Dwayne Roloson	2	3	6	5-4 L
Jan. 28, 2010	Calgary	Robert Lang (2)	Ilya Bryzgalov/Miikka Kiprusoff	2	0	2	3-2 W
Feb. 2, 2010	at Nashville	Adrian Aucoin	Ilya Bryzgalov/Pekka Rinne	2	1	10	1-0 W
Feb. 5, 2010	at Chicago	Adrian Aucoin (2)	Jason LaBarbera/Cristobal Huet	2	1	3	2-1 W
Mar. 10, 2010	Vancouver	Adrian Aucoin (3)	Ilya Bryzgalov/Andrew Raycroft	4	3	6	4-3 W
Mar. 14, 2010	at Atlanta	Adrian Aucoin (4)	Jason LaBarbera/Ondrej Pavelec	2	1	4	3-2 W
Mar. 18, 2010	at Florida	Radim Vrbata (3)	Ilya Bryzgalov/Tomas Vokoun	2	1	3	4-3 W
Mar. 20, 2010	Chicago	Radim Vrbata (4)	Ilya Bryzgalov/Antti Niemi	1	0	3	5-4 W
Mar. 21, 2010	at Dallas	Adrian Aucoin (5)	Jason LaBarbera/Marty Turco	2	1	4	3-2 W
Mar. 25, 2010	at Nashville	David Legwand	Ilya Bryzgalov/Pekka Rinne	1	2	3	4-3 L
Apr. 3, 2010	Edmonton	Matthew Lombardi	Ilya Bryzgalov/Jeff Deslauriers	1	0	8	3-2 W
Apr. 8, 2010	at Los Angeles	Adrian Aucoin (6)	Jason LaBarbera/Jonathan Quick	2	1	4	3-2 W
Apr. 10, 2010	at San Jose	Logan Couture	Ilya Bryzgalov/Evgeni Nabokov	2	3	5	3-2 L



SHOOTOUT RESULTS (CONT'D)

DATE	OPPONENT	DECIDING GOAL	GOALTENDERS	GF	GA	ROUNDS	SCORE
Nov. 6, 2010	Pittsburgh	Mark Letestu	Ilya Bryzgalov/Brent Johnson	0	1	6	4-3 L
Nov. 19, 2010	at Edmonton	Eric Belanger	Ilya Bryzgalov/Devan Dubnyk	3	2	10	4-3 W
Dec. 4, 2010	Florida	Michael Frolik	Ilya Bryzgalov/Scott Clemmensen	2	3	10	2-1 L
Dec. 16, 2010	at N.Y. Rangers	Erik Christensen	Jason LaBarbera/Martin Biron	0	1	6	4-3 L
Dec. 18, 2010	at N.Y. Islanders	Radim Vrbata (5)	Jason LaBarbera/Nathan Lawson	3	1	5	4-3 W
Feb. 12, 2011	Chicago	Radim Vrbata (6)	Ilya Bryzgalov/Corey Crawford	1	0	6	3-2 W
Feb. 27, 2011	at Chicago	Jonathan Toews	Ilya Bryzgalov/Corey Crawford	0	1	6	4-3 L
Mar. 5, 2011	Detroit	Radim Vrbata (7)	Ilya Bryzgalov/Jimmy Howard	1	0	6	5-4 W
Mar. 29, 2011	Dallas	Ray Whitney	Ilya Bryzgalov/Kari Lehtonen	2	1	10	2-1 W
Apr. 1, 2011	Colorado	Ryan O'Reilly	Ilya Bryzgalov/Peter Budaj	0	1	5	4-3 L
Apr. 6, 2011	at Los Angeles	Jarret Stoll	Ilya Bryzgalov/Jonathan Quick	1	2	6	3-2 L
Oct. 10, 2011	at Dallas	Mike Ribeiro	Mike Smith/Kari Lehtonen	1	2	6	2-1 L
Oct. 25, 2011	Dallas	Trevor Daley	Mike Smith/Kari Lehtonen	1	2	16	2-1 L
Nov. 15, 2011	at Toronto	Patrick O'Sullivan	Mike Smith/Ben Scrivens	2	0	4	3-2 W
Dec. 5, 2011	at Chicago	Oliver Ekman-Larsson	Mike Smith/Ray Emery	2	0	4	4-3 W
Jan. 10, 2012	at N.Y. Rangers	Derek Stepan	Mike Smith/Henrik Lundqvist	1	2	12	2-1 L
Jan. 12, 2012	at Detroit	Henrik Zetterberg	Mike Smith/Jimmy Howard	1	2	8	3-2 L
Jan. 19, 2012	Detroit	Todd Bertuzzi	Mike Smith/Jimmy Howard	0	1	6	3-2 L
Feb. 13, 2012	at Vancouver	Ryan Kesler	Jason LaBarbera/Roberto Luongo	3	4	12	1-2 L
Feb. 21, 2012	Los Angeles	Mikkel Boedker	Mike Smith/Jonathan Quick	1	2	6	5-4 W
Feb. 23, 2012	at Calgary	Ray Whitney (2)	Mike Smith/Mikko Kiprusoff	1	0	5	4-3 W
Feb. 28, 2012	Vancouver	Ray Whitney (3)	Mike Smith/Cory Schneider	2	0	5	2-1 W
Mar. 8, 2012	Minnesota	Dany Heatley	Jason LaBarbera/Matt Hackett	2	3	10	3-2 L
Mar. 12, 2012	Nashville	Andrei Kostitsyn	Mike Smith/Pekka Rinne	0	1	5	5-4 L
Mar. 18, 2012	at Edmonton	Ray Whitney (4)	Mike Smith/Devan Dubnyk	2	1	5	3-2 W
Mar. 20, 2012	at Dallas	Mike Ribeiro	Mike Smith/Kari Lehtonen	0	1	6	4-3 L
Mar. 24, 2012	at San Jose	Michal Handzus	Mike Smith/Antti Niemi	0	2	4	4-3 L

SPECIAL TEAMS

POWER PLAY

	OPP	GF	PCT	RANK
1979-80	336	63	18.8	16/21
1980-81	345	60	17.4	21/21
1981-82	328	74	22.6	11/21
1982-83	317	71	22.4	10/21
1983-84	374	80	21.4	13/21
1984-85	315	75	23.8	5/21
1985-86	356	72	20.2	17/21
1986-87	400	52	17.3	19/21
1987-88	432	110	25.5	2/21
1988-89	357	79	22.1	5/21
1989-90	347	65	18.7	17/21
1990-91	381	74	19.4	11/21
1991-92	435	91	20.9	7/22
1992-93	467	98	21.0	8/24
1993-94	423	82	19.4	11/26
1994-95	219	42	19.2	9/26
1995-96	417	82	19.7	6/26
1996-97	359	65	18.1	6/26
1997-98	384	57	14.8	14/26
1998-99	342	41	12.0	26/27
1999-00	310	37	11.9	27/28
2000-01	343	57	16.6	14/30
2001-02	340	53	15.6	14/30
2002-03	385	55	14.3	21/30
2003-04	358	51	14.2	26/30
2005-06	541	96	17.7	19/30
2006-07	400	66	16.5	22/30
2007-08	339	63	18.6	11/30
2008-09	344	50	14.5	28/30
2009-10	314	46	14.6	28/30
2010-11	289	46	15.9	23/30
2011-12	251	34	13.6	29/30

PENALTY KILLING

	OPP	GA	PCT	RANK
1979-80	275	63	77.1	13/21
1980-81	261	67	74.3	18/21
1981-82	249	61	75.5	16/21
1982-83	294	78	73.5	17/21
1983-84	341	86	74.8	19/21
1984-85	319	70	78.1	11/21
1985-86	335	83	75.2	18/21
1986-87	324	53	83.6	1/21
1987-88	444	94	78.8	13/21
1988-89	374	82	78.1	14/21
1989-90	333	57	82.9	3/21
1990-91	351	57	83.8	3/21
1991-92	428	68	84.1	3/22
1992-93	438	80	81.7	11/24
1993-94	445	91	79.6	23/26
1994-95	235	40	83.0	13/26
1995-96	430	88	79.5	23/26
1996-97	334	47	85.9	5/26
1997-98	408	66	83.8	21/26
1998-99	348	45	87.1	5/27
1999-00	306	43	85.9	9/28
2000-01	432	64	85.2	8/30
2001-02	356	60	83.1	21/30
2002-03	412	77	81.3	27/30
2003-04	398	71	82.2	23/30
2005-06	513	98	80.9	22/30
2006-07	425	92	78.4	29/30
2007-08	332	64	80.7	24/30
2008-09	293	68	76.8	28/30
2009-10	317	49	84.5	6/30
2010-11	296	64	78.4	26/30
2011-12	249	36	85.5	8/30

PENALTY MINUTES

	MINS	AVG	RANK
1979-80	1251	15.6	8/21
1980-81	1191	14.9	1/21
1981-82	1314	16.4	18/21
1982-83	1089	13.6	3/21
1983-84	1579	19.7	15/21
1984-85	1540	19.3	14/21
1985-86	1774	22.2	13/21
1986-87	1537	19.2	2/21
1987-88	2278	28.5	16/21
1988-89	1843	23.0	8/21
1989-90	1629	20.4	4/21
1990-91	1675	20.9	3/21
1991-92	1907	23.8	13/22
1992-93	1851	22.0	13/24
1993-94	2143	25.5	26/26
1994-95	1141	23.8	24/26
1995-96	1622	19.8	13/26
1996-97	1582	19.3	15/26
1997-98	1602	19.5	15/26
1998-99	1412	17.2	20/27
1999-00	940	11.5	7/28
2000-01	1337	16.3	21/30
2001-02	1154	14.1	10/30
2002-03	1433	17.5	28/30
2003-04	1300	15.9	23/30
2005-06	1493	18.4	27/30
2006-07	1417	17.6	29/30
2007-08	1175	14.3	24/30
2008-09	1092	13.3	11/30
2009-10	905	11.3	5/30
2010-11	863	10.5	9/30
2011-12	757	9.2	3/30

SHORTHANDED

	GF	GA
1979-80	4	10
1980-81	8	15
1981-82	4	11
1982-83	10	7
1983-84	13	18
1984-85	12	17
1985-86	13	14
1986-87	6	9
1987-88	11	17
1988-89	15	13
1989-90	14	7
1990-91	8	12
1991-92	7	6
1992-93	3	14
1993-94	13	17
1994-95	7	6
1995-96	10	12
1996-97	9	14
1997-98	10	6
1998-99	8	5
1999-00	14	7
2000-01	9	6
2001-02	8	6
2002-03	4	11
2003-04	9	8
2005-06	9	11
2006-07	5	13
2007-08	11	12
2008-09	5	4
2009-10	3	7
2010-11	5	6
2011-12	6	6



PENALTY SHOTS FOR 9 Goals, 38 Chances

DATE	OPPONENT	PLAYER	GOALTENDER	RESULT
Oct. 19, 1979	Minnesota	Peter Sullivan	Gary Edwards	Failed
Jan. 1, 1985	Calgary	Bengt Lundholm	Reggie Lemelin	Failed
Oct. 13, 1985	Quebec	Doug Smail	Richard Sevigny	Failed
Dec. 11, 1988	at Vancouver	Brent Ashton	Kirk McLean	Scored
Dec. 17, 1988	at Washington	Dale Hawerchuk	Clint Malarchuk	Failed
Oct. 10, 1989	at Pittsburgh	Doug Smail	Tom Barrasso	Failed
Nov. 27, 1991	NY Rangers	Troy Murray	Mike Richter	Failed
Dec. 19, 1992	at St. Louis	Phil Housley	Curtis Joseph	Failed
Feb. 23, 1993	at Ottawa	Stu Barnes	Peter Sidorkiewicz	Failed
Mar. 9, 1993	at Tampa Bay	Teemu Selanne	Wendell Young	Scored
Feb. 6, 1995	at Calgary	Teemu Selanne	Trevor Kidd	Failed
Nov. 18, 1996	Detroit	Mike Hudson	Chris Osgood	Failed
Jan. 24, 1998	Edmonton	Keith Tkachuk	Bob Essensa	Failed
Mar. 25, 1999	Washington	Robert Reichel	Rick Tabaracci	Failed
Dec. 2, 1999	Tampa Bay	Jeremy Roenick	Dan Cloutier	Scored
Jan. 12, 2000	Pittsburgh	Keith Tkachuk	J-Sebastien Aubin	Scored
Mar. 17, 2000	Nashville	Jeremy Roenick	Tomas Vokoun	Scored
Feb. 28, 2001	at Columbus	Jeremy Roenick	Marc Denis	Failed
Mar. 30, 2002	Colorado	Krystofer Kolanos	Patrick Roy	Scored
Apr. 9, 2002	at Calgary	Michal Handzus	Roman Turek	Failed

DATE	OPPONENT	PLAYER	GOALTENDER	RESULT
Mar. 14, 2003	Chicago	Mike Johnson	Jocelyn Thibault	Failed
Mar. 14, 2004	at Colorado	Mike Comrie	Tommy Salo	Failed
Apr. 3, 2004	Chicago	Ivan Novoseltsev	Adam Munro	Failed
Oct. 8, 2005	Minnesota	Ladislav Nagy	Dwayne Roloson	Scored
Oct. 17, 2005	at Calgary	Oleg Saprykin	Miikka Kiprusoff	Failed
Nov. 25, 2005	at Dallas	Mike Comrie	Marty Turco	Failed
Nov. 26, 2005	Vancouver	Shane Doan	Alexander Auld	Failed
Dec. 29, 2005	Los Angeles	Ladislav Nagy	Jason LaBarbera	Failed
Mar. 18, 2007	Dallas	Shane Doan	Marty Turco	Failed
Dec. 29, 2007	Detroit	Radim Vrbata	Chris Osgood	Scored
Jan. 10, 2008	at Edmonton	Shane Doan	Mathieu Garon	Failed
Feb. 10, 2008	Nashville	Keith Yandle	Dan Ellis	Failed
Nov. 14, 2009	Dallas	Shane Doan	Marty Turco	Failed
Mar. 20, 2010	Chicago	Matthew Lombardi	Antti Niemi	Failed
Feb. 19, 2011	at Nashville	Shane Doan	Pekka Rinne	Failed
Nov. 21, 2011	at Washington	Lauri Korpikoski	Tomas Vokoun	Scored
Mar. 10, 2012	vs. San Jose	Ray Whitney	Antti Niemi	Failed
Mar. 18, 2012	at Edmonton	Keith Yandle	Devan Dubnyk	Failed

PENALTY SHOTS AGAINST 18 Goals, 46 Chances

DATE	OPPONENT	PLAYER	GOALTENDER	RESULT
Dec. 14, 1980	NY Islanders	Anders Kallur	Pierre Hamel	Failed
Feb. 6, 1981	at Edmonton	Wayne Gretzky	Pierre Hamel	Failed
Dec. 19, 1983	at Calgary	Doug Risebrough	Doug Soetaert	Scored
Feb. 23, 1985	at Montreal	Chris Nilan	Brian Hayward	Scored
Oct. 16, 1985	at Detroit	Gerard Gallant	Brian Hayward	Scored
Dec. 28, 1986	Minnesota	Kent Nilsson	Eldon Reddick	Failed
Oct. 25, 1987	Los Angeles	Luc Robitaille	Eldon Reddick	Scored
Mar. 10, 1988	at Calgary	Hakan Loob	Daniel Berthiaume	Failed
Nov. 29, 1988	NY Rangers	Guy Lafleur	Eldon Reddick	Failed
Jan. 31, 1989	at St. Louis	Doug Evans	Daniel Berthiaume	Scored
Feb. 13, 1989	at Detroit	Steve Yzerman	Bob Essensa	Scored
Feb. 28, 1992	at Vancouver	Pavel Bure	Rick Tabaracci	Scored
Feb. 1, 1993	at Ottawa	Laurie Boschman	Mike O'Neill	Scored
Oct. 31, 1993	Calgary	Paul Ranheim	Bob Essensa	Scored
Nov. 3, 1993	St. Louis	Philippe Bozon	Bob Essensa	Failed
Mar. 29, 1994	at San Jose	Sergei Makarov	Tim Cheveldae	Scored
Mar. 22, 1995	at Detroit	Bob Errey	Nikolai Khabibulin	Failed
Apr. 8, 1995	at Toronto	Dave Andreychuk	Tim Cheveldae	Failed
Feb. 1, 1996	at Colorado	Peter Forsberg	Tim Cheveldae	Failed
Feb. 26, 1996	Los Angeles	Kevin Stevens	Nikolai Khabibulin	Failed
Dec. 3, 1997	at Tampa Bay	Dino Ciccarelli	Nikolai Khabibulin	Failed
Jan. 26, 1998	Vancouver	Pavel Bure	Nikolai Khabibulin	Scored
Jan. 10, 2000	at NY Islanders	Brad Isbister	Sean Burke	Scored

DATE	OPPONENT	PLAYER	GOALTENDER	RESULT
Oct. 27, 2001	Colorado	Greg de Vries	Sean Burke	Failed
Jan. 27, 2004	Calgary	Shean Donovan	Sean Burke	Scored
Feb. 2, 2004	Columbus	David Vyborny	Brian Boucher	Scored
Oct. 8, 2005	Minnesota	Alexandre Daigle	Curtis Joseph	Failed
Nov. 10, 2005	Calgary	Jarome Iginla	Curtis Joseph	Scored
Mar. 4, 2006	Detroit	Nicklas Lidstrom	Philippe Sauve	Failed
Mar. 7, 2006	at Detroit	Mark Mowers	Curtis Joseph	Failed
Oct. 24, 2006	at Calgary	Daymond Langkow	Curtis Joseph	Failed
Nov. 3, 2006	at Anaheim	Andy McDonald	Curtis Joseph	Scored
Feb. 19, 2007	at Nashville	Jean-Pierre Dumont	Curtis Joseph	Scored
Mar. 8, 2007	Vancouver	Daniel Sedin	Curtis Joseph	Failed
Oct. 30, 2007	at St. Louis	Lee Stempniak	Mikael Tellqvist	Failed
Nov. 12, 2007	at San Jose	Joe Pavelski	Mikael Tellqvist	Failed
Jan. 19, 2008	Chicago	Rene Bourque	Ilya Bryzgalov	Failed
Dec. 19, 2009	at Anaheim	Todd Marchant	Ilya Bryzgalov	Failed
Jan. 7, 2010	at Vancouver	Mason Raymond	Ilya Bryzgalov	Failed
Dec. 26, 2010	at Dallas	Loui Eriksson	Jason LaBarbera	Failed
Feb. 25, 2011	at Columbus	RJ Umberger	Ilya Bryzgalov	Failed
Mar. 8, 2011	Vancouver	Alex Burrows	Ilya Bryzgalov	Failed
Mar. 17, 2011	at Edmonton	Andrew Coglian	Ilya Bryzgalov	Failed
Oct. 15, 2011	vs. Winnipeg	Nik Antropov	Mike Smith	Failed
Dec. 20, 2011	at Carolina	Stephen Weiss	Jason LaBarbera	Failed
Dec. 31, 2011	at Minnesota	Matt Cullen	Curtis McElhinney	Scored
Jan. 10, 2012	at N.Y. Rangers	Marian Gaborik	Mike Smith	Failed



HAT TRICKS FOR

DATE	OPPONENT	RESULT	PLAYER	G
Dec. 15, 1979	Montreal	6-2 W	Willy Lindstrom	3
Mar. 26, 1980	Hartford	7-0 W	Dave Christian	3
Oct. 17, 1980	Chicago	6-2 W	Morris Lukowich	3
Nov. 2, 1980	Washington	4-4 T	Norm Dupont	3
Feb. 12, 1981	at NY Rangers	8-6 L	Dave Christian	3
Oct. 25, 1981	Los Angeles	9-4 W	Dale Hawerchuk	3
Mar. 2, 1982	at Philadelphia	7-6 W	Willy Lindstrom	5
Mar. 13, 1982	at Toronto	10-2 W	Dale Hawerchuk	3
Oct. 24, 1982	Edmonton	9-5 W	Dale Hawerchuk	3
Feb. 4, 1983	Pittsburgh	6-4 W	Dale Hawerchuk	3
Feb. 25, 1983	Hartford	5-3 W	Dale Hawerchuk	3
Mar. 23, 1983	Edmonton	7-4 W	Lucien DeBlois	3
Mar. 30, 1983	Los Angeles	10-5 W	Ron Wilson	4
Apr. 3, 1983	Detroit	8-3 W	Thomas Steen	3
Oct. 5, 1983	Detroit	6-6 T	Scott Arniel	3
Dec. 14, 1983	at Toronto	8-4 W	Dale Hawerchuk	3
Jan. 18, 1984	at Pittsburgh	5-4 W	Paul MacLean	3
Mar. 6, 1984	at Los Angeles	7-3 W	Paul MacLean	3
Nov. 24, 1984	at Los Angeles	9-5 W	Laurie Boschman	3
Dec. 14, 1984	Toronto	6-4 W	Dale Hawerchuk	3
Jan. 4, 1985	at Edmonton	7-4 L	Dale Hawerchuk	3
Jan. 21, 1985	Pittsburgh	7-6 W	Dale Hawerchuk	3
Oct. 23, 1985	Edmonton	9-3 W	Perry Turnbull	3
Mar. 19, 1986	Montreal	6-4 W	Brian Mullen	3
Mar. 31, 1986	at Los Angeles	5-2 W	Ray Neufeld	3
Nov. 2, 1986	at NY Rangers	5-4 W	Paul MacLean	3
Nov. 9, 1986	New Jersey	8-1 W	Thomas Steen	3
Nov. 13, 1986	at Los Angeles	6-5 W	Paul MacLean	3
Feb. 20, 1987	Boston	6-2 W	Doug Smail	3
Mar. 25, 1987	Calgary	10-1 W	Doug Smail	3
Nov. 1, 1987	Vancouver	7-3 W	Ray Neufeld	3
Nov. 25, 1987	at Detroit	10-8 L	Paul MacLean	3
Dec. 28, 1987	at Los Angeles	5-2 W	Ray Neufeld	3
Feb. 3, 1988	Calgary	9-0 W	Laurie Boschman	3
Feb. 6, 1988	at Minnesota	8-8- T	Dale Hawerchuk	3
Mar. 5, 1988	at Toronto	10-1 W	Paul MacLean	3
Mar. 9, 1988	Calgary	6-6 T	Paul MacLean	4
Nov. 8, 1988	at Quebec	8-4 W	Dale Hawerchuk	3
Nov. 20, 1988	Edmonton	7-4 W	Iain Duncan	3
Nov. 20, 1988	Edmonton	7-4 W	Andrew McBain	3
Jan. 26, 1989	at NY Islanders	8-6 L	Dale Hawerchuk	3
Feb. 19, 1989	Hartford	7-6 W	Brent Ashton	3
Mar. 18, 1989	at Toronto	10-2 W	Thomas Steen	3
Nov. 11, 1991	Los Angeles	6-2 W	Stu Barnes	3
Oct. 14, 1992	Edmonton	7-3 W	Teemu Selanne	3
Nov. 17, 1992	at Tampa Bay	6-5 W	Evgeny Davydov	3
Dec. 11, 1992	at Washington	8-6 L	Teemu Selanne	3
Feb. 22, 1993	Ottawa	6-3 W	Thomas Steen	3
Feb. 28, 1993	Minnesota	7-6 W	Teemu Selanne	4
Mar. 2, 1993	Quebec	7-4 L	Teemu Selanne	3
Mar. 9, 1993	at Tampa Bay	4-2 W	Teemu Selanne	3

DATE	OPPONENT	RESULT	PLAYER	G
Oct. 6, 1993	Washington	6-4 W	Teemu Selanne	3
Oct. 23, 1993	at Philadelphia	9-6 W	Keith Tkachuk	3
Nov. 9, 1993	at NY Islanders	5-2 W	Alexei Zhamnov	3
Nov. 30, 1993	at Los Angeles	8-6 W	Alexei Zhamnov	3
Dec. 23, 1993	Quebec	5-2 W	Teemu Selanne	3
Feb. 11, 1995	at St. Louis	3-2 W	Alexei Zhamnov	3
Mar. 28, 1995	at San Jose	6-5 L	Nelson Emerson	3
Apr. 1, 1995	at Los Angeles	7-7 T	Alexei Zhamnov	5
Oct. 7, 1995	Dallas	7-5 W	Igor Korolev	3
Dec. 12, 1995	Montreal	6-5 L	Eddie Olczyk	3
Dec. 15, 1995	Edmonton	9-4 W	Teemu Selanne	4
Feb. 1, 1996	at Colorado	6-4 L	Alexei Zhamnov	3
Mar. 26, 1996	at Dallas	8-2 W	Keith Tkachuk	4
Oct. 7, 1996	at Boston	5-2 W	Mike Gartner	3
Nov. 28, 1996	New Jersey	4-3 W	Keith Tkachuk	3
Feb. 18, 1997	Los Angeles	6-1 W	Jim McKenzie	3
Mar. 20, 1997	at Chicago	4-2 W	Keith Tkachuk	4
Dec. 1, 1997	at Florida	3-2 W	Keith Tkachuk	3
Dec. 26, 1997	at San Jose	4-0 W	Keith Tkachuk	3
Apr. 3, 1998	Anaheim	6-3 W	Keith Tkachuk	3
Mar. 7, 1999	Nashville	4-3 W	Keith Tkachuk	3
Nov. 25, 1999	New Jersey	4-2 W	Jeremy Roenick	3
Nov. 26, 1999	Colorado	7-0 W	Jeremy Roenick	3
Dec. 20, 2000	Calgary	4-2 W	Keith Tkachuk	3
Feb. 23, 2001	at Buffalo	7-3 W	Jeremy Roenick	3
Oct. 13, 2001	Washington	5-2 W	Daymond Langkow	3
Jan. 24, 2003	at Edmonton	5-1 W	Daymond Langkow	3
Nov. 27, 2003	Los Angeles	6-4 W	Ladislav Nagy	3
Dec. 3, 2005	Carolina	8-4 W	Ladislav Nagy	3
Apr. 1, 2006	at San Jose	4-3 W	Steven Reinprecht	3
Dec. 30, 2006	San Jose	8-0 W	Jeremy Roenick	3
Oct. 11, 2007	at Nashville	6-3 W	Fredrik Sjostrom	3
Nov. 7, 2007	at Anaheim	6-5 W	Peter Mueller	3
Jan. 2, 2008	at Colorado	5-2 W	Steven Reinprecht	3
Jan. 24, 2008	vs. Nashville	4-3 W (OT)	Radim Vrbata	3
Feb. 5, 2008	at Calgary	4-3 L (SO)	Peter Mueller	3
Apr. 4, 2008	at Dallas	4-2 W	Daniel Carcillo	3
Dec. 4, 2008	Toronto	6-3 W	Martin Hanzal	3
Feb. 21, 2009	at Los Angeles	6-3 W	Olli Jokinen	3
Jan. 21, 2010	Nashville	4-2 W	Scottie Upshall	3
Oct. 21, 2010	Los Angeles	4-2 W	Lee Stempniak	3
Nov. 3, 2010	Nashville	4-3 W	Ed Jovanovski	3
Nov. 12, 2010	Calgary	5-4 W	Vernon Fiddler	3
Nov. 13, 2010	St. Louis	5-3 W	Ray Whitney	3
Jan. 7, 2012	N.Y. Islanders	5-1 W	Shane Doan	3



SHUTOUTS FOR

DATE	OPPONENT	RESULT	SAVES	GOALTENDER	DATE	OPPONENT	RESULT	SAVES	GOALTENDER
Feb. 12, 1980	at NY Islanders	0-0 T	20	Markus Mattsson	Oct. 30, 2000	at Colorado	4-0 W	45	Sean Burke
Mar. 26, 1980	Hartford	7-0 W	27	Markus Mattsson	Nov. 12, 2000	at NY Rangers	2-0 W	39	Sean Burke
Jan. 31, 1981	at Toronto	2-0 W	38	Markus Mattsson	Nov. 30, 2000	Minnesota	2-0 W	30	Robert Esche
Jan. 20, 1982	Washington	3-0 W	21	Doug Soetaert	Feb. 9, 2001	Edmonton	2-0 W	38	Sean Burke
Mar. 5, 1982	Detroit	2-0 W	33	Doug Soetaert	Feb. 16, 2001	at Carolina	2-0 W	33	Robert Esche
Mar. 20, 1982	Toronto	7-0 W	21	Ed Staniowski	Mar. 28, 2001	at Minnesota	2-0 W	29	Sean Burke
Oct. 9, 1982	at Detroit	8-0 W	36	Ed Staniowski	Oct. 27, 2001	Colorado	1-0 W	29	Sean Burke
Mar. 9, 1983	Buffalo	6-0 W	24	Brian Hayward	Nov. 29, 2001	Nashville	1-0 W	27	Sean Burke
Nov. 7, 1984	at Hartford	3-0 W	29	Marc Behrend	Dec. 5, 2001	St. Louis	3-0 W	27	Sean Burke
Jan. 5, 1986	Vancouver	4-0 W	20	Dan Bouchard	Dec. 31, 2001	NY Rangers	5-0 W	37	Sean Burke
Mar. 16, 1986	Detroit	6-0 W	15	Dan Bouchard	Jan. 21, 2002	at Nashville	1-0 W	19	Robert Esche
Nov. 7, 1986	St. Louis	2-0 W	25	Daniel Berthiaume	Mar. 24, 2002	Los Angeles	4-0 W	25	Sean Burke
Jan. 9, 1987	Hartford	3-0 W	29	Eldon Reddick	Dec. 28, 2002	Philadelphia	4-0 W	23	Sean Burke
				Daniel Berthiaume	Jan. 8, 2003	at Chicago	0-0 T	40	Zac Bierk
Jan. 19, 1988	St. Louis	3-0 W	23	Daniel Berthiaume	Apr. 4, 2003	Nashville	1-0 W	24	Sean Burke
Feb. 3, 1988	Calgary	9-0 W	25	Daniel Berthiaume	Oct. 12, 2003	at Anaheim	2-0 W	31	Sean Burke
Nov. 18, 1988	Toronto	3-0 W	30	Alain Chevrier	Dec. 31, 2003	Los Angeles	4-0 W	21	Brian Boucher
Feb. 26, 1989	Calgary	1-0 W	24	Bob Essensa	Jan. 2, 2004	at Dallas	6-0 W	35	Brian Boucher
Nov. 18, 1989	at Philadelphia	1-0 W (OT)	31	Daniel Berthiaume	Jan. 4, 2004	at Carolina	3-0 W	26	Brian Boucher
Mar. 29, 1990	at Los Angeles	1-0 W	30	Bob Essensa	Jan. 7, 2004	at Washington	3-0 W	27	Brian Boucher
Oct. 31, 1990	at Edmonton	1-0 W (OT)	34	Bob Essensa	Jan. 9, 2004	at Minnesota	2-0 W	21	Brian Boucher
Dec. 28, 1990	Boston	6-0 W	31	Bob Essensa	Oct. 17, 2005	at Calgary	2-0 W	25	Curtis Joseph
Jan. 21, 1991	Minnesota	2-0 W	28	Bob Essensa	Nov. 3, 2005	Los Angeles	4-0 W	21	Curtis Joseph
Feb. 17, 1991	Quebec	6-0 W	25	Rick Tabaracci	Apr. 13, 2006	Los Angeles	3-0 W	32	Curtis Joseph
Mar. 23, 1991	at Edmonton	3-0 W	26	Bob Essensa	Apr. 16, 2006	at St. Louis	3-0 W	40	Curtis Joseph
Oct. 25, 1991	Philadelphia	2-0 W	34	Bob Essensa	Dec. 23, 2006	Anaheim	2-0 W	29	Mikael Tellqvist
Nov. 16, 1991	at New Jersey	1-0 W	40	Bob Essensa	Dec. 30, 2006	San Jose	8-0 W	40	Curtis Joseph
Nov. 23, 1991	at Edmonton	4-0 W	36	Bob Essensa	Jan. 4, 2007	at Carolina	2-0 W	29	Curtis Joseph
Jan. 23, 1992	at Philadelphia	1-0 W	24	Stephane Beauregard	Feb. 6, 2007	at Columbus	3-0 W	28	Curtis Joseph
Jan. 28, 1992	at Pittsburgh	4-0 W	38	Bob Essensa	Feb. 27, 2007	at Edmonton	3-0 W	26	Curtis Joseph
Feb. 2, 1992	San Jose	6-0 W	40	Bob Essensa	Mar. 12, 2007	Philadelphia	4-0 W	24	Mikael Tellqvist
Mar. 11, 1992	San Jose	3-0 W	20	Stephane Beauregard	Oct. 25, 2007	at Anaheim	1-0 W	31	Alex Auld
Dec. 19, 1992	at St. Louis	1-0 W	32	Bob Essensa	Nov. 2, 2007	at Dallas	5-0 W	35	Mikael Tellqvist
Apr. 15, 1993	Edmonton	3-0 W	31	Bob Essensa	Nov. 17, 2007	at Los Angeles	1-0 W	28	Ilya Bryzgalov
Oct. 16, 1993	Chicago	1-0 W (OT)	33	Bob Essensa	Feb. 18, 2008	at Los Angeles	4-0 W	34	Mikael Tellqvist
Mar. 16, 1994	St. Louis	4-0 W	41	Tim Cheveldae	Feb. 24, 2008	St. Louis	2-0 W	35	Ilya Bryzgalov
Nov. 26, 1995	Edmonton	4-0 W	34	Nikolai Khabibulin	Mar. 13, 2008	Vancouver	2-0 W	24	Ilya Bryzgalov
Feb. 23, 1996	Chicago	1-0 W (OT)	36	Nikolai Khabibulin	Dec. 20, 2008	Columbus	2-0 W	33	Ilya Bryzgalov
Dec. 5, 1996	at St. Louis	3-0 W	33	Darcy Wakaluk	Jan. 10, 2009	Dallas	1-0 W (SO)	38	Ilya Bryzgalov
Jan. 25, 1997	Vancouver	4-0 W	26	Nikolai Khabibulin	Feb. 11, 2009	at Dallas	1-0 W	33	Ilya Bryzgalov
Jan. 29, 1997	at Detroit	3-0 W	30	Nikolai Khabibulin	Apr. 1, 2009	at Colorado	3-0 W	23	Al Montoya
Feb. 12, 1997	at Dallas	5-0 W	33	Nikolai Khabibulin	Oct. 7, 2009	at Pittsburgh	3-0 W	24	Ilya Bryzgalov
Mar. 5, 1997	at Florida	3-0 W	14	Nikolai Khabibulin	Oct. 12, 2009	at San Jose	1-0 W (SO)	26	Ilya Bryzgalov
Mar. 6, 1997	at Tampa Bay	5-0 W	30	Nikolai Khabibulin	Oct. 29, 2009	at St. Louis	2-0 W	32	Ilya Bryzgalov
Mar. 8, 1997	at Chicago	2-0 W	28	Nikolai Khabibulin	Dec. 7, 2009	Minnesota	2-0 W	28	Ilya Bryzgalov
Mar. 22, 1997	at Toronto	3-0 W	33	Nikolai Khabibulin	Dec. 23, 2009	Anaheim	4-0 W	21	Ilya Bryzgalov
Nov. 8, 1997	at Toronto	3-0 W	25	Nikolai Khabibulin	Feb. 2, 2010	at Nashville	1-0 W (SO)	25	Ilya Bryzgalov
Nov. 22, 1997	Toronto	2-0 W	28	Nikolai Khabibulin	Mar. 6, 2010	Anaheim	4-0 W	32	Ilya Bryzgalov
Dec. 26, 1997	at San Jose	4-0 W	30	Nikolai Khabibulin	Mar. 13, 2010	at Carolina	4-0 W	29	Ilya Bryzgalov
Jan. 1, 1998	Los Angeles	4-0 W	23	Nikolai Khabibulin	Nov. 23, 2010	Edmonton	5-0 W	23	Ilya Bryzgalov
Mar. 14, 1998	at St. Louis	2-0 W	24	Jimmy Waite	Dec. 5, 2010	at Anaheim	3-0 W	26	Ilya Bryzgalov
Nov. 1, 1998	at Los Angeles	3-0 W	31	Nikolai Khabibulin	Dec. 26, 2010	at Dallas	1-0 W	30	Jason LaBarbera
Nov. 11, 1998	at Dallas	2-0 W	38	Jimmy Waite	Jan. 6, 2011	at Colorado	2-0 W	34	Jason LaBarbera
Nov. 28, 1998	at Los Angeles	4-0 W	20	Nikolai Khabibulin	Jan. 20, 2011	at Los Angeles	2-0 W	36	Ilya Bryzgalov
Dec. 12, 1998	at Ottawa	2-0 W	42	Nikolai Khabibulin	Feb. 5, 2011	Minnesota	1-0 W	25	Ilya Bryzgalov
Jan. 11, 1999	Buffalo	1-0 W	23	Nikolai Khabibulin	Feb. 7, 2011	Colorado	3-0 W	26	Ilya Bryzgalov
Feb. 6, 1999	Chicago	3-0 W	28	Nikolai Khabibulin	Mar. 10, 2011	Calgary	3-0 W	39	Ilya Bryzgalov
Feb. 10, 1999	Los Angeles	3-0 W	26	Nikolai Khabibulin	Mar. 24, 2011	Columbus	3-0 W	28	Ilya Bryzgalov
Mar. 13, 1999	Anaheim	1-0 W	27	Nikolai Khabibulin	Nov. 12, 2011	at San Jose	3-0 W	31	Mike Smith
Apr. 17, 1999	Dallas	2-0 W	27	Nikolai Khabibulin	Nov. 26, 2011	Dallas	3-0 W	26	Mike Smith
Oct. 5, 1999	Anaheim	4-0 W	21	Mikhail Shtalenkov	Feb. 11, 2012	Chicago	3-0 W	38	Mike Smith
Oct. 31, 1999	at Anaheim	3-0 W	33	Mikhail Shtalenkov	Feb. 16, 2012	at Los Angeles	1-0 W	28	Mike Smith
Nov. 26, 1999	Colorado	7-0 W	28	Sean Burke	Mar. 10, 2012	San Jose	3-0 W	42	Mike Smith
Feb. 1, 2000	at San Jose	1-0 W (OT)	34	Bob Essensa	Mar. 29, 2012	San Jose	2-0 W	38	Mike Smith
Mar. 9, 2000	NY Islanders	5-0 W	30	Sean Burke	Mar. 31, 2012	Anaheim	4-0 W	44	Mike Smith
Mar. 11, 2000	Vancouver	5-0 W	26	Sean Burke	Apr. 3, 2012	Columbus	2-0 W	54	Mike Smith



HIGHEST SCORING GAMES

DATE	OPPONENT	RESULT	TOTAL GOALS
Nov. 25, 1987	at Detroit	10-8 L	18
Nov. 11, 1981	at Minnesota	15-2 L	17
Feb. 25, 1985	at NY Rangers	12-5 W	17
Feb. 2, 1982	at St. Louis	10-6 L	16
Mar. 30, 1983	Los Angeles	10-5 W	15
Nov. 24, 1990	at Quebec	11-4 W	15
Feb. 6, 1981	at Edmonton	10-4 L	14
Oct. 19, 1983	Montreal	12-2 L	14
Dec. 15, 1982	at Chicago	10-3 L	13
Mar. 27, 1981	Vancouver	10-2 L	12
Nov. 29, 1981	Edmonton	10-2 L	12
Mar. 13, 1982	at Toronto	10-2 W	12
Mar. 18, 1989	at Toronto	10-2 W	12
Mar. 1, 2000	Carolina	7-5 W	12
Dec. 3, 2005	Carolina	8-4 W	12
Mar. 10, 2007	Chicago	7-5 L	12
Mar. 18, 2008	at Edmonton	8-4 L	12
Feb. 14, 2009	Calgary	7-5 L	12
Mar. 5, 1981	at Philadelphia	10-1 L	11
Mar. 25, 1987	Calgary	10-1 W	11
Mar. 5, 1988	at Toronto	10-1 W	11
Oct. 12, 1988	at Chicago	10-1 L	11
Oct. 15, 2000	at Los Angeles	6-5 W	11
Feb. 27, 2001	at Boston	7-4 L	11
Mar. 24, 2001	Edmonton	7-4 W	11
Jan. 9, 2002	San Jose	6-5 L	11
Feb. 8, 2002	Los Angeles	6-5 W	11
Dec. 26, 2005	at Colorado	7-4 L	11
Dec. 29, 2005	Los Angeles	6-5 W	11
Jan. 31, 2006	Vancouver	7-4 L	11
Oct. 11, 2006	at Detroit	9-2 L	11
Nov. 30, 2006	Los Angeles	7-4 W	11
Nov. 7, 2007	at Anaheim	6-5 W (OT)	11
Mar. 20, 2008	at Los Angeles	6-5 L (SO)	11
Mar. 30, 2009	Dallas	6-5 W (OT)	11
Jan. 2, 2011	at Minnesota	6-5 L (OT)	11
Feb. 23, 2011	at Tampa Bay	8-3 L	11



LOWEST SCORING GAMES

DATE	OPPONENT	RESULT	GOALTENDER	GOAL
Feb. 12, 1980	at NY Islanders	0-0 T	Markus Mattsson	—
Jan. 8, 2003	at Chicago	0-0 T	Zac Bierk	—
Jan. 10, 2009	Dallas	1-0 W (SO)	Ilya Bryzgalov	*Kyle Turris
Oct. 12, 2009	at San Jose	1-0 W (SO)	Ilya Bryzgalov	*Lauri Korpikoski
Feb. 2, 2010	at Nashville	1-0 W (SO)	Ilya Bryzgalov	*Adrian Aucoin
Jan. 5, 2012	at Los Angeles	1-0 L (OT)	Mike Smith	Drew Doughty
Feb. 26, 1989	Calgary	1-0 W	Bob Essensa	Dale Hawerchuk
Nov. 18, 1989	at Philadelphia	1-0 W (OT)	Daniel Berthiaume	Doug Smail
Mar. 29, 1990	at Los Angeles	1-0 W	Bob Essensa	Pat Elynuik
Oct. 31, 1990	at Edmonton	1-0 W (OT)	Bob Essensa	Pat Elynuik
Nov. 16, 1991	at New Jersey	1-0 W	Bob Essensa	Ed Olczyk
Jan. 23, 1992	at Philadelphia	1-0 W	Stephane Beauregard	Phil Housley
Mar. 13, 1992	Hartford	1-0 L	Stephane Beauregard	Bobby Holik
Dec. 19, 1992	at St. Louis	1-0 W	Bob Essensa	Thomas Steen
Oct. 16, 1993	Chicago	1-0 W (OT)	Bob Essensa	Nelson Emerson
Feb. 16, 1996	Pittsburgh	1-0 L	Nikolai Khabibulin	Jaromir Jagr
Feb. 23, 1996	Chicago	1-0 W (OT)	Nikolai Khabibulin	Dallas Drake
Oct. 5, 1996	Hartford	1-0 L	Nikolai Khabibulin	Alexander Godynyuk
Jan. 11, 1999	Buffalo	1-0 W	Nikolai Khabibulin	Dallas Drake
Mar. 13, 1999	Anaheim	1-0 W	Nikolai Khabibulin	Mike Stapleton
Mar. 29, 1999	at Vancouver	1-0 L	Mikhail Shtalenkov	Peter Schaefer
Apr. 6, 1999	San Jose	1-0 L	Nikolai Khabibulin	Bill Houlder
Feb. 1, 2000	at San Jose	1-0 W (OT)	Bob Essensa	Keith Carney
Feb. 22, 2000	at Montreal	1-0 L	Sean Burke	Benoit Brunet
Oct. 27, 2001	Colorado	1-0 W	Sean Burke	Krystofer Kolanos
Nov. 4, 2001	at Carolina	1-0 L	Sean Burke	Josef Vasicek
Nov. 29, 2001	Nashville	1-0 W	Sean Burke	Sergei Berezin
Jan. 21, 2002	at Nashville	1-0 W	Robert Esche	Sergei Berezin
Jan. 18, 2003	Buffalo	1-0 L	Zac Bierk	Curtis Brown
Jan. 26, 2003	at Vancouver	1-0 L	Zac Bierk	Markus Naslund
Apr. 4, 2003	Nashville	1-0 W	Sean Burke	Branko Radivojevic
Nov. 23, 2003	at Atlanta	1-0 L	Brian Boucher	Marc Savard
Mar. 31, 2004	at Calgary	1-0 L	Brent Johnson	Jarome Iginla
Nov. 9, 2006	Dallas	1-0 L	Curtis Joseph	Brenden Morrow
Feb. 3, 2007	Minnesota	1-0 L	Curtis Joseph	Marian Gaborik
Oct. 25, 2007	at Anaheim	1-0 W	Alex Auld	Craig Weller
Nov. 17, 2007	at Los Angeles	1-0 W	Ilya Bryzgalov	Shane Doan
Dec. 7, 2007	vs. San Jose	1-0 L	Ilya Bryzgalov	Milan Michalek
Feb. 27, 2008	at Chicago	1-0 L	Ilya Bryzgalov	Jason Williams
Nov. 6, 2008	at Vancouver	1-0 L	Ilya Bryzgalov	Kevin Bieksa
Feb. 11, 2009	at Dallas	1-0 W	Ilya Bryzgalov	Enver Lisin
Dec. 26, 2010	at Dallas	1-0 W	Jason LaBarbera	Kyle Turris
Feb. 5, 2011	Minnesota	1-0 W	Ilya Bryzgalov	Taylor Pyatt
Mar. 3, 2011	at Los Angeles	1-0 L	Ilya Bryzgalov	Jarret Stoll
Dec. 1, 2011	at Winnipeg	1-0 L	Mike Smith	Bryan Little
Feb. 16, 2012	at Los Angeles	1-0 W	Mike Smith	Radim Vrbata

*Shootout-Deciding Goal



TOP SINGLE SEASONS

GOALS

PLAYER	SEASON	NO.
1. Teemu Selanne	1992-93	76
2. Dale Hawerchuk	1984-85	53
3. Keith Tkachuk	1996-97	52
4. Keith Tkachuk	1995-96	50
5. Dale Hawerchuk	1986-87	47
6. Dale Hawerchuk	1985-86	46
7. Dale Hawerchuk	1981-82	45
8. Dale Hawerchuk	1987-88	44
9. Morris Lukowich	1981-82	43
10. Paul MacLean	1984-85	41
Dale Hawerchuk	1988-89	41
Keith Tkachuk	1993-94	41

ASSISTS

PLAYER	SEASON	NO.
1. Phil Housley	1992-93	79
2. Dale Hawerchuk	1984-85	77
Dale Hawerchuk	1987-88	77
4. Dale Hawerchuk	1983-84	65
5. Phil Housley	1991-92	63
6. Dave Babych	1982-83	61
Thomas Steen	1988-89	61
8. Paul MacLean	1984-85	60
9. Dale Hawerchuk	1985-86	59
10. Dale Hawerchuk	1981-82	58

POINTS

PLAYER	SEASON	NO.
1. Teemu Selanne	1992-93	132
2. Dale Hawerchuk	1984-85	130
3. Dale Hawerchuk	1987-88	121
4. Dale Hawerchuk	1985-86	105
5. Dale Hawerchuk	1981-82	103
6. Dale Hawerchuk	1983-84	102
7. Paul MacLean	1984-85	101
8. Dale Hawerchuk	1986-87	100
9. Keith Tkachuk	1995-96	98
10. Phil Housley	1992-93	97

POWER-PLAY GOALS

PLAYER	SEASON	NO.
1. Teemu Selanne	1992-93	24
2. Keith Tkachuk	1993-94	22
Paul MacLean	1987-88	22
4. Dale Hawerchuk	1987-88	20
Andrew McBain	1987-88	20
Andrew McBain	1988-89	20
Keith Tkachuk	1995-96	20
8. Dale Hawerchuk	1985-86	18
9. Dale Hawerchuk	1984-85	17
Shane Doan	2005-06	17

SHORTHANDED GOALS

PLAYER	SEASON	NO.
1. Dave McLlwain	1989-90	7
2. Nelson Emerson	1993-94	5
Bob Corkum	1997-98	5
4. Trevor Letowski	1999-00	4
Brian Mullen	1983-84	4
Doug Smail	1983-84	4
Dallas Drake	1995-96	4
8. Several players tied with 3		

GAME-WINNING GOALS

PLAYER	SEASON	NO.
1. Jeremy Roenick	1999-00	12
Radim Vrbata	2011-12	12
3. Keith Tkachuk	1997-98	8
4. Lucien Deblois	1982-83	7
Ed Olczyk	1991-92	7
Teemu Selanne	1992-93	7
Keith Tkachuk	1996-97	7
Jeremy Roenick	1996-97	7
Mike Gartner	1996-97	7
Keith Tkachuk	1998-99	7
Jeremy Roenick	2000-01	7
Shane Doan	2005-06	7
Shane Doan	2006-07	7

PENALTY MINUTES

PLAYER	SEASON	NO.
1. Tie Domi	1993-94	347
2. Daniel Carcillo	2007-08	324
3. Jimmy Mann	1979-80	287
4. Shawn Cronin	1991-92	271
5. Gord Donnelly	1990-91	265
6. Mike Hartman	1991-92	264
7. Keith Tkachuk	1993-94	255
8. Tie Domi	1992-93	249
9. Shawn Cronin	1989-90	243
10. Laurie Boschman	1985-86	241

WINS

PLAYER	SEASON	NO.
1. Ilya Bryzgalov	2009-10	42
2. Mike Smith	2011-12	38
3. Ilya Bryzgalov	2010-11	36
4. Sean Burke	2001-02	33
Brian Hayward	1984-85	33
Bob Essensa	1992-93	33
7. Curtis Joseph	2005-06	32
Nikolai Khabibulin	1998-99	32
9. Nikolai Khabibulin	1996-97	30
Nikolai Khabibulin	1997-98	30

SHUTOUTS

PLAYER	SEASON	NO.
1. Nikolai Khabibulin	1998-99	8
Ilya Bryzgalov	2009-10	8
Mike Smith	2011-12	8
4. Nikolai Khabibulin	1996-97	7
Ilya Bryzgalov	2010-11	7
6. Bob Essensa	1991-92	5
Sean Burke	2001-02	5
Brian Boucher	2003-04	5
9. Bob Essensa	1990-91	4
Nikolai Khabibulin	1997-98	4
Sean Burke	2000-01	4
Curtis Joseph	2005-06	4
Curtis Joseph	2006-07	4

GOALS AGAINST AVERAGE

(min. 25 games played)

PLAYER	SEASON	AVG.
1. Nikolai Khabibulin	1998-99	2.13
2. Mike Smith	2011-12	2.21
3. Sean Burke	2000-01	2.27
4. Sean Burke	2001-02	2.29
Ilya Bryzgalov	2009-10	2.29
6. Ilya Bryzgalov	2007-08	2.43
7. Ilya Bryzgalov	2010-11	2.48
8. Sean Burke	1999-00	2.55
9. Nikolai Khabibulin	1997-98	2.74
Brian Boucher	2003-04	2.74

SAVE PERCENTAGE

(min. 25 games played)

PLAYER	SEASON	SV%.
1. Mike Smith	2011-12	.930
2. Nikolai Khabibulin	1998-99	.923
3. Sean Burke	2000-01	.922
4. Ilya Bryzgalov	2007-08	.921
Ilya Bryzgalov	2010-11	.921
6. Sean Burke	2001-02	.920
Ilya Bryzgalov	2009-10	.920
8. Sean Burke	1999-00	.914
9. Bob Essensa	1991-92	.910
10. Sean Burke	2003-04	.908
Nikolai Khabibulin	1996-97	.908
Nikolai Khabibulin	1995-96	.908



SINGLE SEASON LEADERS

GOALS

SEASON	NO.	PLAYER
1979-80	35	Morris Lukowich
1980-81	33	Morris Lukowich
1981-82	45	Dale Hawerchuk
1982-83	40	Dale Hawerchuk
1983-84	37	Dale Hawerchuk
1984-85	53	Dale Hawerchuk
1985-86	46	Dale Hawerchuk
1986-87	47	Dale Hawerchuk
1987-88	44	Dale Hawerchuk
1988-89	41	Dale Hawerchuk
1989-90	32	Pat Elynuik, Paul Fenton
1990-91	31	Pat Elynuik
1991-92	32	Eddie Olczyk
1992-93	76	Teemu Selanne
1993-94	41	Keith Tkachuk
1994-95	30	Alexei Zhamnov
1995-96	50	Keith Tkachuk
1996-97	52	Keith Tkachuk
1997-98	40	Keith Tkachuk
1998-99	36	Keith Tkachuk
1999-00	34	Jeremy Roenick
2000-01	30	Jeremy Roenick
2001-02	32	Daniel Briere
2002-03	23	Mike Johnson
2003-04	27	Shane Doan
2005-06	30	Mike Comrie, Shane Doan
2006-07	27	Shane Doan
2007-08	28	Shane Doan
2008-09	31	Shane Doan
2009-10	28	Lee Stempniak
2010-11	20	Shane Doan
2011-12	35	Radim Vrbata

ASSISTS

SEASON	NO.	PLAYER
1979-80	39	Morris Lukowich
1980-81	43	Dave Christian
1981-82	58	Dale Hawerchuk
1982-83	61	Dave Babych
1983-84	65	Dale Hawerchuk
1984-85	77	Dale Hawerchuk
1985-86	59	Dale Hawerchuk
1986-87	53	Dale Hawerchuk
1987-88	77	Dale Hawerchuk
1988-89	61	Thomas Steen
1989-90	55	Dale Hawerchuk
1990-91	53	Phil Housley
1991-92	63	Phil Housley
1992-93	79	Phil Housley
1993-94	45	Alexei Zhamnov
1994-95	35	Alexei Zhamnov
1995-96	48	Teemu Selanne, Keith Tkachuk
1996-97	45	Oleg Tverdovsky
1997-98	44	Cliff Ronning
1998-99	48	Jeremy Roenick
1999-00	44	Jeremy Roenick
2000-01	46	Jeremy Roenick
2001-02	35	Daymond Langkow, Teppo Numminen
2002-03	40	Mike Johnson
2003-04	41	Shane Doan
2005-06	41	Ladislav Nagy
2006-07	28	Shane Doan
2007-08	50	Shane Doan
2008-09	42	Shane Doan
2009-10	42	Wojtek Wolski
2010-11	48	Keith Yandle
2011-12	53	Ray Whitney

POINTS

SEASON	NO.	PLAYER
1979-80	74	Morris Lukowich
1980-81	71	Dave Christian
1981-82	103	Dale Hawerchuk
1982-83	91	Dale Hawerchuk
1983-84	102	Dale Hawerchuk
1984-85	130	Dale Hawerchuk
1985-86	105	Dale Hawerchuk
1986-87	100	Dale Hawerchuk
1987-88	121	Dale Hawerchuk
1988-89	96	Dale Hawerchuk
1989-90	81	Dale Hawerchuk
1990-91	76	Phil Housley
1991-92	86	Phil Housley
1992-93	132	Teemu Selanne
1993-94	81	Keith Tkachuk
1994-95	65	Alexei Zhamnov
1995-96	98	Keith Tkachuk
1996-97	86	Keith Tkachuk
1997-98	66	Keith Tkachuk
1998-99	72	Jeremy Roenick
1999-00	78	Jeremy Roenick
2000-01	76	Jeremy Roenick
2001-02	62	Daymond Langkow
2002-03	63	Mike Johnson
2003-04	68	Shane Doan
2005-06	66	Shane Doan
2006-07	55	Shane Doan
2007-08	78	Shane Doan
2008-09	73	Shane Doan
2009-10	65	Wojtek Wolski
2010-11	60	Shane Doan
2011-12	77	Ray Whitney



SINGLE SEASON LEADERS (CONT'D)

POWER-PLAY GOALS

SEASON	NO.	PLAYER
1979-80	13	Morris Lukowich
1980-81	9	Dave Christian, Morris Lukowich
1981-82	13	Morris Lukowich
1982-83	15	Paul MacLean
1983-84	13	Paul MacLean
1984-85	17	Dale Hawerchuk
1985-86	18	Dale Hawerchuk
1986-87	10	Dale Hawerchuk, Paul MacLean
1987-88	22	Paul MacLean
1988-89	20	Andrew McBain
1989-90	14	Pat Elynuik
1990-91	16	Pat Elynuik
1991-92	13	Fredrik Olausson
1992-93	24	Teemu Selanne
1993-94	22	Keith Tkachuk
1994-95	9	Alexei Zhamnov
1995-96	20	Keith Tkachuk
1996-97	13	Mike Gartner
1997-98	11	Keith Tkachuk
1998-99	11	Keith Tkachuk
1999-00	6	Jeremy Roenick, Travis Green
2000-01	13	Jeremy Roenick
2001-02	12	Daniel Briere
2002-03	8	Mike Johnson, Ladislav Nagy
2003-04	11	Ladislav Nagy
2005-06	17	Shane Doan
2006-07	11	Shane Doan
2007-08	9	Shane Doan
2008-09	10	Shane Doan
2009-10	9	Lee Stempniak
2010-11	11	Shane Doan
2011-12	9	Radim Vrbata

SHORTHANDED GOALS

SEASON	NO.	PLAYER
1979-80	2	Jude Drouin
1980-81	3	Doug Smail
1981-82	1	Four players tied
1982-83	3	Lucien Deblois, Doug Smail
1983-84	4	Brian Mullen, Doug Smail
1984-85	3	Dale Hawerchuk, Doug Smail
1985-86	3	Doug Smail, Thomas Steen
1986-87	3	Thomas Steen
1987-88	3	Dale Hawerchuk, Doug Smail
1988-89	3	Dale Hawerchuk
1989-90	7	Dave McLlwain
1990-91	2	Dave McLlwain, Phil Sykes
1991-92	2	Troy Murray, Danton Cole
1992-93	1	Alexei Zhamnov, Teppo Numminen, Luciano Borsato
1993-94	5	Nelson Emerson
1994-95	2	Keith Tkachuk, Teemu Selanne
1995-96	4	Dallas Drake
1996-97	3	Jeremy Roenick
1997-98	5	Bob Corkum
1998-99	2	Keith Tkachuk, Mike Stapleton, Keith Carney
1999-00	4	Trevor Letowski
2000-01	3	Mike Sullivan
2001-02	3	Daymond Langkow
2002-03	2	Daymond Langkow
2003-04	3	Daniel Cleary
2005-06	3	Keith Ballard
2006-07	3	Owen Nolan
2007-08	3	Radim Vrbata
2008-09	2	Martin Hanzal
2009-10	3	Vernon Fiddler
2010-11	2	Lauri Korpikoski
2011-12	3	Lauri Korpikoski

GAME-WINNING GOALS

SEASON	NO.	PLAYER
1979-80	4	Willy Lindstrom
1980-81	2	Morris Lukowich
1981-82	6	Morris Lukowich
1982-83	7	Lucien Deblois
1983-84	5	Paul MacLean
1984-85	6	Paul MacLean
1985-86	4	Ray Neufeld, Doug Smail
1986-87	6	Paul MacLean
1987-88	5	Andrew McBain, Doug Smail
1988-89	6	Pat Elynuik
1989-90	6	Doug Smail, Greg Paslawski
1990-91	4	Pat Elynuik
1991-92	7	Ed Olczyk
1992-93	7	Teemu Selanne
1993-94	6	Nelson Emerson
1994-95	4	Alexei Zhamnov
1995-96	6	Keith Tkachuk
1996-97	7	Keith Tkachuk, Jeremy Roenick, Mike Gartner
1997-98	8	Keith Tkachuk
1998-99	7	Keith Tkachuk
1999-00	12	Jeremy Roenick
2000-01	7	Jeremy Roenick
2001-02	6	Teppo Numminen
2002-03	6	Ladislav Nagy
2003-04	6	Ladislav Nagy
2005-06	7	Shane Doan
2006-07	7	Shane Doan
2007-08	5	Shane Doan, Niko Kapanen, Radim Vrbata
2008-09	4	Shane Doan, Peter Mueller
2009-10	5	Wojtek Wolski
2010-11	6	Shane Doan, Taylor Pyatt
2011-12	12	Radim Vrbata

PENALTY MINUTES

SEASON	NO.	PLAYER
1979-80	287	Jimmy Mann
1980-81	105	Jimmy Mann
1981-82	110	Bryan Maxwell
1982-83	131	Bryan Maxwell
1983-84	234	Laurie Boschman
1984-85	180	Laurie Boschman
1985-86	241	Laurie Boschman
1986-87	162	Jim Kyte
1987-88	229	Laurie Boschman
1988-89	228	Gord Donnelly
1989-90	243	Shawn Cronin
1990-91	265	Gord Donnelly
1991-92	271	Shawn Cronin
1992-93	249	Tie Domi
1993-94	347	Tie Domi
1994-95	152	Keith Tkachuk
1995-96	205	Dave Manson
1996-97	228	Keith Tkachuk
1997-98	157	Rick Tocchet
1998-99	190	Jim Cummins
1999-00	102	Jeremy Roenick
2000-01	114	Jeremy Roenick
2001-02	152	Todd Simpson
2002-03	135	Andrei Nazarov, Todd Simpson
2003-04	125	Andrei Nazarov
2005-06	123	Shane Doan
2006-07	188	Josh Gratton
2007-08	324	Daniel Carcillo
2008-09	108	Brandon Prust
2009-10	117	Paul Bissonnette
2010-11	71	Paul Bissonnette
2011-12	83	Raffi Torres



ALL-TIME CAREER LEADERS

GAMES PLAYED

1. Shane Doan	1,198
2. Teppo Numminen	1,098
3. Thomas Steen	950
4. Dale Hawerchuk	713
5. Doug Smail	691
6. Keith Tkachuk	640
7. Randy Carlyle	564
8. Ron Wilson	536
9. Paul MacLean	528
10. Laurie Boschman	526

GOALS

1. Dale Hawerchuk	379
2. Keith Tkachuk	323
3. Shane Doan	318
4. Thomas Steen	264
5. Paul MacLean	248
6. Doug Smail	189
7. Morris Lukowich	168
8. Jeremy Roenick	152
Laurie Boschman	152
10. Teemu Selanne	147

ASSISTS

1. Thomas Steen	553
2. Dale Hawerchuk	550
3. Shane Doan	470
4. Teppo Numminen	426
5. Keith Tkachuk	300
6. Paul MacLean	270
7. Fredrik Olausson	249
8. Dave Babych	248
9. Jeremy Roenick	227
Laurie Boschman	227

POINTS

1. Dale Hawerchuk	929
2. Thomas Steen	817
3. Shane Doan	788
4. Keith Tkachuk	623
5. Teppo Numminen	534
6. Paul MacLean	518
7. Doug Smail	397
8. Jeremy Roenick	379
Laurie Boschman	379
10. Morris Lukowich	345

PENALTY MINUTES

1. Keith Tkachuk	1508
2. Laurie Boschman	1338
3. Shane Doan	1071
4. Jim Kyte	772
5. Kris King	762
6. Tim Watters	760
7. Thomas Steen	753
8. Randy Carlyle	736
9. Gord Donnelly	726
Paul MacLean	726

POWER-PLAY GOALS

1. Dale Hawerchuk	122
2. Keith Tkachuk	114
3. Shane Doan	98
4. Paul MacLean	97
5. Thomas Steen	73
6. Teemu Selanne	49
7. Morris Lukowich	46
8. Ed Olczyk	45
9. Pat Elynuik	44
10. Jeremy Roenick	43

SHORTHANDED GOALS

1. Doug Smail	25
2. Thomas Steen	13
3. Dale Hawerchuk	12
Keith Tkachuk	12
5. Dave McLlwain	9
6. Dallas Drake	8
7. Jeremy Roenick	7
Laurie Boschman	7
9. Shane Doan	6
Bob Corkum	6
Ron Wilson	6
Mike Sullivan	6
Nelson Emerson	6

GAME-WINNING GOALS

1. Shane Doan	59
2. Keith Tkachuk	40
3. Jeremy Roenick	33
4. Doug Smail	31
5. Dale Hawerchuk	29
Thomas Steen	29
7. Paul MacLean	24
8. Ladislav Nagy	21
9. Teppo Numminen	19
10. Laurie Boschman	16
Morris Lukowich	16

HAT TRICKS

1. Dale Hawerchuk	12
2. Keith Tkachuk	9
3. Teemu Selanne	8
4. Paul MacLean	7
5. Alexei Zhamnov	5
6. Jeremy Roenick	4
Thomas Steen	4
8. Ray Neufeld	3



ALL-TIME CAREER DEFENSEMEN LEADERS

GOALS

1.	Teppo Numminen	108
2.	Dave Ellett	95
3.	Fredrik Olausson	86
4.	Randy Carlyle	80
5.	Dave Babych	73
6.	Phil Housley	64
7.	Ed Jovanovski	47
8.	Keith Yandle	43
9.	Paul Mara	38
10.	Moe Mantha	31

ASSISTS

1.	Teppo Numminen	426
2.	Fredrik Olausson	249
3.	Dave Babych	248
4.	Randy Carlyle	226
5.	Dave Ellett	204
6.	Phil Housley	195
7.	Keith Yandle	144
8.	Moe Mantha	125
9.	Ed Jovanovski	117
10.	Mario Marois	116

POINTS

1.	Teppo Numminen	534
2.	Fredrik Olausson	335
3.	Dave Babych	321
4.	Randy Carlyle	306
5.	Dave Ellett	299
6.	Phil Housley	259
7.	Keith Yandle	187
8.	Ed Jovanovski	164
9.	Moe Mantha	156
10.	Paul Mara	142

ALL-TIME CAREER GOALTENDING LEADERS

GAMES PLAYED

1.	Bob Essensa	311
2.	Nikolai Khabibulin	284
3.	Ilya Bryzgalov	257
4.	Sean Burke	211
5.	Brian Hayward	165

MINUTES PLAYED

1.	Bob Essensa	17,244
2.	Nikolai Khabibulin	16,027
3.	Ilya Bryzgalov	15,071
4.	Sean Burke	12,348
5.	Brian Hayward	9,172

WINS

1.	Ilya Bryzgalov	130
2.	Bob Essensa	129
3.	Nikolai Khabibulin	126
4.	Sean Burke	97
5.	Brian Hayward	63

SHUTOUTS

1.	Ilya Bryzgalov	21
	Nikolai Khabibulin	21
3.	Bob Essensa	15
	Sean Burke	15
5.	Curtis Joseph	8
	Mike Smith	8

GOALS AGAINST AVERAGE

(min. 25 games)

1.	Mike Smith	2.21
2.	Sean Burke	2.39
3.	Jimmy Waite	2.45
4.	Ilya Bryzgalov	2.53
5.	Nikolai Khabibulin	2.75

SAVE PERCENTAGE

(min. 25 games)

1.	Mike Smith	.930
2.	Sean Burke	.919
	Ilya Bryzgalov	.919
4.	Nikolai Khabibulin	.908
5.	Jimmy Waite	.903



ALL-TIME SCORING BY POINTS

#	PLAYER	GP	G	A	PTS	PIM
1	Dale Hawerchuk	713	379	550	929	478
2	Thomas Steen	950	264	553	817	753
3	Shane Doan	1198	318	470	788	1071
4	Keith Tkachuk	640	323	300	623	1508
5	Teppo Numminen	1098	108	426	534	405
6	Paul MacLean	528	248	270	518	726
7	Doug Smail	691	189	208	397	466
8	Jeremy Roenick	454	152	227	379	596
9	Laurie Boschman	526	152	227	379	1338
10	Morris Lukowich	431	168	177	345	438
11	Fredrik Olausson	496	86	249	335	196
12	David Babych	390	73	248	321	392
13	Teemu Selanne	231	147	159	306	87
14	Randy Carlyle	564	80	226	306	736
15	Dave Ellett	475	95	204	299	504
16	Brian Mullen	372	124	172	296	132
17	Alexei Zhamnov	235	103	164	267	205
18	Phil Housley	232	64	195	259	168
19	Ladislav Nagy	321	92	157	249	312
20	Pat Elynuik	289	115	129	244	462
21	Andrew McBain	408	101	129	230	421
22	Darrin Shannon	451	77	149	226	328
23	Dallas Drake	382	82	143	225	328
24	Radim Vrbata	314	105	104	209	82
25	Dave Christian	230	79	130	209	73
26	Ron Wilson	536	75	134	209	236
27	Eddie Olczyk	214	95	106	201	235
28	Daymond Langkow	316	79	117	196	146
29	Scott Arniel	406	80	112	192	336
30	Willy Lindstrom	288	98	91	189	106
31	Lucien Deblois	235	87	102	189	208
32	Keith Yandle	365	43	144	187	223
33	Brent Ashton	222	66	95	161	135
34	Martin Hanzal	352	54	105	159	289
35	Mike Johnson	242	47	112	159	139
36	Moe Mantha	318	31	125	156	203
37	Ed Jovanovski	332	47	117	164	336
38	Daniel Briere	258	70	76	146	146
39	Steven Reinprecht	231	51	92	143	82
40	Bengt Lundholm	275	48	95	143	72
41	Paul Mara	323	38	104	142	268
42	Ray Whitney	157	41	93	134	52
43	Mario Marois	255	17	116	133	178
44	Rick Tocchet	213	64	66	130	371
45	Ray Neufeld	249	61	66	127	388
46	Craig Janney	158	32	94	126	38
47	Derek Morris	442	33	91	124	385
48	Tim Watters	438	21	101	122	760
49	Norm Dupont	181	47	67	114	38
50	Cliff Ronning	156	32	81	113	64
51	Zbynek Michalek	393	26	87	113	188
52	Nelson Emerson	131	47	64	111	106
53	Peter Mueller	207	39	68	107	64
54	Oleg Tverdovsky	241	24	83	107	80
55	Perry Turnbull	172	43	57	100	357
56	Mike Comrie	132	45	50	95	91
57	Jyrki Lumme	192	19	74	93	122
58	Igor Korolev	159	33	58	91	80
59	Mike Gartner	142	44	46	90	62
60	Luciano Borsato	203	35	55	90	113
61	Greg Adams	144	38	51	89	40
62	Iain Duncan	127	34	55	89	149

#	PLAYER	GP	G	A	PTS	PIM
63	Lauri Korpikoski	232	41	47	88	50
64	Juha Ylonen	261	22	65	87	80
65	Keith Ballard	233	19	68	87	243
66	Deron Quint	271	27	56	83	104
67	Peter Sullivan	126	28	54	82	40
68	Paul Fenton	156	50	31	81	91
69	Claude Lemieux	164	32	49	81	158
70	Dave McLlwain	143	40	38	78	108
71	Travis Green	147	38	36	74	108
72	Paul MacDermid	172	32	42	74	379
73	Fredrik Sjoström	261	32	41	73	126
74	Taylor Pyatt	223	39	34	73	89
75	Trevor Letowski	206	30	43	73	58
76	Dave Manson	205	14	59	73	559
77	Scottie Upshall	129	42	30	72	118
78	Mikkel Boedker	208	27	42	69	38
79	Matthew Lombardi	97	24	45	69	50
80	Landon Wilson	183	32	36	68	180
81	Kris King	341	28	40	68	762
82	Gilles Hamel	142	35	32	67	59
83	Mike Stapleton	253	28	39	67	143
84	Greg Paslawski	114	27	40	67	24
85	Mike Eagles	293	21	46	67	464
86	Doug Evans	127	24	42	66	209
87	Robert Picard	160	20	43	63	158
88	Radoslav Suchy	372	12	51	63	74
89	Keith Carney	266	9	54	63	253
90	Bob Corkum	233	30	30	60	85
91	Adrian Aucoin	221	13	46	59	150
92	Oleg Saprykin	126	25	34	59	104
93	Evgeny Davydov	91	32	24	56	74
94	Branko Radivojevic	150	25	31	56	103
95	Danny Markov	136	10	46	56	103
96	Lee Stempniak	100	33	23	56	27
97	Don Spring	259	1	54	55	80
98	Brad May	154	24	30	54	234
99	Troy Murray	103	20	34	54	103
100	Brian Savage	134	24	29	53	66
101	Michal Handzus	89	19	34	53	55
102	Vernon Fiddler	147	14	38	52	92
103	Daniel Winnik	202	18	34	52	100
104	Norm Maciver	112	11	40	51	88
105	Stephane Quintal	124	14	35	49	197
106	Stu Barnes	102	25	23	48	44
107	Igor Ulanov	176	5	43	48	385
108	Peter Taglianetti	207	10	37	47	604
109	Geoff Sanderson	75	25	21	46	58
110	Tim Trimper	140	23	23	46	138
111	Danny Geoffrion	79	20	26	46	82
112	Mika Alatalo	152	17	29	46	58
113	Kyle Turris	137	19	27	46	43
114	Craig Norwich	70	10	35	45	36
115	Ossi Vaananen	291	10	35	45	333
116	Oliver Ekman-Larsson	130	14	29	43	56
117	Phil Sykes	170	25	18	43	157
118	Olli Jokinen	57	21	21	42	49
119	Daniel Carcillo	129	20	21	41	572
120	Mike Eastwood	126	18	23	41	28
121	Peter Marsh	81	16	25	41	68
122	Danton Cole	98	21	19	40	92
123	Owen Nolan	76	16	24	40	56
124	Tie Domi	173	15	25	40	724



ALL-TIME SCORING BY POINTS (CONT'D)

#	PLAYER	GP	G	A	PTS	PIM	#	PLAYER	GP	G	A	PTS	PIM
125	Eric Belanger	82	13	27	40	36	187	Mathias Tjarnqvist	104	9	11	20	36
126	Jim Nill	141	17	21	38	209	188	John Druce	50	6	14	20	37
127	Niko Kapanen	98	12	25	37	42	189	Cale Hulse	82	3	17	20	123
128	Hannu Jarvenpaa	114	11	26	37	83	190	Michal Rozsival	87	4	15	19	54
129	Tony Amonte	59	13	23	36	26	191	Lyle Moffat	74	10	9	19	38
130	Jim Kyte	399	11	25	36	772	192	Brad Jones	47	9	10	19	6
131	Mark Kumpel	141	19	16	35	50	193	Travis Roche	50	6	13	19	22
132	Randy Gilhen	185	18	17	35	151	194	Ramzi Abid	30	10	8	18	30
133	Krystofer Kolanos	109	17	18	35	74	195	Steve Rooney	86	9	9	18	274
134	Tim Young	44	15	19	34	25	196	Jamie Lundmark	38	5	13	18	36
135	Lars-Erik Sjoberg	79	7	27	34	48	197	Mike Ricci	85	10	7	17	73
136	Wojtek Wolski	54	12	22	34	16	198	Bill Thomas	40	9	8	17	10
137	Yanic Perreault	49	19	14	33	30	199	Jayson More	64	6	11	17	90
138	Mike Sullivan	256	13	20	33	66	200	Daniel Cleary	68	6	11	17	42
139	Joe Juneau	69	10	23	33	28	201	Al Cameron	92	4	13	17	93
140	Bryan Maxwell	102	8	25	33	268	202	John Slaney	55	3	14	17	24
141	Petr Prucha	109	15	18	33	33	203	Viktor Tikhonov	61	8	8	16	20
142	Kris Manery	63	19	13	32	30	204	Sergei Berezin	41	7	9	16	4
143	Darren Turcotte	59	16	16	32	26	205	Anders Steen	42	5	11	16	22
144	Mark Osborne	80	12	20	32	124	206	David Tanabe	66	5	11	16	30
145	Wade Campbell	185	9	23	32	245	207	Murray Eaves	49	4	12	16	7
146	David Schlemko	109	6	25	31	42	208	Jeff Finley	130	4	12	16	121
147	Dave Scatchard	93	14	17	31	156	209	Kyle Chipchura	53	3	13	16	42
148	Jan Hrdina	59	11	19	30	38	210	John Leblanc	38	12	3	15	10
149	Chris Gratton	82	11	19	30	114	211	Andrei Nazarov	122	10	5	15	311
150	Sergei Bautin	130	5	25	30	174	212	Lorne Stamler	62	8	7	15	12
151	Larry Hopkins	60	13	16	29	26	213	Stan Neckar	130	4	11	15	109
152	Gord Donnelly	173	12	17	29	726	214	Mike Sillinger	60	8	6	14	54
153	Robert Lang	64	9	20	29	28	215	Mike York	63	6	8	14	4
154	Boris Mironov	65	7	22	29	96	216	Gilbert Brule	33	5	9	14	11
155	Bryan Erickson	73	6	23	29	20	217	Tyson Nash	119	3	11	14	194
156	Brad Berry	163	4	25	29	196	218	J.J. Daigneault	88	1	13	14	54
157	Enver Lisin	78	18	10	28	46	219	Shawn Cronin	193	1	13	14	703
158	Jeff Taffe	98	15	13	28	26	220	Robert Reichel	13	7	6	13	4
159	Paul Ysebaert	60	9	18	27	18	221	Chad Kilger	63	6	7	13	29
160	Darryl Shannon	108	7	20	27	138	222	Todd Fedoruk	72	6	7	13	72
161	Serge Savard	123	6	21	27	55	223	Jim Johnson	71	5	8	13	92
162	Mike Zigomanis	108	16	10	26	52	224	Rostislav Klesla	81	4	10	13	66
163	Raffi Torres	79	15	11	26	83	225	Benoit Hogue	27	3	10	13	10
164	Joel Perrault	78	12	14	26	68	226	Dennis Seidenberg	66	2	11	13	30
165	Brad Isbister	98	13	12	25	148	227	Barry Melrose	92	5	7	12	164
166	Rick Bowness	45	8	17	25	45	228	Jim Vandermeer	62	4	8	12	60
167	Barry Long	70	6	19	25	46	229	Kelly Buchberger	79	3	9	12	109
168	Scott Campbell	77	4	21	25	191	230	Ross Cory	51	2	10	12	41
169	Todd Simpson	146	4	21	25	299	231	Bob Essensa	311	0	12	12	18
170	Russ Romaniuk	85	10	14	24	46	232	Randy Cunneynworth	28	5	6	11	34
171	Jude Drouin	85	8	16	24	54	233	Oleg Kvasha	15	4	7	11	6
172	Dean Kennedy	172	5	19	24	269	234	Craig Weller	59	3	8	11	80
173	Gerald Diduck	133	9	14	23	213	235	Petr Nedved	25	2	9	11	34
174	Boyd Gordon	75	8	15	23	10	236	Wayne McBean	31	2	9	11	24
175	Doug Lecuyer	45	6	17	23	66	237	Denis Gauthier	45	2	9	11	61
176	Nick Boynton	138	5	18	23	263	238	Ken Klee	68	1	10	11	24
177	Craig Levie	62	8	14	22	80	239	Matt Jones	106	1	10	11	63
178	Boyd Devereaux	78	8	14	22	44	240	Antoine Vermette	22	3	7	10	16
179	Georges Laraque	56	5	17	22	52	241	Bill Derlago	27	5	5	10	6
180	Sami Lepisto	117	5	17	22	97	242	Rick Dudley	30	5	5	10	28
181	Jim McKenzie	202	12	9	21	548	243	Kevin Porter	38	5	5	10	4
182	John Markell	52	11	10	21	36	244	Bobby Hull	18	4	6	10	0
183	Mike Leclerc	35	9	12	21	29	245	Patrick Fischer	27	4	6	10	24
184	Jimmy Mann	202	9	12	21	598	246	Wyatt Smith	54	3	7	10	13
185	Mike Lalor	128	6	15	21	140	247	Neil Wilkinson	61	2	8	10	108
186	Joakim Lindstrom	44	9	11	20	28	248	Aaron Broten	25	4	5	9	14



ALL-TIME SCORING BY POINTS (CONT'D)

#	PLAYER	GP	G	A	PTS	PIM	#	PLAYER	GP	G	A	PTS	PIM
249	Jerry Butler	42	3	6	9	14	311	Petteri Nokelainen	22	1	2	3	6
250	David Hale	48	3	6	9	36	312	Joel Bouchard	32	1	2	3	22
251	Barry Legge	76	1	8	9	126	313 David Rundblad	6	0	3	3	0	
252	Jordy Douglas	24	4	4	8	8	314	Greg Brown	9	0	3	3	17
253	Brent Hughes	39	4	4	8	115	315	Anders Eriksson	12	0	3	3	2
254	Mike Hartman	75	4	4	8	264	316	Paul Pooley	15	0	3	3	0
255	Drake Berehowsky	39	2	6	8	69	317	Todd Warriner	18	0	3	3	8
256	Lyle Odelein	16	1	7	8	19	318	Mikhail Shtalenkov	19	0	3	3	2
257	Kevyn Adams	33	1	7	8	8	319 Chris Summers	23	0	3	3	15	
258	Sean O'Donnell	57	1	7	8	121	320	Anssi Melametsa	27	0	3	3	2
259	Jim Cummins	75	1	7	8	237	321	Oleg Mikulchik	29	0	3	3	29
260	Brian Hayward	165	0	8	8	37	322	Robert Esche	58	0	3	3	22
261 Paul Bissonnette	120	5	2	7	229		323	Pierre Hamel	64	0	3	3	14
262	Jocelyn Lemieux	32	4	3	7	27	324	Daniel Berthiaume	120	0	3	3	20
263	Louie DeBrusk	115	4	3	7	191	325	Ilya Bryzgalov	257	0	3	3	12
264	Paul Ranheim	40	3	4	7	10	326	Brett MacLean	13	2	1	3	2
265	Rob Murray	49	2	5	7	34	327	Craig Duncanson	7	2	0	2	16
266	Todd Gill	41	1	6	7	30	328	Ivan Novoseltsev	17	2	0	2	6
267	Kurt Sauer	69	1	6	7	36	329	Stu Kulak	18	2	0	2	24
268	Michel Petit	32	4	2	6	77	330	Tom Martin	24	2	0	2	91
269	Mikael Renberg	10	2	4	6	2	331	Don MacLean	9	1	1	2	0
270	Dave Silk	32	2	4	6	63	332	Iain Fraser	12	1	1	2	4
271	Bryan Marchment	37	2	4	6	121	333	Erik Westrum	15	1	1	2	20
272	Mark Plantery	25	1	5	6	14	334	Denis Pederson	19	1	1	2	20
273	Don Barber	27	1	5	6	18	335	Stephen Leach	22	1	1	2	37
274	Hilliard Graves	35	1	5	6	15	336	Chris Joseph	33	1	1	2	16
275	Brad McCrimmon	37	1	5	6	18	337	Anatoli Fedotov	1	0	2	2	0
276	Murray Baron	53	1	5	6	110	338	Craig Mills	4	0	2	2	0
277	Ed Staniowski	62	0	6	6	4	339	Todd Reirden	7	0	2	2	4
278	Brad Ference	78	0	6	6	131	340	Shaun Heshka	8	0	2	2	4
279	Doug Soetaert	130	0	6	6	38	341	Markku Kyllonen	9	0	2	2	2
280	Nikolai Khabibulin	284	0	6	6	62	342	Brian McReynolds	9	0	2	2	4
281	Bill Riley	14	3	2	5	7	343	Nigel Dawes	12	0	2	2	0
282	Michal Grosek	28	3	2	5	21	344	Jyrki Seppa	13	0	2	2	6
283	Cal O'Reilly	22	2	3	5	2	345	Andy Brickley	14	0	2	2	2
284	Sergei Kharin	7	2	3	5	2	346	Joel Baillargeon	15	0	2	2	27
285	Petri Skriko	15	2	3	5	4	347	Brendan Bell	16	0	2	2	8
286	Tom Bladon	9	0	5	5	13	348	John Bethel	17	0	2	2	4
287	Jamie Rivers	18	0	5	5	26	349	Arto Blomsten	19	0	2	2	8
288	Bobby Dollas	56	0	5	5	66	350	Dallas Eakins	20	0	2	2	48
289	Andrew Ebbett	33	2	3	5	4	351	Peter Douris	21	0	2	2	0
290	Dave Hunter	34	3	1	4	61	352	Markus Mattsson	52	0	2	2	0
291	Yanick Lehoux	10	2	2	4	6	353	Rick Tabaracci	61	0	2	2	22
292	Steven Goertzen	16	2	2	4	24	354 Mike Smith	67	0	2	2	16	
293	Patrick O'Sullivan	23	2	2	4	2	355	Mikael Tellqvist	67	0	2	2	2
294	Gord McTavish	10	1	3	4	2	356	Tony Joseph	2	1	0	1	0
295	Dmitri Kalinin	15	1	3	4	6	357	Ryan Stewart	3	1	0	1	0
296	Affie Turcotte	17	1	3	4	2	358	Mark Osiecki	4	1	0	1	2
297	Craig Muni	25	1	3	4	37	359	Sandy Beadle	6	1	0	1	2
298	Jason Doig	28	1	3	4	50	360	David Oliver	9	1	0	1	2
299	Dave Tomlinson	31	1	3	4	24	361	Moe Lemay	10	1	0	1	14
300	Mathieu Schneider	8	0	4	4	4	362	Pat Daley	12	1	0	1	13
301	Marc-Antoine Pouliot	13	0	4	4	2	363	Craig Endean	2	0	1	1	0
302	Richard Mulhern	19	0	4	4	14	364	Mike Lauen	3	0	1	1	0
303	Alain Chevrier	22	0	4	4	2	365	Matt Murley	3	0	1	1	0
304	Sean Burke	211	0	4	4	52	366	Mark Holden	4	0	1	1	0
305	Kris Draper	20	3	0	3	9	367	Brett Hull	5	0	1	1	0
306	Dave Hoyda	24	2	1	3	42	368	Todd Fichel	6	0	1	1	4
307	Tavis Hansen	34	2	1	3	16	369	Bob Guindon	6	0	1	1	0
308	Josh Gratton	64	2	1	3	223	370	Sean Gagnon	7	0	1	1	21
309	Mark Janssens	7	1	2	3	4	371	Alan Kerr	7	0	1	1	2
310 Michael Stone	13	1	2	3	2		372	Michael Rupp	7	0	1	1	6



ALL-TIME SCORING BY POINTS (CONT'D)

#	PLAYER	GP	G	A	PTS	PIM	#	PLAYER	GP	G	A	PTS	PIM
373	Jeff Hoggan	8	0	1	1	9	435	Simon Wheeldon	4	0	0	0	4
374	Jason Jaspers	9	0	1	1	6	436	Michael Morrison	4	0	0	0	0
375	Dan McFall	9	0	1	1	0	437	Guy Gosselin	5	0	0	0	6
376	Guy Larose	10	0	1	1	14	438	Scott Langkow	5	0	0	0	0
377	Jamie Huscroft	11	0	1	1	27	439	Brian McGrattan	5	0	0	0	22
378	Scott Levins	11	0	1	1	23	440	Al Montoya	5	0	0	0	0
379	Brandon Prust	11	0	1	1	29	441	Kent Paynter	5	0	0	0	4
380	Darcy Wakaluk	16	0	1	1	4	442	Rudy Poeschek	5	0	0	0	22
381	Nolan Yonkman	16	0	1	1	39	443	Frank Banham	5	0	0	0	2
382	Steve Gainey	20	0	1	1	20	444	Philippe Sauve	5	0	0	0	0
383	Craig Martin	20	0	1	1	19	445	Jean-Marc Pelletier	6	0	0	0	0
384	Scott Pellerin	23	0	1	1	8	446	Don MacIver	6	0	0	0	2
385	Bryan Helmer	28	0	1	1	33	447	Kevin McClelland	6	0	0	0	19
386	Stewart Malgunas	29	0	1	1	32	448	Sebastien Bordeleau	6	0	0	0	2
387	Dan Bouchard	32	0	1	1	48	449	Mike Hudson	7	0	0	0	0
388	Brent Thompson	40	0	1	1	106	450	Brian Noonan	7	0	0	0	0
389	Bill Lesuk	49	0	1	1	43	451	Dominic Roussel	7	0	0	0	2
390	Matthew Spiller	59	0	1	1	67	452	Tyler Bouck	7	0	0	0	4
391	Stephane Beauregard	74	0	1	1	6	453 Andy Miele	7	0	0	0	6	
392	Tim Cheveldae	74	0	1	1	4	454	Martin Grenier	8	0	0	0	5
393	Brian Boucher	96	0	1	1	4	455	Mike Veisor	8	0	0	0	0
394	Curtis Joseph	115	0	1	1	28	456	Harijs Vitolinsh	8	0	0	0	4
395	Eldon Reddick	117	0	1	1	20	457	Brent Johnson	8	0	0	0	0
396	David Aebischer	1	0	0	0	0	458	Tim Jackman	8	0	0	0	21
397	Darren Boyko	1	0	0	0	0	459	Alex Auld	9	0	0	0	0
398	Dave Chartier	1	0	0	0	0	460	Patrick DesRochers	9	0	0	0	2
399	Jeff Christian	1	0	0	0	0	461	Paul Boutilier	9	0	0	0	10
400	Parris Duffus	1	0	0	0	0	462	Tom Draper	9	0	0	0	0
401	J.F. Jomphe	1	0	0	0	2	463	Gerry Rioux	9	0	0	0	6
402	Yan Kaminsky	1	0	0	0	0	464	Brad Tiley	9	0	0	0	0
403	Ron Loustel	1	0	0	0	0	465	Mike Stutzel	9	0	0	0	0
404	Curtis McElhinney	1	0	0	0	0	466	Garth Murray	10	0	0	0	12
405	Alexander Nikulin	1	0	0	0	0	467	John Gibson	11	0	0	0	14
406	Jason Simon	1	0	0	0	0	468	Wayne Dillon	13	0	0	0	2
407	Glenn Tomalty	1	0	0	0	0	469	Gord Smith	13	0	0	0	8
408	Andrei Vasilyev	1	0	0	0	0	470	Michel Dion	14	0	0	0	2
409	Mark Visheau	1	0	0	0	0	471	Marcel Hossa	14	0	0	0	4
410	Brad Ralph	1	0	0	0	0	472	Denis Chasse	15	0	0	0	12
411	Kirill Safronov	1	0	0	0	0	473	Steve Penney	15	0	0	0	7
412	Pascal Rheume	1	0	0	0	0	474	David Cullen	16	0	0	0	6
413	Matt Watkins	1	0	0	0	0	475 Jason LaBarbera	43	0	0	0	4	
414 Alexandre Bolduc	2	0	0	0	2	476	Ed Ronan	17	0	0	0	16	
415	Pavel Brendl	2	0	0	0	0	477	Dan Focht	18	0	0	0	21
416	Ryan Caldwell	2	0	0	0	2	478	Dwight Schofield	18	0	0	0	33
417	Kevin Dahl	2	0	0	0	0	479	Mike Amodeo	19	0	0	0	2
418	Joe Dziedzic	2	0	0	0	0	480	Zac Bierk	20	0	0	0	4
419	Matt Hervey	2	0	0	0	4	481	Mike O'Neill	20	0	0	0	0
420	Pat Jablonski	2	0	0	0	0	482	Gary Smith	20	0	0	0	25
421	Bob Joyce	2	0	0	0	0	483	David LeNeveu	21	0	0	0	0
422	Josh Tordjman	2	0	0	0	0	484	Lindsay Middlebrook	24	0	0	0	0
423	Garrett Stafford	2	0	0	0	0	485	Darcy Hordichuk	26	0	0	0	96
424	Pete Vandermeer	2	0	0	0	0	486	Jimmy Waite	33	0	0	0	4
425	Bill Whelton	2	0	0	0	0	487	Marc Behrend	39	0	0	0	0
426	Jason Cirone	3	0	0	0	2							
427	Steve Fletcher	3	0	0	0	5							
428	Jim Hrivnak	3	0	0	0	0							
429	Kevin Sawyer	3	0	0	0	12							
430	Goran Bezina	3	0	0	0	2							
431	Ryan Hollweg	3	0	0	0	0							
432	Jean-Guy Trudel	4	0	0	0	2							
433	Craig Fisher	4	0	0	0	2							
434	Ravil Gusmanov	4	0	0	0	0							



ALL-TIME ROSTER

NAME	POS	TEAM	REGULAR SEASON					PLAYOFFS					FROM	TO
			GP	G	A	PTS	PIM	GP	G	A	PTS	PIM		
ABID, Ramzi	LW	PHX	30	10	8	18	30	-	-	-	-	-	2002-03	2002-03
ADAMS, Greg	LW	PHX	144	38	51	89	40	8	1	0	1	0	1998-99	1999-00
ADAMS, Kevyn	C	PHX	33	1	7	8	8	-	-	-	-	-	2006-07	2006-07
AEBISCHER, David	G	PHX	1	0	0	0	0	-	-	-	-	-	2007-08	2007-08
ALATALO, Mika	LW	PHX	152	17	29	46	58	5	0	0	0	2	1999-00	2000-01
AMODEO, Mike	D	WPG	19	0	0	0	2	-	-	-	-	-	1979-80	1979-80
AMONTE, Tony	RW	PHX	59	13	23	36	26	-	-	-	-	-	2002-03	2002-03
ARNIEL, Scott	C	WPG	406	80	112	192	336	18	1	2	3	26	1981-82	1985-86
													1990-91	1990-91
ASHTON, Brent	LW	WPG	222	66	95	161	135	7	3	1	4	2	1988-89	1991-92
AUCOIN, Adrian	D	PHX	221	13	46	59	150	22	0	4	4	22	2009-10	2011-12
AULD, Alex	G	PHX	9	0	0	0	0	-	-	-	-	-	2007-08	2007-08
BABYCH, David	D	WPG	390	73	248	321	392	18	4	10	14	35	1980-81	1985-86
BAILLARGEON, Joel	LW	WPG	15	0	2	2	27	-	-	-	-	-	1986-87	1987-88
BALLARD, Keith	D	PHX	233	19	68	87	243	-	-	-	-	-	2005-06	2007-08
BANHAM, Frank	RW	PHX	5	0	0	0	2	-	-	-	-	-	2002-03	2002-03
BARBER, Don	LW	WPG	27	1	5	6	18	-	-	-	-	-	1990-91	1991-92
BARNES, Stu	C	WPG	102	25	23	48	44	6	1	3	4	2	1991-92	1993-94
BARON, Murray	D	PHX	53	1	5	6	110	7	0	2	2	6	1996-97	1997-98
BAUTIN, Sergei	D	WPG	130	5	25	30	174	-	-	-	-	-	1992-93	1993-94
BEADLE, Sandy	LW	WPG	6	1	0	1	2	-	-	-	-	-	1980-81	1980-81
BEAUREGARD, Stephane	G	WPG	74	0	1	1	6	40	0	0	0	0	1989-90	1991-92
													1993-94	1993-94
BEHREND, Marc	G	WPG	39	0	0	0	0	7	0	0	0	0	1983-84	1985-86
BELANGER, Eric	C	PHX	82	13	27	40	36	4	0	0	0	2	2010-11	2010-11
BELL, Brendan	D	PHX	16	0	2	2	8	-	-	-	-	-	2006-07	2007-08
BEREHOWSKY, Drake	D	PHX	39	2	6	8	69	5	0	1	1	4	2001-02	2002-03
BEREZIN, Sergei	LW	PHX	41	7	9	16	4	-	-	-	-	-	2001-02	2001-02
BERRY, Brad	D	WPG	163	4	25	29	196	11	0	1	1	14	1985-86	1989-90
BERTHIAUME, Daniel	G	WPG	120	0	3	3	20	14	0	0	0	0	1986-87	1989-90
BETHEL, John	LW	WPG	17	0	2	2	4	-	-	-	-	-	1979-80	1979-80
BEZINA, Goran	LW	PHX	3	0	0	0	2	-	-	-	-	-	2003-04	2003-04
BIERK, Zac	G	PHX	20	0	0	0	4	-	-	-	-	-	2002-03	2003-04
BISSONNETTE, Paul	LW	PHX	120	5	2	7	229	4	0	0	0	15	2009-10	2011-12
BLADON, Tom	D	WPG	9	0	5	5	13	-	-	-	-	-	1980-81	1980-81
BLOMSTEN, Arto	D	WPG	19	0	2	2	8	-	-	-	-	-	1993-94	1994-95
BOEDKER, Mikkel	RW	PHX	208	27	42	69	38	20	4	5	9	2	2008-09	2011-12
BOLDUC, Alexandre	C	PHX	2	0	0	0	2	-	-	-	-	-	2011-12	2011-12
BORDELEAU, Sebastien	C	PHX	6	0	0	0	2	-	-	-	-	-	2001-02	2001-02
BORSATO, Luciano	C	WPG	203	35	55	90	113	7	1	0	1	4	1990-91	1994-95
BOSCHMAN, Laurie	C	WPG	526	152	227	379	1338	34	5	10	15	87	1982-83	1989-90
BOUCHARD, Dan	G	WPG	32	0	1	1	48	1	0	0	0	2	1985-86	1985-86
BOUCHARD, Joel	D	PHX	32	1	2	3	22	-	-	-	-	-	2000-01	2000-01
BOUCHER, Brian	G	PHX	96	0	1	1	4	-	-	-	-	-	2002-03	2005-06
BOUCK, Tyler	RW	PHX	7	0	0	0	4	-	-	-	-	-	2001-02	2001-02
BOUTILIER, Paul	D	WPG	9	0	0	0	10	5	0	0	0	15	1987-88	1988-89
BOWNESS, Rick	RW	WPG	45	8	17	25	45	-	-	-	-	-	1980-81	1980-81
BOYKO, Darren	C	WPG	1	0	0	0	0	-	-	-	-	-	1988-89	1988-89
BOYNTON, Nick	D	PHX	138	5	18	23	263	-	-	-	-	-	2006-07	2007-08
BRENDL, Pavel	RW	PHX	2	0	0	0	0	-	-	-	-	-	2005-06	2005-06
BRICKLEY, Andy	LW	WPG	14	0	2	2	2	1	1	1	2	0	1992-93	1993-94
BRIERE, Daniel	C	PHX	258	70	76	146	146	6	2	1	3	2	1997-98	2002-03
BROTEN, Aaron	C	WPG	25	4	5	9	14	7	2	2	4	12	1991-92	1991-92
BROWN, Greg	D	WPG	9	0	3	3	17	-	-	-	-	-	1994-95	1994-95
BRULE, Gilbert	C	PHX	33	5	9	14	11	12	2	1	3	0	2011-12	2011-12
BRYZGALOV, Ilya	G	PHX	257	0	3	3	12	11	0	0	0	0	2007-08	2010-11
BUCHBERGER, Kelly	C	PHX	79	3	9	12	109	-	-	-	-	-	2002-03	2002-03
BURKE, Sean	G	PHX	211	0	4	4	52	10	0	2	2	0	1999-00	2003-04
BUTLER, Jerry	RW	WPG	42	3	6	9	14	-	-	-	-	-	1982-83	1982-83
CALDWELL, Ryan	D	PHX	2	0	0	0	2	-	-	-	-	-	2007-08	2007-08
CAMERON, Al	D	WPG	92	4	13	17	93	-	-	-	-	-	1979-80	1980-81
CAMPBELL, Scott	D	WPG	77	4	21	25	191	-	-	-	-	-	1979-80	1980-81



ALL-TIME ROSTER (CONT'D)

CAMPBELL, Wade	D	WPG	185	9	23	32	245	6	0	0	0	9	1982-83	1985-86
CARGILLO, Daniel	LW	PHX	129	20	21	41	572	-	-	-	-	-	2006-07	2008-09
CARLYLE, Randy	D	WPG	564	80	226	306	736	31	3	14	17	51	1983-84	1992-93
CARNEY, Keith	D	PHX	266	9	54	63	253	18	1	2	3	31	1997-98	2000-01
CHARTIER, Dave	C	WPG	1	0	0	0	0	-	-	-	-	-	1980-81	1980-81
CHASSE, Denis	RW	WPG	15	0	0	0	12	-	-	-	-	-	1995-96	1995-96
CHEVELDAE, Tim	G	WPG	74	0	1	1	4	-	-	-	-	-	1993-94	1995-96
CHEVRIER, Alain	G	WPG	22	0	4	4	2	-	-	-	-	-	1988-89	1988-89
CHIPCHURA, Kyle	C	PHX	53	3	13	16	42	15	1	3	4	7	2011-12	2011-12
CHRISTIAN, Dave	C	WPG	230	79	130	209	73	7	0	1	1	2	1979-80	1982-83
CHRISTIAN, Jeff	LW	PHX	1	0	0	0	0	-	-	-	-	-	1997-98	1997-98
CIRONE, Jason	C	WPG	3	0	0	0	2	-	-	-	-	-	1991-92	1991-92
CLEARY, Daniel	RW	PHX	68	6	11	17	42	-	-	-	-	-	2003-04	2003-04
COLE, Danton	RW	WPG	98	21	19	40	92	-	-	-	-	-	1988-89	1991-92
COMRIE, Mike	C	PHX	132	45	50	95	91	-	-	-	-	-	2003-04	2006-07
CORKUM, Bob	C	PHX	233	30	30	60	85	20	3	3	6	12	1996-97	1998-99
CORY, Ross	D	WPG	51	2	10	12	41	-	-	-	-	-	1979-80	1980-81
CRONIN, Shawn	D	WPG	193	1	13	14	703	9	0	0	0	13	1989-90	1991-92
CULLEN, David	D	PHX	16	0	0	0	6	-	-	-	-	-	2000-01	2001-02
CUMMINS, Jim	RW	PHX	75	1	7	8	237	6	0	1	1	4	1997-98	1998-99
CUNNEYWORTH, Randy	LW	WPG	28	5	6	11	34	-	-	-	-	-	1989-90	1989-90
DAHL, Kevin	D	PHX	2	0	0	0	0	-	-	-	-	-	1996-97	1996-97
DAIGNEAULT, J.J.	D	PHX	88	1	13	14	54	7	0	0	0	8	1998-99	1999-00
DALEY, Pat	LW	WPG	12	1	0	1	13	-	-	-	-	-	1979-80	1980-81
DAVYDOV, Evgeny	RW	WPG	91	32	24	56	74	11	2	2	4	2	1991-92	1992-93
DAWES, Nigel	LW	PHX	12	0	2	2	0	-	-	-	-	-	2008-09	2008-09
DEBLOIS, Lucien	C	WPG	235	87	102	189	208	15	3	2	5	15	1981-82	1983-84
													1991-92	1991-92
DeBRUSK, Louie	LW	PHX	115	4	3	7	191	9	2	0	2	6	1998-99	2000-01
DERLAGO, Bill	C	WPG	27	5	5	10	6	3	1	0	1	0	1985-86	1985-86
DesROCHERS, Patrick	G	PHX	9	0	0	0	2	-	-	-	-	-	2001-02	2002-03
DEVEREAUX, Boyd	C	PHX	78	8	14	22	44	-	-	-	-	-	2005-06	2005-06
DIDUCK, Gerald	D	PHX	133	9	14	23	213	16	0	2	2	32	1996-97	1998-99
DILLON, Wayne	C	WPG	13	0	0	0	2	-	-	-	-	-	1979-80	1979-80
DION, Michel	G	WPG	14	0	0	0	2	-	-	-	-	-	1980-81	1980-81
DOAN, Shane	RW	PHX/WPG	1198	318	470	788	1071	55	15	13	28	85	1995-96	2011-12
DOIG, Jason	D	PHX/WPG	28	1	3	4	50	-	-	-	-	-	1995-96	1998-99
DOLLAS, Bobby	D	WPG	56	0	5	5	66	3	0	0	0	2	1983-84	1985-86
DOMI, Tie	RW	WPG	173	15	25	40	724	6	1	0	1	23	1992-93	1994-95
DONNELLY, Gord	D	WPG	173	12	17	29	726	6	0	1	1	8	1988-89	1991-92
DOUGLAS, Jordy	LW	WPG	24	4	4	8	8	1	0	0	0	2	1983-84	1984-85
DOURIS, Peter	RW	WPG	21	0	2	2	0	1	0	0	0	0	1985-86	1987-88
DRAKE, Dallas	RW	PHX/WPG	382	82	143	225	328	26	4	6	10	12	1993-94	1999-00
DRAPER, Kris	C	WPG	20	3	0	3	9	2	0	0	0	0	1990-91	1992-93
DRAPER, Tom	G	WPG	9	0	0	0	0	-	-	-	-	-	1988-89	1989-90
													1995-96	1995-96
DROUIN, Jude	C	WPG	85	8	16	24	54	-	-	-	-	-	1979-80	1980-81
DRUCE, John	RW	WPG	50	6	14	20	37	2	0	0	0	0	1992-93	1992-93
DUDLEY, Rick	RW	WPG	30	5	5	10	28	-	-	-	-	-	1980-81	1980-81
DUFFUS, Parris	G	PHX	1	0	0	0	0	-	-	-	-	-	1996-97	1996-97
DUNCAN, Iain	LW	WPG	127	34	55	89	149	11	0	3	3	6	1986-87	1990-91
DUNCANSON, Craig	LW	WPG	7	2	0	2	16	-	-	-	-	-	1990-91	1990-91
DUPONT, Norm	LW	WPG	181	47	67	114	38	5	3	1	4	0	1980-81	1982-83
DZIEDZIC, Joe	LW	PHX	2	0	0	0	0	-	-	-	-	-	1998-99	1998-99
EAGLES, Mike	C	WPG	293	21	46	67	464	12	0	1	1	14	1990-91	1994-95
EAKINS, Dallas	D	PHX/WPG	20	0	2	2	48	-	-	-	-	-	1992-93	1992-93
													1995-96	1996-97
EASTWOOD, Mike	C	PHX/WPG	126	18	23	41	28	6	0	1	1	2	1994-95	1996-97
EAVES, Murray	C	WPG	49	4	12	16	7	4	0	1	1	2	1980-81	1985-86
EBBETT, Andrew	C	PHX	33	2	3	5	4	3	0	0	0	0	2010-11	2010-11
EKMAN-LARSSON, Oliver	D	PHX	130	14	29	43	56	16	1	3	4	8	2010-11	2011-12
ELLETT, Dave	D	WPG	475	95	204	299	504	33	4	16	20	22	1984-85	1990-91
ELYNUIK, Pat	RW	WPG	289	115	129	244	462	14	4	6	10	6	1987-88	1991-92
EMERSON, Nelson	RW	WPG	131	47	64	111	106	-	-	-	-	-	1993-94	1994-95



ALL-TIME ROSTER (CONT'D)

ENDEAN, Craig	LW	WPG	2	0	1	1	0	-	-	-	-	-	1986-87	1986-87
ERICKSON, Bryan	C	WPG	73	6	23	29	20	3	0	0	0	0	1990-91	1993-94
ERIKSSON, Anders	D	PHX	12	0	3	3	0	-	-	-	-	-	2009-10	2009-10
ESCHE, Robert	G	PHX	58	0	3	3	22	-	-	-	-	-	1998-99	2001-02
ESSENSA, Bob	G	PHX/WPG	311	0	12	12	18	11	0	0	0	2	1988-89	1993-94
													1999-00	1999-00
EVANS, Doug	LW	WPG	127	24	42	66	209	8	2	2	4	12	1989-90	1991-92
FEDORUK, Todd	LW	PHX	72	6	7	13	72	-	-	-	-	-	2008-09	2008-09
FEDOTOV, Anatoli	D	WPG	1	0	2	2	0	-	-	-	-	-	1992-93	1992-93
FENTON, Paul	LW	WPG	156	50	31	81	91	7	2	0	2	23	1988-89	1990-91
ERENCE, Brad	D	PHX	78	0	6	6	131	-	-	-	-	-	2002-03	2003-04
FIDDLER, Vernon	C	PHX	147	14	38	52	92	10	1	1	2	14	2009-10	2010-11
FINLEY, Jeff	D	PHX /WPG	130	4	12	16	121	7	0	0	0	6	1995-96	1996-97
FISHER, Craig	C	WPG	4	0	0	0	2	-	-	-	-	-	1993-94	1993-94
FISCHER, Patrick	C	PHX	27	4	6	10	24	-	-	-	-	-	2006-07	2006-07
FLETCHER, Steve	D	WPG	3	0	0	0	5	-	-	-	-	-	1988-89	1988-89
FLICHEL, Todd	D	WPG	6	0	1	1	4	-	-	-	-	-	1987-88	1989-90
FOCHT, Dan	D	PHX	18	0	0	0	21	1	0	1	1	0	2001-02	2002-03
FRASER, Iain	C	WPG	12	1	1	2	4	4	0	0	0	0	1995-96	1995-96
GAGNON, Sean	D	PHX	7	0	1	1	21	-	-	-	-	-	1997-98	1998-99
GAINEY, Steve	LW	PHX	20	0	1	1	20	-	-	-	-	-	2005-06	2005-06
GARTNER, Mike	RW	PHX	142	44	46	90	62	12	2	2	4	22	1996-97	1997-98
GAUTHIER, Denis	D	PHX	45	2	9	11	61	-	-	-	-	-	2005-06	2005-06
GEOFFRION, Danny	RW	WPG	79	20	26	46	82	-	-	-	-	-	1980-81	1981-82
GIBSON, John	D	WPG	11	0	0	0	14	-	-	-	-	-	1983-84	1983-84
GILL, Todd	D	PHX	41	1	6	7	30	-	-	-	-	-	1999-00	1999-00
GILHEN, Randy	C	WPG	185	18	17	35	151	4	1	0	1	10	1986-87	1988-89
													1993-94	1995-96
GOERTZEN, Steven	RW	PHX	16	2	2	4	24	-	-	-	-	-	2008-09	2008-09
GORDON, Boyd	C	PHX	75	8	15	23	10	16	0	2	2	6	2011-12	2011-12
GOSSELIN, Guy	D	WPG	5	0	0	0	6	-	-	-	-	-	1987-88	1987-88
GRATTON, Chris	C	PHX	82	11	19	30	114	-	-	-	-	-	2002-03	2003-04
GRATTON, Josh	LW	PHX	64	2	1	3	223	-	-	-	-	-	2005-06	2007-08
GRAVES, Hilliard	RW	WPG	35	1	5	6	15	-	-	-	-	-	1979-80	1979-80
GREEN, Travis	C	PHX	147	38	36	74	108	5	2	1	3	2	1999-00	2000-01
GRENIER, Martin	D	PHX	8	0	0	0	5	-	-	-	-	-	2001-02	2002-03
GROSEK, Michal	LW	WPG	28	3	2	5	21	-	-	-	-	-	1993-94	1995-96
GUINDON, Bob	LW	WPG	6	0	1	1	0	-	-	-	-	-	1979-80	1979-80
GUSMANOV, Ravil	RW	WPG	4	0	0	0	0	-	-	-	-	-	1995-96	1995-96
HALE, David	D	PHX	48	3	6	9	36	-	-	-	-	-	2008-09	2008-09
HAMEL, Gilles	LW	WPG	142	35	32	67	59	9	2	0	2	2	1986-87	1987-88
HAMEL, Pierre	G	WPG	64	0	3	3	14	-	-	-	-	-	1979-80	1980-81
HANDZUS, Michal	C	PHX	89	19	34	53	55	5	0	0	0	2	2000-01	2001-02
HANSEN, Tavis	RW	PHX /WPG	34	2	1	3	16	2	0	0	0	0	1994-95	2000-01
HANZAL, Martin	C	PHX	352	54	105	159	289	23	4	8	12	47	2007-08	2011-12
HARTMAN, Mike	LW	WPG	75	4	4	8	264	2	0	0	0	2	1991-92	1991-92
HAWERCHUK, Dale	C	WPG	713	379	550	929	478	38	16	33	49	39	1981-82	1989-90
HAYWARD, Brian	G	WPG	165	0	8	8	37	11	0	0	0	0	1982-83	1985-86
HELMER, Bryan	D	PHX	28	0	1	1	33	-	-	-	-	-	1998-99	1998-99
													2003-04	2003-04
HERVEY, Matt	D	WPG	2	0	0	0	4	-	-	-	-	-	1988-89	1988-89
HESHKA, Shaun	D	PHX	8	0	2	2	0	-	-	-	-	-	2009-10	2009-10
HOGGAN, Jeff	LW	PHX	8	0	1	1	9	-	-	-	-	-	2008-09	2009-10
HOGUE, Benoit	C	PHX	27	3	10	13	10	5	1	2	3	2	1999-00	1999-00
HOLDEN, Mark	G	WPG	4	0	1	1	0	-	-	-	-	-	1984-85	1984-85
HOLLWEG, Ryan	LW	PHX	3	0	0	0	0	-	-	-	-	-	2010-11	2010-11
HOPKINS, Larry	LW	WPG	60	13	16	29	26	6	0	0	0	2	1979-80	1979-80
													1981-82	1982-83
HORDICHUK, Darcy	LW	PHX	26	0	0	0	96	-	-	-	-	-	2001-02	2002-03
HOSSA, Marcel	LW	PHX	14	0	0	0	4	-	-	-	-	-	2007-08	2007-08
HOUSLEY, Phil	D	WPG	232	64	195	259	168	13	1	11	12	2	1990-91	1992-93
HOYDA, Dave	LW	WPG	24	2	1	3	42	-	-	-	-	-	1979-80	1980-81
HRDINA, Jan	C	PHX	59	11	19	30	38	-	-	-	-	-	2002-03	2003-04
HRIVNAK, Jim	G	WPG	3	0	0	0	0	-	-	-	-	-	1992-93	1992-93



ALL-TIME ROSTER (CONT'D)

HUDSON, Mike	C	PHX	7	0	0	0	0	-	-	-	-	-	1996-97	1996-97
HUGHES, Brent	LW	WPG	39	4	4	8	115	-	-	-	-	-	1988-89	1989-90
HULL, Bobby	LW	WPG	18	4	6	10	0	-	-	-	-	-	1979-80	1979-80
HULL, Brett	RW	PHX	5	0	1	1	0	-	-	-	-	-	2005-06	2005-06
HULSE, Cale	D	PHX	82	3	17	20	123	-	-	-	-	-	2003-04	2005-06
HUNTER, Dave	LW	WPG	34	3	1	4	61	-	-	-	-	-	1988-89	1988-89
HUSCROFT, Jamie	D	PHX	11	0	1	1	27	-	-	-	-	-	1998-99	1998-99
ISBISTER, Brad	RW	PHX	98	13	12	25	148	5	0	0	0	2	1997-98	1998-99
JABLONSKI, Pat	G	PHX	2	0	0	0	0	-	-	-	-	-	1996-97	1996-97
JACKMAN, Tim	RW	PHX	8	0	0	0	21	-	-	-	-	-	2005-06	2005-06
JANNEY, Craig	C	PHX /WPG	158	32	94	126	38	19	1	8	9	4	1995-96	1997-98
JANSSENS, Mark	C	PHX	7	1	2	3	4	1	0	0	0	2	1997-98	1997-98
JARVENPAA, Hannu	RW	WPG	114	11	26	37	83	-	-	-	-	-	1986-87	1988-89
JASPERS, Jason	C	PHX	9	0	1	1	6	-	-	-	-	-	2001-02	2003-04
JOHNSON, Jim	D	PHX	71	5	8	13	92	6	0	0	0	4	1996-97	1997-98
JOHNSON, Brent	G	PHX	8	0	0	0	0	-	-	-	-	-	2003-04	2003-04
JOHNSON, Mike	RW	PHX	242	47	112	159	139	5	1	1	2	6	2000-01	2005-06
JOKINEN, Olli	C	PHX	57	21	21	42	49	-	-	-	-	-	2008-09	2008-09
JOMPHE, J.F.	C	PHX	1	0	0	0	2	-	-	-	-	-	1998-99	1998-99
JONES, Brad	LW	WPG	47	9	10	19	6	1	0	0	0	0	1986-87	1989-90
JONES, Matt	D	PHX	106	1	10	11	55	-	-	-	-	-	2005-06	2007-08
JOSEPH, Chris	D	PHX	33	1	1	2	16	-	-	-	-	-	1999-00	2000-01
JOSEPH, Curtis	G	PHX	115	0	1	1	28	-	-	-	-	-	2005-06	2006-07
JOSEPH, Tony	RW	WPG	2	1	0	1	0	-	-	-	-	-	1988-89	1990-91
JOVANOVSKEI, Ed	D	PHX	332	47	117	164	336	11	1	1	2	6	2006-07	2010-11
JOYCE, Bob	LW	WPG	2	0	0	0	0	-	-	-	-	-	1991-92	1992-93
JUNEAU, Joe	LW	PHX	69	10	23	33	28	-	-	-	-	-	2000-01	2000-01
KALININ, Dmitri	D	PHX	15	1	3	4	6	-	-	-	-	-	2008-09	2008-09
KAMINSKY, Yan	RW	WPG	1	0	0	0	0	-	-	-	-	-	1993-94	1993-94
KAPANEN, Niko	C	PHX	98	12	25	37	42	-	-	-	-	-	2006-07	2007-08
KENNEDY, Dean	D	WPG	172	5	19	24	269	8	0	0	0	2	1991-92	1993-94
KERR, Alan	RW	WPG	7	0	1	1	2	-	-	-	-	-	1992-93	1992-93
KHABIBULIN, Nikolai	G	PHX /WPG	284	0	6	6	62	24	0	1	1	8	1994-95	1998-99
KHARIN, Sergei	RW	WPG	7	2	3	5	2	-	-	-	-	-	1990-91	1990-91
KILGER, Chad	C	PHX /WPG	63	6	7	13	29	4	1	0	1	0	1995-96	1997-98
KING, Kris	LW	PHX /WPG	341	28	40	68	762	18	1	2	3	25	1992-93	1996-97
KLEE, Ken	D	PHX	68	1	10	11	24	-	-	-	-	-	2008-09	2008-09
KLESIA, Rostislav	D	PHX	81	4	10	14	66	19	2	6	8	11	2010-11	2011-12
KOLANOS, Krystofer	C	PHX	109	17	18	35	74	2	0	0	0	6	2001-02	2005-06
KOROLEV, Igor	RW	PHX /WPG	159	33	58	91	80	7	0	3	3	0	1994-95	1996-97
KORPIKOSKI, Lauri	LW	PHX	232	41	47	88	50	22	1	1	2	6	2009-10	2011-12
KULAK, Stu	RW	WPG	18	2	0	2	24	-	-	-	-	-	1988-89	1988-89
KUMPEL, Mark	RW	WPG	141	19	16	35	50	11	2	0	2	6	1987-88	1990-91
KVASHA, Oleg	LW	PHX	15	4	7	11	6	-	-	-	-	-	2005-06	2005-06
KYLLONEN, Markku	LW	WPG	9	0	2	2	2	-	-	-	-	-	1988-89	1988-89
KYTE, Jim	D	WPG	399	11	25	36	772	24	0	4	4	73	1982-83	1988-89
LABARBERA, Jason	G	PHX	53	0	0	0	4	-	-	-	-	-	2009-10	2011-12
LALOR, Mike	D	WPG	128	6	15	21	140	11	0	2	2	23	1991-92	1992-93
LANG, Robert	C	PHX	64	9	20	29	28	4	0	1	1	0	2009-10	2009-10
LANGKOW, Daymond	C	PHX	316	79	117	196	146	21	2	6	8	4	2001-02	2003-04
													2011-12	2011-12
LANGKOW, Scott	G	PHX /WPG	5	0	0	0	0	-	-	-	-	-	1995-96	1998-99
LARAQUE, Georges	RW	PHX	56	5	17	22	52	-	-	-	-	-	2006-07	2006-07
LAROSE, Guy	C	WPG	10	0	1	1	14	-	-	-	-	-	1988-89	1990-91
LAUEN, Mike	RW	WPG	3	0	1	1	0	-	-	-	-	-	1983-84	1983-84
LEACH, Stephen	RW	PHX	22	1	1	2	37	7	1	1	2	2	1998-99	1998-99
LEBLANC, John	RW	WPG	38	12	3	15	10	-	-	-	-	-	1991-92	1994-95
LEClerc, Mike	LW	PHX	35	9	12	21	29	-	-	-	-	-	2005-06	2005-06
LECUYER, Doug	LW	WPG	45	6	17	23	66	-	-	-	-	-	1980-81	1980-81
LEGGE, Barry	D	WPG	76	1	8	9	126	-	-	-	-	-	1980-81	1981-82
LEHOUX, Yanick	C	PHX	10	2	2	4	6	-	-	-	-	-	2005-06	2006-07
LEMAY, Moe	LW	WPG	10	1	0	1	14	-	-	-	-	-	1988-89	1988-89
LEMIEUX, Claude	RW	PHX	164	32	49	81	158	5	0	0	0	2	2000-01	2002-03
LEMIEUX, Jocelyn	RW	PHX	32	4	3	7	27	2	0	0	0	4	1996-97	1997-98



ALL-TIME ROSTER (CONT'D)

LENEVEU, David	G	PHX	21	0	0	0	0	-	-	-	-	-	2005-06	2006-07
LEPISTO, Sami	D	PHX	117	5	17	22	97	7	1	0	1	6	2009-10	2010-11
LESUK, Bill	LW	WPG	49	0	1	1	43	-	-	-	-	-	1979-80	1979-80
LETOWSKI, Trevor	C	PHX	206	30	43	73	58	5	1	1	2	4	1998-99	2001-02
LEVIE, Craig	D	WPG	62	8	14	22	80	-	-	-	-	-	1981-82	1982-83
LEVINS, Scott	RW	PHX /WPG	11	0	1	1	23	-	-	-	-	-	1992-93	1992-93
													1997-98	1997-98
LINDSTROM, Joakim	LW	PHX	44	9	11	20	28	-	-	-	-	-	2008-09	2008-09
LINDSTROM, Willy	RW	WPG	288	98	91	189	106	4	2	1	3	2	1979-80	1982-83
LISIN, Enver	RW	PHX	78	18	10	28	46	-	-	-	-	-	2006-07	2008-09
LOMBARDI, Matthew	C	PHX	97	24	45	69	50	7	1	5	6	2	2008-09	2009-10
LONG, Barry	D	WPG	70	6	19	25	46	-	-	-	-	-	1980-81	1981-82
LOUSTEL, Ron	G	WPG	1	0	0	0	0	-	-	-	-	-	1980-81	1980-81
LUKOWICH, Morris	LW	WPG	431	168	177	345	438	7	0	2	2	16	1979-80	1984-85
LUMME, Jyrki	D	PHX	192	19	74	93	122	12	0	2	2	8	1998-99	2000-01
LUNDHOLM, Bengt	LW	WPG	275	48	95	143	72	14	3	4	7	14	1981-82	1985-86
LUNDMARK, Jamie	C	PHX	38	5	13	18	36	-	-	-	-	-	2005-06	2005-06
MacDERMID, Paul	RW	WPG	172	32	42	74	379	7	0	2	2	8	1989-90	1991-92
MacIVER, Don	D	WPG	6	0	0	0	2	-	-	-	-	-	1979-80	1979-80
MACIVER, Norm	D	PHX /WPG	112	11	40	51	88	12	1	1	2	4	1995-96	1997-98
MacLEAN, Brett	LW	PHX	13	2	1	3	2	-	-	-	-	-	2010-11	2010-11
MacLEAN, Don	C	PHX	9	1	1	2	0	-	-	-	-	-	2006-07	2006-07
MacLEAN, Paul	RW	WPG	528	248	270	518	726	35	16	10	26	76	1981-82	1987-8
MALGUNAS, Stewart	D	WPG	29	0	1	1	32	-	-	-	-	-	1995-96	1995-96
MANERY, Kris	LW	WPG	63	19	13	32	30	-	-	-	-	-	1979-80	1980-81
MANN, Jimmy	RW	WPG	202	9	12	21	598	4	0	0	0	7	1979-80	1983-84
MANSON, Dave	D	PHX /WPG	205	14	59	73	559	6	2	1	3	30	1993-94	1996-97
MANTHA, Moe	D	WPG	318	31	125	156	203	16	5	10	15	18	1980-81	1983-84
													1989-90	1991-92
MARA, Paul	D	PHX	323	38	104	142	268	5	0	0	0	4	2000-01	2005-06
MARCHMENT, Bryan	D	WPG	37	2	4	6	121	-	-	-	-	-	1988-89	1990-91
MARKELL, John	LW	WPG	52	11	10	21	36	-	-	-	-	-	1979-80	1980-81
MARKOV, Danny	D	PHX	136	10	46	56	103	-	-	-	-	-	2001-02	2002-03
MAROIS, Mario	D	WPG	255	17	116	133	178	18	2	11	13	35	1985-86	1988-89
													1991-92	1991-92
MARSH, Peter	RW	WPG	81	16	25	41	68	-	-	-	-	-	1979-80	1980-81
MARTIN, Craig	RW	WPG	20	0	1	1	19	-	-	-	-	-	1994-95	1994-95
MARTIN, Tom	LW	WPG	24	2	0	2	91	3	0	0	0	2	1984-85	1986-87
MATTSSON, Markus	G	WPG	52	0	2	2	0	-	-	-	-	-	1979-80	1980-81
MAXWELL, Bryan	D	WPG	102	8	25	33	268	3	1	0	1	23	1981-82	1983-84
MAY, Brad	LW	PHX	154	24	30	54	234	5	0	0	0	0	2000-01	2002-03
McBAIN, Andrew	RW	WPG	408	101	129	230	421	24	5	7	12	39	1983-84	1988-89
McBEAN, Wayne	D	WPG	31	2	9	11	24	-	-	-	-	-	1993-94	1993-94
McCLELLAND, Kevin	RW	WPG	6	0	0	0	19	-	-	-	-	-	1993-94	1993-94
McCRIMMON, Brad	D	PHX	37	1	5	6	18	-	-	-	-	-	1996-97	1996-97
McFALL, Dan	D	WPG	9	0	1	1	0	-	-	-	-	-	1984-85	1985-86
McGRATTAN, Brian	RW	PHX	5	0	0	0	22	-	-	-	-	-	2008-09	2008-09
McKENZIE, Jim	LW	PHX /WPG	202	12	9	21	548	9	0	0	0	4	1995-96	1997-98
McLLWAIN, Dave	RW	WPG	143	40	38	78	108	7	0	1	1	2	1989-90	1991-92
McREYNOLDS, Brian	C	WPG	9	0	2	2	4	-	-	-	-	-	1989-90	1989-90
McTAVISH, Gord	C	WPG	10	1	3	4	2	-	-	-	-	-	1979-80	1979-80
MELROSE, Barry	D	WPG	92	5	7	12	164	-	-	-	-	-	1979-80	1980-81
MELAMETSA, Anssi	LW	WPG	27	0	3	3	2	-	-	-	-	-	1985-86	1985-86
MEYER, Freddy	D	PHX	5	0	0	0	0	-	-	-	-	-	2007-08	2007-08
MICHALEK, Zbynek	D	PHX	393	26	87	113	188	7	0	2	2	2	2005-06	2009-10
MIDDLEBROOK, Lindsay	G	WPG	24	0	0	0	0	-	-	-	-	-	1979-80	1980-81
MIELE, Andy	C	PHX	7	0	0	0	6	-	-	-	-	-	2011-12	2011-12
MIKULCHIK, Oleg	D	WPG	29	0	3	3	29	-	-	-	-	-	1993-94	1994-95
MILLS, Craig	RW	WPG	4	0	2	2	0	1	0	0	0	0	1995-96	1995-96
MIRONOV, Boris	D	WPG	65	7	22	29	96	-	-	-	-	-	1993-94	1993-94
MOFFAT, Lyle	LW	WPG	74	10	9	19	38	-	-	-	-	-	1979-80	1979-80
MONTOYA, Al	G	PHX	5	0	0	0	0	-	-	-	-	-	2008-09	2008-09
MORE, Jayson	D	PHX	64	6	11	17	90	7	0	0	0	7	1996-97	1997-98



ALL-TIME ROSTER (CONT'D)

MORRIS, Derek	D	PHX	442	33	91	124	342	20	3	7	10	35	2003-04 2009-10	2008-09 2011-12
MORRISON, Michael	G	PHX	4	0	0	0	0	-	-	-	-	-	2006-07	2006-07
MUELLER, Peter	C	PHX	207	39	68	107	64	-	-	-	-	-	2007-08	2009-10
MULHERN, Richard	D	WPG	19	0	4	4	14	-	-	-	-	-	1980-81	1980-81
MULLEN, Brian	LW	WPG	372	124	172	296	132	26	7	9	16	16	1982-83	1986-87
MUNI, Craig	D	WPG	25	1	3	4	37	6	0	1	1	2	1995-96	1995-96
MURLEY, Matt	LW	PHX	3	0	1	1	0	-	-	-	-	-	2007-08	2007-08
MURRAY, Garth	C	PHX	10	0	0	0	12	-	-	-	-	-	2008-09	2008-09
MURRAY, Rob	C	PHX /WPG	49	2	5	7	34	-	-	-	-	-	1991-92	1998-99
MURRAY, Troy	C	WPG	103	20	34	54	103	7	0	0	0	2	1991-92	1992-93
NAGY, Ladislav	LW	PHX	321	92	157	249	312	5	0	0	0	21	2000-01	2006-07
NASH, Tyson	LW	PHX	119	3	11	14	194	-	-	-	-	-	2003-04	2005-06
NAZAROV, Andrei	LW	PHX	122	10	5	15	311	3	0	0	0	2	2001-02	2003-04
NECKAR, Stan	D	PHX	130	4	11	15	109	11	0	1	1	4	1998-99	2000-01
NEDVED, Petr	C	PHX	25	2	9	11	34	-	-	-	-	-	2005-06	2005-06
NEUFELD, Ray	RW	WPG	249	61	66	127	388	18	6	3	9	46	1985-86	1988-89
NIKULIN, Alexander	C	PHX	1	0	0	0	0	-	-	-	-	-	2008-09	2008-09
NILL, Jim	RW	WPG	141	17	21	38	209	14	0	1	1	39	1984-85	1987-88
NOKELAINEN, Petteri	C	PHX	22	1	2	3	6	5	0	0	0	2	2009-10	2009-10
													2011-12	2011-12
NOLAN, Owen	RW	PHX	76	16	24	40	56	-	-	-	-	-	2006-07	2006-07
NOONAN, Brian	RW	PHX	7	0	0	0	0	5	0	2	2	4	1998-99	1998-99
NORWICH, Craig	D	WPG	70	10	35	45	36	-	-	-	-	-	1979-80	1979-80
NOVOSELTSEV, Ivan	RW	PHX	17	2	0	2	6	-	-	-	-	-	2003-04	2003-04
NUMMINEN, Teppo	D	PHX /WPG	1098	108	426	534	405	50	8	8	16	20	1988-89	2002-03
ODELEIN, Lyle	D	PHX	16	1	7	8	19	5	0	0	0	16	1999-00	1999-00
O'DONNELL, Sean	D	PHX	57	1	7	8	121	-	-	-	-	-	2005-06	2005-06
OLAUSSEN, Fredrik	D	WPG	496	86	249	335	196	35	4	13	17	12	1986-87	1993-94
OLCZYK, Eddie	C	WPG	214	95	106	201	235	12	3	3	6	10	1990-91	1992-93
													1994-95	1995-96
OLIVER, David	RW	PHX	9	1	0	1	2	-	-	-	-	-	1999-00	1999-00
O'NEILL, Mike	G	WPG	20	0	0	0	0	-	-	-	-	-	1991-92	1993-94
O'REILLY, Cal	C	PHX	22	2	3	5	2	-	-	-	-	-	2011-12	2011-12
OSBORNE, Mark	LW	WPG	80	12	20	32	124	-	-	-	-	-	1990-91	1991-92
OSIECKI, Mark	D	WPG	4	1	0	1	2	-	-	-	-	-	1992-93	1992-93
O'SULLIVAN, Patrick	C	PHX	23	2	2	4	2	-	-	-	-	-	2011-12	2011-12
PASLAWSKI, Greg	RW	WPG	114	27	40	67	24	7	1	3	4	0	1989-90	1990-91
PAYNTER, Kent	D	WPG	5	0	0	0	4	-	-	-	-	-	1991-92	1991-92
PEDERSON, Denis	C	PHX	19	1	1	2	20	5	0	2	2	0	2001-02	2001-02
PELLERIN, Scott	LW	PHX	23	0	1	1	8	-	-	-	-	-	2002-03	2002-03
PELLETIER, Jean-Marc	G	PHX	6	0	0	0	0	-	-	-	-	-	2002-03	2003-04
PENNEY, Steve	G	WPG	15	0	0	0	7	-	-	-	-	-	1986-87	1987-88
PERRAULT, Joel	C	PHX	78	12	14	26	68	-	-	-	-	-	2005-06	2009-10
PERREAULT, Yanic	C	PHX	49	19	14	33	30	-	-	-	-	-	2006-07	2006-07
PETIT, Michel	D	PHX	32	4	2	6	77	5	0	0	0	8	1997-98	1998-99
PICARD, Robert	D	WPG	160	20	43	63	158	11	2	2	4	20	1983-84	1985-86
PLANTERY, Mark	D	WPG	25	1	5	6	14	-	-	-	-	-	1980-81	1980-81
POESCHEK, Rudy	RW	WPG	5	0	0	0	22	-	-	-	-	-	1990-91	1991-92
POOLEY, Paul	RW	WPG	15	0	3	3	0	-	-	-	-	-	1984-85	1985-86
PORTER, Kevin	C	PHX	38	5	5	10	4	-	-	-	-	-	2008-09	2009-10
POULIOT, Marc-Antoine	C	PHX	13	0	4	4	2	8	1	1	2	2	2011-12	2011-12
PRUCHA, Petr	RW	PHX	109	15	18	33	33	7	1	2	3	4	2008-09	2010-11
PRUST, Brandon	RW	PHX	11	0	1	1	29	-	-	-	-	-	2008-09	2008-09
PYATT, Taylor	LW	PHX	223	39	34	73	89	27	6	3	9	4	2009-10	2011-12
QUINT, Deron	D	PHX /WPG	271	27	56	83	104	7	0	2	2	0	1995-96	1999-00
													2002-03	2002-03
QUINTAL, Stephane	D	WPG	124	14	35	49	197	-	-	-	-	-	1993-94	1994-95
RADIOJEVIC, Branko	RW	PHX	150	25	31	56	103	1	0	0	0	2	2001-02	2003-04
RALPH, Brad	LW	PHX	1	0	0	0	0	-	-	-	-	-	2000-01	2000-01
RANHEIM, Paul	LW	PHX	40	3	4	7	10	-	-	-	-	-	2002-03	2002-03
REDDICK, Eldon	G	WPG	117	0	1	1	20	3	0	0	0	0	1986-87	1988-89
REICHEL, Robert	C	PHX	13	7	6	13	4	7	1	3	4	2	1998-99	1998-99
REINPRECHT, Steven	C	PHX	231	51	92	143	82	-	-	-	-	-	2005-06	2008-09



ALL-TIME ROSTER (CONT'D)

REIRDEN, Todd	D	PHX	7	0	2	2	4	-	-	-	-	-	2003-04	2003-04
RENBURG, Mikael	RW	PHX	10	2	4	6	2	5	1	2	3	4	1999-00	1999-00
RHEAUME, Pascal	C	PHX	1	0	0	0	0	-	-	-	-	-	2005-06	2005-06
RICCI, Mike	C	PHX	85	10	7	17	73	-	-	-	-	-	2005-06	2006-07
RILEY, Bill	RW	WPG	14	3	2	5	7	-	-	-	-	-	1979-80	1979-80
RIOUX, Gerry	RW	WPG	9	0	0	0	6	-	-	-	-	-	1979-80	1979-80
RIVERS, Jamie	D	PHX	18	0	5	5	26	-	-	-	-	-	2005-06	2005-06
ROCHE, Travis	D	PHX	50	6	13	19	22	-	-	-	-	-	2006-07	2006-07
ROENICK, Jeremy	C	PHX	454	152	227	379	596	18	9	9	18	18	1996-97	2006-07
ROMANIUK, Russ	LW	WPG	85	10	14	24	46	1	0	0	0	0	1991-92	1994-95
RONAN, Ed	RW	WPG	17	0	0	0	16	-	-	-	-	-	1995-96	1995-96
RONNING, Cliff	C	PHX	156	32	81	113	64	13	1	10	11	16	1996-97	1998-99
ROONEY, Steve	LW	WPG	86	9	9	18	274	13	1	0	1	67	1986-87	1987-88
ROUSSEL, Dominic	G	WPG	7	0	0	0	2	-	-	-	-	-	1995-96	1995-96
ROZSIVAL, Michal	D	PHX	87	4	15	19	54	19	0	0	0	4	2010-11	2011-12
RUNDBLAD, David	D	PHX	6	0	3	3	0	-	-	-	-	-	2011-12	2011-12
RUPP, Michael	C	PHX	7	0	1	1	6	-	-	-	-	-	2003-04	2005-06
SAFRONOV, Kirill	D	PHX	1	0	0	0	0	-	-	-	-	-	2001-02	2001-02
SANDERSON, Geoff	LW	PHX	75	25	21	46	58	-	-	-	-	-	2005-06	2005-06
SAPRYKIN, Oleg	LW	PHX	126	25	34	59	104	-	-	-	-	-	2005-06	2006-07
SAUER, Kurt	D	PHX	69	1	6	7	36	-	-	-	-	-	2008-09	2009-10
SAUVE, Philippe	G	PHX	5	0	0	0	0	-	-	-	-	-	2005-06	2005-06
SAVAGE, Brian	LW	PHX	134	24	29	53	66	5	0	0	0	0	2001-02	2003-04
SAVARD, Serge	D	WPG	123	6	21	27	55	7	0	0	0	4	1981-82	1982-83
SAWYER, Kevin	LW	PHX	3	0	0	0	12	-	-	-	-	-	1999-00	1999-00
SCATCHARD, Dave	C	PHX	93	14	17	31	156	-	-	-	-	-	2005-06	2006-07
SCHLEMKO, David	D	PHX	109	6	25	31	42	9	1	0	1	4	2008-09	2011-12
SCHOFIELD, Dwight	D	WPG	18	0	0	0	33	-	-	-	-	-	1987-88	1987-88
SCHNEIDER, Mathieu	D	PHX	8	0	4	4	4	3	1	0	1	0	2009-10	2009-10
SELANNE, Teemu	RW	WPG	231	147	159	306	87	6	4	2	6	2	1992-93	1995-96
SEIDENBERG, Dennis	D	PHX	66	2	11	13	30	-	-	-	-	-	2005-06	2006-07
SEPPA, Jyrki	D	WPG	13	0	2	2	6	-	-	-	-	-	1983-84	1983-84
SHANNON, Darrin	LW	PHX /WPG	451	77	149	226	328	31	6	7	13	30	1991-92	1997-98
SHANNON, Darryl	D	WPG	108	7	20	27	138	-	-	-	-	-	1993-94	1995-96
SHTALENKOV, Mikhail	G	PHX	19	0	3	3	2	-	-	-	-	-	1998-99	1999-00
SILK, Dave	RW	WPG	32	2	4	6	63	1	0	0	0	2	1985-86	1985-86
SILLINGER, Mike	C	PHX	60	8	6	14	54	-	-	-	-	-	2003-04	2003-04
SIMON, Jason	LW	PHX	1	0	0	0	0	-	-	-	-	-	1996-97	1996-97
SIMPSON, Todd	D	PHX	146	4	21	25	299	5	0	2	2	6	2000-01	2002-03
SJOBERG, Lars Erik	D	WPG	79	7	27	34	48	-	-	-	-	-	1979-80	1979-80
SJOSTROM, Fredrik	RW	PHX	261	32	41	63	126	-	-	-	-	-	2003-04	2007-08
SKRIKO, Petri	LW	WPG	15	2	3	5	4	-	-	-	-	-	1991-92	1991-92
SLANEY, John	D	PHX	55	3	14	17	24	-	-	-	-	-	1997-98	1997-98
SMALL, Doug	LW	WPG	691	189	208	397	466	41	9	2	11	49	1980-81	1990-91
SMITH, Gary	G	WPG	20	0	0	0	25	-	-	-	-	-	1979-80	1979-80
SMITH, Gord	D	WPG	13	0	0	0	8	-	-	-	-	-	1979-80	1979-80
SMITH, Mike	G	PHX	67	0	2	2	16	16	0	1	1	14	2011-12	2011-12
SMITH, Wyatt	C	PHX	54	3	7	10	13	-	-	-	-	-	1999-00	2001-02
SOETAERT, Doug	G	WPG	130	0	6	6	38	4	0	0	0	0	1981-82	1983-84
SPILLER, Matthew	D	PHX	59	0	1	1	67	-	-	-	-	-	2003-04	2005-06
SPRING, Don	D	WPG	259	1	54	55	80	6	0	0	0	10	1980-81	1983-84
STAFFORD, Garrett	D	PHX	2	0	0	0	0	-	-	-	-	-	2010-11	2010-11
STAMLER, Lorne	LW	WPG	62	8	7	15	12	-	-	-	-	-	1979-80	1979-80
STANIEWSKI, Ed	G	WPG	62	0	6	6	4	2	0	0	0	0	1981-82	1982-83
STAPLETON, Mike	C	PHX /WPG	253	28	39	67	143	26	1	0	1	37	1995-96	1998-99
STEEN, Anders	C	WPG	42	5	11	16	22	-	-	-	-	-	1980-81	1980-81
STEEN, Thomas	C	WPG	950	264	553	817	753	56	12	32	44	62	1981-82	1994-95
STEMPNIAK, Lee	RW	PHX	100	33	23	56	27	11	0	2	2	0	2009-10	2010-11
STEWART, Ryan	RW	WPG	3	1	0	1	0	-	-	-	-	-	1985-86	1985-86
STONE, Michael	D	PHX	13	1	2	3	2	2	0	0	0	0	2011-12	2011-12
STUTZEL, Mike	LW	PHX	9	0	0	0	0	-	-	-	-	-	2003-04	2003-04
SUCHY, Radoslav	D	PHX	372	12	51	63	74	10	1	1	2	0	1999-00	2003-04
SULLIVAN, Mike	C	PHX	256	13	20	33	66	10	0	1	1	2	1998-99	2001-02
SULLIVAN, Peter	C	WPG	126	28	54	82	40	-	-	-	-	-	1979-80	1980-81



ALL-TIME ROSTER (CONT'D)

SUMMERS, Chris	D	PHX	23	0	3	3	15	-	-	-	-	-	2010-11	2011-12
SYKES, Phil	LW	WPG	170	25	18	43	157	11	0	1	1	9	1989-90	1991-92
TABARACCI, Rick	G	WPG	61	0	2	2	22	7	0	0	0	0	1990-91	1992-93
TAFFE, Jeff	C	PHX	98	15	13	28	26	-	-	-	-	-	2002-03	2006-07
TAGLIANETTI, Peter	D	WPG	207	10	37	47	604	14	1	1	2	20	1984-85	1989-90
TANABE, David	D	PHX	66	5	11	16	30	-	-	-	-	-	2003-04	2005-06
TELLQVIST, Mikael	G	PHX	67	0	2	2	2	-	-	-	-	-	2006-07	2008-09
THOMAS, Bill	RW	PHX	40	9	8	17	10	-	-	-	-	-	2005-06	2007-08
THOMPSON, Brent	D	PHX/WPG	40	0	1	1	106	-	-	-	-	-	1994-95	1996-97
TIKHONOV, Viktor	LW	PHX	61	8	8	16	20	-	-	-	-	-	2008-09	2008-09
TILEY, Brad	D	PHX	9	0	0	0	0	1	0	0	0	0	1997-98	1998-99
TJARNQVIST, Mathias	LW	PHX	104	9	11	20	36	-	-	-	-	-	2006-07	2007-08
TKACHUK, Keith	LW	PHX /WPG	640	323	300	623	1508	44	19	9	28	100	1991-92	2000-01
TOCCHET, Rick	RW	PHX	213	64	66	130	371	13	6	5	11	33	1997-98	1999-00
TOMALTY, Glenn	LW	WPG	1	0	0	0	0	-	-	-	-	-	1979-80	1979-80
TOMLINSON, Dave	C	WPG	31	1	3	4	24	-	-	-	-	-	1993-94	1993-94
TORDJMAN, Josh	G	PHX	2	0	0	0	0	-	-	-	-	-	2008-09	2008-09
TORRES, Raffi	LW	PHX	79	15	11	26	83	3	1	1	2	2	2011-12	2011-12
TRIMPER, Tim	LW	WPG	140	23	23	46	138	1	0	0	0	0	1980-81	1983-84
TRUDEL, Jean-Guy	LW	PHX	4	0	0	0	2	-	-	-	-	-	1999-00	2001-02
TURCOTTE, Alfie	C	WPG	17	1	3	4	2	-	-	-	-	-	1987-88	1988-89
TURCOTTE, Darren	C	WPG	59	16	16	32	26	-	-	-	-	-	1995-96	1995-96
TURRIS, Kyle	C	PHX	137	19	27	46	43	4	1	2	3	2	2007-08	2011-12
TURNBULL, Perry	C	WPG	172	43	57	100	357	12	0	2	2	47	1984-85	1986-87
TVERDOVSKY, Oleg	D	PHX /WPG	241	24	83	107	80	25	0	11	11	6	1995-96	1998-99
ULANOV, Igor	D	WPG	176	5	43	48	385	11	0	0	0	43	1991-92	1994-95
UPSHALL, Scottie	LW	PHX	129	42	30	72	118	-	-	-	-	-	2008-09	2010-11
VAANANEN, Ossi	D	PHX	291	10	35	45	333	5	0	0	0	6	2000-01	2003-04
VANDERMEER, Jim	D	PHX	62	4	8	12	60	0	0	0	0	0	2009-10	2009-10
VANDERMEER, Pete	LW	PHX	2	0	0	0	0	-	-	-	-	-	2007-08	2007-08
VASILYEV, Andrei	LW	PHX	1	0	0	0	0	-	-	-	-	-	1998-99	1998-99
VEISOR, Mike	G	WPG	8	0	0	0	0	1	0	0	0	0	1983-84	1983-84
VERMETTE, Antoine	C	PHX	22	3	7	10	16	16	5	5	10	24	2011-12	2011-12
VISHEAU, Mark	D	WPG	1	0	0	0	0	-	-	-	-	-	1993-94	1993-94
VITOLINSH, Harijs	C	WPG	8	0	0	0	4	-	-	-	-	-	1993-94	1993-94
VRBATA, Radim	RW	PHX	314	105	104	209	62	27	6	8	14	12	2007-08	2007-08
													2009-10	2011-12
WAITE, Jimmy	G	PHX	33	0	0	0	4	4	0	0	0	0	1997-98	1998-99
WAKALUK, Darcy	G	PHX	16	0	1	1	4	-	-	-	-	-	1996-97	1996-97
WARRINER, Todd	LW	PHX	18	0	3	3	8	-	-	-	-	-	2001-02	2001-02
WATKINS, Matt	RW	PHX	1	0	0	0	0	-	-	-	-	-	2011-12	2011-12
WATTERS, Tim	D	WPG	438	21	101	122	760	28	1	2	3	49	1981-82	1987-88
WELLER, Craig	RW	PHX	59	3	8	11	80	-	-	-	-	-	2007-08	2007-08
WESTRUM, Erik	C	PHX	15	1	1	2	20	-	-	-	-	-	2003-04	2003-04
WHEELDON, Simon	C	WPG	4	0	0	0	4	-	-	-	-	-	1990-91	1990-91
WHELTON, Bill	D	WPG	2	0	0	0	0	-	-	-	-	-	1980-81	1980-81
WHITNEY, Ray	LW	PHX	157	41	93	134	52	20	3	7	10	12	2010-11	2011-12
WILKINSON, Neil	D	WPG	61	2	8	10	108	-	-	-	-	-	1994-95	1995-96
WILSON, Landon	RW	PHX	183	32	36	68	180	4	0	0	0	12	2000-01	2003-04
WILSON, Ron	C	WPG	536	75	134	209	236	23	7	6	13	6	1979-80	1987-88
WINNIK, Daniel	LW	PHX	202	18	34	52	100	7	0	0	0	0	2007-08	2009-10
WOLSKI, Wojtek	LW	PHX	54	12	22	34	16	7	4	1	5	0	2009-10	2010-11
YANDLE, Keith	D	PHX	365	43	144	187	172	27	3	16	19	14	2006-07	2011-12
YLONEN, Juha	C	PHX	261	22	65	87	80	3	0	2	2	2	1996-97	2000-01
YONKMAN, Nolan	D	PHX	16	0	1	1	39	-	-	-	-	-	2010-11	2010-11
YORK, Mike	LW	PHX	63	6	8	14	4	-	-	-	-	-	2007-08	2007-08
YOUNG, Tim	RW	WPG	44	15	19	34	25	1	0	1	1	0	1983-84	1983-84
YSEBAERT, Paul	C	WPG	60	9	18	27	18	-	-	-	-	-	1993-94	1993-94
ZHAMNOV, Alexei	C	WPG	235	103	164	267	205	12	2	3	5	10	1992-93	1995-96
ZIGOMANIS, Mike	C	PHX	108	16	10	26	52	-	-	-	-	-	2006-07	2007-08



ALL-TIME GOALTENDERS

GOALTENDER	TEAM	GP	MIN	GA	SO	GAA	SV%	W-L-T-OT	FROM	TO
AEBISCHER, David	PHX	1	60	3	0	3.00	.909	0-1-0	2007-08	2007-08
AULD, Alex	PHX	9	508	30	1	3.54	.880	3-6-0	2007-08	2007-08
BEAUREGARD, Stephane	WPG	74	3600	209	2	3.48	.885	16-30-11	1989-90	1991-92
									1993-94	1993-94
BEHREND, Marc	WPG	38	1946	160	1	4.93	.844	12-19-2	1983-84	1985-86
BERTHIAUME, Daniel	WPG	120	6598	399	5*	3.63	.876	50-45-13	1986-87	1989-90
BIERK, Zac	PHX	20	1074	44	1	2.46	.924	4-10-3	2002-03	2003-04
BOUCHARD, Dan	WPG	32	1696	107	2	3.79	.865	11-14-2	1985-86	1985-86
BOUCHER, Brian	PHX	96	5420	269	5	2.98	.898	28-45-18-0	2002-03	2005-06
BRYZGALOV, Ilya	PHX	257	15070	639	21	2.53	.919	130-93-27	2007-08	2010-11
BURKE, Sean	PHX	211	12348	491	15	2.39	.919	97-78-29	1999-00	2003-04
CHEVELDAE, Tim	WPG	74	4054	260	1	3.85	.884	21-42-7	1993-94	1995-96
CHEVRIER, Alain	WPG	22	1092	78	1	4.29	.859	8-8-2	1988-89	1988-89
CLIMIE, Matt	PHX	1	32	1	0	1.88	.938	0-0-0	2010-11	2010-11
DesROCHERS, Patrick	PHX	9	418	26	0	3.73	.861	1-5-1	2001-02	2002-03
DION, Michel	WPG	14	757	61	0	4.83	.864	3-6-3	1980-81	1980-81
DRAPER, Tom	WPG	9	513	41	0	4.80	.824	3-5-0	1988-89	1989-90
									1995-96	1995-96
DUFFUS, Parris	PHX	1	29	1	0	2.07	.875	0-0-0	1996-97	1996-97
ESCHE, Robert	PHX	58	3033	150	3	2.97	.897	18-24-6	1998-99	2001-02
ESSENSA, Bob	PHX /WPG	311	17244	955	15	3.32	.894	129-124-35	1988-89	1993-94
									1999-00	1999-00
HAMEL, Pierre	WPG	64	3570	258	0	4.34	.869	12-39-7	1979-80	1980-81
HAYWARD, Brian	WPG	165	9172	654	1	4.28	.865	63-75-17	1982-83	1985-86
HOLDEN, Mark	WPG	4	213	15	0	4.23	.856	2-0-0	1984-85	1984-85
HRIVNAK, Jim	WPG	3	180	13	0	4.33	.865	2-1-0	1992-93	1992-93
JABLONSKI, Pat	PHX	2	59	2	0	2.03	.917	0-1-0	1996-97	1996-97
JOHNSON, Brent	PHX	8	486	21	0	2.59	.914	1-6-1	2003-04	2003-04
JOSEPH, Curtis	PHX	115	6417	325	8	3.04	.898	50-52-5	2005-06	2006-07
KHABIBULIN, Nikolai	PHX/WPG	284	16030	735	21	2.75	.908	126-113-30	1994-95	1998-99
LABARBERA, Jason	PHX	72	2826	124	2	2.62	.915	18-20-7	2009-10	2011-12
LANGKOW, Scott	PHX /WPG	5	178	13	0	4.38	.835	0-1-1	1995-96	1998-99
LeNEVEU, David	PHX	21	1047	59	0	3.38	.894	5-9-0	2005-06	2006-07
LOUSTEL, Ron	WPG	1	60	10	0	10.00	.804	0-1-0	1980-81	1980-81
MATTSSON, Markus	WPG	52	2907	193	3	3.98	.875	8-32-4	1979-80	1980-81
McELHINNEY, Curtis	PHX	1	72	2	0	1.67	.944	1-0-0	2011-12	2011-12
MIDDLEBROOK, Lindsay	WPG	24	1233	105	0	5.11	.856	2-17-3	1979-80	1980-81
MONTOYA, Al	PHX	5	259	9	1	2.08	.925	3-1-0	2008-09	2008-09
MORRISON, Mike	PHX	4	127	13	0	6.14	.790	0-3-0	2006-07	2006-07
O'NEILL, Michael	WPG	20	824	58	0	4.22	.863	0-9-2	1991-92	1993-94
PELLETIER, Jean-Marc	PHX	6	294	18	0	3.67	.864	1-3-0	2002-03	2003-04
PENNEY, Steve	WPG	15	712	55	0	4.63	.828	3-8-2	1986-87	1987-88
REDDICK, Eldon	WPG	117	6358	395	1*	3.73	.873	41-51-14	1986-87	1988-89
ROUSSEL, Dominic	WPG	7	285	16	0	3.37	.881	2-2-0	1995-96	1995-96
SAUVE, Philippe	PHX	5	187	17	0	5.45	.867	0-4-0-0	2005-06	2005-06
SHTALENKOV, Mikhail	PHX	19	1147	45	2	2.35	.905	8-8-3	1998-99	1999-00
SMITH, Gary	WPG	20	1073	73	0	4.08	.873	4-11-4	1979-80	1979-80
SMITH, Mike	PHX	67	3903	144	8	2.21	.930	38-18-10	2011-12	2011-12
SOETAERT, Doug	WPG	130	7226	511	2	4.24	.869	50-48-21	1981-82	1983-84
STANIEWSKI, Ed	WPG	63	3510	247	2	4.22	.866	24-27-6	1981-82	1983-84
TABARACCI, Rick	WPG	61	3018	193	1	3.84	.874	15-26-7	1990-91	1992-93
TELLQVIST, Mikael	PHX	67	3613	184	4	3.06	.897	27-24-6	2006-07	2008-09
TORDJMAN, Josh	PHX	2	118	8	0	4.07	.871	0-2-0	2008-09	2008-09
VEISOR, Mike	WPG	8	420	26	0	3.71	.849	4-1-2	1983-84	1983-84
WAITE, Jimmy	PHX	33	1691	69	2	2.45	.903	11-11-5	1997-98	1998-99
WAKALUK, Darcy	PHX	16	782	39	1	2.99	.899	8-3-1	1996-97	1996-97

*Daniel Berthiaume and Eldon Reddick shared one shutout during the 1986-87 season

NOTE: Starting in 2005-06, goaltenders can no longer earn ties but losses in overtime or a shootout count in the OT column.



20-49-11 (51 points), 5th Smythe Division

1979-80 WINNIPEG JETS

PLAYER	GP	G	A	PTS	PIM
Morris Lukowich	78	35	39	74	77
Peter Sullivan	79	24	35	59	20
Ron Wilson	79	21	36	57	28
Willy Lindstrom	79	23	26	49	20
Craig Norwich	70	10	35	45	36
Peter Marsh	57	18	20	38	59
Lars Erik Sjoberg	79	7	27	34	48
Jude Drouin	78	8	16	24	50
Scott Campbell	63	3	17	20	136
Lyle Moffat	74	10	9	19	38
Dave Christian	15	8	10	18	2
John Markell	38	10	7	17	21
Lorne Stamler	62	8	7	15	12
Al Cameron	63	3	11	14	72
Ross Cory	46	2	9	11	32
*Kris Manery	16	6	4	10	6
#Bobby Hull	18	4	6	10	0
Barry Melrose	74	4	6	10	124
Jimmy Mann	72	3	5	8	287

PLAYER	GP	G	A	PTS	PIM
Hilliard Graves	35	1	5	6	15
Bill Riley	14	3	2	5	7
Gord McTavish	10	1	3	4	2
Dave Hoyda	15	1	1	2	35
John Bethel	17	0	2	2	4
Pierre Hamel	35	0	2	2	10
Pat Daley	5	1	0	1	4
Bob Guindon	6	0	1	1	0
Bill Lesuk	49	0	1	1	43
Glenn Tomalty	1	0	0	0	0
Larry Hopkins	5	0	0	0	0
Don MacIver	6	0	0	0	2
Gerry Rioux	9	0	0	0	6
Lindsay Middlebrook	10	0	0	0	0
Gord Smith	13	0	0	0	8
Wayne Dillon	13	0	0	0	2
Mike Amodeo	19	0	0	0	2
Gary Smith	20	0	0	0	25
Markus Mattsson	21	0	0	0	2

GOALTENDER	GP	MIN	GAA	W-L-T	SO	GA	SA	SV%
Markus Mattsson	21	1200	3.25	5-11-4	2	65	579	.888
Pierre Hamel	35	1947	4.01	9-19-3	0	130	1052	.876
Gary Smith	20	1073	4.08	4-11-4	0	73	574	.873
Lindsay Middlebrook	10	580	4.14	2-8-0	0	40	325	.877

* - Acquired during season # - Relocated during season

#	DATE	H/R	OPPONENT	SCORE	RES	RECORD	PTS	#	DATE	H/R	OPPONENT	SCORE	RES	RECORD	PTS
1	OCT. 10	@	Pittsburgh	4-2	L	0-1-0	0	41	JAN. 8	@	Atlanta	2-0	L	12-24-5	29
2	OCT. 11	@	Boston	4-0	L	0-2-0	0	42	JAN. 10	@	Philadelphia	5-4	L	12-25-5	29
3	OCT. 14		COLORADO	4-2	W	1-2-0	2	43	JAN. 12		NY RANGERS	3-0	L	12-26-5	29
4	OCT. 17		DETROIT	5-1	L	1-3-0	2	44	JAN. 13		LOS ANGELES	5-3	W	13-26-5	31
5	OCT. 19		MINNESOTA	3-2	W	2-3-0	4	45	JAN. 15	@	NY Islanders	5-2	L	13-27-5	31
6	OCT. 20	@	Colorado	4-1	L	2-4-0	4	46	JAN. 16	@	NY Rangers	4-1	L	13-28-5	31
7	OCT. 24	@	Chicago	4-0	L	2-5-0	4	47	JAN. 18		DETROIT	5-0	L	13-29-5	31
8	OCT. 26		BOSTON	3-2	W	3-5-0	6	48	JAN. 21	@	Hartford	7-2	L	13-30-5	31
9	OCT. 28		ST. LOUIS	2-2	T	3-5-1	7	49	JAN. 22	@	Washington	5-4	L	13-31-5	31
10	OCT. 31	@	Quebec	5-2	W	4-5-1	9	50	JAN. 25		PHILADELPHIA	5-4	L	13-32-5	31
11	NOV. 2		WASHINGTON	1-1	T	4-5-2	10	51	JAN. 27		ST. LOUIS	6-6	T	13-32-6	32
12	NOV. 4		NY ISLANDERS	4-4	T	4-5-3	11	52	JAN. 29	@	Los Angeles	7-3	W	14-32-6	34
13	NOV. 6	@	Atlanta	8-0	L	4-6-3	11	53	FEB. 1	@	Edmonton	9-2	L	14-33-6	34
14	NOV. 7	@	Washington	6-3	L	4-7-3	11	54	FEB. 2	@	Colorado	2-2	T	14-33-7	35
15	NOV. 10		TORONTO	8-4	L	4-8-3	11	55	FEB. 8		WASHINGTON	6-3	L	14-34-7	35
16	NOV. 14		HARTFORD	3-2	W	5-8-3	13	56	FEB. 10		EDMONTON	2-2	T	14-34-8	36
17	NOV. 16		QUEBEC	3-2	L	5-9-3	13	57	FEB. 12	@	NY Islanders	0-0	T	14-34-9	37
18	NOV. 18		PITTSBURGH	3-2	L	5-10-3	13	58	FEB. 14	@	Philadelphia	5-1	L	14-35-9	37
19	NOV. 21	@	NY Rangers	6-4	W	6-10-3	15	59	FEB. 15	@	Hartford	5-4	L	14-36-9	37
20	NOV. 22	@	Montreal	7-0	L	6-11-3	15	60	FEB. 17		QUEBEC	6-5	W	15-36-9	39
21	NOV. 24		VANCOUVER	5-3	W	7-11-3	17	61	FEB. 20	@	Buffalo	4-3	L	15-37-9	39
22	NOV. 27	@	Los Angeles	5-3	L	7-12-3	17	62	FEB. 21	@	Montreal	3-0	L	15-38-9	39
23	NOV. 28	@	Vancouver	4-2	L	7-13-3	17	63	FEB. 23		TORONTO	9-3	L	15-39-9	39
24	DEC. 1	@	Minnesota	4-4	T	7-13-4	18	64	FEB. 27	@	Pittsburgh	3-2	L	15-40-9	39
25	DEC. 2		NY ISLANDERS	4-0	L	7-14-4	18	65	FEB. 29		VANCOUVER	3-3	T	15-40-10	40
26	DEC. 4	@	St. Louis	4-2	W	8-14-4	20	66	MAR. 2		CHICAGO	3-2	L	15-41-10	40
27	DEC. 5	@	Detroit	6-4	L	8-15-4	20	67	MAR. 4	@	Vancouver	2-1	L	15-42-10	40
28	DEC. 7		EDMONTON	8-3	W	9-15-4	22	68	MAR. 9		ATLANTA	5-2	L	15-43-10	40
29	DEC. 9		ATLANTA	5-4	L	9-16-4	22	69	MAR. 12		BUFFALO	3-3	T	15-43-11	41
30	DEC. 12	@	Quebec	5-0	L	9-17-4	22	70	MAR. 14		MONTREAL	4-3	L	15-44-11	41
31	DEC. 15		MONTREAL	6-2	W	10-17-4	24	71	MAR. 16	@	Detroit	6-2	W	16-44-11	43
32	DEC. 16	@	Edmonton	4-3	W	11-17-4	26	72	MAR. 19	@	Toronto	9-1	L	16-45-11	43
33	DEC. 19		BUFFALO	3-2	L	11-18-4	26	73	MAR. 21		NY RANGERS	4-2	W	17-45-11	45
34	DEC. 21		CHICAGO	4-1	W	12-18-4	28	74	MAR. 23		PITTSBURGH	4-2	L	17-46-11	45
35	DEC. 26	@	Minnesota	6-0	L	12-19-4	28	75	MAR. 26		HARTFORD	7-0	W	18-46-11	47
36	DEC. 28		PHILADELPHIA	5-3	L	12-20-4	28	76	MAR. 28		MINNESOTA	2-1	L	18-47-11	47
37	DEC. 29	@	Toronto	6-1	L	12-21-4	28	77	MAR. 30	@	Boston	3-1	L	18-48-11	47
38	DEC. 31	@	Buffalo	6-2	L	12-22-4	28	78	APR. 2	@	Chicago	5-2	W	19-48-11	49
39	JAN. 4		BOSTON	2-1	L	12-23-4	28	79	APR. 5	@	St. Louis	6-0	L	19-49-11	49
40	JAN. 6		LOS ANGELES	4-4	T	12-23-5	29	80	APR. 6		COLORADO	3-2	W	20-49-11	51



1980-81 WINNIPEG JETS

9-57-14 (32 points), 6th Smythe Division

PLAYER	GP	G	A	PTS	PIM
Dave Christian	80	28	43	71	22
Morris Lukowich	80	33	34	67	90
Norm Dupont	80	27	26	53	8
Ron Wilson	77	18	33	51	55
Daniel Geoffrion	78	20	26	46	82
Dave Babych	69	6	38	44	90
Willy Lindstrom	72	22	13	35	45
Tim Trimper	56	15	14	29	28
Rick Bowness	45	8	17	25	45
Moe Mantha	58	2	23	25	35
*Doug Lecuyer	45	6	17	23	66
Barry Long	65	6	17	23	42
Peter Sullivan	47	4	19	23	20
Kris Manery	47	13	9	22	24
Don Spring	80	1	18	19	18
Doug Smail	30	10	8	18	45
Anders Steen	42	5	11	16	22
#Peter Marsh	24	6	7	13	9
*Rick Dudley	30	5	5	10	28
Jimmy Mann	37	3	3	6	105
Mark Plantery	25	1	5	6	14

PLAYER	GP	G	A	PTS	PIM
Barry Legge	38	0	6	6	69
Scott Campbell	14	1	4	5	55
#Tom Bladen	9	0	5	5	10
John Markell	14	1	3	4	15
Rick Mulhern	19	0	4	4	14
Murray Eaves	12	1	2	3	5
Al Cameron	29	1	2	3	21
#Barry Melrose	18	1	1	2	40
Sandy Beadle	6	1	0	1	2
Dave Hoyda	9	1	0	1	7
Ross Cory	5	0	1	1	9
Pierre Hamel	29	0	1	1	4
Markus Mattsson	31	0	1	1	2
Dave Chartier	1	0	0	0	0
Ron Loustel	1	0	0	0	0
Bill Whelton	2	0	0	0	0
Jude Drouin	7	0	0	0	4
Pat Daley	7	0	0	0	9
*Michel Dion	14	0	0	0	2
Lindsay Middlebrook	14	0	0	0	0

GOALTENDER	GP	MIN	GAA	W-L-T	SO	GA	SA	SV%
Markus Mattsson	31	1707	4.50	3-21-4	1	128	965	.867
Pierre Hamel	29	1623	4.73	3-20-4	0	128	925	.862
*Michel Dion	14	757	4.83	3-6-3	0	61	447	.864
Lindsay Middlebrook	14	653	5.97	0-9-3	0	65	405	.840
Ron Loustel	1	60	10.00	0-1-0	0	10	51	.804

* - Acquired during season # - Relocated during season

#	DATE	H/R	OPPONENT	SCORE	RES	RECORD	PTS	#	DATE	H/R	OPPONENT	SCORE	RES	RECORD	PTS
1	OCT. 10	@	Washington	4-1	L	0-1-0	0	41	JAN. 9		VANCOUVER	4-4	T	4-29-8	16
2	OCT. 11	@	Pittsburgh	5-4	L	0-2-0	0	42	JAN. 10		HARTFORD	5-3	L	4-30-8	16
3	OCT. 17		CHICAGO	6-2	W	1-2-0	2	43	JAN. 13	@	Quebec	3-3	T	4-30-9	17
4	OCT. 19		QUEBEC	4-4	T	1-2-1	3	44	JAN. 15	@	Montreal	7-3	L	4-31-9	17
5	OCT. 22	@	Buffalo	7-4	L	1-3-1	3	45	JAN. 17	@	Calgary	4-2	L	4-32-9	17
6	OCT. 25	@	Minnesota	4-1	L	1-4-1	3	46	JAN. 18		TORONTO	5-4	L	4-33-9	17
7	OCT. 26		BOSTON	7-7	T	1-4-2	4	47	JAN. 21		NY RANGERS	5-1	W	5-33-9	19
8	OCT. 29	@	Chicago	8-4	L	1-5-2	4	48	JAN. 23	@	Colorado	2-2	T	5-33-10	20
9	OCT. 31		PITTSBURGH	6-5	L	1-6-2	4	49	JAN. 27	@	Washington	4-3	L	5-34-10	20
10	NOV. 2		WASHINGTON	4-4	T	1-6-3	5	50	JAN. 29	@	Boston	7-6	L	5-35-10	20
11	NOV. 5		CALGARY	5-5	T	1-6-4	6	51	JAN. 31	@	Toronto	2-0	W	6-35-10	22
12	NOV. 7		EDMONTON	4-2	L	1-7-4	6	52	FEB. 1	@	Buffalo	4-0	L	6-36-10	22
13	NOV. 9		TORONTO	7-4	L	1-8-4	6	53	FEB. 4		PITTSBURGH	3-2	L	6-37-10	22
14	NOV. 12	@	Quebec	5-1	L	1-9-4	6	54	FEB. 6	@	Edmonton	10-4	L	6-38-10	22
15	NOV. 13	@	Boston	5-5	T	1-9-5	7	55	FEB. 8	@	Chicago	9-1	L	6-39-10	22
16	NOV. 16		MONTREAL	5-1	L	1-10-5	7	56	FEB. 12	@	NY Rangers	8-6	L	6-40-10	22
17	NOV. 18	@	Vancouver	6-1	L	1-11-5	7	57	FEB. 15		QUEBEC	4-3	W	7-40-10	24
18	NOV. 19	@	Los Angeles	7-2	L	1-12-5	7	58	FEB. 17	@	Detroit	6-4	L	7-41-10	24
19	NOV. 21		BUFFALO	4-2	L	1-13-5	7	59	FEB. 18	@	Hartford	3-3	T	7-41-11	25
20	NOV. 23	@	Philadelphia	3-1	L	1-14-5	7	60	FEB. 20		MINNESOTA	5-3	L	7-42-11	25
21	NOV. 24	@	NY Islanders	4-4	T	1-14-6	8	61	FEB. 21		EDMONTON	5-1	L	7-43-11	25
22	NOV. 26	@	Hartford	8-4	L	1-15-6	8	62	FEB. 25	@	Pittsburgh	4-3	L	7-44-11	25
23	NOV. 28		ST. LOUIS	1-1	T	1-15-7	9	63	FEB. 27		PHILADELPHIA	6-3	L	7-45-11	25
24	NOV. 30		CALGARY	4-1	L	1-16-7	9	64	MAR. 1		DETROIT	4-4	T	7-45-12	26
25	DEC. 3		NY RANGERS	4-3	L	1-17-7	9	65	MAR. 4	@	Montreal	9-3	L	7-46-12	26
26	DEC. 4	@	Calgary	3-1	L	1-18-7	9	66	MAR. 5	@	Philadelphia	10-1	L	7-47-12	26
27	DEC. 6	@	St. Louis	5-2	L	1-19-7	9	67	MAR. 7		MONTREAL	4-2	W	8-47-12	28
28	DEC. 10		HARTFORD	8-5	L	1-20-7	9	68	MAR. 8		LOS ANGELES	4-1	L	8-48-12	28
29	DEC. 13	@	Minnesota	4-3	L	1-21-7	9	69	MAR. 11		NY ISLANDERS	6-3	L	8-49-12	28
30	DEC. 14		NY ISLANDERS	5-4	L	1-22-7	9	70	MAR. 13		BUFFALO	5-2	L	8-50-12	28
31	DEC. 16	@	NY Islanders	6-2	L	1-23-7	9	71	MAR. 15		CHICAGO	8-2	L	8-51-12	28
32	DEC. 17	@	NY Rangers	8-2	L	1-24-7	9	72	MAR. 18		COLORADO	4-3	W	9-51-12	30
33	DEC. 20	@	St. Louis	5-2	L	1-25-7	9	73	MAR. 21	@	Detroit	5-4	L	9-52-12	30
34	DEC. 23		COLORADO	5-4	W	2-25-7	11	74	MAR. 22		LOS ANGELES	7-5	L	9-53-12	30
35	DEC. 26		MINNESOTA	5-3	L	2-26-7	11	75	MAR. 27		VANCOUVER	10-2	L	9-54-12	30
36	DEC. 28		DETROIT	4-3	L	2-27-7	11	76	MAR. 29	@	Colorado	2-1	L	9-55-12	30
37	DEC. 31		WASHINGTON	5-3	L	2-28-7	11	77	MAR. 31	@	Los Angeles	7-3	L	9-56-12	30
38	JAN. 2		PHILADELPHIA	4-3	W	3-28-7	13	78	APR. 1	@	Vancouver	4-4	T	9-56-13	31
39	JAN. 5		BOSTON	4-1	L	3-29-7	13	79	APR. 4	@	Edmonton	7-2	L	9-57-13	31
40	JAN. 7	@	Toronto	8-2	W	4-29-7	15	80	APR. 5		ST. LOUIS	5-5	T	9-57-14	32



33-33-14 (80 points), 2nd Norris Division

1981-82 WINNIPEG JETS

PLAYER	GP	G	A	PTS	PIM
Dale Hawerchuk	80	45	58	103	47
Morris Lukowich	77	43	49	92	102
Dave Christian	80	25	51	76	28
David Babych	79	19	49	68	92
Paul MacLean	74	36	25	61	106
Willy Lindstrom	74	32	27	59	33
Lucien DeBlois	65	25	27	52	87
Thomas Steen	73	15	29	44	42
Bengt Lundholm	66	14	30	44	10
Normand Dupont	62	13	25	38	22
Doug Smail	72	17	18	35	55
Larry Hopkins	41	10	15	25	22
Tim Watters	69	2	22	24	97
Tim Trimper	74	8	8	16	100

PLAYER	GP	G	A	PTS	PIM
Ron Wilson	39	3	13	16	49
Don Spring	78	0	16	16	21
Craig Levie	40	4	9	13	48
Moe Mantha	25	0	12	12	28
Bryan Maxwell	45	1	9	10	110
Scott Arniel	17	1	8	9	14
Serge Savard	47	2	5	7	26
Jimmy Mann	37	3	2	5	79
Ed Staniowski	45	0	5	5	4
Barry Legge	38	1	2	3	57
Barry Long	5	0	2	2	4
Doug Soetaert	39	0	2	2	14
Dan Geoffrion	1	0	0	0	5
Murray Eaves	2	0	0	0	0

GOALTENDER	GP	MIN	GAA	W-L-T	SO	GA	SA	SV%
Ed Staniowski	45	2643	3.95	20-19-6	1	174	1412	.877
Doug Soetaert	39	2157	4.31	13-14-8	2	155	1184	.869

* - Acquired during season # - Relocated during season

#	DATE	H/R	OPPONENT	SCORE	RES	RECORD	PTS	#	DATE	H/R	OPPONENT	SCORE	RES	RECORD	PTS
1	OCT. 6		TORONTO	6-1	L	0-1-0	0	41	JAN. 6	@	Hartford	5-3	W	14-19-8	36
2	OCT. 9		NY RANGERS	8-3	W	1-1-0	2	42	JAN. 7	@	Boston	8-6	L	14-20-8	36
3	OCT. 14	@	Edmonton	4-2	W	2-1-0	4	43	JAN. 9	@	Detroit	4-2	W	15-20-8	38
4	OCT. 15	@	Calgary	5-4	W	3-1-0	6	44	JAN. 10		MONTREAL	4-4	T	15-20-9	39
5	OCT. 18		COLORADO	4-3	L	3-2-0	6	45	JAN. 13		PITTSBURGH	6-1	W	16-20-9	41
6	OCT. 21	@	Buffalo	2-2	T	3-2-1	7	46	JAN. 15		NY RANGERS	4-4	T	16-20-10	42
7	OCT. 23		CHICAGO	5-5	T	3-2-2	8	47	JAN. 17		QUEBEC	7-5	L	16-21-10	42
8	OCT. 25		LOS ANGELES	9-4	W	4-2-2	10	48	JAN. 20		WASHINGTON	3-0	W	17-21-10	44
9	OCT. 28	@	Chicago	7-6	L	4-3-2	10	49	JAN. 22		CHICAGO	6-5	W	18-21-10	46
10	OCT. 31	@	Toronto	6-5	W	5-3-2	12	50	JAN. 26	@	Detroit	3-3	T	18-21-11	47
11	NOV. 3	@	Colorado	5-3	W	6-3-2	14	51	JAN. 27	@	Toronto	4-3	W	19-21-11	49
12	NOV. 6		CHICAGO	4-3	W	7-3-2	16	52	JAN. 30	@	Pittsburgh	2-1	L	19-22-11	49
13	NOV. 8	@	Vancouver	5-1	L	7-4-2	16	53	FEB. 2	@	St. Louis	10-6	L	19-23-11	49
14	NOV. 10		NY ISLANDERS	5-3	L	7-5-2	16	54	FEB. 5		CALGARY	6-4	W	20-23-11	51
15	NOV. 11	@	Minnesota	15-2	L	7-6-2	16	55	FEB. 10	@	Buffalo	4-3	L	20-24-11	51
16	NOV. 14	@	Los Angeles	3-2	W	8-6-2	18	56	FEB. 13	@	Montreal	7-3	L	20-25-11	51
17	NOV. 17	@	Calgary	6-4	L	8-7-2	18	57	FEB. 16	@	Quebec	7-3	L	20-26-11	51
18	NOV. 18		MINNESOTA	6-4	L	8-8-2	18	58	FEB. 19		QUEBEC	4-4	T	20-26-12	52
19	NOV. 21	@	St. Louis	1-1	T	8-8-3	19	59	FEB. 21		WASHINGTON	6-3	L	20-27-12	52
20	NOV. 22		ST. LOUIS	5-4	W	9-8-3	21	60	FEB. 24		PHILADELPHIA	6-2	W	21-27-12	54
21	NOV. 25		COLORADO	7-2	W	10-8-3	23	61	FEB. 26		BUFFALO	4-4	T	21-27-13	55
22	NOV. 27		MINNESOTA	5-5	T	10-8-4	24	62	FEB. 28		ST. LOUIS	5-2	W	22-27-13	57
23	NOV. 29		EDMONTON	10-2	L	10-9-4	24	63	MAR. 2	@	Philadelphia	7-6	W	23-27-13	59
24	DEC. 1	@	Philadelphia	2-1	L	10-10-4	24	64	MAR. 3	@	Chicago	4-2	W	24-27-13	61
25	DEC. 2	@	Pittsburgh	4-2	L	10-11-4	24	65	MAR. 5		DETROIT	2-0	W	25-27-13	63
26	DEC. 4	@	Washington	7-3	L	10-12-4	24	66	MAR. 7		VANCOUVER	5-2	W	26-27-13	65
27	DEC. 6		NY ISLANDERS	5-2	W	11-12-4	26	67	MAR. 10	@	Hartford	6-2	L	26-28-13	65
28	DEC. 9	@	Toronto	3-3	T	11-12-5	27	68	MAR. 11	@	Boston	7-4	L	26-29-13	65
29	DEC. 11		MONTREAL	5-5	T	11-12-6	28	69	MAR. 13	@	Toronto	10-2	W	27-29-13	67
30	DEC. 13		DETROIT	2-1	L	11-13-6	28	70	MAR. 16	@	St. Louis	7-3	W	28-29-13	69
31	DEC. 16	@	Chicago	3-3	T	11-13-7	29	71	MAR. 17	@	Minnesota	3-2	W	29-29-13	71
32	DEC. 17	@	Minnesota	4-2	W	12-13-7	31	72	MAR. 20		TORONTO	7-0	W	30-29-13	73
33	DEC. 19		TORONTO	8-4	L	12-14-7	31	73	MAR. 21		DETROIT	8-2	W	31-29-13	75
34	DEC. 20		ST. LOUIS	5-4	W	13-14-7	33	74	MAR. 24		LOS ANGELES	5-3	W	32-29-13	77
35	DEC. 22	@	NY Islanders	5-2	L	13-15-7	33	75	MAR. 26		ST. LOUIS	4-4	T	32-29-14	78
36	DEC. 23	@	NY Rangers	5-2	L	13-16-7	33	76	MAR. 28	@	Vancouver	5-0	L	32-30-14	78
37	DEC. 26		CHICAGO	3-2	L	13-17-7	33	77	MAR. 30	@	Minnesota	7-5	W	33-30-14	80
38	DEC. 27		DETROIT	2-2	T	13-17-8	34	78	MAR. 31	@	Detroit	4-2	L	33-31-14	80
39	DEC. 30		HARTFORD	6-1	L	13-18-8	34	79	APR. 2		MINNESOTA	5-2	L	33-32-14	80
40	JAN. 3		BOSTON	8-5	L	13-19-8	34	80	APR. 4	@	Edmonton	2-1	L	33-33-14	80



1982-83 WINNIPEG JETS

33-39-8 (74 points), 4th Smythe Division

PLAYER	GP	G	A	PTS	PIM
Dale Hawerchuk	79	40	51	91	31
Paul MacLean	80	32	44	76	121
Dave Babych	79	13	61	74	56
Thomas Steen	75	26	33	59	60
Lucien DeBlois	79	27	27	54	69
Brian Mullen	80	24	26	50	14
#Willy Lindstrom	63	20	25	45	8
Dave Christian	55	18	26	44	23
Doug Smail	80	15	29	44	32
Morris Lukowich	69	22	21	43	67
Bengt Lundholm	58	14	28	42	16
Normand Dupont	39	7	16	23	6
Tim Watters	77	5	18	23	98
Bryan Maxwell	54	7	13	20	131
Serge Savard	76	4	16	20	29

PLAYER	GP	G	A	PTS	PIM
Scott Arniel	75	13	5	18	46
Don Spring	80	0	16	16	37
Ron Wilson	12	6	3	9	4
Craig Levie	22	4	5	9	31
Moe Mantha	21	2	7	9	6
Murray Eaves	26	2	7	9	2
*Laurie Boschman	12	3	5	8	36
Larry Hopkins	12	3	1	4	4
Wade Campbell	42	1	2	3	50
Ed Staniowski	17	0	1	1	0
Brian Hayward	24	0	1	1	0
Jimmy Mann	40	0	1	1	73
Doug Soetaert	44	0	1	1	10
Jim Kyte	2	0	0	0	0
Tim Trimper	5	0	0	0	0

GOALTENDER	GP	MIN	GAA	W-L-T	SO	GA	SA	SV%
Brian Hayward	24	1440	3.71	10-12-2	1	89	786	.887
Doug Soetaert	44	2533	4.12	19-19-6	0	174	1328	.869
Ed Staniowski	17	827	4.72	4-8-0	1	65	417	.844

* - Acquired during season # - Relocated during season

#	DATE	H/R	OPPONENT	SCORE	RES	RECORD	PTS	#	DATE	H/R	OPPONENT	SCORE	RES	RECORD	PTS
1	OCT. 6		MINNESOTA	5-4	L	0-1-0	0	41	JAN. 9		PITTSBURGH	4-3	W	18-19-4	40
2	OCT. 9	@	Detroit	8-0	W	1-1-0	2	42	JAN. 11	@	NY Islanders	4-1	L	18-20-4	40
3	OCT. 10	@	Chicago	5-3	W	2-1-0	4	43	JAN. 12	@	NY Rangers	5-5	T	18-20-5	41
4	OCT. 12		LOS ANGELES	5-4	W	3-1-0	6	44	JAN. 14		ST. LOUIS	4-2	L	18-21-5	41
5	OCT. 14	@	St. Louis	5-2	W	4-1-0	8	45	JAN. 16	@	Vancouver	6-4	L	18-22-5	41
6	OCT. 17		CALGARY	5-5	T	4-1-1	9	46	JAN. 19		TORONTO	6-3	W	19-22-5	43
7	OCT. 22		NEW JERSEY	3-1	W	5-1-1	11	47	JAN. 21		NY RANGERS	4-1	W	20-22-5	45
8	OCT. 24		EDMONTON	9-5	W	6-1-1	13	48	JAN. 23	@	Buffalo	5-2	L	20-23-5	45
9	OCT. 27		LOS ANGELES	7-3	W	7-1-1	15	49	JAN. 25	@	Quebec	6-3	L	20-24-5	45
10	OCT. 31		PHILADELPHIA	3-2	L	7-2-1	15	50	JAN. 27	@	Philadelphia	5-2	L	20-25-5	45
11	NOV. 3	@	Edmonton	7-2	L	7-3-1	15	51	JAN. 29	@	Hartford	2-2	T	20-25-6	46
12	NOV. 4	@	Calgary	7-5	L	7-4-1	15	52	JAN. 31	@	Boston	2-2	T	20-25-7	47
13	NOV. 7		CALGARY	7-5	L	7-5-1	15	53	FEB. 2		PHILADELPHIA	6-3	L	20-26-7	47
14	NOV. 13		VANCOUVER	3-2	W	8-5-1	17	54	FEB. 4		PITTSBURGH	6-4	W	21-26-7	49
15	NOV. 14		VANCOUVER	6-5	W	9-5-1	19	55	FEB. 6		MONTREAL	2-0	L	21-27-7	49
16	NOV. 17		BUFFALO	7-2	L	9-6-1	19	56	FEB. 10	@	Montreal	5-3	L	21-28-7	49
17	NOV. 19		WASHINGTON	3-3	T	9-6-2	20	57	FEB. 12	@	Detroit	4-2	W	22-28-7	51
18	NOV. 24		CHICAGO	7-5	L	9-7-2	20	58	FEB. 13	@	Washington	6-1	L	22-29-7	51
19	NOV. 26		EDMONTON	6-5	L	9-8-2	20	59	FEB. 15		VANCOUVER	7-4	W	23-29-7	53
20	NOV. 27	@	Toronto	6-3	W	10-8-2	22	60	FEB. 18		BOSTON	6-5	W	24-29-7	55
21	NOV. 29	@	Montreal	9-4	L	10-9-2	22	61	FEB. 20	@	NY Rangers	9-4	L	24-30-7	55
22	NOV. 30	@	Quebec	8-6	L	10-10-2	22	62	FEB. 22	@	NY Islanders	2-2	T	24-30-8	56
23	DEC. 3		NY ISLANDERS	4-2	W	11-10-2	24	63	FEB. 23	@	Pittsburgh	6-4	L	24-31-8	56
24	DEC. 4	@	Minnesota	4-1	L	11-11-2	24	64	FEB. 25		HARTFORD	5-3	W	25-31-8	58
25	DEC. 6	@	New Jersey	5-3	W	12-11-2	26	65	FEB. 27	@	Edmonton	3-0	L	25-32-8	58
26	DEC. 7	@	Washington	3-3	T	12-11-3	27	66	MAR. 2		VANCOUVER	3-0	L	25-33-8	58
27	DEC. 10		CALGARY	6-4	L	12-12-3	27	67	MAR. 5	@	Vancouver	5-4	L	25-34-8	58
28	DEC. 11		LOS ANGELES	4-3	W	13-12-3	29	68	MAR. 6	@	Vancouver	6-2	L	25-35-8	58
29	DEC. 14	@	St. Louis	4-3	W	14-12-3	31	69	MAR. 9		BUFFALO	6-0	W	26-35-8	60
30	DEC. 15	@	Chicago	10-3	L	14-13-3	31	70	MAR. 10	@	Calgary	6-3	L	26-36-8	60
31	DEC. 17		HARTFORD	2-0	L	14-14-3	31	71	MAR. 13	@	Los Angeles	6-5	W	27-36-8	62
32	DEC. 19		NEW JERSEY	3-2	L	14-15-3	31	72	MAR. 15	@	Los Angeles	4-3	L	27-37-8	62
33	DEC. 21	@	Los Angeles	4-2	W	15-15-3	33	73	MAR. 18		TORONTO	7-3	W	28-37-8	64
34	DEC. 26		MINNESOTA	3-2	L	15-16-3	33	74	MAR. 20		QUEBEC	3-2	W	29-37-8	66
35	DEC. 28	@	Vancouver	4-4	T	15-16-4	34	75	MAR. 23		EDMONTON	7-4	W	30-37-8	68
36	DEC. 29	@	Los Angeles	4-3	W	16-16-4	36	76	MAR. 26	@	Calgary	5-2	W	31-37-8	70
37	JAN. 1	@	Edmonton	5-3	L	16-17-4	36	77	MAR. 27		CALGARY	4-3	L	31-38-8	70
38	JAN. 2		BOSTON	6-4	W	17-17-4	38	78	MAR. 30		LOS ANGELES	10-5	W	32-38-8	72
39	JAN. 5		EDMONTON	8-3	L	17-18-4	38	79	APR. 1	@	Edmonton	7-2	L	32-39-8	72
40	JAN. 6	@	Calgary	5-1	L	17-19-4	38	80	APR. 3		DETROIT	8-3	W	33-39-8	74



31-38-11 (73 points), 4th Smythe Division

1983-84 WINNIPEG JETS

PLAYER	GP	G	A	PTS	PIM
Dale Hawerchuk	80	37	65	102	73
Lucien DeBlois	80	34	45	79	50
Laurie Boschman	61	28	46	74	234
Paul MacLean	76	40	31	71	155
Thomas Steen	78	20	45	65	69
Brian Mullen	75	21	41	62	28
Dave Babych	66	18	39	57	62
Scott Arniel	80	21	35	56	68
Morris Lukowich	80	30	25	55	71
Moe Mantha	72	16	38	54	67
Doug Smail	66	20	17	37	62
Tim Young	44	15	19	34	25
Andrew McBain	78	11	19	30	37
Tim Watters	74	3	20	23	169
*Robert Picard	62	6	16	22	34
Wade Campbell	79	7	14	21	147
Bengt Lundholm	57	5	14	19	20
Ron Wilson	51	3	12	15	12

PLAYER	GP	G	A	PTS	PIM
*Jordy Douglas	17	4	2	6	8
Don Spring	21	0	4	4	4
Jim Kyte	58	1	2	3	55
#Bryan Maxwell	3	0	3	3	27
*Randy Carlyle	5	0	3	3	2
Doug Soetaert	47	0	3	3	14
Jyrki Seppa	13	0	2	2	6
#Ed Staniowski	1	0	1	1	0
Mike Lauen	3	0	1	1	0
#Jimmy Mann	16	0	1	1	54
Brian Hayward	28	0	1	1	2
Bobby Dollas	1	0	0	0	0
Murray Eaves	2	0	0	0	0
Tim Trimper	5	0	0	0	0
Marc Behrend	6	0	0	0	0
*Mike Veisor	8	0	0	0	0
John Gibson	11	0	0	0	14

GOALTENDER	GP	MIN	GAA	W-L-T	SO	GA	SA	SV%
*Mike Veisor	8	420	3.71	4-1-2	0	26	172	.849
Doug Soetaert	47	2539	4.30	18-15-7	0	182	1385	.869
Brian Hayward	28	1530	4.86	7-18-2	0	124	860	.856
Marc Behrend	6	351	5.47	2-4-0	0	32	184	.826
#Ed Staniowski	1	40	12.00	0-0-0	0	8	20	.600

* - Acquired during season # - Relocated during season

#	DATE	H/R	OPPONENT	SCORE	RES	RECORD	PTS	#	DATE	H/R	OPPONENT	SCORE	RES	RECORD	PTS
1	OCT. 5		DETROIT	6-6	T	0-0-1	0	41	JAN. 8		HARTFORD	4-3	W	15-21-5	35
2	OCT. 7		EDMONTON	8-6	L	0-1-1	1	42	JAN. 11	@	Calgary	9-5	L	15-22-5	35
3	OCT. 9		CALGARY	1-1	T	0-1-2	2	43	JAN. 13		LOS ANGELES	7-7	T	15-22-6	36
4	OCT. 12	@	Pittsburgh	4-3	W	1-1-2	4	44	JAN. 15		LOS ANGELES	4-4	T	15-22-7	37
5	OCT. 13	@	Philadelphia	4-3	L	1-2-2	4	45	JAN. 17	@	Washington	8-3	L	15-23-7	37
6	OCT. 15	@	Minnesota	2-1	L	1-3-2	4	46	JAN. 18	@	Pittsburgh	5-4	W	16-23-7	39
7	OCT. 19		MONTREAL	12-2	L	1-4-2	4	47	JAN. 20		VANCOUVER	6-6	T	16-23-8	40
8	OCT. 23	@	Buffalo	5-2	L	1-5-2	4	48	JAN. 22		VANCOUVER	6-4	W	17-23-8	42
9	OCT. 25	@	NY Islanders	4-2	W	2-5-2	6	49	JAN. 24	@	Quebec	5-3	W	18-23-8	44
10	OCT. 26	@	NY Rangers	7-5	W	3-5-2	8	50	JAN. 26	@	Hartford	6-2	W	19-23-8	46
11	OCT. 28	@	Calgary	7-1	L	3-6-2	8	51	JAN. 28	@	Boston	5-2	L	19-24-8	46
12	OCT. 30		WASHINGTON	7-3	L	3-7-2	8	52	FEB. 3		CHICAGO	7-3	W	20-24-8	48
13	NOV. 2		PITTSBURGH	6-3	L	3-8-2	8	53	FEB. 5		MONTREAL	2-2	T	20-24-9	49
14	NOV. 4		TORONTO	8-2	W	4-8-2	10	54	FEB. 8		NY RANGERS	3-1	L	20-25-9	49
15	NOV. 6		EDMONTON	8-5	L	4-9-2	10	55	FEB. 12		DETROIT	2-2	T	20-25-10	50
16	NOV. 9	@	Vancouver	7-2	W	5-9-2	12	56	FEB. 15	@	Edmonton	7-4	L	20-26-10	50
17	NOV. 11	@	Vancouver	4-2	L	5-10-2	12	57	FEB. 17		QUEBEC	6-3	L	20-27-10	50
18	NOV. 13		PHILADELPHIA	3-2	W	6-10-2	14	58	FEB. 19		WASHINGTON	4-3	W	21-27-10	52
19	NOV. 16		BUFFALO	6-5	L	6-11-2	14	59	FEB. 22	@	New Jersey	8-5	W	22-27-10	54
20	NOV. 19	@	Minnesota	8-7	L	6-12-2	14	60	FEB. 23	@	Montreal	5-3	W	23-27-10	56
21	NOV. 21	@	Edmonton	7-6	L	6-13-2	14	61	FEB. 25		BOSTON	5-2	W	24-27-10	58
22	NOV. 23		VANCOUVER	4-1	L	6-14-2	14	62	FEB. 27		EDMONTON	6-5	L	24-28-10	58
23	NOV. 24	@	Calgary	4-4	T	6-14-3	15	63	FEB. 29		NY ISLANDERS	4-3	L	24-29-10	58
24	NOV. 29	@	Los Angeles	6-5	W	7-14-3	17	64	MAR. 3	@	Detroit	6-1	L	24-30-10	58
25	DEC. 1	@	Los Angeles	6-5	W	8-14-3	19	65	MAR. 6	@	Los Angeles	7-3	W	25-30-10	60
26	DEC. 4		LOS ANGELES	7-5	W	9-14-3	21	66	MAR. 7	@	Vancouver	4-3	L	25-31-10	60
27	DEC. 7	@	New Jersey	6-3	L	9-15-3	21	67	MAR. 9		NY RANGERS	6-5	L	25-32-10	60
28	DEC. 10	@	Hartford	5-5	T	9-15-4	22	68	MAR. 11		QUEBEC	6-5	W	26-32-10	62
29	DEC. 11	@	Boston	4-2	L	9-16-4	22	69	MAR. 12	@	Toronto	8-7	W	27-32-10	64
30	DEC. 14	@	Toronto	8-4	W	10-16-4	24	70	MAR. 14		CHICAGO	6-4	W	28-32-10	66
31	DEC. 16		NEW JERSEY	4-1	W	11-16-4	26	71	MAR. 16		LOS ANGELES	5-4	W	29-32-10	68
32	DEC. 18		EDMONTON	7-5	L	11-17-4	26	72	MAR. 18		CALGARY	4-3	L	29-33-10	68
33	DEC. 19	@	Calgary	7-6	L	11-18-4	26	73	MAR. 20	@	St. Louis	9-3	L	29-34-10	68
34	DEC. 21	@	Edmonton	7-4	L	11-19-4	26	74	MAR. 21	@	Chicago	6-2	L	29-35-10	68
35	DEC. 23		ST. LOUIS	6-3	W	12-19-4	28	75	MAR. 23		VANCOUVER	4-3	L	29-36-10	68
36	DEC. 26		MINNESOTA	5-1	W	13-19-4	30	76	MAR. 25	@	Edmonton	3-2	L	29-37-10	68
37	DEC. 30		NY ISLANDERS	4-3	W	14-19-4	32	77	MAR. 27	@	Los Angeles	3-3	T	29-37-11	69
38	JAN. 1		CALGARY	3-3	T	14-19-5	33	78	MAR. 28	@	Vancouver	5-1	L	29-38-11	69
39	JAN. 4	@	Buffalo	9-4	L	14-20-5	33	79	MAR. 30		ST. LOUIS	2-1	W	30-38-11	71
40	JAN. 5	@	Philadelphia	7-6	L	14-21-5	33	80	APR. 1		CALGARY	3-2	W	31-38-11	73



1984-85 WINNIPEG JETS

43-27-10 (96 points), 2nd Smythe Division

PLAYER	GP	G	A	PTS	PIM
Dale Hawerchuk	80	53	77	130	74
Paul MacLean	79	41	60	101	119
Thomas Steen	79	30	54	84	80
Laurie Boschman	80	32	44	76	180
Brian Mullen	69	32	39	71	32
Doug Smail	80	31	35	66	45
Dave Babych	78	13	49	62	78
Randy Carlyle	71	13	38	51	98
Scott Arniel	79	22	22	44	81
Perry Turnbull	66	22	21	43	130
Dave Ellett	80	11	27	38	85
Robert Picard	78	12	22	34	107
Bengt Lundholm	78	12	18	30	20
Andrew McBain	77	7	15	22	45
Tim Watters	63	2	20	22	74

PLAYER	GP	G	A	PTS	PIM
Ron Wilson	75	10	9	19	31
*Jim Nill	20	8	8	16	38
#Morris Lukowich	47	5	9	14	31
Wade Campbell	40	1	6	7	21
Brian Hayward	61	0	4	4	10
Murray Eaves	3	0	3	3	0
Jim Kyte	71	0	3	3	111
Jordy Douglas	7	0	2	2	0
Paul Pooley	12	0	2	2	0
Tom Martin	8	1	0	1	42
Mark Holden	4	0	1	1	0
Peter Taglianetti	1	0	0	0	0
Dan McFall	2	0	0	0	0
Bobby Dollas	9	0	0	0	0
Marc Behrend	23	0	0	0	0

GOALTENDER	GP	MIN	GAA	W-L-T	SO	GA	SA	SV%
Brian Hayward	61	3481	3.86	33-17-8	0	224	1814	.877
Mark Holden	4	213	4.23	2-0-0	0	15	104	.856
Marc Behrend	23	1173	4.45	8-10-2	1	87	624	.861

* - Acquired during season # - Relocated during season

#	DATE	H/R	OPPONENT	SCORE	RES	RECORD	PTS	#	DATE	H/R	OPPONENT	SCORE	RES	RECORD	PTS
1	OCT. 14		TORONTO	5-2	W	1-0-0	2	41	JAN. 9		NY RANGERS	6-5	W	20-17-4	44
2	OCT. 17	@	Calgary	7-4	L	1-1-0	2	42	JAN. 12	@	Los Angeles	6-4	L	20-18-4	44
3	OCT. 19		EDMONTON	7-4	L	1-2-0	2	43	JAN. 13	@	Los Angeles	6-5	W	21-18-4	46
4	OCT. 21		BOSTON	3-2	W	2-2-0	4	44	JAN. 16	@	Chicago	6-3	L	21-19-4	46
5	OCT. 24		HARTFORD	8-4	W	3-2-0	6	45	JAN. 18		ST. LOUIS	6-2	L	21-20-4	46
6	OCT. 27		LOS ANGELES	2-2	T	3-2-1	7	46	JAN. 19	@	Detroit	8-5	W	22-20-4	48
7	OCT. 29		LOS ANGELES	5-3	L	3-3-1	7	47	JAN. 21		PITTSBURGH	7-6	W	23-20-4	50
8	NOV. 1	@	PHILADELPHIA	7-4	W	4-3-1	9	48	JAN. 23	@	Vancouver	6-4	W	24-20-4	52
9	NOV. 2	@	Detroit	3-3	T	4-3-2	10	49	JAN. 25	@	Vancouver	7-4	L	24-21-4	52
10	NOV. 4		EDMONTON	2-1	L	4-4-2	10	50	JAN. 27		PHILADELPHIA	6-2	W	25-21-4	54
11	NOV. 6	@	Quebec	5-3	L	4-5-2	10	51	JAN. 29	@	St. Louis	6-6	T	25-21-5	55
12	NOV. 7	@	Hartford	3-0	W	5-5-2	12	52	JAN. 30	@	Chicago	6-3	W	26-21-5	57
13	NOV. 9		VANCOUVER	7-5	W	6-5-2	14	53	FEB. 2	@	Boston	4-3	W	27-21-5	59
14	NOV. 11		BUFFALO	3-2	W	7-5-2	16	54	FEB. 3	@	Washington	6-2	L	27-22-5	59
15	NOV. 14		PITTSBURGH	4-3	L	7-6-2	16	55	FEB. 6		EDMONTON	6-2	W	28-22-5	61
16	NOV. 16		CALGARY	6-2	L	7-7-2	16	56	FEB. 8		VANCOUVER	5-5	T	28-22-6	62
17	NOV. 17	@	Toronto	5-3	W	8-7-2	18	57	FEB. 10		VANCOUVER	5-3	L	28-23-6	62
18	NOV. 21	@	Edmonton	7-5	L	8-8-2	18	58	FEB. 13		WASHINGTON	5-3	W	29-23-6	64
19	NOV. 23	@	Vancouver	5-1	W	9-8-2	20	59	FEB. 16	@	Calgary	8-4	L	29-24-6	64
20	NOV. 24	@	Los Angeles	9-5	W	10-8-2	22	60	FEB. 17		NEW JERSEY	2-2	T	29-24-7	65
21	NOV. 27	@	Los Angeles	5-3	W	11-8-2	24	61	FEB. 19		HARTFORD	6-2	L	29-25-7	65
22	NOV. 30		NY ISLANDERS	5-2	L	11-9-2	24	62	FEB. 21	@	NY Islanders	3-2	W	30-25-7	67
23	DEC. 2		CALGARY	8-6	W	12-9-2	26	63	FEB. 23	@	Montreal	6-4	L	30-26-7	67
24	DEC. 4	@	St. Louis	2-2	T	12-9-3	27	64	FEB. 25	@	NY Rangers	12-5	W	31-26-7	69
25	DEC. 7	@	Washington	7-5	W	13-9-3	29	65	FEB. 27	@	Pittsburgh	6-4	W	32-26-7	71
26	DEC. 9		MINNESOTA	4-2	W	14-9-3	31	66	MAR. 3	@	Edmonton	6-3	W	33-26-7	73
27	DEC. 11		PHILADELPHIA	5-4	W	15-9-3	33	67	MAR. 6		MONTREAL	4-2	L	33-27-7	73
28	DEC. 12	@	Calgary	9-2	L	15-10-3	33	68	MAR. 8		QUEBEC	6-3	W	34-27-7	75
29	DEC. 14		TORONTO	6-4	W	16-10-3	35	69	MAR. 10		NEW JERSEY	7-1	W	35-27-7	77
30	DEC. 16		DETROIT	5-2	W	17-10-3	37	70	MAR. 12	@	New Jersey	6-3	W	36-27-7	79
31	DEC. 18	@	NY Islanders	7-4	L	17-11-3	37	71	MAR. 14	@	Montreal	4-1	W	37-27-7	81
32	DEC. 19	@	NY Rangers	5-4	W	18-11-3	39	72	MAR. 15	@	Quebec	3-2	W	38-27-7	83
33	DEC. 22		LOS ANGELES	6-2	W	19-11-3	41	73	MAR. 17		BUFFALO	5-3	W	39-27-7	85
34	DEC. 23		LOS ANGELES	4-4	T	19-11-4	42	74	MAR. 20		MINNESOTA	5-2	W	40-27-7	87
35	DEC. 26	@	Minnesota	4-0	L	19-12-4	42	75	MAR. 23		VANCOUVER	6-4	W	41-27-7	89
36	DEC. 28	@	Buffalo	4-0	L	19-13-4	42	76	MAR. 27	@	Vancouver	5-3	W	42-27-7	91
37	DEC. 30		BOSTON	5-3	L	19-14-4	42	77	MAR. 29		CHICAGO	5-5	T	42-27-8	92
38	JAN. 1		CALGARY	5-3	L	19-15-4	42	78	MAR. 31		CALGARY	4-4	T	42-27-9	93
39	JAN. 4	@	Edmonton	7-4	L	19-16-4	42	79	APR. 6	@	Edmonton	6-5	W	43-27-9	95
40	JAN. 6		EDMONTON	7-2	L	19-17-4	42	80	APR. 7	@	Calgary	4-4	T	43-27-10	96



26-47-7 (59 points), 3rd Smythe Division

1985-86 WINNIPEG JETS

PLAYER	GP	G	A	PTS	PIM
Dale Hawerchuk	80	46	59	105	44
Laurie Boschman	77	27	42	69	241
Thomas Steen	78	17	47	64	76
Brian Mullen	79	28	34	62	38
Paul MacLean	69	27	29	56	74
Perry Turnbull	80	20	31	51	183
Randy Carlyle	68	16	33	49	93
*Ray Neufeld	60	20	28	48	62
Dave Ellett	80	15	31	46	96
Scott Arniel	80	18	25	43	40
Doug Smail	73	16	26	42	32
*Mario Marois	56	4	28	32	110
#Dave Babych	19	4	12	16	14
Tim Watters	56	6	8	14	97
Jim Nill	61	6	8	14	75
Ron Wilson	54	6	7	13	16
*Bill Derlago	27	5	5	10	6
Bengt Lundholm	16	3	5	8	6

PLAYER	GP	G	A	PTS	PIM
#Robert Picard	20	2	5	7	17
Andrew McBain	28	3	3	6	17
Dave Silk	32	2	4	6	63
Bobby Dollas	46	0	5	5	66
Jim Kyte	71	1	3	4	126
Anssi Melametsa	27	0	3	3	2
Brian Hayward	52	0	2	2	25
Ryan Stewart	3	1	0	1	0
Murray Eaves	4	1	0	1	0
Brad Berry	13	1	0	1	10
Paul Pooley	3	0	1	1	0
Dan McFall	7	0	1	1	0
#Wade Campbell	24	0	1	1	27
Dan Bouchard	32	0	1	1	38
Tom Martin	5	0	0	0	0
Marc Behrend	9	0	0	0	0
Peter Douris	11	0	0	0	0
Peter Taglianetti	18	0	0	0	48

GOALTENDER	GP	MIN	GAA	W-L-T	SO	GA	SA	SV%
Dan Bouchard	32	1696	3.79	11-14-2	2	107	790	.865
Brian Hayward	52	2721	4.79	13-28-5	0	217	1373	.842
Marc Behrend	9	422	5.83	2-5-0	0	41	220	.814

* - Acquired during season # - Relocated during season

#	DATE	H/R	OPPONENT	SCORE	RES	RECORD	PTS	#	DATE	H/R	OPPONENT	SCORE	RES	RECORD	PTS
1	OCT. 10	@	Edmonton	4-3	L	0-1-0	0	41	JAN. 3		MONTREAL	7-3	L	12-25-4	28
2	OCT. 11	@	Calgary	8-3	L	0-2-0	0	42	JAN. 5		VANCOUVER	4-0	W	13-25-4	30
3	OCT. 13		QUEBEC	5-2	L	0-3-0	0	43	JAN. 7		VANCOUVER	2-2	T	13-25-5	31
4	OCT. 16	@	Detroit	4-3	W	1-3-0	2	44	JAN. 11	@	Boston	8-4	L	13-26-5	31
5	OCT. 19	@	Toronto	4-3	W	2-3-0	4	45	JAN. 14	@	Quebec	5-4	W	14-26-5	33
6	OCT. 20		CALGARY	8-5	W	3-3-0	6	46	JAN. 15	@	Montreal	4-0	L	14-27-5	33
7	OCT. 23		EDMONTON	9-3	W	4-3-0	8	47	JAN. 17		CHICAGO	5-1	W	15-27-5	35
8	OCT. 25		WASHINGTON	7-7	T	4-3-1	9	48	JAN. 19		BOSTON	2-1	L	15-28-5	35
9	OCT. 27		DETROIT	5-3	W	5-3-1	11	49	JAN. 22	@	Buffalo	6-3	L	15-29-5	35
10	OCT. 30	@	Edmonton	7-3	L	5-4-1	11	50	JAN. 23	@	Boston	7-5	L	15-30-5	35
11	NOV. 2	@	Minnesota	3-1	W	6-4-1	13	51	JAN. 25	@	Hartford	7-2	L	15-31-5	35
12	NOV. 3		ST. LOUIS	4-3	L	6-5-1	13	52	JAN. 29		BUFFALO	5-3	W	16-31-5	37
13	NOV. 6	@	Buffalo	7-3	L	6-6-1	13	53	FEB. 1		LOS ANGELES	9-6	L	16-32-5	37
14	NOV. 8		NY RANGERS	7-3	L	6-7-1	13	54	FEB. 2		LOS ANGELES	6-3	W	17-32-5	39
15	NOV. 9		VANCOUVER	7-2	L	6-8-1	13	55	FEB. 7	@	Vancouver	5-2	L	17-33-5	39
16	NOV. 13	@	Calgary	3-3	T	6-8-2	14	56	FEB. 9	@	Vancouver	3-3	T	17-33-6	40
17	NOV. 15		NEW JERSEY	5-3	W	7-8-2	16	57	FEB. 12	@	Calgary	4-2	L	17-34-6	40
18	NOV. 17		CALGARY	5-4	L	7-9-2	16	58	FEB. 14		HARTFORD	5-4	W	18-34-6	42
19	NOV. 20		ST. LOUIS	3-1	W	8-9-2	18	59	FEB. 17	@	Philadelphia	8-4	L	18-35-6	42
20	NOV. 22	@	Pittsburgh	8-1	L	8-10-2	18	60	FEB. 19	@	Pittsburgh	5-2	L	18-36-6	42
21	NOV. 23	@	Hartford	8-1	L	8-11-2	18	61	FEB. 21		CHICAGO	5-2	L	18-37-6	42
22	NOV. 26	@	New Jersey	4-3	L	8-12-2	18	62	FEB. 23		QUEBEC	4-2	W	19-37-6	44
23	NOV. 27	@	Philadelphia	6-1	L	8-13-2	18	63	FEB. 26		EDMONTON	8-2	L	19-38-6	44
24	NOV. 29		NY ISLANDERS	4-1	L	8-14-2	18	64	FEB. 28		NY ISLANDERS	6-3	L	19-39-6	44
25	DEC. 1		PHILADELPHIA	2-1	W	9-14-2	20	65	MAR. 2	@	New Jersey	6-4	L	19-40-6	44
26	DEC. 3	@	NY Islanders	4-4	T	9-14-3	21	66	MAR. 3	@	Toronto	6-1	L	19-41-6	44
27	DEC. 4	@	NY Rangers	7-4	L	9-15-3	21	67	MAR. 5		NY RANGERS	4-1	W	20-41-6	46
28	DEC. 7		LOS ANGELES	3-2	L	9-16-3	21	68	MAR. 8	@	Minnesota	4-2	W	21-41-6	48
29	DEC. 8		LOS ANGELES	4-1	L	9-17-3	21	69	MAR. 9		PITTSBURGH	5-3	W	22-41-6	50
30	DEC. 11	@	Vancouver	6-3	W	10-17-3	23	70	MAR. 12		EDMONTON	8-5	L	22-42-6	50
31	DEC. 13		EDMONTON	6-3	L	10-18-3	23	71	MAR. 16		DETROIT	6-0	W	23-42-6	52
32	DEC. 15		TORONTO	3-3	T	10-18-4	24	72	MAR. 18	@	Edmonton	6-2	L	23-43-6	52
33	DEC. 17	@	St. Louis	8-6	L	10-19-4	24	73	MAR. 19		MONTREAL	6-4	W	24-43-6	54
34	DEC. 18	@	Chicago	5-4	L	10-20-4	24	74	MAR. 21	@	Washington	5-3	L	24-44-6	54
35	DEC. 20		WASHINGTON	7-4	W	11-20-4	26	75	MAR. 23		CALGARY	7-4	L	24-45-6	54
36	DEC. 22	@	Edmonton	7-5	W	12-20-4	28	76	MAR. 24		VANCOUVER	8-4	W	25-45-6	56
37	DEC. 23	@	Vancouver	5-3	L	12-21-4	28	77	MAR. 28	@	Calgary	6-3	L	25-46-6	56
38	DEC. 26		MINNESOTA	6-5	L	12-22-4	28	78	MAR. 31	@	Los Angeles	5-2	W	26-46-6	56
39	DEC. 28	@	Los Angeles	5-4	L	12-23-4	28	79	APR. 2	@	Los Angeles	4-4	T	26-46-7	59
40	DEC. 30	@	Los Angeles	4-2	L	12-24-4	28	80	APR. 6		CALGARY	6-4	L	26-47-7	59



1986-87 WINNIPEG JETS

40-32-8 (88 points), 3rd Smythe Division

PLAYER	GP	G	A	PTS	PIM
Dale Hawerchuk	80	47	53	100	52
Paul MacLean	72	32	42	74	75
Brian Mullen	69	19	32	51	20
Thomes Steen	75	17	33	50	59
Gilles Hamel	79	27	21	48	24
Dave Ellett	78	13	31	44	53
Mario Marois	79	4	40	44	106
Doug Smail	78	25	18	43	36
Randy Carlyle	71	16	26	42	93
Laurie Boschman	80	17	24	41	152
Ray Neufeld	80	18	18	36	105
Fredrik Olausson	72	7	29	36	26
Andrew McBain	71	11	21	32	106
Tim Watters	63	3	13	16	119
Ron Wilson	80	3	13	16	13
Jim Kyte	72	5	5	10	162
Brad Berry	52	2	8	10	60

PLAYER	GP	G	A	PTS	PIM
#Bill Derlago	30	3	6	9	12
Hannu Jarvenpaa	20	1	8	9	8
Jim Nill	36	3	4	7	52
Perry Turnbull	26	1	5	6	44
*Steve Rooney	30	2	3	5	57
Iain Duncan	6	1	2	3	0
Brad Jones	4	1	0	1	0
Tom Martin	11	1	0	1	49
Craig Edean	2	0	1	1	0
Joel Baillargeon	11	0	1	1	15
Randy Gilhen	2	0	0	0	0
Peter Taglianetti	3	0	0	0	12
Peter Douris	6	0	0	0	0
Steve Penney	7	0	0	0	7
Daniel Berthiaume	31	0	0	0	2
Eldon Reddick	48	0	0	0	8

GOALTENDER	GP	MIN	GAA	W-L-T	SO	GA	SA	SV%
Daniel Berthiaume	31	1758	3.17	18-7-3	2<	93	810	.885
Eldon Reddick	48	2762	3.24	21-21-4	1<	149	1256	.881
Steve Penney	7	327	4.59	1-4-1	0	25	134	.813

* - Acquired during season # - Relocated during season <- Daniel Berthiaume and Eldon Reddick shared one shutout

#	DATE	H/R	OPPONENT	SCORE	RES	RECORD	PTS	#	DATE	H/R	OPPONENT	SCORE	RES	RECORD	PTS
1	OCT. 9		BUFFALO	3-2	W	1-0-0	2	41	JAN. 9		HARTFORD	3-0	W	20-17-4	44
2	OCT. 12		EDMONTON	5-3	W	2-0-0	4	42	JAN. 10	@	Detroit	5-2	W	21-17-4	46
3	OCT. 14		BOSTON	2-1	L	2-1-0	4	43	JAN. 13	@	Washington	3-2	W	22-17-4	48
4	OCT. 16	@	Hartford	4-4	T	2-1-1	5	44	JAN. 14	@	Pittsburgh	4-3	W	23-17-4	50
5	OCT. 18	@	Montreal	5-3	L	2-2-1	5	45	JAN. 16	@	New Jersey	5-4	W	24-17-4	52
6	OCT. 19	@	Philadelphia	3-1	L	2-3-1	5	46	JAN. 18		MINNESOTA	5-3	W	25-17-4	54
7	OCT. 24		CALGARY	5-2	W	3-3-1	7	47	JAN. 19		VANCOUVER	5-4	W	26-17-4	56
8	OCT. 26		CHICAGO	8-4	L	3-4-1	7	48	JAN. 21		EDMONTON	5-3	L	26-18-4	56
9	OCT. 29		CALGARY	6-2	W	4-4-1	9	49	JAN. 23		TORONTO	7-5	W	27-18-4	58
10	NOV. 1	@	NY Islanders	7-4	L	4-5-1	9	50	JAN. 27	@	NY Islanders	2-2	T	27-18-5	59
11	NOV. 2	@	NY Rangers	5-4	W	5-5-1	11	51	JAN. 28	@	NY Rangers	2-1	W	28-18-5	61
12	NOV. 4	@	Quebec	6-3	W	6-5-1	13	52	JAN. 31	@	Boston	6-3	L	28-19-5	61
13	NOV. 7		ST. LOUIS	2-0	W	7-5-1	15	53	FEB. 1	@	Washington	6-4	L	28-20-5	61
14	NOV. 9		NEW JERSEY	8-1	W	8-5-1	17	54	FEB. 4		PHILADELPHIA	5-3	W	29-20-5	63
15	NOV. 11	@	Los Angeles	4-3	L	8-6-1	17	55	FEB. 6		LOS ANGELES	6-1	W	30-20-5	65
16	NOV. 13	@	Los Angeles	6-5	W	9-6-1	19	56	FEB. 8		LOS ANGELES	3-1	W	31-20-5	67
17	NOV. 14	@	Vancouver	3-2	W	10-6-1	21	57	FEB. 14	@	Montreal	5-2	L	31-21-5	67
18	NOV. 16		NY ISLANDERS	3-1	W	11-6-1	23	58	FEB. 17	@	Quebec	3-3	T	31-21-6	68
19	NOV. 18		PITTSBURGH	3-1	W	12-6-1	25	59	FEB. 18	@	Detroit	5-2	L	31-22-6	68
20	NOV. 21		LOS ANGELES	4-1	L	12-7-1	25	60	FEB. 20		BOSTON	6-2	W	32-22-6	70
21	NOV. 23		LOS ANGELES	3-2	W	13-7-1	27	61	FEB. 22		EDMONTON	5-2	W	33-22-6	72
22	NOV. 26	@	Edmonton	4-3	L	13-8-1	27	62	FEB. 24	@	Los Angeles	8-3	L	33-23-6	72
23	NOV. 27	@	Calgary	4-3	W	14-8-1	29	63	FEB. 26	@	Los Angeles	4-3	W	34-23-6	74
24	NOV. 29	@	Vancouver	6-3	W	15-8-1	31	64	FEB. 28	@	Calgary	5-3	L	34-24-6	74
25	DEC. 3		WASHINGTON	3-3	T	15-8-2	32	65	MAR. 1		CALGARY	6-3	W	35-24-6	76
26	DEC. 5		NY RANGERS	6-3	L	15-9-2	32	66	MAR. 4	@	Chicago	3-2	L	35-25-6	76
27	DEC. 7		VANCOUVER	3-1	L	15-10-2	32	67	MAR. 5	@	St. Louis	1-1	T	35-25-7	77
28	DEC. 10		EDMONTON	7-4	L	15-11-2	32	68	MAR. 8		PITTSBURGH	5-3	L	35-26-7	77
29	DEC. 12	@	Edmonton	6-1	L	15-12-2	32	69	MAR. 11		MONTREAL	2-1	W	36-26-7	79
30	DEC. 14		PHILADELPHIA	4-1	L	15-13-2	32	70	MAR. 13		HARTFORD	3-0	L	36-27-7	79
31	DEC. 17	@	Chicago	5-1	L	15-14-2	32	71	MAR. 15		DETROIT	1-1	T	36-27-8	80
32	DEC. 18	@	St. Louis	3-3	T	15-14-3	33	72	MAR. 18		NEW JERSEY	4-3	W	37-27-8	82
33	DEC. 21		QUEBEC	4-4	T	15-14-4	34	73	MAR. 20	@	Vancouver	6-5	L	37-28-8	82
34	DEC. 23	@	Edmonton	2-1	W	16-14-4	36	74	MAR. 22		VANCOUVER	3-2	W	38-28-8	84
35	DEC. 26	@	Minnesota	4-2	L	16-15-4	36	75	MAR. 25		CALGARY	10-1	W	39-28-8	86
36	DEC. 28		MINNESOTA	5-4	W	17-15-4	38	76	MAR. 26	@	Calgary	3-1	L	39-29-8	86
37	DEC. 31	@	Toronto	6-1	L	17-16-4	38	77	MAR. 29		TORONTO	6-2	L	39-30-8	86
38	JAN. 2	@	Buffalo	6-3	W	18-16-4	40	78	MAR. 31	@	Edmonton	5-4	L	39-31-8	86
39	JAN. 4		VANCOUVER	4-2	W	19-16-4	42	79	APR. 3	@	Vancouver	6-4	L	39-32-8	86
40	JAN. 7		BUFFALO	4-2	L	19-17-4	42	80	APR. 5	@	Calgary	3-1	W	40-32-8	88



33-36-11 (77 points), 3rd Smythe Division

PLAYER	GP	G	A	PTS	PIM
Dale Hawerchuk	80	44	77	121	59
Paul MacLean	77	40	39	79	76
Andrew McBain	74	32	31	63	145
Randy Carlyle	78	15	44	59	210
Dave Ellett	68	13	45	58	106
Thomas Steen	76	16	38	54	53
Mario Marois	79	7	44	51	111
Laurie Boschman	80	25	23	48	227
Iain Duncan	62	19	23	42	73
Ray Neufeld	78	18	18	36	167
Doug Smail	71	15	16	31	34
Peter Taglianetti	70	6	17	23	182
Gilles Hamel	63	8	11	19	35
Hannu Jarvenpaa	41	6	11	17	34
Fredrik Olausson	38	5	10	15	18
Steve Rooney	56	7	6	13	217
Ron Wilson	69	5	8	13	28
*Mark Kumpel	32	4	4	8	19

GOALTENDER	GP	MIN	GAA	W-L-T	SO	GA	SA	SV%
Daniel Berthiaume	56	3010	3.51	22-19-7	2	176	1489	.882
Eldon Reddick	28	1487	4.12	9-13-3	0	102	712	.857
Steve Penney	8	385	4.68	2-4-1	0	30	186	.839

* - Acquired during season # - Relocated during season

1987-88 WINNIPEG JETS

PLAYER	GP	G	A	PTS	PIM
Brad Jones	19	2	5	7	15
Brad Berry	48	0	6	6	75
Randy Gilhen	13	3	2	5	15
Pat Elynuik	13	1	3	4	12
Jim Kyte	51	1	3	4	128
Peter Douris	4	0	2	2	0
Daniel Berthiaume	56	0	2	2	12
Joel Baillargeon	4	0	1	1	12
#Jim Nill	24	0	1	1	44
Todd Flichel	2	0	0	0	2
Alfie Turcotte	3	0	0	0	0
Guy Gosselin	5	0	0	0	6
*Paul Boutilier	6	0	0	0	6
Steve Penney	8	0	0	0	0
Dwight Schofield	18	0	0	0	33
Eldon Reddick	28	0	0	0	6
Tim Watters	36	0	0	0	106

#	DATE	H/R	OPPONENT	SCORE	RES	RECORD	PTS
1	OCT. 10	@	Calgary	5-1	W	1-0-0	2
2	OCT. 12		CALGARY	3-2	W	2-0-0	4
3	OCT. 17	@	Minnesota	5-2	W	3-0-0	6
4	OCT. 18	@	Chicago	6-4	L	3-1-0	6
5	OCT. 20	@	St. Louis	6-2	L	3-2-0	6
6	OCT. 23		LOS ANGELES	4-3	W	4-2-0	8
7	OCT. 25		LOS ANGELES	2-1	L	4-3-0	8
8	OCT. 28		DETROIT	5-1	L	4-4-0	8
9	OCT. 30		WASHINGTON	3-2	W	5-4-0	10
10	NOV. 1		VANCOUVER	7-3	W	6-4-0	12
11	NOV. 4	@	Toronto	7-3	L	6-5-0	12
12	NOV. 6		CHICAGO	6-3	W	7-5-0	14
13	NOV. 8		VANCOUVER	3-1	W	8-5-0	16
14	NOV. 10		CALGARY	4-3	W	9-5-0	18
15	NOV. 12	@	New Jersey	1-1	T	9-5-1	19
16	NOV. 14	@	NY Islanders	7-3	L	9-6-1	19
17	NOV. 15	@	NY Rangers	6-4	L	9-7-1	19
18	NOV. 18		BOSTON	4-3	L	9-8-1	19
19	NOV. 20		NY RANGERS	4-3	L	9-9-1	19
20	NOV. 22		EDMONTON	4-3	W	10-9-1	21
21	NOV. 25	@	Detroit	10-8	L	10-10-1	21
22	NOV. 26	@	Boston	5-3	L	10-11-1	21
23	NOV. 28		MONTREAL	7-3	L	10-12-1	21
24	DEC. 1	@	Los Angeles	7-6	W	11-12-1	23
25	DEC. 3	@	Los Angeles	5-4	W	12-12-1	25
26	DEC. 9	@	Edmonton	2-0	L	12-13-1	25
27	DEC. 11		QUEBEC	3-3	T	12-13-2	26
28	DEC. 13		PHILADELPHIA	4-3	L	12-14-2	26
29	DEC. 16	@	Calgary	5-4	L	12-15-2	26
30	DEC. 18	@	Edmonton	5-5	T	12-15-3	27
31	DEC. 20		NEW JERSEY	4-1	W	13-15-3	29
32	DEC. 22		NY ISLANDERS	5-2	W	14-15-3	31
33	DEC. 26		MINNESOTA	5-4	W	15-15-3	33
34	DEC. 28	@	Los Angeles	5-2	W	16-15-3	35
35	DEC. 30	@	Los Angeles	6-4	L	16-16-3	35
36	DEC. 31	@	Vancouver	2-1	L	16-17-3	35
37	JAN. 3		DETROIT	4-4	T	16-17-4	36
38	JAN. 6	@	Calgary	6-1	L	16-18-4	36
39	JAN. 8		EDMONTON	4-4	T	16-18-5	37
40	JAN. 10		TORONTO	4-3	W	17-18-5	39

#	DATE	H/R	OPPONENT	SCORE	RES	RECORD	PTS
41	JAN. 12	@	Vancouver	5-3	W	18-18-5	41
42	JAN. 13	@	Vancouver	8-2	L	18-19-5	41
43	JAN. 15	@	Edmonton	4-4	T	18-19-6	42
44	JAN. 17		VANCOUVER	6-5	L	18-20-6	42
45	JAN. 19		ST. LOUIS	3-0	W	19-20-6	44
46	JAN. 23		LOS ANGELES	5-3	W	20-20-6	46
47	JAN. 24		LOS ANGELES	2-1	L	20-21-6	46
48	JAN. 26	@	Washington	3-2	W	21-21-6	48
49	JAN. 27	@	Pittsburgh	4-1	W	22-21-6	50
50	JAN. 30	@	Philadelphia	4-3	L	22-22-6	50
51	JAN. 31	@	Buffalo	4-4	T	22-22-7	51
52	FEB. 3		CALGARY	9-0	W	23-22-7	53
53	FEB. 5		CHICAGO	1-1	T	23-22-8	54
54	FEB. 6	@	Minnesota	8-8	T	23-22-9	55
55	FEB. 12		BUFFALO	7-5	W	24-22-9	57
56	FEB. 14		QUEBEC	3-2	W	25-22-9	59
57	FEB. 16	@	Quebec	7-3	W	26-22-9	61
58	FEB. 17	@	Hartford	4-3	L	26-23-9	61
59	FEB. 19		WASHINGTON	6-0	L	26-24-9	61
60	FEB. 21		EDMONTON	4-3	L	26-25-9	61
61	FEB. 23	@	Pittsburgh	4-3	W	27-25-9	63
62	FEB. 24	@	New Jersey	3-1	W	28-25-9	65
63	FEB. 27	@	Montreal	6-0	L	28-26-9	65
64	FEB. 28	@	Buffalo	5-3	L	28-27-9	65
65	MAR. 1		HARTFORD	6-3	W	29-27-9	67
66	MAR. 3		VANCOUVER	4-3	W	30-27-9	69
67	MAR. 5	@	Toronto	10-1	W	31-27-9	71
68	MAR. 7		EDMONTON	6-0	L	31-28-9	71
69	MAR. 9		CALGARY	6-6	T	31-28-10	72
70	MAR. 10	@	Calgary	5-3	L	31-29-10	72
71	MAR. 13		PITTSBURGH	5-4	L	31-30-10	72
72	MAR. 16		MONTREAL	4-1	L	31-31-10	72
73	MAR. 19	@	Edmonton	4-1	L	31-32-10	72
74	MAR. 20		NY ISLANDERS	6-0	L	31-33-10	72
75	MAR. 22	@	Hartford	4-3	L	31-34-10	72
76	MAR. 24	@	Boston	4-3	L	31-35-10	72
77	MAR. 26	@	Philadelphia	6-0	L	31-36-10	72
78	MAR. 29	@	Vancouver	3-2	W	32-36-10	74
79	APR. 1		NY RANGERS	6-6	T	32-36-11	75
80	APR. 3		ST. LOUIS	5-4	W	33-36-11	77



1988-89 WINNIPEG JETS

26-42-12 (64 points), 5th Smythe Division

PLAYER	GP	G	A	PTS	PIM
Dale Hawerchuk	75	41	55	96	28
Thomas Steen	80	27	61	88	80
Andrew McBain	80	37	40	77	71
Brent Ashton	75	31	37	68	36
Fredrik Olausson	75	15	47	62	32
Dave Ellett	75	22	34	56	62
Pat Elynuik	56	26	25	51	29
Iain Duncan	57	14	30	44	74
Randy Carlyle	78	6	38	44	78
Laurie Boschman	70	10	26	36	163
Doug Smail	47	14	15	29	52
*Paul Fenton	59	14	9	23	33
*Gord Donnelly	57	6	10	16	228
Peter Taglianetti	66	1	14	15	226
Teppo Numminen	69	1	14	15	36
Jim Kyte	74	3	9	12	190
Brad Jones	22	6	5	11	6
Hannu Jarvenpaa	53	4	7	11	41
Brad Berry	38	0	9	9	45
Randy Gilhen	64	5	3	8	38
#Ray Neufeld	31	5	2	7	52

GOALTENDER	GP	MIN	GAA	W-L-T	SO	GA	SA	SV%
Bob Essensa	20	1102	3.70	6-8-3	1	68	574	.882
Eldon Reddick	41	2109	4.10	11-17-7	0	144	1132	.873
#Alain Chevrier	22	1092	4.29	8-8-2	1	78	554	.859
Daniel Berthiaume	9	443	5.96	0-8-0	0	4	255	.827
Tom Draper	2	120	6.00	1-1-0	0	12	66	.818

* - Acquired during season # - Relocated during season

PLAYER	GP	G	A	PTS	PIM
Brent Hughes	28	3	2	5	82
#Dave Hunter	34	3	1	4	61
Alfie Turcotte	14	1	3	4	2
#Alain Chevrier	22	0	4	4	2
Stu Kulak	18	2	0	2	24
#Mario Marois	7	1	1	2	17
Markku Kyllonen	9	0	2	2	2
Tony Joseph	2	1	0	1	0
*Moe Lemay	10	1	0	1	14
Guy Larose	3	0	1	1	6
Eldon Reddick	41	0	1	1	6
Darren Boyko	1	0	0	0	0
Todd Fichel	1	0	0	0	0
#Gilles Hamel	1	0	0	0	0
Tom Draper	2	0	0	0	0
Matt Hervey	2	0	0	0	4
Bryan Marchment	2	0	0	0	2
Paul Boutilier	3	0	0	0	4
Steve Fletcher	3	0	0	0	5
Daniel Berthiaume	9	0	0	0	0
Bob Essensa	20	0	0	0	0

#	DATE	H/R	OPPONENT	SCORE	RES	RECORD	PTS	#	DATE	H/R	OPPONENT	SCORE	RES	RECORD	PTS
1	OCT. 6	@	Vancouver	2-2	T	0-0-1	0	41	JAN. 13	@	Vancouver	3-1	W	16-16-9	41
2	OCT. 9	@	Edmonton	5-4	L	0-1-1	1	42	JAN. 15		MINNESOTA	4-1	L	16-17-9	41
3	OCT. 12	@	Chicago	10-1	L	0-2-1	1	43	JAN. 18		EDMONTON	9-4	L	16-18-9	41
4	OCT. 14		VANCOUVER	4-3	W	1-2-1	3	44	JAN. 20		PITTSBURGH	7-3	W	17-18-9	43
5	OCT. 16		EDMONTON	3-3	T	1-2-2	4	45	JAN. 21		PHILADELPHIA	7-3	L	17-19-9	43
6	OCT. 19		BOSTON	5-2	L	1-3-2	4	46	JAN. 25	@	Pittsburgh	5-4	L	17-20-9	43
7	OCT. 23		WASHINGTON	3-2	W	2-3-2	6	47	JAN. 26	@	NY Islanders	8-6	L	17-21-9	43
8	OCT. 28		LOS ANGELES	7-4	L	2-4-2	6	48	JAN. 28	@	Boston	4-3	W	18-21-9	45
9	OCT. 30		LOS ANGELES	8-4	W	3-4-2	8	49	JAN. 31	@	St. Louis	5-3	L	18-22-9	45
10	NOV. 1	@	NY Islanders	8-1	W	4-4-2	10	50	FEB. 1	@	Chicago	7-4	L	18-23-9	45
11	NOV. 3	@	New Jersey	3-3	T	4-4-3	11	51	FEB. 3		BOSTON	4-2	L	18-24-9	45
12	NOV. 5	@	Montreal	7-2	L	4-5-3	11	52	FEB. 5		DETROIT	6-2	L	18-25-9	45
13	NOV. 8	@	Quebec	8-4	W	5-5-3	13	53	FEB. 9	@	NY Rangers	4-3	L	18-26-9	45
14	NOV. 11		CHICAGO	6-5	L	5-6-3	13	54	FEB. 11	@	Hartford	7-3	L	18-27-9	45
15	NOV. 13		MONTREAL	7-3	W	6-6-3	15	55	FEB. 13	@	Detroit	2-2	T	18-27-10	46
16	NOV. 16	@	EDMONTON	2-1	W	7-6-3	17	56	FEB. 15		CALGARY	6-1	L	18-28-10	46
17	NOV. 18		TORONTO	3-0	W	8-6-3	19	57	FEB. 17		NEW JERSEY	3-2	W	19-28-10	48
18	NOV. 20		EDMONTON	7-4	W	9-6-3	21	58	FEB. 19		HARTFORD	7-6	W	20-28-10	50
19	NOV. 25	@	Detroit	6-3	L	9-7-3	21	59	FEB. 21	@	Quebec	4-3	L	20-29-10	50
20	NOV. 26	@	St. Louis	4-4	T	9-7-4	22	60	FEB. 22	@	Montreal	6-3	L	20-30-10	50
21	NOV. 29		NY RANGERS	4-3	L	9-8-4	22	61	FEB. 24	@	Buffalo	5-4	L	20-31-10	50
22	DEC. 2		VANCOUVER	6-3	W	10-8-4	24	62	FEB. 26		CALGARY	1-0	W	21-31-10	52
23	DEC. 4		CALGARY	6-3	L	10-9-4	24	63	MAR. 1		PHILADELPHIA	4-4	T	21-31-11	53
24	DEC. 6	@	Los Angeles	5-4	W	11-9-4	26	64	MAR. 3		EDMONTON	7-4	L	21-32-11	53
25	DEC. 8	@	Los Angeles	5-5	T	11-9-5	27	65	MAR. 5		NY ISLANDERS	4-3	L	21-33-11	53
26	DEC. 10	@	Edmonton	7-6	W	12-9-5	29	66	MAR. 7	@	Calgary	9-5	L	21-34-11	53
27	DEC. 11	@	Vancouver	8-6	L	12-10-5	29	67	MAR. 8	@	Vancouver	3-0	L	21-35-11	53
28	DEC. 14		BUFFALO	4-3	W	13-10-5	31	68	MAR. 10		PITTSBURGH	5-1	L	21-36-11	53
29	DEC. 17	@	Washington	6-3	L	13-11-5	31	69	MAR. 12		TORONTO	9-7	W	22-36-11	55
30	DEC. 18	@	Philadelphia	5-1	L	13-12-5	31	70	MAR. 14	@	Washington	6-3	L	22-37-11	55
31	DEC. 21		NEW JERSEY	5-5	T	13-12-6	32	71	MAR. 15	@	NY Rangers	6-3	W	23-37-11	57
32	DEC. 23		QUEBEC	5-4	L	13-13-6	32	72	MAR. 18	@	Toronto	10-2	W	24-37-11	59
33	DEC. 26	@	Minnesota	5-1	L	13-14-6	32	73	MAR. 20		BUFFALO	4-1	L	24-38-11	59
34	DEC. 28		ST. LOUIS	6-2	W	14-14-6	34	74	MAR. 23	@	Edmonton	5-4	L	24-39-11	59
35	DEC. 31	@	Calgary	4-4	T	14-14-7	35	75	MAR. 24		CALGARY	4-3	W	25-39-11	61
36	JAN. 4		VANCOUVER	4-2	W	15-14-7	37	76	MAR. 26		VANCOUVER	7-3	L	25-40-11	61
37	JAN. 6		LOS ANGELES	4-4	T	15-14-8	38	77	MAR. 28	@	Los Angeles	3-3	T	25-40-12	62
38	JAN. 8		LOS ANGELES	4-4	T	15-14-9	39	78	MAR. 29	@	Los Angeles	2-1	L	25-41-12	62
39	JAN. 10		HARTFORD	2-1	L	15-15-9	39	79	MAR. 31	@	Calgary	4-1	L	25-42-12	62
40	JAN. 11	@	Calgary	8-3	L	15-16-9	39	80	APR. 2		MINNESOTA	3-2	W	26-42-12	64



37-32-11 (85 points), 3rd Smythe Division

1989-90 WINNIPEG JETS

PLAYER	GP	G	A	PTS	PIM
Dale Hawerchuk	79	26	55	81	70
Pat Elynuik	80	32	42	74	83
Thomas Steen	53	18	48	66	35
Brent Ashton	79	22	34	56	37
Fredrik Olausson	77	9	46	55	32
Dave McLlwain	80	25	26	51	60
Paul Fenton	80	32	18	50	40
Doug Smail	79	25	24	49	63
Greg Paslawski	71	18	30	48	14
Dave Ellett	77	17	29	46	96
Teppo Numminen	79	11	32	43	20
Moe Mantha	73	2	26	28	28
Laurie Boschman	66	10	17	27	103
*Doug Evans	27	10	8	18	33
Randy Carlyle	53	3	15	18	50
Mark Kumpel	56	8	9	17	21
*Paul MacDermid	44	7	10	17	100

PLAYER	GP	G	A	PTS	PIM
Phil Sykes	48	9	6	15	26
#Randy Cunneyworth	28	5	6	11	34
Peter Taglianetti	49	3	6	9	136
Gord Donnelly	55	3	3	6	222
Shawn Cronin	61	0	4	4	243
Brent Hughes	11	1	2	3	33
Brad Berry	12	1	2	3	6
Danton Cole	2	1	1	2	0
Bryan Marchment	7	0	2	2	28
Brian McReynolds	9	0	2	2	4
Bob Essensa	36	0	2	2	0
Todd Flichel	3	0	1	1	2
#Daniel Berthiaume	24	0	1	1	6
Brad Jones	2	0	0	0	0
Tom Draper	6	0	0	0	0
Stephane Beauregard	19	0	0	0	4

GOALTENDER	GP	MIN	GAA	W-L-T	SO	GA	SA	SV%
Bob Essensa	36	2035	3.15	18-9-5	1	107	988	.892
Stephane Beauregard	19	1079	3.28	7-8-3	0	59	570	.896
#Daniel Berthiaume	24	1387	3.72	10-11-3	1	86	667	.871
Tom Draper	6	359	4.35	2-4-0	0	26	153	.830

* - Acquired during season # - Relocated during season

#	DATE	H/R	OPPONENT	SCORE	RES	RECORD	PTS	#	DATE	H/R	OPPONENT	SCORE	RES	RECORD	PTS
1	OCT. 6		NY RANGERS	4-1	L	0-1-0	0	41	JAN. 8	@	New Jersey	4-3	W	19-17-5	43
2	OCT. 8		PHILADELPHIA	5-3	W	1-1-0	2	42	JAN. 10		WASHINGTON	6-1	W	20-17-5	45
3	OCT. 10	@	Pittsburgh	5-1	L	1-2-0	2	43	JAN. 12		DETROIT	7-5	W	21-17-5	47
4	OCT. 12	@	Detroit	5-4	L	1-3-0	2	44	JAN. 14		ST. LOUIS	6-5	W	22-17-5	49
5	OCT. 14	@	Toronto	5-1	W	2-3-0	4	45	JAN. 16		QUEBEC	8-6	L	22-18-5	49
6	OCT. 18	@	Edmonton	7-2	L	2-4-0	4	46	JAN. 17	@	Edmonton	6-3	L	22-19-5	49
7	OCT. 20		CHICAGO	4-2	L	2-5-0	4	47	JAN. 19		NY ISLANDERS	6-4	L	22-20-5	49
8	OCT. 22		EDMONTON	5-4	W	3-5-0	6	48	JAN. 23	@	Washington	4-3	W	23-20-5	51
9	OCT. 25		WASHINGTON	6-4	W	4-5-0	8	49	JAN. 25	@	Philadelphia	8-6	L	23-21-5	51
10	OCT. 27		LOS ANGELES	3-1	L	4-6-0	8	50	JAN. 27	@	St. Louis	3-3	T	23-21-6	52
11	OCT. 29		LOS ANGELES	6-1	W	5-6-0	10	51	JAN. 29	@	Minnesota	4-2	L	23-22-6	52
12	NOV. 1	@	Calgary	5-3	L	5-7-0	10	52	JAN. 31		TORONTO	5-5	T	23-22-7	53
13	NOV. 3	@	Vancouver	3-2	W	6-7-0	12	53	FEB. 2		VANCOUVER	8-1	W	24-22-7	55
14	NOV. 5	@	Chicago	4-3	L	6-8-0	12	54	FEB. 4		CHICAGO	7-3	W	25-22-7	57
15	NOV. 8		VANCOUVER	3-2	W	7-8-0	14	55	FEB. 6	@	Vancouver	5-3	L	25-23-7	57
16	NOV. 10		HARTFORD	4-2	L	7-9-0	14	56	FEB. 8	@	Los Angeles	5-1	W	26-23-7	59
17	NOV. 12		CALGARY	3-2	W	8-9-0	16	57	FEB. 11	@	Edmonton	7-4	L	26-24-7	59
18	NOV. 14	@	Quebec	5-3	W	9-9-0	18	58	FEB. 14		BOSTON	3-2	W	27-24-7	61
19	NOC. 15	@	Montreal	5-1	L	9-10-0	18	59	FEB. 16		PITTSBURGH	3-3	T	27-24-8	62
20	NOV. 18	@	Philadelphia	1-0	W	10-10-0	20	60	FEB. 18		CALGARY	5-1	W	28-24-8	64
21	NOV. 20	@	NY Rangers	3-3	T	10-10-1	21	61	FEB. 20		BUFFALO	4-3	L	28-25-8	64
22	NOV. 21	@	NY Islanders	4-3	W	11-10-1	23	62	FEB. 22	@	New Jersey	4-2	W	29-25-8	66
23	NOV. 23		ST. LOUIS	5-2	L	11-11-1	23	63	FEB. 24	@	Hartford	3-1	W	30-25-8	68
24	NOV. 25		NEW JERSEY	3-1	L	11-12-1	23	64	FEB. 25	@	Buffalo	3-1	L	30-26-8	68
25	NOV. 29		NY RANGERS	5-4	W	12-12-1	25	65	FEB. 27	@	Minnesota	8-3	L	30-27-8	68
26	DEC. 1		DETROIT	3-3	T	12-12-2	26	66	MAR. 2		LOS ANGELES	9-3	W	31-27-8	70
27	DEC. 2		NY ISLANDERS	6-3	L	12-13-2	26	67	MAR. 4		LOS ANGELES	5-2	W	32-27-8	72
28	DEC. 6	@	Calgary	4-3	W	13-13-2	28	68	MAR. 7		QUEBEC	6-3	W	33-27-8	74
29	DEC. 8		MONTREAL	6-6	T	13-13-3	29	69	MAR. 9		EDMONTON	7-5	W	34-27-8	76
30	DEC. 10		CALGARY	4-1	W	14-13-3	31	70	MAR. 11		CALGARY	6-4	L	34-28-8	76
31	DEC. 13		VANCOUVER	3-3	T	14-13-4	32	71	MAR. 12	@	Calgary	5-4	L	34-29-8	76
32	DEC. 15	@	Detroit	3-3	T	14-13-5	33	72	MAR. 15	@	Boston	3-3	T	34-29-9	77
33	DEC. 19	@	Los Angeles	9-5	L	14-14-5	33	73	MAR. 17	@	Toronto	5-4	W	35-29-9	79
34	DEC. 21	@	Edmonton	3-2	L	14-15-5	33	74	MAR. 18	@	Buffalo	4-3	L	35-30-9	79
35	DEC. 26		MINNESOTA	5-3	W	15-15-5	35	75	MAR. 21		MONTREAL	3-2	W	36-30-9	81
36	DEC. 29	@	Calgary	2-1	W	16-15-5	37	76	MAR. 23		VANCOUVER	4-2	L	36-31-9	81
37	DEC. 31		EDMONTON	3-2	W	17-15-5	39	77	MAR. 25	@	Vancouver	3-3	T	36-31-10	82
38	JAN. 3	@	Hartford	4-2	W	18-15-5	41	78	MAR. 27	@	Los Angeles	4-4	T	36-31-11	83
39	JAN. 4	@	Boston	4-2	L	18-16-5	41	79	MAR. 29	@	Los Angeles	1-0	W	37-31-11	85
40	JAN. 6	@	Pittsburgh	5-3	L	18-17-5	41	80	APR. 1		EDMONTON	4-2	L	37-32-11	85



1990-91 WINNIPEG JETS

26-43-11 (63 points), 5th Smythe Division

PLAYER	GP	G	A	PTS	PIM
Phil Housley	78	23	53	76	24
Thomas Steen	58	19	48	67	49
Pat Elynuik	80	31	34	65	73
*Ed Olczyk	61	26	31	57	69
Fredrik Olausson	71	12	29	41	24
Paul MacDermid	69	15	21	36	128
Brent Ashton	61	12	24	36	58
Doug Evans	70	7	27	34	108
Teppo Numminen	80	8	25	33	28
Randy Carlyle	52	9	19	28	44
Dave McLlwain	60	14	11	25	46
Danton Cole	66	13	11	24	24
Moe Mantha	57	9	15	24	33
Phil Sykes	70	12	10	22	59
Scott Arniel	75	5	17	22	87
#Greg Paslawski	43	9	10	19	10
*Mark Osborne	37	8	8	16	59
#Dave Ellett	17	4	7	11	6
Mark Kumpel	53	7	3	10	10

PLAYER	GP	G	A	PTS	PIM
Mike Eagles	44	0	9	9	79
#Paul Fenton	17	4	4	8	18
Gord Donnelly	57	3	4	7	265
Bryan Erickson	6	0	7	7	0
Shawn Cronin	67	1	5	6	189
Sergei Kharin	7	2	3	5	2
Bryan Marchment	28	2	2	4	91
#Doug Smail	15	1	2	3	10
*Don Barber	16	1	2	3	14
Bob Essensa	55	0	3	3	6
Craig Duncanson	7	2	0	2	16
Kris Draper	3	1	0	1	5
Luciano Borsato	1	0	1	1	2
Stephane Beauregard	16	0	1	1	2
Rick Tabaracci	24	0	1	1	8
Rudy Poeschek	1	0	0	0	5
Iain Duncan	2	0	0	0	2
Simon Wheeldon	4	0	0	0	4
Guy Larose	7	0	0	0	8

GOALTENDER	GP	MIN	GAA	W-L-T	SO	GA	SA	SV%
Bob Essensa	55	2916	3.15	19-24-6	4	153	1496	.898
Rick Tabaracci	24	1093	3.90	4-9-4	1	71	570	.875
Stephane Beauregard	16	836	3.95	3-10-1	0	55	423	.870

* - Acquired during season # - Relocated during season

#	DATE	H/R	OPPONENT	SCORE	RES	RECORD	PTS	#	DATE	H/R	OPPONENT	SCORE	RES	RECORD	PTS
1	OCT. 4		TORONTO	7-1	W	1-0-0	2	41	DEC. 28		BOSTON	6-0	W	12-22-7	31
2	OCT. 6	@	Edmonton	3-3	T	1-0-1	3	42	DEC. 31		VANCOUVER	2-1	W	13-22-7	33
3	OCT. 8		CALGARY	4-3	L	1-1-1	3	43	JAN. 2		CALGARY	3-3	T	13-22-8	34
4	OCT. 10		BOSTON	4-2	L	1-2-1	3	44	JAN. 4	@	Buffalo	4-1	L	13-23-8	34
5	OCT. 12	@	Washington	3-1	L	1-3-1	3	45	JAN. 5	@	Hartford	4-3	L	13-24-8	34
6	OCT. 13	@	Philadelphia	4-3	L	1-4-1	3	46	JAN. 7	@	Boston	5-2	L	13-25-8	34
7	OCT. 16	@	NY Islanders	4-1	L	1-5-1	3	47	JAN. 11		CHICAGO	3-1	L	13-26-8	34
8	OCT. 17	@	NY Rangers	5-3	L	1-6-1	3	48	JAN. 13		CALGARY	4-3	W	14-26-8	36
9	OCT. 19		VANCOUVER	7-5	W	2-6-1	5	49	JAN. 15	@	Calgary	7-5	L	14-27-8	36
10	OCT. 24		EDMONTON	3-1	W	3-6-1	7	50	JAN. 16	@	Vancouver	2-1	W	15-27-8	38
11	OCT. 26		LOS ANGELES	6-2	W	4-6-1	9	51	JAN. 21		MINNESOTA	2-0	W	16-27-8	40
12	OCT. 28		LOS ANGELES	6-2	L	4-7-1	9	52	JAN. 25		NY ISLANDERS	8-1	W	17-27-8	42
13	OCT. 31	@	Edmonton	1-0	W	5-7-1	11	53	JAN. 27		EDMONTON	3-2	L	17-28-8	42
14	NOV. 1	@	Calgary	2-1	L	5-8-1	11	54	JAN. 29	@	Quebec	5-2	W	18-28-8	44
15	NOV. 3	@	Vancouver	5-3	W	6-8-1	13	55	JAN. 30	@	Montreal	8-4	L	18-29-8	44
16	NOV. 6		PHILADELPHIA	4-2	L	6-9-1	13	56	FEB. 2	@	Washington	4-2	W	19-29-8	46
17	NOV. 9		HARTFORD	5-4	W	7-9-1	15	57	FEB. 3	@	NY Rangers	4-3	W	20-29-8	48
18	NOV. 11	@	Chicago	3-3	T	7-9-2	16	58	FEB. 6		TORONTO	5-5	T	20-29-9	49
19	NOV. 12	@	Toronto	5-2	L	7-10-2	16	59	FEB. 8		PITTSBURGH	6-2	W	21-29-9	51
20	NOV. 14		PITTSBURGH	6-4	L	7-11-2	16	60	FEB. 10		BUFFALO	2-0	L	21-30-9	51
21	NOV. 16		NY RANGERS	6-4	L	7-12-2	16	61	FEB. 12	@	Detroit	6-1	L	21-31-9	51
22	NOV. 18		ST. LOUIS	4-3	W	8-12-2	18	62	FEB. 14	@	New Jersey	3-3	T	21-31-10	52
23	NOV. 20	@	St. Louis	4-2	L	8-13-2	18	63	FEB. 17		QUEBEC	6-0	W	22-31-10	54
24	NOV. 22	@	NY Islanders	3-1	L	8-14-2	18	64	FEB. 20		VANCOUVER	5-5	T	22-31-11	55
25	NOV. 24	@	Quebec	11-4	W	9-14-2	20	65	FEB. 22		LOS ANGELES	6-4	L	22-32-11	55
26	NOV. 25	@	Montreal	4-3	L	9-15-2	20	66	FEB. 24		LOS ANGELES	5-3	L	22-33-11	55
27	NOV. 28		CALGARY	2-2	T	9-15-3	21	67	FEB. 26		HARTFORD	5-4	W	23-33-11	57
28	NOV. 30		MINNESOTA	4-2	L	9-16-3	21	68	FEB. 28	@	Los Angeles	4-2	L	23-34-11	57
29	DEC. 2		VANCOUVER	5-1	L	9-17-3	21	69	MAR. 2	@	Los Angeles	6-3	L	23-35-11	57
30	DEC. 3		NEW JERSEY	4-4	T	9-17-4	22	70	MAR. 5		EDMONTON	5-4	L	23-36-11	57
31	DEC. 5	@	Los Angeles	3-3	T	9-17-5	23	71	MAR. 8		WASHINGTON	2-1	L	23-37-11	57
32	DEC. 8	@	Los Angeles	4-4	T	9-17-6	24	72	MAR. 10		NEW JERSEY	4-3	W	24-37-11	59
33	DEC. 11	@	St. Louis	3-3	T	9-17-7	25	73	MAR. 12	@	Calgary	5-3	L	24-38-11	59
34	DEC. 13	@	Chicago	5-4	L	9-18-7	25	74	MAR. 13		BUFFALO	6-2	L	24-39-11	59
35	DEC. 15		MONTREAL	4-2	W	10-18-7	27	75	MAR. 15		EDMONTON	4-3	W	25-39-11	61
36	DEC. 16		PHILADELPHIA	4-2	L	10-19-7	27	76	MAR. 18	@	Calgary	4-3	L	25-40-11	61
37	DEC. 18	@	Pittsburgh	9-2	L	10-20-7	27	77	MAR. 22	@	Vancouver	3-1	L	25-41-11	61
38	DEC. 20	@	Detroit	3-1	L	10-21-7	27	78	MAR. 23	@	Edmonton	3-0	W	26-41-11	63
39	DEC. 22		DETROIT	5-2	L	10-22-7	27	79	MAR. 28	@	Vancouver	3-2	L	26-42-11	63
40	DEC. 26	@	Minnesota	6-4	W	11-22-7	29	80	MAR. 31	@	Edmonton	6-3	L	26-43-11	63



33-32-15 (81 points), 4th Smythe Division

1991-92 WINNIPEG JETS

PLAYER	GP	G	A	PTS	PIM
Phil Housley	74	23	63	86	92
Ed Olczyk	64	32	33	65	67
Fredrik Olausson	77	20	42	62	34
Pat Elynuik	60	25	25	50	65
Troy Murray	74	17	30	47	69
*Darrin Shannon	68	13	26	39	41
Teppo Numminen	80	5	34	39	32
Thomas Steen	38	13	25	38	29
Luciano Borsato	56	15	21	36	45
#Paul MacDermid	59	10	11	21	151
Stu Barnes	46	8	9	17	26
Mike Eagles	65	7	10	17	118
#Mark Osborne	43	4	12	16	65
Doug Evans	30	7	7	14	68
Danton Cole	52	7	5	12	32
Igor Ulanov	27	2	9	11	67
Randy Carlyle	66	1	9	10	54
Aaron Broten	25	4	5	9	14
Mike Hartman	75	4	4	8	264
Keith Tkachuk	17	3	5	8	28
Russ Romaniuk	27	3	5	8	18
John Leblanc	16	6	1	7	6
Evgeny Davydov	12	4	3	7	8

PLAYER	GP	G	A	PTS	PIM
Phil Sykes	52	4	2	6	72
Bryan Erickson	10	2	4	6	0
Dean Kennedy	18	2	4	6	21
*Mike Lalor	15	2	3	5	14
*Petri Skriko	15	2	3	5	4
*Mario Marois	34	1	3	4	34
#Moe Mantha	12	0	4	4	6
Shawn Cronin	65	0	4	4	271
*Lucien DeBlois	11	1	2	3	2
#Don Barber	11	0	3	3	4
Kris Draper	10	2	0	2	2
#Dave McLlwain	3	1	1	2	2
Bob Essensa	47	0	2	2	2
#Brent Ashton	7	1	0	1	4
Rob Murray	9	0	1	1	18
Rick Tabaracci	18	0	1	1	4
Bob Joyce	1	0	0	0	0
Michael O'Neill	1	0	0	0	0
Jason Cirone	3	0	0	0	2
#Gord Donnelly	4	0	0	0	11
Rudy Poeschek	4	0	0	0	17
Kent Paynter	5	0	0	0	4
Stephane Beauregard	26	0	0	0	0

GOALTENDER	GP	MIN	GAA	W-L-T	SO	GA	SA	SV%
Bob Essensa	47	2627	2.88	21-17-6	5	126	1407	.910
Stephane Beauregard	26	1267	2.89	6-8-6	2	61	611	.900
Rick Tabaracci	18	966	3.23	6-7-3	0	52	470	.889
Michael O'Neill	1	13	4.62	0-0-0	0	1	7	.857

* - Acquired during season # - Relocated during season

#	DATE	H/R	OPPONENT	SCORE	RES	RECORD	PTS	#	DATE	H/R	OPPONENT	SCORE	RES	RECORD	PTS
1	OCT. 4		LOS ANGELES	6-3	L	0-1-0	0	41	JAN. 2	@	Boston	3-1	W	17-16-8	42
2	OCT. 6		CALGARY	5-3	W	1-1-0	2	42	JAN. 4	@	Pittsburgh	3-2	L	17-17-8	42
3	OCT. 8		VANCOUVER	3-2	L	1-2-0	2	43	JAN. 6	@	NY Rangers	4-2	L	17-18-8	42
4	OCT. 10	@	San Jose	5-4	W	2-2-0	4	44	JAN. 8		EDMONTON	5-2	W	18-18-8	44
5	OCT. 12	@	Los Angeles	3-3	T	2-2-1	5	45	JAN. 10		CHICAGO	6-2	W	19-18-8	46
6	OCT. 16		HARTFORD	3-2	L	2-3-1	5	46	JAN. 12		SAN JOSE	4-3	L	19-19-8	46
7	OCT. 19		TORONTO	4-2	W	3-3-1	7	47	JAN. 14		VANCOUVER	4-2	L	19-20-8	46
8	OCT. 22	@	NY Islanders	1-1	T	3-3-2	8	48	JAN. 21	@	Hartford	3-3	T	19-20-9	47
9	OCT. 23	@	Detroit	3-2	W	4-3-2	10	49	JAN. 23	@	Philadelphia	1-0	W	20-20-9	49
10	OCT. 25		PHILADELPHIA	2-0	W	5-3-2	12	50	JAN. 25	@	Quebec	2-1	L	20-21-9	49
11	OCT. 27		WASHINGTON	6-5	W	6-3-2	14	51	JAN. 26	@	Buffalo	5-2	L	20-22-9	49
12	OCT. 29	@	Quebec	7-2	L	6-4-2	14	52	JAN. 28	@	Pittsburgh	4-0	W	21-22-9	51
13	OCT. 30	@	Montreal	6-1	L	6-5-2	14	53	JAN. 31		QUEBEC	4-4	T	21-22-10	52
14	NOV. 1		CALGARY	7-6	L	6-6-2	14	54	FEB. 2		SAN JOSE	6-0	W	22-22-10	54
15	NOV. 3		ST. LOUIS	3-3	T	6-6-3	15	55	FEB. 4		BOSTON	3-3	T	22-22-11	55
16	NOV. 5	@	Vancouver	2-2	T	6-6-4	16	56	FEB. 7		CALGARY	4-1	W	23-22-11	57
17	NOV. 8		PITTSBURGH	3-1	L	6-7-4	16	57	FEB. 13	@	Minnesota	6-1	L	23-23-11	57
18	NOV. 11		LOS ANGELES	6-2	W	7-7-4	18	58	FEB. 15	@	Toronto	3-1	W	24-23-11	59
19	NOV. 14	@	St. Louis	2-1	L	7-8-4	18	59	FEB. 17	@	NY Islanders	5-4	L	24-24-11	59
20	NOV. 16	@	New Jersey	1-0	W	8-8-4	20	60	FEB. 19		ST. LOUIS	4-3	L	24-25-11	59
21	NOV. 17	@	Philadelphia	2-1	W	9-8-4	22	61	FEB. 21		NEW JERSEY	6-4	W	25-25-11	61
22	NOV. 20		NY ISLANDERS	3-1	W	10-8-4	24	62	FEB. 23		LOS ANGELES	4-2	L	25-26-11	61
23	NOV. 23	@	Edmonton	4-0	W	11-8-4	26	63	FEB. 26	@	Edmonton	6-1	L	25-27-11	61
24	NOV. 25	@	Calgary	3-3	T	11-8-5	27	64	FEB. 28	@	Vancouver	5-3	L	25-28-11	61
25	NOV. 27		NY RANGERS	3-2	W	12-8-5	29	65	MAR. 1		EDMONTON	4-2	L	25-29-11	61
26	DEC. 1		CHICAGO	3-2	W	13-8-5	31	66	MAR. 3	@	Detroit	4-3	W	26-29-11	63
27	DEC. 4		BUFFALO	5-4	W	14-8-5	33	67	MAR. 6	@	Washington	3-3	T	26-29-12	64
28	DEC. 6		EDMONTON	4-4	T	14-8-6	34	68	MAR. 8	@	Minnesota	4-2	L	26-30-12	64
29	DEC. 8		WASHINGTON	4-3	W	15-8-6	36	69	MAR. 11		SAN JOSE	3-0	W	27-30-12	66
30	DEC. 10	@	San Jose	3-3	T	15-8-7	37	70	MAR. 13		HARTFORD	1-0	L	27-31-12	66
31	DEC. 12	@	Los Angeles	2-1	L	15-9-7	37	71	MAR. 15		DETROIT	1-1	T	27-31-13	67
32	DEC. 14	@	Edmonton	7-5	L	15-10-7	37	72	MAR. 17	@	Los Angeles	5-4	L	27-32-13	67
33	DEC. 17	@	Calgary	7-4	L	15-11-7	37	73	MAR. 20	@	Vancouver	2-2	T	27-32-14	68
34	DEC. 19	@	Vancouver	3-1	L	15-12-7	37	74	MAR. 22		VANCOUVER	5-1	W	28-32-14	70
35	DEC. 21		CALGARY	7-2	W	16-12-7	39	75	MAR. 25		MONTREAL	2-2	T	28-32-15	71
36	DEC. 23	@	Toronto	3-1	L	16-13-7	39	76	MAR. 27		LOS ANGELES	6-4	W	29-32-15	73
37	DEC. 26		MINNESOTA	3-2	L	16-14-7	39	77	MAR. 29		SAN JOSE	6-5	W	30-32-15	75
38	DEC. 27	@	Chicago	3-3	T	16-14-8	40	78	APR. 12	@	Calgary	4-3	W	31-32-15	77
39	DEC. 29		BOSTON	6-3	L	16-15-8	40	79	APR. 14	@	Edmonton	6-2	W	32-32-15	79
40	DEC. 31		NY RANGERS	5-2	L	16-16-8	40	80	APR. 16	@	San Jose	5-3	W	33-32-15	81



1992-93 WINNIPEG JETS

40-37-7 (87 points), 4th Smythe Division

PLAYER	GP	G	A	PTS	PIM
Teemu Selanne	84	76	56	132	45
Phil Housley	80	18	79	97	52
Alexei Zhamnov	68	25	47	72	58
Thomas Steen	80	22	50	72	75
Darrin Shannon	84	20	40	60	91
Fredrik Olausson	68	16	41	57	22
Keith Tkachuk	83	28	23	51	201
Evgeny Davydov	79	28	21	49	66
Teppo Numminen	66	7	30	37	33
Luciano Borsato	67	15	20	35	38
Mike Eagles	84	8	18	26	131
Sergei Bautin	71	5	18	23	96
Stu Barnes	38	12	10	22	10
#Ed Olczyk	25	8	12	20	26
John Druce	50	6	14	20	37
*Kris King	48	8	8	16	136
Bryan Erickson	41	4	12	16	14
Igor Ulanov	56	2	14	16	124
*Tie Domi	49	3	10	13	249

PLAYER	GP	G	A	PTS	PIM
Mike Lalor	64	1	8	9	76
Dean Kennedy	78	1	7	8	105
#Troy Murray	29	3	4	7	34
Bob Essensa	67	0	5	5	2
Russ Romaniuk	28	3	1	4	22
Randy Carlyle	22	1	1	2	14
Anatoli Fedotov	1	0	2	2	0
Andy Brickley	12	0	2	2	2
Dallas Eakins	14	0	2	2	38
#Mark Osiecki	4	1	0	1	2
Rob Murray	10	1	0	1	6
Alan Kerr	7	0	1	1	2
Scott Levins	9	0	1	1	18
Bob Joyce	1	0	0	0	0
Michael O'Neill	2	0	0	0	0
*Jim Hrivnak	3	0	0	0	0
John Leblanc	3	0	0	0	2
Kris Draper	7	0	0	0	2
#Rick Tabaracci	19	0	0	0	10

GOALTENDER	GP	MIN	GAA	W-L-T	SO	GA	SA	SV%
Bob Essensa	67	3855	3.53	33-26-6	2	227	2119	.893
*Jim Hrivnak	3	180	4.33	2-1-0	0	13	96	.865
#Rick Tabaracci	19	959	4.38	5-10-0	0	70	496	.859
Michael O'Neill	2	73	4.93	0-0-1	0	6	34	.824

* - Acquired during season # - Relocated during season

#	DATE	H/R	OPPONENT	SCORE	W-L-T	RECORD	PTS	#	DATE	H/R	OPPONENT	SCORE	W-L-T	RECORD	PTS
1	OCT. 6		DETROIT	4-1	W	1-0-0	2	43	JAN. 12		SAN JOSE	4-1	W	19-20-4	42
2	OCT. 8	@	San Jose	4-3	L	1-1-0	2	44	JAN. 13	@	Edmonton	4-1	W	20-20-4	44
3	OCT. 10	@	Los Angeles	6-3	L	1-2-0	2	45	JAN. 16	@	Los Angeles	5-2	W	21-20-4	46
4	OCT. 12	@	Vancouver	8-1	L	1-3-0	2	46	JAN. 18		HARTFORD	8-7	W	22-20-4	48
5	OCT. 14		EDMONTON	7-3	W	2-3-0	4	47	JAN. 19		CHICAGO	5-2	W	23-20-4	50
6	OCT. 16		VANCOUVER	6-2	L	2-4-0	4	48	JAN. 22	@	Calgary	4-4	T	23-20-5	51
7	OCT. 18	@	Philadelphia	5-4	L	2-5-0	4	49	JAN. 23		EDMONTON	8-5	W	24-20-5	53
8	OCT. 20	@	Detroit	5-3	L	2-6-0	4	50	JAN. 27	@	NY Rangers	5-2	L	24-21-5	53
9	OCT. 23		LOS ANGELES	4-2	W	3-6-0	6	51	JAN. 28	@	Boston	6-2	L	24-22-5	53
10	OCT. 26		WASHINGTON	6-2	W	4-6-0	8	52	JAN. 30	@	Hartford	6-3	W	25-22-5	55
11	OCT. 28		CALGARY	7-5	L	4-7-0	8	53	FEB. 1	@	Ottawa	4-4	T	25-22-6	56
12	OCT. 31	@	Quebec	3-2	L	4-8-0	8	54	FEB. 3		ST. LOUIS	4-2	L	25-23-6	56
13	NOV. 2	@	Montreal	2-1	L	4-9-0	8	55	FEB. 10		BUFFALO	6-2	L	25-24-6	56
14	NOV. 6		EDMONTON	6-1	L	4-10-0	8	56	FEB. 12		HARTFORD	6-2	L	25-25-6	56
15	NOV. 8	@	Vancouver	6-1	L	4-11-0	8	57	FEB. 14		SAN JOSE	3-2	L	25-26-6	56
16	NOV. 10		LOS ANGELES	4-4	T	4-11-1	9	58	FEB. 18	@	San Jose	5-3	L	25-27-6	56
17	NOV. 12	@	Minnesota	7-2	W	5-11-1	11	59	FEB. 20	@	Vancouver	4-2	L	25-28-6	56
18	NOV. 14	@	St. Louis	4-2	L	5-12-1	11	60	FEB. 22		OTTAWA	6-3	W	26-28-6	58
19	NOV. 17	@	Tampa Bay	6-5	W	6-12-1	13	61	FEB. 23	@	Ottawa	8-2	W	27-28-6	60
20	NOV. 19	@	Detroit	5-3	W	7-12-1	15	62	FEB. 26		VANCOUVER	7-4	L	27-29-6	60
21	NOV. 21		NY RANGERS	5-4	L	7-13-1	15	63	FEB. 28		MINNESOTA	7-6	W	28-29-6	62
22	NOV. 24		NY ISLANDERS	3-3	T	7-13-2	16	64	MAR. 2		QUEBEC	7-4	L	28-30-6	62
23	NOV. 27		SAN JOSE	3-2	W	8-13-2	18	65	MAR. 4	@	Edmonton	5-3	W	29-30-6	64
24	DEC. 2	@	Calgary	3-3	T	8-13-3	19	66	MAR. 6	@	Toronto	4-2	L	29-31-6	64
25	DEC. 5		MONTREAL	3-2	L	8-14-3	19	67	MAR. 7	@	Buffalo	2-1	L	29-32-6	64
26	DEC. 8	@	Pittsburgh	5-2	L	8-15-3	19	68	MAR. 9	@	Tampa Bay	4-2	W	30-32-6	66
27	DEC. 11	@	Washington	8-6	L	8-16-3	19	69	MAR. 12		VANCOUVER	3-2	L	30-33-6	66
28	DEC. 12	@	NY Islanders	4-3	W	9-16-3	21	70	MAR. 14		TAMPA BAY	3-1	W	31-33-6	68
29	DEC. 15		NEW JERSEY	4-3	W	10-16-3	23	71	MAR. 16	@	Los Angeles	8-4	L	31-34-6	68
30	DEC. 17	@	Chicago	5-1	L	10-17-3	23	72	MAR. 18	@	Vancouver	5-2	W	32-34-6	70
31	DEC. 19	@	St. Louis	1-0	W	11-17-3	25	73	MAR. 21		CALGARY	4-2	W	33-34-6	72
32	DEC. 21		SAN JOSE	5-4	W	12-17-3	27	74	MAR. 23		TORONTO	5-4	L	33-35-6	72
33	DEC. 23		CALGARY	4-3	L	12-18-3	27	75	MAR. 26		ST. LOUIS	4-2	W	34-35-6	74
34	DEC. 26	@	Minnesota	5-4	L	12-19-3	27	76	MAR. 28		LOS ANGELES	3-3	T	34-35-7	75
35	DEC. 27		MINNESOTA	7-4	W	13-19-3	29	77	MAR. 30	@	Calgary	5-4	W	35-35-7	77
36	DEC. 29		BOSTON	5-4	W	14-19-3	31	78	APR. 1	@	San Jose	9-5	W	36-35-7	79
37	DEC. 31		EDMONTON	3-2	W	15-19-3	33	79	APR. 3	@	Edmonton	6-4	W	37-35-7	81
38	JAN. 2	@	New Jersey	2-2	T	15-19-4	34	80	APR. 6		PHILADELPHIA	4-2	L	37-36-7	81
39	JAN. 3	@	Chicago	4-1	L	15-20-4	34	81	APR. 8		TORONTO	5-3	W	38-36-7	83
40	JAN. 5	@	Calgary	4-2	W	16-20-4	36	82	APR. 11	@	Edmonton	7-5	W	39-36-7	85
41	JAN. 8		LOS ANGELES	6-3	W	17-20-4	38	83	APR. 13		TAMPA BAY	5-3	L	39-37-7	85
42	JAN. 10		PITTSBURGH	3-2	W	18-20-4	40	84	APR. 15		EDMONTON	3-0	W	40-37-7	87



24-51-9 (57 points), 6th Central Division

1993-94 WINNIPEG JETS

PLAYER	GP	G	A	PTS	PIM
Keith Tkachuk	84	41	40	81	255
Nelson Emerson	83	33	41	74	80
Alexei Zhamnov	61	26	45	71	62
Darrin Shannon	77	21	37	58	87
Teemu Selanne	51	25	29	54	22
Thomas Steen	76	19	32	51	32
#Boris Mironov	65	7	22	29	96
#Paul Ysebaert	60	9	18	27	18
Stephane Quintal	81	8	18	26	119
Teppo Numminen	57	5	18	23	28
Tie Domi	81	8	11	19	347
Luciano Borsato	75	5	13	18	28
Igor Ulanov	74	0	17	17	165
Russ Romaniuk	24	4	8	12	6
Mike Eagles	73	4	8	12	96
Kris King	83	4	8	12	205
*Wayne McBean	31	2	9	11	24
Dean Kennedy	76	2	8	10	164
#Stu Barnes	18	5	4	9	8
John LeBlanc	17	6	2	8	2
*Dallas Drake	15	3	5	8	12

PLAYER	GP	G	A	PTS	PIM
#Fredrik Olausson	18	2	5	7	10
#Sergei Bautin	59	0	7	7	78
*Randy Gilhen	40	3	3	6	34
*Dave Manson	13	1	4	5	51
Dave Tomlinson	31	1	3	4	24
Darryl Shannon	20	0	4	4	18
Arto Blomsten	18	0	2	2	6
Michal Grosek	3	1	0	1	0
Oleg Mikulchik	4	0	1	1	17
#Yan Kaminsky	1	0	0	0	0
Mark Visheau	1	0	0	0	0
Andy Brickley	2	0	0	0	0
Craig Fisher	4	0	0	0	2
Kevin McClelland	6	0	0	0	19
Rob Murray	6	0	0	0	2
Harijs Vitolinsh	8	0	0	0	4
Stephane Beauregard	13	0	0	0	0
*Tim Cheveldae	14	0	0	0	2
Bryan Erickson	16	0	0	0	6
Mike O'Neill	17	0	0	0	0
#Bob Essensa	56	0	0	0	6

GOALTENDER	GP	MIN	GAA	W-L-T	SO	GA	SA	SV%
#Bob Essensa	56	3136	3.85	19-30-6	1	201	1714	.883
*Tim Cheveldae	14	788	3.96	5-8-1	1	52	485	.893
Mike O'Neill	17	738	4.15	0-9-1	0	51	382	.866
Stephane Beauregard	13	418	4.88	0-4-1	0	34	211	.839

* - Acquired during season # - Relocated during season

#	DATE	H/R	OPPONENT	SCORE	RES	RECORD	PTS	#	DATE	H/R	OPPONENT	SCORE	RES	RECORD	PTS
1	OCT. 6		WASHINGTON	6-4	W	1-0-0	2	43	JAN. 6	@	Boston	5-4	L	15-23-5	35
2	OCT. 9	@	Dallas	3-3	T	1-0-1	3	44	JAN. 8	@	Ottawa	3-2	W	16-23-5	37
3	OCT. 10	@	Chicago	4-3	L	1-1-1	3	45	JAN. 10	@	Montreal	4-2	L	16-24-5	37
4	OCT. 12	@	New Jersey	7-4	L	1-2-1	3	46	JAN. 12		BUFFALO	3-2	W	17-24-5	39
5	OCT. 16		CHICAGO	1-0	W	2-2-1	5	47	JAN. 15		TORONTO	5-1	L	17-25-5	39
6	OCT. 18		EDMONTON	6-3	W	3-2-1	7	48	JAN. 16		TAMPA BAY	3-2	L	17-26-5	39
7	OCT. 21	@	Detroit	6-2	L	3-3-1	7	49	JAN. 19		NEW JERSEY	4-0	L	17-27-5	39
8	OCT. 23	@	Philadelphia	9-6	W	4-3-1	9	50	JAN. 25	@	Los Angeles	4-4	T	17-27-6	40
9	OCT. 26	@	Florida	5-2	W	5-3-1	11	51	JAN. 26	@	Anaheim	3-1	L	17-28-6	40
10	OCT. 27	@	Tampa Bay	4-3	W	6-3-1	13	52	JAN. 29	@	Detroit	7-1	L	17-29-6	40
11	OCT. 29		LOS ANGELES	4-3	L	6-4-1	13	53	FEB. 2		DALLAS	7-3	L	17-30-6	40
12	OCT. 31		CALGARY	4-3	L	6-5-1	13	54	FEB. 4		HARTFORD	2-2	T	17-30-7	41
13	NOV. 3		ST. LOUIS	3-0	L	6-6-1	13	55	FEB. 6	@	Edmonton	5-2	L	17-31-7	41
14	NOV. 5		OTTAWA	7-6	L	6-7-1	13	56	FEB. 8	@	ST. LOUIS	6-5	L	17-32-7	41
15	NOV. 7	@	Dallas	1-1	T	6-7-2	14	57	FEB. 9	@	Dallas	4-2	L	17-33-7	41
16	NOV. 9	@	NY Islanders	5-2	W	7-7-2	16	58	FEB. 11		TORONTO	3-1	L	17-34-7	41
17	NOV. 10	@	NY Rangers	2-1	L	7-8-2	16	59	FEB. 15	@	Pittsburgh	5-3	L	17-35-7	41
18	NOV. 13		DALLAS	3-2	L	7-9-2	16	60	FEB. 18		CHICAGO	7-2	L	17-36-7	41
19	NOV. 15	@	Calgary	7-2	L	7-10-2	16	61	FEB. 20		CALGARY	5-2	L	17-37-7	41
20	NOV. 17		DETROIT	2-1	W	8-10-2	18	62	FEB. 22		FLORIDA	3-2	L	17-38-7	41
21	NOV. 19	@	Buffalo	6-0	L	8-11-2	18	63	FEB. 24	@	Chicago	6-3	L	17-39-7	41
22	NOV. 20	@	Quebec	5-5	T	8-11-3	19	64	FEB. 25		BOSTON	7-6	L	17-40-7	41
23	NOV. 24		ANAHEIM	2-1	L	8-12-3	19	65	FEB. 28		SAN JOSE	3-3	T	17-40-8	42
24	NOV. 26		VANCOUVER	5-3	L	8-13-3	19	66	MAR. 2		DALLAS	4-2	W	18-40-8	44
25	NOV. 28	@	ST. LOUIS	4-3	W	9-13-3	21	67	MAR. 4	@	Ottawa	6-1	W	19-40-8	46
26	NOV. 30	@	Los Angeles	8-6	W	10-13-3	23	68	MAR. 6		PITTSBURGH	5-3	L	19-41-8	46
27	DEC. 1	@	Anaheim	5-2	L	10-14-3	23	69	MAR. 7		NY ISLANDERS	7-2	L	19-42-8	46
28	DEC. 3	@	San Jose	3-3	T	10-14-4	24	70	MAR. 11		VANCOUVER	8-4	L	19-43-8	46
29	DEC. 5		DETROIT	6-4	W	11-14-4	26	71	MAR. 12	@	Toronto	3-1	L	19-44-8	46
30	DEC. 6	@	Detroit	6-2	L	11-15-4	26	72	MAR. 16		ST. LOUIS	4-0	W	20-44-8	48
31	DEC. 8	@	Toronto	5-4	W	12-15-4	28	73	MAR. 19		DETROIT	4-2	W	21-44-8	50
32	DEC. 10		FLORIDA	5-2	L	12-16-4	28	74	MAR. 23		MONTREAL	3-1	W	22-44-8	52
33	DEC. 12		TORONTO	3-3	T	12-16-5	29	75	MAR. 25		SAN JOSE	8-3	L	22-45-8	52
34	DEC. 17	@	Vancouver	6-1	L	12-17-5	29	76	MAR. 27		NY RANGERS	3-1	W	23-45-8	54
35	DEC. 18	@	Calgary	5-4	L	12-18-5	29	77	MAR. 29	@	San Jose	9-4	L	23-46-8	54
36	DEC. 20		ANAHEIM	7-5	L	12-19-5	29	78	APR. 1	@	Vancouver	5-1	L	23-47-8	54
37	DEC. 23		QUEBEC	5-2	W	13-19-5	31	79	APR. 4		PHILADELPHIA	2-2	T	23-47-9	55
38	DEC. 27	@	Edmonton	6-0	L	13-20-5	31	80	APR. 6		EDMONTON	4-3	L	23-48-9	55
39	DEC. 29		CHICAGO	3-2	W	14-20-5	33	81	APR. 9		LOS ANGELES	4-3	W	24-48-9	57
40	DEC. 31		ST. LOUIS	2-1	W	15-20-5	35	82	APR. 10	@	Toronto	7-0	L	24-49-9	57
41	JAN. 2	@	Chicago	5-1	L	15-21-5	35	83	APR. 12	@	Washington	4-3	L	24-50-9	57
42	JAN. 5	@	Hartford	4-0	L	15-22-5	35	84	APR. 14	@	St. Louis	3-1	L	24-51-9	57



1994-95 WINNIPEG JETS

16-25-7 (39 points), 6th Central Division

PLAYER	GP	G	A	PTS	PIM
Alexei Zhamnov	48	30	35	65	20
Keith Tkachuk	48	22	29	51	152
Teemu Selanne	45	22	26	48	2
Nelson Emerson	48	14	23	37	26
Igor Korolev	45	8	22	30	10
Dallas Drake	43	8	18	26	30
Stephane Quintal	43	6	17	23	78
Teppo Numminen	42	5	16	21	16
Dave Manson	44	3	15	18	139
Thomas Steen	31	5	10	15	14
Darryl Shannon	40	5	9	14	48
Randy Gilhen	44	5	6	11	52
*Eddie Olczyk	13	2	8	10	8
*Mike Eastwood	13	3	6	9	4
Darrin Shannon	19	5	3	8	14
#Tie Domi	31	4	4	8	128
Kris King	48	4	2	6	85

PLAYER	GP	G	A	PTS	PIM
Neil Wilkinson	40	1	4	5	75
Michal Grosek	24	2	2	4	21
#Igor Ulanov	19	1	3	4	27
#Mike Eagles	27	2	1	3	40
Greg Brown	9	0	3	3	17
Rob Murray	10	0	2	2	2
Oleg Mikulchik	25	0	2	2	12
Craig Martin	20	0	1	1	19
Nikolai Khabibulin	26	0	1	1	4
Tim Cheveldae	30	0	1	1	2
Tavis Hansen	1	0	0	0	0
#Arto Blomsten	1	0	0	0	2
John LeBlanc	2	0	0	0	0
Luciano Borsato	4	0	0	0	0
Russ Romaniuk	6	0	0	0	0
Brent Thompson	29	0	0	0	78

GOALTENDER	GP	MIN	GAA	W-L-T	SO	GA	SA	SV%
Tim Cheveldae	30	1571	3.70	8-16-3	0	97	818	.881
Nikolai Khabibulin	26	1339	3.41	8-9-4	0	76	723	.895

* - Acquired during season # - Relocated during season

#	DATE	H/R	OPPONENT	SCORE	RES	RECORD	PTS	#	DATE	H/R	OPPONENT	SCORE	RES	RECORD	PTS
1	JAN. 20		CALGARY	3-3	T	0-0-1	1	25	MAR. 14		VANCOUVER	3-3	T	9-12-4	22
2	JAN. 21		ANAHEIM	4-3	L	0-1-1	1	26	MAR. 17	@	Calgary	8-4	L	9-13-4	22
3	JAN. 23		CHICAGO	5-3	W	1-1-1	3	27	MAR. 19		CHICAGO	3-2	L	9-14-4	22
4	JAN. 25	@	San Jose	4-0	L	1-2-1	3	28	MAR. 22	@	Detroit	6-3	L	9-15-4	22
5	JAN. 27	@	Anaheim	3-2	L	1-3-1	3	29	MAR. 24	@	Toronto	3-2	L	9-16-4	22
6	JAN. 28	@	Los Angeles	4-2	L	1-4-1	3	30	MAR. 25		TORONTO	3-3	T	9-16-5	23
7	FEB. 2		ST. LOUIS	5-4	L	1-5-1	3	31	MAR. 28	@	San Jose	6-5	L	9-17-5	23
8	FEB. 4		SAN JOSE	3-3	T	1-5-2	4	32	MAR. 30	@	Anaheim	3-1	L	9-18-5	23
9	FEB. 6	@	Calgary	5-4	W	2-5-2	6	33	APR. 1	@	Los Angeles	7-7	T	9-18-6	24
10	FEB. 8	@	Edmonton	3-3	T	2-5-3	7	34	APR. 5		CHICAGO	4-1	W	10-18-6	26
11	FEB. 9	@	Vancouver	5-1	L	2-6-3	7	35	APR. 7		VANCOUVER	7-4	W	11-18-6	28
12	FEB. 11	@	St. Louis	3-2	W	3-6-3	9	36	APR. 8	@	Toronto	4-3	L	11-19-6	28
13	FEB. 13	@	Dallas	7-4	W	4-6-3	11	37	APR. 11	@	St. Louis	7-5	L	11-20-6	28
14	FEB. 15		DETROIT	5-1	L	4-7-3	11	38	APR. 13		ST. LOUIS	5-2	W	12-20-6	30
15	FEB. 17		ST. LOUIS	4-3	L	4-8-3	11	39	APR. 15		TORONTO	5-1	W	13-20-6	32
16	FEB. 22	@	Vancouver	4-1	W	5-8-3	13	40	APR. 17		EDMONTON	6-5	L	13-21-7	32
17	FEB. 24		ANAHEIM	4-2	W	6-8-3	15	41	APR. 19	@	Detroit	5-5	T	13-21-7	33
18	FEB. 25	@	Toronto	5-2	L	6-9-3	15	42	APR. 21	@	Chicago	2-1	W	14-21-7	35
19	FEB. 28		DALLAS	4-0	L	6-10-3	15	43	APR. 23	@	Dallas	5-2	L	14-22-7	35
20	MAR. 2	@	Detroit	6-1	L	6-11-3	15	44	APR. 25		EDMONTON	5-3	L	14-23-7	35
21	MAR. 4		SAN JOSE	4-2	W	7-11-3	17	45	APR. 27		DETROIT	4-3	W	15-23-7	37
22	MAR. 5		CALGARY	3-2	W	8-11-3	19	46	APR. 29	@	Edmonton	5-1	W	16-23-7	39
23	MAR. 10		DALLAS	4-3	W	9-11-3	21	47	MAY 1	@	Chicago	3-2	L	16-24-7	39
24	MAR. 11		LOS ANGELES	4-2	L	9-12-3	21	48	MAY 2		LOS ANGELES	2-1	L	16-25-7	39



36-40-6 (78 points), 5th Central Division

1995-96 WINNIPEG JETS

PLAYER	GP	G	A	PTS	PIM
Keith Tkachuk	76	50	48	98	156
#Teemu Selanne	51	24	48	72	18
Alexei Zhamnov	58	22	37	59	65
Teppo Numminen	74	11	43	54	22
Igor Korolev	73	22	29	51	42
Eddie Olczyk	51	27	22	49	65
Dallas Drake	69	19	20	39	36
#Darren Turcotte	59	16	16	32	26
Dave Manson	82	7	23	30	205
*Norm Maciver	39	5	25	30	26
Mike Eastwood	80	14	14	28	20
Mike Stapleton	58	10	14	24	37
Darrin Shannon	63	5	18	23	28
Kris King	81	9	11	20	151
*Craig Janney	13	7	13	20	0
Deron Quint	51	5	13	18	22
Shane Doan	74	7	10	17	101
#Darryl Shannon	48	2	7	9	72
*Oleg Tverdovsky	31	0	8	8	6
Jim McKenzie	73	4	2	6	202
Jeff Finley	65	1	5	6	81

PLAYER	GP	G	A	PTS	PIM
Randy Gilhen	22	2	3	5	12
*Chad Kilger	29	2	3	5	12
#Neil Wilkinson	21	1	4	5	33
*Craig Muni	25	1	3	4	37
Iain Fraser	12	1	1	2	4
Jason Doig	15	1	1	2	28
Craig Mills	4	0	2	2	0
Brent Thompson	10	0	1	1	21
#Stewart Malgunas	29	0	1	1	32
*Tom Draper	1	0	0	0	0
Rob Murray	1	0	0	0	2
Scott Langkow	1	0	0	0	0
#Michal Grosek	1	0	0	0	0
*Dallas Eakins	2	0	0	0	0
#Ravil Gusmanov	4	0	0	0	0
*Dominic Roussel	7	0	0	0	2
*Denis Chasse	15	0	0	0	12
Ed Ronan	17	0	0	0	16
#Tim Cheveldae	30	0	0	0	0
Nikolai Khabibulin	53	0	0	0	12

GOALTENDER	GP	MIN	GAA	W-L-T	SO	GA	SA	SV%
Scott Langkow	1	6	0.00	0-0-0	0	0	2	1.000
Nikolai Khabibulin	53	2914	3.13	26-20-3	2	152	1656	.908
*Dominic Roussel	7	285	3.37	2-2-0	0	16	134	.881
#Tim Cheveldae	30	1695	3.93	8-18-3	0	111	948	.883
Tom Draper	1	34	5.29	0-0-0	0	3	14	.786

* - Acquired during season # - Relocated during season

#	DATE	H/R	OPPONENT	SCORE	RES	RECORD	PTS	#	DATE	H/R	OPPONENT	SCORE	RES	RECORD	PTS
1	OCT. 7		DALLAS	7-5	W	1-0-0	2	42	JAN. 10		BUFFALO	4-1	W	19-20-3	41
2	OCT. 9		ANAHEIM	4-3	W	2-0-0	4	43	JAN. 12		HARTFORD	3-2	L	19-21-3	41
3	OCT. 11	@	NY Rangers	6-4	L	2-1-0	4	44	JAN. 14		ANAHEIM	6-4	L	19-22-3	41
4	OCT. 12	@	New Jersey	4-1	L	2-2-0	4	45	JAN. 16	@	Washington	1-1	T	19-22-4	42
5	OCT. 15		DETROIT	5-5	T	2-2-1	5	46	JAN. 17	@	Toronto	4-2	W	20-22-4	44
6	OCT. 17		TAMPA BAY	5-2	W	3-2-1	7	47	JAN. 24		ST. LOUIS	6-5	L	20-23-4	44
7	OCT. 19		SAN JOSE	3-3	T	3-2-2	8	48	JAN. 27	@	Montreal	4-1	L	20-24-4	44
8	OCT. 22	@	Anaheim	6-2	L	3-3-2	8	49	JAN. 29	@	Dallas	2-1	W	21-24-4	46
9	OCT. 25	@	San Jose	6-1	W	4-3-2	10	50	FEB. 1	@	Colorado	6-4	L	21-25-4	46
10	OCT. 27	@	Edmonton	7-5	L	4-4-2	10	51	FEB. 4		VANCOUVER	4-2	L	21-26-4	46
11	OCT. 28	@	Vancouver	4-1	W	5-4-2	12	52	FEB. 8		OTTAWA	6-2	W	22-26-4	48
12	OCT. 30		DETROIT	3-2	W	6-4-2	14	53	FEB. 10	@	Calgary	3-2	W	23-26-4	50
13	NOV. 1		TORONTO	4-2	L	6-5-2	14	54	FEB. 13	@	Vancouver	5-4	L	23-27-4	50
14	NOV. 3		COLORADO	5-2	L	6-6-2	14	55	FEB. 16		PITTSBURGH	1-0	L	23-28-4	50
15	NOV. 5	@	Buffalo	4-3	W	7-6-2	16	56	FEB. 18	@	St. Louis	3-0	L	23-29-4	50
16	NOV. 10	@	St. Louis	3-2	L	7-7-2	16	57	FEB. 21		VANCOUVER	5-3	L	23-30-4	50
17	NOV. 14		CHICAGO	6-5	W	8-7-2	18	58	FEB. 23		CHICAGO	1-0	W	24-30-4	52
18	NOV. 17		NY RANGERS	6-3	W	9-7-2	20	59	FEB. 26		LOS ANGELES	4-3	W	25-30-4	54
19	NOV. 18	@	Toronto	2-1	L	9-8-2	20	60	FEB. 28		TORONTO	4-3	W	26-30-4	56
20	NOV. 21	@	Boston	5-4	L	9-9-2	20	61	MAR. 1	@	Hartford	5-2	W	27-30-4	58
21	NOV. 22	@	Ottawa	3-1	W	10-9-2	22	62	MAR. 3	@	NY Islanders	7-5	W	28-30-4	60
22	NOV. 26		EDMONTON	4-0	W	11-9-2	24	63	MAR. 5	@	Pittsburgh	9-4	L	28-31-4	60
23	NOV. 28		TORONTO	4-3	W	12-9-2	26	64	MAR. 7		FLORIDA	5-3	W	29-31-4	62
24	NOV. 30		ST. LOUIS	4-1	L	12-10-2	26	65	MAR. 9		NY ISLANDERS	4-2	L	29-32-4	62
25	DEC. 2		CHICAGO	2-2	T	12-10-3	27	66	MAR. 10		DETROIT	5-2	L	29-33-4	62
26	DEC. 3		CALGARY	5-2	W	13-10-3	29	67	MAR. 12	@	Detroit	5-2	L	29-34-4	62
27	DEC. 6	@	Los Angeles	6-3	L	13-11-3	29	68	MAR. 13	@	Toronto	3-3	T	29-34-5	63
28	DEC. 7	@	San Jose	5-3	L	13-12-3	29	69	MAR. 16	@	Philadelphia	3-0	L	29-35-5	63
29	DEC. 10		WASHINGTON	6-1	L	13-13-3	29	70	MAR. 20		SAN JOSE	7-1	L	29-36-5	63
30	DEC. 12		MONTREAL	6-5	L	13-14-3	29	71	MAR. 22		PHILADELPHIA	4-1	W	30-36-5	65
31	DEC. 15		EDMONTON	9-4	W	14-14-3	31	72	MAR. 24		COLORADO	5-2	L	30-37-5	65
32	DEC. 17	@	Chicago	3-1	L	14-15-3	31	73	MAR. 26	@	Dallas	8-2	W	31-37-5	67
33	DEC. 19	@	Tampa Bay	6-3	L	14-16-3	31	74	MAR. 27	@	Colorado	3-1	W	32-37-5	69
34	DEC. 21	@	Florida	6-1	L	14-17-3	31	75	MAR. 29	@	Edmonton	3-2	L	32-38-5	69
35	DEC. 23		ST. LOUIS	2-1	W	15-17-3	33	76	MAR. 31	@	Calgary	4-1	W	33-38-5	71
36	DEC. 28	@	Chicago	4-3	L	15-18-3	33	77	APR. 3		DALLAS	3-1	W	34-38-5	73
37	DEC. 29		NEW JERSEY	5-3	W	16-18-3	35	78	APR. 6		CALGARY	4-3	W	35-38-5	75
38	DEC. 31		BOSTON	5-3	L	16-19-3	35	79	APR. 8	@	St. Louis	2-2	T	35-38-6	76
39	JAN. 3	@	Los Angeles	5-4	W	17-19-3	37	80	APR. 10	@	Detroit	5-2	L	35-39-6	76
40	JAN. 5	@	Dallas	5-4	L	17-20-3	37	81	APR. 12		LOS ANGELES	5-3	W	36-39-6	78
41	JAN. 8	@	Detroit	6-4	W	18-20-3	39	82	APR. 14	@	Anaheim	5-2	L	36-40-6	78



1996-97 PHOENIX COYOTES

38-37-7 (83 points), 3rd Central Division

PLAYER	GP	G	A	PTS	PIM
Keith Tkachuk	81	52	34	86	228
Jeremy Roenick	72	29	40	69	115
Mike Gartner	82	32	31	63	38
Oleg Tverdovsky	82	10	45	55	30
Craig Janney	77	15	38	53	26
Cliff Ronning	69	19	32	51	26
Dallas Drake	63	17	19	36	52
Teppo Numminen	82	2	25	27	28
Darrin Shannon	82	11	13	24	41
Bob Corkum	80	9	11	20	40
#Dave Manson	66	3	17	20	164
Mike Stapleton	55	4	11	15	36
Deron Quint	27	3	11	14	4
Kris King	81	3	11	14	185
Norm Maciver	32	4	9	13	24
Shane Doan	63	4	8	12	49
Igor Korolev	41	3	7	10	28
Jim Johnson	55	3	7	10	74
Jeff Finley	65	3	7	10	40

PLAYER	GP	G	A	PTS	PIM
Jim McKenzie	65	5	3	8	200
Chad Kilger	24	4	3	7	13
*Jayson More	23	1	6	7	37
Brad McCrimmon	37	1	5	6	18
#Mike Eastwood	33	1	3	4	4
*Gerald Diduck	11	1	2	3	23
Nikolai Khabibulin	72	0	3	3	16
Jocelyn Lemieux	2	1	0	1	0
Darcy Wakaluk	16	0	1	1	4
Parris Duffus	1	0	0	0	0
Jason Simon	1	0	0	0	0
Brent Thompson	1	0	0	0	7
Tavis Hansen	1	0	0	0	0
*Pat Jablonski	2	0	0	0	0
Kevin Dahl	2	0	0	0	0
Juha Ylonen	2	0	0	0	0
#Dallas Eakins	4	0	0	0	10
Mike Hudson	7	0	0	0	2
*Murray Baron	8	0	0	0	4

GOALTENDER	GP	MIN	GAA	W-L-T	SO	GA	SA	SV%
Nikolai Khabibulin	72	4091	2.83	30-33-6	7	193	2094	.908
Darcy Wakaluk	16	782	2.99	8-3-1	1	39	386	.899
*Pat Jablonski	2	59	2.03	0-1-0	0	2	24	.917
Parris Duffus	1	29	2.07	0-0-0	0	1	8	.875

* - Acquired during season # - Relocated during season

#	DATE	H/R	OPPONENT	SCORE	RES	RECORD	PTS	#	DATE	H/R	OPPONENT	SCORE	RES	RECORD	PTS
1	OCT. 5	@	Hartford	1-0	L	0-1-0	0	42	JAN. 9		DETROIT	5-4	L	18-20-4	40
2	OCT. 7	@	Boston	5-2	W	1-1-0	2	43	JAN. 10	@	Dallas	4-3	W	19-20-4	42
3	OCT. 10		SAN JOSE	4-1	W	2-1-0	4	44	JAN. 12		BUFFALO	3-2	L	19-21-4	42
4	OCT. 12		ANAHEIM	4-2	W	3-1-0	6	45	JAN. 13	@	San Jose	5-4	L	19-22-4	42
5	OCT. 14		EDMONTON	6-3	L	3-2-0	6	46	JAN. 15		ST. LOUIS	4-1	L	19-23-4	42
6	OCT. 18		PHILADELPHIA	3-1	L	3-3-0	6	47	JAN. 23		ANAHEIM	6-3	W	20-23-4	44
7	OCT. 20		FLORIDA	1-1	T	3-3-1	7	48	JAN. 25		VANCOUVER	4-0	W	21-23-4	46
8	OCT. 22		ST. LOUIS	2-1	L	3-4-1	7	49	JAN. 28	@	Philadelphia	4-1	L	21-24-4	46
9	OCT. 26	@	Toronto	5-2	L	3-5-1	7	50	JAN. 29	@	Detroit	3-0	W	22-24-4	48
10	OCT. 28	@	Montreal	5-4	W	4-5-1	9	51	FEB. 1	@	Pittsburgh	4-1	L	22-25-4	48
11	OCT. 30	@	Edmonton	4-1	L	4-6-1	9	52	FEB. 4		TAMPA BAY	2-0	L	22-26-4	48
12	NOV. 1	@	Calgary	3-2	W	5-6-1	11	53	FEB. 6		CHICAGO	3-2	W	23-26-4	50
13	NOV. 3		MONTREAL	4-4	T	5-6-2	12	54	FEB. 8		DALLAS	5-4	L	23-27-4	50
14	NOV. 6		DALLAS	3-2	L	5-7-2	12	55	FEB. 10	@	St. Louis	4-2	W	24-27-4	52
15	NOV. 8		COLORADO	4-1	L	5-8-2	12	56	FEB. 12	@	Dallas	5-0	W	25-27-4	54
16	NOV. 14		HARTFORD	2-1	L	5-9-2	12	57	FEB. 13		COLORADO	3-2	L	25-28-4	54
17	NOV. 16		TORONTO	3-2	W	6-9-2	14	58	FEB. 15		BOSTON	5-4	W	26-28-4	56
18	NOV. 18		DETROIT	2-2	T	6-9-3	15	59	FEB. 18		LOS ANGELES	6-1	W	27-28-4	58
19	NOV. 20	@	Colorado	6-0	L	6-10-3	15	60	FEB. 22	@	Anaheim	4-2	L	27-29-4	58
20	NOV. 21	@	St. Louis	4-3	L	6-11-3	15	61	FEB. 24		DETROIT	5-3	L	27-30-4	58
21	NOV. 23		NY ISLANDERS	3-3	T	6-11-4	16	62	FEB. 26	@	Calgary	5-2	W	28-30-4	60
22	NOV. 26		NY RANGERS	3-1	L	6-12-4	16	63	FEB. 27	@	Vancouver	6-2	L	28-31-4	60
23	NOV. 28		NEW JERSEY	4-3	W	7-12-4	18	64	MAR. 2		CHICAGO	4-0	L	28-32-4	60
24	NOV. 30		CALGARY	3-1	W	8-12-4	20	65	MAR. 5	@	Florida	3-0	W	29-32-4	62
25	DEC. 3		LOS ANGELES	4-1	L	8-13-4	20	66	MAR. 6	@	Tampa Bay	5-0	W	30-32-4	64
26	DEC. 5	@	St. Louis	3-0	W	9-13-4	22	67	MAR. 8	@	Chicago	2-0	W	31-32-4	66
27	DEC. 7	@	New Jersey	4-3	W	10-13-4	24	68	MAR. 10		OTTAWA	4-1	L	31-33-4	66
28	DEC. 9	@	NY Rangers	5-2	L	10-14-4	24	69	MAR. 12		PITTSBURGH	5-5	T	31-33-5	67
29	DEC. 10	@	NY Islanders	8-2	L	10-15-4	24	70	MAR. 14	@	San Jose	4-1	W	32-33-5	69
30	DEC. 13	@	Ottawa	4-2	W	11-15-4	26	71	MAR. 17		ST. LOUIS	3-2	W	33-33-5	71
31	DEC. 14	@	Toronto	5-3	W	12-15-4	28	72	MAR. 19	@	Dallas	7-2	L	33-34-5	71
32	DEC. 17		WASHINGTON	4-3	W	13-15-4	30	73	MAR. 20	@	Chicago	4-2	W	34-34-5	73
33	DEC. 20		TORONTO	5-2	W	14-15-4	32	74	MAR. 22	@	Toronto	3-0	W	35-34-5	75
34	DEC. 22		CALGARY	7-2	L	14-16-4	32	75	MAR. 27		TORONTO	1-1	T	35-34-6	76
35	DEC. 23	@	Anaheim	2-1	W	15-16-4	34	76	MAR. 29		EDMONTON	3-1	L	35-35-6	76
36	DEC. 26	@	Los Angeles	5-2	L	15-17-4	34	77	APR. 1		SAN JOSE	7-1	W	36-35-6	78
37	DEC. 27		VANCOUVER	7-4	W	16-17-4	36	78	APR. 3	@	Los Angeles	5-4	W	37-35-6	80
38	DEC. 30	@	Detroit	5-3	W	17-17-4	38	79	APR. 6	@	Colorado	2-1	L	37-36-6	80
39	JAN. 2	@	Chicago	4-2	W	18-17-4	40	80	APR. 7		DALLAS	2-2	T	37-36-7	81
40	JAN. 3	@	Washington	3-0	L	18-18-4	40	81	APR. 9	@	Vancouver	6-4	L	37-37-7	81
41	JAN. 5	@	Buffalo	5-1	L	18-19-4	40	82	APR. 11	@	Edmonton	6-2	W	38-37-7	83



35-35-12 (82 points), 4th Central Division

1997-98 PHOENIX COYOTES

PLAYER	GP	G	A	PTS	PIM
Keith Tkachuk	69	40	26	66	147
Jeremy Roenick	79	24	32	56	103
Cliff Ronning	80	11	44	55	36
Craig Janney	68	10	43	53	12
Teppo Numminen	82	11	40	51	30
Rick Tocchet	68	26	19	45	157
Dallas Drake	60	11	29	40	71
Mike Gartner	60	12	15	27	24
Bob Corkum	76	12	9	21	28
Oleg Tverdovsky	46	7	12	19	12
Gerald Diduck	78	8	10	18	118
Brad Isbister	66	9	8	17	102
John Slaney	55	3	14	17	24
Darrin Shannon	58	2	12	14	26
Juha Ylonen	55	1	11	12	10
Shane Doan	33	5	6	11	35
Deron Quint	32	4	7	11	16
#Jayson More	41	5	5	10	53
Mike Stapleton	64	5	5	10	36

PLAYER	GP	G	A	PTS	PIM
Norm Maciver	41	2	6	8	38
Jim McKenzie	64	3	4	7	146
*Keith Carney	20	1	6	7	18
Michel Petit	32	4	2	6	77
Jocelyn Lemieux	30	3	3	6	27
Murray Baron	45	1	5	6	106
Jim Johnson	16	2	1	3	18
*Mark Janssens	7	1	2	3	4
Nikolai Khabibulin	70	0	2	2	22
Daniel Briere	5	1	0	1	2
Jason Doig	4	0	1	1	12
Sean Gagnon	5	0	1	1	14
#Chad Kilger	10	0	1	1	4
Jeff Christian	1	0	0	0	0
Brad Tiley	1	0	0	0	0
Scott Levins	2	0	0	0	5
Scott Langkow	3	0	0	0	0
Jimmy Waite	17	0	0	0	2
*Jim Cummins	20	0	0	0	47

GOALTENDER	GP	MIN	GAA	W-L-T	SO	GA	SA	SV%
Jimmy Waite	17	793	2.12	5-6-1	1	28	322	.913
Nikolai Khabibulin	70	4026	2.74	30-28-10	4	184	1835	.900
Scott Langkow	3	137	4.38	0-1-1	0	10	60	.833

* - Acquired during season # - Relocated during season

#	DATE	H/R	OPPONENT	SCORE	RES	RECORD	PTS	#	DATE	H/R	OPPONENT	SCORE	RES	RECORD	PTS
1	OCT. 1		CHICAGO	6-2	W	1-0-0	2	42	JAN. 3		NY ISLANDERS	2-1	W	19-16-7	45
2	OCT. 3	@	St. Louis	7-2	L	1-1-0	2	43	JAN. 6	@	Detroit	2-0	L	19-17-7	45
3	OCT. 5	@	Philadelphia	2-1	W	2-1-0	4	44	JAN. 8	@	Boston	5-2	L	19-18-7	45
4	OCT. 8		BOSTON	3-2	L	2-2-0	4	45	JAN. 9	@	Chicago	4-2	W	20-18-7	47
5	OCT. 11	@	Colorado	3-3	T	2-2-1	5	46	JAN. 11		OTTAWA	4-4	T	20-18-8	48
6	OCT. 13		CHICAGO	2-1	W	3-2-1	7	47	JAN. 14		FLORIDA	3-2	W	21-18-8	50
7	OCT. 19		SAN JOSE	5-3	W	4-2-1	9	48	JAN. 20	@	Edmonton	6-2	L	21-19-8	50
8	OCT. 21		ANAHEIM	4-3	L	4-3-1	9	49	JAN. 21	@	Vancouver	6-1	W	22-19-8	52
9	OCT. 23		WASHINGTON	3-3	T	4-3-2	10	50	JAN. 24		EDMONTON	5-2	L	22-20-8	52
10	OCT. 26		BUFFALO	6-1	W	5-3-2	12	51	JAN. 26		VANCOUVER	4-2	W	23-20-8	54
11	OCT. 29	@	Edmonton	3-2	L	5-4-2	12	52	JAN. 28	@	Detroit	4-4	T	23-20-9	55
12	OCT. 30	@	Calgary	4-2	L	5-5-2	12	53	JAN. 30	@	Buffalo	3-3	T	23-20-10	56
13	NOV. 2		CALGARY	3-1	W	6-5-2	14	54	JAN. 31	@	Toronto	5-2	W	24-20-10	58
14	NOV. 5	@	Montreal	4-2	L	6-6-2	14	55	FEB. 3		CHICAGO	4-2	L	24-21-10	58
15	NOV. 6	@	Ottawa	4-1	L	6-7-2	14	56	FEB. 5		PHILADELPHIA	6-2	L	24-22-10	58
16	NOV. 8	@	Toronto	3-0	W	7-7-2	16	57	FEB. 7		NY RANGERS	1-1	T	24-22-11	59
17	NOV. 11		TAMPA BAY	5-2	W	8-7-2	18	58	FEB. 25		COLORADO	4-2	L	24-23-11	59
18	NOV. 13		MONTREAL	5-2	L	8-8-2	18	59	FEB. 26	@	Colorado	3-0	L	24-24-11	59
19	NOV. 15	@	San Jose	3-2	W	9-8-2	20	60	FEB. 28	@	Dallas	4-0	L	24-25-11	59
20	NOV. 17		EDMONTON	6-3	W	10-8-2	22	61	MAR. 2		DETROIT	3-1	L	24-26-11	59
21	NOV. 20	@	Vancouver	4-2	L	10-9-2	22	62	MAR. 6		CAROLINA	5-4	L	24-27-11	59
22	NOV. 22		TORONTO	2-0	W	11-9-2	24	63	MAR. 8	@	Dallas	1-1	T	24-27-12	60
23	NOV. 25		ST. LOUIS	3-2	W	12-9-2	26	64	MAR. 10		LOS ANGELES	4-3	L	24-28-12	60
24	NOV. 27		DALLAS	4-1	L	12-10-2	26	65	MAR. 12		DALLAS	5-4	W	25-28-12	62
25	NOV. 29	@	Dallas	5-2	L	12-11-2	26	66	MAR. 14	@	St. Louis	2-0	W	26-28-12	64
26	DEC. 1	@	Florida	3-2	W	13-11-2	28	67	MAR. 16	@	Washington	2-1	L	26-29-12	64
27	DEC. 3	@	Tampa Bay	2-1	L	13-12-2	28	68	MAR. 19		COLORADO	4-3	L	26-30-12	64
28	DEC. 5	@	Carolina	2-2	T	13-12-3	29	69	MAR. 21	@	Los Angeles	3-2	L	26-31-12	64
29	DEC. 6	@	NY Islanders	4-0	L	13-13-3	29	70	MAR. 22		SAN JOSE	3-1	W	27-31-12	66
30	DEC. 8	@	NY Rangers	3-1	L	13-14-3	29	71	MAR. 24		TORONTO	4-2	W	28-31-12	68
31	DEC. 10	@	Chicago	3-3	T	13-14-4	30	72	MAR. 28		NEW JERSEY	3-0	L	28-32-12	68
32	DEC. 12		PITTSBURGH	2-2	T	13-14-5	31	73	APR. 1	@	Anaheim	5-1	W	29-32-12	70
33	DEC. 14		DETROIT	3-3	T	13-14-6	32	74	APR. 3		ANAHEIM	6-3	W	30-32-12	72
34	DEC. 17		VANCOUVER	5-1	L	13-15-6	32	75	APR. 5	@	New Jersey	3-2	L	30-33-12	72
35	DEC. 19	@	Anaheim	6-2	W	14-15-6	34	76	APR. 7	@	Pittsburgh	2-1	W	31-33-12	74
36	DEC. 20		TORONTO	3-2	L	14-16-6	34	77	APR. 9	@	Detroit	5-1	L	31-34-12	74
37	DEC. 23		CALGARY	2-2	T	14-16-7	35	78	APR. 11	@	St. Louis	4-3	W	32-34-12	76
38	DEC. 26	@	San Jose	4-0	W	15-16-7	37	79	APR. 12	@	Chicago	2-1	W	33-34-12	78
39	DEC. 27	@	Los Angeles	4-2	W	16-16-7	39	80	APR. 14		DETROIT	2-1	W	34-34-12	80
40	DEC. 29	@	Calgary	5-3	W	17-16-7	41	81	APR. 16		DALLAS	3-2	W	35-34-12	82
41	JAN. 1		LOS ANGELES	4-0	W	18-16-7	43	82	APR. 18		ST. LOUIS	5-4	L	35-35-12	82



1998-99 PHOENIX COYOTES

39-31-12 (90 points), 2nd Pacific Division

PLAYER	GP	G	A	PTS	PIM
Jeremy Roenick	78	24	48	72	130
Keith Tkachuk	68	36	32	68	151
Rick Tocchet	81	26	30	56	147
Greg Adams	75	19	24	43	26
Teppo Numminen	82	10	30	40	30
Dallas Drake	53	9	22	31	65
Jyrki Lumme	60	7	21	28	34
Oleg Tverdovsky	82	7	18	25	32
Juha Ylonen	59	6	17	23	20
Daniel Briere	64	8	14	22	30
Shane Doan	79	6	16	22	54
Bob Corkum	77	9	10	19	17
Mike Stapleton	76	9	9	18	34
Keith Carney	82	2	14	16	62
*Robert Reichel	13	7	6	13	4
Deron Quint	60	5	8	13	20
#Brad Isbister	32	4	4	8	46
Jim Cummins	55	1	7	8	190
#Cliff Ronning	7	2	5	7	2
*J.J. Daigneault	35	0	7	7	32
Mike Sullivan	63	2	4	6	24

PLAYER	GP	G	A	PTS	PIM
Trevor Letowski	14	2	2	4	2
Tavis Hansen	20	2	1	3	12
Rob Murray	13	1	2	3	4
*Stephen Leach	22	1	1	2	37
Gerald Diduck	44	0	2	2	72
#Jason Doig	9	0	1	1	10
*Jamie Huscroft	11	0	1	1	27
*Stan Neckar	11	0	1	1	10
Andrei Vasilyev	1	0	0	0	0
#J.F. Jomphe	1	0	0	0	2
Scott Langkow	1	0	0	0	0
Joe Dziedzic	2	0	0	0	0
Sean Gagnon	2	0	0	0	7
Robert Esche	3	0	0	0	0
*Mikhail Shtalenkov	4	0	0	0	0
*Brian Noonan	7	0	0	0	0
Brad Tiley	8	0	0	0	0
#Bryan Helmer	11	0	0	0	23
Louie DeBrusk	15	0	0	0	34
Jimmy Waite	16	0	0	0	2
Nikolai Khabibulin	63	0	0	0	8

GOALTENDER	GP	MIN	GAA	W-L-T	SO	GA	SA	SV%
Nikolai Khabibulin	63	3657	2.13	32-23-7	8	130	1681	.923
*Mikhail Shtalenkov	4	243	2.22	1-2-1	0	9	104	.913
Jimmy Waite	16	898	2.74	6-5-4	1	41	390	.895
Robert Esche	3	130	3.23	0-1-0	0	7	50	.860
Scott Langkow	1	35	5.14	0-0-0	0	3	17	.824

* - Acquired during season # - Relocated during season

#	DATE	H/R	OPPONENT	SCORE	RES	RECORD	PTS	#	DATE	H/R	OPPONENT	SCORE	RES	RECORD	PTS
1	OCT. 11		OTTAWA	4-1	L	0-1-0	0	42	JAN. 21		ANAHEIM	3-3	T	24-11-7	55
2	OCT. 15		COLORADO	5-2	W	1-1-0	2	43	JAN. 26	@	Buffalo	1-1	T	24-11-8	56
3	OCT. 19		BOSTON	3-1	W	2-1-0	4	44	JAN. 28	@	Philadelphia	4-2	L	24-12-8	56
4	OCT. 22	@	Dallas	2-1	L	2-2-0	4	45	JAN. 29	@	NY Islanders	4-4	T	24-12-9	57
5	OCT. 25	@	Anaheim	2-2	T	2-2-1	5	46	JAN. 31	@	Nashville	5-1	W	25-12-9	59
6	OCT. 26	@	Colorado	5-1	W	3-2-1	7	47	FEB. 2		CALGARY	2-2	T	25-12-10	60
7	OCT. 28	@	San Jose	4-2	W	4-2-1	9	48	FEB. 4		SAN JOSE	3-1	W	26-12-10	62
8	NOV. 1	@	Los Angeles	3-0	W	5-2-1	11	49	FEB. 6		CHICAGO	3-0	W	27-12-10	64
9	NOV. 6		DETROIT	3-1	W	6-2-1	13	50	FEB. 8		SAN JOSE	3-0	L	27-13-10	64
10	NOV. 10		COLORADO	1-1	T	6-2-2	14	51	FEB. 10		LOS ANGELES	3-0	W	28-13-10	66
11	NOV. 11	@	Dallas	2-0	W	7-2-2	16	52	FEB. 13	@	Colorado	4-1	W	29-13-10	68
12	NOV. 14		TAMPA BAY	4-1	W	8-2-2	18	53	FEB. 14		ANAHEIM	5-1	L	29-14-10	68
13	NOV. 18		VANCOUVER	4-2	W	9-2-2	20	54	FEB. 16		PHILADELPHIA	4-1	L	29-15-10	68
14	NOV. 20	@	San Jose	2-1	W	10-2-2	22	55	FEB. 19	@	Tampa Bay	4-2	L	29-16-10	68
15	NOV. 21		EDMONTON	3-2	W	11-2-2	24	56	FEB. 20	@	Florida	7-1	L	29-17-10	68
16	NOV. 24		CHICAGO	3-2	W	12-2-2	26	57	FEB. 22	@	Pittsburgh	4-1	L	29-18-10	68
17	NOV. 26		NEW JERSEY	3-2	W	13-2-2	28	58	FEB. 24	@	Washington	2-1	W	30-18-10	70
18	NOV. 28	@	Los Angeles	4-0	W	14-2-2	30	59	FEB. 26	@	NY Rangers	3-0	L	30-19-10	70
19	DEC. 2	@	Edmonton	4-3	L	14-3-2	30	60	FEB. 28	@	New Jersey	4-1	L	30-20-10	70
20	DEC. 5	@	Calgary	3-2	W	15-3-2	32	61	MAR. 2	@	Boston	3-2	L	30-21-10	70
21	DEC. 6	@	Vancouver	3-3	T	15-3-3	33	62	MAR. 5		DETROIT	7-2	L	30-22-10	70
22	DEC. 9		MONTREAL	4-2	W	16-3-3	35	63	MAR. 7		NASHVILLE	4-3	W	31-22-10	72
23	DEC. 12	@	Ottawa	2-0	W	17-3-3	37	64	MAR. 9	@	San Jose	4-2	L	31-23-10	72
24	DEC. 14	@	Montreal	2-2	T	17-3-4	38	65	MAR. 11		VANCOUVER	3-0	L	31-24-10	72
25	DEC. 16	@	Tampa Bay	5-2	L	17-4-4	38	66	MAR. 13		ANAHEIM	1-0	W	32-24-10	74
26	DEC. 17	@	St. Louis	3-2	L	17-5-4	38	67	MAR. 15		CAROLINA	5-5	T	32-24-11	75
27	DEC. 20		NY ISLANDERS	4-2	W	18-5-4	40	68	MAR. 17	@	Detroit	4-3	W	33-24-11	77
28	DEC. 22	@	Detroit	6-2	W	19-5-4	42	69	MAR. 18	@	St. Louis	2-2	T	33-24-12	78
29	DEC. 23	@	Chicago	4-3	L	19-6-4	42	70	MAR. 21		LOS ANGELES	4-1	W	34-24-12	80
30	DEC. 26	@	Los Angeles	2-1	W	20-6-4	44	71	MAR. 23		DALLAS	3-2	L	34-25-12	80
31	DEC. 28		LOS ANGELES	4-2	L	20-7-4	44	72	MAR. 25		WASHINGTON	4-2	W	35-25-12	82
32	DEC. 30		NY RANGERS	3-1	W	21-7-4	46	73	MAR. 27		CALGARY	2-1	W	36-25-12	84
33	JAN. 1		DALLAS	2-1	L	21-8-4	46	74	MAR. 29	@	Vancouver	1-0	L	36-26-12	84
34	JAN. 5		FLORIDA	2-2	T	21-8-5	47	75	MAR. 30	@	Edmonton	7-4	W	37-26-12	86
35	JAN. 7		EDMONTON	7-1	L	21-9-5	47	76	APR. 1	@	Calgary	4-1	W	38-26-12	88
36	JAN. 8	@	Anaheim	4-1	L	21-10-5	47	77	APR. 6		SAN JOSE	1-0	L	38-27-12	88
37	JAN. 11		BUFFALO	1-0	W	22-10-5	49	78	APR. 9		NASHVILLE	4-3	L	38-28-12	88
38	JAN. 13		PITTSBURGH	5-3	W	23-10-5	51	79	APR. 11	@	Anaheim	3-0	L	38-29-12	88
39	JAN. 15	@	Nashville	2-0	L	23-11-5	51	80	APR. 14	@	Dallas	4-2	L	38-30-12	88
40	JAN. 17	@	Chicago	1-1	T	23-11-6	52	81	APR. 15		ST. LOUIS	6-4	L	38-31-12	88
41	JAN. 19		ST. LOUIS	4-2	W	24-11-6	54	82	APR. 17		DALLAS	2-0	W	39-31-12	90



39-31-8-4 (90 points), 3rd Pacific Division

1999-00 PHOENIX COYOTES

PLAYER	GP	G	A	PTS	PIM
Jeremy Roenick	75	34	44	78	102
Shane Doan	81	26	25	51	66
Travis Green	78	25	21	46	45
Greg Adams	69	19	27	46	14
Dallas Drake	79	15	30	45	62
Keith Tkachuk	50	22	21	43	82
Teppo Numminen	79	8	34	42	16
Jyrki Lumme	74	8	32	40	44
Trevor Letowski	82	19	20	39	20
#Rick Tocchet	64	12	17	29	67
Juha Ylonen	76	6	23	29	12
Mika Alatalo	82	10	17	27	36
Keith Carney	82	4	20	24	87
Mike Sullivan	79	5	10	15	10
Benoit Hogue	27	3	10	13	10
#Deron Quint	50	3	7	10	22
Stan Neckar	66	2	8	10	36

PLAYER	GP	G	A	PTS	PIM
*Lyle Odelein	16	1	7	8	19
Louie DeBrusk	61	4	3	7	78
#Todd Gill	41	1	6	7	30
J.J. Daigneault	53	1	6	7	22
*Mikael Renberg	10	2	4	6	2
Radoslav Suchy	60	0	6	6	16
#Mikhail Shtalenkov	15	0	3	3	2
Daniel Briere	13	1	1	2	0
David Oliver	9	1	0	1	2
Jean-Guy Trudel	1	0	0	0	0
Wyatt Smith	2	0	0	0	0
Kevin Sawyer	3	0	0	0	12
Tavis Hansen	5	0	0	0	0
Robert Esche	8	0	0	0	4
*Chris Joseph	9	0	0	0	0
Bob Essensa	30	0	0	0	0
*Sean Burke	35	0	0	0	10

GOALTENDER	GP	MIN	GAA	W-L-T	SO	GA	SA	SV%
#Mikhail Shtalenkov	15	904	2.39	7-6-2	2	36	370	.903
*Sean Burke	35	2074	2.55	17-14-3	3	88	1022	.914
Bob Essensa	30	1573	2.78	13-10-3	1	73	719	.898
Robert Esche	8	408	3.38	2-5-0	0	23	215	.893

* - Acquired during season # - Relocated during season

#	DATE	H/R	OPPONENT	SCORE	RES	RECORD	PTS	#	DATE	H/R	OPPONENT	SCORE	RES	RECORD	PTS
1	OCT. 2	@	St. Louis	2-1	W	1-0-0-0	2	42	JAN. 10	@	NY Islanders	2-2	T	22-15-5-0	49
2	OCT. 5		ANAHEIM	4-0	W	2-0-0-0	4	43	JAN. 12		PITTSBURGH	3-1	W	23-15-5-0	51
3	OCT. 8	@	Chicago	3-3	T	2-0-1-0	5	44	JAN. 15		ANAHEIM	4-2	W	24-15-5-0	53
4	OCT. 10	@	NY Rangers	4-2	L	2-1-1-0	5	45	JAN. 17	@	Colorado	2-0	L	24-16-5-0	53
5	OCT. 11	@	Buffalo	2-2	T	2-1-2-0	6	46	JAN. 18	@	Nashville	4-4	T	24-16-6-0	54
6	OCT. 14		OTTAWA	4-3	W	3-1-2-0	8	47	JAN. 20		BUFFALO	2-1	W	25-16-6-0	56
7	OCT. 16		BOSTON	2-1	W	4-1-2-0	10	48	JAN. 23		SAN JOSE	3-2	W	26-16-6-0	58
8	OCT. 22	@	Los Angeles	6-3	W	5-1-2-0	12	49	JAN. 27	@	Carolina	4-2	W	27-16-6-0	60
9	OCT. 23		WASHINGTON	2-2	T	5-1-3-0	13	50	JAN. 28	@	Washington	3-2	OL	27-16-6-1	61
10	OCT. 26	@	Edmonton	3-1	L	5-2-3-0	13	51	JAN. 31		DETROIT	5-3	W	28-16-6-1	63
11	OCT. 28	@	Vancouver	4-1	W	6-2-3-0	15	52	FEB. 1	@	San Jose	1-0	W	29-16-6-1	65
12	OCT. 30	@	Colorado	5-3	W	7-2-3-0	17	53	FEB. 3		DALLAS	2-0	L	29-17-6-1	65
13	OCT. 31	@	Anaheim	3-0	W	8-2-3-0	19	54	FEB. 9		LOS ANGELES	5-2	L	29-18-6-1	65
14	NOV. 3	@	San Jose	6-3	L	8-3-3-0	19	55	FEB. 12		CALGARY	4-3	W	30-18-6-1	67
15	NOV. 5		DALLAS	6-4	L	8-4-3-0	19	56	FEB. 14		DETROIT	3-1	L	30-19-6-1	67
16	NOV. 10		EDMONTON	5-4	W	9-4-3-0	21	57	FEB. 18	@	Dallas	4-3	W	31-19-6-1	69
17	NOV. 12		VANCOUVER	3-2	L	9-5-3-0	21	58	FEB. 20		ATLANTA	4-2	W	32-19-6-1	71
18	NOV. 14		LOS ANGELES	3-2	L	9-6-3-0	21	59	FEB. 22	@	Montreal	1-0	L	32-20-6-1	71
19	NOV. 16		CALGARY	2-1	W	10-6-3-0	23	60	FEB. 23	@	Toronto	5-3	L	32-21-6-1	71
20	NOV. 18	@	Los Angeles	3-2	W	11-6-3-0	25	61	FEB. 25	@	Calgary	3-3	T	32-21-7-1	72
21	NOV. 20		CHICAGO	3-1	W	12-6-3-0	27	62	FEB. 27	@	Vancouver	2-1	L	32-22-7-1	72
22	NOV. 25		NEW JERSEY	4-2	W	13-6-3-0	29	63	MAR. 1		CAROLINA	7-5	W	33-22-7-1	74
23	NOV. 26		COLORADO	7-0	W	14-6-3-0	31	64	MAR. 3		DALLAS	4-1	L	33-23-7-1	74
24	NOV. 28	@	Detroit	4-3	W	15-6-3-0	33	65	MAR. 5	@	Chicago	7-3	L	33-24-7-1	74
25	NOV. 30	@	Nashville	6-3	W	16-6-3-0	35	66	MAR. 7	@	St. Louis	4-0	L	33-25-7-1	74
26	DEC. 2		TAMPA BAY	3-1	W	17-6-3-0	37	67	MAR. 9		NY ISLANDERS	5-0	W	34-25-7-1	76
27	DEC. 4		ANAHEIM	2-1	L	17-7-3-0	37	68	MAR. 11		VANCOUVER	5-0	W	35-25-7-1	78
28	DEC. 6	@	Dallas	3-2	W	18-7-3-0	39	69	MAR. 13		PHILADELPHIA	4-1	L	35-26-7-1	78
29	DEC. 8		FLORIDA	6-1	L	18-8-3-0	39	70	MAR. 15		ST. LOUIS	5-3	L	35-27-7-1	78
30	DEC. 11	@	Pittsburgh	4-2	L	18-9-3-0	39	71	MAR. 17		NASHVILLE	4-3	OL	35-27-7-2	79
31	DEC. 13	@	Boston	2-0	L	18-10-3-0	39	72	MAR. 21		CHICAGO	3-0	L	35-28-7-2	79
32	DEC. 16	@	Philadelphia	5-3	L	18-11-3-0	39	73	MAR. 23		COLORADO	4-2	L	35-29-7-2	79
33	DEC. 19		SAN JOSE	4-3	W	19-11-3-0	41	74	MAR. 24	@	San Jose	5-1	L	35-30-7-2	79
34	DEC. 21		ST. LOUIS	6-0	L	19-12-3-0	41	75	MAR. 26	@	Anaheim	4-3	OL	35-30-7-3	80
35	DEC. 22	@	Anaheim	8-2	W	20-12-3-0	43	76	MAR. 29	@	Atlanta	3-2	W	36-30-7-3	82
36	DEC. 26	@	Los Angeles	3-2	W	21-12-3-0	45	77	MAR. 31	@	Calgary	3-1	W	37-30-7-3	84
37	DEC. 28		NY RANGERS	2-2	T	21-12-4-0	46	78	APR. 1	@	Edmonton	4-3	OL	37-30-7-4	85
38	JAN. 1		EDMONTON	5-4	L	21-13-4-0	46	79	APR. 3		LOS ANGELES	2-1	W	38-30-7-4	87
39	JAN. 4	@	Detroit	5-2	W	22-13-4-0	48	80	APR. 5		NASHVILLE	3-2	W	39-30-7-4	89
40	JAN. 6	@	Ottawa	5-2	L	22-14-4-0	48	81	APR. 7		SAN JOSE	3-1	L	39-31-7-4	89
41	JAN. 8	@	New Jersey	4-3	L	22-15-4-0	48	82	APR. 9	@	Dallas	2-2	T	39-31-8-4	90

*Records for '99-00 are "adjusted" to reflect overtime losses instead of regulation ties.



2000-01 PHOENIX COYOTES

35-27-17-3 (90 points), 4th Pacific Division

PLAYER	GP	G	A	PTS	PIM
Jeremy Roenick	80	30	46	76	114
#Keith Tkachuk	64	29	42	71	108
Shane Doan	76	26	37	63	89
Joé Juneau	69	10	23	33	28
Landon Wilson	70	18	13	31	92
Teppo Numminen	72	5	26	31	36
Travis Green	69	13	15	28	63
Claude Lemieux	46	10	16	26	58
Brad May	62	11	14	25	107
Jyrki Lumme	58	4	21	25	44
Juha Ylonen	69	9	14	23	38
Trevor Letowski	77	7	15	22	32
Mika Alatalo	70	7	12	19	22
Ossi Vaananen	81	4	12	16	90
Keith Carney	82	2	14	16	86
Daniel Briere	30	11	4	15	12
Wyatt Smith	42	3	7	10	13

PLAYER	GP	G	A	PTS	PIM
Radoslav Suchy	72	0	10	10	22
Mike Sullivan	72	5	4	9	16
*Michal Handzus	10	4	4	8	21
*Mike Johnson	12	2	3	5	4
#Stan Neckar	53	2	2	4	63
*Paul Mara	16	0	4	4	14
Joel Bouchard	32	1	2	3	22
Robert Esche	25	0	3	3	2
#Chris Joseph	24	1	1	2	16
*Ladislav Nagy	6	0	1	1	2
*Todd Simpson	13	0	1	1	12
Sean Burke	62	0	1	1	16
Brad Ralph	1	0	0	0	0
David Cullen	2	0	0	0	0
Tavis Hansen	7	0	0	0	4
Louie DeBrusk	39	0	0	0	79

GOALTENDER	GP	MIN	GAA	W-L-T	SO	GA	SA	SV%
Sean Burke	62	3644	2.27	25-22-13	4	138	1766	.922
Robert Esche	25	1350	3.02	10-8-4	2	68	657	.896

* - Acquired during season # - Relocated during season

#	DATE	H/R	OPPONENT	SCORE	RES	RECORD	PTS	#	DATE	H/R	OPPONENT	SCORE	RES	RECORD	PTS
1	OCT. 5		ST. LOUIS	4-1	W	1-0-0-0	2	42	JAN. 12	@	Toronto	3-2	L	18-12-11-1	48
2	OCT. 7		MINNESOTA	4-1	W	2-0-0-0	4	43	JAN. 13	@	Montreal	5-2	L	18-13-11-1	48
3	OCT. 12	@	San Jose	2-1	L	2-1-0-0	4	44	JAN. 15		ST. LOUIS	3-1	W	19-13-11-1	50
4	OCT. 14		PHILADELPHIA	6-3	W	3-1-0-0	6	45	JAN. 17		PITTSBURGH	5-4	W	20-13-11-1	52
5	OCT. 15	@	Los Angeles	6-5	W	4-1-0-0	8	46	JAN. 19	@	Anaheim	4-3	W	21-13-11-1	54
6	OCT. 18		FLORIDA	2-1	W	5-1-0-0	10	47	JAN. 21		DALLAS	5-2	W	22-13-11-1	56
7	OCT. 21	@	Vancouver	3-2	W	6-1-0-0	12	48	JAN. 23	@	Calgary	4-2	W	23-13-11-1	58
8	OCT. 22	@	Edmonton	3-3	T	6-1-1-0	13	49	JAN. 24	@	Vancouver	6-2	L	23-14-11-1	58
9	OCT. 24	@	Calgary	2-2	T	6-1-2-0	14	50	JAN. 26	@	Edmonton	1-1	T	23-14-12-1	59
10	OCT. 27	@	Dallas	4-2	W	7-1-2-0	16	51	JAN. 29		NASHVILLE	5-2	L	23-15-12-1	59
11	OCT. 28		LOS ANGELES	3-1	W	8-1-2-0	18	52	FEB. 1		ANAHEIM	4-2	L	23-16-12-1	59
12	OCT. 30	@	Colorado	4-0	W	9-1-2-0	20	53	FEB. 7		CAROLINA	2-1	OL	23-16-12-2	60
13	NOV. 1	@	Anaheim	1-1	T	9-1-3-0	21	54	FEB. 9		EDMONTON	2-0	W	24-16-12-2	62
14	NOV. 3		DALLAS	2-2	T	9-1-4-0	22	55	FEB. 11		CHICAGO	3-2	W	25-16-12-2	64
15	NOV. 7	@	Los Angeles	3-3	T	9-1-5-0	23	56	FEB. 13	@	Tampa Bay	5-2	W	26-16-12-2	66
16	NOV. 8		DETROIT	4-2	L	9-2-5-0	23	57	FEB. 14	@	Florida	4-3	L	26-17-12-2	66
17	NOV. 11	@	Columbus	2-1	L	9-3-5-0	23	58	FEB. 16	@	Carolina	2-0	W	27-17-12-2	68
18	NOV. 12	@	NY Rangers	2-0	W	10-3-5-0	25	59	FEB. 18		CALGARY	4-1	L	27-18-12-2	68
19	NOV. 14	@	Washington	2-2	T	10-3-6-0	26	60	FEB. 21		COLUMBUS	3-2	W	28-18-12-2	70
20	NOV. 16		COLORADO	6-3	W	11-3-6-0	28	61	FEB. 23	@	Buffalo	7-3	W	29-18-12-2	72
21	NOV. 18		ANAHEIM	6-2	L	11-4-6-0	28	62	FEB. 25	@	Detroit	6-3	L	29-19-12-2	72
22	NOV. 21		CHICAGO	4-1	L	11-5-6-0	28	63	FEB. 27	@	Boston	7-4	L	29-20-12-2	72
23	NOV. 25	@	St. Louis	5-1	L	11-6-6-0	28	64	FEB. 28	@	Columbus	5-2	L	29-21-12-2	72
24	NOV. 26	@	Philadelphia	2-1	W	12-6-6-0	30	65	MAR. 2		DETROIT	2-2	T	29-21-13-2	73
25	NOV. 29	@	Colorado	2-1	L	12-7-6-0	30	66	MAR. 4		COLORADO	5-0	L	29-22-13-2	73
26	NOV. 30		MINNESOTA	2-0	W	13-7-6-0	32	67	MAR. 6		NASHVILLE	5-1	W	30-22-13-2	75
27	DEC. 2		DALLAS	5-2	L	13-8-6-0	32	68	MAR. 8		VANCOUVER	3-2	W	31-22-13-2	77
28	DEC. 6		VANCOUVER	1-1	T	13-8-7-0	33	69	MAR. 10		MONTREAL	3-3	T	31-22-14-2	78
29	DEC. 10		COLUMBUS	1-1	T	13-8-8-0	34	70	MAR. 14		NEW JERSEY	3-2	L	31-23-14-2	78
30	DEC. 14		TAMPA BAY	3-2	W	14-8-8-0	36	71	MAR. 16	@	Dallas	1-1	T	31-23-15-2	79
31	DEC. 16		SAN JOSE	2-1	OL	14-8-8-1	37	72	MAR. 17	@	Nashville	4-1	L	31-24-15-2	79
32	DEC. 20		CALGARY	4-2	W	15-8-8-1	39	73	MAR. 19	@	Los Angeles	6-2	L	31-25-15-2	79
33	DEC. 22		ATLANTA	5-1	W	16-8-8-1	41	74	MAR. 21		OTTAWA	5-2	L	31-26-15-2	79
34	DEC. 27	@	Chicago	1-1	T	16-8-9-1	42	75	MAR. 24		EDMONTON	7-4	W	32-26-15-2	81
35	DEC. 29	@	Minnesota	2-2	T	16-8-10-1	43	76	MAR. 25		NY ISLANDERS	2-2	T	32-26-16-2	82
36	DEC. 30	@	St. Louis	2-1	L	16-9-10-1	43	77	MAR. 28	@	Minnesota	2-0	W	33-26-16-2	84
37	JAN. 1		SAN JOSE	3-2	L	16-10-10-1	43	78	MAR. 29	@	Nashville	4-3	OL	33-26-16-3	85
38	JAN. 4		NY RANGERS	3-1	W	17-10-10-1	45	79	MAR. 31		SAN JOSE	3-1	W	34-26-16-3	87
39	JAN. 6	@	NY Islanders	2-1	W	18-10-10-1	47	80	APR. 3		LOS ANGELES	2-2	T	34-26-17-3	88
40	JAN. 9	@	Detroit	2-2	T	18-10-11-1	48	81	APR. 5	@	San Jose	3-0	L	34-27-17-3	88
41	JAN. 10	@	New Jersey	5-1	L	18-11-11-1	48	82	APR. 6	@	Anaheim	5-2	W	35-27-17-3	90



40-27-9-6 (95 points), 2nd Pacific Division

2001-02 PHOENIX COYOTES

PLAYER	GP	G	A	PTS	PIM
Daymond Langkow	80	27	35	62	36
Daniel Briere	78	32	28	60	52
Shane Doan	81	20	29	49	61
Teppo Numminen	76	13	35	48	20
Michal Handzus	79	15	30	45	34
Ladislav Nagy	74	23	19	42	50
Claude Lemieux	82	16	25	41	70
Danny Markov	72	6	30	36	67
Mike Johnson	57	5	22	27	28
Paul Mara	75	7	17	24	58
Krystofer Kolanos	57	11	11	22	48
Brad May	72	10	12	22	95
Landon Wilson	47	7	12	19	46
Radoslav Suchy	81	4	13	17	10
#Sergei Berezin	41	7	9	16	4
Todd Simpson	67	2	13	15	152
Ossi Vaananen	76	2	12	14	74
*Brian Savage	30	6	6	12	8
*Andrei Nazarov	30	6	3	9	51

PLAYER	GP	G	A	PTS	PIM
#Trevor Letowski	33	2	6	8	4
Branko Radivojevic	18	4	2	6	4
*Drake Berehowsky	32	1	4	5	42
Mike Sullivan	42	1	2	3	16
#Todd Warriner	18	0	3	3	8
*Denis Pederson	19	1	1	2	20
Jason Jaspers	4	0	1	1	4
Sean Burke	60	0	1	1	14
*Darcy Hordichuk	1	0	0	0	14
#Kirill Safronov	1	0	0	0	0
Jean-Guy Trudel	3	0	0	0	2
Patrick DesRochers	5	0	0	0	2
Martin Grenier	5	0	0	0	5
*Sebastien Bordeleau	6	0	0	0	2
#Tyler Bouck	7	0	0	0	4
Dan Focht	8	0	0	0	11
Wyatt Smith	10	0	0	0	0
#David Cullen	14	0	0	0	6
Robert Esche	22	0	0	0	16

GOALTENDER	GP	MIN	GAA	W-L-T	SO	GA	SA	SV%
Sean Burke	60	3587	2.29	33-21-6	5	137	1711	.920
Robert Esche	22	1145	2.72	6-10-2	1	52	533	.902
Patrick DesRochers	5	243	3.70	1-2-1	0	15	99	.848

* - Acquired during season # - Relocated during season

#	DATE	H/R	OPPONENT	SCORE	RES	RECORD	PTS	#	DATE	H/R	OPPONENT	SCORE	RES	RECORD	PTS
1	OCT. 4	@	Los Angeles	2-2	T	0-0-1-0	1	42	JAN. 4	@	San Jose	5-3	L	18-15-6-3	45
2	OCT. 6	@	Edmonton	6-2	L	0-1-1-0	1	43	JAN. 6		TAMPA BAY	3-0	L	18-16-6-3	45
3	OCT. 8	@	Calgary	2-1	W	1-1-1-0	3	44	JAN. 9		SAN JOSE	6-5	L	18-17-6-3	45
4	OCT. 11	@	Chicago	3-0	L	1-2-1-0	3	45	JAN. 15		DETROIT	2-2	T	18-17-7-3	46
5	OCT. 13		WASHINGTON	5-2	W	2-2-1-0	5	46	JAN. 17	@	Colorado	3-2	OL	18-17-7-4	47
6	OCT. 16		BOSTON	1-1	T	2-2-2-0	6	47	JAN. 19		BUFFALO	3-1	L	18-18-7-4	47
7	OCT. 18	@	Dallas	3-1	L	2-3-2-0	6	48	JAN. 21	@	Nashville	1-0	W	19-18-7-4	49
8	OCT. 20		VANCOUVER	5-2	W	3-3-2-0	8	49	JAN. 23	@	Chicago	4-1	W	20-18-7-4	51
9	OCT. 24		ANAHEIM	3-2	OL	3-3-2-1	9	50	JAN. 25	@	Detroit	4-1	L	20-19-7-4	51
10	OCT. 27		COLORADO	1-0	W	4-3-2-1	11	51	JAN. 26	@	Columbus	3-2	W	21-19-7-4	53
11	OCT. 30	@	Buffalo	3-2	W	5-3-2-1	13	52	JAN. 28	@	Atlanta	4-2	W	22-19-7-4	55
12	NOV. 1	@	New Jersey	5-2	L	5-4-2-1	13	53	JAN. 30	@	Florida	3-1	W	23-19-7-4	57
13	NOV. 2	@	Washington	2-2	T	5-4-3-1	14	54	FEB. 4	@	Vancouver	4-2	L	23-20-7-4	57
14	NOV. 4	@	Carolina	1-0	OL	5-4-3-2	15	55	FEB. 6		CHICAGO	5-2	L	23-21-7-4	57
15	NOV. 7		DETROIT	3-1	L	5-5-3-2	15	56	FEB. 8		LOS ANGELES	6-5	W	24-21-7-4	59
16	NOV. 9	@	Dallas	5-1	W	6-5-3-2	17	57	FEB. 10		EDMONTON	4-3	L	24-22-7-4	59
17	NOV. 10	@	St. Louis	4-1	L	6-6-3-2	17	58	FEB. 12		CALGARY	4-3	W	25-22-7-4	61
18	NOV. 13		EDMONTON	5-4	OL	6-6-3-3	18	59	FEB. 13	@	Los Angeles	2-2	T	25-22-8-4	62
19	NOV. 15		SAN JOSE	5-3	W	7-6-3-3	20	60	FEB. 26		DALLAS	5-1	W	26-22-8-4	64
20	NOV. 17		NY ISLANDERS	6-1	W	8-6-3-3	22	61	FEB. 28	@	Colorado	2-1	OL	26-22-8-5	65
21	NOV. 20		MINNESOTA	2-1	W	9-6-3-3	24	62	MAR. 3		COLUMBUS	2-1	W	27-22-8-5	67
22	NOV. 23	@	Minnesota	5-2	L	9-7-3-3	24	63	MAR. 5		NEW JERSEY	4-1	W	28-22-8-5	69
23	NOV. 24	@	St. Louis	5-3	L	9-8-3-3	24	64	MAR. 7		VANCOUVER	6-1	W	29-22-8-5	71
24	NOV. 27	@	Columbus	3-0	L	9-9-3-3	24	65	MAR. 9		OTTAWA	3-2	W	30-22-8-5	73
25	NOV. 29		NASHVILLE	1-0	W	10-9-3-3	26	66	MAR. 12		CHICAGO	3-1	W	31-22-8-5	75
26	DEC. 1		PITTSBURGH	5-2	W	11-9-3-3	28	67	MAR. 15	@	Nashville	3-2	W	32-22-8-5	77
27	DEC. 5		ST. LOUIS	3-0	W	12-9-3-3	30	68	MAR. 17	@	Minnesota	2-2	T	32-22-9-5	78
28	DEC. 7	@	Detroit	1-1	T	12-9-4-3	31	69	MAR. 19	@	Boston	4-2	L	32-23-9-5	78
29	DEC. 8	@	Montreal	3-3	T	12-9-5-3	32	70	MAR. 20	@	Pittsburgh	3-1	W	33-23-9-5	80
30	DEC. 11	@	Toronto	6-3	L	12-10-5-3	32	71	MAR. 22	@	Dallas	4-3	L	33-24-9-5	80
31	DEC. 13	@	Ottawa	6-0	L	12-11-5-3	32	72	MAR. 24		LOS ANGELES	4-0	W	34-24-9-5	82
32	DEC. 15		DALLAS	6-2	L	12-12-5-3	32	73	MAR. 27	@	Anaheim	4-2	W	35-24-9-5	84
33	DEC. 17		COLUMBUS	4-1	W	13-12-5-3	34	74	MAR. 28		ANAHEIM	2-1	OL	35-24-9-6	85
34	DEC. 19		CALGARY	6-3	W	14-12-5-3	36	75	MAR. 30		COLORADO	5-3	W	36-24-9-6	87
35	DEC. 21	@	Anaheim	2-1	L	14-13-5-3	36	76	APR. 1		ST. LOUIS	5-3	W	37-24-9-6	89
36	DEC. 23		ANAHEIM	4-0	L	14-14-5-3	36	77	APR. 4	@	San Jose	5-2	L	37-25-9-6	89
37	DEC. 26		LOS ANGELES	1-1	T	14-14-6-3	37	78	APR. 7	@	Vancouver	4-3	L	37-26-9-6	89
38	DEC. 28		PHILADELPHIA	4-2	W	15-14-6-3	39	79	APR. 9	@	Calgary	4-2	W	38-26-9-6	91
39	DEC. 30	@	San Jose	4-2	W	16-14-6-3	41	80	APR. 10	@	Edmonton	3-0	L	38-27-9-6	91
40	DEC. 31		NY RANGERS	5-0	W	17-14-6-3	43	81	APR. 12		MINNESOTA	7-1	W	39-27-9-6	93
41	JAN. 3		ATLANTA	2-1	W	18-14-6-3	45	82	APR. 14		NASHVILLE	6-4	W	40-27-9-6	95



2002-03 PHOENIX COYOTES

31-35-11-5 (78 points), 4th Pacific Division

PLAYER	GP	G	A	PTS	PIM
Mike Johnson	82	23	40	63	47
Shane Doan	82	21	37	58	86
Ladislav Nagy	80	22	35	57	92
Daymond Langkow	82	20	32	52	56
#Daniel Briere	68	17	29	46	50
#Tony Amonte	59	13	23	36	26
Teppo Numminen	78	6	24	30	30
Branko Radivojevic	79	12	15	27	63
Paul Mara	73	10	15	25	78
Danny Markov	64	4	16	20	36
#Ramzi Abid	30	10	8	18	30
*Deron Quint	51	7	10	17	20
Brian Savage	43	6	10	16	22
Landon Wilson	31	6	8	14	26
#Claude Lemieux	36	6	8	14	30
Kelly Buchberger	79	3	9	12	109
Todd Simpson	66	2	7	9	135
Ossi Vaananen	67	2	7	9	82
Radoslav Suchy	77	1	8	9	18
*Paul Ranheim	40	3	4	7	10

PLAYER	GP	G	A	PTS	PIM
#Brad May	20	3	4	7	32
Jeff Taffe	20	3	1	4	4
*Jan Hrdina	4	0	4	4	8
Andrei Nazarov	59	3	0	3	135
Drake Berehowsky	7	1	2	3	27
*Chris Gratton	14	0	1	1	21
*Brad Ference	15	0	1	1	28
*Scott Pellerin	23	0	1	1	8
Brian Boucher	45	0	1	1	0
*Jean-Marc Pelletier	2	0	0	0	0
Jason Jaspers	2	0	0	0	0
Krystofer Kolanos	2	0	0	0	0
Martin Grenier	3	0	0	0	0
#Patrick DesRochers	4	0	0	0	0
*Frank Banham	5	0	0	0	2
#Dan Focht	10	0	0	0	10
Zac Bierk	16	0	0	0	2
Sean Burke	22	0	0	0	4
#Darcy Hordichuk	25	0	0	0	82

GOALTENDER	GP	MIN	GAA	W-L-T	SO	GA	SA	SV%
Sean Burke	22	1248	2.12	12-6-2	2	44	632	.930
Zac Bierk	16	884	2.17	4-9-1	1	32	471	.932
Brian Boucher	45	2544	3.02	15-20-8	0	128	1210	.894
*Jean-Marc Pelletier	2	119	3.03	0-2-0	0	6	48	.875
#Patrick DesRochers	4	175	3.77	0-3-0	0	11	88	.875

* - Acquired during season # - Relocated during season

#	DATE	H/R	OPPONENT	SCORE	RES	RECORD	PTS	#	DATE	H/R	OPPONENT	SCORE	RES	RECORD	PTS
1	OCT. 9	@	Los Angeles	4-1	L	0-1-0-0	0	42	JAN. 8	@	Chicago	0-0	T	15-17-7-3	40
2	OCT. 12		DALLAS	5-2	L	0-2-0-0	0	43	JAN. 10	@	Minnesota	2-1	L	15-18-7-3	40
3	OCT. 14	@	Columbus	4-2	W	1-2-0-0	2	44	JAN. 11	@	Nashville	4-3	OL	15-18-7-4	41
4	OCT. 15	@	Ottawa	2-1	L	1-3-0-0	2	45	JAN. 14		ST. LOUIS	4-1	L	15-19-7-4	41
5	OCT. 17	@	Toronto	5-3	L	1-4-0-0	2	46	JAN. 18		BUFFALO	1-0	L	15-20-7-4	41
6	OCT. 19	@	Buffalo	3-2	W	2-4-0-0	4	47	JAN. 20		SAN JOSE	3-1	W	16-20-7-4	43
7	OCT. 22	@	Nashville	2-1	W	3-4-0-0	6	48	JAN. 23	@	Calgary	7-1	W	17-20-7-4	45
8	OCT. 24		COLORADO	3-2	L	3-5-0-0	6	49	JAN. 24	@	Edmonton	5-1	W	18-20-7-4	47
9	OCT. 26		MINNESOTA	6-1	L	3-6-0-0	6	50	JAN. 26	@	Vancouver	1-0	L	18-21-7-4	47
10	OCT. 28	@	NY Rangers	3-2	OL	3-6-0-1	7	51	JAN. 28		CALGARY	4-3	W	19-21-7-4	49
11	OCT. 29	@	NY Islanders	3-2	W	4-6-0-1	9	52	FEB. 5	@	Los Angeles	4-3	L	19-22-7-4	49
12	OCT. 31	@	Philadelphia	6-2	L	4-7-0-1	9	53	FEB. 7	@	Anaheim	3-2	L	19-23-7-4	49
13	NOV. 3		NASHVILLE	2-1	W	5-7-0-1	11	54	FEB. 8		DALLAS	3-1	L	19-24-7-4	49
14	NOV. 7		MINNESOTA	4-1	W	6-7-0-1	13	55	FEB. 12		NEW JERSEY	3-0	L	19-25-7-4	49
15	NOV. 9		VANCOUVER	5-2	L	6-8-0-1	13	56	FEB. 14	@	Minnesota	3-2	W	20-25-7-4	51
16	NOV. 11	@	Tampa Bay	4-2	L	6-9-0-1	13	57	FEB. 15	@	St. Louis	5-3	W	21-25-7-4	53
17	NOV. 12	@	Carolina	3-2	L	6-10-0-1	13	58	FEB. 18		COLUMBUS	5-2	W	22-25-7-4	55
18	NOV. 15	@	Atlanta	5-1	W	7-10-0-1	15	59	FEB. 20	@	Chicago	2-1	W	23-25-7-4	57
19	NOV. 17		COLORADO	4-4	T	7-10-1-1	16	60	FEB. 21	@	Dallas	2-2	T	23-25-8-4	58
20	NOV. 20		DALLAS	2-2	T	7-10-2-1	17	61	FEB. 23		CALGARY	4-2	L	23-26-8-4	58
21	NOV. 22		FLORIDA	3-3	T	7-10-3-1	18	62	FEB. 26		CAROLINA	4-2	W	24-26-8-4	60
22	NOV. 25	@	Dallas	5-1	L	7-11-3-1	18	63	FEB. 28		ANAHEIM	3-1	W	25-26-8-4	62
23	NOV. 27	@	Anaheim	2-2	T	7-11-4-1	19	64	MAR. 2	@	Detroit	5-2	L	25-27-8-4	62
24	NOV. 28		CHICAGO	4-2	L	7-12-4-1	19	65	MAR. 4	@	Pittsburgh	4-1	W	26-27-8-4	64
25	NOV. 30	@	San Jose	3-2	W	8-12-4-1	21	66	MAR. 6	@	St. Louis	6-3	L	26-28-8-4	64
26	DEC. 3		SAN JOSE	3-2	OL	8-12-4-2	22	67	MAR. 8		SAN JOSE	6-4	W	27-28-8-4	66
27	DEC. 5		DETROIT	5-3	L	8-13-4-2	22	68	MAR. 10	@	Colorado	2-2	T	27-28-9-4	67
28	DEC. 7		MONTREAL	4-2	L	8-14-4-2	22	69	MAR. 12		DETROIT	3-2	L	27-29-9-4	67
29	DEC. 9		COLUMBUS	3-3	T	8-14-5-2	23	70	MAR. 14		CHICAGO	4-0	L	27-30-9-4	67
30	DEC. 11		ATLANTA	4-2	W	9-14-5-2	25	71	MAR. 15		ANAHEIM	4-2	W	28-30-9-4	69
31	DEC. 13		WASHINGTON	4-3	L	9-15-5-2	25	72	MAR. 18		BOSTON	2-1	W	29-30-9-4	71
32	DEC. 15		LOS ANGELES	2-1	W	10-15-5-2	27	73	MAR. 20		EDMONTON	3-2	W	30-30-9-4	73
33	DEC. 17		PITTSBURGH	5-2	W	11-15-5-2	29	74	MAR. 22		TAMPA BAY	4-0	L	30-31-9-4	73
34	DEC. 20		ST. LOUIS	3-3	T	11-15-6-2	30	75	MAR. 24	@	Calgary	2-0	L	30-32-9-4	73
35	DEC. 22	@	Anaheim	4-0	L	11-16-6-2	30	76	MAR. 26	@	Edmonton	4-3	L	30-33-9-4	73
36	DEC. 26	@	Los Angeles	4-3	OL	11-16-6-3	31	77	MAR. 27	@	Vancouver	5-1	L	30-34-9-4	73
37	DEC. 28		PHILADELPHIA	4-0	W	12-16-6-3	33	78	MAR. 29	@	Colorado	6-1	L	30-35-9-4	73
38	DEC. 30		EDMONTON	4-3	W	13-16-6-3	35	79	MAR. 31		LOS ANGELES	5-4	OL	30-35-9-5	74
39	JAN. 1	@	Washington	2-1	W	14-16-6-3	37	80	APR. 2		VANCOUVER	3-3	T	30-35-10-5	75
40	JAN. 3	@	Detroit	4-1	W	15-16-6-3	39	81	APR. 4		NASHVILLE	1-0	W	31-35-10-5	77
41	JAN. 4	@	Columbus	2-0	L	15-17-6-3	39	82	APR. 6	@	San Jose	3-3	T	31-35-11-5	78



22-35-18-6 (68 points), 5th Pacific Division

2003-04 PHOENIX COYOTES

PLAYER	GP	G	A	PTS	PIM
Shane Doan	79	27	41	68	47
Ladislav Nagy	55	24	28	52	46
Daymond Langkow	81	21	31	52	40
Paul Mara	81	6	36	42	48
#Chris Gratton	68	11	18	29	93
#Jan Hrdina	55	11	15	26	30
#Brian Savage	61	12	13	25	36
#Branko Radivojevic	53	9	14	23	36
Radoslav Suchy	82	7	14	21	8
Cale Hulse	82	3	17	20	123
Jeff Taffe	59	8	10	18	20
Daniel Cleary	68	6	11	17	42
*Mike Comrie	28	8	7	15	16
#Mike Sillinger	60	8	6	14	54
Fredrik Sjoström	57	7	6	13	22
David Tanabe	45	5	7	12	22
Krystofer Kolanos	41	4	6	10	24
Mike Johnson	11	1	9	10	10
Tyson Nash	69	3	5	8	110

PLAYER	GP	G	A	PTS	PIM
#Ossi Vaananen	67	2	4	6	87
Brad Ference	63	0	5	5	103
#Landon Wilson	35	1	3	4	16
*Derek Morris	14	0	4	4	2
Andrei Nazarov	33	1	2	3	125
*Ivan Novoseltsev	17	2	0	2	6
Erik Westrum	15	1	1	2	20
*Todd Reirden	7	0	2	2	4
#Sean Burke	32	0	2	2	8
*Michael Rupp	6	0	1	1	6
Bryan Helmer	17	0	1	1	10
Jason Jaspers	3	0	0	0	2
Goran Bezina	3	0	0	0	2
Zac Bierk	4	0	0	0	2
Jean-Marc Pelletier	4	0	0	0	0
*Brent Johnson	8	0	0	0	0
Mike Stutzel	9	0	0	0	0
Brian Boucher	40	0	0	0	2
Matthew Spiller	51	0	0	0	54

GOALTENDER	GP	MIN	GAA	W-L-T	SO	GA	SA	SV%
*Brent Johnson	8	486	2.59	1-6-1	0	21	243	.914
Brian Boucher	40	2364	2.74	10-19-10	5	108	1150	.906
#Sean Burke	32	1795	2.81	10-15-5	1	84	913	.908
Zac Bierk	4	190	3.79	0-1-2	0	12	108	.889
Jean-Marc Pelletier	4	175	4.11	1-1-0	0	12	84	.857

* - Acquired during season # - Relocated during season

#	DATE	H/R	OPPONENT	SCORE	RES	RECORD	PTS	#	DATE	H/R	OPPONENT	SCORE	RES	RECORD	PTS
1	OCT. 10		ST. LOUIS	2-1	W	1-0-0-0	2	42	JAN. 11		ATLANTA	1-1	T	16-12-12-2	46
2	OCT. 12	@	Anaheim	2-0	W	2-0-0-0	4	43	JAN. 13		VANCOUVER	4-1	L	16-13-12-2	46
3	OCT. 15	@	Florida	2-1	W	3-0-0-0	6	44	JAN. 15	@	Nashville	4-3	L	16-14-12-2	46
4	OCT. 16	@	Tampa Bay	5-1	L	3-1-0-0	6	45	JAN. 16	@	Detroit	3-3	T	16-14-13-2	47
5	OCT. 18		PHILADELPHIA	5-4	L	3-2-0-0	6	46	JAN. 21		SAN JOSE	4-2	L	16-15-13-2	47
6	OCT. 23		TORONTO	5-4	L	3-3-0-0	6	47	JAN. 22	@	San Jose	2-1	W	17-15-13-2	49
7	OCT. 25	@	San Jose	4-4	T	3-3-1-0	7	48	JAN. 24		DETROIT	5-2	W	18-15-13-2	51
8	OCT. 26	@	Vancouver	3-3	T	3-3-2-0	8	49	JAN. 27		CALGARY	2-1	L	18-16-13-2	51
9	OCT. 28		CHICAGO	2-2	T	3-3-3-0	9	50	JAN. 29		OTTAWA	4-1	L	18-17-13-2	51
10	OCT. 31		VANCOUVER	4-1	L	3-4-3-0	9	51	JAN. 31		DALLAS	5-4	L	18-18-13-2	51
11	NOV. 1	@	Los Angeles	7-3	L	3-5-3-0	9	52	FEB. 2		COLUMBUS	3-3	T	18-18-14-2	52
12	NOV. 6	@	Colorado	2-1	L	3-6-3-0	9	53	FEB. 4		FLORIDA	5-4	OL	18-18-14-3	53
13	NOV. 8		ANAHEIM	4-3	W	4-6-3-0	11	54	FEB. 5	@	San Jose	5-0	L	18-19-14-3	53
14	NOV. 9	@	Anaheim	2-1	OL	4-6-3-1	12	55	FEB. 11	@	Anaheim	5-3	L	18-20-14-3	53
15	NOV. 13		COLORADO	3-2	W	5-6-3-1	14	56	FEB. 13		NY ISLANDERS	5-2	L	18-21-14-3	53
16	NOV. 14	@	Dallas	3-3	T	5-6-4-1	15	57	FEB. 14		DALLAS	3-2	W	19-21-14-3	55
17	NOV. 16	@	Columbus	2-2	T	5-6-5-1	16	58	FEB. 16	@	St. Louis	4-2	L	19-22-14-3	55
18	NOV. 19		ST. LOUIS	5-4	W	6-6-5-1	18	59	FEB. 18	@	Detroit	5-2	L	19-23-14-3	55
19	NOV. 21		SAN JOSE	5-0	L	6-7-5-1	18	60	FEB. 20		COLUMBUS	3-2	W	20-23-14-3	57
20	NOV. 23	@	Atlanta	1-0	L	6-8-5-1	18	61	FEB. 21		NASHVILLE	8-2	L	20-24-14-3	57
21	NOV. 24	@	Dallas	5-2	L	6-9-5-1	18	62	FEB. 23		ANAHEIM	1-1	T	20-24-15-3	58
22	NOV. 27		LOS ANGELES	6-4	W	7-9-5-1	20	63	FEB. 25		PITTSBURGH	4-3	OL	20-24-15-4	59
23	NOV. 30	@	Boston	3-3	T	7-9-6-1	21	64	FEB. 27		EDMONTON	7-2	L	20-25-15-4	59
24	DEC. 2	@	New Jersey	3-1	W	8-9-6-1	23	65	FEB. 29	@	Calgary	4-2	L	20-26-15-4	59
25	DEC. 4	@	Buffalo	3-2	W	9-9-6-1	25	66	MAR. 2	@	Edmonton	5-4	OL	20-26-15-5	60
26	DEC. 5	@	Philadelphia	3-2	L	9-10-6-1	25	67	MAR. 5		MONTREAL	4-3	L	20-27-15-5	60
27	DEC. 7	@	Chicago	2-2	T	9-10-7-1	26	68	MAR. 7		MINNESOTA	1-1	T	20-27-16-5	61
28	DEC. 10		DALLAS	2-1	W	10-10-7-1	28	69	MAR. 9	@	Los Angeles	3-2	L	20-28-16-5	61
29	DEC. 12		EDMONTON	3-3	T	10-10-8-1	29	70	MAR. 10		LOS ANGELES	3-1	L	20-29-16-5	61
30	DEC. 15		MINNESOTA	5-2	L	10-11-8-1	29	71	MAR. 12		COLORADO	3-2	L	20-30-16-5	61
31	DEC. 18	@	Los Angeles	4-4	T	10-11-9-1	30	72	MAR. 14	@	Colorado	4-1	L	20-31-16-5	61
32	DEC. 20	@	St. Louis	1-1	T	10-11-10-1	31	73	MAR. 16		ANAHEIM	3-2	OL	20-31-16-6	62
33	DEC. 22	@	Nashville	3-3	T	10-11-11-1	32	74	MAR. 18		DETROIT	1-1	T	20-31-17-6	63
34	DEC. 23	@	Columbus	2-1	W	11-11-11-1	34	75	MAR. 21	@	Chicago	2-2	T	20-31-18-6	64
35	DEC. 27		NASHVILLE	3-1	L	11-12-11-1	34	76	MAR. 22	@	Minnesota	3-2	W	21-31-18-6	66
36	DEC. 29		NY RANGERS	3-2	OL	11-12-11-2	35	77	MAR. 24		CALGARY	4-0	L	21-32-18-6	66
37	DEC. 31		LOS ANGELES	4-0	W	12-12-11-2	37	78	MAR. 26		SAN JOSE	3-0	L	21-33-18-6	66
38	JAN. 2	@	Dallas	6-0	W	13-12-11-2	39	79	MAR. 28	@	Edmonton	4-2	L	21-34-18-6	66
39	JAN. 4	@	Carolina	3-0	W	14-12-11-2	41	80	MAR. 29	@	Vancouver	6-1	L	21-35-18-6	66
40	JAN. 7	@	Washington	3-0	W	15-12-11-2	43	81	MAR. 31	@	Calgary	1-0	L	21-36-18-6	66
41	JAN. 9	@	Minnesota	2-0	W	16-12-11-2	45	82	APR. 3		CHICAGO	2-1	W	22-36-18-6	68



2005-06 PHOENIX COYOTES

38-39-5 (81 points), 5th Pacific Division

PLAYER	GP	G	A	PTS	PIM
Shane Doan	82	30	36	66	123
Mike Comrie	80	30	30	60	55
Ladislav Nagy	51	15	41	56	74
Mike Johnson	80	16	38	54	50
Paul Mara	78	15	32	47	70
*Geoff Sanderson	75	25	21	46	58
Keith Ballard	82	8	31	39	99
Derek Morris	53	6	21	27	54
Oleg Saprykin	67	11	14	25	50
Zbynek Michalek	82	9	15	24	62
*Steven Reinprecht	28	12	11	23	8
*Dave Scatchard	47	11	12	23	84
Fredrik Sjostrom	75	6	17	23	42
Boyd Devereaux	78	8	14	22	44
#Mike Leclerc	35	9	12	21	29
*# Jamie Lundmark	38	5	13	18	36
Mike Ricci	78	10	6	16	69
*Oleg Kvasha	15	4	7	11	6
#Petr Nedved	25	2	9	11	34
#Denis Gauthier	45	2	9	11	61
*Dennis Seidenberg	34	1	10	11	14
#Sean O'Donnell	57	1	7	8	121

PLAYER	GP	G	A	PTS	PIM
Tyson Nash	50	0	6	6	84
*Jamie Rivers	18	0	5	5	26
#David Tanabe	21	0	4	4	8
#Krystofer Kolanos	9	2	1	3	2
Bill Thomas	9	1	2	3	8
*Joel Perrault	5	1	1	2	2
Matt Jones	16	0	2	2	14
*Yanick Lehoux	3	1	0	1	2
*Josh Gratton	11	1	0	1	30
+Brett Hull	5	0	1	1	0
Matthew Spiller	8	0	1	1	13
Steve Gainey	20	0	1	1	20
Curtis Joseph	60	0	1	1	18
*Pascal Rheaume	1	0	0	0	0
#Michael Rupp	1	0	0	0	0
*Pavel Brendl	2	0	0	0	0
*# Jeff Taffe	2	0	0	0	0
*Philippe Sauve	5	0	0	0	0
*#Tim Jackman	8	0	0	0	21
David LeNeveu	15	0	0	0	0
#Brian Boucher	11	0	0	0	2

GOALTENDER	GP	MIN	GAA	W-L-T	SO	GA	SA	SV%
Curtis Joseph	60	3424	2.91	32-21-3	4	166	1690	.902
David LeNeveu	15	814	3.24	3-8-2	0	44	386	.886
#Brian Boucher	11	512	3.87	3-6-0	0	33	268	.877
*Philippe Sauve	5	187	5.45	0-4-0	0	17	128	.867

* - Acquired during season # - Relocated during season

#	DATE	H/R	OPPONENT	SCORE	RES	RECORD	PTS	#	DATE	H/R	OPPONENT	SCORE	RES	RECORD	PTS
1	OCT. 5	@	Vancouver	3-2	L	0-1-0	0	42	JAN. 8		COLUMBUS	5-2	L	20-20-2	42
2	OCT. 6	@	Los Angeles	3-2	L	0-2-0	0	43	JAN. 10	@	Ottawa	7-2	L	20-21-2	42
3	OCT. 8		MINNESOTA	2-1	W	1-2-0	2	44	JAN. 12	@	Buffalo	2-1	W	21-21-2	44
4	OCT. 11	@	Dallas	3-2	L	1-3-0	2	45	JAN. 14	@	Toronto	4-3	W	22-21-2	46
5	OCT. 13		NASHVILLE	5-4	SOL	1-3-1	3	46	JAN. 16		WASHINGTON	6-1	L	22-22-2	46
6	OCT. 15		DETROIT	2-0	L	1-4-1	3	47	JAN. 19		FLORIDA	6-3	W	23-22-2	48
7	OCT. 17	@	Calgary	2-0	W	2-4-1	5	48	JAN. 21		EDMONTON	4-3	W	24-22-2	50
8	OCT. 18	@	Edmonton	4-3	W	3-4-1	7	49	JAN. 23	@	Dallas	4-1	L	24-23-2	50
9	OCT. 20	@	Vancouver	3-2	L	3-5-1	7	50	JAN. 24	@	Minnesota	3-2	L	24-24-2	50
10	OCT. 23	@	Anaheim	5-3	L	3-6-1	7	51	JAN. 26	@	St. Louis	5-3	W	25-24-2	52
11	OCT. 25		ST. LOUIS	5-4	W	4-6-1	9	52	JAN. 28		SAN JOSE	6-2	W	26-24-2	54
12	OCT. 27		CALGARY	3-2	W	5-6-1	11	53	JAN. 29		EDMONTON	4-3	SOL	26-24-3	55
13	OCT. 29		DALLAS	5-3	L	5-7-1	11	54	JAN. 31		VANCOUVER	7-4	L	26-25-3	55
14	OCT. 30	@	Anaheim	3-2	L	5-8-1	11	55	FEB. 2		LOS ANGELES	2-1	W	27-25-3	57
15	NOV. 3		LOS ANGELES	4-0	W	6-8-1	13	56	FEB. 4		MINNESOTA	6-4	L	27-26-3	57
16	NOV. 5	@	Detroit	4-1	W	7-8-1	15	57	FEB. 7		CHICAGO	3-1	L	27-27-3	57
17	NOV. 6	@	Chicago	2-1	OL	7-8-2	16	58	FEB. 9		DALLAS	5-1	L	27-28-3	57
18	NOV. 8	@	Minnesota	4-2	W	8-8-2	18	59	FEB. 12		SAN JOSE	5-4	OL	27-28-4	58
19	NOV. 10		CALGARY	4-3	L	8-9-2	18	60	MAR. 2		DALLAS	6-2	W	28-28-4	60
20	NOV. 12		ANAHEIM	2-1	W	9-9-2	20	61	MAR. 4		DETROIT	7-3	L	28-29-4	60
21	NOV. 16		COLORADO	3-1	L	9-10-2	20	62	MAR. 7	@	Detroit	5-2	W	29-29-4	62
22	NOV. 19	@	San Jose	4-3	W	10-10-2	22	63	MAR. 9	@	Columbus	5-4	L	29-30-4	62
23	NOV. 20		COLUMBUS	5-1	W	11-10-2	24	64	MAR. 11		ANAHEIM	5-3	L	29-31-4	62
24	NOV. 22		ANAHEIM	2-1	L	11-11-2	24	65	MAR. 12	@	Anaheim	5-2	L	29-32-4	62
25	NOV. 25	@	Dallas	4-1	W	12-11-2	26	66	MAR. 14	@	Los Angeles	6-2	W	30-32-4	64
26	NOV. 26		VANCOUVER	2-1	W	13-11-2	28	67	MAR. 16	@	Nashville	2-0	L	30-33-4	64
27	NOV. 30	@	Anaheim	6-1	L	13-12-2	28	68	MAR. 19	@	Chicago	3-2	W	31-33-4	66
28	DEC. 3		CAROLINA	8-4	W	14-12-2	30	69	MAR. 21	@	Columbus	5-2	W	32-33-4	68
29	DEC. 5		ATLANTA	5-2	W	15-12-2	32	70	MAR. 23		CHICAGO	4-3	W	33-33-4	70
30	DEC. 11	@	Boston	2-1	W	16-12-2	34	71	MAR. 25		ANAHEIM	5-2	L	33-34-4	70
31	DEC. 13	@	Montreal	5-2	L	16-13-2	34	72	MAR. 28		NASHVILLE	5-3	W	34-34-4	72
32	DEC. 15		TAMPA BAY	3-1	L	16-14-2	34	73	MAR. 30	@	San Jose	5-2	W	35-34-4	74
33	DEC. 17	@	Los Angeles	4-1	L	16-15-2	34	74	APR. 1	@	San Jose	4-3	W	36-34-4	76
34	DEC. 20		ST. LOUIS	5-4	L	16-16-2	34	75	APR. 3	@	Edmonton	7-1	L	36-35-4	76
35	DEC. 22		SAN JOSE	2-1	W	17-16-2	36	76	APR. 5	@	Calgary	5-2	L	36-36-4	76
36	DEC. 23	@	Dallas	3-2	W	18-16-2	38	77	APR. 8		DALLAS	3-2	SOL	36-36-5	77
37	DEC. 26	@	Colorado	7-4	L	18-17-2	38	78	APR. 10		SAN JOSE	3-2	L	36-37-5	77
38	DEC. 28	@	San Jose	5-4	W	19-17-2	40	79	APR. 11	@	Colorado	6-4	L	36-38-5	77
39	DEC. 29		LOS ANGELES	6-5	W	20-17-2	42	80	APR. 13		LOS ANGELES	3-0	W	37-38-5	79
40	DEC. 31		COLORADO	5-2	L	20-18-2	42	81	APR. 15	@	Nashville	5-1	L	37-39-5	79
41	JAN. 5	@	Los Angeles	4-0	L	20-19-2	42	82	APR. 16	@	St. Louis	3-0	W	38-39-5	81



31-46-5 (67 points), 5th Pacific Division

2006-07 PHOENIX COYOTES

PLAYER	GP	G	A	PTS	PIM
Shane Doan	73	27	28	55	73
# Ladislav Nagy	55	8	33	41	48
Owen Nolan	76	16	24	40	56
*# Yanic Perreault	49	19	14	33	30
Steven Reinprecht	49	9	24	33	28
Ed Jovanovski	54	11	18	29	63
Jeremy Roenick	70	11	17	28	32
Zbynek Michalek	82	4	24	28	34
Keith Ballard	69	5	22	27	59
Derek Morris	82	6	19	25	115
Michael Zigomanis	75	14	9	23	46
# Georges Laraque	56	5	17	22	52
# Mike Comrie	24	7	13	20	20
Travis Roche	50	6	13	19	22
Fredrik Sjostrom	78	9	9	18	48
Bill Thomas	24	8	6	14	2
Nick Boynton	59	2	9	11	138

PLAYER	GP	G	A	PTS	PIM
Patrick Fischer	27	4	6	10	24
* Mathias Tjarnqvist	26	5	4	9	2
* Niko Kapanen	19	2	7	9	8
Dave Scatchard	46	3	5	8	72
* Kevyn Adams	33	1	7	8	8
* Daniel Carcillo	18	4	3	7	74
Matt Jones	45	1	6	7	39
Jeff Taffe	17	4	2	6	2
Yanick Lehoux	7	1	2	3	4
#* Joel Perrault	21	1	2	3	14
Don MacLean	9	1	1	2	0
Enver Lisin	17	1	1	2	16
Josh Gratton	52	1	1	2	188
# Dennis Seidenberg	32	1	1	2	16
Keith Yandle	7	0	2	2	8
* Brendan Bell	14	0	2	2	8
Mike Ricci	7	0	1	1	4

GOALTENDER	GP	MIN	GAA	W-L-T	SO	GA	SA	SV%
Curtis Joseph	55	2993	3.19	18-31-2	4	159	1481	.893
*Mikael Tellqvist	30	1591	3.39	11-11-3	2	90	780	.885
David LeNeveu	6	233	3.86	2-1-0	0	15	142	.894
Michael Morrison	4	127	6.14	0-3-0	0	13	62	.790

* - Acquired during season # - Relocated during season

#	DATE	H/R	OPPONENT	SCORE	RES	RECORD	PTS	#	DATE	H/R	OPPONENT	SCORE	RES	RECORD	PTS
1	OCT. 5		NY ISLANDERS	6-3	W	1-0-0	2	42	JAN. 9	@	DALLAS	5-2	W	20-20-2	42
2	OCT. 7		ANAHEIM	2-1	L	1-1-0	2	43	JAN. 11		DETROIT	5-1	L	20-21-2	42
3	OCT. 9	@	COLUMBUS	5-1	L	1-2-0	2	44	JAN. 13		SAN JOSE	4-1	L	20-22-2	42
4	OCT. 11	@	DETROIT	9-2	L	1-3-0	2	45	JAN. 15		ST. LOUIS	5-4	W	21-22-2	44
5	OCT. 14	@	NASHVILLE	4-1	L	1-4-0	2	46	JAN. 17	@	COLORADO	4-3	L	21-23-2	44
6	OCT. 17	@	ST. LOUIS	5-2	W	2-4-0	4	47	JAN. 18	@	SAN JOSE	5-2	L	21-24-2	44
7	OCT. 19		LOS ANGELES	4-0	L	2-5-0	4	48	JAN. 20	@	LOS ANGELES	3-2	W	22-24-2	46
8	OCT. 21		DALLAS	4-0	L	2-6-0	4	49	JAN. 26	@	COLORADO	5-4	W	23-24-2	48
9	OCT. 23	@	EDMONTON	5-2	L	2-7-0	4	50	JAN. 27		PITTSBURGH	7-2	L	23-25-2	48
10	OCT. 24	@	CALGARY	6-1	L	2-8-0	4	51	JAN. 31	@	ANAHEIM	2-1	L	23-26-2	48
11	OCT. 26		EDMONTON	6-2	W	3-8-0	6	52	FEB. 1		NASHVILLE	3-2	W	24-26-2	50
12	OCT. 28		NY RANGERS	7-3	L	3-9-0	6	53	FEB. 3		MINNESOTA	1-0	L	24-27-2	50
13	NOV. 3	@	ANAHEIM	6-2	L	3-10-0	6	54	FEB. 6	@	COLUMBUS	3-0	W	25-27-2	52
14	NOV. 4		LOS ANGELES	6-4	W	4-10-0	8	55	FEB. 7	@	DETROIT	4-2	L	25-28-2	52
15	NOV. 9		DALLAS	1-0	L	4-11-0	8	56	FEB. 10	@	FLORIDA	5-2	L	25-29-2	52
16	NOV. 11		SAN JOSE	2-1	L	4-12-0	8	57	FEB. 13	@	TAMPA BAY	5-3	L	25-30-2	52
17	NOV. 14		MINNESOTA	4-3	W	5-12-0	10	58	FEB. 15		ANAHEIM	5-4	OL	25-30-3	53
18	NOV. 16		CHICAGO	3-2	W	6-12-0	12	59	FEB. 17		DETROIT	4-1	L	25-31-3	53
19	NOV. 18	@	LOS ANGELES	5-3	L	6-13-0	12	60	FEB. 19	@	NASHVILLE	4-1	L	25-32-3	53
20	NOV. 19	@	ANAHEIM	6-4	L	6-14-0	12	61	FEB. 22		CALGARY	3-2	W	26-32-3	55
21	NOV. 22		NEW JERSEY	3-1	W	7-14-0	14	62	FEB. 26	@	CALGARY	5-2	L	26-33-3	55
22	NOV. 24	@	MINNESOTA	4-0	L	7-15-0	14	63	FEB. 27	@	EDMONTON	3-0	W	27-33-3	57
23	NOV. 25	@	ST. LOUIS	2-1	W	8-15-0	16	64	MAR. 1	@	VANCOUVER	4-3	L	27-34-3	57
24	NOV. 30		LOS ANGELES	7-4	W	9-15-0	18	65	MAR. 3		COLUMBUS	4-3	L	27-35-3	57
25	DEC. 4		NASHVILLE	3-2	W	10-15-0	20	66	MAR. 7	@	ANAHEIM	2-1	L	27-36-3	57
26	DEC. 6	@	DALLAS	3-0	L	10-16-0	20	67	MAR. 8		VANCOUVER	4-2	L	27-37-3	57
27	DEC. 7	@	CHICAGO	2-1	W	11-16-0	22	68	MAR. 10		CHICAGO	7-5	L	27-38-3	57
28	DEC. 9		DALLAS	4-3	OL	11-16-1	23	69	MAR. 12		PHILADELPHIA	4-0	W	28-38-3	59
29	DEC. 11	@	SAN JOSE	4-0	L	11-17-1	23	70	MAR. 15		SAN JOSE	5-1	L	28-39-3	59
30	DEC. 12	@	VANCOUVER	5-2	L	11-18-1	23	71	MAR. 17		COLORADO	6-3	L	28-40-3	59
31	DEC. 14		COLUMBUS	5-4	W	12-18-1	25	72	MAR. 18	@	DALLAS	5-4	OL	28-40-4	60
32	DEC. 16		CALGARY	6-3	L	12-19-1	25	73	MAR. 20	@	MINNESOTA	3-2	L	28-41-4	60
33	DEC. 21		EDMONTON	3-2	L	12-20-1	25	74	MAR. 22		ANAHEIM	2-1	W	29-41-4	62
34	DEC. 23		ANAHEIM	2-0	W	13-20-1	27	75	MAR. 24		DALLAS	4-3	OL	29-41-5	63
35	DEC. 26	@	LOS ANGELES	4-3	OL	13-20-2	28	76	MAR. 27	@	DALLAS	6-0	L	29-42-5	63
36	DEC. 28	@	SAN JOSE	3-2	W	14-20-2	30	77	MAR. 29		COLORADO	4-3	L	29-43-5	63
37	DEC. 30		SAN JOSE	8-0	W	15-20-2	32	78	MAR. 30	@	SAN JOSE	4-2	L	29-44-5	63
38	JAN. 1	@	WASHINGTON	3-2	W	16-20-2	34	79	APR. 3		ST. LOUIS	5-2	L	29-45-5	63
39	JAN. 4	@	CAROLINA	2-0	W	17-20-2	36	80	APR. 5		LOS ANGELES	3-2	W	30-45-5	65
40	JAN. 5	@	ATLANTA	5-4	W	18-20-2	38	81	APR. 7	@	LOS ANGELES	3-2	L	30-46-5	65
41	JAN. 7	@	CHICAGO	4-2	W	19-20-2	40	82	APR. 8		VANCOUVER	3-1	W	31-46-5	67



2007-08 PHOENIX COYOTES

38-37-7 (83 points), 4th Pacific Division

PLAYER	GP	G	A	PTS	PIM
Shane Doan	80	28	50	78	59
Radim Vrbata	76	27	29	56	14
Peter Mueller	81	22	32	54	32
Ed Jovanovski	80	12	39	51	73
Steven Reinprecht	81	16	30	46	26
Martin Hanzal	72	8	27	35	28
Niko Kapanen	79	10	18	28	34
Daniel Winnik	79	11	15	26	25
Derek Morris	82	8	17	25	83
Daniel Carcillo	57	13	11	24	324
Keith Ballard	82	6	15	21	85
#Fredrik Sjostrom	51	10	9	19	14
Joel Perrault	49	7	10	17	48
Zbynek Michalek	75	4	13	17	34
Mike York	63	6	8	14	4

PLAYER	GP	G	A	PTS	PIM
Keith Yandle	43	5	7	12	14
Nick Boynton	79	3	9	12	125
Mathias Tjanqvist	78	4	7	11	34
Craig Weller	59	3	8	11	80
Enver Lisin	13	4	1	5	6
Mike Zigomanis	33	2	1	3	6
Matt Jones	45	0	2	2	10
Kyle Turris	3	0	1	1	2
Matt Murley	3	0	1	1	0
*Marcel Hossa	14	0	0	0	4
Bill Thomas	7	0	0	0	0
Brendan Bell	2	0	0	0	0
Pete Vandermeer	2	0	0	0	0
Ryan Caldwell	2	0	0	0	2
Josh Gratton	1	0	0	0	5

GOALTENDER	GP	MIN	GAA	W-L-T	SO	GA	SA	SV%
*Ilya Bryzgalov	55	3167	2.43	26-22-5	3	128	1621	.921
Mikael Tellqvist	22	1224	2.75	9-8-2	2	56	607	.908
#Alex Auld	9	509	3.54	3-6-0	1	30	249	.880
David Aebischer	1	60	3.00	0-1-0	0	3	33	.909

* - Acquired during season # - Relocated during season

#	DATE	H/R	OPPONENT	SCORE	RES	RECORD	PTS	#	DATE	H/R	OPPONENT	SCORE	RES	RECORD	PTS
1	OCT. 4		ST. LOUIS	3-2	W	1-0-0	2	42	JAN. 10	@	EDMONTON	5-2	L	22-19-1	45
2	OCT. 6		BOSTON	3-1	L	1-1-0	2	43	JAN. 11	@	VANCOUVER	4-3	W	23-19-1	47
3	OCT. 10	@	COLUMBUS	3-0	L	1-2-0	2	44	JAN. 13	@	MINNESOTA	4-1	L	23-20-1	47
4	OCT. 11	@	NASHVILLE	6-3	W	2-2-0	4	45	JAN. 15		SAN JOSE	5-3	W	24-20-1	49
5	OCT. 13		MINNESOTA	3-2	L	2-3-0	4	46	JAN. 17		COLUMBUS	4-3	L	24-21-1	49
6	OCT. 18		EDMONTON	4-2	L	2-4-0	4	47	JAN. 19		CHICAGO	2-1	OL	24-21-2	50
7	OCT. 20		DETROIT	5-2	L	2-5-0	4	48	JAN. 21		BUFFALO	6-2	W	25-21-2	52
8	OCT. 25	@	ANAHEIM	1-0	W	3-5-0	6	49	JAN. 24		NASHVILLE	4-3	W	26-21-2	54
9	OCT. 27		DALLAS	5-3	L	3-6-0	6	50	JAN. 29	@	COLUMBUS	4-2	W	27-21-2	56
10	OCT. 30	@	ST. LOUIS	2-1	W	4-6-0	8	51	JAN. 30	@	DETROIT	3-2	L	27-22-2	56
11	NOV. 2	@	DALLAS	5-0	W	5-6-0	10	52	FEB. 2	@	NASHVILLE	3-2	OL	27-22-3	57
12	NOV. 3		ANAHEIM	5-2	L	5-7-0	10	53	FEB. 4	@	COLORADO	4-3	W	28-22-3	59
13	NOV. 7	@	ANAHEIM	6-5	W	6-7-0	12	54	FEB. 5	@	CALGARY	4-3	OL	28-22-4	60
14	NOV. 8		DALLAS	5-2	W	7-7-0	14	55	FEB. 7		COLUMBUS	2-1	L	28-23-4	60
15	NOV. 10	@	SAN JOSE	4-1	L	7-8-0	14	56	FEB. 10		NASHVILLE	6-3	L	28-24-4	60
16	NOV. 12	@	SAN JOSE	5-0	L	7-9-0	14	57	FEB. 11	@	DALLAS	2-1	L	28-25-4	60
17	NOV. 15		SAN JOSE	6-0	L	7-10-0	14	58	FEB. 14		DALLAS	5-2	W	29-25-4	62
18	NOV. 17	@	LOS ANGELES	1-0	W	8-10-0	16	59	FEB. 16		LOS ANGELES	4-3	W	30-25-4	64
19	NOV. 21		LOS ANGELES	4-1	W	9-10-0	18	60	FEB. 18	@	LOS ANGELES	4-0	W	31-25-4	66
20	NOV. 23	@	ANAHEIM	4-3	W	10-10-0	20	61	FEB. 19		CALGARY	4-1	L	31-26-4	66
21	NOV. 24		TORONTO	5-1	W	11-10-0	22	62	FEB. 22		COLORADO	3-2	OL	31-26-5	67
22	NOV. 28	@	MINNESOTA	3-1	L	11-11-0	22	63	FEB. 24		ST. LOUIS	2-0	W	32-26-5	69
23	NOV. 30	@	CHICAGO	6-1	L	11-12-0	22	64	FEB. 27	@	CHICAGO	1-0	L	32-27-5	69
24	DEC. 1	@	DETROIT	3-2	L	11-13-0	22	65	FEB. 28	@	ST. LOUIS	2-1	W	33-27-5	71
25	DEC. 3	@	PITTSBURGH	3-1	L	11-14-0	22	66	MAR. 1		CALGARY	3-1	L	33-28-5	71
26	DEC. 5		LOS ANGELES	4-1	W	12-14-0	24	67	MAR. 5	@	DALLAS	2-1	W	34-28-5	73
27	DEC. 7		SAN JOSE	1-0	L	12-15-0	24	68	MAR. 6		MONTREAL	4-2	L	34-29-5	73
28	DEC. 8	@	LOS ANGELES	4-2	W	13-15-0	26	69	MAR. 8		OTTAWA	4-2	L	34-30-5	73
29	DEC. 13	@	NY ISLANDERS	3-2	L	13-16-0	26	70	MAR. 11		ANAHEIM	3-2	W	35-30-5	75
30	DEC. 15	@	NEW JERSEY	4-1	W	14-16-0	28	71	MAR. 13		VANCOUVER	2-0	W	36-30-5	77
31	DEC. 16	@	NY RANGERS	5-1	W	15-16-0	30	72	MAR. 15		EDMONTON	5-2	L	36-31-5	77
32	DEC. 18	@	PHILADELPHIA	3-2	W	16-16-0	32	73	MAR. 17	@	VANCOUVER	3-1	L	36-32-5	77
33	DEC. 20	@	SAN JOSE	3-2	W	17-16-0	34	74	MAR. 18	@	EDMONTON	8-4	L	36-33-5	77
34	DEC. 22		VANCOUVER	2-1	OL	17-16-1	35	75	MAR. 20		LOS ANGELES	6-5	OL	36-33-6	78
35	DEC. 27		MINNESOTA	3-2	L	17-17-1	35	76	MAR. 22		ANAHEIM	2-1	L	36-34-6	78
36	DEC. 29		DETROIT	4-2	L	17-18-1	35	77	MAR. 25		SAN JOSE	5-4	W	37-34-6	80
37	DEC. 31		COLORADO	4-3	W	18-18-1	37	78	MAR. 27	@	LOS ANGELES	4-0	L	37-35-6	80
38	JAN. 2	@	COLORADO	5-2	W	19-18-1	39	79	MAR. 30	@	SAN JOSE	3-1	L	37-36-6	80
39	JAN. 3		CHICAGO	4-2	W	20-18-1	41	80	APR. 3		DALLAS	4-2	L	37-37-6	80
40	JAN. 5		ANAHEIM	3-2	W	21-18-1	43	81	APR. 4	@	DALLAS	4-2	W	38-37-6	82
41	JAN. 8	@	CALGARY	3-1	W	22-18-1	45	82	APR. 6	@	ANAHEIM	3-2	OL	38-37-7	83



36-39-7 (79 points), 4th Pacific Division

2008-09 PHOENIX COYOTES

PLAYER	GP	G	A	PTS	PIM
Shane Doan	82	31	42	73	72
#Olli Jokinen	57	21	21	42	49
Steven Reinprecht	73	14	27	41	20
Ed Jovanovski	82	9	27	36	106
Peter Mueller	72	13	23	36	24
Martin Hanzal	74	11	20	31	40
Keith Yandle	69	4	26	30	37
Mikkel Boedker	78	11	17	28	18
Zbynek Michalek	82	6	21	27	28
Enver Lisin	48	13	8	21	24
*Joakim Lindstrom	44	9	11	20	28
Kyle Turris	63	8	12	20	21
*Matthew Lombardi	19	5	11	16	14
Viktor Tikhonov	61	8	8	16	20
Todd Fedoruk	72	6	7	13	72
*Scottie Upshall	19	8	5	13	26
#Derek Morris	57	5	7	12	24

PLAYER	GP	G	A	PTS	PIM
*Ken Klee	68	1	10	11	24
*Petr Prucha	19	2	8	10	6
#Daniel Carcillo	54	3	7	10	174
Kevin Porter	34	5	5	10	4
David Hale	48	3	6	9	36
Kurt Sauer	68	1	6	7	36
Daniel Winnik	49	3	4	7	63
*Dmitri Kalinin	15	1	3	4	6
Steven Goertzen	16	2	2	4	24
Joel Perrault	7	2	1	3	4
*Nigel Dawes	12	0	2	2	0
*Brandon Prust	11	0	1	1	29
Jeff Hoggan	4	0	1	1	7
David Schlemko	3	0	1	1	0
Brian McGrattan	5	0	0	0	22
Garth Murray	10	0	0	0	12
*Alexander Nikulin	1	0	0	0	0

GOALTENDER	GP	MIN	GAA	W-L-T	SO	GA	SA	SV%
Ilya Bryzgalov	65	3759	2.98	26-31-6	3	187	1994	.906
#Mikael Tellqvist	15	798	2.86	7-5-1	0	38	408	.907
Al Montoya	5	259	2.08	3-1-0	1	9	120	.925
Josh Tordjman	2	118	4.07	0-2-0	0	8	62	.871

* - Acquired during season # - Relocated during season

#	DATE	H/R	OPPONENT	SCORE	RES	RECORD	PTS	#	DATE	H/R	OPPONENT	SCORE	RES	RECORD	PTS
1	OCT. 11		COLUMBUS	3-1	W	1-0-0	2	42	JAN. 8		TAMPA BAY	3-2	W	20-17-5	45
2	OCT. 12	@	Anaheim	4-2	W	2-0-0	4	43	JAN. 10		DALLAS	1-0	W	21-17-5	47
3	OCT. 15	@	Chicago	4-1	L	2-1-0	4	44	JAN. 13	@	Minnesota	6-3	L	21-18-5	47
4	OCT. 17	@	Ottawa	6-3	L	2-2-0	4	45	JAN. 15	@	Vancouver	4-1	W	22-18-5	49
5	OCT. 18	@	Montreal	4-1	L	2-3-0	4	46	JAN. 17	@	Calgary	4-3	W	23-18-5	51
6	OCT. 23		WASHINGTON	2-1	W	3-3-0	6	47	JAN. 18	@	Edmonton	6-3	L	23-19-5	51
7	OCT. 25		CALGARY	4-1	L	3-4-0	6	48	JAN. 20		DETROIT	6-3	W	24-19-5	53
8	OCT. 30		PITTSBURGH	4-1	W	4-4-0	8	49	JAN. 27		ANAHEIM	7-3	L	24-20-5	53
9	NOV. 1		MINNESOTA	3-2	L	4-5-0	8	50	JAN. 29	@	San Jose	2-0	L	24-21-5	53
10	NOV. 4	@	Calgary	4-2	W	5-5-0	10	51	JAN. 31		BUFFALO	2-0	L	24-22-5	53
11	NOV. 6	@	Vancouver	1-0	L	5-6-0	10	52	FEB. 3	@	Nashville	2-1	L	24-23-5	53
12	NOV. 8		FLORIDA	4-1	W	6-6-0	12	53	FEB. 4	@	Detroit	5-4	L	24-24-5	53
13	NOV. 9		SAN JOSE	4-2	W	7-6-0	14	54	FEB. 7		CAROLINA	7-2	L	24-25-5	53
14	NOV. 12	@	Columbus	5-2	W	8-6-0	16	55	FEB. 11	@	Dallas	1-0	W	25-25-5	55
15	NOV. 13	@	Minnesota	4-0	L	8-7-0	16	56	FEB. 12		VANCOUVER	4-3	L	25-26-5	55
16	NOV. 15		Dallas	3-2	L	8-8-0	16	57	FEB. 14		CALGARY	7-5	L	25-27-5	55
17	NOV. 18		CHICAGO	3-2	OL	8-8-1	17	58	FEB. 16		EDMONTON	3-1	L	25-28-5	55
18	NOV. 21	@	Carolina	5-2	L	8-9-1	17	59	FEB. 19		ATLANTA	4-3	W	26-28-5	57
19	NOV. 22	@	Philadelphia	4-3	OL	8-9-2	18	60	FEB. 21	@	Los Angeles	6-3	W	27-28-5	59
20	NOV. 24	@	NY Rangers	4-1	I	8-10-2	18	61	FEB. 24	@	St. Louis	2-1	L	27-29-5	59
21	NOV. 26	@	Columbus	3-2	W	9-10-2	20	62	FEB. 26	@	Nashville	4-1	L	27-30-5	59
22	NOV. 28		COLORADO	2-1	W	10-10-2	22	63	FEB. 28		ST. LOUIS	3-1	L	27-31-5	59
23	NOV. 29		SAN JOSE	3-2	L	10-11-2	22	64	MAR. 5	@	Boston	2-1	W	28-31-5	61
24	DEC. 2		LOS ANGELES	4-2	W	11-11-2	24	65	MAR. 6	@	Buffalo	5-1	L	28-32-5	61
25	DEC. 4		TORONTO	6-3	W	12-11-2	26	66	MAR. 8	@	NY Islanders	3-2	L	28-33-5	61
26	DEC. 6	@	St. Louis	4-3	L	12-12-2	26	67	MAR. 10	@	Detroit	3-2	OL	28-33-6	62
27	DEC. 7	@	Chicago	7-1	L	12-13-2	26	68	MAR. 12	@	New Jersey	5-2	L	28-34-6	62
28	DEC. 10	@	Dallas	5-3	W	13-13-2	28	69	MAR. 14		NASHVILLE	2-0	L	28-35-6	62
29	DEC. 11		MINNESOTA	3-1	W	14-13-2	30	70	MAR. 17		SAN JOSE	4-3	W	29-35-6	64
30	DEC. 13		DETROIT	5-4	OL	14-13-3	31	71	MAR. 19		ANAHEIM	3-2	OL	29-35-7	65
31	DEC. 16	@	Dallas	2-1	OL	14-13-4	32	72	MAR. 21		VANCOUVER	5-1	W	30-35-7	67
32	DEC. 18		NASHVILLE	2-1	W	15-13-4	34	73	MAR. 22	@	Anaheim	6-2	L	30-36-7	67
33	DEC. 20		COLUMBUS	2-0	W	16-13-4	36	74	MAR. 16		EDMONTON	3-2	W	31-36-7	69
34	DEC. 22	@	Edmonton	4-2	L	16-14-4	36	75	MAR. 28	@	San Jose	3-2	L	31-37-7	69
35	DEC. 23	@	Colorado	5-4	OL	16-14-5	37	76	MAR. 30		DALLAS	6-5	W	32-37-7	71
36	DEC. 26	@	Los Angeles	2-1	W	17-14-5	39	77	APR. 1	@	Colorado	3-0	W	33-37-7	73
37	DEC. 27		LOS ANGELES	4-0	L	17-15-5	39	78	APR. 2		LOS ANGELES	2-1	W	34-37-7	75
38	DEC. 31		COLORADO	3-1	W	18-15-5	41	79	APR. 4	@	Los Angeles	6-1	L	34-38-7	75
39	JAN. 2		NY ISLANDERS	5-4	W	19-15-5	43	80	APR. 7		ST. LOUIS	5-1	L	34-39-7	75
40	JAN. 4	@	Anaheim	2-0	L	19-16-5	43	81	APR. 9	@	San Jose	4-1	W	35-39-7	77
41	JAN. 6		CHICAGO	6-0	L	19-17-5	43	82	APR. 11		ANAHEIM	5-4	W	36-39-7	79



2009-10 PHOENIX COYOTES

50-25-7 (107 points), 2nd Pacific Division

PLAYER	GP	G	A	PTS	PIM
Shane Doan	82	18	37	55	41
Matthew Lombardi	78	19	34	53	36
Radim Vrbata	82	24	19	43	24
Keith Yandle	82	12	29	41	45
Ed Jovanovski	66	10	24	34	55
Martin Hanzal	81	11	22	33	104
Scottie Upshall	49	18	14	32	50
Vernon Fiddler	76	8	22	30	46
Robert Lang	64	9	20	29	28
Adrian Aucoin	82	8	20	28	56
Taylor Pyatt	74	12	11	23	39
Petr Prucha	79	13	9	22	23
Daniel Winnik	74	4	15	19	12
*Lee Stempniak	18	14	4	18	8
*Wojtek Wolski	18	6	12	18	6

PLAYER	GP	G	A	PTS	PIM
#Peter Mueller	54	4	13	17	8
Zbynek Michalek	72	3	14	17	30
Jim Vandermeer	62	4	8	12	60
Lauri Korpikoski	71	5	6	11	16
Sami Lepisto	66	1	10	11	60
Paul Bissonnette	41	3	2	5	117
David Schlemko	17	1	4	5	8
*Derek Morris	18	1	3	4	11
*Mathieu Schneider	8	0	4	4	4
Mikkel Boedker	14	1	2	3	0
*#Anders Eriksson	12	0	3	3	2
*Petteri Nokelainen	17	1	1	2	6
Shaun Heshka	8	0	2	2	4
Joel Perrault	2	1	0	1	0
#Kevin Porter	4	0	0	0	0

GOALTENDER	GP	MIN	GAA	W-L-T	SO	GA	SA	SV%
Ilya Bryzgalov	69	4084	2.29	42-20-6	8	156	1961	.920
Jason LaBarbera	17	927	2.13	8-5-1	0	33	927	.928

* - Acquired during season # - Relocated during season

#	DATE	H/R	OPPONENT	SCORE	RES	RECORD	PTS	#	DATE	H/R	OPPONENT	SCORE	RES	RECORD	PTS
1	OCT. 3	@	Los Angeles	6-3	W	1-0-0	2	42	DEC. 31		SAN JOSE	3-2	OL	25-13-4	54
2	OCT. 7	@	Pittsburgh	3-0	W	2-0-0	4	43	JAN. 2		DETROIT	4-1	L	25-14-4	54
3	OCT. 8	@	Buffalo	2-1	L	2-1-0	4	44	JAN. 5	@	Edmonton	5-4	W	26-14-4	56
4	OCT. 10		COLUMBUS	2-0	L	2-2-0	4	45	JAN. 7	@	Vancouver	4-0	L	26-15-4	56
5	OCT. 12	@	San Jose	1-0	W	3-2-0	6	46	JAN. 9		NY ISLANDERS	5-4	OL	26-15-5	57
6	OCT. 15		ST. LOUIS	3-2	W	4-2-0	8	47	JAN. 12		SAN JOSE	3-1	L	26-16-5	57
7	OCT. 17		BOSTON	4-1	W	5-2-0	10	48	JAN. 14		NEW JERSEY	4-3	W	27-16-5	59
8	OCT. 22		DETROIT	3-2	W	6-2-0	12	49	JAN. 16		MINNESOTA	6-4	W	28-16-5	61
9	OCT. 24		LOS ANGELES	5-3	L	6-3-0	12	50	JAN. 18		BUFFALO	7-2	L	28-17-5	61
10	OCT. 26	@	NY Rangers	5-2	L	6-4-0	12	51	JAN. 21		NASHVILLE	4-2	W	29-17-5	63
11	OCT. 28	@	Columbus	4-1	W	7-4-0	14	52	JAN. 23	@	Washington	4-2	L	29-18-5	63
12	OCT. 29	@	St. Louis	2-0	W	8-4-0	16	53	JAN. 26	@	Detroit	5-4	W	30-18-5	65
13	OCT. 31		ANAHEIM	3-2	W	9-4-0	18	54	JAN. 28		CALGARY	3-2	W	31-18-5	67
14	NOV. 2		LOS ANGELES	5-3	L	9-5-0	18	55	JAN. 30		NY RANGERS	3-2	W	32-18-5	69
15	NOV. 4	@	Colorado	4-1	L	9-6-0	18	56	JAN. 31	@	Dallas	4-2	W	33-18-5	71
16	NOV. 5		CHICAGO	3-1	W	10-6-0	20	57	FEB. 2	@	Nashville	1-0	W	34-18-5	73
17	NOV. 7	@	Anaheim	4-3	L	10-7-0	20	58	FEB. 5	@	Chicago	2-1	W	35-18-5	75
18	NOV. 12		MONTREAL	4-2	L	10-8-0	20	59	FEB. 6	@	Dallas	4-0	L	35-19-5	75
19	NOV. 14		DALLAS	3-2	W	11-8-0	22	60	FEB. 8		EDMONTON	6-1	W	36-19-5	77
20	NOV. 16		TAMPA BAY	4-1	L	11-9-0	22	61	FEB. 10	@	Minnesota	3-2	W	37-19-5	79
21	NOV. 18	@	Minnesota	3-2	W	12-9-0	24	62	FEB. 12	@	Colorado	2-1	L	37-20-5	79
22	NOV. 19	@	St. Louis	3-2	OL	12-9-1	25	63	FEB. 13		DALLAS	3-0	L	37-21-5	79
23	NOV. 21		PHILADELPHIA	3-1	W	13-9-1	27	64	MAR. 2		ST. LOUIS	5-2	L	37-22-5	79
24	NOV. 23	@	Edmonton	4-0	L	13-10-1	27	65	MAR. 4		COLORADO	3-1	W	38-22-5	81
25	NOV. 25	@	Calgary	2-1	L	13-11-1	27	66	MAR. 6		ANAHEIM	4-0	W	39-22-5	83
26	NOV. 27		DALLAS	5-2	W	14-11-1	29	67	MAR. 10		VANCOUVER	4-3	W	40-22-5	85
27	NOV. 29	@	Anaheim	3-2	W	15-11-1	31	68	MAR. 13	@	Carolina	4-0	W	41-22-5	87
28	DEC. 3		CALGARY	2-1	W	16-11-1	33	69	MAR. 14	@	Atlanta	3-2	W	42-22-5	89
29	DEC. 5		OTTAWA	3-2	W	17-11-1	35	70	MAR. 16	@	Tampa Bay	2-1	W	43-22-5	91
30	DEC. 7		MINNESOTA	2-0	W	18-11-1	37	71	MAR. 18	@	Florida	4-3	W	44-22-5	93
31	DEC. 10	@	Los Angeles	3-2	OL	18-11-2	38	72	MAR. 20		CHICAGO	5-4	W	45-22-5	95
32	DEC. 12		SAN JOSE	2-1	W	19-11-2	40	73	MAR. 21	@	Dallas	3-2	W	46-22-5	97
33	DEC. 14	@	Detroit	3-2	L	19-12-2	40	74	MAR. 23	@	Chicago	2-0	L	46-23-5	97
34	DEC. 16	@	Toronto	6-3	W	20-12-2	42	75	MAR. 25	@	Nashville	4-3	OL	46-23-6	98
35	DEC. 17	@	Columbus	2-1	W	21-12-2	44	76	MAR. 27		COLORADO	6-2	W	47-23-6	100
36	DEC. 19	@	Anaheim	4-2	L	21-13-2	44	77	MAR. 30	@	Vancouver	4-1	L	47-24-6	100
37	DEC. 21		COLUMBUS	5-2	W	22-13-2	46	78	MAR. 31	@	Calgary	2-1	L	47-25-6	100
38	DEC. 23		ANAHEIM	4-0	W	23-13-2	48	79	APR. 3		EDMONTON	3-2	W	48-25-6	102
39	DEC. 26		LOS ANGELES	3-2	W	24-13-2	50	80	APR. 7		NASHVILLE	5-2	W	49-25-6	104
40	DEC. 28	@	San Jose	3-2	OL	24-13-3	51	81	APR. 8	@	Los Angeles	3-2	W	50-25-6	106
41	DEC. 29		VANCOUVER	3-2	W	25-13-3	53	82	APR. 10	@	San Jose	3-2	OL	50-25-7	107



43-26-13 (99 points), 3rd Pacific Division

2010-11 PHOENIX COYOTES

PLAYER	GP	G	A	PTS	PIM
Shane Doan	72	20	40	60	67
Keith Yandle	82	11	48	59	68
Ray Whitney	75	17	40	57	24
Radim Vrbata	79	19	29	48	20
Lauri Korpikoski	79	19	21	40	20
Eric Belanger	82	13	27	40	36
Lee Stempniak	82	19	19	38	19
Taylor Pyatt	76	18	13	31	27
#Scottie Upshall	61	16	11	27	42
Martin Hanzal	61	16	10	26	54
Kyle Turris	65	11	14	25	16
Vernon Fiddler	71	6	16	22	46
Adrian Aucoin	75	3	19	22	52
#Wojtek Wolski	36	6	10	16	10
Derek Morris	77	5	11	16	58

PLAYER	GP	G	A	PTS	PIM
Ed Jovanovski	50	5	9	14	39
David Schlemko	43	4	10	14	24
Mikkel Boedker	34	4	10	14	8
#Sami Lepisto	51	4	7	11	37
Oliver Ekman-Larsson	48	1	10	11	24
*Michal Rozsival	33	3	3	6	20
Andrew Ebbett	33	2	3	5	4
Brett MacLean	13	2	1	3	2
Paul Bissonnette	48	1	0	1	71
*Rostislav Klesla	16	1	0	1	12
Nolan Yonkman	16	0	1	1	39
#Petr Prucha	11	0	1	1	4
Chris Summers	2	0	0	0	4
Ryan Hollweg	3	0	0	0	0
Garrett Stafford	2	0	0	0	0

GOALTENDER	GP	MIN	GAA	W-L-T	SO	GA	SA	SV%
Ilya Bryzgalov	68	4059	2.48	36-20-10	7	168	2125	.921
Jason LaBarbera	17	882	3.26	7-6-3	2	48	529	.909
Matt Climie	1	32	1.88	0-0-0	0	1	16	.938

* - Acquired during season # - Relocated during season

#	DATE	H/R	OPPONENT	SCORE	RES	RECORD	PTS	#	DATE	H/R	OPPONENT	SCORE	RES	RECORD	PTS
1	OCT. 9	@	Boston	5-2	W	1-0-0	2	42	JAN. 10	@	St. Louis	4-3	W	20-13-9	49
2	OCT. 10		BOSTON	3-0	L	1-1-0	2	43	JAN. 11	@	Columbus	4-3	W	21-13-9	51
3	OCT. 16		DETROIT	2-1	OL	1-1-1	3	44	JAN. 13		TORONTO	5-1	W	22-13-9	53
4	OCT. 17	@	Anaheim	3-2	L	1-2-1	3	45	JAN. 15		ANAHEIM	6-2	W	23-13-9	55
5	OCT. 21		LOS ANGELES	4-2	W	2-2-1	5	46	JAN. 17		SAN JOSE	4-2	L	23-14-9	55
6	OCT. 23		CAROLINA	4-3	OL	2-2-2	6	47	JAN. 18		NASHVILLE	5-2	L	23-15-9	55
7	OCT. 25	@	Montreal	3-2	OL	2-2-3	7	48	JAN. 20	@	Los Angeles	2-0	W	24-15-9	57
8	OCT. 26	@	Ottawa	5-2	L	2-3-3	7	49	JAN. 22		LOS ANGELES	4-3	L	24-16-9	57
9	OCT. 28	@	Detroit	4-2	W	3-3-3	9	50	JAN. 25		EDMONTON	4-3	L	24-17-9	57
10	OCT. 30		TAMPA BAY	3-0	L	3-4-3	9	51	JAN. 26	@	Colorado	5-2	W	25-17-9	59
11	NOV. 3		NASHVILLE	4-3	W	4-4-3	11	52	FEB. 1	@	San Jose	5-3	L	25-18-9	59
12	NOV. 5	@	Dallas	6-3	L	4-5-3	11	53	FEB. 2		VANCOUVER	6-0	L	25-19-9	59
13	NOV. 6		PITTSBURGH	4-3	OL	4-5-4	12	54	FEB. 5		MINNESOTA	1-0	W	26-19-9	61
14	NOV. 8	@	Detroit	3-2	OL	4-5-5	13	55	FEB. 7		COLORADO	3-0	W	27-19-9	63
15	NOV. 10	@	Chicago	2-1	W	5-5-5	15	56	FEB. 9	@	Dallas	3-2	W	28-19-9	65
16	NOV. 12		CALGARY	5-4	W	6-5-5	17	57	FEB. 12		CHICAGO	3-2	W	29-19-9	67
17	NOV. 13		ST LOUIS	5-3	W	7-5-5	19	58	FEB. 14		WASHINGTON	3-2	W	30-19-9	69
18	NOV. 17	@	Calgary	3-1	W	8-5-5	21	59	FEB. 17		ATLANTA	4-3	W	31-19-9	71
19	NOV. 19	@	Edmonton	4-3	W	9-5-5	23	60	FEB. 19	@	Nashville	3-2	W	32-19-9	73
20	NOV. 21	@	Vancouver	3-2	W	10-5-5	25	61	FEB. 22	@	Philadelphia	3-2	W	33-19-9	75
21	NOV. 23		EDMONTON	5-0	W	11-5-5	27	62	FEB. 23	@	Tampa Bay	8-3	L	33-20-9	75
22	NOV. 27		ANAHEIM	6-4	L	11-6-5	27	63	FEB. 25	@	Columbus	5-3	L	33-21-9	75
23	NOV. 30	@	Nashville	3-0	L	11-7-5	27	64	FEB. 27	@	Chicago	4-3	OL	33-21-10	76
24	DEC. 1	@	Minnesota	4-2	W	12-7-5	29	65	MAR. 1		DALLAS	3-2	L	33-22-10	76
25	DEC. 4		FLORIDA	2-1	OL	12-7-6	30	66	MAR. 3	@	Los Angeles	1-0	L	33-23-10	76
26	DEC. 5	@	Anaheim	3-0	W	13-7-6	32	67	MAR. 5		DETROIT	5-4	W	34-23-10	78
27	DEC. 9		MINNESOTA	3-2	L	13-8-6	32	68	MAR. 8		VANCOUVER	4-3	OL	34-23-11	79
28	DEC. 11		DALLAS	5-2	W	14-8-6	34	69	MAR. 10		CALGARY	3-0	W	35-23-11	81
29	DEC. 15	@	New Jersey	3-0	L	14-9-6	34	70	MAR. 13	@	Anaheim	5-2	W	36-23-11	83
30	DEC. 16	@	NY Rangers	4-3	OL	14-9-7	35	71	MAR. 15	@	Calgary	4-3	W	37-23-11	85
31	DEC. 18	@	NY Islanders	4-3	W	15-9-7	37	72	MAR. 17	@	Edmonton	3-1	W	38-23-11	87
32	DEC. 20	@	Pittsburgh	6-1	L	15-10-7	37	73	MAR. 18	@	Vancouver	3-1	W	39-23-11	89
33	DEC. 23	@	San Jose	4-1	L	15-11-7	37	74	MAR. 20		CHICAGO	2-1	L	39-24-11	89
34	DEC. 26	@	Dallas	1-0	W	16-11-7	39	75	MAR. 22		ST. LOUIS	2-1	W	40-24-11	91
35	DEC. 28		ANAHEIM	3-1	L	16-12-7	39	76	MAR. 24		COLUMBUS	3-0	W	41-24-11	93
36	DEC. 29		LOS ANGELES	5-2	W	17-12-7	41	77	MAR. 26		SAN JOSE	4-1	L	41-25-11	93
37	DEC. 31	@	St. Louis	4-3	L	17-13-7	41	78	MAR. 29		DALLAS	2-1	W	42-25-11	95
38	JAN. 2	@	Minnesota	6-5	OL	17-13-8	42	79	APR. 1		COLORADO	4-3	OL	42-25-12	96
39	JAN. 4		COLUMBUS	4-2	W	18-13-8	44	80	APR. 6	@	Los Angeles	3-2	OL	42-25-13	97
40	JAN. 6	@	Colorado	2-0	W	19-13-8	46	81	APR. 8		SAN JOSE	4-3	W	43-25-13	99
41	JAN. 8		BUFFALO	2-1	OL	19-13-9	47	82	APR. 9	@	San Jose	3-1	L	43-26-13	107



2011-12 PHOENIX COYOTES

42-27-13 (97 points), 1st Pacific Division

PLAYER	GP	G	A	PTS	PIM
Ray Whitney	82	24	53	77	28
Radim Vrbata	77	35	27	62	24
Shane Doan	79	22	28	50	48
Keith Yandle	82	11	32	43	51
Lauri Korpikoski	82	17	20	37	14
*Antoine Vermette	82	11	26	37	28
Martin Hanzal	64	8	26	34	63
Oliver Ekman-Larsson	82	13	19	32	32
Daymond Langkow	73	11	19	30	14
Raffi Torres	79	15	11	26	83
Mikkel Boedker	82	11	13	24	12
Boyd Gordon	75	8	15	23	10
Taylor Pyatt	73	9	10	19	23
Kyle Chipchura	53	3	13	16	42
*Gilbert Brule	33	5	9	14	11
Rostislav Klesla	65	3	10	13	54

PLAYER	GP	G	A	PTS	PIM
Michal Rozsival	54	1	12	13	34
Derek Morris	59	2	9	11	38
David Schlemko	46	1	10	11	10
Adrian Aucoin	64	2	7	9	42
*David Rundblad	30	1	6	7	6
*#Cal O'Reilly	22	2	3	5	2
Patrick O'Sullivan	23	2	2	4	2
Marc-Antoine Pouliot	13	0	4	4	2
Michael Stone	13	1	2	3	2
Chris Summers	21	0	3	3	11
Paul Bissonnette	31	1	0	1	41
#Petteri Nokelainen	5	0	1	1	0
Andy Miele	7	0	0	0	6
#Kyle Turris	6	0	0	0	4
Alexandre Bolduc	2	0	0	0	2
Matt Watkins	1	0	0	0	0

GOALTENDER	GP	MIN	GAA	W-L-T	SO	GA	SA	SV%
Mike Smith	67	3903	2.21	38-18-10	8	144	2066	.930
Jason LaBarbera	19	1015	2.54	3-9-3	0	43	486	.912
Curtis McElhinney	2	72	1.67	1-0-0	0	2	36	.944

* - Acquired during season # - Relocated during season

#	DATE	H/R	OPPONENT	SCORE	RES	RECORD	PTS	#	DATE	H/R	OPPONENT	SCORE	RES	RECORD	PTS
1	OCT. 8	@	San Jose	6-3	L	0-1-0	0	42	JAN. 7		N.Y. ISLANDERS	5-1	W	20-17-5	45
2	OCT. 10	@	Dallas	2-1	OL	0-1-1	1	43	JAN. 10	@	N.Y. Rangers	2-1	OL	20-17-6	46
3	OCT. 13	@	Nashville	5-2	W	1-1-1	3	44	JAN. 12	@	Detroit	3-2	OL	20-17-7	47
4	OCT. 15		WINNIPEG	4-1	W	2-1-1	5	45	JAN. 13	@	Columbus	3-2	L	20-18-7	47
5	OCT. 18		CHICAGO	5-2	L	2-2-1	5	46	JAN. 16		COLORADO	6-1	W	21-18-7	49
6	OCT. 20		LOS ANGELES	2-0	L	2-3-1	5	47	JAN. 18	@	Anaheim	6-2	L	21-19-7	49
7	OCT. 23	@	Anaheim	5-4	W	3-3-1	7	48	JAN. 19		DETROIT	3-2	OL	21-19-8	50
8	OCT. 25		DALLAS	3-2	OL	3-3-2	8	49	JAN. 21		TAMPA BAY	4-3	L	21-20-8	50
9	OCT. 27		NEW JERSEY	5-3	W	4-3-2	10	50	JAN. 24		OTTAWA	3-2	W	22-20-8	52
10	OCT. 29		LOS ANGELES	3-2	W	5-3-2	12	51	JAN. 31		ANAHEIM	4-1	L	22-21-8	52
11	NOV. 2	@	Colorado	4-1	W	6-3-2	14	52	FEB. 4		SAN JOSE	5-3	W	23-21-8	54
12	NOV. 3		NASHVILLE	3-0	L	6-4-2	14	53	FEB. 6		DETROIT	3-1	W	24-21-8	56
13	NOV. 5		EDMONTON	4-2	W	7-4-2	16	54	FEB. 7	@	Dallas	4-1	W	25-21-8	58
14	NOV. 10		MONTREAL	3-2	OL	7-4-3	17	55	FEB. 9		CALGARY	2-1	W	26-21-8	60
15	NOV. 12	@	San Jose	3-0	W	8-4-3	19	56	FEB. 11		CHICAGO	3-0	W	27-21-8	62
16	NOV. 15	@	Toronto	3-2	W	9-4-3	21	57	FEB. 13	@	Vancouver	2-1	OL	27-21-9	63
17	NOV. 17	@	Philadelphia	2-1	L	9-5-3	21	58	FEB. 16	@	Los Angeles	1-0	W	28-21-9	65
18	NOV. 19	@	Buffalo	4-2	W	10-5-3	23	59	FEB. 18		DALLAS	2-1	W	29-21-9	67
19	NOV. 21	@	Washington	4-3	L	10-6-3	23	60	FEB. 21		LOS ANGELES	5-4	W	30-21-9	69
20	NOV. 23		ANAHEIM	4-2	W	11-6-3	25	61	FEB. 23	@	Calgary	4-3	W	31-21-9	71
21	NOV. 25		VANCOUVER	5-0	L	11-7-3	25	62	FEB. 25	@	Edmonton	3-1	W	32-21-9	73
22	NOV. 26		DALLAS	3-0	W	12-7-3	27	63	FEB. 28		VANCOUVER	2-1	W	33-21-9	75
23	NOV. 29	@	Chicago	4-1	W	13-7-3	29	64	MAR. 1		CALGARY	4-2	L	33-22-9	75
24	DEC. 1	@	Winnipeg	1-0	L	13-8-3	29	65	MAR. 3		COLUMBUS	5-2	L	33-23-9	75
25	DEC. 3		PHILADELPHIA	4-2	L	13-9-3	29	66	MAR. 5	@	Pittsburgh	2-1	L	33-24-9	75
26	DEC. 5	@	Chicago	4-3	W	14-9-3	31	67	MAR. 6	@	Columbus	3-2	L	33-25-9	75
27	DEC. 6	@	Nashville	3-2	W	15-9-3	33	68	MAR. 8		MINNESOTA	3-2	OL	33-25-10	76
28	DEC. 8	@	Detroit	5-2	L	15-10-3	33	69	MAR. 10		SAN JOSE	3-0	W	34-25-10	78
29	DEC. 10		MINNESOTA	4-1	L	15-11-3	33	70	MAR. 12		NASHVILLE	5-4	OL	34-25-11	79
30	DEC. 14	@	Anaheim	4-1	L	15-12-3	33	71	MAR. 14	@	Vancouver	5-4	W	35-25-11	81
31	DEC. 15		EDMONTON	4-2	W	16-12-3	35	72	MAR. 15	@	Calgary	4-1	L	35-26-11	81
32	DEC. 17		N.Y. RANGERS	3-2	L	16-13-3	35	73	MAR. 18	@	Edmonton	3-2	W	36-26-11	83
33	DEC. 20	@	Florida	2-1	W	17-13-3	37	74	MAR. 20	@	Dallas	4-3	OL	36-26-12	84
34	DEC. 21	@	Carolina	4-3	W	18-13-3	39	75	MAR. 22		COLORADO	3-2	W	37-26-12	86
35	DEC. 23		ST. LOUIS	3-2	L	18-14-3	39	76	MAR. 24	@	San Jose	4-3	OL	37-26-13	87
36	DEC. 26	@	Los Angeles	4-3	L	18-15-3	39	77	MAR. 25		ST. LOUIS	4-0	L	37-27-13	87
37	DEC. 28		BOSTON	2-1	OL	18-15-4	40	78	MAR. 29		SAN JOSE	2-0	W	38-27-13	89
38	DEC. 29	@	Colorado	3-2	L	18-16-4	40	79	MAR. 31		ANAHEIM	4-0	W	39-27-13	91
39	DEC. 31	@	Minnesota	4-2	W	19-16-4	42	80	APR. 3		COLUMBUS	2-0	W	40-27-13	93
40	JAN. 3	@	St. Louis	4-1	L	19-17-4	42	81	APR. 6	@	St. Louis	4-1	W	41-27-13	95
41	JAN. 5	@	Los Angeles	1-0	OL	19-17-5	43	82	APR. 7	@	Minnesota	4-1	W	42-27-13	97



ALL-TIME VS. OPPONENTS

*Records for '99-00 are "adjusted" to reflect overtime losses instead of regulation ties.

VS ANAHEIM							HOME							ROAD							OVERALL						
YEAR	W	L	T	OL	GF	GA	W	L	T	OL	GF	GA	W	L	T	OL	GF	GA									
1993-94	0	2	0		6	9	0	2	0		3	8	0	4	0		9	17									
1994-95	1	1	0		7	6	0	2	0		3	6	1	3	0		10	12									
1995-96	1	1	0		8	9	0	2	0		4	11	1	3	0		12	20									
1996-97	2	0	0		10	5	1	1	0		4	5	3	1	0		14	10									
1997-98	1	1	0		9	7	2	0	0		11	3	3	1	0		20	10									
1998-99	1	1	1		5	8	0	2	1		3	9	1	3	2		8	17									
1999-00	2	1	0	0	9	4	2	0	0	1	14	6	4	1	0	1	23	10									
2000-01	0	2	0	0	4	10	2	0	1	0	10	6	2	2	1	0	14	16									
2001-02	0	1	0	2	3	9	1	1	0	0	5	4	1	2	0	2	8	13									
2002-03	2	0	0	0	7	3	0	2	1	0	4	9	2	2	1	0	11	12									
2003-04	1	0	1	1	7	7	1	1	0	1	6	7	2	1	1	2	13	14									
2005-06	1	3		0	8	13	0	4		0	8	19	1	7		0	16	32									
2006-07	2	1		1	9	8	0	4		0	8	16	2	5		1	17	24									
2007-08	2	2		0	9	11	3	0		1	13	11	5	2		1	22	22									
2008-09	1	1		1	10	14	1	2		0	6	10	2	3		1	16	24									
2009-10	3	0		0	11	2	1	2		0	8	10	4	2		0	19	12									
2010-11	1	2		0	11	11	2	1		0	10	5	3	3		0	21	16									
2011-12	2	1		0	9	6	1	2		0	8	14	3	3		0	17	20									
TOTALS	23	20	2	5	142	142	17	28	3	3	128	159	40	48	5	8	270	301									

VS BOSTON							HOME						ROAD						OVERALL					
YEAR	W	L	T	OL	GF	GA	W	L	T	OL	GF	GA	W	L	T	OL	GF	GA						
1979-80	1	1	0		4	4	0	2	0		1	7	1	3	0		5	11						
1980-81	0	1	1		8	11	0	1	1		11	12	0	2	2		19	23						
1981-82	0	1	0		5	8	0	2	0		10	15	0	3	0		15	23						
1982-83	2	0	0		12	9	0	0	1		2	2	2	0	1		14	11						
1983-84	1	0	0		5	2	0	2	0		4	9	1	2	0		9	11						
1984-85	1	1	0		6	7	1	0	0		4	3	2	1	0		10	10						
1985-86	0	1	0		1	2	0	2	0		9	15	0	3	0		10	17						
1986-87	1	1	0		7	4	0	1	0		3	6	1	2	0		10	10						
1987-88	0	1	0		3	4	0	2	0		6	9	0	3	0		9	13						
1988-89	0	2	0		4	9	1	0	0		4	3	1	2	0		8	12						
1989-90	1	0	0		3	2	0	1	1		5	7	1	1	1		8	9						
1990-91	1	1	0		8	4	0	1	0		2	5	1	2	0		10	9						
1991-92	0	1	1		6	9	1	0	0		3	1	1	1	1		9	10						
1992-93	1	0	0		5	4	0	1	0		2	6	1	1	0		7	10						
1993-94	0	1	0		6	7	0	1	0		4	5	0	2	0		10	12						
1994-95	DID NOT PLAY																							
1995-96	0	1	0		3	5	0	1	0		4	5	0	2	0		7	10						
1996-97	1	0	0		5	4	1	0	0		5	2	2	0	0		10	6						
1997-98	0	1	0		2	3	0	1	0		2	5	0	2	0		4	8						
1998-99	1	0	0		3	1	0	1	0		2	3	1	1	0		5	4						
1999-00	1	0	0	0	2	1	0	1	0	0	0	2	1	1	0	0	2	3						
2000-01	-	-	-	-	-	-	0	1	0	0	4	7	0	1	0	0	4	7						
2001-02	0	0	1	0	1	1	0	1	0	0	2	4	0	1	1	0	3	5						
2002-03	1	0	0	0	2	1	-	-	-	-	-	-	1	0	0	0	2	1						
2003-04	-	-	-	-	-	-	0	0	1	0	3	3	0	0	1	0	3	3						
2005-06	-	-	-	-	-	-	1	0		0	2	1	1	0		0	2	1						
2006-07	DID NOT PLAY																							
2007-08	0	1	0		1	3	-	-	-	-	-	-	0	1	0		1	3						
2008-09	-	-	-	-	-	-	1	0		0	2	1	1	0		0	2	1						
2010-11	0	1		0	0	3	1	0		0	5	2	1	1		0	5	5						
2011-12	0	0		1	1	2	-	-	-	-	-	-	0	0		1	1	2						
TOTALS	14	16	3	1	107	111	7	22	4	0	101	140	21	38	7	1	208	251						



ALL-TIME VS. OPPONENTS

VS BUFFALO YEAR	HOME						ROAD						OVERALL					
	W	L	T	OL	GF	GA	W	L	T	OL	GF	GA	W	L	T	OL	GF	GA
1979-80	0	1	1		5	6	0	2	0		5	10	0	3	1		10	16
1980-81	0	2	0		4	9	0	2	0		4	11	0	4	0		8	20
1981-82	0	0	1		4	4	0	1	1		5	6	0	1	2		9	10
1982-83	1	1	0		8	7	0	1	0		2	5	1	2	0		10	12
1983-84	0	1	0		5	6	0	2	0		6	14	0	3	0		11	20
1984-85	2	0	0		8	5	0	1	0		0	4	2	1	0		8	9
1985-86	1	0	0		5	3	0	2	0		6	13	1	2	0		11	16
1986-87	1	1	0		5	6	1	0	0		6	3	2	1	0		11	9
1987-88	1	0	0		7	5	0	1	1		7	9	1	1	1		14	14
1988-89	1	1	0		5	7	0	1	0		4	5	1	2	0		9	12
1989-90	0	1	0		3	4	0	2	0		4	7	0	3	0		7	11
1990-91	0	2	0		2	8	0	1	0		1	4	0	3	0		3	12
1991-92	1	0	0		5	4	0	1	0		2	5	1	1	0		7	9
1992-93	0	1	0		2	6	0	1	0		1	2	0	2	0		3	8
1993-94	1	0	0		3	2	0	1	0		0	6	1	1	0		3	8
1994-95	DID NOT PLAY																	
1995-96	1	0	0		4	1	1	0	0		4	3	2	0	0		8	4
1996-97	0	1	0		2	3	0	1	0		1	5	0	2	0		3	8
1997-98	1	0	0		6	1	0	0	1		3	3	1	0	1		9	4
1998-99	1	0	0		1	0	0	0	1		1	1	1	0	1		2	1
1999-00	1	0	0	0	2	1	0	0	1	0	2	2	1	0	1	0	4	3
2000-01	-	-	-	-	-	-	1	0	0	0	7	3	1	0	0	0	7	3
2001-02	0	1	0	0	1	3	1	0	0	0	3	2	1	1	0	0	4	5
2002-03	0	1	0	0	0	1	1	0	0	0	3	2	1	1	0	0	3	3
2003-04	-	-	-	-	-	-	1	0	0	0	3	2	1	0	0	0	3	2
2005-06	-	-	-	-	-	-	1	0		0	2	1	1	0		0	2	1
2006-07	DID NOT PLAY																	
2007-08	1	0	0		6	2	-	-	-	-	-	-	1	0	0		6	2
2008-09	0	1		0	0	2	0	1		0	1	5	0	2		0	1	7
2009-10	0	1		0	2	7	0	1		0	1	2	0	2		0	3	9
2010-11	0	0		1	1	2	-	-	-	-	-	-	0	0		1	1	2
2011-12	-	-	-	-	-	-	1	0		0	4	2	1	0		0	4	2
TOTALS	14	16	2	1	36	105	8	22	5	0	88	137	22	38	7	1	184	242

VS CALGARY YEAR	HOME						ROAD						OVERALL					
	W	L	T	OL	GF	GA	W	L	T	OL	GF	GA	W	L	T	OL	GF	GA
1979-80	0	2	0		6	10	0	2	0		0	10	0	4	0		6	20
1980-81	0	1	1		6	9	0	2	0		3	7	0	3	1		9	16
1981-82	1	0	0		6	4	1	1	0		9	10	2	1	0		15	14
1982-83	1	2	1		17	17	1	3	0		14	20	2	5	1		31	37
1983-84	1	1	2		10	10	0	3	1		16	27	1	4	3		26	37
1984-85	1	2	1		17	21	0	3	1		14	28	1	5	2		31	49
1985-86	1	3	0		20	23	0	3	1		11	21	1	6	1		31	44
1986-87	4	0	0		27	8	2	2	0		11	12	6	2	0		38	20
1987-88	3	0	1		22	11	1	3	0		13	17	4	3	1		35	28
1988-89	2	2	0		9	15	0	3	1		13	25	2	5	1		22	40
1989-90	3	1	0		16	10	2	2	0		13	14	5	3	0		29	24
1990-91	1	1	2		12	12	0	4	0		12	18	1	5	2		24	30
1991-92	3	1	0		22	13	1	1	1		11	13	4	2	1		33	26
1992-93	1	2	0		12	13	2	0	2		16	13	3	2	2		28	26
1993-94	0	2	0		5	9	0	2	0		6	12	0	4	0		11	21
1994-95	1	0	1		6	5	1	1	0		9	12	2	1	1		15	17
1995-96	2	0	0		9	5	2	0	0		7	3	4	0	0		16	8
1996-97	1	1	0		5	8	2	0	0		8	4	3	1	0		13	12
1997-98	1	0	1		5	3	1	1	0		7	7	2	1	1		12	10
1998-99	1	0	1		4	3	2	0	0		7	3	3	0	1		11	6
1999-00	2	0	0	0	6	4	1	0	1	0	6	4	3	0	1	0	12	8
2000-01	1	1	0	0	5	6	1	0	1	0	6	4	2	1	1	0	11	10
2001-02	2	0	0	0	10	6	2	0	0	0	6	3	4	0	0	0	16	9
2002-03	1	1	0	0	6	7	1	1	0	0	7	3	2	2	0	0	13	10
2003-04	0	2	0	0	1	6	0	2	0	0	2	5	0	4	0	0	3	11
2005-06	1	1		0	6	6	1	1		0	4	5	2	2		0	10	11
2006-07	1	1		0	6	8	0	2		0	3	11	1	3		0	9	19
2007-08	0	2		0	2	7	1	0		1	6	5	1	2		1	8	12
2008-09	0	2		0	6	11	2	0		0	8	5	2	2		0	14	16
2009-10	2	0		0	5	3	0	2		0	2	4	2	2		0	7	7
2010-11	2	0		0	8	4	2	0		0	7	4	4	0		0	15	8
2011-12	1	1		0	4	5	1	1		0	3	3	2	2		0	7	8
TOTALS	41	32	11	0	301	282	30	45	9	1	260	332	71	77	20	1	561	614



ALL-TIME VS. OPPONENTS

VS CAROLINA

YEAR	HOME						ROAD						OVERALL					
	W	L	T	OL	GF	GA	W	L	T	OL	GF	GA	W	L	T	OL	GF	GA
1979-80	2	0	0		10	2	0	2	0		6	12	2	2	0		16	14
1980-81	0	2	0		8	13	0	1	1		7	11	0	3	1		15	24
1981-82	0	1	0		1	6	1	1	0		7	9	1	2	0		8	15
1982-83	1	1	0		5	5	0	0	1		2	2	1	1	1		7	7
1983-84	1	0	0		4	3	1	0	1		11	7	2	0	1		15	10
1984-85	1	1	0		10	10	1	0	0		3	0	2	1	0		13	10
1985-86	1	0	0		5	4	0	2	0		3	15	1	2	0		8	19
1986-87	1	1	0		3	3	0	0	1		4	4	1	1	1		7	7
1987-88	1	0	0		6	3	0	2	0		6	8	1	2	0		12	11
1988-89	1	1	0		8	8	0	1	0		3	7	1	2	0		11	15
1989-90	0	1	0		2	4	2	0	0		7	3	2	1	0		9	7
1990-91	2	0	0		10	8	0	1	0		3	4	2	1	0		13	12
1991-92	0	2	0		2	4	0	0	1		3	3	0	2	1		5	7
1992-93	1	1	0		10	13	1	0	0		6	3	2	1	0		16	16
1993-94	0	0	1		2	2	0	1	0		0	4	0	1	1		2	6
1994-95	DID NOT PLAY																	
1995-96	0	1	0		2	3	1	0	0		5	2	1	1	0		7	5
1996-97	0	1	0		1	2	0	1	0		0	1	0	2	0		1	3
1997-98	0	1	0		4	5	0	0	1		2	2	0	1	1		6	7
1998-99	0	0	1		5	5	0	0	0		0	0	0	0	1		5	5
1999-00	1	0	0	0	7	5	1	0	0	0	4	2	2	0	0	0	11	7
2000-01	0	0	0	1	1	2	1	0	0	0	2	0	1	0	0	1	3	2
2001-02	-	-	-	-	-	-	0	0	0	1	0	1	0	0	0	1	0	1
2002-03	1	0	0	0	4	2	0	1	0	0	2	3	1	1	0	0	6	5
2003-04	-	-	-	-	-	-	1	0	0	0	3	0	1	0	0	0	3	0
2005-06	1	0		0	8	4	-	-	-	-	-	-	1	0		0	8	4
2006-07	-	-	-	-	-	-	1	0		0	2	0	1	0		0	2	0
2007-08	DID NOT PLAY																	
2008-09	0	1		0	2	7	0	1		0	2	5	0	2		0	4	12
2009-10	-	-	-	-	-	-	1	0		0	4	0	1	0		0	4	0
2010-11	0	0		1	3	4	-	-	-	-	-	-	0	0		1	3	4
2011-12	-	-	-	-	-	-	1	0		0	4	3	1	0		0	4	3
TOTALS	15	15	2	2	123	127	13	14	6	1	101	111	28	29	8	3	224	238

VS CHICAGO

YEAR	HOME						ROAD						OVERALL					
	W	L	T	OL	GF	GA	W	L	T	OL	GF	GA	W	L	T	OL	GF	GA
1979-80	1	1	0		6	4	1	1	0		5	6	2	2	0		11	10
1980-81	1	1	0		8	10	0	2	0		5	17	1	3	0		13	27
1981-82	2	1	1		17	16	1	1	1		13	12	3	2	2		30	28
1982-83	0	1	0		5	7	1	1	0		8	13	1	2	0		13	20
1983-84	2	0	0		13	7	0	1	0		2	6	2	1	0		15	13
1984-85	0	0	1		5	5	1	1	0		9	9	1	1	1		14	14
1985-86	1	1	0		7	6	0	1	0		4	5	1	2	0		11	11
1986-87	0	1	0		4	8	0	2	0		3	8	0	3	0		7	16
1987-88	1	0	1		7	4	0	1	0		4	6	1	1	1		11	10
1988-89	0	1	0		5	6	0	2	0		5	17	0	3	0		10	23
1989-90	1	1	0		9	7	0	1	0		3	4	1	2	0		12	11
1990-91	0	1	0		1	3	0	1	1		7	8	0	2	1		8	11
1991-92	2	0	0		9	4	0	0	1		3	3	2	0	1		12	7
1992-93	1	0	0		5	2	0	2	0		2	9	1	2	0		7	11
1993-94	2	1	0		6	9	0	3	0		7	15	2	4	0		13	24
1994-95	2	1	0		11	7	1	1	0		4	4	3	2	0		15	11
1995-96	2	0	1		9	7	0	2	0		4	7	2	2	1		13	14
1996-97	1	1	0		3	6	3	0	0		10	4	4	1	0		13	10
1997-98	2	1	0		10	7	2	0	1		9	6	4	1	1		19	13
1998-99	2	0	0		6	2	0	1	1		4	5	2	1	1		10	7
1999-00	1	1	0	0	3	4	0	1	1	0	6	10	1	2	1	0	9	14
2000-01	1	1	0	0	4	6	0	0	1	0	1	1	1	1	1	0	5	7
2001-02	1	1	0	0	5	6	1	1	0	0	4	4	2	2	0	0	9	10
2002-03	0	2	0	0	2	8	1	0	1	0	2	1	1	2	1	0	4	9
2003-04	1	0	1	0	4	3	0	0	2	0	4	4	1	0	3	0	8	7
2005-06	1	1		0	5	6	1	1		0	4	4	2	2		0	9	10
2006-07	1	1		0	8	9	2	0		0	6	3	3	1		0	14	12
2007-08	1	0		1	5	4	0	2		0	1	7	1	2		1	6	11



ALL-TIME VS. OPPONENTS

VS CHICAGO (CONT'D)

YEAR	HOME						ROAD						OVERALL					
	W	L	T	OL	GF	GA	W	L	T	OL	GF	GA	W	L	T	OL	GF	GA
2008-09	0	1		1	2	9	0	2		0	2	11	0	3		1	4	20
2009-10	2	0		0	8	5	1	1		0	2	3	3	1		0	10	8
2010-11	1	1		0	4	4	1	0		1	5	5	2	1		1	9	9
2011-12	1	1		0	5	5	2	0		0	7	4	3	1		0	12	9
TOTALS	34	23	5	2	201	196	19	32	10	1	155	221	53	55	15	3	356	417

VS COLORADO

YEAR	HOME						ROAD						OVERALL					
	W	L	T	OL	GF	GA	W	L	T	OL	GF	GA	W	L	T	OL	GF	GA
1979-80	1	1	0		8	8	1	1	0		5	7	2	2	0		13	15
1980-81	1	0	1		8	7	0	1	1		4	8	1	1	2		12	15
1981-82	0	1	1		9	11	0	1	0		3	7	0	2	1		12	18
1982-83	1	0	0		3	2	0	2	0		9	14	1	2	0		12	16
1983-84	1	1	0		9	11	1	0	0		5	3	2	1	0		14	14
1984-85	1	0	0		6	3	1	1	0		6	7	2	1	0		12	10
1985-86	1	1	0		6	7	1	0	0		5	4	2	1	0		11	11
1986-87	0	0	1		4	4	1	0	1		9	6	1	0	2		13	10
1987-88	1	0	1		6	5	1	0	0		7	3	2	0	1		13	8
1988-89	0	1	0		4	5	1	1	0		11	8	1	2	0		15	13
1989-90	1	1	0		12	11	1	0	0		5	3	2	1	0		17	14
1990-91	1	0	0		6	0	2	0	0		16	6	3	0	0		22	6
1991-92	0	0	1		4	4	0	2	0		3	9	0	2	1		7	13
1992-93	0	1	0		4	7	0	1	0		2	3	0	2	0		6	10
1993-94	1	0	0		5	2	0	0	1		5	5	1	0	1		10	7
1994-95	DID NOT PLAY																	
1995-96	0	2	0		4	10	1	1	0		7	7	1	3	0		11	17
1996-97	0	2	0		3	7	0	2	0		1	8	0	4	0		4	15
1997-98	0	2	0		5	8	0	1	1		3	6	0	3	1		8	14
1998-99	1	0	1		6	3	2	0	0		9	2	3	0	1		15	5
1999-00	1	1	0	0	9	4	1	1	0	0	5	5	2	2	0	0	14	9
2000-01	1	1	0	0	6	8	1	1	0	0	5	2	2	2	0	0	11	10
2001-02	2	0	0	0	6	3	0	0	0	2	3	5	2	0	0	2	9	8
2002-03	0	1	1	0	6	7	0	1	1	0	3	8	0	2	2	0	9	15
2003-04	1	1	0	0	5	5	0	2	0	0	2	6	1	3	0	0	7	11
2005-06	0	2		0	3	8	0	2		0	8	13	0	4		0	11	21
2006-07	0	2		0	6	10	1	1		0	8	8	1	3		0	14	18
2007-08	1	0		1	6	6	2	0		0	9	5	3	0		1	15	11
2008-09	2	0		0	5	2	1	0		1	7	5	3	0		1	12	7
2009-10	2	0		0	9	3	0	2		0	2	6	2	2		0	11	9
2010-11	1	1		0	6	4	2	0		0	7	2	3	0		1	13	6
2011-12	2	0		0	9	3	1	1		0	6	4	3	1		0	15	7
TOTALS	24	22	7	1	188	178	22	25	5	3	180	185	46	46	12	5	368	363

VS COLUMBUS

YEAR	HOME						ROAD						OVERALL					
	W	L	T	OL	GF	GA	W	L	T	OL	GF	GA	W	L	T	OL	GF	GA
2000-01	1	0	1	0	4	3	0	2	0	0	3	7	1	2	1	0	7	10
2001-02	2	0	0	0	6	2	1	1	0	0	3	5	3	1	0	0	9	7
2002-03	1	0	1	0	8	5	1	1	0	0	4	4	2	1	1	0	12	9
2003-04	1	0	1	0	6	5	1	0	1	0	4	3	2	0	2	0	10	8
2005-06	1	1		0	7	6	1	1		0	9	7	2	2		0	16	13
2006-07	1	1		0	8	8	1	1		0	4	5	2	2		0	12	13
2007-08	0	2		0	4	6	1	1		0	4	5	1	3		0	8	11
2008-09	2	0		0	5	1	2	0		0	8	4	4	0		0	13	5
2009-10	1	1		0	5	4	2	0		0	6	2	3	1		0	11	6
2010-11	2	0		0	7	2	1	1		0	7	8	3	1		0	14	10
2011-12	1	1		0	4	5	0	2		0	5	7	1	3		0	9	12
TOTALS	13	6	3	0	64	47	11	10	1	0	57	57	24	16	4	0	121	104



ALL-TIME VS. OPPONENTS

VS DALLAS

YEAR	HOME						ROAD						OVERALL					
	W	L	T	OL	GF	GA	W	L	T	OL	GF	GA	W	L	T	OL	GF	GA
1979-80	1	1	0		4	4	0	1	1		4	10	1	2	1		8	14
1980-81	0	2	0		6	10	0	2	0		4	8	0	4	0		10	18
1981-82	0	2	1		11	16	3	1	0		16	24	3	3	1		27	40
1982-83	0	2	0		6	8	0	1	0		1	4	0	3	0		7	12
1983-84	1	0	0		5	1	0	2	0		8	10	1	2	0		13	11
1984-85	2	0	0		9	4	0	1	0		0	4	2	1	0		9	8
1985-86	0	1	0		5	6	2	0	0		7	3	2	1	0		12	9
1986-87	2	0	0		10	7	0	1	0		2	4	2	1	0		12	11
1987-88	1	0	0		5	4	1	0	1		13	10	2	0	1		18	14
1988-89	1	1	0		4	6	0	1	0		1	5	1	2	0		5	11
1989-90	1	0	0		5	3	0	2	0		5	12	1	2	0		10	15
1990-91	1	1	0		4	4	1	0	0		6	4	2	1	0		10	8
1991-92	0	1	0		2	3	0	2	0		3	10	0	3	0		5	13
1992-93	2	0	0		14	10	1	1	0		11	7	3	1	0		25	17
1993-94	1	2	0		9	12	0	1	2		6	8	1	3	2		15	20
1994-95	1	1	0		4	7	1	1	0		9	9	2	2	0		13	16
1995-96	2	0	0		10	6	2	1	0		14	8	4	1	0		24	14
1996-97	0	2	1		8	10	2	1	0		11	10	2	3	1		19	20
1997-98	2	1	0		9	10	0	2	1		3	10	2	3	1		12	20
1998-99	1	2	0		5	5	1	2	0		5	6	2	4	0		10	11
1999-00	0	3	0	0	5	12	2	0	1	0	9	7	2	3	1	0	14	19
2000-01	1	1	1	0	9	9	1	0	1	0	5	3	2	1	2	0	14	12
2001-02	1	1	0	0	7	7	1	2	0	0	9	8	2	3	0	0	16	15
2002-03	0	2	1	0	5	10	0	1	1	0	3	7	0	3	2	0	8	17
2003-04	2	1	0	0	9	8	1	1	1	0	11	8	3	2	1	0	20	16
2005-06	1	2		1	12	15	2	2		0	10	10	3	4		1	22	25
2006-07	0	2		2	6	13	1	2		1	9	16	1	4		3	15	29
2007-08	2	2		0	15	13	3	1		0	12	5	5	3		0	27	18
2008-09	2	1		0	9	8	2	0		1	7	5	4	1		1	16	13
2009-10	2	1		0	8	7	2	1		0	7	8	4	2		0	15	15
2010-11	2	1		0	9	6	2	1		0	7	8	4	2		0	16	14
2011-12	2	0		1	7	3	1	0		2	8	5	3	0		3	15	8
TOTALS	34	36	4	4	236	247	32	34	9	4	226	256	66	70	14	7	462	503

VS DETROIT

YEAR	HOME						ROAD						OVERALL					
	W	L	T	OL	GF	GA	W	L	T	OL	GF	GA	W	L	T	OL	GF	GA
1979-80	0	2	0		1	10	1	1	0		10	8	1	3	0		11	18
1980-81	0	1	1		7	8	0	2	0		8	11	0	3	1		15	19
1981-82	2	1	1		13	6	1	1	1		9	9	3	2	2		22	15
1982-83	1	0	0		8	3	2	0	0		12	2	3	0	0		20	5
1983-84	0	0	2		8	8	0	1	0		1	6	0	1	2		9	14
1984-85	1	0	0		5	2	1	0	1		11	8	2	0	1		16	10
1985-86	2	0	0		11	3	1	0	0		4	3	3	0	0		15	6
1986-87	0	0	1		1	1	1	1	0		7	7	1	1	1		8	8
1987-88	0	1	1		5	9	0	1	0		8	10	0	2	1		13	19
1988-89	0	1	0		2	6	0	1	1		5	8	0	2	1		7	14
1989-90	1	0	1		10	8	0	1	0		4	5	1	1	1		14	13
1990-91	0	1	0		2	5	0	2	0		2	9	0	3	0		4	14
1991-92	0	0	1		1	1	2	0	0		7	5	2	0	1		8	6
1992-93	1	0	0		4	1	1	1	0		8	8	2	1	0		12	9
1993-94	3	0	0		12	7	0	3	0		5	19	3	3	0		17	26
1994-95	1	1	0		5	8	0	2	1		9	17	1	3	1		14	25
1995-96	1	1	1		10	12	1	2	0		10	14	2	3	1		20	26
1996-97	0	2	1		9	12	2	0	0		8	3	2	2	1		17	15
1997-98	1	1	1		6	7	0	2	1		5	11	1	3	2		11	18
1998-99	1	1	0		5	8	2	0	0		10	5	3	1	0		15	13
1999-00	1	1	0	0	6	6	2	0	0	0	9	5	3	1	0	0	15	11
2000-01	0	1	1	0	4	6	0	1	1	0	5	8	0	2	2	0	9	14
2001-02	0	1	1	0	3	5	0	1	1	0	2	5	0	2	2	0	5	10
2002-03	0	2	0	0	5	8	1	1	0	0	6	6	1	3	0	0	11	14
2003-04	1	0	1	0	6	3	0	1	1	0	5	8	1	1	2	0	11	11
2005-06	0	2		0	3	9	2	0		0	9	3	2	2		0	12	12
2006-07	0	2		0	2	9	0	2		0	4	13	0	4		0	6	22
2007-08	0	2		0	4	9	0	2		0	4	6	0	4		0	8	15
2008-09	1	0		1	10	8	0	1		1	6	8	1	1		2	16	16



ALL-TIME VS. OPPONENTS

VS DETROIT (CONT'D)

YEAR	HOME						ROAD						OVERALL					
	W	L	T	OL	GF	GA	W	L	T	OL	GF	GA	W	L	T	OL	GF	GA
2009-10	1	1		0	4	6	1	1		0	7	7	2	2		0	11	13
2010-11	1	0		1	6	6	1	0		1	6	5	2	0		2	12	11
2011-12	1	0		1	5	3	0	1		1	4	7	1	1		2	9	10
TOTALS	21	25	14	3	183	203	22	32	8	3	210	249	43	57	22	6	393	452

VS EDMONTON

YEAR	HOME						ROAD						OVERALL					
	W	L	T	OL	GF	GA	W	L	T	OL	GF	GA	W	L	T	OL	GF	GA
1979-80	1	0	1		10	5	1	1	0		6	12	2	1	1		16	17
1980-81	0	2	0		3	9	0	2	0		6	17	0	4	0		9	26
1981-82	0	1	0		2	10	1	1	0		5	4	1	2	0		7	14
1982-83	2	2	0		24	23	0	4	0		7	22	2	6	0		31	45
1983-84	0	4	0		21	29	0	4	0		16	24	0	8	0		37	53
1984-85	1	3	0		13	18	2	2	0		21	22	3	5	0		34	40
1985-86	1	3	0		19	25	1	3	0		15	22	2	6	0		34	47
1986-87	2	2	0		17	17	1	3	0		10	16	3	5	0		27	33
1987-88	1	2	1		11	17	0	2	2		10	15	1	4	3		21	32
1988-89	1	2	1		18	23	2	2	0		17	17	3	4	1		35	40
1989-90	3	1	0		17	15	0	4	0		11	23	3	5	0		28	38
1990-91	2	2	0		13	12	2	1	1		10	9	4	3	1		23	21
1991-92	1	1	1		11	10	2	2	0		16	15	3	3	1		27	25
1992-93	4	1	0		22	16	4	0	0		22	13	8	1	0		44	29
1993-94	1	1	0		9	7	0	2	0		2	11	1	3	0		11	18
1994-95	0	2	0		8	11	1	0	1		8	4	1	2	1		16	15
1995-96	2	0	0		13	4	0	2	0		7	10	2	2	0		20	14
1996-97	0	2	0		4	9	1	1	0		7	6	1	3	0		11	15
1997-98	1	1	0		8	8	0	2	0		4	9	1	3	0		12	17
1998-99	1	1	0		4	9	1	1	0		10	8	2	2	0		14	17
1999-00	1	1	0	0	9	9	0	1	0	1	4	7	1	2	0	1	13	16
2000-01	2	0	0	0	9	4	0	0	2	0	4	4	2	0	2	0	13	8
2001-02	0	1	0	1	7	9	0	2	0	0	2	9	0	3	0	1	9	18
2002-03	2	0	0	0	7	5	1	1	0	0	8	5	3	1	0	0	15	10
2003-04	0	1	1	0	5	10	0	1	0	1	6	9	0	2	1	1	11	19
2005-06	1	0		1	7	7	1	1		0	5	10	2	1		1	12	17
2006-07	1	1		0	8	5	1	1		0	5	5	2	2		0	13	10
2007-08	0	2		0	4	9	0	2		0	6	13	0	4		0	10	22
2008-09	1	1		0	4	5	0	2		0	5	10	1	3		0	9	15
2009-10	2	0		0	9	3	1	1		0	5	8	3	1		0	14	11
2010-11	1	1		0	8	4	2	0		0	7	4	3	1		0	15	8
2011-12	2	0		0	8	4	2	0		0	5	3	4	0		0	13	7
TOTALS	37	41	5	2	332	351	27	51	6	2	272	366	64	92	11	4	604	717

VS FLORIDA

YEAR	HOME						ROAD						OVERALL					
	W	L	T	OL	GF	GA	W	L	T	OL	GF	GA	W	L	T	OL	GF	GA
1993-94	0	2	0		4	8	1	0	0		5	2	1	2	0		9	10
1994-95	DID NOT PLAY																	
1995-96	1	0	0		5	3	0	1	0		1	6	1	1	0		6	9
1996-97	0	0	1		1	1	1	0	0		3	0	1	0	1		4	1
1997-98	1	0	0		3	2	1	0	0		3	2	2	0	0		6	4
1998-99	0	0	1		2	2	0	1	0		1	7	0	1	1		3	9
1999-00	0	1	0	0	1	6	-	-	-	-	-	-	0	1	0	0	1	6
2000-01	1	0	0	0	2	1	0	1	0	0	3	4	1	1	0	0	5	5
2001-02	-	-	-	-	-	-	1	0	0	0	3	1	1	0	0	0	3	1
2002-03	0	0	1	0	3	3	-	-	-	-	-	-	0	0	1	0	3	3
2003-04	0	0	0	1	4	5	1	0	0	0	2	1	1	0	0	1	6	6
2005-06	1	0		0	6	3	-	-	-	-	-	-	1	0		0	6	3
2006-07	-	-	-	-	-	-	0	1		0	2	5	0	1		0	2	5
2007-08	DID NOT PLAY																	
2008-09	1	0		0	4	1	-	-	-	-	-	-	1	0		0	4	1
2009-10	2	0		0	9	3	1	1		0	5	8	3	1		0	14	11
2009-10	-	-	-	-	-	-	1	0		0	4	3	1	0		0	4	3
2010-11	0	0		1	1	2	-	-	-	-	-	-	0	0		1	1	2
2011-12	-	-	-	-	-	-	1	0		0	2	1	1	0		0	2	1
TOTALS	7	3	3	2	45	40	8	5	0	0	34	40	15	8	3	2	79	80



ALL-TIME VS. OPPONENTS

VS LOS ANGELES

YEAR	HOME						ROAD						OVERALL					
	W	L	T	OL	GF	GA	W	L	T	OL	GF	GA	W	L	T	OL	GF	GA
1979-80	1	0	1		9	7	1	1	0		10	8	2	1	1		19	15
1980-81	0	2	0		6	11	0	2	0		5	14	0	4	0		11	25
1981-82	2	0	0		14	7	1	0	0		3	2	3	0	0		17	9
1982-83	3	1	0		24	16	3	1	0		17	14	6	2	0		41	30
1983-84	2	0	2		23	20	3	0	1		22	16	5	0	3		45	36
1984-85	1	1	2		15	13	3	1	0		24	19	4	2	2		39	32
1985-86	1	3	0		15	19	1	2	1		15	15	2	5	1		30	34
1986-87	3	1	0		13	8	2	2	0		16	20	5	3	0		29	28
1987-88	2	2	0		11	10	3	1	0		21	18	5	3	0		32	28
1988-89	1	1	2		20	19	1	1	2		14	14	2	2	4		34	33
1989-90	3	1	0		21	9	2	1	1		15	14	5	2	1		36	23
1990-91	1	3	0		15	19	0	2	2		12	17	1	5	2		27	36
1991-92	2	2	0		17	16	0	2	1		8	10	2	4	1		25	26
1992-93	2	0	2		17	12	1	2	0		12	16	3	2	2		29	28
1993-94	1	1	0		7	7	1	0	1		12	10	2	1	1		19	17
1994-95	0	2	0		3	6	0	1	1		9	11	0	3	1		12	17
1995-96	2	0	0		9	6	1	1	0		8	10	3	1	0		17	16
1996-97	1	1	0		7	5	1	1	0		7	9	2	2	0		14	14
1997-98	1	1	0		7	4	1	1	0		6	5	2	2	0		13	9
1998-99	2	1	0		9	5	3	0	0		9	1	5	1	0		18	6
1999-00	1	2	0	0	6	9	3	0	0	0	12	7	4	2	0	0	18	16
2000-01	1	0	1	0	5	3	1	1	1	0	11	14	2	1	2	0	16	17
2001-02	2	0	1	0	11	6	0	0	2	0	4	4	2	0	3	0	15	10
2002-03	1	0	0	1	6	6	0	2	0	1	7	12	1	2	0	2	13	18
2003-04	2	1	0	0	11	7	0	2	1	0	9	14	2	3	1	0	20	21
2005-06	4	0		0	15	6	1	3		0	9	11	5	3		0	24	17
2006-07	3	1		0	16	14	1	2		1	11	14	4	3		1	27	28
2007-08	3	0		1	17	11	3	1		0	9	6	6	1		1	26	17
2008-09	2	1		0	6	7	2	1		0	9	10	4	2		0	15	17
2009-10	1	2		0	9	12	2	0		1	11	8	3	2		1	20	20
2010-11	2	1		0	13	9	1	0		1	4	4	3	2		1	17	13
2011-12	2	1		0	8	8	1	1		1	3	5	3	2		1	11	13
TOTALS	55	32	11	2	385	317	43	36	14	5	344	352	98	68	25	7	729	669

VS MINNESOTA

YEAR	HOME						ROAD						OVERALL					
	W	L	T	OL	GF	GA	W	L	T	OL	GF	GA	W	L	T	OL	GF	GA
2000-01	2	0	0	0	6	1	1	0	1	0	4	2	3	0	1	0	10	3
2001-02	2	0	0	0	9	2	0	1	1	0	4	7	2	1	1	0	13	9
2002-03	1	1	0	0	5	7	1	1	0	0	4	4	2	2	0	0	9	11
2003-04	0	1	1	0	3	6	2	0	0	0	5	2	2	1	1	0	8	8
2005-06	1	1		0	6	7	1	1		0	6	5	2	2		0	12	12
2006-07	1	1		0	4	4	0	2		0	2	7	1	3		0	6	11
2007-08	0	2		0	4	6	0	2		0	2	7	0	4		0	6	13
2008-09	1	1		0	5	4	0	2		0	3	10	1	3		0	8	14
2009-10	2	0		0	8	4	2	0		0	6	4	4	0		0	14	8
2010-11	1	1		0	3	3	1	0		1	9	8	2	1		1	12	11
2011-12	0	1		1	3	6	2	0		0	8	3	2	1		1	11	9
TOTALS	11	9	1	1	56	50	10	9	2	1	53	59	21	18	3	2	109	109

VS MONTREAL

YEAR	HOME						ROAD						OVERALL					
	W	L	T	OL	GF	GA	W	L	T	OL	GF	GA	W	L	T	OL	GF	GA
1979-80	1	1	0		9	6	0	2	0		0	10	1	3	0		9	16
1980-81	1	1	0		5	7	0	2	0		6	16	1	3	0		11	23
1981-82	0	0	2		9	9	0	1	0		3	7	0	1	2		12	16
1982-83	0	1	0		0	2	0	2	0		7	14	0	3	0		7	16
1983-84	0	1	1		4	14	1	0	0		5	3	1	1	1		9	17
1984-85	0	1	0		2	4	1	1	0		8	7	1	2	0		10	11
1985-86	1	1	0		9	11	0	1	0		0	4	1	2	0		9	15
1986-87	1	0	0		2	1	0	2	0		5	10	1	2	0		7	11
1987-88	0	2	0		4	11	0	1	0		0	6	0	3	0		4	17
1988-89	1	0	0		7	3	0	2	0		5	13	1	2	0		12	16
1989-90	1	0	1		9	8	0	1	0		1	5	1	1	1		10	13
1990-91	1	0	0		4	2	0	2	0		7	12	1	2	0		11	14
1991-92	0	0	1		2	2	0	1	0		1	6	0	1	1		3	8



ALL-TIME VS. OPPONENTS

VS MONTREAL (CONT'D)							HOME							ROAD							OVERALL						
YEAR	W	L	T	OL	GF	GA	W	L	T	OL	GF	GA	W	L	T	OL	GF	GA									
1992-93	0	1	0		2	3	0	1	0		1	2	0	2	0		3	5									
1993-94	1	0	0		3	1	0	1	0		2	4	1	1	0		5	5									
1994-95	DID NOT PLAY																										
1995-96	0	1	0		5	6	0	1	0		1	4	0	2	0		6	10									
1996-97	0	0	1		4	4	1	0	0		5	4	1	0	1		9	8									
1997-98	0	1	0		2	5	0	1	0		2	4	0	2	0		4	9									
1998-99	1	0	0		4	2	0	0	1		2	2	1	0	1		6	4									
1999-00	-	-	-	-	-	-	0	1	0	0	0	1	0	1	0	0	0	1									
2000-01	0	0	1	0	3	3	0	1	0	0	2	5	0	1	1	0	5	8									
2001-02	-	-	-	-	-	-	0	0	1	0	3	3	0	0	1	0	3	3									
2002-03	0	1	0	0	2	4	-	-	-	-	-	-	0	1	0	0	2	4									
2003-04	0	1	0	0	3	4	-	-	-	-	-	-	0	1	0	0	3	4									
2005-06	-	-	-	-	-	-	0	1		0	2	5	0	1		0	2	5									
2006-07	DID NOT PLAY																										
2007-08	0	1		0	2	4	-	-	-	-	-	-	0	1		0	2	4									
2008-09	-	-	-	-	-	-	0	1		0	1	4	0	1		0	1	4									
2009-10	0	1		0	2	4	-	-	-	-	-	-	0	1		0	2	4									
2010-11	-	-	-	-	-	-	0	0		1	2	3	0	0		1	2	3									
2011-12	0	0		1	2	3	-	-		-	-	-	0	0		1	2	3									
TOTALS	9	15	7	1	100	123	3	26	2	1	71	143	12	41	9	2	171	277									

VS NASHVILLE							HOME							ROAD							OVERALL						
YEAR	W	L	T	OL	GF	GA	W	L	T	OL	GF	GA	W	L	T	OL	GF	GA									
1998-99	1	1	0		7	7	1	1	0		5	3	2	2	0		12	10									
1999-00	1	0	0	1	6	6	1	0	1	0	10	7	2	0	1	1	16	13									
2000-01	1	1	0	0	7	6	0	1	0	1	4	8	1	2	0	1	11	14									
2001-02	2	0	0	0	7	4	2	0	0	0	4	2	4	0	0	0	11	6									
2002-03	2	0	0	0	3	1	1	0	0	1	5	5	3	0	0	1	8	6									
2003-04	0	2	0	0	3	11	0	1	1	0	6	7	0	3	1	0	9	18									
2005-06	1	0		1	9	8	0	2		0	1	7	1	2		1	10	15									
2006-07	2	0		0	6	4	0	2		0	2	8	2	2		0	8	12									
2007-08	1	1		0	7	9	1	0		1	8	6	2	1		1	15	15									
2008-09	1	1		0	2	3	0	2		0	2	6	1	3		0	4	9									
2009-10	2	0		0	9	4	1	0		1	4	4	3	0		1	13	8									
2010-11	1	1		0	6	8	1	1		0	3	5	2	2		0	9	13									
2011-12	0	1		1	4	7	2	0		0	8	4	2	1		1	12	11									
TOTALS	15	8	0	3	76	78	10	10	2	4	62	72	25	18	2	7	138	150									

VS NEW JERSEY YEAR	HOME						ROAD						OVERALL					
	W	L	T	OL	GF	GA	W	L	T	OL	GF	GA	W	L	T	OL	GF	GA
1979-80	2	0	0		7	4	0	1	1		3	6	2	1	1		10	10
1980-81	2	0	0		9	7	0	1	1		3	4	2	1	1		12	11
1981-82	1	1	0		10	6	1	0	0		5	3	2	1	0		15	9
1982-83	1	1	0		5	4	1	0	0		5	3	2	1	0		10	7
1983-84	1	0	0		4	1	1	1	0		11	11	2	1	0		15	12
1984-85	1	0	1		9	3	1	0	0		6	3	2	0	1		15	6
1985-86	1	0	0		5	3	0	2	0		7	10	1	2	0		12	13
1986-87	2	0	0		12	4	1	0	0		5	4	3	0	0		17	8
1987-88	1	0	0		4	1	1	0	1		4	2	2	0	1		8	3
1988-89	1	0	1		8	7	0	0	1		3	3	1	0	2		11	10
1989-90	0	1	0		1	3	2	0	0		8	5	2	1	0		9	8
1990-91	1	0	1		8	7	0	0	1		3	3	1	0	2		11	10
1991-92	1	0	0		6	4	1	0	0		1	0	2	0	0		7	4
1992-93	1	0	0		4	3	0	0	1		2	2	1	0	1		6	5
1993-94	0	1	0		0	4	0	1	0		4	7	0	2	0		4	11
1994-95	DID NOT PLAY																	
1995-96	1	0	0		5	3	0	1	0		1	4	1	1	0		6	7
1996-97	1	0	0		4	3	1	0	0		4	3	2	0	0		8	6
1997-98	0	1	0		0	3	0	1	0		2	3	0	2	0		2	6
1998-99	1	0	0		3	2	0	1	0		1	4	1	1	0		4	6
1999-00	1	0	0	0	4	2	0	1	0	0	3	4	1	1	0	0	7	6
2000-01	0	1	0	0	2	3	0	1	0	0	1	5	0	2	0	0	3	8
2001-02	1	0	0	0	4	1	0	1	0	0	2	5	1	1	0	0	6	6
2002-03	0	1	0	0	0	3	-	-	-	-	-	-	0	1	0	0	0	3
2003-04	-	-	-	-	-	-	1	0	0	0	3	1	1	0	0	0	3	1
2005-06	DID NOT PLAY																	



ALL-TIME VS. OPPONENTS

VS NEW JERSEY (CONT'D)

YEAR	HOME						ROAD						OVERALL					
	W	L	T	OL	GF	GA	W	L	T	OL	GF	GA	W	L	T	OL	GF	GA
2006-07	1	0		0	3	1	-	-	-	-	-	-	1	0		0	3	1
2007-08	-	-	-	-	-	-	1	0		0	4	1	1	0		0	4	1
2008-09	-	-	-	-	-	-	0	1		0	2	5	0	1		0	2	5
2009-10	1	0		0	4	3	-	-	-	-	-	-	1	0		0	4	3
2010-11	-	-	-	-	-	-	0	1		0	0	3	0	1		0	0	3
2011-12	1	0		0	5	3	-	-		-	-	-	1	0		0	5	3
TOTALS	24	7	3	0	126	88	12	14	6	0	93	104	36	21	9	0	219	192

VS NY ISLANDERS

YEAR	HOME						ROAD						OVERALL					
	W	L	T	OL	GF	GA	W	L	T	OL	GF	GA	W	L	T	OL	GF	GA
1979-80	0	1	1		4	8	0	1	1		2	5	0	2	2		6	13
1980-81	0	2	0		7	11	0	1	1		6	10	0	3	1		13	21
1981-82	1	1	0		8	7	0	1	0		2	5	1	2	0		10	12
1982-83	1	0	0		4	2	0	1	1		3	6	1	1	1		7	8
1983-84	1	1	0		7	7	1	0	0		4	2	2	1	0		11	9
1984-85	0	1	0		2	5	1	1	0		7	9	1	2	0		9	14
1985-86	0	2	0		4	10	0	0	1		4	4	0	2	1		8	14
1986-87	1	0	0		3	1	0	1	1		6	9	1	1	1		9	10
1987-88	1	1	0		5	8	0	1	0		3	7	1	2	0		8	15
1988-89	0	1	0		3	4	1	1	0		14	9	1	2	0		17	13
1989-90	0	2	0		7	12	1	0	0		4	3	1	2	0		11	15
1990-91	1	0	0		8	1	0	2	0		2	7	1	2	0		10	8
1991-92	1	0	0		3	1	0	1	1		5	6	1	1	1		8	7
1992-93	0	0	1		3	3	1	0	0		4	3	1	0	1		7	6
1993-94	0	1	0		2	7	1	0	0		5	2	1	1	0		7	9
1994-95	DID NOT PLAY																	
1995-96	0	1	0		2	4	1	0	0		7	5	1	1	0		9	9
1996-97	0	0	1		3	3	0	1	0		2	8	0	1	1		5	11
1997-98	1	0	0		2	1	0	1	0		0	4	1	1	0		2	5
1998-99	1	0	0		4	2	0	0	1		4	4	1	0	1		8	6
1999-00	1	0	0	0	5	0	0	0	1	0	2	2	1	0	1	0	7	2
2000-01	0	0	1	0	2	2	1	0	0	0	2	1	1	0	1	0	4	3
2001-02	1	0	0	0	6	1	-	-	-	-	-	-	1	0	0	0	6	1
2002-03	-	-	-	-	-	-	1	0	0	0	3	2	1	0	0	0	3	2
2003-04	0	1	0	0	2	5	-	-	-	-	-	-	0	1	0	0	2	5
2005-06	DID NOT PLAY																	
2006-07	1	0		0	6	3	-	-	-	-	-	-	1	0		0	6	3
2007-08	-	-	-	-	-	-	0	1		0	2	3	0	1		0	2	3
2008-09	1	0		0	5	4	0	1		0	2	3	1	1		0	7	7
2009-10	0	0		1	4	5	-	-	-	-	-	-	0	0		1	4	5
2010-11	-	-	-	-	-	-	1	0		0	4	3	1	0		0	4	3
2011-12	1	0		0	5	1	-	-		-	-	-	1	0		0	5	1
TOTALS	14	15	4	1	116	118	10	15	8	0	99	122	24	30	12	1	215	240

VS NY RANGERS

YEAR	HOME						ROAD						OVERALL					
	W	L	T	OL	GF	GA	W	L	T	OL	GF	GA	W	L	T	OL	GF	GA
1979-80	1	1	0		4	5	1	1	0		7	8	2	2	0		11	13
1980-81	1	1	0		8	5	0	2	0		8	16	1	3	0		16	21
1981-82	1	0	1		12	7	0	1	0		2	5	1	1	1		14	12
1982-83	1	0	0		4	1	0	1	1		9	14	1	1	1		13	15
1983-84	0	2	0		6	9	1	0	0		7	5	1	2	0		13	14
1984-85	1	0	0		6	5	2	0	0		17	9	3	0	0		23	14
1985-86	1	1	0		7	8	0	1	0		4	7	1	2	0		11	15
1986-87	0	1	0		3	6	2	0	0		7	5	2	1	0		10	11
1987-88	0	1	1		9	10	0	1	0		4	6	0	2	1		13	16
1988-89	0	1	0		3	4	1	1	0		9	7	1	2	0		12	11
1989-90	1	1	0		6	8	0	0	1		3	3	1	1	1		9	11
1990-91	0	1	0		4	6	1	1	0		7	8	1	2	0		11	14
1991-92	1	1	0		5	7	0	1	0		2	4	1	2	0		7	11
1992-93	0	1	0		4	5	0	1	0		2	5	0	2	0		6	10
1993-94	1	0	0		3	1	0	1	0		1	2	1	1	0		4	3
1994-95	DID NOT PLAY																	
1995-96	1	0	0		6	3	0	1	0		4	6	1	1	0		10	9
1996-97	0	1	0		1	3	0	1	0		2	5	0	2	0		3	8
1997-98	0	0	1		1	1	0	1	0		1	3	0	1	1		2	4
1998-99	1	0	0		3	1	0	1	0		0	3	1	1	0		3	4



ALL-TIME VS. OPPONENTS

VS NY RANGERS (CONT'D)

YEAR	HOME						ROAD						OVERALL					
	W	L	T	OL	GF	GA	W	L	T	OL	GF	GA	W	L	T	OL	GF	GA
1999-00	0	0	1	0	2	2	0	1	0	0	2	4	0	1	1	0	4	6
2000-01	1	0	0	0	3	1	1	0	0	0	2	0	2	0	0	0	5	1
2001-02	1	0	0	0	5	0	-	-	-	-	-	-	1	0	0	0	5	0
2002-03	-	-	-	-	-	-	0	0	0	1	2	3	0	0	0	1	2	3
2003-04	0	0	0	1	2	3	-	-	-	-	-	-	0	0	0	1	2	3
2005-06	DID NOT PLAY						-	-	-	-	-	-	0	1		0	3	7
2006-07	0	1		0	3	7	1	0		0	5	1	1	0		0	5	1
2007-08	-	-	-	-	-	-	0	1		0	1	4	0	1		0	1	4
2008-09	-	-	-	-	-	-	0	1		0	2	5	1	1		0	5	7
2009-10	1	0		0	3	2	0	0		1	3	4	0	0		1	3	4
2010-11	-	-	-	-	-	-	0	0		1	1	1	0	1		1	3	4
2011-12	0	1		0	2	3	0	0		1	1	1	0	1		1	3	4
TOTALS	14	15	4	1	115	113	10	19	2	3	114	143	24	34	6	4	229	256

VS OTTAWA

YEAR	HOME						ROAD						OVERALL					
	W	L	T	OL	GF	GA	W	L	T	OL	GF	GA	W	L	T	OL	GF	GA
1992-93	1	0	0		6	3	1	0	1		12	6	2	0	1		18	9
1993-94	0	1	0		6	7	2	0	0		9	3	2	1	0		15	10
1994-95	DID NOT PLAY						-	-	-	-	-	-	-	-	-	-	-	-
1995-96	1	0	0		6	2	1	0	0		3	1	2	0	0		9	3
1996-97	0	1	0		1	4	1	0	0		4	2	1	1	0		5	6
1997-98	0	0	1		4	4	0	1	0		1	4	0	1	1		5	8
1998-99	0	1	0		1	4	1	0	0		2	0	1	1	0		3	4
1999-00	1	0	0	0	4	3	0	1	0	0	2	5	1	1	0	0	6	8
2000-01	0	1	0	0	2	5	-	-	-	-	-	-	0	1	0	0	2	5
2001-02	1	0	0	0	3	2	0	1	0	0	0	6	1	1	0	0	3	8
2002-03	-	-	-	-	-	-	0	1	0	0	1	2	0	1	0	0	1	2
2003-04	0	1	0	0	1	4	-	-	-	-	-	-	0	1	0	0	1	4
2005-06	-	-	-	-	-	-	0	1		0	2	7	0	1		0	2	7
2006-07	DID NOT PLAY						-	-	-	-	-	-	0	1		0	2	4
2007-08	0	1		0	2	4	0	1		0	3	6	0	1		0	3	6
2008-09	-	-	-	-	-	-	-	-	-	-	-	-	1	0		0	3	2
2009-10	1	0		0	3	2	0	1		0	2	5	0	1		0	2	5
2010-11	-	-	-	-	-	-	-	-	-	-	-	-	1	0		0	3	2
2011-12	1	0		0	3	2	-	-		-	-	-	1	0		0	3	2
TOTALS	6	6	1	0	42	46	6	7	1	0	41	47	12	13	2	0	83	93

VS PHILADELPHIA

YEAR	HOME						ROAD						OVERALL					
	W	L	T	OL	GF	GA	W	L	T	OL	GF	GA	W	L	T	OL	GF	GA
1979-80	0	2	0		7	10	0	2	0		5	10	0	4	0		12	20
1980-81	1	1	0		7	9	0	2	0		2	13	1	3	0		9	22
1981-82	1	0	0		6	2	1	1	0		8	8	2	1	0		14	10
1982-83	0	2	0		5	9	0	1	0		2	5	0	3	0		7	14
1983-84	1	0	0		3	2	0	2	0		9	11	1	2	0		12	13
1984-85	2	0	0		11	6	1	0	0		7	4	3	0	0		18	10
1985-86	1	0	0		2	1	0	2	0		5	14	1	2	0		7	15
1986-87	1	1	0		6	7	0	1	0		1	3	1	2	0		7	10
1987-88	0	1	0		3	4	0	2	0		3	10	0	3	0		6	14
1988-89	0	1	1		7	11	0	1	0		1	5	0	2	1		8	16
1989-90	1	0	0		5	3	1	1	0		7	8	2	1	0		12	11
1990-91	0	2	0		4	8	0	1	0		3	4	0	3	0		7	12
1991-92	1	0	0		2	0	2	0	0		3	1	3	0	0		5	1
1992-93	0	1	0		2	4	0	1	0		4	5	0	2	0		6	9
1993-94	0	0	1		2	2	1	0	0		9	6	1	0	1		11	8
1994-95	DID NOT PLAY						-	-	-	-	-	-	-	-	-	-	-	-
1995-96	1	0	0		4	1	0	1	0		0	3	1	1	0		4	4
1996-97	0	1	0		1	3	0	1	0		1	4	0	2	0		2	7
1997-98	0	1	0		2	6	1	0	0		2	1	1	1	0		4	7
1998-99	0	1	0		1	4	0	1	0		2	4	0	2	0		3	8
1999-00	0	1	0	0	1	4	0	1	0	0	3	5	0	2	0	0	4	9
2000-01	1	0	0	0	6	3	1	0	0	0	2	1	2	0	0	0	8	4
2001-02	1	0	0	0	4	2	-	-	-	-	-	-	1	0	0	0	4	2
2002-03	1	0	0	0	4	0	0	1	0	0	2	6	1	1	0	0	6	6
2003-04	0	1	0	0	4	5	0	1	0	0	2	3	0	2	0	0	6	8
2005-06	DID NOT PLAY						-	-	-	-	-	-	-	-	-	-	-	-
2006-07	1	0		0	4	0	-	-	-	-	-	-	1	0		0	4	0
2007-08	-	-	-	-	-	-	1	0		0	3	2	1	0		0	3	2



ALL-TIME VS. OPPONENTS

VS PHILADELPHIA <i>(CONT'D)</i>							HOME							ROAD							OVERALL						
YEAR	W	L	T	OL	GF	GA	W	L	T	OL	GF	GA	W	L	T	OL	GF	GA									
2008-09	-	-	-	-	-	-	0	0		1	3	4	0	0		1	3	4									
2009-10	1	0		0	3	1	-	-	-	-	-	-	1	0		0	3	1									
2010-11	-	-	-	-	-	-	1	0		0	3	2	1	0		0	3	2									
2011-12	0	1		0	2	4	0	1		0	1	2	0	2		0	3	6									
TOTALS	15	17	2	0	108	111	10	24	0	1	93	144	25	41	2	1	201	255									

VS PITTSBURGH							HOME							ROAD							OVERALL						
YEAR	W	L	T	OL	GF	GA	W	L	T	OL	GF	GA	W	L	T	OL	GF	GA									
1979-80	0	2	0		4	7	0	2	0		4	7	0	4	0		8	14									
1980-81	0	2	0		7	9	0	2	0		7	9	0	4	0		14	18									
1981-82	1	0	0		6	1	0	2	0		3	6	1	2	0		9	7									
1982-83	2	0	0		10	7	0	1	0		4	6	2	1	0		14	13									
1983-84	0	1	0		3	6	2	0	0		9	7	2	1	0		12	13									
1984-85	1	1	0		10	10	1	0	0		6	4	2	1	0		16	14									
1985-86	1	0	0		5	3	0	2	0		3	13	1	2	0		8	16									
1986-87	1	1	0		6	6	1	0	0		4	3	2	1	0		10	9									
1987-88	0	1	0		4	5	2	0	0		8	4	2	1	0		12	9									
1988-89	1	1	0		8	8	0	1	0		4	5	1	2	0		12	13									
1989-90	0	0	1		3	3	0	2	0		4	10	0	2	1		7	13									
1990-91	1	1	0		10	8	0	1	0		2	9	1	2	0		12	17									
1991-92	0	1	0		1	3	1	1	0		6	3	1	2	0		7	6									
1992-93	1	0	0		3	2	0	1	0		2	5	1	1	0		5	7									
1993-94	0	1	0		3	5	0	1	0		3	5	0	2	0		6	10									
1994-95	DID NOT PLAY																										
1995-96	0	1	0		0	1	0	1	0		4	9	0	2	0		4	10									
1996-97	0	0	1		5	5	0	1	0		1	4	0	1	1		6	9									
1997-98	0	0	1		2	2	1	0	0		2	1	1	0	1		4	3									
1998-99	1	0	0		5	3	0	1	0		1	4	1	1	0		6	7									
1999-00	1	0	0	0	3	1	0	1	0	0	2	4	1	1	0	0	5	5									
2000-01	1	0	0	0	5	4	-	-	-	-	-	-	1	0	0	0	5	4									
2001-02	1	0	0	0	5	2	1	0	0	0	3	1	2	0	0	0	8	3									
2002-03	1	0	0	0	5	2	1	0	0	0	4	1	2	0	0	0	9	3									
2003-04	0	0	0	1	3	4	-	-	-	-	-	-	0	0	0	1	3	4									
2005-06	DID NOT PLAY																										
2006-07	0	1		0	2	7	-	-	-	-	-	-	0	1		0	2	7									
2007-08	-	-	-	-	-	-	0	1		0	1	3	0	1		0	1	3									
2008-09	1	0		0	4	1	-	-	-	-	-	-	1	0		0	4	1									
2009-10	-	-	-	-	-	-	1	0		0	3	0	1	0		0	3	0									
2010-11	0	0		1	3	4	0	1		0	1	6	0	1		1	4	10									
2011-12	-	-	-	-	-	-	0	1		0	1	2	0	1		0	1	2									
TOTALS	15	14	3	2	125	119	11	23	0	0	92	131	26	37	3	2	217	250									

VS SAN JOSE							HOME							ROAD							OVERALL						
YEAR	W	L	T	OL	GF	GA	W	L	T	OL	GF	GA	W	L	T	OL	GF	GA									
1991-92	3	1	0		18	9	2	0	1		13	10	5	1	1		31	19									
1992-93	3	1	0		14	10	1	2	0		15	14	4	3	0		29	24									
1993-94	0	1	1		6	11	0	1	1		7	12	0	2	2		13	23									
1994-95	1	0	1		7	5	0	2	0		5	10	1	2	1		12	15									
1995-96	0	1	1		4	10	1	1	0		9	6	1	2	1		13	16									
1996-97	2	0	0		11	2	1	1	0		8	6	3	1	0		19	8									
1997-98	2	0	0		8	4	2	0	0		7	2	4	0	0		15	6									
1998-99	1	2	0		3	5	2	1	0		8	7	3	3	0		11	12									
1999-00	2	1	0	0	8	8	1	2	0	0	5	11	3	3	0	0	13	19									
2000-01	1	1	0	1	6	6	0	2	0	0	1	5	1	3	0	1	7	11									
2001-02	1	1	0	0	10	9	1	2	0	0	9	12	2	3	0	0	19	21									
2002-03	2	0	0	1	11	8	1	0	1	0	6	5	3	0	1	1	17	13									
2003-04	0	3	0	0	2	12	1	1	1	0	6	10	1	4	1	0	8	22									
2005-06	2	1		1	14	11	4	0		0	18	12	6	1		1	32	23									
2006-07	1	3		0	11	11	1	3		0	7	15	2	6		0	18	26									
2007-08	2	2		0	10	14	1	3		0	5	14	3	5		0	15	28									
2008-09	2	1		0	10	8	1	2		0	6	6	3	3		0	16	14									
2009-10	1	1		1	5	7	1	0		2	5	6	2	1		3	10	13									
2010-11	1	2		0	7	11	0	3		0	5	12	1	5		0	12	23									
2011-12	3	0		0	10	3	1	1		1	9	9	4	1		1	19	12									
TOTALS	30	22	3	4	175	164	22	27	4	3	154	184	52	49	7	7	329	348									



ALL-TIME VS. OPPONENTS

VS ST. LOUIS														OVERALL						
YEAR	W	L	T	OL	GF	GA	W	L	T	OL	GF	GA	W	L	T	OL	GF	GA		
1979-80	0	0	2		8	8	1	1	0		4	8	1	1	2		12	16		
1980-81	0	0	2		6	6	0	2	0		4	10	0	2	2		10	16		
1981-82	3	0	1		19	14	1	1	1		14	14	4	1	2		33	28		
1982-83	0	1	0		2	4	2	0	0		9	5	2	1	0		11	9		
1983-84	2	0	0		8	4	0	1	0		3	9	2	1	0		11	13		
1984-85	0	1	0		2	6	0	0	2		8	8	0	1	2		10	14		
1985-86	1	1	0		6	5	0	1	0		6	8	1	2	0		12	13		
1986-87	1	0	0		2	0	0	0	2		4	4	1	0	2		6	4		
1987-88	2	0	0		8	4	0	1	0		2	6	2	1	0		10	10		
1988-89	1	0	0		6	2	0	1	1		7	9	1	1	1		13	11		
1989-90	1	1	0		8	10	0	0	1		3	3	1	1	1		11	13		
1990-91	1	0	0		4	3	0	1	1		5	7	1	1	1		9	10		
1991-92	0	1	1		6	7	0	1	0		1	2	0	2	1		7	9		
1992-93	1	1	0		6	6	1	1	0		3	4	2	2	0		9	10		
1993-94	2	1	0		6	4	1	2	0		10	12	3	3	0		16	16		
1994-95	1	2	0		12	11	1	1	0		8	9	2	3	0		20	20		
1995-96	1	2	0		8	11	0	2	1		4	8	1	4	1		12	19		
1996-97	1	2	0		5	8	2	1	0		10	6	3	3	0		15	14		
1997-98	1	1	0		7	7	2	1	0		8	10	3	2	0		15	17		
1998-99	1	1	0		8	8	0	1	1		4	5	1	2	1		12	13		
1999-00	0	2	0	0	3	11	1	1	0	0	2	5	1	3	0	0	5	16		
2000-01	2	0	0	0	7	2	0	2	0	0	2	7	2	2	0	0	9	9		
2001-02	2	0	0	0	8	3	0	2	0	0	4	9	2	2	0	0	12	12		
2002-03	0	1	1	0	4	7	1	1	0	0	8	9	1	2	1	0	12	16		
2003-04	2	0	0	0	7	5	0	1	1	0	3	5	2	1	1	0	10	10		
2005-06	1	1		0	9	9	2	0		0	8	3	3	1		0	17	12		
2006-07	1	1		0	7	9	2	0		0	7	3	3	1		0	14	12		
2007-08	2	0		0	5	2	2	0		0	4	2	4	0		0	9	4		
2008-09	0	2		0	2	8	0	2		0	4	6	0	4		0	6	14		
2009-10	1	1		0	5	7	1	0		1	4	3	2	1		1	9	10		
2010-11	2	0		0	7	4	1	1		0	7	7	3	1		0	14	11		
2011-12	0	2		0	2	7	1	1		0	5	5	1	3		0	7	12		
TOTALS	33	25	7	0	203	202	22	30	11	1	175	211	55	55	18	1	378	413		

VS TAMPA BAY							HOME							ROAD							OVERALL						
YEAR	W	L	T	OL	GF	GA		W	L	T	OL	GF	GA		W	L	T	OL	GF	GA							
1992-93	1	1	0		6	6		2	0	0		10	7		3	1	0		16	13							
1993-94	0	1	0		2	3		1	0	0		4	3		1	1	0		6	6							
1994-95	DID NOT PLAY																										
1995-96	1	0	0		5	2		0	1	0		3	6		1	1	0		8	8							
1996-97	0	1	0		0	2		1	0	0		5	0		1	1	0		5	2							
1997-98	1	0	0		5	2		0	1	0		1	2		1	1	0		6	4							
1998-99	1	0	0		4	1		0	1	0		2	4		1	1	0		6	5							
1999-00	1	0	0	0	3	1		0	0	0	0	0	0		1	0	0	0	3	1							
2000-01	1	0	0	0	3	2		1	0	0	0	5	2		2	0	0	0	8	4							
2001-02	0	1	0	0	0	3		-	-	-	-	-	-		0	1	0	0	0	3							
2002-03	0	1	0	0	0	4		0	1	0	0	2	4		0	2	0	0	2	8							
2003-04	-	-	-	-	-	-		0	1	0	0	1	5		0	1	0	0	1	5							
2005-06	0	1		0	1	3		-	-	-	-	-	-		0	1		0	1	3							
2006-07	-	-	-	-	-	-		0	1		0	3	5		0	1		0	3	5							
2007-08	DID NOT PLAY																										
2008-09	1	0		0	3	2		-	-	-	-	-	-		1	0		0	3	2							
2009-10	0	1		0	1	4		1	0		0	2	1		1	1		0	3	5							
2010-11	0	1		0	0	3		0	1		0	3	8		0	2		0	3	11							
2011-12	0	1		0	3	4		-	-	-	-	-	-		0	1		0	3	4							
TOTALS	7	9	0	0	36	42		6	7	0	0	40	47		13	16	0	0	77	89							



ALL-TIME VS. OPPONENTS

VS TORONTO

YEAR	HOME						ROAD						OVERALL					
	W	L	T	OL	GF	GA	W	L	T	OL	GF	GA	W	L	T	OL	GF	GA
1979-80	0	2	0		7	17	0	2	0		2	15	0	4	0		9	32
1980-81	0	2	0		8	12	2	0	0		10	2	2	2	0		18	14
1981-82	1	2	0		12	14	3	0	1		23	13	4	2	1		35	27
1982-83	2	0	0		13	6	1	0	0		6	3	3	0	0		19	9
1983-84	1	0	0		8	2	2	0	0		16	11	3	0	0		24	13
1984-85	2	0	0		11	6	1	0	0		5	3	3	0	0		16	9
1985-86	0	0	1		3	3	1	1	0		5	9	1	1	1		8	12
1986-87	1	1	0		9	11	0	1	0		1	6	1	2	0		10	17
1987-88	1	0	0		4	3	1	1	0		13	8	2	1	0		17	11
1988-89	2	0	0		12	7	1	0	0		10	2	3	0	0		22	9
1989-90	0	0	1		5	5	2	0	0		10	5	2	0	1		15	10
1990-91	1	0	1		12	6	0	1	0		2	5	1	1	1		14	11
1991-92	1	0	0		4	2	1	1	0		4	4	2	1	0		8	6
1992-93	1	1	0		9	8	0	1	0		2	4	1	2	0		11	12
1993-94	0	2	1		5	11	1	2	0		6	14	1	4	1		11	25
1994-95	1	0	1		8	4	0	3	0		7	12	1	3	1		15	16
1995-96	2	1	0		10	10	1	1	1		8	7	3	2	1		18	17
1996-97	2	0	1		9	5	2	1	0		10	8	4	1	1		19	13
1997-98	2	1	0		8	5	2	0	0		8	2	4	1	0		16	7
1998-99	-	-	-		-	-	0	1	0		2	5	0	1	0		2	5
1999-00	-	-	-		-	-	0	1	0	0	3	5	0	1	0	0	3	5
2000-01	-	-	-		-	-	0	1	0	0	2	3	0	1	0	0	2	3
2001-02	-	-	-		-	-	0	1	0	0	3	6	0	1	0	0	3	6
2002-03	-	-	-		-	-	0	1	0	0	3	5	0	1	0	0	3	5
2003-04	0	1	0	0	4	5	-	-	-	-	-	-	0	1	0	0	4	5
2005-06	-	-	-		-	-	1	0		0	4	3	1	0		0	4	3
2006-07	DID NOT PLAY																	
2007-08	1	0		0	5	1	-	-	-	-	-	-	1	0		0	5	1
2008-09	1	0		0	6	3	-	-	-	-	-	-	1	0		0	6	3
2009-10	-	-	-		-	-	1	0		0	6	3	1	0		0	6	3
2010-11	1	0		0	5	1	-	-	-	-	-	-	1	0		0	5	1
2011-12	-	-	-		-	-	1	0		0	2	2	1	0		0	2	2
TOTALS	23	13	6	0	177	147	24	20	2	0	173	165	47	33	8	0	350	312

VS VANCOUVER

YEAR	HOME						ROAD						OVERALL					
	W	L	T	OL	GF	GA	W	L	T	OL	GF	GA	W	L	T	OL	GF	GA
1979-80	1	0	1		8	6	0	2	0		3	6	1	2	1		11	12
1980-81	0	1	1		6	14	0	1	1		5	10	0	2	2		11	24
1981-82	1	0	0		5	2	0	2	0		1	10	1	2	0		6	12
1982-83	3	1	0		16	14	0	3	1		14	21	3	4	1		30	35
1983-84	1	2	1		16	18	1	3	0		13	15	2	5	1		29	33
1984-85	2	1	1		21	19	3	1	0		20	15	5	2	1		41	34
1985-86	2	1	1		16	13	1	2	1		14	16	3	3	2		30	29
1986-87	3	1	0		13	11	2	2	0		18	17	5	3	0		31	28
1987-88	3	1	0		19	13	2	2	0		11	15	5	3	0		30	28
1988-89	3	1	0		17	15	1	2	1		11	14	4	3	1		28	29
1989-90	2	1	1		16	10	1	1	2		12	13	3	2	3		28	23
1990-91	2	1	1		15	16	2	2	0		10	10	4	3	1		25	26
1991-92	1	2	0		9	8	0	2	2		8	12	1	4	2		17	20
1992-93	0	3	0		8	16	1	3	0		9	20	1	6	0		17	36
1993-94	0	2	0		7	13	0	2	0		2	11	0	4	0		9	24
1994-95	1	0	1		10	7	1	1	0		5	6	2	1	1		15	13
1995-96	0	2	0		5	9	1	1	0		8	6	1	3	0		13	15
1996-97	2	0	0		11	4	0	2	0		6	12	2	2	0		17	16
1997-98	1	1	0		5	7	1	1	0		8	5	2	2	0		13	12
1998-99	1	1	0		4	5	0	1	1		3	4	1	2	1		7	9
1999-00	1	1	0	0	7	3	1	1	0	0	5	3	2	2	0	0	12	6
2000-01	1	0	1	0	4	3	1	1	0	0	5	8	2	1	1	0	9	11
2001-02	2	0	0	0	11	3	0	2	0	0	5	8	2	2	0	0	16	11
2002-03	0	1	1	0	5	8	0	2	0	0	1	6	0	3	1	0	6	14
2003-04	0	2	0	0	2	8	0	1	1	0	4	9	0	3	1	0	6	17
2005-06	1	1		0	6	8	0	2		0	4	6	1	3		0	10	14
2006-07	1	1		0	5	5	0	2		0	5	9	1	3		0	10	14
2007-08	1	0		1	3	2	1	1		0	5	6	2	1		1	8	8
2008-09	1	1		0	8	5	1	1		0	4	2	2	2		0	12	7
2009-10	2	0		0	7	5	0	2		0	1	8	2	2		0	8	13
2010-11	0	1		1	3	10	2	0		0	6	3	2	1		1	9	13
2011-12	1	1		0	1	6	1	0		1	6	5	2	1		1	7	11
TOTALS	40	31	10	2	289	286	24	51	10	1	232	311	64	82	20	3	521	597



ALL-TIME VS. OPPONENTS

VS WASHINGTON														HOME							ROAD							OVERALL						
YEAR	W	L	T	OL	GF	GA	W	L	T	OL	GF	GA	W	L	T	OL	GF	GA	W	L	T	OL	GF	GA										
1979-80	0	1	1		4	7	0	2	0		7	11	0	3	1		11	18	0	3	1		11	18										
1980-81	0	1	1		7	9	0	2	0		4	8	0	3	1		11	17	0	3	1		11	17										
1981-82	1	1	0		6	6	0	1	0		3	7	1	2	0		9	13	1	2	0		9	13										
1982-83	0	0	1		3	3	0	1	1		4	9	0	1	2		7	12	0	1	2		7	12										
1983-84	1	1	0		7	10	0	1	0		3	8	1	2	0		10	18	1	2	0		10	18										
1984-85	1	0	0		5	3	1	1	0		9	11	2	1	0		14	14	2	1	0		14	14										
1985-86	1	0	1		14	11	0	1	0		3	5	1	1	1		17	16	1	1	1		17	16										
1986-87	0	0	1		3	3	1	1	0		7	8	1	1	1		10	11	1	1	1		10	11										
1987-88	1	1	0		3	8	1	0			3	2	2	1	0		6	10	2	1	0		6	10										
1988-89	1	0	0		3	2	0	2	0		6	12	1	2	0		9	14	1	2	0		9	14										
1989-90	2	0	0		12	5	1	0	0		4	3	3	0	0		16	8	3	0	0		16	8										
1990-91	0	1	0		1	2	1	1	0		5	5	1	2	0		6	7	1	2	0		6	7										
1991-92	2	0	0		10	8	0	0	1		3	3	2	0	1		13	11	2	0	1		13	11										
1992-93	1	0	0		6	2	0	1	0		6	8	1	1	0		12	10	1	1	0		12	10										
1993-94	1	0	0		6	4	0	1	0		3	4	1	1	0		9	8	1	1	0		9	8										
1994-95	DID NOT PLAY																																	
1995-96	0	1	0		1	6	0	0	1		1	1	0	1	1		2	7	0	1	1		2	7										
1996-97	1	0	0		4	3	0	1	0		0	3	1	1	0		4	6	1	1	0		4	6										
1997-98	0	0	1		3	3	0	1	0		1	2	0	1	1		4	5	0	1	1		4	5										
1998-99	1	0	0		4	2	1	0	0		2	1	2	0	0		6	3	2	0	0		6	3										
1999-00	0	0	1	0	2	2	0	0	0	1	2	3	0	0	1	1	4	5	0	0	1	1	4	5										
2000-01	-	-	-	-	-	-	0	0	1	0	2	2	0	0	1	0	2	2	0	0	1	0	2	2										
2001-02	1	0	0	0	5	2	0	0	1	0	2	2	1	0	1	0	7	4	1	0	1	0	7	4										
2002-03	0	1	0	0	3	4	1	0	0	0	2	1	1	1	0	0	5	5	1	1	0	0	5	5										
2003-04	-	-	-	-	-	-	1	0	0	0	3	0	1	0	0	0	3	0	1	0	0	0	3	0										
2005-06	0	1		0	1	6	-	-	-	-	-	-	0	1		0	1	6	0	1		0	1	6										
2006-07	-	-	-	-	-	-	1	0		0	3	2	1	0		0	3	2	1	0		0	3	2										
2007-08	DID NOT PLAY																																	
2008-09	1	0		0	2	1	-	-	-	-	-	-	1	0		0	2	1	1	0		0	2	1										
2009-10	-	-	-	-	-	-	0	1		0	2	4	0	1		0	2	4	0	1		0	2	4										
2010-11	1	0		0	3	2	-	-	-	-	-	-	1	0		0	3	2	1	0		0	3	2										
2011-12	-	-	-	-	-	-	0	1		0	3	4	0	1		0	3	4	0	1		0	3	4										
TOTALS	17	9	7	0	118	114	9	19	5	1	93	129	26	28	12	1	211	243	26	28	12	1	211	243										

VS WINNIPEG														HOME							ROAD							OVERALL						
YEAR	W	L	T	OL	GF	GA	W	L	T	OL	GF	GA	W	L	T	OL	GF	GA	W	L	T	OL	GF	GA										
1999-00	1	0	0	0	4	2	1	0	0	0	3	2	2	0	0	0	0	7	4	2	0	0	0	7	4									
2000-01	1	0	0	0	5	1	-	-	-	-	-	-	1	0	0	0	5	1	1	0	0	0	5	1										
2001-02	1	0	0	0	2	1	1	0	0	0	4	2	2	0	0	0	0	6	3	2	0	0	0	6	3									
2002-03	1	0	0	0	4	2	1	0	0	0	5	1	2	0	0	0	0	9	3	2	0	0	0	9	3									
2003-04	0	0	1	0	1	1	0	1	0	0	0	1	0	1	1	0	1	2	0	1	1	0	1	2										
2005-06	1	0		0	5	2	-	-	-	-	-	-	1	0			0	5	2	1	0		0	5	2									
2006-07	-	-		-	-	-	1	0		0	5	4	1	0			0	5	4	1	0		0	5	4									
2007-08	DID NOT PLAY																																	
2008-09	1	0		0	4	3	-	-	-	-	-	-	1	0			0	4	3	1	0		0	4	3									
2009-10	-	-		-	-	-	1	0		0	3	2	1	0	0		3	2	1	0	0		3	2										
2010-11	1	0		0	4	3	-	-	-	-	-	-	1	0			0	4	3	1	0		0	4	3									
2011-12	1	0		0	4	1	0	1		0	0	1	1	1		0	4	2	1	1		0	4	2										
TOTALS	8	0	1	0	33	16	5	2	0	0	20	13	13	2	1	0	53	29	13	2	1	0	53	29										



TEAM RECORDS: SEASON

MOST

POINTS

107 – (50-25-7) – 2009-10

HOME

60 – 2001-02 (27-8-3-3); 2009-10 (29-10-2)

ROAD

48 – (22-14-4) – 1984-85

WINS

50 – 2009-10

HOME

29 – 2009-10

ROAD

23 – 1996-97

LOSSES

57 – 1980-81

HOME

25 – 1980-81

ROAD

32 – 1980-81

TIES

18 – 2003-04

HOME

9 – 1981-82

ROAD

11 – 2003-04

GOALS

358 – 1984-85

GOALS AGAINST

400 – 1980-81

GOALS PER-GAME AVERAGE

4.47 AVG – 1984-85

GOALS AGAINST-PER-GAME AVERAGE

5.00 AVG – 1980-81

POWER PLAY GOALS

110 – 1987-88

POWER-PLAY GOALS AGAINST

98 – 2005-06

SHORTHANDED GOALS

15 – 1988-89

SHORTHANDED GOALS AGAINST

18 – 1983-84

ASSISTS

605 – 1984-85

SCORING POINTS

963 – 1984-85

50+ GOAL SCORERS

1 – 1984-85 (Dale Hawerchuk-53); 1992-93 (Teemu Selanne-76); 1995-96 (Keith Tkachuk-50); and 1996-97 (Keith Tkachuk-52)

40+ GOAL SCORERS

2 – 1981-82 (Dale Hawerchuk-45 and Morris ukowich-43); 1984-85 (Dale Hawerchuk-53 and Paul MacLean-41); and 1987-88 (Dale Hawerchuk-44 and Paul MacLean-40)

30+ GOAL SCORERS

6 – 1984-85 (Dale Hawerchuk-53; Paul MacLean-41; Laurie Boschman-32; Brian Mullen-32; Doug Smail-31 and Thomas Steen-30) *NHL Record*

20+ GOAL SCORERS

7 – 1983-84 (Paul MacLean-40; Dale Hawerchuk-37; Laurie Boschman-28; Brian Mullen-21; Scott Arniel-21; Thomas Steen-20 and Doug Smail-20)

100+ POINT SCORERS

2 – 1984-85 (Dale Hawerchuk-130 and Paul MacLean-101)

PENALTY MINUTES

2278 – 1987-88

SHUTOUTS FOR

9 – 1998-99 (Nikolai Khabibulin-8, Jimmy Waite-1); 2010-11 (Ilya Bryzgalov-7 and Jason LaBarbera-2)

FEWEST

POINTS

32 – (9-57-14) – 1980-81

HOME

22 – (7-25-8) – 1980-81

ROAD

10 – (2-32-6) – 1980-81

WINS

9 – 1980-81

HOME

7 – 1980-81

ROAD

2 – 1980-81

LOSSES

*25 – 2009-10 (25 in shortened 1994-95 season)

HOME

8 – 2001-02

ROAD

13 – 2010-11

TIES

6 – 1995-96

HOME

2 – 1982-83 and 1999-00

ROAD

0 – 1996-97

GOALS

*188 – 2003-04 (157 in shortened 1994-95 season)

GOALS AGAINST

*194 – 2011-12 (177 in shortened 1994-95 season)

GOALS-PER-GAME AVERAGE

2.29 AVG – 2003-04

GOALS AGAINST-PER-GAME AVERAGE

2.40 AVG – 1998-99; 2011-12

POWER-PLAY GOALS

34 – 2011-12

POWER-PLAY GOALS AGAINST

36 – 2011-12

SHORTHANDED GOALS

3 – 1992-93; 2009-10

SHORTHANDED GOALS AGAINST

4 – 2008-09

ASSISTS

*319 – 2003-04 (270 in shortened 1994-95 season)

SCORING POINTS

*507 – 2003-04 (427 in shortened 1994-95 season)

PENALTY MINUTES

757 – 2011-12



TEAM RECORDS: SEASON STREAKS

LONGEST

WINNING

9 Games – (Mar. 8-Mar. 27, 1985);
(Mar. 4-Mar. 21, 2010)

HOME

10 Games – Nov. 21-Dec. 29, 2009

ROAD

8 Games – (Feb. 25-Apr. 6, 1985)

WINNING, START OF SEASON

3 Games – (Oct. 10-Oct. 17, 1987);
(Oct. 10-Oct. 15, 2003)

HOME

5 Games – (Oct. 5-Oct. 28, 2000)

ROAD

3 Games – (Oct. 9-Oct. 14, 1982)

UNBEATEN

14 Games – 12-0-2 (Oct. 25-Nov. 28, 1998)

HOME

11 Games – 6-0-5 (Dec. 23, 1983-Feb. 5, 1984);
10-0-1 (Oct. 15-Dec. 20, 1998)

ROAD

9 Games – 8-0-1 (Feb. 25-Apr. 7, 1985);
5-0-4-0 (Dec. 7, 2003-Jan. 9, 2004)

UNBEATEN, START OF SEASON

3 Games – 3-0-0 (Oct. 10-Oct. 17, 1987);
2-0-1 (Oct. 2-Oct. 8, 1999);
3-0-0 (Oct. 10-Oct. 15, 2003)

HOME

6 Games – 4-0-2 (Oct. 7-Oct. 30, 1995);
5-0-1 (Oct. 5-Nov. 3, 2000)

ROAD

4 Games – 2-0-2 (Oct. 10-Oct. 23, 1991)

UNBEATEN, INCLUDING PLAYOFFS:

15 Games – 12-0-3 (Mar. 8-Apr. 11, 1985);
10-0-3 (regular season, 2-0 playoffs)

LOSING

10 Games – (Nov. 30-Dec. 20, 1980);
(Feb. 6-Feb. 25, 1994)

HOME

6 Games – (Oct. 6-Nov. 3, 2007);
(Jan. 27-Feb. 16, 2009)

ROAD

13 Games – (Jan. 26-Apr. 14, 1994)

LOSING, START OF SEASON

3 Games – (Oct. 10-Oct. 13, 1981)

HOME

3 Games – (Oct. 12-Oct. 26, 2002)

ROAD

8 Games – (Oct. 8-Nov. 8, 1992)

WINLESS

30 Games – 0-23-7 (Oct. 19-Dec. 20, 1980) *NHL Record*

HOME

14 Games – 0-9-5 (Oct. 19-Dec. 14, 1980)

ROAD

18 Games – 0-16-2 (Oct. 10-Dec. 20, 1980)

WINLESS, START OF SEASON:

3 Games – 0-1-2 (Oct. 5-Oct. 9, 1983);
0-3-0 (Oct. 10-Oct. 13, 1985);
0-2-1 (Oct. 6-Oct. 12, 1988)

HOME

6 Games – 0-4-2 (Oct. 5-Nov. 2, 1983)

ROAD

18 Games – 0-16-2 (Oct. 10, 1980-Jan. 7, 1981)

SHUTOUT SEQUENCE

306 minutes, 16 seconds –
(Dec. 31, 2003-Jan. 11, 2004) – 60:00 vs. LA, Dec.
31; 60:00 at DAL, Jan. 2; 60:00 at CAR, Jan. 4; 60:00
at WSH, Jan. 7; 60:00 at MIN, Jan. 9; 6:16 vs ATL,
Jan. 11

CONSECUTIVE GOALS

18 – (Dec. 31, 2003-Jan. 11, 2004)

TEAM RECORDS: GAME

MOST

GOALS

12 – at NYR, Feb. 25, 1985

HOME

10 – vs. LA, Mar. 30, 1983; and vs CGY, Mar. 25, 1987

ROAD

12 – at NYR, Feb. 25, 1985

GOALS AGAINST

15 – at MIN 15, Nov. 11, 1981

HOME

12 – vs. MTL, Oct. 19, 1983

ROAD

15 – at MIN, Nov. 11, 1981

GOALS, BOTH TEAMS

18 – at DET, Nov. 25, 1987

GOALS, CONSECUTIVE

9 – at TOR, Mar. 5, 1988

POWER PLAY GOALS

5 – vs. CGY, Mar. 9, 1988; vs. CAR, Dec. 3, 2005;
and vs. FLA, Jan. 19, 2006

POWER PLAY GOALS AGAINST

5 – at MIN, Nov. 11, 1981; and vs. CGY, Nov. 1, 1991

SHORTHANDED GOALS

4 – vs. VAN, Apr. 7, 1995

SHORTHANDED GOALS AGAINST

3 – at EDM, Dec. 21, 1983; at CHI, Oct. 12, 1988;
and vs. STL, Jan. 14, 2003

SCORING POINTS

30 – at QUE, Nov. 24, 1990

SHOTS

54 – vs. LA, Mar. 30, 1983; and vs. VAN, Feb. 10, 1985

SHOTS, BOTH TEAMS

93 – vs. MIN (WPG 42, MIN 51), Nov. 11, 1981

SHOTS AGAINST

57 – vs. VAN, Nov. 18, 1980

PENALTY MINUTES

140 – at VAN (15 minors, 6 majors, 3 misconducts, 5
game misconducts), Dec. 31, 1987

PENALTY MINUTES, BOTH TEAMS

286 – at VAN (140 WPG: 15 minors, 6 majors, 3
misconducts, 5 game misconducts; 146 VAN:
18 minors, 4 majors, 6 misconducts, 3 game
misconducts), Dec. 31, 1987

FEWEST

SHOTS

11 – vs. DAL, Apr. 16, 1998; and at PIT, Dec. 11, 1999

SHOTS AGAINST

12 – vs. NJ, Oct. 22, 1982

PENALTY MINUTES

0 – vs. HFD, Dec. 30, 1981; at ANA, Apr. 6, 2008;
at STL, Feb. 24, 2009; at VAN, Nov. 21, 2010

LARGEST

MARGIN OF VICTORY, HOME

9 – vs. CGY (10-1), Mar. 25, 1987; and vs. CGY (9-0),
Feb. 3, 1988

MARGIN OF VICTORY, ROAD

9 – at TOR (10-1), Mar. 5, 1988

MARGIN OF DEFEAT, HOME

10 – vs. MTL (12-2), Oct. 19, 1983

MARGIN OF DEFEAT, ROAD

13 – at MIN (15-2), Nov. 11, 1981



TEAM RECORDS: PERIOD

MOST

GOALS

6 – vs. VAN (2nd period), Nov. 9, 1984; vs. LA (3rd period), Oct. 30, 1988; and at EDM (1st period), Mar. 30, 1999

GOALS AGAINST

8 – at MIN (2nd period), Nov. 11, 1981

SHOTS

25 – vs. CGY (2nd period), Feb. 5, 1982

SHOTS AGAINST

27 – at MIN (2nd period), Nov. 11, 1981

PENALTY MINUTES

117 – at VAN (1st period, 6 minors, 5 majors, 3 misconducts, 5 game misconducts), Dec. 31, 1987

PENALTY MINUTES, BOTH TEAMS

228 – at VAN (1st period, 117 WPG: 6 minors, 5 majors, 3 misconducts, 5 game misconducts; and 111 VAN: 8 minors, 3 majors, 5 misconducts, 3 game misconducts), Dec. 31, 1987

FEWEST

SHOTS

0 – vs. NYR (2nd period), Jan. 15, 1982; and at CGY (1st period), Mar. 24, 2003

SHOTS AGAINST

0 – vs. TB (2nd period), Dec. 2, 1999

FASTEST

SIX GOALS

8 minutes, 14 seconds – vs. LA (3rd period), Oct. 30, 1988 (Dave Ellett, 9:23; Pat Elynuik, 12:37; Randy Gilhen, 13:39; Dale Hawerchuk, 16:14; Doug Smail, 16:58; Ray Neufeld, 17:37)

FIVE GOALS

5 minutes – vs. LA (3rd period), Oct. 30, 1988 (Pat Elynuik, 12:37; Randy Gilhen, 13:39; Dale Hawerchuk, 16:14; Doug Smail, 16:58; Ray Neufeld, 17:37)

FIVE GOALS, BOTH TEAMS

2 minutes, 38 seconds – vs. SJ (3rd period), Mar. 25, 2008 (Shane Doan, PHX – 2:16; Joe Thornton, SJ – 2:51; Marc-Edouard Vlasic, SJ – 3:19; Steven Reinprecht, PHX – 4:05; Joe Thornton, SJ – 4:54)

FOUR GOALS

2 minutes, 16 seconds – vs. VAN (2nd period), Nov. 9, 1984 (Dale Hawerchuk, 7:52; Scott Arniel, 8:05; Brian Mullen, 9:11; Scott Arniel, 10:08)

FOUR GOALS, BOTH TEAMS

1 minute, 11 seconds – at MIN (2nd period), Nov. 11, 1981 (Kent-Erik Andersson, MIN – 4:05; Neal Broten, MIN – 4:56; Bengt Lundholm, WPG – 5:02; Mike Eaves – MIN, 5:16)

THREE GOALS

1 minute, 2 seconds – vs. EDM (2nd period), Dec. 15, 1995 (Deron Quint, 7:51; Deron Quint, 7:55; Teemu Selanne, 8:53)

THREE GOALS, BOTH TEAMS

20 seconds – vs. MIN (3rd period), Dec. 27, 1992 (Neal Broten, MIN – 1:54; Dave Gagner, MIN – 2:08; Keith Tkachuk, WPG – 2:14)

TWO GOALS

4 seconds – vs. EDM (2nd period), Dec. 15, 1995 (Deron Quint, 7:51 and 7:55) *NHL Record*

TWO GOALS, BOTH TEAMS

6 seconds – vs. MIN (2nd period), Dec. 26, 1982 (Dale Hawerchuk, WPG – 2:46; Mike Eaves, MIN – 2:52); at STL (2nd period), Jan. 31, 1989 (Bernie Federko, STL – 17:39; Paul Fenton, WPG – 17:35); vs. MIN (3rd period), Dec. 27, 1992 (Dave Gagner, MIN – 2:08; Keith Tkachuk, WPG – 2:14)



INDIVIDUAL RECORDS: CAREER

MOST

SEASONS

16 – **Shane Doan**

GAMES

1,198 – **Shane Doan**

GAMES, INCLUDING PLAYOFFS

1,253 – **Shane Doan**
(1,198 regular season, 55 postseason)

GAMES, CONSECUTIVE

475 – Dale Hawerchuk (Dec. 19, 1982-Dec. 10, 1988)

GOALS

379 – Dale Hawerchuk

GOALS, INCLUDING PLAYOFFS

395 – Dale Hawerchuk
(379 regular season, 16 postseason)

GOALS, CENTER

379 – Dale Hawerchuk

GOALS, LEFT WING

323 – Keith Tkachuk

GOALS, RIGHT WING

318 – **Shane Doan**

GOALS, DEFENSEMAN

108 – Teppo Numminen

OVERTIME GOALS

10 – **Shane Doan**

ASSISTS

553 – Thomas Steen

ASSISTS, INCLUDING PLAYOFFS

583 – Dale Hawerchuk
(550 regular season, 33 postseason)

ASSISTS, CENTER

553 – Thomas Steen

ASSISTS, LEFT WING

300 – Keith Tkachuk

ASSISTS, RIGHT WING

470 – **Shane Doan**

ASSISTS, DEFENSEMAN

426 – Teppo Numminen

POINTS

929 – Dale Hawerchuk

POINTS, INCLUDING PLAYOFFS

978 – Dale Hawerchuk
(929 regular season, 49 postseason)

POINTS, CENTER

929 – Dale Hawerchuk

POINTS, LEFT WING

623 – Keith Tkachuk

POINTS, RIGHT WING

788 – **Shane Doan**

POINTS, DEFENSEMAN

534 – Teppo Numminen

PENALTY MINUTES

1,508 – Keith Tkachuk

PENALTY MINUTES, INCLUDING PLAYOFFS:

1,608 – Keith Tkachuk
(1,508 regular season, 100 postseason)

HAT TRICKS

12 – Dale Hawerchuk

20 + GOAL SEASONS

11 – **Shane Doan**

30 + GOAL SEASONS

8 – Dale Hawerchuk

40 + GOAL SEASONS

7 – Dale Hawerchuk

50 + GOAL SEASONS

2 – Keith Tkachuk

100 + POINT SEASONS

6 – Dale Hawerchuk

CONSECUTIVE 20+ GOAL SEASONS

9 – Dale Hawerchuk (1981-82 to 1989-90), Keith Tkachuk (1992-93 to 2000-01) and **Shane Doan** (1999-00 to 2008-09)

CONSECUTIVE 30+ GOAL SEASONS

8 – Dale Hawerchuk (1981-82 to 1988-89)

CONSECUTIVE 40+ GOAL SEASONS

5 – Dale Hawerchuk (1984-85 to 1988-89)

CONSECUTIVE 50+ GOAL SEASONS

2 – Keith Tkachuk (1995-96 to 1996-97)

CONSECUTIVE 100+ POINT SEASONS

5 – Dale Hawerchuk (1983-84 to 1987-88)

CONSECUTIVE GAMES PLAYED

475 – Dale Hawerchuk (Dec. 19, 1982 to Dec. 10, 1988)

MOST BY A GOALTENDER

GAMES

311 – Bob Essensa

WINS

130 – Ilya Bryzgalov

SHUTOUTS

21 – Nikolai Khabibulin, Ilya Bryzgalov

20+ WIN SEASONS

4 – Nikolai Khabibulin, Ilya Bryzgalov

30+ WIN SEASONS

3 – Nikolai Khabibulin

CONSECUTIVE 20+ WIN SEASONS

4 – Nikolai Khabibulin (1995-96 to 1998-99); Ilya Bryzgalov (2007-08 to 2010-11)

CONSECUTIVE 30+ WIN SEASONS

3 – Nikolai Khabibulin (1996-97 to 1998-99)



INDIVIDUAL RECORDS: SEASON

MOST

GOALS

76 – Teemu Selanne (1992-93)

GOALS, INCLUDING PLAYOFFS

80 – Teemu Selanne, 1992-93
(76 regular season, 4 postseason)

GOALS BY A DEFENSEMAN

23 – Phil Housley (1990-91 and 1991-92)

GOALS BY A ROOKIE

76 – Teemu Selanne (1992-93) *NHL Record*

GOALS BY A ROOKIE DEFENSEMAN

11 – Dave Ellett (1984-85)

GOALS BY A CENTER

53 – Dale Hawerchuk (1984-85)

GOALS BY A LEFT WING

52 – Keith Tkachuk (1996-97)

GOALS BY A RIGHT WING

76 – Teemu Selanne (1992-93)

ASSISTS

79 – Phil Housley (1992-93)

ASSISTS, INCLUDING PLAYOFFS

86 – Phil Housley, 1992-93
(79 regular season, 6 postseason)

ASSISTS BY A DEFENSEMAN

79 – Phil Housley (1992-93)

ASSISTS BY A ROOKIE

58 – Dale Hawerchuk (1981-82)

ASSISTS BY A ROOKIE DEFENSEMAN

38 – Dave Babych (1980-81)

ASSISTS BY A CENTER

77 – Dale Hawerchuk (1984-85 and 1987-88)

ASSISTS BY A LEFT WING

49 – Morris Lukowich (1981-82)

ASSISTS BY A RIGHT WING

60 – Paul MacLean (1984-85)

POINTS

132 – Teemu Selanne (1992-93)

POINTS, INCLUDING PLAYOFFS

138 – Teemu Selanne, 1992-93
(132 regular season, 6 postseason)

POINTS BY A DEFENSEMAN

97 – Phil Housley (1992-93)

POINTS BY A ROOKIE

132 – Teemu Selanne (1992-93) *NHL Record*

POINTS BY A ROOKIE DEFENSEMAN

44 – Dave Babych (1980-81)

POINTS BY A CENTER

130 – Dale Hawerchuk (1984-85)

POINTS BY A LEFT WING

98 – Keith Tkachuk (1995-96)

POINTS BY A RIGHT WING

132 – Teemu Selanne (1992-93)

PENALTY MINUTES

347 – Tie Domi (1993-94)

PENALTY MINUTES BY A ROOKIE

324 – Daniel Carcillo (2007-08)

PENALTY MINUTES BY A DEFENSEMAN

271 – Shawn Cronin (1991-92)

PENALTY MINUTES BY A CENTER:

243 – Laurie Boschman (1983-84)

PENALTY MINUTES BY A LEFT WING

324 – Daniel Carcillo (2007-08)

PENALTY MINUTES BY A RIGHT WING

347 – Tie Domi (1993-94)

HAT TRICKS

5 – Teemu Selanne, 4 three-goal games and 1 four-goal game (1992-93)

POWER-PLAY GOALS

24 – Teemu Selanne (1992-93)

SHORTHANDED GOALS

7 – Dave McLlwain (1989-90)

GAME WINNING GOALS

12 – Jeremy Roenick (1999-00);
Radim Vrbata (2011-12)

GAME TYING GOALS

3 – Barry Long (1980-81);
Danny Geoffrion (1980-81);
Morris Lukowich (1981-82);
Dave Babych (1981-82);
Dale Hawerchuk (1983-84);
Shane Doan (2003-04)

GAME OPENING GOALS

12 – Keith Tkachuk (1995-96 and 1998-99)

SHOTS

387 – Teemu Selanne (1992-93)

HIGHEST GOALS-PER-GAME AVERAGE

(among players with 30-or-more goals):
.90 – Teemu Selanne (1992-93) 76 G in 84 GP

HIGHEST ASSISTS-PER-GAME AVERAGE

(among players with 35-or-more assists):
.98 – Phil Housley (1992-93) 79 A in 80 GP

HIGHEST POINTS-PER-GAME AVERAGE

(among players with 50-or-more points):
1.62 – Dale Hawerchuk (1984-85) 130 PTS in 80 GP

MOST BY A GOALTENDER

GAMES

72 – Nikolai Khabibulin (1996-97)

MINUTES

4,091 – Nikolai Khabibulin (1996-97)

GOALS AGAINST

227 – Bob Essensa (1992-93)

WINS

42 – Ilya Bryzgalov (2009-10)

LOSSES

33 – Nikolai Khabibulin (1996-97)

TIES

13 – Sean Burke (2000-01)

SHUTOUTS

8 – Nikolai Khabibulin (1998-99);
Ilya Bryzgalov (2009-10)
Mike Smith (2011-12)

ASSISTS

5 – Ed Staniowski (1981-82);
Bob Essensa (1992-93)

PENALTY MINUTES

25 – Gary Smith (1979-80)



INDIVIDUAL RECORDS: SEASON STREAKS

LONGEST

WINNING, GOALTENDER

11 – Mike Smith 11-0-1 (Feb. 4-28, 2012)

UNDEFEATED, GOALTENDER

12 – Brian Hayward 10-0-2
(Mar. 8-Apr. 6, 1985)

SHUTOUT SEQUENCE, GOALTENDER

332 minutes, 01 second – Brian Boucher (Dec. 22, 2003 – Jan. 11, 2004) – 25:45 at NSH, Dec. 22; 60:00 vs. LA, Dec. 31; 60:00 at DAL, Jan. 2; 60:00 at CAR, Jan. 4; 60:00 at WSH, Jan. 7; 60:00 at MIN, Jan. 9; 6:16 vs. ATL, Jan. 11 **NHL Record** (Modern Era)

CONSECUTIVE SHUTOUTS:

5 games – Brian Boucher (Dec. 31, 2003 – Jan. 9, 2004)
NHL Record (Modern Era)

CONSECUTIVE POINT:

18 games – Dale Hawerchuk (Feb. 23 - Apr. 7, 1985)
17-16-33

CONSECUTIVE GOAL:

9 games – Teemu Selanne (Mar. 14 - Apr. 1, 1993) – 14G

CONSECUTIVE ASSIST:

14 games – Phil Housley
(Dec. 26, 1992-Jan. 19, 1993) – 21A

CONSECUTIVE PENALTY:

15 games – Tie Domi (Mar. 14 - Apr. 15, 1993)

INDIVIDUAL RECORDS: GAME

MOST

GOALS

5 – Willy Lindstrom, at PHI (Mar. 2, 1982);
Alexei Zhamnov, at LA (Apr. 1, 1995)

GOALS, DEFENSEMAN

3 – Ed Jovanovski, vs. NSH (Nov. 3, 2010)

GOALS, ROOKIE

4 – Teemu Selanne, vs. MIN
(Feb. 28, 1993)

GOALS, CENTER

5 – Alexei Zhamnov, at LA (Apr. 1, 1995)

GOALS, LEFT WING

4 – Keith Tkachuk, at DAL (Mar. 26, 1996), at CHI (Mar. 20, 1997)

GOALS, RIGHT WING

5 – Willy Lindstrom, at PHI (Mar. 2, 1982)

ASSISTS

5 – Dale Hawerchuk, vs. LA (Mar. 6, 1984), vs. TOR (Mar. 18, 1989), vs LA (Mar. 4, 1990);
Phil Housley, vs. HFD (Jan. 18, 1993);
Keith Tkachuk at BUF (Feb. 23, 2001)

ASSISTS, DEFENSEMAN

5 – Phil Housley, vs. HFD (Jan. 18, 1993)

ASSISTS, ROOKIE

4 – Keith Ballard, vs. FLA (Jan. 19, 2006)

ASSISTS, CENTER

5 – Dale Hawerchuk, vs. LA (Mar. 6, 1984), vs. TOR (Mar. 18, 1989), and vs. LA (Mar. 4, 1990)

ASSISTS, LEFT WING

5 – Keith Tkachuk, at BUF (Feb. 23, 2001)

ASSISTS, RIGHT WING

4 – Paul MacLean, vs. TOR (Dec. 14, 1984) and vs. BOS (Feb. 20, 1987);
Andrew McBain, vs. NYR (Apr. 1, 1988);
Dallas Drake, at LA (Apr. 1, 1995);
Teemu Selanne, vs. MTL (Dec. 12, 1995);
Shane Doan, vs. EDM (Mar. 24, 2001) and vs. SJ (Dec. 30, 2006)

POINTS

6 – Willy Lindstrom, at PHI (Mar. 2, 1982) 5G-1A;
Dale Hawerchuk, vs. TOR (Dec. 14, 1983) 3G-3A;
Thomas Steen, vs. HFD (Oct. 24, 1984) 2G-4A;
Dale Hawerchuk, vs. TOR (Mar. 5, 1988) 2G-4A;
Dale Hawerchuk, vs. TOR (Mar. 18, 1989) 1G-5A;
Ed Olczyk, vs. CGY (Dec. 21, 1991) 2G-4A

POINTS, DEFENSEMAN

5 – Randy Carlyle, vs. CGY (Mar. 9, 1988) 1G-4A;
Fredrik Olausson, vs. EDM (Oct. 14, 1992) 1G-4A;
Phil Housley, vs. HFD (Jan. 18, 1993) 0G-5A

POINTS, ROOKIE

5 – Dale Hawerchuk, at TOR (Mar. 13, 1982) 3G-2A;
Pat Elynuik, vs. PIT (Jan. 20, 1989) 2G-3A;
Teemu Selanne, vs. CGY (Oct. 28, 1992) 2G-3A

POINTS, CENTER

6 – Dale Hawerchuk, vs. TOR (Dec. 14, 1983) 3G-3A, vs. TOR (Mar. 5, 1988) 2G-4A, and vs. TOR (Mar. 18, 1989) 1G-5A;
Thomas Steen, vs. HFD (Oct. 24, 1984) 2G-4A;
Ed Olczyk, vs. CGY (Dec. 21, 1991) 2G-4A

POINTS, LEFT WING

5 – Keith Tkachuk, at DAL (Mar. 26, 1996) 4G-1A, vs. ANA (Apr. 3, 1998) 3G-2A, at BUF (Feb. 23, 2001) 0G-5A;
Ladislav Nagy, vs. CAR (Dec. 3, 2005), 3G-2A
Ray Whitney vs. STL (Nov. 13, 2010), 3G-2A

POINTS, RIGHT WING

6 – Willy Lindstrom, at PHI (Mar. 2, 1982) 5G-1A

PENALTY MINUTES

49 – Tie Domi, at VAN (Feb. 9, 1995) 2 minors, 1 major, 2 misconducts, 2 game misconducts

POWER PLAY GOALS

3 – Paul MacLean, vs. LA (Nov. 13, 1986);
Ray Neufeld, vs. VAN (Nov. 1, 1987);
Paul MacLean, vs. CGY (Mar. 9, 1988);
Ladislav Nagy, vs. CAR (Dec. 3, 2005)

SHORTHANDED GOALS

2 – Keith Tkachuk, vs. VAN (Apr. 7, 1995)

SHOTS

12 – Brian Mullen, vs. LA (Mar. 30, 1982);
Nelson Emerson, vs. FLA (Feb. 24, 1994);
Jeremy Roenick, at TOR (Mar. 22, 1997)

SHOTS FACED

55 – Nikolai Khabibulin, at PHI (Jan. 28, 1997)

GOALS AGAINST

15 – Doug Soetaert, at MIN (Nov. 11, 1981)

FASTEST GOAL, START OF GAME

5 seconds – Doug Smail, vs. STL (Dec. 20, 1981) **NHL Record**



INDIVIDUAL RECORDS: PERIOD

MOST

ASSISTS:

5 – Dale Hawerchuk, 2nd period vs. LA
(Mar. 6, 1984) *NHL Record*

POINTS:

5 – Dale Hawerchuk, 2nd period vs. LA
(Mar. 6, 1984) 0G-5A;
Pat Elynuik, 2nd period vs. PIT
(Jan. 20, 1989) 2G-3A

PENALTY MINUTES:

38 – Barry Legge, 1st period vs. HFD
(Jan. 10, 1981) 4 minors, 2 majors,
1 misconduct, 1 game misconduct

SHOTS:

7 – Brian Mullen, 1st period vs. HFD, (Feb.
25, 1983);
Lucien DeBlois, 3rd period vs. VAN (Nov.
23, 1983);
Teemu Selanne, 2nd period vs. EDM
(Apr. 15, 1993);
Jeremy Roenick, 3rd period at TOR
(Mar. 22, 1997);
Keith Tkachuk, 2nd period vs. ANA (Apr.
3, 1998);
Travis Green, 3rd period at LA (Oct. 22,
1999)

SHOTS FACED:

27 – Doug Soetaert, 2nd period at MIN
(Nov. 11, 1981)

GOALS AGAINST:

8 – Doug Soetaert, 2nd period at MIN
(Nov. 11, 1981)

FASTEST

GOAL, START OF PERIOD:

5 seconds – Doug Smail, 1st period vs.
STL (Dec. 20, 1981)

TWO GOALS:

4 seconds – Deron Quint, 7:51 and 7:55
of 2nd period vs. EDM (Dec. 15, 1995)
NHL Record

THREE GOALS:

8 minutes, 2 seconds – Alexei Zhamnov,
1:25, 3:57 and 9:27 of 3rd period at
LA (Apr. 1, 1995)

FOUR GOALS:

27 minutes, 59 seconds – Willy
Lindstrom, 5:47 and 11:15 of 2nd
period; 4:57 and 13:46 of 3rd period
vs. PHI (Mar. 2, 1982)

FIVE GOALS:

35 minutes, 26 seconds – Alexei
Zhamnov, 14:01 of 1st period; 0:58
of 2nd period; 1:25, 3:57, and 9:27 of
3rd period at LA (Apr. 1, 1995)



HISTORY





TEAM HISTORY

WINNIPEG JETS (1979-1996)

- 1979, June 22** The Winnipeg Jets, newly purchased by Winnipeg lawyer Barry Shenkarow and businessman Michael Gobuty, are granted admission into the National Hockey League. The Jets franchise had spent the previous eight years in the World Hockey Association (WHA), winning three AVCO Cup championships. The Jets gained admittance to the WHA on Nov. 1, 1971 and finished as the WHA's final champions on May 20, 1979. Bobby Hull stars for the Jets during the club's WHA tenure, scoring 303 goals and 638 points in 411 games.
- 1979, Aug. 9** The Jets participate in their first NHL Entry Draft, using their first selection to draft right winger Jimmy Mann (19th overall). Center Thomas Steen is also drafted on this day (5th choice - 103rd overall).
- 1979, Sept. 17** The Jets open their first preseason training camp in the NHL.
- 1979, Oct. 10** The Winnipeg Jets play their first NHL game, a 4-2 loss at Pittsburgh.
- 1980, Dec. 10** Bill Sutherland becomes head coach of the Jets, replacing Tom McVie (the NHL club's first head coach).
- 1981, Feb. 16** Mike Smith takes over duties behind the Jets' bench.
- 1981, May 14** Tom Watt replaces Mike Smith as head coach.
- 1981, Aug. 13** The Jets sign Dale Hawerchuk, the first player drafted in the 1981 NHL Entry Draft, to his first professional contract at a ceremony at Portage and Main.
- 1982, Apr. 7** The Jets play their first NHL playoff game, losing a 4-3 decision to the St. Louis Blues at the Winnipeg Arena (lost the series 3-1).
- 1982, Apr. 8** The Jets win their first-ever NHL playoff game, defeating St. Louis 5-2 at the Winnipeg Arena.
- 1982, June** Dale Hawerchuk wins the Calder Trophy as the NHL's outstanding rookie for the 1981-82 season.
- 1983, Nov. 22** Barry Long replaces Tom Watt as head coach of the Jets.
- 1985, Apr. 14** For the first time since joining the NHL, the Jets advance to the second round of the playoffs by defeating the Calgary Flames (3-1).
- 1986, Mar. 4** John Ferguson replaces Barry Long as head coach.
- 1986, June 20** Dan Maloney replaces John Ferguson as head coach.
- 1987, Apr. 16** The Jets advance to the second round of playoffs for the second time by defeating Calgary (4-2).
- 1988, June 11** Jets draft right wing Teemu Selanne (1st choice - 10th overall) in the 1988 NHL Entry Draft.
- 1988, Dec. 3** Mike Smith replaces John Ferguson as Jets' general manager.
- 1989, Feb. 7** Rick Bowness replaces Dan Maloney as head coach.
- 1989, Feb. 19** The Jets retire Bobby Hull's No. 9 jersey in a ceremony at the Winnipeg Arena.
- 1989, May 25** Bob Murdoch replaces Rick Bowness as head coach.
- 1990, June 16** Jets draft left wing Keith Tkachuk (1st choice - 19th overall) in the 1990 NHL Entry Draft.
- 1991, June 17** John Paddock replaces Bob Murdoch as head coach.
- 1992, Jan. 10** Randy Carlyle plays in his 1,000th NHL game vs Chicago.
- 1993, Apr.** Teemu Selanne shatters NHL record for goals and points in a rookie season with 76 goals and 132 points (surpassing Mike Bossy's 53 goals and Peter Stastny's 109 points).
- 1993, June** Teemu Selanne wins the Calder Trophy as the NHL's outstanding rookie in 1992-93.
- 1994, Jan. 19** Mike Smith is fired as general manager of the Jets. John Paddock named as interim general manager.
- 1994, June 3** John Paddock is officially named general manager.
- 1995, Apr. 5** Terry Simpson replaces John Paddock as interim head coach.
- 1995, May 3** Local investors known as the MEC (Manitoba Entertainment Complex) announce that they will not exercise their option to purchase the Jets and keep the team in Winnipeg.
- 1995, May 6** The Winnipeg Jets retire the team logo and Thomas Steen's jersey No. 25 in a ceremony at the Winnipeg Arena.
- 1995, May 9** Operation Grassroots begins an effort to persuade government and local buyers to construct a new arena and keep the Jets in Winnipeg.
- 1995, May 16** Over 35,000 people attend a rally at The Forks to raise money for Operation Grassroots in the largest gathering of people at a rally in Winnipeg in 50 years. Approximately \$250,000 is raised at this rally from the citizens of Winnipeg.
- 1995, May 17** Over 2,500 people attend a "Hockey Social" at the Winnipeg Convention Centre and raise in excess of \$250,000 for Operation Grassroots.
- 1995, May 19** Jets' owner and president Barry Shenkarow announces that local buyers have missed the deadline to purchase the team and keep it in Winnipeg. The team will be purchased as per "agreement in principle" with Minneapolis investors and moved to Minneapolis.
- 1995, May 21** Barry Shenkarow and the Jets' ownership group announce that the Jets will remain in Winnipeg with details of the plan to expand the current ownership group to be finalized and announced in the near future.
- 1995, June 16** After weeks of tense negotiations, the Jets' ownership group agrees to sell its shares of the team to the Spirit of Manitoba group (formerly known as MEC) pending conditions which must be met before August 15, 1995.
- 1995, June 20** Terry Simpson is officially named head coach of the Jets.
- 1995, July 26** Winnipeg City Council votes to deny charitable tax status on donations to the endowment fund to cover the purchase of the team and operating costs of a new arena, creating a major hurdle in the Spirit of Manitoba's attempt to raise money for the endowment fund.
- 1995, Aug. 10** Winnipeg City Council votes (10-6) to accept Spirit of Manitoba's business plan, overturning the results of the previous vote on July 26.
- 1995, Aug. 14** The Spirit of Manitoba announces that they were unable to raise the required capital to proceed with the purchase of the Winnipeg Jets. The organization promptly disbands.
- 1995, Aug. 15** Jets' owner and president Barry Shenkarow announces that he is left with no alternative solution but to make arrangements to sell the team to a buyer outside of Winnipeg. Shenkarow further announces that the 1995-96 season will be the final year for the Jets in Winnipeg since the team cannot be moved prior to 1995-96.
- 1995, Oct. 18** The Jets announce the completed sale of the franchise to Richard Burke of Minnesota and Steven Gluckstern of New York, who will find a new home city for the franchise in the United States. The date of transfer of ownership is set as July 1, 1996.
- 1995, Dec. 19** Richard Burke and Steven Gluckstern announce in a press conference that the new home of their NHL franchise will be Phoenix, Arizona.
- 1996, Feb. 7** Teemu Selanne is traded to Anaheim with Marc Chouinard and a 4th round pick in the 1996 NHL Entry Draft for Oleg Tverdokovsky, Chad Kilger, and a 3rd round pick in the 1996 NHL Entry Draft.
- 1996, Apr. 8** The newly purchased franchise officially unveils its logo and name in a press conference in Phoenix. After a successful name-the-team contest, management chose the name "Phoenix Coyotes" for the franchise.
- 1996, Apr. 12** Keith Tkachuk scores his 50th goal of the 1995-96 season in the final regular season home game in Jets history, a 5-3 win vs the Los Angeles Kings.
- 1996, Apr. 14** The Jets play their final regular season game - a 5-2 loss at Anaheim.
- 1996, Apr. 28** The team plays their final game as the Winnipeg Jets, losing to Detroit in Game 6 of their playoff series at a sold out Winnipeg Arena.
- 1996, May 21** Bobby Smith named as executive vice president of hockey operations for the team as they prepare to begin their tenure in Phoenix.
- 1996, June 19** Kris King receives the King Clancy award - presented to the player who "best exemplifies leadership qualities on and off the ice and has made a noteworthy humanitarian contribution in his community" - for the 1995-96 season.



TEAM HISTORY

PHOENIX COYOTES (1996-Present)

- 1996, July 1** The first day of business operations for the Phoenix Coyotes Hockey Club.
- 1996, July 1** Don Hay named as the Coyotes' first head coach.
- 1996, Aug. 16** The Coyotes trade Alexei Zhamnov, Craig Mills and a 1st round pick in the 1997 NHL Entry Draft to Chicago for center Jeremy Roenick.
- 1996, Aug. 26** The Coyotes unveil their new uniforms at the Hard Rock Cafe in Phoenix. Rock legend Alice Cooper and Phoenix Mayor Skip Rimsza are in attendance.
- 1996, Sept. 15** The Coyotes play their first-ever preseason game, a 4-2 loss at Edmonton.
- 1996, Sept. 28** The Coyotes name Keith Tkachuk Captain
- 1996, Oct. 5** The team plays its first regular season game as the Phoenix Coyotes, but is defeated 1-0 in Hartford by the Whalers in the 1996-97 season opener.
- 1996, Oct. 7** The team wins its first game as the Coyotes, a 5-2 victory over the Bruins at the FleetCenter in Boston. Mike Gartner scores the first goal in Coyotes history and later records a hat trick in the game.
- 1996, Oct. 10** In their home debut, the Coyotes defeat the San Jose Sharks 4-1 in front of a sold out (16,210) America West Arena.
- 1996, Dec. 11** John Paddock is relieved of his duties as general manager of the Coyotes. Bobby Smith assumes the position of general manager.
- 1997, Apr. 6** Keith Tkachuk scores his 50th goal for the second consecutive season to become the first player in franchise history to record more than one 50-goal season.
- 1997, Apr. 11** Keith Tkachuk scores his 52nd goal of the season to finish the 1996-97 campaign as the NHL's top goal scorer.
- 1997, Apr. 16** The team begins its first playoff series as the Phoenix Coyotes, taking on the Anaheim Mighty Ducks in the best-of-seven Western Conference Quarterfinals.
- 1997, Apr. 20** The Coyotes play the first ever NHL playoff game in Phoenix. After a marketing campaign that popularized the phrase "It's not hockey... it's playoff hockey," thousands of fans come dressed in white as the "White Out" hits the desert for the first time. The team wins their first home playoff game as the Coyotes, defeating Anaheim 4-1.
- 1997, May 6** Don Hay relieved of his duties as head coach of the Coyotes.
- 1997, June 9** Jim Schoenfeld named head coach of the Coyotes in a press conference at America West Arena.
- 1997, June 17** CEO & governor Richard Burke, president Shawn Hunter, and vice president of hockey administration Mike O'Hearn participate in a groundbreaking ceremony for the Coyotes new practice facility, near the intersection of Pima and Bell Roads in North Scottsdale, Arizona.
- 1997, Sept. 12** Coyotes owner Richard Burke announces that his partner and co-owner Steven Gluckstern will sell his share of the Coyotes franchise to Burke and attempt to purchase the New York Islanders franchise, pending the approval of the NHL's Board of Governors. Burke assumes sole ownership of the Coyotes.
- 1997, Dec. 14** Right wing Mike Gartner scores his 700th career NHL goal, becoming only the 5th player in NHL history to reach this milestone. Only Wayne Gretzky, Gordie Howe, Marcel Dionne, and Phil Esposito shared this accomplishment with Gartner.
- 1998, June 5** The grand opening of the Cellular One Ice Den is held, as the Coyotes new north Scottsdale practice facility becomes available for public use. B.G. Ice, Inc. is created to handle the team's ventures into the ice facility business.
- 1998, Dec. 17** The Scottsdale City Council votes in favor (4-3) of forming a "Stadium District" for funding a 92-acre redevelopment of the Los Arcos Mall in South Scottsdale. As a part of the redevelopment, the Coyotes plan to include a new 19,000 seat arena and practice facility.
- 1999, Jan. 18** Citizens of Scottsdale submit over 5,000 petition signatures to call for a referendum election on the formation of the Stadium District. The Scottsdale city election is scheduled for May 18, 1999.
- 1999, Jan. 24** For the first time in franchise history, four players represent the team at the NHL All-Star Game. Nikolai Khabibulin, Teppo Numminen, Jeremy Roenick and Keith Tkachuk all play in the game at the Ice Palace in Tampa, Florida. Numminen was named as a starter for the World team. In addition, head coach Jim Schoenfeld served as an assistant coach for the North American team.
- 1999, Jan. 28** Rick Tocchet scores his 400th NHL career goal, becoming the 52nd player in NHL history to reach this milestone.
- 1999, Feb. 3** The Coyotes unveil their new alternate or "third" jersey at Alice Cooper's town in Phoenix. The team wore the new uniforms 10 times during the remainder of the regular season.
- 1999, May 18** Scottsdale voters overwhelmingly vote (63%) to support the Coyotes efforts to build a new arena as part of a 92-acre shopping mall redevelopment at Los Arcos by forming the "Los Arcos Multipurpose Facilities District." With the victory, a second vote on the final redevelopment plan and financing is scheduled for Nov. 2, 1999.
- 1999, May 24** Jim Schoenfeld is relieved of his duties as head coach of the Coyotes.
- 1999, June 16** Bob Francis named head coach of the Coyotes in a press conference at the Scottsdale Princess.
- 1999, Sept. 27** The Coyotes host their first ever Cool Coyotes Field Trip when they play the San Jose Sharks in a preseason game. Over 16,000 elementary school students get to watch a free hockey game at America West Arena as part their educational curriculum. The event is the largest kids event ever undertaken by the Coyotes.
- 1999, Oct. 26** Rick Tocchet plays in his 1,000th NHL game at Edmonton.
- 1999, Nov. 2** In a second arena election, voters in Scottsdale and the partnering cities of Fountain Hills and Guadalupe once again vote in strong favor (59%) of the Los Arcos project. The use of the "Los Arcos Multipurpose Facilities District" is approved as a development and financing mechanism to build a new arena for the Coyotes (and complete mall redevelopment) at the intersection of Scottsdale and McDowell Roads.
- 2000, Apr. 18** Coyotes owner Richard Burke signs a deal that gives Steve Ellman (the developer of the redevelopment project at Los Arcos) until June 30 to buy the team.
- 2000, May 26** Developer Steve Ellman makes \$10 million deposit to Richard Burke to begin purchase of team and announces Wayne Gretzky (the NHL's all-time greatest player) will join the new Coyotes ownership group under Los Arcos Sports, LLC.
- 2000, June 2** Wayne Gretzky is introduced to the Arizona public at a national media gala held at the Scottsdale Princess. Steve Ellman announces he will accept the position of chairman of Los Arcos Sports, LLC. It is also announced that Gretzky will be the managing partner in charge of hockey operations and Shawn Hunter will be the president.
- 2000, Nov. 1** Goaltender Sean Burke earns the NHL Player of the Month for October. He posts a 7-1-1 record, 1.54 goals against average and .950 save percentage, helping the Coyotes to their best start in franchise history.
- 2000, Nov. 15** Brad May receives a 20-game suspension by the NHL for a slashing incident at Columbus on Nov. 11. The suspension is one of the longest in NHL history.
- 2000, Dec. 11** The NHL's Board of Governors votes unanimously to approve the purchase of the Coyotes by the ownership group headed by Steve Ellman and Wayne Gretzky pending the closing of the transaction.
- 2000, Dec. 28** The NHL announces the completion date of the sale of the Coyotes is extended to Feb. 15 by mutual agreement of the parties involved.
- 2001, Feb. 15** The sale of the Coyotes is finalized as the new ownership group led by Steve Ellman, Wayne Gretzky, Jerry Moyes and Shawn Hunter purchase the team from former owner Richard Burke.
- 2001, Feb. 17** Bobby Smith is relieved of his duties as general manager. Cliff Fletcher replaces Smith as the team's executive vice-president and general manager.



TEAM HISTORY

- 2001, Feb. 21** The Coyotes officially welcome Wayne Gretzky to the organization with the "Welcome Wayne White Out" – the first-ever regular season White Out.
- 2001, Feb. 23** Jeremy Roenick scores his 400th NHL career goal at Buffalo, becoming only the 3rd U.S.-born player in NHL history to score 400 goals.
- 2001, Mar. 5** Nikolai Khabibulin is traded to Tampa Bay with Stan Neckar for Paul Mara, Mike Johnson, Ruslan Zainullin and a 2nd round pick in the 2001 NHL Entry Draft.
- 2001, Mar. 13** Keith Tkachuk is traded to St. Louis for Michal Handzus, Ladislav Nagy, Jeff Taffe and a 1st round pick in the 2002 Entry Draft.
- 2001, Apr. 11** Unable to come to an agreement with the City of Scottsdale for a new arena at Los Arcos, the Coyotes turn to the City of Glendale. The Glendale City Council votes to approve a new arena for the Coyotes at the intersection of the 101 Freeway and Glendale Avenue.
- 2001, Aug. 28** Michael Barnett is named general manager. Cliff Fletcher ascends to the role of senior executive vice president of hockey operations.
- 2001, Sept. 15** The Coyotes name Teppo Numminen Captain
- 2001, Oct. 18** Teppo Numminen plays in his 951st game with the franchise. He becomes the franchise's all-time games played leader, surpassing Thomas Steen's 950.
- 2001, Nov. 27** The Glendale City Council unanimously approves the final development agreement that paves the way for construction of the Coyotes' new state-of-the-art arena as part of a 223-acre, mixed-use project near Loop 101 and Glendale Avenue. The entire project, which will be developed by The Ellman Companies, will consist of up to six million square feet of retail, entertainment, dining, office and residential development.
- 2002, Mar. 3** Teppo Numminen plays in his 1,000th NHL game vs Columbus. He becomes the first player in franchise history to play in 1,000 Coyotes/Jets games.
- 2002, Mar. 20** Jim Lites is named president and chief operating officer taking over the role from Shawn Hunter.
- 2002, Apr. 1** For the second time in two seasons, goaltender Sean Burke earns the NHL's Player of the Month award. He posts a 9-1-0 record, 1.70 goals against average and .940 save percentage in the month of March.
- 2002, Apr. 3** A groundbreaking ceremony for the Coyotes new arena in Glendale is held at the intersection of the Loop 101 & Glendale Avenue. Team owners Steve Ellman, Jerry Moyes and Wayne Gretzky participate in the ceremony along with NHL Commissioner Gary Bettman, Glendale Mayor Elaine Scruggs, the Glendale City Council and Coyotes' players and staff.
- 2002, Apr. 12** Coyotes clinch a berth in the 2002 Stanley Cup playoffs with a completely re-tooled roster. Gone from the previous season are several NHL veterans including former All-Stars Nikolai Khabibulin, Keith Tkachuk and Jeremy Roenick.
- 2002, June 20** Bob Francis wins the Jack Adams Award as the NHL's coach of the year. His father Emile Francis twice won the Coach of the Year award, making them the first father-son coaching tandem in NHL history to win the award.
- 2002, July 10** Head coach Bob Francis agrees to a 4-year contract extension.
- 2002, Nov. 22** Play-by-play commentator Curt Keilback calls his 2,000th NHL game, all with the Coyotes/Jets organization, as the Coyotes play against Florida.
- 2002, Dec. 10** Doug Moss is named president and chief operating officer. He replaces Jim Lites, who vacated the position on Nov. 26.
- 2002, Dec. 26** Head coach Bob Francis becomes the franchise leader for the most games coached at Los Angeles as he surpassed John Paddock's record of 281.
- 2003, Jan. 8** Zac Bierk and Chicago's Michael Leighton become the first goaltenders in NHL history to both earn their first NHL career shutouts in the same game as the teams played to a 0-0 tie. In the game, Bierk makes 40 saves in his first start as a Coyote.
- 2003, Feb. 17** Jerry Moyes and Steve Ellman agree to contribute 100% of their respective ownership interest in both the Coyotes and the new 223-acre arena development project in Glendale to their new company, Coyotes Holdings, LLC. Moyes will own 60% and Ellman 40%. Moyes and Ellman will serve as co-chief executive officers, with Ellman continuing to serve as chairman and governor of the Coyotes.
- 2003, Mar. 6** Paul Ranheim plays in his 1,000th NHL game at St. Louis.
- 2003, Apr. 7** The Coyotes hold a "topping off" ceremony at the new Glendale Arena, marking the completion of vertical construction of the arena.
- 2003, July 22** Teppo Numminen is traded to the Dallas Stars in exchange for Mike Sillinger and a conditional draft choice. Numminen, who had played his entire 15-year NHL career with the Phoenix Coyotes/Winnipeg Jets organization, leaves the Coyotes as the franchise's all-time leader in games played (1,098) as well as defenseman goals (108), assists (426) and points (534).
- 2003, Sept. 3** In a ceremony held at Arizona Mills Mall, the Coyotes unveil their new logo and uniforms. Team owners Steve Ellman, Jerry Moyes and Wayne Gretzky along with several players are on hand for the announcement.
- 2003, Sept. 10** The Coyotes name Shane Doan Captain
- 2003, Dec. 27** After seven and a half seasons in the Valley, the Coyotes finally open their very own arena in Glendale. Before a "standing room only" crowd of 19,052 at Glendale Arena, the Coyotes lose to the Nashville Predators, 3-1.
- 2003, Dec. 31** The Coyotes notch their first-ever victory at Glendale Arena with a 4-0 shutout of the Los Angeles Kings.
- 2004, Jan. 9** Brian Boucher sets an NHL modern-era record with his fifth consecutive shutout, making 21 saves in a 2-0 win at Minnesota. Boucher also eclipsed another NHL modern-era record in the same game when he surpassed Bill Durnan's shutout sequence of 309:21 (set in 1948-49). Boucher's shutout sequence would finish at 332:01 when he allowed a goal at 6:16 of the 1st period against Atlanta on Jan. 11.
- 2004, Feb. 9** Sean Burke is traded to Philadelphia along with Branko Radivojevic and the rights to Ben Eager in exchange for Mike Comrie.
- 2004, Feb. 24** Bob Francis is relieved of his duties as head coach of the Coyotes. Rick Bowness takes over as interim head coach for the remainder of the season.
- 2004, Apr. 29** The Coyotes hold their first-ever Town Hall meeting for season ticket holders at Glendale Arena. Team executives Steve Ellman, Wayne Gretzky, Doug Moss, Cliff Fletcher and Mike Barnett answer questions for three and a half hours.
- 2004, Aug. 6** Brett Hull, the NHL's third all-time leading goal scorer, signs as a free agent.
- 2004, Aug. 10** The Coyotes temporarily un-retire No. 9 – which was retired by the franchise in honor of Hall of Famer Bobby Hull – so that Bobby Hull's son Brett Hull can wear No. 9 as a Coyote.
- 2004, Nov. 18** The Coyotes stage the first-ever "99 Hours of Hockey" event at Glendale Arena. Over 12,000 fans come out to watch a total of 55 hockey games including youth, high school, adult and university teams during the week-long event.
- 2005, Aug. 8** In the biggest announcement in franchise history, Wayne Gretzky is named head coach of the Coyotes. Gretzky, who becomes a head coach for the first time, continues in his role as managing partner in addition to his coaching duties. On the same day, he names Barry Smith, Rick Bowness and Rick Tocchet as his associate coaches.
- 2005, Oct. 5** Wayne Gretzky makes his regular season coaching debut as the Coyotes lose 3-2 at Vancouver.
- 2005, Oct. 8** Wayne Gretzky earns his first win as an NHL head coach as the Coyotes defeat the Minnesota Wild 2-1 in the club's home opener.
- 2005, Oct. 8** In a ceremony at Glendale Arena, the team unveils the Coyotes Ring of Honor with Wayne Gretzky (No. 99) and Bobby Hull (No. 9) as the initial members.



TEAM HISTORY

- 2005, Oct. 15** Brett Hull announces his retirement after 19 NHL seasons. A future Hockey Hall of Famer, Hull leaves as the NHL's active goal-scoring leader with an amazing 741 goals, which also ranks third on the NHL's all-time goal scoring list (trailing only Wayne Gretzky's 894 and Gordie Howe's 801).
- 2005, Oct. 27** Curtis Joseph earns his 400th NHL victory in a 3-2 win over Calgary.
- 2005, Nov. 8** Yanick Lehoux scores a goal on his first NHL shift just 65 seconds into his NHL debut. The goal is the fastest goal ever by a Coyotes/Jets player making his NHL debut.
- 2006, Jan. 21** Former Winnipeg Jet Thomas Steen and his retired No. 25 officially join Wayne Gretzky's No. 99 and Bobby Hull's No. 9 in the Coyotes Ring of Honor in a ceremony at Glendale Arena. Steen, who played his entire 14-year NHL career with the Jets, is in attendance.
- 2006, Apr. 8** Geoff Sanderson plays in his 1,000th NHL game vs. Dallas.
- 2006, Apr. 13** Jerry Moyes and Steve Ellman announce an agreement for Moyes to assume majority ownership control of the Phoenix Coyotes, Glendale Arena and Arizona Sting (NLL) while Ellman assumes majority ownership control of the Westgate City Center development. Wayne Gretzky retains his ownership interest in both ventures. Jeff Shumway is named chief executive officer for the Coyotes.
- 2006, May 31** Wayne Gretzky signs a 5-year contract extension to remain as head coach of the Coyotes through the 2010-11 season.
- 2006, Oct. 5** Coyotes kick off "Decade in the Desert" season with 6-3 win over New York Islanders at Glendale Arena. Steven Reinprecht posts career-high five points with a goal and four assists in the victory.
- 2007, Jan. 4** Curtis Joseph makes 29 saves in a 2-0 shutout of the Carolina Hurricanes to garner his 438th career victory and surpass Hall of Famer Jacques Plante for fifth place on the NHL's all-time wins list.
- 2007, Feb. 15** In his 11th season with the franchise, captain Shane Doan signs a five-year contract extension with the Coyotes. Doan ranks in the top five in franchise history in goals, assists, and games played.
- 2007, Apr. 5** Former Winnipeg Jet Dale Hawerchuk and his retired No. 10 officially join Wayne Gretzky's No. 99, Bobby Hull's No. 9 and Thomas Steen's No. 25 in the Coyotes Ring of Honor in a ceremony at Glendale Arena.
- 2007, Apr. 10** Associate coach Barry Smith resigns to accept head coaching/director of hockey operations position with SKA St. Petersburg.
- 2007, Apr. 11** Senior Executive Vice President of Hockey Operations Cliff Fletcher, General Manager Michael Barnett and Assistant General Manager Laurence Gilman are relieved of duties.
- 2007, May 29** Don Maloney becomes the 7th general manager in franchise history.
- 2007, July 18** Brad Treliving signs multi-year contract to become assistant general manager.
- 2007, Sept. 15** Coyotes unveil their redesigned, RBK Edge uniforms.
- 2007, Nov. 17** Goaltender Ilya Bryzgalov is claimed off waivers from the Anaheim Ducks and posts a 1-0 shutout over the Los Angeles Kings in his Coyotes debut the very same day.
- 2008, Jan. 23** Ilya Bryzgalov signs a three-year contract with the Coyotes.
- 2008, Feb. 18** Wayne Gretzky records his 100th career win as head coach of the Coyotes with a 4-0 win over Los Angeles.
- 2008, Mar. 1** Shane Doan scores his 20th goal of the season, giving him eight consecutive 20-goal seasons.
- 2008, Apr. 3** Kyle Turris, the third overall pick in the 2007 NHL Entry Draft, makes his Coyotes debut.
- 2008, July 10** Doug Sulliman is hired as Assistant Coach.
- 2008, Nov. 28** Coyotes unveil their new black third jerseys in a 2-1 win over the Colorado Avalanche.
- 2009, Mar. 12** Shane Doan plays in his 951st career game, all with the Coyotes, to move into second place on the franchise's all-time list.
- 2009, Apr. 1** Al Montoya becomes the first goalie in franchise history to record a shutout in his NHL debut, backstopping the Coyotes to a 3-0 win over Colorado.
- 2009, Sept. 21** Dave King hired as assistant coach.
- 2009, Sept. 24** Wayne Gretzky announces his resignation as head coach and director of hockey operations of the Phoenix Coyotes.
- 2009, Sept. 24** Dave Tippett is introduced as the 17th head coach in franchise history.
- 2009, Oct. 3** Coyotes open 2009-10 season with a 6-3 win at Los Angeles in Dave Tippett's first game as head coach of the team.
- 2009, Oct. 10** In the team's Home Opener, a 2-0 loss to Columbus, the Coyotes hold a "Welcome Back WhiteOut" in the first WhiteOut of any kind at Jobing.com Arena.
- 2009, Dec. 17** Shane Doan plays in his 1,000th career NHL regular season game in a 2-1 shootout win at Columbus. Doan becomes the second player in franchise history to reach 1,000 games, joining only Teppo Numminen, as well as the 42nd player in NHL history to reach 1,000 games with one franchise and the 24th player to attain the milestone with the team that drafted him.
- 2009, Dec. 29** The Coyotes defeat the Vancouver Canucks, 3-2 in a shootout, to win their 10th consecutive home game, setting a new franchise record for longest home winning streak. The 10-game home winning streak began with a 3-1 win over Philadelphia on Nov. 21.
- 2010, Jan. 30** Defenseman Teppo Numminen's No. 27 is inducted into the Coyotes Ring of Honor in a pre-game ceremony, joining Wayne Gretzky's No. 99, Bobby Hull's No. 9, Dale Hawerchuk's No. 10 and Thomas Steen's No. 25.
- 2010, Mar. 6** Ilya Bryzgalov shuts out Anaheim, 4-0, to earn his 34th win of the season and set a new franchise record for most wins by a goaltender in a single season. Bryzgalov would finish the 2009-10 campaign with 42 victories.
- 2010, Mar. 18** The Coyotes set a new franchise record by winning their 44th game of the season with a 4-3 shootout win at Florida.
- 2010, Mar. 21** The Coyotes beat the Dallas Stars, 4-3 in a shootout, to win their ninth straight game, tying the franchise record for longest winning streak while also setting a new franchise mark for most points in a season (97).
- 2010, Mar. 27** Phoenix defeats Colorado by a 6-2 score to notch the first-ever 100-point season in franchise history. Earlier in the day, the Coyotes clinched their first playoff berth since 2002.
- 2010, Apr. 8** With a 3-2 shootout victory at Los Angeles, the Coyotes improve to 50-25-6 on the season, marking the first 50-win season in franchise history. Phoenix would finish the 2009-10 regular season at 50-25-7 for 107 points, making them the fourth seed in the Western Conference for the Stanley Cup Playoffs.
- 2010, Apr. 14** The Coyotes host the Detroit Red Wings for Game 1 of their Western Conference Quarterfinal series in the first-ever playoff game at Jobing.com Arena in Glendale and come away with a 3-2 victory.
- 2010, Apr. 27** The most successful season in Coyotes/Jets franchise history comes to an end as the Red Wings defeat the Coyotes 6-1 in Game 7 of their playoff series.
- 2010, June 3** GM Don Maloney receives the inaugural NHL General Manager of the Year Award.
- 2010, June 23** At the 2010 NHL Awards in Las Vegas, Dave Tippett wins the Jack Adams Award, Shane Doan receives the King Clancy Memorial Trophy and Ilya Bryzgalov finishes as the runner-up for the Vezina Trophy while being named to the 2009-10 NHL Second All-Star Team.
- 2010, June 30** Chief Financial Officer Mike Nealy is promoted to Chief Operating Officer, replacing President and Chief Operating Officer Douglas Moss, who had served in that role since 2002.
- 2010, Oct. 9** The Coyotes open the 2010-11 regular season in Prague, Czech Republic against the Boston Bruins as part of Compuware NHL Premiere



TEAM HISTORY

- 2010, Oct. 16** Phoenix hosts the Detroit Red Wings in the home opener in a rematch of the 2010 Western Conference Quarter-final
- 2010, Nov. 3** Ed Jovanovski records the first hat trick by a defenseman in the history of the franchise against the Nashville Predators
- 2010, Dec. 26** Ed Jovanovski plays in his 1,000th career NHL regular season game in a 1-0 shutout win at Dallas. Jovanovski becomes only the third player in franchise history to reach 1,000 games joining Shane Doan and Teppo Numminen
- 2011, Jan. 13** The Coyotes win their 1,000 game in Winnipeg/Phoenix franchise history defeating the Toronto Maple Leafs 5-1.
- 2011, Jan. 25** Defenseman Keith Yandle is selected to the 2011 All-Star game in Raleigh, N.C.
- 2011, Jan. 31** Keith Yandle is named the NHL's Second Star for the month of January. Yandle tallied 17 points, recording three goals and 14 assists in 14 games as the Coyotes went 8-4-2 in January. He registered points in 11 of 14 games, closing the month with a nine-game point streak – the league's longest active streak at the All-Star break.
- 2011, Feb. 23** Shane Doan becomes the new franchise leader in all-time games played (1,119), passing former captain and teammate Teppo Numminen.
- 2011, Mar. 20** Defenseman Adrian Aucoin plays in his 1,000th career NHL regular season game in a 2-1 loss vs. Chicago. Aucoin becomes only the fourth player in franchise history to reach 1,000 games joining Ed Jovanovski, Shane Doan and Teppo Numminen.
- 2011, Mar. 22** The Coyotes won their 40th game of the season defeating the Blues 2-1 at Jobing.com Arena; it marked the first time in franchise history the team recorded two consecutive seasons with 40+wins (franchise record 52 in 09/10).
- 2011, Apr. 8** Ilya Bryzgalov becomes the franchise's all-time winningest goaltender recording his 130th victory as a member of the Coyotes, defeating the Sharks 4-3.
- 2011, Apr. 18** The Coyotes host the Detroit Red Wings in Game 3 of the 2011 Western Conference Quarter-Final.
- 2011, Oct. 15** Phoenix hosts the re-born Winnipeg Jets in its 2011-12 home opener, defeating the Jets 4-1
- 2011, Oct. 25** Shane Doan scores his 300th career NHL goal versus the Dallas Stars
- 2011, Dec. 1** Phoenix visits Winnipeg to face the Jets - first regular season meeting since leaving in 1996
- 2011, Dec. 23** Keith Tkachuk is inducted into the Coyotes' Ring of Honor
- 2012, Jan. 7** Shane Doan records his first career NHL hat trick versus the N.Y. Islanders (5-1)
- 2012, Jan. 18** Keith Yandle is selected to his second consecutive NHL All-Star Game (Ottawa, Ont.)
- 2012, Feb. 11** Jeremy Roenick is inducted into the Coyotes' Ring of Honor
- 2012, Feb. 28** The Coyotes finish the month of February as the NHL's hottest team (11-0-1)
- 2012, Mar. 1** Mike Smith is named the NHL's First Star of the Month (February)
- 2012, Mar. 25** Derek Morris appears in his 1,000th career NHL game versus the St. Louis Blues
- 2012, Mar. 31** Ray Whitney collects his 1,000th NHL point (assist) versus the Anaheim Ducks
- 2012, Apr. 3** Mike Smith stops an NHL-best 54 shots in a shutout victory against the Columbus Blue Jackets
- 2012, Apr. 7** The Coyotes defeat the Minnesota Wild capturing their first division title in franchise history
- 2012, Apr. 8** Mike Smith named the NHL's First Star of the Week for Apr. 2-8
- 2012, Apr. 12** Phoenix hosts the Chicago Blackhawks in Game 1 of the Western Conference Quarter-final
- 2012, Apr. 23** The Coyotes defeat the Blackhawks 4 games to 2, securing their first postseason series victory since the franchise moved to Phoenix in 1996
- 2012, Apr. 27** Phoenix hosts the Nashville Predators in Game One of the Western Conference Semi-final
- 2012, May 7** The Coyotes defeat the Predators 4 games to 1, advancing to their first Conference Final in franchise history
- 2012, May 13** The Coyotes host the Los Angeles Kings in Game One of the Western Conference Final
- 2012, May 22** The Coyotes lose to the Kings in five games (4-1) in the Western Conference Final
- 2012, June 21** Shane Doan receives the 2011-12 Mark Messier Leadership Award
- 2012, June 21** Ray Whitney named to the NHL's Second All-Star Team
- 2012, July 10** Sean Burke signed to a multi-year contract extension; named Assistant to the General Manager
- 2012, Sept. 14** Shane Doan re-signed to a four-year contract.



LOGO AND UNIFORM HISTORY

WINNIPEG JETS



1979-80: When the Winnipeg Jets joined the National Hockey League in 1979, they made their debut in new jerseys that were white with a wide blue stripe and two thin red stripes that ran from the collar over the outer arm to the wrist. The logo was the word "JETS" spelled out inside a circle. The "J" in Jets was represented by a hockey stick. A smaller circle with the outline of a commercial jet airliner found itself in the hook of the "J." Underneath "Jets" was the word "Winnipeg" spelled out. The logo had been with the team for three AVCO Cup Championships in the World Hockey Association and would remain with the team as the transition was made from WHA to NHL.




Joe Daley

1987-88: The Jets made an addition to their uniform to acknowledge the official charity of the Winnipeg Jets, the Winnipeg Jets Goals for Kids Foundation. The Jets placed a Goals For Kids shoulder patch on the existing uniform to recognize the work that the Goals For Kids Foundation does to benefit the children of Manitoba.



Bobby Hull

1990-91: The Jets came up with a new logo and uniform, "emblematic of a new era of professional hockey in Winnipeg." The new logo depicted a circle with the words "Winnipeg Jets" written in a slanted fashion to show speed, and a shadow of a jet plane with a trail of vapor going through the word "Jets." The "J" in "Jets" is once again portrayed as a hockey stick. The new jerseys were white with a wide blue stripe in the middle of two thin red stripes (touching each other) circling the elbows of the sleeves and at the waist. The road jerseys reversed the blue and the white from the home jerseys.



Dale Hawerchuk

1995-96: As the team played its last season in Winnipeg as the Jets, the last 10 games of the regular season and the playoffs saw the addition of a commemorative "Season to Remember" patch added to the right breast of both the home and road jerseys.



Shane Doan



LOGO AND UNIFORM HISTORY

PHOENIX COYOTES



1996-97: With the dawn of a new era as the Phoenix Coyotes, it was time for a new uniform and logo to represent the team. The logo depicted a Kachina style coyote standing upright with a hockey stick; the most striking feature was the mask drawn in the Southwestern style to show off the team's new colors: forest green, brick red, sand, sienna, and purple. The home jersey was predominantly white with green and black accent colors and brick pattern borders around the elbows of the sleeves and waist. The road jersey's main color was black with accent colors of brick red and green. A shoulder patch recognized the Phoenix Coyotes Goals For Kids Foundation while the club's secondary logo (a purple circle with a white "C" moon inside, intersected by the words "Phoenix Coyotes") occupied the other shoulder. The new uniform was completed with matching socks and solid black pants.

1998-99: The Coyotes decided to further extend the team's identity by adding a third uniform. A true expression of the American Southwest, this alternate jersey first appeared mid-season (Feb. 6, 1999). The large Coyote head served as the primary logo with the trim of the jersey revealing a desert scene at night with two saguaro cacti in the foreground and the Coyote moon rising over the desert mountain landscape. A desert-dwelling nocturnal lizard known as the gecko decorated each shoulder. Matching socks and solid black pants finished the uniform.


2003-04: With the opening of their new arena in Glendale, the time had come for a new set of logos and uniforms to reflect the aggressiveness and excitement of Coyotes hockey in the new arena while maintaining ties to seven years of Arizona history. The official Coyotes colors were now brick red, desert sand and black – three colors that were all included in the original Coyotes logo. The logos, uniforms and arena all predominantly feature the brick red color. The primary logo is an aggressive coyote howling at the moon that contains key elements carried over from the original logo including the two-tone face with zig-zag black markings down the middle of the logo, three pieces of mane leading down to the neck and triangular markings in the ear and chin. Additionally, the Coyotes logo includes four triangles (also borrowed from the original logo) across the bridge of the snout, representative of the Four Peaks. There are two secondary logos: a representation of Arizona featuring the letters "PHX" underneath a striped pattern that mirrors the state flag and a new version of the desert crescent moon with a slightly altered geometric shape as well as new colors. The uniforms have a traditional hockey feel and feature the primary Coyotes logo on the chest along with the secondary "PHX" patch on the right shoulder. The home jersey is predominantly brick red with a white, three-stripe pattern on the arms and at the waist, and also features a lace-up collar. The road jersey is predominantly white with the same striping pattern as the home jersey featured in brick red but includes a V-shaped collar instead of laces.

2007-08: Along with the entire NHL, the Coyotes switched to a new, technologically-advanced uniform featuring fabrics that were more form fitting and aerodynamic as well as breathable and water-repellant. Lighter fabric and stretch material resulted in more comfort and freedom of movement for the players. Brick red covered the shoulders on the white jerseys to give the state of the art uniform a retro look. On both the dark and white jerseys, striping was removed from the bottom, a lace-up collar was featured, and the "PHX" patch was moved from the right to left shoulder.

2008-09: The Coyotes introduced a black third jersey and wore them for the first time on Nov. 28, 2008 when the team hosted the Colorado Avalanche. The goal of the initiative was to create a new look that gave Coyotes fans elements they hadn't seen in the uniform before. A leaping coyote logo - a full body interpretation of the Coyotes crest - was selected for the new alternate jersey, aggressively leaping forward depicting the athletic, determined nature of NHL hockey. Two new Coyotes alternate logos were also introduced to accompany the classic Coyotes crest and leaping coyote, including a new "Phoenix Coyotes" script word mark and Coyotes paw print. The new script word mark provided a traditional look, while the Coyotes paw print design symbolized the unity of the Coyotes pack. The black jersey was accented with brick red and desert sand, the Coyotes' official colors.



Teppo Numminen




Paul Mära



Mike Smith



Shane Doan



Zbynek Michalek



UNIFORM NUMBERS

1

Pierre Hamel 1979-80 to 1980-81
 Brian Hayward 1982-83 to 1985-86
 Mike O'Neill 1991-92 to 1993-94
 Parris Duffus 1996-97 to 1996-97
 Sean Burke 1999-00 to 2003-04
 Brent Johnson 2003-04 to 2003-04
 Mike Morrison 2006-07 to 2006-07
 David Aebischer 2007-08 to 2007-08
 Jason LaBarbera 2009-10 to 2011-12

2

Mike Amodeo 1979-80 to 1979-80
 Moe Mantha 1980-81 to 1983-84
 Dave Ellett 1984-85 to 1990-91
 Boris Mironov 1993-94 to 1993-94
 Neil Wilkinson 1994-95 to 1995-96
 Norm Maciver 1995-96 to 1995-96
 Murray Baron 1996-97 to 1997-98
 Bryan Helmer 1998-99 to 1998-99
 David Cullen 2000-01 to 2000-01
 Todd Simpson 2000-01 to 2002-03
 Todd Reirden 2003-04 to 2003-04
 Derek Morris 2003-04 to 2003-04
 Keith Ballard 2005-06 to 2007-08
 Ken Klee 2008-09 to 2008-09
 Jim Vandermeer 2009-10 to 2009-10
 David Rundblad 2011-12 to 2011-12

3

Al Cameron 1979-80 to 1979-80
 Ross Cory 1979-80 to 1980-81
 Tim Watters 1981-82 to 1981-82
 Bryan Maxwell 1981-82 to 1983-84
 Robert Picard 1983-84 to 1985-86
 Dan McFall 1985-86 to 1985-86
 Bryan Marchment 1988-89 to 1990-91
 Dean Kennedy 1991-92 to 1991-92
 Sergei Bautin 1992-93 to 1993-94
 Dave Manson 1993-94 to 1994-95
 Brent Thompson 1995-96 to 1996-97
 Keith Carney 1997-98 to 2000-01
 Bryan Helmer 2003-04 to 2003-04
 Denis Gauthier 2005-06 to 2005-06
 Keith Yandle 2006-07 to 2011-12

4

Lars-Erik Sjoberg 1979-80 to 1979-80
 Barry Legge 1980-81 to 1981-82
 Wade Campbell 1982-83 to 1985-86
 Bengt Lundholm 1985-86 to 1985-86
 Fredrik Olausson 1986-87 to 1993-94
 Stephane Quintal 1993-94 to 1994-95
 Dave Manson 1995-96 to 1996-97
 Gerald Diduck 1996-97 to 1998-99
 Lyle Odelein 1999-00 to 1999-00
 Ossi Vaananen 2000-01 to 2003-04
 Zbynek Michalek 2005-06 to 2009-10

5

Craig Norwich 1979-80 to 1979-80
 Barry Legge 1980-81 to 1980-81
 Danny Geoffrion 1980-81 to 1981-82
 Bobby Dollas 1983-84 to 1985-86
 Guy Gosselin 1987-88 to 1987-88
 Todd Fliche 1989-90 to 1989-90
 Kent Paynter 1991-92 to 1991-92
 Igor Ulanov 1992-93 to 1994-95

Deron Quint 1995-96 to 1999-00
 Kirill Safronov 2001-02 to 2001-02
 Drake Berehowsky 2001-02 to 2002-03
 David Tanabe 2003-04 to 2005-06
 Jamie Rivers 2005-06 to 2005-06
 Matt Jones 2006-07 to 2007-08
 Chris Summers 2010-11 to 2010-11

6

Barry Melrose 1979-80 to 1980-81
 Barry Legge 1980-81 to 1981-82
 Jim Kyte 1983-84 to 1988-89
 Phil Housley 1990-91 to 1992-93
 Wayne McBean 1993-94 to 1993-94
 Oleg Tverdovsky 1995-96 to 1995-96
 Dallas Eakins 1995-96 to 1996-97
 Jayson More 1996-97 to 1997-98
 Jamie Huscroft 1998-99 to 1998-99
 Joel Bouchard 2000-01 to 2000-01
 Matthew Spiller 2003-04 to 2005-06
 Brendan Bell 2006-07 to 2007-08
 David Schlemko 2008-09 to 2011-12

7

Scott Campbell 1979-80 to 1980-81
 Tim Watters 1981-82 to 1987-88
 Brent Ashton 1988-89 to 1991-92
 Petri Skriko 1991-92 to 1991-92
 Keith Tkachuk 1991-92 to 2000-01
 Deron Quint 2002-03 to 2002-03
 Ivan Novoseltsev 2003-04 to 2003-04
 Mike Leclerc 2005-06 to 2005-06

**RETIRED in honor of Keith Tkachuk,
 Dec. 23, 2011**

8

Jimmy Mann 1979-80 to 1983-84
 Randy Carlyle 1983-84 to 1992-93
 Teemu Selanne 1994-95 to 1995-96
 Jim Johnson 1996-97 to 1997-98
 Daniel Briere 1998-99 to 2002-03
 Daniel Cleary 2003-04 to 2003-04
 Geoff Sanderson 2005-06 to 2005-06
 Niko Kapanen 2006-07 to 2006-07
 Scottie Upshall 2008-09 to 2010-11
 Gilbert Brule 2011-12 to 2011-12

9

Bobby Hull 1979-80 to 1979-80
 Doug Smail 1980-81 to 1987-88
 Brett Hull 2005-06 to 2005-06

**RETIRED in honor of Bobby Hull, Feb.
 19, 1989. Temporarily unretired for
 Brett Hull in 2005.**

10

Peter Sullivan 1979-80 to 1980-81
 Dale Hawerchuk 1980-81 to 1989-90
 Alexei Zhamnov 1992-93 to 1995-96
 Brad McCrimmon 1996-97 to 1996-97
 Oleg Tverdovsky 1997-98 to 1998-99
 Trevor Letowski 1999-00 to 2001-02
 Denis Pederson 2001-02 to 2001-02
 Tony Amonte 2002-03 to 2002-03

**RETIRED in honor of Dale Hawerchuk,
 Apr. 5, 2007**

11

Hilliard Graves 1979-80 to 1979-80
 Murray Eaves 1980-81 to 1980-81
 Scott Arniel 1981-82 to 1985-86
 Gilles Hamel 1986-87 to 1987-88
 Paul Fenton 1988-89 to 1990-91
 Scott Arniel 1990-91 to 1990-91
 Aaron Broten 1991-92 to 1991-92
 Evgeny Davydov 1992-93 to 1992-93
 Dave Tomlinson 1993-94 to 1993-94
 Dallas Drake 1995-96 to 1999-00
 Daymond Langkow 2001-02 to 2003-04
 Krystofer Kolanos 2005-06 to 2005-06
 Oleg Kvasha 2005-06 to 2005-06
 Owen Nolan 2006-07 to 2006-07
 Martin Hanzal 2007-08 to 2011-12

12

Morris Lukowich 1979-80 to 1984-85
 Dan McFall 1984-85 to 1985-86
 Peter Douris 1985-86 to 1987-88
 Dave Hunter 1988-89 to 1988-89
 Doug Smail 1988-89 to 1990-91
 Mark Osborne 1990-91 to 1991-92
 Alan Kerr 1992-93 to 1992-93
 Rob Murray 1993-94 to 1995-96
 1998-99 to 1998-99
 Brian Noonan 1998-99 to 1998-99
 Benoit Hogue 1999-00 to 1999-00
 Mike Johnson 2000-01 to 2005-06
 Patrick Fischer 2006-07 to 2006-07
 Craig Weller 2007-08 to 2007-08
 Olli Jokinen 2008-09 to 2008-09
 Paul Bissonnette 2009-10 to 2011-12

13

Dave Christian 1979-80 to 1982-83
 Hannu Jarvenpaa 1986-87 to 1986-87
 Alfie Turcotte 1987-88 to 1988-89
 Teemu Selanne 1992-93 to 1993-94
 Mike Rupp 2003-04 to 2005-06
 Daniel Carcillo 2006-07 to 2008-09
 Ray Whitney 2010-11 to 2011-12

14

Peter Marsh 1979-80 to 1980-81
 Tim Trimper 1980-81 to 1983-84
 John Gibson 1983-84 to 1983-84
 Jordy Douglas 1983-84 to 1984-85
 Anssi Melametsa 1985-86 to 1985-86
 Craig Endace 1986-87 to 1986-87
 Stu Barnes 1991-92 to 1993-94
 Randy Gilhen 1993-94 to 1993-94
 Harijs Vitolins 1993-94 to 1993-94
 Mike Stapleton 1995-96 to 1998-99
 Tavis Hansen 1999-00 to 2000-01
 Tyler Bouck 2001-02 to 2001-02
 Jeff Taffe 2002-03 to 2005-06
 Steve Gainey 2005-06 to 2005-06
 Kevyn Adams 2006-07 to 2006-07
 Pete Vandermeer 2007-08 to 2007-08
 Alexander Nikulin 2008-09 to 2008-09
 Nigel Dawes 2008-09 to 2008-09
 Taylor Pyatt 2009-10 to 2011-12

15

Dave Hoyda 1979-80 to 1979-80
 Rick Bowness 1980-81 to 1980-81
 Richard Mulhern 1980-81 to 1980-81
 Sandy Beadle 1980-81 to 1980-81
 Paul MacLean 1981-82 to 1987-88
 Darren Boyko 1988-89 to 1988-89
 Pat Elynuik 1988-89 to 1991-92
 John Druce 1992-93 to 1992-93
 Harijs Vitolins 1993-94 to 1993-94
 Randy Gilhen 1993-94 to 1995-96
 Craig Janney 1996-97 to 1997-98
 Jim Cummins 1998-99 to 1998-99
 Radoslav Suchy 1999-00 to 2003-04
 Boyd Devereaux 2005-06 to 2005-06
 Mike Zigomanis 2006-07 to 2007-08
 Jeff Hoggan 2008-09 to 2008-09
 Matthew Lombardi 2008-09 to 2009-10
 Ryan Hollweg 2010-11 to 2010-11
 Boyd Gordon 2011-12 to 2011-12

16

Larry Hopkins 1979-80 to 1979-80
 Wayne Dillon 1979-80 to 1979-80
 Pat Daley 1979-80 to 1980-81
 Laurie Boschman 1982-83 to 1989-90
 Eddie Olczyk 1990-91 to 1992-93
 Stephane Quintal 1993-94 to 1993-94
 Eddie Olczyk 1994-95 to 1995-96
 Brad Isbister 1997-98 to 1998-99
 Robert Reichel 1998-99 to 1998-99
 Michal Handzus 2000-01 to 2001-02
 Kelly Buchberger 2002-03 to 2002-03
 Mike Sillinger 2003-04 to 2003-04
 Brett Hull 2005-06 to 2005-06
 Jamie Lundmark 2005-06 to 2005-06
 Mike York 2007-08 to 2007-08
 Brian McGrattan 2008-09 to 2008-09
 Petr Prucha 2008-09 to 2010-11
 Rostislav Klesla 2010-11 to 2011-12

17

Bill Lesuk 1979-80 to 1979-80
 Anders Steen 1980-81 to 1980-81
 Larry Hopkins 1981-82 to 1982-83
 Tim Young 1983-84 to 1983-84
 Jim Nill 1984-85 to 1987-88
 Dwight Schofield 1987-88 to 1987-88
 Stu Kulak 1988-89 to 1988-89
 Phil Sykes 1989-90 to 1991-92
 Kris King 1992-93 to 1996-97
 Greg Adams 1998-99 to 1999-00
 Ladislav Nagy 2000-01 to 2006-07
 Radim Vrbata 2007-08 to 2007-08
 Todd Fedoruk 2008-09 to 2008-09
 Radim Vrbata 2009-10 to 2011-12

18

Glenn Tomalty 1979-80 to 1979-80
 Bob Guindon 1979-80 to 1979-80
 Rick Bowness 1980-81 to 1980-81
 Serge Savard 1981-82 to 1982-83
 Bill Derlago 1985-86 to 1985-86
 Steve Rooney 1986-87 to 1987-88
 Markku Kyllonen 1988-89 to 1988-89
 Randy Cunneynworth 1989-90 to 1989-90
 Scott Arniel 1990-91 to 1990-91



UNIFORM NUMBERS

Bryan Erickson 1990-91 to 1993-94
Dallas Drake 1993-94 to 1995-96
Chad Kilger 1995-96 to 1997-98
Mark Janssens 1997-98 to 1997-98
Brian Noonan 1998-99 to 1998-99
Mika Alatalo 1999-00 to 2000-01
Sebastien Bordeleau 2001-02 to 2001-02
Frank Banham 2002-03 to 2002-03
Paul Ranheim 2002-03 to 2002-03
Tyson Nash 2003-04 to 2005-06
Marcel Hossa 2007-08 to 2007-08
Freddy Meyer IV 2007-08 to 2007-08
Matt Murley 2007-08 to 2007-08
Enver Lisin 2007-08 to 2008-09
Sami Lepisto 2009-10 to 2010-11
Patrick O'Sullivan 2011-12 to 2011-12

19

Bill Riley 1979-80 to 1979-80
Kris Manery 1979-80 to 1980-81
Brian Mullen 1982-83 to 1986-87
Iain Duncan 1988-89 to 1988-89
Kris Draper 1990-91 to 1990-91
Ian Duncan 1990-91 to 1990-91
Troy Murray 1991-92 to 1992-93
Nelson Emerson 1993-94 to 1994-95
Shane Doan 1995-96 to 2011-12

20

Willy Lindstrom 1979-80 to 1982-83
Andrew McBain 1983-84 to 1988-89
Dave McLlwain 1989-90 to 1991-92
Mike Hartman 1991-92 to 1991-92
Tie Domi 1992-93 to 1994-95
Oleg Tverdokovsky 1995-96 to 1996-97
Jim Cummins 1997-98 to 1997-98
Jyrki Lumme 1998-99 to 1998-99
David Oliver 1999-00 to 1999-00
Mikael Renberg 1999-00 to 1999-00
Wyatt Smith 2000-01 to 2001-02
Fredrik Sjostrom 2003-04 to 2007-08
Robert Lang 2009-10 to 2009-10
Eric Belanger 2010-11 to 2010-11
Chris Summers 2011-12 to 2011-12

21

John Bethel 1979-80 to 1979-80
Tom Bladen 1980-81 to 1980-81
Dave Hoyda 1980-81 to 1980-81
Bill Whelton 1980-81 to 1980-81
Craig Levie 1981-82 to 1982-83
John Gibson 1983-84 to 1983-84
Tom Martin 1984-85 to 1986-87
Mark Kumpel 1987-88 to 1987-88
1989-90 to 1990-91
Russ Romaniuk 1991-92 to 1994-95
Shane Doan 1995-96 to 1995-96
Chad Kilger 1995-96 to 1995-96
Denis Chasse 1995-96 to 1995-96
Bob Corkum 1996-97 to 1998-99
Jyrki Lumme 1999-00 to 2000-01
Todd Warriner 2001-02 to 2001-02
Jason Jaspers 2002-03 to 2003-04
Sean O'Donnell 2005-06 to 2005-06
Bill Thomas 2005-06 to 2007-08
David Hale 2008-09 to 2008-09
Shaun Heshka 2009-10 to 2009-10
Andy Miele 2011-12 to 2011-12

22

Lyle Moffat 1979-80 to 1979-80
Bengt Lundholm 1981-82 to 1984-85
Ray Neufeld 1985-86 to 1985-86
Mario Marois 1985-86 to 1988-89
Gord Donnelly 1988-89 to 1988-89
Moe Mantha 1989-90 to 1991-92
Mike Lalor 1991-92 to 1992-93
Paul Ysebaert 1993-94 to 1993-94
Brent Thompson 1994-95 to 1994-95
Craig Mills 1995-96 to 1995-96
Mike Gartner 1996-97 to 1997-98
Rick Tocchet 1998-99 to 1999-00
Claude Lemieux 2000-01 to 2002-03
Pascal Rheume 2005-06 to 2005-06
Dennis Seidenberg 2005-06 to 2006-07
Mathias Tjarnqvist 2006-07 to 2007-08
Brian McGrattan 2008-09 to 2008-09
Anders Eriksson 2009-10 to 2009-10
Lee Stempniak 2009-10 to 2010-11
Daymond Langkow 2011-12 to 2011-12

23

Gord McTavish 1979-80 to 1979-80
Larry Hopkins 1979-80 to 1979-80
John Markell 1979-80 to 1980-81
Lucien DeBlois 1981-82 to 1983-84
Paul Pooley 1984-85 to 1985-86
Hannu Jarvenpaa 1987-88 to 1988-89
Paul MacDermid 1989-90 to 1991-92
Lucien DeBlois 1991-92 to 1991-92
Andy Brickley 1992-93 to 1993-94
Igor Korolev 1994-95 to 1996-97
Stephen Leach 1998-99 to 1998-99
Todd Gill 1999-00 to 1999-00
Chris Joseph 1999-00 to 2000-01
Paul Mara 2000-01 to 2005-06
Don MacLean 2006-07 to 2006-07
Jeff Taffe 2006-07 to 2006-07
Kevin Porter 2008-09 to 2009-10
Mathieu Schneider 2009-10 to 2009-10
Oliver Ekman-Larsson 2010-11 to 2011-12

24

Ron Wilson 1979-80 to 1987-88
Danton Cole 1990-91 to 1991-92
Scott Levins 1992-93 to 1992-93
Darryl Shannon 1993-94 to 1995-96
Craig Muni 1995-96 to 1995-96
Kevin Dahl 1996-97 to 1996-97
Michel Petit 1997-98 to 1998-99
Stan Neckar 1998-99 to 2000-01
Ladislav Nagy 2000-01 to 2000-01
David Cullen 2001-02 to 2001-02
Darcy Hordichuk 2001-02 to 2002-03
Jan Hrdina 2002-03 to 2003-04
Josh Gratton 2005-06 to 2007-08
Kyle Chipchura 2011-12 to 2011-12

25

Jude Drouin 1979-80 to 1980-81
Thomas Steen 1981-82 to 1994-95
**RETIRED in honor of Thomas Steen,
May 6, 1995**

26

Al Cameron 1979-80 to 1980-81
Murray Eaves 1981-82 to 1985-86
Guy Larose 1988-89 to 1988-89
Brian McReynolds 1989-90 to 1989-90
Sergei Kharin 1990-91 to 1990-91
Dean Kennedy 1991-92 to 1993-94
Jeff Finley 1995-96 to 1996-97
John Slaney 1997-98 to 1997-98
Mike Sullivan 1998-99 to 2001-02
Joel Perrault 2005-06 to 2009-10
Andrew Ebbett 2010-11 to 2010-11
Cal O'Reilly 2011-12 to 2011-12
Michael Stone 2011-12 to 2011-12

27

Lorne Stamler 1979-80 to 1979-80
Don Spring 1980-81 to 1983-84
Perry Turnbull 1984-85 to 1986-87
Teppo Numminen 1988-89 to 2002-03

**RETIRED in honor of Teppo
Numminen, Jan. 30, 2010**

28

Don MacIver 1979-80 to 1979-80
Gerry Rioux 1979-80 to 1979-80
Norm Dupont 1980-81 to 1982-83
Jyrki Seppa 1983-84 to 1983-84
Ryan Stewart 1985-86 to 1985-86
Ray Neufeld 1985-86 to 1988-89
Greg Paslawski 1989-90 to 1990-91
Bob Joyce 1991-92 to 1992-93
Kevin McClelland 1993-94 to 1993-94
Craig Martin 1994-95 to 1994-95
Craig Muni 1995-96 to 1995-96
Mike Hudson 1996-97 to 1996-97
Jimmy Waite 1997-98 to 1998-99
Landon Wilson 2000-01 to 2003-04
Mike Leclerc 2005-06 to 2005-06
Pavel Brendl 2005-06 to 2005-06
Steven Reinprecht 2006-07 to 2008-09
Jeff Hoggan 2009-10 to 2009-10
Lauri Korpikoski 2010-11 to 2011-12

29

Don MacIver 1979-80 to 1979-80
Gord Smith 1979-80 to 1979-80
Danny Geoffrion 1980-81 to 1980-81
Doug Lecuyer 1980-81 to 1980-81
Jerry Butler 1982-83 to 1982-83
Mike Lauen 1983-84 to 1983-84
Marc Behrend 1983-84 to 1985-86
Brad Berry 1985-86 to 1989-90
Mark Osborne 1990-91 to 1990-91
Rudy Poeschek 1990-91 to 1991-92
Yan Kaminsky 1993-94 to 1993-94
Tim Cheveldae 1993-94 to 1995-96
Craig Janney 1995-96 to 1995-96
Scott Levins 1997-98 to 1997-98
Louie DeBrusk 1998-99 to 2000-01
Branko Radivojevic 2001-02 to 2003-04
Yanick Lehoux 2005-06 to 2005-06
Tim Jackman 2005-06 to 2005-06
Steven Reinprecht 2005-06 to 2005-06
Yanick Lehoux 2006-07 to 2006-07
Ryan Caldwell 2007-08 to 2007-08

Brandon Prust 2008-09 to 2008-09
Lauri Korpikoski 2009-10 to 2009-10
Garrett Stafford 2010-11 to 2010-11
Petteri Nokelainen 2011-12 to 2011-12

30

Gary Smith 1979-80 to 1979-80
Michel Dion 1980-81 to 1980-81
Doug Soetaert 1983-84 to 1983-84
Mark Holden 1984-85 to 1984-85
Daniel Berthiaume 1986-87 to 1989-90
Stephane Beauregard 1989-90 to 1991-92
Jim Hrivnak 1992-93 to 1992-93
Stephane Beauregard 1993-94 to 1993-94
Ed Ronan 1995-96 to 1995-96
Mikhail Shtalenkov 1998-99 to 1999-00
Jean-Marc Pelletier 2003-04 to 2003-04
David LeNeveu 2005-06 to 2006-07
Ilya Bryzgalov 2007-08 to 2010-11

31

Don MacIver 1979-80 to 1979-80
Ron Loustel 1980-81 to 1980-81
Rick Dudley 1980-81 to 1980-81
Ed Staniowski 1981-82 to 1982-83
Mike Veisor 1983-84 to 1983-84
Marc Behrend 1985-86 to 1985-86
Alain Chevrier 1988-89 to 1988-89
Rick Tabaracci 1990-91 to 1992-93
Scott Langkow 1995-96 to 1998-99
Bob Essensa 1999-00 to 1999-00
Brad Ralph 2000-01 to 2000-01
Jean-Guy Trudel 2001-02 to 2001-02
Curtis Joseph 2005-06 to 2006-07
Matt Climie 2010-11 to 2010-11
Curis McElhinney 2011-12 to 2011-12

32

Rick Bowness 1980-81 to 1980-81
Rick Dudley 1980-81 to 1980-81
Peter Taglianetti 1984-85 to 1989-90
Don Barber 1990-91 to 1991-92
Igor Ulanov 1991-92 to 1991-92
Mike Eastwood 1994-95 to 1996-97
Jocelyn Lemieux 1996-97 to 1997-98
Brad May 2000-01 to 2002-03
Cale Hulse 2003-04 to 2003-04
Mikael Tellqvist 2006-07 to 2008-09
Michal Rozsival 2010-11 to 2011-12

33

Lindsay Middlebrook 1979-80 to 1980-81
Doug Soetaert 1981-82 to 1982-83
Eldon Reddick 1986-87 to 1988-89
Simon Wheeldon 1990-91 to 1990-91
Mario Marois 1991-92 to 1991-92
Jim McKenzie 1995-96 to 1997-98
J.J. Daigneault 1998-99 to 1999-00
Drake Berehowsky 2001-02 to 2001-02
Brian Boucher 2002-03 to 2005-06
Adrian Aucoin 2009-10 to 2011-12

34

Pierre Hamel 1979-80 to 1979-80
Dave Chartier 1980-81 to 1980-81
Mark Plantery 1980-81 to 1980-81
Dave Silk 1985-86 to 1985-86
Pat Elynuik 1987-88 to 1987-88
Moe Lemay 1988-89 to 1988-89
Gord Donnelly 1989-90 to 1991-92



UNIFORM NUMBERS

Dean Kennedy 1991-92 to 1991-92
Darrin Shannon 1991-92 to 1997-98
Ramzi Abid 2002-03 to 2002-03
Frank Banham 2002-03 to 2002-03
Daniel Winnik 2007-08 to 2009-10

35

Markus Mattsson 1979-80 to 1980-81
Dan Bouchard 1985-86 to 1985-86
Bob Essensa 1988-89 to 1993-94
Nikolai Khabibulin 1994-95 to 1998-99
Zac Bierk 2002-03 to 2003-04
Philippe Sauve 2005-06 to 2005-06
Alex Auld 2007-08 to 2007-08
Al Montoya 2008-09 to 2008-09
Tom Fenton 2010-11 to 2010-11

36

Iain Duncan 1986-87 to 1987-88
Gord Donnelly 1988-89 to 1988-89
Moe Lemay 1988-89 to 1988-89
Danton Cole 1989-90 to 1989-90
Mike Eagles 1990-91 to 1994-95
Greg Brown 1994-95 to 1994-95
Stewart Malignas 1995-96 to 1995-96
Murray Baron 1996-97 to 1996-97
Juha Ylonen 1996-97 to 2000-01
Krystofer Kolanos 2001-02 to 2003-04
Joakim Lindstrom 2008-09 to 2008-09

37

Steve Penney 1986-87 to 1987-88
Tom Draper 1988-89 to 1989-90
John LeBlanc 1991-92 to 1994-95
Tom Draper 1995-96 to 1995-96
Dominic Roussel 1995-96 to 1995-96
Dan Focht 2001-02 to 2002-03
Georges Laraque 2006-07 to 2006-07
Raffi Torres 2011-12 to 2011-12

38

Brad Jones 1986-87 to 1989-90
Guy Larose 1990-91 to 1990-91
Luciano Borsato 1990-91 to 1994-95
Jason Simon 1996-97 to 1996-97
Martin Grenier 2001-02 to 2001-02
Scott Pellerin 2002-03 to 2002-03
Dave Scatchard 2005-06 to 2006-07
Vernon Fiddler 2009-10 to 2010-11

39

Randy Gilhen 1986-87 to 1988-89
Doug Evans 1989-90 to 1991-92
Mark Visheau 1993-94 to 1993-94
Iain Fraser 1995-96 to 1995-96
Pat Jablonski 1996-97 to 1996-97
Brad Tiley 1997-98 to 1998-99
Travis Green 1999-00 to 2000-01
Erik Westrum 2003-04 to 2003-04
Zbynek Michalek 2005-06 to 2005-06
Niko Kapanen 2007-08 to 2007-08
Garth Murray 2008-09 to 2008-09
Brett MacLean 2010-11 to 2010-11

40

Joel Baillargeon 1986-87 to 1987-88
Steve Fletcher 1988-89 to 1988-89
Bryan Marchment 1988-89 to 1988-89
Evgeny Davydov 1991-92 to 1991-92
Patrick DesRochers 2001-02 to 2002-03
Jean-Marc Pelletier 2002-03 to 2002-03
Mike Ricci 2005-06 to 2006-07

41

Todd Fliche 1987-88 to 1987-88
Paul Boutilier 1987-88 to 1988-89
Viktor Tikhonov 2008-09 to 2008-09
Mike Smith 2011-12 to 2011-12

42

Matt Hervey 1988-89 to 1988-89
Oleg Mikulchik 1993-94 to 1994-95
Robert Esche 1998-99 to 2001-02
Josh Tordjman 2008-09 to 2008-09

43

Ravil Gusmanov 1995-96 to 1995-96
Darcy Wakaluk 1996-97 to 1996-97
Mike Stutzel 2003-04 to 2003-04
Marc-Antoine Pouliot 2011-12 to 2011-12

44

Dave Babych 1980-81 to 1985-86
Shawn Cronin 1989-90 to 1991-92
Norm Maciver 1995-96 to 1997-98
Andrei Vasilyev 1998-99 to 1998-99
Andrei Nazarov 2001-02 to 2003-04
Nick Boynton 2006-07 to 2007-08
Kurt Sauer 2008-09 to 2009-10

45

Craig Duncanson 1990-91 to 1990-91
Anatoli Fedotov 1992-93 to 1992-93
Jason Jaspers 2001-02 to 2001-02
Brad Ference 2002-03 to 2003-04
Dmitri Kalinin 2008-09 to 2008-09

46

Brent Hughes 1988-89 to 1989-90
Pat Jablonski 1996-97 to 1996-97
J.F. Jomphe 1998-99 to 1998-99

47

Todd Fliche 1988-89 to 1988-89
Tony Joseph 1988-89 to 1988-89
Tavis Hansen 1994-95 to 1994-95
1996-97 to 1996-97
1998-99 to 1998-99

48

Jason Cirone 1991-92 to 1991-92
Sean Gagnon 1997-98 to 1998-99

49

Joe Dziedzic 1998-99 to 1998-99
Jason Jaspers 2001-02 to 2001-02
Brian Savage 2001-02 to 2003-04
Alexandre Bolduc 2011-12 to 2011-12

50

Rob Murray 1991-92 to 1992-93
Craig Fisher 1993-94 to 1993-94
Ravil Gusmanov 1995-96 to 1995-96
Trevor Letowski 1998-99 to 1998-99
Matt Watkins 2011-12 to 2011-12
Antoine Vermette 2011-12 to 2011-12

52

Dallas Eakins 1992-93 to 1992-93
Jason Doig 1995-96 to 1995-96
Martin Grenier 2002-03 to 2002-03
Nolan Yonkman 2010-11 to 2010-11

53

Derek Morris 2005-06 to 2008-09
2009-10 to 2011-12

54

Daniel Briere 1997-98 to 1997-98

55

Mark Osiecki 1992-93 to 1992-93
Arto Blomsten 1993-94 to 1994-95
Jason Doig 1995-96 to 1998-99
Danny Markov 2001-02 to 2002-03
Matt Jones 2005-06 to 2005-06
Ed Jovanovski 2006-07 to 2010-11

57

Goran Bezina 2003-04 to 2003-04

60

Michal Grosek 1993-94 to 1993-94

62

Jean-Guy Trudel 1999-00 to 1999-00

63

Radoslav Suchy 1999-00 to 1999-00

64

Darrin Shannon 1991-92 to 1991-92
Wyatt Smith 1999-00 to 1999-00

70

Kevin Sawyer 1999-00 to 1999-00

71

Petteri Nokelainen 2009-10 to 2009-10

72

Jeff Christian 1997-98 to 1997-98

73

Steven Goertzen 2008-09 to 2008-09

75

Michal Grosek 1994-95 to 1995-96
Pete Vandermeer 2007-08 to 2007-08

76

Travis Roche 2006-07 to 2006-07

77

Cliff Ronning 1996-97 to 1998-99
Chris Gratton 2002-03 to 2003-04
Travis Roche 2006-07 to 2006-07

81

Marcel Hossa 2007-08 to 2007-08

86

Wojtek Wolski 2009-10 to 2010-11

88

Peter Mueller 2007-08 to 2009-10

89

Darren Turcotte 1995-96 to 1995-96
Mike Comrie 2003-04 to 2006-07
Mikkel Boedker 2008-09 to 2011-12

90

Joé Juneau 2000-01 to 2000-01
Enver Lisin 2006-07 to 2006-07

91

Kris Draper 1991-92 to 1992-93
Oleg Saprykin 2005-06 to 2006-07
Kyle Turris 2007-08 to 2011-12

92

Rick Tocchet 1997-98 to 1997-98

93

Petr Nedved 2005-06 to 2005-06

94

Sergei Berezin 2001-02 to 2001-02
Yanic Perreault 2006-07 to 2006-07

97

Jeremy Roenick 1996-97 to 2000-01
Jeremy Roenick 2006-07 to 2006-07
**RETIRED in honor of Jeremy Roenick,
Feb. 11, 2012**

99

Rick Dudley 1980-81 to 1980-81
**RETIRED by the NHL in honor of
Wayne Gretzky, Apr. 18, 1999**



EXPANSION DRAFT SELECTIONS

1979

Pick	Overall	Player	Position	Birthdate	Drafted From
1	1	Peter Marsh	RW	Dec. 21, 1956	Montreal
2	8	Lindsay Middlebrook	G	Sept. 7, 1955	NY Rangers
3	9	Bobby Hull	LW	Jan. 3, 1939	Chicago
4	16	Al Cameron	D	Oct. 21, 1955	Detroit
5	17	Dave Hoyda	LW	May 20, 1957	Philadelphia
6	24	Jim Roberts	RW	June 8, 1956	Minnesota
7	25	Lorne Stamler	LW	Aug. 9, 1951	Toronto
8	32	Mark Heaslip	RW	Dec. 26, 1951	Los Angeles
9	33	Pierre Hamel	G	Sept. 16, 1952	Toronto
10	40	Gord McTavish	C	June 3, 1954	St. Louis
11	41	Gord Smith	D	Nov. 17, 1949	Washington
12	48	Clark Hamilton	LW	Jan. 12, 1955	Detroit
13	49	Jim Cunningham	LW	Aug. 15, 1956	Philadelphia
14	56	Dennis Abgrall	RW	Apr. 24, 1956	Los Angeles
15	57	Bill Riley	RW	Sept. 20, 1950	Washington
16	64	Gene Carr	LW	Sept. 17, 1951	Atlanta
17	65	Hilliard Graves	RW	Oct. 18, 1950	Vancouver

ENTRY DRAFT SELECTIONS

1979

Rnd	Overall	Player	Position	Birthdate	Drafted From
1	19	Jimmy Mann	RW	Apr. 17, 1959	Sherbrooke (QMJHL)
2	40	Dave Christian	C	May 12, 1959	U. of North Dakota (WCHA)
3	61	Bill Whelton	D	Aug. 28, 1959	Boston U. (H.E.)
4	82	Pat Daley	LW	Mar. 27, 1959	Montreal (QMJHL)
5	103	Thomas Steen	C	June 8, 1960	Leksand (Sweden)
6	124	Tim Watters	D	July 25, 1959	Michigan Tech Univ. (WCHA)

1980

Rnd	Overall	Player	Position	Birthdate	Drafted From
1	2	Dave Babych	D	May 23, 1961	Portland (WHL)
2	23	Moe Mantha	D	Jan. 21, 1961	Toronto (OHL)
3	44	Murray Eaves	C	May 10, 1960	U. of Michigan (CCHA)
4	65	Guy Fournier	C	Jan. 30, 1962	Shawinigan (QMJHL)
5	86	Glen Ostir	D	Jan. 14, 1961	Portland (WHL)
6	107	Ron Loustel	G	Mar. 7, 1962	Saskatoon (WHL)
7	128	Brian Mullen	LW	Mar. 16, 1962	New York Westsiders (MJHL)
7	135	Mike Lauen	RW	Feb. 9, 1961	Michigan Tech Univ. (WCHA)
8	149	Sandy Beadle	LW	July 12, 1960	Northeastern Univ. (H.E.)
9	170	Edward Christian	C	Jan. 4, 1962	Warroad H.S. (Minn.)
10	191	Dave Chartier	C	Feb. 15, 1961	Brandon (WHL)

1981

Rnd	Overall	Player	Position	Birthdate	Drafted From
1	1	Dale Hawerchuk	C	Apr. 4, 1963	Cornwall (QMJHL)
2	22	Scott Arniel	C/LW	Sept. 17, 1962	Cornwall (QMJHL)
3	43	Jyrki Seppa	D	Nov. 14, 1961	Ilves (Finland)
4	64	Kirk McCaskill	C	Apr. 9, 1961	U. of Vermont (ECAC)
5	85	Marc Behrend	G	Jan. 11, 1961	U. of Wisconsin (WCHA)
6	106	Bob O'Connor	G	Apr. 2, 1961	Boston College (H.E.)
7	127	Peter Nilsson	C	June 10, 1962	Hammarby (Sweden)
8	148	Dan McFall	C	Apr. 8, 1963	Buffalo Jr. Sabres
9	169	Greg Dick	G	Mar. 2, 1962	St. Marys H.S. (Minn.)
10	190	Vladimir Kadlec	D	Jan. 3, 1962	TJ Vitkovice (Czech.)
10	211	Dave Kirwin	D	May 10, 1963	Irondale H.S. (Minn.)



ENTRY DRAFT SELECTIONS

1982

Rnd	Overall	Player	Position	Birthdate	Drafted From
1	12	Jim Kyte	D	Mar. 21, 1964	Cornwall (OHL)
4	74	Tom Martin	LW	May 11, 1964	Kelowna (BC Tier II)
4	75	Dave Ellett	D	Mar. 30, 1964	Ottawa (Tier II)
5	96	Tim Mishler	C	Oct. 3, 1963	E. Grand Forks H.S. (Minn.)
7	138	Derek Ray	RW	Oct. 10, 1963	Seattle Jr. B (Tier II)
8	159	Guy Gosselin	D	Jan. 6, 1964	John Marshall H.S. (Minn.)
9	180	Tom Ward	D	Jan. 16, 1964	Richfield H.S. (Minn.)
10	201	Michael Savage	LW	Apr. 8, 1964	Sudbury (OHL)
11	222	Bob Shaw	RW	Feb. 6, 1964	Penticton (BCJHL)
12	243	Jan Ericsson	C/LW	Sept. 2, 1962	AIK (Sweden)

1983

Rnd	Overall	Player	Position	Birthdate	Drafted From
1	8	Andrew McBain	RW	Jan. 18, 1965	North Bay (OHL)
1	14	Bobby Dollas	D	Jan. 31, 1965	Laval (OHL)
2	29	Brad Berry	D	Apr. 1, 1965	St. Albert Jrs. (Tier II)
3	43	Peter Taglianetti	D	Aug. 15, 1963	Providence College (H.E.)
4	69	Bob Essensa	G	Jan. 14, 1965	Henry Carr H.S. (Ont.)
5	89	Harry Armstrong	D	Jan. 30, 1965	Dubuque Jrs. (Minn.)
6	109	Joel Baillargeon	LW	Oct. 6, 1964	Hull (OHL)
7	129	Iain Duncan	LW	Oct. 6, 1964	North York (Ont.)
8	149	Ron Pessetti	D	Apr. 3, 1963	Western Michigan (CCHA)
9	169	Todd Flichel	D	Sept. 14, 1964	Gloucester Jrs. (Tier II)
10	189	Cory Wright	RW	June 10, 1965	Dubuque Jrs. (Minn.)
11	209	Eric Cormier	LW	June 10, 1964	St. Georges (Que.)
12	229	Jamie Husgen	D	Oct. 13, 1964	Des Moines

1984

Rnd	Overall	Player	Position	Birthdate	Drafted From
2	30	Peter Douris	C	Feb. 19, 1966	U. of New Hampshire (H.E.)
4	68	Chris Mills	D	May 30, 1966	Bramalea Jr. B
4	72	Sean Clement	D	Feb. 26, 1966	Brockville Jr. A
5	93	Scott Schneider	C	May 18, 1965	Colorado College (WCHA)
5	99	Brent Severyn	D	Feb. 22, 1966	Seattle (WHL)
6	114	Gary Lorden	D	Jan. 17, 1966	Bishop Hendrickson H.S.
7	135	Luciano Borsato	C	Jan. 7, 1966	Bramalea Jr. B
8	156	Brad Jones	C	June 26, 1965	U. of Michigan (CCHA)
9	177	Gord Whitaker	RW	Jan. 24, 1966	Colorado College (WCHA)
10	197	Rick Frost	LW	June 5, 1965	Melville Jr. A
11	218	Mike Warus	RW	Nov. 16, 1964	Lake Superior College (CCHA)
12	238	Jim Edmonds	G	July 8, 1965	Cornell U. (ECAC)

1985

Rnd	Overall	Player	Position	Birthdate	Drafted From
1	18	Ryan Stewart	C	June 1, 1967	Kamloops (WHL)
2	39	Roger Ohman	D	June 5, 1967	Leksand (Sweden)
3	60	Daniel Berthiaume	G	Jan. 26, 1966	Chicoutimi (QMJHL)
4	81	Fredrik Olausson	D	Oct. 5, 1966	Farjestad (Sweden)
5	102	John Borrell	RW	Mar. 23, 1967	Burnsville H.S.
6	123	Danton Cole	C	Jan. 10, 1967	Aurora Jr. A
7	144	Brent Mowery	LW	Mar. 10, 1966	Summerland
8	165	Tom Draper	G	Nov. 22, 1966	U. of Vermont (ECAC)
9	186	Nevin Kardum	C	Mar. 30, 1967	Henry Carr H.S.
10	207	Dave Quigley	G	Jan. 17, 1965	U. of Moncton
11	228	Chris Norton	D	Apr. 11, 1965	Cornell U. (ECAC)
12	249	Anssi Melametsa	C	June 21, 1961	HIFK (Finland)

1986

Rnd	Overall	Player	Position	Birthdate	Drafted From
1	8	Pat Elynuik	RW	Oct. 30, 1967	Prince Albert (WHL)
2	29	Teppo Numminen	D	July 3, 1968	Tappara (Finland)
3	50	Esa Palosaari	RW	Jan. 16, 1968	Karpat (Finland)
4	71	Hannu Jarvenpaa	RW	May 19, 1963	Karpat (Finland)
5	92	Craig Endean	LW	Apr. 13, 1968	Seattle (WHL)
6	113	Robbie Bateman	RW	Jan. 2, 1968	St. Laurent H.S.
8	155	Frank Furlan	G	Mar. 8, 1968	Sherwood Park (Alberta)
9	176	Mark Green	C	Dec. 26, 1967	New Hampton
10	197	John Blue	G	Feb. 19, 1966	U. of Minnesota (WCHA)
11	218	Matt Cote	D	Jan. 19, 1966	Lake Superior (CCHA)
12	239	Arto Blomsten	D	Mar. 16, 1965	Djurgarden (Sweden)



ENTRY DRAFT SELECTIONS

1987

Rnd	Overall	Player	Position	Birthdate	Drafted From
1	16	Brian Marchment	D	May 1, 1969	Belleville (OHL)
2	37	Patrik Erickson	C	Mar. 13, 1969	Brynas (Sweden)
4	79	Don McLennan	D	Oct. 4, 1968	U. of Denver (WCHA)
5	96	Ken Gernander	C	June 30, 1969	Greenway H.S.
5	100	Darrin Amundson	C	Nov. 9, 1968	Duluth East H.S.
6	121	Joe Harwell	D	Nov. 21, 1968	Murray Hill H.S.
7	142	Tod Hartje	C	Feb. 27, 1968	Harvard U. (ECAC)
8	163	Markku Kyllonen	RW	Feb. 2, 1962	Karpat (Finland)
9	184	Jim Fernholz	RW	Mar. 16, 1969	White Bear Lake H.S.
11	226	Roger Rougelot	G	July 13, 1968	Madison Jrs.
12	247	Hans Goran Elo	G	June 27, 1966	Djurgarden (Sweden)

1988

Rnd	Overall	Player	Position	Birthdate	Drafted From
1	10	Teemu Selanne	RW	July 3, 1970	Jokerit (Finland)
2	31	Russell Romaniuk	LW	June 9, 1970	St. Boniface Jr. A
3	52	Stephane Beauregard	G	Jan. 10, 1968	St-Jean (QMJHL)
4	73	Brian Hunt	C	Feb. 12, 1969	Oshawa (OHL)
5	94	Anthony Joseph	RW	Mar. 1, 1969	Oshawa (OHL)
5	101	Benoit Lebeau	LW	June 4, 1968	Merrimack College
6	115	Ronald Jones	RW	Feb. 7, 1969	Windsor (OHL)
7	127	Markus Akerblom	C	Nov. 22, 1969	Bjorkloven (Sweden)
7	136	Jukka Marttila	D	Apr. 15, 1968	Tappara (Finland)
8	157	Mark Smith	C	Oct. 13, 1969	Trinity (USS)
9	178	Mike Helber	C	June 23, 1970	Ann Arbour (USS)
10	199	Pavel Kostichkin	C	Nov. 9, 1968	CSKA (USSR)
11	220	Kevin Heise	LW	Sept. 9, 1968	Lethbridge (WHL)
12	241	Kyle Galloway	D	Nov. 10, 1969	U. of Manitoba

1989

Rnd	Overall	Player	Position	Birthdate	Drafted From
1	4	Stu Barnes	C	Dec. 25, 1970	Tri-Cities (WHL)
2	25	Dan Ratushny	D	Oct. 29, 1970	Cornell U. (ECAC)
3	46	Jason Cirone	C	Feb. 21, 1971	Cornwall (OHL)
3	62	Kris Draper	C	May 24, 1971	Canadian National
4	64	Mark Brownschidle	D	Oct. 26, 1970	Boston U. (H.E.)
4	69	Alain Roy	G	Feb. 6, 1970	Harvard U. (ECAC)
6	109	Dan Bylsma	LW	Sept. 19, 1970	Bowling Green (CCHA)
7	130	Pekka Peltola	RW	June 24, 1965	HPK (Finland)
7	131	Doug Evans	D	July 12, 1971	Michigan U. (CCHA)
8	151	Jim Solly	C	Mar. 19, 1970	Bowling Green (CCHA)
9	172	Stephane Gauvin	LW	Apr. 16, 1970	Cornell U. (ECAC)
10	193	Joe Larson	C	Aug. 17, 1970	Minnetonka (USS)
11	214	Bradley Podiak	LW	Mar. 26, 1971	Wayzata (USS)
12	235	Evgeny Davydov	RW	May 27, 1967	CSKA (USSR)
12	240	Sergei Kharin	RW	Feb. 20, 1963	Krylja Sovetov (USSR)

1990

Rnd	Overall	Player	Position	Birthdate	Drafted From
1	19	Keith Tkachuk	LW	Mar. 28, 1972	Malden Catholic (USS)
2	35	Mike Muller	D	Sept. 18, 1971	Wayzata (USS)
4	74	Roman Meluzin	RW	June 17, 1972	Zetor (Czech.)
4	75	Scott Levins	RW	Jan. 30, 1970	Tri-City (WHL)
4	77	Alexei Zhamnov	C	Oct. 1, 1970	Dynamo Moscow (USSR)
5	98	Craig Martin	RW	Jan. 21, 1971	Hull (QMJHL)
6	119	Daniel Jarde myr	D	May 28, 1971	Uppsala (Sweden)
7	140	John Lilley	C	Aug. 3, 1972	Cushing Academy (USS)
8	161	Henrik Andersson	D	Jan. 19, 1970	Vasteras (Sweden)
9	182	Rauli Raitanen	C	Jan. 14, 1970	Assat (Finland)
10	203	Mika Alatalo	LW	June 11, 1971	Kookoo (Finland)
11	224	Sergei Selyanin	D	Oct. 20, 1966	Khimik (USSR)
12	245	Keith Morris	C	Apr. 24, 1971	Alaska-Anchorage (NCAA)



ENTRY DRAFT SELECTIONS

1991

Rnd	Overall	Player	Position	Birthdate	Drafted From
1	5	Aaron Ward	D	Jan. 17, 1973	Michigan Univ. (CCHA)
3	49	Dmitri Filimonov	D	Oct. 14, 1971	Dynamo Moscow (USSR)
5	91	Juha Ylonen	C	Feb. 13, 1972	Kiekko-Espoo (Finland)
5	99	Yan Kaminsky	LW	July 28, 1971	Dynamo Moscow (USSR)
6	115	Jeff Sebastian	D	Nov. 21, 1971	Seattle (WHL)
8	159	Jeff Ricciardi	D	June 22, 1971	Ottawa (OHL)
9	181	Sean Gauthier	G	Mar. 28, 1971	Kingston (OHL)
10	203	Igor Ulanov	D	Oct. 1, 1969	Khimik (USSR)
11	225	Jason Jennings	RW	Mar. 16, 1971	Western Michigan (CCHA)
12	247	Sergei Sorokin	D	Oct. 2, 1969	Dynamo Moscow (USSR)

1992

Rnd	Overall	Player	Position	Birthdate	Drafted From
1	17	Sergei Bautin	D	Mar. 11, 1967	Dynamo Moscow (CIS)
2	27	Boris Mironov	D	Mar. 21, 1972	CSKA (CIS)
3	60	Jeremy Stevenson	LW	July 28, 1974	Cornwall (OHL)
4	84	Mark Visheau	D	June 27, 1973	London (OHL)
6	132	Alexander Alexeyev	D	Mar. 21, 1974	Sokol (CIS)
7	155	Artur Oktyabrev	D	Nov. 26, 1973	CSKA (CIS)
7	156	Andrei Raisky	C	Mar. 30, 1970	Torpedo Ust-Kamenogorsk (CIS)
9	204	Nikolai Khabibulin	G	Jan. 13, 1973	CSKA (CIS)
10	228	Yevgeny Garanin	C	Aug. 3, 1973	Khimik (CIS)
10	229	Teemu Numminen	C	Dec. 23, 1973	Stoneham (USS)
11	252	Andrei Karpovtsev	LW	Feb. 25, 1974	Dynamo-2 Moscow (CIS)
11	254	Ivan Vologzhaninov	RW	Apr. 7, 1974	Sokol (CIS)

1993

Rnd	Overall	Player	Position	Birthdate	Drafted From
1	15	Mats Lindgren	C	Oct. 1, 1974	Skelleftea (Sweden)
2	31	Scott Langkow	G	Apr. 21, 1975	Portland (WHL)
2	43	Alexei Budayev	C	Apr. 24, 1975	Kristall Elektrostal (CIS)
4	79	Ruslan Batyrshin	D	Feb. 19, 1975	Dynamo-2 Moscow (CIS)
4	93	Ravil Gusmanov	RW	July 25, 1972	Traktor (CIS)
5	119	Larry Courville	LW	Apr. 2, 1975	Newmarket (OHL)
6	145	Michal Grosek	LW	June 1, 1975	ZPS Zlin (Czech Republic)
7	171	Martin Woods	D	May 14, 1975	Victoriaville (QMJHL)
8	197	Adrian Murray	D	Sept. 14, 1975	Newmarket (OHL)
9	217	Vladimir Potapov	RW	June 21, 1975	Kristall Elektrostal (CIS)
9	223	Ilya Stashenkov	D	Aug. 26, 1974	Krylja Sovetov (CIS)
9	228	Harijs Vitolins	C	Apr. 30, 1968	Chur (Switzerland)
11	285	Russ Hewson	LW	Jan. 12, 1975	Swift Current (WHL)

1994

Rnd	Overall	Player	Position	Birthdate	Drafted From
2	30	Deron Quint	D	Mar. 24, 1976	Seattle (WHL)
3	56	Dorian Anneck	C	Apr. 24, 1976	Victoria (WHL)
3	58	Tavis Hansen	C	June 17, 1975	Tacoma (WHL)
4	82	Steve Cheredaryk	D	Nov. 20, 1975	Medicine Hat (WHL)
5	108	Craig Mills	RW	Aug. 27, 1976	Belleville (OHL)
6	143	Steve Vezina	G	Oct. 25, 1975	Beauport (QMJHL)
6	146	Chris Kibermanis	D	Mar. 24, 1976	Red Deer (WHL)
8	186	Ramil Saifullin	C	Apr. 8, 1976	Avangard (CIS)
9	212	Henrik Smangs	G	Jan. 19, 1976	Leksand (Sweden)
10	238	Mike Mader	D	Nov. 7, 1975	Loomis (USS)
11	264	Jason Issel	LW	Mar. 1, 1976	Prince Albert (WHL)

1995

Rnd	Overall	Player	Position	Birthdate	Drafted From
1	7	Shane Doan	RW	Oct. 10, 1976	Kamloops (WHL)
2	32	Marc Chouinard	C	May 6, 1977	Beauport (QMJHL)
2	34	Jason Doig	D	Jan. 29, 1977	Laval (QMJHL)
3	67	Brad Isbister	RW	May 7, 1977	Portland (WHL)
4	84	Justin Kurtz	D	Jan. 14, 1977	Brandon (WHL)
5	121	Brian Elder	G	June 8, 1976	Brandon (WHL)
6	136	Sylvain Daigle	G	Oct. 20, 1976	Shawinigan (QMJHL)
7	162	Paul Traynor	D	Sept. 14, 1977	Kitchener (OHL)
8	188	Jaroslav Obsut	D	Sept. 3, 1976	N. Battleford (SJHL)
8	189	Fredrik Loven	C	Mar. 14, 1977	Djurgarden (Sweden)
9	214	Rob DeCiantis	C	June 11, 1977	Kitchener (OHL)



ENTRY DRAFT SELECTIONS

1996

Rnd	Overall	Player	Position	Birthdate	Drafted From
1	11	Dan Focht	D	Dec. 31, 1977	Tri-City (WHL)
1	24	Daniel Briere	C	Oct. 6, 1977	Drummondville (QMJHL)
3	62	Per-Anton Lundstrom	D	Sept. 29, 1977	Mo Do (Sweden)
5	119	Richard Lintner	D	Nov. 15, 1977	Trencin Jr. (Slovakia Jrs.)
6	139	Robert Esche	G	Jan. 22, 1978	Detroit (OHL)
7	174	Trevor Letowski	C	Apr. 5, 1977	Sarnia (OHL)
8	200	Nicholas Lent	RW	June 10, 1977	Omaha Jr. A (USHL)
9	226	Marc-Etienne Hubert	C	Apr. 20, 1978	Laval (QMJHL)

1997

Rnd	Overall	Player	Position	Birthdate	Drafted From
2	43	Juha Gustafsson	D	Apr. 26, 1979	Keikko-Espoo (Finland)
4	96	Scott McCallum	D	Feb. 15, 1979	Tri-City (WHL)
5	123	Curtis Suter	D	Aug. 5, 1979	Spokane (WHL)
6	151	Robert Francz	LW	Mar. 30, 1978	Peterborough (OHL)
8	207	Alex Andreyev	D	Sept. 14, 1979	Weyburn (SJHL)
9	233	Wyatt Smith	C	Feb. 13, 1977	U. of Minnesota (WCHA)

1998

Rnd	Overall	Player	Position	Birthdate	Drafted From
1	14	Patrick DesRochers	G	Oct. 27, 1979	Sarnia (OHL)
2	43	Ossi Vaananen	D	Aug. 8, 1980	Jokerit Jr. (Finland Jr.)
3	73	Pat O' Leary	C	Sept. 2, 1979	Armstrong HS (USHSW)
4	100	Ryan Vanbuskirk	D	Jan. 12, 1980	Sarnia (OHL)
5	115	Jay Leach	D	Sept. 2, 1979	Providence College (H.E.)
5	116	Josh Blackburn	G	Nov. 13, 1978	Lincoln (USHL Jr. A)
5	129	Robert Schnabel	D	Nov. 10, 1978	Red Deer (WHL)
6	160	Rickard Wallin	C	Apr. 19, 1980	Farjestad Jr. (Swe. Jr.)
7	187	Erik Westrum	C	July 26, 1979	Minnesota (WCHA)
8	214	Justin Hansen	RW	June 11, 1980	Moose Jaw (WHL)

1999

Rnd	Overall	Player	Position	Birthdate	Drafted From
1	15	Scott Kelman	C	May 7, 1981	Seattle (WHL)
1	19	Kirill Safronov	D	Feb. 26, 1981	St. Petersburg (Russian Sr.)
2	53	Brad Ralph	LW	Oct. 17, 1980	Oshawa (OHL)
3	71	Jason Jaspers	C	Apr. 8, 1981	Sudbury (OHL)
4	116	Ryan Lauzon	C	Oct. 8, 1980	Hull (QMJHL)
4	123	Preston Mizzi	C	Dec. 22, 1980	Peterborough (OHL)
6	168	Erik Lewerstrom	D	May 28, 1980	Grums (Sweden)
8	234	Goran Bezina	D	Mar. 21, 1980	HC Fribourg-Gotteron (Swiss)
9	262	Alexei Litvinenko	D	Mar. 7, 1980	Torpedo (Kzak)

2000

Rnd	Overall	Player	Position	Birthdate	Drafted From
1	19	Krystofer Kolanos	C	July 27, 1981	Boston College (H.E.)
2	53	Alexander Tatarinov	RW	Apr. 14, 1982	Yaroslavl 2 (Russia)
3	85	Ramzi Abid	LW	Mar. 24, 1980	Halifax (QMJHL)
5	160	Nate Kiser	D	May 4, 1982	Plymouth (OHL)
6	186	Brent Gauvreau	C	June 29, 1980	Oshawa (OHL)
7	217	Igor Samoilov	D	Jan. 23, 1982	Yaroslavl (Russia)
8	249	Sami Venalainen	RW	Oct. 14, 1981	Tappara Jr. (Finland)
9	281	Peter Fabus	C	July 15, 1979	Dukla Trencin (Slovakia)

2001

Rnd	Overall	Player	Position	Birthdate	Drafted From
1	11	Fredrik Sjoström	RW	May 6, 1983	Frolunda (Sweden)
2	31	Matthew Spiller	D	Feb. 7, 1983	Seattle (WHL)
2	45	Martin Podlesak	C	Sept. 26, 1982	Lethbridge (WHL)
3	78	Beat Forster	D	Feb. 2, 1983	Davos (Swiss)
5	148	David Klema	C	Apr. 3, 1982	Des Moines (USHL)
6	180	Scott Polaski	RW	Aug. 4, 1982	Sioux City (USHL)
7	210	Steve Belanger	G	May 20, 1983	Kamloops (WHL)
8	243	Frantisek Lukes	LW	Sept. 25, 1982	Toronto (OHL)
9	273	Severin Blindenbacher	D	Mar. 15, 1983	Kloten (Swiss)



ENTRY DRAFT SELECTIONS

2002

Rnd	Overall	Player	Position	Birthdate	Drafted From
1	19	Jakub Koreis	C	June 26, 1984	Plezen (CZE)
1	23	Ben Eager	LW	Jan. 22, 1984	Oshawa (OHL)
2	46	David LeNeveu	G	May 23, 1983	Cornell University (ECAC)
3	70	Joe Callahan	D	Dec. 20, 1982	Yale University (ECAC)
3	80	Matt Jones	D	Aug. 8, 1983	North Dakota (WCHA)
4	97	Lance Monych	RW	July 25, 1984	Brandon (WHL)
5	132	John Zeiler	RW	Nov. 21, 1982	Sioux City (USHL)
6	186	Jeff Pietrasiak	G	Apr. 5, 1983	Berkshire (USHSE)
7	216	Ladislav Kouba	LW	Sept. 10, 1983	Red Deer (WHL)
8	249	Marcus Smith	D	Jan. 14, 1983	Kitchener (OHL)
9	280	Russell Spence	C	Jan. 1, 1982	Opaskwayak (OCN) (MJHL)

2003

Rnd	Overall	Player	Position	Birthdate	Drafted From
3	77	Tyler Redenbach	C/LW	Sept. 25, 1984	Swift Current (WHL)
3	80	Dmitri Pestunov	C	Jan. 22, 1985	Magnitogorsk (Russia)
4	115	Liam Lindstrom	C	Jan. 12, 1985	Mora (Sweden)
6	178	Ryan Gibbons	RW	Jan. 1, 1985	Seattle (WHL)
7	208	Randall Gelech	C/RW	Feb. 2, 1984	Kelowna (WHL)
8	242	Eduard Lewandowski	LW	May 3, 1980	Koln (Germany)
9	272	Sean Sullivan	D	Mar. 29, 1984	St. Sebastian's (USHSE)
9	290	Loic Burkhalter	C	Feb. 11, 1980	Ambri (Swiss)

2004

Rnd	Overall	Player	Position	Birthdate	Drafted From
1	5	Blake Wheeler	RW	Aug. 31, 1986	Breck (USHSW)
2	35	Logan Stephenson	D	Feb. 19, 1986	Tri-City (WHL)
2	50	Enver Lisin	RW	Apr. 22, 1986	Saratov (Russia)
4	103	Roman Tomanek	RW	Jan. 28, 1986	Povazka Bystrica (Slovakia)
4	119	Kevin Porter	C/LW	Mar. 12, 1986	US National Under-18 (USA)
6	168	Kevin Cormier	LW	Jan. 27, 1986	Moncton Jr A (MJHL)
7	199	Chad Kolarik	C	Jan. 26, 1986	US National Under-18 (USA)
8	240	Aaron Gagnon	C	Apr. 24, 1986	Seattle (WHL)
9	261	William Engasser	LW	Sept. 25, 1985	Blake (USHSW)
9	265	Daniel Winnik	C/LW	Mar. 6, 1985	New Hampshire (H.E.)

2005

Rnd	Overall	Player	Position	Birthdate	Drafted From
1	17	Martin Hanzal	C	Feb. 20, 1987	Budejovice Jr. (Czech Rep.)
2	59	Pier-Olivier Pelletier	G	Apr. 8, 1987	Drummondville (QMJHL)
4	105	Keith Yandle	D	Sept. 9, 1986	Cushing Academy (USHSE)
5	148	Anton Krysanov	C	Mar. 25, 1987	Togliatti (Russia)
7	212	Pat Brosnihan	RW	Aug. 20, 1986	Worcester Academy (USHSE)

2006

Rnd	Overall	Player	Position	Birthdate	Drafted From
1	8	Peter Mueller	C	Apr. 14, 1988	Everett (WHL)
1	29	Chris Summers	D	Feb. 5, 1988	US National Under-18 (USA)
3	88	Jonas Ahnelov	D	Dec. 11, 1987	Frolunda (Sweden)
5	130	Brett Bennett	G	Mar. 8, 1988	US National Under-18 (USA)
5	131	Martin Latal	RW	Mar. 17, 1988	Kladno (Czech Rep.)
5	152	Jordan Bendfeld	D	Feb. 9, 1988	Medicine Hat (WHL)
7	188	Chris Frank	D	Jan. 8, 1986	Western Michigan (CCHA)
7	196	Benn Ferriero	C/RW	Apr. 29, 1987	Boston College (H-East)

2007

Rnd	Overall	Player	Position	Birthdate	Drafted From
1	3	Kyle Turris	C	Aug. 14, 1989	Burnaby (BCHL)
1	30	Nick Ross	D	Feb. 10, 1989	Regina (WHL)
2	32	Brett MacLean	LW	Dec. 24, 1988	Oshawa (OHL)
2	36	Joel Gistedt	G	Dec. 7, 1987	Uddevalla (Sweden)
4	103	Vladimir Ruzicka	C	Feb. 17, 1989	Slavia (Czech Republic)
5	123	Maxim Goncharov	D	June 15, 1989	CSKA 2 (Russia)
6	153	Scott Darling	G	Dec. 22, 1988	Capital Dist. (EJHL)



ENTRY DRAFT SELECTIONS

2008

Rnd	Overall	Player	Position	Birthdate	Drafted From
1	8	Mikkel Boedker	RW	Dec. 16, 1989	Kitchener (OHL)
1	28	Viktor Tikhonov	RW	May 12, 1988	Cherepovets (Russia)
2	49	Jared Staal	RW	Aug. 21, 1990	Sudbury (OHL)
3	69	Michael Stone	D	June 7, 1990	Calgary (WHL)
3	76	Mathieu Brodeur	D	June 21, 1990	Cape Breton (QMJHL)
4	99	Colin Long	C	June 19, 1989	Kelowna (WHL)
6	159	Brett Hextall	RW	Apr. 2, 1988	Penticton (BCHL)
7	189	Tim Billingsley	D	Jan. 17, 1990	Mississauga St. Michael's (OHL)

2009

Rnd	Overall	Player	Position	Birthdate	Drafted From
1	6	Oliver Ekman-Larsson	D	July 17, 1991	Leksand (Sweden-2)
2	36	Chris Brown	RW	Feb. 3, 1991	U.S. Under-18 (NTDP)
3	91	Michael Lee	G	Oct. 5, 1990	Fargo (USHL)
4	97	Jordan Szwarz	RW	May 14, 1991	Saginaw (OHL)
4	105	Justin Weller	D	July 26, 1991	Red Deer (WHL)
6	157	Evan Bloodoff	LW	Nov. 21, 1990	Kelowna (WHL)

2010

Rnd	Overall	Player	Position	Birthdate	Drafted From
1	13	Brandon Gormley	D	Feb. 18, 1992	Moncton (QMJHL)
1	27	Mark Visentin	G	Aug. 7, 1992	Niagara (OHL)
2	52	Philip Lane	RW	May 29, 1992	Brampton (OHL)
2	57	Oscar Lindberg	C	Oct. 29, 1991	Skelleftea (Sweden)
5	138	Louis Domingue	G	Mar. 6, 1992	Quebec (QMJHL)

2011

Rnd	Overall	Player	Position	Birthdate	Drafted From
1	20	Connor Murphy	D	Mar. 26, 1993	U.S. NTDP (USHL)
2	51	Alexander Ruuttu	C	Dec. 9, 1992	Jokerit (SM-liiga)
2	56	Lucas Lessio	LW	Jan. 23, 1993	Oshawa (OHL)
3	84	Harrison Ruopp	D	Mar. 17, 1993	Prince Albert (WHL)
4	111	Kale Kessy	LW	Dec. 4, 1992	Medicine Hat (WHL)
5	141	Darian Dziurzynski	LW	Mar. 30, 1992	Saskatoon (WHL)
6	155	Andrew Fritsch	RW	Mar. 24, 1993	Owen Sound (OHL)
7	196	Zac Larraza	LW	Feb. 25, 1993	U.S. NTDP (USHL)

2012

Rnd	Overall	Player	Position	Birthdate	Drafted From
1	27	Henrik Samuelsson	RW	Feb. 7, 1994	Edmonton (WHL)
2	58	Jordan Martinook	C	July 25, 1992	Vancouver (WHL)
3	88	James Melindy	D	Dec. 11, 1993	Moncton (QMJHL)
4	102	Rhett Holland	D	Sept. 25, 1993	Okotoks (AJHL)
5	148	Niklas Tikkinen	D	June 1, 1994	Espoo (FIN)
6	178	Hunter Fejes	LW	May 31, 1994	Shattuck St. Mary's (MN-HS)
7	184	Marek Langhamer	G	July 22, 1994	HC Pardubice (Czech)
7	208	Justin Hache	D	Jan. 10, 1994	Shawinigan (QMJHL)



PLAYER TRANSACTIONS

1979

- June 5 Morris Lukowich reclaimed by Pittsburgh prior to the Expansion Draft.
- June 9 Morris Lukowich claimed as a priority selection.
- June 9 Barry Long reclaimed by Detroit prior to the Expansion Draft.
- June 9 Campbell reclaimed by St. Louis from Winnipeg prior to the Expansion Draft.
- June 9 Scott Campbell claimed as priority selection by Winnipeg.
- June 9 Bobby Hull reclaimed by Chicago prior to the Expansion Draft.
- June 13 17 players claimed in the NHL Expansion Draft: Peter Marsh (Montreal), Lindsay Middlebrook (NY Rangers), Bobby Hull (Chicago), Al Cameron (Detroit), Dave Hoyda (Philadelphia), Jim Roberts (Minnesota), Lorne Stampler (Toronto), Mark Heaslip (Los Angeles), Pierre Hamel (Toronto), Gord McTavish (St. Louis), Gord Smith (Washington), Clark Hamilton (Detroit), Jim Cunningham (Philadelphia), Dennis Abgrall (Los Angeles), Bill Riley (Washington), Gene Carr (Atlanta), and Hilliard Graves (Vancouver).
- June 28 Barry Melrose acquired from Quebec for Jamie Hislop and Barry Legge.
- July 25 Wayne Dillion acquired from NY Rangers for future considerations.
- Oct. 4 Ron Wilson acquired from Montreal for cash.

1980

- Feb. 27 Kris Manery claimed on waivers from Vancouver.
- Feb. 27 Bobby Hull traded to Hartford for future considerations.
- May 22 Doug Smail signed as a free agent.
- May 26 Barry Legge acquired from Quebec for cash.
- June 19 Rick Bowness acquired from St. Louis for Craig Norwich.
- Sept. 26 Norm Dupont acquired from Montreal for a 2nd round draft choice (David Maley) in 1982.
- Oct. 8 Danny Geoffrion acquired from Quebec for cash.
- Oct. 31 Barry Long acquired from Detroit for cash.
- Nov. 30 Barry Melrose claimed on waivers by Toronto.
- Dec. 1 Doug Lecuyer and Tim Trimper acquired from Chicago for Peter Marsh.
- Dec. 2 Richard Mulhern traded to Toronto for cash.

1981

- Jan. 12 Rick Dudley claimed on waivers from Buffalo.
- Feb. 10 Michel Dion acquired from Quebec for cash.
- July 2 Bryan Maxwell, Ed Staniowski and Paul MacLean acquired from St. Louis for Scott Campbell and John Markell.
- July 15 Lucien DeBlois acquired from Colorado for Brent Ashton and a 3rd round draft choice (Dave Kasper) in 1982.
- July 31 Lindsay Middlebrook traded to Minnesota for cash.
- Sept. 8 Doug Soetaert acquired from NY Rangers for a 3rd draft round choice (Vesa Salo) in 1983.
- Oct. 5 Serge Savard claimed from Montreal in Waiver Draft.
- Oct. 5 Craig Levie claimed from Montreal in Waiver Draft.

1982

- May 5 Brian Hayward signed as a free agent.
- Oct. 4 Doug Lecuyer claimed by Pittsburgh in Waiver Draft.

1983

- Mar. 7 Laurie Boschman acquired from Edmonton for Willy Lindstrom.
- June 8 Dave Christian traded to Washington for 1st round draft choice (Bobby Dollas) in 1983.
- July 4 Norm Dupont traded to Hartford for 4th round draft choice (Chris Mills) in 1984.
- Aug. 3 Tim Young acquired from Minnesota for Craig Levie and the rights to Tom Ward.
- Nov. 4 Robert Picard acquired from Montreal for 3rd round draft choice (Patrick Roy) in 1984.
- Nov. 10 Mike Veisor acquired from Hartford for Ed Staniowski.

1984

- Jan. 12 Jordy Douglas acquired from Minnesota for Tim Trimper.
- Feb. 6 Jimmy Mann traded to Quebec for 5th round draft choice (Brent Severyn) in 1984.
- Mar. 5 Randy Carlyle acquired from Pittsburgh for 1st round draft choice (Doug Bodger) in 1984 and future considerations (Moe Mantha).
- May 1 Moe Mantha traded to Pittsburgh as future considerations in previous trade (Mar. 5, 1984).
- June 13 Perry Turnbull acquired from Montreal for Lucien DeBlois.
- Oct. 9 Mark Holden acquired from Montreal for Doug Soetaert.
- Oct. 16 Tim Young traded to Philadelphia for future considerations.

1985

- Feb. 4 Jim Nill acquired from Boston for Morris Lukowich.
- Sept. 27 Eldon Reddick signed as a free agent.
- Nov. 21 Ray Neufeld acquired from Hartford for Dave Babych.
- Nov. 27 Mario Marois acquired from Quebec for Robert Picard.

1986

- Jan. 31 Bill Derlago acquired from Boston for Wade Campbell.
- June 21 Gilles Hamel acquired from Buffalo for Scott Arniel.
- July 3 Murray Eaves traded to Edmonton for future considerations.
- Aug. 19 Steve Penney and the rights to Jan Ingman acquired from Montreal for Brian Hayward.

1987

- Jan. 5 Bill Derlago traded to Quebec 4th round draft choice (Mark Brownschilde) in 1989.
- Jan. 8 Steve Rooney acquired from Montreal for 3rd round draft choice (Francois Gravel) in 1987.
- June 5 Perry Turnbull traded to St. Louis for 5th round draft choice (Ken Gernander) in 1987.
- June 8 Brian Mullen traded to NY Rangers with 10th round draft choice (Brett Barnett) in 1987 for 5th round choice (Benoit Lebeau) in 1988 and 3rd round draft choice (Denny Felsner) in 1989.
- July 16 Guy Larose signed as a free agent.
- Dec. 16 Paul Boutilier acquired from NY Rangers for future considerations.
- Dec. 17 Stu Kulak acquired from Quebec for Bobby Dollas.

1988

- Jan. 11 Mark Kumpel acquired from Detroit for Jim Nill.
- Jan. 14 Alfie Turcotte acquired from Montreal for future considerations.
- June 13 Brent Ashton acquired from Detroit for Paul MacLean.
- July 15 Steve Fletcher signed as a free agent.
- July 19 Alain Chevrier acquired from New Jersey with 7th round draft choice (Doug Evans) in 1989 for Steve Rooney and 3rd round draft choice (Brad Bombardir) in 1990.
- July 29 Joel Baillargeon traded to Quebec for future considerations.
- Sept. 29 Peter Douris traded to St. Louis for 12th round draft choice (Sergei Kharin) in 1989, 4th round draft choice (Scott Levins) in 1990 and Kent Carlson.
- Oct. 3 Dave Hunter claimed from Edmonton in Waiver Draft.
- Nov. 25 Paul Fenton acquired from Los Angeles for Gilles Hamel.
- Dec. 6 Gord Donnelly acquired from Quebec for Mario Marois.
- Dec. 12 Steve Fletcher traded to Philadelphia for future considerations.
- Dec. 30 Moe Lemay acquired from Boston for Ray Neufeld.



PLAYER TRANSACTIONS

1989

Jan. 14 Dave Hunter claimed on waivers by Edmonton.
 Jan. 19 Alain Chevrier traded to Chicago for 4th round draft choice (Allain Roy) in 1989.
 June 17 Randy Cunneynworth, Rick Tabaracci and Dave McLlwain acquired from Pittsburgh for Jim Kyte, Andrew McBain and Randy Gilhen.
 June 17 Greg Paslawski and 3rd round draft choice (Kris Draper) in 1989 acquired from St. Louis for 3rd round draft choice (Denny Felsner) in 1989 and 2nd round draft choice (Steve Staios) in 1991.
 July 21 Shawn Cronin acquired from Philadelphia for future considerations.
 Sept. 28 Eldon Reddick traded to Edmonton for future considerations.
 Nov. 30 Phil Sykes acquired from Los Angeles for Brad Jones.
 Dec. 13 Paul MacDermid acquired from Hartford for Randy Cunneynworth.

1990

Jan. 22 Doug Evans acquired from St. Louis for Ron Wilson.
 Jan. 22 Daniel Berthiaume traded to Minnesota for future considerations.
 June 9 Phil Housley, Scott Arniel, Jeff Parker and 1st round draft choice (Keith Tkachuk) in 1990 acquired from Buffalo for Dale Hawerchuk and 1st round draft choice (Brad May) in 1990.
 July 10 Simon Wheeldon acquired from NY Rangers for Brian McReynolds.
 Sept. 6 Laurie Boschman traded to New Jersey for Bob Brooke.
 Sept. 6 Craig Duncanson acquired from Minnesota for Brian Hunt.
 Sept. 30 Peter Taglianetti traded to Minnesota for future considerations.
 Nov. 7 Don Barber acquired from Minnesota for Doug Smail.
 Nov. 10 Eddie Olczyk and Mark Osborne acquired from Toronto for Dave Ellett and Paul Fenton.
 Dec. 14 Mike Eagles acquired from Chicago for 4th round draft choice (Igor Kravchuk) in 1991.

1991

Jan. 22 Rudy Poeschek acquired from NY Rangers for Guy Larose.
 Feb. 4 Greg Paslawski traded to Buffalo for future considerations.
 Feb. 28 Tom Draper traded to St. Louis for future considerations (Jim Vesey).
 May 21 Bob Joyce, Kent Paynter and Tyler Larter acquired from Washington for Brent Hughes, Craig Duncanson and Simon Wheeldon.
 May 24 Jim Vesey acquired from St. Louis as future considerations in previous trade (Feb. 28, 1991).
 May 24 Tom Draper acquired from St. Louis for future considerations.
 May 30 Tyler Larter claimed by Minnesota in Expansion Draft.
 May 31 Rob Murray and future considerations acquired from Minnesota for 7th round draft choice (Geoff Finch) in 1991 and future considerations.
 June 20 Jim Vesey traded to Boston for future considerations.
 June 22 Tom Draper traded to Buffalo for 7th round draft choice (Artur Oktyabrev) in 1992.
 July 16 Troy Murray and Warren Rychel acquired from Chicago for Bryan Marchment and Chris Norton.
 Oct. 11 Dean Kennedy, Mike Hartman and Darrin Shannon acquired from Buffalo for Dave McLlwain, Gord Donnelly, 5th round draft choice (Yuri Khmylev) in 1992 and future considerations.
 Oct. 15 Tony Joseph traded to Minnesota for Tyler Larter.
 Oct. 22 Sergei Kharin traded to Quebec for Shawn Anderson.
 Oct. 23 Shawn Anderson traded to Washington for future considerations.
 Oct. 29 Petri Skriko acquired from Boston for Brent Ashton.
 Nov. 12 Don Barber claimed on waivers by Quebec.
 Nov. 22 Scott Arniel traded to Boston for future considerations.
 Nov. 26 Mario Marois acquired from St. Louis for future considerations.
 Dec. 30 Tony Joseph and future considerations acquired from Minnesota for Warren Rychel.

1992

Jan. 10 Aaron Broten signed as a free agent.
 Feb. 27 Moe Mantha traded to Philadelphia for future considerations.
 Mar. 2 Mike Lalor acquired from Washington for Paul MacDermid.
 Mar. 10 Lucien DeBlois acquired from Toronto for Mark Osborne.
 June 10 Daniel Berthiaume acquired from Boston for Doug Evans.
 June 15 Christian Ruuttu acquired from Buffalo for Stephane Beauregard.
 June 18 Mike Hartman claimed by Tampa Bay in Expansion Draft.
 June 19 Danton Cole traded to Tampa Bay for future considerations.
 Aug. 6 Alan Kerr signed as a free agent.
 Aug. 10 Stephane Beauregard acquired from Chicago for Christian Ruuttu.
 Aug. 25 Shawn Cronin traded to Quebec for Dan Lambert.
 Oct. 1 Stephane Beauregard traded to Philadelphia for future considerations.
 Oct. 1 John Druce and 4th round draft choice (John Jakopin) in 1993 acquired from Washington for Pat Elynuik.
 Nov. 14 Andy Brickley signed as a free agent.
 Dec. 28 Tie Domi and Kris King acquired from NY Rangers for Eddie Olczyk.

1993

Feb. 20 Mark Osiecki claimed on waivers from Ottawa.
 Feb. 21 Troy Murray traded to Chicago for Steve Bancroft and future considerations.
 Mar. 15 Rights to Dimitri Filimonov traded to Ottawa for 4th round draft choice (Ruslan Batyrshin) in 1993.
 Mar. 20 Mark Osiecki and 10th round draft choice (Bill Lang) in 1993 traded to Minnesota for 9th round draft choice (Vladimir Potatov) in 1993.
 Mar. 22 Dan Ratushny traded to Vancouver for 9th round draft choice (Harijs Vitolinsh) in 1993.
 Mar. 22 Jim Hrivnak and 2nd round draft choice (Alexei Budayev) in 1993 acquired from Washington for Rick Tabaracci.
 June 11 Paul Ysebaert acquired from Detroit for Aaron Ward, 4th round draft choice (John Jakopin) in 1993 and future considerations (Alan Kerr).
 June 11 Stephane Beauregard acquired from Philadelphia for future considerations.
 June 18 Alan Kerr traded to Detroit as future considerations in previous trade (June 11, 1993).
 June 24 Scott Levins and Steve Bancroft claimed by Florida in Expansion Draft.
 June 30 Kris Draper traded to Detroit for future considerations.
 July 8 Darryl Shannon signed as a free agent.
 July 29 Jim Hrivnak traded to St. Louis for 6th round draft choice (Chris Kibermanis) in 1994 and future considerations.
 Aug. 3 Dave Tomlinson acquired from Florida for Jason Cirone.
 Aug. 12 Kevin McClelland acquired from Toronto for cash.
 Sept. 24 Nelson Emerson and Stephane Quintal acquired from St. Louis for Phil Housley.
 Sept. 30 Evgeny Davydov traded to Florida for 4th round draft choice (Adam Copeland) in 1994.
 Sept. 30 Brent Severyn acquired from New Jersey for 6th round draft choice (Ryan Smart) in 1994.
 Oct. 3 Brent Severyn traded to Florida for Milan Tichy.
 Nov. 26 Randy Gilhen and 6th round draft choice (Chris Kibermanis) in 1994 acquired from Florida for Stu Barnes.
 Dec. 5 Fredrik Olausson and a 7th round draft choice (Curtis Sheptak) in 1994 traded to Edmonton for a 3rd round draft choice (Tavis Hansen) in 1994.
 Dec. 9 Craig Fisher acquired from Edmonton for cash.



PLAYER TRANSACTIONS

1994

Feb. 1	Wayne McBean acquired from NY Islanders for Yan Kaminsky.
Mar. 8	Tim Cheveldae and Dallas Drake acquired from Detroit for Bob Essensa and Sergei Bautin.
Mar. 15	Dave Manson and 6th round draft choice (Chris Kibermanis) in 1994 acquired from Edmonton for Boris Mironov, Mats Lindgren, 1st round draft choice (Jason Bonsignore) and 4th round draft choice (Adam Copeland) in 1994.
Mar. 21	Paul Ysebaert traded to Chicago for 3rd round draft choice (Kevin McKay) in 1995.
May 25	Sheldon Kennedy acquired from Detroit for 3rd round draft choice (Darryl Laplante) in 1995.
June 3	Neil Wilkinson acquired from Chicago for 3rd round draft choice (Kevin McKay) in 1995.
July 8	Kevin McClelland traded to Buffalo for future considerations.
Aug. 8	Brent Thompson and future considerations acquired from Los Angeles for rights to Ruslan Batyrshin and 2nd round draft choice (Marian Cisar) in 1996.

1995

Jan. 18	Dean Kennedy claimed by Edmonton in Waiver Draft.
Jan. 18	Sheldon Kennedy claimed by Calgary in Waiver Draft.
Jan. 18	Wayne McBean claimed by Pittsburgh in Waiver Draft.
Jan. 18	Igor Korolev claimed from St. Louis in Waiver Draft.
Jan. 18	Craig Martin claimed on waivers from Detroit.
Mar. 28	Arto Blomsten traded to Los Angeles for 8th round draft choice (Fredrik Loven) in 1995.
Apr. 7	Mike Eastwood and 3rd round draft choice (Brad Isbister) in 1995 acquired from Toronto for Tie Domi.
Apr. 7	Igor Ulanov and Mike Eagles traded to Washington for 3rd round draft choice (Sergei Gusev) and 5th round draft choice (Brian Elder) in 1995.
Apr. 7	Eddie Olczyk acquired from NY Rangers for 5th round draft choice (Alexei Vasiliev) in 1995.
Apr. 7	Greg Brown acquired from Pittsburgh for future considerations.
June 27	Jeff Finley acquired from Philadelphia for Russ Romaniuk.
July 21	Jason Simon signed as a free agent.
July 21	Parris Duffus signed as a free agent.
Aug. 8	Stewart Malgunas signed as a free agent.
Aug. 9	Mike Stapleton signed as a free agent.
Oct. 2	Jim McKenzie claimed from NY Islanders in Waiver Draft.
Oct. 6	Darren Turcotte acquired from Hartford for Nelson Emerson.
Oct. 13	Iain Fraser signed as a free agent.
Oct. 13	Ed Ronan signed as a free agent.
Dec. 14	Tom Draper signed as a free agent.
Dec. 28	Norm Maciver acquired from Pittsburgh for Neil Wilkinson.

1996

Feb. 7	Oleg Tverdovsky, Chad Kilger and 3rd round draft choice (Per-Anton Lundstrom) in 1996 acquired from Anaheim for Teemu Selanne, Marc Chouinard and 4th round draft choice (Kim Staal) in 1996.
Feb. 15	Craig Muni and 1st round draft choice (Daniel Briere) in 1996 acquired from Buffalo for Darryl Shannon and Michal Grosek.
Feb. 15	Denis Chasse acquired from Washington for Stewart Malgunas.
Feb. 27	Dominic Roussel acquired from Philadelphia for Tim Cheveldae and 3rd round draft choice (Chester Gallant) in 1996.
Mar. 18	Craig Janney acquired from San Jose for Darren Turcotte and a 2nd round draft choice (Remi Royer) in 1996.
Mar. 20	Dallas Eakins claimed on waivers from St. Louis.
Mar. 20	Ravil Gusmanov traded to Chicago for 4th round draft choice (Vladimir Antipov) in 1996.
June 22	Mike Gartner acquired from Toronto for 4th round draft choice (Vladimir Antipov) in 1996.
July 2	Darcy Wakaluk signed as a free agent.
July 2	Cliff Ronning signed as a free agent.

July 3	Brad McCrimmon signed as a free agent.
July 15	Jim Johnson signed as a free agent.
Aug. 16	Jeremy Roenick acquired from Chicago for Alexei Zhamnov, Craig Mills and 1st round draft choice (Ty Jones) in 1997.
Aug. 22	Scott Levins signed as a free agent.
Aug. 26	Kevin Dahl signed as a free agent.
Sep. 30	Bob Corkum acquired from Philadelphia in Waiver Draft.
Nov. 12	Mike Hudson signed as a free agent.

1997

Feb. 6	Jayson More acquired from NY Rangers for Mike Eastwood and Dallas Eakins.
Mar. 17	Jocelyn Lemieux signed as a free agent.
Mar. 18	Murray Baron and Chris Murray acquired from Montreal for Dave Manson.
Mar. 18	Gerald Diduck acquired from Hartford for Chris Murray.
Mar. 18	Pat Jablonski acquired from Montreal for Steve Cheredaryk.
May 14	Sean Gagnon signed as a free agent.
July 8	Rick Tocchet signed as a free agent.
Aug. 4	Jeff Christian signed as a free agent.
Aug. 18	John Slaney signed as a free agent.
Sept. 26	Radoslav Suchy signed as a free agent.
Sept. 28	Jimmy Waite claimed from Chicago in Waiver Draft.
Nov. 25	Michel Petit signed as a free agent.

1998

Mar. 4	Keith Carney and Jim Cummins acquired from Chicago for Jayson More and Chad Kilger.
Mar. 24	Mark Janssens acquired from NY Islanders for 9th round draft choice (Jason Doyle) in 1998.
June 11	Louie DeBrusk and 5th round draft choice (Jay Leach) in 1998 acquired from Tampa Bay for Craig Janney.
June 18	J.F. Jomphe acquired from Anaheim for Jim McKenzie.
June 26	John Slaney claimed by Nashville in Expansion Draft.
June 30	Mike Sullivan acquired from Nashville for 7th round draft choice (Kyle Kettles) in 1999.
July 3	Jyrki Lumme signed as a free agent.
July 22	Bryan Helmer signed as a free agent.
Aug. 5	Andrei Vasilyev signed as a free agent.
Aug. 27	Joe Dziedzic signed as a free agent.
Sept. 1	Greg Adams signed as a free agent.
Oct. 31	Cliff Ronning and Richard Lintner traded to Nashville for future considerations.
Dec. 3	Stephen Leach signed as a free agent.
Dec. 19	Bryan Helmer claimed on waivers by St. Louis.

1999

Jan. 13	J.J. Daigneault acquired from Nashville for future considerations.
Mar. 8	Jamie Huscroft acquired from Vancouver for future considerations.
Mar. 11	Mikhail Shtalenkov acquired from Edmonton for 5th round draft choice (Matt Koalska) in 2000.
Mar. 17	Brian Noonan signed as a free agent.
Mar. 20	Robert Reichel, 3rd round draft choice (Jason Jaspers) in 1999, and 4th round draft choice (Preston Mizzi) in 1999 acquired from NY Islanders for Brad Isbister and 3rd round draft choice (Brian Collins) in 1999.
Mar. 23	Stan Neckar acquired from NY Rangers for Jason Doig and 6th round draft choice (Jay Dardis) in 1999.
Apr. 8	David Cullen signed as a free agent.
June 25	Mike Stapleton claimed by Atlanta in Expansion Draft.
June 25	Scott Langkow traded to Atlanta for future considerations.
June 26	Travis Green and 1st round draft choice (Scott Kelman) in 1999 from Anaheim for Oleg Tverdovsky.
June 26	Jim Cummins traded to Montreal for 6th round draft choice (Eric Lewerstrom) in 1999.
July 15	Todd Gill signed as a free agent.
July 16	David Oliver signed as a free agent.



PLAYER TRANSACTIONS

July 16 Jean-Guy Trudel signed as a free agent.
Sept. 5 Bob Essensa signed as a free agent.
Sept. 11 Craig Mills acquired from Chicago for future considerations.
Sept. 27 Kevin Sawyer signed as a free agent.
Nov. 19 Sean Burke and 5th round draft choice (Nate Kiser) in 2000 acquired from Florida for Mikhail Shtalenkov and 4th round draft choice (Chris Eade) in 2000.

2000

Feb. 3 Benoit Hogue signed as a free agent.
Mar. 7 Lyle Odelein acquired from New Jersey for Deron Quint and 3rd round draft choice (Beat Forster) in 2001.
Mar. 8 Mikael Renberg acquired from Philadelphia for Rick Tocchet.
Mar. 13 Philippe Audet acquired from Detroit for Todd Gill.
Mar. 14 Chris Joseph claimed on waivers from Vancouver.
June 23 Dallas Drake and Lyle Odelein claimed by Columbus in Expansion Draft.
June 23 Joé Juneau acquired from Minnesota for Rickard Wallin.
June 24 Brad May acquired from Vancouver for future considerations.
July 7 Landon Wilson signed as a free agent.
Aug. 31 Joel Bouchard signed as a free agent.
Dec. 2 Claude Lemieux signed as a free agent.

2001

Feb. 14 Chris Joseph claimed on waivers by Atlanta.
Mar. 5 Paul Mara, Mike Johnson, Ruslan Zainullin and 2nd round draft choice (Matthew Spiller) in 2001 acquired from Tampa Bay for Nikolai Khabibulin and Stan Neckar.
Mar. 13 Todd Simpson acquired from Florida for 2nd round draft choice (Igor Pohanka) in 2001.
Mar. 13 Michal Handzus, Ladislav Nagy, Jeff Taffe and 1st round draft choice (Ben Eager) in 2002 acquired from St. Louis for Keith Tkachuk.
June 5 Martin Grenier signed as a free agent.
June 12 Danny Markov acquired from Toronto for Travis Green, Robert Reichel and Craig Mills.
June 15 Joé Juneau traded to Montreal for future considerations.
June 18 Todd Warriner acquired from Tampa Bay for Juha Ylonen.
June 19 Keith Carney traded to Anaheim for 2nd round draft choice (Andrei Taratukhin) in 2001.
June 19 Branko Radivojevic signed as a free agent.
June 22 Sergei Berezin acquired from Toronto for Mikael Renberg.
June 23 Tyler Bouck acquired from Dallas for Jyrki Lumme.
July 2 Daymond Langkow acquired from Philadelphia for 2nd round draft choice (Dan Spang) in 2002 and 1st round draft choice (Jeff Carter) in 2003.
Aug. 30 Zac Bierk signed as a free agent.
Dec. 28 Drake Berehowsky and Denis Pederson acquired from Vancouver for Todd Warriner, Trevor Letowski, Tyler Bouck and 3rd round draft choice (Dmitri Pestunov) in 2003.

2002

Jan. 4 Sebastien Bordeleau acquired from Minnesota for David Cullen.
Jan. 25 Andrei Nazarov acquired from Boston for 5th round draft choice (Peter Hamerlik) in 2002.
Jan. 25 Brian Savage, 3rd round draft choice (Matt Jones) in 2002 and future considerations acquired from Montreal for Sergei Berezin.
Mar. 19 Darcy Hordichuk, 4th round draft choice (Lance Monych) in 2002 and 5th round draft choice (John Zeiler) in 2002 acquired from Atlanta for Kirill Safronov, Ruslan Zainullin and 4th round draft choice (Patrick Dwyer) in 2002.
May 23 Michael Schutte signed as a free agent.
June 12 Brian Boucher and 3rd round draft choice (Joe Callahan) in 2002 acquired from Philadelphia for Robert Esche and Michal Handzus.
July 7 Kelly Buchberger signed as a free agent.
July 12 Tony Amonte signed as a free agent.
Oct. 26 Deron Quint signed as a free agent.
Nov. 7 Frank Banham signed as a free agent.

Dec. 19 Paul Ranheim acquired from Philadelphia for a conditional draft choice in 2004.
Dec. 31 Jean-Marc Pelletier and a conditional draft choice acquired from Carolina for Patrick DesRochers.

2003

Jan. 16 Scott Pellerin and a conditional draft choice acquired from Dallas for Claude Lemieux.
Mar. 8 Brad Ference acquired from Florida for Darcy Hordichuk and 2nd round draft choice (Matt Smaby) in 2003.
Mar. 10 Guillaume Lefebvre, 3rd round draft choice (Tyler Redenbach) in 2003 and 2nd round draft choice (Brandon Dubinsky) in 2004 acquired from Philadelphia for Tony Amonte.
Mar. 10 Chris Gratton and 4th round draft choice (Liam Reddox) in 2004 acquired from Buffalo for Daniel Briere and 3rd round draft choice (Andrej Sekera) in 2004.
Mar. 11 Jan Hrdina and Francois Leroux acquired from Pittsburgh for Ramzi Abid, Dan Focht and Guillaume Lefebvre.
Mar. 11 Brad May traded to Vancouver for a conditional draft choice (Dmitri Pestunov) in 2003.
Apr. 10 Mike Stutzel signed as a free agent.
June 21 David Tanabe and Igor Knyazev acquired from Carolina for Danny Markov and 3rd round draft choice (Billy Ryan) in 2004.
June 21 Tyson Nash acquired from St. Louis for 5th round draft choice (Lee Stempniak) in 2003.
July 10 Cale Hulse signed as a free agent.
July 15 Daniel Cleary signed as a free agent.
July 22 Mike Sillinger and a conditional draft choice acquired from Dallas for Teppo Numminen.
July 25 Bryan Helmer acquired from Vancouver for Martin Grenier.
Oct. 3 Todd Simpson claimed by Anaheim in Waiver Draft.
Dec. 30 Ivan Novoseltsev acquired from Florida for future considerations.

2004

Jan. 17 Todd Reirden acquired from Anaheim for future considerations.
Feb. 9 Mike Comrie acquired from Philadelphia for Sean Burke, Branko Radivojevic and Ben Eager.
Feb. 11 Frank Banham removed from reserve list per mutual agreement.
Feb. 22 Landon Wilson traded to Pittsburgh for future considerations.
Mar. 4 Brent Johnson acquired from St. Louis for Mike Sillinger.
Mar. 5 Mike Rupp and 2nd round draft choice (Geoff Paukovich) in 2004 acquired from New Jersey for Jan Hrdina.
Mar. 9 Derek Morris and Keith Ballard acquired from Colorado for Chris Gratton, Ossi Vaananen and 2nd round draft choice (Paul Stastny) in 2005.
Mar. 9 Brian Savage traded to St. Louis for future considerations.
June 26 Jason Chimera and 3rd round draft choice (Vaclav Meidl) in 2004 acquired from Edmonton for 2nd round draft choice (Geoff Paukovich) and 4th round draft choice (Liam Reddox) in 2004.
July 5 Boyd Devereaux signed as a free agent.
July 6 Sean O'Donnell signed as a free agent.
July 6 Radoslav Suchy and 6th round draft choice (Derek Reinhart) in 2005 traded to Columbus for 4th round draft choice (Jeremy Duchesne) in 2005.
July 9 Mike Ricci signed as a free agent.
Aug. 6 Brett Hull signed as a free agent.
Aug. 26 Petr Nedved signed as a free agent.
Aug. 26 Denis Gauthier and Oleg Saprykin acquired from Calgary for Daymond Langkow.
Sept. 15 Olivier Latendresse signed as a free agent.
Nov. 20 Jarrod Skalde acquired on loan from Tampa Bay for loan of Jason Jaspers.



PLAYER TRANSACTIONS

2005

Feb. 10	Jamie Storr acquired on loan from Tampa Bay for loan of Jean-Marc Pelletier.
Aug. 17	Curtis Joseph signed as a free agent.
Aug. 23	Mike Leclerc acquired from Anaheim for a conditional draft choice (Steven Kampfer) in 2007.
Aug. 26	Zbynek Michalek acquired from Minnesota for Erik Westrum and Dustin Wood.
Oct. 8	Geoff Sanderson and Tim Jackman acquired from Columbus for Jason Chimera, Cale Hulse and Mike Rupp.
Oct. 15	Brett Hull retired.
Oct. 18	Jamie Lundmark acquired from NY Rangers for Jeff Taffe.
Nov. 4	Steve Gainey signed as a free agent.
Nov. 5	Yanick Lehoux claimed on waivers from Los Angeles.
Nov. 11	Krystofer Kolanos claimed on waivers by Edmonton.
Nov. 18	Dave Scatchard acquired from Boston for David Tanabe.
Nov. 25	Pascal Rheaume, Ray Schultz and Steven Spencer acquired from New Jersey for Brad Ference.
Nov. 25	Yanick Lehoux claimed on waivers by Los Angeles.
Nov. 28	Mikael Tellqvist acquired from Toronto for Tyson Nash and 4th round draft choice (Matt Frattin) in 2007.
Dec. 19	Krystofer Kolanos claimed on waivers from Edmonton.
Dec. 28	Pavel Brendl acquired from Carolina for Krystofer Kolanos.

2006

Jan. 20	Dennis Seidenberg acquired from Philadelphia for Petr Nedved.
Jan. 24	Jeff Taffe acquired from NY Rangers for Martin Sonnenberg.
Feb. 1	Steven Reinprecht and Philippe Sauve acquired from Calgary for Brian Boucher and Mike Leclerc.
Mar. 9	Joel Perrault acquired from Anaheim for Sean O'Donnell.
Mar. 9	Josh Gratton and two 2nd round draft choices (Cory Emerton and Shawn Matthias) in 2006 acquired from Philadelphia for Denis Gauthier.
Mar. 9	Jamie Rivers acquired from Detroit for 7th round draft choice (Nick Oslund) in 2006.
Mar. 9	Yanick Lehoux acquired from Los Angeles for Tim Jackman.
Mar. 9	Jamie Lundmark traded to Calgary for a 4th round draft choice (Doug Rogers) in 2006.
Mar. 9	Oleg Kvasha and conditional draft choice acquired from NY Islanders for 3rd round choice (Brad Marchand) in 2006.
Mar. 27	Bill Thomas signed as a free agent.
May 5	Patrick Fischer signed as a free agent.
June 26	Nick Boynton and 4th round draft choice (Matt Frattin) in 2007 acquired from Boston for Paul Mara and 3rd round draft choice (Maxime MacEnaver) in 2007.
July 1	Ed Jovanovski signed as a free agent.
July 2	Mike Morrison signed as a free agent.
July 3	Josh Tordjman signed as a free agent.
July 4	Jeremy Roenick signed as a free agent.
July 5	Georges Laraque signed as a free agent.
July 12	Mike Johnson traded to Montreal for a 4th round choice (Vladimir Ruzicka) in 2007.
July 17	Don MacLean signed as a free agent.
July 19	Bryan Helmer signed as a free agent.
July 20	Travis Roche signed as a free agent.
July 21	Mike Zigomanis signed as a free agent.
Aug. 16	Owen Nolan signed as a free agent.
Oct. 29	Yanic Perreault signed as a free agent.
Oct. 31	Joel Perrault claimed on waivers by St. Louis.
Nov. 28	Mikael Tellqvist acquired from Toronto for Tyson Nash and 4th round draft choice in 2007.
Dec. 19	Joel Perrault claimed on waivers from St. Louis.

2007

Jan. 3	Alexei Kaigodorov acquired from Ottawa for Mike Comrie.
Jan. 8	Kevyn Adams acquired from Carolina for Dennis Seidenberg.
Feb. 12	Mathias Tjarnqvist and 1st round draft choice (Riley Nash) in 2007 acquired from Dallas for Ladislav Nagy.
Feb. 27	Brendan Bell and 2nd round draft choice in 2008 from Toronto for Yanic Perreault and 5th round draft choice in 2008.
Feb. 27	Oleg Saprykin and 7th round draft choice (Torrie Jung) in 2007 traded to Ottawa for 2nd round draft choice in 2008.
Feb. 27	Niko Kapanen claimed off waivers from Atlanta.
Feb. 27	Daniel Carcillo and 3rd round draft choice in 2008 acquired from Pittsburgh for Georges Laraque.
Mar. 15	Alex Leavitt signed as a free agent.
July 9	Mike York signed as a free agent.
July 9	Joey Tenute signed as a free agent.
July 9	John DiSalvatore signed as a free agent.
July 13	Tomas Surovy signed as a free agent.
July 19	David Aebischer signed as a free agent.
July 19	Craig Weller signed as a free agent.
July 19	David Schlemko signed as a free agent.
July 20	Matt Murley signed as a free agent.
July 23	Ryan Caldwell signed as a free agent.
Aug. 9	Joel Perrault signed to a one-year contract.
Aug. 11	Radim Vrbata acquired from Chicago for Kevyn Adams.
Aug. 13	Alex Auld signed as a free agent.
Aug. 29	Keith Ballard signed to a two-year contract.
Oct. 8	Freddy Meyer claimed off waivers from NY Islanders.
Nov. 10	Freddy Meyer claimed off waivers by NY Islanders
Nov. 17	Ilya Bryzgalov claimed off waivers from Anaheim.
Nov. 23	David Aebischer loaned to HC Lugano (Swiss National League A).
Dec. 6	Nate DiCasmirro and a 5th round pick in the 2009 NHL Entry Draft acquired from Boston in exchange for Alex Auld.

2008

Jan. 23	Ilya Bryzgalov signed to a three-year contract.
Feb. 8	Pete Vandermeer signed as a free agent.
Feb. 26	Marcel Hossa and Al Montoya acquired from NY Rangers in exchange for Fredrik Sjoström, David LeNeveu, Josh Gratton and a conditional draft pick.
Mar. 31	Kyle Turris signed to entry-level contract.
Apr. 2	Nick Ross signed to entry-level contract.
Apr. 13	Chad Kolarik signed to entry-level contract.
Apr. 14	Kevin Porter signed to entry-level contract.
Apr. 28	Brett MacLean signed to entry-level contract
May 20	Jonas Ahnelov signed to entry-level contract.
June 20	Olli Jokinen acquired from Florida in exchange for Keith Ballard, Nick Boynton and 2nd round draft choice in 2008 .
June 25	Brian McGrattan acquired from Ottawa in exchange for a 5th round pick in 2009.
July 1	Kurt Sauer signed as a free agent.
July 1	Todd Fedoruk signed as a free agent
July 1	Mikkel Boedker signed to entry-level contract.
July 1	Viktor Tikhonov signed to entry-level contract.
July 2	Drew Fata signed as a free agent.
July 2	Derek Nesbitt signed as a free agent.
July 2	David Spina signed as a free agent.
July 2	Al Montoya signed to a two-year contract.
July 3	David Hale signed as a free agent.
July 3	Matt Jones signed a two-year contract.
July 3	Francis Lessard signed as a free agent.
July 3	Brian McGrattan signed a one-year contract.
July 15	Jeff Hoggan signed as a free agent.
July 15	Ryan Lannon signed as a free agent.
July 18	Garth Murray signed as a free agent.



July 22 Daniel Carcillo signed to a two-year contract.
 Aug. 14 Joel Perrault signed to a two-year contract.
 Sept. 12 Sean Zimmerman acquired from New Jersey in exchange for Kevin Cormier
 Oct. 9 Mike Zigomanis traded to Pittsburgh in exchange for future considerations
 Oct. 28 Ken Klee claimed off waivers from Anaheim
 Nov. 3 Alexander Nikulin acquired from Ottawa in exchange for Drew Fata
 Nov. 25 Wyatt Smith acquired from Tampa Bay in exchange for future considerations
 Dec. 3 Joakim Lindstrom acquired from Anaheim in exchange for Logan Stephenson

2009

Mar. 4 Mikael Tellqvist traded to Buffalo in exchange for a 4th round draft choice in 2010
 Mar. 4 Matthew Lombardi, Brandon Prust and a conditional 1st round draft choice acquired from Calgary in exchange for Olli Jokinen and a 3rd round draft choice in 2009
 Mar. 4 Scottie Upshall and a 2nd round draft choice in 2011 acquired from Philadelphia in exchange for Daniel Carcillo
 Mar. 4 Nigel Dawes, Dmitri Kalinin and Petr Prucha acquired from NY Rangers in exchange for Derek Morris
 Mar. 20 Jeff May signed as a free agent; assigned to San Antonio (AHL)
 Apr. 13 Justin Bernhardt signed to entry-level contract
 June 19 Stefan Meyer acquired from Florida in exchange for the rights to Steven Reinprecht
 June 19 Petr Prucha signed to a two-year contract
 June 27 Jim Vandermeer acquired from Calgary in exchange for Brandon Prust
 June 27 Sami Lepisto acquired from Washington in exchange for a 5th round draft choice in 2010
 June 27 Shaun Heshka acquired from Vancouver in exchange for a seventh round draft choice in 2009
 July 1 Vernon Fiddler signed as a free agent
 July 1 Jason LaBarbera signed as a free agent
 July 2 Adrian Aucoin signed as a free agent
 July 13 Lauri Korpikoski acquired from NY Rangers in exchange for Enver Lisin
 July 16 Keith Yandle signed to a two-year contract
 July 21 Radim Vrbata acquired from Tampa Bay in exchange for Todd Fedoruk and David Hale
 July 28 Scottie Upshall signed to a one-year contract
 Sept. 2 Taylor Pyatt signed as a free agent
 Sept. 28 Ryan Hollweg signed as a free agent
 Sept. 28 Matt Watkins signed to entry level contract
 Sept. 29 Robert Lang signed as a free agent
 Sept. 30 Paul Bissonnette claimed off waivers from Pittsburgh
 Oct. 1 Colin Long signed to entry level contract
 Nov. 28 Viktor Tikhonov loaned to Cherepovets (KHL - Russia)
 Dec. 9 Michael Stone signed to entry level contract
 Dec. 21 Anders Eriksson signed to contract

2010

Mar. 3 Wojtek Wolski acquired from Colorado for Peter Mueller and Kevin Porter
 Mar. 3 Derek Morris acquired from Boston for a conditional draft choice in the 2011 Entry Draft
 Mar. 3 Lee Stempniak acquired from Toronto for Matt Jones and a 4th and 7th round choice in the 2010 Entry Draft
 Mar. 3 Mathieu Schneider acquired from Vancouver for Sean Zimmerman and a conditional draft choice in the 2010 Entry Draft
 Mar. 3 Petteri Nokelainen acquired from Anaheim for 6th round draft choice in the 2011 Entry Draft
 Mar. 3 Alexandre Picard acquired from Columbus for Chad Kolarik
 Mar. 3 Miika Wiikman and a 7th round choice in the 2011 Entry Draft acquired from NY Rangers for Anders Eriksson
 Mar. 13 Viktor Tikhonov recalled from Cherepovets (KHL)
 Mar. 31 Chris Summers signed to an entry level contract

PLAYER TRANSACTIONS (CONT'D)

Apr. 2 Mathieu Brodeur signed to an entry level contract
 May 3 Maxim Goncharov signed to entry level contract
 May 13 Acquired a 5th round draft choice in the 2010 Entry Draft from Carolina for the rights to prospect Jared Staal
 May 24 Oliver Ekman-Larsson signed to entry level contract
 June 9 Scottie Upshall signed to a one-year contract
 June 10 David Schlemko signed to a one-year contract
 June 10 Ryan Hollweg signed to a one-year contract
 June 17 Adrian Aucoin signed to a two-year contract
 June 21 Taylor Pyatt signed to a two-year contract
 June 28 Wojtek Wolski signed to a two-year contract
 June 28 Daniel Winnik traded to Colorado for 4th round choice in the 2012 Entry Draft
 June 29 Sami Lepisto signed to one-year contract
 June 30 Patrick O'Sullivan acquired from Edmonton for Jim Vandermeer; O'Sullivan's contract bought out
 July 1 Ray Whitney signed as a free agent
 July 1 Derek Morris signed to a four-year contract
 July 1 Petteri Nokelainen's contract is bought out
 July 2 Andrew Ebbett signed as a free agent
 Sept. Eric Belanger signed as a free agent
 Sept. Lee Stempniak signed to a two-year contract
 Oct. 8 Brandon Gormley signed to an entry-level contract
 Dec. 16 Tom Fenton signed to an emergency contract

2011

Jan. 10 Acquired Michal Rozsival from the New York Rangers in exchange for Wojtek Wolski
 Feb. 9 Acquired a 6th round draft choice in the 2011 Entry Draft from the New York Islanders in exchange for Al Montoya
 Feb. 28 Acquired Rostislav Kleska and Dane Byers from the Columbus Blue Jackets in exchange for Scottie Upshall and Sami Lepisto
 Apr. 2 Andy Miele (Miami, OH) signed to an entry-level contract
 Apr. 6 Mark Visentin signed to an entry-level contract
 Apr. 22 Brett Hextall signed to an entry-level contract
 May 8 Acquired Ethan Werek from the New York Rangers in exchange for Oscar Lindberg
 May 19 Ethan Werek signed to an entry-level contract
 May 20 Petteri Nokelainen signed to a one-year contract
 June 1 Jordan Szwarz signed to an entry-level contract
 June 1 Louis Domingue signed to an entry-level contract
 June 2 Justin Weller signed to an entry-level contract
 June 6 Jason LaBarbera signed to a two-year contract
 June 7 Acquired Matt Clackson, a 3rd round draft choice in the 2012 Entry Draft and future considerations from the Philadelphia Flyers in exchange for the negotiating rights to Ilya Bryzgalov
 July 1 Mike Smith signed as a free agent
 July 1 Raffi Torres signed as a free agent
 July 1 Boyd Gordon signed as a free agent
 July 1 Radim Vrbata re-signed to a three-year contract
 July 2 Alex Bolduc signed as a free agent
 July 4 Curtis McElhinney signed as a free agent
 July 4 Tyler Eckford signed as a free agent
 July 5 Keith Yandle re-signed to a five-year contract
 July 6 Dean Arsene signed as a free agent
 July 6 Nathan Oystreck signed as a free agent
 July 6 Matt Watkins re-signed to a one-year contract
 July 19 Kyle Chipchura signed as a free agent
 July 19 Marc-Antoine Pouliot signed to a one-year contract
 July 19 Mathieu Beaudoin signed to a one-year contract
 July 19 Brett MacLean signed to a one-year contract
 July 20 Lauri Korpikoski re-signed to a two-year contract
 July 27 Justin Pogge signed to a one-year contract
 July 28 Connor Murphy signed to an entry-level contract



PLAYER TRANSACTIONS (CONT'D)

Aug. 4	Patrick O'Sullivan signed to a one-year contract
Aug. 10	Viktor Tikhonov signed to a one-year contract
Aug. 18	Mikkel Boedker re-signed to a two-year contract
Aug. 29	Acquired Daymond Langkow from the Calgary Flames in exchange for Lee Stempniak
Sept. 8	Marc Cheverie acquired from the Florida Panthers in exchange for Justin Bernhardt
Oct. 5	Paul Bissonnette signed to a two-year contract extension
Oct. 6	Martin Hanzal signed to a five-year contract extension
Oct. 23	Brock Trotter and a 7th round choice in the 2012 Entry Draft acquired from the Montreal Canadiens in exchange for Petteri Nokelainen and Garrett Stafford
Oct. 28	Cal O'Reilly acquired from the Nashville Predators in exchange for a 4th round selection in the 2012 Entry Draft
Nov. 22	Kyle Turris re-signed to a multi-year contract
Dec. 17	David Rundblad and a 2nd round selection in the 2012 Entry Draft acquired from the Ottawa Senators in exchange for Kyle Turris

2012

Jan. 2	Raffi Torres suspended two games
Jan. 10	Gilbert Brule claimed off re-entry waivers from the Edmonton Oilers
Jan. 12	Cal O'Reilly placed on waivers
Feb. 1	Cal O'Reilly claimed on re-entry waivers by the Pittsburgh Penguins
Feb. 22	Antoine Vermette acquired from the Columbus Blue Jackets in exchange for a 2nd round selection (previously acquired from OTT) in the 2012 Entry Draft, a 5th round selection the 2013 Entry Draft and goaltender Curtis McElhinney
Mar. 2	Brendan Shinnimin signed to a three-year entry level contract
Mar. 21	Shane Doan suspended three games
Mar. 23	Scott Arnold signed to a two-year entry level contract
Mar. 29	Chris Brown signed to a three-year entry level contract
Mar. 29	Mike Lee signed to a three-year entry level contract
Apr. 21	Raffi Torres suspended 25 games
Apr. 30	Mark Louis signed to a one-year contract
May 29	Phil Lane signed to a three-year entry level contract
June 22	Zbynek Michalek acquired from the Pittsburgh Penguins in exchange for defenseman Harrison Ruopp, goaltender Marc Cheverie and the 81st selection in the 2012 Entry Draft
June 29	Andy Miele re-signed to a one-year contract
July 1	David Moss signed to a two-year contract
July 1	Chad Johnson signed to a one-year contract
July 2	Alexandre Bolduc re-signed to a one-year contract
July 2	Chris Conner signed to a one-year contract
July 2	Raffi Torres' suspension reduced to 21 games
July 3	Rob Klinkhammer signed to a one-year contract
July 4	Steve Sullivan signed to a one-year contract
July 6	Kyle Chipchura re-signed to a one-year contract
July 11	Joel Rechlicz signed to a one-year contract
July 12	Nick Johnson signed to a one-year contract
July 18	Chris Summers re-signed to a one-year contract
Sept. 14	Shane Doan re-signed to a four-year contract



GENERAL MANAGERS

YEAR	NAME	GAMES	RECORD	PTS
1979-80	John Ferguson	80	20-49-11	51
1980-81	John Ferguson	80	9-57-14	32
1981-82	John Ferguson	80	33-33-14	80
1982-83	John Ferguson	80	33-39-8	74
1983-84	John Ferguson	80	31-38-11	73
1984-85	John Ferguson	80	43-27-10	96
1985-86	John Ferguson	80	26-47-7	59
1986-87	John Ferguson	80	40-32-8	88
1987-88	John Ferguson	80	33-36-11	77
1988-89	John Ferguson	22	10-8-4	24
	Mike Smith	58	16-34-8	40
1989-90	Mike Smith	80	37-32-11	85
1990-91	Mike Smith	80	26-43-11	63
1991-92	Mike Smith	80	33-32-15	81
1992-93	Mike Smith	84	40-37-7	87
1993-94	Mike Smith	48	17-26-5	39
	John Paddock	36	7-25-4	18
1994-95	John Paddock	48	16-25-7	39
1995-96	John Paddock	82	36-40-6	78
1996-97	John Paddock	29	10-15-4	24
	Bobby Smith	53	28-22-3	59
1997-98	Bobby Smith	82	35-35-12	82
1998-99	Bobby Smith	82	39-31-12	90
*1999-00	Bobby Smith	82	39-31-8-4	90
2000-01	Bobby Smith	58	27-17-12-2	68
	Cliff Fletcher	24	8-10-5-1	22
2001-02	Michael Barnett	82	40-27-9-6	95
2002-03	Michael Barnett	82	31-35-11-5	78
2003-04	Michael Barnett	82	22-36-18-6	68
2005-06	Michael Barnett	82	38-39-5	81
2006-07	Michael Barnett	82	31-46-5	67
2007-08	Don Maloney	82	38-37-7	83
2008-09	Don Maloney	82	36-39-7	79
2009-10	Don Maloney	82	50-25-7	107
2010-11	Don Maloney	82	43-26-13	99
2011-12	Don Maloney	82	42-27-13	97

*Records for '99-00 are "adjusted" to reflect overtime losses instead of regulation ties.

HEAD COACHES

YEAR	NAME	GAMES	RECORD	PTS
1979-80	Tom McVie	77	19-47-11	49
	Bill Sutherland	3	1-2-0	2
	Tom McVie	28	1-20-7	9
	Bill Sutherland	29	6-20-3	15
1980-81	Mike Smith	23	2-17-4	8
	Tom Watt	80	33-33-14	80
	Tom Watt	80	33-39-8	74
	Tom Watt	21	6-13-2	14
1981-82	Barry Long	59	25-25-9	59
	Barry Long	80	43-27-10	96
	Barry Long	66	19-41-6	44
	John Ferguson	14	7-6-1	15
1986-87	Dan Maloney	80	40-32-8	88
1987-88	Dan Maloney	80	33-36-11	77
1988-89	Dan Maloney	52	18-25-9	45
	Rick Bowness	28	8-17-3	19
1989-90	Bob Murdoch	80	37-32-11	85
1990-91	Bob Murdoch	80	26-43-11	63
1991-92	John Paddock	80	33-32-15	81
1992-93	John Paddock	84	40-37-7	87
1993-94	John Paddock	84	24-51-9	57
1994-95	John Paddock	33	9-18-6	24
	Terry Simpson	15	7-7-1	15
1995-96	Terry Simpson	82	36-40-6	78
1996-97	Don Hay	82	38-37-7	83
1997-98	Jim Schoenfeld	82	35-35-12	82
1998-99	Jim Schoenfeld	82	39-31-12	90
*1999-00	Bob Francis	82	39-31-8-4	90
2000-01	Bob Francis	82	35-27-17-3	90
2001-02	Bob Francis	82	40-27-9-6	95
2002-03	Bob Francis	82	31-35-11-5	78
2003-04	Bob Francis	62	20-24-15-3	58
	Rick Bowness	20	2-12-3-3	10
2005-06	Wayne Gretzky	82	38-39-5	81
2006-07	Wayne Gretzky	82	31-46-5	67
2007-08	Wayne Gretzky	82	38-37-7	83
2008-09	Wayne Gretzky	82	36-39-7	79
2009-10	Dave Tippett	82	50-25-7	107
2010-11	Dave Tippett	82	43-26-13	99
2011-12	Dave Tippett	82	42-27-13	97

*Records for '99-00 are "adjusted" to reflect overtime losses instead of regulation ties.

GENERAL MANAGER
FRANCHISE TOTALS

NAME	GAMES	RECORD	PTS	PT%
John Ferguson	742	278-366-98	654	.441
Mike Smith	430	169-204-57	395	.459
Don Maloney	410	209-154-47	465	.567
Michael Barnett	410	162-183-38-27	389	.474
Bobby Smith	357	168-136-47-6	389	.545
John Paddock	195	69-105-21	159	.408
Cliff Fletcher	24	8-10-5-1	22	.458

HEAD COACH
FRANCHISE TOTALS

NAME	GAMES	RECORD	PTS	PT%
Bob Francis	390	165-144-60-21	411	.527
Wayne Gretzky	328	143-161-24	310	.473
John Paddock	281	106-138-37	249	.443
Dave Tippett	246	135-78-33	303	.616
Dan Maloney	212	91-93-28	210	.495
Barry Long	205	87-93-25	199	.485
Tom Watt	181	72-85-24	168	.464
Jim Schoenfeld	164	74-66-24	172	.524
Bob Murdoch	160	63-75-22	148	.463
Tom McVie	105	20-67-18	58	.276
Terry Simpson	97	43-47-7	93	.479
Don Hay	82	38-37-7	83	.506
Rick Bowness	48	10-29-6-3	29	.302
Bill Sutherland	32	7-22-3	17	.266
Mike Smith	23	2-17-4	8	.174
John Ferguson	14	7-6-1	15	.536



ASSISTANT COACHES

YEAR	NAME
1979-80	Bill Sutherland
1980-81	Bill Sutherland
1981-82	Bill Sutherland
1982-83	Bill Sutherland
1983-84	Bill Sutherland, Barry Long, Rick Bowness
1984-85	Bill Sutherland, Rick Bowness
1985-86	Bill Sutherland, Rick Bowness
1986-87	Bill Sutherland, Rick Bowness
1987-88	Bill Sutherland, Rick St. Croix, Bruce Southern
1988-89	Bill Sutherland, Rick St. Croix, Bruce Southern
1989-90	Alpo Suhonen, Clare Drake
1990-91	Clare Drake, Terry Simpson
1991-92	Terry Simpson, Glen Williamson, *Dave Prior
1992-93	Terry Simpson, Glen Williamson, Alpo Suhonen
1993-94	Andy Murray, Zinetula Bilyaletdinov , *Pete Peeters
1994-95	Andy Murray, Terry Simpson, Zinetula Bilyaletdinov, *Pete Peeters
1995-96	Perry Pearn, Randy Carlyle, *Pete Peeters
1996-97	Zinetula Bilyaletdinov, Paul MacLean, *Pete Peeters
1997-98	John Tortorella, Gordie Roberts, *Benoit Allaire
1998-99	John Tortorella, Gordie Roberts, *Benoit Allaire
1999-00	Rick Bowness, Wayne Fleming, *Benoit Allaire
2000-01	Rick Bowness, Pat Conacher, *Benoit Allaire
2001-02	Rick Bowness, Pat Conacher, *Benoit Allaire
2002-03	Rick Bowness, Pat Conacher, *Benoit Allaire
2003-04	Rick Bowness, Pat Conacher, Tom Kurvers, *Benoit Allaire
2005-06	Rick Tocchet, Barry Smith, Rick Bowness, *Grant Fuhr
2006-07	Barry Smith, Ulf Samuelsson, *Grant Fuhr
2007-08	Ulf Samuelsson, Rick Tocchet, *Grant Fuhr
2008-09	Ulf Samuelsson, Doug Sulliman, *Grant Fuhr
2009-10	Ulf Samuelsson, Dave King, Doug Sulliman, *Sean Burke
2010-11	Ulf Samuelsson, Dave King, Doug Sulliman, *Sean Burke
2011-12	Jim Playfair, John Anderson, *Sean Burke

* = Goaltending coach

CAPTAINS

YEAR	NAME
1979-80	Lars Erik Sjöberg
1980-81	Morris Lukowich
	Scott Campbell (14 games)
1981-82	Dave Christian
	Barry Long (5 games)
1982-83	Dave Christian
	Lucien DeBlois (22 games)
1983-84	Lucien DeBlois
1984-85	Dale Hawerchuk
1985-86	Dale Hawerchuk
1986-87	Dale Hawerchuk
1987-88	Dale Hawerchuk
1988-89	Dale Hawerchuk
1989-90	Thomas Steen, Dale Hawerchuk & Randy Carlyle (Co captains)
1990-91	Thomas Steen & Randy Carlyle (Co captains)
1991-92	Troy Murray
1992-93	Troy Murray
	Dean Kennedy
1993-94	Dean Kennedy
	Keith Tkachuk
1994-95	Keith Tkachuk
1995-96	Kris King
1996-97	Keith Tkachuk
1997-98	Keith Tkachuk
1998-99	Keith Tkachuk
1999-00	Keith Tkachuk
2000-01	Keith Tkachuk (64 games)
2001-02	Teppo Numminen
2002-03	Teppo Numminen
2003-04	Shane Doan
2005-06	Shane Doan
2006-07	Shane Doan
2007-08	Shane Doan
2008-09	Shane Doan
2009-10	Shane Doan
2010-11	Shane Doan
2011-12	Shane Doan

HOME ATTENDANCE

SEASON	GAMES	TOTAL	AVERAGE	SEASON	GAMES	TOTAL	AVERAGE
1979-80	40	527,722	13,193	1995-96	41	463,961	11,316
1980-81	40	523,975	13,099	1996-97	41	639,087	15,587
1981-82	40	528,634	13,216	1997-98	41	631,621	15,405
1982-83	40	511,644	12,791	1998-99	41	637,467	15,548
1983-84	40	482,167	12,054	1999-00	41	614,644	14,991
1984-85	40	510,633	12,766	2000-01	41	583,194	14,224
1985-86	40	547,778	13,694	2001-02	41	539,770	13,165
1986-87	40	543,703	13,593	2002-03	41	542,404	13,229
1987-88	40	507,066	12,677	2003-04	41	634,152	15,467
1988-89	40	512,635	12,816	2005-06	41	638,871	15,582
1989-90	40	524,016	13,100	2006-07	41	614,519	14,988
1990-91	40	517,246	12,931	2007-08	41	607,538	14,818
1991-92	40	519,625	12,991	2008-09	41	609,507	14,866
1992-93	41	555,809	13,556	2009-10	41	491,558	11,989
1993-94	41	545,198	13,298	2010-11	40	487,543	12,189
1994-95	24	311,822	12,993	2011-12	41	509,241	12,421
TOTALS				1281		17,414,750	13,595

1979-1996 - Winnipeg

1996-Present - Phoenix



NHL ALL-STAR GAME

YEAR	POSITION	PLAYER
1980	Left Wing	Morris Lukowich
1981	Left Wing	Morris Lukowich
1982	Center	Dale Hawerchuk
1983	Defenseman	Dave Babych
1984	Defenseman	Dave Babych
1985	Defenseman	Randy Carlyle
	Center	Dale Hawerchuk
	Right Wing	Paul MacLean
1986	Center	Dale Hawerchuk
1987	Center	Dale Hawerchuk
1988	Center	Dale Hawerchuk
1989	Defenseman	Dave Ellett
1990	Center	Thomas Steen
		(represented by LW Doug Smail)
1991	Defenseman	Phil Housley
1992	Defenseman	Phil Housley
1993	Defenseman	Randy Carlyle
	Defenseman	Phil Housley
	Right Wing	Teemu Selanne
1994	Right Wing	Teemu Selanne
1996	Right Wing	Teemu Selanne
1997	Defenseman	Oleg Tverdovsky
	Left Wing	Keith Tkachuk
1998	Left Wing	Keith Tkachuk (North America)
	Goaltender	Nikolai Khabibulin (World)

YEAR	POSITION	PLAYER
1999	Center	Jeremy Roenick (North America)
	Left Wing	Keith Tkachuk (North America)
	Goaltender	Nikolai Khabibulin (World)
	Defenseman	Teppo Numminen (World)
	Coach	Jim Schoenfeld (North America)
2000	Center	Jeremy Roenick (North America)
	Defenseman	Teppo Numminen (World)
2001	Goaltender	Sean Burke (North America)
	Defenseman	Teppo Numminen (World)
2002	Goaltender	Sean Burke (North America)
2003	No Representatives	
2004	Right Wing	Shane Doan
2007	Center	Yanic Perreault
	Defenseman	Ed Jovanovski
2008	Defenseman	Ed Jovanovski
2009	Left Wing	Shane Doan
2011	Defenseman	Keith Yandle
2012	Defenseman	Keith Yandle
1987	<i>Rendez-Vous '87 replaces NHL All-Star Game</i>	
1995	<i>No NHL All-Star Game due to shortened season</i>	
1998	<i>NHL All-Star Game format changes to North America vs. the World</i>	
2003	<i>NHL All-Star Game format changes to Eastern Conference vs. Western Conference</i>	
2005	<i>No NHL All-Star Game due to cancelled 2004-05 season</i>	
2006	<i>No NHL All-Star Game due to 2006 Olympic Winter Games</i>	
2010	<i>No NHL All-Star Game due to 2010 Olympic Winter Games</i>	

YOUNG STARS / ALL STARS / ALL ROOKIE TEAM

YOUNG STARS GAME

YEAR	POSITION	PLAYER
2002	Center	Krystofer Kolanos
		(represented by D Paul Mara)
2003	Defenseman	Ossi Vaananen
	Right Wing	Branko Radivojevic
2004	No Representatives	
2007	No Representatives	
2008	Center	Peter Mueller
2009	Right Wing	Mikkel Boedker
2011	Defenseman	Oliver Ekman-Larsson

*NHL Young Stars Game began in the 2001-02 season

2005 *No NHL Young Stars Game due to cancelled 2004-05 season*
 2006 *No NHL Young Stars Game due to 2006 Olympic Winter Games*
 2010 *No NHL Young Stars Game due to 2010 Olympic Winter Games*

ALL STAR TEAMS (POSTSEASON)

YEAR	POS.	PLAYER	TEAM
1984-85	C	Dale Hawerchuk	Second Team
1991-92	D	Phil Housley	Second Team
1992-93	RW	Teemu Selanne	First Team
1994-95	C	Alexei Zhamnov	Second Team
	LW	Keith Tkachuk	Second Team
2009-10	G	Ilya Bryzgalov	Second Team
2011-12	LW	Ray Whitney	Second Team

ALL ROOKIE TEAMS

YEAR	POS.	PLAYER
1987-88	LW	Iain Duncan
1989-90	G	Bob Essensa
1992-93	RW	Teemu Selanne
1993-94	D	Boris Mironov

*NHL All-Rookie Teams began in the 1982-83 season



NHL AWARD WINNERS

**HART TROPHY**

YEAR	POS.	PLAYER	WINNER
1985	C	Dale Hawerchuk	Runner-Up

**VEZINA TROPHY**

YEAR	POS.	PLAYER	WINNER
2010	G	Ilya Bryzgalov	Runner-Up

**CALDER TROPHY**

YEAR	POS.	PLAYER	WINNER
1982	C	Dale Hawerchuk	Winner
1993	RW	Teemu Selanne	Winner

**KING CLANCY TROPHY**

YEAR	POS.	PLAYER	WINNER
1996	LW	Kris King	Winner
2010	RW	Shane Doan	Winner

**LESTER PATRICK TROPHY**

YEAR	POS.	PLAYER	WINNER
1995	LW	Brian Mullen	Winner

**JACK ADAMS AWARD**

YEAR	COACH	WINNER
1982	Tom Watt	Winner
1985	Barry Long	Runner-Up
1990	Bob Murdoch	Winner
2002	Bob Francis	Winner
2010	Dave Tippett	Winner

**LESTER B. PEARSON AWARD**

YEAR	POS.	PLAYER	WINNER
2002	G	Sean Burke	Finalist

**MARK MESSIER LEADERSHIP AWARD**

YEAR	POS.	PLAYER	WINNER
2010	RW	Shane Doan	Finalist
2011	RW	Shane Doan	Finalist
2012	RW	Shane Doan	Winner

GENERAL MANAGER OF THE YEAR AWARD

YEAR	EXECUTIVE	WINNER
2010	Don Maloney	Winner

NHL PLAYER OF THE WEEK

YEAR	WEEK OF	POS.	WINNER
1980-81	Feb. 16	C	Dave Christian
1981-82	Mar. 8	G	Doug Soetaert
	Mar. 22	G	Ed Staniowski
1984-85	Mar. 18	G	Brian Hayward
1986-87	Nov. 16	G	Eldon Reddick
	Mar. 1	C	Dale Hawerchuk
1987-88	Feb. 7	C	Dale Hawerchuk
1988-89	Nov. 20	G	Alain Chevrier
1989-90	Jan. 1	G	Bob Essensa
1990-91	Nov. 4	G	Bob Essensa
	Feb. 3	C	Thomas Steen
1991-92	Nov. 17	G	Bob Essensa
	Feb. 2	G	Bob Essensa
1992-93	Mar. 1	C	Thomas Steen
1993-94	Oct. 25	RW	Teemu Selanne
	Dec. 6	LW	Keith Tkachuk
1995-96	Apr. 1	LW	Keith Tkachuk
1996-97	Mar. 10	G	Nikolai Khabibulin
	Apr. 7	LW	Keith Tkachuk
1997-98	Dec. 15	RW	Mike Gartner
1998-99	Nov. 9-15	G	Jimmy Waite
1999-00	Nov. 22-28	C	Jeremy Roenick
2002-03	Dec. 30-Jan. 5	G	Sean Burke
2003-04	Dec. 29-Jan. 4	G	Brian Boucher
2003-04	Jan. 5-Jan. 11	G	Brian Boucher
2005-06	Mar. 27-Apr. 2	C	Steven Reinprecht
2009-10	Oct. 12-Oct. 18	G	Ilya Bryzgalov
2009-10	Jan. 25-Jan. 31	LW	Shane Doan
2011-12	Feb. 6-12	G	Mike Smith
2011-12	Apr. 2-8	G	Mike Smith

*NHL Player of the Week began in the 1980-81 season

NHL PLAYER OF THE MONTH

YEAR	MONTH	POS	WINNER
1984-85	Mar./Apr.	G	Brian Hayward
1992-93	January	RW	Teemu Selanne
1999-00	October	G	Mikhail Shtalenkov
2000-01	October	G	Sean Burke
2001-02	March	G	Sean Burke
2009-10	March	RW	Lee Stempniak
2011-12	February	G	Mike Smith

*NHL Player of the Month began in the 1980-81 season

NHL ROOKIE OF THE MONTH

YEAR	MONTH	POS	WINNER
1986-87	January	G	Daniel Berthiaume
1992-93	October	RW	Teemu Selanne
	January	RW	Teemu Selanne
	Mar./Apr.	RW	Teemu Selanne
1999-00	January	C	Trevor Letowski
2001-02	November	C	Krystofer Kolanos
2007-08	January	C	Peter Mueller

*NHL Rookie of the Month began in the 1983-84 season



COYOTES TEAM AWARD WINNERS

TEAM MVP

YEAR	POS	WINNER
1996-97	LW	Keith Tkachuk
1997-98	LW	Keith Tkachuk
1998-99	G	Nikolai Khabibulin
1999-00	C	Jeremy Roenick
2000-01	G	Sean Burke
2001-02	G	Sean Burke
2002-03	RW	Mike Johnson
2003-04	RW	Shane Doan
2005-06	G	Curtis Joseph
2006-07	RW	Shane Doan
2007-08	RW	Shane Doan
2008-09	LW	Shane Doan
2009-10	G	Ilya Bryzgalov
2010-11	G	Ilya Bryzgalov
2011-12	G	Mike Smith

MAN OF THE YEAR

YEAR	POS	WINNER
1996-97	LW	Kris King
1997-98	LW	Jim McKenzie
1998-99	C	Jeremy Roenick
1999-00	C	Jeremy Roenick
2000-01	LW	Brad May
2001-02	RW	Landon Wilson
2002-03	RW	Landon Wilson
2003-04	RW	Shane Doan
	LW	Tyson Nash
2005-06	D	Keith Ballard
	RW	Fredrik Sjostrom
2006-07	LW	Josh Gratton
2007-08	D	Derek Morris
2008-09	D	Kurt Sauer
2009-10	D	Jim Vandermeer
2010-11	C	Vernon Fiddler
2011-12	G	Jason LaBarbera

JUKKA NIEMENAN
MEMORIAL TROPHY

YEAR	POS	WINNER
1996-97	RW	Dallas Drake
1997-98	RW	Dallas Drake
1998-99	RW	Rick Tocchet
1999-00	RW	Shane Doan
2000-01	C	Mike Sullivan
2001-02	RW	Shane Doan
2002-03	RW	Shane Doan
2003-04	D	Cale Hulse
2005-06	D	Keith Ballard
2006-07	D	Keith Ballard
2007-08	RW	Shane Doan
2008-09	D	Zbynek Michalek
2009-10	C	Vernon Fiddler
2010-11	LW	Lauri Korpikoski
2011-12	RW	Shane Doan

LEADING SCORER

YEAR	POS	WINNER
1996-97	LW	Keith Tkachuk
1997-98	LW	Keith Tkachuk
1998-99	C	Jeremy Roenick
1999-00	C	Jeremy Roenick
2000-01	C	Jeremy Roenick
2001-02	C	Daymond Langkow
2002-03	RW	Mike Johnson
2003-04	RW	Shane Doan
2005-06	RW	Shane Doan
2006-07	RW	Shane Doan
2007-08	RW	Shane Doan
2008-09	LW	Shane Doan
2009-10	RW	Wojtek Wolski
2010-11	RW	Shane Doan
2011-12	LW	Ray Whitney

THREE-STAR AWARD

YEAR	POS	WINNER
1996-97	LW	Keith Tkachuk
1997-98	LW	Keith Tkachuk
1998-99	LW	Keith Tkachuk
1999-00	LW	Keith Tkachuk
2000-01	G	Sean Burke
2001-02	G	Sean Burke
2002-03	LW	Ladislav Nagy
2003-04	RW	Shane Doan
2005-06	G	Curtis Joseph
2006-07	RW	Shane Doan
2007-08	G	Ilya Bryzgalov
2008-09	LW	Shane Doan
2009-10	G	Ilya Bryzgalov
2010-11	G	Ilya Bryzgalov
2011-12	G	Mike Smith

HOCKEY HALL OF FAME

HHOF MEMBER	YEAR INDUCTED	FRANCHISE AFFILIATION
Bobby Hull	1983 as Player	Player, 1979-80
Wayne Gretzky	1999 as Player	Managing Partner-Head Coach, 2001-2009
Dale Hawerchuk	2001 as Player	Player, 1981-82 to 1989-90
Mike Gartner	2001 as Player	Player, 1996-97 to 1997-98
Grant Fuhr	2003 as Player	Goaltending Coach, 2004-2010
Cliff Fletcher	2004 as Builder	Senior Executive VP, 2001-2007
Paul Coffey	2004 as Player	Special Teams Consultant, 2002-2005
Brett Hull	2009 as Player	Player, 2005-06

OLYMPIC GAMES

YEAR	POS.	PLAYER	COUNTRY	FINISH	YEAR	POS.	PLAYER	COUNTRY	FINISH
1980	C	Dave Christian	USA	Gold	1994	LW	Ravil Gusmanov	Russia	4th
	LW	Bengt Lundholm	Sweden	Bronze	1998	LW	Keith Tkachuk	USA	6th
	D	Don Spring	Canada	6th		C	Jeremy Roenick	USA	6th
	D	Tim Watters	Canada	6th		D	Teppo Numminen	Finland	Bronze
1984	LW	Anssi Melametsa	Finland	6th		C	Juha Ylonen	Finland	Bronze
	G	Marc Behrend	USA	7th	2002	D	Danny Markov	Russia	Bronze
1988	D	Tim Watters	Canada	4th		D	Teppo Numminen	Finland	6th
	D	Teppo Numminen	Finland	Silver		D	Ossi Vaananen	Finland	6th
	D	Guy Gosselin	USA	7th		C	Michal Handzus	Slovakia	13th
1992	LW	Petri Skriko	Finland	7th	2006	RW	Shane Doan	Canada	7th
	G	Nikolai Khabibulin	Russia	Gold		D	Dennis Seidenberg	Germany	9th
	D	Sergei Bautin	Russia	Gold	2010	G	Ilya Bryzgalov	Russia	7th
	LW	Evgeny Davydov	Russia	Gold		D	Sami Lepisto	Finland	Bronze
	C	Alexei Zhamnov	Russia	Gold		D	Zbynek Michalek	Czech Republic	5th
	LW	Keith Tkachuk	USA	4th					
	D	Moe Mantha	USA	4th					
	RW	Teemu Selanne	Finland	7th					
	RW	Hannu Jarvenpaa	Finland	7th					



OPENING GAMES

SEASON OPENERS

SEASON	SITE	DATE	OPP.	RESULT
1979-80	Road	Oct. 10	at Pittsburgh	4-2 L
1980-81	Road	Oct. 10	at Washington	4-1 L
1981-82	Home	Oct. 6	vs Toronto	6-1 L
1982-83	Home	Oct. 6	vs Minnesota	5-4 L
1983-84	Home	Oct. 5	vs Detroit	6-6 T
1984-85	Home	Oct. 14	vs Toronto	5-2 W
1985-86	Road	Oct. 10	at Edmonton	4-3 L
1986-87	Home	Oct. 9	vs Buffalo	3-2 W
1987-88	Road	Oct. 10	at Calgary	5-1 W
1988-89	Road	Oct. 6	at Vancouver	2-2 T
1989-90	Home	Oct. 6	vs NY Rangers	4-1 L
1990-91	Home	Oct. 4	vs Toronto	7-1 W
1991-92	Home	Oct. 4	vs Los Angeles	6-3 L
1992-93	Home	Oct. 6	vs Detroit	4-1 W
1993-94	Home	Oct. 6	vs Washington	6-4 W
1994-95	Home	Jan. 20	vs Calgary	3-3 T

SEASON	SITE	DATE	OPP.	RESULT
1995-96	Home	Oct. 7	vs Dallas	7-5 W
1996-97	Road	Oct. 5	at Hartford	1-0 L
1997-98	Home	Oct. 1	vs Chicago	6-2 W
1998-99	Home	Oct. 11	vs Ottawa	4-1 L
1999-00	Road	Oct. 2	at St. Louis	2-1 W
2000-01	Home	Oct. 5	vs St. Louis	4-1 W
2001-02	Road	Oct. 4	at Los Angeles	2-2 T
2002-03	Road	Oct. 9	at Los Angeles	4-1 L
2003-04	Home	Oct. 10	vs St. Louis	2-1 W
2005-06	Road	Oct. 5	at Vancouver	3-2 L
2006-07	Home	Oct. 5	vs NY Islanders	6-3 W
2007-08	Home	Oct. 4	vs St. Louis	3-2 W
2008-09	Home	Oct. 11	vs Columbus	3-1 W
2009-10	Road	Oct. 3	at Los Angeles	6-3 W
*2010-11	Road	Oct. 9	at Boston	5-2 W
2011-12	Road	Oct. 8	at San Jose	6-3 L

RECORD: 16-12-4-0

** Game played at O2 Arena in Prague, CZE as part of the 2010 Compuware NHL Premiere Series*

HOME OPENERS

SEASON	DATE	OPPONENT	RESULT
1979-80	Oct. 14	vs Colorado	4-2 W
1980-81	Oct. 17	vs Chicago	6-2 W
1981-82	Oct. 6	vs Toronto	6-1 L
1982-83	Oct. 6	vs Minnesota	5-4 L
1983-84	Oct. 5	vs Detroit	6-6 T
1984-85	Oct. 14	vs Toronto	5-2 W
1985-86	Oct. 13	vs Quebec	5-2 L
1986-87	Oct. 9	vs Buffalo	3-2 W
1987-88	Oct. 12	vs Calgary	3-2 W
1988-89	Oct. 14	vs Vancouver	4-3 W
1989-90	Oct. 6	vs NY Rangers	4-1 L
1990-91	Oct. 4	vs Toronto	7-1 W
1991-92	Oct. 4	vs Los Angeles	6-3 L
1992-93	Oct. 6	vs Detroit	4-1 W
1993-94	Oct. 6	vs Washington	6-4 W
1994-95	Jan. 20	vs Calgary	3-3 T

SEASON	DATE	OPPONENT	RESULT
1995-96	Oct. 7	vs Dallas	7-5 W
1996-97	Oct. 10	vs San Jose	4-1 W
1997-98	Oct. 1	vs Chicago	6-2 W
1998-99	Oct. 11	vs Ottawa	4-1 L
1999-00	Oct. 5	vs Anaheim	4-0 W
2000-01	Oct. 5	vs St. Louis	4-1 W
2001-02	Oct. 13	vs Washington	5-2 W
2002-03	Oct. 12	vs Dallas	5-2 L
2003-04	Oct. 10	vs St. Louis	2-1 W
2005-06	Oct. 8	vs Minnesota	2-1 W
2006-07	Oct. 5	vs NY Islanders	6-3 W
2007-08	Oct. 4	vs St. Louis	3-2 W
2008-09	Oct. 11	vs Columbus	3-1 W
2009-10	Oct. 10	vs Columbus	2-0 L
2010-11	Oct. 16	vs Detroit	2-1 OTL
2011-12	Oct. 15	vs Winnipeg	4-1 W

RECORD: 21-8-2-1

ROAD OPENERS

SEASON	DATE	OPPONENT	RESULT
1979-80	Oct. 10	at Pittsburgh	4-2 L
1980-81	Oct. 10	at Washington	4-1 L
1981-82	Oct. 14	at Edmonton	4-2 W
1982-83	Oct. 9	at Detroit	8-0 W
1983-84	Oct. 12	at Pittsburgh	4-3 W
1984-85	Oct. 17	at Calgary	7-4 L
1985-86	Oct. 10	at Edmonton	4-3 L
1986-87	Oct. 16	at Hartford	4-4 T
1987-88	Oct. 10	at Calgary	5-1 W
1988-89	Oct. 6	at Vancouver	2-2 T
1989-90	Oct. 10	at Pittsburgh	5-1 L
1990-91	Oct. 6	at Edmonton	3-3 T
1991-92	Oct. 10	at San Jose	5-4 W
1992-93	Oct. 8	at San Jose	4-3 L
1993-94	Oct. 9	at Dallas	3-3 T
1994-95	Jan. 25	at San Jose	4-0 L

SEASON	DATE	OPPONENT	RESULT
1995-96	Oct. 11	at NY Rangers	6-4 L
1996-97	Oct. 5	at Hartford	1-0 L
1997-98	Oct. 3	at St. Louis	7-2 L
1998-99	Oct. 22	at Dallas	2-1 L
1999-00	Oct. 2	at St. Louis	2-1 W
2000-01	Oct. 12	at San Jose	2-1 L
2001-02	Oct. 4	at Los Angeles	2-2 T
2002-03	Oct. 9	at Los Angeles	4-1 L
2003-04	Oct. 12	at Anaheim	2-0 W
2005-06	Oct. 5	at Vancouver	3-2 L
2006-07	Oct. 9	at Columbus	5-1 L
2007-08	Oct. 10	at Columbus	3-0 L
2008-09	Oct. 12	at Anaheim	4-2 W
2009-10	Oct. 3	at Los Angeles	6-3 W
*2010-11	Oct. 9	at Boston	5-2 W
2011-12	Oct. 8	at San Jose	6-3 L

RECORD: 9-18-5-0

**Game Played at O2 Arena in Prague, CZE as part of the 2010 Compuware NHL Premiere Series*



FRANCHISE FIRSTS

FIRST GAME

Home: vs Colorado, Oct. 14, 1979
Road: at Pittsburgh, Oct. 10, 1979

FIRST STARTING LINE UP

Goaltender: Gary Smith
Defensemen: Lars-Erik Sjoberg, Craig Norwich
Center: Peter Sullivan
Left Wing: Morris Lukowich
Right Wing: Willy Lindstrom

FIRST WIN

Home: vs Colorado (4-2), Oct. 14, 1979
Road: at Quebec (5-2), Oct. 31, 1979

FIRST LOSS

Home: vs Detroit (5-1), Oct. 17, 1979
Road: at Pittsburgh (4-2), Oct. 10, 1979

FIRST TIE

Home: vs St. Louis (2-2), Oct. 28, 1979
Road: at Minnesota (4-4), Dec. 1, 1979

FIRST GOAL

Home: Peter Sullivan (5:50 of 1st period) vs Colorado, Oct. 14, 1979
Road: Morris Lukowich (13:34 of 3rd period) vs Pittsburgh, Oct. 10, 1979

FIRST ASSISTS

Home: Willy Lindstrom, Lars Sjoberg (5:50 of 1st period) vs Colorado, Oct. 14, 1979
Road: Peter Marsh, Barry Melrose (13:34 of 3rd period) at Pittsburgh, Oct. 10, 1979

FIRST MINOR PENALTY

Home: Gary Smith, slashing (0:33 of 1st period) vs Colorado, Oct. 14, 1979
Road: Hilliard Graves, slashing (3:19 of 1st period) at Pittsburgh, Oct. 10, 1979

FIRST MAJOR PENALTY

Home: Peter Marsh (14:23 of 2nd period) vs Detroit, Oct. 17, 1979
Road: Barry Melrose (18:23 of 1st period) vs Colorado, Oct. 20, 1979

FIRST MISCONDUCT PENALTY

Home: Peter Marsh (14:23 of 2nd period) vs Detroit, Oct. 17, 1979
Road: Jimmy Mann (11:15 of 3rd period) vs Atlanta, Nov. 6, 1979

FIRST POWER PLAY GOAL

Home: Jude Drouin (18:30 of 2nd period) vs Colorado, Oct. 14, 1979
Road: Peter Sullivan (15:56 of 3rd period) at Pittsburgh, Oct. 10, 1979

FIRST SHORTHANDED GOAL

Home: Lars-Erik Sjoberg (4:30 of 2nd period) vs Vancouver, Nov. 24, 1979
Road: Jude Drouin (5:33 of 1st period) at Minnesota, Dec. 1, 1979

FIRST GAME-WINNING GOAL

Home: Jude Drouin (18:30 of 2nd period) vs Colorado, Oct. 14, 1979
Road: Ron Wilson (8:33 of 2nd period) at Quebec, Oct. 31, 1979

FIRST GOAL ALLOWED

Home: Barry Beck (against Gary Smith at 3:39 of 1st period)
vs Colorado, Oct. 14, 1979
Road: Greg Malone (against Gary Smith at 2:04 of 2nd period)
at Pittsburgh, Oct. 10, 1979

FIRST WIN BY A GOALTENDER

Home: Gary Smith vs Colorado (4-2), Oct. 14, 1979
Road: Gary Smith at Quebec (5-2), Oct. 31, 1979

FIRST LOSS BY A GOALTENDER

Home: Pierre Hamel vs Detroit (5-1), Oct. 17, 1979
Road: Gary Smith at Pittsburgh (4-2), Oct. 10, 1979

FIRST SHUTOUT FOR

Home: Markus Mattsson (27 saves) vs Hartford (7-0), Mar. 26, 1980
Road: Markus Mattsson (20 saves) vs NY Islanders (0-0), Feb. 12, 1980

FIRST SCORELESS GAME

Home: vs. Dallas (Ilya Bryzgalov and Marty Turco), Jan. 10, 2009*
Road: at NY Islanders (Markus Mattsson and Glenn Resch), Feb. 12, 1980

FIRST 2-GOAL GAME

Home: Craig Norwich vs Colorado, Oct. 14, 1979
Road: Peter Sullivan vs Quebec, Oct. 31, 1979

FIRST HAT TRICK

Home: Willy Lindstrom (3 goals) vs Montreal, Dec. 15, 1979
Road: Dave Christian (3 goals) at NY Rangers, Feb. 12, 1981

FIRST PENALTY SHOT

Home: Peter Sullivan vs Minnesota (against Gary Edwards at 9:16 of 3rd period),
Oct. 19, 1979 (failed)
Road: Brent Ashton at Vancouver (against Kirk McLean at 19:40 of 1st period),
Dec. 11, 1988 (scored)

**Phoenix won 1-0 in a shootout (no goals scored in regulation or overtime)*



COYOTES FIRSTS

FIRST GAME

Home: vs San Jose, Oct. 10, 1996

Road: at Hartford, Oct. 5, 1996

FIRST STARTING LINE UP

Goaltender: Nikolai Khabibulin

Defensemen: Brad McCrimmon, Jim Johnson

Center: Keith Tkachuk

Left Wing: Jim McKenzie

Right Wing: Shane Doan

FIRST WIN

Home: vs San Jose (4-1), Oct. 10, 1996

Road: at Boston (5-2), Oct. 7, 1996

FIRST LOSS

Home: vs Edmonton (6-3), Oct. 14, 1996

Road: at Hartford (1-0), Oct. 5, 1996

FIRST TIE

Home: vs Florida (1-1), Oct. 20, 1996

Road: at Colorado (3-3), Oct. 11, 1997

FIRST GOAL

Home: Kris King (19:34 of 1st period) vs San Jose, Oct. 10, 1996

Road: Mike Gartner (7:11 of 1st period) at Boston, Oct. 7, 1996

FIRST ASSIST

Home: Brad McCrimmon, Darrin Shannon (19:34 of 1st period) vs San Jose, Oct. 10, 1996

Road: Keith Tkachuk (7:11 of 1st period) at Boston, Oct. 7, 1996

FIRST MINOR PENALTY

Home: Mike Gartner, high sticking (4:49 of 1st period) vs San Jose, Oct. 10, 1996

Road: Nikolai Khabibulin, delay of game (3:50 of 1st period) at Hartford, Oct. 5, 1996

FIRST MAJOR PENALTY

Home: Jim McKenzie, fighting (18:22 of 2nd period) vs San Jose, Oct. 10, 1996

Road: Darrin Shannon, fighting (13:47 of 3rd period) at Boston, Oct. 7, 1996

FIRST MISCONDUCT PENALTY

Home: Dallas Drake (7:58 of 1st period) vs Montreal, Nov. 3, 1996

Road: Kris King (16:06 of 1st period) at St. Louis, Nov. 21, 1996

FIRST POWER PLAY GOAL

Home: Mike Gartner (7:41 of 2nd period) vs San Jose, Oct. 10, 1996

Road: Dallas Drake (4:00 of 2nd period) at Toronto, Oct. 26, 1996

FIRST SHORTHANDED GOAL

Home: Keith Tkachuk (19:06 of 3rd period) vs Anaheim, Oct. 12, 1996

Road: Oleg Tverdovsky (10:50 of 3rd period) at NY Islanders, Dec. 10, 1996

FIRST GAME-WINNING GOAL

Home: Mike Gartner (7:41 of 2nd period) vs San Jose, Oct. 10, 1996

Road: Oleg Tverdovsky (9:00 of 1st period) at Boston, Oct. 7, 1996

FIRST GOAL ALLOWED

Home: Bernie Nicholls (against Nikolai Khabibulin at 19:29 of 2nd period) vs San Jose, Oct. 10, 1996

Road: Alexander Godnyuk (against Nikolai Khabibulin at 2:48 of 2nd period) at Hartford, Oct. 5, 1996

FIRST WIN BY A GOALTENDER

Home: Nikolai Khabibulin vs San Jose (4-1), Oct. 10, 1996

Road: Nikolai Khabibulin at Boston (5-2), Oct. 7, 1996

FIRST LOSS BY A GOALTENDER

Home: Nikolai Khabibulin vs Edmonton (6-3), Oct. 14, 1996

Road: Nikolai Khabibulin at Hartford (1-0), Oct. 5, 1996

FIRST SHUTOUT FOR

Home: Nikolai Khabibulin (26 saves) vs Vancouver (4-0), Jan. 25, 1997

Road: Darcy Wakaluk (33 saves) at St. Louis (3-0), Dec. 5, 1996

FIRST SHUTOUT AGAINST

Home: Rick Tabaracci (21 saves) vs Tampa Bay (2-0), Feb. 4, 1997

Road: Sean Burke (30 saves) at Hartford (1-0), Oct. 5, 1996

FIRST SCORELESS GAME

Home: vs. Dallas (Ilya Bryzgalov and Marty Turco), Jan. 10, 2009*

Road: at Chicago (Zac Bierk and Michael Leighton), Jan. 8, 2003

FIRST 2-GOAL GAME

Home: Dallas Drake vs Montreal, Nov. 3, 1996

Road: Mike Gartner at Montreal, Oct. 28, 1996

FIRST HAT TRICK

Home: Keith Tkachuk (3 goals) vs New Jersey, Nov. 28, 1996

Road: Mike Gartner (3 goals) at Boston, Oct. 7, 1996

FIRST PENALTY SHOT

Home: Mike Hudson vs Detroit (against Chris Osgood at 8:36 of 3rd period), Nov. 18, 1996 (failed)

Road: Jeremy Roenick at Columbus (against Marc Denis at 17:06 of 2nd period), Feb. 28, 2001 (failed)

**Phoenix won 1-0 in a shootout (no goals scored in regulation or overtime)*



RING OF HONOR



9 - Bobby Hull

Hull's #9 was originally retired by the Winnipeg Jets on February 19, 1989; his #9 was entered into the Coyotes' Ring of Honor on October 8, 2005

- Appeared in 411 career WHA games with the Winnipeg Jets (1972-1978)
- Played one NHL season with the Jets (1978-79)
- Appeared in 1,063 career NHL games over 16 seasons with the Jets, Blackhawks and Hartford Whalers, registering 610-560-1,170
- Scored 50 or more goals nine times, 80 or more points 13 times



25 - Thomas Steen

Steen's #25 was originally retired by the Winnipeg Jets on May 6, 1995; his #25 was entered into the Coyotes' Ring of Honor on January 21, 2006

- First non-North American player to have his number retired by an NHL team
- Upon his retirement, ranked among the NHL's top 80 all-time point leaders
- NHL All-Star in 1990
- Spent his entire 14-year NHL career with the Winnipeg Jets
- Registered 27-61-88 during the 1988-89 campaign
- Jets co-captain for the 1989-90 and 1990-91 seasons
- Ranks first in assists (553), second in points (817) and shorthanded goals (13), third in games played (950) and fourth in goals (264) in franchise history



10 - Dale Hawerchuk

Hawerchuk's #10 was entered into the Coyotes' Ring of Honor on April 5, 2007

- Appeared in 713 career NHL games with the Winnipeg Jets
- Recorded more than a point-per-game for 13 consecutive seasons
- Youngest player in NHL history to play in 1,000 career NHL games (30 years, 306 days)
- Became the youngest player in NHL history to reach the 100-point plateau in his rookie season (1981-82)
- Calder Memorial Trophy (1982)
- Second Team NHL All-Star (1985)
- Runner up for the Hart Memorial Trophy (1985)
- Served as Jets captain from 1984-1990
- Selected to five NHL All-Star Games (1982, 1985, 1986, 1987, 1988)
- Ranks first in goals (379), points (929), power-play goals (122) and hat tricks (12) in franchise history
- Inducted into the Hockey Hall of Fame in 2001



RING OF HONOR

27 - Teppo Numminen

Numminen's #27 was entered into the Coyotes' Ring of Honor on January 30, 2010

- His 1,372 career NHL games are the most ever by a European-trained NHL player
- Served as Coyotes captain during the 2001-02 and 2002-03 campaigns
- Participated in three NHL All-Star Games (1999, 2000, 2001)
- Represented Finland at four Winter Olympics (1988, 1998, 2002, 2006), and at five IIHF World Championships (1987, 1991, 1994, 1996, 1997)
- Earned six total medals in international competition
- Ranks as the franchise's all-time leader in goals (108), assists (426) and points (534) among defensemen



7 - Keith Tkachuk

Tkachuk's #7 was entered into the Coyotes' Ring of Honor on December 23, 2011

- Appeared in 1,201 career NHL games with Winnipeg/Phoenix, St. Louis and Atlanta
- In 10 seasons with the Jets/Coyotes franchise, appeared in 640 games, registering 323-300-623 and 1,508 penalty minutes
- One of four U.S. born players to score 500-plus NHL goals
- Second-Team NHL All-Star (1995, 1998)
- U.S. Hockey Hall of Fame (2011)
- Participated in five NHL All-Star Games (1997, 1998, 1999, 2004, 2009)
- Represented Team USA at four Winter Olympics (1992, 1998, 2002, 2006)
- Was a member of the 2006 World Cup of Hockey winning U.S. team
- Led the Coyotes in scoring over four seasons (1993-94, 1995-96, 1996-97, 1997-98)
- Served as Coyotes/Jets Captain from 1993-95 and 1996-2001
- Ranks second all-time in franchise history in goals (323), power-play goals (114), game-winning goals (40) and hat tricks (9). Also ranks first all-time in penalty minutes (1,508).



97 - Jeremy Roenick

Roenick's #97 was entered into the Coyotes' Ring of Honor on February 11, 2012

- Appeared in 1,363 career NHL games with Chicago, Phoenix, Philadelphia, Los Angeles and San Jose
- In six seasons with the Coyotes, appeared in 454 games, recording 152-227-379 and 596 penalty minutes
- Second-highest American born goal scorer; one of four U.S. born players to score 500-plus NHL goals
- U.S. Hockey Hall of Fame (2010)
- Participated in nine NHL All-Star Games (1991, 1992, 1993, 1994, 1999, 2000)
- Represented Team USA at two Winter Olympics (1998, 2002)
- Led the Coyotes in scoring over three consecutive seasons (1998-99, 1999-00, 2000-01)



PLAYOFFS





2012 STANLEY CUP PLAYOFF RESULTS

Team Playoff Records

TEAM	GP	W	L	GF	GA	PCTG
LOS ANGELES	20	16	4	57	30	.800
NEW JERSEY	24	14	10	59	58	.583
N.Y. RANGERS	20	10	10	43	41	.500
PHOENIX	16	9	7	37	35	.563
WASHINGTON	14	7	7	29	30	.500
NASHVILLE	10	5	5	22	21	.500
PHILADELPHIA	11	5	6	41	44	.455
ST. LOUIS	9	4	5	20	23	.444
BOSTON	7	3	4	15	16	.429
OTTAWA	7	3	4	13	14	.429
FLORIDA	7	3	4	17	18	.429
PITTSBURGH	6	2	4	26	30	.333
CHICAGO	6	2	4	12	17	.333
DETROIT	5	1	4	9	13	.200
VANCOUVER	5	1	4	8	12	.200
SAN JOSE	5	1	4	8	14	.200

Series Results

CONFERENCE QUARTERFINALS SCORE

SERIES A - New York Rangers defeated Ottawa	4-3
SERIES B - Washington defeated Boston	4-3
SERIES C - New Jersey defeated Florida	4-3
SERIES D - Philadelphia defeated Pittsburgh	4-2
SERIES E - Los Angeles defeated Vancouver	4-1
SERIES F - St. Louis defeated San Jose	4-1
SERIES G - Phoenix defeated Chicago	4-2
SERIES H - Nashville defeated Detroit	4-1

CONFERENCE SEMIFINALS

SERIES I - New York Rangers defeated Washington	4-3
SERIES J - New Jersey defeated Philadelphia	4-1
SERIES K - Los Angeles defeated St. Louis	4-0
SERIES L - Phoenix defeated Nashville	4-1

CONFERENCE FINALS

SERIES M - New Jersey defeated New York Rangers	4-2
SERIES N - Los Angeles defeated Phoenix	4-1

STANLEY CUP FINAL

SERIES O - Los Angeles defeated New Jersey	4-2
--	-----

Overall

TEAM	GP	W	L	GF	GA
LOS ANGELES	20	16	4	57	30
NEW JERSEY	24	14	10	59	58
N.Y. RANGERS	20	10	10	43	41
PHOENIX	16	9	7	37	35
WASHINGTON	14	7	7	29	30
NASHVILLE	10	5	5	22	21
PHILADELPHIA	11	5	6	41	44
ST. LOUIS	9	4	5	20	23
BOSTON	7	3	4	15	16
OTTAWA	7	3	4	13	14
FLORIDA	7	3	4	17	18
PITTSBURGH	6	2	4	26	30
CHICAGO	6	2	4	12	17
DETROIT	5	1	4	9	13
VANCOUVER	5	1	4	8	12
SAN JOSE	5	1	4	8	14

Home

TEAM	GP	W	L	GF	GA
NEW JERSEY	11	7	4	29	22
LOS ANGELES	9	6	3	22	13
N.Y. RANGERS	11	6	5	26	23
PHOENIX	9	4	5	23	27
NASHVILLE	5	3	2	9	7
PHILADELPHIA	6	3	3	22	25
WASHINGTON	6	3	3	14	14
FLORIDA	4	2	2	11	8
ST. LOUIS	5	2	3	11	12
PITTSBURGH	3	1	2	11	14
OTTAWA	3	1	2	5	6
BOSTON	4	1	3	6	8
DETROIT	2	0	2	3	6
SAN JOSE	2	0	2	4	6
CHICAGO	3	0	3	4	10
VANCOUVER	3	0	3	5	10

Road

TEAM	GP	W	L	GF	GA
LOS ANGELES	11	10	1	35	17
NEW JERSEY	13	7	6	30	36
PHOENIX	7	5	2	14	8
WASHINGTON	8	4	4	15	16
N.Y. RANGERS	9	4	5	17	18
BOSTON	3	2	1	9	8
CHICAGO	3	2	1	8	7
OTTAWA	4	2	2	8	8
ST. LOUIS	4	2	2	9	11
PHILADELPHIA	5	2	3	19	19
NASHVILLE	5	2	3	13	14
VANCOUVER	2	1	1	3	2
PITTSBURGH	3	1	2	15	16
FLORIDA	3	1	2	6	10
DETROIT	3	1	2	6	7
SAN JOSE	3	1	2	4	8



2012 STANLEY CUP PLAYOFF SCORING & CATEGORY LEADERS

Playoff Scoring Leaders

Player	Team	GP	TOI/G	G	A	PTS	+/-	PIM	PP	SH	GW	S	PCTG
Anze Kopitar	Los Angeles	20	22:02	8	12	20	16	9	0	2	1	56	14.3
Dustin Brown	Los Angeles	20	20:43	8	12	20	16	34	1	2	3	59	13.6
Ilya Kovalchuk	New Jersey	23	22:44	8	11	19	-7	6	5	0	0	70	11.4
Claude Giroux	Philadelphia	10	22:42	8	9	17	2	13	3	2	0	36	22.2
Drew Doughty	Los Angeles	20	26:08	4	12	16	11	14	1	0	0	44	9.1
Zach Parise	New Jersey	24	20:52	8	7	15	-8	4	3	0	1	87	9.2
Brad Richards	N.Y. Rangers	20	22:11	6	9	15	-2	8	2	0	0	71	8.5
Justin Williams	Los Angeles	20	18:24	4	11	15	8	12	1	0	0	58	6.9
Mike Richards	Los Angeles	20	19:30	4	11	15	1	17	2	0	1	41	9.8
Travis Zajac	New Jersey	24	20:28	7	7	14	-6	4	1	0	2	49	14.3
Bryce Salvador	New Jersey	24	22:24	4	10	14	9	26	0	1	1	30	13.3
Danny Briere	Philadelphia	11	17:44	8	5	13	-6	4	1	0	1	26	30.8
Jeff Carter	Los Angeles	20	18:02	8	5	13	0	4	4	0	3	54	14.8
Adam Henrique	New Jersey	24	17:14	5	8	13	12	11	0	0	3	40	12.5
Dan Girardi	N.Y. Rangers	20	26:51	3	9	12	6	2	1	0	3	35	8.6
David Clarkson	New Jersey	24	14:51	3	9	12	8	32	0	0	3	41	7.3
Marian Gaborik	N.Y. Rangers	20	19:55	5	6	11	0	2	0	0	1	60	8.3
Dustin Penner	Los Angeles	20	13:13	3	8	11	4	32	0	0	2	37	8.1
Ryan Callahan	N.Y. Rangers	20	23:32	6	4	10	2	12	2	0	0	53	11.3
Andy McDonald	St. Louis	9	20:22	5	5	10	-2	8	2	0	1	26	19.2
Antoine Vermette	Phoenix	16	18:03	5	5	10	-2	24	3	0	0	24	20.8
Dainius Zubrus	New Jersey	24	18:07	3	7	10	0	18	1	0	1	40	7.5
Artem Anisimov	N.Y. Rangers	20	13:51	3	7	10	1	4	0	0	0	19	15.8
Jakub Voracek	Philadelphia	11	15:57	2	8	10	0	8	1	0	1	20	10
Michael Del Zotto	N.Y. Rangers	20	21:39	2	8	10	-4	12	1	0	1	35	5.7

Category Leaders

GOALS

Player	Team	GP	G
Jeff Carter	LAK	20	8
Danny Briere	PHI	11	8
Zach Parise	NJD	24	8
Claude Giroux	PHI	10	8
Ilya Kovalchuk	NJD	23	8
Anze Kopitar	LAK	20	8
Dustin Brown	LAK	20	8
Travis Zajac	NJD	24	7
Jordan Staal	PIT	6	6
Ryan Callahan	NYR	20	6
Brad Richards	NYR	20	6

ASSISTS

Player	Team	GP	A
Drew Doughty	LAK	20	12
Anze Kopitar	LAK	20	12
Dustin Brown	LAK	20	12
Mike Richards	LAK	20	11
Justin Williams	LAK	20	11
Ilya Kovalchuk	NJD	23	11
Bryce Salvador	NJD	24	10
David Clarkson	NJD	24	9
Dan Girardi	NYR	20	9
Brad Richards	NYR	20	9
Claude Giroux	PHI	10	9

GAME-WINNING GOALS

Player	Team	GP	GWG
Dan Girardi	NYR	20	3
Jeff Carter	LAK	20	3
Dustin Brown	LAK	20	3
David Clarkson	NJD	24	3
Adam Henrique	NJD	24	3
11 Players tied with 2			

POWER-PLAY GOALS

Player	Team	GP	GWG
Ilya Kovalchuk	NJD	23	5
Jeff Carter	LAK	20	4
Antoine Vermette	PHX	16	3
Stephen Weiss	FLA	7	3
Zach Parise	NJD	24	3
Claude Giroux	PHI	10	3
Scott Hartnell	PHI	11	3

PLUS/MINUS

Player	Team	GP	+/-
Anze Kopitar	LAK	20	16
Dustin Brown	LAK	20	16
Adam Henrique	NJD	24	12
Drew Doughty	LAK	20	11
Rob Scuderi	LAK	20	9
Matt Greene	LAK	20	9
Bryce Salvador	NJD	24	9
Roman Hamrlík	WSH	14	8
Alexei Ponikarovsky	NJD	24	8
David Clarkson	NJD	24	8
Justin Williams	LAK	20	8



2012 STANLEY CUP PLAYOFF GOALTENDING LEADERS

Goals Against Average

Player	Team	GP	MIN	GA	GAA	W	L	OT
Jonathan Quick	LAK	20	1,238:12	29	1.41	16	4	0
Henrik Lundqvist	NYR	20	1,250:49	38	1.82	10	10	3
Braden Holtby	WSH	14	921:56	30	1.95	7	7	4
Mike Smith	PHX	16	1,026:49	34	1.99	9	7	3
Craig Anderson	OTT	7	418:52	14	2.00	3	4	0
Pekka Rinne	NSH	10	609:14	21	2.07	5	5	1
Martin Brodeur	NJD	24	1,470:54	52	2.12	14	9	3
Tim Thomas	BOS	7	448:03	16	2.14	3	4	2
Brian Elliott	STL	8	454:43	18	2.37	3	4	0
Ilya Bryzgalov	PHI	11	641:48	37	3.46	5	6	1

Wins, Losses and OT

Player	Team	GP	MIN	W	L	OT
Jonathan Quick	LAK	20	1,238:12	16	4	0
Martin Brodeur	NJD	24	1,470:54	14	9	3
Henrik Lundqvist	NYR	20	1,250:49	10	10	3
Mike Smith	PHX	16	1,026:49	9	7	3
Braden Holtby	WSH	14	921:56	7	7	4
Pekka Rinne	NSH	10	609:14	5	5	1
Ilya Bryzgalov	PHI	11	641:48	5	6	1
Craig Anderson	OTT	7	418:52	3	4	0
Brian Elliott	STL	8	454:43	3	4	0
Tim Thomas	BOS	7	448:03	3	4	2

Save Percentage

Player	Team	GP	MIN	GA	SA	SV%	W	L	OT
Jonathan Quick	LAK	20	1,238:12	29	538	0.946	16	4	0
Mike Smith	PHX	16	1,026:49	34	602	0.944	9	7	3
Braden Holtby	WSH	14	921:56	30	459	0.935	7	7	4
Craig Anderson	OTT	7	418:52	14	208	0.933	3	4	0
Henrik Lundqvist	NYR	20	1,250:49	38	554	0.931	10	10	3
Pekka Rinne	NSH	10	609:14	21	296	0.929	5	5	1
Tim Thomas	BOS	7	448:03	16	207	0.923	3	4	2
Martin Brodeur	NJD	24	1,470:54	52	629	0.917	14	9	3
Brian Elliott	STL	8	454:43	18	187	0.904	3	4	0
Ilya Bryzgalov	PHI	11	641:48	37	326	0.887	5	6	1

Shutouts

Player	Team	GP	MIN	SO	SA	W	L	OT
Jonathan Quick	LAK	20	1,238:12	3	538	16	4	0
Henrik Lundqvist	NYR	20	1,250:49	3	554	10	10	3
Mike Smith	PHX	16	1,026:49	3	602	9	7	3
Martin Brodeur	NJD	24	1,470:54	1	629	14	9	3
Pekka Rinne	NSH	10	609:14:00	1	296	5	5	1
Tim Thomas	BOS	7	448:03:00	1	207	3	4	2
Craig Anderson	OTT	7	418:52:00	1	208	3	4	0
Jose Theodore	FLA	5	268:24:00	1	135	2	2	1
Braden Holtby	WSH	14	921:56:00	0	459	7	7	4
Ilya Bryzgalov	PHI	11	641:48:00	0	326	5	6	1



ALL-TIME PLAYOFF SERIES

DATE	OPPONENT	RESULT	GWG	GOALTENDERS	ATTEN.
------	----------	--------	-----	-------------	--------

1982 PLAYOFFS

April 7	St. Louis at Winnipeg	3-4 L	Lapointe	Staniowski/Liut	13,081
April 8	St. Louis at Winnipeg	5-2 W	MacLean	Soetaert/Liut	14,371
April 10	Winnipeg at St. Louis	3-6 L	Crombeen	Soetaert/Liut	13,827
April 11	Winnipeg at St. Louis	2-8 L	Sutter	Staniowski/Liut	12,676

ST. LOUIS WON BEST OF FIVE SERIES 3-1

1983 PLAYOFFS

April 6	Winnipeg at Edmonton	3-6 L	Gretzky	Hayward-Soetaert/Moog	17,498
April 7	Winnipeg at Edmonton	3-4 L	Messier	Hayward/Moog	17,498
April 9	Edmonton at Winnipeg	3-4 L	Linesman	Hayward/Moog	11,346

EDMONTON WON BEST OF FIVE SERIES 3-0

1984 PLAYOFFS

April 4	Winnipeg at Edmonton	2-9 L	Coffey	Soetaert-Veisor/Fuhr	17,197
April 5	Winnipeg at Edmonton	4-5 L (OT)	Gregg	Behrend/Fuhr	17,390
April 7	Edmonton at Winnipeg	1-4 L	Semenko	Behrend/Fuhr	12,497

EDMONTON WON BEST OF FIVE SERIES 3-0

1985 PLAYOFFS

April 10	Calgary at Winnipeg	5-4 W (OT)	Mullen	Hayward/Lemelin	14,794
April 11	Calgary at Winnipeg	5-2 W	Arniel	Hayward/Lemelin	14,335
April 13	Winnipeg at Calgary	0-4 L	Otto	Hayward-Behrend/Lemelin	16,683
April 14	Winnipeg at Calgary	5-3 W	Wilson	Behrend/Lemelin	16,798

WINNIPEG WON BEST OF FIVE SERIES 3-1

April 18	Winnipeg at Edmonton	2-4 L	Coffey	Behrend/Fuhr	16,236
April 20	Winnipeg at Edmonton	2-5 L	Coffey	Hayward/Fuhr	16,942
April 23	Edmonton at Winnipeg	4-5 L	Gretzky	Hayward/Fuhr	15,418
April 25	Edmonton at Winnipeg	3-8 L	Kurri	Hayward-Behrend/Fuhr	15,519

EDMONTON WON BEST OF SEVEN SERIES 4-0

1986 PLAYOFFS

April 9	Winnipeg at Calgary	1-5 L	Mullen	Bouchard-Hayward/Vernon	16,762
April 10	Winnipeg at Calgary	4-6 L	Tonelli	Hayward-Behrend/Vernon	16,762
April 12	Calgary at Winnipeg	3-4 L (OT)	McDonald	Berthiaume/Vernon	8,123

CALGARY WON BEST OF FIVE SERIES 3-0

1987 PLAYOFFS

April 8	Winnipeg at Calgary	4-2 W	Marois	Berthiaume/Lemelin	16,798
April 9	Winnipeg at Calgary	3-2 W	Steen	Berthiaume/Vernon	16,798
April 11	Calgary at Winnipeg	2-3 L (OT)	Bullard	Berthiaume/Vernon	14,958
April 12	Calgary at Winnipeg	4-3 W	Hamel	Berthiaume/Vernon	14,174
April 14	Winnipeg at Calgary	3-4 L	Mullen	Berthiaume/Vernon	16,798
April 16	Calgary at Winnipeg	6-1 W	Hamel	Berthiaume/Vernon-Lemelin	15,517

WINNIPEG WON BEST OF SEVEN SERIES 4-2

April 21	Winnipeg at Edmonton	2-3 L (OT)	Anderson	Berthiaume/Fuhr	17,356
April 23	Winnipeg at Edmonton	3-5 L	Lemay	Reddick/Fuhr	17,468
April 25	Edmonton at Winnipeg	2-5 L	Kurri	Reddick/Fuhr	15,556
April 27	Edmonton at Winnipeg	2-4 L	Ruotsalainen	Berthiaume-Reddick/Fuhr	14,460

EDMONTON WON BEST OF SEVEN SERIES 4-0

1988 PLAYOFFS

April 6	Winnipeg at Edmonton	4-7 L	Simpson	Berthiaume/Fuhr	17,054
April 7	Winnipeg at Edmonton	2-3 L	Simpson	Berthiaume/Fuhr	16,843
April 9	Edmonton at Winnipeg	6-4 W	Gilhen	Berthiaume/Fuhr	12,813
April 10	Edmonton at Winnipeg	3-5 L	Lacombe	Berthiaume/Fuhr	12,491
April 12	Winnipeg at Edmonton	2-6 L	Kurri	Berthiaume/Fuhr	16,829

EDMONTON WON BEST OF SEVEN SERIES 4-1



ALL-TIME PLAYOFF SERIES

DATE	OPPONENT	RESULT	GWG	GOALTENDERS	ATTEN.
------	----------	--------	-----	-------------	--------

1990 PLAYOFFS

April 4	Winnipeg at Edmonton	7-5 W	Ashton	Essensa/Ranford	16,423
April 6	Winnipeg at Edmonton	2-3 L (OT)	Lamb	Beauregard/Ranford	17,410
April 8	Edmonton at Winnipeg	2-1 W	Hawerchuk	Essensa/Ranford	15,547
April 10	Edmonton at Winnipeg	4-3 W (2OT)	Ellett	Essensa-Beauregard/Ranford	15,572
April 12	Winnipeg at Edmonton	3-4 L	Messier	Beauregard/Ranford	17,503
April 14	Edmonton at Winnipeg	3-4 L	Kurri	Essensa/Ranford	15,567
April 16	Winnipeg at Edmonton	1-4 L	Kurri	Beauregard/Ranford	17,503

EDMONTON WON BEST OF SEVEN SERIES 4-3**1992 PLAYOFFS**

April 18	Winnipeg at Vancouver	3-2 W	Olczyk	Tabaracci/McLean	16,123
April 20	Winnipeg at Vancouver	2-3 L	Lumme	Tabaracci/McLean	16,123
April 22	Vancouver at Winnipeg	4-2 W	DeBlois	Tabaracci/McLean	13,393
April 24	Vancouver at Winnipeg	3-1 W	Housley	Tabaracci/McLean	15,568
April 26	Winnipeg at Vancouver	2-8 L	Babych	Tabaracci-Essensa/McLean	16,123
April 28	Vancouver at Winnipeg	3-8 L	Linden	Tabaracci/McLean	14,941
April 30	Winnipeg at Vancouver	0-5 L	Fergus	Tabaracci/McLean	16,123

VANCOUVER WON BEST OF SEVEN SERIES 4-3**1993 PLAYOFFS**

April 19	Winnipeg at Vancouver	2-4 L	Linden	Essensa/McLean	15,918
April 21	Winnipeg at Vancouver	2-3 L	Bure	Essensa/McLean	15,729
April 23	Vancouver at Winnipeg	5-4 W	Selanne	Essensa/McLean	15,569
April 25	Vancouver at Winnipeg	1-3 L	Momesso	Essensa/McLean	15,567
April 27	Winnipeg at Vancouver	4-3 W (OT)	Selanne	Essensa/McLean	16,150
April 29	Vancouver at Winnipeg	3-4 L (OT)	Adams	Essensa/McLean	15,569

VANCOUVER WON BEST OF SEVEN SERIES 4-2**1996 PLAYOFFS**

April 17	Winnipeg at Detroit	1-4 L	Fetisov	Khabibulin/Osgood	19,983
April 19	Winnipeg at Detroit	0-4 L	Coffey	Khabibulin/Osgood	19,983
April 21	Detroit at Winnipeg	4-1 W	Kilger	Khabibulin/Vernon	15,566
April 23	Detroit at Winnipeg	1-6 L	Larionov	Khabibulin/Vernon	15,567
April 26	Winnipeg at Detroit	3-1 W	Manson	Khabibulin/Osgood	19,983
April 28	Detroit at Winnipeg	1-4 L	Kozlov	Khabibulin/Vernon	15,567

DETROIT WON BEST OF SEVEN SERIES 4-2**1997 PLAYOFFS**

April 16	Phoenix at Anaheim	2-4 L	Selanne	Khabibulin/Hebert	17,174
April 18	Phoenix at Anaheim	2-4 L	Daigneault	Khabibulin/Hebert	17,174
April 20	Anaheim at Phoenix	4-1 W	Shannon	Khabibulin/Hebert	16,210
April 22	Anaheim at Phoenix	2-0 W	Corkum	Khabibulin/Hebert-Shtalenkov	16,210
April 24	Phoenix at Anaheim	5-2 W	Numminen	Khabibulin/Hebert	17,174
April 27	Anaheim at Phoenix	2-3 L (OT)	Kariya	Khabibulin/Hebert	16,210
April 29	Phoenix at Anaheim	0-3 L	Karpa	Khabibulin/Hebert	17,174

ANAHEIM WON BEST OF SEVEN SERIES 4-3**1998 PLAYOFFS**

April 22	Phoenix at Detroit	3-6 L	McCarty	Khabibulin-Waite/Osgood	19,983
April 24	Phoenix at Detroit	7-4 W	Roenick	Khabibulin/Osgood	19,983
April 26	Detroit at Phoenix	3-2 W	Roenick	Khabibulin/Osgood	16,210
April 28	Detroit at Phoenix	2-4 L	Macoun	Khabibulin-Waite/Osgood	16,210
April 30	Phoenix at Detroit	1-3 L	Kozlov	Waite/Osgood	19,983
May 3	Detroit at Phoenix	2-5 L	Shanahan	Waite/Osgood	16,210

DETROIT WON BEST OF SEVEN SERIES 4-2



ALL-TIME PLAYOFF SERIES

DATE	OPPONENT	RESULT	GWG	GOALTENDERS	ATTEN.
------	----------	--------	-----	-------------	--------

1999 PLAYOFFS

April 22	St. Louis at Phoenix	1-3 L	Rivers	Khabibulin/Fuhr	16,210
April 24	St. Louis at Phoenix	4-3 W (OT)	Doan	Khabibulin/Fuhr	16,210
April 25	Phoenix at St. Louis	5-4 W	Doan	Khabibulin/Fuhr-McLennan	17,539
April 27	Phoenix at St. Louis	2-1 W	Drake	Khabibulin/Fuhr	19,529
April 30	St. Louis at Phoenix	1-2 L (OT)	Young	Khabibulin/Fuhr	16,210
May 2	Phoenix at St. Louis	3-5 L	Finley	Khabibulin/Fuhr	16,629
May 4	St. Louis at Phoenix	0-1 L (OT)	Turgeon	Khabibulin/Fuhr	16,210

ST. LOUIS WON BEST OF SEVEN SERIES 4-3

2000 PLAYOFFS

April 13	Phoenix at Colorado	3-6 L	Ozolinsh	Burke/Roy	18,007
April 15	Phoenix at Colorado	1-3 L	Tanguay	Burke/Roy	18,007
April 17	Colorado at Phoenix	2-4 L	Deadmarsh	Burke/Roy	16,210
April 19	Colorado at Phoenix	3-2 W	Renberg	Burke/Roy	16,210
April 21	Phoenix at Colorado	1-2 L	Forsberg	Burke/Roy	18,007

COLORADO WON BEST OF SEVEN SERIES 4-1

2002 PLAYOFFS

April 17	Phoenix at San Jose	1-2 L	Marleau	Burke/Nabokov	17,496
April 20	Phoenix at San Jose	3-1 W	Briere	Burke/Nabokov	17,496
April 22	San Jose at Phoenix	1-4 L	Graves	Burke/Nabokov	16,210
April 24	San Jose at Phoenix	1-2 L	Ricci	Burke/Nabokov	16,210
April 26	Phoenix at San Jose	1-4 L	Graves	Burke/Nabokov	17,496

SAN JOSE WON BEST OF SEVEN SERIES 4-1

2010 PLAYOFFS

April 14	Detroit at Phoenix	3-2 W	Morris	Bryzgalov/Howard	17,125
April 16	Detroit at Phoenix	4-7 L	Zetterberg	Bryzgalov/Howard	17,386
April 18	Phoenix at Detroit	4-2 W	Prucha	Bryzgalov/Howard	20,066
April 20	Phoenix at Detroit	0-3 L	Zetterberg	Bryzgalov/Howard	20,066
April 23	Detroit at Phoenix	1-4 L	Holmstrom	Bryzgalov/Howard	17,458
April 25	Phoenix at Detroit	5-2 W	Vrbata	Bryzgalov/Howard	20,066
April 27	Detroit at Phoenix	1-6 L	Datsyuk	Bryzgalov/Howard	17,543

DETROIT WON BEST OF SEVEN SERIES 4-3

2011 PLAYOFFS

April 13	Phoenix at Detroit	2-4 L	Rafalski	Bryzgalov/Howard	20,066
April 16	Phoenix at Detroit	3-4 L	Holmstrom	Bryzgalov/Howard	20,066
April 18	Detroit at Phoenix	2-4 L	Filppula	Bryzgalov/Howard	17,130
April 20	Detroit at Phoenix	3-6 L	Cleary	Bryzgalov/Howard	17,314

DETROIT WON BEST OF SEVEN SERIES 4-0

2012 PLAYOFFS

April 12	Chicago at Phoenix	3-2 W	Hanzal	Smith/Crawford	17,138
April 14	Chicago at Phoenix	4-3 L	Bickell	Smith/Crawford	17,539
April 17	Phoenix at Chicago	3-2 W	Boedker	Smith/Crawford	21,627
April 19	Phoenix at Chicago	3-2 W	Boedker	Smith/Crawford	22,111
April 21	Chicago at Phoenix	2-1 L	Toews	Smith/Crawford	17,746
April 23	Phoenix at Chicago	4-0 W	Ekman-Larsson	Smith/Crawford	21,636

PHOENIX WON BEST OF SEVEN SERIES 4-2

April 27	Nashville at Phoenix	4-3 W	Whitney	Smith/Rinne	17,187
April 29	Nashville at Phoenix	5-3 W	Pyatt	Smith/Rinne	17,217
May 2	Phoenix at Nashville	2-0 L	Legwand	Smith/Rinne	17,113
May 4	Phoenix at Nashville	1-0 W	Doan	Smith/Rinne	17,113
May 7	Nashville at Phoenix	2-1 W	Hanzal	Smith/Rinne	17,182

PHOENIX WON BEST OF SEVEN SERIES 4-1



ALL-TIME PLAYOFF SERIES

2012 PLAYOFFS (cont'd)

May 13	Los Angeles at Phoenix	2-4 L	Brown	Smith/Quick	17,134
May 15	Los Angeles at Phoenix	0-4 L	Carter	Smith/Quick	17,149
May 17	Phoenix at Los Angeles	1-2 L	King	Smith/Quick	18,367
May 20	Phoenix at Los Angeles	2-0 W	Doan	Smith/Quick	18,402
May 22	Los Angeles at Phoenix	3-4 L	Penner	Smith/Quick	17,148

LOS ANGELES WON BEST OF SEVEN SERIES 4-1

ALL-TIME PLAYOFF SERIES

SEASON	SERIES	GAMES	RESULT	SEASON	SERIES	GAMES	RESULT
1979-80	Did not qualify for playoffs			1996-97	Western Conference Quarterfinals	3-4	Lost to Anaheim
1980-81	Did not qualify for playoffs			1997-98	Western Conference Quarterfinals	2-4	Lost to Detroit
1981-82	Norris Division Semifinals	1-3	Lost to St. Louis	1998-99	Western Conference Quarterfinals	3-4	Lost to St. Louis
1982-83	Smythe Division Semifinals	0-3	Lost to Edmonton	1999-00	Western Conference Quarterfinals	1-4	Lost to Colorado
1983-84	Smythe Division Semifinals	0-3	Lost to Edmonton	2000-01	Did not qualify for playoffs		
1984-85	Smythe Division Semifinals	3-1	Defeated Calgary	2001-02	Western Conference Quarterfinals	1-4	Lost to San Jose
	Smythe Division Finals	0-4	Lost to Edmonton	2002-03	Did not qualify for playoffs		
1985-86	Smythe Division Semifinals	0-3	Lost to Calgary	2003-04	Did not qualify for playoffs		
1986-87	Smythe Division Semifinals	4-2	Defeated Calgary	2005-06	Did not qualify for playoffs		
	Smythe Division Finals	0-4	Lost to Edmonton	2006-07	Did not qualify for playoffs		
1987-88	Smythe Division Semifinals	1-4	Lost to Edmonton	2007-08	Did not qualify for playoffs		
1988-89	Did not qualify for playoffs			2008-09	Did not qualify for playoffs		
1989-90	Smythe Division Semifinals	3-4	Lost to Edmonton	2009-10	Western Conference Quarterfinals	3-4	Lost to Detroit
1991-92	Smythe Division Semifinals	3-4	Lost to Vancouver	2010-11	Western Conference Quarterfinals	4-0	Lost to Detroit
1992-93	Smythe Division Semifinals	2-4	Lost to Vancouver	2011-12	Western Conference Quarterfinals	4-2	Defeated Chicago
1993-94	Did not qualify for playoffs				Western Conference Semifinals	4-1	Defeated Nashville
1994-95	Did not qualify for playoffs				Western Conference Final	1-4	Lost to Los Angeles
1995-96	Western Conference Quarterfinals	2-4	Lost to Detroit				

PLAYOFF WIN/LOSS RECORD BY GAMES: 41-78

PLAYOFF WIN/LOSS RECORD BY SERIES: 4-19

SERIES RECORD IN FIRST ROUND:

SERIES RECORD IN SECOND ROUND:

SERIES RECORD IN THIRD ROUND

SERIES RECORD IN FINAL ROUND:

3-16

1-2

0-1

0-0

DIVISION CHAMPIONSHIPS:

CONFERENCE CHAMPIONSHIPS:

STANLEY CUP CHAMPIONSHIPS:

1

0

0



ALL-TIME PLAYOFF SCORING BY SEASON

1981-82 WINNIPEG JETS

PLAYER	GP	G	A	PTS	PIM
Dale Hawerchuk	4	1	7	8	5
Paul MacLean	4	3	2	5	20
Moe Mantha	4	1	3	4	16
Thomas Steen	4	0	4	4	2
Willy Lindstrom	4	2	1	3	2
Lucien Deblois	4	2	1	3	4
Dave Babych	4	1	2	3	29
Norm Dupont	4	2	0	2	0
Bengt Lundholm	4	1	1	2	2
Morris Lukowich	4	0	2	2	16
Tim Watters	4	0	1	1	8
Dave Christian	4	0	1	1	2
Don Spring	4	0	0	0	4
Jimmy Mann	3	0	0	0	7
Larry Hopkins	4	0	0	0	2
Serge Savard	4	0	0	0	2
Doug Smail	4	0	0	0	0
Tim Trimper	1	0	0	0	0
Rick Bowness	1	0	0	0	0

GOALTENDER	GP	MIN	GAA	W-L	SO	GA	SA	SV%
Doug Soetaert	2	120	4.00	1-1	0	8	62	.871
Ed Staniowski	2	120	6.00	0-2	0	12	42	.714

1982-83 WINNIPEG JETS

PLAYER	GP	G	A	PTS	PIM
Dale Hawerchuk	3	1	4	5	8
Moe Mantha	2	2	2	4	0
Ron Wilson	3	2	2	4	2
Paul MacLean	3	1	2	3	6
Norm Dupont	1	1	1	2	0
Thomas Steen	3	0	2	2	0
Bryan Maxwell	3	1	0	1	23
Brian Mullen	3	1	0	1	0
Laurie Boschman	3	0	1	1	12
Bengt Lundholm	3	0	1	1	2
Jimmy Mann	1	0	0	0	0
Doug Soetaert	1	0	0	0	0
Scott Arniel	2	0	0	0	0
Larry Hopkins	2	0	0	0	0
Don Spring	2	0	0	0	6
Dave Babych	3	0	0	0	0
Lucien Deblois	3	0	0	0	5
Brian Hayward	3	0	0	0	0
Dave Christian	3	0	0	0	0
Serge Savard	3	0	0	0	2
Doug Smail	3	0	0	0	6
Tim Watters	3	0	0	0	2

GOALTENDER	GP	MIN	GAA	W-L	SO	GA	SA	SV%
Doug Soetaert	1	20	0	0-0	0	0	10	1
Brian Hayward	3	160	5.25	0-3	0	14	84	0.833

1983-84 WINNIPEG JETS

PLAYER	GP	G	A	PTS	PIM
Brian Mullen	3	0	3	3	6
Andrew McBain	3	2	0	2	0
Dale Hawerchuk	3	1	1	2	0
Dave Babych	3	1	1	2	0
Randy Carlyle	3	0	2	2	4
Paul MacLean	3	1	0	1	0
Moe Mantha	3	1	0	1	0
Tim Watters	3	1	0	1	2
Doug Smail	3	0	1	1	7
Tim Young	1	0	1	1	0
Laurie Boschman	3	0	1	1	5
Lucien Deblois	3	0	1	1	4
Thomas Steen	3	0	1	1	9
Scott Arniel	2	0	0	0	5
Jordy Douglas	1	0	0	0	2
Murray Eaves	2	0	0	0	2
Wade Campbell	3	0	0	0	7
Jim Kyte	3	0	0	0	11
Morris Lukowich	3	0	0	0	0
Robert Picard	3	0	0	0	12
Marc Behrend	2	0	0	0	0
Doug Soetaert	1	0	0	0	0
Mike Veisor	1	0	0	0	0

GOALTENDER	GP	MIN	GAA	W-L	SO	GA	SA	SV%
Marc Behrend	2	121	4.46	0-2	0	9	91	0.901
Mike Veisor	1	40	6	0-0	0	4	29	0.862
Doug Soetaert	1	20	15	0-1	0	5	19	0.737

1984-85 WINNIPEG JETS

PLAYER	GP	G	A	PTS	PIM
Dave Babych	8	2	7	9	6
Paul MacLean	8	3	4	7	4
Ron Wilson	8	4	2	6	2
Randy Carlyle	8	1	5	6	13
Dave Ellett	8	1	5	6	4
Thomas Steen	8	2	3	5	17
Bengt Lundholm	5	2	2	4	8
Robert Picard	8	2	2	4	8
Dale Hawerchuk	3	2	1	3	4
Laurie Boschman	8	2	1	3	21
Doug Smail	8	2	1	3	4
Scott Arniel	8	1	2	3	9
Brian Mullen	8	1	2	3	4
Andrew McBain	7	1	0	1	0
Murray Eaves	2	0	1	1	0
Jim Nill	8	0	1	1	28
Perry Turnbull	8	0	1	1	26
Tim Watters	8	0	1	1	16
Peter Taglianetti	1	0	0	0	0
Marc Behrend	4	0	0	0	0
Wade Campbell	3	0	0	0	2
Tom Martin	3	0	0	0	2
Brian Hayward	6	0	0	0	0
Jim Kyte	8	0	0	0	14

GOALTENDER	GP	MIN	GAA	W-L	SO	GA	SA	SV%
Marc Behrend	4	179	3.35	1-1	0	10	96	0.896
Brian Hayward	6	309	4.47	2-4	0	23	156	0.853



ALL-TIME PLAYOFF SCORING BY SEASON

1985-86 WINNIPEG JETS

PLAYER	GP	G	A	PTS	PIM
Mario Marois	3	1	4	5	6
Brian Mullen	3	1	2	3	6
Dale Hawerchuk	3	0	3	3	0
Ray Neufeld	3	2	0	2	10
Thomas Steen	3	1	1	2	4
Paul MacLean	2	1	0	1	7
Bill Derlago	3	1	0	1	0
Doug Smail	3	1	0	1	0
Laurie Boschman	3	0	1	1	6
Dave Ellett	3	0	1	1	0
Perry Turnbull	3	0	1	1	11
Marc Behrend	1	0	0	0	0
Daniel Berthiaume	1	0	0	0	0
Dan Bouchard	1	0	0	0	2
Dave Silk	1	0	0	0	2
Ron Wilson	1	0	0	0	0
Brian Hayward	2	0	0	0	0
Bengt Lundholm	2	0	0	0	2
Scott Arniel	3	0	0	0	12
Brad Berry	3	0	0	0	0
Bobby Dollas	3	0	0	0	2
Jim Kyte	3	0	0	0	12
Jim Nill	3	0	0	0	4
Peter Taglianetti	3	0	0	0	2

GOALTENDER	GP	MIN	GAA	W-L	SO	GA	SA	SV%
Marc Behrend	1	12	0	0-0	0	0	7	1
Daniel Berthiaume	1	68	3.53	0-1	0	4	43	0.907
Brian Hayward	2	68	5.29	0-1	0	6	31	0.806
Dan Bouchard	1	40	7.5	0-1	0	5	22	0.773

1987-88 WINNIPEG JETS

PLAYER	GP	G	A	PTS	PIM
Dale Hawerchuk	5	3	4	7	16
Andrew McBain	5	2	5	7	29
Thomas Steen	5	1	5	6	2
Ray Neufeld	5	2	2	4	6
Laurie Boschman	5	1	3	4	9
Mario Marois	5	0	4	4	6
Dave Ellett	5	1	2	3	10
Paul MacLean	5	2	0	2	23
Peter Taglianetti	5	1	1	2	12
Fredrik Olausson	5	1	1	2	0
Randy Carlyle	5	0	2	2	10
Doug Smail	5	1	0	1	22
Steve Rooney	5	1	0	1	33
Randy Gilhen	4	1	0	1	10
Iain Duncan	4	0	1	1	0
Paul Boutilier	5	0	0	0	15
Ron Wilson	1	0	0	0	2
Gilles Hamel	1	0	0	0	0
Mark Kumpel	4	0	0	0	4
Peter Douris	1	0	0	0	0
Brad Jones	1	0	0	0	0
Tim Watters	4	0	0	0	4

GOALTENDER	GP	MIN	GAA	W-L	SO	GA	SA	SV%
Daniel Berthiaume	5	300	5	1-4	0	25	154	0.838

1986-87 WINNIPEG JETS

PLAYER	GP	G	A	PTS	PIM
Dale Hawerchuk	10	5	8	13	4
Dave Ellett	10	0	8	8	2
Paul MacLean	10	5	2	7	16
Thomas Steen	10	3	4	7	8
Brian Mullen	9	4	2	6	0
Randy Carlyle	10	1	5	6	22
Fredrik Olausson	10	2	3	5	4
Laurie Boschman	10	2	3	5	30
Doug Smail	10	4	0	4	10
Mario Marois	10	1	3	4	23
Jim Kyte	10	0	4	4	36
Ron Wilson	10	1	2	3	0
Gilles Hamel	8	2	0	2	2
Ray Neufeld	8	1	1	2	30
Andrew McBain	9	0	2	2	10
Iain Duncan	7	0	2	2	6
Tim Watters	10	0	1	1	21
Brad Berry	7	0	1	1	14
Jim Nill	2	0	0	0	7
Steve Rooney	8	0	0	0	34
Perry Turnbull	1	0	0	0	10

GOALTENDER	GP	MIN	GAA	W-L	SO	GA	SA	SV%
Daniel Berthiaume	8	437	2.87	4-4	0	21	210	0.9
Eldon Reddick	3	166	3.61	0-2	0	10	73	0.863

1989-90 WINNIPEG JETS

PLAYER	GP	G	A	PTS	PIM
Dale Hawerchuk	7	3	5	8	2
Thomas Steen	7	2	5	7	16
Pat Elynuik	7	2	4	6	2
Moe Mantha	7	1	5	6	2
Brent Ashton	7	3	1	4	2
Doug Evans	7	2	2	4	10
Greg Paslawski	7	1	3	4	0
Teppo Numminen	7	1	2	3	10
Dave Ellett	7	2	0	2	6
Paul Fenton	7	2	0	2	23
Mark Kumpel	7	2	0	2	2
Paul MacDermid	7	0	2	2	8
Fredrik Olausson	7	0	2	2	2
Doug Smail	5	1	0	1	0
Gord Donnelly	6	0	1	1	8
Dave McLlwain	7	0	1	1	2
Brad Berry	1	0	0	0	0
Laurie Boschman	2	0	0	0	2
Stephane Beauregard	4	0	0	0	0
Bob Essensa	4	0	0	0	0
Phil Sykes	4	0	0	0	0
Shawn Cronin	5	0	0	0	7
Peter Taglianetti	5	0	0	0	6

GOALTENDER	GP	MIN	GAA	W-L	SO	GA	SA	SV%
Stephane Beauregard	4	238	3.03	1-3	0	12	105	0.886
Bob Essensa	4	206	3.5	2-1	0	12	100	0.88



ALL-TIME PLAYOFF SCORING BY SEASON

1991-92 WINNIPEG JETS

PLAYER	GP	G	A	PTS	PIM
Thomas Steen	7	2	4	6	2
Fredrik Olausson	7	1	5	6	4
Phil Housley	7	1	4	5	0
Aaron Broten	7	2	2	4	12
Pat Elynuik	7	2	2	4	4
Evgeny Davydov	7	2	2	4	2
Keith Tkachuk	7	3	0	3	30
Ed Olczyk	6	2	1	3	4
Randy Carlyle	5	1	0	1	6
Lucien Deblois	5	1	0	1	2
Darrin Shannon	7	0	1	1	10
Phil Sykes	7	0	1	1	9
Bob Essensa	1	0	0	0	0
Doug Evans	1	0	0	0	2
Luciano Borsato	1	0	0	0	0
Kris Draper	2	0	0	0	0
Mike Hartman	2	0	0	0	2
Dean Kennedy	2	0	0	0	0
Shawn Cronin	4	0	0	0	6
Mike Eagles	7	0	0	0	8
Mike Lalor	7	0	0	0	19
Troy Murray	7	0	0	0	2
Teppo Numminen	7	0	0	0	0
Rick Tabaracci	7	0	0	0	0
Igor Ulanov	7	0	0	0	39

GOALTENDER	GP	MIN	GAA	W-L	SO	GA	SA	SV%
Rick Tabaracci	7	387	4.03	3-4	0	26	212	0.877
Bob Essensa	1	33	5.45	0-0	0	3	17	0.824

1995-96 WINNIPEG JETS

PLAYER	GP	G	A	PTS	PIM
Dave Manson	6	2	1	3	30
Alexei Zhamnov	6	2	1	3	8
Craig Janney	6	1	2	3	0
Ed Olczyk	6	1	2	3	6
Keith Tkachuk	6	1	2	3	22
Igor Korolev	6	0	3	3	0
Chad Kilger	4	1	0	1	0
Norm Maciver	6	1	0	1	2
Darrin Shannon	6	1	0	1	6
Kris King	5	0	1	1	4
Craig Muni	6	0	1	1	2
Mike Eastwood	6	0	1	1	2
Oleg Tverdovsky	6	0	1	1	0
Jim McKenzie	1	0	0	0	2
Craig Mills	1	0	0	0	0
Dallas Drake	3	0	0	0	0
Iain Fraser	4	0	0	0	0
Jeff Finley	6	0	0	0	4
Teppo Numminen	6	0	0	0	2
Mike Stapleton	6	0	0	0	21
Nikolai Khabibulin	6	0	0	0	0
Shane Doan	6	0	0	0	6

GOALTENDER	GP	MIN	GAA	W-L	SO	GA	SA	SV%
Nikolai Khabibulin	6	359	3.18	2-4	0	19	214	0.911

1992-93 WINNIPEG JETS

PLAYER	GP	G	A	PTS	PIM
Phil Housley	6	0	7	7	2
Teemu Selanne	6	4	2	6	2
Darrin Shannon	6	2	4	6	6
Keith Tkachuk	6	4	0	4	14
Thomas Steen	6	1	3	4	2
Stu Barnes	6	1	3	4	2
Andy Brickley	1	1	1	2	0
Kris King	6	1	1	2	4
Teppo Numminen	6	1	1	2	2
Mike Lalor	4	0	2	2	4
Fredrik Olausson	6	0	2	2	2
Alexei Zhamnov	6	0	2	2	2
Tie Domi	6	1	0	1	23
Luciano Borsato	6	1	0	1	4
Mike Eagles	5	0	1	1	6
Russ Romaniuk	1	0	0	0	0
John Druce	2	0	0	0	0
Bryan Erickson	3	0	0	0	0
Evgeny Davydov	4	0	0	0	0
Igor Ulanov	4	0	0	0	4
Bob Essensa	6	0	0	0	2
Dean Kennedy	6	0	0	0	2
Sergei Bautin	6	0	0	0	2

GOALTENDER	GP	MIN	GAA	W-L	SO	GA	SA	SV%
Bob Essensa	6	367	3.27	2-4	0	20	183	0.891

1996-97 PHOENIX COYOTES

PLAYER	GP	G	A	PTS	PIM
Cliff Ronning	7	0	7	7	12
Keith Tkachuk	7	6	0	6	7
Teppo Numminen	7	3	3	6	0
Jeremy Roenick	6	2	4	6	4
Darrin Shannon	7	3	1	4	4
Bob Corkum	7	2	2	4	4
Mike Gartner	7	1	2	3	4
Craig Janney	7	0	3	3	4
Deron Quint	7	0	2	2	0
Dallas Drake	7	0	1	1	2
Oleg Tverdovsky	7	0	1	1	0
Murray Baron	1	0	0	0	0
Jeff Finley	1	0	0	0	2
Igor Korolev	1	0	0	0	0
Jocelyn Lemieux	2	0	0	0	4
Shane Doan	4	0	0	0	2
Jim Johnson	6	0	0	0	4
Gerald Diduck	7	0	0	0	10
Kris King	7	0	0	0	17
Jim McKenzie	7	0	0	0	2
Jayson More	7	0	0	0	7
Mike Stapleton	7	0	0	0	14
Nikolai Khabibulin	7	0	0	0	6

GOALTENDER	GP	MIN	GAA	W-L	SO	GA	SA	SV%
Nikolai Khabibulin	7	426	2.11	3-4	1	15	222	0.932



ALL-TIME PLAYOFF SCORING BY SEASON

1997-98 PHOENIX COYOTES

PLAYER	GP	G	A	PTS	PIM
Rick Tocchet	6	6	2	8	25
Jeremy Roenick	6	5	3	8	4
Oleg Tverdovsky	6	0	7	7	0
Keith Tkachuk	6	3	3	6	10
Cliff Ronning	6	1	3	4	4
Craig Janney	6	0	3	3	0
Murray Baron	6	0	2	2	6
Gerald Diduck	6	0	2	2	20
Mike Gartner	5	1	0	1	18
Bob Corkum	6	1	0	1	4
Shane Doan	6	1	0	1	6
Dallas Drake	4	0	1	1	2
Nikolai Khabibulin	4	0	1	1	0
Darrin Shannon	5	0	1	1	4
Norm Maciver	6	0	1	1	2
Mark Janssens	1	0	0	0	2
Jim McKenzie	1	0	0	0	0
Teppo Numminen	1	0	0	0	0
Jim Cummins	3	0	0	0	4
Jimmy Waite	4	0	0	0	0
Brad Isbister	5	0	0	0	2
Michel Petit	5	0	0	0	8
Keith Carney	6	0	0	0	4
Mike Stapleton	6	0	0	0	2

GOALTENDER	GP	MIN	GAA	W-L	SO	GA	SA	SV%
Jimmy Waite	4	171	3.86	0-3	0	11	97	0.887
Nikolai Khabibulin	4	185	4.22	2-1	0	13	106	0.877

1999-2000 PHOENIX COYOTES

PLAYER	GP	G	A	PTS	PIM
Jeremy Roenick	5	2	2	4	10
Travis Green	5	2	1	3	2
Shane Doan	4	1	2	3	8
Benoit Hogue	5	1	2	3	2
Mikael Renberg	5	1	2	3	4
Trevor Letowski	5	1	1	2	4
Teppo Numminen	5	1	1	2	0
Keith Tkachuk	5	1	1	2	4
Dallas Drake	5	0	1	1	4
Jyrki Lumme	5	0	1	1	2
Radoslav Suchy	5	0	1	1	0
Mike Sullivan	5	0	1	1	0
Daniel Briere	1	0	0	0	0
J.J. Daigneault	1	0	0	0	0
Juha Ylonen	1	0	0	0	0
Louie DeBrusk	3	0	0	0	0
Greg Adams	5	0	0	0	0
Sean Burke	5	0	0	0	0
Stan Neckar	5	0	0	0	0
Mika Alatalo	5	0	0	0	2
Keith Carney	5	0	0	0	17
Lyle Odelein	5	0	0	0	16

GOALTENDER	GP	MIN	GAA	W-L	SO	GA	SA	SV%
Sean Burke	5	296	3.24	1-4	0	16	167	0.904

1998-99 PHOENIX COYOTES

PLAYER	GP	G	A	PTS	PIM
Dallas Drake	7	4	3	7	4
Shane Doan	7	2	2	4	6
Robert Reichel	7	1	3	4	2
Keith Tkachuk	7	1	3	4	13
Teppo Numminen	7	2	1	3	4
Keith Carney	7	1	2	3	10
Rick Tocchet	7	0	3	3	8
Louie DeBrusk	6	2	0	2	6
Stephen Leach	7	1	1	2	2
Juha Ylonen	2	0	2	2	2
Brian Noonan	5	0	2	2	4
Oleg Tverdovsky	6	0	2	2	6
Greg Adams	3	1	0	1	0
Mike Stapleton	7	1	0	1	0
Jim Cummins	3	0	1	1	0
Stan Neckar	6	0	1	1	4
Bob Corkum	7	0	1	1	4
Jyrki Lumme	7	0	1	1	6
Jeremy Roenick	1	0	0	0	0
Brad Tiley	1	0	0	0	0
Tavis Hansen	2	0	0	0	0
Gerald Diduck	3	0	0	0	2
Mike Sullivan	5	0	0	0	2
J.J. Daigneault	6	0	0	0	8
Nikolai Khabibulin	7	0	0	0	2

GOALTENDER	GP	MIN	GAA	W-L	SO	GA	SA	SV%
Nikolai Khabibulin	7	449	2.41	3-4	0	18	236	0.924

2001-02 PHOENIX COYOTES

PLAYER	GP	G	A	PTS	PIM
Shane Doan	5	2	2	4	6
Daniel Briere	5	2	1	3	2
Mike Johnson	5	1	1	2	6
Sean Burke	5	0	2	2	0
Denis Pederson	5	0	2	2	0
Todd Simpson	5	0	2	2	6
Daymond Langkow	5	1	0	1	0
Radoslav Suchy	5	1	0	1	0
Dan Focht	1	0	1	1	0
Drake Berehowsky	5	0	1	1	4
Branko Radivojevic	1	0	0	0	2
Krystofer Kolanos	2	0	0	0	6
Andrei Nazarov	3	0	0	0	2
Teppo Numminen	4	0	0	0	2
Landon Wilson	4	0	0	0	12
Claude Lemieux	5	0	0	0	2
Brad May	5	0	0	0	0
Brian Savage	5	0	0	0	0
Michal Handzus	5	0	0	0	2
Paul Mara	5	0	0	0	4
Ladislav Nagy	5	0	0	0	21
Ossi Vaananen	5	0	0	0	6

GOALTENDER	GP	MIN	GAA	W-L	SO	GA	SA	SV%
Sean Burke	5	297	2.63	1-4	0	13	133	0.902



ALL-TIME PLAYOFF SCORING BY SEASON

2009-10 PHOENIX COYOTES

PLAYER	GP	G	A	PTS	PIM			
Matthew Lombardi	7	1	5	6	2			
Wojtek Wolski	7	4	1	5	0			
Keith Yandle	7	2	3	5	4			
Radim Vrbata	7	2	2	4	4			
Derek Morris	7	1	3	4	11			
Petr Prucha	7	1	2	3	4			
Martin Hanzal	7	0	3	3	10			
Taylor Pyatt	7	1	1	2	2			
Vernon Fiddler	6	1	1	2	14			
Shane Doan	3	1	1	2	4			
Lee Stempniak	7	0	2	2	0			
Zbynek Michalek	7	0	2	2	2			
Adrian Aucoin	7	0	2	2	10			
Ed Jovanovski	7	1	0	1	4			
Lauri Korpikoski	7	1	0	1	2			
Sami Lepisto	7	1	0	1	0			
Mathieu Schneider	3	1	0	1	0			
Robert Lang	4	0	1	1	0			
Daniel Winnik	7	0	0	0	0			
Petteri Nokelainen	5	0	0	0	2			
GOALTENDER	GP	MIN	GAA	W-L	SO	GA	SA	SV%
Ilya Bryzgalov	7	419	3.44	3-4	0	24	255	.906

2010-11 PHOENIX COYOTES

PLAYER	GP	G	A	PTS	PIM			
Shane Doan	4	3	2	5	6			
Radim Vrbata	4	2	3	5	0			
Keith Yandle	4	0	5	5	0			
Ray Whitney	4	1	2	3	2			
Kyle Turris	4	1	2	3	2			
Martin Hanzal	4	1	2	3	8			
David Schlemko	7	1	0	1	4			
Taylor Pyatt	4	1	0	1	0			
Lauri Korpikoski	4	0	1	1	2			
Mikkel Boedker	4	0	1	1	2			
Ed Jovanovski	4	0	1	1	2			
Lee Stempniak	4	0	0	0	0			
Rostislav Klesla	4	0	0	0	7			
Michal Rozsival	4	0	0	0	2			
Eric Belanger	4	0	0	0	2			
Adrian Aucoin	4	0	0	0	2			
Vernon Fiddler	4	0	0	0	0			
Andrew Ebbett	3	0	0	0	0			
Paul Bissonnette	1	0	0	0	0			
GOALTENDER	GP	MIN	GAA	W-L	SO	GA	SA	SV%
Ilya Bryzgalov	4	234	4.36	0-4	0	17	140	.879

2011-12 PHOENIX COYOTES

PLAYER	GP	G	A	PTS	PIM			
Antoine Vermette	16	5	5	10	24			
Shane Doan	16	5	4	9	41			
Keith Yandle	16	1	8	9	10			
Mikkel Boedker	16	4	4	8	0			
Rostislav Klesla	15	2	6	8	4			
Ray Whitney	16	2	5	7	10			
Daymond Langkow	16	1	6	7	4			
Taylor Pyatt	16	4	2	6	2			
Martin Hanzal	12	3	3	6	29			
Derek Morris	16	2	4	6	24			
Radim Vrbata	16	2	3	5	8			
Oliver Ekman-Larsson	16	1	3	4	8			
Kyle Chipchura	15	1	3	4	7			
Gilbert Brule	12	2	1	3	0			
Raffi Torres	3	1	1	2	2			
Marc-Antoine Pouliot	8	1	1	2	2			
Boyd Gordon	16	0	2	2	6			
Adrian Aucoin	11	0	2	2	10			
Michal Rozsival	15	0	0	0	2			
Lauri Korpikoski	11	0	0	0	2			
David Schlemko	5	0	0	0	0			
Paul Bissonnette	3	0	0	0	15			
*Michael Stone	2	0	0	0	0			
GOALTENDER	GP	MIN	GAA	W-L	SO	GA	SA	SV%
Mike Smith	16	1027	1.99	9-7	3	34	602	.944



ALL-TIME PLAYOFF SCORING BY POINTS

#	PLAYER	GP	G	A	PTS	PIM	#	PLAYER	GP	G	A	PTS	PIM
1	Dale Hawerchuk	38	16	33	49	39	63	Daniel Briere	6	2	1	3	2
2	Thomas Steen	56	12	32	44	62	64	Gilbert Brule	12	2	1	3	0
3	Shane Doan	55	15	13	28	85	65	Benoit Hogue	5	1	2	3	2
4	Keith Tkachuk	44	19	9	28	100	66	Mikael Renberg	5	1	2	3	4
5	Paul MacLean	35	16	10	26	76	67	Petr Prucha	7	1	2	3	4
6	Dave Ellett	33	4	16	20	22	68	Keith Carney	18	1	2	3	31
7	Keith Yandle	27	3	16	19	14	69	Scott Arniel	18	1	2	3	26
8	Jeremy Roenick	18	9	9	18	18	70	Kris King	18	1	2	3	25
9	Fredrik Olausson	35	4	13	17	12	71	Tim Watters	28	1	2	3	49
10	Randy Carlyle	31	3	14	17	51	72	Igor Korolev	7	0	3	3	0
11	Teppo Numminen	50	8	8	16	20	73	Iain Duncan	11	0	3	3	6
12	Brian Mullen	26	7	9	16	16	74	Kyle Turris	4	1	2	3	2
13	Moe Mantha	16	5	10	15	18	75	Paul Fenton	7	2	0	2	23
14	Laurie Boschman	34	5	10	15	87	76	Louie DeBrusk	9	2	0	2	6
15	David Babych	18	4	10	14	35	77	Gilles Hamel	9	2	0	2	2
16	Radim Vrbata	27	6	8	14	12	78	Mark Kumpel	11	2	0	2	6
17	Ron Wilson	23	7	6	13	6	79	Mike Lalor	11	2	0	2	23
18	Darrin Shannon	31	6	7	13	30	80	Andy Brickley	1	1	1	2	0
19	Mario Marois	18	2	11	13	35	81	Raffi Torres	3	1	1	2	2
20	Andrew McBain	24	5	7	12	39	82	Trevor Letowski	5	1	1	2	4
21	Martin Hanzal	23	4	8	12	47	83	Mike Johnson	5	1	1	2	6
22	Phil Housley	13	1	11	12	2	84	Vernon Fiddler	10	1	1	2	14
23	Doug Smail	41	9	2	11	49	85	Stephen Leach	7	1	1	2	2
24	Rick Tocchet	13	6	5	11	33	86	Marc-Antoine Pouliot	8	1	1	2	2
25	Cliff Ronning	13	1	10	11	16	87	Radoslav Suchy	10	1	1	2	0
26	Oleg Tverdovsky	25	0	11	11	6	88	Norm Maciver	12	1	1	2	4
27	Pat Elynuik	14	4	6	10	6	89	Peter Taglianetti	14	1	1	2	20
28	Antoine Vermette	16	5	5	10	24	90	Juha Ylonen	3	0	2	2	2
29	Ray Whitney	20	3	7	10	12	91	Brian Noonan	5	0	2	2	4
30	Derek Morris	23	3	7	10	35	92	Denis Pederson	5	0	2	2	0
31	Dallas Drake	26	4	6	10	12	93	Todd Simpson	5	0	2	2	6
32	Ray Neufeld	18	6	3	9	46	94	Murray Baron	7	0	2	2	6
33	Craig Janney	19	1	8	9	4	95	Morris Lukowich	7	0	2	2	16
34	Mikkel Boedker	20	4	5	9	2	96	Paul MacDermid	7	0	2	2	8
35	Taylor Pyatt	27	6	3	9	4	97	Zbynek Michalek	7	0	2	2	2
36	Rostislav Klesla	19	2	6	8	17	98	Deron Quint	7	0	2	2	0
37	Daymond Langkow	21	2	6	8	4	99	Lee Stempniak	11	0	2	2	2
38	Bengt Lundholm	14	3	4	7	14	100	Sean Burke	10	0	2	2	0
39	Teemu Selanne	6	4	2	6	2	101	Perry Turnbull	12	0	2	2	47
40	Eddie Olczyk	12	3	3	6	10	102	Jyrki Lumme	12	0	2	2	8
41	Bob Corkum	20	3	3	6	12	103	Boyd Gordon	16	0	2	2	6
42	Matthew Lombardi	7	1	5	6	2	104	Gerald Diduck	16	0	2	2	32
43	Wojtek Wolski	7	4	1	5	0	105	Ed Jovanovski	11	1	1	2	6
44	Lucien DeBlois	15	3	2	5	15	106	Lauri Korpikoski	22	1	1	2	8
45	Alexei Zhamnov	12	2	3	5	10	107	Bill Derlago	3	1	0	1	0
46	Norm Dupont	5	3	1	4	0	108	Bryan Maxwell	3	1	0	1	23
47	Brent Ashton	7	3	1	4	2	109	Mathieu Schneider	3	1	0	1	0
48	Aaron Broten	7	2	2	4	12	110	Randy Gilhen	4	1	0	1	10
49	Doug Evans	8	2	2	4	12	111	Chad Kilger	4	1	0	1	0
50	Evgeny Davydov	11	2	2	4	2	112	David Schlemko	9	1	0	1	4
51	Robert Picard	11	2	2	4	20	113	Tie Domi	6	1	0	1	23
52	Mike Gartner	12	2	2	4	22	114	Luciano Borsato	7	1	0	1	4
53	Stu Barnes	6	1	3	4	2	115	Sami Lepisto	7	1	0	1	0
54	Kyle Chipchura	15	1	3	4	7	116	Greg Adams	8	1	0	1	0
55	Oliver Ekman-Larsson	16	1	3	4	8	117	Steve Rooney	13	1	0	1	67
56	Greg Paslawski	7	1	3	4	0	118	Mike Stapleton	26	1	0	1	37
57	Robert Reichel	7	1	3	4	2	119	Tim Young	1	0	1	1	0
58	Adrian Aucoin	22	0	4	4	22	120	Dan Focht	1	0	1	1	0
59	Jim Kyte	24	0	4	4	73	121	Murray Eaves	4	0	1	1	2
60	Willy Lindstrom	4	2	1	3	2	122	Robert Lang	4	0	1	1	0
61	Travis Green	5	2	1	3	2	123	Drake Berehowsky	5	0	1	1	4
62	Dave Manson	6	2	1	3	30	124	Jim Cummins	6	0	1	1	4



ALL-TIME PLAYOFF SCORING BY POINTS

#	PLAYER	GP	G	A	PTS	PIM	#	PLAYER	GP	G	A	PTS	PIM
125	Gord Donnelly	6	0	1	1	8	166	Iain Fraser	4	0	0	0	0
126	Mike Eastwood	6	0	1	1	2	167	Jimmy Mann	4	0	0	0	7
127	Craig Muni	6	0	1	1	2	168	Doug Soetaert	4	0	0	0	0
128	Dave Christian	7	0	1	1	2	169	Jimmy Waite	4	0	0	0	0
129	Dave McLlwain	7	0	1	1	2	170	Landon Wilson	4	0	0	0	12
130	Mike Sullivan	10	0	1	1	2	171	Paul Boutilier	5	0	0	0	15
131	Stan Neckar	11	0	1	1	4	172	Brad Isbister	5	0	0	0	2
132	Brad Berry	11	0	1	1	14	173	Michel Petit	5	0	0	0	8
133	Phil Sykes	11	0	1	1	9	174	Mika Alatalo	5	0	0	0	2
134	Mike Eagles	12	0	1	1	14	175	Lyle Odelein	5	0	0	0	16
135	Jim Nill	14	0	1	1	39	176	Claude Lemieux	5	0	0	0	2
136	Mike Smith	16	0	1	1	14	177	Brad May	5	0	0	0	0
137	Nikolai Khabibulin	24	0	1	1	8	178	Brian Savage	5	0	0	0	0
138	Dan Bouchard	1	0	0	0	2	179	Michal Handzus	5	0	0	0	2
139	Jordy Douglas	1	0	0	0	2	180	Paul Mara	5	0	0	0	4
140	Peter Douris	1	0	0	0	0	181	Ladislav Nagy	5	0	0	0	21
141	Mark Janssens	1	0	0	0	2	182	Petteri Nokelainen	5	0	0	0	2
142	Brad Jones	1	0	0	0	0	183	Ossi Vaananen	5	0	0	0	6
143	Craig Mills	1	0	0	0	0	184	Wade Campbell	6	0	0	0	9
144	Russ Romaniuk	1	0	0	0	0	185	Larry Hopkins	6	0	0	0	2
145	Dave Silk	1	0	0	0	2	186	Jim Johnson	6	0	0	0	4
146	Brad Tiley	1	0	0	0	0	187	Don Spring	6	0	0	0	10
147	Tim Trimper	1	0	0	0	0	188	J.J. Daigneault	7	0	0	0	8
148	Mike Veisor	1	0	0	0	0	189	Marc Behrend	7	0	0	0	0
149	Branko Radivojevic	1	0	0	0	2	190	Jeff Finley	7	0	0	0	6
150	Michael Stone	2	0	0	0	0	191	Jayson More	7	0	0	0	7
151	Kris Draper	2	0	0	0	0	192	Troy Murray	7	0	0	0	2
152	John Druce	2	0	0	0	0	193	Serge Savard	7	0	0	0	4
153	Tavis Hansen	2	0	0	0	0	194	Rick Tabaracci	7	0	0	0	0
154	Mike Hartman	2	0	0	0	2	195	Daniel Winnik	7	0	0	0	0
155	Jocelyn Lemieux	2	0	0	0	4	196	Dean Kennedy	8	0	0	0	2
156	Ed Staniowski	2	0	0	0	0	197	Shawn Cronin	9	0	0	0	13
157	Krystofer Kolanos	2	0	0	0	6	198	Jim McKenzie	9	0	0	0	4
158	Andrew Ebbett	3	0	0	0	0	199	Ilya Bryzgalov	11	0	0	0	0
159	Bobby Dollas	3	0	0	0	2	200	Bob Essensa	11	0	0	0	2
160	Bryan Erickson	3	0	0	0	0	201	Brian Hayward	11	0	0	0	0
161	Tom Martin	3	0	0	0	2	202	Igor Ulanov	11	0	0	0	43
162	Eldon Reddick	3	0	0	0	0	203	Daniel Berthiaume	14	0	0	0	0
163	Andrei Nazarov	3	0	0	0	2	204	Michal Rozsival	19	0	0	0	4
164	Paul Bissonnette	4	0	0	0	15	205	Stephane Beauregard	40	0	0	0	0
165	Eric Belanger	4	0	0	0	2							

ALL-TIME PLAYOFF GOALTENDING

PLAYER	YEAR	GP	MIN	GAA	W	L	SO	GA	SA	SV%
Mike Smith	2011-12	16	1027	1.99	9	7	3	34	602	0.944
Nikolai Khabibulin	1995-96 to 1998-99	24	1419	2.75	10	13	1	65	778	0.916
Sean Burke	1999-00 to 2001-02	10	593	2.93	2	8	0	29	300	0.903
Stephane Beauregard	1989-90	4	238	3.03	1	3	0	12	105	0.886
Bob Essensa	1989-90 to 1992-93	11	606	3.47	4	5	0	35	300	0.883
Eldon Reddick	1986-87	3	166	3.61	0	2	0	10	73	0.863
Marc Behrend	1983-84 to 1985-86	7	312	3.65	1	3	0	19	194	0.902
Daniel Berthiaume	1985-86 to 1987-88	14	805	3.73	5	9	0	50	407	0.877
Jimmy Waite	1997-98	4	171	3.86	0	3	0	11	97	0.887
Ilya Bryzgalov	2009-10 to 2010-11	11	653	3.90	3	8	0	41	395	0.896
Rick Tabaracci	1991-92	7	387	4.03	3	4	0	26	212	0.877
Brian Hayward	1982-83 to 1985-86	11	537	4.80	2	8	0	43	271	0.841
Doug Soetaert	1981-82 to 1983-84	4	160	4.88	1	2	0	13	91	0.857
Ed Staniowski	1981-82	2	120	6.00	0	2	0	12	42	0.714
Mike Veisor	1983-84	1	40	6.00	0	0	0	4	29	0.862
Dan Bouchard	1985-86	1	40	7.50	0	1	0	5	22	0.773



ALL-TIME CAREER PLAYOFF LEADERS

GAMES PLAYED

1. Thomas Steen	56
2. Shane Doan	55
3. Teppo Numminen	50
4. Keith Tkachuk	44
5. Doug Smail	41
6. Stephane Beauregard	40
7. Dale Hawerchuk	38
8. Paul MacLean	35
Fredrik Olausson	35
10. Laurie Boschman	34

GOALS

1. Keith Tkachuk	19
2. Dale Hawerchuk	16
Paul MacLean	16
4. Shane Doan	15
5. Thomas Steen	12
6. Jeremy Roenick	9
Doug Smail	9
8. Teppo Numminen	8
9. Brian Mullen	7
Ron Wilson	7

ASSISTS

1. Dale Hawerchuk	33
2. Thomas Steen	32
3. Dave Ellett	16
Keith Yandle	16
5. Randy Carlyle	14
6. Shane Doan	13
Fredrik Olausson	13
8. Mario Marois	11
Phil Housley	11
Oleg Tverdovsky	11

POINTS

1. Dale Hawerchuk	49
2. Thomas Steen	44
3. Keith Tkachuk	28
Shane Doan	28
5. Paul MacLean	26
6. Dave Ellett	20
7. Keith Yandle	19
8. Jeremy Roenick	18
9. Fredrik Olausson	17
Randy Carlyle	17

PENALTY MINUTES

1. Keith Tkachuk	100
2. Laurie Boschman	87
3. Shane Doan	85
4. Paul MacLean	76
5. Jim Kyte	73
6. Steve Rooney	67
7. Thomas Steen	62
8. Randy Carlyle	51
9. Tim Watters	49
Doug Smail	49

POWER PLAY GOALS

1. Thomas Steen	7
Paul Maclean	7
3. Keith Tkachuk	5
Dale Hawerchuk	5
5. Shane Doan	4
Dave Ellett	4
Teppo Numminen	4
8. Antoine Vermette	3
Jeremy Roenick	3
Dave Babych	3

SHORTHANDED GOALS

1. Dale Hawerchuk	3
2. Bengt Lundholm	2
Brian Mullen	2
Doug Smail	2
Jeremy Roenick	2
Thomas Steen	2
7. Several tied with	1

GAME-WINNING GOALS

1. Shane Doan	4
2. Mikkel Boedker	2
Martin Hanzal	2
Gilles Hamel	2
Jeremy Roenick	2
Teemu Selanne	2
7. Several tied with	1

ALL-TIME CAREER PLAYOFF GOALTENDING LEADERS

GAMES PLAYED

1. Nikolai Khabibulin	24
2. Mike Smith	16
3. Daniel Berthiaume	14
4. Ilya Bryzgalov	11
Bob Essensa	11

MINUTES PLAYED

1. Nikolai Khabibulin	1419
2. Mike Smith	1027
3. Daniel Berthiaume	805
4. Ilya Bryzgalov	653
5. Bob Essensa	606

WINS

1. Nikolai Khabibulin	10
2. Mike Smith	9
3. Daniel Berthiaume	5
4. Bob Essensa	4
5. Ilya Bryzgalov	3
Rick Tabaracci	3

GOALS AGAINST AVERAGE

1. Mike Smith	1.99
2. Nikolai Khabibulin	2.75
3. Sean Burke	2.93
4. Stephane Beauregard	3.03
5. Bob Essensa	3.47

SAVE PERCENTAGE

1. Mike Smith	.944
2. Nikolai Khabibulin	.916
3. Sean Burke	.903
4. Marc Behrend	.902
5. Ilya Bryzgalov	.892



TEAM PLAYOFF RECORDS: SINGLE YEAR

MOST

GAMES

16 – 2012

WINS

9 – 2012

HOME

4 – 2012

ROAD

5 – 2012

LOSSES

7 – 2012

HOME

5 – 2012

ROAD

3 – 7 times (last 2000)

GOALS

37 – 2012 (17 vs. CHI, 12 vs. NSH, 8 vs. LAK)

GOALS AGAINST

35 – 2 times (last 2012)

OVERTIME GAMES

7 – 2012

OVERTIME WINS

4 – 2012

CONSECUTIVE WINS

3 games – 3 times (last Apr. 23-29, 2012)

TEAM PLAYOFF RECORDS: SERIES

MOST

GOALS:

22 – 1987 (vs. CGY) and 1990 (vs. EDM)

GOALS, 3-GAME SERIES:

9 – 1983 (vs. EDM)

GOALS, 4-GAME SERIES:

15 – 1985 (vs. CGY)

GOALS, 5-GAME SERIES:

17 – 1988 (vs. EDM)

GOALS, 6-GAME SERIES:

22 – 1987 (vs. CGY)

GOALS, 7-GAME SERIES:

22 – 1990 (vs. EDM)

GOALS, BOTH TEAMS:

46 – 1990 (WPG 22 vs. EDM 24) and 1992 (WPG 17 vs. VAN 29)

GOALS, BOTH TEAMS, 3-GAME SERIES:

25 – 1984 (WPG 7 vs. EDM 18)

GOALS, BOTH TEAMS, 4-GAME SERIES:

33 – 1982 (WPG 13 vs. STL 20) and 1985 (WPG 11 vs. EDM 22)

GOALS, BOTH TEAMS, 5-GAME SERIES:

42 – 1988 (WPG 17 vs. EDM 25)

GOALS, BOTH TEAMS, 6-GAME SERIES:

42 – 1998 (PHX 18 vs. DET 24)

GOALS, BOTH TEAMS, 7-GAME SERIES:

46 – 1990 (WPG 22 vs. EDM 24) and 1992 (WPG 17 vs. VAN 29)

POWER PLAY GOALS:

8 – 1987 (vs. CGY)

PENALTY MINUTES:

213 – 1988 (vs. EDM)

SHUTOUTS, BOTH TEAMS:

2 – 3 times (last: 2012 WCF PHX 1 vs. LAK 1)

FEWEST

GOALS, 3-GAME SERIES:

7 – 1984 (vs. EDM)

GOALS, 4-GAME SERIES:

9 – 1987 (vs. EDM)

GOALS, 5-GAME SERIES:

7 – 2002 (vs. SJ)

GOALS, 6-GAME SERIES:

10 – 1996 (vs. DET)

GOALS, 7-GAME SERIES:

16 – 1999 (vs. STL)

GOALS, BOTH TEAMS, 3-GAME SERIES:

23 – 1983 (WPG 9 vs. EDM 14) and 1986 (WPG 8 vs. CGY 15)

GOALS, BOTH TEAMS, 4-GAME SERIES:

26 – 1987 (WPG 9 vs. EDM 17)

GOALS, BOTH TEAMS, 5-GAME SERIES:

20 – 2002 (PHX 7 vs. SJ 13)

GOALS, BOTH TEAMS, 6-GAME SERIES:

29 – 2012 (PHX 17 vs. CHI 12)

GOALS, BOTH TEAMS, 7-GAME SERIES:

34 – 1997 (PHX 17 vs. ANA 17)

PENALTY MINUTES:

41 – 2011 (vs. DET)



TEAM PLAYOFF RECORDS: GAME

MOST**GOALS**

7 – (WPG 7 at EDM 5) – Apr. 4, 1990;
(PHX 7 at DET 4) – Apr. 24, 1998

GOALS, BOTH TEAMS

12 – (WPG 7 at EDM 5) – Apr. 4, 1990

GOALS AGAINST

9 – (WPG 2 at EDM 9) – Apr. 4, 1984

POWER-PLAY GOALS

4 – vs STL, Apr. 8, 1982

POWER-PLAY GOALS AGAINST

4 – at EDM, Apr. 12, 1988; vs DET, Apr. 23, 1996;
and vs DET, May 3, 1998

SHORTHANDED GOALS

2 – at CGY, Apr. 14, 1985; vs EDM, Apr. 9, 1988;
and at DET, Apr. 24, 1998

SHOTS

41 – at STL, Apr. 11, 1982; vs. LAK, May 22, 2012

SHOTS AGAINST

54 – at EDM, Apr. 5, 1984

PENALTY MINUTES

71 – vs. EDM, Apr. 9, 1988

PENALTY MINUTES, BOTH TEAMS

150 – (WPG 71 vs. EDM 79) – Apr. 9, 1988

LONGEST OVERTIME

21 minutes, 8 seconds – vs EDM, Apr. 10, 1990. (Dave Ellett scored at 1:08 of 2nd overtime)

SHORTEST OVERTIME

25 seconds – at EDM, Apr. 5, 1984. (Randy Gregg scored at 0:25 of 1st overtime)

FEWEST**SHOTS**

13 – vs DET, Apr. 28, 1996

SHOTS AGAINST

16 – vs EDM, Apr. 8, 1990

TEAM PLAYOFF RECORDS: PERIOD

MOST**GOALS**

4 – (WPG 6 vs CGY 1) – Apr. 16, 1987, 1st period
(WPG 5 at CGY 3) – Apr. 14, 1985, 2nd period
(WPG 5 vs STL 2) – Apr. 8, 1982, 2nd period
and (PHX 7 at DET 4) – Apr. 24, 1998, 2nd period

GOALS AGAINST

6 – (WPG 4 at EDM 7) – Apr. 6, 1988, 3rd period

POWER-PLAY GOALS

3 – (WPG 5 vs STL 2) -- Apr. 8, 1982, 2nd period

POWER-PLAY GOALS AGAINST

3 – (WPG 1 vs DET 6) – Apr. 23, 1996, 2nd period and
(PHX 2 vs DET 5) – May 3, 1998, 2nd period

SHOTS

20 – (WPG 4 vs CGY 3) -- Apr. 12, 1987, 2nd period and
(PHX 3 vs DET 2) -- Apr. 14, 2010, 3rd period

SHOTS AGAINST

20 – (WPG 4 at EDM 5) – Apr. 5, 1984, 3rd period
(WPG 3 at DET 1) – Apr. 26, 1996, 3rd period
(PHX 3 vs LAK 4) – May 22, 2012, 2nd period

PENALTY MINUTES

59 – (WPG 2 at STL 8) – Apr. 11, 1982, 2nd period

PENALTY MINUTES, BOTH TEAMS

110 – (WPG 59 at STL 51) – Apr. 11, 1982, 2nd period

FEWEST**SHOTS**

1 – vs NSH, Apr. 27, 2012, 3rd period

SHOTS AGAINST

4 – at St. Louis, Apr. 10, 1982, 3rd period
– vs Anaheim, Apr. 22, 1997, 1st period
– vs Detroit, Apr. 30, 1998, 3rd period
– at Colorado, Apr. 21, 2000, 1st period
– at San Jose, Apr. 26, 2002, 3rd period
– vs Detroit, Apr. 23, 2010, 2nd period

FASTEST**FOUR GOALS**

9 minutes, 12 seconds – at Detroit, Apr. 24, 1998, 2nd period. Scorers: Rick Tocchet, 4:39; Jeremy Roenick, 7:13; Roenick, 13:24 and Keith Tkachuk, 13:51

THREE GOALS

4 minutes, 45 seconds – at St. Louis, Apr. 25, 1999, 1st period. Scorers: Dallas Drake, 3:46; Keith Tkachuk, 7:19; Louie DeBrusk, 8:31

THREE GOALS, BOTH TEAMS

27 seconds – at Detroit, Apr. 24, 1998, 2nd period. Scorers: Jeremy Roenick, Phoenix, 13:24; Mathieu Dandenault, Detroit, 13:32; Keith Tkachuk, Phoenix, 13:51

TWO GOALS

16 seconds – vs Calgary, Apr. 11, 1985, 2nd period. Scorers: Dale Hawerchuk, 0:47; Doug Smail, 1:03

TWO GOALS, BOTH TEAMS

8 seconds – at Detroit, Apr. 24, 1998, 2nd period. Scorers: Jeremy Roenick, Phoenix, 13:24; Mathieu Dandenault, Detroit, 13:32



INDIVIDUAL PLAYOFF RECORDS: CAREER

MOST

YEARS

10 – Thomas Steen, 1982 - 1988, 1990, 1992, 1993

CONSECUTIVE YEARS

7 – Dale Hawerchuk, 1982 - 1988; Thomas Steen, 1982 - 1988;
Doug Smail, 1982 - 1988

GAMES

56 – Thomas Steen

GOALS

19 – Keith Tkachuk

ASSISTS

33 – Dale Hawerchuk

POINTS

49 – Dale Hawerchuk

OVERTIME GOALS

2 – Mikkel Boedker

THREE-OR-MORE GOAL GAMES

1 – Teemu Selanne, at Vancouver, Apr. 27, 1993

PENALTY MINUTES

100 – Keith Tkachuk

GAMES BY A GOALTENDER

24 – Nikolai Khabibulin

MINUTES BY A GOALTENDER

1,419 – Nikolai Khabibulin

INDIVIDUAL PLAYOFF RECORDS: SINGLE YEAR

MOST

POINTS

13 – Dale Hawerchuk, 1987,
5 goals, 8 assists in 10 games

POINTS, DEFENSEMAN

9 – Dave Babych, 1985, 2 goals and 7 assists in 8 games
**Keith Yandle, 2012, 1 goal and 8 assists
in 16 games**

POINTS, ROOKIE

8 – Dale Hawerchuk, 1982,
1 goal and 7 assists in 4 games

GOALS

6 – Keith Tkachuk, 1997, 7 games
Rick Tocchet, 1998, 6 games

GOALS, DEFENSEMAN

3 – Teppo Numminen, 1997, 7 games

GOALS, ROOKIE

4 – Teemu Selanne, 1993, 6 games
Keith Tkachuk, 1993, 6 games

GAME-WINNING GOALS

2 – Gilles Hamel, 1987, 8 games
Teemu Selanne, 1993, 6 games
Jeremy Roenick, 1998, 6 games
Shane Doan, 1999, 7 games
Shane Doan, 2012, 16 games
Mikkel Boedker, 2012, 16 games
Martin Hanzal, 2012, 12 games

OVERTIME GOALS

2 – Mikkel Boedker

POWER-PLAY GOALS

3 – Dale Hawerchuk, 1987, 10 games
Rick Tocchet, 1998, 6 games
Antoine Vermette, 2012, 16 games

SHORTHANDED GOALS

2 – Bengt Lundholm, 1985, 5 games
Jeremy Roenick, 1998, 6 games

THREE-OR-MORE GOAL GAMES

1 – Teemu Selanne, 1993, 6 games

ASSISTS

8 – Dale Hawerchuk, 1987, 10 games
Dave Ellett, 1987, 10 games
Keith Yandle, 2012, 16 games

ASSISTS, DEFENSEMAN

8 – Dave Ellett, 1987, 10 games
Keith Yandle, 2012, 16 games

MINUTES PLAYED

1027 – Mike Smith, 2012, 16 games

WINS

9 – Mike Smith, 2012, 16 games

CONSECUTIVE WINS

3 – Nikolai Khabibulin, 1997 CQF, vs Anaheim
Nikolai Khabibulin, 1999 CQF, vs St. Louis
Mike Smith, 2012 CQF/CSF

LONGEST CONSECUTIVE GOAL-SCORING STREAK

5 games – Rick Tocchet, vs Detroit,
Apr. 22-Apr. 30, 1998, 6 goals

LONGEST CONSECUTIVE POINT-SCORING STREAK

6 games – Rick Tocchet, vs Detroit, Apr. 22-May 3,
1998, 6 goals, 2 assists, 8 points



INDIVIDUAL PLAYOFF RECORDS: SERIES

MOST**POINTS**

10 – Dale Hawerchuk, 1987 DSF, vs Calgary.
5 goals, 5 assists in 6 games

GOALS

6 – Keith Tkachuk, 1997 CQF, vs Anaheim, 7 games
Rick Tocchet, 1998 CQF, vs Detroit, 6 games

ASSISTS

7 – Dale Hawerchuk, 1982 DSF, vs St. Louis, 4 games
Phil Housley, 1993 DSF, vs Vancouver, 6 games
Cliff Ronning, 1997 CQF, vs Anaheim, 7 games
Oleg Tverdovsky, 1998 CQF, vs Detroit, 6 games

GAME-WINNING GOALS

2 – Gilles Hamel, 1987 DSF, vs Calgary, 4 games
Teemu Selanne, 1993 DSF, vs Vancouver, 6 games
Jeremy Roenick, 1998 CQF, vs Detroit, 6 games
Shane Doan, 1999 CQF, vs St. Louis, 7 games
Mikkel Boedker, 2012 CQF, vs CHI, 6 games

OVERTIME GOALS

2 – Mikkel Boedker, 2012 CQF, vs CHI (6 games)

POWER PLAY GOALS

3 – Dale Hawerchuk, 1987 DSF, vs Calgary, 6 games
Rick Tocchet, 1998 CQF, vs Detroit, 6 games
Antoine Vermette, 2012 CQF, vs CHI, 6 games

SHORTHANDED GOALS

2 – Bengt Lundholm, 1985 DF, vs Edmonton, 4 games
Jeremy Roenick, 1998 CQF, vs Detroit, 6 games

THREE-OR-MORE GOAL GAMES

1 – Teemu Selanne, 1993 DSF, vs Vancouver, 6 games

PENALTY MINUTES

39 – Igor Ulanov, 1992 DSF, vs Vancouver, 7 games

GOALS, ROOKIE

4 – Teemu Selanne, 1993 DSF, vs Vancouver, 6 games
Keith Tkachuk, 1993 DSF, vs Vancouver, 6 games

ASSISTS, ROOKIE

7 – Dale Hawerchuk, 1982 DSF, vs St. Louis, 4 games

POINTS, ROOKIE

8 – Dale Hawerchuk, 1982 DSF, vs St. Louis, 4 games

LONGEST**CONSECUTIVE POINT-SCORING STREAK**

6 games – Rick Tocchet, CQF vs Detroit, Apr. 22-May 3,
1998, 6 goals, 2 assists, 8 points

CONSECUTIVE GOAL-SCORING STREAK

5 games – Rick Tocchet, CQF vs Detroit,
Apr. 22-Apr. 30, 1998, 6 goals

CONSECUTIVE ASSIST-SCORING STREAK

4 games – Dale Hawerchuk, DSF vs St. Louis,
Apr. 7-Apr. 11, 1982, 7 assists

INDIVIDUAL PLAYOFF RECORDS: GAME

MOST**POINTS**

4 – Dale Hawerchuk, vs St. Louis, Apr. 8, 1982, 0 goals, 4 assists
Jeremy Roenick, at Detroit, Apr. 24, 1998, 2 goals, 2 assists

GOALS

3 – Teemu Selanne, vs Vancouver, Apr. 23, 1993

POWER PLAY GOALS

2 – Paul MacLean, vs St. Louis, Apr. 8, 1982
Moe Mantha, at Edmonton, Apr. 7, 1983
Teemu Selanne, vs Vancouver, Apr. 23, 1993
Shane Doan, at Detroit, Apr. 16, 2011
Antoine Vermette, vs CHI, Apr. 14, 2012

ASSISTS

4 – Dale Hawerchuk, vs St. Louis, Apr. 8, 1982

PENALTY MINUTES

25 – Dave Babych, at St. Louis, Apr. 11, 1982
Igor Ulanov, vs Vancouver, Apr. 22, 1992

SHOTS

9 – Ray Whitney, at CHI, Apr. 17, 2012

SHOTS FACED BY A GOALTENDER

54 – Marc Behrend, at Edmonton, Apr. 5, 1984

GOALS AGAINST BY A GOALTENDER

8 – Ed Staniowski, at St. Louis, Apr. 11, 1982
Rick Tabaracci, vs Vancouver, Apr. 28, 1992

INDIVIDUAL PLAYOFF RECORDS: PERIOD

MOST**POINTS:**

3 – Dale Hawerchuk, vs St. Louis, Apr. 8, 1982,
2nd period, 0 goals, 3 assists;
Phil Housley, vs Vancouver, Apr. 23, 1993,
1st period, 0 goals, 3 assists;
Jeremy Roenick, at Detroit, Apr. 24, 1998,
2nd period, 2 goals, 1 assist;
Oleg Tverdovsky, vs Detroit, Apr. 26, 1998,
3rd period, 0 goals, 3 assists

GOALS:

2 – Paul MacLean, at Calgary, Apr. 9, 1987, 2nd period
Dale Hawerchuk, at Edmonton, Apr. 12, 1988, 2nd period
Teemu Selanne, vs Vancouver, Apr. 23, 1993, 1st period
Darrin Shannon, vs Anaheim, Apr. 20, 1997, 1st period
Jeremy Roenick, at Detroit, Apr. 24, 1998, 2nd period
Shane Doan, at Detroit, Apr. 16, 2011, 3rd period

POWER-PLAY GOALS:

2 – Teemu Selanne, vs Vancouver, Apr. 23, 1993, 1st period
Shane Doan, at Detroit, Apr. 16, 2011, 3rd period

ASSISTS:

3 – Dale Hawerchuk, vs St. Louis, Apr. 8, 1982, 2nd period
Phil Housley, vs Vancouver, Apr. 23, 1993, 1st period
Oleg Tverdovsky, vs Detroit, Apr. 26, 1998, 3rd period

PENALTY MINUTES:

25 – Igor Ulanov, vs Vancouver, Apr. 22, 1992, 2nd period

SHOTS FACED BY A GOALTENDER:

22 – Ilya Bryzgalov, vs Detroit, Apr. 27, 2010, 2nd period

GOALS AGAINST BY A GOALTENDER:

6 – Daniel Berthiaume, at Edmonton, Apr. 6, 1988, 3rd period

FASTEST GOAL FROM START OF A GAME:

29 seconds – Sami Lepisto, at Detroit, Apr. 18, 2010



FRANCHISE FIRSTS: PLAYOFFS

FIRST GAME

Home: vs St. Louis, Apr. 7, 1982
Road: at St. Louis, Apr. 10, 1982

FIRST WIN

Home: vs St. Louis (5-2), Apr. 8, 1982
Road: at Calgary (5-3), Apr. 14, 1985

FIRST LOSS

Home: vs St. Louis (4-3), Apr. 7, 1982
Road: at St. Louis (6-3), Apr. 10, 1982

FIRST GOAL

Home: Willy Lindstrom (1:20 of 1st period) vs St. Louis, Apr. 7, 1982
Road: Bengt Lundholm (1:39 of 1st period) at St. Louis, Apr. 10, 1982

FIRST ASSISTS

Home: Thomas Steen (1:20 of 1st period) vs St. Louis, Apr. 7, 1982
Road: Thomas Steen, Willy Lindstrom (1:39 of 1st period) at St. Louis, Apr. 10, 1982

FIRST POWER-PLAY GOAL

Home: Paul MacLean (15:35 of 1st period) vs St. Louis, Apr. 8, 1982
Road: Norm Dupont (6:36 of 3rd period) at St. Louis, Apr. 11, 1982

FIRST SHORTHANDED GOAL

Home: Doug Smail (3:53 of 2nd period) vs Edmonton, Apr. 25, 1987
Home: Moe Mantha (4:53 of 2nd period) vs Edmonton, Apr. 5, 1983

FIRST GAME WINNING GOAL

Home: Paul MacLean (10:07 of 2nd period) vs St. Louis, Apr. 8, 1982
Road: Ron Wilson (8:09 of 2nd period) at Calgary, Apr. 14, 1985

FIRST GOAL ALLOWED

Home: Perry Turnbull (against Ed Staniowski at 19:51 of 1st period) vs St. Louis, Apr. 7, 1982
Road: Brian Sutter (against Doug Soetaert at 7:36 of 1st period) at St. Louis, Apr. 10, 1982

FIRST POWER-PLAY GOAL ALLOWED

Home: Guy Lapointe (18:02 of 3rd period) vs St. Louis, Apr. 7, 1982
Road: Perry Turnbull (5:36 of 1st period) at St. Louis, Apr. 11, 1982

FIRST SHORTHANDED GOAL ALLOWED

Home: Steve Konroyd (14:38 of 2nd period) vs Calgary, Apr. 10, 1985
Road: Wayne Gretzky (15:58 of 1st period) at Edmonton, Apr. 6, 1983

FIRST WIN BY A GOALTENDER

Home: Doug Soetaert vs St. Louis (5-2), Apr. 8, 1982
Road: Marc Behrend vs Calgary (5-3), Apr. 10, 1985

FIRST LOSS BY A GOALTENDER

Home: Ed Staniowski vs St. Louis (4-3), Apr. 7, 1982
Road: Doug Soetaert vs St. Louis (6-3), Apr. 10, 1982

FIRST SHUTOUT FOR

Home: Nikolai Khabibulin (32 saves) vs Anaheim (2-0), Apr. 22, 1997
Road: **Mike Smith (25 saves) at NSH (1-0), May 4, 2012**

FIRST SHUTOUT AGAINST

Home: Grant Fuhr (35 saves) vs St. Louis (1-0, OT), May 4, 1999
Road: Rejean Lemelin (33 saves) vs Calgary (4-0), Apr. 13, 1985

FIRST 2-GOAL GAME

Home: Willy Lindstrom vs St. Louis, Apr. 7, 1982
Road: Moe Mantha at Edmonton, Apr. 7, 1983

FIRST HAT TRICK

Home: Teemu Selanne vs Vancouver, Apr. 23, 1993
Road: None

FIRST PENALTY SHOT

Home: None
Road: Mike Johnson at San Jose (against Evgeni Nabokov at 19:45 of 2nd period), Apr. 26, 2002 (scored)

FIRST MINOR PENALTY

Home: Morris Lukowich, high sticking (4:14 of 1st period) vs St. Louis, Apr. 7, 1982
Road: Perry Turnbull, elbowing (2:14 of 1st period) at St. Louis, Apr. 10, 1982

FIRST MAJOR PENALTY

Home: Jimmy Mann, fighting (12:41 of 2nd period) vs St. Louis, Apr. 7, 1982
Road: Dave Babych, fighting (7:47 of 1st period) at St. Louis, Apr. 11, 1982

FIRST MISCONDUCT PENALTY

Home: Bryan Maxwell (12:19 of 2nd period) vs Edmonton, Apr. 9, 1983
Road: Dave Babych (19:30 of 2nd period) vs St. Louis, Apr. 11, 1982



COYOTES FIRSTS: PLAYOFFS

FIRST GAME

Home: vs Anaheim, Apr. 20, 1997

Road: at Anaheim, Apr. 16, 1997

FIRST WIN

Home: vs Anaheim (4-1), Apr. 20, 1997

Road: at Anaheim (5-2), Apr. 24, 1997

FIRST LOSS

Home: vs Anaheim (3-2 OT), Apr. 27, 1997

Road: at Anaheim (4-2), Apr. 16, 1997

FIRST GOAL

Home: Darrin Shannon (1:18 of 1st period) vs Anaheim, Apr. 20, 1997

Road: Jeremy Roenick (3:27 of 2nd period) at Anaheim, Apr. 16, 1997

FIRST ASSISTS

Home: Cliff Ronning, Jeremy Roenick (1:18 of 1st period) vs Anaheim, Apr. 20, 1997

Road: Cliff Ronning, Teppo Numminen (3:27 of 2nd period) at Anaheim, Apr. 16, 1997

FIRST POWER-PLAY GOAL

Home: Keith Tkachuk (17:44 of 3rd period) vs Anaheim, Apr. 27, 1997

Road: Keith Tkachuk (16:48 of 2nd period) at Anaheim, Apr. 16, 1997

FIRST SHORTHANDED GOAL

Home: None

Road: Jeremy Roenick (7:13 of 2nd period) at Detroit, Apr. 24, 1998

FIRST GAME-WINNING GOAL

Home: Darrin Shannon (8:50 of 1st period) vs Anaheim, Apr. 20, 1997

Road: Teppo Numminen (9:12 of 2nd period) at Anaheim, Apr. 24, 1997

FIRST GOAL ALLOWED

Home: Paul Kariya (18:49 of 1st period) vs Anaheim, Apr. 20, 1997

Road: Teemu Selanne (8:57 of 1st period) at Anaheim, Apr. 16, 1997

FIRST POWER-PLAY GOAL ALLOWED

Home: Paul Kariya (18:49 of 1st period) vs Anaheim, Apr. 20, 1997

Road: Teemu Selanne (8:57 of 1st period) at Anaheim, Apr. 16, 1997

FIRST SHORTHANDED GOAL ALLOWED

Home: Anze Kopitar (11:13 of the 1st period) vs LAK, May 22, 2012

Road: None

FIRST WIN BY A GOALTENDER

Home: Nikolai Khabibulin vs Anaheim (4-1), Apr. 20, 1997

Road: Nikolai Khabibulin at Anaheim (5-2), Apr. 24, 1997

FIRST LOSS BY A GOALTENDER

Home: Nikolai Khabibulin vs Anaheim (3-2 OT), Apr. 27, 1997

Road: Nikolai Khabibulin at Anaheim (4-2), Apr. 16, 1997

FIRST SHUTOUT FOR

Home: Nikolai Khabibulin (32 saves) vs Anaheim (2-0), Apr. 22, 1997

Road: **Mike Smith (25 saves) at NSH (1-0), May 4, 2012**

FIRST SHUTOUT AGAINST

Home: Grant Fuhr (35 saves) vs St. Louis (1-0 OT), May 4, 1999

Road: Guy Hebert (31 saves) at Anaheim (3-0), Apr. 29, 1997

FIRST 2-GOAL GAME

Home: Darrin Shannon vs Anaheim, Apr. 20, 1997

Road: Keith Tkachuk at Anaheim, Apr. 24, 1997

FIRST HAT TRICK

Home: None

Road: None

FIRST PENALTY SHOT

Home: None

Road: Mike Johnson at San Jose (against Evgeni Nabokov at 19:45 of 2nd period), Apr. 26, 2002 (scored)

FIRST MINOR PENALTY

Home: Jim McKenzie, holding (2:30 of 1st period) vs Anaheim, Apr. 20, 1997

Road: **Shane Doan, interference (7:01 of 1st period) at Anaheim, Apr. 16, 1997**

FIRST MAJOR PENALTY

Home: Jayson More, fighting (19:39 of 3rd period) vs Anaheim, Apr. 20, 1997

Road: Kris King, fighting (6:57 of 3rd period) at Anaheim, Apr. 18, 1997

FIRST MISCONDUCT PENALTY

Home: Kris King, Mike Stapleton (19:39 of 3rd period) vs Anaheim, Apr. 20, 1997

Road: Cliff Ronning (19:53 of 3rd period) at Anaheim, Apr. 18, 1997





NDE 3

DOAN 19





2012-13 NHL DIRECTORY

New York

1185 Avenue of the Americas
New York, NY 10036
212-789-2000
Fax: 212-789-2020

Montréal

1800 McGill College Avenue, Suite 2600
Montréal, Québec, H3A 3J6
514-841-9220
Fax: 514-841-1070

Toronto

50 Bay Street, 11th Floor
Toronto, Ontario, M5J 2X8
416-359-7900
Fax: 416-981-2779



Gary Bettman
Commissioner



Bill Daly
Deputy Commissioner

NHL Executives

Commissioner	Gary B. Bettman
Deputy Commissioner	William Daly
Chief Operating Officer	John Collins
Senior Executive Vice President of Hockey Operations	Colin Campbell



STANLEY CUP CHAMPIONS

SEASON	WINNING TEAM
2011-12	Los Angeles Kings
2010-11	Boston Bruins
2009-10	Chicago Blackhawks
2008-09	Pittsburgh Penguins
2007-08	Detroit Red Wings
2006-07	Anaheim Ducks
2005-06	Carolina Hurricanes
2003-04	Tampa Bay Lightning
2002-03	New Jersey Devils
2001-02	Detroit Red Wings
2000-01	Colorado Avalanche
1999-00	New Jersey Devils
1998-99	Dallas Stars
1997-98	Detroit Red Wings
1996-97	Detroit Red Wings
1995-96	Colorado Avalanche
1994-95	New Jersey Devils
1993-94	New York Rangers
1992-93	Montreal Canadiens
1991-92	Pittsburgh Penguins
1990-91	Pittsburgh Penguins
1989-90	Edmonton Oilers
1988-89	Calgary Flames
1987-88	Edmonton Oilers
1986-87	Edmonton Oilers
1985-86	Montreal Canadiens
1984-85	Edmonton Oilers
1983-84	Edmonton Oilers
1982-83	New York Islanders
1981-82	New York Islanders
1980-81	New York Islanders
1979-80	New York Islanders
1978-79	Montreal Canadiens
1977-78	Montreal Canadiens
1976-77	Montreal Canadiens
1975-76	Montreal Canadiens
1974-75	Philadelphia Flyers
1973-74	Philadelphia Flyers
1972-73	Montreal Canadiens
1971-72	Boston Bruins
1970-71	Montreal Canadiens
1969-70	Boston Bruins
1968-69	Montreal Canadiens
1967-68	Montreal Canadiens
1966-67	Toronto Maple Leafs
1965-66	Montreal Canadiens
1964-65	Montreal Canadiens



SEASON	WINNING TEAM
1963-64	Toronto Maple Leafs
1962-63	Toronto Maple Leafs
1961-62	Toronto Maple Leafs
1960-61	Chicago Blackhawks
1959-60	Montreal Canadiens
1958-59	Montreal Canadiens
1957-58	Montreal Canadiens
1956-57	Montreal Canadiens
1955-56	Montreal Canadiens
1954-55	Detroit Red Wings
1953-54	Detroit Red Wings
1952-53	Montreal Canadiens
1951-52	Detroit Red Wings
1950-51	Toronto Maple Leafs
1949-50	Detroit Red Wings
1948-49	Toronto Maple Leafs
1947-48	Toronto Maple Leafs
1946-47	Toronto Maple Leafs
1945-46	Montreal Canadiens
1944-45	Toronto Maple Leafs
1943-44	Montreal Canadiens
1942-43	Detroit Red Wings
1941-42	Toronto Maple Leafs
1940-41	Boston Bruins
1939-40	New York Rangers
1938-39	Boston Bruins
1937-38	Chicago Blackhawks
1936-37	Detroit Red Wings
1935-36	Detroit Red Wings
1934-35	Montreal Maroons
1933-34	Chicago Blackhawks
1932-33	New York Rangers
1931-32	Toronto Maple Leafs
1930-31	Montreal Canadiens
1929-30	Montreal Canadiens
1928-29	Boston Bruins
1927-28	New York Rangers
1926-27	Ottawa Senators
1925-26	Montreal Maroons
1924-25	Victoria Cougars
1923-24	Montreal Canadiens
1922-23	Ottawa Senators
1921-22	Toronto St. Pats
1920-21	Ottawa Senators
1919-20	Ottawa Senators
*1918-19	No Decision
1917-18	Toronto Arenas

* The 1919 Final between the Seattle Metropolitans and Montreal Canadiens was cancelled due to an influenza epidemic.



NHL TROPHIES AND AWARDS

HART MEMORIAL TROPHY An annual award “to the player adjudged to be the most valuable to his team.” Winner selected in a poll by the Professional Hockey Writers’ Association at the end of the regular season schedule.

2012 Winner: Evgeni Malkin, Pittsburgh Penguins

ART ROSS TROPHY An annual award “to the player who leads the league in scoring points at the end of the regular season.”

2012 Winner: Evgeni Malkin, Pittsburgh Penguins

MAURICE “ROCKET” RICHARD TROPHY An annual award “to the player who leads the league in goals scored at the end of the regular season.”

2012 Winner: Steven Stamkos, Tampa Bay Lightning

CALDER MEMORIAL TROPHY An annual award “to the player selected as the most proficient in his first year of competition in the National Hockey League.” Winner selected in a poll by the Professional Hockey Writers’ Association at the end of the regular season schedule.

2012 Winner: Gabriel Landeskog, Colorado Avalanche

JAMES NORRIS MEMORIAL TROPHY An annual award “to the defense player who demonstrates throughout the season the greatest all-around ability in the position.” Winner selected in a poll by the Professional Hockey Writers’ Association at the end of the regular season schedule.

2012 Winner: Shea Weber, Nashville Predators

VEZINA TROPHY An annual award “to the goalkeeper adjudged to be the best at his position, as voted by the general managers of each of the 30 clubs.”

2012 Winner: Henrik Lundqvist, New York Rangers

LADY BYNG MEMORIAL TROPHY An annual award “to the player adjudged to have exhibited the best type of sportsmanship and gentlemanly conduct combined with a high standard of playing ability.” Winner selected in a poll by the Professional Hockey Writers’ Association at the end of the regular season schedule.

2012 Winner: Brian Campbell, Florida Panthers

FRANK J. SELKE TROPHY An annual award “to the forward who best excels in the defensive aspects of the game.” Winner selected in a poll by the Professional Hockey Writers’ Association at the end of the regular season schedule.

2012 Winner: Patrice Bergeron, Boston Bruins

CONN SMYTHE TROPHY An annual award “to the most valuable player for his team in the playoffs.” Winner selected in a poll by the Professional Hockey Writers’ Association at the conclusion of the final game of the Stanley Cup Finals.

2012 Winner: Jonathan Quick, Los Angeles Kings

WILLIAM M. JENNINGS TROPHY An annual award “to the goalkeeper(s) having played a minimum of 25 games for the team with the fewest goals scored against it.” Winners selected on regular season play.

2012 Winners: Brian Elliott & Jaroslav Halak, St. Louis Blues

JACK ADAMS AWARD An annual award presented by the National Hockey League Broadcasters’ Association “to the NHL coach adjudged to have contributed the most to his team’s success.” Winner selected by poll among members of the NHL Broadcasters’ Association at the end of the regular season.

2012 Winner: Ken Hitchcock, St. Louis Blues

BILL MASTERTON TROPHY An annual award under the trusteeship of the Professional Hockey Writers’ Association to “the National Hockey League player who best exemplifies the qualities of perseverance, sportsmanship, and dedication to hockey.” Winner selected by poll among the 26 chapters of the PHWA at the end of the regular season.

2012 Winner: Max Pacioretty, Montreal Canadiens

LESTER PATRICK TROPHY An annual award “for outstanding service to hockey in the United States.” Eligible recipients are players, officials, coaches, executives, and referees. Winner selected by an award committee consisting of the Commissioner of the NHL, an NHL Governor, a representative of the New York Rangers, a member of the Hockey Hall of Fame Builder’s section, a member of the Hockey Hall of Fame Player’s section, a member of the U.S. Hockey Hall of Fame, a member of the NHL Broadcasters’ Association, and a member of the Professional Hockey Writers’ Association. Each (except the League President) is rotated annually.

2011-12 Winners: Dick Patrick, Bob Chase/Wallenstein

TED LINDSAY AWARD An annual award presented to the NHL’s outstanding player as selected by the members of the National Hockey League Players’ Association.

2012 Winner: Evgeni Malkin, Pittsburgh Penguins

KING CLANCY MEMORIAL TROPHY An annual award “to the player who best exemplifies leadership qualities on and off the ice and has made a noteworthy humanitarian contribution in his community.”

2012 Winner: Daniel Alfredsson, Ottawa Senators

GENERAL MANAGER OF THE YEAR An annual award in which voting is conducted among the 30 Club General Managers and a panel of NHL executives, print and broadcast media.

2012 Winner: Doug Armstrong, St. Louis Blues

MARK MESSIER LEADERSHIP AWARD An annual award “that recognizes an individual as a superior leader within their sport, and as a contributing member of society.”

2012 Winner: Shane Doan, Phoenix Coyotes

PRESIDENTS’ TROPHY An annual award to the club finishing the regular season with the best overall record.

2012 Winner: Vancouver Canucks



2012-13 NHL ALIGNMENT



PACIFIC DIVISION

ANAHEIM DUCKS

Honda Center
2695 Katella Ave.
Anaheim, CA 92806
(714) 940-2900
G.M.: Bob Murray
Coach: Bruce Boudreau

DALLAS STARS

Dr. Pepper StarCenter
2601 Avenue of the Stars
Frisco, TX 75034
(214) 387-5500
G.M.: Joe Nieuwendyk
Coach: Glen Gulutzan

LOS ANGELES KINGS

Toyota Sports Center
555 N. Nash St.
El Segundo, CA 90245
(310) 535-4500
G.M.: Dean Lombardi
Coach: Darryl Sutter

PHOENIX COYOTES

Jobing.com Arena
6751 N. Sunset Blvd #200
Glendale, AZ 85305
(623) 772-3200
G.M.: Don Maloney
Coach: Dave Tippett

SAN JOSE SHARKS

HP Pavilion at San Jose
525 West Santa Clara St.
San Jose, CA 95113
(408) 287-7070
G.M.: Doug Wilson
Coach: Todd McLellan

NORTHWEST DIVISION

CALGARY FLAMES

Scotiabank Saddledome
P.O. Box 1540, Station M
Calgary, AB T2P 3B9
(403) 777-4636
G.M.: Jay Feaster
Coach: Bob Hartley

COLORADO AVALANCHE

Pepsi Center
1000 Chopper Place
Denver, CO 80204
(303) 405-1100
G.M.: Greg Sherman
Coach: Joe Sacco

EDMONTON OILERS

11230 110th Street
Edmonton, AB T5G 3H7
(780) 414-4000
G.M.: Steve Tambellini
Coach: Ralph Krueger

MINNESOTA WILD

317 Washington St.
St. Paul, MN 55102
(651) 602-6000
G.M.: Chuck Fletcher
Coach: Mike Yeo

VANCOUVER CANUCKS

Rogers Arena
800 Griffiths Way
Vancouver, BC V6B 6G1
(604) 899-4600
G.M.: Mike Gillis
Coach: Alain Vigneault

CENTRAL DIVISION

CHICAGO BLACKHAWKS

United Center
1901 W. Madison St.
Chicago, IL 60612
(312) 455-7000
G.M.: Stan Bowman
Coach: Joel Quenneville

COLUMBUS BLUE JACKETS

Nationwide Arena
200 W. Nationwide Blvd.
Columbus, OH 43215
(614) 246-4625
G.M.: Scott Howson
Coach: Todd Richards

DETROIT RED WINGS

Joe Louis Arena
600 Civic Center Drive
Detroit, MI 48226
(313) 396-7000
G.M.: Ken Holland
Coach: Mike Babcock

NASHVILLE PREDATORS

Bridgestone Arena
501 Broadway
Nashville, TN 37203
(615) 770-2300
G.M.: David Poile
Coach: Barry Trotz

ST. LOUIS BLUES

ST. LOUIS BLUES
Scottrade Center
1401 Clark Ave.
St. Louis, MO 63103
(314) 622-2500
G.M.: Doug Armstrong
Coach: Ken Hitchcock



2012-13 NHL ALIGNMENT

**NORTHEAST DIVISION****BOSTON BRUINS**

TD Garden
100 Legends Way
Boston, MA 02114
(617) 624-1900
G.M.: Peter Chiarelli
Coach: Claude Julien

BUFFALO SABRES

First Niagara Center
One Seymour H. Knox III Plaza
Buffalo, NY 14203
(716) 855-4100
G.M.: Darcy Regier
Coach: Lindy Ruff

MONTREAL CANADIENS

Bell Centre
1260 de La Gauchetiere Street West
Montreal, QC H3B 5E8
(514) 932-2582
G.M.: Marc Bergevin
Coach: Michel Therrien

OTTAWA SENATORS

Scotiabank Place
1000 Palladium Drive
Ottawa, ON K2V 1A5
(613) 599-0250
G.M.: Bryan Murray
Coach: Paul MacLean

TORONTO MAPLE LEAFS

Air Canada Centre
40 Bay St., Suite 400
Toronto, ON M5J 2X2
(416) 815-5700
G.M.: Dave Nonis
Coach: Randy Carlyle

ATLANTIC DIVISION**NEW JERSEY DEVILS**

Prudential Center
165 Mulberry St.
Newark, NJ 07102
(973) 757-6100
G.M.: Lou Lamoriello
Coach: Peter DeBoer

NEW YORK ISLANDERS

Nassau Coliseum
1255 Hempstead Turnpike
Uniondale, NY 11553
(516) 501-6700
G.M.: Garth Snow
Coach: Jack Capuano

NEW YORK RANGERS

Madison Square Garden
Two Pennsylvania Plaza, 14th Floor
New York, NY 10121
(212) 465-6486
G.M.: Glen Sather
Coach: John Tortorella

PHILADELPHIA FLYERS

Wells Fargo Center
3601 South Broad St.
Philadelphia, PA 19148
(215) 465-4500
G.M.: Paul Holmgren
Coach: Peter Laviolette

PITTSBURGH PENGUINS

CONSOL Energy Center
1001 Fifth Avenue
Pittsburgh, PA 15219
(412) 642-1300
G.M.: Ray Shero
Coach: Dan Bylsma

SOUTHEAST DIVISION**CAROLINA HURRICANES**

PNC Arena
1400 Edwards Mill Rd.
Raleigh, NC 27607
(919) 467-7825
G.M.: Jim Rutherford
Coach: Kirk Muller

FLORIDA PANTHERS

BankAtlantic Center
One Panther Parkway
Sunrise, FL 33323
(954) 835-7000
G.M.: Dale Tallon
Coach: Kevin Dineen

TAMPA BAY LIGHTNING

Tampa Bay Times Forum
401 Channelside Drive
Tampa, FL 33602
(813) 301-6500
G.M.: Steve Yzerman
Coach: Guy Boucher

WASHINGTON CAPITALS

Kettler Capitals Iceplex
627 N. Glebe Rd., Suite 850
Arlington, VA 22203
(202) 266-2200
G.M.: George McPhee
Coach: Adam Oates

WINNIPEG JETS

MTS Centre
260 Hargrave St.
Winnipeg, MB R3C 5S5
(204) 987-7825
G.M.: Kevin Cheveldayoff
Coach: Claude Noel



HOCKEY TERMS

Backchecking	Forwards in the attacking zone skate back to their own end to protect their own net and prevent opponent's shots on goal.
Boarding	An excessively violent board check against an opponent.
Body Check	The legal use of the body (most often the hip or shoulder) to knock an opponent off the puck.
Breakaway	A clear scoring opportunity where no defensive player is between the puck carrier and the goaltender.
Breakout	Beginning an offensive rush by passing the puck out of the defensive zone up into the neutral ice zone.
Butt-Ending	Use of the shaft end of the stick in a jabbing motion to hit an opponent.
Charging	Taking more than three skating strides prior to checking an opponent.
Cross-Checking	Hitting an opponent with both hands on the stick and no part of the stick on the ice.
Delay of Game	When any player, while in his defending zone, shoots the puck directly (non-deflected) out of the playing surface, except where there is no glass, a penalty will be assessed for delaying the game. When the puck is shot into the players' bench, the penalty will not apply. When the puck is shot over the glass behind the players' bench, the penalty will be assessed.
Diving	A minor penalty may be assessed for any player who "dives" or embellishes a fall or reaction to draw a penalty.
Drop Pass	A pass in which the player carrying the puck leaves it behind for a trailing teammate.
Face-Off	The act of dropping the puck between opposing players to begin play.
Five-Hole	The area where a shooter would attempt to score between a goalie's pads.
Freezing the puck	Pinning the puck against the boards with either the stick or the skates.
Game Misconduct	A penalty that disqualifies a player for the remainder of the game.
Goal Crease	The blue semicircular area in front of each goal designed to protect goalies from interference by attacking players.
Hat Trick	Three goals in a single game by a single player. If a player scores three consecutive goals in a game it is known as a "natural hat trick."
Head Manning	A forward pass made to an attacking teammate farther up the ice.
Icing	Shooting the puck from behind the red line (center ice) beyond the opponent's goal line. After an icing call, a face-off is held in the offender's zone. Icing is legal when a team is shorthanded, when the puck passes through the goal crease, if the goalie plays the puck, if a defensive player could have played the puck, or if an attacking player touches the puck first. A team that ices the puck will not be permitted to make any player substitutions prior to the ensuing face-off. The determination of players on-ice will be made when the puck leaves the offending player's stick.
Interference	Illegal body contact with an opponent who is not in possession of the puck, or knocking an opponent's fallen stick out of his reach.
Major Penalty	A five-minute penalty called for fighting or flagrant minor infractions, such as high-sticking, butt-ending, or elbowing.
Man Advantage	A team with one or more players on the ice than the opposing team.

Minor Penalty	A two-minute penalty called for a variety of infractions, including holding, interference, cross-checking, delay of game, and too many men on the ice.
Misconduct Penalty	A ten-minute penalty called against an individual. Substitutes are permitted to immediately replace a player serving a misconduct penalty.
Neutral Zone	The area (neither offensive or defensive) between the two blue lines.
One-Timer	A shot towards the goal in which the shooter receives a pass and shoots the puck without stopping it.
Off-Side	Occurs when both skates of an attacking player cross the blue line into the attacking zone before the puck. Results in a face-off in the neutral zone.
Penalty Killing	The act of preventing goals while playing shorthanded.
Penalty Shot	A one-on-one breakaway situation awarded to an attacker when that attacker is fouled from behind and is denied a breakaway scoring opportunity, or when the goaltender deliberately displaces the goal post during the course of a breakaway, or when a defensive player falls on the puck in his own goal crease.
Point	A position just inside the attacking blue line usually occupied by a defenseman when their team is in control of the puck inside the attack zone.
Poke Check	A defensive play in which the puck is removed from the possession of an attacker with the blade of the stick.
Power Play	Occurs when a team has a one or two man advantage over the opposition due to penalties.
Shootout	The shootout is used to decide tie games. The "breakaway" is the most exciting play in hockey, and the shootout gives each team the opportunity to use the breakaway in order to determine a winner. If the game remains tied following sudden-death overtime, then a shootout will occur. Three players from each team will participate in the shootout in the order the coach selects. The teams alternate shots. The team with the most goals after each team has taken three shots is declared the winner, unless the outcome is determined earlier in the shootout (example: if Team A is ahead 2-0 after each team has taken two shots). If the score remains tied, the shootout will proceed to a "sudden death" format until there is a winner.
Shorthanded	Occurs when the opposition team has a one or two man advantage due to penalties.
Slashing	Hitting an opposing player with the stick or swinging the stick at an opposing player.
Slot	The area directly in front of the goal crease (between the face-off circles) where many scoring opportunities take place.
Spearing	Stabbing an opponent with the point of the stick blade while the stick is being carried in one or both hands.
"Tag-Up" Rule	If while an offside is delayed, the linesman shall nullify the offside if all players of the offending team clear the zone by making skate contact with the blue line, permitting the attacking players to re-enter the zone or if the defending team passes or carries the puck into the neutral zone. Play will continue if offensive players who preceded the puck into the attacking zone return to the blue line and "tag" it.



HOW TO FIGURE

NOTE: *No individual skater/goaltender statistics apply for the shootout*

Assist

An assist is awarded to the player or players (maximum of two) who touched the puck prior to the goal, provided no defender plays or possesses the puck in between.

Coaches Record

A coach receives a "W" for a win in regulation, overtime or shootout; an "L" for a loss in regulation; or an "OT" for a loss in overtime or shootout.

Game Played

A player receives credit for playing in a game if: i) he steps on the ice during time played or; ii) serves any penalty.

Game-Winning Goal

After the final score has been determined, the goal which leaves the winning Club one goal ahead of its opponent is the game-winning goal (example: if Team A beats Team B 8-3, the player scoring the fourth goal for Team A receives credit for the game-winning goal).

Goal

A goal is awarded to the last player on the scoring Club to touch the puck prior to the puck entering the net.

Goals-Against Average

Multiply goals allowed (GA) by 60 and divide by minutes played (MINS).

Goaltender Record

A goaltender receives a "W" for a win in regulation, overtime or shootout; an "L" for a loss in regulation; or an "OT" for a loss in overtime or shootout.

Penalty-Killing Pct

Subtract total number of power-play goals allowed from total number of shorthanded situations to get total number of power-plays killed. Divide the total number of power-plays killed by the total number of shorthanded situations.

Plus-Minus

A player receives a "plus" if he is on the ice when his Club scores an even-strength or shorthanded goal. He receives a "minus" if he is on the ice for an even-strength or shorthanded goal scored by the opposing Club. The difference in these numbers is considered the player's plus-minus statistic.

Power-Play Goal

A goal scored by a Club while it has a manpower advantage due to an opponent's penalty.

Following are some examples of what is and is not considered a power-play goal:

- if a Club has an advantage on a minor penalty starting at 2:02 of the period and it scores at 4:02, the goal is not a power-play goal.
- if a Club scores on a delayed penalty, the goal is not a power-play goal.
- if a Club has an advantage due to a five-minute major or match penalty, that Club is always credited with having one more advantage than the number of power-play goals it scores during that advantage, because the penalty does not expire. A new advantage begins after each power-play goal. For example, if Team A scores three goals during a major penalty, it is credited with four advantages.
- if a Club is on a power-play for any length of time, it is considered to have had an advantage.
- if a minor penalty is incurred by a Club on a power-play due to a major penalty, a new advantage is given to that Club when its minor penalty expires, provided the opponent's major penalty is still in effect.

Power-Play Percentage

Total number of power-play goals divided by total number of power-play opportunities.

Save Percentage

Subtract goals allowed (GA) from shots against (SA) to determine saves. Then divide saves by shots-against.

Shooting Percentage

Divide the number of goals scored by the number of shots taken.

Shorthand Goal

A goal scored by a Club while it is at a manpower disadvantage. The same cases apply for shorthand as for power-play goals, but in the opposite manner.

Shot on Goal

If a player shoots the puck with the intention of scoring and if that shot would have gone in the net had the goaltender not stopped it, the shot is recorded as a "shot on goal".

Shutout

If two goaltenders combine for a shutout, neither receives credit for the shutout. Instead it is recorded as a Club shutout.

Tenths of a Second

If a penalty or goal occurs in the last minute, the time is rounded off to the previous second (ex: if a penalty is called with 12.4 seconds left in a period, the time is indicated as 19:47 and not 19:48.)



SPORTS MEDICINE GLOSSARY

Abduction: Movement of a joint away from the center of the body.

AC Joint (Acromioclavicular joint): Joint of the shoulder where acromion process of the shoulder blade and the distal end of the collarbone meet; most shoulder separations occur at this point.

Adduction: Movement of a joint toward the center of the body.

Adhesion: Abnormal adherence of collagen fibers to surrounding structures during immobilization following trauma or as a complication of surgery which restricts normal elasticity of the structures involved; or scar tissue which forms after trauma or surgery which can restrict normal motion.

Aerobic: Exercise in which energy needed is supplied by oxygen inspired and is required for sustained periods of vigorous exercise with a continually high pulse rate.

Anabolic Steroids: Steroids that promote tissue growth by creating protein in an attempt to enhance muscle growth. The main anabolic steroid is testosterone (male sex hormone).

Anaerobic: Exercise without the use of oxygen as an energy source; short bursts of vigorous exercise.

Anterior Cruciate Ligament (ACL): A primary stabilizing ligament within the center of the knee joint that prevents hyperextension and excessive rotation of the joint. A complete tear of the ACL necessitating reconstruction could require up to 12 months of rehabilitation.

Anti Inflammatory: Any agent which prevents inflammation, such as aspirin or ibuprofen.

Arteriogram: A film demonstrating arteries after injection of a dye.

Arthrogram: X ray technique for joints using air and/or dye injected into the affected area; useful in diagnosing meniscus tears of the knee and rotator cuff tears of the shoulder.

Arthroscope: An instrument used to visualize the interior of a joint cavity.

Arthroscopy: A surgical examination of the internal structures of a joint by means of observation through an arthroscope. An arthroscopic procedure can be used to remove or repair damaged tissue or as a diagnostic procedure in order to inspect the extent of any damage or confirm a diagnosis.

Atrophy: To shrivel or shrink from disuse; as in muscular atrophy.

Baker's Cyst: Localized swelling of a bursa sac in the back of the knee as a result of fluid that has escaped from the knee capsule. A Baker's cyst indicates that there is a trauma inside the knee joint that leads to excessive fluid production.

Bone Scan: An imaging procedure in which a radioactive labeled substance is injected into the body to determine the status of a bone injury. If the radioactive substance is taken up by the bone at the injury site, the injury will show as a 'hot spot' on the scan image. The bone scan is particularly useful in the diagnosis of stress fractures.

Bursa: A fluid filled sac located in areas where friction is likely to occur. The bursa sac minimizes the friction, for example, between a tendon and bone.

Cartilage: Smooth, slippery substance preventing two ends of bones from rubbing together and grating. Most joints use this to cover bones next to each other. A meniscus is made of cartilage.

CAT Scan (Computerized Tomography): Use of a computer to produce a cross-sectional view of the anatomical part being investigated from x ray data.

Chondromalacia: Roughening of the articular cartilage. Best known for the roughening of the underside of the kneecap, which can occur in any kneecap injury.

Clavicle: Collarbone; the bone connecting the breastbone with the shoulder blade.

Closed Reduction: Re-alignment of a fracture or dislocation without surgery.

Coccyx: The 'tailbone,' a group of four vertebrae that are fused together to form a small triangular bone, located at the terminal end of the spine.

Concussion: Jarring injury of the brain resulting in dysfunction. It can be graded as mild, moderate or severe, depending on loss of consciousness, amnesia and loss of equilibrium.

Contusion: An injury to a muscle and tissues caused by a blow from a blunt object.

Corticosteroids: Used to suppress joint inflammation and inflammation in a bursa or near tendons.

Cryotherapy: A treatment with the use of cold.

Cyst: Abnormal sac containing liquid or semi solid matter.

Degenerative Joint Disease: Changes in the joint surfaces as a result of repetitive trauma and 'wear and tear'.

Deltoid Ligament: Ligament that connects the tibia to bones of the medial aspect of the foot and is primarily responsible for stability of the ankle on the medial side. Is sprained less frequently than other ankle ligaments.

Deltoid Muscle: Muscles at the top of the arm, just below the shoulder, responsible for shoulder motions in the front, side and back.

Disc, Intervertebral: A flat, rounded plate between each vertebrae of the spine. The disc consists of a thick fiber ring which surrounds a soft gel like interior. It functions as a cushion and shock absorber for the spinal column.

Dislocation: Complete displacement of joint surfaces.

Electromyogram (EMG): Test to determine nerve function.

Epicondylitis: Inflammation of tendons at the elbow due to overuse. Common in tennis players (outer part of elbow) and golfers (inner part of elbow)

Etiology: Study of the cause of injury and disease.

Extension: Action of straightening of a joint as achieved by an extensor muscle.

Fascia: A connective tissue sheath consisting of fibrous tissue and fat which unites the skin to the underlying tissue.

Fat Percentage: The amount of body weight that is adipose, fat tissue. Fat percentage can be calculated by underwater weighing, measuring select skinfold thickness or by analyzing electrical impedance.

Femur: Thighbone; longest bone in the body.

Fibula: Smaller of the two bones in the lower leg; runs from the knee to the ankle along the outside of the lower leg.

Flexibility: The ability of muscle to relax and yield to stretch forces.

Fracture: Breach in continuity of a bone. Types of fractures include simple, compound, comminuted, greenstick, incomplete, impacted, longitudinal, oblique, open, stress or transverse.

Glenohumeral: The shoulder girdle; consists of the glenoid capsule, head of the humerus and labrum.

Glenoid: Cavity of the scapula into which the head of the humerus fits to form the shoulder girdle.

Glenoid Labrum: A rim of fibrocartilaginous tissue attached around the margin of the glenoid fossa.

Grade One Injury: A mild injury in which ligament, tendon or other musculoskeletal tissue may have been stretched, but not torn or otherwise disrupted.

Grade Two Injury: A moderate injury in which musculoskeletal tissue has been partially, but not totally torn, causing appreciable limitation in function of the injured tissue.

Grade Three Injury: A severe injury in which tissue loss has been significant, and in many cases, totally torn or otherwise disrupted, causing a virtual loss of function.

Groin: Junction of the thigh and abdomen, location of muscles that rotate, flex and adduct the hip.

Hammer Toe: Condition when the first digit of a toe is at a different angle than the remaining digits of the same toe.

Hamstring: Category of muscle that runs from the buttocks to the knee along the back of the thigh. It functions to flex the knee and is often times injured as a result of improper conditioning or lack of muscle flexibility.

Hemarthrosis: Accumulation of blood within a joint as a result of an acute injury.



SPORTS MEDICINE GLOSSARY

Hematoma: Mass produced by an accumulation of coagulated blood in a cavity or in soft tissues.

High Ankle Sprain: Disruption of thick connective tissue between the tibia and fibula above the ankle joint.

Hip Pointer: Contusion to the iliac crest.

Hydrotherapy: Treatment using water.

Hyperextension: Extreme extension of a limb or body part.

Ice and Stimulation: Use of ice to reduce inflammation and muscle stimulation by surface electrodes to maintain muscle strength used in rehabilitation of injury.

Iliotibial Band: A thick, wide fascial layer that runs from the iliac crest to the knee joint on the outside of the thigh.

Inflammation: The body's natural response to injury in which the injury site might display various degrees of pain, swelling, heat, redness and/or loss of function.

Isometric Contraction: Muscular contraction in which tension is developed but no mechanical work is done.

Labrum (Labrum Glenoidule): The cartilage of the glenoid cavity in the shoulder. A lip edged or lip like structure.

Lateral Collateral Ligament (LCL): Ligament of the knee along the outer aspect that connects the femur to the fibula. It provides lateral stability to the joint.

Ligament: Band of fibrous tissue that connects bone to bone or bone to cartilage and supports and strengthens joints.

Magnetic Resonance Imaging (MRI): Imaging procedure in which a radio frequency pulse causes certain electrical elements of the injured tissue to react to this pulse and through this process a computer display and permanent film establish a visual image. MRI does not require radiation and is very useful in the diagnosis of soft tissue, disc and meniscus injuries.

Mandible: Jaw bone

Medial Collateral Ligament (MCL): Ligament of knee along the inner aspect that connects the femur to the tibia.

Meniscus: Crescent-shaped cartilage, usually pertaining to the knee joint; also known as cartilage. There are two menisci in the knee - medial and lateral. These work to absorb weight within the knee and provide stability.

Metacarpals: Five long bones of the hand, joining the fingers to the wrist.

Metatarsals: Five long bones of the foot, running from the ankle to the toes.

Myositis: Inflammation of a muscle.

Open Reduction: Re-alignment of a fracture or dislocation with surgery.

Orthotic: Any device applied to or around the body of physical impairment of disability. Commonly used to control foot mechanics.

Osteochondritis Dessicans: A piece of bone and/or cartilage loosened from its attachment after trauma and a cause of a lesion.

Osteomyelitis: An inflammatory disease of bone caused usually by infection with streptococcus or staphylococcus bacteria.

Patella: The kneecap. The patella functions to protect the distal end of the femur as well as increase the mechanical advantage and force generating capacities of the quadriceps muscle group.

Plantar Fasciitis: Inflammation of the plantar (a thick tissue on the bottom of the foot which helps create the arch) fascia; associated with overuse or acute foot injury.

Posterior Cruciate Ligament (PCL): A primary stabilizing ligament of the knee that provides significant stability and prevents displacement of the tibia backward within the knee joint. A complete tear of this ligament necessitating reconstruction could require up to 12 months of rehabilitation.

Quadricep Muscles: A group of four muscles of the front thigh that run from the hip and form a common tendon at the patella; they are responsible for knee extension.

Radius: Bone in the forearm from elbow to the thumb side of the wrist.

Reconstruction: Surgical rebuilding of a joint using natural, artificial or transplanted materials.

Rotator Cuff: Comprised of four muscles in the shoulder area that can be irritated by overuse. The muscles are the supraspinatus (most commonly injured), infraspinatus, teres minor and subscapularis.

Sacroiliac: Junction of the sacrum, the lower back bone, with the pelvis.

Sacrum: Group of five fused vertebrae located just below the lumbar vertebrae of the lower back, which form part of the pelvis.

Scapula: Shoulder blade.

Sciatica: Irritation of the sciatic nerve resulting in pain or tingling running down the inside of the leg.

Sciatic Nerve: Major nerve that carries impulses for muscular action and sensations between the low back and thigh and lower leg; it is the longest nerve in the body.

Shin Splint: A catch all syndrome describing pain in the shin that is not a fracture or tumor and cannot be defined otherwise.

Spleen: Large, solid organ responsible for the normal production and destruction of blood cells located under the left rib cage.

Spondylosis: Abnormal vertebral fixation or immobility, or a general term for arthritis of the spine.

Sprain: Injury resulting from the stretching or twisting of the joint and causes various degrees of stretching or tearing of a ligament or other soft tissue at the joint.

Strain: Injury resulting from a pulling or torsion to the muscle or tendon that causes various degrees of stretching or tearing to the muscle or tendon tissue.

Stress Fracture: A hair line type of break in a bone. Caused by overuse.

Subluxation: Partial dislocation of a joint. The term usually implies that the joint can return to a normal position without formal reduction.

Synovial Fluid: Lubricating fluid for joints and tendons, produced in synovium, or the inner lining of a joint.

Synovitis: Inflammation of the synovial lining of a joint.

Talus: The ankle bone that articulates with the tibia and fibula to form the ankle joint.

Tarsals: Group of seven bones of the foot consisting of the calcaneus, talus, cuboid and three cuneiform bones.

Tendinitis: Inflammation of the tendon and/or tendon sheath, caused by chronic overuse or sudden injury.

Tendon: Tissue that connects muscle to bone.

Tenosynovitis: Swelling or inflammation of a tendon sheath caused by calcium deposits, repeated strain or trauma.

Tibia: Shin bone; larger of the two bones of the lower leg and is the weight bearing bone of the shin.

Transcutaneous Electrical Nerve Stimulator (TENS): An electrical modality that sends a mild current through pads at the injury site which stimulates the brain to release the natural analgesic endorphin.

Transverse Process: Small lateral projection off the right and left side of each vertebrae that functions as an attachment site for muscles and ligaments of the spine.

Triceps: Muscle of the back of the upper arm, primarily responsible for extending the elbow.

Ulna: Inner bone of the forearm that runs from the tip of the elbow to the little finger side of the wrist.

Ulnar Nerve: Nerve in the elbow commonly irritated from excessive throwing.

Ultrasound: An electrical modality that transmits a sound wave through an applicator into the skin to the soft tissue in order to heat the local area for relaxing the injured tissue and/or disperse edema. . . Also a type of imaging study for certain body areas.

“Wind Knocked Out”: Syndrome describing a contraction of the abdominal nerve trunk, the solar plexus, as a result of an abdominal contusion.



2012-13 NHL ON-ICE OFFICIALS

REFEREES

Name	Sweater #
*BURCHELL, Darcy	42
CHARRON, Francis	6
DEVORSKI, Paul	10
DWYER, Gord	19
FURLATT, Eric	27
*HANSON, Trevor	47
HASENFRATZ, Mike	2
HEBERT, Ghislain	22
*HEBERT, Jean	43
JACKSON, Dave	8
JOANNETTE, Marc	25
KIMMERLY, Greg	18
*KNORR, Trent	44
KOWAL, Tom	32
KOZARI, Steve	40
L'ECUYER, Frederick	17
LARUE, Dennis	14
LEE, Chris	28
LEGGO, Mike	3
*LEMELIN, Mark	41
*LEWIS, Dave	46
*LUXMORE, Thomas John	49
MARTELL, Rob	26
MCCAULEY, Wes	4
*MCISAAC, Jon	45
MEIER, Brad	34
MORTON, Dean	36
O'HALLORAN, Dan	13
O'ROURKE, Dan	9
PEEL, Tim	20
POCHMARA, Brian	16
POLLOCK, Kevin	33
REHMAN, Kyle	37
ROONEY, Chris	5
*SKILLITER, Graham	48
ST-LAURENT, Francois	38
ST. PIERRE, Justin	12
SUTHERLAND, Kelly	11
VAN MASSENHOVEN, Don	21
WALKOM, Stephen	24
WALSH, Ian	29
WATSON, Brad	23

* minor league official

LINESMEN

Name	Sweater #
AMELL, Derek	75
BARTON, Steve	59
BRISEBOIS, David	96
CAMERON, Lonnie	74
CHAMPOUX, Pierre	67
CHERREY, Scott	50
CORMIER, Michel	76
CVIK, Mike	88
DEVORSKI, Greg	54
DRISCOLL, Scott	68
GALLOWAY, Ryan	82
GIBBS, Darren	66
*GRANDT, John	98
HENDERSON, Don	91
HEYER, Shane	55
KOVACHIK, Brad	71
LAZAROWICH, Brad	86
MACH, Brian	78
MACPHERSON, Matt	83
MCELMAN, Andy	90
MILLER, Steve	89
MORIN, Jean	97
*MURCHISON, Kiel	79
MURPHY, Brian	93
MURRAY, Jonny	95
NANSEN, Derek	70
NELSON, Thor	80
NOWAK, Tim	77
PANCICH, Bryan	94
RACICOT, Pierre	65
RODY, Vaughan	73
SERICOLO, Anthony	84
SHARRERS, Jay	57
SHEWCHYK, Mark	92
WHELER, Mark	56



PHOENIXCOYOTES.COM

The Coyotes provide exclusive, comprehensive coverage of the team on a daily basis via its official website - phoenixcoyotes.com.

GAME DAY COVERAGE:

Starting with the morning skate and continuing through the postgame interviews, phoenixcoyotes.com provides its visitors with extensive coverage on game days. Each game day, written and video previews are posted to the site. Written and video recaps are posted shortly after games, as are photo slideshows, news conferences and blogs.

OFF-DAY COVERAGE:

On days when the Coyotes do not play games, phoenixcoyotes.com provides written and video features, plus news and notes from practices.

MULTIMEDIA:

Visitors to phoenixcoyotes.com can watch and/or listen to extensive video and audio clips at phoenixcoyotes.com. Interviews with Coyotes players and coaches are available before and after games. All news conferences and team events within the community are featured in widescreen video format. And phoenixcoyotes.com also lets fans listen to live broadcasts of all Coyotes games.

E-NEWS:

Be the first to know about breaking Coyotes news regarding player signings, trades, and ticket specials by signing up for the team's free Tape-to-Tape E-newsletter.

TEAM:

Learn the latest news on all of your favorite Coyotes players and coaches. View in-depth bios, as well as the Future Coyotes section, which provides up-to-date information on prospects.

NEWS:

Check this section for archived news releases, stories, features and game recaps.

SCHEDULE:

Results from every game and the team's upcoming schedule are available at this section of the site. This section also features the Jobing.com Arena events calendar.

STATS:

At phoenixcoyotes.com, fans will find complete player and team statistics.

TICKETS AND PROMOTIONS:

Avoid ticket lines by purchasing tickets online. Also, don't forget to check out the 2012-13 promotions schedule.

BLOGS:

Players, broadcasters and website staff members contribute blog entries on a regular basis to keep fans updated on what's going on behind the scenes.

MEDIA BUZZ:

Find out when players, coaches and front-office staff members will be doing radio and/or TV interviews with this complete listing, which is updated daily.

FAN ZONE:

This interactive area allows fans to view photo galleries and download fun and interactive programs.

COMMUNITY:

Keep up with all of the Coyotes events and player appearances as well as information about Coyotes Charities.

HOCKEY PROGRAMS:

Fans can learn about hockey programs across the Valley including a complete listing of Arizona Hockey Associations and area rinks. Fans can also sign up for one of the adult or youth hockey clinics offered.

OFFICIAL SITE OF THE PHOENIX COYOTES

TICKETS TEAM SCHEDULE STATS NEWS MEDIA FAN ZONE COMMUNITY SHOP Search phoenixcoyotes.com

VS SUN, JAN 20 @ 8PM BUY TICKETS 480.563.PUCK 7825 LIVE CHAT ONLINE

OPENING NIGHT This Sunday, 8PM

JOIN THE HUNT

Watch the Coyotes 2013 TV Campaign Launch Spot

WATCH ON COYOTES TV

WATCH: DAY 1 RECAP
WATCH: TIPPETT Q & A
2012-13 SCHEDULE
CAMP ROSTER/SCHEDULE

THE SCOOP

NEW FACES
Several new players are in the mix for the Coyotes for the 2012-13 season.
READ MORE

EYE ON THE PIRATES
Get the latest scoops on the Portland Pirates - the Coyotes' top affiliate in the American Hockey League.
READ MORE

LATEST VIDEO

2011-12 PACIFIC DIVISION CHAMPIONS

SCHEDULE

JANUARY 2013

Sun	Mon	Tue	Wed	Thu	Fri	Sat
		1	2	3	4	5
6	7	8	9	10	11	12
13	14	15	16	17	18	19
20	21	22	23	24	25	26
27	28	29	30	31		

HOME AWAY PROMOTIONAL

#

ihop
ANYTIME.



University of Phoenix®

PETSMART



Best Western
Rewards



THE LUXURY COLLECTION™

Hotels & Resorts



Thank you to all
of our Customers,
Friends & Families
for this honor.

Integrated Marketing | Direct Mail | Digital Storefronts | Commercial Printing | Large Format | Mailing/Product Fulfillment



2937 East Broadway Road, Phoenix, Arizona 85040
602 243-5777 · 800 379-5777 · Fax 602 268-4804
prismagraphic.com

Ask about printing on FSC
certified papers. For more
info: www.fsc.org.





JOIN THE HUNT

JANUARY						
SUN	MON	TUE	WED	THUR	FRI	SAT
		1	2	3	4	5
6	7	8	9	10	11	12
13	14	15	16	17	18	19 DAL 6PM
20 CHI 8PM	21	22	23 CBJ 8PM	24 SJS 8:30PM	25	26 LAK 6PM
27	28 NSH 7PM	29	30 EDM 7:30PM	31		

FEBRUARY						
SUN	MON	TUE	WED	THUR	FRI	SAT
					1 DAL 6:30PM	2 DAL 6PM
3	4 MIN 7PM	5	6	7 CHI 7PM	8	9 SJS 2PM
10	11 COL 7PM	12	13	14 NSH 6PM	15	16 CBJ 6PM
17	18 CGY 7PM	19	20	21	22	23 EDM 1:30PM
24 CGY 6PM	25	26 VAN 8PM	27	28 MIN 7PM		

MARCH						
SUN	MON	TUE	WED	THUR	FRI	SAT
					1	2 ANA 6PM
3	4 ANA 7PM	5	6 ANA 8PM	7 STL 7PM	8	9 DAL 6PM
10	11	12 LAK 7PM	13	14 STL 5PM	15	16 CBJ 4PM
17	18 LAK 7:30PM	19 LAK 7:30PM	20	21 VAN 7PM	22	23
24	25 DET 7PM	26	27 MIN 6PM	28 NSH 5PM	29	30 SJS 7:30PM
31						

APRIL						
SUN	MON	TUE	WED	THUR	FRI	SAT
	1	2 LAK 7PM	3	4 DET 7PM	5	6 COL 6PM
7	8 VAN 7PM		10 EDM 6:30PM	11	12 CGY 6PM	13
14	15 SJS 7PM	16	17	18 STL 5PM	19	20 CHI 5:30PM
21	22 DET 4:30PM	23	24 SJS 7PM	25	26 COL 7PM	27 ANA 7PM
28	29	30				

2013 PHOENIX COYOTES **HOME** **AWAY** RADIO XTRA 910AM



When the Coyotes win, You win at Papa John's!

After every Coyotes win you can celebrate with 50% off your online order the next day at PapaJohns.com.

Type in promo code COYOTES and receive 50% off your order.

Offer only available online on regular menu prices.