



2020 COLORADO AVALANCHE

POSTSEASON MEDIA GUIDE

2019-20 COLORADO AVALANCHE



ERIK JOHNSON
#6 DEFENSEMAN




KEVIN CONNAUTON
#7 DEFENSEMAN



CALE MAKAR
#8 DEFENSEMAN



MATT CALVERT
#11 LEFT WING



VALERI NICHUSHKIN
#13 RIGHT WING




NIKITA ZADOROV
#16 DEFENSEMAN



TYSON JOST
#17 CENTER



COLIN WILSON
#22 CENTER



RYAN GRAVES
#27 DEFENSEMAN




IAN COLE
#28 DEFENSEMAN



NATHAN MacKINNON
#29 CENTER



PHILIPP GRUBAUER
#31 GOALTENDER



MICHAEL HUTCHINSON
#35 GOALTENDER



J.T. COMPHER
#37 LEFT WING



PAVEL FRANCOUZ
#39 GOALTENDER



PIERRE-EDOUARD BELLEMARE
#41 CENTER



MARK BARBERIO
#44 DEFENSEMAN



SAMUEL GIRARD
#49 DEFENSEMAN




JOONAS DONSKOI
#72 RIGHT WING



VLADISLAV KAMENEV
#81 CENTER



MATT NIETO
#83 LEFT WING



VLADISLAV NAMESTNIKOV
#90 CENTER



NAZEM KADRI
#91 CENTER



GABRIEL LANDESKOG
#92 LEFT WING



ANDRE BURAKOVSKY
#95 LEFT WING



MIKKO RANTANEN
#96 RIGHT WING



JARED BEDNAR
HEAD COACH



RAY BENNETT
ASSISTANT COACH



NOLAN PRATT
ASSISTANT COACH



JUSSI PARKILA
GOALTENDING COACH



BRETT HEIMLICH
VIDEO COACH

COLORADO AVALANCHE HOCKEY CLUB

Pepsi Center, 1000 Chopper Circle, Denver, Colorado, 80204 | (303) 405-1100 main | (303) 893-0614 fax | www.ColoradoAvalanche.com

EXECUTIVE STAFF

Owner/Chairman, Kroenke Sports & Entertainment, LLC..... E. Stanley Kroenke
President & Governor, Avalanche & Vice Chairman, Kroenke Sports & Entertainment, LLC..... Josh Kroenke
Executive Vice President/General Manager/Alternate Governor..... Joe Sakic
Assistant General Manager, Avalanche & General Manager, Colorado Eagles..... Craig Billington
Assistant General Manager..... Chris MacFarland
Vice President of Hockey Administration..... Charlotte Grahame

COACHING STAFF

Head Coach..... Jared Bednar
Assistant Coaches Ray Bennett, Nolan Pratt
Goaltending Coach..... Jussi Parkkila
Video Coach..... Brett Heimlich

MEDICAL STAFF

Head Athletic Trainer..... Matt Sokolowski
Assistant Athletic Trainer/Physical Therapist..... Scott Woodward
Assistant Athletic Trainer..... Dusty Hibdon

EQUIPMENT STAFF

Head Equipment Manager J.C. Ihrig
Assistant Equipment Manager..... Brad Lewkow

STRENGTH & CONDITIONING / MASSAGE STAFF

Strength & Conditioning Coach..... Casey Bond
Assistant Strength & Conditioning Coach Chase Engdahl
Massage Therapist..... Gregorio Pradera

PRO SCOUTING STAFF

Director, Reserve List Scouting Brad Smith
Sr. Pro Scout Garth Joy
Pro Scouts..... Cody Bass, Mike Battaglia, Dan Laperriere,
..... Curtis Leschyshyn, Terry Martin
Pro Scout (Europe)..... Miroslav Zalesak
Hockey Analysts Arik Parnass, Dawson Sprigings
Assistant Video Scout Mitch Sakic

AMATEUR SCOUTING STAFF

Director of Amateur Scouting..... Alan Hepple
Head, European Scouting Joni Lehto
Scouts..... John Funk, Henrik Gradin, Alexei Gusarov,
..... Wade Klippenstein, Jerome Mesonero, Don Paarup,
..... Norm Robert, Neil Shea, Lyle Wingert

PLAYER DEVELOPMENT STAFF

Development Coaches..... Brett Clark, Steven Reinprecht, Brian Willsie
On-Ice Performance Consultant..... Shawn Allard
Goaltending Development Coach..... Jean-Ian Filiatrault

COMMUNICATIONS / TEAM SERVICES / WEBSITE STAFF

Senior VP, Communications & Team Services Jean Martineau
Vice President of Media Relations Brendan McNicholas
Director, Team Services & Immigration..... Erin DeGraff
Website Manager..... Ron Knabenbauer
Media Relations Coordinator Danielle Bernstein
Website Coordinator..... Callie Parmele

COLORADO EAGLES (AHL AFFILIATE)


Head Coach..... Greg Cronin
Assistant Coaches Aaron Schneekloth, Ryan Tobler
Goaltending Coach..... Ryan Bach
Business/Video Coordinator..... Steven Petrovek
Head Athletic Trainer..... Brent Woodside
Head Equipment Manager Cliff Halstead
Assistant Equipment Manager..... Bryce Blinkhorn

TEAM INFORMATION

Team Colors Burgundy, Silver, Blue and Black
Team Founded..... 1979 Quebec Nordiques
..... Relocated to Colorado 1995
Home Ice..... Pepsi Center (17,809)
Practice Facility South Suburban Family Sports Center
Minor League Affiliates..... Colorado Eagles (AHL)
..... Utah Grizzlies (ECHL)
Television Outlet..... Altitude Sports & Entertainment Network
Radio Altitude Radio Network (Flagship: Altitude Sports Radio 92.5 FM)



2019-20 REGULAR-SEASON RECAP



SEASON NOTES

2019-20 COLORADO AVALANCHE TEAM NOTES

AVS PLAYOFF BOUND FOR THIRD STRAIGHT YEAR; POST THIRD-HIGHEST POINTS PERCENTAGE SINCE MOVING TO DENVER

The Avalanche finished second in the Central Division and the Western Conference with 92 points in 70 games...The Avs ended two points behind St. Louis (94) but played one fewer game than the Blues when the regular season was paused on March 12 and eventually concluded...Colorado's 37 regulation wins—the first tiebreaker—were four more than the next closest Western Conference team (St. Louis 33)...The Avs' 92 points tied Tampa Bay for third in the NHL behind only the Blues and Boston Bruins (100)...The Avalanche clinched a playoff berth for the third straight year, which ranks as the third-longest run in franchise history...The Nordiques/Avalanche made 11 straight trips to the postseason from 1994-95 to 2005-06 and Quebec made seven straight from 1980-87...Colorado's .657 points percentage this season was its third highest since relocating to Denver, trailing only the 2000-01 team (.720) and the 2013-14 squad (.683).

ROAD WARRIORS

Colorado led all teams in road wins (24) and road points (50) this season...The 24 victories equaled the second-most away wins in franchise history, two shy of the record set in 2013-14...This year's Avalanche team played four fewer road contests than that 2013-14 squad...The Avs, who had three road trips of five or more games for just the second time in franchise history (also 1999-00), went a combined 11-4-1 on those three trips.

ROAD WINS, FRANCHISE HISTORY

26	2013-14
24	2019-20
24	2000-01
24	1992-93

ROAD WINS, 2019-20

24	Colorado
23	Washington
22	Boston
21	Tampa Bay

ROAD POINTS, 2019-20

50	Colorado
49	Washington
47	Boston
46	Tampa Bay

GETTING OFFENSIVE

Colorado finished the season tied for third among all teams in goals scored (236) and ranked fourth in goals-per-game (3.37)...The Avs shared the league lead in 5-on-5 tallies (162)...Colorado led all teams in both first period (73) and second period (95) goals...The Avalanche's +46 goal differential was the best in the Western Conference and third in the NHL.

THE PUCK STOPS HERE

Colorado's goaltenders ranked sixth in the league in team goals-against average (2.69), finishing among the NHL's top 10 in this category for the first time since 2002-03...The Avs ranked fourth in team save percentage (.913)...Pavel Francouz ended the season tied for fifth in the NHL in save percentage (.923) and ranked seventh in goals-against average (2.41)...He was the first Avalanche netminder to finish among the league's top 10 in BOTH categories since David Aebischer in 2003-04.

FINISH WHAT YOU STARTED

The Avs finished the season 17-5-2 in their last 24 games, 14-4-2 in their last 20 and 9-2-1 in their last 12...Colorado had the NHL's second-best record since Jan. 16 and Feb. 4.

BEST SINCE JAN. 16

.773	BOS	17-5-0
.750	COL	17-5-2
.750	PHI	16-5-1

BEST SINCE FEB. 4

.765	BOS	13-4-0
.750	COL	14-4-2
.750	PHI	12-4-0

CROWDED HOUSE

The Avalanche sold out 29 of its 33 home dates (that includes the outdoor game at Air Force)...The 29 sellouts marked the club's most since selling out all 41 home games in 2005-06...The Avs sold out each of their final 20 home contests, including their final 19 at Pepsi Center.

FIRST AND FOREMOST

Colorado scored the first goal of the game 43 times this year, most in the NHL...The Avalanche's 30 wins when scoring first (30-6-7) tied Tampa Bay for the league lead...The Avs led all teams with 73 first-period goals.



SEASON NOTES

2019-20 COLORADO AVALANCHE TEAM NOTES

IN WITH THE NEW

Offseason additions Andre Burakovsky (20), Nazem Kadri (19), Joonas Donskoi (16) and Valeri Nichushkin (13) all finished among the Avalanche's top-seven goal scorers, accounting for 68 (almost 30%) of the club's 236 goals...If you also include offseason signing Pierre-Edouard Bellemare (nine), these five additions had 77 of the 236 goals (33%).

CARRYING THE LOAD

Nathan MacKinnon led the Avalanche and finished fifth in league scoring with 93 points (35g/58a) in 69 games...He finished 43 points ahead of Colorado's second-leading scorer, Cale Makar (50), the largest gap of any team since the 2007-08 Washington Capitals (Alex Ovechkin 112, Nicklas Backstrom 69)...The 43-point difference was the largest gap between the top-two scorers in Avalanche history and the second largest in franchise history...In 1990-91, Joe Sakic (109) finished 50 points ahead of Mats Sundin (59) with Quebec.

MA(C)KING HIS MARK

Nathan MacKinnon paced the club with 93 points, becoming the first player in franchise history to lead the team in scoring for four straight seasons...He was the first Avalanche player to post three consecutive seasons of 90 or more points since the team relocated to Denver, joined Joe Sakic as the only Colorado players to post three straight 30-goal campaigns and also joined Sakic and Peter Forsberg as the only Colorado skaters to record three straight 50-assist seasons...MacKinnon set a career high with 29 multi-point games, the most by an Avalanche player since Forsberg had 29 in 2002-03...Nathan ranked fifth in the league in points-per-game (1.35), the highest average by a Colorado skater (min. 50 points) since Forsberg in 2003-04 (1.41).

TAKING IT ONE MONTH AT A TIME

Colorado finished 8-2-2 in October, 8-6-0 in November, 7-5-2 in December, 5-2-2 in January, 11-3-1 in February and 3-2-1 in March...It marked the first time Colorado posted a winning record in each of its first six months of a season since 2000-01.

MARK OF CONSISTENCY

The Avalanche's consistency shown here in 20-game segments:

Game 1-20 (first 20 games)..... 12-6-2
Game 21-40 (second 20 games)..... 11-7-2
Game 41-60 (third 20 games)..... 12-5-3
Game 60-70 (final 10 games)..... 7-2-1

NEXT MAN UP

The Avs posted the NHL's third-best record despite having lost 223 man games due to injury...That list included lengthy injuries to key players such as Mikko Rantanen (28 games missed), Cale Makar (13), Nazem Kadri (19), Gabriel Landeskog (16), Philipp Grubauer (20), Andre Burakovsky (12), Erik Johnson (11) and Matt Calvert (19).

HIGH FIVE

This year marked the first time that Colorado has ever used five different goalies in a single season...Prior to relocating, Quebec used seven goalies in 1989-90 and five in 1990-91...The 2019-20 Avalanche and the 1989-90 Nordiques are the only teams in franchise history to feature five different goalies with a victory...Colorado and Carolina were the only NHL clubs to get wins from five different netminders this year.

EAST SIDE STORY

Colorado was 21-6-4 (.742) against Eastern Conference opponents, the best record of any team against the East...The Avalanche's 21 wins matched the 2013-14 club for the most victories by an Avs team against the Eastern conference (despite playing one fewer interleague game)...Colorado's 46 points were its most-ever against the other conference.



SEASON NOTES

2019-20 COLORADO AVALANCHE TEAM NOTES

SEEING STARS

An Avalanche player was named one of the NHL Stars of the Week on seven occasions this season, tied with Edmonton for the most of any team...It was the most weekly honors in one season for Colorado since the Three Stars began in 2006-07...Pavel Francouz in late February became the first Avalanche player to ever earn one of the Three Stars in back-to-back weeks.

AVALANCHE STARS OF THE WEEK 2019-20

Makar – Third (Nov. 4-10)

MacKinnon – Second (Nov. 11-17)

MacKinnon – First (Nov. 25–Dec. 1)

MacKinnon – First (Dec. 30–Jan. 5)

Francouz – First (Feb. 17-23)

Francouz – Third (Feb. 24–March 1)

Landeskog – Second (March 2-8)

DAYDREAM BELIEVER

The Avs finished 4-0-0 in afternoon games this year, outscoring the opposition 22-9...The Avalanche won 6-1 in Las Vegas on Oct. 25, 5-2 in Chicago on Nov. 29, 5-3 against the Blues at home on Jan. 18 and 6-3 against Detroit at Pepsi Center on Jan. 20...Colorado is 11-3-1 in home afternoon games since the start of 2017-18.

ALL HAIL CALE

Cale Makar finished second among NHL rookies in scoring with 50 points (12g/38a) in 57 games...Makar's 0.88 points-per-game average led all rookies and tied for the third-highest single-season total by a rookie defenseman in NHL history (min. 50 GP)...Only Brian Leetch (1.04 in 1988-89) and Larry Murphy (0.95 in 1980-81) averaged more...Makar paced all rookie blueliners with 12 goals and tied for first among all rookies with four game-winning tallies...His 0.21 goals-per-game average was the highest by a first-year defenseman since 2015-16 (Shayne Gostisbehere, 0.27)...Makar and Vancouver's Quinn Hughes, who led all rookies with 53 points in 68 games, became the first defensemen to rank 1-2 in rookie scoring in the NHL's modern era (since 1943-44)...Overall, only 17 rookie defensemen in NHL history have reached the 50-point mark in a season, with Makar and Hughes the first since Vladimir Malakhov (52) in 1992-93 with the NY Islanders.

HIGHEST POINTS-PER-GAME AVERAGE BY A ROOKIE DEFENSEMAN (Min 50 GP)

Defenseman	Season	Team	P/GP	PTS (G/A)	GP
Brian Leetch	1988-89	NYR	1.04	71 (23/48)	68
Larry Murphy	1980-81	LAK	0.95	76 (16/60)	80
Al MacInnis	1983-84	CGY	0.88	45 (11/34)	51
Cale Makar	2019-20	COL	0.88	50 (12/38)	57
Chris Chelios	1984-85	MTL	0.86	64 (9/55)	74
Phil Housley	1982-83	BUF	0.86	66 (19/47)	77

THAT'S A PLUS

Ryan Graves led the NHL with a +40 plus/minus rating, becoming the first Avalanche player to lead the league in that category since Milan Hejduk and Peter Forsberg (+52) in 2002-03...Graves' +40 mark was the highest ever by a Colorado defenseman and tied for the second-highest rating by a blueliner in franchise history (Quebec's Mario Marois was +49 in 1983-84)...Graves was the first NHL defenseman to finish +40 or better in 10 years, since Jeff Schultz was +50 with Washington in 2009-10...Graves was a "plus player" in 35 of his 69 games and posted a "minus" rating only 11 times.



SEASON NOTES

2019-20 COLORADO AVALANCHE TEAM NOTES

IRON G

Samuel Girard was one of two Avalanche players to appear in all 70 contests this season (also Matt Nieto)...Girard has dressed in 220 consecutive regular-season games, the third-longest ironman streak ever by an Avs defenseman.

285	Martin Skoula	Jan. 11, 2000 – April 4, 2003
226	Karlis Skrastins	Oct. 10, 2003 – Feb. 24, 2007
220	Samuel Girard	Nov. 10, 2017 – present

YOU HAD TO BE A BIG SHOT

Nathan MacKinnon led the NHL in shots for the second straight year with 318...He has recorded a shot in 220 consecutive games, the second-longest streak in franchise history (227, Joe Sakic, 1995-99)...MacKinnon's streak is the second-longest active run behind Dougie Hamilton (294 straight)...MacKinnon tied a single-game franchise record with 12 shots on Nov. 1 vs. Dallas.

BACK-TO-BACK

The Avs played 12 back-to-back games this season, finishing 9-3-0 in the first contest and 6-5-1 in the second...The Avalanche swept half (six) of its 12 back-to-backs, matching a franchise record for the most back-to-back sweeps (1985-86 and 2000-01)...Colorado swept three consecutive back-to-backs in February, tying a franchise record for consecutive sweeps (fifth time, last: October 2009)...The Avalanche's victories in Anaheim/Los Angeles (Feb. 21-22) marked the first time Colorado had ever swept a back-to-back in Southern California.

ROAD, SWEET ROAD

The Avs won a franchise-record nine straight road games from Feb. 4 to March 2, topping the previous mark of seven straight away wins set in 1998-99...Colorado's nine-game streak tied for the longest in the NHL this season.

ROAD WIN STREAKS, FRANCHISE HISTORY

9	Feb. 4 – March 2, 2020
7	Jan. 10–Feb. 7, 1999
6	(five times)

LONGEST ROAD WIN STREAKS, 2019-20

9	Colorado	Feb. 4 – March 2
9	NY Rangers	Jan. 16 – Feb. 27
6	(three times)	

HITTING THE "BENCH" MARKS

Jared Bednar this season led Colorado to its third-highest points percentage (.657) since relocating to Denver in 1995...He became just the third Avalanche coach since the franchise relocated to lead the club to three straight playoff berths, joining Bob Hartley (four, 1998-02) and Marc Crawford (three, 1995-98)...Bednar owns a 145-136-35 (.514) record in four seasons behind the bench, which includes a 123-80-31 (.592) mark over the past three years...Only Bob Hartley (193) has more wins in Colorado Avalanche history...Bednar's 145 wins rank fourth in franchise annals behind Michel Bergeron (265), Hartley (193) and Marc Crawford (165 including one season with Quebec).

NOT BAD FOR STARTERS

Colorado was the last NHL's last undefeated team (5-0-0) and the last team without a regulation loss (7-0-1)...The Avalanche's 7-0-1 start was its best through eight games in franchise history, and the eight-game point streak was its second-longest to start a season (9-0-2 in 2000-01)...It was the longest by any team to open a campaign since the Montreal Canadiens began 2016-17 with a 9-0-1 run...The NHL's last unbeaten team, the Avalanche started a season 5-0-0 for just the second time since relocating to Denver and only the fourth time in franchise history.

LONGEST POINT STREAK TO START SEASON, FRANCHISE HISTORY

11	9-0-2	2000-01
8	7-0-1	2019-20
7	7-0-0	1985-86
7	5-0-2	1997-98



SEASON NOTES

2019-20 COLORADO AVALANCHE TEAM NOTES

BEST STARTS, AVALANCHE HISTORY (since 1995-96)

6-0 2013-14

5-0 2019-20

2-0 (4) times

BEST STARTS, FRANCHISE HISTORY

7-0 1985-86

6-0 2013-14

5-0 2019-20

5-0 1994-95

A VIEW TO A KILL

The Avalanche's penalty-kill unit went 11 consecutive games without allowing a power-play goal from Feb. 15 to March 6, equaling the longest such streak in franchise history...Colorado killed 27 straight penalties during that stretch.

LONGEST STREAK W/O ALLOWING PPG, FRANCHISE HISTORY

11 games Feb. 15–March 6, 2020

11 games Dec. 9-31, 2017

10 games Jan. 28–Feb. 16, 1995

ALL STAR CAPTAIN

Nathan MacKinnon captained the Central Division for the 2020 NHL All-Star Game on Jan. 25 in St. Louis, the second straight year he's been voted captain...MacKinnon was the first Avalanche player to be named All-Star captain twice (Joe Sakic wore the 'C' once) and the first Avalanche player to be selected to four consecutive All-Star Games since Peter Forsberg was chosen for six straight from 1996-2001.

CLOSE ENCOUNTERS

The Avs won six straight games by one goal from Feb. 21–March 2, the first time Colorado/Quebec had ever done that...In fact, that six-game run equaled the NHL record for consecutive wins all by a one-goal margin.

6 Colorado Feb. 21–March 2, 2020

6 Buffalo Nov. 8-19, 2018

6 Phoenix Feb. 9-22, 2011

6 Vancouver Feb. 10-22, 2007

6 Buffalo Dec. 8-19, 2005

SHOTS FIRED

The Avalanche fired over 40 shots-on-net in a franchise record four straight games, Dec. 27–Jan. 2...They eclipsed the previous mark of three straight games with 40+ shots from Jan. 28–Feb. 2, 2006 and Jan. 31–Feb. 3, 1996.

FINE FEBRUARY

The Avs finished 11-3-1 in February, equaling their most wins in a single month in franchise history...The 11 wins tied for first in the NHL, while their 23 points led all teams in February...The Avs allowed a league-low 29 goals in February (1.93 per game).

MOST WINS IN A MONTH, FRANCHISE HISTORY

11 February 2020

11 March 2007

11 January 2004



SEASON NOTES

2019-20 COLORADO AVALANCHE TEAM NOTES

MOST POINTS IN FEBRUARY

23	Colorado	11-3-1
22	Boston	11-3-0
22	NY Rangers	11-4-0

THREE'S COMPANY...SO IS FOUR

Colorado scored three or more goals in each of its first five games this season, the first team in Avalanche history (since 1995-96) to open a season by scoring at least three goals in each of their first five contests...The Avs scored four or more goals in each of their first three games this year, which was also an Avalanche first.

MR. NOVEMBER

Nathan MacKinnon was named the NHL's Second Star for the month of November...He finished second in the NHL with 25 points (10g/15a) in 14 games despite the team missing Mikko Rantanen and Gabriel Landeskog for almost the entire month...MacKinnon's 25 points were a career high for any month and set a franchise record for the month of November...It was the most points by an Avalanche player in a single calendar month since March 2000 (Joe Sakic 26)...This was the third straight November that MacKinnon had been named one of the league's three stars, as he was the NHL's Second Star of the Month last November (2018) and the First Star in November of 2017...He has combined for 68 points (24g/44a) in 40 November games since 2017, the most of any player.

POINTS IN NOVEMBER, FRANCHISE HISTORY

25	Nathan MacKinnon	2019
24	Walt Poddubny	1988
24	Marian Stastny	1982
24	Marian Stastny	1981
24	Marc Tardif	1981

NOT A BAD NOVEMBER HIMSELF

Cale Makar was named the NHL's Rookie of the Month for November...He became the first Avalanche defenseman to ever be named NHL Rookie of the Month and the first Colorado player since Gabriel Landeskog in February 2012...Makar led all NHL rookies and all NHL defensemen in points (16) and goals (seven) in 14 games during the month...His 16 points were the third-most ever by an NHL rookie defenseman in November and the most by a rookie defenseman in ANY month since Alexei Zhitnik (19) in March of 1993 with the Los Angeles Kings...Makar's seven goals tied the franchise record for a defenseman in a single month and also equaled the third most ever by an NHL rookie blueliner in one month...He scored three game-winning goals in November, the most by any rookie defenseman within a single calendar month in NHL history.

MOST POINTS IN NOVEMBER BY A ROOKIE DEFENSEMAN

18	Larry Murphy (LAK)	1980
17	Nicklas Lidstrom (DET)	1991
16	Cale Makar (COL)	2019

POINTS IN A MONTH BY ROOKIE DEFENSEMAN, FRANCHISE HISTORY

16	Cale Makar	Nov. 2019
12	Pierre Lacroix	Mar. 1980
11	Four players tied	



SEASON NOTES

2019-20 COLORADO AVALANCHE TEAM NOTES

MOST POINTS IN A MONTH BY A DEFENSEMAN, FRANCHISE HISTORY

21	Steve Duchesne	Nov. 1992
18	Jeff Brown	Nov. 1988
17	Sandis Ozolinsh	Nov. 1996
17	Steve Duchesne	Dec. 1992
16	Cale Makar	Nov. 2019
16	Tyson Barrie	Mar. 2018

GOALS IN A MONTH BY A ROOKIE DEFENSEMAN, NHL HISTORY

10	Barry Beck (CLR)	Dec. 1977
8	Harry Cameron (TAN)	Dec. 1917
7	Cale Makar (COL)	Nov. 2019
7	Brian Leetch (NYR)	Jan. 1989
7	Phil Housley (BUF)	Jan. 1983

GOALS IN A MONTH BY A DEFENSEMAN, FRANCHISE HISTORY

7	Cale Makar	Nov. 2019
7	Rob Blake	Mar. 2003
7	Ray Bourque	Mar. 2000
7	Sandis Ozolinsh	Dec. 1999

MAKING EACH PERIOD COUNT

The Avs scored a goal in each of their first nine periods to start the season, the first Colorado team to ever accomplish that feat...The previous record was goals in each of the first six periods set in 2018-19 and in 2013-14...Prior to relocating, the Nordiques scored in their first nine periods twice: 1982-83 (also nine) and 1992-93 (first 18 periods).

LEAGUE OF NATIONS

Nine different countries were represented on the Avalanche's Opening Night roster: Canada, USA, Russia, Finland, Austria, Czech Republic, Germany, France and Sweden...Columbus (also nine) was the only other team to feature players from nine different countries.

LUCKY 13

Nathan MacKinnon recorded points in each of his first 13 games, the longest scoring streak to start a season in Avalanche history and the fourth longest in franchise history...It was the longest by an NHL player to open a season since Henrik Zetterberg (17 straight) in 2007-08...MacKinnon, who opened the previous year with a nine-game scoring streak, was the fifth player in NHL history to record a season-opening point streak of nine or more games in consecutive seasons, joining Wayne Gretzky (four straight, 1982-86), Charlie Simmer (1979-81), Guy Lafleur (1975-77) and Rod Gilbert (1971-73).

LONGEST POINT STREAK TO START SEASON, AVALANCHE HISTORY (since 1995-96)

13	Nathan MacKinnon	2019-20
9	John-Michael Liles	2010-11
9	Nathan MacKinnon	2018-19
9	Mikko Rantanen	2018-19

LONGEST POINT STREAK TO START SEASON, FRANCHISE HISTORY

30	Mats Sundin	1992-93
16	Peter Stastny	1987-88
14	Michel Goulet	1985-86
13	Nathan MacKinnon	2019-20
12	Joe Sakic	1988-89



SEASON NOTES

2019-20 COLORADO AVALANCHE TEAM NOTES

LONGEST NHL POINT STREAK TO START SEASON, LAST 20 YEARS (since 1999-00)

22	Dany Heatley (OTT)	2005-06
17	Henrik Zetterberg (DET)	2007-08
15	Jaromir Jagr (PIT)	1999-00
13	Nathan MacKinnon (COL)	2019-20
12	Sebastian Aho (CAR)	2018-19

WERNER SHINES IN DEBUT

Adam Werner stopped all 40 shots after relieving Pavel Francouz 31 seconds into the first period to pick up the victory in his NHL debut on Nov. 12 at Winnipeg...He became the first goaltender in Avalanche/Nordiques history to win his NHL debut in relief...The Mariestad, Sweden, native was the fourth Colorado goalie to win his NHL debut and the first since Vitaly Kolesnik on Dec. 7, 2005 vs. Boston...Werner's 40 saves were the most ever by an Avalanche/Nordiques goaltender in his NHL debut, topping the previous high of 37 by Jeremy Smith on Feb. 14, 2017 at New Jersey...The 6-foot-5 netminder was just the third goaltender in the last 40 years (since 1979-80) to make 40 or more saves without allowing a goal in his first career NHL game, joining Troy Grosenick (45 with San Jose on Nov. 16, 2014 at Carolina) and Mike Fountain (40 with Vancouver on Nov. 14, 1996 at New Jersey)...At 22 years, 194 days, Werner was the second-youngest Avalanche netminder to win his debut behind only Marc Denis (21 years, 156 days) on Jan. 4, 1999 vs. Montreal.

COMBINED EFFORT

Adam Werner's effort on Nov. 12 gave the Avs their second combined team shutout in franchise history...The other was March 30, 2018, when Semyon Varlamov (30 saves) and Jonathan Bernier (three) combined for a 5-0 victory over the Blackhawks at Pepsi Center.

TAKE FIVE

Cale Makar was just the fifth defenseman in NHL history to open his career with a five-game point streak...In fact, Makar's five-game streak ended up tied for the second-longest by a blueliner to begin a career in NHL history...Furthermore, Makar also equaled the Avalanche record (since 1995-96) for the longest streak to start a career at any position, a mark Alex Tanguay set to begin his career in 1999-00...Makar, who joined the Avs during their first round series against Calgary last spring, was the first defenseman in league history to score a goal while making his NHL debut in the Stanley Cup Playoffs.

6	Marek Zidlicky	2003-04	NSH
5	Cale Makar	2019-20	COL
5	Larry Murphy	1980-81	LAK
5	Hap Day	1924-25	TSP
5	Harry Cameron	1917-18	TAN

SEEING DOUBLE

Colorado had a streak of seven consecutive games in which one of its players had a multi-goal effort from Nov. 7-21...That run tied the franchise record for consecutive games with a player scoring two or more goals set by the Nordiques from Nov 24 to Dec 10, 1983.

Nov 7 vs. NSH — Joonas Donskoi (3)
Nov. 9 vs. CBJ — Cale Makar (2)
Nov. 12 at WPG — Nathan MacKinnon (2)
Nov. 14 at EDM — Andre Burakovsky (2)
Nov. 16 at VAN — Nathan MacKinnon (2)
Nov. 19 at CGY — Andre Burakovsky (2)
Nov. 21 at MIN — Cale Makar (2)



SEASON NOTES

2019-20 COLORADO AVALANCHE TEAM NOTES

NINE IS FINE

Trailing 3-2 early in the second period on Nov. 7 against the Predators, the Avalanche erupted for six goals in a span of 8:00 to roll to a 9-4 victory at Pepsi Center....Joonas Donskoi led the way with his first NHL hat trick, helping the Avs to their best offensive output in 12 years....A look at some notables from the victory:

- The Avalanche set a franchise record by scoring six goals in a span of 8:00 in the second period, eclipsing the previous mark of 8:06 set by the Quebec Nordiques on Feb. 22, 1981 (11-7 win at Washington)...Colorado became the third NHL team in the last 20 years to score six goals in a span of 8:00 or less in a game, joining the 2010-11 Maple Leafs (7:43, Jan. 7, 2011 at Atlanta) and the 1999-00 Rangers (8:00, Dec. 15, 1999 vs. LA Kings).
- The Avalanche's nine goals were its most in a game since Dec. 9, 2007 (9-5 win over St. Louis at Pepsi Center)...In fact, it marked only the fifth time that Colorado has scored nine or more times in a game since relocating from Quebec...It tied for the most goals by an NHL team this season and was the most ever allowed by the Predators.
- The Avs tied a franchise record with six goals in the second period...It was the 11th time the Avalanche/Nordiques have scored six goals in a period (last: Jan. 19, 2019 vs. Los Angeles - 2nd).
- Here is a rundown of Colorado's second-period scoring:
 - 2 goals in 0:20
 - 3 goals in 1:31
 - 4 goals in 2:21
 - 5 goals in 4:35
 - 6 goals in 8:00
- The five goals in 4:35 was not a franchise record but was an Avalanche record...The previous mark was five in 5:18 on Oct. 19, 1996 vs. Vancouver.
- This game marked only the second time that five different Avalanche players had three points in a single contest...On Dec. 5, 1995, six different Avs tallied three points in Colorado's 12-2 win over San Jose.

ODDS & ENDS

- Colorado won its first four home games of a season for the first time since 2009-10 (6-0-0).
- The Avalanche's 4-0 season-opening homestand marked the first time they swept a homestand of at least four games since Dec. 17-23, 2011 (4-0-0).
- Colorado finished 3-0-2 on its five-game homestand from Jan. 10-20, collecting points in every contest of a five-plus game homestand for the first time since Oct. 25 to Nov. 8, 2005 (5-0-1).
- The Avs went 4-1-0 on a five-game road trip from Feb. 1-9, the first time Colorado won four or more games of a five-game trip since Oct. 10-17, 2011 (5-0).

SUCCESS IN OPENERS

Colorado's 5-3 victory on Oct. 3 improved the franchise's all-time record on Opening Night to 23-10-7 (.663), the second-best mark in the NHL... Colorado has won four straight on Opening Night, tied with Philadelphia for the second-longest active win streak behind Tampa (six)...Colorado's four straight season-opening wins is the longest such streak in Avalanche history and the second-longest in franchise history (Quebec won eight in a row from 1981-82 to 1988-89)...The Avs improved to 4-0-0 in season openers under Jared Bednar, the longest streak of Opening Night wins ever by an Avalanche head coach (since 1995-96)...Bednar is one of three active coaches who are perfect in season openers (Todd Reirden and Ralph Krueger are both 2-0)...The NHL record for the longest such win streak from the start of a coaching career is eight by Tom Renney...The Oct. 3 victory improved the franchise's record to 28-8-4 (.750) all-time in home openers, second to only Minnesota (.833; 13-1-4)...Colorado is 16-5-3 (.729) in home openers since moving from Quebec, which includes a 14-4-2 (.750) mark at Pepsi Center.



SEASON NOTES

2019-20 COLORADO AVALANCHE TEAM NOTES

HIT ME WITH YOUR BEST SHOT

Colorado out-shot Edmonton 50-20 in a 4-1 victory on Nov. 27 at Pepsi Center...The 50 shots were a season high and marked the seventh 50+ shot performance since the franchise relocated to Denver, the first since April 4, 2017 vs. Chicago (51)...The +30 shot differential equaled the second-highest in Colorado/Quebec franchise history, one short of the record:

LARGEST SHOT DIFFERENTIAL, FRANCHISE HISTORY

+31 (57-26)	1996/03/05 vs SJS
+30 (50-20)	2019/11/27 vs EDM
+30 (43-13)	2007/11/28 vs EDM
+30 (53-23)	1984/10/20 @ TOR

O' CAPTAIN

Gabriel Landeskog completed his ninth NHL season and his eighth season as the Avalanche's captain...Only six other NHL players have served as captains of their respective teams for a longer period of time...Landeskog was the youngest captain in NHL history when he assumed the role at 19 years, 286 days on Sept. 4, 2012, a title he held for four years before Connor McDavid was given the "C" at 19 years, 266 days on Oct. 5, 2016...Landeskog is the second-longest serving captain in franchise history behind only Joe Sakic (17 seasons overall, 16 consecutive).

Zdeno Chara (BOS)	14th season (since 2006-07)
Sidney Crosby (PIT)	13th season (2007-08)
Jonathan Toews (CHI)	12th season (2008-09)
Mikko Koivu (MIN)	11th season (2009-10) *does not include season as rotating captain in 2008-09.
Alex Ovechkin (WSH)	11th season (2009-10)
Ryan Getzlaf (ANA)	10th season (2010-11)
Gabriel Landeskog (COL)	8th season (2012-13)
Claude Giroux (PHI)	8th season (2012-13)



HOW THE AVALANCHE WAS BUILT

2019-20

DRAFT PICKS 5

FREE AGENTS 6

TRADES 13

WAIVER CLAIM 2

6	Erik Johnson (D)	Acquired from St. Louis, along with Jay McClement and a 1st round pick (Duncan Siemens in the 2011 Entry Draft, in exchange for Kevin Shattenkirk, Chris Stewart and a 2nd round-choice (Ty Rattie) in the 2011 Entry Draft, Feb. 18, 2011
7	Kevin Connauton (D)	Acquired by Colorado, along with a third-round selection in the 2020 NHL Draft, from the Arizona Coyotes in exchange for Carl Soderberg, June 25, 2019
8	Cale Makar (D)	Drafted in 2017 (1st choice, 1st round, 4th overall)
11	Matt Calvert (LW)	Signed by Colorado as a free agent, July 1, 2018
13	Valeri Nichushkin (RW)	Signed by Colorado as a free agent, Aug. 19, 2019
16	Nikita Zadorov (D)	Acquired from Buffalo, along with Mikhail Grigorenko, J.T. Compher and a 2nd round pick (later traded to San Jose – San Jose selected Jeremy Roy) in the 2015 NHL Draft, in exchange for Jamie McGinn and Ryan O'Reilly, June 26, 2015
17	Tyson Jost (C)	Drafted in 2016 (1st choice, 1st round, 10th overall)
22	Colin Wilson (C/LW)	Acquired from Nashville in exchange for a 4th round selection in the 2019 NHL Draft, July 1, 2017
27	Ryan Graves (D)	Acquired from the New York Rangers in exchange for Chris Bigras, Feb. 26, 2018
28	Ian Cole (D)	Signed by Colorado as a free agent, July 1, 2018
29	Nathan MacKinnon (C)	Drafted in 2013 (1st choice, 1st round, 1st overall)
31	Philipp Grubauer (G)	Acquired from Washington, along with Brooks Orpik, in exchange for a 2nd round pick (Kody Clark) in the 2018 NHL Draft, June 22, 2018
35	Michael Hutchinson (G)	Acquired from Toronto in exchange for Calle Rosen, Feb. 24, 2020
37	J.T. Compher (C)	Acquired from Buffalo, along with Mikhail Grigorenko, Nikita Zadorov and a 2nd round pick (later traded to San Jose – San Jose selected Jeremy Roy) in the 2015 NHL Draft, in exchange for Jamie McGinn and Ryan O'Reilly, June 26, 2015
39	Pavel Francouz (G)	Signed by Colorado as a free agent, May 2, 2018
41	Pierre-Edouard Bellemare (C)	Signed by Colorado as a free agent, July 1, 2019
44	Mark Barberio (D)	Claimed on waivers from Montreal, Feb. 2, 2017
49	Samuel Girard (D)	Acquired from Nashville, along with Vladislav Kamenev and a 2nd round pick in 2018 (later traded to Pittsburgh – Pittsburgh selected Filip Hallander), as well as Shane Bowers, Andrew Hammond, a 1st round pick in either 2018 or 2019 and a 3rd round pick in 2019 from Ottawa. The Avalanche sent Matt Duchene to Ottawa, and Nashville received Kyle Turris from Ottawa
72	Joonas Donskoi (RW)	Signed by Colorado as a free agent, July 1, 2019
81	Vladislav Kamenev (C)	Acquired from Nashville, along with Samuel Girard and a 2nd round pick in 2018 (later traded to Pittsburgh – Pittsburgh selected Filip Hallander), as well as Shane Bowers, Andrew Hammond, a 1st round pick in either 2018 or 2019 and a 3rd round pick in 2019 from Ottawa. The Avalanche sent Matt Duchene to Ottawa, and Nashville received Kyle Turris from Ottawa
83	Matt Nieto (LW)	Claimed on waivers from San Jose, Jan. 5, 2017
90	Vladislav Namestnikov (LW)	Acquired from Ottawa in exchange for a fourth-round selection in the 2021 NHL Draft, Feb. 24, 2020
91	Nazem Kadri (C)	Acquired from Toronto, along with Calle Rosen and a third-round selection in the 2020 NHL Draft, in exchange for Tyson Barrie, Alexander Kerfoot and a sixth-round pick in the 2020 NHL Draft, July 1, 2019
92	Gabriel Landeskog (LW)	Drafted in 2011 (1st choice, 1st round, 2nd overall)
95	Andre Burakovsky (LW)	Acquired from Washington in exchange for Scott Kosmachuk, a second-round pick in the 2020 NHL Draft and a third-round selection (previously acquired from Arizona) in the 2020 NHL Draft, June 28, 2019
96	Mikko Rantanen (RW)	Drafted in 2015 (1st choice, 1st round, 10th overall)



COLORADO AVALANCHE ROSTER

2019-20 ACTIVE ROSTER

#	Name	Pos	Height	Weight	DOB	Birthplace
6	Erik Johnson	D	6' 4"	225	March 21, 1988	Bloomington, MN
7	Kevin Connauton	D	6' 2"	205	February 23, 1990	Edmonton, AB
8	Cale Makar	D	5' 11"	187	October 30, 1998	Calgary, AB
11	Matt Calvert	L	5' 11"	186	December 24, 1989	Brandon, MB
13	Valeri Nichushkin	R	6' 4"	210	March 4, 1995	Chelyabinsk, RUS
16	Nikita Zadorov	D	6' 5"	230	April 16, 1995	Moscow, RUS
17	Tyson Jost	C	5' 11"	191	March 14, 1998	St. Albert, AB
22	Colin Wilson	C/LW	6' 1"	221	October 20, 1989	Greenwich, CT
27	Ryan Graves	D	6' 5"	226	May 21, 1995	Yarmouth, NS
28	Ian Cole	D	6' 1"	219	February 21, 1989	Ann Arbor, MI
29	Nathan MacKinnon	C	6' 0"	205	September 1, 1995	Halifax, NS
31	Philipp Grubauer	G	6' 1"	191	November 25, 1991	Rosenheim, GER
35	Michael Hutchinson	G	6' 3"	198	March 2, 1990	Barrie, ON
37	J.T. Compher	L	6' 0"	193	April 8, 1995	Northbrook, IL
39	Pavel Francouz	G	6' 0"	179	June 3, 1990	Plzen, CZE
41	Pierre-Edouard Bellemare	C	6' 0"	198	March 6, 1985	Le Blanc-Mesnil, FRA
44	Mark Barberio	D	6' 1"	200	March 23, 1990	Montreal, QC
49	Samuel Girard	D	5' 10"	162	May 12, 1998	Roberval, QC
72	Joonas Donskoi	R	6' 0"	190	April 13, 1992	Raahe, FIN
81	Vladislav Kamenev	C	6' 2"	194	August 12, 1996	Orsk, RUS
83	Matt Nieto	L	5' 11"	190	November 5, 1992	Long Beach, CA
90	Vladislav Namestnikov	C	6' 0"	183	November 22, 1992	Zhukovskiy, RUS
91	Nazem Kadri	C	6' 0"	192	October 6, 1990	London, ON
92	Gabriel Landeskog	L	6' 1"	215	November 23, 1992	Stockholm, SWE
95	Andre Burakovsky	L	6' 3"	201	February 9, 1995	Klagenfurt, AUT
96	Mikko Rantanen	R	6' 4"	215	October 29, 1996	Nousiainen, FIN
26 Total		Avg:	6' 1"	200	Age: 27	



REGULAR-SEASON STATS

2019-20 RECORD: 42-20-8 92 POINTS GOALS FOR: 236 GOALS AGAINST: 190

Player	GP	G	A	Pts	+/-	PIM	PP	SH	GW	S	%	TOI/GP
Nathan MacKinnon	69	35	58	93	13	12	12	0	4	318	11.0	21:13
Cale Makar	57	12	38	50	12	12	4	0	4	121	9.9	21:00
Andre Burakovsky	58	20	25	45	11	22	2	0	6	103	19.4	15:12
Gabriel Landeskog	54	21	23	44	-2	47	6	0	4	145	14.5	20:01
Mikko Rantanen	42	19	22	41	-2	14	8	0	5	107	17.8	18:56
Nazem Kadri	51	19	17	36	7	97	4	0	1	133	14.3	17:25
Samuel Girard	70	4	30	34	1	17	1	0	1	96	4.2	21:18
Joonas Donskoi	65	16	17	33	2	26	4	0	2	111	14.4	16:15
Vladislav Namestnikov (COL)	9	4	2	6	2	8	1	0	0	10	40.0	14:57
(TOT)	65	17	14	31	-5	45	2	4	2	98	17.3	15:03
J.T. Compher	67	11	20	31	9	18	1	0	3	106	10.4	16:44
Valeri Nichushkin	65	13	14	27	26	14	1	1	3	113	11.5	14:04
Ryan Graves	69	9	17	26	40	45	0	0	0	134	6.7	18:56
Ian Cole	65	4	22	26	21	36	0	0	1	92	4.3	17:41
Matt Calvert	50	12	13	25	13	39	0	3	1	89	13.5	14:05
Tyson Jost	67	8	15	23	11	22	1	0	0	115	7.0	12:46
Pierre-Edouard Bellemare	69	9	13	22	2	17	0	2	0	85	10.6	13:25
Matt Nieto	70	8	13	21	7	6	0	2	3	85	9.4	13:30
Erik Johnson	59	3	13	16	9	20	0	0	1	99	3.0	21:02
Nikita Zadorov	64	4	9	13	6	65	0	0	0	65	6.2	17:46
Vladislav Kamenev	38	1	7	8	-2	8	0	0	1	32	3.1	8:58
Colin Wilson	9	0	4	4	6	0	0	0	0	12	0.0	12:38
Logan O'Connor	16	2	0	2	0	2	0	0	1	15	13.3	8:25
Mark Barberio	21	0	2	2	3	16	0	0	0	29	0.0	14:05
Kevin Connauton	4	0	0	0	-2	0	0	0	0	4	0.0	15:30

Goaltender	GP	W	L	OTL	SO	SA	Sv	SV%	GA	GAA	Min
Philipp Grubauer	36	18	12	4	2	1067	977	.916	90	2.63	2057
Michael Hutchinson (COL)	1	1	0	0	0	18	17	.944	1	1.00	60
(TOT)	16	5	9	1	1	439	390	.888	49	3.47	847
Pavel Francouz	34	21	7	4	1	966	919	.923	77	2.41	1914



SEASON BREAKDOWN

TEAM RECORDS

Overall record/streak: 42 - 20 - 8 / Win 1 / Undef 1
 Home record/streak: 18 - 9 - 6 / Win 1 / Undef 1
 Road record/streak: 24 - 11 - 2 / Lost 1
 Last 5 Games: 2 - 2 - 1
 Last 10 Games: 7 - 2 - 1
 1-Goal Games: 15 - 4 - 8
 2-Goal Games: 9 - 8
 3-Goal Games: 18 - 8
 Scoring first: 30 - 6 - 7
 Opponent scoring first: 12 - 14 - 1
 Leading after 1 period: 19 - 2 - 5
 Trailing after 1 period: 6 - 11 - 0
 Tied after 1 period: 17 - 7 - 3
 Leading after 2 periods: 34 - 2 - 4
 Trailing after 2 periods: 1 - 13 - 3

Tied after 2 periods: 7 - 5 - 1
 OT Record - This Season: 5 - 8
 OT Record - Franchise: 194 - 172 - 204
 Shootout Record - This Season: 1 - 1
 Shootout Record - Franchise: 73 - 41
 Outshooting opponent: 19 - 11 - 4
 Outshot by opponent: 21 - 9 - 3
 Even shots: 2 - 0 - 1
 vs. Atlantic: 12 - 1 - 2
 vs. Metropolitan: 9 - 5 - 2
 vs. EASTERN CONFERENCE: 21 - 6 - 4
 vs. Central: 10 - 8 - 2
 vs. Pacific: 11 - 6 - 2
 vs. WESTERN CONFERENCE: 21 - 14 - 4

MONTH-BY-MONTH

	W	L	OT	Points
October:	8	2	2	18
November:	8	6	0	16
December:	7	5	2	16
January:	5	2	2	12
February:	11	3	1	23
March:	3	2	1	7
Totals:	42	20	8	92

GOALS BY PERIOD

	1	2	3	OT	T	Avg
Colorado Avalanche:	73	95	64	4	236	(3.4 avg.)
Opponents:	62	54	67	7	190	(2.7 avg.)

SHOTS BY PERIOD

	1	2	3	OT	T	Avg
Colorado Avalanche:	748	815	670	24	2257	(32.2 avg.)
Opponents:	714	711	736	32	2193	(31.3 avg.)

POWER PLAY

	G	Att	Pct.
Overall:	46	241	19.1 (19th NHL)
Home:	31	128	24.2 (8th NHL)
Road:	15	113	13.3 (29th NHL)

6 SHORT HANDED GOALS ALLOWED (T-14th NHL)

PENALTY KILL

	G	Att	Pct.
Overall:	39	210	81.4 (T-13th NHL)
Home:	17	93	81.7 (14th NHL)
Road:	22	117	81.2 (T-8th NHL)

8 SHORT HANDED GOALS SCORED (T-6th NHL)

INDIVIDUAL LEADERS

Points: N. MacKinnon (93), C. Makar (50), A. Burakovsky (45)
 Goals: N. MacKinnon (35), G. Landeskog (21), A. Burakovsky (20)
 Assists: N. MacKinnon (58), C. Makar (38), S. Girard (30)
 PP Goals: N. MacKinnon (12), M. Rantanen (8), G. Landeskog (6)
 SH Goals: V. Namestnikov (4), M. Calvert (3), M. Nieto (2)
 GW Goals: A. Burakovsky (6), M. Rantanen (5), G. Landeskog (4)
 3+ Goals: T. Jost (1), M. Rantanen (1), J. Donskoi (1)
 PIM: N. Kadri (97), N. Zadorov (65), G. Landeskog (47)
 Shots: N. MacKinnon (318), G. Landeskog (145), R. Graves (134)
 +/-: R. Graves (+40), V. Nichushkin (+26), I. Cole (+21)

SITUATIONAL GOALS

	For	Against	For	Against
5 on 5:	162	115	3 on 4:	0
5 on 4:	43	6	3 on 5:	0
5 on 3:	3	0	4 on 5:	8
4 on 4:	0	3	Empty Net:	13
4 on 3:	0	1	Penalty Shots:	0
3 on 3:	4	6	Total:	236
				190

SPECIAL TEAMS SCORING

Power Play	G	A	P	Shorthanded	G	A	P
Nathan MacKinnon	12	19	31	Vladislav Namestnikov	4	2	6
Cale Makar	4	15	19	Pierre-Edouard Bellemare	2	2	4
Gabriel Landeskog	6	9	15	Matt Calvert	3	1	4
Mikko Rantanen	8	6	14	J.T. Compher	0	3	3
Samuel Girard	1	12	13	Ryan Graves	0	2	2
Andre Burakovsky	2	9	11	Matt Nieto	2	0	2
Nazem Kadri	4	7	11	Valeri Nichushkin	1	0	1
J.T. Compher	1	4	5				
Joonas Donskoi	4	1	5				
Tyson Jost	1	4	5				
Vladislav Namestnikov	2	2	4				
Vladislav Kamenev	0	2	2				
Valeri Nichushkin	1	0	1				

SHOOTOUT

Shooter	G/S	PCT	GDG	Goaltender	Rec.	G/S	PCT.
Joonas Donskoi	1/1	100	1	Michael Hutchinson	0-1	1/2	0.5
Vladislav Namestnikov	1/2	50	0	Philipp Grubauer	0-1	2/3	.333
Gabriel Landeskog	0/1	0	0	Pavel Francouz	1-0	0/3	1
Nathan MacKinnon	0/2	0	0				
Mikko Rantanen	0/1	0	0				



TEAM GAME-BY-GAME STATISTICS

2019-20 COLORADO AVALANCHE

* = Overtime ** = Shootout + = Sellout

#	Date	Team	Results	Record	GF-GA	Scorers	GW Goal	PP	PK	SF-SA	W/L GltDr	Attend.
1	10/03/2019	Calgary Flames	W	01-00-00	5-3	72p,96,37,96p,72	96	2-6	2-4	32-30	31 / 33	18016+
2	10/05/2019	Minnesota Wild	W	02-00-00	4-2	96p,41,92,27	92	1-6	3-4	32-31	31 / 40	17090
3	10/10/2019	Boston Bruins	W	03-00-00	4-2	29p,41,95,92	95	1-2	1-1	36-41	31 / 41	18045+
4	10/12/2019	Arizona Coyotes	W*	04-00-00	3-2	91p,17,95	95	1-4	3-3	32-36	39 / 32	18053+
5	10/14/2019	@ Washington Capitals	W	05-00-00	6-3	6,16,91,96p,83,29	96	1-4	2-2	25-32	31 / 30	18573+
6	10/16/2019	@ Pittsburgh Penguins	O*	05-00-01	2-3	11,29	13	0-3	3-3	28-32	30 / 31	18458+
7	10/18/2019	@ Florida Panthers	W*	06-00-01	5-4	72,83,95,95,29	29	0-3	4-4	41-44	31 / 72	13382
8	10/19/2019	@ Tampa Bay Lightning	W	07-00-01	6-2	17,17,92,17,91,96	92	0-2	2-2	24-46	39 / 88	19092+
9	10/21/2019	@ St. Louis Blues	L	07-01-01	1-3	29p	57	1-5	4-5	18-25	50 / 31	18096+
10	10/25/2019	@ Vegas Golden Knights	W	08-01-01	6-1	41,91,8,91p,11,11s	91	1-3	4-4	40-26	31 / 29	18420+
11	10/26/2019	Anaheim Ducks	L	08-02-01	2-5	72p,29p	15	2-6	2-3	37-27	30 / 39	18039+
12	10/30/2019	Florida Panthers	O*	08-02-02	3-4	83,72,29	11	0-2	3-4	30-38	72 / 31	16022
13	11/01/2019	Dallas Stars	L	08-03-02	1-2	29p	24	1-5	2-2	39-29	35 / 31	18020+
14	11/02/2019	@ Arizona Coyotes	L	08-04-02	0-3		18	0-4	1-2	33-28	35 / 39	17125+
15	11/05/2019	@ Dallas Stars	L	08-05-02	1-4	37	12	0-8	6-7	37-38	30 / 31	18108
16	11/07/2019	Nashville Predators	W	09-05-02	9-4	8,29p,72,27,95,83s,11,72,72p	95	2-6	3-4	45-24	39 / 35	17492
17	11/09/2019	Columbus Blue Jackets	W	10-05-02	4-2	49p,8,8,91	8	1-2	3-4	36-41	39 / 70	18070+
18	11/12/2019	@ Winnipeg Jets	W	11-05-02	4-0	8,29,29,72p	8	1-3	2-2	25-40	30 / 37	15325+
19	11/14/2019	@ Edmonton Oilers	L	11-06-02	2-6	95,95	44	0-5	2-6	33-28	41 / 30	17188
20	11/16/2019	@ Vancouver Canucks	W*	12-06-02	5-4	41,29p,91,95,29	29	1-5	4-6	23-32	35 / 35	18409
21	11/19/2019	@ Calgary Flames	W	13-06-02	3-2	95,95,81	81	0-2	2-2	26-33	31 / 33	18698
22	11/21/2019	@ Minnesota Wild	L	13-07-02	2-3	8p,8	16	1-2	3-4	27-31	32 / 31	17574
23	11/23/2019	Toronto Maple Leafs	L	13-08-02	3-5	29,95p,13	24	1-3	1-2	37-28	31 / 31	18137+
24	11/27/2019	Edmonton Oilers	W	14-08-02	4-1	91,83,29,25	83	0-5	1-1	50-20	31 / 19	18021+
25	11/29/2019	@ Chicago Blackhawks	W	15-08-02	5-2	29,27,8p,13,37	8	1-3	1-1	23-36	39 / 50	21822+
26	11/30/2019	Chicago Blackhawks	W	16-08-02	7-3	91p,91,29,72,96,72,17	72	1-4	5-6	29-29	31 / 40	18015+
27	12/04/2019	@ Toronto Maple Leafs	W	17-08-02	3-1	29p,13s,72	13	1-3	1-1	30-39	31 / 31	19351+
28	12/05/2019	@ Montréal Canadiens	W	18-08-02	3-2	27,92,11s	11	0-3	2-3	35-40	39 / 30	21302+
29	12/07/2019	@ Boston Bruins	W	19-08-02	4-1	13,28,95,92	28	0-1	3-3	20-20	39 / 41	17850+
30	12/09/2019	Calgary Flames	O*	19-08-03	4-5	27,13,29,72	23	0-2	2-3	32-33	33 / 39	17588
31	12/11/2019	Philadelphia Flyers	W	20-08-03	3-1	11,96,96	96	0-2	2-2	27-33	39 / 79	17905+
32	12/13/2019	New Jersey Devils	W	21-08-03	3-1	92p,13,29	13	1-5	4-4	37-38	39 / 70	18034+
33	12/16/2019	@ St. Louis Blues	L	21-09-03	2-5	91,96p	29	1-2	1-3	28-35	50 / 31	18096+
34	12/18/2019	@ Chicago Blackhawks	W	22-09-03	4-1	28,29,95,96	29	0-2	3-3	36-32	39 / 50	21481+
35	12/19/2019	Carolina Hurricanes	L	22-10-03	1-3	92p	74	1-6	3-3	28-40	47 / 31	18015+
36	12/21/2019	Chicago Blackhawks	L	22-11-03	3-5	27,11,11	8	0-3	3-3	31-32	40 / 31	18056+
37	12/23/2019	@ Vegas Golden Knights	W	23-11-03	7-3	41,83s,91,92p,41,96p,13	92	2-5	1-1	38-32	39 / 29	18425+
38	12/27/2019	Minnesota Wild	L	23-12-03	4-6	11,92,29,11	49	0-3	1-2	44-33	40 / 39	18146+
39	12/28/2019	@ Dallas Stars	O**	23-12-04	2-3	37,28	16	0-3	4-5	43-40	30 / 31	18532+
40	12/31/2019	Winnipeg Jets	L	23-13-04	4-7	29,29p,92p,91	81	2-4	0-1	43-26	37 / 31	18147+
41	01/02/2020	St. Louis Blues	W	24-13-04	7-3	29,91,96p,8p,91,37p,72	8	3-5	2-3	42-27	31 / 50	18135+
42	01/04/2020	@ New Jersey Devils	W	25-13-04	5-2	96,28,96,41s,96	96	0-3	2-3	34-30	31 / 29	16514+
43	01/06/2020	@ New York Islanders	L	25-14-04	0-1		27	0-2	1-1	32-33	40 / 39	13241
44	01/07/2020	@ New York Rangers	L	25-15-04	3-5	37,29,37	16	0-3	2-3	32-29	31 / 31	17082
45	01/10/2020	Pittsburgh Penguins	O*	25-15-05	3-4	29p,92,11	19	1-3	2-2	31-30	30 / 39	18132+
46	01/14/2020	Dallas Stars	O*	25-15-06	2-3	16,92	23	0-2	2-3	43-30	30 / 31	18015+
47	01/16/2020	San Jose Sharks	W	26-15-06	4-0	13,8,27,11s	13	0-3	2-2	38-27	31 / 31	18014+
48	01/18/2020	St. Louis Blues	W	27-15-06	5-3	29,95,8,95,92	95	0-4	3-4	18-24	31 / 50	18132+
49	01/20/2020	Detroit Red Wings	W	28-15-06	6-3	91p,29,91,83,27,29	83	1-5	2-2	46-25	39 / 35	18110+
50	02/01/2020	@ Philadelphia Flyers	L	28-16-06	3-6	16,96p,95	49	1-3	4-5	31-28	34 / 31	19745+
51	02/04/2020	@ Buffalo Sabres	W	29-16-06	6-1	49,95,91,16,13,96	95	0-0	2-2	27-24	31 / 40	16859
52	02/06/2020	@ Ottawa Senators	W	30-16-06	4-1	13,83,8p,37	83	1-1	2-2	34-26	31 / 35	11465
53	02/08/2020	@ Columbus Blue Jackets	W	31-16-06	2-1	91,29	29	0-2	4-5	22-32	31 / 90	19022+
54	02/09/2020	@ Minnesota Wild	W	32-16-06	3-2	41s,29p,92	92	1-3	2-4	33-36	39 / 40	17444
55	02/11/2020	Ottawa Senators	W	33-16-06	3-0	96,13p,92	96	1-5	2-2	36-34	31 / 35	18015+
56	02/13/2020	Washington Capitals	L	33-17-06	2-3	95,96p	77	1-4	3-5	34-38	70 / 31	18146+
57	02/15/2020	Los Angeles Kings	L	33-18-06	1-3	49	73	0-2	2-2	33-23	32 / 39	43574
58	02/17/2020	Tampa Bay Lightning	O*	33-18-07	3-4	95p,29,13	86	1-4	1-1	27-27	35 / 39	18107+
59	02/19/2020	New York Islanders	W	34-18-07	3-1	72,95,92	95	0-4	3-3	29-28	39 / 40	18011+
60	02/21/2020	@ Anaheim Ducks	W	35-18-07	1-0	37	37	0-1	2-2	29-26	39 / 36	16742
61	02/22/2020	@ Los Angeles Kings	W**	36-18-07	2-1	27	72	0-5	2-2	31-21	39 / 32	18230+
62	02/26/2020	Buffalo Sabres	W	37-18-07	3-2	92p,61p,37	37	2-3	2-2	34-33	39 / 40	18020+
63	02/28/2020	@ Carolina Hurricanes	W	38-18-07	3-2	17,17,49	49	0-3	3-3	32-47	39 / 31	18680+
64	02/29/2020	@ Nashville Predators	W	39-18-07	3-2	92,61,6	6	0-4	3-3	31-32	39 / 74	17619+
65	03/02/2020	@ Detroit Red Wings	W	40-18-07	2-1	90,25	25	0-4	4-4	27-18	35 / 45	17708
66	03/04/2020	Anaheim Ducks	O*	40-18-08	3-4	90,92p,29p	67	2-3	2-2	35-30	30 / 39	18033+
67	03/06/2020	@ Vancouver Canucks	L	40-19-08	3-6	6,92,13	26	0-3	3-3	32-25	35 / 39	18871+
68	03/08/2020	@ San Jose Sharks	W	41-19-08	4-3	29p,92,90,72	72	1-4	2-4	24-25	39 / 31	14694
69	03/09/2020	@ Los Angeles Kings	L	41-20-08	1-3	41	44	0-1	2-2	22-35	32 / 39	15011
70	03/11/2020	New York Rangers	W*	42-20-08	3-2	17p,90p,37	37	2-5	4-4	28-32	39 / 40	18025+



PLAYER GAME-BY-GAME STATISTICS

2019-20 COLORADO AVALANCHE

Skaters: Goals-Assists (GW or GT, Shots / (+/-), TOI)

Goalies: GA/Shots, Decision, Minutes Played

Date	Opp.	JOHNSON #6	CONNAUTON #7	MAKAR #8	CALVERT #11	MEGNA #12	NICHUSHKIN #13	DRIES #15
Oct 3	Vs CGY	0-0,1/1 23:14		0-1,0/0 22:23	0-1,0/1 12:10		0-0,0/1 12:31	
Oct 5	Vs MIN	0-0,1/-1 22:26		0-1,0/0 18:01	0-1,3/2 12:33		0-1,3/1 13:26	
Oct 10	Vs BOS	0-0,5/-1 22:57	DNP	0-1,0/1 17:27	0-1,1/1 13:15		0-0,0/0 11:39	
Oct 12	Vs ARI	0-0,3/0 22:47	DNP	0-2,3/-1 21:30	0-0,2/0 15:11		0-0,1/0 07:20	
Oct 14	@ WSH	1-0,3/1 26:06	DNP	0-1,0/1 17:02	0-0,0/-1 11:46		0-0,1/1 09:19	
Oct 16	@ PIT	0-0,1/-2 22:38		0-0,2/1 23:53	1-0,4/1 12:02		DNP	
Oct 18	@ FLA	0-0,5/0 25:44		0-0,0/-2 14:09	0-1,1/-1 13:15		DNP	
Oct 19	@ TBL	0-0,1/1 22:36		0-1,2/0 14:46	0-1,0/0 10:44		DNP	
Oct 21	@ STL	0-0,0/-1 21:17		0-1,0/-1 18:22	0-0,1/0 12:59		DNP	
Oct 25	@ VGK	0-0,1/2 21:32		1-0,3/1 17:09	2-0,4/3 11:07		0-0,2/-1 12:04	
Oct 26	Vs ANA	0-0,2/-2 19:40		0-1,6/-1 19:09	0-0,1/-1 14:17		0-0,1/0 07:27	
Oct 30	Vs FLA	0-0,1/0 23:26		0-0,0/1 20:30	0-1,0/0 17:29	0-0,0/0 05:48	0-0,3/0 10:22	
Nov 1	Vs DAL	0-0,2/-1 18:40		0-1,2/0 21:48	0-0,1/0 16:14	0-0,1/0 03:29	0-0,2/0 08:37	
Nov 2	@ ARI	0-0,2/-2 19:37		0-0,5/0 19:14	0-0,4/0 15:24	0-0,1/-1 07:03	0-0,1/1 09:51	
Nov 5	@ DAL	0-0,0/0 21:15		0-1,2/0 22:53	0-0,2/-1 15:59	0-0,0/0 04:54	0-0,3/-1 12:44	
Nov 7	Vs NSH	0-2,4/3 24:47		1-2,4/1 19:50	1-1,3/1 16:20	MIN	0-0,1/0 14:02	
Nov 9	Vs CBJ	0-0,0/0 23:08		2-0(W),7/1 16:56	0-0,1/0 19:33	DNP	0-0,3/2 14:42	
Nov 12	@ WPG	0-0,0/1 23:24	DNP	1-0(W),1/2 19:56	0-2,4/1 17:57	0-0,1/0 08:07	0-0,0/1 15:31	
Nov 14	@ EDM	0-1,2/0 20:39	0-0,2/0 17:14	0-0,1/0 22:02	0-0,1/0 13:20	DNP	0-0,1/0 14:45	
Nov 16	@ VAN	0-1,3/-1 25:03	MIN	0-4,0/3 22:54	0-0,0/-1 14:07	0-0,1/1 04:34	0-0,1/0 15:56	
Nov 19	@ CGY	0-0,0/-2 18:51	MIN	0-1,0/2 19:01	INJ	0-0,0/-1 12:44	0-1,2/1 16:22	
Nov 21	@ MIN	0-0,2/-1 21:32	MIN	2-0,5/0 24:41	INJ	0-0,0/0 07:03	0-0,2/-1 14:20	
Nov 23	Vs TOR	0-1,0/1 19:22	MIN	0-0,2/-2 27:45	INJ	MIN	1-0,3/0 13:18	
Nov 27	Vs EDM	INJ	MIN	0-0,2/1 24:31	INJ	MIN	0-1,4/1 16:34	
Nov 29	@ CHI	INJ	MIN	1-0(W),2/2 19:43	INJ	MIN	1-0,4/1 17:36	0-0,0/-1 10:02
Nov 30	Vs CHI	INJ	MIN	0-0,0/0 18:34	INJ	MIN	0-0,2/0 17:48	MIN
Dec 4	@ TOR	INJ	MIN	0-1,4/-1 23:39	0-1,2/1 15:17	MIN	1-0(W),5/1 17:36	MIN
Dec 5	@ MTL	INJ	MIN	0-1,5/1 21:05	1-1(W),5/1 13:19	MIN	0-0,3/0 15:29	MIN
Dec 7	@ BOS	INJ	MIN	0-0,0/0 16:01	DNP	MIN	1-0,1/1 14:48	MIN
Dec 9	Vs CGY	INJ	MIN	INJ	0-1,1/0 14:57	MIN	1-0,2/1 11:48	MIN
Dec 11	Vs PHI	INJ	MIN	INJ	1-0,3/1 14:43	MIN	0-1,1/1 12:08	MIN
Dec 13	Vs NJD	INJ	MIN	INJ	0-0,3/1 13:08	MIN	1-0(W),2/1 14:35	MIN
Dec 16	@ STL	INJ	MIN	INJ	0-0,1/0 13:49	MIN	0-0,1/0 13:06	MIN
Dec 18	@ CHI	INJ	MIN	INJ	0-0,1/-1 16:50	MIN	0-0,0/0 12:31	MIN
Dec 19	Vs CAR	0-0,3/0 20:47	MIN	INJ	0-0,0/-1 13:28	MIN	0-0,3/-1 12:40	MIN
Dec 21	Vs CHI	0-0,1/1 21:33	MIN	INJ	2-0,5/2 13:57	MIN	0-1,3/2 16:52	MIN
Dec 23	@ VGK	0-0,4/2 23:06	MIN	INJ	0-0,2/2 13:32	MIN	1-1,3/2 13:22	MIN
Dec 27	Vs MIN	0-0,0/0 19:17	MIN	0-1,2/-2 23:23	2-0,3/1 12:07	MIN	0-1,0/0 11:14	MIN
Dec 28	@ DAL	0-1,2/0 22:58	MIN	0-0,3/1 25:27	0-0,3/-1 15:55	MIN	0-0,0/-1 12:15	MIN
Dec 31	Vs WPG	0-2,2/0 20:08	MIN	0-0,6/-4 21:22	0-0,2/0 12:10	MIN	0-0,1/0 10:52	MIN
Jan 2	Vs STL	0-0,1/1 16:38	MIN	1-1(W),1/0 20:14	0-1,0/1 16:07	MIN	0-1,2/2 16:15	MIN
Jan 4	@ NJD	0-0,2/2 19:49	MIN	0-1,2/1 20:42	0-0,1/1 14:41	MIN	INJ	MIN
Jan 6	@ NYI	0-0,2/0 20:03	MIN	0-0,1/0 22:30	0-0,1/0 14:20	MIN	0-0,1/0 14:02	MIN
Jan 7	@ NYR	0-0,1/2 20:45	MIN	0-0,4/-3 23:12	0-0,2/0 14:01	MIN	0-1,1/0 13:03	MIN
Jan 10	Vs PIT	0-0,3/-3 17:15	MIN	0-1,2/1 21:34	1-0,3/-1 16:09	MIN	0-0,0/1 14:17	MIN
Jan 14	Vs DAL	0-0,3/-1 17:10	MIN	0-0,0/0 22:07	0-0,2/0 11:47	MIN	0-0,2/0 14:10	MIN
Jan 16	Vs SJS	0-0,1/3 19:40	MIN	1-0,4/1 19:46	1-0,2/2 14:18	MIN	1-0(W),1/1 16:04	MIN
Jan 18	Vs STL	0-0,0/1 18:17	MIN	1-0,1/-1 18:53	0-0,1/0 14:13	MIN	0-0,0/2 18:21	MIN
Jan 20	Vs DET	0-0,1/0 16:59	MIN	0-2,2/3 21:22	0-0,2/-1 11:44	MIN	0-0,3/1 17:07	MIN
Feb 1	@ PHI	0-0,0/-1 21:19	MIN	0-0,1/-2 22:25	0-0,2/-2 13:26	MIN	0-1,1/1 10:59	MIN
Feb 4	@ BUF	0-0,0/0 21:25	MIN	0-1,1/3 19:07	0-0,1/0 13:32	MIN	1-2,3/4 14:47	MIN
Feb 6	@ OTT	0-0,1/2 19:01	MIN	1-1,5/0 21:18	0-0,2/1 14:14	MIN	1-0,3/1 15:43	MIN
Feb 8	@ CBJ	0-0,3/0 21:37	MIN	0-1,1/1 20:54	0-0,0/0 14:12	MIN	0-0,0/1 13:37	MIN
Feb 9	@ MIN	0-0,1/0 21:43	MIN	0-1,3/0 21:31	0-1,0/1 10:42	MIN	0-0,2/0 13:05	MIN
Feb 11	Vs OTT	0-0,4/1 20:17	MIN	0-0,2/1 18:26	0-0,2/0 14:43	MIN	1-0,1/0 11:40	MIN
Feb 13	Vs WSH	0-0,1/0 18:35	MIN	0-0,3/0 22:59	0-0,1/0 14:42	MIN	0-0,1/0 09:36	MIN
Feb 15	Vs LAK	0-0,5/0 19:57	MIN	0-0,2/-2 22:13	0-0,2/0 12:47	MIN	0-0,2/0 13:23	MIN
Feb 17	Vs TBL	0-1,0/0 17:40	MIN	0-1,2/-1 25:56	INJ	MIN	1-0,1/0 16:56	MIN
Feb 19	Vs NYI	0-0,2/0 19:00	MIN	0-2,3/2 18:50	INJ	MIN	0-1,3/1 18:33	MIN
Feb 21	@ ANA	0-0,2/0 21:36	MIN	0-0,2/0 23:05	INJ	MIN	0-0,1/0 14:52	0-0,1/0 07:04
Feb 22	@ LAK	0-0,2/0 18:23	MIN	0-0,2/1 26:21	INJ	MIN	0-0,1/1 20:41	0-0,1/0 06:40
Feb 26	Vs BUF	0-0,0/-1 18:36	MIN	0-0,2/0 22:35	INJ	MIN	0-0,2/0 16:59	MIN
Feb 28	@ CAR	0-1,3/1 20:19	MIN	0-1,1/1 20:53	INJ	MIN	0-0,3/-1 14:22	MIN
Feb 29	@ NSH	1-1(W),3/1 17:30	MIN	0-1,3/0 24:28	INJ	MIN	0-0,1/2 16:37	MIN
Mar 2	@ DET	0-0,0/1 22:56	MIN	INJ	INJ	MIN	0-1,2/1 14:20	MIN
Mar 4	Vs ANA	0-0,0/1 23:15	MIN	INJ	INJ	MIN	0-0,1/-1 13:24	MIN
Mar 6	@ VAN	1-1,3/0 22:55	0-0,2/0 18:50	INJ	INJ	MIN	1-0,2/-1 17:25	0-0,0/-1 03:56
Mar 8	@ SJS	0-1,1/1 23:53	0-0,0/-1 12:41	INJ	INJ	MIN	0-0,5/-1 12:43	0-0,0/0 06:37
Mar 9	@ LAK	0-0,2/0 25:08	0-0,0/-1 13:15	INJ	INJ	MIN	0-0,3/0 17:04	DNP
Mar 11	Vs NYR	0-0,1/-1 21:34	DNP	0-3,2/1 21:09	INJ	MIN	0-0,0/-1 19:09	MIN



PLAYER GAME-BY-GAME STATISTICS

2019-20 COLORADO AVALANCHE

Skaters: Goals-Assists (GW or GT, Shots / (+/-), TOI

Goalies: GA/Shots, Decision, Minutes Played

Date	Opp.	ZADOROV #16	JOST #17	TIMMINS #20	WILSON #22	GREER #24	O'CONNOR #25	GRAVES #27
Oct 3	Vs CGY	0-1,0/3 19:30	0-0,4/0 11:30	0-0,1/0 09:59	DNP			0-1,2/1 13:50
Oct 5	Vs MIN	0-0,2/1 21:30	0-0,2/-1 13:02	0-0,0/2 10:50	DNP			1-0,1/3 14:56
Oct 10	Vs BOS	0-0,2/-1 18:06	0-0,1/0 14:05	MIN	0-0,3/1 15:24			0-0,3/1 17:24
Oct 12	Vs ARI	0-0,2/-1 20:14	1-0,1/1 12:29	MIN	0-0,0/0 13:25			0-0,1/0 13:35
Oct 14	@ WSH	1-0,1/1 13:55	0-1,1/1 13:15	MIN	0-0,2/1 12:33			0-0,1/-1 18:18
Oct 16	@ PIT	DNP	0-0,2/-1 13:39	MIN	0-0,0/0 12:01			0-0,1/-1 18:00
Oct 18	@ FLA	0-1,1/1 21:31	0-0,1/-1 09:00	MIN	0-0,1/0 10:25			0-0,0/1 14:57
Oct 19	@ TBL	0-0,0/1 17:56	3-0,3/2 10:58	MIN	0-3,1/3 09:48			0-0,0/2 20:01
Oct 21	@ STL	0-0,1/-1 18:04	0-0,4/0 13:52	MIN	0-0,1/0 14:43			0-0,2/0 13:22
Oct 25	@ VGK	0-0,3/2 21:25	0-0,2/0 13:17	MIN	0-1,0/1 12:04			0-0,0/0 18:35
Oct 26	Vs ANA	0-0,1/-1 14:20	0-0,0/0 12:18	MIN	0-0,4/0 13:23			0-0,1/-1 13:53
Oct 30	Vs FLA	0-0,1/0 15:24	0-0,2/0 15:55	MIN	INJ			DNP
Nov 1	Vs DAL	0-0,1/0 20:17	0-0,3/0 15:15	MIN	INJ			0-0,0/0 11:24
Nov 2	@ ARI	0-0,2/-1 20:45	0-0,2/0 16:01	MIN	INJ			0-0,0/0 13:03
Nov 5	@ DAL	0-0,3/-2 18:28	0-0,4/0 14:52	MIN	INJ			0-0,2/0 15:20
Nov 7	Vs NSH	0-0,0/0 07:13	0-1,3/1 15:59	MIN	INJ			1-2,4/2 20:11
Nov 9	Vs CBJ	INJ	0-2,0/1 14:46	MIN	INJ			0-1,1/0 17:08
Nov 12	@ WPG	INJ	0-0,2/0 13:51	MIN	INJ		DNP	0-0,3/1 19:36
Nov 14	@ EDM	INJ	0-0,2/0 11:36	MIN	INJ			0-0,4/0 17:12
Nov 16	@ VAN	0-1,0/1 16:07	INJ	MIN	INJ			0-0,1/1 12:39
Nov 19	@ CGY	0-0,1/0 21:34	INJ	MIN	INJ	DNP	0-0,0/0 07:45	0-0,2/2 16:46
Nov 21	@ MIN	0-0,1/0 17:11	INJ	MIN	INJ	DNP	0-0,0/0 06:59	0-0,1/0 17:41
Nov 23	Vs TOR	0-0,1/0 15:02	0-0,3/0 10:44	MIN	INJ	DNP	0-0,2/1 10:40	0-0,0/-2 11:48
Nov 27	Vs EDM	0-0,1/1 18:21	0-0,1/1 16:57	MIN	INJ		1-0,1/1 08:31	0-1,3/2 15:05
Nov 29	@ CHI	0-0,1/0 23:11	0-0,1/0 14:31	MIN	INJ		0-0,2/1 16:22	1-0,2/3 16:43
Nov 30	Vs CHI	0-0,2/2 21:06	1-0,3/1 16:15	MIN	INJ		0-0,1/0 12:05	0-1,1/2 17:14
Dec 4	@ TOR	0-0,1/1 21:45	0-0,0/0 09:45	MIN	INJ		0-0,2/0 07:30	0-0,2/1 20:01
Dec 5	@ MTL	0-0,1/1 22:09	0-0,1/0 11:18	MIN	INJ		MIN	1-0,3/1 18:18
Dec 7	@ BOS	0-0,1/2 27:10	0-0,0/1 09:42	MIN	INJ		MIN	0-0,3/1 21:56
Dec 9	Vs CGY	0-0,0/-3 25:10	0-0,1/0 12:01	MIN	INJ		MIN	1-1,3/3 21:33
Dec 11	Vs PHI	0-0,2/-1 22:46	0-0,0/0 11:57	MIN	INJ		MIN	0-0,2/1 21:46
Dec 13	Vs NJD	0-0,0/-1 19:41	0-0,5/0 11:18	MIN	INJ		MIN	0-0,3/0 19:09
Dec 16	@ STL	0-0,0/-2 22:54	0-0,2/0 10:27	MIN	INJ		MIN	0-1,2/-1 22:55
Dec 18	@ CHI	0-1,2/3 20:30	0-0,1/1 11:37	MIN	INJ		MIN	0-0,2/0 22:32
Dec 19	Vs CAR	0-0,1/0 10:26	0-0,1/0 11:03	MIN	INJ		MIN	0-0,1/0 20:54
Dec 21	Vs CHI	0-0,0/-2 22:08	0-2,1/1 10:12	MIN	INJ		MIN	1-1,3/2 22:01
Dec 23	@ VGK	0-0,0/-2 17:55	0-0,0/1 10:20	MIN	INJ		MIN	0-0,5/2 19:56
Dec 27	Vs MIN	0-0,0/1 18:17	0-0,3/0 11:00	MIN	INJ		MIN	0-0,4/1 18:39
Dec 28	@ DAL	0-0,1/-1 13:56	0-1,2/1 08:53	MIN	INJ		MIN	0-0,7/2 24:03
Dec 31	Vs WPG	0-0,2/-1 16:10	0-1,1/0 09:49	MIN	INJ		MIN	0-0,1/0 18:37
Jan 2	Vs STL	0-0,1/0 17:37	0-0,4/-1 10:32	MIN	INJ		MIN	0-0,1/0 21:39
Jan 4	@ NJD	0-0,0/1 15:23	0-0,0/1 09:27	MIN	INJ		MIN	0-0,0/2 18:03
Jan 6	@ NYI	0-0,0/0 12:50	0-0,0/-1 10:44	MIN	INJ		MIN	0-0,2/-1 21:36
Jan 7	@ NYR	0-0,0/-1 13:22	0-0,3/-1 14:09	MIN	INJ		MIN	0-0,1/0 21:16
Jan 10	Vs PIT	0-0,0/-1 18:37	0-0,1/1 10:59	MIN	INJ		MIN	0-0,3/-1 20:26
Jan 14	Vs DAL	1-0,4/1 20:44	0-0,0/0 09:26	MIN	INJ		MIN	0-1,1/1 21:28
Jan 16	Vs SJS	0-0,1/1 18:19	0-0,1/1 11:32	MIN	INJ		MIN	1-0,4/1 16:40
Jan 18	Vs STL	0-1,0/3 19:42	0-1,0/1 07:17	MIN	INJ		MIN	0-0,3/1 21:00
Jan 20	Vs DET	0-2,2/0 16:23	0-1,5/0 12:39	MIN	INJ		MIN	1-1,5/2 18:35
Feb 1	@ PHI	1-1,3/2 14:02	0-0,3/0 09:54	MIN	INJ		MIN	0-0,1/-2 19:46
Feb 4	@ BUF	1-1,2/1 19:13	0-0,1/1 13:23	MIN	INJ		MIN	0-1,1/4 20:43
Feb 6	@ OTT	0-0,1/0 16:38	0-1,0/1 09:45	MIN	INJ		MIN	0-1,5/1 22:47
Feb 8	@ CBJ	0-0,1/1 16:40	0-0,1/0 06:26	MIN	INJ		MIN	0-0,1/1 19:16
Feb 9	@ MIN	0-0,1/1 15:40	0-0,1/0 09:29	MIN	INJ		MIN	0-1,1/1 20:39
Feb 11	Vs OTT	0-0,2/0 18:20	0-0,0/0 13:25	MIN	INJ		MIN	0-1,1/2 16:27
Feb 13	Vs WSH	0-0,1/0 17:13	0-0,0/0 07:24	MIN	INJ		MIN	0-0,3/0 19:16
Feb 15	Vs LAK	0-0,1/-1 17:35	0-0,2/0 10:25	MIN	INJ		MIN	0-0,1/0 19:23
Feb 17	Vs TBL	0-0,1/-1 12:03	0-0,0/0 12:43	MIN	INJ		MIN	0-0,1/0 19:22
Feb 19	Vs NYI	0-0,2/0 19:27	0-0,1/0 09:29	MIN	INJ		MIN	0-1,2/1 17:58
Feb 21	@ ANA	0-0,0/1 16:13	0-0,2/0 13:28	MIN	INJ		MIN	0-0,1/0 17:50
Feb 22	@ LAK	0-0,0/0 15:27	0-0,1/0 20:47	MIN	INJ		0-0,1/0 07:06	1-0,3/1 18:13
Feb 26	Vs BUF	0-0,2/0 18:41	0-1,5/1 17:42	MIN	INJ		0-0,0/0 08:33	0-0,3/0 18:58
Feb 28	@ CAR	0-0,0/-1 13:57	2-0,4/2 14:53	MIN	INJ		DNP	0-0,2/1 21:57
Feb 29	@ NSH	0-0,1/0 14:48	0-1,4/0 18:54	MIN	INJ		0-0,0/0 07:44	0-0,1/0 22:04
Mar 2	@ DET	0-0,0/1 16:25	0-0,2/0 17:32	MIN	INJ		1-0(W),1/0 06:12	0-1,3/0 20:08
Mar 4	Vs ANA	0-0,1/-3 07:58	0-2,1/-2 17:55	MIN	INJ		0-0,0/-1 07:46	0-0,0/0 26:43
Mar 6	@ VAN	DNP	0-0,3/-3 18:22	MIN	INJ		0-0,3/-1 06:19	0-0,2/-1 24:19
Mar 8	@ SJS	DNP	0-0,2/1 18:27	MIN	INJ		0-0,1/0 07:23	0-0,1/1 22:50
Mar 9	@ LAK	0-0,0/1 17:43	0-0,1/-1 19:18	MIN	INJ		0-0,1/0 07:10	0-0,3/-2 23:10
Mar 11	Vs NYR	0-0,0/-1 14:20	1-0,2/0 15:29	MIN	INJ		0-0,0/-1 06:48	0-0,1/-2 23:30



PLAYER GAME-BY-GAME STATISTICS

2019-20 COLORADO AVALANCHE

Skaters: Goals-Assists (GW or GT, Shots / (+/-), TOI)

Goalies: GA/Shots, Decision, Minutes Played

Date	Opp.	COLE #28	MacKINNON #29	TYNAN #36	COMPHER #37	BELLEMARE #41	BARBERIO #44	ROSEN #48
Oct 3	Vs CGY		0-1,7/0 20:11		1-0,1/2 15:51	0-0,0/0 12:21	DNP	
Oct 5	Vs MIN		0-2,3/1 22:01		0-0,1/1 13:32	1-0,1/1 13:18	DNP	
Oct 10	Vs BOS		1-1,3/0 18:42		INJ	1-0,2/1 12:24	0-0,3/1 18:30	
Oct 12	Vs ARI		0-1,3/-2 21:38		INJ	0-0,0/0 11:28	0-0,1/0 15:10	
Oct 14	@ WSH	0-0,0/2 15:57	1-1,2/2 23:28		INJ	0-0,0/-1 10:40	DNP	
Oct 16	@ PIT	0-1,1/1 16:32	1-0,6/0 23:28		0-0,1/-1 14:10	0-0,0/1 11:30	0-0,2/1 15:53	
Oct 18	@ FLA	0-2,2/4 19:18	1-0(W),5/0 21:36		0-1,3/1 13:34	0-1,1/-1 12:25	DNP	
Oct 19	@ TBL	0-1,0/3 19:39	0-1,3/1 20:36		0-2,1/2 13:06	0-0,0/0 12:44	DNP	
Oct 21	@ STL	0-0,0/0 16:55	1-0,2/-1 22:29		0-0,0/0 16:14	0-0,0/-1 10:50	DNP	
Oct 25	@ VGK	0-1,3/1 19:56	0-2,4/1 19:28		0-1,0/1 17:47	1-2,4/3 12:44	DNP	
Oct 26	Vs ANA	0-0,0/0 19:31	1-0,4/-2 21:37		0-1,3/-1 20:38	0-0,1/-1 12:50	DNP	
Oct 30	Vs FLA	0-1,2/-1 18:32	1-1,6/0 19:16		0-0,1/0 18:33	0-1,1/0 16:04	0-0,0/0 14:37	
Nov 1	Vs DAL	0-0,0/0 14:40	1-0,12/-2 23:47		0-0,4/0 18:38	0-0,4/0 16:45	DNP	
Nov 2	@ ARI	0-0,1/-1 16:21	0-0,4/0 22:14		0-0,2/-1 19:37	0-0,2/-1 14:27	DNP	
Nov 5	@ DAL	0-0,0/-1 13:26	0-0,8/-1 20:49		1-0,3/0 19:17	0-0,0/0 13:04	DNP	
Nov 7	Vs NSH	DNP	1-3,10/2 14:28	0-0,0/1 10:41	0-1,1/1 15:04	0-0,1/1 14:22	0-0,1/0 16:31	
Nov 9	Vs CBJ	0-0,1/1 20:53	0-0,4/-1 22:03	0-0,1/0 08:04	0-0,4/2 18:02	0-0,1/1 08:16	0-0,3/1 13:47	
Nov 12	@ WPG	0-1,2/1 16:11	2-2,6/3 20:40	0-0,0/0 08:11	0-0,0/0 16:06	INJ	0-0,0/0 17:26	
Nov 14	@ EDM	0-0,0/0 15:28	0-0,3/-1 20:36	0-0,2/-1 10:30	0-0,1/2 16:43	0-0,0/-1 13:01	DNP	
Nov 16	@ VAN	0-0,0/-2 17:04	2-1(W),4/1 24:41	0-0,1/0 05:01	0-2,2/2 19:58	1-0,1/0 14:13	DNP	
Nov 19	@ CGY	0-0,0/1 20:20	0-2,5/1 21:37	0-0,0/0 09:14	0-1,0/1 15:08	0-0,1/0 17:11	DNP	
Nov 21	@ MIN	0-0,0/0 16:07	0-1,2/0 21:40	0-0,0/0 09:45	0-0,3/0 21:57	0-0,1/-1 14:36	DNP	
Nov 23	Vs TOR	0-1,4/-1 13:11	1-0,4/0 25:14	0-0,0/-1 07:28	0-0,1/-3 18:35	0-0,1/1 11:28	DNP	
Nov 27	Vs EDM	0-1,2/1 15:18	1-1,10/1 23:38	0-0,0/0 07:54	0-0,5/1 17:05	0-0,1/1 12:37	DNP	0-1,2/0 15:43
Nov 29	@ CHI	0-0,1/-2 18:55	1-3,2/3 18:18	0-0,1/-1 11:01	1-2,1/1 17:02	0-0,0/1 15:17	DNP	0-0,2/-1 16:03
Nov 30	Vs CHI	0-1,0/3 21:33	1-2,5/1 12:32	0-1,1/1 12:03	0-0,2/2 19:09	0-0,1/0 15:29	DNP	0-0,1/1 14:24
Dec 4	@ TOR	0-0,0/1 16:29	1-1,2/1 20:52	0-0,0/0 07:44	0-0,0/-1 17:06	0-0,3/0 15:01	DNP	0-0,1/0 11:50
Dec 5	@ MTL	0-0,4/0 18:58	0-0,2/2 21:56	0-0,1/0 06:29	0-1,0/1 15:28	0-0,1/-1 13:32	0-0,3/1 12:43	DNP
Dec 7	@ BOS	1-0(W),1/1 17:17	0-1,5/0 18:12	0-0,0/0 08:17	0-0,2/0 14:57	0-1,0/2 17:16	0-1,0/1 15:53	DNP
Dec 9	Vs CGY	0-1,2/3 20:08	1-1,8/-2 23:41	MIN	0-1,0/1 17:38	0-0,0/1 14:47	0-0,1/0 14:35	0-0,1/-1 13:08
Dec 11	Vs PHI	0-0,2/0 21:51	0-1,4/0 20:04	MIN	0-1,0/1 11:34	0-1,0/1 14:13	0-0,2/2 15:52	0-1,0/2 12:23
Dec 13	Vs NJD	0-0,1/1 17:26	1-1,5/0 19:34	MIN	0-0,1/0 13:41	0-0,1/1 12:25	0-1,2/1 16:44	0-0,3/1 16:48
Dec 16	@ STL	0-0,1/1 21:06	0-1,4/-2 19:09	MIN	0-0,2/-1 12:33	0-0,1/0 13:56	0-0,2/0 18:14	0-0,0/0 10:15
Dec 18	@ CHI	1-1,5/3 21:31	1-0(W),5/3 18:17	MIN	0-0,3/-1 13:41	0-0,3/0 15:39	0-0,1/-1 16:07	DNP
Dec 19	Vs CAR	0-0,1/-2 16:59	0-1,2/-1 23:31	MIN	0-0,1/-1 12:07	0-0,1/-1 11:12	DNP	DNP
Dec 21	Vs CHI	0-1,1/0 14:59	0-0,2/-3 20:39	MIN	0-0,0/-1 06:27	0-0,0/0 13:59	DNP	MIN
Dec 23	@ VGK	0-1,1/2 15:16	0-2,2/-2 23:34	MIN	0-2,1/1 12:12	2-0,4/2 12:05	DNP	MIN
Dec 27	Vs MIN	0-1,2/1 15:03	1-0,5/-1 21:31	MIN	0-0,2/-1 12:35	0-2,1/0 11:36	DNP	MIN
Dec 28	@ DAL	1-0,1/1 18:58	0-0,3/1 23:18	MIN	1-0,1/2 13:02	0-0,1/-1 15:00	DNP	MIN
Dec 31	Vs WPG	0-0,1/-1 15:10	2-0,9/-4 22:19	MIN	0-0,0/0 12:11	0-0,1/0 11:57	INJ	MIN
Jan 2	Vs STL	0-0,0/1 17:12	1-3,6/2 18:22	MIN	1-0,4/0 17:13	0-0,3/-1 12:26	DNP	MIN
Jan 4	@ NJD	1-1,2/2 20:33	0-2,3/2 20:29	MIN	0-0,4/-1 16:23	1-1,2/2 13:24	DNP	MIN
Jan 6	@ NYI	0-0,1/-1 14:30	0-0,7/-1 21:33	MIN	0-0,3/0 13:37	0-0,0/0 10:13	DNP	MIN
Jan 7	@ NYR	0-0,1/-1 14:07	1-0,3/0 23:50	MIN	2-0,4/-1 19:41	0-0,1/-1 13:47	DNP	MIN
Jan 10	Vs PIT	0-0,0/-1 15:51	1-0,6/0 23:19	MIN	0-0,0/0 13:37	0-0,2/-2 14:42	DNP	MIN
Jan 14	Vs DAL	0-0,3/1 17:52	0-2,5/1 22:13	MIN	0-0,2/0 13:38	0-0,1/0 13:40	DNP	MIN
Jan 16	Vs SJS	0-0,1/1 17:06	0-0,3/1 19:09	MIN	0-0,1/0 14:51	0-1,5/1 11:36	DNP	MIN
Jan 18	Vs STL	0-2,0/1 19:11	1-1,3/1 18:21	MIN	0-0,0/0 16:19	0-1,0/1 16:13	DNP	MIN
Jan 20	Vs DET	0-1,1/0 17:36	2-0,8/2 19:40	MIN	0-0,1/-1 16:14	0-0,1/-1 13:15	DNP	MIN
Feb 1	@ PHI	0-0,0/1 16:51	0-0,3/-3 21:31	MIN	0-0,2/-1 16:22	0-0,1/-1 14:52	DNP	MIN
Feb 4	@ BUF	0-0,2/1 19:49	0-1,4/0 19:36	MIN	0-0,1/0 13:23	0-0,0/0 11:56	DNP	MIN
Feb 6	@ OTT	0-0,3/0 18:57	0-1,3/-1 19:05	MIN	1-0,2/1 14:30	0-1,2/1 10:56	MIN	DNP
Feb 8	@ CBJ	0-0,2/1 19:57	1-0(W),4/1 21:12	MIN	0-0,0/0 18:20	0-0,0/0 08:51	MIN	DNP
Feb 9	@ MIN	0-1,3/2 18:10	1-0,4/0 23:12	MIN	0-1,2/1 17:11	1-0,2/1 11:24	MIN	DNP
Feb 11	Vs OTT	0-0,2/0 17:20	0-2,4/2 20:17	MIN	0-0,3/0 15:00	0-0,1/0 14:06	MIN	MIN
Feb 13	Vs WSH	0-0,5/0 18:06	0-2,9/0 22:44	MIN	0-0,0/0 18:34	0-0,1/0 14:04	DNP	MIN
Feb 15	Vs LAK	0-0,3/0 18:22	0-0,5/-1 20:19	DNP	0-0,1/-2 16:56	0-0,1/0 12:58	DNP	MIN
Feb 17	Vs TBL	0-0,1/-1 19:33	1-1,5/0 27:13	0-0,0/0 07:20	0-0,2/0 17:13	0-0,2/-2 11:29	DNP	MIN
Feb 19	Vs NYI	0-0,2/0 18:33	0-2,2/2 22:04	0-0,0/0 05:53	0-0,2/1 19:28	0-0,1/-1 13:52	DNP	MIN
Feb 21	@ ANA	0-0,1/0 20:50	0-0,6/0 20:56	MIN	1-0(W),2/1 18:41	0-0,1/0 15:00	DNP	MIN
Feb 22	@ LAK	0-1,2/0 17:16	0-0,7/1 29:04	MIN	0-0,1/0 21:50	0-0,2/0 12:38	DNP	MIN
Feb 26	Vs BUF	0-0,2/0 18:41	0-1,2/0 22:22	MIN	1-1(W),3/1 21:18	0-0,3/-1 15:34	DNP	MIN
Feb 28	@ CAR	0-0,1/-2 19:01	0-0,6/1 22:55	MIN	0-0,1/1 19:10	0-0,2/0 14:43	DNP	
Feb 29	@ NSH	0-0,0/0 16:44	0-0,5/1 21:18	MIN	0-0,2/0 21:31	0-0,1/0 13:02	0-0,0/0 08:22	
Mar 2	@ DET	0-0,3/-1 17:53	0-1,5/1 22:55	MIN	0-0,0/0 21:43	0-0,0/-1 10:49	0-0,3/1 14:00	
Mar 4	Vs ANA	0-0,2/0 23:16	1-1,8/0 23:37	MIN	0-0,3/-1 23:26	0-0,2/0 11:09	0-0,1/-2 11:22	
Mar 6	@ VAN	0-0,1/-3 08:46	0-2,4/1 21:58	MIN	0-0,1/-3 19:29	0-0,2/-1 15:37	0-0,2/-1 16:20	
Mar 8	@ SJS	0-0,3/0 19:00	1-2,2/2 21:50	MIN	0-2,2/1 19:59	0-0,2/-1 14:38	0-0,0/0 12:00	
Mar 9	@ LAK	0-1,2/-1 16:20	0-0,1/-1 09:53	MIN	0-0,2/0 19:58	1-0,1/1 18:11	0-0,1/-1 05:12	
Mar 11	Vs NYR	0-0,1/0 16:03	INJ	MIN	1-0(W),2/-1 25:38	0-1,2/0 18:12	0-0,1/-1 06:47	



PLAYER GAME-BY-GAME STATISTICS

2019-20 COLORADO AVALANCHE

Skaters: Goals-Assists (GW or GT, Shots / (+/-), TOI

Goalies: GA/Shots, Decision, Minutes Played

Date	Opp.	GIRARD #49	LINDHOLM #54	KAUT #61	DONSKOI #72	KAMENEV #81	NIETO #83	NAMESTNIKOV #90
Oct 3	Vs CGY	0-1,2/-1 21:21			2-0,3/1 14:38	DNP	0-1,1/1 13:41	
Oct 5	Vs MIN	0-0,3/-1 22:15			0-0,2/-1 14:58	DNP	0-0,2/0 12:33	
Oct 10	Vs BOS	0-0,1/1 23:13			0-0,2/0 13:20	DNP	0-0,0/0 13:06	
Oct 12	Vs ARI	0-1,0/1 23:52			0-0,0/0 16:13	DNP	0-0,1/1 12:15	
Oct 14	@ WSH	0-0,3/0 22:28			0-1,1/1 13:34	DNP	1-0,1/1 11:33	
Oct 16	@ PIT	0-0,1/-1 23:49			0-0,0/-1 14:14	DNP	0-1,1/1 13:54	
Oct 18	@ FLA	0-1,1/-2 21:45			1-2,3/2 19:01	DNP	1-0,3/-1 12:07	
Oct 19	@ TBL	0-1,2/1 22:50			0-0,3/1 14:49	DNP	0-0,1/0 13:32	
Oct 21	@ STL	0-0,0/-1 22:12			0-0,0/-1 16:04	DNP	0-0,1/-1 10:32	
Oct 25	@ VGK	0-1,1/2 18:48			0-0,1/0 14:29	DNP	0-1,3/2 12:40	
Oct 26	Vs ANA	0-0,2/-2 21:58			1-0,2/-2 15:47	DNP	0-0,4/-1 12:11	
Oct 30	Vs FLA	0-1,0/1 24:25			1-0,2/0 18:44	0-0,3/0 09:54	1-0,3/0 16:03	
Nov 1	Vs DAL	0-0,0/-2 24:13			0-0,1/-2 19:24	0-0,0/0 09:06	0-0,1/0 16:23	
Nov 2	@ ARI	0-0,2/-1 23:21			0-0,1/0 20:36	0-0,0/0 10:29	0-0,1/-1 16:12	
Nov 5	@ DAL	0-0,1/-1 15:34			0-0,2/-2 18:59	0-1,1/1 11:25	0-0,1/-1 14:25	
Nov 7	Vs NSH	0-0,3/2 24:36			3-0,6/2 19:07	0-1,0/1 11:18	1-1,1/2 13:33	
Nov 9	Vs CBJ	1-0,3/1 21:39			0-0,1/-1 21:35	0-1,0/0 08:05	0-1,3/1 15:44	
Nov 12	@ WPG	0-0,0/1 20:19			1-2,2/2 20:15	0-0,1/0 08:24	0-0,0/1 17:10	
Nov 14	@ EDM	0-0,2/0 19:45			0-0,1/-1 20:17	0-0,0/0 09:26	0-0,0/-1 12:56	
Nov 16	@ VAN	0-0,1/1 19:06			0-0,3/-1 20:48	0-0,1/0 05:54	0-0,0/0 15:26	
Nov 19	@ CGY	0-0,2/-1 20:17			0-1,3/1 20:39	1-0(W),2/1 09:23	0-0,1/-1 15:16	
Nov 21	@ MIN	0-1,1/-1 16:10			0-0,2/-1 22:58	0-0,1/0 06:19	0-0,2/-1 12:31	
Nov 23	Vs TOR	0-0,1/1 24:30			0-1,4/0 23:41	0-0,2/-1 09:00	0-0,2/-2 15:35	
Nov 27	Vs EDM	0-0,3/1 21:37			0-2,1/1 21:22	0-0,3/0 09:49	1-0(W),3/1 14:32	
Nov 29	@ CHI	0-0,0/2 22:39			0-0,1/1 16:45	0-0,1/-1 11:12	0-1,0/2 15:42	
Nov 30	Vs CHI	0-2,1/2 19:01			2-2(W),3/3 15:40	0-0,0/0 13:25	0-1,0/1 16:46	
Dec 4	@ TOR	0-0,2/0 22:00			1-0,4/1 19:19	INJ	0-0,0/0 15:50	
Dec 5	@ MTL	0-0,0/0 21:23			0-0,0/0 17:17	INJ	0-0,0/0 13:35	
Dec 7	@ BOS	0-0,0/1 21:26			0-2,0/2 13:30	0-0,0/0 09:03	0-1,0/2 15:31	
Dec 9	Vs CGY	0-0,1/-1 23:41			1-1,3/1 14:36	0-0,2/0 08:32	0-1,1/1 11:19	
Dec 11	Vs PHI	0-0,1/0 22:46			0-0,0/-1 16:25	DNP	0-0,5/0 11:53	
Dec 13	Vs NJD	0-1,0/0 20:56			0-0,2/-1 13:47	DNP	0-1,2/1 13:53	
Dec 16	@ STL	0-1,1/-1 21:18	DNP		0-0,1/-1 12:42	DNP	0-0,0/0 12:03	
Dec 18	@ CHI	0-0,3/0 23:50	0-1,0/1 12:01		0-0,1/0 12:50	DNP	0-0,2/-1 15:14	
Dec 19	Vs CAR	0-1,0/-3 27:16	0-0,0/0 11:18		0-0,3/-2 15:01	DNP	0-0,0/-1 12:19	
Dec 21	Vs CHI	0-0,2/-3 21:08	0-0,1/-1 11:46		0-1,0/0 18:54	DNP	0-0,3/1 09:06	
Dec 23	@ VGK	0-1,0/-1 24:18	0-0,0/1 12:02		0-0,1/1 14:57	DNP	1-0,3/2 11:30	
Dec 27	Vs MIN	0-0,2/-2 20:37	MIN		0-0,8/-1 14:45	DNP	0-0,0/0 12:09	
Dec 28	@ DAL	0-0,4/-1 16:16	MIN		0-0,1/0 12:48	DNP	0-2,4/2 11:04	
Dec 31	Vs WPG	0-2,2/0 21:55	MIN		0-0,1/-3 21:16	DNP	0-0,1/0 08:42	
Jan 2	Vs STL	0-4,3/2 20:11	MIN		1-0,4/2 16:12	DNP	0-0,0/-1 12:17	
Jan 4	@ NJD	0-2,1/1 20:23	MIN		0-0,2/0 18:54	0-1,1/1 09:37	0-0,1/0 15:11	
Jan 6	@ NYI	0-0,1/0 23:07	MIN		0-0,3/0 16:47	DNP	0-0,1/-1 09:49	
Jan 7	@ NYR	0-1,1/2 19:48	MIN		0-0,0/0 04:07	DNP	0-0,1/-1 12:52	
Jan 10	Vs PIT	0-2,1/0 25:17	MIN		INJ	0-0,0/0 07:53	0-0,1/0 13:44	
Jan 14	Vs DAL	0-0,3/-1 20:43	MIN		INJ	0-0,1/-1 09:28	0-0,1/0 13:55	
Jan 16	Vs SJS	0-0,0/1 22:42	MIN		INJ	0-1,0/1 11:12	0-0,1/1 11:26	
Jan 18	Vs STL	0-1,1/1 17:33	MIN		INJ	0-0,3/0 08:01	0-0,1/0 11:07	
Jan 20	Vs DET	0-0,3/-1 19:13	MIN		INJ	0-0,0/0 10:46	1-0(W),1/1 11:10	
Feb 1	@ PHI	0-0,0/-2 20:01	MIN		0-0,2/-1 13:07	DNP	0-0,3/0 12:01	
Feb 4	@ BUF	1-0,1/1 20:03	MIN		0-1,2/1 12:17	DNP	0-0,0/1 12:52	
Feb 6	@ OTT	0-0,1/1 19:44	MIN		0-0,0/1 12:27	DNP	1-0(W),3/1 10:56	
Feb 8	@ CBJ	0-0,1/0 18:32	MIN		0-0,1/0 13:49	DNP	0-0,0/0 12:37	
Feb 9	@ MIN	0-0,0/0 17:43	MIN		0-0,0/1 16:35	DNP	0-0,2/0 12:35	
Feb 11	Vs OTT	0-1,1/0 19:51	MIN		0-0,2/0 18:47	0-0,2/0 08:31	0-0,0/0 12:57	
Feb 13	Vs WSH	0-0,3/0 18:14	MIN		0-0,1/0 14:17	0-1,0/1 06:54	0-0,0/0 11:53	
Feb 15	Vs LAK	1-0,3/0 21:20	MIN		0-0,0/-1 15:52	0-0,1/0 09:11	0-0,0/0 11:04	
Feb 17	Vs TBL	0-0,2/-1 20:53	MIN		0-0,2/0 17:29	0-0,0/0 11:02	0-0,2/-3 13:16	
Feb 19	Vs NYI	0-0,1/1 21:07	MIN	0-0,0/0 07:47	1-0,3/1 17:02	0-0,0/0 08:31	0-0,1/-1 15:35	
Feb 21	@ ANA	0-0,1/1 18:15	MIN	0-1,1/1 10:33	0-0,2/0 16:04	0-0,1/0 07:55	0-0,0/1 15:31	
Feb 22	@ LAK	0-0,1/0 20:57	MIN	0-0,1/0 10:38	0-0,1/0 16:04	0-0,0/0 10:30	0-0,2/0 12:46	
Feb 26	Vs BUF	0-1,1/-1 18:28	MIN	1-0,2/-2 11:13	0-1,2/1 14:15	0-1,1/-1 05:52	0-0,0/-1 11:33	0-0,2/-1 12:17
Feb 28	@ CAR	1-1(W),3/2 18:11	MIN	0-0,2/0 11:52	0-0,1/1 12:38	0-0,0/-1 07:51	0-0,0/0 13:13	0-1,0/1 13:23
Feb 29	@ NSH	0-1,1/1 17:22	MIN	1-0,3/0 09:07	0-0,0/1 14:03	DNP	0-0,0/-1 14:31	0-0,1/0 13:11
Mar 2	@ DET	0-0,0/0 21:10	MIN	0-0,1/1 09:51	0-0,2/0 15:46	0-0,1/-1 05:54	0-0,2/0 16:40	1-0,1/1 15:52
Mar 4	Vs ANA	0-1,4/-1 28:41	MIN	0-0,1/-1 09:21	0-0,1/0 15:15	0-0,0/0 07:11	0-0,2/0 17:09	1-0,2/-1 14:48
Mar 6	@ VAN	0-0,1/0 23:39	MIN	MIN	0-0,0/-3 14:21	0-0,2/-1 06:26	0-1,1/0 14:43	0-0,0/2 16:16
Mar 8	@ SJS	0-0,0/3 22:22	MIN	MIN	1-0(W),1/1 15:01	0-0,0/0 08:14	0-0,1/-1 16:26	1-1,1/2 18:04
Mar 9	@ LAK	0-0,1/-1 24:01	MIN	MIN	0-0,2/-1 16:24	0-0,1/-1 09:47	0-0,0/-1 16:28	0-0,0/-2 16:26
Mar 11	Vs NYR	0-0,2/0 21:51	MIN	0-0,2/0 10:52	0-0,2/0 12:45	0-0,1/0 09:36	0-0,1/0 18:31	1-0,3/0 14:20



PLAYER GAME-BY-GAME STATISTICS

2019-20 COLORADO AVALANCHE

Skaters: Goals-Assists (GW or GT, Shots / (+/-), TOI)

Goalies: GA/Shots, Decision, Minutes Played

Date	Opp.	KADRI #91	LANDESKOG #92	BURAKOVSKY #95	RANTANEN #96	WERNER #30	GRUBAUER #31	MISKA #32
Oct 3	Vs CGY	0-0,3/0 17:17	0-1,1/0 20:16	0-1,1/0 15:19	2-0(W),5/0 18:30		3/30 W 59:52	
Oct 5	Vs MIN	0-0,1/0 14:33	1-0(W),3/1 21:20	0-0,2/0 10:06	1-1,2/1 21:02		2/31 W 60:00	
Oct 10	Vs BOS	0-0,1/0 16:21	1-1,5/0 19:21	1-0(W),2/0 12:25	0-1,2/0 20:21		2/41 W 60:00	
Oct 12	Vs ARI	1-0,3/0 19:45	0-0,3/2 21:49	1-1(W),4/2 16:00	0-1,4/-1 19:59		DND	
Oct 14	@ WSH	1-2,3/1 16:34	0-2,2/-1 23:04	0-1,3/1 13:02	1-2(W),1/1 22:10		3/32 W 59:16	
Oct 16	@ PIT	0-0,2/-1 14:57	0-0,0/0 22:19	0-0,0/-1 13:26	0-1,4/0 20:45		3/32 O 63:57	
Oct 18	@ FLA	0-0,2/2 18:34	0-0,5/-1 18:56	2-1,4/2 14:31	0-0,3/-1 20:21		4/44 W 63:03	
Oct 19	@ TBL	1-0,1/1 16:52	1-0(W),2/0 18:14	0-0,1/1 15:44	1-0,2/1 18:22		DND	
Oct 21	@ STL	0-0,3/0 18:42	0-0,0/0 19:35	0-0,2/-1 17:21	0-1,1/0 08:24		3/25 L 59:38	
Oct 25	@ VGK	2-0(W),4/1 15:33	0-0,3/1 18:34	0-0,2/-1 12:48	INJ		1/26 W 60:00	
Oct 26	Vs ANA	0-0,2/-2 20:02	0-0,2/-2 20:30	0-1,1/-2 15:44	INJ		DND	
Oct 30	Vs FLA	0-1,2/1 16:36	INJ	0-0,3/0 14:03	INJ		4/38 O 60:29	
Nov 1	Vs DAL	0-1,3/-2 21:26	INJ	0-0,2/-1 18:32	INJ		2/29 L 58:23	
Nov 2	@ ARI	0-0,2/0 17:07	INJ	0-0,1/0 16:15	INJ		DND	
Nov 5	@ DAL	0-0,3/-1 17:47	INJ	0-0,2/0 16:03	INJ		4/38 L 59:42	
Nov 7	Vs NSH	0-1,1/-1 18:44	INJ	1-2(W),2/0 16:45	INJ	DND	INJ	
Nov 9	Vs CBJ	1-1,2/1 15:56	INJ	0-0,1/0 12:51	INJ	DND	INJ	
Nov 12	@ WPG	0-1,3/1 17:15	INJ	0-0,0/0 15:37	INJ	0/40 W 59:29	INJ	
Nov 14	@ EDM	0-1,6/1 18:55	INJ	2-0,5/2 18:50	INJ	5/18 L 28:21	INJ	
Nov 16	@ VAN	1-0,2/1 18:10	INJ	1-1,2/2 18:20	INJ	DND	INJ	
Nov 19	@ CGY	0-0,5/-1 17:03	INJ	2-0,2/1 18:28	INJ	MIN	2/33 W 60:00	
Nov 21	@ MIN	0-0,2/1 20:47	INJ	0-2,2/0 20:40	INJ	MIN	3/31 L 57:15	
Nov 23	Vs TOR	0-2,4/0 23:26	INJ	1-0,3/-3 19:40	INJ	MIN	4/15 L 20:00	
Nov 27	Vs EDM	1-0,4/2 20:46	INJ	0-0,4/-1 13:40	INJ	MIN	1/20 W 60:00	
Nov 29	@ CHI	0-0,2/-1 16:58	INJ	INJ	INJ	MIN	DND	
Nov 30	Vs CHI	2-0,4/0 14:35	INJ	INJ	1-3,2/1 10:43	MIN	3/29 W 60:00	
Dec 4	@ TOR	0-0,1/-1 17:27	INJ	INJ	0-1,1/0 18:49	MIN	1/39 W 60:00	
Dec 5	@ MTL	INJ	1-0,1/1 18:34	0-0,3/0 12:38	0-1,2/1 21:33	MIN	DND	
Dec 7	@ BOS	INJ	1-0,4/0 17:58	1-0,1/2 15:19	0-0,2/-1 19:44	MIN	1/4 17:25	
Dec 9	Vs CGY	INJ	0-0,2/-1 20:11	0-1,0/0 13:54	0-0,4/-1 21:17	DND	INJ	
Dec 11	Vs PHI	0-1,1/1 15:43	0-0,1/1 17:37	0-0,0/-1 14:51	2-0(W),3/2 17:08	DND	INJ	
Dec 13	Vs NJD	0-0,2/0 18:17	1-0,2/0 17:33	0-0,2/-1 13:13	0-1,1/1 19:52	MIN	DND	
Dec 16	@ STL	1-0,3/-1 17:13	0-0,3/0 16:27	0-0,1/-1 16:45	1-0,3/-2 20:08	MIN	4/34 L 59:42	
Dec 18	@ CHI	0-0,4/1 15:15	0-2,1/3 16:40	1-0,1/1 11:14	1-1,1/3 17:43	MIN	DND	
Dec 19	Vs CAR	0-0,3/-1 19:44	1-0,4/-1 22:27	0-0,1/0 11:55	0-0,3/-1 22:23	MIN	2/39 L 58:34	
Dec 21	Vs CHI	0-0,2/-1 19:50	0-0,2/-4 17:45	0-0,2/-1 13:52	0-0,3/-4 20:38	MIN	4/31 L 58:14	
Dec 23	@ VGK	1-0,4/0 19:24	1-0(W),3/-1 21:59	0-0,2/-1 11:25	1-0,3/-2 22:04	MIN	DND	
Dec 27	Vs MIN	0-0,2/1 17:26	1-0,7/-2 22:20	0-0,1/0 12:28	0-1,2/-1 22:08	MIN	DND	
Dec 28	@ DAL	0-0,1/0 19:01	0-0,2/0 19:59	0-0,3/0 13:47	0-0,4/0 21:01	MIN	2/40 O 65:00	
Dec 31	Vs WPG	1-1,2/-2 18:17	1-0,5/-3 18:57	0-0,2/0 18:31	0-1,4/-3 20:26	MIN	5/24 L 58:59	
Jan 2	Vs STL	2-0,4/1 16:32	0-1,3/2 17:42	0-1,2/-1 11:55	1-0,3/0 16:52	MIN	3/27 W 60:00	
Jan 4	@ NJD	0-0,5/-1 14:22	0-0,2/2 18:09	0-0,3/0 13:17	3-0(W),3/3 14:58	MIN	2/30 W 60:00	
Jan 6	@ NYI	0-0,4/0 19:19	0-0,4/0 21:38	0-0,1/0 13:56	0-0,0/0 18:53	MIN	DND	
Jan 7	@ NYR	0-0,1/-1 14:39	0-0,4/0 19:47	0-2,2/1 14:19	0-0,2/-1 21:34	MIN	4/28 L 58:23	
Jan 10	Vs PIT	0-0,3/-1 18:32	1-1,5/-1 20:36	0-1,0/1 14:47	0-0,1/0 18:44	MIN	DND	
Jan 14	Vs DAL	0-0,4/-1 18:00	1-0,2/1 20:09	0-0,3/-1 14:06	0-0,6/2 19:38	MIN	3/30 O 61:44	
Jan 16	Vs SJS	0-1,4/2 14:06	0-0,2/0 18:22	0-1,2/1 15:19	0-0,5/0 19:52	MIN	0/27 W 60:00	
Jan 18	Vs STL	0-0,0/1 17:20	1-0,2/1 16:54	2-0(W),3/2 16:55	0-1,0/0 17:21	MIN	3/24 W 59:52	
Jan 20	Vs DET	2-1,4/1 18:36	0-0,3/1 20:29	0-2,2/1 15:21	0-2,2/2 18:51	MIN	DND	
Feb 1	@ PHI	0-1,1/0 15:40	0-1,4/-3 18:41	1-1,1/1 12:03	1-0,3/-2 18:44	MIN	5/27 L 57:16	
Feb 4	@ BUF	1-1,4/3 15:19	0-1,2/1 16:35	1-3(W),1/3 15:16	1-0,1/1 16:44	MIN	1/24 W 60:00	
Feb 6	@ OTT	0-0,0/1 17:06	0-0,1/-1 18:23	0-1,1/1 15:40	0-1,1/-1 18:50	MIN	1/26 W 60:00	
Feb 8	@ CBJ	1-0,3/1 16:48	0-1,1/1 15:50	0-0,0/1 12:12	0-0,3/1 18:19	MIN	1/32 W 60:00	
Feb 9	@ MIN	0-1,1/0 10:06	1-0(W),4/1 20:00	0-0,1/0 13:30	0-0,5/0 22:00	MIN	DND	
Feb 11	Vs OTT	INJ	1-0,4/1 20:46	0-1,1/1 14:22	1-0(W),4/2 20:11	MIN	0/34 W 60:00	
Feb 13	Vs WSH	INJ	0-0,1/-1 19:33	1-1,1/1 17:50	1-0,3/-1 21:37	MIN	3/38 L 57:49	
Feb 15	Vs LAK	INJ	0-0,1/-2 18:11	0-0,1/-1 17:38	0-1,2/-1 18:57	MIN	1/15 42:33	
Feb 17	Vs TBL	INJ	0-2,3/2 24:16	1-0,2/0 24:28	0-1,1/-1 08:17	MIN	INJ	DND
Feb 19	Vs NYI	INJ	1-0,2/2 21:15	1-0(W),2/2 20:04	INJ	MIN	INJ	DND
Feb 21	@ ANA	INJ	0-0,2/0 20:06	0-0,3/0 17:46	INJ	MIN	INJ	DND
Feb 22	@ LAK	INJ	0-1,3/1 25:51	INJ	INJ	MIN	INJ	DND
Feb 26	Vs BUF	INJ	1-0,2/0 22:26	INJ	INJ	MIN	INJ	MIN
Feb 28	@ CAR	INJ	0-1,2/0 19:50	0-0,1/-1 14:52	INJ	MIN	INJ	MIN
Feb 29	@ NSH	INJ	1-0,5/0 22:44	INJ	INJ	MIN	INJ	MIN
Mar 2	@ DET	INJ	0-1,1/1 20:55	INJ	INJ	MIN	INJ	MIN
Mar 4	Vs ANA	INJ	1-2,6/-1 23:32	INJ	INJ	MIN	INJ	MIN
Mar 6	@ VAN	INJ	1-1,3/0 20:35	INJ	INJ	MIN	INJ	MIN
Mar 8	@ SJS	INJ	1-2,2/2 22:06	INJ	INJ	MIN	INJ	MIN
Mar 9	@ LAK	INJ	0-0,1/-1 21:53	INJ	INJ	MIN	INJ	MIN
Mar 11	Vs NYR	INJ	0-2,5/0 21:56	INJ	INJ	MIN	INJ	MIN



PLAYER GAME-BY-GAME STATISTICS

2019-20 COLORADO AVALANCHE

Skaters: Goals-Assists (GW or GT, Shots / (+/-), TOI

Goalies: GA/Shots, Decision, Minutes Played

Date	Opp.	BIBEAU #35	HUTCHINSON #35	FRANCOUZ #39
Oct 3	Vs CGY			DND
Oct 5	Vs MIN			DND
Oct 10	Vs BOS			DND
Oct 12	Vs ARI			2/36 W 63:16
Oct 14	@ WSH			DND
Oct 16	@ PIT			DND
Oct 18	@ FLA			DND
Oct 19	@ TBL			2/46 W 60:00
Oct 21	@ STL			DND
Oct 25	@ VGK			DND
Oct 26	Vs ANA			4/26 L 59:08
Oct 30	Vs FLA			DND
Nov 1	Vs DAL			DND
Nov 2	@ ARI			3/28 L 59:43
Nov 5	@ DAL			DND
Nov 7	Vs NSH			4/24 W 59:34
Nov 9	Vs CBJ			2/41 W 60:00
Nov 12	@ WPG			0/0 00:31
Nov 14	@ EDM	1/10 31:24		INJ
Nov 16	@ VAN	4/32 W 60:21		INJ
Nov 19	@ CGY	MIN		DND
Nov 21	@ MIN	MIN		DND
Nov 23	Vs TOR	MIN		0/12 37:11
Nov 27	Vs EDM	MIN		DND
Nov 29	@ CHI	MIN		2/36 W 60:00
Nov 30	Vs CHI	MIN		DND
Dec 4	@ TOR	MIN		DND
Dec 5	@ MTL	MIN		2/40 W 60:00
Dec 7	@ BOS	MIN		0/16 W 42:35
Dec 9	Vs CGY	MIN		5/33 O 62:09
Dec 11	Vs PHI	MIN		1/33 W 60:00
Dec 13	Vs NJD	MIN		1/38 W 60:00
Dec 16	@ STL	MIN		DND
Dec 18	@ CHI	MIN		1/32 W 60:00
Dec 19	Vs CAR	MIN		DND
Dec 21	Vs CHI	MIN		DND
Dec 23	@ VGK	MIN		3/32 W 60:00
Dec 27	Vs MIN	MIN		5/32 L 58:30
Dec 28	@ DAL	MIN		DND
Dec 31	Vs WPG	MIN		DND
Jan 2	Vs STL	MIN		DND
Jan 4	@ NJD	MIN		DND
Jan 6	@ NYI	MIN		1/33 L 58:33
Jan 7	@ NYR	MIN		DND
Jan 10	Vs PIT	MIN		4/30 O 62:57
Jan 14	Vs DAL	MIN		DND
Jan 16	Vs SJS	MIN		DND
Jan 18	Vs STL	MIN		DND
Jan 20	Vs DET	MIN		3/25 W 60:00
Feb 1	@ PHI	MIN		DND
Feb 4	@ BUF	MIN		DND
Feb 6	@ OTT	MIN		DND
Feb 8	@ CBJ	MIN		DND
Feb 9	@ MIN	MIN		2/36 W 60:00
Feb 11	Vs OTT	MIN		DND
Feb 13	Vs WSH	MIN		DND
Feb 15	Vs LAK	MIN		1/7 L 16:56
Feb 17	Vs TBL	MIN		4/27 O 63:03
Feb 19	Vs NYI	MIN		1/28 W 59:32
Feb 21	@ ANA	MIN		0/26 W 60:00
Feb 22	@ LAK	MIN		1/21 W 64:43
Feb 26	Vs BUF	MIN	DND	2/33 W 59:57
Feb 28	@ CAR	MIN	DND	2/47 W 60:00
Feb 29	@ NSH	MIN	DND	2/32 W 60:00
Mar 2	@ DET	MIN	1/18 W 60:00	DND
Mar 4	Vs ANA	MIN	DND	4/30 O 64:55
Mar 6	@ VAN	MIN	DND	5/24 L 59:44
Mar 8	@ SJS	MIN	DND	3/25 W 60:00
Mar 9	@ LAK	MIN	DND	3/35 L 58:39
Mar 11	Vs NYR	MIN	DND	2/32 W 62:50



TRANSACTIONS

2019-20 REGULAR SEASON

Sept. 16	–	Josh Anderson, Travis Barron, Josh Dickinson, Brandon Saigeon, Igor Shvyrev reassigned to the Colorado Eagles (AHL) ... Trent Miner reassigned to Vancouver (WHL).
Sept. 17	–	Sasha Larocque reassigned to the Colorado Eagles (AHL) ... Alex Beaucage reassigned to Rouyn-Noranda (QMJHL) ... Luka Burzan reassigned to Brandon (WHL) ... Sasha Mutala reassigned to Tri-City (WHL).
Sept. 22	–	Erik Condra, Kevin Davis, Nick Henry, Ty Lewis, Nicolas Meloche, Peter Tischke, Adam Werner reassigned to the Colorado Eagles (AHL) ... Mark Alt, Anton Lindholm placed on waivers ... Colin Campbell released from his Professional Tryout (PTO).
Sept. 23	–	Mark Alt, Anton Lindholm cleared waivers and reassigned to the Colorado Eagles (AHL).
Sept. 26	–	Sheldon Dries, Michael Joly, Martin Kaut, Hunter Miska, Logan O'Connor reassigned to the Colorado Eagles (AHL) ... Bowen Byram reassigned to Vancouver (WHL) ... Jacob MacDonald, Dan Renouf placed on waivers.
Sept. 27	–	Jacob MacDonald, Dan Renouf cleared waivers and reassigned to the Colorado Eagles (AHL).
Sept. 29	–	Shane Bowers reassigned to the Colorado Eagles (AHL) ... Kevin Connauton, A.J. Greer, T.J. Tynan placed on waivers
Sept. 30	–	Kevin Connauton cleared waivers ... A.J. Greer, T.J. Tynan cleared waivers and reassigned to the Colorado Eagles (AHL) ... Jayson Megna placed on waivers
Oct. 1	–	Kevin Connauton, Calle Rosen reassigned to the Colorado Eagles (AHL) ... Jayson Megna cleared waivers and reassigned to the Colorado Eagles (AHL) ... Ian Cole designated as Injured Non-Roster
Oct. 7	–	Conor Timmins reassigned to the Colorado Eagles (AHL)
Oct. 8	–	Kevin Connauton recalled from the Colorado Eagles (AHL)
Oct. 14	–	Ian Cole activated from Injured Non Roster list ... J.T. Compher placed on Injured Reserve (retroactive to Oct. 5)
Oct. 16	–	J.T. Compher activated from Injured Reserve ... Kevin Connauton reassigned to the Colorado Eagles (AHL)
Oct. 25	–	Mikko Rantanen placed on Injured Reserve (retroactive to Oct. 21)
Oct. 29	–	Gabriel Landeskog placed on Injured Reserve (retroactive to Oct. 26) ... Jayson Megna recalled from the Colorado Eagles (AHL)
Nov. 6	–	Jayson Megna reassigned to the Colorado Eagles (AHL) ... T.J. Tynan recalled from the Colorado Eagles (AHL)
Nov. 7	–	Adam Werner recalled from the Colorado Eagles (AHL) ... Colin Wilson placed on Injured Reserve (retroactive to Oct. 26)
Nov. 8	–	Nikita Zadorov placed on Injured Reserve (retroactive to Nov. 7) ... Jayson Megna recalled from the Colorado Eagles (AHL)
Nov. 11	–	Philipp Grubauer placed on Injured Reserve (retroactive to Nov. 5) ... Kevin Connauton, Logan O'Connor recalled from the Colorado Eagles (AHL)
Nov. 13	–	Logan O'Connor reassigned to the Colorado Eagles (AHL) ... Antoine Bibeau recalled from the Colorado Eagles (AHL)
Nov. 16	–	Kevin Connauton reassigned to the Colorado Eagles (AHL) ... Nikita Zadorov activated from Injured Reserve
Nov. 18	–	Matt Calvert placed on Injured Reserve (retroactive to Nov. 16) ... Logan O'Connor recalled from the Colorado Eagles (AHL)
Nov. 19	–	Adam Werner reassigned to the Colorado Eagles (AHL) ... A.J. Greer recalled from the Colorado Eagles (AHL) ... Antoine Bibeau reassigned to the Colorado Eagles (AHL) ... Philipp Grubauer activated from Injured Reserve
Nov. 22	–	Jayson Megna reassigned to the Colorado Eagles (AHL)
Nov. 23	–	A.J. Greer reassigned to the Colorado Eagles (AHL)
Nov. 24	–	Calle Rosen recalled from the Colorado Eagles (AHL)
Nov. 27	–	Erik Johnson placed on Injured Reserve (retroactive to Nov. 23)
Nov. 28	–	Sheldon Dries and A.J. Greer recalled from the Colorado Eagles (AHL)
Nov. 29	–	A.J. Greer reassigned to the Colorado Eagles (AHL)
Nov. 30	–	Sheldon Dries reassigned to the Colorado Eagles (AHL) ... Mikko Rantanen activated from Injured Reserve
Dec. 4	–	Matt Calvert activated from Injured Reserve



TRANSACTIONS

2019-20 REGULAR SEASON

Dec. 5	–	Logan O'Connor reassigned to the Colorado Eagles (AHL) ... Gabriel Landeskog activated from IR
Dec. 8	–	T.J. Tynan placed on waivers
Dec. 9	–	T.J. Tynan cleared waivers and reassigned to the Colorado Eagles (AHL) ... Adam Werner recalled from the Colorado Eagles (AHL)
Dec. 10	–	Adam Werner reassigned to the Colorado Eagles (AHL)
Dec. 11	–	Adam Werner recalled from the Colorado Eagles (AHL)
Dec. 12	–	Adam Werner reassigned to the Colorado Eagles (AHL)
Dec. 13	–	Cale Makar placed on Injured Reserve (retroactive to Dec. 7)
Dec. 15	–	Anton Lindholm recalled from the Colorado Eagles (AHL)
Dec. 16	–	Bowen Byram loaned from the Vancouver Giants (WHL) to the Canadian National Junior Team
Dec. 19	–	Erik Johnson activated from Injured Reserve ... Calle Rosen reassigned to the Colorado Eagles (AHL)
Dec. 23	–	Anton Lindholm reassigned to the Colorado Eagles (AHL)
Dec. 27	–	Cale Makar activated from Injured Reserve
Jan. 6	–	Bowen Byram returned on loan from the Canadian National Junior Team to the Vancouver Giants (WHL)
Feb. 5	–	Mark Barberio loaned to the Colorado Eagles (AHL) on conditioning assignment ... Calle Rosen recalled from Colorado (AHL)
Feb. 10	–	Calle Rosen reassigned to the Colorado Eagles (AHL) ... Hunter Miska signed to a one-year contract for the remainder of 2019-20
Feb. 11	–	Nazem Kadri placed on Injured Reserve (retroactive to Feb. 9)
Feb. 13	–	Mark Barberio returned from conditioning assignment with the Colorado Eagles (AHL)
Feb. 14	–	T.J. Tynan recalled from the Colorado Eagles (AHL)
Feb. 16	–	Hunter Miska recalled from the Colorado Eagles (AHL) ... Matt Calvert placed on Injured Reserve (retroactive to Feb. 15)
Feb. 18	–	Martin Kaut recalled from the Colorado Eagles (AHL) ... Mikko Rantanen placed on Injured Reserve (retroactive to Feb. 17)
Feb. 20	–	Sheldon Dries recalled from the Colorado Eagles (AHL) ... T.J. Tynan reassigned to the Colorado Eagles (AHL)
Feb. 21	–	Pavel Francouz signed to a two-year extension through 2021-22 ... Logan O'Connor recalled from the Colorado Eagles (AHL)
Feb. 22	–	Philipp Grubauer placed on Injured Reserve (retroactive to Feb. 15) ... Sheldon Dries reassigned to the Colorado Eagles (AHL)
Feb. 24	–	Vladislav Namestnikov acquired from the Ottawa Senators in exchange for a fourth-round selection in the 2021 NHL Draft ... Michael Hutchinson acquired from the Toronto Maple Leafs in exchange for Calle Rosen ... Hunter Miska reassigned to the Colorado Eagles (AHL)
Feb. 28	–	Logan O'Connor reassigned to the Colorado Eagles (AHL)
Feb. 29	–	Logan O'Connor recalled from the Colorado Eagles (AHL)
Mar. 5	–	Martin Kaut reassigned to the Colorado Eagles (AHL) ... Kevin Connauton, Sheldon Dries recalled from the Colorado Eagles (AHL)
Mar. 9	–	Martin Kaut recalled from the Colorado Eagles (AHL) ... Martin Kaut reassigned to the Colorado Eagles (AHL)
Mar. 10	–	Sheldon Dries reassigned to the Colorado Eagles (AHL)
Mar. 11	–	Martin Kaut recalled from the Colorado Eagles (AHL)
Mar. 12	–	Martin Kaut reassigned to the Colorado Eagles (AHL)
Mar. 26	–	T.J. Tynan signed to a one-year contract through the 2020-21 campaign
Mar. 27	–	Jacob MacDonald signed to a two-year contract through the 2021-22 campaign
Apr. 30	–	Justus Annunen signed to a three-year, entry-level contract through the 2022-23 season
May 27	–	Igor Shvyrev placed on waivers
May 28	–	Igor Shvyrev cleared waivers and had his contract terminated



2019-20 AVALANCHE SEASON INJURIES

2019-20 REGULAR SEASON

Player	Games	Nature and dates
Mark Barberio	1	illness (Dec. 31)
Pierre-Edouard Bellemare	1	head (Nov. 12)
Andre Burakovsky	12	upper body (3 games, Nov. 29 – Dec. 4); upper body (2 games, Feb. 22-26); upper body/lower body (7 games, Feb. 29 – end of season)
Matt Calvert	19	head (6 games, Nov. 19-30); lower body (13 games, Feb. 17 – end of season)
J.T. Compher	3	lower body (Oct. 10-14)
Ian Cole	4	hip (Oct. 3-12)
Joonas Donskoi	5	head (Jan. 10-20)
Pavel Francouz	2	head (Nov. 14-16)
Philipp Grubauer	20	lower body (5 games, Nov. 7-16); lower body (2 games, Dec. 9-11); lower body (13 games, Feb. 17 – end of season)
Erik Johnson	11	lower body (Nov. 27 – Dec. 18)
Tyson Jost	3	upper body (Nov. 16-21)
Nazem Kadri	19	lower body (3 games, Dec. 5-9); lower body (16 games, Feb. 11 – end of season)
Vladislav Kamenev	2	illness (Dec. 4-5)
Gabriel Landeskog	16	lower body (Oct. 30 – Dec. 4)
Nathan MacKinnon	1	lower body (March 11)
Cale Makar	13	upper body (8 games, Dec. 9-23); upper body (5 games, March 2-9)
Valeri Nichushkin	1	illness (Jan. 4)
Mikko Rantanen	28	lower body (16 games, Oct. 25 – Nov. 29); upper body (12 games, Feb. 19 – end of season)
Colin Wilson	59	lower body (Oct. 30 – end of season)
Nikita Zadorov	3	jaw (Nov. 9-14)
Total	223	

AVALANCHE COACH'S CHALLENGES (5W, 2L)

(W) Oct. 10 vs. BOSTON	–	call overturned to no goal, goaltender interference
(W) Oct. 10 vs. BOSTON	–	call overturned to no goal, Boston player was offsides
(W) Oct. 14 at Washington	–	call overturned to no goal, Washington player was offsides
(L) Nov. 5 at Dallas	–	call on-ice stands, no goaltender interference on Dallas player
(L) Nov. 5 at Dallas	–	call on-ice stands, Dallas goal is upheld. Play does not fit the applicable standards for a missed game stoppage event in the offensive zone
(W) Dec. 27 vs. MINNESOTA	–	call overturned to no goal, Wild player was offsides
(W) Jan. 14 vs. DALLAS	–	call overturned to no goal, Stars player was offsides



TEAM HIGHS & LOWS

2019-20 REGULAR SEASON

Category	No.	Date
GOALS - GAME	9	Nov. 7 vs. Nashville
GOALS - PERIOD	6	Nov. 7 vs. Nashville (2nd)
GOALS AGAINST - GAME	7	Dec. 31 vs. Winnipeg
GOALS AGAINST - PERIOD	4 (4x)	Dec. 31 vs. Winnipeg (3rd) Dec. 21 vs. Chicago (3rd) Nov. 23 vs. Toronto (1st) Nov. 14 at Edmonton (1st)
FEWEST GOALS - GAME	0 (2x)	Jan. 6 at NY Islanders Nov. 2 at Arizona
FEWEST GOALS AGAINST - GAME	0 (4x)	last: Feb. 21 at Anaheim
MOST COMBINED GOALS - GAME	13	Nov. 7 vs. Nashville (9-4)
POWER PLAY GOALS - GAME	3	Jan. 2 vs. St. Louis
POWER PLAY GOALS AGAINST - GAME	4	Nov. 14 at Edmonton
POWER PLAY GOALS - PERIOD	2	Jan. 2 vs. St. Louis (2nd)
MOST POWER-PLAY CHANCES, GAME	8	Nov. 5 at Dallas
FEWEST POWER-PLAY CHANCES, GAME	0	Feb. 4 at Buffalo
SHORT-HANDED GOALS - GAME	1 (8x)	last: Feb. 9 at Minnesota
SHORT-HANDED GOALS AGAINST - GAME	1 (6x)	last: Feb. 1 at Philadelphia
MOST PENALTY KILLS - GAME	6	Nov. 5 at Dallas (6-7)
CONSECUTIVE PENALTY KILLS	27	Feb. 15 – March 6
SHOTS - GAME	50	Nov. 27 vs. Edmonton
SHOTS AGAINST - GAME	47	Feb. 28 vs. Carolina
SHOTS - PERIOD	22	Jan. 2 vs. St. Louis (2nd)
SHOTS AGAINST - PERIOD	19 (3x)	Feb. 13 vs. Washington (3rd) Nov. 29 at Chicago (2nd) Nov. 12 at Winnipeg (3rd)
FEWEST SHOTS - GAME	18 (2x)	Jan. 18 vs. St. Louis Oct. 21 at St. Louis
FEWEST SHOTS AGAINST - GAME	18	March 2 at Detroit
FEWEST SHOTS - PERIOD (not including OT)	1	Oct. 21 at St. Louis (2nd)
FEWEST SHOTS AGAINST - PERIOD (not including OT)	2	Nov. 27 vs. Edmonton (3rd)
PENALTY MINUTES - GAME	25	Oct. 30 vs. Florida
PENALTY MINUTES BY OPPONENT - GAME	29 (2x)	Nov. 27 vs. Edmonton Oct. 3 vs. Calgary
COMBINED PENALTY MINUTES - GAME	46	Oct. 30 vs. Florida (25-21)
FEWEST PENALTY MINUTES - GAME	2 (3x)	Jan. 6 at NY Islanders Dec. 4 at Toronto Oct. 10 vs. Boston
FEWEST PENALTY MINUTES AGAINST - GAME	0	Feb. 4 at Buffalo
FEWEST COMBINED PENALTY MINUTES - GAME	4	Feb. 4 at Buffalo (4-0)
MOST HITS - GAME	42	Oct. 16 at Pittsburgh
MOST BLOCKED SHOTS - GAME	24	Nov. 16 at Vancouver
MOST TAKEAWAYS - GAME	18	Jan. 14 vs. Dallas
MOST FACEOFF WINS - GAME	43	Feb. 13 vs. Washington
BEST FACEOFF WIN PERCENTAGE - GAME	64.6%	Nov. 27 vs. Edmonton (31-17)



WINNING/LOSING STREAKS

2019-20 REGULAR SEASON

Category	No.	Date
LONGEST WINNING STREAK	7 games	Feb. 19 – March 2
HOME WINNING STREAK	4 games (2x)	Jan. 16 – Feb. 11 Oct. 3-12
ROAD WINNING STREAK	9 games	Feb. 4 – March 2 *franchise record
LONGEST WITHOUT REGULATION LOSS	9 games (2x)	Feb. 17 – March 4 (7-0-2) Nov. 27 – Dec. 13 (8-0-1)
LONGEST LOSING STREAK (regulation)	3 games	Nov. 1-5
LONGEST WINLESS STREAK	5 games	Oct. 26 – Nov. 5 (0-4-1)
HOME LOSING STREAK (regulation)	4 games	Dec. 19-31
ROAD LOSING STREAK (regulation)	3 games	Jan. 6 – Feb. 1
CONSECUTIVE HOME GAMES WITH A POINT	7 games	Jan. 2 – Feb. 11 (5-0-2)
CONSECUTIVE ROAD GAMES WITH A POINT	9 games	Feb. 4 – March 2 (9-0-0)
HOME WINLESS STREAK	4 games	Dec. 19-31 (0-4-0)
ROAD WINLESS STREAK	3 games	Jan. 6 – Feb. 1 (0-3-0)
LARGEST MARGIN OF VICTORY	5 goals (3x)	Feb. 4 at Buffalo (6-1) Nov. 7 vs. Nashville (9-4) Oct. 25 at Vegas (6-1)
LARGEST MARGIN OF DEFEAT	4 goals	Nov. 14 at Edmonton (2-6)
LARGEST COMEBACK WIN	2 goals (2x)	Oct. 18 at Florida (trailed 0-2, 1-3, won 5-4 in OT) Oct. 10 vs. Boston (trailed 0-2, won 4-2)
LARGEST LEAD BLOWN, DEFEAT	2 goals (5x)	Feb. 13 vs. Washington (led 2-0, lost 3-2) Jan. 14 vs. Dallas (led 2-0, lost 3-2 in OT) Jan. 7 at NY Rangers (led 2-0, lost 4-2) Dec. 21 vs. Chicago (led 3-1, lost 5-3) Oct. 30 vs. Florida (led 3-1, lost 4-3 in OT)
LONGEST SHOOTOUT	3 rounds (6 shooters) 3 rounds (5 shooters)	Feb. 22 at Los Angeles Dec. 28 at Dallas



INDIVIDUAL HIGHS & LOWS

2019-20 REGULAR SEASON

Category	No.	Date
GOALS - GAME	3 (3x)	Mikko Rantanen, Jan. 4 at New Jersey Joonas Donskoi, Nov. 7 vs. Nashville Tyson Jost, Oct. 19 at Tampa Bay
ASSISTS - GAME	4 (2x)	Samuel Girard, Jan. 2 vs. St. Louis Cale Makar, Nov. 16 at Vancouver
POINTS - GAME	4 (9x)	last: Andre Burakovsky, Feb. 4 at Buffalo
POINTS BY A DEFENSEMAN - GAME	4 (2x)	Samuel Girard, Jan. 2 vs. St. Louis Cale Makar, Nov. 16 at Vancouver
SHOTS - GAME	12	Nathan MacKinnon, Nov. 1 vs. Dallas * tied club record
PENALTY MINUTES - GAME	17	Nazem Kadri, Jan. 7 at NY Rangers
BEST PLUS/MINUS RATIO - GAME	+4 (3x)	Ryan Graves & Valeri Nichushkin, Feb. 4 at Buffalo Ian Cole, Oct. 18 at Florida
MOST ICE TIME	29:04	Nathan MacKinnon, Feb. 22 at Los Angeles
BLOCKED SHOTS	10	Ryan Graves, Feb. 1 at Philadelphia
HITS	10	Nikita Zadorov, Dec. 7 at Boston
FACEOFF WINS	15	Nazem Kadri, Oct. 12 vs. Arizona
FACEOFF PERCENTAGE (min 15 draws)	74%	Nazem Kadri, Nov. 1 vs. Dallas (14-5)
POWER-PLAY GOALS - GAME	1 (46x)	last: Jost & Namestnikov, March 11 vs. NY Rangers
SHORTHANDED GOALS - GAME	1 (8x)	last: Pierre-Edouard Bellemare, Feb. 9 at Minnesota
GOALS - PERIOD	2 (12x)	last: Andre Burakovsky, Jan. 18 vs. St. Louis (2nd)
POINTS - PERIOD	3 (9x)	last: Burakovsky & Nichushkin, Feb. 4 at Buffalo (2nd)

SCORING STREAKS

Category	No.	Date
LONGEST POINT STREAK	13 games	Nathan MacKinnon, Oct. 3 – Nov. 1
LONGEST GOAL STREAK	5 games	Nathan MacKinnon, Nov. 23 – Dec. 4
LONGEST ASSIST STREAK	5 games (4x)	Nathan MacKinnon, Dec. 7-16 Mikko Rantanen, Oct. 5-16 Nathan MacKinnon, Oct. 3-14 Cale Makar, Oct. 3-14

GOALTENDER HIGHS/LOWS & STREAKS

Category	No.	Date
SAVES - GAME	45	Pavel Francouz, Feb. 28 at Carolina
SAVES - PERIOD	19	Adam Werner, Nov. 12 at Winnipeg (3rd)
LONGEST WINNING STREAK	6 games	Pavel Francouz, Feb. 19-29
LONGEST STREAK W/O REGULATION LOSS	10 decisions	Pavel Francouz, Nov. 7 – Dec. 23 (9-0-1)
LONGEST SHUTOUT STREAK	103:07	Philipp Grubauer, Feb. 8-13
MOST CONSECUTIVE STARTS	7 games	Pavel Francouz, Feb. 17-29



FASTEST GOALS

2019-20 REGULAR SEASON

Category	No.	Date
FASTEST GOAL TO START - GAME	0:28	Pierre-Edouard Bellemare, Oct. 25 at Vegas
FASTEST GOAL AGAINST TO START - GAME	0:19	Jason Dickinson, Nov. 5 at Dallas
FASTEST GOAL TO START - PERIOD	0:08	Mikko Rantanen, Jan. 4 at New Jersey (3rd)
FASTEST GOAL AGAINST TO START - PERIOD	0:12	Andrew Mangiapane, Dec. 9 vs. Calgary (3rd)
FASTEST TWO GOALS	0:18	Gabriel Landeskog 5:48, Tyson Jost 6:06, Oct. 19 at Tampa Bay (2nd)
FASTEST TWO GOALS AGAINST	0:16	Alex Killorn 4:54, Cameron Gaunce 5:10 (2nd), Feb. 17 vs. Tampa Bay
FASTEST TWO GOALS BY ONE PLAYER	1:25	Nazem Kadri, Nov. 30 vs. Chicago (7:53, 9:18 of 1st)
FASTEST TWO GOALS AGAINST BY ONE PLAYER	0:50	Tyler Toffoli, Feb. 15 vs. Los Angeles at Air Force (19:05 and 19:55 of 3rd period)
FASTEST THREE GOALS	1:31	Joonas Donskoi 5:26, Ryan Graves 5:46, Andre Burakovsky 6:57 (2nd), Nov. 7 vs. Nashville
FASTEST THREE GOALS AGAINST	2:50	Andrei Svechnikov 17:04, Jaccob Slavin 18:21, Sebastian Aho 19:54 (3rd), Dec. 19 vs. Carolina
FASTEST FOUR GOALS	2:21	Joonas Donskoi 5:26, Ryan Graves 5:46, Andre Burakovsky 6:57, Matt Nieto 7:47 (2nd), Nov. 7 vs. Nashville
FASTEST FIVE GOALS	4:35	Joonas Donskoi 5:26, Ryan Graves 5:46, Andre Burakovsky 6:57, Matt Nieto 7:47, Matt Calvert 10:01 (2nd), Nov. 7 vs. Nashville
FASTEST SIX GOALS	8:00	Joonas Donskoi 5:26, Ryan Graves 5:46, Andre Burakovsky 6:57, Matt Nieto 7:47, Matt Calvert 10:01, Joonas Donskoi 13:26 (2nd), Nov. 7 vs. Nashville * franchise record
FASTEST OVERTIME GOAL	0:27	Nathan MacKinnon, Nov. 16 at Vancouver
FASTEST OVERTIME GOAL - AGAINST	0:29	Jonathan Huberdeau, Oct. 30 vs. Florida

MISCELLANEOUS

2019-20 REGULAR SEASON

HAT TRICKS

AVALANCHE (3): Tyson Jost, Oct. 19 at Tampa Bay; Joonas Donskoi, Nov. 7 vs. Nashville; Mikko Rantanen, Jan. 4 at New Jersey
 OPPONENT (4): Connor McDavid, Nov. 14 at Edmonton; David Perron, Dec. 16 at St. Louis; Kyle Connor, Dec. 31 vs. Winnipeg; Tyler Toffoli, Feb. 15 vs. Los Angeles at Air Force

PENALTY SHOTS

AVALANCHE (0-2): Valeri Nichushkin, March 9 at Los Angeles (no goal vs. Jonathan Quick); Matt Nieto, March 11 vs. NY Rangers (no goal vs. Alexandar Georgiev)
 OPPONENT (1-2): Nikita Kucherov, Oct. 19 at Tampa Bay (no goal vs. Pavel Francouz); Austin Wagner, Feb. 22 at Los Angeles (goal vs. Pavel Francouz)



MISCELLANEOUS (cont.)

2019-20 REGULAR SEASON

EMPTY NET GOALS

AVALANCHE (13): Joonas Donskoi, Oct. 3 vs. Calgary; Ryan Graves, Oct. 5 vs. Minnesota; Gabriel Landeskog, Oct. 10 vs. Boston; Nathan MacKinnon, Oct. 14 at Washington; Joonas Donskoi, Dec. 4 at Toronto; Gabriel Landeskog, Dec. 7 at Boston; Nathan MacKinnon, Dec. 13 vs. New Jersey; Mikko Rantanen, Dec. 18 at Chicago; Mikko Rantanen, Jan. 4 at New Jersey; Gabriel Landeskog, Jan. 18 vs. St. Louis; Nathan MacKinnon, Jan. 20 vs. Detroit; Gabriel Landeskog, Feb. 11 vs. Ottawa; Erik Johnson, Feb. 29 at Nashville

OPPONENT (12): Jakob Silfverberg, Oct. 26 vs. Anaheim; Zach Hyman, Nov. 23 vs. Toronto; David Perron, Dec. 16 at St. Louis; Sebastian Aho, Dec. 19 vs. Carolina; Connor Murphy, Dec. 21 vs. Chicago; Ryan Suter, Dec. 27 vs. Minnesota; Blake Wheeler, Dec. 31 vs. Winnipeg; Nikolaj Ehlers, Dec. 31 vs. Winnipeg; Artemi Panarin, Jan. 7 at NY Rangers; Scott Laughton, Feb. 1 at Philadelphia; Tyler Toffoli, Feb. 15 vs. Los Angeles at Air Force; Tanner Pearson, March 6 at Vancouver

PULLED GOALIE GOALS (when trailing in 3rd period)

AVALANCHE (1 time, Avs record is 0-0-1): Matt Calvert, Jan. 10 vs. Pittsburgh (19:29 of 3rd period, made game 3-3, Penguins won 4-3 in OT)

OPPONENT (6 times, 5 games – Avs record is 4-0-1): Alex Ovechkin, Oct. 14 at Washington (17:39 of 3rd, made game 5-3, Avs won 6-3); Jonathan Huberdeau, Oct. 30 vs. Florida (18:30 of 3rd, tied game 3-3, Panthers won 4-3 in OT); Alexander Edler, Nov. 16 at Vancouver (17:23 of 3rd, made game 4-3, Avs won 5-4 in OT); Brock Boeser, Nov. 16 at Vancouver (19:00 of 3rd, tied game 4-4, Avs won 5-4 in OT); Noah Gregor, March 8 at San Jose (19:16 of 3rd, made game 3-4, Avs won 4-3); Pavel Buchnevich, March 11 vs. NY Rangers (19:47 of 3rd, made game 2-2, Avs won 3-2 in OT)

OVERTIME GOALS

AVALANCHE (4): Andre Burakovsky, Oct. 12 vs. Arizona; Nathan MacKinnon, Oct. 18 at Florida; Nathan MacKinnon, Nov. 16 at Vancouver; J.T. Compher, March 11 vs. NY Rangers

OPPONENT (7): Brandon Tanev, Oct. 16 at Pittsburgh; Jonathan Huberdeau, Oct. 30 vs. Florida; Sean Monahan, Dec. 9 vs. Calgary; Jared McCann, Jan. 10 vs. Pittsburgh; Esa Lindell, Jan. 14 vs. Dallas; Nikita Kucherov, Feb. 17 vs. Tampa Bay; Rickard Rakell, March 4 vs. Anaheim

2019-20 AVALANCHE MILESTONES

2019-20 REGULAR SEASON

Jared Bednar – 300th game coached (Feb. 9 at Minnesota)

Pierre-Edouard Bellemare – 400th game (Nov. 5 at Dallas)

Andre Burakovsky – 100th assist (Jan. 18 vs. St. Louis)

Matt Calvert – 500th game (Oct. 5 vs. Minnesota)

Matt Calvert – 100th assist (Nov. 12 at Winnipeg)

Matt Calvert – 200th point (Feb. 9 at Minnesota)

Ian Cole – 100th assist (Nov. 30 vs. Chicago)

Ian Cole – 500th game (Dec. 7 at Boston)

J.T. Compher – 200th game (Jan. 16 vs. San Jose)

Joonas Donskoi – 300th game (Nov. 9 vs. Columbus)

Samuel Girard – 200th game (Jan. 10 vs. Pittsburgh)

Erik Johnson – 200th point with the Avalanche (Nov. 14 at Edmonton)

Erik Johnson – 300th point (Feb. 29 at Nashville)

Tyson Jost – 200th game (Feb. 26 vs. Buffalo)

Nazem Kadri – 200th assist (Nov. 1 vs. Dallas)

Nazem Kadri – 600th game (Jan. 4 at New Jersey)

Gabriel Landeskog – 600th game (Dec. 23 vs. Vegas)

Nathan MacKinnon – 500th game (Jan. 7 at NY Rangers)

Nathan MacKinnon – 300th assist (March 2 at Detroit)


Valeri Nichushkin – 100th point (March 2 at Detroit)

Nikita Zadorov – 300th game (Oct. 21 at St. Louis)





2019-20 COLORADO AVALANCHE





JARED BEDNAR

HEAD COACH

SEVENTH HEAD COACH IN AVALANCHE HISTORY | 15TH IN FRANCHISE HISTORY

Jared Bednar completed his fourth season as Colorado's head coach, leading the Avalanche to a second-place finish in the Central Division and the Western Conference with 92 points. The Avs were two points behind St. Louis (94) but played one fewer game than the Blues when the regular season was paused and eventually concluded. Colorado tied Tampa Bay for the third-most points in the NHL behind the Blues and Boston Bruins (100).

Bednar is just the third Avalanche coach since the franchise relocated to lead the club to three straight playoff berths, joining Bob Hartley (four, 1998-02) and Marc Crawford (three, 1995-98).

Named to his position on Aug. 25, 2016, Bednar is the seventh head coach in Avalanche history and the 15th in the history of the franchise. He signed a two-year contract extension through the 2021-22 season on July 9, 2019.

Bednar, 48, owns a 145-136-35 (.514) record in four seasons behind the bench, which includes a 123-80-31 (.592) mark over the past three years. Only Hartley (193) has more wins in Avalanche history. Bednar's 145 victories rank fourth in franchise annals behind Michel Bergeron (265), Hartley (193) and Crawford (165 including one season with Quebec).

Bednar during the 2019-20 season passed Joe Sacco and Patrick Roy (130) for fourth on the Avs win list on Jan. 20, passed Joel Quenneville (131) for third on Feb. 4 and passed Crawford (135) for second on Feb. 11.

A native of Yorkton, Saskatchewan, Bednar led Colorado to its second straight playoff berth in 2018-19—the first Avs team to make back-to-back postseason appearances in 13 years—and also guided the club to its first postseason series win since 2008. He was a finalist for the Jack Adams Award as the NHL's coach of the year during his second season behind the bench in 2017-18, leading the Avs to a playoff berth while equaling the fourth-highest year-to-year improvement in NHL history (from 48 points to 95).

The 2019-20 campaign marks his 18th season of coaching pro hockey, his 10th as a head coach. He posted a .603 win% as a minor league head coach (251-158-42), winning championships in the AHL and ECHL. Bednar was inducted into the ECHL Hall of Fame in 2020.

Bednar played nine seasons of professional hockey, a career that spanned parts of eight seasons in the ECHL and parts of three seasons in the AHL. The defenseman was a member of two Kelly Cup championship teams as a player, 1997 and 2001 with South Carolina.

BEDNAR'S NHL COACHING RECORD

Year	Team	LGE	REGULAR SEASON							Div	PLAYOFFS			
			GP	W	L	OT	PTS	W%	GP		W	L	Playoff Result	
2016-17	Colorado	NHL	82	22	56	4	48	.293	7th/Central	-	-	-	---	
2017-18	Colorado	NHL	82	43	30	9	95	.579	4th/Central	6	2	4	Lost 1st Round	
2018-19	Colorado	NHL	82	38	30	14	90	.549	5th/Central	12	7	5	Lost in 2nd Round	
2019-20	Colorado	NHL	70	42	20	8	92	.657	2nd/Central	-	-	-	---	
Totals			316	145	136	35	325	.514		18	9	9		

BEDNAR'S CAREER COACHING RECORD

Year	Team	LGE	REGULAR SEASON							Div	PLAYOFFS			
			GP	W	L	OL	SL	PTS	W%		GP	W	L	Playoff Result
2007-08	S. Carolina	ECHL	72	47	22	2	1	97	.674	2nd/South	20	10	10	Lost Conf. Final
2008-09	S. Carolina	ECHL	71	42	23	2	4	90	.634	2nd/South	23	16	7	Won Kelly Cup
2010-11	Peoria	AHL	80	42	30	3	5	92	.575	3rd/West	4	0	4	Lost 1st round
2011-12	Peoria	AHL	76	39	33	2	2	82	.539	4th/Midwest	-	-	-	---
2014-15	Springfield	AHL	76	38	28	8	2	86	.566	3rd/NE	-	-	-	---
2015-16	Lake Erie	AHL	76	43	22	6	5	97	.638	2nd/Central	17	15	2	Won Calder Cup
Professional Totals			451	251	158	23	19	544	.603		64	41	23	.641
AHL Totals			308	162	113	19	14	357	.580		21	15	6	.714
ECHL Totals			143	89	45	4	5	187	.654		43	26	17	.605

BEDNAR'S CAREER PLAYING STATISTICS

Season	Team	Lge	REGULAR SEASON						PIM	PLAYOFFS				
			GP	G	A	Pts				GP	G	A	Pts	PIM
1990-91	Saskatoon	WHL	28	1	5	6		30		-	-	-	-	-
1991-92	Spokane	WHL	62	7	17	24		200		7	2	1	3	9
1992-93	Spokane	WHL	16	2	14	16		62		-	-	-	-	-
	Medicine Hat	WHL	9	1	4	5		20		-	-	-	-	-
	Prince Albert	WHL	37	6	16	22		56		-	-	-	-	-
1993-94	Huntington	ECHL	66	8	11	19		115		-	-	-	-	-
1994-95	Huntington	ECHL	64	9	36	45		211		2	0	2	2	4
1995-96	Huntington	ECHL	25	4	10	14		90		-	-	-	-	-
1996-97	South Carolina	ECHL	39	2	22	24		126		8	0	0	0	26
	St. John's	AHL	55	1	2	3		151		-	-	-	-	-
1997-98	South Carolina	ECHL	15	1	2	3		28		15	1	4	5	59
	Rochester	AHL	19	0	2	2		49		-	-	-	-	-
1998-99	South Carolina	ECHL	36	4	4	8		126		5	1	2	3	17
	Grand Rapids	IHL	74	3	18	21		220		-	-	-	-	-
1999-00	South Carolina	ECHL	61	4	13	17		214		10	0	2	2	25
	Rochester	AHL	-	-	-	-		-		1	0	0	0	0
2000-01	South Carolina	ECHL	57	6	9	15		155		15	0	5	5	24
2001-02	South Carolina	ECHL	71	5	23	28		145		1	0	0	0	2

COLORADO AVALANCHE ASSISTANT COACHES



RAY BENNETT

Assistant Coach



NOLAN PRATT

Assistant Coach



JUSSI PARKKILA

Goaltending Coach



BRETT HEILMICH

Video Coach



44 MARK BARBERIO

DEFENSEMAN HEIGHT: 6-1 WEIGHT: 200 LBS. SHOOTS: LEFT
BORN: MARCH 23, 1990 (MONTREAL, QUEBEC)

Draft: Tampa Bay's fifth selection (sixth round, 152nd overall) in the 2008 NHL Entry Draft
Acquired: Claimed by Colorado on waivers, Feb. 2, 2017

THIS SEASON

- Dressed in 21 games for the Avalanche, posting two assists with a +3 plus/minus rating.
- Missed the Dec. 31 contest vs. Winnipeg (illness).
- Loaned to the Colorado Eagles (AHL) on a conditioning assignment, Feb. 5, and returned on Feb. 13.
- Was used as a forward on Feb. 29 at Nashville, March 9 at Los Angeles and March 11 vs. NY Rangers.

2019-20 SEASON HIGHS

GOALS: 0 (21 times) **TOI:** 18:30 (10/10 vs. BOS)
ASSISTS: 1 (2 times) **SHOTS:** 3 (4 times)
POINTS: 1 (2 times) **HITS:** 2 (4 times)
PIM: 4 (11/7 vs. NSH) **+/-:** +2 (12/11 vs. PHI)

CAREER STATISTICS

SEASON	TEAM	LEAGUE	REGULAR SEASON											PLAYOFFS				
			GP	G	A	PTS	PIM	+/-	PP	SH	GW			GP	G	A	PTS	PIM
2006-07	Cape Breton	QMJHL	41	2	8	10	42	-	-	-	-	-	-	-	-	-	-	-
	Moncton	QMJHL	19	1	6	7	21	-	-	-	-	-	-	7	0	2	2	8
2007-08	Moncton	QMJHL	70	11	35	46	75	-	-	-	-	-	-	-	-	-	-	-
2008-09	Moncton	QMJHL	66	15	30	45	42	-	-	-	-	-	-	10	0	4	4	8
2009-10	Moncton	QMJHL	65	17	43	60	72	-	-	-	-	-	-	21	5	17	22	12
2010-11	Norfolk	AHL	68	9	22	31	28	-	-	-	-	-	-	6	1	0	1	4
2011-12	Norfolk	AHL	74	13	48	61	39	-	-	-	-	-	-	18	2	7	9	12
2012-13	Syracuse	AHL	73	8	34	42	44	-	-	-	-	-	-	18	3	12	15	18
	Tampa Bay	NHL	2	0	0	0	0	-2	0	0	0	0	-	-	-	-	-	-
2013-14	Tampa Bay	NHL	49	5	5	10	28	+10	1	0	0	0	2	0	0	0	0	6
2014-15	Tampa Bay	NHL	52	1	6	7	16	-4	0	0	0	0	1	0	0	0	0	0
2015-16	St. John's	AHL	26	2	18	20	25	-	-	-	-	-	-	-	-	-	-	-
	Montreal	NHL	30	2	8	10	6	0	0	0	0	0	-	-	-	-	-	-
2016-17	St. John's	AHL	20	3	15	18	28	-	-	-	-	-	-	-	-	-	-	-
	Montreal	NHL	26	0	4	4	10	+1	0	0	0	0	-	-	-	-	-	-
	Colorado	NHL	34	2	7	9	4	-6	1	0	0	0	-	-	-	-	-	-
2017-18	Colorado	NHL	46	3	10	13	31	+6	0	1	1	1	6	0	1	1	6	6
2018-19	Colorado	NHL	12	1	0	1	4	-6	0	0	0	0	-	-	-	-	-	-
2019-20	Colorado	NHL	21	0	2	2	16	+3	0	0	0	0	-	-	-	-	-	-
	Colorado	AHL	4	0	0	0	6	-	-	-	-	-	-	-	-	-	-	-
NHL TOTALS			272	14	42	56	115	+2	2	1	1	1	9	0	1	1	12	12

STANLEY CUP PLAYOFFS

2018-19

- Was on the Avalanche's postseason roster but did not dress in any playoff games.

2017-18

- Appeared in all six postseason contests, tallying one assist while finishing third on the club in average ice time (22:18).
- Recorded his first career playoff point with an assist in Game 3 of the first-round series against Nashville on April 16 at Pepsi Center.

2014-15

- Dressed in one playoff contest with the Lightning, who advanced to the Stanley Cup Final.
- Logged 8:44 of ice time in Game 4 of the Eastern Conference Final against the New York Rangers on May 22 in Tampa.

2013-14

- Made his Stanley Cup playoff debut, skating in two games with the Lightning in their first-round series loss to the Canadiens.
- Appeared in his first career playoff contest in Game 3 at Montreal on April 20.
- Also dressed in Game 4 in Montreal on April 22.



41

PIERRE-EDOUARD BELLEMARE

CENTER HEIGHT: 6-0 WEIGHT: 198 LBS. SHOOTS: LEFT
BORN: MARCH 6, 1985 (LE BLANC-MESNIL, FRANCE)

Draft: Undrafted - signed by Philadelphia as a free agent June 11, 2014
Acquired: Signed by Colorado as a free agent, July 1, 2019

THIS SEASON

- Set career highs in points (22), goals (9) and assists (13).
- Led the Avalanche in takeaways (53).
- Ranked second on the club in shorthanded goals (2-tied).
- Won 53.0% of his faceoffs, second among Avalanche players who qualified.
- Had seven points (3g/4a) in October, a career high for a single month.
- Scored goals in back-to-back games, Oct. 5-10, matching his career-long goal streak.
- Recorded his first career three-point game (1g/2a) on Oct. 25 at Vegas.
- Appeared in his 400th NHL game on Nov. 5 at Dallas.
- Became the third French-born player in NHL history to reach 400 contests, joining Paul MacLean (719) and Antoine Roussel (478).
- Left the Nov. 9 game vs. Columbus due to a head injury, forcing him to sit out on Nov. 12 at Winnipeg.
- Recorded his first career two-goal game on Dec. 23 at Vegas.

2019-20 SEASON HIGHS

GOALS: 2 (12/23 vs. VGK)

TOI: 18:12 (3/11 vs. NYR)

ASSISTS: 2 (2 times)

SHOTS: 5 (1/16 vs. SJS)

POINTS: 3 (10/25 vs. VGK)

HITS: 4 (2/28 vs. CAR)

PIM: 5 (3/4 vs. ANA)

+/-: +3 (10/25 vs. VGK)

CAREER STATISTICS

SEASON	TEAM	LEAGUE	REGULAR SEASON											PLAYOFFS				
			GP	G	A	PTS	PIM	+/-	PP	SH	GW	GP	G	A	PTS	PIM		
2003-04	Rouen U22	France U22	14	12	18	30	40	-	-	-	-	2	4	4	8	2		
	Rouen	France	22	10	10	20	16	-	-	-	-	4	1	1	2	4		
	France	WJC D1	5	0	0	0	6	-	-	-	-	-	-	-	-	-		
	France	WC	3	0	0	0	2	-	-	-	-	-	-	-	-	-		
2004-05	Rouen U22	France U22	4	4	9	13	6	-	-	-	-	-	-	-	-	-		
	Rouen	France	28	4	15	19	20	-	-	-	-	12	7	5	12	6		
	France	WJC D1	5	5	1	6	18	-	-	-	-	-	-	-	-	-		
	France	WC D1	5	1	0	1	0	-	-	-	-	-	-	-	-	-		
2005-06	Rouen U22	France U22	3	2	3	5	0	-	-	-	-	-	-	-	-	-		
	Rouen	France	26	12	17	29	24	-	-	-	-	9	2	7	9	6		
2006-07	Leksands	Allsvenskan	44	8	11	19	24	-	-	-	-	-	-	-	-	-		
	France	WC D1	5	2	3	5	2	-	-	-	-	-	-	-	-	-		
2007-08	Leksands J20	SuperElit	2	1	0	1	4	-	-	-	-	-	-	-	-	-		
	Leksands	Allsvenskan	40	14	15	29	12	-	-	-	-	-	-	-	-	-		
2008-09	France	WC	5	0	0	0	18	-	-	-	-	-	-	-	-	-		
	Leksands	Allsvenskan	41	31	18	49	113	-	-	-	-	-	-	-	-	-		
2009-10	France	WC	6	2	1	3	2	-	-	-	-	-	-	-	-	-		
	Skellefteå	SHL	49	9	5	14	16	-	-	-	-	12	2	7	9	8		
2010-11	France	WC	6	1	2	3	4	-	-	-	-	-	-	-	-	-		
	Skellefteå	SHL	53	10	8	18	20	-	-	-	-	16	1	4	5	0		
2011-12	France	WC	6	1	1	2	2	-	-	-	-	-	-	-	-	-		
	Skellefteå	SHL	55	19	17	36	40	-	-	-	-	15	4	8	12	12		
2012-13	France	WC	5	2	4	6	4	-	-	-	-	-	-	-	-	-		
	Skellefteå AIK	SHL	29	6	16	22	47	-	-	-	-	9	0	1	1	2		
2013-14	France	WC	7	1	3	4	0	-	-	-	-	-	-	-	-	-		
	Skellefteå	SHL	52	20	15	35	32	-	-	-	-	14	9	5	14	6		
2014-15	France	WC	8	3	5	8	6	-	-	-	-	-	-	-	-	-		
	Philadelphia	NHL	81	6	6	12	18	-3	0	0	1	-	-	-	-	-		
2015-16	Philadelphia	NHL	74	7	7	14	27	-8	0	1	1	5	0	1	1	15		
	France	WC	7	1	3	4	0	-	-	-	-	-	-	-	-	-		
2016-17	Philadelphia	NHL	82	4	4	8	20	-1	0	0	0	-	-	-	-	-		
	Team Europe	W-Cup	6	1	1	2	4	-	-	-	-	-	-	-	-	-		
2017-18	France	WC	7	2	2	4	4	-	-	-	-	-	-	-	-	-		
	Vegas	NHL	72	6	10	16	14	+5	0	0	1	20	0	3	3	14		
2018-19	Vegas	NHL	76	6	9	15	6	+2	0	2	0	6	0	0	0	2		
	Colorado	NHL	69	9	13	22	17	+2	0	2	0	-	-	-	-	-		
NHL TOTALS			454	38	49	87	102	-3	0	5	3	31	0	4	4	31		

STANLEY CUP PLAYOFFS

2018-19

- Dressed in six playoff contests for the Knights (0g/0a).
- Missed Game 7 of the first round series at San Jose due to injury.
- Led all Vegas forwards in average shorthanded TOI (2:52) during the postseason.

2017-18

- Helped Vegas reach the Stanley Cup Final in its inaugural season.
- Appeared in all 20 postseason games and finished with three points (0g/3a).
- Ranked first among Knights forwards in average shorthanded ice time (2:28).

2015-16

- Appeared in five games during the postseason and recorded one assist.
- Made his Stanley Cup Playoff debut in Game 1 of the first round series at Washington on April 14.
- Notched his first playoff point with an assist in Game 5 at Washington on April 22.



95 ANDRE BURAKOVSKY

LEFT WING HEIGHT: 6-3 WEIGHT: 201 LBS. SHOOTS: LEFT
BORN: FEBRUARY 9, 1995 (KLAGENFURT, AUSTRIA)

Draft: Washington's first selection (first round, 23rd overall) in the 2013 NHL Entry Draft
Acquired: Trade with Washington, June 28, 2019

THIS SEASON

- Reached the 20-goal mark for the first time in his career and also set personal highs in points (45) and assists (25).
- Finished third on the Avalanche in goals and points and was fourth in assists.
- Led the team with a career-high six game-winning goals, tied for 10th in the NHL.
- Led the club and ranked sixth in the NHL in shooting percentage (19.4%).
- Shared the team lead in multi-goal games (4) and ranked second in multi-point efforts (13).
- Missed nine of the final 10 games of the season due to injury.
- Scored his second career OT goal on Oct. 12 vs. Arizona.
- Missed three games due to an upper-body injury, Nov. 29–Dec. 4.
- Tallied his 100th career assist on Jan. 18 vs. St. Louis.
- Recorded a career-high four points (1g/3a) on Feb. 4 at Buffalo.

2019-20 SEASON HIGHS

GOALS: 2 (4 times) **TOI:** 24:28 (2/17 vs. TBL)
ASSISTS: 3 (2/4 vs. BUF) **SHOTS:** 5 (11/14 vs. EDM)
POINTS: 4 (2/4 vs. BUF) **HITS:** 3 (2/8 vs. CBJ)
PIM: 4 (10/21 vs. STL) **+/-:** +3 (2/4 vs. BUF)

CAREER STATISTICS

SEASON	TEAM	LEAGUE	REGULAR SEASON											PLAYOFFS					
			GP	G	A	PTS	PIM	+/-	PP	SH	GW			GP	G	A	PTS	PIM	
2011-12	Malmö J18	J18 Elit	9	6	8	14	14	-	-	-	-			4	2	4	6	0	
	Malmö J20	SuperElit	42	17	25	42	43	-	-	-	-			5	1	4	5	2	
	Malmö	Allsvenskan	10	0	1	1	0	-	-	-	-			3	0	0	0	0	
2012-13	Malmö J18	J18 Elit	1	2	2	4	0	-	-	-	-			-	-	-	-	-	
	Malmö J18	J18 Allsvenskan	2	4	2	6	2	-	-	-	-			4	3	3	6	0	
	Malmö J20	SuperElit	13	3	4	7	8	-	-	-	-			3	1	2	3	8	
	Malmö	Allsvenskan	43	4	7	11	8	-	-	-	-			-	-	-	-	-	
2013-14	Erie	OHL	57	41	46	87	35	-	-	-	-			14	10	3	13	2	
	Sweden	WJC	7	3	4	7	0	-	-	-	-			-	-	-	-	-	
2014-15	Washington	NHL	53	9	13	22	10	+12	2	0	2			11	2	1	3	0	
	Hershey	AHL	13	3	4	7	6	0	-	-	-			1	1	0	1	0	
2015-16	Washington	NHL	79	17	21	38	12	+4	0	0	1			12	1	0	1	6	
	Sweden	WC	3	1	0	1	12	0	-	-	-			-	-	-	-	-	
2016-17	Washington	NHL	64	12	23	35	14	+13	2	0	1			13	3	3	6	2	
2017-18	Washington	NHL	56	12	13	25	27	+3	2	0	5			13	2	4	6	4	
2018-19	Washington	NHL	76	12	13	25	14	+2	1	0	4			7	1	1	2	0	
2019-20	Colorado	NHL	58	20	25	45	22	+11	2	0	6			-	-	-	-	-	
NHL TOTALS			386	82	108	190	99	+45	9	0	19			56	9	9	18	12	

STANLEY CUP PLAYOFFS

2018-19

- Dressed in all seven games of Washington's first-round series loss to Carolina.
- Scored a goal in Game 7 against the Hurricanes at home on April 24.

2017-18

- Helped Washington capture its first Stanley Cup championship, returning to the lineup after missing the first two rounds and recording six points (2g/4a) in 13 postseason games.

STANLEY CUP PLAYOFFS (cont.)

- Scored two goals in Game 7 of the Eastern Conference Final at Tampa Bay on May 23.
- Registered two assists in Game 2 of the Stanley Cup Final at Vegas on May 30, which included a helper on the game-winning goal.

2016-17

- Tallied six points (3g/3a) in 13 playoff contests for Washington.
- Scored two goals in Game 6 of the second-round series at Pittsburgh on May 8.

2015-16

- Recorded one goal (1g/0a) in 12 postseason contests.

2014-15

- Recorded three points (2g/1a) in 11 postseason contests for Washington.
- Made his Stanley Cup Playoff debut in Game 4 of the first round series at the NY Islanders on April 21.
- Earned his first career playoff point with an assist in Game 3 of the second round series vs. NY Rangers on May 4.
- Scored two goals, including the game-winning tally, in Game 4 vs. NY Rangers on May 6.

- Became only the second rookie in the last 75 years to record a multi-goal playoff game while scoring every one of his team's goals, joining Gilbert Dionne, who scored each of Montreal's goals in the Canadiens' 2-0 victory against the Hartford Whalers on April 19, 1992.
- Burakovsky is the fourth rookie in Capitals playoff history to score his first two playoff goals in the same game and the second to do so that year, joining Evgeny Kuznetsov (April 23 vs. NY Islanders).
- In addition, Burakovsky became the fifth rookie in franchise history to score two goals in a playoff game, joining Kuznetsov, Marcus Johansson (April 20, 2011 at NY Rangers), Richard Zednik (May 28, 1998 at Buffalo) and Sergei Gonchar (May 6, 1995 at Pittsburgh).



11 MATT CALVERT

LEFT WING HEIGHT: 5-11 WEIGHT: 186 LBS. SHOOTS: LEFT
BORN: DECEMBER 24, 1989 (BRANDON, MANITOBA)

Draft: Columbus' fifth selection (fifth round, 127th overall) in the 2008 NHL Entry Draft
Acquired: Signed by Colorado as a free agent, July 1, 2018

THIS SEASON

- Led the Avalanche with three shorthanded goals, tied for fifth in the NHL.
- Finished tied for fourth on the club in plus/minus rating (+13).
- Ranked first on the squad in fighting majors (5).
- Missed the final 13 games of the regular season due to a lower-body injury.
- Was placed on IR, Feb. 16 (retroactive to Feb. 15).
- Opened the season by recording helpers in each of the first three games (Oct. 5-10), matching his career-long assist streak.
- Appeared in his 500th NHL game on Oct. 5 vs. Minnesota.
- Logged two fighting majors on Oct. 19 at Tampa Bay, the first Avs player

to have two fights in the same game since Cody McLeod on Feb. 14, 2015 against Dallas.

- Did not dress on Dec. 7 at Boston (personal).
- Picked up his 100th NHL assist on Nov. 12 at Winnipeg.
- Missed six games after leaving the Nov. 16th contest at Vancouver (head injury).
- Placed on IR, Nov. 18 (retro to Nov. 16) and activated on Dec. 4.
- Finished third on the club with six goals in December, his second-most ever in one month (eight in February 2010).
- Recorded his 200th NHL point on Feb. 9 at Minnesota.

2019-20 SEASON HIGHS

GOALS: 2 (3 times) **TOI:** 19:33 (11/9 vs. CBJ)
ASSISTS: 2 (11/12 vs. WPG) **SHOTS:** 5 (2 times)
POINTS: 2 (6 times) **HITS:** 6 (12/28 vs. DAL)
PIM: 10 (10/19 vs. TBL) **+/-:** +3 (10/25 vs. VGK)

CAREER STATISTICS

SEASON	TEAM	LEAGUE	REGULAR SEASON										PLAYOFFS				
			GP	G	A	PTS	PIM	+/-	PP	SH	GW		GP	G	A	PTS	PIM
2007-08	Brandon	WHL	72	24	40	64	53	-	-	-	-		6	1	2	3	2
2008-09	Brandon	WHL	58	28	39	67	58	-	-	-	-		12	9	8	17	22
2009-10	Brandon	WHL	68	47	52	99	70	-	-	-	-		15	9	7	16	15
2010-11	Springfield	AHL	38	13	12	25	12	-	-	-	-		-	-	-	-	-
	Columbus	NHL	42	11	9	20	12	3	3	0	1		-	-	-	-	-
2011-12	Columbus	NHL	13	0	3	3	16	-5	0	0	0		-	-	-	-	-
	Springfield	AHL	56	17	19	36	52	-	-	-	-		-	-	-	-	-
2012-13	Springfield	AHL	34	10	11	21	39	-	-	-	-		-	-	-	-	-
	Columbus	NHL	42	9	7	16	32	-9	0	1	2		-	-	-	-	-
2013-14	Columbus	NHL	56	9	15	24	53	-1	2	0	1		6	2	2	4	4
2014-15	Columbus	NHL	56	13	10	23	28	1	0	0	3		-	-	-	-	-
2015-16	Columbus	NHL	73	11	13	24	51	1	1	0	1		-	-	-	-	-
2016-17	Columbus	NHL	65	10	5	15	48	-4	0	3	1		4	1	1	2	4
2017-18	Columbus	NHL	69	9	15	24	33	-10	1	2	0		6	3	1	4	4
2018-19	Colorado	NHL	82	11	15	26	58	-10	1	0	0		8	0	4	4	18
2019-20	Colorado	NHL	50	12	13	25	39	+13	0	3	1		-	-	-	-	-
NHL TOTALS			548	95	105	200	370	-21	8	9	10		24	6	8	14	30

STANLEY CUP PLAYOFFS

2018-19

- Appeared in eight of Colorado's 12 postseason contests, missing four games of the second-round series against San Jose due to an upper-body injury.
- Set a playoff career high with two assists in Game 2 at San Jose on April 28.

STANLEY CUP PLAYOFFS (cont.)

2017-18

- Led the Blue Jackets with three goals (3g/1a) in six games during the 2018 postseason.
- Also ranked first on the club in plus/minus rating (+4) and his four points tied him for third on the squad.
- Scored the overtime winner in Game 2 of the first-round series at Washington on April 15.
- It was his second career OT goal in the Stanley Cup Playoffs (also April 19, 2014 at Pittsburgh).
- Tied his career playoff high with two goals in Game 5 at Washington on April 21.

2016-17

- Skated in four of Columbus' five postseason contests, tallying a goal and one assist.
- Was suspended for Game 3 of the first-round series against Pittsburgh for cross-checking during Game 2 on April 14.

2013-14

- Recorded four points (2g/2a) while appearing in all six postseason contests for the Blue Jackets.
- Shared the team lead in plus/minus rating (+2) and finished tied for third in goals.
- Made his Stanley Cup Playoff debut in Game 1 of the first-round series at Pittsburgh on April 16.
- Scored his first two career playoff goals, including the OT game winner, in Game 2 at Pittsburgh on April 19.



28 IAN COLE

DEFENSEMAN HEIGHT: 6-1 WEIGHT: 225 LBS. SHOOTS: LEFT
BORN: FEBRUARY 21, 1989 (ANN ARBOR, MICHIGAN)

Drafted: St. Louis' second pick (first round, 18th overall) in the 2007 NHL Entry Draft
Acquired: Signed by Colorado as a free agent, July 1, 2018

THIS SEASON

- Set a new career high in assists (22) and tied his personal best in points (26).
- Finished second on the team in blocked shots (122) and third in plus/minus rating (+21).
- Cole's +21 rating was the second-highest mark of his career.
- Finished third among Avalanche defensemen in goals (4-tied), assists (22) and points (26-tied).
- Began the season as Injured Non-Roster (hip), forcing him to miss the first four games.
- Was a career-best +4 on Oct. 18 at Florida.
- Tallied his 100th career assist on Nov. 30 vs. Chicago.
- Scored the game-winning goal in his 500th NHL contest on Dec. 7 at Boston.

2019-20 SEASON HIGHS

GOALS: 1 (4 times) **TOI:** 23:16 (3/4 vs. ANA)
ASSISTS: 2 (2 times) **SHOTS:** 5 (2 times)
POINTS: 2 (4 times) **HITS:** 4 (2 times)
PIM: 4 (3 times) **+/-:** +4 (10/18 vs. FLA)

CAREER STATISTICS

SEASON	TEAM	LEAGUE	REGULAR SEASON										PLAYOFFS			
			GP	G	A	PTS	PIM	+/-	PP	SH	GW		GP	G	A	PTS
2005-06	U.S. Nat'l U-17	USA	18	2	1	3	14	-	-	-	-	-	-	-	-	-
	U.S. Nat'l U-17	NAHL	40	2	8	10	75	-	-	-	-	-	-	-	-	-
2006-07	U.S. Nat'l U-18	USA	42	6	11	17	36	-	-	-	-	-	-	-	-	-
	U.S. Nat'l U-18	NAHL	16	2	7	9	28	-	-	-	-	-	-	-	-	-
2007-08	Notre Dame	CCHA	43	8	12	20	40	-	-	-	-	-	-	-	-	-
	United States	WJC	6	0	0	0	6	-	-	-	-	-	-	-	-	-
2008-09	Notre Dame	CCHA	38	6	20	26	58	-	-	-	-	-	-	-	-	-
	United States	WJC	6	2	2	4	4	-	-	-	-	-	-	-	-	-
2009-10	Notre Dame	CCHA	30	3	16	19	55	-	-	-	-	-	-	-	-	-
	Peoria	AHL	9	1	4	5	4	-	-	-	-	-	-	-	-	-
2010-11	Peoria	AHL	44	5	10	15	63	-	-	-	-	-	-	-	-	-
	St. Louis	NHL	26	1	3	4	35	+6	0	0	0	-	-	-	-	-
2011-12	Peoria	AHL	22	1	3	4	26	-	-	-	-	-	-	-	-	-
	St. Louis	NHL	26	1	5	6	22	+7	0	0	0	2	0	0	0	0
2012-13	Peoria	AHL	34	3	11	14	43	-	-	-	-	-	-	-	-	-
	St. Louis	NHL	15	0	1	1	10	-4	0	0	0	-	-	-	-	-
2013-14	St. Louis	NHL	46	3	8	11	31	+15	0	0	0	-	-	-	-	-
2014-15	St. Louis	NHL	54	4	5	9	44	+16	0	0	0	-	-	-	-	-
	Pittsburgh	NHL	20	1	7	8	7	-2	0	0	0	5	0	2	2	8
2015-16	Pittsburgh	NHL	70	0	12	12	59	-3	0	0	0	24	1	2	3	14
2016-17	Pittsburgh	NHL	81	5	21	26	72	+26	0	0	1	25	0	9	9	22
2017-18	Pittsburgh	NHL	47	3	10	13	52	+3	0	0	0	-	-	-	-	-
	Columbus	NHL	20	2	5	7	24	+11	0	0	0	6	0	3	3	2
2018-19	Colorado	NHL	71	2	13	15	115	-1	0	0	0	12	0	5	5	16
2019-20	Colorado	NHL	65	4	22	26	36	+21	0	0	1	-	-	-	-	-
NHL TOTALS			541	26	112	138	507	+95	0	0	2	74	1	21	22	62

STANLEY CUP PLAYOFFS

2018-19

- Shared the team lead in plus/minus rating (+6) and ranked first on the club in blocked shots (35)
- Finished third among Colorado defensemen in scoring with five points (0g/5a)
- Tied his playoff career high with two assists in Game 3 of the first round vs. Calgary on April 15, his second career multi-point outing in the postseason.

2017-18

- Recorded three assists (0g/3a) in six playoff contests for Columbus.

STANLEY CUP PLAYOFFS (cont.)

2016-17

- Helped the Penguins capture their second-straight Stanley Cup, the first NHL franchise to win back-to-back championships since the Detroit Red Wings in 1997 and 1998.
- Appeared in all 25 postseason contests and tallied nine points (0g/9a), second among Pittsburgh defensemen.
- His nine assists tied for first among Pens rearguards, and he led the NHL with 62 blocked shots.
- Finished second on the club in short-handed time-on-ice (2:31).
- Recorded his first career playoff multi-point game with a pair of assists in Game 2 of the first-round series against Columbus (April 14 in Pittsburgh).
- Posted a "plus" rating in six consecutive playoff contests from May 19-31.

2015-16

- Skated in all 24 playoff games in helping the Penguins win the 2016 Stanley Cup.
- Tallied a goal and two assists while leading the Pens in blocked shots (52) and short-handed time-on-ice (2:46).
- Scored his first career playoff goal in Game 4 of the Stanley Cup Final at San Jose (June 6), giving the Penguins a 1-0 lead en route to a 3-1 victory and 3-1 series lead.
- It was his only goal of the 2015-16 campaign, including the regular season.

2014-15

- Appeared in all five postseason contests with the Penguins, notching two assists (0g/2a).
- Recorded his first career playoff point with an assist in Game 2 of the first-round series at Madison Square Garden against the Rangers.

2011-12

- Saw his first action in the Stanley Cup Playoffs, dressing in two games for the Blues.
- Made his Stanley Cup Playoff debut in Game 2 of the Western Conference Semifinal against Los Angeles on April 20.



37 J.T. COMPTON

LEFT WING HEIGHT: 6-0 WEIGHT: 190 LBS. SHOOTS: RIGHT
BORN: APRIL 8, 1995 (NORTHBROOK, ILLINOIS)

Draft: Buffalo's third choice (second round, 35th overall) in the 2013 NHL Entry Draft
Acquired: Trade with Buffalo, June 26, 2015

THIS SEASON

- Set a career high with 20 assists and his 31 points fell one shy of his career-best total set in 2018-19.
- Tied for the league lead with three shorthanded assists, the most by an Avalanche player since 2009-10 (T.J. Galiardi, three).
- Recorded a personal-high +9 plus/minus rating.
- Missed three games, Oct. 10-14, due to a lower-body injury.
- Placed on IR (retroactive to Oct. 5) on Oct. 14 and activated on Oct. 16.
- Tied his career high with three points (1g/2a) on Nov. 29 at Chicago, his second three-point game (his first was also in Chicago in 2018-19).
- Matched his career best with two goals on Jan. 7 at NY Rangers (fourth multi-goal effort).
- Dressed in his 200th NHL game on Jan. 16 vs. San Jose.
- Scored his third career overtime goal on March 11 vs. NY Rangers.

2019-20 SEASON HIGHS

GOALS: 2 (1/7 vs. NYR) **TOI:** 25:38 (3/11 vs. NYR)
ASSISTS: 2 (5 times) **SHOTS:** 5 (11/27 vs. EDM)
POINTS: 3 (11/29 vs. CHI) **HITS:** 2 (8 times)
PIM: 2 (9 times) **+/-:** +2 (7 times)

CAREER STATISTICS

SEASON	TEAM	LEAGUE	REGULAR SEASON										PLAYOFFS				
			GP	G	A	PTS	PIM	+/-	PP	SH	GW	GP	G	A	PTS	PIM	
2011-12	U.S. Nat'l U-17	NTDP	17	8	15	23	18	-	-	-	-	-	-	-	-	-	
	U.S. Nat'l U-17	USHL	32	13	14	27	37	-	-	-	-	-	-	-	-	-	
	U.S. Nat'l U-18	NTDP	9	4	3	7	4	-	-	-	-	-	-	-	-	-	
2012-13	U.S. Nat'l U-18	NTDP	31	11	15	26	18	-	-	-	-	-	-	-	-	-	
	U.S. Nat'l U-18	USHL	21	7	17	24	23	-	-	-	-	-	-	-	-	-	
2013-14	Univ. of Michigan	Big Ten	35	11	20	31	22	-	-	-	-	-	-	-	-	-	
2014-15	Univ. of Michigan	Big Ten	34	12	12	24	40	-	-	-	-	-	-	-	-	-	
	United States	WJC	5	0	0	0	0	-	-	-	-	-	-	-	-	-	
2015-16	Univ. of Michigan	Big Ten	38	16	47	63	28	-	-	-	-	-	-	-	-	-	
	United States	WC	10	1	2	3	2	-	-	-	-	-	-	-	-	-	
2016-17	San Antonio	AHL	41	13	17	30	22	-	-	-	-	-	-	-	-	-	
	Colorado	NHL	21	3	2	5	4	0	1	0	1	-	-	-	-	-	
	United States	WC	8	2	0	2	0	-	-	-	-	-	-	-	-	-	
2017-18	Colorado	NHL	69	13	10	23	20	-29	4	2	3	6	0	3	3	2	
2018-19	Colorado	NHL	66	16	16	32	31	-8	4	3	3	12	4	2	6	0	
2019-20	Colorado	NHL	67	11	20	31	18	+9	1	0	3	-	-	-	-	-	
NHL TOTALS			223	43	48	91	73	-28	10	5	10	18	4	5	9	2	

STANLEY CUP PLAYOFFS

2018-19

- Finished tied for third on the Avalanche with four goals and added two assists in 12 contests.
- Scored the equalizer with 2:39 left in regulation for his first career playoff goal in Colorado's 3-2 overtime victory at Calgary in Game 2 of the first round series (April 13).
- Finished with three points (2g/1a) in five games during the first round, with both goals coming in the third period of overtime victories (Games 2 and 4).
- Set a playoff career high with two goals and three points in Game 6 of the second-round series against San Jose, becoming the first Avalanche player to record three or more points in an elimination game since Alex Tanguay in Game 7 of the 2001 Stanley Cup Final.

2017-18

- Recorded three assists (0g/3a) in six postseason games for the Avalanche.
- His three helpers tied for third on the squad.
- Made his Stanley Cup Playoff debut in Game 1 of the first-round series at Nashville on April 12.
- Recorded his first career playoff point with an assist in Game 2 at Nashville on April 14.
- Assisted on the game-winning goal with 1:28 left in regulation in Game 5 at Nashville on April 20.



7 KEVIN CONNAUTON

DEFENSEMAN HEIGHT: 6-2 WEIGHT: 205 LBS. SHOOTS: LEFT
BORN: FEBRUARY 23, 1990 (EDMONTON, ALBERTA)

Draft: Vancouver's third choice (third round, 83rd overall) in the 2009 NHL Entry Draft
Acquired: Trade with Arizona, June 25, 2019

THIS SEASON

- Skated in 38 games for the Colorado Eagles (AHL), totaling 27 points (5g/22a), and also dressed in four games for the Avalanche (0g/0a).
- Was recalled from the Eagles for the third and final time on March 5.
- Opened the season in the AHL, appearing in two games for the Eagles (0g/0a).
- Was recalled by the Avalanche on Oct. 8 and reassigned on Oct. 16.
- Recalled for a second time on Nov. 11 and reassigned on Nov. 16.
- Made his Avalanche debut on Nov. 14 at Edmonton.

2019-20 SEASON HIGHS

GOALS: 0 (4 times) **TOI:** 18:50 (3/6 vs. VAN)
ASSISTS: 0 (4 times) **SHOTS:** 2 (2 times)
POINTS: 0 (4 times) **HITS:** 3 (11/14 vs. EDM)
PIM: 0 (4 times) **+/-:** 0 (2 times)

STANLEY CUP PLAYOFFS

2013-14
- Made his Stanley Cup Playoff debut, skating in four games against Anaheim in the opening round.
- Appeared in his first career postseason contest in Game 2 at Anaheim on April 18.

CAREER STATISTICS

SEASON	TEAM	LEAGUE	REGULAR SEASON										PLAYOFFS				
			GP	G	A	PTS	PIM	+/-	PP	SH	GW		GP	G	A	PTS	PIM
2006-07	Ft. Sask.	AJHL	1	0	0	0	0	-	-	-	-	-	-	-	-	-	-
2007-08	Spruce Grove	AJHL	56	13	32	45	59	-	-	-	-	-	15	5	0	5	18
2008-09	W. Michigan	CCHA	40	7	11	18	44	-	-	-	-	-	-	-	-	-	-
2009-10	Vancouver	WHL	69	24	48	72	107	-	-	-	-	-	16	3	10	13	21
2010-11	Manitoba	AHL	73	11	12	23	51	-	-	-	-	-	6	1	0	1	0
2011-12	Chicago	AHL	73	13	20	33	58	-	-	-	-	-	5	0	1	1	8
2012-13	Chicago	AHL	60	7	18	25	67	-	-	-	-	-	-	-	-	-	-
	Texas	AHL	9	2	4	6	6	-	-	-	-	-	9	2	3	5	6
2013-14	Dallas	NHL	36	1	7	8	16	-6	0	0	0	0	4	0	0	0	16
	Texas	AHL	6	0	1	1	23	-	-	-	-	-	-	-	-	-	-
2014-15	Dallas	NHL	8	0	2	2	6	+4	0	0	0	0	-	-	-	-	-
	Columbus	NHL	54	9	10	19	29	+1	0	0	4	-	-	-	-	-	-
2015-16	Columbus	NHL	27	1	7	8	21	+10	0	0	0	0	-	-	-	-	-
	Arizona	NHL	38	4	5	9	39	-3	0	0	0	-	-	-	-	-	-
2016-17	Arizona	NHL	24	0	1	1	24	-1	0	0	0	0	-	-	-	-	-
	Tucson	AHL	2	1	2	3	2	-	-	-	-	-	-	-	-	-	-
2017-18	Arizona	NHL	73	11	10	21	20	+3	0	0	3	-	-	-	-	-	-
2018-19	Arizona	NHL	50	1	7	8	22	-2	0	0	0	-	-	-	-	-	-
2019-20	Colorado	NHL	4	0	0	0	0	-2	0	0	0	-	-	-	-	-	-
	Colorado	AHL	38	5	22	27	36	-	-	-	-	-	-	-	-	-	-
NHL TOTALS			314	27	49	76	177	+4	0	0	7		4	0	0	0	16



72 JOONAS DONSKOI

RIGHT WING HEIGHT: 6-0 WEIGHT: 190 LBS. SHOOTS: RIGHT
BORN: APRIL 13, 1992 (RAAHE, FINLAND)

Draft: Florida's 10th selection (fourth round, 99th overall) in the 2010 NHL Entry Draft
Acquired: Signed by Colorado as a free agent, July 1, 2019

THIS SEASON

- Set a career high with 16 goals, ranking sixth on the team.
- Finished eighth on the Avalanche in points (33).
- Tied for fourth on the team with a career-high four power-play goals.
- Scored twice in his Avalanche debut on Opening Night (Oct. 3) vs. Calgary.
- His points (14), goals (6) and assists (8) in November were all personal highs for a single month.
- Tallied his first career hat trick on Nov. 7 vs. Nashville.
- Skated in his 300th NHL game on Nov. 9 vs. Columbus.
- Recorded a career-high four points (2g/2a) on Nov. 30 vs. Chicago.
- Set a career high with eight shots on Dec. 27 vs. Minnesota.
- Left the Jan. 7th contest at NY Rangers due to injury (head), forcing him to miss five games (Jan. 10-20).
- Scored the lone goal of the shootout in Colorado's 2-1 victory at Los Angeles on Feb. 22.

2019-20 SEASON HIGHS

GOALS: 3 (11/7 vs. NSH) **TOI:** 23:41 (11/23 vs. TOR)
ASSISTS: 2 (5 times) **SHOTS:** 8 (12/27 vs. MIN)
POINTS: 4 (11/30 vs. CHI) **HITS:** 2 (12/4 vs. TOR)
PIM: 2 (13 times) **+/-:** +3 (11/30 vs. CHI)

CAREER STATISTICS

SEASON	TEAM	LEAGUE	REGULAR SEASON										PLAYOFFS				
			GP	G	A	PTS	PIM	+/-	PP	SH	GW		GP	G	A	PTS	PIM
2009-10	Karpat U20	Jr. A SM-liiga	18	14	15	29	2	-	-	-	-		12	5	10	15	4
	Karpat	Liiga	18	2	2	4	4	-	-	-	-		-	-	-	-	-
	Suomi U20	Mestis	4	1	0	1	0	-	-	-	-		-	-	-	-	-
2010-11	Karpat	Liiga	52	16	11	27	10	-	-	-	-		3	1	0	1	0
	Suomi U20	Mestis	2	1	0	1	0	-	-	-	-		-	-	-	-	-
	Finland	WJC	6	3	3	6	2	-	-	-	-		-	-	-	-	-
2011-12	Karpat	Liiga	52	8	17	25	12	-	-	-	-		6	3	3	6	0
	Finland	WJC	7	2	3	5	0	-	-	-	-		-	-	-	-	-
	Finland	Liiga	31	4	10	14	8	-	-	-	-		3	0	1	1	2
2012-13	Karpat	Liiga	60	11	26	37	10	-	-	-	-		16	4	2	6	4
2013-14	Karpat	Liiga	58	19	30	49	10	-	-	-	-		19	6	16	22	6
	Finland	WC	8	5	3	8	0	-	-	-	-		-	-	-	-	-
	Finland	NHL	76	11	25	36	20	+4	3	0	1		24	6	6	12	4
2016-17	San Jose	NHL	61	6	11	17	10	-5	1	0	0		5	0	2	2	0
	Finland	W-Cup	3	0	0	0	0	-	-	-	-		-	-	-	-	-
	Finland	NHL	66	14	18	32	26	+10	1	0	2		9	2	2	4	0
2017-18	San Jose	NHL	80	14	23	37	10	+10	1	0	4		12	1	2	3	4
2018-19	San Jose	NHL	65	16	17	33	26	+2	4	0	2		-	-	-	-	-
2019-20	Colorado	NHL	65	16	17	33	26	+2	4	0	2		-	-	-	-	-
NHL TOTALS			348	61	94	155	92	+21	10	0	9		50	9	12	21	8

STANLEY CUP PLAYOFFS

2018-19

- Recorded three points (1g/2a) in 12 playoff games.
- Missed five contests due to injury, April 23-May 2.
- Scored the winning goal in San Jose's Game 7 victory over Colorado in the second round series (May 8).

2017-18

- Tallied four points (2g/2a) in nine postseason contests with the Sharks.
- Recorded a playoff career high three points (1g/2a) in Game 3 of the first round series vs. Anaheim on April 16.

2016-17

- Had two assists in five games during San Jose's first-round series loss to Edmonton.

2015-16

- Skated in all 24 playoff contests and finished second among league rookies with 12 points (6g/6a) in helping the Sharks reach the Stanley Cup Final.
- Had an assist in his Stanley Cup Playoff debut on April 14 at Los Angeles.
- Scored his first two career playoff goals, including the game winner, in San Jose's series-clinching Game 5 victory over the Kings on April 22 in Los Angeles.
- Became just the sixth rookie in NHL history to score an overtime goal in the Stanley Cup Final on June 4 vs. Pittsburgh (Game 3).



39 PAVEL FRANCOUZ

GOALTENDER HEIGHT: 6-0 WEIGHT: 179 LBS. CATCHES: RIGHT
BORN: JUNE 3, 1990 (PLZEN, CZECH REPUBLIC)

Acquired: Signed by Colorado as a free agent, May 2, 2018

THIS SEASON

- Finished the season tied for fifth in the NHL in save percentage (.923) and ranked seventh in goals-against average (2.41).
- Was the first Avalanche netminder to finish among the league's top 10 in BOTH categories since David Aebischer in 2003-04.
- Led the team in wins (21).
- Made 31 starts and appeared three times in relief.
- Stopped 34 shots to earn the victory in his first NHL start on Oct. 12 vs. Arizona.
- Was the first Avs netminder to win his first NHL start since Vitaly Kolesnik on Dec. 7, 2005 vs. Boston.
- Joined Sergei Mylnikov (31 years, 162 days on March 17, 1990) as the second goaltender in Avalanche/Nordiques history to record his first win at age 29 or older.
- Made 44 saves on Oct. 19 at Tampa Bay (6-2 win), which included stopping Nikita Kucherov on a penalty shot.
- Left the Nov. 12 contest due to injury, forcing him to miss two games.
- Posted a 9-0-1 record over 12 appearances from Nov. 7-Dec. 23, the

- longest streak without a regulation loss by an Avs netminder since Semyon Varlamov (11-0-5) in 2013-14.
- Agreed to a two-year contract extension on Feb. 21 and recorded his first career NHL shutout that night in Anaheim (1-0).
- Registered a career-high six-game win streak, Feb. 19-29, allowing two goals or fewer in each game for a .957 Sv% and 1.32 GAA.
- Was named the NHL's First Star of the Week for Feb. 17-23 and Third Star for Feb. 24-March 1, becoming the first Avalanche player to ever be named one of the weekly stars in consecutive weeks.
- Started a career-high seven straight games, Feb. 17-29, which included a pair of back-to-backs, Feb. 21-22 and Feb. 28-29.
- Made a career-high 45 saves on Feb. 28 at Carolina (3-2 win).
- Finished the month of February with a 7-1-1 record, 1.79 GAA and .942 Sv% in nine appearances. His seven wins tied for the NHL lead and were the second-most by an Avalanche/Nordiques goalie in February, trailing only Patrick Roy's nine in 2003. Pavel's .942 Sv% equaled the highest number in a single February in Avalanche history (Varlamov, 2011-12).

2019-20 SEASON HIGHS

SHOTS: 47 (2/28 VS. CAR)

SAVES: 45 (2/28 vs. CAR)

STANLEY CUP PLAYOFFS

- Will be making his first appearance in the Stanley Cup Playoffs.

CAREER STATISTICS

SEASON	CLUB	LGE	REGULAR SEASON									PLAYOFFS					
			GP	W	L	OT	MIN	GA	SO	GAA	Sv%	GP	W	L	MIN	SO	GAA
2010-11	Slovan Lvi	Czech U20	3	-	-	-	-	-	-	3.02	.917	-	-	-	-	-	-
	Slovan Lvi	Czech 2	15	-	-	-	-	-	-	2.08	.926	10	-	-	-	-	1.79
	Horacka	Czech 2	15	-	-	-	-	-	-	1.77	.952	-	-	-	-	-	-
2011-12	Slovan Lvi	Czech 2	16	-	-	-	-	-	-	1.77	.938	-	-	-	-	-	-
	Trinec	Czech 1	1	-	-	-	-	-	-	6.00	.800	-	-	-	-	-	-
2012-13	Litvinov	Czech	46	26	20	-	-	-	1	2.59	.920	7	-	-	-	-	2.18
	Czech	WC	2	0	0	-	7	0	0	0.00	1.000	-	-	-	-	-	-
2013-14	Litvinov	Czech	48	24	24	0	-	-	6	2.02	.932	-	-	-	-	-	-
2014-15	Litvinov	Czech	46	34	12	0	-	-	7	2.08	.931	17	-	-	-	-	1.38
2015-16	Chelyabinsk	KHL	18	3	7	3	787	29	0	2.21	.924	-	-	-	-	-	-
	Czech	WC	4	3	0	-	245	10	0	2.45	.896	-	-	-	-	-	-
2016-17	Chelyabinsk	KHL	30	14	9	3	1719	41	5	1.43	.953	6	2	4	335	0	2.15
	Czech	WC	4	3	1	-	241	1	1	1.49	.910	-	-	-	-	-	-
2017-18	Chelyabinsk	KHL	35	15	11	5	1964	59	5	1.80	.946	12	6	5	696	0	1.90
	Czech	Olympics	6	2	2	-	371	14	0	2.27	.905	-	-	-	-	-	-
	Czech	WC	5	3	1	-	303	12	1	2.38	.904	-	-	-	-	-	-
2018-19	Colorado	AHL	49	27	17	3	2803	125	3	2.68	.918	4	1	3	236	0	3.31
	Colorado	NHL	2	0	2	0	61	2	0	1.97	.943	-	-	-	-	-	-
	Czech	WC	3	2	0	-	-	-	2	0.77	.957	-	-	-	-	-	-
2019-20	Colorado	NHL	34	21	7	4	1915	77	1	2.41	.923	-	-	-	-	-	-
NHL TOTALS			36	21	9	4	1976	79	1	2.40	.923	-	-	-	-	-	-



49 SAMUEL GIRARD

DEFENSEMAN HEIGHT: 5-10 WEIGHT: 170 LBS. SHOOTS: LEFT
BORN: MAY 12, 1998 (ROBERVAL, QUEBEC)

Draft: Nashville's second selection (second round, 47th overall) in the 2016 NHL Entry Draft
Acquired: Trade with Nashville, Nov. 5, 2017

THIS SEASON

- One of two Avalanche players to appear in all 70 contests (Matt Nieto).
- Extended his ironman streak to 220 consecutive regular-season games, the longest active streak on the team and the third-longest streak ever by an Avs defenseman. He trails only Martin Skoula (285 straight from Jan. 11, 2000 – April 4, 2003) and Karlis Skrastins (226 straight from Oct. 10, 2003 – Feb. 24, 2007).
- Led Colorado in average ice time (21:18).
- Also paced the club in even-strength ice time (18:49 per game).
- Set career highs in points (34) and assists (30) and tied his career best in goals (4).
- Finished second among Avalanche blueliners in points and assists and tied for third in goals.
- Had three straight multi-point games, Dec. 31–Jan. 4 (0g/8a), becoming only the third Avalanche defenseman (fourth time) to accomplish that feat. He joined John-Michael Liles (Dec. 23-29, 2008 and Oct. 10-14, 2005) and Sandis Ozolinsh (Feb. 16-23, 1996).

- Recorded a career-high four points (0g/4a) on Jan. 2 vs. St. Louis, which tied the franchise record for assists by a defenseman in a single game.
- Was the first blueliner in Avalanche/Nordiques history to record nine assists in a five-game span from Dec. 31–Jan. 7.
- Appeared in his 200th NHL game on Jan. 10 vs. Pittsburgh.
- Skated in his 200th consecutive game on Feb. 1 at Philadelphia, becoming just the fourth Avalanche defenseman to ever dress in 200 or more straight contests.
- Scored Colorado's lone goal at the NHL Stadium Series game against the Kings at Air Force on Feb. 15.
- Tallied his first career game-winning goal on Feb. 28 at Carolina, the go-ahead score with 2:37 left.
- Logged a career-high 28:41 of ice time on March 4 vs. Anaheim.

2019-20 SEASON HIGHS

GOALS: 1 (4 times) **TOI:** 28:41 (3/4 vs. ANA)
ASSISTS: 4 (1/2 vs. STL) **SHOTS:** 4 (2 times)
POINTS: 4 (1/2 vs. STL) **HITS:** 3 (3 times)
PIM: 5 (11/30 vs. CHI) **+/-:** +3 (3/8 vs. SJS)

CAREER STATISTICS

SEASON	TEAM	LEAGUE	REGULAR SEASON										PLAYOFFS				
			GP	G	A	PTS	PIM	+/-	PP	SH	GW		GP	G	A	PTS	PIM
2014-15	Shawinigan	QMJHL	64	5	38	43	8	-	-	-	-	7	0	2	2	2	
2015-16	Shawinigan	QMJHL	67	10	64	74	10	-	-	-	-	21	2	20	22	4	
2016-17	Shawinigan	QMJHL	59	9	66	75	29	-	-	-	-	5	1	8	9	4	
	Milwaukee	AHL	6	1	0	1	0	-	-	-	-	2	0	0	0	2	
2017-18	Nashville	NHL	5	1	2	3	2	-3	0	0	0	-	-	-	-	-	
	Colorado	NHL	68	3	17	20	6	-8	1	0	0	3	0	0	0	0	
2018-19	Colorado	NHL	82	4	23	27	6	+8	0	0	0	9	0	2	2	0	
2019-20	Colorado	NHL	70	4	30	34	17	+1	1	0	1	-	-	-	-	-	
NHL TOTALS			225	12	72	84	31	-2	2	0	1	12	0	2	2	0	

STANLEY CUP PLAYOFFS

2018-19

- Dressed in nine playoff contests, notching two assists (0g/2a).
- Missed the final three games of the first-round series against Calgary due to an upper-body injury.
- Recorded his first career playoff point with an assist in Game 3 of the second-round series vs. San Jose on April 30.

2017-18

- Appeared in three postseason games for the Avalanche.
- Made his Stanley Cup Playoff debut in Game 1 of the first-round series at Nashville on April 12.
- Missed three contests due to an upper-body injury, April 14-18.



27 RYAN GRAVES

DEFENSEMAN HEIGHT: 6-5 WEIGHT: 220 LBS. SHOOTS: LEFT
BORN: MAY 21, 1995 (YARMOUTH, NOVA SCOTIA)

Draft: New York Rangers' fourth selection (fourth round, 110th overall) in the 2013 NHL Entry Draft
Acquired: Trade with New York Rangers, Feb. 26, 2018

THIS SEASON

- Led the NHL with a +40 plus/minus rating.
- First Avalanche player to lead the league in that category since Milan Hejduk and Peter Forsberg (+52) in 2002-03.
- Graves' +40 mark was the highest ever by a Colorado defenseman and tied for the second-highest rating by a blueliner in franchise history (Quebec's Mario Marois was +49 in 1983-84).
- Became the first NHL defenseman to finish +40 or better in 10 years (Jeff Schultz +50 with Washington in 2009-10).
- Was a "plus player" in 35 of his 69 games and posted a "minus" rating only 11 times.
- Finished second among Avalanche defensemen in goals (9) and tied for third in points (26)
- Ranked first on the team in blocked shots (150) and second in hits (112).
- His 150 blocks finished sixth in the NHL.
- Paced the team in total shorthanded minutes (193:11).
- Was Colorado's nominee for the Bill Masterton Memorial Trophy as voted

- by the local chapter of the Professional Hockey Writers' Association.
- Made his first appearance on an Opening Night roster.
- Recorded a career-high three points (1g/2a) on Nov. 7 vs. Nashville.
- Had a three-game point streak, Nov. 27-30, longest of his career.
- Was a "plus" player in eight consecutive games, Nov. 27-Dec. 11, the first Avalanche player to post +1 rating or better in eight straight contests since Peter Forsberg from Jan. 2-15, 2004 (eight) and the first Avs defenseman since Adam Foote from Feb. 19-Mar. 5, 1996 (also eight).
- Graves' +29 rating through 41 team games was the best by a Colorado player at the halfway point of the season, topping the +23 by Adam Foote in 2002-03, Joe Sakic in 2000-01 and Curtis Leschyshyn in 1995-96.
- Set a career high with 10 blocked shots on Feb. 1 at Philadelphia, the third-highest total ever by an Avalanche player.
- Was a career-best +4 on Feb. 4 at Buffalo.
- Logged a career-high 26:43 of ice time on March 4 vs. Anaheim.

2019-20 SEASON HIGHS

GOALS: 1 (9 times) **TOI:** 26:43 (3/4 vs. ANA)
ASSISTS: 2 (11/7 vs. NSH) **SHOTS:** 7 (12/28 vs. DAL)
POINTS: 3 (11/7 vs. NSH) **HITS:** 6 (10/16 vs. PIT)
PIM: 6 (11/14 vs. EDM) **+/-:** +4 (2/4 vs. BUF)

STANLEY CUP PLAYOFFS

2018-19
- Was on the Avalanche's postseason roster but did not dress in any playoff games.

CAREER STATISTICS

SEASON	TEAM	LEAGUE	REGULAR SEASON										PLAYOFFS				
			GP	G	A	PTS	PIM	+/-	PP	SH	GW		GP	G	A	PTS	PIM
2011-12	P.E.I.	QMJHL	62	2	7	9	34	-	-	-	-	-	-	-	-	-	-
2012-13	P.E.I.	QMJHL	68	3	13	16	90	-	-	-	-	-	6	0	0	0	6
2013-14	Charlottetown	QMJHL	39	3	9	12	52	-	-	-	-	-	-	-	-	-	-
	Val d'Or	QMJHL	26	2	8	10	16	-	-	-	-	-	24	1	7	8	24
2014-15	Quebec	QMJHL	50	15	24	39	49	-	-	-	-	-	21	5	6	11	25
2015-16	Hartford	AHL	74	9	12	21	53	-	-	-	-	-	-	-	-	-	-
2016-17	Hartford	AHL	76	8	22	30	69	-	-	-	-	-	-	-	-	-	-
2017-18	Hartford	AHL	57	4	7	11	66	-	-	-	-	-	-	-	-	-	-
	San Antonio	AHL	21	1	5	6	7	-	-	-	-	-	-	-	-	-	-
2018-19	Colorado	AHL	32	2	7	9	26	-	-	-	-	-	-	-	-	-	-
	Colorado	NHL	26	3	2	5	2	+4	0	0	0	-	-	-	-	-	-
2019-20	Colorado	NHL	69	9	17	26	45	+40	0	0	0	-	-	-	-	-	-
NHL TOTALS			95	12	19	31	47	+44	0	0	0	-	-	-	-	-	-



31 PHILIPP GRUBAUER

GOALTENDER HEIGHT: 6-1 WEIGHT: 188 LBS. CATCHES: LEFT
BORN: NOVEMBER 25, 1991 (ROSENHEIM, GERMANY)

Draft: Washington's third choice (fourth round, 112th overall) in the 2010 NHL Entry Draft
Acquired: Trade with Washington, June 22, 2018

THIS SEASON

- Tied his career high in wins (18) and fell one game shy of matching his personal best (37) set in 2018-19.
- Grubauer's 36 appearances led the team.
- All 36 appearances came as a starter, which also led the club and set a personal best.
- Missed a total of 20 games due to injury, including the final 13 of the regular season.
- Earned the victory in his first career Opening Night start on Oct. 3 vs. Calgary.
- Won his first four starts to begin the year, the longest winning streak to open a season by an Avalanche netminder since 2013-14 (Semyon Varlamov 5-0, Jean-Sebastien Giguere 7-0).

- Missed seven contests earlier in the year due to a lower-body injury: five games (Nov. 7-16) and two (Dec. 9-11).
- Placed on IR, Nov. 11 (retroactive to Nov. 5) and activated on Nov. 19.
- Started the 2020 NHL Stadium Series game at Air Force against the Kings (Feb. 15) but left in the third period due to a lower-body injury.
- Placed on Injured Reserve, Feb. 22 (retroactive to Feb. 15) and missed the final 13 games of the regular season.

2019-20 SEASON HIGHS

SHOTS: 44 (10/18 vs. FLA)

SAVES: 40 (10/18 vs. FLA)

CAREER STATISTICS

SEASON	CLUB	LGE	REGULAR SEASON										PLAYOFFS						
			GP	W	L	OT	MIN	GA	SO	GAA	Sv%		GP	W	L	MIN	SO	GAA	
2006-07	Rosenheim Jr.	Ger. Jr.	6	-	-	-	354	49	-	8.32	-		3	-	-	180	-	4.00	
2007-08	Rosenheim Jr.	Ger. Jr.	23	-	-	-	1288	71	-	3.31	-		3	-	-	181	-	2.65	
	Rosenheim	Ger-3	5	-	-	-	307	14	1	2.74	-		7	-	-	420	-	1.71	
2008-09	Belleville	OHL	17	7	8	0	947	62	0	3.93	.888		1	0	0	56	0	4.26	
	Germany	WJC	3	0	3	0	109	12	0	6.61	.838		-	-	-	-	-	-	
2009-10	Belleville	OHL	31	10	14	5	1717	90	0	3.14	.913		-	-	-	-	-	-	
	Windsor	OHL	19	13	1	2	1011	40	2	2.37	.906		18	16	2	1094	0	2.69	
2010-11	Kingston	OHL	38	22	13	3	2239	135	2	3.62	.903		-	-	-	-	-	-	
	Germany	WJC	4	0	4	0	176	13	0	4.44	.888		-	-	-	-	-	-	
2011-12	South Carolina	ECHL	43	23	13	5	2536	94	0	2.22	.918		-	-	-	-	-	-	
2012-13	Reading	ECHL	26	19	5	1	1542	59	0	2.30	.912		-	-	-	-	-	-	
	Hershey	AHL	28	15	9	2	1624	61	2	2.25	.919		5	2	3	301	0	3.79	
	Washington	NHL	2	0	1	0	84	5	0	3.57	.915		-	-	-	-	-	-	
2013-14	Hershey	AHL	28	13	13	2	1685	73	3	2.60	.916		-	-	-	-	-	-	
	Washington	NHL	17	6	5	5	883	35	0	2.38	.925		-	-	-	-	-	-	
	Germany	WC	2	0	1	0	118	4	0	2.03	.922		-	-	-	-	-	-	
2014-15	Hershey	AHL	49	27	17	5	2918	112	6	2.30	.921		7	2	4	394	0	3.35	
	Washington	NHL	1	1	0	0	65	2	0	1.85	.920		1	1	0	60	0	3.00	
2015-16	Washington	NHL	22	8	9	1	1111	43	0	2.32	.918		-	-	-	-	-	-	
2016-17	Washington	NHL	24	13	6	2	1265	43	3	2.04	.926		1	0	0	19	0	6.32	
	Germany	WC	2	0	1	0	124	5	0	2.42	.938		-	-	-	-	-	-	
2017-18	Washington	NHL	35	15	10	3	1865	73	3	2.35	.923		2	0	1	105	0	4.57	
2018-19	Colorado	NHL	37	18	9	5	2021	89	3	2.64	.917		12	7	5	732	1	2.30	
	Germany	WC	3	1	2	0	-	-	0	2.86	.920		-	-	-	-	-	-	
2019-20	Colorado	NHL	36	18	12	4	2058	90	2	2.63	.916		-	-	-	-	-	-	
NHL TOTALS			174	79	52	20	9351	380	11	2.44	.920		16	8	6	916	1	2.69	

STANLEY CUP PLAYOFFS

2018-19

- Started all 12 postseason games for the Avalanche, posting a 7-5 record while finishing fourth among NHL netminders in both goals-against average (2.30) and save percentage (.925).
- His seven wins were the most by Colorado goaltender in the playoffs since Patrick Roy won 11 contests in 2002.
- Grubauer's .925 save percentage was the highest by an Avs goalie during the postseason since Roy in 2001 (.934) and his GAA was the best since David Aebischer in 2004 (2.08).

STANLEY CUP PLAYOFFS (cont.)

- Won his final four starts of the first-round series against Calgary, the longest win streak by an Avalanche goalie in a single postseason since Roy won four straight from April 12-18, 2001.
- Stopped Johnny Gaudreau's penalty-shot attempt in Game 5 at Calgary on April 19, the first penalty shot by an opponent in Avalanche/Nordiques playoff history.
- Recorded his first career playoff shutout in Game 4 of the second round vs. San Jose on May 2.
- Became the fifth goaltender in Avalanche/Nordiques history to register a postseason shutout and the first since Craig Anderson in Game 3 of the 2010 Western Conference Quarterfinal against the Sharks.
- Made a playoff career-high 37 saves in Game 5 at San Jose on May 4.

2017-18

- Started Washington's first two games of the 2018 Stanley Cup Playoffs (0-1-0, 4.57 GAA).
- Served as the backup for the remaining 22 postseason contests as the Capitals captured their first Stanley Cup in franchise history.

2016-17

- Appeared in one postseason contest, playing 18:34 in relief of Braden Holtby in Game 2 of the second-round series vs. Pittsburgh (April 29).

2014-15

- Made his Stanley Cup Playoff debut, appearing in one game for the Capitals.
- Stopped 18 shots to earn his first career playoff win in his first post-season start on April 17 vs. NY Islanders (Game 2 of the first round).
- Became the fifth rookie goaltender in Capitals history to pick up a win in his playoff debut, and was also the first German-born goaltender to start a playoff game.



35 MICHAEL HUTCHINSON

GOALTENDER HEIGHT: 6-3 WEIGHT: 198 LBS. CATCHES: RIGHT
BORN: MARCH 2, 1990 (BARRIE, ONTARIO)

Draft: Boston's third choice (third round, 77th overall) in the 2008 NHL Entry Draft
Acquired: Trade with Toronto, Feb. 24, 2020

THIS SEASON

- Was acquired from the Maple Leafs at the trade deadline on Feb. 24.
- Appeared in one game for the Avalanche, a 2-1 victory in Detroit on his 30th birthday (March 2).
- Hutchinson was the fifth Avalanche goalie to appear in a game in 2019-20, a first since the team relocated, and also the fifth to pick up a win, matching the franchise record set by Quebec in 1989-90.
- Prior to joining the Avalanche, Hutchinson appeared in 15 games with the Maple Leafs and four outings with the club's AHL affiliate, the Toronto Marlies.
- Posted a 4-9-1 record, 3.66 GAA and .886 Sv% with the Leafs and went 3-1-0 with a 1.98 GAA and .943 Sv% for the Marlies.

2019-20 SEASON HIGHS

SHOTS: 42 (10/5 vs. MTL)

SAVES: 37 (10/5 vs. MTL)

CAREER STATISTICS

REGULAR SEASON												PLAYOFFS					
SEASON	CLUB	LGE	GP	W	L	OT	MIN	GA	SO	GAA	Sv%	GP	W	L	MIN	SO	GAA
2006-07	Orangeville	OJHL	8	1	4	0	289	24	0	4.99	.864	-	-	-	-	-	-
	Barrie	OHL	14	8	3	0	768	27	0	2.11	.933	1	1	0	45	0	1.32
2007-08	Barrie	OHL	32	12	15	2	1826	92	1	3.02	.912	8	4	4	500	1	2.64
2008-09	Barrie	OHL	38	15	20	0	2146	108	5	3.02	.915	3	0	2	112	0	5.37
2009-10	London	OHL	46	32	12	1	2667	127	3	2.86	.913	12	7	4	686	0	4.11
2010-11	Providence	AHL	28	13	10	0	1476	77	1	3.13	.904	-	-	-	-	-	-
	Reading	ECHL	18	9	5	1	1049	50	0	2.86	.918	-	-	-	-	-	-
2011-12	Providence	AHL	29	13	14	0	1680	66	3	2.36	.927	-	-	-	-	-	-
	Reading	ECHL	2	1	1	0	120	7	0	3.50	.915	-	-	-	-	-	-
2012-13	Providence	AHL	30	13	13	0	1749	67	3	2.30	.914	2	0	0	49	0	1.22
	Ontario	ECHL	28	22	4	0	1671	58	3	2.08	.921	-	-	-	-	-	-
2013-14	St. John's	AHL	24	17	5	0	1383	53	3	2.30	.923	21	12	9	1290	3	1.95
	Winnipeg	NHL	3	2	1	0	183	5	0	1.64	.943	-	-	-	-	-	-
2014-15	Winnipeg	NHL	38	21	10	5	2,138	85	2	2.38	.914	-	-	-	-	-	-
2015-16	Winnipeg	NHL	30	9	15	3	1,586	75	0	2.84	.907	-	-	-	-	-	-
2016-17	Winnipeg	NHL	28	9	12	3	1,378	67	1	2.92	.903	-	-	-	-	-	-
2017-18	Manitoba	AHL	26	17	5	4	1561	54	2	2.08	.935	-	-	-	-	-	-
	Winnipeg	NHL	3	2	1	0	129	7	0	3.26	.907	-	-	-	-	-	-
2018-19	Florida	NHL	4	1	1	2	201	14	0	4.17	.839	-	-	-	-	-	-
	Springfield	AHL	8	2	3	2	433	24	0	3.33	.906	-	-	-	-	-	-
	Toronto	AHL	23	14	5	3	1312	59	2	2.70	.910	2	0	1	77	0	3.88
	Toronto	NHL	5	2	3	0	295	13	1	2.64	.914	-	-	-	-	-	-
2019-20	Toronto	NHL	15	4	9	1	787	48	1	3.66	.886	-	-	-	-	-	-
	Toronto	AHL	4	3	1	0	242	8	0	1.98	.943	-	-	-	-	-	-
	Colorado	NHL	1	1	0	0	60	1	0	1.00	.944	-	-	-	-	-	-
NHL TOTALS			127	51	52	14	3322	315	5	2.80	.905	-	-	-	-	-	-

STANLEY CUP PLAYOFFS

- Will be making his first appearance in the Stanley Cup Playoffs.



6 ERIK JOHNSON

DEFENSEMAN HEIGHT: 6-4 WEIGHT: 225 LBS. SHOOTS: RIGHT
BORN: MARCH 21, 1988 (BLOOMINGTON, MINNESOTA)

Draft: St. Louis' first choice (first round, first overall) in the 2006 NHL Entry Draft
Acquired: Trade with St. Louis, Feb. 18, 2011

THIS SEASON

- Completed his 12th NHL season and 10th with the Avalanche.
- Was a career-best +9.
- Ranked first on the club in shorthanded ice time (3:01) and shifts-per-game (26.1).
- Finished third on the team in hits (97) and blocked shots (115).
- Appeared in his 524th game as a member of the Avalanche on Oct. 25 at Vegas, passing John-Michael Liles (523) for the second-most games played by a Colorado defenseman since the team relocated in 1995. He trails only Adam Foote (760).
- Notched his 200th point with Colorado on Nov. 14 at Edmonton, becoming the sixth Avalanche defenseman to reach 200 points.
- Suffered a lower-body injury on Nov. 23 at Toronto, forcing him to miss 11 games from Nov. 27-Dec. 18.
- Placed on IR, Nov. 27 (retro to Nov. 23) and activated on Dec. 19.
- Passed Peter Forsberg (544) for the eighth-most games in Colorado history (since 1995-96) on Jan. 4 at New Jersey.
- Recorded his 300th NHL point on Feb. 29 at Nashville, becoming the first defenseman from the 2006 draft and the 37th U.S.-born defenseman in NHL history to reach that milestone.

2019-20 SEASON HIGHS

GOALS: 1 (3 times) **TOI:** 26:06 (10/14 vs. WSH)
ASSISTS: 2 (2 times) **SHOTS:** 5 (3 times)
POINTS: 2 (4 times) **HITS:** 6 (12/21 vs. CHI)
PIM: 4 (3/6 vs. VAN) **+/-:** +3 (2 times)

CAREER STATISTICS

SEASON	TEAM	LEAGUE	GP	G	A	REGULAR SEASON							PLAYOFFS				
						PTS	PIM	+/-	PP	SH	GW		GP	G	A	PTS	PIM
2012-13	Kimball Union	USHS	30	16	19	35	-	-	-	-	-	-	-	-	-	-	-
2013-04	Holy Angels	USHS	31	13	21	34	-	-	-	-	-	-	-	-	-	-	-
2004-05	U.S. Nat'l U-17	NTPD	26	5	9	14	14	-	-	-	-	-	-	-	-	-	-
	U.S. Nat'l U-17	NAHL	31	6	6	12	12	-	-	-	-	-	-	-	-	-	-
2005-06	United States	NTDP	36	12	22	34	78	-	-	-	-	-	-	-	-	-	-
	U.S. Nat'l U-18	NAHL	11	4	11	15	10	-	-	-	-	-	-	-	-	-	-
	United States	WJC	7	1	3	4	18	-	-	-	-	-	-	-	-	-	-
2006-07	U. of Minnesota	WCHA	41	4	20	24	50	-	-	-	-	-	-	-	-	-	-
	United States	WJC	7	4	6	10	16	-	-	-	-	-	-	-	-	-	-
	United States	WC	7	0	2	2	4	-	-	-	-	-	-	-	-	-	-
2007-08	St. Louis	NHL	69	5	28	33	28	-9	4	0	3	-	-	-	-	-	-
	Peoria	AHL	1	0	0	0	2	-	-	-	-	-	-	-	-	-	-
2008-09	- INJURED -																
2009-10	St. Louis	NHL	79	10	29	39	79	+1	6	0	2	-	-	-	-	-	-
	United States	Olympics	6	1	0	1	4	-	-	-	-	-	-	-	-	-	-
2010-11	St. Louis	NHL	55	5	14	19	37	-8	1	1	2	-	-	-	-	-	-
	Colorado	NHL	22	3	7	10	19	-5	2	0	0	-	-	-	-	-	-
2011-12	Colorado	NHL	73	4	22	26	26	-7	1	0	1	-	-	-	-	-	-
2012-13	Colorado	NHL	31	0	4	4	18	-3	0	0	0	-	-	-	-	-	-
	United States	WC	10	2	2	4	20	-	-	-	-	-	-	-	-	-	-
2013-14	Colorado	NHL	80	9	30	39	61	+5	2	0	2	7	1	1	2	2	2
2014-15	Colorado	NHL	47	12	11	23	33	+2	3	0	2	-	-	-	-	-	-
2015-16	Colorado	NHL	73	11	16	27	50	-19	3	2	0	-	-	-	-	-	-
2016-17	Colorado	NHL	46	2	15	17	9	-6	0	0	1	-	-	-	-	-	-
	United States	W-Cup	2	0	0	0	2	-	-	-	-	-	-	-	-	-	-
2017-18	Colorado	NHL	62	9	16	25	58	+3	0	0	3	-	-	-	-	-	-
2018-19	Colorado	NHL	80	7	18	25	38	+8	0	0	1	12	2	1	3	4	4
2019-20	Colorado	NHL	59	3	13	16	20	+9	0	0	1	-	-	-	-	-	-
NHL TOTALS			776	80	223	303	476	-29	22	3	18	19	3	2	5	6	6

STANLEY CUP PLAYOFFS

2018-19

- Appeared in all 12 playoff contests, tallying three points (2g/1a).
- Had seven shots in Game 2 of the first-round series at Calgary on April 13, the most by an Avalanche defenseman in a playoff game since Rob Blake had nine on May 11, 2006 vs. Anaheim.
- Recorded his first career playoff multi-point effort (1g/1a) in Game 3 vs. Calgary on April 15.

2017-18

- Missed the playoffs due to a knee injury he suffered near the end of the regular season.

2013-14

- Appeared in all seven postseason games and led Colorado in ice time with an average of 26:01 per contest.
- Logged a team-high 30:22 of ice time and had an assist in his Stanley Cup Playoff debut on April 17 vs. Minnesota... Scored his first career playoff goal in Game 7 vs. Minnesota on April 30.



17 TYSON JOST

CENTER HEIGHT: 5-11 WEIGHT: 187 LBS. SHOOTS: LEFT
BORN: MARCH 14, 1998 (ST. ALBERT, ALBERTA)

Draft: Colorado's first selection (first round, 10th overall) in the 2016 NHL Entry Draft.

THIS SEASON

- Tied his career high with 15 assists.
- Finished tied for seventh on the Avalanche in plus/minus rating (+11).
- Tallied his first career hat trick on Oct. 19 at Tampa Bay.
- Missed three games due to an upper-body injury, Nov. 16-21.
- Had a three-game point streak, Feb. 26-29, tying his career long.
- Had an assist, a team-high five shots and was +1 in his 200th NHL game on Feb. 26 vs. Buffalo.

2019-20 SEASON HIGHS

GOALS: 3 (10/19 vs. TBL) **TOI:** 20:47 (2/22 vs. LAK)
ASSISTS: 2 (3 times) **SHOTS:** 5 (3 times)
POINTS: 3 (10/19 vs. TBL) **HITS:** 3 (4 times)
PIM: 4 (10/5 vs. MIN) **+/-:** +2 (2 times)

CAREER STATISTICS

SEASON	TEAM	LEAGUE	REGULAR SEASON										PLAYOFFS				
			GP	G	A	PTS	PIM	+/-	PP	SH	GW		GP	G	A	PTS	PIM
2013-14	Okanagan	BCMML	36	44	44	88	65	-	-	-	-		7	9	9	18	14
	Penticton	BCHL	3	0	0	0	0	-	-	-	-		-	-	-	-	-
2014-15	Penticton	BCHL	46	23	22	45	16	-	-	-	-		21	10	4	14	6
2015-16	Penticton	BCHL	48	42	62	104	43	-	-	-	-		11	6	8	14	4
2016-17	North Dakota	NCHC	33	16	19	35	44	-	-	-	-		-	-	-	-	-
	Colorado	NHL	6	1	0	1	0	-5	0	0	0		-	-	-	-	-
	Canada	WJC	7	1	3	4	6	-	-	-	-		-	-	-	-	-
2017-18	Colorado	NHL	65	12	10	22	26	-10	5	0	1		6	0	1	1	0
	San Antonio	AHL	5	1	1	2	0	-	-	-	-		-	-	-	-	-
	Canada	WC	9	4	2	6	4	-	-	-	-		-	-	-	-	-
2018-19	Colorado	NHL	70	11	15	26	14	-2	4	0	3		12	3	1	4	0
	Colorado	AHL	8	4	1	5	2	-	-	-	-		-	-	-	-	-
	Canada	WC	8	0	2	2	0	-	-	-	-		-	-	-	-	-
2019-20	Colorado	NHL	67	8	15	23	22	+11	1	0	0		-	-	-	-	-
NHL TOTALS			208	32	40	72	62	-6	10	0	4		18	3	2	5	0

STANLEY CUP PLAYOFFS

2018-19

- Tallied four points (3g/1a) while appearing in all 12 postseason games for the Avalanche.
- Scored his first career playoff goal in Game 5 of the second round series at San Jose on May 4.
- Went on to score in each of the final three games of the Sharks series, his longest career goal streak (regular season or playoffs).
- His three goals tied Nathan MacKinnon for the most on the team during the second round.

2017-18

- Skated in all six postseason contests for the Avalanche, tallying one assist (0g/1a).
- Made his Stanley Cup Playoff debut in Game 1 of the first-round series at Nashville on April 12.
- Recorded his first career playoff point with an assist in Game 4 vs. Nashville on April 18.



91 NAZEM KADRI

CENTER HEIGHT: 6-0 WEIGHT: 192 LBS. SHOOTS: LEFT
BORN: OCTOBER 6, 1990 (LONDON, ONTARIO)

Draft: Toronto's first selection (first round, seventh overall) in the 2009 NHL Entry Draft
Acquired: Trade with Toronto, July 1, 2019

THIS SEASON

- Finished tied for fourth on the Avalanche with 19 goals despite playing just 51 games.
- Led Colorado and ranked ninth in the NHL in faceoff percentage (56.8%).
- Recorded three points (1g/2a) in the first period on Oct. 14 at Washington, his most points ever in a single period. Was the first Avalanche player to have three points in the opening period of a game since Nov. 14, 2015 (Mikhail Grigorenko at Montreal).
- Notched his 200th career assist on Nov. 1 vs. Dallas.
- Matched his career high with a four-game assist streak, Nov. 7-14.
- Missed three games due to a lower body injury, Dec. 5-9.
- Skated in his 600th NHL game on Jan. 4 at New Jersey.
- Suffered a lower-body injury on Feb. 9 at Minnesota, forcing him to miss the final 16 games of the regular season.
- Was placed on IR, Feb. 11 (retroactive to Feb. 9).
- Ranked second on the team in goals (19) at the time of his injury.

2019-20 SEASON HIGHS

GOALS: 2 (4 times) **TOI:** 23:26 (11/23 vs. TOR)
ASSISTS: 2 (2 times) **SHOTS:** 6 (11/14 vs. EDM)
POINTS: 3 (2 times) **HITS:** 5 (2 times)
PIM: 17 (1/7 vs. NYR) **+/-:** +3 (2/4 vs. BUF)

CAREER STATISTICS

SEASON	TEAM	LEAGUE	REGULAR SEASON										PLAYOFFS				
			GP	G	A	PTS	PIM	+/-	PP	SH	GW	GP	G	A	PTS	PIM	
2007-08	Kitchener	OHL	68	25	40	65	57	-	-	-	-	20	9	17	26	26	
2008-09	London	OHL	56	25	53	78	31	-	-	-	-	14	9	12	21	22	
2009-10	London	OHL	56	35	58	93	105	-	-	-	-	12	9	18	27	26	
	Toronto	NHL	1	0	0	0	0	-1	0	0	0	-	-	-	-	-	
	Canada	WJC	6	3	5	8	14	-	-	-	-	-	-	-	-	-	
2010-11	Toronto	AHL	44	17	24	41	62	-	-	-	-	-	-	-	-	-	
	Toronto	NHL	29	3	9	12	8	-3	0	0	0	-	-	-	-	-	
2011-12	Toronto	NHL	21	5	2	7	8	+2	1	0	1	-	-	-	-	-	
2012-13	Toronto	AHL	48	18	22	40	39	-	-	-	-	11	3	7	10	6	
	Toronto	AHL	27	8	18	26	26	-	-	-	-	-	-	-	-	-	
2013-14	Toronto	NHL	48	18	26	44	23	+15	5	0	1	7	1	3	4	10	
	Toronto	NHL	78	20	30	50	67	-11	7	0	2	-	-	-	-	-	
	Canada	WC	7	0	3	3	4	-	-	-	-	-	-	-	-	-	
2014-15	Toronto	NHL	73	18	21	39	28	-7	3	1	1	-	-	-	-	-	
2015-16	Toronto	NHL	76	17	28	45	73	-15	4	0	2	-	-	-	-	-	
2016-17	Toronto	NHL	82	32	29	61	95	-7	12	0	6	6	1	1	2	8	
2017-18	Toronto	NHL	80	32	23	55	42	+2	12	0	3	4	0	2	2	19	
2018-19	Toronto	NHL	73	16	28	44	43	-2	4	0	5	2	1	1	2	19	
2019-20	Colorado	NHL	51	19	17	36	97	+7	4	0	1	-	-	-	-	-	
NHL TOTALS			612	180	213	393	484	-20	52	1	22	19	3	7	10	56	

STANLEY CUP PLAYOFFS

2018-19

- Notched two points (1g/1a) in two postseason contests for Toronto.
- Was suspended for the remainder of the first round for a cross check during Game 2 at Boston on April 13.

2017-18

- Had two points (0g/2a) in four postseason contests.
- Was suspended three contests (Games 2-4) for boarding in Game 1 of the first round series against Boston on April 12.

2016-17

- Registered two points (1g/1a) in six playoff contests.

2012-13

- Skated in all seven postseason games for the Leafs (1g/3a).
- Made his Stanley Cup Playoff debut in Game 1 of the Eastern Conference Quarterfinal at Boston on May 1.
- Picked up his first postseason point in Game 2 (May 3).
- Scored his first career playoff goal and added an assist in Game 7 at Boston on May 13.



81 VLADISLAV KAMENEV

CENTER HEIGHT: 6-2 WEIGHT: 194 LBS. SHOOTS: LEFT
BORN: AUGUST 12, 1996 (ORSK, RUSSIA)

Draft: Nashville's second selection (second round, 42nd overall) in the 2014 NHL Entry Draft
Acquired: Trade with Nashville, Nov. 5, 2017

THIS SEASON

- Tallied eight points (1g/7a) in 38 games for the Avalanche.
- Had points in three straight games, Nov. 5-9, the longest point streak of his career.
- Scored his first career game-winning goal on Nov. 19 at Calgary.
- Missed two games (illness), Dec. 4-5.

2019-20 SEASON HIGHS

GOALS: 1 (11/19 vs. CGY) **TOI:** 13:25 (11/30 vs. CHI)
ASSISTS: 1 (7 times) **SHOTS:** 3 (3 times)
POINTS: 1 (8 times) **HITS:** 4 (3/4 vs. ANA)
PIM: 2 (4 times) **+/-:** +1 (6 times)

STANLEY CUP PLAYOFFS

2018-19
- Was on Injured Reserve.
2017-18
- Was on the Avalanche's postseason roster but did not appear in any playoff games.

CAREER STATISTICS

SEASON	TEAM	LEAGUE	REGULAR SEASON										PLAYOFFS				
			GP	G	A	PTS	PIM	+/-	PP	SH	GW	GP	G	A	PTS	PIM	
2012-13	Magnitogorsk Jr.	Rus Jr.	36	9	6	15	22	-	-	-	-	3	0	0	0	0	
2013-14	Magnitogorsk	KHL	16	1	0	1	2	-	-	-	-	-	-	-	-	-	
	Magnitogorsk Jr.	Rus Jr.	15	4	6	10	12	-	-	-	-	5	1	2	3	4	
	Yuzhny Ural Orsk	Rus-2	3	0	1	1	2	-	-	-	-	1	0	0	0	0	
2014-15	Magnitogorsk	KHL	41	6	4	10	10	-	-	-	-	10	1	0	1	0	
	Russia	WJC	7	1	3	4	0	-	-	-	-	-	-	-	-	-	
2015-16	Milwaukee	AHL	57	15	22	37	35	-	-	-	-	3	1	0	1	0	
	Russia	WJC	7	5	1	6	32	-	-	-	-	-	-	-	-	-	
2016-17	Milwaukee	AHL	70	21	30	51	59	-	-	-	-	3	1	0	1	6	
	Nashville	NHL	2	0	0	0	2	-1	0	0	0	-	-	-	-	-	
2017-18	Milwaukee	AHL	10	3	5	8	25	-	-	-	-	-	-	-	-	-	
	San Antonio	AHL	7	0	8	8	2	-	-	-	-	-	-	-	-	-	
	Colorado	NHL	3	0	0	0	0	-2	0	0	0	-	-	-	-	-	
2018-19	Colorado	AHL	2	0	1	1	2	-	-	-	-	-	-	-	-	-	
	Colorado	NHL	23	2	3	5	10	-2	1	1	0	-	-	-	-	-	
2019-20	Colorado	NHL	38	1	7	8	8	-2	0	0	1	-	-	-	-	-	
NHL TOTALS			66	3	10	13	20	-7	1	1	1	-	-	-	-	-	



92 GABRIEL LANDESKOG

LEFT WING HEIGHT: 6-1 WEIGHT: 215 LBS. SHOOTS: LEFT
BORN: NOVEMBER 23, 1992 (STOCKHOLM, SWEDEN)

Draft: Colorado's first selection (first round, second overall) in the 2011 NHL Entry Draft

THIS SEASON

- Completed his ninth NHL season and eighth as the Avalanche's captain.
- Second-longest serving captain in franchise history behind Joe Sakic (17 seasons overall, 16 consecutive).
- Finished second on the team in goals (21).
- It marked his seventh career 20-goal season, third most in Colorado Avalanche history behind Sakic and Milan Hejduk (both 11).
- Ranked fourth on the team in points (44) and fifth in assists (23).
- Finished third on the club in game-winning goals (4-tied) and power-play tallies (6).
- Was second on Colorado in faceoff percentage (56.4), although he did not have enough draws to qualify among the league leaders.
- Missed 16 games due to a lower-body injury, Oct. 30-Dec. 4.

- Placed on IR, Oct. 29 (retroactive to Oct. 26) and activated on Dec. 5.
- Appeared in his 600th NHL game on Dec. 23 at Vegas, becoming the 10th player in franchise history and fifth in Avalanche history to reach 600.
- Passed Steven Finn (605) for sole possession of ninth place on the franchise's games played list on Jan. 6 at NY Islanders.
- NHL's Second Star of the Week for March 2-8 after leading all skaters with nine points (3g/6a) in four games.
- Ended the season with 198 career goals, two shy of becoming the seventh player in franchise history and fourth in Avalanche history to reach 200 career goals. Sakic (391), Hejduk (375) and Peter Forsberg (202) are the only players to do so since the team relocated to Denver.

2019-20 SEASON HIGHS

GOALS: 1 (21 times) **TOI:** 25:51 (2/22 vs. LAK)
ASSISTS: 2 (6 times) **SHOTS:** 7 (12/27 vs. MIN)
POINTS: 3 (2 times) **HITS:** 9 (12/18 vs. CHI)
PIM: 5 (12/21 vs. CHI) **+/-:** +3 (12/18 vs. CHI)

CAREER STATISTICS

SEASON	TEAM	LEAGUE	REGULAR SEASON										PLAYOFFS				
			GP	G	A	PTS	PIM	+/-	PP	SH	GW	GP	G	A	PTS	PIM	
2008-09	Djurgarden U18	Swe-U18	8	5	7	12	41	-	-	-	-	2	0	0	0	0	
	Djurgarden Jr.	Swe-Jr.	31	7	14	21	63	-	-	-	-	6	1	0	1	8	
	Djurgarden	Sweden	3	0	1	1	2	-	-	-	-	-	-	-	-	-	
2009-10	Kitchener	OHL	61	24	22	46	51	-	-	-	-	20	8	15	23	18	
2010-11	Kitchener	OHL	53	36	30	66	61	-	-	-	-	7	6	4	10	4	
	Sweden	WJC	1	1	1	2	0	-	-	-	-	-	-	-	-	-	
2011-12	Colorado	NHL	82	22	30	52	51	+20	6	0	5	-	-	-	-	-	
	Sweden	WC	8	1	4	5	6	-	-	-	-	-	-	-	-	-	
2012-13	Djurgardens	Sweden	17	6	8	14	32	-	-	-	-	-	-	-	-	-	
	Colorado	NHL	36	9	8	17	22	-4	0	3	1	-	-	-	-	-	
2013-14	Sweden	WC	10	3	1	4	18	-	-	-	-	-	-	-	-	-	
	Colorado	NHL	81	26	39	65	71	+21	5	0	4	7	3	1	4	8	
	Sweden	Olympics	6	0	1	1	4	-	-	-	-	-	-	-	-	-	
2014-15	Colorado	NHL	82	23	36	59	79	-2	8	0	2	-	-	-	-	-	
2015-16	Colorado	NHL	75	20	33	53	69	-5	4	1	2	-	-	-	-	-	
2016-17	Colorado	NHL	72	18	15	33	62	-25	5	1	2	-	-	-	-	-	
	Sweden	W-Cup	4	1	0	1	2	-	-	-	-	-	-	-	-	-	
Sweden	WC	10	2	3	5	2	-	-	-	-	-	-	-	-	-	-	
2017-18	Colorado	NHL	78	25	37	62	37	+16	8	0	1	6	4	3	7	8	
2018-19	Colorado	NHL	73	34	41	75	51	+17	10	0	9	12	3	5	8	10	
	Sweden	WC	5	2	5	7	0	-	-	-	-	-	-	-	-	-	
2019-20	Colorado	NHL	54	21	23	44	47	-2	6	0	4	-	-	-	-	-	
NHL TOTALS			633	198	262	460	489	+36	52	5	30	25	10	9	19	26	

STANLEY CUP PLAYOFFS (cont.)

- Scored his first career playoff overtime goal in Game 6 of the second-round series vs. San Jose (May 6).
- He became the fifth different player in franchise history to score an OT goal in an elimination contest and the first since Joe Sakic in Game 5 of the 2004 Western Conference Semifinal at San Jose.

2017-18

- Led the Avalanche in points (7) and goals (4) during the playoffs.
- Scored a goal in four straight games, April 14-20, the first Avalanche player to post a four-game goal streak during the playoffs since 2001, when Joe Sakic scored in the last two games of the Western Conference Final and the first two dates of the Stanley Cup Final (May 18-29, 2001).
- Set a playoff career high with three points (1g/2a) in Game 3 vs. Nashville on April 16.
- Netted the tying goal with 4:11 left in regulation in Colorado's Game 5 victory at Nashville on April 20.

2013-14

- Appeared in all seven postseason games, tallying three goals and one assist.
- His three goals tied him for second on the club.
- Scored a goal in his Stanley Cup Playoff debut on April 17 vs. Minnesota (Game 1).
- Scored twice in the Avalanche's Game 2 victory against the Wild on April 19.
- At 21 years, 147 days, he became the youngest Avalanche player to score two goals in a postseason game (Alex Tanguay was 21 years, 200 days when he scored twice in Game 7 of the 2001 Stanley Cup Final).

STANLEY CUP PLAYOFFS

2018-19

- Finished tied for third on the Avalanche in playoff scoring with eight points (3g/5a) in 12 games.
- Ranked second on the club in hits (35) and led Colorado in takeaways (11).



29 NATHAN MacKINNON

CENTER HEIGHT: 6-0 WEIGHT: 200 LBS. SHOOTS: RIGHT
BORN: SEPTEMBER 1, 1995 (HALIFAX, NOVA SCOTIA)

Draft: Colorado's first selection (first round, first overall) in the 2013 NHL Entry Draft

THIS SEASON

- Led the Avalanche and finished fifth in league scoring with 93 points (35g/58a) in 69 games.
- Became the first player in franchise history to lead the team in scoring for four straight seasons.
- Finished 43 points ahead of Colorado's second-leading scorer, Cale Makar (50), the largest gap of any team since the 2007-08 Washington Capitals (Alex Ovechkin 112, Nicklas Backstrom 69). The 43-point difference was the largest gap between the top-two scorers in Avalanche history and the second largest in franchise history. In 1990-91, Joe Sakic (109) finished 50 points ahead of Mats Sundin (59) with Quebec.
- Became the first Avalanche player to post three consecutive seasons of 90 or more points since the team relocated to Denver. He and Peter Forsberg (1997-99) were the only ones to do it in two straight campaigns.
- Set a career high with 29 multi-point games, the most by an Avalanche player since Forsberg had 29 in 2002-03. Nathan tied David Pastrnak for the second most multi-point games this season (Leon Draisaitl 33).
- MacKinnon's 58 assists ranked sixth in the league and tied his career high set both last season and the year before.
- Ranked ninth in the NHL with 35 goals, joining Sakic (2003-07) as the only Colorado players to post three straight 30-goal campaigns.
- Also joined Sakic and Forsberg as the only Colorado skaters to record three straight 50-assist seasons.
- Led the NHL in shots for the second straight year with 318.
- Has recorded a shot in 220 consecutive games, the second-longest streak in franchise history behind Sakic's run of 227 straight contests from 1995-99. MacKinnon's streak is the second-longest active run behind Dougie Hamilton (294 straight).
- Ranked fifth in the league in points-per-game (1.35), the highest average by an Avalanche player (min. 50 points) since Forsberg in 2003-04 (1.41).
- Finished fourth in the NHL in power-play points (31) and sixth in power-play goals (12-tied). His 12 PPG matched a career best.
- Ranked third in the league in even-strength scoring with 62 points (23g/39a).

- Captained the Central Division for the 2020 NHL All-Star Game on Jan. 25 in St. Louis, the second straight year he's been voted captain. MacKinnon was the first Avalanche player to be named All-Star captain twice (Sakic wore the 'C' once) and the first Avalanche player to be selected to four consecutive All-Star Games since Forsberg was chosen for six straight from 1996-2001.
- Was the NHL's First Star of the Week from Nov. 25-Dec. 1 and Dec. 30-Jan. 5 and Second Star from Nov. 11-17.
- Recorded points in each of his first 13 games, the longest scoring streak to start a season in Avalanche history and the fourth longest in franchise history. It was the longest by an NHL player to open a season since Henrik Zetterberg (17 straight) in 2007-08.
- MacKinnon, who opened the 2018-19 campaign with a nine-game point streak, became the fifth player in NHL history to record a season-opening point streak of nine or more games in consecutive seasons, joining Wayne Gretzky (four straight, 1982-83 to 1985-86), Charlie Simmer (1979-80 to 1980-81), Guy Lafleur (1975-76 to 1976-77) and Rod Gilbert (1971-72 to 1972-73).
- Collected points in his first eight home games, equaling the longest home scoring streak to start a season in Avalanche history (Alex Tanguay, 2005-06).
- Named the NHL's Second Star for the month of November after finishing second in the NHL with 25 points (10g/15a) in 14 games.
- MacKinnon's 25 points were a career high for any month and set a franchise record for a single November. It was the most points by an Avalanche player in a calendar month since March 2000 (Sakic 26).
- This was the third straight November that MacKinnon has been named one of the league's three stars, as he was the NHL's Second Star of the Month last November (2018) and the First Star in November of 2017. He has combined for 68 points (24g/44a) in 40 November games since 2017, the most of any player.
- Recorded a career-high 12 shots on Nov. 1 vs. Dallas, tying the single-game franchise record set by Gabriel Landeskog on Jan. 9, 2019 at Calgary.

CAREER STATISTICS

SEASON	TEAM	LEAGUE	REGULAR SEASON										PLAYOFFS				
			GP	G	A	PTS	PIM	+/-	PP	SH	GW		GP	G	A	PTS	PIM
2011-12	Halifax	QMJHL	58	31	47	78	45	-	-	-	-		17	13	15	28	12
2012-13	Halifax	QMJHL	44	32	43	75	45	-	-	-	-		17	11	22	33	12
	Canada	WJC	6	0	1	1	4	-	-	-	-		-	-	-	-	-
2013-14	Colorado	NHL	82	24	39	63	26	+20	8	0	5		7	2	8	10	4
	Canada	WC	8	1	3	4	8	-	-	-	-		-	-	-	-	-
2014-15	Colorado	NHL	64	14	24	38	34	-7	3	0	2		-	-	-	-	-
	Canada	WC	10	4	5	9	6	-	-	-	-		-	-	-	-	-
2015-16	Colorado	NHL	72	21	31	52	20	-4	7	0	6		-	-	-	-	-
2016-17	Colorado	NHL	82	16	37	53	16	-14	2	2	4		-	-	-	-	-
	North America	W-Cup	3	2	1	3	2	-	-	-	-		-	-	-	-	-
	Canada	WC	10	6	9	15	6	-	-	-	-		-	-	-	-	-
2017-18	Colorado	NHL	74	39	58	97	55	+11	12	0	12		6	3	3	6	4
2018-19	Colorado	NHL	82	41	58	99	34	+20	12	0	6		12	6	7	13	2
2019-20	Colorado	NHL	69	35	58	93	12	+13	12	0	4		-	-	-	-	-
NHL TOTALS			525	190	305	495	197	+39	56	2	39		25	11	18	29	10

2019-20 SEASON HIGHS

GOALS: 2 (4 times)

ASSISTS: 3 (3 times)

POINTS: 4 (4 times)

PIM: 4 (2/1 vs. PHI)

TOI: 29:04 (2/22 vs. LAK)

SHOTS: 12 (11/1 vs. DAL)

HITS: 5 (11/12 vs. WPG)

+/-: +3 (3 times)



29 NATHAN MacKINNON

THIS SEASON (cont.)

- Ended up leading all players with 79 shots in November, which were the most ever by a Colorado player in a calendar month.
- Reached the 50-point mark in his 32nd contest of the season on Dec. 13, one fewer than when he hit the milestone in 2018-19. Nathan became the second player in Avalanche/Nordiques history to require 33 or fewer games to reach 50 points in consecutive seasons, joining Peter Stastny (1981-82 to 1983-84).
- Appeared in his 500th NHL game on Jan. 7 at NY Rangers.
- His 62 points through 41 games equaled the most by an Avalanche player at the team's halfway point of a season (Mikko Rantanen, 2018-19).
- Reached the 70-point mark in his 48th game for the second straight year. The only Avalanche player to do it faster was Rantanen (47th game) last season.
- Logged a career-high 29:04 of ice time on Feb. 22 at Los Angeles, the most minutes by an Avs forward since Sakic played 29:57 on Feb. 10, 2000 vs. Calgary.
- Picked up his 300th career assist on March 2 at Detroit.
- Missed his only game of the year on March 11 vs. NY Rangers (lower body), which turned out to be the season finale.

STANLEY CUP PLAYOFFS

2018-19

- Finished second on the Avalanche with 13 points (6g/7a) in 12 playoff contests.
- Tied Mikko Rantanen for the team lead in goals, the most by a Colorado skater in the postseason since Joe Sakic had seven in 2004.
- Led the NHL with three game-winning goals during the 2019 Stanley Cup Playoffs.
- Ranked first on the club in shots (57).
- Had an eight-game point streak from April 13–May 2, the longest by an Avalanche player in the postseason since Peter Forsberg (eight) in 2002. In fact, MacKinnon's streak equaled the third longest in Avalanche postseason history behind only Sakic's 10-game run in 1996 and Claude Lemieux's nine-game streak in 1997.
- The eight-game streak also tied Vladimir Tarasenko for the longest during the 2019 postseason.
- MacKinnon had a five-game assist streak from April 15-28, matching David Krejci for the league high.
- Tallied his second career playoff overtime goal in Game 2 of the first-round series at Calgary on April 13.
- Scored two power-play goals and had an assist in the first period of Game 3 vs. Calgary (April 15), tying franchise playoff records for points and PPG in a single period.
- Was the 13th Colorado/Quebec player to have three points in a postseason period, the first since Forsberg on April 17, 2004, and just the third to score two PPG in a period, as Forsberg and Mike Ricci both did it during the 1996 postseason.
- Has 29 points (11g/18a) in 25 career playoff games, the highest points-per-game average (1.16) among active players and the eighth highest all-time (min 20 games).

2017-18

- Finished second on the team with six points (3g/3a) in six games during the 2018 Stanley Cup Playoffs.
- Led the Avs in shots (28) and ranked second in goals.
- Collected his first career playoff multi-goal game on April 16 vs. Nashville (Game 3).

2013-14

- Shared the team scoring lead during the playoffs with 10 points (2g/8a) in seven contests.
- MacKinnon's 10 points were the third-most by an 18-year-old in one playoff year, behind only Jaromir Jagr (13, 1991) and Ed Olczyk (11, 1985).
- Despite playing just seven games, Nathan's eight postseason assists tied for the league lead among rookies.
- Collected three assists in his playoff debut on April 17 vs. Minnesota, becoming the first rookie to ever record three assists in his postseason debut.
- At 18 years, 228 days, was the second-youngest player in NHL history to record three points in his playoff debut (Pierre Turgeon was 18 years, 222 days on April 6, 1988 at Boston).
- Had a goal and three assists in Game 2 on April 19, becoming the third 18-year-old in NHL history to record a four-point game in the postseason (Pierre Turgeon, 1988; Trevor Linden, 1989).
- With that four-point effort, Nathan tied the NHL record for most points in the first two playoff games of a career with seven (Odie Cleghorn, Montreal 1918-19 and Barry Pederson, Boston 1981-82).
- Was the fourth player in NHL history to record three or more points in each of his first two career postseason games (Newsy Lalonde 1917-18, Cleghorn 1918-19, Bobby Smith 1979-80).
- Scored the overtime winner in Game 5 on April 26 at Pepsi Center, becoming the second-youngest player in Stanley Cup Playoff history to score an OT goal (18 years, 237 days).
- Don Gallinger was 17 years, 339 days when he did it for Boston on March 21, 1943 against Montreal.



8

CALE MAKAR

DEFENSEMAN HEIGHT: 5-11 WEIGHT: 187 LBS. SHOOTS: RIGHT
BORN: OCTOBER 30, 1998 (CALGARY, ALBERTA)

Draft: Colorado's first selection (first round, fourth overall) in the 2017 NHL Entry Draft

THIS SEASON

- Finished second among NHL rookies in scoring with 50 points (12g/38a) in 57 games.
- Makar's 0.88 points-per-game average led all rookies and tied for the third-highest single-season total by a rookie defenseman in NHL history (min. 50 GP). Only Brian Leetch (1.04, New York Rangers, 1988-89) and Larry Murphy (0.95, Los Angeles Kings, 1980-81) averaged more.
- Led all rookie blueliners with 12 goals and tied for first among all rookies with four game-winning tallies.
- His 0.21 goals-per-game average was the highest by a first-year defenseman since 2015-16 (Shayne Gostisbehere, 0.27).
- Makar's 38 assists ranked second among all rookies.
- Was first among rookie blueliners in even-strength goals (8) and points (31) as well as power-play goals (4).
- Finished second among all rookies in power-play points (19) and assists (15).
- Makar and Vancouver's Quinn Hughes, who led all rookies with 53 points in 68 games, became the first defensemen to rank 1-2 in rookie scoring in the NHL's modern era (since 1943-44).
- Overall, only 17 rookie defensemen in NHL history have reached the 50-point mark in a season, with Makar and Hughes the first since Vladimir Malakhov (52) in 1992-93 with the NY Islanders.
- Led all Colorado defensemen in points, goals and assists, all franchise records for a rookie blueliner. His four game-winning tallies were also a franchise mark for a first-year defender.
- Made his regular-season debut in the season opener vs. Calgary on Oct.

3 and had an assist.

- Notched points in each of his first five games, Oct. 3-14, becoming the fifth defenseman in NHL history to open his career with points in each of his first five career games. In fact, Makar's five-game streak ended up tied for the second-longest by a blueliner to begin a career (Marek Zidlicky, six, 2003-04 with Nashville).
- Makar's five-game point streak to begin his career equaled the Avalanche record set by Alex Tanguay in 1999-00.
- Tied for first among rookies in points (10) and assists (nine) in October, with his nine assists an Avalanche record for a rookie defenseman in that month.
- Tallied his first regular-season goal Oct. 25 at Vegas.
- Named the NHL's Rookie of the Month for November, the first Avalanche defenseman to ever be named NHL Rookie of the Month and the first Colorado player since Gabriel Landeskog in February 2012.
- Makar led all NHL rookies and all NHL defensemen in points (16) and goals (seven) in 14 November games. His 16 points were the third-most ever by a rookie defenseman in November and the most by a rookie defenseman in ANY month since Alexei Zhitnik (19) in March of 1993 with Los Angeles. Makar's seven goals tied the franchise record for a defenseman in a single month and also equaled the third-most ever by an NHL rookie blueliner in one month. He scored three game-winning goals in November, the most by any rookie defenseman within a single calendar month in NHL history.
- Selected as the NHL's Third Star of the week for Nov. 4-10.

2019-20 SEASON HIGHS

GOALS: 2 (2 times)

TOI: 27:45 (11/23 vs. TOR)

ASSISTS: 4 (11/16 vs. VAN)

SHOTS: 7 (11/9 vs. CBJ)

POINTS: 4 (11/16 vs. VAN)

HITS: 3 (4 times)

PIM: 4 (2/22 vs. LAK)

+/-: +3 (3 times)

CAREER STATISTICS

SEASON	TEAM	LEAGUE	REGULAR SEASON										PLAYOFFS				
			GP	G	A	PTS	PIM	+/-	PP	SH	GW		GP	G	A	PTS	PIM
2014-15	Flames Midget AAA	AMHL	34	7	16	23	14	-	-	-	-	2	0	0	0	0	
	Brooks	AJHL	3	1	4	5	4	-	-	-	-	20	1	6	7	4	
2015-16	Brooks	AJHL	54	10	45	55	28	-	-	-	-	13	3	11	14	0	
2016-17	Brooks	AJHL	54	24	51	75	18	-	-	-	-	13	5	13	18	4	
2017-18	UMass	Hockey East	34	5	16	21	20	-	-	-	-	-	-	-	-	-	
	Canada	WJC	7	3	5	8	0	-	-	-	-	-	-	-	-	-	
2018-19	UMass	Hockey East	41	16	33	49	31	-	-	-	-	-	-	-	-	-	
	Colorado	NHL	-	-	-	-	-	-	-	-	-	10	1	5	6	0	
2019-20	Colorado	NHL	57	12	38	50	12	+12	4	0	4	-	-	-	-	-	
NHL TOTALS			57	12	38	50	12	+12	4	0	4	10	1	5	6	0	

STANLEY CUP PLAYOFFS

2018-19

- Seventy two hours after winning the Hobey Baker Award and 48 hours after playing in the NCAA championship game, Makar scored his first NHL goal on his first shot in the opening period of Colorado's Game 3 victory against Calgary on April 15.
- He became the first defenseman in history to score his first career goal while making his NHL debut in the Stanley Cup Playoffs.
- Overall, he was the seventh player in history to make his League debut in the playoffs and score, and the first Colorado/Quebec skater to do so.
- Despite playing just 10 games, Makar ended up leading all NHL rookie defensemen with six points (1g/5a) during the Stanley Cup Playoffs... His six points tied the franchise rookie record for a blueliner set by Quebec's Jeff Brown in 1987.
- Only two rookie skaters had more points during the 2019 postseason, Carolina left wing Warren Foegele (9) and Dallas left wing Roope Hintz (8).
- Finished the playoffs with a +3 plus/minus rating, tied for fifth on the team, and his six points ranked second among Avalanche rearguards.



8 CALE MAKAR

THIS SEASON (cont.)

- Was the first rookie defenseman in franchise history to score a goal in three straight games, Nov. 7-12. In fact, he was just the 11th rookie blueliner to have a three-game goal streak over the last 30 years (since 1989-90).
- Recorded three points on Nov. 7 vs. Nashville and followed that up with a pair of goals on Nov. 9 vs. Columbus. He was just the second rookie defenseman in Avalanche/Nordiques history to post consecutive multi-point outings, joining David Pichette (Dec. 7-10, 1980), and the first to score two goals in a game.
- Potted the game-winning goal in two straight contests, Nov. 9-12, the eighth rookie defenseman in NHL history to score the winning tally in consecutive games.
- Had four assists on Nov. 16 at Vancouver, setting a franchise rookie record for assists by a defenseman in a single game and matching the record in points (Quebec's Jeff Brown, Oct. 13, 1986 at Vancouver).
- Surpassed the 20-point mark in that Nov. 16 victory, becoming just the fourth defenseman in NHL history to record 20 or more points in his first 20 career games. He was only the second to do so in the modern era (since 1943-44) and the first since Larry Murphy nearly 40 years ago.
- Makar was the fourth defenseman to be the first rookie to surpass 20 points, joining Nicklas Lidstrom (22 GP with Detroit in 1991-92), Bobby Orr (33 GP with Boston in 1966-67) and Hap Day (18 GP with Toronto St. Pats in 1924-25). It was the most points by any Avalanche defender through the team's first 20 contests.

- Collected an assist on five consecutive Avalanche goals from Nov. 16-19, becoming the sixth rookie defenseman in NHL history to assist on five consecutive team goals.
- Logged a career-high 27:45 of ice time on Nov. 23 vs. Toronto, the most minutes by a Colorado rookie blueliner since April 26, 2013 (Tyson Barrie 28:48 at Phoenix).
- Suffered an upper-body injury on Dec. 7 at Boston, forcing him to miss eight games (Dec. 9-23).
- Placed on IR, Dec. 13 (retro to Dec. 7), and activated on Dec. 27.
- Makar's 29 points on Jan. 1 were the most by a rookie blueliner through New Years Day since Lidstrom (35) in 1991-92
- Surpassed the 30-point mark on Jan. 4 at New Jersey, becoming the eighth defenseman in history to record his first 30 career regular-season points in 33 games or fewer, and the first since Lidstrom in 1991-92.
- Scored his 11th goal of the year on Jan. 18 vs. St. Louis, breaking the single-season franchise record for a rookie defenseman (10) set by John-Michael Liles in 2003-04.
- With an assist on Feb. 4 in Buffalo, Makar broke the franchise record for the most points by a rookie defenseman in a single season with 38, topping the previous mark of 37 set by Bruce Bell for Quebec in 1984-85.
- Missed five games due to an upper-body injury, March 2-9.
- Returned to the lineup for what turned out to be the season finale on March 11 vs. NY Rangers and picked up three assists that night to surpass the 50-point mark.



90 VLADISLAV NAMESTNIKOV

CENTER HEIGHT: 6-0 WEIGHT: 183 LBS. SHOOTS: LEFT
BORN: NOVEMBER 22, 1992 (ZHUKOVSKIY, RUSSIA)

Draft: Tampa Bay's first selection (1st round, 27th overall) in the 2011 NHL Entry Draft
Acquired: Trade with Ottawa, Feb. 24, 2020

THIS SEASON

- Was acquired by the Avalanche at the trade deadline and tallied six points (4g/2a) in nine games with Colorado.
- Appeared in 65 combined games between the New York Rangers, Ottawa Senators and Avalanche, notching 31 points (17g/14a).
- Tied for the NHL lead in both shorthanded goals (4) and shorthanded points (6).
- His 17 goals overall were the second most of his career.
- Acquired from Ottawa on Feb. 24 and made his Avalanche debut on Feb. 26 vs. Buffalo.
- Scored his first goal with the Avs on March 2 at Detroit.
- Began the season with the New York Rangers, dressing in two contests (0g/0a) before getting traded to Ottawa on Oct. 7.
- Tallied 25 points (13g/12a) in 54 games with the Senators.
- Tied his career high with three points on Oct. 12 vs. Tampa Bay, his eighth career three-point effort.

2019-20 SEASON HIGHS

GOALS: 2 (10/12 vs. TBL) **TOI:** 21:47 (10/12 vs. TBL)
ASSISTS: 2 (12/9 vs. BOS) **SHOTS:** 5 (1/16 vs. VGK)
POINTS: 3 (10/12 vs. TBL) **HITS:** 7 (12/30 vs. PIT)
PIM: 5 (11/9 vs. CAR) **+/-:** +3 (3 times)

CAREER STATISTICS

SEASON	TEAM	LEAGUE	REGULAR SEASON										PLAYOFFS			
			GP	G	A	PTS	PIM	+/-	PP	SH	GW	GP	G	A	PTS	PIM
2008-09	Khimik Voskresensk-2	Russia-3	1	0	0	0	0	-	-	-	-	-	-	-	-	-
	Russia	WHC-17	5	8	2	10	0	-	-	-	-	-	-	-	-	-
2009-10	Khimik Voskresensk	VHL	33	12	9	21	18	-	-	-	-	-	-	-	-	-
	Russia	WJC-18	5	8	2	10	18	-	-	-	-	-	-	-	-	-
2010-11	London	OHL	68	30	39	69	49	+12	11	0	2	6	1	4	5	6
2011-12	London	OHL	63	22	49	71	50	+15	4	0	4	19	4	14	18	20
2012-13	Syracuse	AHL	44	7	14	21	32	+4	2	0	0	18	2	5	7	10
2013-14	Syracuse	AHL	56	19	29	48	40	-1	7	2	3	-	-	-	-	-
	Tampa Bay	NHL	4	0	0	0	4	-1	0	0	0	-	-	-	-	-
2014-15	Syracuse	AHL	34	14	21	35	12	+11	3	1	3	-	-	-	-	-
	Tampa Bay	NHL	43	9	7	16	13	+1	1	0	3	12	0	1	1	4
2015-16	Tampa Bay	NHL	80	14	21	35	45	+17	1	0	2	17	1	2	3	0
2016-17	Tampa Bay	NHL	74	10	18	28	31	-4	3	0	0	-	-	-	-	-
	Russia	W-Cup	3	1	0	1	0	-	-	-	-	-	-	-	-	-
	Russia	WC	10	3	3	6	8	-	-	-	-	-	-	-	-	-
2017-18	Tampa Bay	NHL	62	20	24	44	35	+11	8	0	2	-	-	-	-	-
	NY Rangers	NHL	19	2	2	4	10	-5	1	0	0	-	-	-	-	-
2018-19	NY Rangers	NHL	78	11	20	31	44	-7	1	2	3	-	-	-	-	-
2019-20	NY Rangers	NHL	2	0	0	0	2	-2	0	0	0	-	-	-	-	-
	Ottawa	NHL	54	13	12	25	35	-5	1	4	2	-	-	-	-	-
	Colorado	NHL	9	4	2	6	8	+2	1	0	0	-	-	-	-	-
NHL TOTALS			425	83	106	189	227	7	17	6	12	29	1	3	4	4

STANLEY CUP PLAYOFFS

2015-16

- Established playoff career highs in games played (17), goals (one), assists (two), and points (three) while helping Tampa Bay advance to the Eastern Conference Final.
- Registered his first career Stanley Cup Playoff goal in Game 3 of the Second Round at the New York Islanders on May 3.

2014-15

- Skated in 12 playoff games while helping Tampa Bay advance to the Stanley Cup Final.
- Made his Stanley Cup Playoff debut in Game 1 of the First Round vs. Detroit on April 16.
- Tallied his first career Stanley Cup Playoff assist/point in Game 2 vs. Detroit on April 18.



13 VALERI NICHUSHKIN

RIGHT WING HEIGHT: 6-4 WEIGHT: 210 LBS. SHOOTS: LEFT
BORN: MARCH 4, 1995 (CHELYABINSK, RUSSIA)

Draft: Dallas' first selection (first round, 10th overall) in the 2013 NHL Entry Draft
Acquired: Signed by Colorado as a free agent, Aug. 19, 2019

THIS SEASON

- Finished second on the Avalanche and tied for eighth in the NHL in plus/minus rating (+26).
- Only three NHL forwards posted a higher plus/minus rating: Artemi Panarin (+36), Anthony Cirelli and Brayden Point (both +28). Nikita Kucherov tied Nichushkin at +26.
- Ranked seventh on the team with 13 goals, one shy of his career high.
- Had a career best three game-winning goals, tied for sixth on the club.
- Scored his first career shorthanded goal on Dec. 4 at Toronto, the game winner in a 3-1 victory.
- Tallied goals in back-to-back games, Dec. 7-9, only the second time he has done that in his career (Feb. 5-8, 2014).
- Had a four-game point streak, Dec. 7-13, longest of his NHL career.
- Recorded a Gordie Howe hat trick on Dec. 23 at Vegas.
- Did not dress on Jan. 4 at New Jersey (illness).
- Recorded his 100th NHL point on March 2 at Detroit.

2019-20 SEASON HIGHS

GOALS: 1 (13 times) **TOI:** 20:41 (2/22 vs. LAK)
ASSISTS: 2 (2/4 vs. BUF) **SHOTS:** 5 (2 times)
POINTS: 3 (2/4 vs. BUF) **HITS:** 6 (2/6 vs. OTT)
PIM: 5 (2 times) **+/-:** +4 (2/4 vs. BUF)

CAREER STATISTICS

SEASON	TEAM	LEAGUE	REGULAR SEASON										PLAYOFFS				
			GP	G	A	PTS	PIM	+/-	PP	SH	GW		GP	G	A	PTS	PIM
2012-13	Chelyabinsk	KHL	18	4	2	6	0	6	-	-	-		25	6	3	9	0
	C. Chelyabinsk	VHL	15	8	2	10	4	-	-	-	-		-	-	-	-	-
	B.M. Chelyabinsk	MHL	9	4	4	8	0	-	-	-	-		-	-	-	-	-
	Russia	WJC	6	1	1	2	25	-	-	-	-		-	-	-	-	-
2013-14	Dallas	NHL	79	14	20	34	8	+20	2	0	2		6	1	1	2	2
	Russia	Olympics	5	1	0	1	0	-	-	-	-		-	-	-	-	-
2014-15	Dallas	NHL	8	0	1	1	2	-5	0	0	0		-	-	-	-	-
	Texas	AHL	5	0	4	4	12	-6	-	-	-		-	-	-	-	-
2015-16	Dallas	NHL	79	9	20	29	12	+2	1	0	1		10	0	1	1	2
2016-17	CSKA Moscow	KHL	36	11	13	24	9	-	-	-	-		9	1	4	5	4
	Russia	WC	6	0	3	3	0	-	-	-	-		-	-	-	-	-
2017-18	CSKA Moscow	KHL	50	16	11	27	14	-	-	-	-		19	3	6	9	12
2018-19	Dallas	NHL	57	0	10	10	0	-4	0	0	0		1	0	0	0	0
2019-20	Colorado	NHL	65	13	14	27	14	+26	1	1	3		-	-	-	-	-
NHL TOTALS			288	36	65	101	36	+39	4	1	6		17	1	2	3	4

STANLEY CUP PLAYOFFS

2018-19

- Appeared in one postseason contest, Game 3 of the first round series vs. Nashville on April 15.

2015-16

- Dressed in 10 postseason contests with the Stars, notching one assist.

2013-14

- Made his Stanley Cup Playoff debut, recording two points (1g/1a) in six contests.
- Recorded an assist in his first career playoff contest in Game 1 of the Western Conference First Round at Anaheim on April 16.
- Scored his first career postseason goal in Game 3 vs. Anaheim on April 21.



83 MATT NIETO

LEFT WING HEIGHT: 5-11 WEIGHT: 185 LBS. SHOOTS: LEFT
BORN: NOVEMBER 5, 1992 (LONG BEACH, CALIFORNIA)

Draft: San Jose's first selection (second round, 47th overall) in the 2011 NHL Entry Draft
Acquired: Claimed by Colorado on waivers, Jan. 5, 2017

THIS SEASON

- One of two Avalanche players to appear in all 70 games (Samuel Girard).
- Tied for second on the team with two shorthanded goals.
- Set a career-high with three game-winning tallies.
- Led all Colorado forwards in shorthanded minutes (164:42) and average shorthanded ice time (2:21).
- Had three goals in October, his most in a month since March 2018.
- Tied his career high with two assists on Dec. 28 at Dallas.

2019-20 SEASON HIGHS

GOALS: 1 (8 times) **TOI:** 18:31 (3/11 vs. NYR)
ASSISTS: 2 (12/28 vs. DAL) **SHOTS:** 5 (12/11 vs. PHI)
POINTS: 2 (2 times) **HITS:** 3 (2 times)
PIM: 2 (3 times) **+/-:** +2 (6 times)

CAREER STATISTICS

SEASON	TEAM	LEAGUE	REGULAR SEASON											PLAYOFFS				
			GP	G	A	PTS	PIM	+/-	PP	SH	GW	GP	G	A	PTS	PIM		
2008-09	U.S. NTDP U-18	NAHL	38	11	24	35	14	-	-	-	-	-	-	-	-	-	-	-
2009-10	U.S. NTDP U-18	USHL	21	14	14	28	19	-	-	-	-	-	-	-	-	-	-	-
	U.S. NTDP U-17	USHL	3	1	0	1	0	-	-	-	-	-	-	-	-	-	-	-
2010-11	Boston Univ.	H-East	39	10	13	23	16	-	-	-	-	-	-	-	-	-	-	-
2011-12	Boston Univ.	H-East	37	16	26	42	26	-	-	-	-	-	-	-	-	-	-	-
2012-13	Boston Univ.	H-East	39	18	19	37	24	-	-	-	-	-	-	-	-	-	-	-
	Worcester	AHL	11	2	4	6	0	-	-	-	-	-	-	-	-	-	-	-
2013-14	San Jose	NHL	66	10	14	24	16	-4	1	0	2	7	2	3	5	0		
	Worcester	AHL	2	2	3	5	0	-	-	-	-	-	-	-	-	-	-	-
2014-15	San Jose	NHL	72	10	17	27	20	-12	1	0	1	-	-	-	-	-	-	-
2015-16	San Jose	NHL	67	8	9	17	10	-8	0	2	1	16	1	2	3	8		
2016-17	San Jose	NHL	16	0	2	2	4	-3	0	0	0	-	-	-	-	-	-	-
	Colorado	NHL	43	7	4	11	4	-9	0	0	1	-	-	-	-	-	-	-
2017-18	Colorado	NHL	74	15	11	26	14	+6	0	1	1	6	0	3	3	2		
2018-19	Colorado	NHL	64	4	19	23	8	+2	0	1	1	12	4	3	7	2		
2019-20	Colorado	NHL	70	8	13	21	6	+7	0	2	3	-	-	-	-	-		
NHL TOTALS			472	62	89	151	82	-21	2	6	10	41	7	11	18	12		

STANLEY CUP PLAYOFFS

2018-19

- Recorded seven points (4g/3a) with a +6 plus/minus rating in 12 playoff games.
- Led all NHL players with two shorthanded goals, tying the franchise record for a single postseason.
- Shared the team lead in plus/minus rating, finished tied for third on the club in goals and ranked sixth in points.
- Both shorthanded tallies came in the first-round series against Calgary, equaling the franchise mark for a single series.

STANLEY CUP PLAYOFFS (cont.)

- Netted shorthanded goals in back-to-back games, April 13-15, joining Andre Savard (1984 DSF vs. Buffalo) as the only players in Quebec/Colorado playoff history to accomplish that feat.
- Nieto was the first NHL player to score a SHG in back-to-back contests since Max Talbot with Philadelphia in Game 2 & 3 of the 2012 CQF vs Pittsburgh.
- Scored his first playoff shorthanded goal on April 13 at Calgary (Game 2), the first SHG by an Avalanche player in the postseason since Paul Stastny on April 28, 2014 at Minnesota.

2017-18

- Recorded three points (0g/3a) in six playoff games for the Avalanche.
- His three assists tied him for third on the Avs.
- Led all Colorado forwards in shorthanded time-on-ice (2:32).

2015-16

- Appeared in 16 of San Jose's 24 playoff contests, including five of the six Stanley Cup Final games against the Penguins.
- Finished with one goal and two assists during the postseason.
- Scored in the series-clinching Game 5 of the opening round against the Kings in Los Angeles on April 22.

2013-14

- Appeared in all seven playoff games for the Sharks and tied Tomas Hertl for fourth on the club in scoring with five points (2g/3a).
- Had an assist in his first career playoff game on April 17 vs. Los Angeles and went on to collect points in each of his first four postseason outings (2g/3a).
- Scored his first career playoff goal in Game 3 at Los Angeles on April 22.



96 MIKKO RANTANEN

RIGHT WING HEIGHT: 6-4 WEIGHT: 215 LBS. SHOOTS: LEFT
BORN: OCTOBER 29, 1996 (NOUSIAINEN, FINLAND)

Draft: Colorado's first selection (first round, 10th overall) in the 2015 NHL Entry Draft

THIS SEASON

- Ranked fifth on the Avalanche with 41 points (19g/22a) despite being limited to just 42 games due to injury.
- Finished second on the team in power-play goals (8) and his 19 goals overall tied him for fourth on the squad.
- Signed a six-year contract prior to the start of the season on Sept. 28.
- Left with a lower-body injury on Oct. 21 at St. Louis, forcing him to miss 16 games from Oct. 25–Nov. 29.
- Was placed on IR, Oct. 25 (retro to Oct. 21) and activated on Nov. 30.
- Was tied for the club lead in points (12) and goals (5) at the time of his injury.
- Recorded four points (1g/3a) in his return to the lineup on Nov. 30 vs. Chicago.

- Notched his second career hat trick on Jan. 4 at New Jersey.
- Rantanen's second goal that night came eight seconds into the third period, matching the fastest goal to begin a period in Avalanche history (Antti Laaksonen, Feb. 10, 2006 at Columbus, first).
- Left with an upper-body injury on Feb. 17 vs. Tampa Bay, forcing him to miss the final 12 games of the regular season.
- Placed on IR, Feb. 18 (retroactive to Feb. 17).
- At the time of that injury, Mikko was tied for first on the club in game-winning goals (5) and tied for second in goals (19) and power-play tallies (8).

2019-20 SEASON HIGHS

GOALS: 3 (1/4 vs. NJD) **TOI:** 22:23 (12/19 vs. CAR)
ASSISTS: 3 (11/30 vs. CHI) **SHOTS:** 6 (1/14 vs. DAL)
POINTS: 4 (11/30 vs. CHI) **HITS:** 4 (2/15 vs. LAK)
PIM: 4 (2/8 vs. CBJ) **+/-:** +3 (2 times)

CAREER STATISTICS

SEASON	TEAM	LEAGUE	REGULAR SEASON											PLAYOFFS					
			GP	G	A	PTS	PIM	+/-	PP	SH	GW	GP	G	A	PTS	PIM			
2011-12	TPS U18	Finland U18	22	5	8	13	6	-	-	-	-	-	-	-	-	-	-	-	-
2012-13	TPS U18	Finland U18	5	2	6	8	0	-	-	-	-	1	1	0	1	0	-	-	-
	TPS Jr.	Finland Jr.	35	10	14	24	14	-	-	-	-	9	2	4	6	4	-	-	-
	TPS	Finland	15	2	1	3	4	-	-	-	-	-	-	-	-	-	-	-	-
2013-14	TPS U18	Finland U18	2	0	2	2	0	-	-	-	-	-	-	-	-	-	-	-	-
	TPS Jr.	Finland Jr.	17	5	13	18	8	-	-	-	-	3	2	1	3	0	-	-	-
	TPS	Finland	37	5	4	9	10	-	-	-	-	-	-	-	-	-	-	-	-
2014-15	TPS	Finland	56	9	19	28	22	-	-	-	-	-	-	-	-	-	-	-	-
	TPS Jr.	Finland Jr.	-	-	-	-	-	-	-	-	-	7	6	8	14	2	-	-	-
	Finland	WJC	5	4	0	4	2	-	-	-	-	-	-	-	-	-	-	-	-
2015-16	Colorado	NHL	9	0	0	0	2	-7	0	0	0	-	-	-	-	-	-	-	-
	San Antonio	AHL	52	24	36	60	42	-	-	-	-	-	-	-	-	-	-	-	-
	Finland	WJC	7	2	3	5	2	-	-	-	-	-	-	-	-	-	-	-	-
	Finland	WC	5	0	1	1	2	-	-	-	-	-	-	-	-	-	-	-	-
2016-17	San Antonio	AHL	4	0	2	2	4	-	-	-	-	-	-	-	-	-	-	-	-
	Colorado	NHL	75	20	18	38	22	-25	4	0	2	-	-	-	-	-	-	-	-
	Finland	WC	10	4	6	10	0	-	-	-	-	-	-	-	-	-	-	-	-
2017-18	Colorado	NHL	81	29	55	84	34	0	12	0	3	6	0	4	4	0	-	-	-
	Finland	WC	8	5	6	11	6	-	-	-	-	-	-	-	-	-	-	-	-
2018-19	Colorado	NHL	74	31	56	87	54	+13	16	0	4	12	6	8	14	4	-	-	-
2019-20	Colorado	NHL	42	19	22	41	14	-2	8	0	5	-	-	-	-	-	-	-	-
NHL TOTALS			281	99	151	250	126	-21	40	0	14	18	6	12	18	4			

STANLEY CUP PLAYOFFS

2018-19

- Led Colorado in playoff scoring with 14 points (6g/8a) in 12 games, the most by an Avalanche player in the postseason since 2002 (Peter Forsberg 27, Joe Sakic 19).
- Rantanen's 14 points tied for the league lead through two rounds, and his 1.17

STANLEY CUP PLAYOFFS (cont.)

- points-per-game average finished as the highest among all NHL players who appeared in at least eight postseason contests.
- Also led the club in assists and tied Nathan MacKinnon for the team lead in goals.
- The six goals were the most by a Colorado skater in the postseason since Sakic had seven in 2004.
- Ranked first on the club with two game-winning tallies.
- Had four straight multi-point games, April 13-19, the first Avalanche player to do that in the postseason since Forsberg (five games) and Sakic (four) during the 2002 playoffs.
- Scored his first career playoff goal in Game 3 of the first-round series vs. Calgary on April 15.
- Notched the tying goal with 2:50 remaining in regulation and scored his first career overtime winner in Game 4 vs. Calgary on April 17.
- Became the second player in Avalanche history to score a tying goal in the final five minutes a playoff game and net the OT winner, joining Paul Stastny in Game 1 of the 2014 first round vs. Minnesota.
- Recorded his first career playoff three-point effort (1g/2a) in the series-clinching Game 5 victory at Calgary on April 19.

2017-18

- Tied for the team lead with four assists (0g/4a) in six games during the postseason.
- Had an assist in his Stanley Cup Playoff debut in Game 1 of the first-round series at Nashville on April 12.
- Recorded his first playoff multi-point game with a pair of assists in Game 3 vs. Nashville (April 16).



22 COLIN WILSON

CENTER/LW HEIGHT: 6-1 WEIGHT: 215 LBS. SHOOTS: LEFT
BORN: OCTOBER 20, 1989 (GREENWICH, CONNECTICUT)

Draft: Nashville's first selection (first round, seventh overall) in the 2008 NHL Entry Draft.
Acquired: Trade with Nashville, July 1, 2017

THIS SEASON

- Missed the final 59 games of the season due to a lower-body injury.
- Was placed on Injured Reserve, Nov. 7 (retroactive to Oct. 26).
- Matched his career high with three assists on Oct. 19 at Tampa Bay.

2019-20 SEASON HIGHS

GOALS: 0 (9 times) **TOI:** 15:24 (10/10 vs. BOS)
ASSISTS: 3 (10/19 vs. TBL) **SHOTS:** 4 (10/26 vs. ANA)
POINTS: 3 (10/19 vs. TBL) **HITS:** 2 (2 times)
PIM: 0 (9 times) **+/-:** +3 (10/19 vs. TBL)

CAREER STATISTICS

SEASON	TEAM	LEAGUE	REGULAR SEASON										PLAYOFFS				
			GP	G	A	PTS	PIM	+/-	PP	SH	GW		GP	G	A	PTS	PIM
2005-06	USNTDP	U-17	15	9	7	16	2	-	-	-	-	-	-	-	-	-	-
	USNTDP	U-18	16	2	4	6	8	-	-	-	-	-	-	-	-	-	-
	USNTDP	NAHL	34	10	11	21	10	-	-	-	-	-	2	0	0	0	2
2006-07	USNTDP	U-18	41	19	31	50	32	-	-	-	-	-	-	-	-	-	-
	USNTDP	NAHL	15	11	13	24	21	-	-	-	-	-	-	-	-	-	-
2007-08	Boston Univ.	H-East	37	12	23	35	22	-	-	-	-	-	-	-	-	-	-
	United States	WJC	6	6	1	7	4	-	-	-	-	-	-	-	-	-	-
2008-09	Boston Univ.	H-East	43	17	38	55	52	-	-	-	-	-	-	-	-	-	-
	United States	WJC	6	3	6	9	4	-	-	-	-	-	-	-	-	-	-
	United States	WC	9	0	2	2	2	-	-	-	-	-	-	-	-	-	-
2009-10	Nashville	NHL	35	8	7	15	7	-2	1	0	3	6	0	1	1	0	0
	Milwaukee	AHL	40	13	21	34	19	-	-	-	-	-	-	-	-	-	-
2010-11	Nashville	NHL	82	16	18	34	17	+9	2	0	2	3	0	0	0	0	0
2011-12	Nashville	NHL	68	15	20	35	21	+5	5	0	5	4	1	0	1	0	0
2012-13	Nashville	NHL	25	7	12	19	4	+1	2	0	1	-	-	-	-	-	-
2013-14	Nashville	NHL	81	11	22	33	21	-1	2	0	3	-	-	-	-	-	-
2014-15	Nashville	NHL	77	20	22	42	22	+19	3	0	5	6	5	0	5	0	0
2015-16	Nashville	NHL	64	6	18	24	14	-1	1	0	0	14	5	8	13	0	0
2016-17	Nashville	NHL	70	12	23	35	18	+7	6	0	0	14	2	2	4	2	0
2017-18	Colorado	NHL	56	6	12	18	6	-5	1	0	1	6	0	1	1	0	0
2018-19	Colorado	NHL	65	12	15	27	8	-6	5	0	2	12	4	4	8	2	0
2019-20	Colorado	NHL	9	0	4	4	0	+6	0	0	0	-	-	-	-	-	-
NHL TOTALS			632	113	173	286	138	+32	28	0	22	65	17	16	33	4	0

STANLEY CUP PLAYOFFS

2018-19

- Recorded eight points (4g/4a) in 12 playoff games, tying him for third on the team in both goals and points.
- Led Colorado with three power-play goals, the most by an Avalanche skater in the playoffs since Andrew Brunette had three in 2008.
- Tied playoff career highs with two goals and three points in Colorado's first-round series clinching victory at Calgary on April 19 (Game 5).
- It marked his second career multi-goal game in the playoffs (April 15, 2015 vs. Chicago) and also his second career three-point effort (May 5, 2016 vs. San Jose).

STANLEY CUP PLAYOFFS (cont.)

2017-18

- Appeared in all six playoff games for the Avalanche, tallying one assist (0g/1a).

2016-17

- Dressed in 14 playoff contests for Nashville, registering four points (2g/2a).
- Skated in two games of the Stanley Cup Final against Pittsburgh.

2015-16

- Led the Predators in playoff scoring with 13 points (5g/8a) in 14 contests.
- His 13 points equaled the franchise record for a single postseason at the time.
- Shared the club lead in goals and assists and was a team-best +8.
- Matched a franchise record for points in a single series with eight (3g/5a) in the second round against San Jose.
- Set a franchise record with a seven-game playoff point streak (4g/5a) from April 27 to May 9.

2014-15

- Led the Predators with five goals (5g/0a) in six games during the postseason.
- Finished tied for second on the club in points.
- Set franchise records for goals (5) and power-play goals (4) in a single playoff series during the Western Conference Quarterfinal against Chicago.

2011-12

- Dressed in Nashville's final four games of the postseason.
- Scored his first career playoff goal in Game 5 of the Western Conference Semifinal at Phoenix on May 7.

2010-11

- Appeared in three of the club's six games against Vancouver in the Western Conference Semifinal.

2009-10

- Appeared in all six of Nashville's playoff games.
- Recorded his first career postseason point with an assist in Game 6 of the Western Conference Quarterfinal vs. Chicago on April 26.



16 NIKITA ZADOROV

DEFENSEMAN HEIGHT: 6-6 WEIGHT: 235 LBS. SHOOTS: LEFT
BORN: APRIL 16, 1995 (MOSCOW, RUSSIA)

Draft: Buffalo's second selection (first round, 16th overall) in the 2013 NHL Entry Draft
Acquired: Trade with Buffalo, June 26, 2015

THIS SEASON

- Led the team in hits for the fourth consecutive season with 175.
- His streak of four straight years is the longest such run in franchise history.
- Has the most hits (681) of any NHL defenseman since the start of the 2017-18 campaign.
- Finished tied for third among Avalanche defensemen in goals (4).
- Appeared in his 300th NHL game on Oct. 21 at St. Louis.
- Suffered a broken jaw on Nov. 7 vs. Nashville, forcing him to miss three games (Nov. 9-14).
- Placed on Injured Reserve, Nov. 8 (retroactive to Nov. 7) and activated on Nov. 16.
- Had a season-best 10 hits while logging a season-high 27:10 of ice time on Dec. 7 at Boston.
- Recorded a career high four-game point streak, Jan. 18-Feb. 4, which included a stretch of three straight multi-point games from Jan. 20-Feb. 4. He became the fourth Avalanche defenseman (fifth time) to ever record three straight multi-point games.

2019-20 SEASON HIGHS

GOALS: 1 (4 times) **TOI:** 27:10 (12/7 vs. BOS)
ASSISTS: 2 (1/20 vs. DET) **SHOTS:** 4 (1/14 vs. DAL)
POINTS: 2 (3 times) **HITS:** 10 (12/7 vs. BOS)
PIM: 14 (10/30 vs. FLA) **+/-:** +3 (3 times)

CAREER STATISTICS

SEASON	TEAM	LEAGUE	REGULAR SEASON											PLAYOFFS				
			GP	G	A	PTS	PIM	+/-	PP	SH	GW			GP	G	A	PTS	PIM
2012-13	London	OHL	63	6	19	25	54	-	-	-	-	-	20	2	4	6	36	
2013-14	Buffalo	NHL	7	1	0	1	4	-4	0	0	0		-	-	-	-	-	
	London	OHL	36	11	19	30	43	-	-	-	-		9	4	5	9	16	
	Russia	WJC	7	4	1	5	6	-	-	-	-		-	-	-	-	-	
2014-15	Buffalo	NHL	60	3	12	15	51	-10	2	0	1		-	-	-	-	-	
2015-16	Colorado	NHL	22	0	2	2	12	-5	0	0	0		-	-	-	-	-	
	San Antonio	AHL	52	10	19	29	90	-	-	-	-		-	-	-	-	-	
2016-17	Colorado	NHL	56	0	10	10	73	-20	0	0	0		-	-	-	-	-	
2017-18	Colorado	NHL	77	7	13	20	103	+4	0	0	1		6	1	2	3	32	
2018-19	Colorado	NHL	70	7	7	14	75	+19	0	0	0		12	0	0	0	24	
	Russia	WC	9	0	1	1	14	-	-	-	-		-	-	-	-	-	
2019-20	Colorado	NHL	64	4	9	13	65	+6	0	0	0		-	-	-	-	-	
NHL TOTALS			356	22	53	75	383	-10	2	0	2		18	1	2	3	56	

STANLEY CUP PLAYOFFS

2018-19

- Ranked first on the team with 59 hits during the postseason, a total that led all NHL players through the second round.
- Set a playoff career high with 11 hits on April 30 vs. San Jose, tied for the third-most in a single game in Avalanche postseason history.
- Only Adam Foote (13 in Game 3 of 2002 WCF vs. Detroit) and Darius Kasparaitis (12 in Game 4 of 2002 WCF vs. Detroit) had more.

2017-18

- Finished second among Colorado defensemen in playoff scoring with three points (1g/2a) in six games.
- Led the team with 28 hits.
- Scored a goal in his Stanley Cup Playoff debut on April 12 at Nashville (Game 1).
- Picked up his first career postseason assist in Game 2 at Nashville on April 14.
- Recorded nine hits in Game 6 vs. Nashville on April 22, which at the time were the most by an Avalanche player in a postseason game since Rob Blake also had nine on May 9, 2006 vs. Anaheim.





A black and white photograph of Colorado Avalanche players celebrating on the ice. Several players are visible, wearing their team jerseys and helmets. One player in the center has the letter 'A' on his jersey, and another on the right has the number '92'. They are holding hockey sticks and appear to be in a moment of triumph.

COLORADO AVALANCHE PLAYOFF RECORDS



A black and white photograph of Colorado Avalanche players celebrating on the ice. The image is heavily stylized with a dark, textured background and a large, bold, white 'A' in the center. The players are wearing their team jerseys and helmets, and the overall mood is one of intense celebration.

ALL-TIME PLAYOFF RECORD

STANLEY CUP PLAYOFF RECORDS VS. NHL TEAMS (1981-2019)

TEAM	SERIES	W	L	GP	W	L	GF	GA	LAST MTG.	ROUND	RESULT
ANAHEIM	1	0	1	4	0	4	4	16	2006	CSF	L, 0-4
BOSTON	2	1	1	11	5	6	36	37	1983	DSF	L, 1-3
BUFFALO	2	2	0	8	6	2	35	27	1985	DSF	W, 3-2
CALGARY	1	1	0	5	4	1	17	11	2019	FR	W, 4-1
CHICAGO	2	2	0	12	8	4	49	28	1997	CQF	W, 4-2
DALLAS	4	2	2	24	14	10	66	62	2006	CQF	W, 4-1
DETROIT	6	3	3	34	17	17	88	97	2008	CSF	L, 0-4
EDMONTON	2	1	1	12	7	5	35	30	1998	CQF	L, 3-4
FLORIDA	1	1	0	4	4	0	15	4	1996	F	W, 4-0
HARTFORD	2	1	1	9	4	5	34	35	1987	DSF	W, 4-2
LOS ANGELES	2	2	0	14	8	6	33	23	2002	CQF	W, 4-3
MINNESOTA	3	1	2	20	10	10	54	50	2014	FR	L, 3-4
MONTREAL	5	2	3	31	14	17	85	105	1993	DSF	L, 2-4
NASHVILLE	1	0	1	6	2	4	15	22	2018	FR	L, 2-4
NEW JERSEY	1	1	0	7	4	3	19	11	2001	F	W, 4-3
NY ISLANDERS	1	0	1	4	0	4	9	18	1982	ECF	L, 0-4
NY RANGERS	1	0	1	6	2	4	19	25	1995	CQF	L, 2-4
PHILADELPHIA	2	0	2	11	4	7	29	39	1985	ECF	L, 2-4
PHOENIX	1	1	0	5	4	1	17	10	2000	CQF	W, 4-1
ST. LOUIS	1	1	0	5	4	1	17	11	2001	CF	W, 4-1
SAN JOSE	5	2	3	32	15	17	80	91	2019	R2	L, 3-4
VANCOUVER	2	2	0	10	8	2	40	26	2001	CQF	W, 4-0
TOTALS	48	26	22	274	144	130	796	778			

PLAYOFF SERIES RESULTS VS. OPPONENTS

ANAHEIM

2006 - CSF - Anaheim won series 4-0, outscoring Colorado 16-4

BOSTON

1982 - DF - Quebec won series 4-3, outscoring Boston 28-26

1983 - DSF - Boston won series 3-1, outscoring Quebec 11-8

BUFFALO

1984 - DSF - Quebec won series 3-0, outscoring Buffalo 13-5

1985 - DSF - Quebec won series 3-2, each team scoring 22 goals

CALGARY

2019 - R1 - Colorado won series 4-1, outscoring Calgary 17-11

CHICAGO

1996 - CSF - Colorado won series 4-2, outscoring Chicago 21-14

1997 - CQF - Colorado won series 4-2, outscoring Chicago 28-14

DALLAS

1999 - WCF - Dallas won series 4-3, outscoring Colorado 23-16

2000 - WCF - Dallas won series 4-3, outscoring Colorado 14-13

2004 - CQF - Colorado won series 4-1, outscoring Dallas 19-10

2006 - CQF - Colorado won series 4-1, outscoring Dallas 18-15

DETROIT

1996 - WCF - Colorado won series 4-2, outscoring Detroit 20-16

1997 - WCF - Detroit won series 4-2, outscoring Colorado 16-12

1999 - CSF - Colorado won series 4-2, outscoring Detroit 21-14

2000 - CSF - Colorado won series 4-1, outscoring Detroit 13-8

2002 - WCF - Detroit won series 4-3, outscoring Colorado 22-13

2008 - CSF - Detroit won series 4-0, outscoring Colorado 21-9

EDMONTON

1997 - CSF - Colorado won series 4-1, outscoring Edmonton 19-11

1998 - CQF - Edmonton won series 4-3, outscoring Colorado 16-19

FLORIDA

1996 - F - Colorado won series 4-0, outscoring Florida 15-4

HARTFORD

1986 - DSF - Hartford won series 3-0, outscoring Quebec 16-7

1987 - DSF - Quebec won series 4-2, outscoring Hartford 27-19

LOS ANGELES

2001 - CSF - Colorado won series 4-3, outscoring Los Angeles 17-10

2002 - CQF - Colorado won series 4-3, outscoring Los Angeles 16-13

MINNESOTA WILD

2003 - CQF - Minnesota won series 4-3, outscored by Colorado 17-16

2008 - CQF - Colorado won series 4-2, outscoring Minnesota 17-12

2014 - R1 - Minnesota won series 4-3, outscoring Colorado 22-20

MONTREAL

1982 - DSF - Quebec won series 3-2, Montreal outscoring Quebec 16-11

1984 - DF - Montreal won series 4-2, outscoring Quebec 20-13

1985 - DF - Quebec won series 4-3, each team scoring 24 goals

1987 - DF - Montreal won series 4-3, outscoring Quebec 26-21

1993 - DSF - Montreal won series 4-2, outscoring Quebec 19-16

NASHVILLE

2018 - R1 - Nashville won series 4-2, outscoring Colorado 22-15

NEW JERSEY

2001 - F - Colorado won series 4-3, outscoring New Jersey 19-11

NEW YORK ISLANDERS

1982 - ECF - NY Islanders won series 4-0, outscoring Quebec 18-9

NEW YORK RANGERS

1995 - CQF - NY Rangers won series 4-2, outscoring Quebec 25-19

PHILADELPHIA

1981 - PR - Philadelphia won series 2-3, outscoring Quebec 22-17

1985 - ECF - Philadelphia won series 4-2, outscoring Quebec 17-12

PHOENIX

2000 - CQF - Colorado won series 4-1, outscoring Phoenix 17-10

ST. LOUIS

2001 - CF - Colorado won series 4-1, outscoring St. Louis 17-11

SAN JOSE

1999 - CQF - Colorado won series 4-2, outscoring San Jose 19-17

2002 - CSF - Colorado won series 4-3, outscoring San Jose 25-21

2004 - CSF - San Jose won series 4-2, outscoring Colorado 14-7

2010 - CQF - San Jose won series 4-2, outscoring Colorado 19-11

2019 - R2 - San Jose won series 4-3, outscoring Colorado 20-18

VANCOUVER

1996 - CQF - Colorado won series 4-2, outscoring Vancouver 24-17

2001 - CQF - Colorado won series 4-0, outscoring Vancouver 16-9

R1 - First Round

R2 - Second Round

PR - Preliminary Round

DSF - Division Semifinals

DF - Division Finals

CQF - Conference Quarterfinal

CSF - Conference Semifinal

ECF - Eastern Conference Final

WCF - Western Conference Final

F - Stanley Cup Final



FRANCHISE PLAYOFF RECORDS

TEAM RECORDS

TEAM RECORDS

STANLEY CUP CHAMPIONSHIPS

2 1996, 2001

APPEARED IN FINALS

2 1996, 2001

CONFERENCE FINALS

8 '82, '85, '96, '97, '99, '00, '01, '02

APPEARED IN PLAYOFFS

24 (last: 2019)

TOTAL GAMES PLAYED

274

TOTAL GAMES WON

144

TOTAL GAMES LOST

130

MOST WINS, PLAYOFF YEAR

16 2001
1996

FEWEST WINS, PLAYOFF YEAR

0 1986 (0-3)

FEWEST WINS, SERIES

0 2008 vs. Detroit
2006 vs. Anaheim
1986 vs Hartford
1982 vs NY Islanders

LARGEST MARGIN OF VICTORY, GAME

7 April 24, 1997 vs Chicago (7-0)
June 6, 1996 vs Florida (8-1)

LARGEST MARGIN OF DEFEAT GAME

7 May 31, 2002 at Detroit (0-7)

MOST LOSSES, PLAYOFF YEAR

10 2002 (11-10)

FEWEST LOSSES, PLAYOFF YEAR

3 1981 (2-3), 1983 (1-3)

FEWEST LOSSES, SERIES

0 2001 vs. Vancouver
1996 vs Florida
1984 vs Buffalo

MOST GAMES PLAYED

23 2001

MOST GAMES PLAYED, SERIES

7 2019 vs. San Jose
2014 vs. Minnesota
2003 vs. Minnesota
2002 vs. Detroit
2002 vs. San Jose
2002 vs. Los Angeles
2001 vs. New Jersey
2001 vs. Los Angeles
2000 vs. Dallas
1999 vs. Dallas

1998 vs. Edmonton

1987 vs. Montreal

1985 vs. Montreal

1982 vs. Boston

FEWEST GAMES PLAYED

3 1986

FEWEST GAMES PLAYED, SERIES

3 1986 vs Hartford
1984 vs Buffalo

MOST OVERTIME GAMES

7 1996

MOST OVERTIME GAMES, SERIES

4 2014 vs. Minnesota
1996 vs. Chicago

MOST OVERTIME WINS - SERIES

3 2006 vs. Dallas
1985 vs. Montreal

SHORTEST PLAYOFF OVERTIME GAME

0:22 April 13, 1982 vs Montreal

LONGEST PLAYOFF OVERTIME GAME

44:33 May 8, 1996 vs Chicago

SCORING

MOST GOALS, PLAYOFF YEAR

80 1996

MOST GOALS, SERIES

28 1997 vs Chicago (6 games)
1982 vs Boston (7 games)

MOST GOALS, GAME

8 May 4, 2002 vs. San Jose (8-2)
June 6, 1996 vs Florida (8-1)

MOST GOALS, PERIOD

5 April 19, 1982 vs Boston (2nd)

MOST GOALS AGAINST, YEAR

63 1985

MOST GOALS AGAINST, SERIES

26 1987 vs Montreal (7 games)
1982 vs Boston (7 games)

MOST GOALS AGAINST, GAME

9 April 12, 1986 at Hartford (4-9)

MOST GOALS AGAINST, PERIOD

5 2x (last: April 20, 1984 at Mtl)

MOST GOALS BOTH TEAMS, SERIES

54 1982 vs Boston (28-26)

MOST GOALS BOTH TEAMS, GAME

13 3x (last: April 12, 1986
at Hartford, 4-9)

MOST GOALS BOTH TEAMS, PERIOD

7 2x (last: April 20, 1985 - 3rd)

FEWEST GOALS, PLAYOFF YEAR

7 1983 (4 games)

FEWEST GOALS, SERIES

4 2006 vs. Anaheim

FEWEST GOALS, GAME

0 19x (last: April 11, 2019 vs. Calgary)

FEWEST GOALS AGAINST

11 1983 (4 games)

FEWEST GOALS AGAINST, SERIES

4 1996 vs Florida (4 games)

FEWEST GOALS AGAINST, GAME

0 22x (last: May 2, 2019 vs. San Jose)

MOST POWER PLAY GOALS

24 1996

MOST POWER-PLAY GOALS, SERIES

12 1987 vs Hartford (6 games)
1997 vs Chicago (6 games)

MOST POWER-PLAY GOALS, GAME

5 April 24, 1997 vs Chicago
April 14, 1987 vs Hartford

MOST POWER-PLAY GOALS AGAINST

19 1999

MOST PPG AGAINST, SERIES

8 1985 vs Montreal (7 games),
1985 vs Philadelphia (6 games)

MOST PPG AGAINST, GAME

4 April 12, 1986 at Hartford

MOST SHORT-HANDED GOALS

2 9x (last: 2019 - 12 games)

MOST SHORT-HANDED GOALS, SERIES

2 7x (last: 2019 vs. Calgary)

MOST SHORT-HANDED GOALS, GAME

2 April 28, 1993 at Montreal

MOST SHG AGAINST

4 2008, 1997

MOST SHG AGAINST, SERIES

3 1982 vs Montreal (5 games)

MOST SHG AGAINST, GAME

2 2x (last: 1999 vs San Jose)

SHOTS

MOST SHOTS

665 1996

MOST SHOTS, SERIES

218 1997 CQF vs. Chicago

MOST SHOTS, GAME

57 May 8, 1996 vs Chicago

MOST SHOTS, PERIOD

21 April 15, 2019 vs. Calgary (1st)
May 21, 2000 vs. Dallas (2nd)

MOST SHOTS, AGAINST

657 1999



FRANCHISE PLAYOFF RECORDS

TEAM RECORDS

MOST SHOTS AGAINST, SERIES

245 2010 CQF vs. San Jose (6 games)

MOST SHOTS AGAINST, GAME

63 June 10, 1996 at Florida

MOST SHOTS AGAINST, PERIOD

22 April 21, 2014 at Minnesota (1st)
April 26, 2008 at Detroit (2nd)

MOST SHOTS, BOTH TEAMS, GAME

119 June 10, 1996 at Florida (56-63)

FEWEST SHOTS

106 1983 (4 games)

FEWEST SHOTS, SERIES

73 1984 DSF vs Buffalo (3 games)

FEWEST SHOTS, GAME

12 April 24, 2014 at Minnesota
June 2, 2001 at New Jersey

FEWEST SHOTS, PERIOD

1 2x (last: May 24, 1999
at Dallas - 3rd)

FEWEST SHOTS AGAINST, SERIES

83 1984 DSF vs Buffalo (3 games)

FEWEST SHOTS AGAINST, GAME

15 3x (last: May 21, 2000 vs. Dallas)

FEWEST SHOTS AGAINST, PERIOD

1 April 22, 2002 at Los Angeles (3rd)

MOST SHOTS, REGULATION GAME (60 MIN)

56 April 15, 2019 vs. Calgary

PENALTY MINUTES

MOST PENALTY MINUTES

535 1985

MOST PENALTY MINUTES, SERIES

294 1987 DSF vs Hartford (6 games)

MOST PENALTY MINUTES, GAME

134 April 20, 1984 vs Montreal

MOST PIM AGAINST

561 1985

MOST PIM AGAINST, SERIES

317 1987 DSF vs Hartford (6 games)

MOST PIM AGAINST, GAME

123 2x (last: April 20, 1984 vs. Montreal)

MOST PIM BOTH TEAMS, SERIES

611 1987 (294-317, 6 games)

MOST PIM BOTH TEAMS, GAME

257 April 20, 1984 vs Montreal (134-123)

SHUTOUTS

MOST SHUTOUTS, PLAYOFF YEAR

4 2001 (23 games)

MOST SHUTOUTS, SERIES

2 2002 vs Los Angeles (7 games)
2001 vs. Los Angeles (7 games)
2001 vs. New Jersey (7 games)
1997 vs Chicago (6 games)

PLAYOFF TRENDS

48 playoff series in franchise history, 26-22 series record

33 playoff series since moving to Denver, 20-13 series record

42 best-of-seven playoff series in franchise history, 23-19 record

33 best-of-seven playoff series since moving to Denver, 20-13 series record

When winning the first game of a playoff series.....	18-10 (15-5 as Avalanche)
When losing the first game of a playoff series.....	8-12 (5-8 as Avalanche)
When winning the first game of a playoff series (best-of-seven only)	16-10 (15-5 as Avalanche)
When losing the first game of a playoff series (best-of-seven only)	7-9 (5-8 as Avalanche)
When winning the first two games of a playoff series.....	14-3 (12-1 as Avalanche)
When losing the first two games of a playoff series.....	3-8 (1-4 as Avalanche)
When splitting the first two games of a playoff series.....	9-11 (7-8 as Avalanche)
When winning the first two games of a playoff series (best-of-seven only)	12-3 (12-1 as Avalanche)
When losing the first two games of a playoff series (best-of-seven only)	3-5 (1-4 as Avalanche)
When splitting the first two games of a playoff series (best-of-seven only)	8-11 (7-8 as Avalanche)
When winning the first three games of a playoff series	5-0 (4-0 as Avalanche)
When losing the first three games of a playoff series	0-5 (0-3 as Avalanche)
When winning two of the first three games of a playoff series	15-7 (12-5 as Avalanche)
When losing two of the first three games of a playoff series	6-10 (4-5 as Avalanche)
When winning the first three games of a playoff series (best-of-seven only)	4-0 (4-0 as Avalanche)
When losing the first three games of a playoff series (best-of-seven only)	0-4 (0-3 as Avalanche)
When winning two of the first three games of a playoff series (best-of-seven only)	13-7 (12-5 as Avalanche)
When losing two of the first three games of a playoff series (best-of-seven only)	6-8 (4-5 as Avalanche)
When splitting the first four games of a playoff series	13-11 (8-6 as Avalanche)
When splitting the first four games of a playoff series (best-of-seven only)	11-10 (8-6 as Avalanche)
When leading a series 3-1 (best-of-seven only)	9-2 (9-2 as Avalanche)
When trailing a series 1-3 (best-of-seven only)	0-4 (0-3 as Avalanche)
Final Game of a Series (Game 5 or Game 7)	8-9 (4-7 as Avalanche)
Game 7	6-8 (4-7 as Avalanche)

PLAYOFF OVERTIME: The Avalanche/Nordiques are 40-29 all-time in playoff overtime, including a 30-20 record since moving to Denver.



FRANCHISE PLAYOFF RECORDS

INDIVIDUAL RECORDS

POINTS

MOST POINTS, CAREER

188 Joe Sakic

MOST POINTS, PLAYOFF YEAR

34 Joe Sakic, 1996

MOST POINTS, SERIES

12 Peter Forsberg, 2002 vs SJ (7 gm)
Peter Stastny, 1982 vs Bos (7 gm)
Joe Sakic 1997 CQF vs. Chi (6 gm)
Joe Sakic 1999 CQF vs. SJ (6 gm)

MOST POINTS, GAME

5 Peter Forsberg, April 24, 1998
vs. Edmonton (2g/3a)
Risto Siltanen, April 14, 1987
at Hartford (5a)

MOST POINTS, PERIOD

3 13x (last: Nathan MacKinnon,
April 15, 2019 vs. Calgary - 1st)

GOALS

MOST GOALS, CAREER

84 Joe Sakic

MOST GOALS, PLAYOFF YEAR

18 Joe Sakic, 1996

MOST GOALS, SERIES

7 J. Sakic, 1996 CQF vs. Van (6 gm)
R. Cloutier, 1982 DF vs. Bos (7 gm)

MOST GOALS, GAME

3 9x (last: Valeri Kamensky,
April 24, 1997 vs Chicago)

MOST GOALS - PERIOD

3 Peter Forsberg, June 6, 1996 vs. Fla

MOST POWER-PLAY GOALS, CAREER

27 Joe Sakic

MOST PPG, PLAYOFF YEAR

7 Michel Goulet, 1985

MOST POWER-PLAY GOALS, SERIES

4 V. Kamensky, 1997 CQF vs. Chi

MOST POWER-PLAY GOALS, GAME

3 V. Kamensky, April 24, 1997 vs. Chi

MOST POWER-PLAY GOALS, PERIOD

2 3x (last: Nathan MacKinnon, April 15,
2019 vs. Calgary - 1st)

MOST SHG, PLAYOFF YEAR

2 Matt Nieto, 2019
Andre Savard, 1984
Michel Goulet, 1982

MOST SHORTHANDED GOALS, SERIES

2 Matt Nieto, 2019 R1 vs. Calgary
Andre Savard, 1984 DSF vs. Buffalo

MOST GAME-WINNING GOALS, CAREER

19 Joe Sakic

GOALS (cont.)

MOST GWG, PLAYOFF YEAR

6 Joe Sakic, 1996

MOST GAME-WINNING GOALS, SERIES

3 Peter Forsberg, 2002 CSF vs. SJ
Peter Forsberg, 2000 CSF vs. Det

MOST OVERTIME GOALS, CAREER

8 Joe Sakic

MOST OVERTIME GOALS, PLAYOFF YEAR

2 Joe Sakic, 2004
Peter Forsberg, 2002
Milan Hejduk, 1999
Joe Sakic, 1996
Peter Stastny, 1985

MOST OVERTIME GOALS, SERIES

2 Joe Sakic, 2004 vs. SJ
Milan Hejduk, 1999 vs. SJ

ASSISTS

MOST ASSISTS, CAREER

104 Joe Sakic

MOST ASSISTS, PLAYOFF YEAR

19 Peter Stastny, 1985

MOST ASSISTS, SERIES

10 Peter Stastny, 1985 DSF vs. Buffalo (5
games)

MOST ASSISTS, GAME

5 Risto Siltanen, April 14, 1987 at Hart.

SHOTS

MOST SHOTS-ON-GOAL, YEAR

98 Joe Sakic, 1996

MOST SHOTS-ON-GOAL, SERIES

34 Joe Sakic, 1996 CQF vs Van

MOST SHOTS-ON-GOAL, GAME

11 C. Lemieux, May 9, 1997 at Edm
C. Lemieux, May 8, 1996 at Chi

PENALTY MINUTES

MOST PENALTY MINUTES, CAREER

357 Dale Hunter

MOST PENALTY MINUTES, YEAR

99 Basil McRae, 1987

MOST PENALTY MINUTES, SERIES

50 B. McRae, 1987 vs. Hart. (6 gm)

MOST PENALTY MINUTES, GAME

31 Kim Clackson, April 8, 1981 at Phi

HAT TRICKS

MOST HAT TRICKS, PLAYOFF YEAR

3 1987 (P. Stastny, M. Goulet,
J. Ogrodnick)

MOST HAT TRICKS, SERIES

3 1987 DSF vs Hartford
(P. Stastny, M. Goulet, J. Ogrodnick)

MOST HAT TRICKS, GAME

1 9x (last: Valeri Kamensky,
April 24, 1997 vs. Chicago)

FASTEST GOALS

FASTEST GOAL FROM START OF GAME

0:29 W. Paiement, April 16, 1982 at Bos

FASTEST GOAL BY OPPONENT, START OF GAME

0:07 Terry Murray, April 12, 1981 vs. Phi

FASTEST GOAL FROM START OF PERIOD

0:22 Dale Hunter, April 13, 1982 at Mtl

FASTEST GOAL BY OPPONENT FROM START OF PERIOD

0:07 Terry Murray, April 12, 1981 vs. Phi

FASTEST TWO GOALS, ONE PLAYER

1:12 Dale Hunter, April 10, 1982 vs Mtl

FASTEST TWO GOALS BY OPPONENT

1:04 J. Lehtinen, April 24, 2006 at Dal

FASTEST THREE GOALS, ONE PLAYER

10:54 Peter Forsberg, June 6, 1996 vs Fla

FASTEST THREE GOALS BY OPPONENT

12:37 D. Andreychuk, April 14, 1985 at Buf

SHUTOUTS

MOST SHUTOUTS, CAREER

18 Patrick Roy

MOST SHUTOUTS, PLAYOFF YEAR

4 Patrick Roy, 2001

MOST SHUTOUTS, SERIES

2 Patrick Roy, 2002 CSF vs. SJ (7 gm)
Patrick Roy, 2001 F vs. NJ (7 gm)
Patrick Roy, 2001 CSF vs. LA (7 gm)
Patrick Roy, 2000 CF vs. Dal (7 gm)
Patrick Roy, 1997 CQF vs Chi (6 gm)

SAVES

MOST SAVES, PLAYOFF YEAR

598 Patrick Roy, 1999
Patrick Roy, 1996

MOST SAVES, SERIES

223 Craig Anderson, 2010 CQF vs. SJS

MOST SAVES, GAME

63 Patrick Roy, June 10, 1996 at Fla

MOST SAVES, GAME (REGULATION ONLY)

44 Patrick Roy, May 11, 1999 at Det
Andrew Hammond, April 20, 2018 at Nsh

MOST SAVES, PERIOD

22 Semyon Varlamov, April 21, 2014 at Min (1st)



FRANCHISE PLAYOFF LEADERS

SKATERS

GAMES PLAYED		POINTS		SHORT-HANDED GOALS	
Joe Sakic	172	Joe Sakic	188	Joe Sakic	4
Adam Foote	170	Peter Forsberg	159	Brent Ashton	2
Peter Forsberg	140	Peter Stastny	81	Peter Forsberg	2
Stephane Yelle	117	Milan Hejduk	76	Michel Goulet	2
Milan Hejduk	112	Sandis Ozolinsh	65	Matt Nieto	2
Jon Klemm	94	Michel Goulet	64	Andre Savard	2
Adam Deadmarsh	88	Valeri Kamensky	60	Dale Hunter	2
Dale Hunter	86	Adam Deadmarsh	56	GAME-WINNING GOALS	
Alex Tanguay	83	Claude Lemieux	55	Joe Sakic	19
Sandis Ozolinsh	82	Anton Stastny	52	Peter Forsberg	12
GOALS		PENALTY MINUTES		Chris Drury	11
Joe Sakic	84	Dale Hunter	357	Alex Tanguay	6
Peter Forsberg	58	Adam Foote	298	Milan Hejduk	5
Michel Goulet	34	Paul Gillis	154	Dale Hunter	5
Milan Hejduk	34	Peter Forsberg	145	Valeri Kamensky	5
Chris Drury	26	Randy Moller	140	Claude Lemieux	5
Valeri Kamensky	25	Basil McRae	133	Nathan MacKinnon	5
Claude Lemieux	24	Claude Lemieux	121	Sandis Ozolinsh	4
Peter Stastny	24	Wilf Paiement	114	Peter Stastny	4
Adam Deadmarsh	22	Michel Goulet	98	OVERTIME GOALS	
Anton Stastny	20	POWER-PLAY GOALS		Joe Sakic	8
ASSISTS		Joe Sakic	27	Chris Drury	3
Joe Sakic	104	Peter Forsberg	15	Peter Forsberg	3
Peter Forsberg	101	Michel Goulet	14	Dale Hunter	3
Peter Stastny	57	Milan Hejduk	14	Peter Stastny	3
Sandis Ozolinsh	47	Peter Stastny	11	Milan Hejduk	2
Milan Hejduk	42	Valeri Kamensky	10	Nathan MacKinnon	2
Adam Foote	35	Sandis Ozolinsh	10		
Valeri Kamensky	35	Claude Lemieux	9		
Adam Deadmarsh	34	Adam Deadmarsh	7		
Anton Stastny	32	Anton Stastny	7		
Alex Tanguay	32				

GOALTENDERS

APPEARANCES		MINUTES		GOALS-AGAINST AVERAGE	
Patrick Roy	133	Patrick Roy	8245	Minimum 10 Games	
Dan Bouchard	30	Dan Bouchard	1808	David Aebischer	2.07
Mario Gosselin	29	Mario Gosselin	1753	Patrick Roy	2.18
Jose Theodore	19	Jose Theodore	1087	Philipp Grubauer	2.30
David Aebischer	13	Philipp Grubauer	732	Jose Theodore	3.09
Philipp Grubauer	12	David Aebischer	697	Mario Gosselin	3.29
Semyon Varlamov	7	Semyon Varlamov	432	Dan Bouchard	3.32
Craig Anderson	6	Ron Hextall	372	SAVE PERCENTAGE	
Stephane Fiset	6	Craig Anderson	366	Minimum 10 Games	
Ron Hextall	6	John Garrett	323	Philipp Grubauer	.925
Clint Malarchuk	6	Clint Malarchuk	283	Patrick Roy	.922
WINS		SHUTOUTS		David Aebischer	.922
Patrick Roy	81	Patrick Roy	18	Jose Theodore	.904
Mario Gosselin	16	David Aebischer	1	Mario Gosselin	.881
Dan Bouchard	12	Craig Anderson	1		
Jose Theodore	8	Dan Bouchard	1		
Philipp Grubauer	7	Philipp Grubauer	1		
David Aebischer	6				
John Garrett	3				
Semyon Varlamov	3				
Craig Anderson	2				
Ron Hextall	2				



SINGLE-SEASON PLAYOFF LEADERS

SKATERS

GAMES PLAYED		
23	Rob Blake	2001
23	Greg deVries	2001
23	Chris Drury	2001
23	Adam Foote	2001
23	Milan Hejduk	2001
23	Dan Hinote	2001
23	Eric Messier	2001
23	Ville Nieminen	2001
23	Shjon Podein	2001
23	Martin Skoula	2001
23	Alex Tanguay	2001
23	Stephane Yelle	2001

GOALS		
18	Joe Sakic	1996
13	Joe Sakic	2001
13	Claude Lemieux	1997
11	Chris Drury	2001
11	Michel Goulet	1985
10	Peter Forsberg	1996
10	Valeri Kamensky	1996
9	Peter Forsberg	2002
9	Joe Sakic	2002
9	Michel Goulet	1987
9	John Ogradnick	1987

ASSISTS		
19	Peter Stastny	1985
18	Peter Forsberg	2002
17	Joe Sakic	1997
16	Milan Hejduk	2001
16	Peter Forsberg	1999
16	Joe Sakic	1996
15	Alex Tanguay	2001
14	Valeri Kamensky	1997
14	Sandis Ozolinsh	1996
14	Marian Stastny	1982

POINTS		
34	Joe Sakic	1996
27	Peter Forsberg	2002
26	Joe Sakic	2001
25	Joe Sakic	1997
24	Peter Forsberg	1999
23	Milan Hejduk	2001
23	Claude Lemieux	1997
23	Peter Stastny	1985
22	Valeri Kamensky	1997
22	Valeri Kamensky	1996

PENALTY MINUTES		
99	Basil McRae	1987
97	Dale Hunter	1985
73	Paul Gillis	1985
65	Paul Gillis	1987
62	Adam Foote	1997
58	Wilf Paiement	1985
56	Dale Hunter	1987
55	Claude Lemieux	1996
53	Gord Donnelly	1987
52	Dale Hunter	1982

POWER-PLAY GOALS		
7	Michel Goulet	1985
6	Joe Sakic	1996
5	Valeri Kamensky	1997
5	Joe Sakic	2001
4	S. Konowalchuk	2004
4	Joe Sakic	2002
4	Milan Hejduk	2001
4	Claude Lemieux	1997
4	Michel Goulet	1987
4	Peter Stastny	1982

SHORT-HANDED GOALS		
2	Matt Nieto	2019
2	Andre Savard	1984
2	Michel Goulet	1982

GAME-WINNING GOALS		
6	Joe Sakic	1996
4	Peter Forsberg	2002
4	Peter Forsberg	2000
4	Chris Drury	1999
4	Claude Lemieux	1997
3	(4) Players Tied	

OVERTIME GOALS		
2	Joe Sakic	2004
2	Peter Forsberg	2002
2	Milan Hejduk	1999
2	Joe Sakic	1996
2	Peter Stastny	1985

POINTS BY DEFENSEMAN		
19	Rob Blake	2001
19	Sandis Ozolinsh	1996
17	Sandis Ozolinsh	1997
16	Uwe Krupp	1996
13	Greg de Vries	2002
12	Rob Blake	2002
12	Sandis Ozolinsh	1999
12	Robert Picard	1987

POINTS BY ROOKIE		
17	Marian Stastny	1982
12	Milan Hejduk	1999
10	Nathan MacKinnon	2014
10	Ville Nieminen	2001
10	Peter Stastny	1981
8	Chris Drury	1999
7	Mark Kumpel	1985
7	Anton Stastny	1981

GOALTENDERS

APPEARANCES		
23	Patrick Roy	2001
22	Patrick Roy	1996
21	Patrick Roy	2002
19	Patrick Roy	1999
17	Patrick Roy	2000
17	Patrick Roy	1997
17	Mario Gosselin	1985
12	Philipp Grubauer	2019
11	David Aebischer	2004
11	Mario Gosselin	1987
11	Dan Bouchard	1982

WINS		
16	Patrick Roy	2001
16	Patrick Roy	1996
11	Patrick Roy	2002
11	Patrick Roy	2000
11	Patrick Roy	1999
10	Patrick Roy	1997
9	Mario Gosselin	1985
7	Philipp Grubauer	2019
7	Mario Gosselin	1987
6	David Aebischer	2004

MINUTES		
1454	Patrick Roy	1996
1451	Patrick Roy	2001
1241	Patrick Roy	2002
1173	Patrick Roy	1999
1059	Mario Gosselin	1985
1039	Patrick Roy	2000
1034	Patrick Roy	1997
732	Philipp Grubauer	2019
677	Dan Bouchard	1982
662	David Aebischer	2004

SHUTOUTS		
4	Patrick Roy	2001
3	Patrick Roy	2002
3	Patrick Roy	2000
3	Patrick Roy	1997
3	Patrick Roy	1996
1	Philipp Grubauer	2019
1	Craig Anderson	2010
1	David Aebischer	2004
1	Patrick Roy	2003
1	Patrick Roy	1999
1	Dan Bouchard	1981

GOALS-AGAINST AVERAGE		
Minimum 2 series or 10 Games		
1.70	Patrick Roy	2001
1.79	Patrick Roy	2000
2.08	David Aebischer	2004
2.10	Patrick Roy	1996
2.21	Patrick Roy	1997
2.30	Philipp Grubauer	2019
2.51	Patrick Roy	2002
2.66	Patrick Roy	1999
3.04	Jose Theodore	2006
3.06	Mario Gosselin	1985

SAVE PERCENTAGE		
Minimum 2 series or 10 Games		
.934	Patrick Roy	2001
.932	Patrick Roy	1997
.928	Patrick Roy	2000
.925	Philipp Grubauer	2019
.922	David Aebischer	2004
.921	Patrick Roy	1996
.920	Patrick Roy	1999
.909	Patrick Roy	2002
.906	Jose Theodore	2008



ALL-TIME PLAYOFF SCORING LEADERS

	PLAYER	GP	G	A	PTS	PIM	PP	SH	GW	OT
1	Joe Sakic	172	84	104	188	78	27	4	19	8
2	Peter Forsberg	140	58	101	159	145	15	2	12	3
3	Peter Stastny	64	24	57	81	96	11	1	4	3
4	Milan Hejduk	112	34	42	76	28	14	0	5	2
5	Sandis Ozolinsh	82	18	47	65	96	10	0	4	1
6	Michel Goulet	66	34	30	64	98	14	2	3	0
7	Valeri Kamensky	64	25	35	60	72	10	0	5	0
8	Adam Deadmarsh	88	22	34	56	94	7	0	2	0
9	Claude Lemieux	62	24	31	55	121	9	0	5	1
10	Anton Stastny	66	20	32	52	31	7	0	1	0
11	Chris Drury	80	26	24	50	22	4	0	11	3
	Alex Tanguay	83	18	32	50	28	6	0	6	1
13	Dale Hunter	86	17	29	46	357	2	2	5	3
14	Rob Blake	68	16	27	43	54	6	0	1	0
15	Adam Foote	170	7	35	42	298	2	0	1	0
16	Mike Ricci	51	9	24	33	51	3	0	2	0
17	Scott Young	51	14	18	32	26	2	1	2	1
18	Nathan MacKinnon	25	11	18	29	10	2	0	5	2
19	Alain Cote	67	9	15	24	44	0	0	1	0
20	Wilf Paiement	45	13	10	23	114	1	0	1	1
21	Marian Stastny	29	5	17	22	7	1	0	1	0
	Stephane Yelle	117	5	17	22	56	1	1	1	1
23	Steven Reinprecht	50	10	10	20	10	0	0	2	0
24	Raymond Bourque	34	5	14	19	20	3	0	1	0
	Uwe Krupp	34	4	15	19	37	1	0	2	1
	Gabriel Landeskog	25	10	9	19	26	2	0	2	1
27	Mikko Rantanen	18	6	12	18	4	2	0	2	1
	Paul Stastny	22	8	10	18	14	2	1	2	1
	Greg de Vries	75	6	12	18	48	0	0	1	0
30	Andrew Brunette	19	8	9	17	10	4	0	1	1
	Theoren Fleury	18	5	12	17	20	2	0	0	0
	Mario Marois	45	2	15	17	68	0	0	0	0
	Jean-Francois Sauve	29	7	10	17	10	4	0	1	0
34	Paul Gillis	35	3	13	16	154	0	0	0	0
35	Dan Hinote	69	6	9	15	63	0	1	0	0
36	Tyson Barrie	21	1	13	14	6	0	0	0	0
	Alexei Gusarov	55	0	14	14	34	0	0	0	0
	Mike Keane	63	7	7	14	50	0	0	2	1
	Robert Picard	16	2	12	14	12	1	0	0	0
	Martin Skoula	68	1	13	14	18	0	0	0	0
41	Brent Ashton	21	8	5	13	22	1	2	1	0
	John Ogradnick	13	9	4	13	6	3	0	2	0
43	Real Cloutier	23	7	5	12	20	1	0	1	0
	Jon Klemm	94	6	6	12	41	1	0	1	0
	Shjon Podein	59	8	4	12	34	0	0	2	0
46	John-Michael Liles	36	4	7	11	16	3	0	0	0
	Brad Maxwell	18	2	9	11	35	1	0	0	0
	Aaron Miller	60	3	8	11	34	0	0	0	0
	Randy Moller	48	5	6	11	138	2	0	1	0
	Risto Siltanen	16	1	10	11	10	1	0	0	0
51	Rene Corbet	29	5	5	10	31	1	0	1	0
	Ville Nieminen	23	4	6	10	20	3	0	1	0
	Matt Nieto	18	4	6	10	4	0	2	0	0
54	J.T. Compher	18	4	5	9	2	0	0	0	0
	Alain Lemieux	15	4	5	9	0	4	0	0	0
	Normand Rochefort	59	5	4	9	56	0	0	2	0
	Colin Wilson	18	4	5	9	2	3	0	0	0
	Wojtek Wolski	15	3	6	9	4	1	0	1	0
59	Mark Kumpel	20	4	4	8	4	0	0	1	1
	Sylvain Lefebvre	71	0	8	8	55	0	0	0	0
	Eric Messier	72	3	5	8	22	0	0	0	0
	Dave Reid	35	1	7	8	6	0	0	0	0
63	Ryan O'Reilly	13	3	4	7	2	0	0	1	1
	Dave Pichette	19	2	5	7	36	1	0	1	0
	Jacques Richard	19	3	4	7	25	1	0	0	0
	Patrick Roy (G)	133	0	7	7	20	0	0	0	0
	Marek Svatos	14	2	5	7	4	0	0	1	1
	Marc Tardif	22	2	5	7	20	0	0	0	0
69	Bob Bassen	5	2	4	6	0	0	0	0	0
	Jeff Brown	14	3	3	6	2	2	0	0	0
	Matt Duchene	8	0	6	6	2	0	0	0	0
	Riku Hahl	34	2	4	6	4	0	0	0	0
	Keith Jones	13	3	3	6	17	1	0	0	0



ALL-TIME PLAYOFF SCORING LEADERS

	PLAYER	GP	G	A	PTS	PIM	PP	SH	GW	OT
	Jason Lafreniere	12	1	5	6	2	1	0	0	0
	Lane Lambert	13	2	4	6	30	0	0	0	0
	Claude Lapointe	11	2	4	6	16	0	0	0	0
	Curtis Leschyshyn	26	2	4	6	18	1	0	0	0
	Cale Makar	10	1	5	6	0	0	0	1	0
	Owen Nolan	11	3	3	6	8	0	0	0	0
	Pat Price	33	1	5	6	79	0	0	0	0
81	Dave Andreychuk	17	3	2	5	18	2	0	0	0
	Tyler Arnason	10	2	3	5	2	1	0	0	0
	Ian Cole	12	0	5	5	16	0	0	0	0
	Jim Dowd	9	2	3	5	20	0	1	0	0
	Steve Duchesne	6	0	5	5	6	0	0	0	0
	Erik Johnson	19	3	2	5	6	0	0	0	0
	Tyson Jost	18	3	2	5	0	0	0	0	0
	Alexander Kerfoot	18	2	3	5	8	0	0	0	0
	Eric Lacroix	24	1	4	5	25	0	0	0	0
	Jamie McGinn	7	2	3	5	2	0	0	0	0
	Basil McRae	22	4	1	5	133	0	0	1	0
	Ruslan Salei	11	1	4	5	4	1	0	0	0
	Chris Simon	23	2	3	5	56	0	0	1	0
	Ryan Smyth	8	2	3	5	2	1	0	1	0
95	Bruce Bell	16	2	2	4	21	1	0	0	0
	Bob Boughner	11	0	4	4	6	0	0	0	0
	Matt Calvert	8	0	4	4	18	0	0	0	0
	Brett Clark	10	2	2	4	2	0	1	0	0
	Chris Dingman	16	0	4	4	14	0	0	0	0
	Steven Finn	23	0	4	4	39	0	0	0	0
	Pat Hickey	15	1	3	4	21	1	0	0	0
	Nick Holden	7	3	1	4	8	2	0	0	0
	Mike Hough	15	0	4	4	28	0	0	0	0
	Steve Konowalchuk	13	4	0	4	16	4	0	1	0
	Carl Soderberg	18	0	4	4	10	0	0	0	0
	Mats Sundin	6	3	1	4	6	1	0	0	0
	Blake Wesley	19	2	2	4	30	0	0	1	0
	Brandon Yip	6	2	2	4	6	0	0	0	0
109	Gabriel Bourque	18	3	0	3	2	0	0	0	0
	Wendel Clark	6	1	2	3	6	0	0	0	0
	Andre Dupont	21	0	3	3	26	0	0	0	0
	Robbie Ftorek	5	1	2	3	17	1	0	0	0
	Dale Hoganson	11	0	3	3	12	0	0	0	0
	Darius Kasparaitis	21	0	3	3	18	0	0	0	0
	Ian Laperriere	19	1	2	3	46	0	0	0	0
	Jordan Leopold	7	0	3	3	0	0	0	0	0
	Cody McLeod	23	2	1	3	53	0	1	0	0
	Derek Morris	7	0	3	3	6	0	0	0	0
	PA Parenteau	7	1	2	3	2	0	0	0	0
	Andre Savard	9	3	0	3	2	0	2	1	0
	Teemu Selanne	10	0	3	3	2	0	0	0	0
	Karlis Skrastins	20	0	3	3	12	0	0	0	0
	Chris Stewart	6	3	0	3	4	0	0	1	0
	Ryan Wilson	8	0	3	3	2	0	0	0	0
	Craig Wolanin	17	2	1	3	16	0	0	0	0
	Nikita Zadorov	18	1	2	3	56	0	0	0	0
127	Pierre Aubry	17	1	1	2	30	0	0	1	0
	Matthew Barnaby	11	0	2	2	27	0	0	0	0
	Bates Battaglia	7	0	2	2	4	0	0	0	0
	Bo Berglund	7	2	0	2	4	0	0	1	1
	Blake Comeau	6	2	0	2	2	0	0	0	0
	Kyle Cumiskey	6	1	1	2	2	0	0	0	0
	Jeff Finger	5	0	2	2	4	0	0	0	0
	T.J. Galiardi	6	0	2	2	6	0	0	0	0
	Samuel Girard	12	0	2	2	0	0	0	0	0
	Mario Gosselin (G)	29	0	2	2	4	0	0	0	0
	Dave Hannan	13	0	2	2	2	0	0	0	0
	Andrei Kovalenko	10	1	1	2	4	0	0	0	0
	Antti Laaksonen	9	0	2	2	2	0	0	0	0
	Pierre Lacroix	8	0	2	2	10	0	0	0	0
	Brad Larsen	21	1	1	2	13	0	0	0	0
	Andrei Nikolishin	11	0	2	2	4	0	0	0	0
	Martin Rucinsky	6	1	1	2	4	1	0	0	0
	Warren Rychel	30	1	1	2	61	0	0	0	0
	Louis Sleigher	11	1	1	2	46	0	0	0	0
	Pierre Turgeon	5	0	2	2	6	0	0	0	0



ALL-TIME PLAYOFF SCORING LEADERS

	PLAYER	GP	G	A	PTS	PIM	PP	SH	GW	OT
	Brian Willsie	10	1	1	2	4	0	0	1	0
148	Craig Anderson (G)	6	0	1	1	0	0	0	0	0
	Peter Andersson	2	0	1	1	0	0	0	0	0
	Sven Andrighetto	11	1	0	1	8	0	0	1	0
	Serge Aubin	22	0	1	1	10	0	0	0	0
	Mark Barberio	6	0	1	1	6	0	0	0	0
	Andre Benoit	7	0	1	1	6	0	0	0	0
	Daniel Bouchard (G)	30	0	1	1	38	0	0	0	0
	Derick Brassard	9	0	1	1	8	0	0	0	0
	Patrice Brisebois	9	0	1	1	4	0	0	0	0
	Mike Eagles	7	1	0	1	12	0	0	0	0
	Tom Fitzgerald	7	0	1	1	20	0	0	0	0
	Philipp Grubauer (G)	12	0	1	1	0	0	0	0	0
	Nate Guenin	7	0	1	1	4	0	0	0	0
	Ben Guite	10	1	0	1	14	0	1	0	0
	Scott Hannan	15	0	1	1	8	0	0	0	0
	Darby Hendrickson	6	1	0	1	2	0	0	0	0
	T.J. Hensick	2	0	1	1	0	0	0	0	0
	Joey Hishon	3	0	1	1	2	0	0	0	0
	David Jones	10	0	1	1	6	0	0	0	0
	Paul Kariya	1	0	1	1	0	0	0	0	0
	Janne Laukkanen	6	1	0	1	2	0	0	0	0
	Cody McCormick	4	0	1	1	7	0	0	0	0
	Brett McLean	8	0	1	1	4	0	0	0	0
	Patrik Nemeth	13	0	1	1	8	0	0	0	0
	Jeff Odgers	25	1	0	1	39	0	0	1	0
	Brad Richardson	9	1	0	1	6	0	0	0	0
	Kurt Sauer	22	1	0	1	12	0	0	0	0
	Gaston Therrien	8	0	1	1	4	0	0	0	0
	Ossi Vaananen	12	0	1	1	18	0	0	0	0
	Wally Weir	23	0	1	1	96	0	0	0	0
178	David Aebischer (G)	13	0	0	0	0	0	0	0	0
	Jonathan Bernier (G)	4	0	0	0	0	0	0	0	0
	Serge Bernier	1	0	0	0	0	0	0	0	0
	Craig Billington (G)	3	0	0	0	0	0	0	0	0
	Patrick Bordeleau	7	0	0	0	10	0	0	0	0
	Paul Carey	3	0	0	0	0	0	0	0	0
	Peter Budaj (G)	4	0	0	0	0	0	0	0	0
	Gino Cavallini	4	0	0	0	0	0	0	0	0
	Kim Clackson	5	0	0	0	33	0	0	0	0
	Marc-Andre Cliche	7	0	0	0	2	0	0	0	0
	Richard David	1	0	0	0	0	0	0	0	0
	Gilbert Delorme	2	0	0	0	5	0	0	0	0
	Gord Donnelly	14	0	0	0	53	0	0	0	0
	Shean Donovan	5	0	0	0	2	0	0	0	0
	Andre Dore	9	0	0	0	8	0	0	0	0
	Chris Durno	1	0	0	0	0	0	0	0	0
	Anders Eldebrink	1	0	0	0	0	0	0	0	0
	Stephane Fiset (G)	6	0	0	0	0	0	0	0	0
	Bob Fitchner	3	0	0	0	10	0	0	0	0
	John Garrett (G)	5	0	0	0	0	0	0	0	0
	Jean-Marc Gaulin	1	0	0	0	0	0	0	0	0
	Chris Gratton	11	0	0	0	27	0	0	0	0
	Jean Hamel	9	0	0	0	18	0	0	0	0
	Andrew Hammond (G)	3	0	0	0	0	0	0	0	0
	Jan Hejda	7	0	0	0	6	0	0	0	0
	Matt Hendricks	6	0	0	0	0	0	0	0	0
	Ron Hextall (G)	5	0	0	0	0	0	0	0	0
	Jaroslav Hlinka	1	0	0	0	0	0	0	0	0
	Bill Huard	1	0	0	0	0	0	0	0	0
	Kerry Huffman	3	0	0	0	0	0	0	0	0
	Terry Johnson	2	0	0	0	0	0	0	0	0
	Dave Karpa	3	0	0	0	0	0	0	0	0
	Jari Kurri	4	0	0	0	0	0	0	0	0
	Rick Lapointe	3	0	0	0	0	0	0	0	0
	Paul MacDermid	3	0	0	0	2	0	0	0	0
	Clint Malarchuk (G)	7	0	0	0	15	0	0	0	0
	Brad Malone	6	0	0	0	2	0	0	0	0
	Greg Malone	2	0	0	0	0	0	0	0	0
	Jimmy Mann	18	0	0	0	82	0	0	0	0
	Bryan Marchment	7	0	0	0	4	0	0	0	0
	Brad May	3	0	0	0	0	0	0	0	0
	Chris McAllister	1	0	0	0	0	0	0	0	0



ALL-TIME PLAYOFF SCORING LEADERS

PLAYER	GP	G	A	PTS	PIM	PP	SH	GW	OT
Tony McKegney	7	0	0	0	0	0	0	0	0
Bryan Muir	24	0	0	0	2	0	0	0	0
Troy Murray	8	0	0	0	19	0	0	0	0
Lee Norwood	3	0	0	0	2	0	0	0	0
John Paddock	2	0	0	0	0	0	0	0	0
Scott Parker	5	0	0	0	4	0	0	0	0
Steve Patrick	3	0	0	0	6	0	0	0	0
Scott Pearson	3	0	0	0	0	0	0	0	0
Michel Plasse (G)	1	0	0	0	0	0	0	0	0
Kevin Porter	4	0	0	0	0	0	0	0	0
Kyle Quincey	6	0	0	0	8	0	0	0	0
Yves Sarault	5	0	0	0	2	0	0	0	0
Brent Severyn	8	0	0	0	12	0	0	0	0
Jeff Shantz	6	0	0	0	4	0	0	0	0
Duncan Siemens	5	0	0	0	0	0	0	0	0
David Warsofsky	4	0	0	0	2	0	0	0	0
Wyatt Smith	1	0	0	0	0	0	0	0	0
Garth Snow (G)	1	0	0	0	0	0	0	0	0
Trevor Stienburg	1	0	0	0	0	0	0	0	0
Ryan Stoa	1	0	0	0	2	0	0	0	0
Maxime Talbot	7	0	0	0	4	0	0	0	0
Jose Theodore (G)	19	0	0	0	0	0	0	0	0
Jocelyn Thibault (G)	3	0	0	0	0	0	0	0	0
Pascal Trepanier	2	0	0	0	0	0	0	0	0
Darcy Tucker	6	0	0	0	2	0	0	0	0
Radim Vrbata	9	0	0	0	0	0	0	0	0
Semyon Varlamov (G)	7	0	0	0	0	0	0	0	0
247 John Wensink	3	0	0	0	0	0	0	0	0

HAT TRICKS, FRANCHISE PLAYOFF HISTORY (9)

Player	Date	Opponent
Peter Stastny	April 5, 1983	at Boston
Michel Goulet	April 23, 1985	vs. MONTREAL
Peter Stastny	April 11, 1987	vs. HARTFORD
Michel Goulet	April 12, 1987	vs. HARTFORD
John Ogrodnick	April 14, 1987	at Hartford
Joe Sakic	May 6, 1995	vs. NY RANGERS
Joe Sakic	April 25, 1996	vs. VANCOUVER
Peter Forsberg	June 6, 1996	vs. FLORIDA
Valeri Kamensky	April 24, 1997	vs. CHICAGO

LONGEST PLAYOFF OVERTIME GAMES, FRANCHISE HISTORY

Time	OT	Date	Opponent	Round	Goal Scorer	Result
44:33	3 OT	May 8, 1996	at Chicago	Game 4 - WCF	Joe Sakic	W, 3-2
44:31	3 OT	June 10, 1996	at Florida	Game 4 - F	Uwe Krupp	W, 1-0
31:03	2 OT	April 20, 1997	at Chicago	Game 3 - CQF	Sergei Krivokrasov	L, 3-4
30:27	2 OT	May 16, 2001	at St. Louis	Game 3 - WCF	Scott Young	L, 3-4
25:21	2 OT	April 14, 2004	at Dallas	Game 4 - CQF	Marek Svatos	W, 3-2
25:18	2 OT	May 13, 1996	at Chicago	Game 6 - CSF	Sandis Ozolinsh	W, 4-3

SHORTEST PLAYOFF OVERTIME GAMES, FRANCHISE HISTORY

Time	Date	Opponent	Round	Goal Scorer	Result
0:22	April 13, 1982	at Montreal	Game 5 - DSF	Dale Hunter	W, 3-2
0:24	May 21, 2001	vs. ST. LOUIS	Game 5 - WCF	Joe Sakic	W, 2-1
0:37	April 12, 1981	vs. PHILADELPHIA	Game 4 - PR	Dale Hunter	W, 4-3
0:51	April 18, 2010	vs. SAN JOSE	Game 3 - CQF	Ryan O'Reilly	W, 1-0
0:51	April 25, 1996	vs. VANCOUVER	Game 5 - CQF	Joe Sakic	W, 5-4



ALL-TIME PLAYOFF GOALTENDERS

PLAYER	GP	W	L	Sh0	SA	Sv	Sv%	GA	GAA	Min	PIM	EN
Patrick Roy	133	81	52	18	3851	3552	.922	299	2.18	8245	20	8
Mario Gosselin	29	16	13	0	821	723	.881	96	3.29	1753	4	2
Dan Bouchard	30	12	18	1	-	-	-	100	3.32	1808	24	2
Jose Theodore	19	8	11	0	582	526	.904	56	3.09	1087	0	2
Philipp Grubauer	12	7	5	1	373	345	.925	28	2.30	732	0	3
David Aebischer	13	6	5	1	309	285	.922	24	2.07	697	4	1
Semyon Varlamov	7	3	4	0	231	211	.913	20	2.77	432	0	2
John Garrett	5	3	2	0	-	-	-	21	3.90	323	0	0
Craig Anderson	6	2	4	1	239	223	.933	16	2.62	366	0	2
Ron Hextall	6	2	4	0	211	193	.915	18	2.90	372	0	0
Stephane Fiset	6	1	2	0	127	110	.866	17	4.43	233	0	0
Jonathan Bernier	4	1	3	0	120	106	.883	14	3.87	217	0	2
Andrew Hammond	3	1	1	0	90	84	.933	6	2.62	137	0	0
Jocelyn Thibault	3	1	2	0	76	68	.895	8	3.24	148	0	0
Clint Malarchuk	6	0	4	0	137	118	.861	19	4.03	283	0	0
Peter Budaj	4	0	0	0	69	62	.899	7	3.61	117	0	0
Craig Billington	3	0	0	0	19	17	.895	2	4.06	30	0	0
Michel Plasse	1	0	0	0	-	-	-	1	4.00	15	0	1
Tommy Salo	1	0	0	0	7	7	1.000	0	0.00	26	2	0
Garth Snow	1	0	0	0	3	2	.667	1	6.78	9	0	0

MOST SAVES, FRANCHISE PLAYOFF HISTORY

Sv	Goaltender	Date	Opponent	Result
63	Patrick Roy	June 10, 1996	at Florida	W, 1-0 3OT
56	Patrick Roy	May 16, 2001	at St. Louis	L, 3-4 2OT
53	Patrick Roy	April 20, 1997	at Chicago	L, 3-4 2OT
51	Craig Anderson	April 18, 2010	vs. SAN JOSE	W, 1-0 OT
50	Jose Theodore	April 30, 2006	at Dallas	W, 3-2 OT

MOST SAVES IN A 60-MINUTE GAME (NON-OT), FRANCHISE PLAYOFF HISTORY

Sv	Goaltender	Date	Opponent	Result
44	Andrew Hammond	April 20, 2018	at Nashville	W, 2-1
44	Patrick Roy	May 11, 1999	at Detroit	W, 5-3
42	Patrick Roy	May 4, 1997	vs. EDMONTON	W, 4-1
42	Patrick Roy	April 24, 1999	at San Jose	W, 3-1
41	Patrick Roy	May 24, 1999	at Dallas	L, 2-4



YEAR-BY-YEAR PLAYOFF RESULTS

1981

PRELIMINARY ROUND

4/8 @	PHILADELPHIA	4-6	L
4/9 @	PHILADELPHIA	5-8	L
4/11	PHILADELPHIA	2-0	W
4/12	PHILADELPHIA	4-3*	W
4/14 @	PHILADELPHIA	2-5	L

PHILADELPHIA WON BEST-OF-FIVE SERIES 3-2

1982

DIVISION SEMIFINALS

4/7 @	MONTREAL	1-5	L
4/8 @	MONTREAL	3-2	W
4/10	MONTREAL	2-1	W
4/11	MONTREAL	2-6	L
4/13 @	MONTREAL	3-2*	W

QUEBEC WON BEST-OF-FIVE SERIES 3-2

DIVISION FINALS

4/15 @	BOSTON	3-4	L
4/16 @	BOSTON	4-8	L
4/18	BOSTON	3-2*	W
4/19	BOSTON	7-2	W
4/21 @	BOSTON	4-3	W
4/23	BOSTON	5-6*	L
4/25 @	BOSTON	2-1	W

QUEBEC WON BEST-OF-SEVEN SERIES 4-3

WALES CONFERENCE FINALS

4/27 @	NY ISLANDERS	1-4	L
4/29 @	NY ISLANDERS	2-5	L
5/1	NY ISLANDERS	4-5*	L
5/4	NY ISLANDERS	2-4	L

NEW YORK WON BEST-OF-SEVEN SERIES 4-0

1983

DIVISION SEMIFINALS

4/5 @	BOSTON	3-4*	L
4/7 @	BOSTON	2-4	L
4/9	BOSTON	2-1	W
4/10	BOSTON	1-2	L

BOSTON WON BEST-OF-FIVE SERIES 3-1

1984

DIVISION SEMIFINALS

4/4 @	BUFFALO	3-2	W
4/5 @	BUFFALO	6-2	W
4/7	BUFFALO	4-1	W

QUEBEC WON BEST-OF-FIVE SERIES 3-0

DIVISION FINALS

4/12	MONTREAL	4-2	W
4/13	MONTREAL	1-4	L
4/15 @	MONTREAL	1-2	L
4/16 @	MONTREAL	4-3*	W
4/18	MONTREAL	0-4	L
4/20 @	MONTREAL	3-5	L

MONTREAL WON BEST-OF-SEVEN SERIES 4-2

1985

DIVISION SEMIFINALS

4/10	BUFFALO	5-2	W
4/11	BUFFALO	3-2	W
4/13 @	BUFFALO	4-6	L
4/14 @	BUFFALO	4-7	L
4/16	BUFFALO	6-5	W

QUEBEC WON BEST-OF-FIVE SERIES 3-2

DIVISION FINALS

4/18 @	MONTREAL	2-1*	W
4/21 @	MONTREAL	6-4	L
4/23	MONTREAL	7-6*	W
4/25	MONTREAL	1-3	L
4/27 @	MONTREAL	5-1	W
4/30	MONTREAL	2-5	L
5/2 @	MONTREAL	3-2*	W

QUEBEC WON BEST-OF-SEVEN SERIES 4-3

WALES CONFERENCE FINALS

5/5	PHILADELPHIA	2-1*	W
5/7	PHILADELPHIA	2-4	L
5/9 @	PHILADELPHIA	2-4	L
5/12 @	PHILADELPHIA	5-3	W
5/14	PHILADELPHIA	1-2	L
5/16 @	PHILADELPHIA	0-3	L

PHILADELPHIA WON BEST-OF-SEVEN 4-2

1986

DIVISION SEMIFINALS

4/9	HARTFORD	2-3*	L
4/10	HARTFORD	1-4	L
4/12 @	HARTFORD	4-9	L

HARTFORD WON BEST-OF-FIVE SERIES 3-0

1987

DIVISION SEMIFINALS

4/8 @	HARTFORD	2-3*	L
4/9 @	HARTFORD	4-5	L
4/11	HARTFORD	5-1	W
4/12	HARTFORD	4-1	W
4/14 @	HARTFORD	7-5	W
4/16	HARTFORD	5-4*	W

QUEBEC WON BEST-OF-SEVEN SERIES 4-2

DIVISION FINALS

4/20 @	MONTREAL	7-5	W
4/22 @	MONTREAL	2-1	W
4/24	MONTREAL	2-7	L
4/26	MONTREAL	2-3*	L
4/28 @	MONTREAL	2-3	L
4/30	MONTREAL	3-2	W
5/2 @	MONTREAL	3-5	L

MONTREAL WON BEST-OF-SEVEN SERIES 4-3

1993

DIVISION SEMIFINALS

4/18	MONTREAL	3-2*	W
4/20	MONTREAL	4-1	W
4/22 @	MONTREAL	1-2*	L
4/24 @	MONTREAL	2-3	L
4/26	MONTREAL	4-5*	L
4/28 @	MONTREAL	2-6	L

MONTREAL WON BEST-OF-SEVEN SERIES 4-2

1995

CONFERENCE QUARTERFINALS

5/6	NY RANGERS	5-4	W
5/8	NY RANGERS	3-8	L
5/10 @	NY RANGERS	3-4	L
5/12 @	NY RANGERS	2-3*	L
5/14	NY RANGERS	4-2	W
5/16 @	NY RANGERS	2-4	L

NEW YORK WON BEST-OF-SEVEN SERIES 4-2

1996

CONFERENCE QUARTERFINALS

4/16	VANCOUVER	5-2	W
4/18	VANCOUVER	4-5	L
4/20 @	VANCOUVER	4-0	W
4/22 @	VANCOUVER	3-4	L
4/25	VANCOUVER	5-4*	W
4/27 @	VANCOUVER	3-2	W

COLORADO WON BEST-OF-SEVEN SERIES 4-2

CONFERENCE SEMIFINALS

5/2	CHICAGO	2-3*	L
5/4	CHICAGO	5-1	W
5/6 @	CHICAGO	3-4*	L
5/8 @	CHICAGO	3-2*	W
5/11	CHICAGO	4-1	W
5/13 @	CHICAGO	4-3*	W

COLORADO WON BEST-OF-SEVEN SERIES 4-2

WESTERN CONFERENCE FINALS

5/19 @	DETROIT	3-2*	W
5/21 @	DETROIT	3-0	W
5/23	DETROIT	4-6	L
5/25	DETROIT	4-2	W
5/27 @	DETROIT	2-5	L
5/29	DETROIT	4-1	W

COLORADO WON BEST-OF-SEVEN SERIES 4-2

STANLEY CUP CHAMPIONSHIP

6/4	FLORIDA	3-1	W
6/6	FLORIDA	8-1	W
6/8 @	FLORIDA	3-2	W
6/10 @	FLORIDA	1-0*	W

COLORADO WON BEST-OF-SEVEN SERIES 4-0



YEAR-BY-YEAR PLAYOFF RESULTS

1997

CONFERENCE QUARTERFINALS

4/16	CHICAGO	6-0	W
4/18	CHICAGO	3-1	W
4/20 @	CHICAGO	3-4*	L
4/22 @	CHICAGO	3-6	L
4/24	CHICAGO	7-0	W
4/26 @	CHICAGO	6-3	W

COLORADO WON BEST-OF-SEVEN SERIES 4-2

CONFERENCE SEMIFINALS

5/2	EDMONTON	5-1	W
5/4	EDMONTON	4-1	W
5/7 @	EDMONTON	3-4	L
5/9 @	EDMONTON	3-2*	W
5/11	EDMONTON	4-3	W

COLORADO WON BEST-OF-SEVEN SERIES 4-1

WESTERN CONFERENCE FINALS

5/15	DETROIT	2-1	W
5/17	DETROIT	2-4	L
5/19 @	DETROIT	1-2	L
5/22 @	DETROIT	0-6	L
5/24	DETROIT	6-0	W
5/26 @	DETROIT	1-3	L

DETROIT WON BEST-OF-SEVEN SERIES 4-2

1998

CONFERENCE QUARTERFINALS

4/22	EDMONTON	2-3	L
4/24	EDMONTON	5-2	W
4/26 @	EDMONTON	5-4*	W
4/28 @	EDMONTON	3-1	W
4/30	EDMONTON	1-3	L
5/2 @	EDMONTON	0-2	L
5/4	EDMONTON	0-4	L

EDMONTON WON BEST-OF-SEVEN SERIES 4-3

1999

CONFERENCE QUARTERFINALS

4/24 @	SAN JOSE	3-1	W
4/26 @	SAN JOSE	2-1*	W
4/28	SAN JOSE	2-4	L
4/30	SAN JOSE	3-7	L
5/1	SAN JOSE	6-2	W
5/3 @	SAN JOSE	3-2*	W

COLORADO WON BEST-OF-SEVEN SERIES 4-2

CONFERENCE SEMIFINALS

5/7	DETROIT	2-3*	L
5/9	DETROIT	0-4	L
5/11 @	DETROIT	5-3	W
5/13 @	DETROIT	6-2	W
5/16	DETROIT	3-0	W
5/18 @	DETROIT	5-2	W

COLORADO WON BEST-OF-SEVEN SERIES 4-2

WESTERN CONFERENCE FINALS

5/22 @	DALLAS	2-1	W
5/24 @	DALLAS	2-4	L
5/26	DALLAS	0-3	L
5/28	DALLAS	3-2*	W
5/30 @	DALLAS	7-5	W
6/1	DALLAS	1-4	L
6/3 @	DALLAS	1-4	L

DALLAS WON BEST-OF-SEVEN SERIES 4-3

2000

CONFERENCE QUARTERFINALS

4/13	PHOENIX	6-3	W
4/15	PHOENIX	3-1	W
4/17 @	PHOENIX	4-2	W
4/19 @	PHOENIX	2-3	L
4/21	PHOENIX	2-1	W

COLORADO WON BEST-OF-SEVEN SERIES 4-1

CONFERENCE SEMIFINALS

4/27	DETROIT	2-0	W
4/29	DETROIT	3-1	W
5/1 @	DETROIT	1-3	L
5/3 @	DETROIT	3-2*	W
5/5	DETROIT	4-2	W

COLORADO WON BEST-OF-SEVEN SERIES 4-1

WESTERN CONFERENCE FINALS

5/13 @	DALLAS	2-0	W
5/15 @	DALLAS	2-3	L
5/19	DALLAS	2-0	W
5/21	DALLAS	1-4	L
5/23 @	DALLAS	2-3*	L
5/25	DALLAS	2-1	W
5/27 @	DALLAS	2-3	L

DALLAS WON BEST-OF-SEVEN SERIES 4-3

2001

CONFERENCE QUARTERFINALS

4/12	VANCOUVER	5-4	W
4/14	VANCOUVER	2-1	W
4/16 @	VANCOUVER	4-3*	W
4/18 @	VANCOUVER	5-1	W

COLORADO WON BEST-OF-SEVEN SERIES 4-0

CONFERENCE SEMIFINALS

4/26	LOS ANGELES	3-4*	L
4/28	LOS ANGELES	2-0	W
4/30 @	LOS ANGELES	4-3	W
5/2 @	LOS ANGELES	3-0	W
5/4	LOS ANGELES	0-1	L
5/6 @	LOS ANGELES	0-1*	L
5/9	LOS ANGELES	5-1	W

COLORADO WON BEST-OF-SEVEN SERIES 4-3

WESTERN CONFERENCE FINALS

5/12	ST. LOUIS	4-1	W
5/14	ST. LOUIS	4-2	W
5/16 @	ST. LOUIS	3-4*	L
5/18 @	ST. LOUIS	4-3*	W
5/21	ST. LOUIS	2-1*	W

COLORADO WON BEST-OF-SEVEN SERIES 4-1

STANLEY CUP CHAMPIONSHIP

5/26	NEW JERSEY	4-0	W
5/29	NEW JERSEY	1-2	L
5/31 @	NEW JERSEY	3-1	W
6/2 @	NEW JERSEY	2-3	L
6/4	NEW JERSEY	1-4	L
6/7 @	NEW JERSEY	4-0	W
6/9	NEW JERSEY	3-1	W

COLORADO WON BEST-OF-SEVEN SERIES 4-3

2002

CONFERENCE QUARTERFINALS

4/18	LOS ANGELES	4-3	W
4/20	LOS ANGELES	5-3	W
4/22 @	LOS ANGELES	1-3	L
4/23 @	LOS ANGELES	1-0	W
4/25	LOS ANGELES	0-1*	L
4/27 @	LOS ANGELES	1-3	L
4/29	LOS ANGELES	4-0	W

COLORADO WON BEST-OF-SEVEN SERIES 4-3

CONFERENCE SEMIFINALS

5/1	SAN JOSE	3-6	L
5/4	SAN JOSE	8-2	W
5/6 @	SAN JOSE	4-6	L
5/8 @	SAN JOSE	4-1	W
5/11	SAN JOSE	3-5	L
5/13 @	SAN JOSE	2-1*	W
5/15	SAN JOSE	1-0	W

COLORADO WON BEST-OF-SEVEN SERIES 4-3

WESTERN CONFERENCE FINALS

5/18 @	DETROIT	3-5	L
5/20 @	DETROIT	4-3*	W
5/22	DETROIT	1-2*	L
5/25	DETROIT	3-2	W
5/27 @	DETROIT	2-1*	W
5/29	DETROIT	0-2	L
5/31 @	DETROIT	0-7	L

DETROIT WON BEST-OF-SEVEN SERIES 4-3



YEAR-BY-YEAR PLAYOFF RESULTS

2003

CONFERENCE QUARTERFINALS

4/10	MINNESOTA	2-4	L
4/12	MINNESOTA	3-2	W
4/14 @	MINNESOTA	3-0	W
4/16 @	MINNESOTA	3-1	W
4/19	MINNESOTA	2-3	L
4/21 @	MINNESOTA	2-3*	L
4/22	MINNESOTA	2-3*	L

MINNESOTA WON BEST-OF-SEVEN SERIES 4-3

2004

CONFERENCE QUARTERFINALS

4/7	DALLAS	3-1	W
4/9	DALLAS	5-2	W
4/12 @	DALLAS	3-4*	L
4/14 @	DALLAS	3-2*	W
4/17	DALLAS	5-1	W

COLORADO WON BEST-OF-SEVEN SERIES 4-1

CONFERENCE SEMIFINALS

4/22 @	SAN JOSE	2-5	L
4/24 @	SAN JOSE	1-4	L
4/26	SAN JOSE	0-1	L
4/28	SAN JOSE	1-0*	W
5/1 @	SAN JOSE	2-1*	W
5/4	SAN JOSE	1-3	L

SAN JOSE WON BEST-OF-SEVEN SERIES 4-2

2006

CONFERENCE QUARTERFINALS

4/22 @	DALLAS	5-2	W
4/24 @	DALLAS	5-4*	W
4/26	DALLAS	4-3*	W
4/28	DALLAS	1-4	L
4/30 @	DALLAS	3-2*	W

COLORADO WON BEST-OF-SEVEN SERIES 4-1

CONFERENCE SEMIFINALS

5/5 @	ANAHEIM	0-5	L
5/7 @	ANAHEIM	0-3	L
5/9	ANAHEIM	3-4*	L
5/11	ANAHEIM	1-4	L

ANAHEIM WON BEST-OF-SEVEN SERIES 4-0

2008

CONFERENCE QUARTERFINALS

4/9 @	MINNESOTA	3-2*	W
4/11 @	MINNESOTA	2-3*	L
4/14	MINNESOTA	2-3*	L
4/15	MINNESOTA	5-1	W
4/17 @	MINNESOTA	3-2	W
4/19	MINNESOTA	2-1	W

COLORADO WON BEST-OF-SEVEN SERIES 4-2

CONFERENCE SEMIFINALS

4/24 @	DETROIT	3-4	L
4/26 @	DETROIT	1-5	L
4/29	DETROIT	3-4	L
5/1	DETROIT	2-8	L

DETROIT WON BEST-OF-SEVEN SERIES 4-0

2010

CONFERENCE QUARTERFINALS

4/14 @	SAN JOSE	2-1	W
4/16 @	SAN JOSE	5-6*	L
4/18	SAN JOSE	1-0*	W
4/20	SAN JOSE	1-2*	L
4/22 @	SAN JOSE	0-5	L
4/24	SAN JOSE	2-5	L

SAN JOSE WON BEST-OF-SEVEN SERIES 4-2

2014

FIRST ROUND

4/17	MINNESOTA	5-4*	W
4/19	MINNESOTA	4-2	W
4/21 @	MINNESOTA	0-1*	L
4/24 @	MINNESOTA	1-2	L
4/26	MINNESOTA	4-3*	W
4/28 @	MINNESOTA	2-5	L
4/30	MINNESOTA	4-5*	L

MINNESOTA WON BEST-OF-SEVEN SERIES 4-3

2018

FIRST ROUND

4/12 @	NASHVILLE	2-5	L
4/14 @	NASHVILLE	4-5	L
4/16	NASHVILLE	5-3	W
4/18	NASHVILLE	2-3	L
4/20 @	NASHVILLE	2-1	W
4/22	NASHVILLE	0-5	L

NASHVILLE WON BEST-OF-SEVEN SERIES 4-2

2019

FIRST ROUND

4/11 @	CALGARY	0-4	L
4/13 @	CALGARY	3-2*	W
4/15	CALGARY	6-2	W
4/17	CALGARY	3-2*	W
4/19 @	CALGARY	5-1	W

COLORADO WON BEST-OF-SEVEN SERIES 4-1

SECOND ROUND

4/26 @	SAN JOSE	2-5	L
4/28 @	SAN JOSE	4-3	W
4/30	SAN JOSE	2-4	L
5/2	SAN JOSE	3-0	W
5/4 @	SAN JOSE	1-2	L
5/6	SAN JOSE	4-3*	W
5/8 @	SAN JOSE	2-3	L

SAN JOSE WON BEST-OF-SEVEN SERIES 4-3

*** - DENOTES OVERTIME GAME**



YEAR-BY-YEAR PLAYOFF STATISTICS

1981

PLAYER	GP	G	A	PTS	+/-	PIM	PPG	SHG	GWG	S	S%	
Peter Stastny	5	2	8	10	-	7	1	0	0	-	-	
Michel Goulet	4	3	4	7	-	7	0	0	1	-	-	
Anton Stastny	5	4	3	7	-	2	2	0	0	-	-	
Dale Hunter	5	4	2	6	-	34	0	0	1	-	-	
Jacques Richard	5	2	4	6	-	14	1	0	0	-	-	
Marc Tardif	5	1	3	4	-	2	0	0	0	-	-	
Robbie Ftorek	5	1	2	3	-	17	1	0	0	-	-	
Dale Hoganson	5	0	3	3	-	10	0	0	0	-	-	
Pierre Lacroix	5	0	2	2	-	10	0	0	0	-	-	
Mario Marois	5	0	1	1	-	6	0	0	0	-	-	
Serge Bernier	1	0	0	0	-	0	0	0	0	-	-	
Kim Clackson	5	0	0	0	-	33	0	0	0	-	-	
Real Cloutier	3	0	0	0	-	10	0	0	0	-	-	
Alain Cote	4	0	0	0	-	6	0	0	0	-	-	
Andre Dupont	1	0	0	0	-	0	0	0	0	-	-	
Bob Fitchner	3	0	0	0	-	10	0	0	0	-	-	
Terry Johnson	2	0	0	0	-	0	0	0	0	-	-	
Lee Norwood	3	0	0	0	-	2	0	0	0	-	-	
John Paddock	2	0	0	0	-	0	0	0	0	-	-	
Dave Pichette	1	0	0	0	-	14	0	0	0	-	-	
Normand Rochefort	5	0	0	0	-	4	0	0	0	-	-	
Wally Weir	3	0	0	0	-	15	0	0	0	-	-	
John Wensink	3	0	0	0	-	0	0	0	0	-	-	
Goaltender	GP	W	L	SO	SA	SV	SV%	GA	GAA	MIN	PIM	EN
Dan Bouchard	5	2	3	1	-	-	-	19	3.99	286	14	1
Michel Plasse	1	0	0	0	-	-	-	1	4.00	15	0	

1982

PLAYER	GP	G	A	PTS	+/-	PIM	PPG	SHG	GWG	S	S%	
Peter Stastny	12	7	11	18	-	10	4	0	1	-	-	
Marian Stastny	16	3	14	17	-	5	1	0	0	-	-	
Anton Stastny	16	5	10	15	-	10	3	0	0	-	-	
Michel Goulet	16	8	5	13	-	6	2	2	0	-	-	
Real Cloutier	16	7	5	12	-	10	1	0	1	-	-	
Wilf Paiement	14	6	6	12	-	28	1	0	1	-	-	
Dale Hunter	16	3	7	10	-	52	1	0	2	-	-	
Dave Pichette	16	2	4	6	-	22	1	0	1	-	-	
Pat Hickey	15	1	3	4	-	21	1	0	0	-	-	
Alain Cote	16	1	2	3	-	8	0	0	0	-	-	
Andre Dupont	16	0	3	3	-	18	0	0	0	-	-	
Mario Marois	13	1	2	3	-	44	0	0	0	-	-	
Marc Tardif	13	1	2	3	-	16	0	0	0	-	-	
Pierre Aubry	15	1	1	2	-	30	0	0	1	-	-	
Normand Rochefort	16	0	2	2	-	10	0	0	0	-	-	
Basil McRae	9	1	0	1	-	34	0	0	0	-	-	
Jacques Richard	10	1	0	1	-	9	0	0	0	-	-	
Gaston Therrien	9	0	1	1	-	4	0	0	0	-	-	
Richard David	1	0	0	0	-	0	0	0	0	-	-	
Jean Hamel	5	0	0	0	-	16	0	0	0	-	-	
Dale Hoganson	6	0	0	0	-	2	0	0	0	-	-	
Pierre Lacroix	3	0	0	0	-	0	0	0	0	-	-	
Randy Moller	1	0	0	0	-	2	0	0	0	-	-	
Wally Weir	15	0	0	0	-	45	0	0	0	-	-	
Goaltender	GP	W	L	SO	SA	SV	SV%	GA	GAA	MIN	PIM	EN
Dan Bouchard	11	4	7	0	-	-	-	38	3.37	677	4	1
John Garrett	5	3	2	0	-	-	-	21	3.90	323	0	0



YEAR-BY-YEAR PLAYOFF STATISTICS

1983

PLAYER	GP	G	A	PTS	+/-	PIM	PPG	SHG	GWG	S	S%	
Peter Stastny	4	3	2	5	2	10	1	0	0	9	33.3	
Anton Stastny	4	2	2	4	2	0	0	0	0	12	16.7	
Alain Cote	4	0	3	3	0	0	0	0	0	6	0	
Dale Hunter	4	2	1	3	0	24	0	0	0	7	28.6	
Randy Moller	4	1	0	1	-3	4	1	0	1	10	10	
Wilf Paiement	4	0	1	1	0	4	0	0	0	9	0	
Dave Pichette	2	0	1	1	1	0	0	0	0	0	0	
Wally Weir	4	0	1	1	0	19	0	0	0	1	0	
Pierre Aubry	2	0	0	0	0	0	0	0	0	1	0	
Real Cloutier	4	0	0	0	-4	0	0	0	0	8	0	
Andre Dupont	4	0	0	0	-3	8	0	0	0	0	0	
Anders Eldebrink	1	0	0	0	0	0	0	0	0	1	0	
Michel Goulet	4	0	0	0	-2	6	0	0	0	10	0	
Jean Hamel	4	0	0	0	-4	2	0	0	0	1	0	
Pat Price	4	0	0	0	-1	14	0	0	0	12	0	
Jacques Richard	4	0	0	0	0	2	0	0	0	0	0	
Normand Rochefort	1	0	0	0	1	2	0	0	0	0	0	
Marian Stastny	2	0	0	0	0	0	0	0	0	1	0	
Marc Tardif	4	0	0	0	-2	2	0	0	0	4	0	
Blake Wesley	4	0	0	0	3	2	0	0	0	5	0	
Goaltender	GP	W	L	SO	SA	SV	SV%	GA	GAA	MIN	PIM	EN
Dan Bouchard	4	1	3	0	-	-	-	11	2.73	242	0	0

1984

PLAYER	GP	G	A	PTS	+/-	PIM	PPG	SHG	GWG	S	S%	
Peter Stastny	9	2	7	9	3	31	2	0	0	18	11.1	
Jean-Francois Sauve	9	2	5	7	-2	2	2	0	1	11	18.2	
Anton Stastny	9	2	5	7	2	7	0	0	0	16	12.5	
Michel Goulet	9	2	4	6	1	17	0	0	0	17	11.8	
Dale Hunter	9	2	3	5	-2	41	0	0	0	9	22.2	
Mario Marois	9	1	4	5	7	6	0	0	0	20	5	
Marian Stastny	9	2	3	5	1	2	0	0	1	15	13.3	
Wilf Paiement	9	3	1	4	-4	24	0	0	0	17	17.6	
Andre Savard	9	3	0	3	-2	2	0	2	1	22	13.6	
Blake Wesley	9	1	2	3	-5	20	0	0	1	10	10	
Bo Berglund	7	2	0	2	1	4	0	0	1	10	20	
Alain Cote	9	0	2	2	0	17	0	0	0	11	0	
Louis Sleigher	7	1	1	2	2	42	0	0	0	3	33.3	
Randy Moller	9	1	0	1	-2	45	0	0	0	9	11.1	
Pat Price	9	1	0	1	-2	10	0	0	0	13	7.7	
Normand Rochefort	6	1	0	1	6	6	0	0	0	7	14.3	
Andre Dore	9	0	0	0	-4	8	0	0	0	8	0	
Paul Gillis	1	0	0	0	0	2	0	0	0	0	0	
Rick LaPointe	3	0	0	0	0	0	0	0	0	4	0	
Jimmy Mann	3	0	0	0	0	22	0	0	0	0	0	
Tony McKegney	7	0	0	0	-5	0	0	0	0	9	0	
Wally Weir	1	0	0	0	0	17	0	0	0	0	0	
Goaltender	GP	W	L	SO	SA	SV	SV%	GA	GAA	MIN	PIM	EN
Dan Bouchard	9	5	4	0	224	199	.888	25	2.76	543	2	0



YEAR-BY-YEAR PLAYOFF STATISTICS

1985

PLAYER	GP	G	A	PTS	+/-	PIM	PPG	SHG	GWG	S	S%	
Peter Stastny	18	4	19	23	1	24	1	0	2	27	14.8	
Michel Goulet	17	11	10	21	3	17	7	0	0	51	21.6	
Brad Maxwell	18	2	9	11	5	35	1	0	0	37	5.4	
Brent Ashton	18	6	4	10	-6	13	1	1	1	28	21.4	
Alain Cote	18	5	5	10	5	11	0	0	1	32	15.6	
Dale Hunter	17	4	6	10	0	97	0	1	2	21	19	
Jean-Francois Sauve	18	5	5	10	-6	8	2	0	0	30	16.7	
Paul Gillis	18	1	7	8	1	73	0	0	0	25	4	
Mario Marois	18	0	8	8	-9	12	0	0	0	42	0	
Mark Kumpel	18	3	4	7	4	4	0	0	1	25	12	
Alain Lemieux	14	3	3	6	2	0	2	0	0	12	25	
Wilf Paiement	18	4	2	6	-4	58	0	0	0	40	10	
Anton Stastny	16	3	3	6	-3	6	1	0	1	28	10.7	
Bruce Bell	16	2	2	4	-2	21	1	0	0	11	18.2	
Randy Moller	18	2	2	4	3	40	1	0	0	32	6.3	
Pat Price	17	0	4	4	4	51	0	0	0	30	0	
Normand Rochefort	18	2	1	3	2	8	0	0	1	29	6.9	
Blake Wesley	6	1	0	1	-1	8	0	0	0	5	20	
Jean-Marc Gaulin	1	0	0	0	0	0	0	0	0	0	0	
Jimmy Mann	13	0	0	0	1	41	0	0	0	3	0	
Marian Stastny	2	0	0	0	-1	0	0	0	0	1	0	
Goaltender	GP	W	L	SO	SA	SV	SV%	GA	GAA	MIN	PIM	EN
Mario Gosselin	17	9	8	0	473	417	.882	54	3.06	1059	2	2
Dan Bouchard	1	0	1	0	24	17	.708	7	7.00	60	4	

1986

PLAYER	GP	G	A	PTS	+/-	PIM	PPG	SHG	GWG	S	S%	
Brent Ashton	3	2	1	3	-1	9	0	1	0	11	18.2	
Michel Goulet	3	1	2	3	-2	10	1	0	0	12	8.3	
Alain Lemieux	1	1	2	3	-1	0	1	0	0	2	50	
Paul Gillis	3	0	2	2	0	14	0	0	0	6	0	
Robert Picard	3	0	2	2	-4	2	0	0	0	7	0	
Anton Stastny	3	1	1	2	-5	0	1	0	0	5	20	
Peter Andersson	2	0	1	1	-1	0	0	0	0	0	0	
Alain Cote	3	1	0	1	-2	0	0	0	0	8	12.5	
Mark Kumpel	2	1	0	1	-1	0	0	0	0	3	33.3	
Pat Price	3	0	1	1	0	4	0	0	0	4	0	
Risto Siltanen	3	0	1	1	-3	2	0	0	0	9	0	
Peter Stastny	3	0	1	1	-5	2	0	0	0	10	0	
Jeff Brown	1	0	0	0	0	0	0	0	0	0	0	
Gilbert DeLorme	2	0	0	0	-2	5	0	0	0	3	0	
Gord Donnelly	1	0	0	0	-2	0	0	0	0	1	0	
Mike Eagles	3	0	0	0	-1	2	0	0	0	4	0	
Dale Hunter	3	0	0	0	-1	15	0	0	0	9	0	
Greg Malone	1	0	0	0	-1	0	0	0	0	0	0	
Jimmy Mann	2	0	0	0	0	19	0	0	0	0	0	
Randy Moller	3	0	0	0	-1	26	0	0	0	4	0	
Steve Patrick	3	0	0	0	-1	6	0	0	0	1	0	
Jean-Francois Sauve	2	0	0	0	0	0	0	0	0	0	0	
Trevor Stienburg	1	0	0	0	-1	0	0	0	0	0	0	
Goaltender	GP	W	L	SO	SA	SV	SV%	GA	GAA	MIN	PIM	EN
Clint Malarchuk	3	0	2	0	81	70	.864	11	4.62	143	0	0
Mario Gosselin	1	0	1	0	22	17	.773	5	7.50	40	0	0



YEAR-BY-YEAR PLAYOFF STATISTICS

1987

PLAYER	GP	G	A	PTS	+/-	PIM	PPG	SHG	GWG	S	S%	
Peter Stastny	13	6	9	15	3	12	2	1	1	24	25	
Michel Goulet	13	9	5	14	-2	35	4	0	2	40	22.5	
John Ogrodnick	13	9	4	13	0	6	3	0	2	41	22	
Robert Picard	13	2	10	12	3	10	1	0	0	31	6.5	
Anton Stastny	13	3	8	11	0	6	0	0	0	21	14.3	
Risto Siltanen	13	1	9	10	-4	8	1	0	0	26	3.8	
Dale Hunter	13	1	7	8	-5	56	1	0	0	15	6.7	
Jeff Brown	13	3	3	6	-3	2	2	0	0	24	12.5	
Paul Gillis	13	2	4	6	3	65	0	0	0	13	15.4	
Jason Lafreniere	12	1	5	6	-1	2	1	0	0	12	8.3	
Lane Lambert	13	2	4	6	2	30	0	0	0	21	9.5	
Alain Cote	13	2	3	5	0	2	0	0	0	26	7.7	
Randy Moller	13	1	4	5	5	23	0	0	0	15	6.7	
Basil McRae	13	3	1	4	-1	99	0	0	1	13	23.1	
Mike Hough	9	0	3	3	-1	26	0	0	0	6	0	
Normand Rochefort	13	2	1	3	-3	26	0	0	1	16	12.5	
Steven Finn	13	0	2	2	1	29	0	0	0	16	0	
Mike Eagles	4	1	0	1	-1	10	0	0	0	4	25	
Gord Donnelly	13	0	0	0	-2	53	0	0	0	9	0	
Greg Malone	1	0	0	0	0	0	0	0	0	0	0	
Goaltender	GP	W	L	SO	SA	SV	SV%	GA	GAA	MIN	PIM	EN
Mario Gosselin	11	7	4	0	326	289	.887	37	3.39	654	2	0
Clint Malarchuk	3	0	2	0	56	48	.857	8	3.43	140	0	0

1993

PLAYER	GP	G	A	PTS	+/-	PIM	PPG	SHG	GWG	S	S%	
Claude Lapointe	6	2	4	6	4	8	0	0	0	9	22.2	
Mike Ricci	6	0	6	6	5	8	0	0	0	7	0	
Joe Sakic	6	3	3	6	-3	2	1	0	0	24	12.5	
Steve Duchesne	6	0	5	5	0	6	0	0	0	14	0	
Scott Young	6	4	1	5	5	0	0	0	2	23	17.4	
Mats Sundin	6	3	1	4	-4	6	1	0	0	19	15.8	
Curtis Leschyshyn	6	1	1	2	3	6	1	0	0	5	20	
Martin Rucinsky	6	1	1	2	-3	4	1	0	0	10	10	
Steven Finn	6	0	1	1	-3	8	0	0	0	10	0	
Adam Foote	6	0	1	1	-3	2	0	0	0	6	0	
Alexei Gusarov	5	0	1	1	-3	0	0	0	0	7	0	
Mike Hough	6	0	1	1	0	2	0	0	0	18	0	
Valeri Kamensky	6	0	1	1	-1	6	0	0	0	21	0	
Andrei Kovalenko	4	1	0	1	-5	2	0	0	0	8	12.5	
Owen Nolan	5	1	0	1	-2	2	0	0	0	12	8.3	
Gino Cavallini	4	0	0	0	-1	0	0	0	0	2	0	
Kerry Huffman	3	0	0	0	-2	0	0	0	0	4	0	
David Karpa	3	0	0	0	0	0	0	0	0	3	0	
Scott Pearson	3	0	0	0	0	0	0	0	0	1	0	
Chris Simon	5	0	0	0	-2	26	0	0	0	8	0	
Craig Wolanin	4	0	0	0	1	4	0	0	0	2	0	
Goaltender	GP	W	L	SO	SA	SV	SV%	GA	GAA	MIN	PIM	EN
Ron Hextall	6	2	4	0	211	193	.915	18	2.90	372	0	0
Stephane Fiset	1	0	0	0	12	11	.917	1	2.86	21	0	0



YEAR-BY-YEAR PLAYOFF STATISTICS

1995

PLAYER	GP	G	A	PTS	+/-	PIM	PPG	SHG	GWG	S	S%	
Bob Bassen	5	2	4	6	2	0	0	0	0	10	20	
Peter Forsberg	6	2	4	6	2	4	1	0	0	13	15.4	
Scott Young	6	3	3	6	3	2	0	1	0	12	25	
Owen Nolan	6	2	3	5	2	6	0	0	0	12	16.7	
Joe Sakic	6	4	1	5	-4	0	1	1	1	15	26.7	
Mike Ricci	6	1	3	4	4	8	0	0	0	9	11.1	
Wendel Clark	6	1	2	3	-6	6	0	0	0	18	5.6	
Uwe Krupp	5	0	2	2	-2	2	0	0	0	13	0	
Sylvain Lefebvre	6	0	2	2	5	2	0	0	0	7	0	
Chris Simon	6	1	1	2	-1	19	0	0	1	9	11.1	
Craig Wolanin	6	1	1	2	5	4	0	0	0	8	12.5	
Rene Corbet	2	0	1	1	1	0	0	0	0	0	0	
Adam Deadmarsh	6	0	1	1	-3	0	0	0	0	6	0	
Steven Finn	4	0	1	1	-4	2	0	0	0	2	0	
Adam Foote	6	0	1	1	-3	14	0	0	0	6	0	
Valeri Kamensky	2	1	0	1	0	0	0	0	0	2	50	
Andrei Kovalenko	6	0	1	1	-3	2	0	0	0	6	0	
Janne Laukkanen	6	1	0	1	-2	2	0	0	0	11	9.1	
Curtis Leschyshyn	3	0	1	1	-1	4	0	0	0	3	0	
Bill Huard	1	0	0	0	-1	0	0	0	0	0	0	
Claude Lapointe	5	0	0	0	-1	8	0	0	0	0	0	
Paul MacDermid	3	0	0	0	0	2	0	0	0	1	0	
Goaltender	GP	W	L	SO	SA	SV	SV%	GA	GAA	MIN	PIM	EN
Stephane Fiset	4	1	2	0	115	99	.861	16	4.55	211	0	0
Jocelyn Thibault	3	1	2	0	76	68	.895	8	3.24	148	0	0
Garth Snow	1	0	0	0	3	2	.667	1	6.67	9	0	0

1996

PLAYER	GP	G	A	PTS	+/-	PIM	PPG	SHG	GWG	S	S%	
Joe Sakic	22	18	16	34	10	14	6	0	6	98	18.4	
Valeri Kamensky	22	10	12	22	11	28	3	0	2	56	17.9	
Peter Forsberg	22	10	11	21	10	18	3	0	1	50	20	
Sandis Ozolinsh	22	5	14	19	5	16	2	0	1	52	9.6	
Adam Deadmarsh	22	5	12	17	8	25	1	0	0	40	12.5	
Mike Ricci	22	6	11	17	-1	18	3	0	1	31	19.4	
Uwe Krupp	22	4	12	16	5	33	1	0	2	38	10.5	
Scott Young	22	3	12	15	6	10	0	0	0	61	4.9	
Claude Lemieux	19	5	7	12	5	55	3	0	0	81	6.2	
Alexei Gusarov	21	0	9	9	13	12	0	0	0	15	0	
Rene Corbet	8	3	2	5	3	2	1	0	1	9	33.3	
Mike Keane	22	3	2	5	1	16	0	0	1	22	13.6	
Sylvain Lefebvre	22	0	5	5	6	12	0	0	0	22	0	
Stephane Yelle	22	1	4	5	2	8	0	1	0	24	4.2	
Adam Foote	22	1	3	4	11	36	0	0	0	20	5	
Jon Klemm	15	2	1	3	6	0	1	0	0	11	18.2	
Curtis Leschyshyn	17	1	2	3	4	8	0	0	0	9	11.1	
Chris Simon	12	1	2	3	-2	11	0	0	0	9	11.1	
Dave Hannan	13	0	2	2	3	2	0	0	0	2	0	
Warren Rychel	12	1	0	1	4	23	0	0	0	4	25	
Craig Wolanin	7	1	0	1	2	8	0	0	1	5	20	
Troy Murray	8	0	0	0	-4	19	0	0	0	6	0	
Goaltender	GP	W	L	SO	SA	SV	SV%	GA	GAA	MIN	PIM	EN
Patrick Roy	22	16	6	3	649	598	.921	51	2.10	1454	0	0
Stephane Fiset	1	0	0	0	0	0	0	0	0	1	0	0



YEAR-BY-YEAR PLAYOFF STATISTICS

1997

PLAYER	GP	G	A	PTS	+/-	PIM	PPG	SHG	GWG	S	S%	
Joe Sakic	17	8	17	25	5	14	3	0	0	50	16	
Claude Lemieux	17	13	10	23	7	32	4	0	4	73	17.8	
Valeri Kamensky	17	8	14	22	-1	16	5	0	2	49	16.3	
Peter Forsberg	14	5	12	17	-6	10	3	0	0	35	14.3	
Sandis Ozolinsh	17	4	13	17	-1	24	2	0	1	39	10.3	
Adam Deadmarsh	17	3	6	9	-6	24	1	0	1	39	7.7	
Stephane Yelle	12	1	6	7	5	2	0	0	0	19	5.3	
Keith Jones	6	3	3	6	2	4	1	0	0	16	18.8	
Mike Ricci	17	2	4	6	1	17	0	0	1	21	9.5	
Scott Young	17	4	2	6	-1	14	2	0	0	21	19	
Eric Lacroix	17	1	4	5	2	19	0	0	0	15	6.7	
Rene Corbet	17	2	2	4	0	27	0	0	0	31	6.5	
Adam Foote	17	0	4	4	3	62	0	0	0	17	0	
Mike Keane	17	3	1	4	2	24	0	0	1	17	17.6	
Alexei Gusarov	17	0	3	3	3	14	0	0	0	9	0	
Aaron Miller	17	1	2	3	3	10	0	0	0	8	12.5	
Jon Klemm	17	1	1	2	-1	6	0	0	0	20	5	
Sylvain Lefebvre	17	0	0	0	-1	25	0	0	0	15	0	
Eric Messier	6	0	0	0	0	4	0	0	0	1	0	
Yves Sarault	5	0	0	0	0	2	0	0	0	2	0	
Brent Severyn	8	0	0	0	1	12	0	0	0	3	0	
Goaltender	GP	W	L	SO	SA	SV	SV%	GA	GAA	MIN	PIM	EN
Patrick Roy	17	10	7	3	559	521	.932	38	2.21	1034	12	2
Craig Billington	1	0	0	0	13	12	.923	1	3.00	20	0	0

1998

PLAYER	GP	G	A	PTS	+/-	PIM	PPG	SHG	GWG	S	S%	
Peter Forsberg	7	6	5	11	3	12	2	0	0	18	33.3	
Sandis Ozolinsh	7	0	7	7	-3	14	0	0	0	19	0	
Claude Lemieux	7	3	3	6	2	8	1	0	1	29	10.3	
Valeri Kamensky	7	2	3	5	1	18	1	0	0	17	11.8	
Joe Sakic	6	2	3	5	0	6	0	1	2	24	8.3	
Adam Deadmarsh	7	2	0	2	-1	4	1	0	0	14	14.3	
Tom Fitzgerald	7	0	1	1	-2	20	0	0	0	8	0	
Alexei Gusarov	7	0	1	1	1	6	0	0	0	3	0	
Uwe Krupp	7	0	1	1	2	4	0	0	0	18	0	
Stephane Yelle	7	1	0	1	-3	12	0	0	0	7	14.3	
Rene Corbet	2	0	0	0	0	2	0	0	0	5	0	
Adam Foote	7	0	0	0	-1	23	0	0	0	12	0	
Keith Jones	7	0	0	0	-1	13	0	0	0	12	0	
Jon Klemm	4	0	0	0	1	0	0	0	0	1	0	
Jari Kurri	4	0	0	0	-1	0	0	0	0	2	0	
Eric Lacroix	7	0	0	0	-2	6	0	0	0	5	0	
Sylvain Lefebvre	7	0	0	0	-1	4	0	0	0	4	0	
Aaron Miller	7	0	0	0	0	8	0	0	0	6	0	
Jeff Odgers	6	0	0	0	-1	25	0	0	0	4	0	
Warren Rychel	6	0	0	0	-2	24	0	0	0	4	0	
Goaltender	GP	W	L	SO	SA	SV	SV%	GA	GAA	MIN	PIM	EN
Patrick Roy	7	3	4	0	191	173	.906	18	2.51	430	0	1
Craig Billington	1	0	0	0	0	0	0	0	0	1	0	0



YEAR-BY-YEAR PLAYOFF STATISTICS

1999

PLAYER	GP	G	A	PTS	+/-	PIM	PPG	SHG	GWG	S	S%	
Peter Forsberg	19	8	16	24	7	31	1	1	0	54	14.8	
Joe Sakic	19	6	13	19	-2	8	1	1	1	56	10.7	
Theo Fleury	18	5	12	17	-2	20	2	0	0	56	8.9	
Claude Lemieux	19	3	11	14	5	26	1	0	0	69	4.3	
Adam Deadmarsh	19	8	4	12	2	20	3	0	0	44	18.2	
Milan Hejduk	16	6	6	12	3	4	1	0	3	38	15.8	
Sandis Ozolinsh	19	4	8	12	-5	22	3	0	1	56	7.1	
Valeri Kamensky	10	4	5	9	5	4	1	0	1	18	22.2	
Chris Drury	19	6	2	8	2	4	0	0	4	40	15	
Aaron Miller	19	1	5	6	8	10	0	0	0	22	4.5	
Adam Foote	19	2	3	5	3	24	1	0	0	28	7.1	
Dale Hunter	19	1	3	4	0	38	0	0	0	10	10	
Shjon Podein	19	1	1	2	-1	12	0	0	0	33	3	
Greg de Vries	19	0	2	2	3	22	0	0	0	7	0	
Jon Klemm	19	0	1	1	1	10	0	0	0	11	0	
Sylvain Lefebvre	19	0	1	1	6	12	0	0	0	16	0	
Jeff Odgers	15	1	0	1	0	14	0	0	1	3	33.3	
Warren Rychel	12	0	1	1	-1	14	0	0	0	6	0	
Stephane Yelle	10	0	1	1	-1	6	0	0	0	18	0	
Shean Donovan	5	0	0	0	0	2	0	0	0	1	0	
Alexei Gusarov	5	0	0	0	1	2	0	0	0	2	0	
Eric Messier	3	0	0	0	-1	0	0	0	0	1	0	
Goaltender	GP	W	L	SO	SA	SV	SV%	GA	GAA	MIN	PIM	EN
Patrick Roy	17	10	7	3	559	521	.932	38	2.21	1034	12	2
Craig Billington	1	0	0	0	13	12	.923	1	3.00	20	0	0

2000

PLAYER	GP	G	A	PTS	+/-	PIM	PPG	SHG	GWG	S	S%	
Adam Deadmarsh	17	4	11	15	7	21	1	0	1	41	9.8	
Peter Forsberg	16	7	8	15	9	12	2	1	4	54	13	
Chris Drury	17	4	10	14	7	4	1	0	2	44	9.1	
Sandis Ozolinsh	17	5	5	10	1	20	3	0	1	42	11.9	
Ray Bourque	13	1	8	9	4	8	0	0	0	28	3.6	
Milan Hejduk	17	5	4	9	-7	6	3	0	1	50	10	
Joe Sakic	17	2	7	9	-5	8	2	0	0	48	4.2	
Adam Foote	16	0	7	7	6	28	0	0	0	15	0	
Dave Andreychuk	17	3	2	5	-3	18	2	0	0	38	7.9	
Shjon Podein	17	5	0	5	4	8	0	0	1	26	19.2	
Dave Reid	17	1	3	4	4	0	0	0	0	24	4.2	
Jon Klemm	17	2	1	3	4	9	0	0	0	16	12.5	
Alex Tanguay	17	2	1	3	-2	2	1	0	1	13	15.4	
Stephane Yelle	17	1	2	3	3	4	0	0	0	25	4	
Aaron Miller	17	1	1	2	4	6	0	0	0	10	10	
Martin Skoula	17	0	2	2	-3	4	0	0	0	14	0	
Serge Aubin	17	0	1	1	1	6	0	0	0	8	0	
Eric Messier	14	0	1	1	1	4	0	0	0	3	0	
Jeff Odgers	4	0	0	0	0	0	0	0	0	0	0	
Greg de Vries	5	0	0	0	2	4	0	0	0	1	0	
Goaltender	GP	W	L	SO	SA	SV	SV%	GA	GAA	MIN	PIM	EN
Patrick Roy	17	11	6	3	431	400	.928	31	1.79	1039	4	1



YEAR-BY-YEAR PLAYOFF STATISTICS

2001

PLAYER	GP	G	A	PTS	+/-	PIM	PPG	SHG	GWG	S	S%	
Joe Sakic	21	13	13	26	6	6	5	0	3	79	16.5	
Milan Hejduk	23	7	16	23	8	6	4	0	1	51	13.7	
Alex Tanguay	23	6	15	21	13	8	1	0	2	37	16.2	
Rob Blake	23	6	13	19	6	16	3	0	0	83	7.2	
Chris Drury	23	11	5	16	5	4	2	0	2	62	17.7	
Peter Forsberg	11	4	10	14	5	6	1	0	2	23	17.4	
Ray Bourque	21	4	6	10	9	12	3	0	1	49	8.2	
Ville Nieminen	23	4	6	10	-1	20	3	0	1	39	10.3	
Adam Foote	23	3	4	7	5	47	1	0	1	28	10.7	
Dan Hinote	23	2	4	6	4	21	0	0	0	16	12.5	
Shjon Podein	23	2	3	5	3	14	0	0	1	16	12.5	
Steven Reinprecht	22	2	3	5	0	2	0	0	0	14	14.3	
Martin Skoula	23	1	4	5	1	8	0	0	0	14	7.1	
Chris Dingman	16	0	4	4	3	14	0	0	0	8	0	
Eric Messier	23	2	2	4	0	14	0	0	0	20	10	
Dave Reid	18	0	4	4	2	6	0	0	0	8	0	
Jon Klemm	22	1	2	3	7	16	0	0	1	14	7.1	
Stephane Yelle	23	1	2	3	2	8	0	0	1	23	4.3	
Greg de Vries	23	0	1	1	5	20	0	0	0	20	0	
Bryan Muir	3	0	0	0	0	0	0	0	0	0	0	
Scott Parker	4	0	0	0	0	2	0	0	0	0	0	
Goaltender	GP	W	L	SO	SA	SV	SV%	GA	GAA	MIN	PIM	EN
Patrick Roy	23	16	7	4	622	581	.934	41	1.70	1451	0	0
David Aebischer	1	0	0	0	0	0	0	0	0	1	0	0

2002

PLAYER	GP	G	A	PTS	+/-	PIM	PPG	SHG	GWG	S	S%	
Peter Forsberg	20	9	18	27	8	20	0	0	4	35	25.7	
Joe Sakic	21	9	10	19	-2	4	4	0	1	76	11.8	
Alex Tanguay	19	5	8	13	-8	0	3	0	0	20	25	
Greg de Vries	21	4	9	13	1	2	0	0	1	41	9.8	
Rob Blake	20	6	6	12	-1	16	1	0	0	67	9	
Chris Drury	21	5	7	12	4	10	1	0	3	56	8.9	
Steven Reinprecht	21	7	5	12	7	8	0	0	2	29	24.1	
Adam Foote	21	1	6	7	-2	28	0	0	0	26	3.8	
Milan Hejduk	16	3	3	6	-4	4	1	0	0	45	6.7	
Martin Skoula	21	0	6	6	-5	2	0	0	0	13	0	
Mike Keane	18	1	4	5	0	8	0	0	0	24	4.2	
Riku Hahl	21	1	2	3	-3	0	0	0	0	17	5.9	
Dan Hinote	19	1	2	3	-3	9	0	0	0	16	6.3	
Darius Kasparaitis	21	0	3	3	10	18	0	0	0	18	0	
Eric Messier	21	1	2	3	-4	0	0	0	0	18	5.6	
Brad Larsen	21	1	1	2	-4	13	0	0	0	8	12.5	
Stephane Yelle	20	0	2	2	-3	14	0	0	0	21	0	
Brian Willsie	4	0	1	1	0	2	0	0	0	4	0	
Bryan Muir	21	0	0	0	-3	2	0	0	0	8	0	
Pascal Trepanier	2	0	0	0	-1	0	0	0	0	0	0	
Radim Vrbata	9	0	0	0	-5	0	0	0	0	19	0	
Goaltender	GP	W	L	SO	SA	SV	SV%	GA	GAA	MIN	PIM	EN
Patrick Roy	21	11	10	3	572	520	.909	52	2.51	1241	0	3
David Aebischer	1	0	0	0	14	13	.929	1	1.76	34	2	0



YEAR-BY-YEAR PLAYOFF STATISTICS

2003

PLAYER	GP	G	A	PTS	+/-	PIM	PPG	SHG	GWG	S	S%	
Joe Sakic	7	6	3	9	1	2	2	0	1	26	23.1	
Peter Forsberg	7	2	6	8	3	6	1	0	0	23	8.7	
Milan Hejduk	7	2	2	4	4	2	1	0	0	21	9.5	
Rob Blake	7	1	2	3	2	8	0	0	0	27	3.7	
Dan Hinote	7	1	2	3	0	2	0	0	0	9	11.1	
Derek Morris	7	0	3	3	2	6	0	0	0	12	0	
Steven Reinprecht	7	1	2	3	1	0	0	0	0	9	11.1	
Alex Tanguay	7	1	2	3	-2	4	0	0	1	10	10	
Bates Battaglia	7	0	2	2	1	4	0	0	0	14	0	
Riku Hahl	6	0	2	2	2	2	0	0	0	11	0	
Greg de Vries	7	2	0	2	2	0	0	0	0	12	16.7	
Adam Foote	6	0	1	1	2	8	0	0	0	3	0	
Martin Skoula	7	0	1	1	-1	4	0	0	0	4	0	
Brian Willsie	6	1	0	1	1	2	0	0	1	7	14.3	
Serge Aubin	5	0	0	0	1	4	0	0	0	4	0	
Mike Keane	6	0	0	0	0	2	0	0	0	1	0	
Bryan Marchment	7	0	0	0	1	4	0	0	0	3	0	
Chris McAllister	1	0	0	0	0	0	0	0	0	0	0	
Eric Messier	5	0	0	0	0	0	0	0	0	2	0	
Scott Parker	1	0	0	0	0	2	0	0	0	0	0	
Jeff Shantz	6	0	0	0	1	4	0	0	0	7	0	
Goaltender	GP	W	L	SO	SA	SV	SV%	GA	GAA	MIN	PIM	EN
Patrick Roy	7	3	4	1	177	161	.910	16	2.27	423	0	0

2004

PLAYER	GP	G	A	PTS	+/-	PIM	PPG	SHG	GWG	S	S%	
Joe Sakic	11	7	5	12	0	8	1	1	2	35	20	
Peter Forsberg	11	4	7	11	6	12	1	0	1	16	25	
Milan Hejduk	11	5	2	7	6	0	2	0	0	30	16.7	
Marek Svatos	11	1	5	6	3	2	0	0	1	25	4	
Rob Blake	9	0	5	5	0	6	0	0	0	17	0	
Bob Boughner	11	0	4	4	5	6	0	0	0	13	0	
Adam Foote	11	0	4	4	-2	10	0	0	0	6	0	
Steve Konowalchuk	11	4	0	4	-4	12	4	0	1	25	16	
Alex Tanguay	8	2	2	4	1	2	1	0	1	6	33.3	
Teemu Selanne	10	0	3	3	-2	2	0	0	0	9	0	
Matthew Barnaby	11	0	2	2	-3	27	0	0	0	10	0	
Andrei Nikolishin	11	0	2	2	-3	4	0	0	0	7	0	
Karlis Skrastins	11	0	2	2	-2	2	0	0	0	14	0	
Riku Hahl	7	1	0	1	0	2	0	0	0	12	8.3	
Darby Hendrickson	6	1	0	1	-1	2	0	0	0	5	20	
Dan Hinote	11	1	0	1	2	0	0	1	0	15	6.7	
Paul Kariya	1	0	1	1	-1	0	0	0	0	2	0	
John-Michael Liles	11	0	1	1	1	4	0	0	0	21	0	
Ossi Vaananen	11	0	1	1	3	18	0	0	0	4	0	
Chris Gratton	11	0	0	0	-1	27	0	0	0	12	0	
Kurt Sauer	3	0	0	0	0	0	0	0	0	1	0	
Goaltender	GP	W	L	SO	SA	SV	SV%	GA	GAA	MIN	PIM	EN
David Aebischer	11	6	5	1	295	272	.922	23	2.08	662	2	1
Tommy Salo	1	0	0	0	7	7	1	0	0	26	2	0



YEAR-BY-YEAR PLAYOFF STATISTICS

2006

PLAYER	GP	G	A	PTS	+/-	PIM	PPG	SHG	GWG	S	S%	
Andrew Brunette	9	3	6	9	-2	8	1	0	1	15	20	
Joe Sakic	9	4	5	9	-1	6	1	0	1	21	19	
Milan Hejduk	9	2	6	8	3	2	0	0	0	24	8.3	
Alex Tanguay	9	2	4	6	1	12	0	0	1	20	10	
Jim Dowd	9	2	3	5	3	20	0	1	0	6	33.3	
Rob Blake	9	3	1	4	1	8	2	0	1	42	7.1	
Brett Clark	9	2	2	4	-2	2	0	1	0	19	10.5	
Wojtek Wolski	8	1	3	4	-3	2	0	0	0	9	11.1	
John-Michael Liles	9	1	2	3	-1	6	1	0	0	15	6.7	
Dan Hinote	9	1	1	2	-2	31	0	0	0	10	10	
Antti Laaksonen	9	0	2	2	-3	2	0	0	0	16	0	
Pierre Turgeon	5	0	2	2	-3	6	0	0	0	9	0	
Patrice Brisebois	9	0	1	1	-7	4	0	0	0	10	0	
Ian Laperriere	9	0	1	1	-6	27	0	0	0	9	0	
Brett McLean	8	0	1	1	-5	4	0	0	0	8	0	
Brad Richardson	9	1	0	1	-3	6	0	0	0	7	14.3	
Karlis Skrastins	9	0	1	1	-3	10	0	0	0	9	0	
Steve Konowalchuk	2	0	0	0	-1	4	0	0	0	1	0	
Brad May	3	0	0	0	-3	0	0	0	0	5	0	
Kurt Sauer	9	0	0	0	-3	4	0	0	0	1	0	
Ossi Vaananen	1	0	0	0	0	0	0	0	0	1	0	
Goaltender	GP	W	L	SO	SA	SV	SV%	GA	GAA	MIN	PIM	EN
Jose Theodore	9	4	5	0	296	267	.902	29	3.04	573	0	2

2008

PLAYER	GP	G	A	PTS	+/-	PIM	PPG	SHG	GWG	S	S%	
Joe Sakic	10	2	8	10	-7	0	0	0	1	30	6.7	
Andrew Brunette	10	5	3	8	-5	2	3	0	0	18	27.8	
Milan Hejduk	10	3	3	6	-6	4	2	0	0	18	16.7	
Tyler Arnason	10	2	3	5	-2	2	1	0	0	27	7.4	
Peter Forsberg	7	1	4	5	3	14	0	0	0	13	7.7	
John-Michael Liles	10	2	3	5	-1	2	1	0	0	21	9.5	
Ruslan Salei	10	1	4	5	0	4	1	0	0	10	10	
Ryan Smyth	8	2	3	5	-1	2	1	0	1	22	9.1	
Wojtek Wolski	7	2	3	5	-1	2	1	0	1	12	16.7	
Jordan Leopold	7	0	3	3	0	0	0	0	0	5	0	
Paul Stastny	9	2	1	3	-1	6	0	0	1	16	12.5	
Jeff Finger	5	0	2	2	-2	4	0	0	0	7	0	
Ian Laperriere	10	1	1	2	0	19	0	0	0	12	8.3	
Cody McLeod	10	1	1	2	-3	26	0	0	0	16	6.3	
Ben Guite	10	1	0	1	1	14	0	1	0	9	11.1	
Scott Hannan	9	0	1	1	0	4	0	0	0	10	0	
T.J. Hensick	2	0	1	1	1	0	0	0	0	4	0	
David Jones	10	0	1	1	0	6	0	0	0	18	0	
Cody McCormick	4	0	1	1	-2	7	0	0	0	5	0	
Kurt Sauer	10	1	0	1	-3	8	0	0	0	5	20	
Adam Foote	10	0	0	0	-6	6	0	0	0	5	0	
Jaroslav Hlinka	1	0	0	0	-1	0	0	0	0	2	0	
Wyatt Smith	1	0	0	0	0	0	0	0	0	1	0	
Goaltender	GP	W	L	SO	SA	SV	SV%	GA	GAA	MIN	PIM	EN
Jose Theodore	10	4	6	0	286	259	.906	27	3.15	514	0	0
Peter Budaj	3	0	0	0	65	59	.908	6	3.33	108	0	0



YEAR-BY-YEAR PLAYOFF STATISTICS

2010

PLAYER	GP	G	A	PTS	+/-	PIM	PPG	SHG	GWG	S	S%	
Paul Stastny	6	1	4	5	-2	4	1	0	0	13	7.7	
Brandon Yip	6	2	2	4	-3	6	0	0	0	13	15.4	
Matt Duchene	6	0	3	3	-2	0	0	0	0	9	0	
Chris Stewart	6	3	0	3	-1	4	0	0	1	20	15	
Kyle Cumiskey	6	1	1	2	-7	2	0	0	0	3	33.3	
T.J. Galiardi	6	0	2	2	-1	6	0	0	0	8	0	
John-Michael Liles	6	1	1	2	-2	4	1	0	0	14	7.1	
Adam Foote	6	0	1	1	-4	10	0	0	0	6	0	
Milan Hejduk	3	1	0	1	0	0	0	0	0	4	25	
Ryan O'Reilly	6	1	0	1	0	2	0	0	1	7	14.3	
Marek Svatos	3	1	0	1	-1	2	0	0	0	10	10	
Ryan Wilson	4	0	1	1	-1	0	0	0	0	2	0	
Brett Clark	1	0	0	0	0	0	0	0	0	3	0	
Chris Durno	1	0	0	0	0	0	0	0	0	0	0	
Scott Hannan	6	0	0	0	3	4	0	0	0	3	0	
Matt Hendricks	6	0	0	0	-2	0	0	0	0	5	0	
Cody McLeod	6	0	0	0	-2	5	0	0	0	4	0	
Kevin Porter	4	0	0	0	-2	0	0	0	0	2	0	
Kyle Quincey	6	0	0	0	2	8	0	0	0	14	0	
Ruslan Salei	1	0	0	0	0	0	0	0	0	0	0	
Ryan Stoa	1	0	0	0	0	2	0	0	0	1	0	
Darcy Tucker	6	0	0	0	-1	2	0	0	0	4	0	
Stephane Yelle	6	0	0	0	-1	2	0	0	0	4	0	
Goaltender	GP	W	L	SO	SA	SV	SV%	GA	GAA	MIN	PIM	EN
Craig Anderson	6	2	4	1	239	223	.933	16	2.62	366	0	2
Peter Budaj	1	0	0	0	4	3	.750	1	6.67	9	0	0

2014

PLAYER	GP	G	A	PTS	+/-	PIM	PPG	SHG	GWG	S	S%	
Paul Stastny	7	5	5	10	-1	4	1	1	1	13	38.5	
Nathan MacKinnon	7	2	8	10	2	4	0	0	1	18	11.1	
Ryan O'Reilly	7	2	4	6	3	0	0	0	0	14	14.3	
Jamie McGinn	7	2	3	5	-1	2	0	0	0	19	10.5	
Nick Holden	7	3	1	4	2	8	2	0	0	12	25	
Gabriel Landeskog	7	3	1	4	-2	8	0	0	1	21	14.3	
PA Parenteau	7	1	2	3	0	2	0	0	0	17	5.9	
Matt Duchene	2	0	3	3	-1	2	0	0	0	0	0	
Erik Johnson	7	1	1	2	-6	2	0	0	0	13	7.7	
Ryan Wilson	4	0	2	2	-1	2	0	0	0	1	0	
Tyson Barrie	3	0	2	2	3	0	0	0	0	2	0	
Nate Guenin	7	0	1	1	1	4	0	0	0	3	0	
Andre Benoit	7	0	1	1	3	6	0	0	0	6	0	
Cody McLeod	7	1	0	1	-1	22	0	1	0	11	9.1	
Joey Hishon	3	0	1	1	0	2	0	0	0	1	0	
Max Talbot	7	0	0	0	-3	4	0	0	0	9	0	
Jan Hejda	7	0	0	0	-6	6	0	0	0	6	0	
Patrick Bordeleau	7	0	0	0	-1	10	0	0	0	2	0	
Marc-Andre Cliche	7	0	0	0	-3	2	0	0	0	2	0	
Paul Carey	3	0	0	0	-1	0	0	0	0	0	0	
Brad Malone	6	0	0	0	-1	2	0	0	0	4	0	
Goaltender	GP	W	L	SO	SA	SV	SV%	GA	GAA	MIN	PIM	EN
Semyon Varlamov	7	3	4	0	231	211	.913	20	2.78	432	0	2



YEAR-BY-YEAR PLAYOFF STATISTICS

2018

PLAYER	GP	G	A	PTS	+/-	PIM	PPG	SHG	GWG	S	S%
Gabriel Landeskog	6	4	3	7	-4	8	2	0	0	17	23.5
Nathan MacKinnon	6	3	3	6	-2	4	0	0	1	28	10.7
Tyson Barrie	6	0	4	4	-3	2	0	0	0	12	0
Mikko Rantanen	6	0	4	4	-1	0	0	0	0	10	0
Matt Nieto	6	0	3	3	-1	2	0	0	0	5	0
J.T. Compher	6	0	3	3	-2	2	0	0	0	4	0
Nikita Zadorov	6	1	2	3	1	32	0	0	0	9	11.1
Carl Soderberg	6	0	2	2	-3	2	0	0	0	8	0
Alexander Kerfoot	6	2	0	2	-1	2	0	0	0	7	28.6
Blake Comeau	6	2	0	2	-3	2	0	0	0	9	22.2
Gabriel Bourque	6	2	0	2	1	0	0	0	0	6	33.3
Colin Wilson	6	0	1	1	-2	0	0	0	0	8	0
Mark Barberio	6	0	1	1	-1	6	0	0	0	11	0
Sven Andrighetto	6	1	0	1	1	6	0	0	1	12	8.3
Tyson Jost	6	0	1	1	-2	0	0	0	0	9	0
Patrik Nemeth	6	0	1	1	-2	4	0	0	0	8	0
David Warsofsky	4	0	0	0	1	2	0	0	0	2	0
Samuel Girard	3	0	0	0	-3	0	0	0	0	6	0
Duncan Siemens	5	0	0	0	-4	0	0	0	0	1	0
Goaltender	GP	W	L	SO	SA	SV	SV%	GA	GAA	MIN	PIM
Andrew Hammond	3	1	1	0	90	84	.933	6	2.63	137:29	0
Jonathan Bernier	4	1	3	0	120	106	.883	14	3.87	217:04	0

2019

PLAYER	GP	G	A	PTS	+/-	PIM	PPG	SHG	GWG	S	S%
Mikko Rantanen	12	6	8	14	-1	4	2	0	2	34	17.6
Nathan MacKinnon	12	6	7	13	-4	2	2	0	3	57	10.5
Colin Wilson	12	4	4	8	0	2	3	0	0	25	16.0
Gabriel Landeskog	12	3	5	8	-2	10	0	0	1	39	7.7
Tyson Barrie	12	1	7	8	1	4	0	0	0	32	3.1
Matt Nieto	12	4	3	7	6	2	0	2	0	18	22.2
J.T. Compher	12	4	2	6	1	0	0	0	0	18	22.2
Cale Makar	10	1	5	6	3	0	0	0	1	14	7.1
Ian Cole	12	0	5	5	6	16	0	0	0	11	0
Tyson Jost	12	3	1	4	3	0	0	0	0	21	14.3
Matt Calvert	8	0	4	4	3	18	0	0	0	11	0
Erik Johnson	12	2	1	3	-1	4	0	0	0	25	8
Alexander Kerfoot	12	0	3	3	-1	6	0	0	0	17	0
Carl Soderberg	12	0	2	2	4	8	0	0	0	25	0
Samuel Girard	9	0	2	2	3	0	0	0	0	6	0
Gabriel Bourque	12	1	0	1	0	2	0	0	0	7	14.3
Derick Brassard	9	0	1	1	-2	8	0	0	0	11	0
Nikita Zadorov	12	0	0	0	-5	24	0	0	0	11	0
Patrik Nemeth	7	0	0	0	4	4	0	0	0	8	0
Sven Andrighetto	5	0	0	0	-2	2	0	0	0	7	0
Goaltender	GP	W	L	SO	SA	SV	SV%	GA	GAA	MIN	PIM
Philipp Grubauer	12	7	5	1	373	345	.925	28	2.30	732	0

