

2015-2016

COLORADO AVALANCHE MEDIA GUIDE



**CELEBRATING 20 SEASONS
OF AVALANCHE HOCKEY**





20TH ANNIVERSARY SEASON

The Colorado Avalanche will celebrate their 20th Anniversary Season in 2015-16. Here is the list of special events that will take place throughout this anniversary campaign:

- | | |
|--------------------|--|
| OCTOBER 8 | Opening Night – The Kickoff to the 20th Anniversary Season |
| OCTOBER 24 | Celebration of Hockey in Colorado |
| DECEMBER 7 | 20th Anniversary Team |
| JANUARY 8 | Museum Night at Pepsi Center |
| JANUARY 20 | Top 20 Plays |
| FEBRUARY 26 | Avalanche-Red Wings Alumni Game |
| FEBRUARY 27 | 2016 Coors Light NHL Stadium Series™ Game |
| MARCH 5 | Military Appreciation Day |
| APRIL 9 | Fan Appreciation Day |

TABLE OF CONTENTS

20th Anniversary Season Events.....	IFC
Table of Contents.....	1
Avalanche Directory.....	2

THE COLORADO AVALANCHE

Owner/E. Stanley Kroenke	4-5
Josh Kroenke	6
Joe Sakic	7
Greg Sherman	8
Craig Billington	9
Chris MacFarland	10
Avalanche Staff	11-12

AVALANCHE COACHING STAFF

Patrick Roy	14-15
Assistant Coaches	16-17
How the Avalanche was built	18

AVALANCHE PLAYERS

Tyson Barrie	20-23
Francois Beauchemin	24-26
Reto Berra	28-29
Patrick Bordeleau	30-31
Marc-Andre Cliche	32-33
Blake Comeau	34-35
Matt Duchene	36-39
Mikhail Grigorenko	40-41
Nate Guenin	42-43
Nick Holden	44-45
Jarome Iginla	46-49
Erik Johnson	50-53
Gabriel Landeskog	54-57
Nathan MacKinnon	58-61
Cody McLeod	62-65
John Mitchell	66-67
Zach Redmond	68-69
Carl Soderberg	70-71
Brad Stuart	72-75
Alex Tanguay	76-79
Semyon Varlamov	80-83
Jesse Winchester	84-85
Nikita Zadorov	86-87
The Last Time	88

AVALANCHE SYSTEM

Avalanche Organizational Roster	90-91
System Players	92-124

MINOR LEAGUE AFFILIATES

San Antonio Rampage (AHL)	126-127
Fort Wayne Komets (ECHL)	128

2014-2015 SEASON RECAP

Regular Season Standings	130
Season Notes	131-132
Team Game-by-Game Summary	133-134
Scoring Summary	135
Season Breakdown	136-137
Transactions and Injuries	138-139
Player Game-by-Game	140-147
Season Highs & Lows	148-150

FRANCHISE RECORD BOOK

All-Time Record	152-154
All-Time Attendance	155
All-Time Head Coaches	156
GM's, Asst Coaches, Captains	157
Franchise Leaders	158
Single-Season Leaders	159
Year-by-Year Leaders	160-162
Scoring Streaks	163
Hat Tricks	164-166
Player of the Week	167
Penalty Shots	168
Team Records	169-171
Winning / Losing Streaks	172
Individual Franchise Records	173-175
All-Time Specialty Teams	176
All-Time Scoring Leaders	177-182
All-Time Goaltenders	183
Overtime Results	184-186
All-Time Shootouts	187-188
All-Time Shootout Statistics	189-190
Franchise Awards	191
Olympics	192
All-Star Games	193
Retired Numbers	194-196
All-Time Roster	197-199
All-Time Sweater Numbers	200-202
Draft Selections	203-205
Year-by-Year Player Statistics	206-217
Year-by-Year Team Statistics	218-229
All-Time Record vs. Opponents	230

PLAYOFF RECORD BOOK

1996 Stanley Cup	232
2001 Stanley Cup	233
All-Time Playoff Record	234
Franchise Playoff Records	235-236
Franchise Playoff Records, Individual	237
Franchise Playoff Leaders	238
Single Season Playoff Leaders	239
All-Time Playoff Scoring Leaders	240-242
Year-by-Year Playoff Results	243-244

MISCELLANEOUS

Media Information	246
Avalanche Broadcast Team	247
KSE Mission Statement	248
KSE Executive Staff	248
Pepsi Center Map	249
Avalanche in the Community	249
2015-2016 Season Schedule	250

2015-2016 MEDIA GUIDE CREDITS

The 2015-16 Colorado Avalanche Media Guide was written and edited by Brendan McNicholas. Editorial and writing assistance provided by Ron Knabenbauer, Ryan Boulding and Samantha Poulos. Design and layout by Katie Getzelman and Sara True. Photographers include Michael Martin, Tim DeFrisco, Getty Images, Hockey Hall of Fame, USA Hockey, Montreal Canadiens and Andy Devlin. The book was printed by Henry Wurst, Inc, Denver, Colorado. Statistics provided by the National Hockey League, Elias Sports Bureau and STATS Inc. Special thanks to Bob Waterman and Randy Robles of the Elias Sports Bureau, Benny Ercolani of the NHL and Dan Diamond.

The information contained in this publication was compiled by the Colorado Avalanche Communications Department. Any commercial use of this information in whole or in part is prohibited without the prior written consent of the Colorado Avalanche Hockey Club. All NHL and team logos within are the property of NHL Enterprises and the respective teams and may not be reproduced commercially without the prior written consent of NHL Enterprises. All information as of Sept. 10, 2015.

Copyright © 2015-2016 - All Rights Reserved

COLORADO AVALANCHE HOCKEY CLUB

Pepsi Center, 1000 Chopper Circle, Denver, Colorado 80204
303/405-1100 main 303/893-0614 fax
www.coloradoavalanche.com | twitter: @Avalanche | facebook.com/coloradoavalanche

EXECUTIVE STAFF

Owner	E. Stanley Kroenke
President & Governor	Josh Kroenke
Executive Vice President/General Manager/Alternate Governor	Joe Sakic
Senior Vice President of Business & Team Operations/Alternate Governor	Greg Sherman
Assistant General Manager	Craig Billington
Assistant General Manager	Chris MacFarland
Vice President of Hockey Administration	Charlotte Grahame

COACHING STAFF

Head Coach/Vice President of Hockey Operations	Patrick Roy
Assistant Coach	Tim Army
Assistant Coach	Dave Farrish
Goaltending Coach	Francois Allaire
Video Coordinator	Brett Heimlich

TRAINING STAFF

Head Athletic Trainer	Matthew Sokolowski
Assistant Athletic Trainer/Physical Therapist	Scott Woodward
Head Equipment Manager	Mark Miller
Assistant Equipment Manager	Cliff Halstead
Assistant Equipment Manager	Brad Lewkow
Inventory Manager	Wayne Flemming
Strength & Conditioning Coach	Casey Bond
Massage Therapist	Gregorio Pradera

PRO SCOUTING STAFF

Director of Player Personnel	Brad Smith
Assistant Director of Player Personnel	Garth Joy
Pro Scout	Dan Laperriere
Pro Scout	Terry Martin

AMATEUR SCOUTING STAFF

Director of Amateur Scouting	Alan Hepple
Scout	Anders Carlsson
Scout	Anton Edlund
Scout	Rick Lanz
Scout	Joni Lehto
Scout	Jerome Mesonero
Scout	Don Paarup
Scout	Norm Robert
Scout	Neil Shea

PLAYER DEVELOPMENT STAFF

Director of Player Development	David Oliver
Development Consultant	Brett Clark
Development Consultant	Adam Foote
Development Consultant	Brian Willisie

COMMUNICATIONS/TEAM SERVICES/WEBSITE & SOCIAL MEDIA STAFF

Senior Vice President, Communications & Business Operations	Jean Martineau
Executive Director of Media Services	Brendan McNicholas
Team Services Manager	Erin DeGraff
Website/Media Relations Coordinator	Ryan Boulding
Website/Media Relations Coordinator	Ron Knabenbauer

SAN ANTONIO RAMPAGE (AHL AFFILIATE)

Head Coach	Dean Chynoweth
Assistant Coach	Randy Ladouceur
Goaltending Coach	Jean-Ian Filiatrault
Video Coordinator	Steven Petrovek
Head Athletic Trainer	Brent Woodside
Head Equipment Manager	Steven Passineau

TEAM INFORMATION

Team Colors	Burgundy, Silver, Blue and Black
Team Founded	1979 Quebec Nordiques – Relocated to Colorado 1995
Home Ice	Pepsi Center (18,007)
Practice Facility	South Suburban Family Sports Center
Minor League Affiliates	San Antonio Rampage (AHL), Fort Wayne Komets (ECHL)
Television Outlet	Altitude Sports & Entertainment Network
Radio	Altitude Radio Network

COLORADO AVALANCHE





E. STANLEY KROENKE

OWNER

Mr. E. Stanley Kroenke became owner of the Colorado Avalanche on July 6, 2000. In the team's first season under his ownership, the Avalanche hosted the NHL All-Star Game, won the Presidents' Trophy, and defeated the New Jersey Devils to win the Stanley Cup, the second in franchise history (1996).

Under Kroenke's ownership the team has won four division championships, and during his first five years of ownership the Avalanche sold out every home game and went on to post an NHL-record 487 consecutive game sellout streak.

In the summer of 2013, Kroenke oversaw the appointment of Josh Kroenke as team President. Josh Kroenke then named Joe Sakic as Executive Vice President of Hockey Operations and Patrick Roy as Head Coach/Vice President of Hockey Operations. The Avalanche went on to tie a franchise record with 52 wins and finish third in the NHL with 112 points en route to winning the 2014 Central Division championship. The Avalanche, with the support of ownership, has signed core players such as Matt Duchene, Gabriel Landeskog and Semyon Varlamov to long-term contracts, further demonstrating Kroenke's commitment to the team.

The 2015-16 season will feature yet another landmark event under Kroenke's ownership with the Avalanche hosting the Coors Light NHL Stadium Series outdoor game on Feb. 27, 2016 at Coors Field.

Off the ice, one of Kroenke's primary focuses has been the Colorado community. More than \$16 million in contributions have been made to Colorado charities through Kroenke Sports Charities and the Colorado Avalanche and Denver Nuggets Community Funds. The Avalanche continues to be a strong supporter of youth hockey in the State of Colorado through initiatives such as donating all game program sales to youth hockey teams and sponsoring the Quebec Pee Wee Qualifier Tournament.

The Denver Nuggets, also under Kroenke's ownership, have been one of the most successful NBA teams over the past decade, and were one of only two NBA teams to make the playoffs in all 10 seasons from 2003 through 2013, including a run to the 2009 Western Conference Finals. The Nuggets hosted the NBA All-Star Game in 2005.

Kroenke Sports & Entertainment, Kroenke's Denver-based company, owns Major League Soccer's Colorado Rapids and the National Lacrosse League's Colorado Mammoth. In 2007 and again in 2015 the Rapids hosted the MLS All-Star Game, and in 2010 they won the MLS Cup Championship and were honored at the White House for their achievement. The Mammoth has been a playoff participant in 12 of its 13 seasons and won the NLL championship in 2006. The Mammoth also hosted the NLL All-Star Game in 2004 and 2009.

In June 2011, Kroenke became the majority shareholder of Arsenal FC, the storied English Premier League football club. The St. Louis Rams won the Super Bowl in 2000 while Mr. Kroenke was a co-owner; he became the team's principal owner in August 2010.

Overall, the Avalanche, Nuggets, Rapids and Mammoth have made 36 playoff appearances, won three league championships and hosted five All-Star Games since 2000-01. Arsenal won the 2014 and 2015 FA Cup and has qualified for the Champions League in 18 consecutive seasons.

In addition to his success as a team owner, Kroenke has been an innovator in television programming. In September 2004, Kroenke launched Altitude Sports & Entertainment, a 24-hour regional television network that is the broadcast home for the Avalanche, Nuggets, Mammoth and Rapids. Altitude also airs professional, collegiate and high school sporting events throughout the Rocky Mountain region. KSE expanded its media position in 2013 with the acquisition of Outdoor Channel, America's premier on-air and online destination for people with a passion for the outdoor lifestyle. The independent cable network is received by nearly 40 million U.S. households, making it the largest outdoor TV footprint in the country. In 2014 KSE added to its outdoor media holdings with the acquisition of Sportsman Channel, which reaches more than 36 million U.S. households, along with a number of well-known outdoor enthusiast print and digital publications. KSE also owns World Fishing Network.

The Pepsi Center, a KSE-owned facility and the largest indoor arena, event center and concert venue in Colorado, is the home arena for the Avalanche, Nuggets and Mammoth, seating 18,007 fans for hockey and 19,155 for basketball.

On April 7, 2007, KSE opened Dick's Sporting Goods Park, one of the largest soccer-specific complexes in the world. The state-of-the-art sports facility sits on more than 160 acres in Commerce City, CO, and seats 18,000 fans for field sports and up to 27,000 for concerts. KSE also owns the Paramount Theatre, a historic landmark in downtown Denver, and through Peak Entertainment, LLC, a joint venture between KSE and AEG Live Rocky Mountains, co-manages 1STBANK Center in Broomfield, CO, a multi-use arena accommodating up to 6,500 people for a variety of events. Pepsi Center, Dick's Sporting Goods Park, the Paramount Theatre and 1STBANK Center are home to more than 300 events annually, including world renowned acts such as Garth Brooks, U2, Madonna, Taylor Swift, Phish, Aerosmith and Bruce Springsteen.

Kroenke's enthusiasm and vision ensure that Denver will continue to be the top entertainment destination in the Rocky Mountain region for generations to come. Local media outlets have consistently named Kroenke one of the most significant people in the Denver arts and entertainment community, saying "no other person entertains more people more often."

Kroenke is chairman and owner of The Kroenke Group, a private real estate investment and development company with properties located throughout the United States and Canada. Over the past four decades, he has built a reputation as one of the nation's leading real estate developers.

A member of the Missouri Sports Hall of Fame, Kroenke holds undergraduate and graduate degrees from the University of Missouri. In addition to their son Josh, who is also President and Governor of the Nuggets, Stan and his wife, Ann, have a daughter, Whitney, an award-winning documentary film producer.





JOSH KROENKE

PRESIDENT & GOVERNOR

Building on his strong track record of success, Josh Kroenke ushered in a new era of Colorado Avalanche hockey when he was named Team President on May 10, 2013. In his first season in the new role, the Avalanche tied a franchise record with 52 wins and won the Central Division championship.

The Avalanche's .616 winning percentage over the past two years under Kroenke's leadership ranks fourth in the Western Conference behind Anaheim (.686%), St. Louis (.671%) and Chicago (.637%).

Prior to being named President, Kroenke spent four seasons as Governor of the Avalanche, working closely with the organization and representing the Avalanche at NHL ownership meetings.

Kroenke, in conjunction with the National Hockey League, was instrumental in bringing the 2016 Coors Light NHL Stadium Series Game to Denver. The event, which features the Avalanche and Red Wings playing at Coors Field on Feb. 27, 2016, will be the first-ever NHL outdoor game in the State of Colorado.

The Stadium Series Game is the headline event of the Avalanche's 20th Anniversary Season in Denver, a year-long celebration that will also include the Avalanche-Red Wings Alumni Game at Coors Field.

Kroenke's first duty as team president was to name Joe Sakic as Executive Vice President of Hockey Operations, giving Sakic the responsibility of overseeing all hockey-related decisions. Just a few weeks later, Kroenke and Sakic introduced Patrick Roy as the team's Head Coach/Vice President of Hockey Operations on May 28, 2013.

Under Kroenke, Sakic and Roy's leadership, the Avalanche advanced to the postseason for the first time since 2009-10 and secured their first division title since 2002-03. The Avalanche took home three individual trophies at the 2014 NHL Awards—including Roy's coach of the year honors—matching Boston for the most of any team.

In addition to his responsibilities with the Avalanche, Kroenke, 35, serves as the President and Governor of the NBA's Denver Nuggets. Over the past five years as team president, Josh has been involved in every aspect of the Nuggets' day-to-day operations. This season will mark his ninth overall with the team's front office.

In 2014, Kroenke was named to the SportsBusiness Daily's prestigious "Forty Under 40" list. The annual list honors the most promising young executives in sports business under the age of 40.

Athletic competition has always been a passion for Kroenke, who attended the University of Missouri on a basketball scholarship. He was a contributor during Missouri's trip to the Elite Eight as a sophomore in 2002, and he earned Academic All-Big XII First Team honors while serving as team captain during his junior and senior seasons. After graduating with a degree in financial management, Kroenke completed a six-month internship with the NBA's League Office, working in their Player Development Department. Upon finishing his internship, Kroenke worked as an analyst and underwriter for Lehman Brothers in their Global Real Estate Group, where he assisted with the debt underwriting and securitization of numerous commercial real estate transactions.

Aside from his duties with the Avalanche and Nuggets, Kroenke serves as an Alternate Governor for the Colorado Rapids (Major League Soccer) and on the Board of Directors for Arsenal Football Club (English Premier League) in London. In his spare time, Kroenke enjoys skiing and playing golf and is an active supporter of Kroenke Sports Charities, which provides programs and support to assist, encourage, and enrich the lives of those in need. He is also involved in several other charitable endeavors, including the Todd Peglow Memorial Scholarship Fund at the University of Missouri. In addition, he is a major supporter of the Playing For Change Foundation, which was co-founded by his sister, Whitney, and benefits children worldwide by building schools that specialize in teaching music and arts. He currently serves on the Board of Strategic Development for the Trulaske College of Business at the University of Missouri.



JOE SAKIC

EXECUTIVE VICE PRESIDENT/GENERAL MANAGER/ ALTERNATE GOVERNOR

Former Avalanche captain Joe Sakic was named Executive Vice President of Hockey Operations on May 10, 2013 and begins his third season of overseeing all hockey-related decisions for the club. Sakic added the title of General Manager during the summer of 2014.

The Avalanche's .616 winning percentage over the past two years ranks fourth in the Western Conference behind Anaheim (.686%), St. Louis (.671%) and Chicago (.637%). In Sakic's first season in this role, the Avalanche tied a

franchise record with 52 wins and won the 2013-14 Central Division championship.

The 2015 offseason saw the Avalanche acquire and sign Carl Soderberg, bring in six players via trade with Buffalo, sign unrestricted free agents Francois Beauchemin and Blake Comeau and select Mikko Rantanen with the 10th overall pick in the NHL Draft.

Sakic's first move as executive vice president was to name Patrick Roy as Head Coach/Vice President of Hockey Operations on May 23, 2013. A month later, Sakic announced Nathan MacKinnon as the first overall pick at the 2013 NHL Draft. Roy went on to win the Jack Adams Award as the coach of the year, while MacKinnon went on to be the recipient of the Calder Memorial Trophy as the league's top rookie. The Avs won a total of three trophies at the 2014 NHL Awards, matching Boston for the most of any team.

In just his first nine months on the job, Sakic announced long-term contract extensions for Matt Duchene, Gabriel Landeskog and Semyon Varlamov, locking in the core of the Avalanche through at least the 2018-19 season.

The 2015-16 campaign marks Joe's fifth season overall in the front office, as he spent two years as the organization's Executive Advisor/Alternate Governor. He was hired for that position on March 25, 2011.

Sakic, 46, announced his retirement from the game of hockey on July 9, 2009, following a career that spanned 20 seasons and 1,378 games with the same organization. He wore the 'C' as team captain for 16 consecutive seasons (17 seasons overall), making him the second-longest serving captain in NHL history. Sakic led the Avalanche to two Stanley Cup titles (1996, 2001), which included the city of Denver's first major professional sports championship in 1996. The Burnaby, B.C., native captured the franchise's first Hart Trophy as league MVP in 2001, won the Conn Smythe Trophy as playoff MVP in 1996, earned the Lester B. Pearson Award (NHLPA MVP) and Lady Byng Trophy (sportsmanship) in 2001 and was named to the NHL's First All-Star Team on three occasions (2001, 2002 and 2004).

Sakic was elected to the Hockey Hall of Fame in 2012, his first year of eligibility. The only player who spent his entire career with the Avalanche organization to achieve that honor, Sakic was officially inducted into the Hockey Hall of Fame on Nov. 12, 2012.

Sakic retired as the eighth-highest scorer in NHL history with 1,641 career points. He ranked seventh all-time in both playoff goals (84) and playoff points (188-tied), and still holds the NHL record with eight postseason overtime goals.

Selected by the Quebec Nordiques in the first round (15th overall) of the 1987 Entry Draft, Sakic is the franchise's all-time leader in nearly every statistical category. With Sakic as team captain, the Avalanche/Nordiques captured an NHL-record nine consecutive division championships from 1995 to 2003. In addition to its two Stanley Cup titles, the Avalanche also won two Presidents' Trophies and made six appearances in the Western Conference Finals during that time span.

Sakic's No. 19 jersey was retired by the Avalanche during a pre-game ceremony on Oct. 1, 2009.

Joe and his wife, Debbie, have three children: Mitchell and twins Chase and Kamryn. Joe and Debbie are active with the Food Bank of the Rockies charity, and Joe hosts his own charity golf tournament to benefit the Food Bank every summer in Denver. Sakic was awarded the 2007 NHL Foundation Player Award in recognition of his commitment and service to charities in his community.



GREG SHERMAN

SENIOR VICE PRESIDENT, BUSINESS AND TEAM OPERATIONS/ALTERNATE GOVERNOR

Greg Sherman was named to the position of Senior Vice President, Business and Team Operations in June 2015. The 2015-16 campaign marks his 14th season in the Avalanche's front office and his 20th season overall with the company. Sherman will continue to represent the Avalanche at league meetings as an Alternate Governor.

Sherman, 45, will oversee the business operations for the franchise. He will serve as the primary contact between the Avalanche and the National Hockey League for the upcoming 2016 Coors Light NHL Stadium Series game. The event, which features the Avalanche and Red Wings playing at Coors Field on Feb. 27, 2016, will be the first-ever NHL outdoor game in the state of Colorado.

In addition to the NHL Stadium Series game, Sherman will also work closely with KSE on all aspects of team operations to create additional synergies between hockey operations and KSE, including the signature events surrounding the franchise's 20th Anniversary Season in Denver.

Sherman recently served as the club's Vice President of Business Operations/Assistant General Manager in 2014-15. He spent five years as General Manager of the team from 2009-14, having been named to that role on June 3, 2009. Prior to being appointed GM, Sherman spent the previous seven years as the club's Assistant General Manager.

Born in Scranton, Pa., Sherman was raised in Denver and has spent most of his life in Colorado. After graduating from Cherry Creek High School in Englewood, Colo., Sherman received his bachelor's degree from the University of San Diego in 1992.

Greg and his wife, Tamara, reside in Highlands Ranch with daughters Katelyn and Delaney.



CRAIG BILLINGTON

ASSISTANT GENERAL MANAGER

Craig Billington begins his 14th year with the Avalanche's front office and his third as Assistant General Manager. He primarily works with Colorado's minor league affiliates, including the franchise's new American Hockey League affiliate in San Antonio.

Prior to assuming this current role, Billington, 48, most recently held the title of Vice President of Player Development/Minor League Operations. The London, Ontario native started as the club's goaltending consultant before being named Director of Player Development. He added the title of vice president in the

summer of 2008 and was named to his current role on June 24, 2013.

The former netminder enjoyed a 15-year playing career in the NHL, compiling a 110-149-31 record in 332 appearances. He spent three years with the Avalanche from 1996-97 to 1998-99, where he still ranks fourth in franchise history in career goals-against average (2.61) and fifth in save percentage (.910).

Billington was New Jersey's second choice (23rd overall) in the 1984 Entry Draft. He played two full seasons with New Jersey in 1991-92 and 1992-93 before joining the Ottawa Senators. In 1993, Billington was selected to play in the NHL All-Star Game. He also spent time with Boston and finished his career with the Washington Capitals.

Billington played in two world junior championships and backstopped Canada to the gold medal at the 1985 IIHF World Junior Championship in Finland.

Craig resides in Denver with his family.



CHRIS MacFARLAND

ASSISTANT GENERAL MANAGER

Chris MacFarland was hired by the Colorado Avalanche as Assistant General Manager on May 21, 2015. He joins the franchise after spending the last seven seasons in the same role with the Columbus Blue Jackets.

MacFarland, 45, works closely with Executive Vice President/General Manager Joe Sakic and Head Coach/Vice President of Hockey Operations Patrick Roy regarding all hockey-related matters.

A member of Columbus' hockey operations department for 16 years, MacFarland most recently assisted the Blue Jackets in scouting at the professional and amateur level, player contract research and negotiations, salary cap management and arbitration, collective bargaining agreement administration, budgeting and team scheduling issues. He also served as a liaison to the National Hockey League regarding matters pertaining to the collective bargaining agreement and oversaw the hockey operations efforts of the Blue Jackets' minor-league affiliates.

MacFarland joined Columbus prior to the 1999-00 NHL campaign and served as the club's manager of hockey operations from 2001-07 before being promoted to assistant to the general manager in July 2007. He moved to the position of assistant general manager a year later in July 2008.

Born on March 28, 1970, in the Bronx, New York, he played college hockey at Pace University where he received a bachelor's degree in business in 1992 and later graduated from the university's law school in 1998.

He began his career on the business side of the sport as an intern in the National Hockey League's New York office from 1993-94 and worked in the NHL Productions office while attending law school.

Chris and his wife, Chandra, have three sons, Jake, Gavin and Sawyer, and a daughter, Cara.



CASEY BOND
STRENGTH & CONDITIONING
COACH



RYAN BOULDING
WEBSITE/MEDIA RELATIONS
COORDINATOR



ANDERS CARLSSON
SCOUT



BRETT CLARK
DEVELOPMENT CONSULTANT



ERIN DeGRAFF
TEAM SERVICES COORDINATOR



ANTON EDLUND
SCOUT



WAYNE FLEMING
INVENTORY MANAGER



ADAM FOOTE
DEVELOPMENT CONSULTANT



CHARLOTTE GRAHAME
VICE PRESIDENT OF HOCKEY
ADMINISTRATION



CLIFF HALSTEAD
ASSISTANT EQUIPMENT MANAGER



BRETT HEIMLICH
VIDEO COORDINATOR



ALAN HEPPLER
DIRECTOR OF
AMATEUR SCOUTING



GARTH JOY
ASSISTANT DIRECTOR OF
PLAYER PERSONNEL



RON KNABENBAUER
WEBSITE/MEDIA RELATIONS
COORDINATOR



RICK LANZ
SCOUT



DAN LAPERRIERE
PRO SCOUT



JONI LEHTO
SCOUT



BRAD LEWKOW
ASSISTANT EQUIPMENT MANAGER



TERRY MARTIN
PRO SCOUT



JEAN MARTINEAU
SR. VP. COMMUNICATIONS &
BUSINESS OPERATIONS

AVALANCHE STAFF



BRENDAN McNICHOLAS
EXECUTIVE DIRECTOR OF
MEDIA SERVICES



JEROME MESONERO
SCOUT



MARK MILLER
HEAD EQUIPMENT MANAGER



DAVID OLIVER
DIRECTOR OF PLAYER
DEVELOPMENT



DON PAARUP
SCOUT



GREGORIO PRADERA
MASSAGE THERAPIST



NORM ROBERT
SCOUT




NEIL SHEA
SCOUT



BRAD SMITH
DIRECTOR OF PLAYER PERSONNEL



MATTHEW SOKOLOWSKI
HEAD ATHLETIC TRAINER



BRIAN WILLSIE
DEVELOPMENT CONSULTANT



SCOTT WOODWARD
ASSISTANT ATHLETIC TRAINER/
PHYSICAL THERAPIST

COACHING STAFF





PATRICK ROY

HEAD COACH/VICE PRESIDENT OF HOCKEY OPERATIONS

Patrick Roy was named Head Coach/Vice President of Hockey Operations on May 23, 2013 and begins his third season in that role. Roy was introduced as the sixth head coach in Avalanche history and the 14th in franchise history on May 28, 2013.

In addition to his head coaching duties, Roy works closely with Executive Vice President/General Manager Joe Sakic in all player personnel decisions.

Roy has posted a 91-53-20 record (.616) in two years as the club's head coach. The Avalanche's .616 winning percentage over the past two years ranks fourth in the Western Conference behind Anaheim (.686%), St. Louis (.671%) and Chicago (.637%).

Roy, 49, won the 2014 Jack Adams Award after guiding the Avalanche to a 52-22-8 record (.683) and the Central Division title in his rookie season behind the bench. He helped Colorado match its franchise record for wins and post its second-highest point total ever (112). Roy's Avalanche also set a franchise mark with 26 road wins en route to compiling the best road record in the NHL at 26-11-4 (.683). Colorado, which finished 29th in the league standings the year before, became the first club since the NHL expanded to 21 teams in 1979 to go from the bottom three to the top three in a single season.

Roy became the first coach in Avalanche history to win the Jack Adams Award. He was the second coach in franchise history to receive the honor, as Marc Crawford won it with Quebec in 1994-95. Roy is the first coach to claim the Jack Adams in his first season behind the bench since Washington's Bruce Boudreau in 2008. Roy received 68 of the 95 first-place votes for 399 voting points, far out-distancing Detroit's Mike Babcock (163) and Tampa Bay's Jon Cooper (136).

Roy became just the fifth coach in NHL history to win 50 games in his first season behind the bench, joining Tom Johnson with the 1970-71 Bruins (57-14-7), Mike Keenan with the 1984-85 Flyers (53-20-7), Pat Burns with the 1988-89 Canadiens (53-18-9) and Todd McLellan with the 2008-09 Sharks (53-18-11). Roy led the Avalanche to a 6-0-0 start, tying the NHL record for consecutive wins by a head coach to begin his career set by Mario Tremblay with Montreal in 1995-96. He went on to become the first coach in NHL history to win 14 of his first 16 career games (14-2-0).

Prior to joining the Avalanche, Roy spent the previous eight seasons as head coach and general manager of the Quebec Remparts of the Quebec Major Junior Hockey League. He guided the Remparts to a 348-196-0 record (.640) in 544 regular season games behind the bench, which included leading Quebec to the 2006 Memorial Cup title as the Canadian Hockey League champions. He was also a part owner of the QMJHL franchise during that time.

Roy, who was inducted into the Hockey Hall of Fame in 2006, retired with the most regular season wins in NHL history (551), a number that currently ranks second all-time. The four-time Stanley Cup champion is still the winningest goaltender in Stanley Cup Playoff history with 151 postseason wins. Roy is the only player in league history to win three Conn Smythe Trophies as the playoff MVP (1986, 1993, 2001).

The Quebec City native backstopped the Montreal Canadiens to two Stanley Cup championships (1986, 1993), the first of which was his rookie campaign. Traded to Colorado on Dec. 6, 1995, Roy led the Avalanche to the Stanley Cup during the club's first season in Denver (1996) and again in 2001. He is the only goaltender in NHL history to win 200 or more games with two different teams.

Roy won three Vezina Trophies (1989, 1990, 1992) and five William Jennings Trophies (1987, 1988, 1989, 1992, 2002). He was selected to the NHL All-Star Team on six occasions, the first team in 1988-89, 1989-90, 1991-92 and 2001-02 and second team in 1987-88 and 1990-91. He participated in 11 NHL All-Star Games and was named to the NHL All-Rookie Team in 1985-86. When Roy announced his retirement on May 28, 2003, he was the NHL's all-time leader in not only wins but also regular season games (1,029), minutes (60,225) and 30-win seasons (13), marks that now all rank second. In addition to being first overall in postseason wins, Roy is still the NHL record holder in career playoff games (247) and is second in postseason shutouts (23).

Roy, who is the Avalanche's all-time leader in nearly every statistical category, had his No. 33 retired by the organization on Oct. 28, 2003.

Patrick has three children, sons Jonathan and Frederick, and daughter Jana.

ROY'S NHL COACHING RECORD

Year	Team	League	REGULAR SEASON								PLAYOFFS			
			GP	W	L	OT	PTS	W%	Div		GP	W	L	Playoff Result
2013-14	Colorado	NHL	82	52	22	8	112	.683	1st/Central		7	3	4	Lost 1st Round
2014-15	Colorado	NHL	82	39	31	12	90	.549	7th/Central		-	-	-	None
Totals			164	91	53	20	202	.616	--		7	3	4	--

ROY'S MAJOR JUNIOR COACHING RECORD

Year	Team	League	REGULAR SEASON								PLAYOFFS			
			GP	W	L	T	OL/SL	PTS	W%	Div	GP	W	L	Playoff Result
2005-06	Quebec	QMJHL	65	51	14	0	(2)	104	.785	1st	23	14	9	Won Memorial Cup
2006-07	Quebec	QMJHL	69	36	33	0	(5)	77	.523	5th	5	1	4	Lost QMJHL First Round
2007-08	Quebec	QMJHL	70	38	32	0	(4)	80	.543	5th	6	2	4	Lost QMJHL Semifinal
2008-09	Quebec	QMJHL	68	49	19	0	(3)	101	.721	1st	17	9	8	Lost QMJHL Semifinal
2009-10	Quebec	QMJHL	68	41	27	0	(7)	89	.603	1st	9	4	5	Lost QMJHL Quarterfinal
2010-11	Quebec	QMJHL	68	48	20	0	(4)	100	.706	1st	18	11	7	Lost QMJHL Semifinal
2011-12	Quebec	QMJHL	68	43	25	0	(7)	93	.632	3rd	11	7	4	Lost QMJHL Quarterfinal
2012-13	Quebec	QMJHL	68	42	26	0	(5)	89	.618	3rd	11	5	6	Lost QMJHL Quarterfinal
Totals			544	348	196	0	(37)	733	.640	--	100	53	47	

ROY'S CAREER PLAYING STATISTICS

YEAR	TEAM	LGE	REGULAR SEASON								PLAYOFFS						
			GP	W	L	T	MNS	SO	GAA	SV%	GP	W	L	MNS	SO	GAA	SV%
1982-83	Granby	QMJHL	54	13	35	1	2808	0	6.26	-	-	-	-	-	-	-	-
1983-84	Granby	QMJHL	61	29	29	1	3585	0	4.44	-	4	0	4	244	0	5.41	-
1984-85	Granby	QMJHL	44	16	25	1	2463	0	5.55	-	-	-	-	-	-	-	-
	Montreal	NHL	1	1	0	0	20	0	0.00	1.000	-	-	-	-	-	-	-
	Sherbrooke	AHL	1	1	0	0	60	0	4.00	-	13	10	3	769	0	2.89	-
1985-86	Montreal	NHL	47	23	18	3	2651	1	3.35	.875	20	15	5	1218	1	1.92	.923
1986-87	Montreal	NHL	46	22	16	6	2686	1	2.93	.892	6	4	2	330	0	4.00	.873
1987-88	Montreal	NHL	45	23	12	9	2586	3	2.90	.900	8	3	4	430	0	3.35	.889
1988-89	Montreal	NHL	48	33	5	6	2744	4	2.47	.908	19	13	6	1206	2	2.09	.920
1989-90	Montreal	NHL	54	31	16	5	3173	3	2.53	.912	11	5	6	641	1	2.43	.911
1990-91	Montreal	NHL	48	25	15	6	2835	1	2.71	.906	13	7	5	785	0	3.11	.898
1991-92	Montreal	NHL	67	36	22	8	3935	5	2.36	.914	11	4	7	686	1	2.62	.904
1992-93	Montreal	NHL	62	31	25	5	3595	2	3.20	.894	20	16	4	1293	0	2.13	.929
1993-94	Montreal	NHL	68	35	17	11	3867	7	2.50	.918	6	3	3	375	0	2.56	.930
1994-95	Montreal	NHL	43	17	20	6	2566	1	2.97	.906	-	-	-	-	-	-	-
1995-96	Montreal	NHL	22	12	9	1	1260	1	2.95	.907	-	-	-	-	-	-	-
	Colorado	NHL	39	22	15	1	2305	1	2.68	.909	22	16	6	1454	3	2.10	.921
1996-97	Colorado	NHL	62	38	15	7	3698	7	2.32	.923	17	10	7	1034	3	2.21	.932
1997-98	Colorado	NHL	65	31	19	13	3835	4	2.39	.916	7	3	4	430	0	2.51	.906
	Canada	Olympics	6	4	2	0	369	1	1.46	-	-	-	-	-	-	-	-
1998-99	Colorado	NHL	61	32	19	8	3648	5	2.29	.917	19	11	8	1173	1	2.66	.920
1999-00	Colorado	NHL	63	32	21	8	3704	2	2.28	.914	17	11	6	1039	3	1.79	.928
2000-01	Colorado	NHL	62	40	13	7	3585	4	2.21	.913	23	16	7	1451	4	1.70	.934
2001-02	Colorado	NHL	63	32	23	8	3773	9	1.94	.925	21	11	10	1241	3	2.51	.909
2002-03	Colorado	NHL	63	35	15	13	3769	5	2.18	.920	7	3	4	423	1	2.27	.910
NHL TOTALS			1029	551	315	131	60225	66	2.54	.910	247	151	94	15209	23	2.30	.918



TIM ARMY **ASSISTANT COACH**

Tim Army begins his fifth season as a member of the Avalanche's coaching staff. He was promoted to Assistant Coach during the summer of 2012 after spending his first year as the club's Assistant Coach/Video. He was hired by the organization on June 16, 2011.

The 2015-16 campaign marks Army's 29th season of coaching at the NHL, American Hockey League, international and collegiate level. He coached his 1,000th NHL game last year on April 11, 2015 against Chicago.

Prior to joining the Avalanche, Army, 52, spent six seasons as the head coach of his alma mater, Providence College. He was hired by Providence after serving as head coach of the Portland Pirates of the AHL for three years from 2002-03 to 2004-05. Army was an assistant coach in the NHL for nine seasons, spending four years with the Mighty Ducks of Anaheim (1993-94 to 1996-97) and five years with the Washington Capitals (1997-98 to 2001-02).

Army's coaching career also includes serving as an assistant for the U.S. National Team at three world championships (1994, '96, 2013) and the 2004 World Cup of Hockey. He helped Team USA capture the bronze medal at the 2013 IIHF World Championship in Finland and Sweden.

The Providence, R.I., native was drafted by the Colorado Rockies in the ninth round (171st overall) of the 1981 NHL Entry Draft. He played four seasons at Providence College and then two years of pro hockey before returning to the Friars as an assistant coach in 1987.

Tim and his wife, Sue, have two sons, Derek (24) and Travis (22). Derek, a forward, was named to the ECHL All-Rookie Team with the Wheeling Nailers in 2014-15. Travis, a defenseman, was named to the NE-10 All Conference Team as a junior at Stonehill College in Massachusetts last season.



DAVE FARRISH **ASSISTANT COACH**

Dave Farrish is entering his first season with the Avalanche after being named Assistant Coach on July 7, 2015.

The 2015-16 campaign will mark Farrish's 25th season of coaching at the NHL, American Hockey League, International Hockey League and East Coast Hockey League levels. The Lucknow, Ontario, native most recently served as an assistant coach for the Toronto Maple Leafs from 2012-14. Prior to his time with the Leafs,

Farrish spent seven seasons as an assistant coach with the Anaheim Ducks, where he won a Stanley Cup in 2006-07.

Farrish, 59, has served as a head coach for 1,027 professional hockey games, compiling a record of 520-402-83-22. He led the Louisiana IceGators (ECHL) to four consecutive division championships from 2000-01 to 2003-04, which included winning the ECHL Coach of the Year award after a league-record 56 wins in 2001-02. Farrish also guided the Pensacola Ice Pilots to the ECHL's best record during his lone season there in 2004-05 (51-16-5, .743%).

Prior to his time in the ECHL, Farrish was the head coach of the Springfield Falcons of the AHL from 1997-98 to 1999-00. From 1993-94 to 1996-97, Farrish served as a head coach in the IHL with the Salt Lake City Golden Eagles (1993-94) and Fort Wayne Komets (1995-96 and 1996-97). Farrish began his coaching career with Moncton of the AHL in 1989-90, where he coached until joining the New Jersey Devils as an assistant coach under Herb Brooks for the 1992-93 season.

Selected by the New York Rangers in the second round (24th overall) of the 1976 NHL Entry Draft, Farrish played seven seasons (1976-77 to 1983-84) in the NHL as a defenseman with the Rangers, Quebec Nordiques and Toronto Maple Leafs. In 430 regular season games, he recorded 127 points (17g/110a).

Dave and his wife, Roxanne, reside in Denver.



FRANCOIS ALLAIRE **GOALTENDING COACH**

Francois Allaire is entering his third season as the goaltending coach for the Colorado Avalanche.

Allaire, 60, has spent 30 seasons coaching goaltenders in the NHL, including 12 seasons with the Montreal Canadiens (1984-85 to 1995-96), 13 with the Anaheim Ducks (1996-97 to 2008-09), three with the Toronto Maple Leafs (2009-10 to 2011-12) and two with the Avalanche (2013-15).

Under Allaire's tutelage, Avs netminder Semyon Varlamov was a finalist for the Vezina Trophy and was named to the NHL Second All-Star Team in 2013-14.

During his time in Montreal, Allaire was a part of two Stanley Cup championship teams (1986, 1993) and coached Patrick Roy to two Conn Smythe Trophies, four William Jennings Trophies and three Vezina Trophies. Allaire won his third Stanley Cup with the Ducks in 2006-07, tutoring former Avalanche netminder Jean-Sebastien Giguere. Under Allaire's direction, Giguere also won the Conn Smythe Trophy in 2003.

A graduate of the University of Sherbrooke, Allaire has published four books on goaltending, pre-season physical preparation and sports psychology. In 2003, Allaire was named one of the "Top 100 People of Power and Influence" inside the hockey industry by *The Hockey News*.

HOW THE 2015-2016 AVALANCHE WAS BUILT

1	Semyon Varlamov (G)	Acquired from Washington in exchange for a 1st round choice (Filip Forsberg) in 2012 Entry Draft and Boston's 2nd round choice (previously acquired, later traded to Dallas – Dallas selected Mike Winther) in 2012 Entry Draft, July 1, 2011
2	Nick Holden (D)	Signed as a free agent, July 5, 2013
4	Tyson Barrie (D)	Drafted in 2009 (4th choice, 3rd round, 64th overall)
5	Nate Guenin (D)	Signed as a free agent, July 5, 2013
6	Erik Johnson (D)	Acquired from St. Louis, along with Jay McClement and a 1st round pick (Duncan Siemens) in 2011 Entry Draft, in exchange for Kevin Shattenkirk, Chris Stewart and a 2nd round choice (Ty Rattie) in 2011 Entry Draft, Feb. 18, 2011
7	John Mitchell (C)	Signed as a free agent, July 1, 2012
9	Matt Duchene (C)	Drafted in 2009 (1st choice, 1st round, 3rd overall)
12	Jarome Iginla (RW)	Signed as a free agent, July 1, 2014
14	Blake Comeau (LW)	Signed as a free agent, July 1, 2015
16	Nikita Zadorov (D)	Acquired from Buffalo, along with Mikhail Grigorenko, J.T. Compher and a 2nd round pick (later traded to San Jose – San Jose selected Jeremy Roy) in the 2015 NHL Draft, in exchange for Jamie McGinn and Ryan O'Reilly, June 26, 2015
17	Brad Stuart (D)	Acquired from San Jose in exchange for a 2nd round selection in 2016 NHL Draft and a 6th round choice in 2017 NHL Draft, July 1, 2014
18	Jesse Winchester (C)	Signed as a free agent, July 1, 2014
20	Reto Berra (G)	Acquired from Calgary in exchange for a 2nd round selection in 2014 NHL Draft, March 5, 2014
22	Zach Redmond (D)	Signed as a free agent, July 1, 2014
24	Marc-Andre Cliche (C)	Claimed off waivers from Los Angeles, Sept. 22, 2013
25	Mikhail Grigorenko (C)	Acquired from Buffalo, along with Nikita Zadorov, J.T. Compher, and a 2nd round pick (later traded to San Jose – San Jose selected Jeremy Roy) in the 2015 NHL Draft, in exchange for Jamie McGinn and Ryan O'Reilly, June 26, 2015
29	Nathan MacKinnon (C)	Drafted in 2013 (1st choice, 1st round, 1st overall)
32	Francois Beauchemin (D)	Signed as a free agent, July 1, 2015
34	Carl Soderberg (C)	Acquired from Boston in exchange for a 6th round selection in 2016 NHL Draft (previously acquired from Boston), June 25, 2015
40	Alex Tanguay (LW)	Acquired from Calgary, along with Cory Sarich, in exchange for David Jones and Shane O'Brien, June 27, 2013
55	Cody McLeod (LW)	Signed as a free agent, July 6, 2006
58	Patrick Bordeleau (LW)	Signed as free agent, July 1, 2011
92	Gabriel Landeskog (LW)	Drafted in 2011 (1st choice, 1st round, 2nd overall)

DRAFT PICKS – 4

FREE AGENTS – 10

TRADES – 8

WAIVER CLAIM – 1

AVALANCHE PLAYERS





TYSON BARRIE

POSITION: DEFENSEMAN

HEIGHT: 5' 10"

WEIGHT: 190 LBS.

SHOOTS: RIGHT

BORN: JULY 26, 1991

BIRTHPLACE: VICTORIA, B.C.

TRANSACTIONS

Colorado's fourth selection (third round, 64th overall) in 2009 Entry Draft.

CAREER HIGHS

Goals/Game: 2 (2x), last: Feb. 20, 2015 at Chicago
Assists/Game: 3 (4x), last: March 7, 2015 at Columbus
Points/Game: 3 (6x), last: March 7, 2015 at Columbus
Point Streak: 5 games, Jan. 25 - Feb. 3, 2014
Goal Streak: 2 games (2x), last: April 8-10, 2014
Assist Streak: 3 games (3x), last: Dec. 31-Jan. 4, 2015
Shots/Game: 6 (2x), last: Feb. 18, 2015 vs. Los Angeles
Ice Time/Game: 28:48, April 26, 2013 at Phoenix
Plus/Minus: +3 (3x), last: Feb. 27, 2015 at Dallas
Consec. GP: 51 games, Oct. 9, 2014 - Feb. 3, 2015
Mult. Pt. Games: 18 total – 2 pts (12), 3 pts (6)
Career Shootouts: 1-4 (25.0%), 1 GDG

2014-15 SEASON

Led all Colorado defensemen in points (53), goals (12-tied) and assists (41)...His 53 points ranked eighth among NHL defensemen and were the most by an Avalanche blueliner since 2001-02 (Rob Blake 56)...Barrie was the first Avs D to record that many assists since Ray Bourque had 52 in 2000-01...Led the entire team in assists and plus/minus rating (+5), while ranking second in average ice time (21:21) and power-play points (2g/14a)...Barrie and John-Michael Liles, who co-led the Avs with 40 helpers in 2010-11, are the only Avalanche/Nordiques defensemen to ever lead the team in assists...Tyson's 41 assists tied him for eighth among league rearguards...Was only the fourth Colorado defender to record 50 points

in a season, joining Sandis Ozolinsh (four times), Blake (twice) and Bourque (once)...Recorded 37 of his points at even strength (10g/27a), tying the franchise record for a defenseman set by Steve Duchesne with Quebec in 1992-93...Only P.K. Subban (39) and John Carlson (38) had more even-strength points among league defenders (Barrie tied Roman Josi for third on that list)...Set career highs in games (80), points and assists, while his 12 goals were one shy of his personal best set in 2013-14...Was the first Avs D-man to reach 10+ goals in back-to-back seasons since Liles in 2006-07...Had five three-point efforts during the 2014-15 season, tying his career high for a single game...Finished with 11 points (1g/10a) during the month of November, second on the club...His 10 assists led the team and were the most by an Avalanche defenseman in November since Blake had 11 in November of 2003...Missed two games due to a hip injury, Feb. 5-7...Tallied his second career two-goal game on Feb. 20 at Chicago (his other was also at Chicago, Jan. 14, 2014)...Recorded his 100th NHL point on March 28 vs. Buffalo...Following the season, Barrie helped Team Canada capture the gold medal at the 2015 IIHF World Championship held in the Czech Republic...Tallied six points (1g/5a) with a +12 plus/minus rating in 10 games at the tournament, helping the Canadians win their first gold medal at the world championships since 2007...His +12 rating tied him for third among all skaters at the event.

CAREER

2013-14: Led all Colorado defensemen with 13 goals, the most by an Avs blueliner since 2006-07 (John-Michael Liles 14)...Finished second among Avalanche defensemen in both points (38) and assists (25)...Scored three overtime goals, tying the single-season franchise record set by David Jones in 2010-11...Was the first NHL defenseman to score three OT goals in one season since Atlanta's Dustin Byfuglien in 2010-11...Now has four career OT winners, the most by a blueliner in franchise history...Tallied five game-winning goals, tied for third among NHL defensemen and the second-most by a blueliner in franchise history (Derek Morris, 7, 2002-03)...Finished third on the team with a +17 plus/minus rating, the highest by an Avs D since Kurt Sauer was +17 in 2007-08...Was the first Colorado defender to have at least 13 goals and a +17 rating since Rob Blake in 2002-03...Spent the first month of the season with the Avalanche before being reassigned to Lake Erie on Nov. 4...Was recalled on Nov. 17...Tallied the overtime winner on Jan. 8 vs. Ottawa...Did not dress on Jan. 11 at Minnesota due to a shoulder injury...Scored a career-high two goals, including the overtime winner, on Jan. 14 at Chicago...Was only the second defenseman in Avalanche/Nordiques history to post a multi-goal game that included an OT winner, joining Adam Foote on March 10, 2004 at Edmonton...Had a career-long five-game point streak (2g/4a) from Jan. 25 to Feb. 3...Scored his third OT goal of the year on March 27 vs. Vancouver, tying the franchise record...Appeared in his 100th NHL game on April 1 at Columbus...Scored the tying goal with 58 seconds

AVALANCHE PLAYERS

left in regulation and converted his first career shootout attempt on April 3 vs. NY Rangers...Became just the third Avalanche defenseman to ever participate in a shootout, joining Liles and Jordan Leopold...Missed the regular season finale on April 13 at Anaheim due to an upper body injury suffered on April 11 at San Jose. **PLAYOFFS:** Collected two assists in three playoff games prior to suffering a knee injury in Game 3 of the first-round series at Minnesota on April 21...Missed the remainder of the playoffs...Tied for the team lead with a +3 plus/minus rating during the postseason...Recorded two assists and was +3 in his Stanley Cup Playoff debut on April 17 vs. Minnesota. **2012-13:** Led all Colorado defensemen in goals (2), assists (11) and points (13) while appearing in 32 games...His 13 points ranked fifth among NHL rookie defensemen, trailing only Justin Schultz (27), Patrick Wiercioch (19), Dougie Hamilton (16) and Jake Muzzin (16)...All four of those players appeared in at least 10 more games than Barrie...Led the Avalanche in average ice time at 21:34 per game, the second-highest number among all rookie defensemen (Jonas Brodin 23:12)...Barrie's average ice time was the highest by an Avs rookie since the league began tracking the statistic...Made the Avalanche's Opening Night roster and appeared in 15 games for Colorado before being reassigned on March 12...Was recalled for the second time on March 25 and appeared in each of the final 17 games for the Avs...Recorded his first NHL point (assist) on Feb. 14 at Minnesota...Registered his first career multi-point game with a pair of assists on Feb. 16 at Edmonton...Tallied his first NHL goal on Feb. 18 vs. Nashville...Scored 50 seconds into overtime

on March 30 vs. Nashville, becoming the first rookie defenseman in Avalanche history to score an OT goal... Was only the second rookie defenseman in NHL history to score an overtime winner in a 1-0 regular season game (Nashville's Cody Franson on March 20, 2010 vs. Columbus)...Logged a career-high 28:48 of ice time on April 26 at Phoenix, the most minutes by a rookie in Avalanche history...Spent the first half of the 2012-13 campaign with Lake Erie (AHL). **2011-12:** Spent most of his first professional season with Lake Erie (AHL) but also appeared in 10 games for the Avalanche... Led all Monsters defensemen in scoring with 32 points (5g/27a) despite playing only 49 games in the AHL... Was first recalled on Feb. 4 and made his NHL debut on Feb. 7 vs. Chicago...Appeared in four games with Colorado before being reassigned on Feb. 16... Recalled again on Feb. 23 and spent the next six weeks with the Avs, appearing in six games...Was reassigned to Lake Erie for the conclusion of the AHL season on April 8...Was selected to the Western Conference roster for the 2012 AHL All-Star Classic and scored a goal in the AHL All-Star Game on Jan. 30 in Atlantic City, N.J. **2010-11:** Selected to the WHL's Western Conference First All-Star Team and was a finalist for the Bill Hunter Memorial Trophy as WHL Defenseman of the Year... Led all Kelowna Rockets defensemen and finished sixth among league blueliners with 58 points (11g/47a) in 54 games...Led the entire team in assists and points-per-game (1.07), while finishing third in overall scoring... Named captain of the Rockets prior to the season on Sept. 23...Was Kelowna's top-scoring defenseman during the playoffs with 11 points (2g/9a) in 10

STATISTICS

SEASON	TEAM	LEAGUE	GP	G	A	REGULAR SEASON					PP	SH	GW	PLAYOFFS				
						PTS	PIM	+/-						GP	G	A	PTS	PIM
2006-07	Kelowna	WHL	7	0	3	3	2	-	-	-	-	-	-	-	-	-	-	-
2007-08	Kelowna	WHL	64	9	34	43	32	-	-	-	-	-	-	7	1	3	4	0
2008-09	Kelowna	WHL	68	12	40	52	31	-	-	-	-	-	-	22	4	14	18	12
2009-10	Kelowna	WHL	63	19	53	72	31	-	-	-	-	-	-	12	3	8	11	6
2010-11	Kelowna	WHL	54	11	47	58	34	-	-	-	-	-	-	10	2	9	11	8
	Canada	WJC	7	1	2	3	0	-	-	-	-	-	-	-	-	-	-	-
2011-12	Lake Erie	AHL	49	5	27	32	24	-	-	-	-	-	-	-	-	-	-	-
	Colorado	NHL	10	0	0	0	0	-2	0	0	0	0	0	-	-	-	-	-
2012-13	Lake Erie	AHL	38	7	22	29	7	-	-	-	-	-	-	-	-	-	-	-
	Colorado	NHL	32	2	11	13	10	-11	1	0	1	1	1	-	-	-	-	-
2013-14	Colorado	NHL	64	13	25	38	20	+17	4	0	5	5	5	3	0	2	2	0
	Lake Erie	AHL	6	0	3	3	0	-	-	-	-	-	-	-	-	-	-	-
2014-15	Colorado	NHL	80	12	41	53	26	+5	2	0	0	0	0	-	-	-	-	-
	Canada	WC	10	1	5	6	0	-	-	-	-	-	-	-	-	-	-	-
NHL TOTALS			186	27	77	104	56	+9	7	0	6	6	6	3	0	2	2	0

VS. NHL

	GP	G	A	PTS	PIM		GP	G	A	PTS	PIM		GP	G	A	PTS	PIM
Anaheim	7	0	6	6	0	Detroit	5	0	1	1	4	Ottawa	4	1	2	3	4
Arizona	10	1	3	4	0	Edmonton	8	2	5	7	0	Philadelphia	3	0	2	2	0
Boston	4	0	1	1	2	Florida	3	2	1	3	0	Pittsburgh	3	0	2	2	0
Buffalo	3	2	0	2	0	Los Angeles	9	1	1	2	4	St. Louis	12	0	0	0	8
Calgary	10	0	6	6	2	Minnesota	11	0	2	2	6	San Jose	6	0	0	0	2
Carolina	3	0	0	0	0	Montreal	3	1	1	2	2	Tampa Bay	4	2	2	4	2
Chicago	12	5	6	11	6	Nashville	12	2	3	5	0	Toronto	4	0	1	1	0
Colorado	-	-	-	-	-	New Jersey	4	0	2	2	0	Vancouver	11	2	5	7	4
Columbus	7	0	8	8	0	NY Islanders	4	0	3	3	0	Washington	2	1	1	2	0
Dallas	8	3	7	10	10	NY Rangers	4	1	2	3	0	Winnipeg	10	1	4	5	0

contests...Finished his junior career as the highest scoring defenseman in Kelowna history with 228 points (51g/177a) in 256 regular season games...Signed an entry-level contract with the Avalanche on March 25, 2011. **2009-10:** Won the Bill Hunter Memorial Trophy as the WHL Defenseman of the Year after totaling 72 points (19g/53a) in 63 games for the Kelowna Rockets...Selected to the WHL Western Conference First All-Star Team and the Canadian Hockey League Second All-Star Team...Tied for first among league defensemen in scoring despite missing four weeks due to injury from Sept. 25 to Oct. 23 (knee/upper body)...Led all WHL blueliners in assists and points-per-game (1.14)...Ranked first on the team in points, assists, plus/minus (+14 -tied) and power-play goals (11)...Represented Team WHL at the 2009 Subway Super Series...Led all Kelowna defensemen in postseason scoring with 11 points (3g/8a) in 12 contests. **2008-09:** Led all Kelowna defensemen in goals (12), assists (40) and points (52)...Added 18 points (4g/14a) in 22 postseason contests to help the Rockets capture the WHL championship and advance to the 2009 Memorial Cup...Participated in the 2009 CHL Top Prospects Game. **2007-08:** Named to the CHL All-Rookie Team...Led Kelowna defensemen in goals (9), assists (34) and points (43)...Led all WHL rookie defensemen in points and tied for second in goals...Added four points (1g/3a) in seven postseason contests...Selected to play for Team Pacific at the World Under-17 Hockey Challenge.

INTERNATIONAL

Helped Team Canada capture the gold medal at the 2015 IIHF World Championship held in the Czech Republic...Tallied six points (1g/5a) with a +12 plus/minus rating in 10 games at the tournament, helping the Canadians win their first gold medal at the world championships since 2007...His +12 rating tied him for third among all skaters at the event...Earned a silver medal with Team Canada at the 2011 IIHF World Junior Championship in Buffalo...Had a goal and two assists in seven games at the tournament.

PERSONAL

Tyson's father, Len, played 184 NHL games over seven seasons with Philadelphia, Florida, Pittsburgh and Los Angeles...His uncle, Mike Barrie, was drafted by the Buffalo Sabres in 1993...As part of Veterans Day in 2014, Tyson and Zach Redmond visited with military veterans at Fitzsimons Army Medical Center in Aurora, Colo....Helped run a practice for the Avalanche's Pee Wee Team (University of Denver Jr. Pioneers) on Jan. 29, 2014 at Pepsi Center.



FRANCOIS BEAUCHEMIN

POSITION: DEFENSEMAN

HEIGHT: 6' 1"

WEIGHT: 208 LBS.

SHOOTS: LEFT

BORN: JUNE 4, 1980

BIRTHPLACE: SOREL, QUEBEC

TRANSACTIONS

Montreal's third choice (third round, 75th overall) in 1998 Entry Draft...Claimed off waivers by Columbus, Sept. 15, 2004...Acquired by Anaheim, along with Tyler Wright, in exchange for Sergei Fedorov and Anaheim's fifth-round choice (Maxime Frechette) in 2006 Entry Draft, Nov. 15, 2005...Signed by Toronto as a free agent, July 6, 2009...Acquired by Anaheim in exchange for Joffrey Lupul, Jake Gardiner and Anaheim's fourth-round choice (later traded to San Jose – San Jose selected Fredrik Bergvik) in 2013 Entry Draft, Feb. 9, 2011...Signed by Colorado as a free agent, July 1, 2015.

CAREER HIGHS

Goals/Game: 2 (4x), last: March 18, 2013 vs. San Jose

Assists/Game: 4, Feb. 24, 2013 vs. Colorado

Points/Game: 4, Feb. 24, 2013 vs. Colorado

Point Streak: 7 games, Jan. 26 - Feb. 8, 2006

Goal Streak: 3 games (2x), last: Feb. 20-23, 2015

Assist Streak: 7 games, Jan. 26 - Feb. 8, 2006

Shots/Game: 7 (3x), last: Nov. 2, 2010 vs. Ottawa

Ice Time/Game: 34:45, Oct. 15, 2007 vs. Detroit

Plus/Minus: +4 (4x), last: Feb. 20, 2015 at Calgary

Consec. GP: 319 games, April 10, 2009 - Nov. 20, 2013

Mult. Pt. GP: 32 total – 2 pts (26), 3 pts (5), 4 pts (1)

Career Shootouts: 0-1 (0.0%)

2014-15 SEASON

Appeared in 64 games for the Anaheim Ducks, tallying 23 points (11g/12a) while averaging a team-high 22:44 of ice time per game...Finished second on the Ducks in plus/minus rating (+17) and blocked shots (107-tied),

while his career-high 11 goals ranked second among Anaheim defensemen...Led the team in both even-strength time-on-ice (18:58) and short-handed time-on-ice (2:13)...Tied his career high with a three-game goal streak from Feb. 20-23...Matched his personal high with a +4 rating on Feb. 20 at Calgary...Scored his 10th goal of the year on March 29 at New Jersey, becoming the second-oldest player in the last 40 years to score 10 goals for the first time at 34 years, 298 days (LA's Pat Conacher was 34 years, 306 days in 1993-94)...Missed 13 games with a fractured finger (Nov. 28-Dec. 22) and five games with the mumps virus (Nov. 9-18). **PLAYOFFS:** Skated in all 16 playoff contests for the Ducks, averaging a team-best 25:24 of ice time with nine points (9a)...Beauchemin's nine assists were a career high for a single postseason, while his nine points matched his personal best set in 2005-06 (3g/6a)...Finished tied for third among NHL defensemen in assists...Became Anaheim's all-time playoff scoring leader among defensemen (35 points) with two assists on May 8 at Calgary, passing Scott Niedermayer (34)...Also broke Niedermayer's franchise record for career playoff assists by a defenseman (26) in Game 4 of the Conference Final at Chicago on May 23...He and Ryan Getzlaf both appeared in their 97th career playoff contest in Game 7 of the Conference Final vs. Chicago on May 30, passing Teemu Selanne (96) for the most playoff games in Ducks history.

CAREER

2013-14: Tallied 17 points (4g/13a) with a career-high +26 rating in 70 games for Anaheim...His +26 rating tied him for fifth among NHL defensemen...Led the Ducks and finished 11th in the NHL with 171 blocked shots...Finished second on the club in average ice time (23:05)...Appeared in his 600th NHL game, March 23 vs. Florida...Surpassed Chris Pronger (150) for third place on the Ducks' all-time points list among defensemen on March 2 vs. Carolina...Recorded a team-record 11 blocked shots on Jan. 11 at Phoenix...Missed 10 games with an upper-body injury, Nov. 22 to Dec. 11...Was the Ducks' nominee for the 2013-14 Bill Masterton Memorial Trophy by the Anaheim chapter of the Professional Hockey Writers' Association. **PLAYOFFS:** Collected four points (0g/4a) in 13 playoff games. **2012-13:** Was named to the NHL's Second All-Star Team after putting up 24 points (6g/18a) with a +19 rating in 48 games during the shortened season...His +19 rating tied teammate Sheldon Souray for the NHL lead among defensemen...Was one of three Anaheim players to appear in all 48 regular-season games...Led the Ducks in ice time (23:27), blocked shots (111) and plus/minus (+19-tied), while his 24 points led all Anaheim defensemen...Recorded 12 points (1g/11a) in 13 games during the month of February, leading all NHL blueliners in assists and tying for first in points...Set a career high with four points (0g/4a) on Feb. 24 vs. Colorado...Appeared in his 500th career game on Feb. 6 at Colorado. **PLAYOFFS:** Co-led Anaheim players in postseason scoring with six points (2g/4a) in seven games...Tallied his 10th career

AVALANCHE PLAYERS

playoff goal, the most in Ducks history, in Game 1 of the Conference Quarterfinal on April 30 vs. Detroit. **2011-12:** Appeared in all 82 games for the third time in his career...Led the Ducks in total ice time (2095:23), which ranked fourth in the NHL, and average time-on-ice (25:32), which was seventh in the NHL...Led the entire league in both short-handed minutes (346:37) and average short-handed ice time (4:13), and co-led the NHL in TOI per-shift (59 seconds)...Ranked first on the Ducks and third in the NHL with 194 blocked shots...Signed a three-year contract extension with Anaheim on Jan. 20, 2012...Following the season, underwent successful surgery to repair a labrum tear in his right shoulder, April 19 (Dr. Ron Glosman). **2010-11:** Split the season between Toronto and Anaheim...Played 81 games overall between the two teams, recording 17 points (5g/12a)...Finished fifth in the NHL with 182 blocked shots...Was acquired by the Ducks on Feb. 9...Appeared in his 400th career game on March 23 at Dallas...Earned his 100th NHL assist, Feb. 27 vs. Colorado. **PLAYOFFS:** Dressed in all six postseason games for Anaheim, posting two assists...Both assists

came in Game 2 of the Conference Quarterfinal on April 15 vs. Nashville. **2009-10:** Skated in all 82 games with Toronto, recording 26 points (5g/21a)...Ranked first on the Leafs in average ice time (25:27) and blocked shots (155)...Collected his 100th NHL point (assist) on Dec. 1 at Montreal...Appeared in his 300th NHL game on Jan. 26 vs. Los Angeles. **2008-09:** Missed the final 62 games of the regular season due to a knee injury suffered on Nov. 14 vs. Nashville...Had a career-high three-game goal streak from Oct. 17-21...Scored his second career OT goal on Oct. 29 vs. Detroit. **PLAYOFFS:** Returned from injury to skate in all 13 playoff games for the Ducks (1g/0a). **2007-08:** Appeared in all 82 games for the first time and averaged a career-high 25:31 of ice time...Ranked fourth in the NHL in total minutes (2093:23)...Logged a career-high 34:45 of ice time on Oct. 15 vs. Detroit...Scored the first OT goal of his career on Jan. 13 vs. San Jose...Skated in his 200th NHL game on Feb. 2 at Philadelphia. **PLAYOFFS:** Dressed in all six postseason contests for Anaheim. **2006-07:** Finished third on the Ducks in ice time during the regular season with an average

STATISTICS

SEASON	TEAM	LEAGUE	GP	G	REGULAR SEASON							PLAYOFFS						
					A	PTS	PIM	+/-	PP	SH	GW	GP	G	A	PTS	PIM		
1996-97	Laval	QMJHL	66	7	21	28	132	-	-	-	-	3	0	0	0	2		
1997-98	Laval	QMJHL	70	12	35	47	132	-	-	-	-	16	1	3	4	23		
1998-99	Acadie-Bathurst	QMJHL	31	4	17	21	53	-	-	-	-	23	2	16	18	55		
1999-00	Acadie-Bathurst	QMJHL	38	11	36	47	64	-	-	-	-	-	-	-	-	-		
	Moncton	QMJHL	33	8	31	39	35	-	-	-	-	16	2	11	13	14		
2000-01	Quebec	AHL	56	3	6	9	44	-	-	-	-	-	-	-	-	-		
2001-02	Quebec	AHL	56	8	11	19	88	-	-	-	-	3	0	1	1	0		
	Mississippi	ECHL	7	1	3	4	2	-	-	-	-	-	-	-	-	-		
2002-03	Hamilton	AHL	75	7	21	28	92	-	-	-	-	23	1	9	10	16		
	Montreal	NHL	1	0	0	0	0	-1	0	0	0	-	-	-	-	-		
2003-04	Hamilton	AHL	77	9	27	36	57	-	-	-	-	10	2	4	6	18		
2004-05	Syracuse	AHL	72	3	27	30	55	-	-	-	-	-	-	-	-	-		
2005-06	Columbus	NHL	11	0	2	2	11	-6	0	0	0	-	-	-	-	-		
	Anaheim	NHL	61	8	26	34	41	+8	4	0	3	16	3	6	9	11		
2006-07	Anaheim	NHL	71	7	21	28	49	+7	2	0	0	20	4	4	8	16		
2007-08	Anaheim	NHL	82	2	19	21	59	-9	0	0	2	6	0	0	0	26		
2008-09	Anaheim	NHL	20	4	1	5	12	-3	0	0	2	13	1	0	1	15		
2009-10	Toronto	NHL	82	5	21	26	33	-13	4	0	1	-	-	-	-	-		
	Canada	WC	7	0	1	1	0	-	-	-	-	-	-	-	-	-		
2010-11	Toronto	NHL	54	2	10	12	16	-4	0	0	0	-	-	-	-	-		
	Anaheim	NHL	27	3	2	5	16	-4	1	0	0	6	0	2	2	2		
2011-12	Anaheim	NHL	82	8	14	22	48	-14	3	0	1	-	-	-	-	-		
2012-13	Anaheim	NHL	48	6	18	24	22	+19	1	0	0	7	2	4	6	4		
2013-14	Anaheim	NHL	70	4	13	17	39	+26	1	0	1	13	0	4	4	2		
2014-15	Anaheim	NHL	64	11	12	23	48	+17	2	0	1	16	0	9	9	2		
NHL TOTALS			673	60	159	219	394	+23	18	0	11	97	10	29	39	78		

VS. NHL

	GP	G	A	PTS	PIM		GP	G	A	PTS	PIM		GP	G	A	PTS	PIM
Anaheim	3	0	1	1	0	Detroit	25	2	4	6	18	Ottawa	17	1	3	4	13
Arizona	44	5	7	12	19	Edmonton	31	3	5	8	15	Philadelphia	12	0	4	4	6
Boston	15	1	3	4	2	Florida	14	1	1	2	24	Pittsburgh	13	1	4	5	10
Buffalo	17	1	3	4	2	Los Angeles	50	3	14	17	41	St. Louis	26	2	10	12	13
Calgary	33	3	9	12	26	Minnesota	24	2	4	6	4	San Jose	48	9	13	22	29
Carolina	15	4	4	8	8	Montreal	16	2	5	7	6	Tampa Bay	13	1	6	7	6
Chicago	24	1	10	11	12	Nashville	26	3	4	7	16	Toronto	7	2	0	2	4
Colorado	26	3	8	11	14	New Jersey	13	2	3	5	6	Vancouver	34	2	9	11	19
Columbus	24	4	8	12	36	NY Islanders	12	1	1	2	6	Washington	16	0	4	4	4
Dallas	44	0	8	8	27	NY Rangers	17	1	1	2	6	Winnipeg	14	0	3	3	2

#32 FRANCOIS BEAUCHEMIN

of 25:28 in 71 games...Missed 11 contests due to a lacerated spleen, Dec. 29 to Jan. 19. **PLAYOFFS:** Helped the Ducks win the 2007 Stanley Cup...Led the club in ice time during the playoffs with an average of 30:33 per game, third best in the NHL...Tied Nicklas Lidstrom for the league lead among defensemen with four goals during the postseason...Scored two power-play goals in Game 2 of the Conference Quarterfinal on April 13 vs. Minnesota, marking the third time in club history that a Ducks defenseman had scored two goals in a playoff game...Tallied a PPG in the series-clinching Game 5 victory over Ottawa in the Stanley Cup Final on June 6. **2005-06:** Began the season with Columbus before being traded to Anaheim on Nov. 15...Appeared in a combined 72 games between the two teams, tallying 36 points (8g/28a)...His 36 points, which are still a career high, ranked fifth among NHL rookie defensemen...Finished third among all rookie blueliners in ice time at 23:09 per game...After registering two assists in 11 games for the Blue Jackets, Beauchemin went on to collect 34 points (8g/26a) in 61 games for the Ducks...Earned his first NHL point with an assist for Columbus on Oct. 14 at Anaheim...Made his Mighty Ducks debut on Nov. 18 vs. Colorado...Scored his first NHL goal and had an assist on Dec. 6 vs. Carolina...Led all NHL rookie defensemen in scoring during the month of December with 10 points (2g/8a) in 12 games...Tied a club record for points by a rookie defenseman in a single game with three (1g/2a) on Dec. 14 vs. Tampa Bay...Tallied his first career multi-goal game on Jan. 23 at Los Angeles...Had a career-long seven-game assist streak (0g/8a) from Jan. 26 to Feb. 8, eclipsing a franchise rookie record. **PLAYOFFS:** Led all NHL rookie defensemen in scoring during the playoffs with nine points (3g/6a) in 16 games...Made his Stanley Cup Playoff debut in Game 1 of the Western Conference Quarterfinal at Calgary on April 21...Recorded his first career playoff point with an assist in Game 2 at Calgary on April 23 and followed that up with his first two career playoff goals in Game 3 vs. Calgary on April 25. **2004-05:** Was claimed off

waivers by Columbus prior to the season on Sept. 14...Tallied 30 points (3g/27a) with 55 penalty minutes and a +17 rating in 72 games for Syracuse (AHL). **2003-04:** Appeared in 77 games with Hamilton (AHL), recording 36 points (9g/27a)...Also skated in 10 playoff contests, notching six points (2g/4a). **2002-03:** Appeared in one game for the Montreal Canadiens, making his NHL debut on Feb. 27 vs. Minnesota at the Bell Centre...Spent most of the season in Hamilton, tallying 28 points (7g/21a) with 92 penalty minutes and a +25 rating in 75 games...Also appeared in 23 playoff contests for Hamilton, recording a goal and nine assists. **2001-02:** Spent most of the season with the Quebec Citadelles (AHL) but also saw action with the Mississippi Sea Wolves (ECHL). **2000-01:** Made his professional debut with the Quebec Citadelles of the American Hockey League, appearing in 56 games. **Other:** Finished his major junior career with 182 points (42g/140a), 416 penalty minutes and a +111 plus/minus rating in 238 QMJHL games with Laval, Acadie-Bathurst and Moncton...Added 35 points (5g/30a) in 58 career playoff games...Was named to the QMJHL Second All-Star Team in 1999-2000 while splitting the season between Acadie-Bathurst and Moncton...Combined to register 86 points (19g/67a) in 71 regular season games that season...Was named to the QMJHL All-Rookie Team with Laval in 1996-97.

INTERNATIONAL

Appeared in seven contests with Team Canada at the 2010 IIHF World Championship in Germany, serving as an assistant captain (0g/1a).

PERSONAL

Francois and his wife, Marie-Claude, have two sons, Samuel (9) and Cedric (4), and a daughter, Emily (6)...Last name is pronounced *boh-sheh-MEH*.

FOR THE LATEST NEWS AND THE MOST IN-DEPTH COVERAGE OF THE COLORADO AVALANCHE

20th ANNIVERSARY

COLORADO AVALANCHE

TICKETS TEAM SCHEDULE STATS NEWS MULTIMEDIA FAN ZONE COMMUNITY CO-HOCKEY SHOP Search the Colorado Avalanche

TICKETS ON SALE NOW!

A SEASON OF GIVING
Some of the best moments for Avs players, coaches and staff come when they are away from the rink.
VIEW 2014-15 COMMUNITY PHOTOS

IN THE COMMUNITY ALTITUDE TV FANT THE ICE EQUIPMENT DRIVE SINGLE-GAME TICKETS

IN CASE YOU MISSED IT

Get To Know 'Picks'
Calvin Pickard talks about becoming a goalie, defeating his hometown team and the future of the Center.
[READ MORE](#)

Tickets On Sale Now
The Burgundy/White Game is returning to the University of Denver and tickets are on sale now.
[BOOK NOW](#)

PICKS TO CLICK

- > Billets Returns
- > Outdoor Game Info
- > Top Avs Prospects
- > Getting Back On Track
- > Reasons For Optimism
- > Fantasy Outlook
- > Charity Golf Classic
- > Avalanche Signs Hishon
- > Johnson's Season Review

BURGUNDY/WHITE 2015
SUNDAY, SEPTEMBER 20 AT 1:00PM

SPICY KOREAN
ORDER ONLINE

2015-2016 SEASON TICKETS ON SALE NOW

GABRIEL LANDESKOG

MATT DUCHENE

FEATURED VIDEOS [ALL VIDEOS](#) [SCHEDULE](#)

VISIT COLORADOAVALANCHE.COM,
THE OFFICIAL WEBSITE OF
YOUR COLORADO AVALANCHE





RETO BERRA

POSITION: GOALTENDER

HEIGHT: 6' 4"

WEIGHT: 210 LBS.

CATCHES: LEFT

BORN: JANUARY 3, 1987

BIRTHPLACE: BULACH, SWITZERLAND

TRANSACTIONS

St. Louis' sixth choice (fourth round, 106th overall) in 2006 Entry Draft...Acquired by Calgary, along with Mark Cundari and a first-round selection (Emile Poirier) in 2013 NHL Draft, in exchange for Jay Bouwmeester, April 1, 2013...Acquired by Colorado in exchange for a second-round selection (Hunter Smith) in 2014 NHL Draft, March 5, 2014.

CAREER HIGHS

Most Saves: 43, Nov. 18, 2013 at Winnipeg
Win Streak: 2 games (2x), last: April 3-9, 2015
Shutout Streak: 107:02, April 3-9, 2015 *active
Consecutive Starts: 8 games, Nov. 12-29, 2013
Shootouts: 6-0 record, 25 att, 6 goals (.760%)
Penalty Shots: None

2014-15 SEASON

Appeared in 19 games (12 starts) for Colorado, posting a 5-4-1 record with a 2.65 goals-against average, .918 save percentage and one shutout...Earned a 2-1 victory in his first start of the season on Oct. 13 at Boston, stopping 27-of-28 shots...Left early in the first period on Oct. 16 at Ottawa due to injury (neck), forcing him to sit out on Oct. 18 at Montreal...Started a season-high three straight games for Colorado from Nov. 20-25...Was sent to Lake Erie (AHL) on a conditioning assignment, Jan. 10, and returned to Colorado on Jan. 24...Appeared in five games for the Monsters, posting a 3-1-1 record with a 2.57 GAA and .914 Sv%...Became the 11th goaltender in the AHL's 79-year history to be credited with scoring a goal on Jan. 16 at Chicago Wolves...Stopped all 41 shots and

turned aside both shootout attempts to record his first NHL shutout on April 9 vs. Winnipeg...Following the season, Berra competed for Switzerland at the 2015 IIHF World Championship held in the Czech Republic.

CAREER

2013-14: Appeared in 31 combined games between the Avalanche and Flames, posting a 9-18-3 record with a 3.07 goals-against average and .893 save percentage...Saw action in two games after joining Colorado, going 0-1-1 with a 5.83 GAA...Was acquired from Calgary at the trade deadline on March 5...Made his Avalanche debut on March 19 at Winnipeg, stopping 22 shots in a 5-4 overtime loss...Signed a three-year contract extension through the 2016-17 season on March 13...Appeared in 29 games for the Flames, posting a 9-17-2 record with a 2.95 goals-against average...Began the year with Abbotsford of the American Hockey League, compiling a 4-3-1 record with a 2.66 GAA and a .908 Sv% in nine games...Recalled by Calgary on Nov. 2, Berra stopped 42 shots in a 3-2 OT victory over the Blackhawks in his NHL debut on Nov. 3 at Chicago...Represented his country at the 2014 Olympic Winter Games in Sochi, Russia, posting an 0-1 record with a 1.02 GAA in one start for the Swiss...Also competed for his nation at the 2014 IIHF World Championship in Belarus following the season. **2012-13:** Was named NLA Goaltender of the Year for the second straight season in Switzerland's top professional league...Was 24-25-0 with three shutouts and a 3.01 GAA in 49 appearances with EHC Biel-Bienne...Also saw action in seven playoff games. **2011-12:** Was named NLA Goaltender of the Year after posting seven shutouts in 49 games for EHC Biel-Bienne. **2010-11:** Saw action 41 games in his second season with EHC Biel-Bienne. **2009-10:** Appeared in 40 regular season games and 10 playoff contests in his first season with EHC Biel-Bienne. **2008-09:** Played for three different teams in Switzerland: EV Zug, SCL Tigers Langnau and HC Davos. **2007-08:** Spent the season with HC Davos where he was 9-7 with a 2.73 GAA.

INTERNATIONAL

Has competed for Switzerland at one Olympics (2014), four world championships (2012-15) and one world junior championship (2007)...Represented his country at the 2014 Olympic Winter Games in Sochi, Russia, posting an 0-1 record with a 1.02 GAA in one start for the Swiss...Stopped 30-of-31 shots in his lone start, a 1-0 loss to Sweden on Feb. 14...Has competed in each of the last four world championships...Appeared in five games for the Swiss at the 2015 IIHF World Championship held in the Czech Republic, posting an 0-5 record with a 3.48 GAA...Saw action in six games at the 2014 IIHF World Championship in Belarus, posting a 3-3 record with a .902 Sv%...Helped Switzerland capture the silver medal at the 2013 IIHF World Championship in Stockholm/Helsinki...Posted a 4-0 record with a 1.00 GAA, .967 Sv% and one shutout at that tournament...Stopped all 29 shots in a 3-0 shutout victory over the United States in the semifinal

AVALANCHE PLAYERS

on May 18...Started all six games for the Swiss at the 2007 IIHF World Junior Championship in Sweden.

Team (Boulder Bison) on Feb. 4, 2015 at Pepsi Center... Berra himself participated in the Quebec tournament as a youth hockey player.

PERSONAL

Resides in his native Switzerland during the summers... Helped host a practice for the Avalanche's Pee Wee

STATISTICS

SEASON	CLUB	LGE	GP	REGULAR SEASON										PLAYOFFS						
				W	L	OT	MIN	GA	SO	GAA	Sv%	GP	W	L	MIN	SO	GAA			
2004-05	GCK Zurich Jr.	Swiss-Jr.	22	-	-	-	-	-	-	-	-	-	-	-	-	-				
	GCK Zurich	Swiss-2	3	-	-	-	180	12	0	4.00	-	-	-	-	-	-				
	Dubendorf	Swiss-3	-	-	-	-	-	-	-	-	-	-	-	-	-	-				
2005-06	GCK Zurich Jr.	Swiss-Jr.	23	-	-	-	-	-	-	-	-	-	-	-	-	-				
	GCK Zurich	Swiss-2	15	-	-	-	835	51	1	3.56	-	-	-	-	-	-				
	ZSC Zurich	Swiss	2	0	1	0	90	6	0	3.99	-	-	-	-	-	-				
2006-07	Swiss U-20	Swiss-2	3	0	3	0	179	13	0	4.69	-	-	-	-	-	-				
	GCK Zurich	Swiss-2	6	4	2	0	359	18	0	3.01	-	-	-	-	-	-				
	ZSC Zurich	Swiss	2	1	0	0	78	4	0	3.08	-	4	0	3	188	0 2.87				
2007-08	Switzerland	WC	6	3	3	0	360	19	0	3.17	.890	-	-	-	-	-				
	HC Davos	Swiss	16	9	7	0	966	44	0	2.73	-	-	-	-	-	-				
	EV Zug	Swiss	6	1	5	0	368	17	0	2.77	-	-	-	-	-	-				
2008-09	SCL Langnau	Swiss	2	1	1	0	120	9	0	4.50	-	-	-	-	-	-				
	HC Davos	Swiss	8	3	4	0	445	20	0	2.70	-	4	3	1	216	0 1.39				
	Biel-Bienne	Swiss	40	16	20	0	2319	130	3	3.36	-	10	3	7	582	0 3.40				
2009-10	Biel-Bienne	Swiss-Q	-	-	-	-	-	-	-	-	-	7	4	3	419	0 2.86				
	Biel-Bienne	Swiss	41	17	24	0	2452	122	3	2.99	-	-	-	-	-	-				
	Biel-Bienne	Swiss	49	23	26	0	2865	117	7	2.45	-	5	1	4	302	0 3.57				
2010-11	Switzerland	WC	4	1	3	0	239	12	0	3.01	.880	-	-	-	-	-				
	Biel-Bienne	Swiss	49	24	25	0	2973	149	3	3.01	-	7	3	4	455	0 3.17				
	Switzerland	WC	4	4	0	0	240	4	1	1.00	.967	-	-	-	-	-				
2012-13	Abbotsford	AHL	9	4	3	1	473	21	0	2.66	.908	-	-	-	-	-				
	Calgary	NHL	29	9	17	2	1648	81	0	2.95	.897	-	-	-	-	-				
	Colorado	NHL	2	0	1	1	72	7	0	5.83	.781	-	-	-	-	-				
2013-14	Switzerland	Olympics	1	0	1	0	59	1	0	1.02	.967	-	-	-	-	-				
	Switzerland	WC	6	3	3	0	363	16	0	2.65	.902	-	-	-	-	-				
	Colorado	NHL	19	5	4	1	748	33	1	2.65	.918	-	-	-	-	-				
2014-15	Lake Erie	AHL	5	3	1	1	303	13	0	2.57	.914	-	-	-	-	-				
	Switzerland	WC	5	0	5	0	310	18	0	3.48	.876	-	-	-	-	-				
NHL TOTALS			50	14	22	4	2469	121	1	2.94	.901	-	-	-	-	-				

VS. NHL

	GP	MIN	GA	SO	W-L-O	GAA		GP	MIN	GA	SO	W-L-O	GAA		GP	MIN	GA	SO	W-L-O	GAA
Anaheim	2	111	7	0	1-1-0	3.78	Detroit	-	-	-	-	-	-	Ottawa	1	3	0	0	0-0-0	0.00
Arizona	3	91	10	0	0-1-0	6.59	Edmonton	5	291	7	0	2-3-0	1.44	Philadelphia	3	173	9	0	0-3-0	3.12
Boston	3	176	5	0	1-2-0	1.70	Florida	2	127	7	0	1-0-1	3.31	Pittsburgh	1	59	2	0	0-1-0	2.03
Buffalo	-	-	-	-	-	-	Los Angeles	1	43	2	0	0-0-0	2.79	San Jose	3	130	8	0	0-2-1	3.69
Calgary	-	-	-	-	-	-	Minnesota	5	189	12	0	1-2-0	3.81	St. Louis	2	122	6	0	1-1-0	2.95
Carolina	1	17	3	0	0-0-0	10.59	Montreal	1	58	1	0	0-1-0	1.03	Tampa Bay	-	-	-	-	-	-
Chicago	3	161	9	0	1-1-0	3.35	NY Islanders	1	60	2	0	1-0-0	2.00	Toronto	1	65	3	0	1-0-0	2.77
Colorado	-	-	-	-	-	-	NY Rangers	-	-	-	-	-	-	Vancouver	2	118	3	0	1-1-0	1.53
Columbus	1	62	2	0	0-0-1	1.94	Nashville	2	56	1	0	1-0-0	1.07	Washington	1	59	3	0	0-1-0	3.05
Dallas	1	29	4	0	0-1-0	8.28	New Jersey	-	-	-	-	-	-	Winnipeg	5	268	15	1	2-1-1	3.36



PATRICK BORDELEAU

POSITION: LEFT WING

HEIGHT: 6' 6"

WEIGHT: 225 LBS.

SHOOTS: LEFT

BORN: MARCH 23, 1986

BIRTHPLACE: MONTREAL, QUEBEC

TRANSACTIONS

Minnesota's sixth choice (fourth round, 114th overall) in the 2004 Entry Draft...Signed by Colorado as a free agent, July 1, 2011.

CAREER HIGHS

Goals/Game: 1 (8x), last: April 11, 2014 at San Jose

Assists/Game: 1 (8x), last: April 13, 2014 at Anaheim

Points/Game: 1 (16x), last: April 13, 2014 at Anaheim

Point Streak: 2 games (2x), last: April 11-13, 2014

Goal Streak: None

Assist Streak: None

Shots/Game: 3, Jan. 21, 2014 vs. Toronto

Ice Time/Game: 15:31, April 11, 2014 at San Jose

Plus/Minus: +1 (15x), last: April 13, 2014 at Anaheim

Consec. GP: 102, March 20, 2013 - April 13, 2014

Mult. Pt. Games: None

Career Shootouts: No attempts

2014-15 SEASON

Appeared in only one game during the 2014-15 season due to two separate injuries...Missed the first 30 games of the year while on the Injured Non-Roster list (back)...Made his season debut on Dec. 20 at Buffalo but suffered a knee injury that night...Was placed on IR, Dec. 23 (retroactive to Dec. 20) and missed the final 50 games of the year.

CAREER

2013-14: Was one of only two Avalanche players to appear in all 82 games (Nathan MacKinnon was the other)...Led the Avalanche with 178 hits...Finished second on the club in penalty minutes (115) and fighting

majors (6)...Recorded a personal-high 20 minutes in penalties on Nov. 14 at St. Louis...Appeared in his 100th NHL game on Feb. 1 vs. Buffalo. **2012-13:** Appeared in 46 of Colorado's 48 games during his first NHL season, recording five points (2g/3a) with 70 penalty minutes...Led the Avalanche in hits (116) and finished second in both penalty minutes and major penalties (6)...Dressed in each of the first 20 games to begin the season and each of the final 20 contests to end the year...Made his NHL debut in the season opener at Minnesota on Jan. 19...Logged his first NHL fight on Jan. 24 vs. Columbus...Recorded his first career NHL point with an assist on Feb. 26 at San Jose...Scored his first NHL goal on April 11 at Los Angeles...Spent the first half of the 2012-13 season with the Lake Erie Monsters (AHL), where he had seven points (2g/5a) and 91 penalty minutes in 29 games. **2011-12:** Recorded four goals and four assists in 52 games with the Lake Erie Monsters (AHL)...Bordeleau's four goals were his most in an AHL season...Ranked third on the team with 96 penalty minutes. **2010-11:** Spent the entire season with the Lake Erie Monsters (AHL) where he led the team with 125 penalty minutes...Had 12 points (2g/10a) in 72 games and also appeared in all seven playoff contests for the Monsters...Attended the Avalanche's training camp on an AHL contract and was one of the final cuts prior to the regular season. **2009-10:** Led the Monsters with 106 penalty minutes in 60 games during his first season with Lake Erie (AHL). **2008-09:** Split the season between six different teams, four in the American Hockey League and two in the ECHL. **2007-08:** Made his professional debut in the ECHL, spending time with Charlotte, Wheeling and Pensacola. **2006-07:** Split his final season in the QMJHL between Drummondville and Acadie-Bathurst...Also saw action with the Weyburn Red Wings of the Saskatchewan Junior Hockey League and the Valleyfield Braves of the Quebec AAA Junior Hockey League, appearing in eight games each. **2005-06:** Recorded 56 points (23g/33a) in 67 games with Val-d'Or of the QMJHL...Finished fourth on the Foreurs in goals, assists and points...Added one goal in five postseason contests. **2004-05:** Appeared in 63 games for Val-d'Or, notching 38 points (14g/24a). **2003-04:** Made his QMJHL debut with Val-d'Or, where he finished fourth on the team with 97 penalty minutes...Went on to dress in seven postseason games, tallying a goal and one assist.

PERSONAL

Patrick and his fiancée, Marie, have a son, Éloyck...The family resides in Montreal during the offseason...Helped run a practice for the Avalanche's Pee Wee Team (Arapahoe Ice Warriors) on Feb. 5, 2013...The Avalanche's Pee Wee Team went on to capture the International-B Division Championship at the 54th Quebec Tournament...Bordeleau himself participated in the Quebec Pee Wee Tournament as a youth hockey player...During his time with the Avalanche, Bordeleau has also hosted hockey clinics for youth teams from Arvada and Denver...Last name is pronounced *BOHR-duh-loh*.

AVALANCHE PLAYERS

STATISTICS

SEASON	TEAM	LEAGUE	GP	G	REGULAR SEASON							PLAYOFFS				
					A	PTS	PIM	+/-	PP	SH	GW	GP	G	A	PTS	PIM
2003-04	Val-d'Or	QMJHL	68	7	11	18	97	-	-	-	-	7	1	1	2	8
2004-05	Val-d'Or	QMJHL	63	14	24	38	51	-	-	-	-	-	-	-	-	-
2005-06	Val-d'Or	QMJHL	67	23	33	56	87	-	-	-	-	5	1	0	1	7
2006-07	Drummondville	QMJHL	3	0	2	2	6	-	-	-	-	-	-	-	-	-
	Acadie-Bathurst	QMJHL	17	7	12	19	26	-	-	-	-	-	-	-	-	-
2007-08	Charlotte	ECHL	10	1	2	3	11	-	-	-	-	-	-	-	-	-
	Wheeling	ECHL	3	0	1	1	0	-	-	-	-	-	-	-	-	-
	Pensacola	ECHL	38	7	11	18	60	-	-	-	-	-	-	-	-	-
2008-09	Augusta	ECHL	18	4	6	10	57	-	-	-	-	-	-	-	-	-
	Albany	AHL	6	0	2	2	21	-	-	-	-	-	-	-	-	-
	Florida	ECHL	29	4	9	13	81	-	-	-	-	-	-	-	-	-
	Springfield	AHL	4	0	0	0	4	-	-	-	-	-	-	-	-	-
	Lake Erie	AHL	3	0	1	1	17	-	-	-	-	-	-	-	-	-
	Milwaukee	AHL	2	0	0	0	0	-	-	-	-	-	-	-	-	-
2009-10	Lake Erie	AHL	60	1	2	3	106	-	-	-	-	-	-	-	-	-
2010-11	Lake Erie	AHL	72	2	10	12	125	-	-	-	-	7	0	0	0	6
2011-12	Lake Erie	AHL	52	4	4	8	96	-	-	-	-	-	-	-	-	-
2012-13	Lake Erie	AHL	29	2	5	7	91	-	-	-	-	-	-	-	-	-
	Colorado	NHL	46	2	3	5	70	-7	0	0	0	-	-	-	-	-
2013-14	Colorado	NHL	82	6	5	11	115	-1	0	0	1	7	0	0	0	10
2014-15	Colorado	NHL	1	0	0	0	0	0	0	0	0	-	-	-	-	-
NHL TOTALS			129	8	8	16	185	-8	0	0	1	7	0	0	0	10

VS. NHL

	GP	G	A	PTS	PIM		GP	G	A	PTS	PIM		GP	G	A	PTS	PIM
Anaheim	6	0	1	1	15	Detroit	4	0	0	0	2	Ottawa	2	0	1	1	0
Arizona	6	2	0	2	7	Edmonton	8	0	0	0	11	Philadelphia	2	0	0	0	15
Boston	2	0	0	0	5	Florida	2	0	0	0	0	Pittsburgh	2	1	0	1	0
Buffalo	3	0	1	1	2	Los Angeles	6	1	0	1	0	St. Louis	7	1	0	1	34
Calgary	7	0	0	0	16	Minnesota	10	0	1	1	9	San Jose	7	1	1	2	22
Carolina	2	0	0	0	2	Montreal	2	0	1	1	5	Tampa Bay	2	0	0	0	0
Chicago	7	0	0	0	0	Nashville	7	1	0	1	2	Toronto	2	0	0	0	0
Colorado	-	-	-	-	-	New Jersey	2	0	1	1	0	Vancouver	7	0	0	0	11
Columbus	5	0	0	0	12	NY Islanders	2	0	0	0	0	Washington	2	1	0	1	0
Dallas	8	0	1	1	6	NY Rangers	2	0	0	0	0	Winnipeg	5	0	0	0	9



24

MARC-ANDRE CLICHE

POSITION: CENTER
HEIGHT: 6' 0"
WEIGHT: 202 LBS.
SHOOTS: RIGHT
BORN: MARCH 23, 1987
BIRTHPLACE: ROUYN-NORANDA, QUEBEC

TRANSACTIONS

NY Rangers' third choice (second round, 56th overall) in 2005 Entry Draft...Acquired by Los Angeles, along with Jason Ward, Jan Marek, and a third-round selection (later traded to Buffalo – Buffalo selected Corey Fienhage) in 2008 Entry Draft, in exchange for Sean Avery and John Seymour, Feb. 5, 2007...Claimed by Colorado off waivers, Sept. 22, 2013.

CAREER HIGHS

Goals/Game: 1 (3x), last: March 28, 2015 vs. Buffalo
Assists/Game: 1 (11x), last: April 7, 2015 vs. Nashville
Points/Game: 1 (14x), last: April 7, 2015 vs. Nashville
Point Streak: None
Goal Streak: None
Assist Streak: None
Shots/Game: 5, Jan. 14, 2014 at Chicago
Ice Time/Game: 17:41, April 5, 2014 at St. Louis
Plus/Minus: +2, Feb. 20, 2015 at Chicago
Consec. Games: 79, Oct. 19, 2013 - Oct. 14, 2014
Multiple Point Games: None
Career Shootouts: None

2014-15 SEASON

Skated in 74 games for Colorado, tallying seven points (2g/5a)...Finished third on the team in faceoff wins (377), winning 51.3% of his draws (377/735)...Ranked second among Avalanche forwards in short-handed ice time at 2:04 per game...Recorded his second career NHL fight on Oct. 21 vs. Florida (Derek MacKenzie)...Scored his first goal of the season and won a career-high 12-of-16 faceoffs (75%) on Oct. 30 vs. NY Islanders...Appeared in his 100th NHL game on Nov. 29 vs. Dallas but left the contest due to injury (oblique)...Missed

five games due to the oblique injury from Dec. 1-11... Won a team-best 55.1% of his faceoffs in the month of March (70/127).

CAREER

2013-14: Skated in 76 games for Colorado during his first full NHL season, recording seven points (1g/6a)... Dressed in each of the final 75 games to end the year... Was claimed off waivers from Los Angeles prior to the season on Sept. 22...Recorded his first NHL point with an assist on Oct. 4 vs. Nashville...Logged his first career fighting major on Dec. 17 at Dallas (Alex Chiasson)...Scored his first NHL goal on Feb. 1 vs. Buffalo...Signed a two-year contract extension through the 2015-16 season on Feb. 27. **PLAYOFFS:** Appeared in all seven postseason games for Colorado...Made his Stanley Cup Playoff debut in Game 1 of the Avalanche's first-round series against Minnesota on April 17. **2012-13:** Served as Manchester's team captain for the third season...Recorded 20 points (10g/10a) in 57 regular season games for the Monarchs...Also saw action in three AHL playoff contests...Finished his time in Manchester ranked third on the franchise's all-time list in games played (341) and tied for seventh in points (151). **2011-12:** Finished tied for fourth on the Manchester Monarchs (AHL) in scoring with 41 points (17g/24a) in 72 games...Won the Ace Bailey Award as Manchester's team MVP. **2010-11:** Was named team captain of the Monarchs...Tallied 35 points (14g/21a) in 63 games. **2009-10:** Appeared in one game for the Los Angeles Kings, making his NHL debut on March 2, 2010 at Dallas...Saw action in 66 regular season games and 12 playoff contests for Manchester. **2008-09:** Suffered a shoulder injury in training camp that limited him to 31 games with Manchester. **2007-08:** Made his professional debut with Manchester, tallying 21 points (11g/10a) in 52 games. **2006-07:** In his final season with Lewiston of the Quebec Major Junior Hockey League, Cliche recorded 54 points (24g/30a) in 52 games...Added 22 points (6g/16a) in 16 playoff games, ranking him third on the team. **2005-06:** Finished second on the Lewiston MAINEiacs in scoring with 82 points (37g/45a) in 66 games...Added four points (2g/2a) in six postseason games. **2004-05:** Missed the majority of the season due to a shoulder injury. **2003-04:** Made his QMJHL debut with Lewiston, appearing in 52 regular season games and seven playoff contests.

INTERNATIONAL

Helped Team Canada capture the gold medal at the 2007 IIHF World Junior Championship in Sweden...Appeared in all six games for Canada at the tournament (0g/0a).

PERSONAL

Marc-Andre resides in his hometown of Rouyn-Noranda, Quebec...Actively participates in the Avalanche's Player Clinics and Team Fit community programs...Visited Cheltenham Elementary School in Denver on Feb. 10, 2015 to help the kids learn about fitness and nutrition... Last name is pronounced *KLEESH*.

AVALANCHE PLAYERS

STATISTICS

SEASON	TEAM	LEAGUE	REGULAR SEASON										PLAYOFFS				
			GP	G	A	PTS	PIM	+/-	PP	SH	GW	GP	G	A	PTS	PIM	
2003-04	Lewiston	QMJHL	52	8	10	18	17	-8	-	-	-	7	1	2	3	0	
2004-05	Lewiston	QMJHL	19	4	4	8	8	1	-	-	-	-	-	-	-	-	
2005-06	Lewiston	QMJHL	66	37	45	82	60	4	-	-	-	6	2	2	4	0	
2006-07	Lewiston	QMJHL	52	24	30	54	42	27	-	-	-	16	6	16	22	10	
	Canada	WJC	6	0	0	0	4	-	-	-	-	-	-	-	-	-	
2007-08	Manchester	AHL	52	11	10	21	25	9	-	-	-	4	0	1	1	2	
2008-09	Manchester	AHL	31	5	4	9	19	0	-	-	-	-	-	-	-	-	
2009-10	Manchester	AHL	66	11	14	25	45	-6	-	-	-	12	1	1	2	8	
	Los Angeles	NHL	1	0	0	0	0	+1	0	0	0	-	-	-	-	-	
2010-11	Manchester	AHL	63	14	21	35	35	6	-	-	-	-	-	-	-	-	
2011-12	Manchester	AHL	72	17	24	41	35	9	-	-	-	4	1	0	1	6	
2012-13	Manchester	AHL	57	10	10	20	46	1	-	-	-	3	0	0	0	4	
2013-14	Colorado	NHL	76	1	6	7	17	-11	0	0	0	7	0	0	0	2	
2014-15	Colorado	NHL	74	2	5	7	17	-2	0	0	0	-	-	-	-	-	
NHL TOTALS			151	3	11	14	34	-12	0	0	0	7	0	0	0	2	

VS. NHL

	GP	G	A	PTS	PIM		GP	G	A	PTS	PIM		GP	G	A	PTS	PIM
Anaheim	5	0	0	0	0	Detroit	3	0	0	0	2	Ottawa	3	0	0	0	0
Arizona	6	0	0	0	0	Edmonton	6	0	1	1	2	Philadelphia	4	0	1	1	0
Boston	3	0	0	0	0	Florida	3	0	0	0	5	Pittsburgh	4	0	0	0	0
Buffalo	4	2	0	2	2	Los Angeles	6	0	1	1	0	St. Louis	9	0	0	0	0
Calgary	5	0	0	0	0	Minnesota	10	0	1	1	0	San Jose	6	0	0	0	0
Carolina	4	0	0	0	0	Montreal	3	0	1	1	2	Tampa Bay	4	0	0	0	0
Chicago	10	0	1	1	0	Nashville	8	0	2	2	0	Toronto	3	0	0	0	0
Colorado	-	-	-	-	-	New Jersey	4	0	0	0	4	Vancouver	6	0	1	1	4
Columbus	4	0	1	1	0	NY Islanders	4	1	0	1	2	Washington	3	0	1	1	0
Dallas	10	0	0	0	7	NY Rangers	3	0	0	0	2	Winnipeg	8	0	0	0	2



14

BLAKE COMEAU

POSITION: LEFT WING
HEIGHT: 6' 1"
WEIGHT: 202 LBS.
SHOOTS: RIGHT
BORN: FEBRUARY 18, 1986
BIRTHPLACE: MEADOW LAKE, SASK.

TRANSACTIONS

NY Islanders' second choice (second round, 47th overall) in 2004 Entry Draft...Claimed off waivers by Calgary, Nov. 25, 2011...Acquired by Columbus in exchange for a fifth-round choice (Eric Roy) in 2013 Entry Draft, April 3, 2013...Signed by Pittsburgh as a free agent, July 1, 2014...Signed as a free agent by Colorado, July 1, 2015.

CAREER HIGHS

Goals/Game: 3 (2x), last: Nov. 26, 2014 vs. Toronto
Assists/Game: 3, March 14, 2010 vs. Toronto
Points/Game: 3 (7x), last: Feb. 21, 2015 at St. Louis
Point Streak: 6 games, March 2-12, 2009
Goal Streak: 3 games (3x), last: Jan. 11-15, 2011
Assist Streak: 4 games, March 11-16, 2010
Shots/Game: 7 (2x), last: Dec. 13, 2014 at Columbus
Ice Time/Game: 23:40, Dec. 31, 2009 at Ottawa
Plus/Minus: +4, Jan. 21, 2012 at Edmonton
Consec. GP: 51 games, Dec. 19, 2007 - April 4, 2008
Multiple Point Games: 35 total - 2 pts (28), 3 pts (7)
Career Shootouts: 1-4 (25.0%), 0 GDG

2014-15 SEASON

Spent the 2014-15 season with the Pittsburgh Penguins where he recorded 16 goals and 15 assists for 31 points in 61 games...Shared the team lead with five game-winning goals, which included two overtime winners...All 16 of his tallies came at even strength, ranking fourth on the Penguins...Finished second on the team with 188 hits...Comeau's five game-winners were a career high, as was his +6 plus/minus rating...His 16 goals and 31 points were the third most of his career, and his highest totals since 2010-11...Recorded his second

career hat trick, which included the overtime winner, on Nov. 26 vs. Toronto...Scored the OT winner in a 1-0 victory over the Avalanche on Dec. 18 at the CONSOL Energy Center. **PLAYOFFS:** Dressed in all five playoff games for the Pens, tallying one goal (1g/0a)...Scored a goal for his first career playoff point in Game 1 of the first-round series against the Rangers at Madison Square Garden on April 16.

CAREER

2013-14: Recorded a career-high 197 hits in 61 games for Columbus...His 197 hits ranked fifth on the team...Set a club record with 11 hits on Dec. 3 vs. Tampa Bay...Skated in his 400th career NHL game on Dec. 29 vs. Pittsburgh. **PLAYOFFS:** Appeared in all six playoff games for the Blue Jackets...Finished second on the club with 34 hits during the postseason...Made his Stanley Cup Playoff debut in Game 1 of the first-round series at Pittsburgh on April 16. **2012-13:** Spent most of the season with Calgary before joining Columbus on April 3...Dressed in 33 games for the Flames, tallying seven points (4g/3a), and nine contests for the Blue Jackets, notching five points (2g/3a)...Was leading Calgary in hits (72) at the time of the trade. **2011-12:** Split the season between the Islanders and Flames...Saw action in 16 games for New York (0g/0a) and 58 for Calgary (5g/10a)...Skated in his 300th NHL game on Feb. 18 at Los Angeles. **2010-11:** Set career highs in goals (24), assists (22), points (46), shots (182) and games played (77) with the New York Islanders...Finished fourth on the team in goals, while ranking fifth in both points and assists (tied)...Was second on the club in game-winning goals (3-tied), third in hits (120) and fourth in shots...Appeared in his 200th NHL game on Dec. 23, 2010 at New Jersey. **2009-10:** Spent his first full NHL season with the Islanders, totaling 35 points (17g/18a) in 61 games...Recorded his first career NHL hat trick on March 2 vs. Chicago. **2008-09:** Spent most of the year with the Islanders but also saw time with Bridgeport (AHL)...Dressed in his 100th career NHL game on March 21 at Ottawa. **2007-08:** Split the year between the Islanders and Bridgeport of the American Hockey League...Registered his first NHL goal (also GWG) and first career assist on Dec. 21 at Pittsburgh. **2006-07:** Made his NHL debut on Dec. 7 vs. Montreal and went on to appear in three games for the Islanders...Played most of the year with the Bridgeport Sound Tigers of the AHL, tallying 43 points (12g/31a) in 61 contests. **2005-06:** Was named to the WHL West First All-Star Team during his final season with Kelowna...Notched 74 points (21g/53a) in 60 regular-season games, while adding 13 points (4g/9a) in 12 playoff contests for the Rockets...Joined the Bridgeport Sound Tigers (AHL) at the conclusion of the WHL campaign, notching three assists in seven Calder Cup playoff games. **2004-05:** Helped Kelowna capture the WHL championship and advance to the Memorial Cup for the third straight year...Finished third on the Rockets in playoff scoring with 18 points (6g/12a) in 24 contests...Added three goals in three games at the Memorial Cup. **2003-04:** Won the Memorial Cup as a

AVALANCHE PLAYERS

member of the Kelowna Rockets...Appeared in all four games at the tournament (0g/0a). **2002-03:** Spent his first full season with the Kelowna Rockets, who won the WHL title and advanced to the Memorial Cup.

PERSONAL

Blake and his wife, Lacey, have a daughter, Zoie (2)... Last name is pronounced *KOH-moh*.

INTERNATIONAL

Won a gold medal with Team Canada at the 2006 IIHF World Junior Championship held in British Columbia... Led the Canadians in scoring during the tournament with seven points (3g/4a) in six games...Also helped Canada capture gold at the 2004 IIHF U18 Junior World Cup.

STATISTICS

SEASON	TEAM	LEAGUE	GP	G	REGULAR SEASON							PLAYOFFS					
					A	PTS	PIM	+/-	PP	SH	GW	GP	G	A	PTS	PIM	
2001-02	Sask. Contacts	SMHL	42	27	33	60	-	-	-	-	-	-	-	-	-	-	-
	Kelowna	WHL	3	0	0	0	4	-	-	-	-	-	-	-	-	-	-
2002-03	Kelowna	WHL	54	5	18	23	77	-	-	-	-	19	2	1	3	20	
2003-04	Kelowna	WHL	71	10	23	33	123	-	-	-	-	17	4	2	6	23	
2004-05	Kelowna	WHL	65	24	23	47	108	-	-	-	-	24	6	12	18	34	
2005-06	Kelowna	WHL	60	21	53	74	85	-	-	-	-	12	4	9	13	22	
	Bridgeport	AHL	-	-	-	-	-	-	-	-	-	7	0	3	3	0	
2006-07	Canada	WJC	6	3	4	7	8	-	-	-	-	-	-	-	-	-	-
	Bridgeport	AHL	61	12	31	43	46	-	-	-	-	-	-	-	-	-	-
2007-08	NY Islanders	NHL	3	0	0	0	0	0	0	0	0	-	-	-	-	-	-
	Bridgeport	AHL	31	4	15	19	30	-	-	-	-	-	-	-	-	-	-
2008-09	NY Islanders	NHL	51	8	7	15	22	1	1	0	1	-	-	-	-	-	-
	Bridgeport	AHL	19	4	15	19	22	-	-	-	-	2	0	0	0	0	
2009-10	NY Islanders	NHL	53	7	18	25	32	-17	2	0	0	-	-	-	-	-	-
	NY Islanders	NHL	61	17	18	35	40	-2	0	1	2	-	-	-	-	-	-
2010-11	NY Islanders	NHL	77	24	22	46	43	-17	5	1	3	-	-	-	-	-	-
2011-12	NY Islanders	NHL	16	0	0	0	6	-11	0	0	0	-	-	-	-	-	-
	Calgary	NHL	58	5	10	15	24	0	0	0	0	-	-	-	-	-	-
2012-13	Calgary	NHL	33	4	3	7	14	-9	0	1	1	-	-	-	-	-	-
	Columbus	NHL	9	2	3	5	6	5	0	0	0	-	-	-	-	-	-
2013-14	Columbus	NHL	61	5	11	16	36	-2	0	0	0	6	0	0	0	10	
2014-15	Pittsburgh	NHL	61	16	15	31	65	6	0	0	5	5	1	0	1	8	
NHL TOTALS			483	88	107	195	288	-46	8	3	12	11	1	0	1	18	

VS. NHL

	GP	G	A	PTS	PIM		GP	G	A	PTS	PIM		GP	G	A	PTS	PIM
Anaheim	15	5	2	7	8	Detroit	13	3	4	7	8	Ottawa	18	4	6	10	4
Arizona	14	2	2	4	15	Edmonton	13	3	3	6	10	Philadelphia	25	6	2	8	14
Boston	19	1	4	5	4	Florida	22	2	4	6	19	Pittsburgh	23	3	5	8	11
Buffalo	13	3	5	8	16	Los Angeles	16	0	1	1	4	St. Louis	11	3	4	7	2
Calgary	6	1	1	2	2	Minnesota	15	2	1	3	22	San Jose	15	1	1	2	4
Carolina	21	1	8	9	22	Montreal	18	3	3	6	8	Tampa Bay	17	1	4	5	8
Chicago	9	3	2	5	2	Nashville	12	2	2	4	8	Toronto	18	7	7	14	6
Colorado	16	4	4	8	8	New Jersey	25	7	8	15	10	Vancouver	15	2	4	6	12
Columbus	14	2	3	5	4	NY Islanders	9	1	0	1	7	Washington	17	0	2	2	16
Dallas	12	2	2	4	12	NY Rangers	27	12	9	21	16	Winnipeg	15	2	4	6	6



9

MATT DUCHENE

POSITION: CENTER
HEIGHT: 5' 11"
WEIGHT: 200 LBS.
SHOOTS: LEFT
BORN: JANUARY 16, 1991
BIRTHPLACE: HALIBURTON, ONTARIO

TRANSACTIONS

Colorado's first selection (first round, third overall) in 2009 Entry Draft.

CAREER HIGHS

Goals/Game: 3, Nov. 4, 2011 at Dallas
Assists/Game: 3 (2x), last: April 26, 2013 at Phoenix
Points/Game: 4 (2x), last: March 8, 2013 vs. Chicago
Point Streak: 9 games, Feb. 8 - March 12, 2014
Goal Streak: 4 games (2x), last: Feb. 11-18, 2013
Assist Streak: 6 games, Feb. 26 - March 8, 2014
Shots/Game: 10, Oct. 18, 2014 at Montreal
Ice Time/Game: 25:51, Jan. 16, 2014 vs. New Jersey
Plus/Minus: +3 (7x), last: March 28, 2015 vs. Buffalo
Consec. Games: 82 games, Oct. 9, 2014 - present
Mult. Pt. Games: 77 total - 2 pts (60), 3 pts (15), 4 pts (2)
Career Shootouts: 16-42 (38.1%), 7 GDG
Career Penalty Shots: No attempts

CAREER SUMMARY

Was a finalist for the Calder Trophy and a member of the NHL All-Rookie Team in 2009-10...Became the youngest player in franchise history to lead the team in scoring in 2010-11 (20 years, 84 days)...Was the youngest player in franchise history to reach 100 career points (20 years, 10 days) and the youngest Avalanche player to ever participate in an NHL All-Star Game at the age of 20 in 2011...Was the fourth-youngest player in franchise history to reach 200 points (22 years, 272 days), behind only Hall-of-Famers Joe Sakic (21.148), Michel Goulet (21.337) and Mats Sundin (21.348)...Has won a gold medal with Team Canada at the Olympics (2014) and world championships (2015).

2014-15 SEASON

Appeared in all 82 games for the first time in his career...Shared the team lead in game-winning goals with four...Became the first player in Avalanche/Nordiques history to lead the team in game-winning goals for three straight seasons...Finished second on the Avs in shots (207), plus/minus rating (+3) and faceoff percentage (52.2%)...Ranked third on the club in points (55-tied) and was fourth in both goals (21) and assists (34)...Led the team in even-strength scoring with 48 points (19g/29a)...Participated in all 14 shootouts for the Avs, going 6-for-14 (42.9%) with two game-deciding goals...Led Colorado in scoring during the month of October (3g/6a), January (3g/7a) and February (tied-3g/7a)...Fired a career-high 10 shots on Oct. 18 at Montreal, the most by an Avalanche player since Ryan Smyth had 11 on Oct. 16, 2007 vs. Calgary...Scored the fastest goal to begin a period by an Avalanche player in 2014-15, lighting the lamp 12 seconds into the third frame on Jan. 10 vs. Dallas...Recorded his 300th NHL point on Feb. 16 vs. Arizona and appeared in his 400th NHL game on Feb. 28 vs. Minnesota...Following the season, helped Team Canada win the gold medal at the 2015 IIHF World Championship held in the Czech Republic...Recorded 12 points (4g/8a) with a +10 plus/minus rating in 10 games for the Canadians...His 12 points tied him for third on the team and also third among all tournament scorers.

CAREER

2013-14: Led the Avalanche in scoring with a career-high 70 points (23g/47a) in 71 games...His 70 points were the most by an Avalanche player since Paul Stastny had 78 in 2009-10...Also paced the club in assists and game-winning goals (6-tied), both career bests as well...Duchene's +8 plus/minus rating was also his highest as an NHL player...Finished third on the squad with 217 shots...Scored nine goals in October, tying the Avalanche record for goals in the month of October...Shared the league lead with three game-winning goals in October...Scored the game winner in three straight Colorado victories, Oct. 12-19...Was the first Avalanche player to be credited with the GWG in three consecutive victories since Marek Svatos in November 2005...Scored twice on Oct. 15 vs. Dallas to reach 200 points for his NHL career...At 22 years, 272 days, he became the fourth-youngest player in franchise history to reach 200 points...Only Hall-of-Famers Joe Sakic (21.148), Michel Goulet (21.337), Mats Sundin (21.348) reached the mark at a younger age...Recorded his second career fighting major on Nov. 14 at St. Louis (both vs. Vladimir Sobotka)...Left in the third period on Nov. 16 vs. Florida due to injury (oblique), forcing him to miss three games from Nov. 19-23...Was named the NHL's Third Star of the Week for Dec. 16-22 after leading all players with nine points (2g/7a) in four games...Recorded four straight multi-point games, Dec. 16-21, the first Avs player to accomplish that feat since Paul Stastny in October 2008...Appeared in his 300th NHL game on Dec. 27 at

AVALANCHE PLAYERS

Chicago...Logged a career-high 25:51 of ice time on Jan. 16 vs. New Jersey...Scored his 100th NHL goal on Feb. 8 at NY Islanders, becoming the 20th player in franchise history and ninth in Avalanche history to reach the century mark in goals...Had a career-high nine-game point streak from Feb. 8 to March 12...Also had a personal-best six-game assist streak during that stretch from Feb. 26 to March 8...Led the Avs with 17 points (4g/13a) in 14 games in March...Tallied his fourth career OT goal on March 10 vs. Winnipeg...Left after one shift on March 29 vs. San Jose due to a knee injury, forcing him to miss the final eight games of the regular season...Helped Canada win the gold medal at the 2014 Olympic Winter Games in Sochi, Russia. **PLAYOFFS:** Appeared in two postseason games, tallying three assists (0g/3a)...Missed the first five games of the opening-round series against Minnesota due to injury (knee)...Returned to the lineup in Game 6 at Minnesota on April 28, recording one assist in 18:52 of ice time...Had a pair of assists in Colorado's Game 7 loss to the Wild on April 30 at Pepsi Center. **2012-13:** Shared the team scoring lead with 43 points (17g/26a) in 47 games...Also led Colorado in assists, game-winning goals (3), shots (132), faceoff percentage (54.6%) and takeaways (44)...Finished second on the club in goals and led all Avs forwards in ice time (20:55)...Ranked sixth in the NHL in takeaways...Duchene's 54.6% faceoff win percentage was a career

high and placed him 18th in the league...Scored a goal in four straight games, Feb. 11-18, matching his career-long goal streak...Recorded back-to-back three-point games, Feb. 16 at Edmonton (1g/2a) and Feb. 18 vs. Nashville (1g/2a), the first Colorado player to register consecutive three-point games since Tomas Fleischmann from Dec. 13-15, 2010...Missed his only game of the season on Feb. 26 at San Jose (groin)...Set a career high with three assists and tied his career high with four points on March 8 vs. Chicago...Had another three-assist game on April 26 at Phoenix...Scored the latest overtime goal in franchise history on March 10 vs. San Jose, lighting the lamp with one second left in OT (4:59)...It was Duchene's third career OT winner and the first goal at the 4:59 mark of overtime in an NHL game since March 18, 2012 (Philadelphia's Scott Hartnell vs. Pittsburgh)...Won 24-of-29 faceoffs (82.8%) on March 27 at Calgary, equaling the second-most faceoff wins in Avalanche history...It was the most faceoff victories by an NHL player since Patrice Bergeron also won 24 on Nov. 15, 2011 vs. New Jersey...Duchene's 82.8% faceoff win percentage was the highest in Avs history among players who had taken at least 25 draws or won at least 20...Prior to the NHL season, Matt played in Sweden for Frolunda and in Switzerland for Ambri-Piotta. **2011-12:** Was limited to 58 games due to injuries...Registered his first career hat trick and had a personal-high four points (3g/1a) on

STATISTICS

SEASON	TEAM	LEAGUE	REGULAR SEASON										PLAYOFFS					
			GP	G	A	PTS	PIM	+/-	PP	SH	GW	GP	G	A	PTS	PIM		
2007-08	Brampton	OHL	64	30	20	50	22	-	-	-	-	5	1	1	2	10		
2008-09	Brampton	OHL	57	31	48	79	42	-	-	-	-	21	14	12	26	21		
2009-10	Colorado	NHL	81	24	31	55	16	+1	10	1	2	6	0	3	3	0		
	Canada	WC	7	4	3	7	0	-	-	-	-	-	-	-	-	-		
2010-11	Colorado	NHL	80	27	40	67	33	-8	3	0	2	-	-	-	-	-		
	Canada	WC	7	0	0	0	2	-	-	-	-	-	-	-	-	-		
2011-12	Colorado	NHL	58	14	14	28	8	-11	5	0	2	-	-	-	-	-		
	Canada	WC	7	0	0	0	2	-	-	-	-	-	-	-	-	-		
2012-13	Frolunda	Sweden	19	4	10	14	12	-	-	-	-	-	-	-	-	-		
	Ambri-Piotta	Swiss	4	2	3	5	2	-	-	-	-	-	-	-	-	-		
2013-14	Colorado	NHL	47	17	26	43	12	-12	2	0	3	-	-	-	-	-		
	Canada	WC	8	4	1	5	0	-	-	-	-	-	-	-	-	-		
2013-14	Colorado	NHL	71	23	47	70	19	+8	5	0	6	2	0	3	3	2		
	Canada	Olympics	4	0	0	0	0	-	-	-	-	-	-	-	-	-		
2014-15	Colorado	NHL	82	21	34	55	16	+3	2	0	4	-	-	-	-	-		
	Canada	WC	10	4	8	12	2	-	-	-	-	-	-	-	-	-		
NHL TOTALS			419	126	192	318	104	-19	27	1	19	8	0	6	6	2		

VS. NHL

	GP	G	A	PTS	PIM		GP	G	A	PTS	PIM		GP	G	A	PTS	PIM
Anaheim	17	6	7	13	4	Detroit	19	7	9	16	2	Ottawa	7	4	4	8	2
Arizona	19	7	6	13	8	Edmonton	25	7	21	28	8	Philadelphia	7	0	2	2	2
Boston	7	1	5	6	0	Florida	7	3	4	7	0	Pittsburgh	6	1	0	1	0
Buffalo	6	5	4	9	0	Los Angeles	17	1	9	10	4	St. Louis	21	4	8	12	16
Calgary	28	5	9	14	4	Minnesota	31	5	10	15	6	San Jose	18	6	6	12	12
Carolina	7	3	3	6	0	Montreal	7	1	4	5	0	Tampa Bay	8	5	3	8	2
Chicago	22	6	13	19	8	Nashville	21	9	11	20	4	Toronto	7	3	2	5	2
Colorado	-	-	-	-	-	New Jersey	8	1	5	6	0	Vancouver	25	9	7	16	2
Columbus	18	5	9	14	8	NY Islanders	8	2	2	4	0	Washington	7	1	2	3	0
Dallas	24	10	16	26	2	NY Rangers	7	2	5	7	0	Winnipeg	15	7	6	13	8

Nov. 4 at Dallas...Became only the second Colorado Avalanche player to record a hat trick before his 21st birthday, joining Radim Vrbata in 2001-02...Scored his second career overtime goal on Dec. 23 vs. Tampa Bay...Appeared in his 200th NHL game before leaving with a knee injury on Dec. 29 vs. Phoenix...That knee injury forced him to miss 20 games from Dec. 31 to Feb. 17...Was leading the Avalanche in goals (12) and ranked second in points (24) at the time of his injury...Was placed on IR, Dec. 31 (retro to Dec. 29), and activated on Feb. 18...Left with an ankle injury on March 6 vs. Minnesota, forcing him to miss four games from March 8-14. **2010-11:** Became the youngest player in franchise history to lead the team in scoring, collecting 67 points (27g/40a) in 80 games...Duchene was 20 years, 84 days on the final day of the regular season, breaking the previous mark of 20 years, 268 days set by Joe Sakic in 1989-90...Was also the youngest player to lead any NHL team in scoring during the 2010-11 campaign...Shared the team lead in games, goals and assists...24 of his 27 goals came at even strength...Fired a team-high 202 shots...Made his first career appearance at the NHL All-Star Game on Jan. 30 in Carolina, scoring a goal while also attempting the first penalty shot in All-Star Game history (unsuccessful)...Duchene, who turned 20 on Jan. 16, was the youngest Avalanche player to ever participate in an NHL All-Star Game and the second-youngest in franchise history behind Owen Nolan (19 years, 340 days in 1992)...Had 33 points at home (18g/15a) and 34 on the road (9g/25a)...Recorded his first career fighting major on Nov. 15 vs. St. Louis (Vladimir Sobotka)...Had three points (1g/2a) while appearing in his 100th NHL game on Nov. 19 vs. NY Rangers...Was named the NHL's First Star of the Week for Dec. 13-19 after collecting seven points (4g/3a) in four games...Tallied his first career overtime goal on Dec. 19 vs. Ottawa...Became the youngest player in franchise history to reach 100 career points, doing so at the age of 20 years, 10 days on Jan. 26 vs. Phoenix...Sakic held the previous record by notching his 100th point at the age of 20 years, 163 days...Suffered a hand injury on Feb. 14 vs. Calgary, forcing him to miss two games, Feb. 16-19. **2009-10:** Named to the NHL All-Rookie Team and was a finalist for the Calder Trophy...Led all NHL rookies in scoring with 55 points (24g/31a) in 81 games...Shared the rookie goal scoring lead with John Tavares and ranked second among rookies in assists...Finished second on the Avalanche in goals and led the club in power-play goals (10) and multi-goal games (6)...Ranked among the league's top rookies in games (T-5th), power-play goals (2nd), shots (4th-180) and shooting percentage (1st-13.3%)...After totaling 10 points (3g/7a) and a -9 rating in his first 25 games, Duchene had 45 points (21g/24a) and a +10 rating over his last 56 contests...Made his NHL debut in the season opener on Oct. 1 vs. San Jose, recording an assist...He and Ryan O'Reilly became the first 18-year-olds to ever play for the Avalanche...Scored his first NHL goal on Oct. 17 at Detroit...Named the NHL's Third Star of the Week for Nov. 30 to Dec. 6...Scored two goals in back-to-back games, Nov. 30 at Tampa Bay and Dec. 2 at

Florida...Became the first 18-year-old with consecutive multiple-goal games since Florida's Radek Dvorak in November 1995...Joined T.J. Hensick (Feb. 2-4, 2008) as the only rookies in Avalanche history to post back-to-back multi-goal games...Was the NHL Rookie of the Month for December after leading all first-year players with 13 points (5g/8a) in 14 games...Tallied the winning goal in the shootout to clinch a playoff spot for the Avs on April 6 at Vancouver...Left the April 9 game against Chicago due to injury (torso) and missed the season finale on April 11 vs. Los Angeles. **PLAYOFFS:** Appeared in all six postseason games for Colorado, recording three points (0g/3a)...Finished second on the team in assists and tied for third in scoring...Made his Stanley Cup playoff debut in Game 1 of the WCQF at San Jose on April 14, tallying an assist for his first career playoff point...Collected two assists and was +2 in Game 2 at San Jose on April 16. **2008-09:** Finished third on the Brampton Battalion (OHL) with 79 points (31g/48a) in 57 games...Ranked second on the club in assists and was third in goals and plus/minus (+32)...Shared the team lead in both power-play tallies (12) and short-handed goals (4)...Added 26 points (14g/12a) in 21 playoff games as the Battalion advanced to the OHL Finals...Led the league with six game-winning goals in the postseason...Participated in the 2009 OHL All-Star Classic and the CHL Top Prospects Game...Voted the "Best Playmaker" and "Best Stickhandler" in the OHL's Eastern Conference Coaches Poll...Captured the Bobby Smith Trophy as the OHL's Scholastic Player of the Year...Was ranked No. 2 among North American skaters in NHL Central Scouting's final rankings for the 2009 Entry Draft. **2007-08:** Recorded 50 points (30g/20a) in 64 games during his first season with Brampton...Ranked second on the team in goals and fifth in points...Won a gold medal with Team Ontario at the 2008 World Under-17 Challenge, registering 10 points (4g/6a) in six contests.

INTERNATIONAL

Helped Canada win the gold medal at the 2014 Olympic Winter Games in Sochi, Russia...Skated in four of Canada's six games (0g/0a), including the semifinal and gold-medal game...Finished third among all tournament skaters in faceoff percentage (70.6%)...The 23-year old was the youngest member of the Canadian Olympic roster...Has represented Canada at four world championships (2010-11, 2013, 2015)...Helped his country win the gold medal at the 2015 IIHF World Championship held in the Czech Republic...Recorded 12 points (4g/8a) with a +10 plus/minus rating in 10 games for the Canadians...His 12 points tied him for third on the team and also third among all tournament scorers...Appeared in all eight games for Canada at the 2013 IIHF World Championship in Stockholm and Helsinki, finishing second on the team with four goals while adding one assist for five points...Totaled seven points (4g/3a) in seven games at the 2010 IIHF World Championship in Germany, finishing second on the team in goals and points (tied)...Led Canada with a +5 rating during that event...Won a gold medal as a member

AVALANCHE PLAYERS

of Team Canada at the 2008 IIHF World Under-18 Championship in Kazan, Russia, recording eight points (5g/3a) in seven games...Captained Canada's gold medal-winning team at the 2008 Under-18 Ivan Hlinka tournament in Slovakia, totaling five points (1g/4a) in four contests.

PERSONAL

Was a die-hard Avalanche fan growing up; memorabilia included Joe Sakic and Patrick Roy jerseys...Plays the guitar and is an avid fisherman...Lived with Adam Foote during each of his first two seasons...Matt's uncle, Newell Brown, is an assistant coach with the Arizona Coyotes...Newell was an assistant with the Ducks during their Stanley Cup championship season of 2006-07... Matt's father, Vince, backstopped the Ontario juvenile champion Minden Monarchs in 1984-85...Purchases tickets to every Avalanche home game, donating those tickets to numerous charity organizations...In conjunction with the NHL/NHLPA's Hockey Fights Cancer

Awareness Month, Matt co-hosted a hockey clinic that benefitted children who have or are impacted by cancer from Rocky Mountain Children's Health Foundation on Oct. 23, 2014 at Pepsi Center...On Dec. 3, 2013, Matt and Erik Johnson helped present 70 new bicycles and helmets to students from Emerald Elementary School in Broomfield, Colo., at a holiday party hosted by "A Precious Child"...During the 2013 National Salute to Veteran Patients Week, Matt visited the Denver VA Medical Center on Feb. 19 to visit military veterans who continue to fight personal battles of recuperation, pain and loneliness...Helps raise money for the Jessica Redfield Foundation, which funds scholarships to support upcoming young journalism students...Matt purchases and donates equipment for the giveSPORTS equipment drive at Pepsi Center each summer, and volunteered at the event in 2015....Participates in the Avalanche's Player Clinics, which included spending an evening with players from Colorado Special Hockey on Nov. 5, 2010.



MIKHAIL GRIGORENKO

POSITION: CENTER
HEIGHT: 6' 3"
WEIGHT: 209 LBS.
SHOOTS: LEFT
BORN: MAY 16, 1994
BIRTHPLACE: KHABAROVSK, RUSSIA

TRANSACTIONS

Buffalo's first choice (first round, 12th overall) in 2012 Entry Draft...Acquired by Colorado, along with Nikita Zadorov, J.T. Compher and a second-round pick (later traded to San Jose – San Jose selected Jeremy Roy) in the 2015 NHL Draft, in exchange for Jamie McGinn and Ryan O'Reilly, June 26, 2015.

CAREER HIGHS

Goals/Game: 2, Nov. 8, 2013 at Anaheim
Assists/Game: 1 (8x), last: March 30, 2015 at Arizona
Points/Game: 2, Nov. 8, 2013 at Anaheim
Point Streak: 2 games (3x), last: April 6-10, 2015
Goal Streak: 2 games, April 6-10, 2015
Assist Streak: 2 games, March 2-3, 2013
Shots/Game: 6, April 26, 2013 vs. NY Islanders
Ice Time/Game: 18:00, Dec. 21, 2014 at Boston
Plus/Minus: +2, April 23, 2013 at Pittsburgh
Consec. GP: 12 (2x), last: Dec. 16, 2014 - Jan. 9, 2015
Mult. Pt. Games: 1 total - 2 pts (1)
Career Shootouts: No attempts

2014-15 SEASON

Split the season between the Buffalo Sabres and their American Hockey League affiliate in Rochester... Appeared in 25 games for Buffalo, tallying six points (3g/3a)...Skated in 43 games for Rochester, where he finished tied for fifth on the team in scoring with 36 points (14g/24a)...Was recalled a total of six times throughout the 2014-15 season...Began the year in the AHL where he spent the first two months before being recalled by Buffalo on Dec. 15...Made his season debut for the Sabres on Dec. 16 at Winnipeg...Was

reassigned to Rochester on Dec. 17, recalled Dec. 20, reassigned Dec. 24 and recalled again Dec. 27...Was reassigned Jan. 10 and played the next two months with the Americans before being recalled on March 2... Was reassigned to Rochester on March 3, recalled on March 5 and reassigned March 7...Was recalled for the sixth and final time on March 20 and dressed in each of Buffalo's final 12 games to close out the regular season...Scored goals in back-to-back games for the first time in his career April 6-10.

CAREER

2013-14: Was a member of Buffalo's Opening Night roster and went on to dress in 18 games for the Sabres, notching three points (2g/1a)...Recorded his first career multi-point game with a pair of goals on Nov. 8 at Anaheim...Was loaned to the Russian national junior team to compete in the IIHF 2014 World Junior Championship from Dec. 26 to Jan. 5 in Sweden, where he helped his nation to a bronze medal...Joined the Quebec Remparts (QMJHL) after the tournament, making his season debut for them on Jan. 18 vs. Rouyn...Finished sixth on the Remparts in scoring with 39 points (15g/24a) despite playing only 23 games in the QMJHL...Averaged a team-best 1.70 points-per-game average...Also saw action in five postseason games for Quebec, co-leading the team with nine points (1g/8a)...Was assigned to Rochester on March 30 and appeared in nine regular season games (0g/4a) and five playoff contests (0g/0a) for the Americans.

2012-13: Spent the first half of the year with the Quebec Remparts (QMJHL) before joining the Sabres for the start of the shortened 2012-13 season...Made his NHL debut in Buffalo's season opener on Jan. 20 vs. Philadelphia...Scored his first NHL goal on Jan. 29 vs. Toronto, becoming the fifth-youngest player in Sabres history to score (18 years, 258 days)...Picked up his first career assist two nights later on Jan. 31 at Boston...Appeared in a total of 25 games for the Sabres, notching five points (1g/4a)...Was returned to Quebec on March 15...Led the Remparts with 30 goals and ranked third with 54 points despite playing only 33 of the team's 68 games... Added 14 points (5g/9a) in 11 QMJHL playoff games, leading the team in assists and points...Joined Rochester at the conclusion of Quebec's season where he appeared in two Calder Cup Playoff games. **2011-12:** In his first season with Quebec in 2011-12, Grigorenko was named to the QMJHL First All-Star Team, QMJHL All-Rookie Team and named the Canadian Major Junior Rookie of the Year...Led the Remparts with 40 goals and finished second with 85 points in 59 games...His 85 points ranked first among QMJHL rookies and eighth among all skaters, while his 40 goals also led all rookies and tied him for fifth in the league...He finished second among QMJHL rookies in assists (45)...Added 10 points (3g/7a) in 11 playoff games. **2010-11:** Registered 35 points (17g/18a) in 43 games for CSKA Jr. in Russia...Notched five points (1g/4a) in 10 playoff appearances.

AVALANCHE PLAYERS

INTERNATIONAL

Won medals for his country at three world junior championships: 2012 (silver), 2013 (bronze) and 2014 (bronze)...Recorded a team-high five goals and eight points (5g/3a) at the 2014 IIHF World Junior Championship in Sweden...Had five points (2g/3a) in six games at the 2012 event in Canada, and six points (2g/4a) in seven games as the host country in 2013... Also helped his nation to a bronze medal at the 2011 IIHF World Under-18 Championship in Germany, where he led the entire tournament in assists (14) and finished second in scoring with 18 points (4g/14a) in seven games...Represented his country at the 2009 Ivan Hlinka Memorial Tournament, where Russia finished second.

PERSONAL

Resides in Quebec City, Quebec during the offseason... Last name is pronounced *grih-gohr-EHN-koh*.

STATISTICS

SEASON	TEAM	LEAGUE	REGULAR SEASON										PLAYOFFS				
			GP	G	A	PTS	PIM	+/-	PP	SH	GW		GP	G	A	PTS	PIM
2010-11	CSKA Jr.	Russia-Jr	43	17	18	35	22	-	-	-	-		10	1	4	5	4
2011-12	Quebec	QMJHL	59	40	45	85	12	-	-	-	-		11	3	7	10	4
	Russia	WJC	6	2	3	5	0	-	-	-	-		-	-	-	-	-
2012-13	Quebec	QMJHL	33	30	24	54	8	-	-	-	-		11	5	9	14	0
	Buffalo	NHL	25	1	4	5	0	-1	0	0	0		-	-	-	-	-
	Rochester	AHL	-	-	-	-	-	-	-	-	-		2	0	0	0	0
	Russia	WJC	7	2	4	6	2	-	-	-	-		-	-	-	-	-
2013-14	Buffalo	NHL	18	2	1	3	2	-3	0	0	0		-	-	-	-	-
	Quebec	QMJHL	23	15	24	39	6	-	-	-	-		5	1	8	9	6
	Rochester	AHL	9	0	4	4	0	-	-	-	-		5	0	0	0	2
	Russia	WJC	7	5	3	8	0	-	-	-	-		-	-	-	-	-
2014-15	Rochester	AHL	43	14	22	36	27	-	-	-	-		-	-	-	-	-
	Buffalo	NHL	25	3	3	6	2	-10	1	0	0		-	-	-	-	-
NHL TOTALS			68	6	8	14	4	-14	1	0	0		-	-	-	-	-

VS. NHL

	GP	G	A	PTS	PIM		GP	G	A	PTS	PIM		GP	G	A	PTS	PIM
Anaheim	1	2	0	2	0	Detroit	3	0	1	1	0	Ottawa	5	0	0	0	0
Arizona	2	0	1	1	0	Edmonton	-	-	-	-	-	Philadelphia	2	0	0	0	0
Boston	4	0	1	1	0	Florida	4	0	0	0	2	Pittsburgh	3	0	0	0	0
Buffalo	-	-	-	-	-	Los Angeles	1	0	0	0	0	St. Louis	-	-	-	-	-
Calgary	-	-	-	-	-	Minnesota	1	0	0	0	0	San Jose	-	-	-	-	-
Carolina	5	1	0	1	0	Montreal	3	0	0	0	0	Tampa Bay	5	0	0	0	0
Chicago	2	0	0	0	0	Nashville	1	0	0	0	0	Toronto	3	1	0	1	2
Colorado	3	0	0	0	0	New Jersey	4	1	1	2	0	Vancouver	1	0	0	0	0
Columbus	1	1	0	1	0	NY Islanders	5	0	1	1	0	Washington	1	0	0	0	0
Dallas	2	0	2	2	0	NY Rangers	4	0	1	1	0	Winnipeg	2	0	0	0	0



NATE GUENIN

POSITION: DEFENSEMAN

HEIGHT: 6' 3"

WEIGHT: 207 LBS.

SHOOTS: RIGHT

BORN: DECEMBER 10, 1982

BIRTHPLACE: ALIQUIPPA, PA.

TRANSACTIONS

NY Rangers' third selection (fourth round, 127th overall) in 2002 Entry Draft...Signed by Philadelphia as a free agent, Aug. 16, 2006...Signed by Pittsburgh as a free agent, July 3, 2009...Acquired by St. Louis in exchange for Steve Wagner, Feb. 11, 2010...Signed by Columbus as a free agent, July 2, 2010...Acquired by Anaheim in exchange for Trevor Smith, Jan. 4, 2011...Signed by Colorado as a free agent, July 5, 2013.

CAREER HIGHS

Goals/Game: 1 (5x), last: Feb. 27, 2015 at Dallas

Assists/Game: 2 (2x), last: Feb. 27, 2015 at Dallas

Points/Game: 3, Feb. 27, 2015 at Dallas

Point Streak: 2 games (2x), last: Jan. 8-10, 2015

Goal Streak: None

Assist Streak: 2 games (2x), last: Jan. 8-10, 2015

Shots/Game: 3 (5x), last: Feb. 16, 2015 vs. Arizona

Ice Time/Game: 25:18, April 9, 2015 vs. Winnipeg

Plus/Minus: +3 (2x), last: Nov. 29, 2014 vs. Dallas

Consec. Games: 72 games, Oct. 30, 2014 - present

Mult. Pt Games: 2 total - 2 pts (1), 3 pts (1)

Career Shootouts: No attempts

2014-15 SEASON

Set career highs in games played (76), points (15), goals (2) and assists (13)...Led the Avalanche with 162 blocked shots...Recorded his first career three-point game with a goal and two assists on Feb. 27 at Dallas...Registered his first NHL fighting major on Feb. 22 vs. Tampa Bay and his second a week later on Feb. 28 vs. Minnesota...Logged a career-high 25:18 of ice time on April 9 vs. Winnipeg.

CAREER

2013-14: Appeared in 68 games for Colorado during his first full NHL season, tallying nine points (1g/8a) with a +3 plus/minus rating...Finished third on the Avalanche in blocked shots (128)...Ranked second on the club in short-handed ice time at 2:48 per game...Was nominated by the Colorado chapter of the Professional Hockey Writers' Association for the Bill Masterton Memorial Trophy (perseverance, sportsmanship and dedication to hockey)...Made his Avalanche debut in the season opener on Oct. 2 vs. Anaheim...It was his first NHL contest since March 21, 2012 when he was a member of the Ducks...Dressed in each of the first 32 games to begin the season...Recorded a club season-high seven blocked shots on Oct. 12 at Washington...Missed seven games due to an ankle injury, Jan. 6-18...Was placed on IR, Jan. 10 (retroactive to Jan. 4) and activated Jan. 21...Signed a two-year contract extension on Jan. 7...Scored his first goal as a member of the Avalanche on Feb. 28 vs. Phoenix, his first tally since March 19, 2012 at San Jose...Appeared in his 100th NHL game in the season finale on April 13 at Anaheim. **PLAYOFFS:** Appeared in all seven postseason contests for Colorado...Had a game-high eight hits in his Stanley Cup Playoff debut on April 17 vs. Minnesota...It was the most hits by an Avalanche player in a postseason game since Rob Blake had nine on May 9, 2006 vs. Anaheim...Picked up an assist in Game 7 vs. Minnesota on April 30 for his first career playoff point. **2012-13:** Spent the 2012-13 season with the Norfolk Admirals (AHL), tallying 24 points (4g/20a) in 66 games...Finished second among team defensemen in scoring. **2011-12:** Began the year on the Anaheim Ducks' roster and appeared in 15 NHL games, collecting two goals (2g/0a)...Scored his first NHL goal on Opening Night, Oct. 7 at Buffalo...Also appeared in 27 regular season games and four playoff contests for Syracuse (AHL). **2010-11:** Split the season between the Blue Jackets and Ducks organizations...Skated in 30 games for Springfield (AHL) and three with Columbus before being traded to Anaheim for Trevor Smith on Jan. 4...Finished out the season with Syracuse (AHL). **2009-10:** Split the year between the Penguins and Blues organizations...After appearing in 41 games for Wilkes-Barre/Scranton (AHL) and two games for Pittsburgh, Guenin was traded to St. Louis for Steve Wagner on Feb. 11...Appeared in 27 games with Peoria (AHL) after joining the Blues. **2008-09:** Spent his third straight season with the Philadelphia Phantoms (AHL) but also played one game for the Flyers. **2007-08:** Began the year on the Flyers' roster but spent most of the season with the Philadelphia Phantoms...Dressed in two games for the Flyers...Ranked second on the Phantoms with 146 penalty minutes. **2006-07:** Made his NHL debut on Jan. 18 vs. NY Islanders...Recorded his first two career points with a pair of assists on March 31 vs. NY Rangers. **2005-06:** Capped off his four-year career at Ohio State University (CCHA) with 11 points (0g/11a) in 39 games as a senior. **2004-05:** Was named to the CCHA Second All-Star Team as a junior at Ohio State. **Other:** Prior to enrolling at Ohio State in 2002, Guenin spent

AVALANCHE PLAYERS

two seasons with the Green Bay Gamblers of the United States Hockey League...Was named to the 2001 USHL All-Rookie Team in his first season at Green Bay.

PERSONAL

Nate and his girlfriend, Megan, reside in Dublin, Ohio... Last name is pronounced *GEH-nih-n*.

STATISTICS

SEASON	TEAM	LEAGUE	GP	G	REGULAR SEASON							PLAYOFFS				
					A	PTS	PIM	+/-	PP	SH	GW	GP	G	A	PTS	PIM
2000-01	Green Bay	USHL	54	2	11	13	70	-	-	-	-	4	1	1	2	6
2001-02	Green Bay	USHL	56	4	11	15	150	-	-	-	-	7	3	3	6	10
2002-03	Ohio State	CCHA	42	2	9	11	75	-	-	-	-	-	-	-	-	-
2003-04	Ohio State	CCHA	29	2	15	17	92	-	-	-	-	-	-	-	-	-
2004-05	Ohio State	CCHA	41	2	12	14	136	-	-	-	-	-	-	-	-	-
2005-06	Ohio State	CCHA	39	0	11	11	87	-	-	-	-	-	-	-	-	-
2006-07	Philadelphia	AHL	68	3	9	12	92	-	-	-	-	-	-	-	-	-
2007-08	Philadelphia	NHL	9	0	2	2	4	0	0	0	0	-	-	-	-	-
	Philadelphia	NHL	2	0	0	0	2	+2	0	0	0	-	-	-	-	-
2008-09	Philadelphia	AHL	77	4	13	17	146	-	-	-	-	12	0	1	1	18
	Philadelphia	AHL	62	0	14	14	95	-	-	-	-	4	0	0	0	10
2009-10	Philadelphia	NHL	1	0	0	0	0	0	0	0	0	-	-	-	-	-
	Wilkes-Barre	AHL	41	3	2	5	63	-	-	-	-	-	-	-	-	-
2010-11	Pittsburgh	NHL	2	0	0	0	0	-2	0	0	0	-	-	-	-	-
	Peoria	AHL	27	2	11	13	35	-	-	-	-	-	-	-	-	-
2011-12	Springfield	AHL	30	0	5	5	21	-	-	-	-	-	-	-	-	-
	Columbus	NHL	3	0	0	0	2	-3	0	0	0	-	-	-	-	-
2012-13	Syracuse	AHL	43	2	10	12	44	-	-	-	-	-	-	-	-	-
	Anaheim	NHL	15	2	0	2	6	+6	0	0	1	-	-	-	-	-
2013-14	Syracuse	AHL	27	0	5	5	16	-	-	-	-	4	0	0	0	14
	Norfolk	AHL	66	4	20	24	38	-	-	-	-	-	-	-	-	-
2013-14	Colorado	NHL	68	1	8	9	46	+3	0	0	0	7	0	1	1	4
2014-15	Colorado	NHL	76	2	13	15	32	-1	0	0	0	-	-	-	-	-
NHL TOTALS			176	5	23	28	92	+5	0	0	1	7	0	1	1	4

VS. NHL

	GP	G	A	PTS	PIM		GP	G	A	PTS	PIM		GP	G	A	PTS	PIM
Anaheim	8	0	2	2	4	Detroit	4	0	0	0	2	Ottawa	4	0	1	1	2
Arizona	6	1	0	1	2	Edmonton	6	0	1	1	0	Philadelphia	5	1	0	1	4
Boston	3	0	0	0	0	Florida	2	0	1	1	4	Pittsburgh	4	0	0	0	4
Buffalo	5	1	0	1	2	Los Angeles	7	0	0	0	0	St. Louis	11	0	2	2	10
Calgary	6	0	1	1	6	Minnesota	9	0	1	1	17	San Jose	6	1	0	1	2
Carolina	4	0	0	0	0	Montreal	6	0	1	1	6	Tampa Bay	5	0	0	0	5
Chicago	10	0	0	0	2	Nashville	9	0	1	1	4	Toronto	5	0	0	0	4
Colorado	2	0	0	0	0	New Jersey	7	0	0	0	2	Vancouver	5	0	0	0	0
Columbus	3	0	1	1	2	NY Islanders	4	0	0	0	0	Washington	5	0	0	0	2
Dallas	9	1	6	7	2	NY Rangers	6	0	2	2	0	Winnipeg	10	0	3	3	4



NICK HOLDEN

POSITION: DEFENSEMAN

HEIGHT: 6' 4"

WEIGHT: 210 LBS.

SHOOTS: LEFT

BORN: MAY 15, 1987

BIRTHPLACE: ST. ALBERT, ALBERTA

TRANSACTIONS

Signed by Columbus as a free agent, March 28, 2008...

Signed by Colorado as a free agent, July 5, 2013.

CAREER HIGHS

Goals/Game: 2 (2x), last: March 2, 2014 vs. Tampa Bay

Assists/Game: 1 (24x), last: Feb. 28, 2015 vs. Minnesota

Points/Game: 3, Jan. 18, 2014 at Nashville

Point Streak: 2 games (7x), last: Jan. 21-27, 2015

Goal Streak: None

Assist Streak: 2 games (4x), last: Oct. 21-24, 2014

Shots/Game: 5, Jan. 18, 2014 at Nashville

Ice Time/Game: 28:08, April 9, 2015 vs. Winnipeg

Plus/Minus: +2 (10x), last: March 28, 2015 vs. Buffalo

Consec. Games: 49, March 10 - Dec. 18, 2014

Mult. Pt Games: 2 total - 2 pts (1), 3 pts (1)

Career Shootouts: No attempts

2014-15 SEASON

Appeared in a career-high 78 games, tallying 14 points (5g/9a)...Finished tied for first among Colorado defensemen with two game-winning goals...Ranked fifth on the team in blocked shots (96) and hits (156)...

Appeared in his 100th NHL game on Jan. 12 at Washington...Logged a career-high 28:08 of ice time on April 9 vs. Winnipeg...Signed a three-year extension prior to the season on July 1, 2014.

CAREER

2013-14: Finished second among Avalanche defensemen with 10 goals while appearing in 54 games during his first full NHL season...Ranked fourth among Colorado D-men in points (25) and assists (15)...His

+12 plus/minus rating finished second among Avs defensemen and fifth overall on the team...Made his Avalanche debut on Nov. 1 at Dallas...Scored his first NHL goal, the game winner, on Nov. 10 vs. Washington...Tallied his first career assist on Nov. 14 at St. Louis...Missed the Jan. 11th contest at Minnesota for the birth of his son, Carter (born that day Jan. 11)...Set career highs with two goals, three points and nine hits on Jan. 18 at Nashville...Was the first NHL defenseman to record three points and nine hits in a game since Jiri Slegel for Atlanta on Feb. 13, 2001 vs. Buffalo...Holden's nine hits were the most-ever by an Avalanche defenseman...Was the first Avs defenseman to have two goals and three points in a game since John-Michael Liles on Nov. 15, 2010 vs. St. Louis...Recorded his second multi-goal game on March 2 vs. Tampa Bay. **PLAYOFFS:** Led all Avalanche defensemen with three goals and four points (3g/1a) in seven games during the postseason...Was the first Colorado defender to score three goals in a single playoff series since Rob Blake tallied five in the 2002 Western Conference Semifinal against Los Angeles...Holden's three goals tied Jack Johnson for the most by an NHL blueliner in the first round of the 2014 playoffs...Had a team-high 25 hits during the postseason...Made his Stanley Cup Playoff debut in Game 1 of the first-round series against Minnesota on April 17 at Pepsi Center...Notched his first career postseason point with an assist in Game 2 on April 19...Scored his first career playoff goal in Game 5 vs. Minnesota on April 26...Tallied a goal in each of Colorado's last three playoff games, April 26-30, the first Avalanche defenseman to score in three straight postseason contests since Blake from May 4-8, 2002. **2012-13:** Appeared in two games for the Columbus Blue Jackets (0g/0a) and 73 contests with their AHL affiliate in Springfield, where he led all team defensemen with nine goals and 39 points...Set a Falcons single-season franchise record with a +24 plus/minus rating...Was recalled by Columbus on Feb. 3 and made his season debut on Feb. 5 vs. Los Angeles, his first NHL game since Oct. 30, 2010...Was reassigned to Springfield on Feb. 12...Went on to dress in eight playoff games for the Falcons, tallying three assists...Named Springfield's IOA/American Specialty AHL Man of the Year Award winner. **2011-12:** Was limited to 25 games with Springfield (AHL) after suffering a shoulder injury on Jan. 13 vs. Portland. **2010-11:** Made his NHL debut on Oct. 20 vs. Anaheim and wound up appearing in five games for the Blue Jackets...Finished with 25 points (4g/21a) in 67 games with the AHL's Springfield Falcons. **2009-10:** Recorded 23 points (6g/17a) in 68 games with Syracuse of the AHL. **2008-09:** Spent his first full professional season with the Syracuse Crunch (AHL), registering 22 points (4g/18a) in 61 games. **2007-08:** Led all Western Hockey League defensemen in goals (22) and finished third in points (60) during his final season with the Chilliwack Bruins...Served as Chilliwack's team captain...Added four points (1g/3a) in four postseason games...Signed with Columbus as a free agent on March 28, 2008. **2006-07:** Led all Chilliwack defensemen with 31 points, eight goals and

AVALANCHE PLAYERS

23 assists in his first season in the WHL...Chipped in with a goal and one assist in five playoff contests.

PERSONAL

Nick and his wife, Angela have two children: Parker and Carter...Purchases tickets to every Avalanche home game, donating those tickets to numerous charity

organizations...Actively participates in the Avalanche's "Team Fit" program, which teaches kids about nutrition and exercizing.

STATISTICS

SEASON	TEAM	LEAGUE	REGULAR SEASON										PLAYOFFS				
			GP	G	A	PTS	PIM	+/-	PP	SH	GW		GP	G	A	PTS	PIM
2006-07	Chilliwack	WHL	67	8	23	31	62	-	-	-	-		5	1	1	2	6
2007-08	Chilliwack	WHL	70	22	38	60	54	+5	14	0	-		4	1	3	4	0
	Syracuse	AHL	1	0	0	0	2	+1	0	0	-		-	-	-	-	-
2008-09	Syracuse	AHL	61	4	18	22	46	-11	2	0	2		-	-	-	-	-
2009-10	Syracuse	AHL	68	6	17	23	52	-9	1	1	0		-	-	-	-	-
2010-11	Springfield	AHL	67	4	21	25	63	+2	0	0	0		-	-	-	-	-
	Columbus	NHL	5	0	0	0	0	0	0	0	0		-	-	-	-	-
2011-12	Springfield	AHL	25	3	6	9	14	-2	2	0	1		-	-	-	-	-
2012-13	Springfield	AHL	73	9	30	39	58	+24	4	1	3		8	0	3	3	6
	Columbus	NHL	2	0	0	0	0	+1	0	0	0		-	-	-	-	-
2013-14	Colorado	NHL	54	10	15	25	22	+12	2	0	2		7	3	1	4	8
2014-15	Colorado	NHL	78	5	9	14	28	-11	2	0	2		-	-	-	-	-
NHL TOTALS			139	15	24	39	50	+2	4	0	4		7	3	1	4	8

VS. NHL

	GP	G	A	PTS	PIM		GP	G	A	PTS	PIM		GP	G	A	PTS	PIM
Anaheim	6	0	2	2	2	Detroit	2	0	0	0	2	Ottawa	4	1	2	3	4
Arizona	5	1	0	1	2	Edmonton	6	1	0	1	2	Philadelphia	5	0	1	1	0
Boston	3	0	1	1	0	Florida	4	1	1	2	2	Pittsburgh	3	0	1	1	0
Buffalo	2	0	0	0	4	Los Angeles	5	0	1	1	2	St. Louis	6	1	2	3	2
Calgary	7	1	0	1	4	Minnesota	6	0	1	1	2	San Jose	5	0	1	1	2
Carolina	3	0	0	0	0	Montreal	3	0	0	0	0	Tampa Bay	4	2	0	2	0
Chicago	9	0	2	2	2	Nashville	7	4	1	5	2	Toronto	3	1	1	2	2
Colorado	1	0	0	0	0	New Jersey	4	0	0	0	0	Vancouver	6	0	2	2	4
Columbus	3	0	1	1	0	NY Islanders	4	0	1	1	4	Washington	3	1	0	1	2
Dallas	8	0	2	2	2	NY Rangers	4	0	0	0	0	Winnipeg	8	1	1	2	2

#2 NICK HOLDEN



JAROME IGINLA

POSITION: RIGHT WING
HEIGHT: 6' 1"
WEIGHT: 210 LBS.
SHOOTS: RIGHT
BORN: JULY 1, 1977
BIRTHPLACE: EDMONTON, ALBERTA

TRANSACTIONS

Dallas' first choice (first round, 11th overall) in 1995 Entry Draft...Acquired by Calgary, along with Corey Millen, in exchange for Joe Nieuwendyk, Dec. 19, 1995...Acquired by Pittsburgh in exchange for Kenny Agostino, Ben Hanowski and a first-round pick (Morgan Klimchuk) in 2013 NHL Draft, March 28, 2013...Signed by Boston as a free agent, July 5, 2013...Signed by Colorado as a free agent, July 1, 2014.

CAREER HIGHS

Goals/Game: 4, Feb. 23, 2003 at Phoenix
Assists/Game: 3 (17x), last: March 28, 2015 vs. Buffalo
Points/Game: 5 (2x), last: March 1, 2009 vs. Tampa Bay
Point Streak: 16 games, Jan. 29 - March 5, 2000
Goal Streak: 6 games (3x), last: March 4-15, 2012
Assist Streak: 6 games, Oct. 22 - Nov. 3, 2001
Shots/Game: 10 (4x), last: March 15, 2007 at Dallas
Ice Time/Game: 29:40, March 23, 2002 at Edmonton
Plus/Minus: +4 (6x), last: Jan. 28, 2014 vs. Florida
Consec. Games: 441, Oct. 4, 2007 - March 26, 2013
Mult. Pt Games: 315 total - 2 pts (222), 3 pts (72), 4 pts (19), 5 pts (2)

Career Hat Tricks: 12, last: April 6, 2011 vs. Edmonton
Career Shootouts: 12-45 (26.7%), 7 GDG

CAREER SUMMARY

Is entering his 19th NHL season...Spent his first 15-plus seasons with Calgary before joining Pittsburgh at the end of the 2012-13 campaign, Boston in 2013-14 and Colorado last year...Has amassed 589 goals and 1,226 career points in 1,392 regular season games...He enters the 2015-16 campaign needing just 11 goals to become the 19th player in NHL history to score 600

career goals...Iginla's 589 tallies rank 19th all-time and second among active players behind Jaromir Jagr (722)...Jarome's 1,226 career points rank 40th on the all-time scoring list and trail only Jagr (1,802) and Joe Thornton (1,259) among active players...Has appeared in 1,392 career games, third among active players and 37th all time...Ranks second among current players with 177 career power-play goals, one behind Michel Goulet for 27th all time...Has twice finished runner-up for the Hart Trophy (2002, 2004), which included finishing second in the closest voting ever in 2001-02...Won the Maurice "Rocket" Richard Trophy as the NHL's leading goal scorer in both 2002 and 2004...Captured the 2002 Art Ross Trophy as the league's scoring leader...Also won the 2002 Lester B. Pearson Award (NHLPA MVP) as voted by the players...Was named to the NHL's First All-Star Team in 2001-02, 2007-08 and 2008-09, and the NHL's Second All-Star Team in 2003-04...Was selected to the NHL All-Rookie Team and was a finalist for the Calder Trophy in 1996-97...Won the 2004 NHL Foundation Player Award (community service) and 2004 King Clancy Memorial Trophy (leadership and humanitarian contribution in his community)...Was the recipient of the 2009 Mark Messier NHL Leadership Award...The right winger has played in six All-Star Games (2002-04, 2008-09, 2012)...Led the Flames in scoring for 11 consecutive seasons from 2000-12, which is an NHL record for a player with one team...Has surpassed the 20-goal mark in 16 different seasons, second among active players behind Jagr (18)...Has 12 career 30-goal campaigns and has appeared in all 82 games 10 different times (including five straight seasons from 2007-12)...Has 12 career hat tricks, including one four-goal effort, and 10 career "Gordie Howe hat tricks"...Has twice been named one of the NHL's Three Stars of the Month (Nov. 2009, March 2014) and has been selected as one of the Three Stars of the Week five times (last: Feb. 3-9, 2014)...Has appeared in 81 career playoff games, registering 37 goals and 31 assists for 68 points...Helped lead Calgary to the 2004 Stanley Cup Final...Internationally, Iginla won a gold medal with Team Canada at both the 2002 Olympic Winter Games in Salt Lake City and the 2010 Olympics in Vancouver...He also represented Canada at the 2006 Olympics in Torino, Italy.

2014-15 SEASON

Led the Avalanche with 29 goals and shared the team lead with 59 points, becoming the oldest player in franchise history to lead the team in either category (37 years, 284 days)...He was nine days older than Joe Sakic was when he led the club with 36 goals and 100 points at the age of 37 years, 275 days in 2006-07...Led the Avs in power-play goals (8-tied), even-strength tallies (21) and multi-goal games (4)...His 29 goals were the most by an Avalanche player since 2007-08 (Milan Hejduk 29)...Scored 19 of his 29 goals at home...Appeared in all 82 games for the 10th time in his career...Reached the 20-goal mark for the 16th time in his career, as only Jaromir Jagr (18) has more

AVALANCHE PLAYERS

20-goal seasons among active players...Iginla is the 20th player in league history to reach that plateau in 16 different campaigns...The A's were 19-4-2 when Iginla scored a goal...Finished the season ranked 19th all-time in goals (589), 40th in points (1,226) and 37th in games played (1,392)...He moved from 50th to 40th on the all-time points list, passing Bobby Hull, Sergei Fedorov, Rod Brind'Amour, Dino Ciccarelli, Vincent Damphousse, Bernie Nicholls, Bobby Clarke, Larry Murphy, Jeremy Roenick and Jean Beliveau...Iginla climbed from 24th to 19th on the all-time goals list, passing Guy Lafleur, Mike Modano, Mats Sundin, Joe Nieuwendyk, Mike Bossy and Mark Recchi...Tied his career high with three assists on Dec. 20 at Buffalo and again on March 28 vs. Buffalo...Scored 30 seconds

into the first period on Jan. 4 vs. Columbus, the fastest goal to begin a game by an Avalanche player in 2014-15...Recorded his 1,200th career point on Jan 30 vs. Nashville, becoming the 47th player in NHL history to reach that milestone...Scored his 174th career power-play goal on March 7 at Columbus, passing Ray Bourque (173) for 28th place on the all-time list...Tied his career high with two power-play goals in the season finale on April 11 vs. Chicago.

CAREER

2013-14: Recorded 30 goals and 31 assists for 61 points in 78 games for the Boston Bruins...His 30 goals tied Patrice Bergeron for the team lead, while his 61 points finished third...It marked his 12th career 30-goal

STATISTICS

SEASON	TEAM	LEAGUE	GP	G	REGULAR SEASON							PLAYOFFS				
					A	PTS	PIM	+/-	PP	SH	GW	GP	G	A	PTS	PIM
1991-92	St. Albert	AMHL	36	26	30	56	22	-	-	-	-	-	-	-	-	-
1992-93	St. Albert	AMHL	36	34	53	87	20	-	-	-	-	-	-	-	-	-
1993-94	Kamloops	WHL	48	6	23	29	33	-	-	-	-	19	3	6	9	10
1994-95	Kamloops	WHL	72	33	38	71	111	-	-	-	-	21	7	11	18	34
1995-96	Kamloops	WHL	63	63	73	136	120	-	-	-	-	16	16	13	29	44
	Calgary	NHL	-	-	-	-	-	-	-	-	-	2	1	1	2	0
	Canada	WJC	6	5	7	12	4	-	-	-	-	-	-	-	-	-
1996-97	Calgary	NHL	82	21	29	50	37	-4	8	1	3	-	-	-	-	-
	Canada	WC	11	2	3	5	2	-	-	-	-	-	-	-	-	-
1997-98	Calgary	NHL	70	13	19	32	29	-10	0	2	1	-	-	-	-	-
1998-99	Calgary	NHL	82	28	23	51	58	+1	7	0	4	-	-	-	-	-
1999-00	Calgary	NHL	77	29	34	63	26	0	12	0	4	-	-	-	-	-
2000-01	Calgary	NHL	77	31	40	71	62	-2	10	0	4	-	-	-	-	-
2001-02	Calgary	NHL	82	52	44	96	77	+27	16	1	7	-	-	-	-	-
	Canada	Olympics	6	3	1	4	0	-	-	-	-	-	-	-	-	-
2002-03	Calgary	NHL	75	35	32	67	49	-10	11	3	6	-	-	-	-	-
2003-04	Calgary	NHL	81	41	32	73	84	+21	8	4	10	26	13	9	22	45
2004-05	Canada	W-Cup	6	2	1	3	2	-	-	-	-	-	-	-	-	-
2005-06	Calgary	NHL	82	35	32	67	86	+5	17	1	6	7	5	3	8	11
	Canada	Olympics	6	2	1	3	4	-	-	-	-	-	-	-	-	-
2006-07	Calgary	NHL	70	39	55	94	40	+12	13	1	7	6	2	2	4	12
2007-08	Calgary	NHL	82	50	48	98	83	+27	15	0	9	7	4	5	9	2
2008-09	Calgary	NHL	82	35	54	89	37	-2	10	0	4	6	3	1	4	0
2009-10	Calgary	NHL	82	32	37	69	58	-2	10	0	5	-	-	-	-	-
	Canada	Olympics	7	5	2	7	0	-	-	-	-	-	-	-	-	-
2010-11	Calgary	NHL	82	43	43	86	40	0	14	0	6	-	-	-	-	-
2011-12	Calgary	NHL	82	32	35	67	43	-10	8	0	5	-	-	-	-	-
2012-13	Calgary	NHL	31	9	13	22	22	-7	2	0	2	-	-	-	-	-
	Pittsburgh	NHL	13	5	6	11	9	+2	4	0	1	15	4	8	12	16
2013-14	Boston	NHL	78	30	31	61	47	+34	4	0	8	12	5	2	7	12
2014-15	Colorado	NHL	82	29	30	59	42	0	8	0	2	-	-	-	-	-
NHL TOTALS			1392	589	637	1226	929	+82	177	13	94	81	37	31	68	98

VS. NHL

	GP	G	A	PTS	PIM		GP	G	A	PTS	PIM		GP	G	A	PTS	PIM
Anaheim	67	29	32	61	68	Detroit	67	22	34	56	68	Ottawa	30	12	9	21	10
Arizona	66	38	26	64	49	Edmonton	94	37	50	87	84	Philadelphia	22	10	11	21	27
Boston	21	8	8	16	9	Florida	27	11	11	22	13	Pittsburgh	23	9	6	15	12
Buffalo	27	8	14	22	6	Los Angeles	67	29	31	60	46	St. Louis	69	29	44	73	41
Calgary	5	0	3	3	0	Minnesota	76	37	32	69	17	San Jose	67	27	24	51	39
Carolina	23	14	12	26	19	Montreal	34	12	16	28	18	Tampa Bay	25	14	9	23	25
Chicago	67	26	26	52	25	Nashville	57	36	25	61	21	Toronto	40	16	19	35	25
Colorado	93	37	41	78	81	New Jersey	22	9	12	21	11	Vancouver	94	32	48	80	89
Columbus	51	26	28	54	38	NY Islanders	23	8	9	17	9	Washington	23	8	11	19	5
Dallas	67	19	22	41	64	NY Rangers	25	14	10	24	6	Winnipeg	20	12	14	26	4

campaign...Finished tied for fourth in the NHL in plus/minus (+34) and tied for seventh in game-winning goals (8)...His +34 rating was a career best...Was named the NHL's First Star for the month of March after leading all players with 13 goals (13g/4a) in 17 games...Appeared in his 1,300th career game on March 17 vs. Minnesota...Passed Johnny Bucyk for sole possession of 25th place on the NHL's all-time goals list (558) with a pair of tallies on March 22 at Phoenix...Scored twice on March 29 at Washington to tie Guy Lafleur (560) for 24th place on the NHL's all-time goals list...Named the NHL's Third Star of the Week for Feb. 3-9 and March 17-23. **PLAYOFFS:** Led the Bruins with five goals while appearing in all 12 postseason games...Finished tied for third on the club in points (7) and shared the team lead in power-play goals (2) and game winners (2)...Scored his first career playoff overtime goal in Game 4 of the first round series at Detroit on April 24. **2012-13:** Had 33 points (14g/19a) in 44 combined games for Calgary and Pittsburgh...Appeared in 31 games for the Flames (9g/13a) before being traded to the Penguins on March 28...Had 11 points (5g/6a) in 13 games with the Pens...Took an unsuccessful penalty shot against Detroit's Jimmy Howard on Feb. 5...Played his 1,200th NHL game on Feb. 15 vs. St. Louis and recorded his 1,100th NHL point with a goal on April 17 vs. Montreal...Saw his ironman streak snapped at 454 consecutive games played (441 regular season) when he did not dress on March 27 vs. Columbus pending his trade...It was his first game missed since the final contest of the 2006-07 season. **PLAYOFFS:** Appeared in all 15 postseason games for Pittsburgh and finished fourth on the team in scoring with 12 points (4g/8a). **2011-12:** Won the Calgary Flames scoring title for the 11th straight season, which is an NHL record for a player with one team...Appeared in all 82 games for the fifth straight campaign...Scored his 500th goal on Jan. 7 vs. Minnesota, becoming the 42nd player in NHL history to reach that milestone. **2010-11:** Led the Flames in goals (43) and points (86), which ranked third and sixth in the NHL respectively...Potted his 11th and 12th career hat tricks on Nov. 19 vs. Chicago and April 6 vs. Edmonton...Took two penalty shots, stopped by Toronto's Jonas Gustavsson on Dec. 16 and scored on Nashville's Pekka Rinne on March 6...That penalty-shot goal was his 30th tally of the season, as he became the 10th player in NHL history to have 10 consecutive 30+ goal seasons...Registered his 1,000th NHL point on April 1 at St. Louis...Recorded his 500th NHL assist on Jan. 11 at Carolina and played his 1,100th career game on March 23 at San Jose. **2009-10:** Led the Flames in goals (32) and points (69) while appearing in all 82 games...Recorded his ninth and 10th career hat tricks on Nov. 21 at Los Angeles and March 7 at Minnesota...Played his 1,000th NHL game on Feb. 5 at Florida...Picked up his 900th NHL point on Jan. 30 vs. Edmonton. **2008-09:** Was named to the NHL's First All-Star Team for the second straight year...Led Calgary with 89 points (35g/54a) in 82 games, ranking him eighth in the league in scoring...Passed Theo Fleury (830 points) as the Flames' all-time scoring leader on March 1, tallying five points, including his 400th career goal, in an 8-6 loss to

the Lightning at the Saddledome...The five points tied his personal high set earlier in the year on Dec. 31 vs. Edmonton...Picked up his eighth career hat trick on Oct. 23 in Nashville...Appeared in his 900th NHL game on Jan. 6 vs. San Jose, recorded his 400th NHL assist on Nov. 20 at Colorado and registered his 800th career point with an assist Dec. 19 vs. Chicago. **PLAYOFFS:** Tallied four points (3g/1a) in six playoff games, sharing the team lead in goals. **2007-08:** Was a finalist for the Hart Trophy and was named to the NHL's First All-Star Team...Finished third in league scoring with a career-high 98 points (50g/48a)...Led the club in goals and points for the seventh straight season and in assists for the first time...Surpassed the 50-goal mark for the second time in his career...Picked up his sixth and seventh career hat tricks on Dec. 13 at Tampa Bay and March 22 vs. Minnesota...Appeared in his 800th NHL game Nov. 22 vs. Chicago and became the franchise all-time leader in games played with his 804th contest as a Flame on Nov. 29 vs. Anaheim...Recorded his 700th NHL point on Dec. 1 vs. Columbus...Scored his 365th goal as a Flame on March 10 vs. St. Louis, giving him the club's all-time lead in that category as well. **PLAYOFFS:** Led Calgary in goals (4), assists (5) and points (9) while appearing in all seven postseason contests...Had multiple points in four of the seven outings. **2006-07:** Led the club in goals (39) and points (94) for the sixth straight season...Posted his fifth NHL hat trick on March 29 at Minnesota...Took an unsuccessful penalty shot on Edmonton's Dwayne Roloson on Oct. 5...Tied a club record with 10 shots on March 15 at Dallas...Scored his 300th NHL goal and 600th NHL point on Dec. 7 at Minnesota...Missed 12 games with a knee injury. **PLAYOFFS:** Had four points (2g/2a) in six postseason contests. **2005-06:** Led the club in goals (35) and points (67) for the fifth straight season...Scored a penalty shot goal against Phoenix's Curtis Joseph on Nov. 10...Played his 700th NHL game on April 1 at Edmonton. **PLAYOFFS:** Led the Flames with five goals and eight points (5g/3a) while appearing in all seven playoff contests...Had a five-game playoff point streak from April 21-29. **2004-05:** Did not play. **2003-04:** Was named the 18th captain in franchise history prior to the season and helped lead Calgary to the Stanley Cup Final...Captured his second Rocket Richard Trophy, sharing the goal-scoring title with Ilya Kovalchuk and Rick Nash at 41 goals...Was the runner-up for the Hart Trophy for the second time in three years...Named to the NHL's Second All-Star Team...Led the Flames with 73 points...Shared the league lead with 10 game-winning goals...Had his fourth career hat trick on Feb. 3 vs. Los Angeles...Stopped by Vancouver's Alex Auld on a penalty shot attempt on Jan. 3...Recorded his 500th NHL point with a pair of assists on March 27 vs. Los Angeles...Played his 600th NHL game on Feb. 11 at Vancouver. **PLAYOFFS:** Helped the Flames advance to the Stanley Cup Final, where they fell to the Lightning in seven games...Led the NHL in playoff goals with 13, and finished third in playoff scoring with 22 points in 26 games...Had two short-handed goals, tied for the league high...Strung together a six-game playoff point streak from April 27 to May

AVALANCHE PLAYERS

11...Recorded a Gordie Howe hat trick in Game 3 of the Stanley Cup Final on May 29 in Calgary...Finished with five points (3g/2a) in the series against Tampa. **2002-03:** Led the club in both goals (35) and points (67) for the third straight season...Scored a career-high four-goals on Feb. 23 at Phoenix...The four-goal effort included an even strength, power play, shorthanded and empty net score...Played in his 500th NHL game on Dec. 23 at Minnesota, scored his 200th NHL goal Dec. 29 vs. Anaheim and his 400th NHL point was a goal on Feb. 6 vs. Chicago...Missed seven games to injury. **2001-02:** Was named to the NHL's First All-Star Team and finished runner-up for the Hart Trophy in the closest voting ever...Iginla and Jose Theodore tied in total voting but Theodore won the tie-breaker on the basis of more first-place votes (26 to 23)...Won the Art Ross Trophy as the NHL's leading scorer with 96 points, and also captured the Rocket Richard Trophy with a league-high and career-best 52 goals...Won the Lester B. Pearson Award (NHLPA MVP) as voted by the players...Finished second in the league with a career-high 16 power-play goals...Had five straight multi-point games from Feb. 28 to March 7 (6g/6a)...Tallied his first career hat trick in a four-point night on March 4 at NY Rangers...Had a 15-game point streak from Oct. 18 to Nov. 22 (18g/13a)...Took his first two career penalty shots, unsuccessful vs. Anaheim's Jean-Sebastien Giguere on Dec. 8 and vs. Toronto's Curtis Joseph on Jan. 22...Played his 400th NHL game Oct. 27 vs. Minnesota and recorded his 300th NHL point with a pair of goals on Nov. 17 vs. St. Louis. **2000-01:** Led the Flames in scoring for the first time with 71 points, and also led the club in goals with his first 30-goal campaign (31)...Scored his 100th NHL goal Dec. 9 vs. Carolina...Gathered his 200th NHL point with a goal Oct. 12 vs. Columbus...Missed five games to injury. **1999-00:** Finished second on the Flames in goals (29) and points (63)...Had a career-best 16-game point streak from Jan. 29 to March 5 (12g/14a)...Skated in his 300th NHL game on March 11 at Los Angeles. **1998-99:** Was the only Flame to appear in all 82 games and led the team with 28 goals...Played his 200th NHL game on Jan. 30 vs. St. Louis and recorded his 100th NHL point with a goal on Dec. 3 vs. Tampa Bay. **1997-98:** Totaled 32 points (13g/19a) in 70 contests...Played his 100th NHL game on Nov. 9 at Detroit. **1996-97:** Was named to the NHL All-Rookie Team and was a finalist for the Calder Trophy (finished second in voting)...Led all NHL rookies in scoring with 50 points (21g/29a) while appearing in all 82 games...Was one of three Calgary players to dress in every game...Scored his first NHL goal in his first career regular-season game, Oct. 5 at Vancouver...Picked up his first career assist on Oct. 14 at NY Rangers...Began the season wearing #24 but switched to his current #12 on Jan. 2. **1995-96:** PLAYOFFS: Joined the Flames at the conclusion of his junior season and appeared in two playoff games for

Calgary...Had an assist in his first career playoff game on April 21 vs. Chicago (Game 3, WCQF)...Scored his first postseason goal in his second game on April 23 vs. Chicago (Game 4)...Prior to joining Calgary, was named to the Canadian Major Junior First All-Star Team, the WHL West First All-Star Team and was named the WHL Player of the Year in his final season with Kamloops...Finished fourth in league scoring with 136 points (63g/73a) while adding 120 penalty minutes in 63 games...Recorded 29 points (16g/13a) in 16 playoff contests for the Blazers. **1994-95:** Helped lead Kamloops to its second consecutive Memorial Cup championship...Had six points (4g/2a) in four games during the tournament, which was held in Kamloops...Captured the George Parsons Trophy as the Memorial Cup's "Most Sportsmanlike Player." **1993-94:** Helped Kamloops win the WHL championship and Memorial Cup title in his first major junior season.

INTERNATIONAL

Has represented Canada in three Olympics (2002, 2006, 2010), helping Canada to a pair of Olympic gold medals (2002, 2010)...Had four points (3g/1a) in six games during the 2002 Olympics in Salt Lake City, which included two goals and an assist in the gold-medal game against the United States on Feb. 24...Led Team Canada with five goals and finished tied for second with seven points in seven games at the 2010 Olympics in Vancouver...Assisted on Sidney Crosby's overtime winner in the gold-medal game...Played for Canada in the 2004 World Cup of Hockey, tallying three points (2g/1a) in six games...Helped Canada to back-to-back gold medals at the 1996 and 1997 world junior championships...At the 1996 IIHF World Junior Championship in Boston, Iginla led all scorers with 12 points (5g/7a) in six games en route to being named the tournament's Most Outstanding Forward and selected to the All-Tournament Team...Also played for his country at the 1994 World Under-18 Championships.

PERSONAL

Full name is Jarome Arthur-Leigh Adekunle Tig Junior Elvis Iginla...Nickname is "Iggy"...He and his wife, Kara, have a daughter, Jade and two sons, Tij and Joe...Won the 2004 NHL Foundation Player Award in recognition of his commitment and service to charities in his community...Was also the recipient of the 2004 King Clancy Memorial Trophy given to the "player who best exemplifies leadership qualities on and off the ice and has made a noteworthy humanitarian contribution in his community"...Was the recipient of the 2009 Mark Messier NHL Leadership Award...Was a catcher on Canada's National Junior Baseball Team as a youngster...Is a part-owner of his junior team, the Kamloops Blazers.

6

ERIK JOHNSON

POSITION: DEFENSEMAN
HEIGHT: 6' 4"
WEIGHT: 232 LBS.
SHOOTS: RIGHT
BORN: MARCH 21, 1988
BIRTHPLACE: BLOOMINGTON, MINN.

TRANSACTIONS

St. Louis' first choice (first round, first overall) in 2006 Entry Draft...Acquired by Colorado, along with Jay McClement and a first-round pick (Duncan Siemens) in 2011 Entry Draft, in exchange for Kevin Shattenkirk, Chris Stewart and a second-round choice (Ty Rattie) in 2011 Entry Draft, Feb. 18, 2011.

CAREER HIGHS

Goals/Game: 2, Dec. 13, 2014 vs. St. Louis
Assists/Game: 3 (6x), last: March 4, 2014 at Chicago
Points/Game: 3 (6x), last: March 4, 2014 at Chicago
Point Streak: 5 games (2x), last: Nov. 19-27, 2009
Goal Streak: 4 games, Dec. 20-27, 2014
Assist Streak: 4 games (2x), last: Dec. 13-19, 2011
Goals/Game: 8 (2x), last: Feb. 6, 2014 at Philadelphia
Ice Time/Game: 30:25, Nov. 15, 2014 at New Jersey
Plus/Minus: +3 (9x), last: March 6, 2014 at Detroit
Consec. Games: 59, April 27, 2013 - Feb. 8, 2014
Mult. Pt Games: 32 total - 2 pts (26), 3 pts (6)
Career Shootouts: 0-2 (0.0%)

2014-15 SEASON

Missed the final 34 games of the season due to a knee injury...Was selected to his first NHL All-Star Game but did not participate in the contest because of the injury...Johnson was the first Avalanche defenseman to be selected to the All-Star Game since Rob Blake in 2003-04...Set a career high with 12 goals, tied for first among Colorado defensemen...Johnson's 12 goals were tied for first among all NHL blueliners at the time of his injury...Led the Avalanche in average ice time at 24:25 per game, the first Colorado player to average over 24 minutes a night since Blake (24:22) in

2005-06...Finished second among team defensemen in scoring with 23 points (12g/11a)...Logged a career-high 30:25 of ice time on Nov. 15 at New Jersey, the most minutes by an Avalanche player in a non-overtime game since March 9, 2008 (Scott Hannan, 32:14, at Dallas)...EJ was the first Avs player to log over 30 minutes in a game since Kyle Quincey (30:18) on Jan. 11, 2010 at Calgary (shootout win)...Did not dress on Nov. 26 vs. Chicago due to injury (neck)...Led the team with six goals in December, the most by an Avs defenseman in a single month since Blake had seven in March of 2003...Recorded a career-high four-game goal streak from Dec. 20-27, the first Avs defenseman to score in four consecutive games since Sandis Ozolinsh from Nov 13-20, 1996...Tallied his first career two-goal game on Dec. 13 vs. St. Louis.

CAREER

2013-14: Led all Colorado defensemen with 39 points, tying his career high set in 2009-10 with St. Louis...Also led all Avs defensemen with a career-high 30 assists...Finished third among team blueliners in goals (9)...Led the club in ice time at 23:00 per game...Also paced the club in even-strength ice time at 19:21 per game...Was second on the team in blocked shots (130)...Appeared in a career-high 80 games...Left with a back injury on Jan. 14 at Chicago but did not miss any games...Matched his career high with eight shots on Feb. 6 at Philadelphia, the most by an Avalanche defenseman since Rob Blake fired nine shots on March 12, 2004 at Phoenix...Was suspended two games by the NHL for a slashing penalty on Feb. 8 at NY Islanders...Served the two-game suspension from Feb. 26-28...Tied his career high with three assists on Feb. 1 vs. Buffalo and March 4 at Chicago...Received a match penalty on March 14 vs. Anaheim...Appeared in his 400th career game on March 27 vs. Vancouver, becoming the first defenseman from the 2006 draft class to reach 400 contests (13th player overall).
PLAYOFFS: Appeared in all seven postseason games and led Colorado in ice time with an average of 26:01 per contest...Logged a team-high 30:22 of ice time and had an assist in his Stanley Cup Playoff debut on April 17 vs. Minnesota...Scored his first career playoff goal in Game 7 vs. Minnesota on April 30, **2012-13:** Ranked fourth on the Avalanche in ice time (20:45)...Appeared in his 300th NHL contest on Jan. 22 vs. Los Angeles...Missed 11 games due to a head injury, Feb. 14 to March 6...Placed on IR, Feb. 22 (retroactive to Feb. 11) and activated on March 7...Recorded a career-high eight hits on March 23 at Dallas...Left in the first period on April 11 at Los Angeles due to a wrist injury, forcing him to sit out six games from April 13-26. **2011-12:** Led all Colorado defensemen in scoring with 26 points (4g/22a) in 73 games...Missed five games due to a groin injury, Nov. 23 to Dec. 2...Placed on IR, Nov. 26 (retroactive to Nov. 21) and activated on Dec. 4...Had an assist in four straight games, Dec. 13-19, equaling the longest assist streak of his NHL career...Did not dress on Jan. 10 vs. Nashville due to a hand injury...Left in the first period on Feb. 22 vs. Los Angeles due to back spasms

AVALANCHE PLAYERS

but returned the next game...Missed three contests because of a back injury, March 20-24...Recorded his 100th career assist on March 30 at Calgary. **2010-11:** Was acquired by Colorado on Feb. 18 and went on to appear in 22 games for the Avalanche, collecting 10 points (3g/7a)...Led the Avalanche in ice time in 20 of his 22 games after joining the team, averaging 24:33 per game...Appeared in 77 combined games with Colorado and St. Louis, notching 29 points (8g/21a)... Made his Avalanche debut on Feb. 19 at San Jose... Tied his personal high with three points (0g/3a) on March 24 vs. Toronto...Scored his third career overtime goal on Oct. 23 vs. Pittsburgh...Tallied his first career short-handed goal on Dec. 31 vs. Phoenix. **2009-10:** Led all Blues defensemen with 39 points, 10 goals, 29 assists, 186 shots, six power-play goals and 79 games played...Johnson's 10 goals and 39 points were the most by a Blues defenseman since Chris Pronger in 2003-04 (14 goals, 54 points)...Scored 17 seconds into overtime on Nov. 19 vs. Phoenix, the quickest OT goal by a Blues player since Al MacInnis scored 15 seconds into overtime on Oct. 28, 2000...Matched a career best with points in five straight games from Nov.

19 to Nov. 27...Appeared in his 100th NHL game on Dec. 15 vs. Calgary...Posted a career-high eight shots on Feb. 6 vs. Chicago...Scored his second OT goal of the year on April 5 vs. Columbus. **2008-09:** Missed the entire season after suffering an off-ice knee injury on Sept. 16...Underwent surgery on Nov. 20. **2007-08:** Led all Blues defensemen with 33 points (5g/28a) in 69 games during his rookie season...Ranked second among NHL rookie defensemen in both assists and points (tied)...Represented the Western Conference at the 2008 NHL Young Guns Game...Made his NHL debut on Oct. 4 at Phoenix, recording his first career point (assist)...Scored his first career goal, the game-winner, on Oct. 6 at Los Angeles...Missed 10 games due to injury. **2006-07:** Was named to the WCHA All-Rookie Team as a freshman at the University of Minnesota... Tallied 24 points (4g/20a) in 41 games, tops among all WHCA rookie blueliners. **2005-06:** Collected 49 points (16g/33a) and 88 penalty minutes with the U.S. National Under-18 team. **2004-05:** Had 26 points (11g/15a) in 57 games for the U.S. National Under-17 team.

STATISTICS

SEASON	TEAM	LEAGUE	GP	G	REGULAR SEASON							PLAYOFFS				
					A	PTS	PIM	+/-	PP	SH	GW	GP	G	A	PTS	PIM
2003-04	Holy Angels	USHS	31	13	21	34	-	-	-	-	-	-	-	-	-	-
2004-05	U.S. Nat'l U-17	NTPD	26	5	9	14	14	-	-	-	-	-	-	-	-	-
	U.S. Nat'l U-17	NAHL	31	6	6	12	12	-	-	-	-	-	-	-	-	-
2005-06	U.S. Nat'l U-18	NTPD	36	12	22	34	78	-	-	-	-	-	-	-	-	-
	U.S. Nat'l U-18	NAHL	11	4	11	15	10	-	-	-	-	-	-	-	-	-
	United States	WJC	7	1	3	4	18	-	-	-	-	-	-	-	-	-
2006-07	U. of Minnesota	WCHA	41	4	20	24	50	-	-	-	-	-	-	-	-	-
	United States	WJC	7	4	6	10	16	-	-	-	-	-	-	-	-	-
	United States	WC	7	0	2	2	4	-	-	-	-	-	-	-	-	-
2007-08	St. Louis	NHL	69	5	28	33	28	-9	4	0	3	-	-	-	-	-
	Peoria	AHL	1	0	0	0	2	-	-	-	-	-	-	-	-	-
2008-09							- INJURED -									
2009-10	St. Louis	NHL	79	10	29	39	79	+1	6	0	2	-	-	-	-	-
	United States	Olympics	6	1	0	1	4	-	-	-	-	-	-	-	-	-
2010-11	St. Louis	NHL	55	5	14	19	37	-8	1	1	2	-	-	-	-	-
	Colorado	NHL	22	3	7	10	19	-5	2	0	0	-	-	-	-	-
2011-12	Colorado	NHL	73	4	22	26	26	-7	1	0	1	-	-	-	-	-
2012-13	Colorado	NHL	31	0	4	4	18	-3	0	0	0	-	-	-	-	-
	United States	WC	10	2	2	4	20	-	-	-	-	-	-	-	-	-
2013-14	Colorado	NHL	80	9	30	39	61	+5	2	0	2	7	1	1	2	2
2014-15	Colorado	NHL	47	12	11	23	33	+2	3	0	2	-	-	-	-	-
NHL TOTALS			456	48	145	193	301	-24	19	1	12	7	1	1	2	2

VS. NHL

	GP	G	A	PTS	PIM		GP	G	A	PTS	PIM		GP	G	A	PTS	PIM
Anaheim	22	0	7	7	26	Detroit	27	6	9	15	14	Ottawa	8	1	3	4	2
Arizona	19	2	3	5	4	Edmonton	24	3	11	14	20	Philadelphia	7	0	3	3	0
Boston	8	0	1	1	4	Florida	8	0	1	1	0	Pittsburgh	7	1	2	3	4
Buffalo	7	1	6	7	2	Los Angeles	20	3	7	10	14	St. Louis	14	5	2	7	4
Calgary	22	0	5	5	8	Minnesota	26	0	5	5	36	San Jose	24	4	6	10	18
Carolina	8	2	0	2	4	Montreal	7	0	4	4	2	Tampa Bay	7	1	1	2	4
Chicago	28	2	16	18	14	Nashville	28	0	6	6	31	Toronto	9	0	7	7	0
Colorado	9	1	3	4	2	New Jersey	6	1	1	2	0	Vancouver	23	5	4	9	12
Columbus	25	2	13	15	35	NY Islanders	7	1	2	3	4	Washington	7	2	4	6	4
Dallas	26	4	5	9	19	NY Rangers	8	1	2	3	10	Winnipeg	15	0	6	6	4

INTERNATIONAL

Helped Team USA capture the silver medal at the 2010 Winter Olympics in Vancouver...Appeared in all six games at the Olympics, tallying one goal with a +3 plus/minus rating...Helped the United States win the bronze medal at the 2013 IIHF World Championship in Stockholm and Helsinki...Appeared in all 10 games for the Americans, recording two goals and two assists with a team-high 20 penalty minutes...His four points tied for second among USA defensemen...Appeared in seven games for Team USA at the 2007 IIHF World Championship in Russia, collecting a pair of assists... Also represented the United States at the 2007 IIHF World Junior Championship in Sweden, where he was named the tournament's "Best Defenseman"... Led Team USA and tied for the tournament lead with 10 points (4g/6a) in seven games as the Americans captured the bronze medal... Was only the second U.S. player in tournament history to win best defenseman honors...Dressed in seven games for Team USA at the 2006 IIHF World Junior Championship, notching four points (1g/3a)...Won a gold medal for the second consecutive year for the U.S. at the 2006 IIHF World Under-18 Championships, collecting 10 points (4g/6a)...Also won gold for Team USA at the 2005 World Under-18 Championships...Represented the United States at the 2005 Four Nations Cup (1g/3a).

PERSONAL

Was just the fifth U.S.-born player to be selected first overall in the NHL Entry Draft (now six)...He and Bryan Berard (1995) are the only U.S.-born defensemen ever drafted first overall...Erik was the only defenseman in a span of 17 drafts (1997-2013) to be taken No. 1 overall...Was the first player in St. Louis Blues history to be drafted first overall...Nickname is "Edge" or "EJ"... Hosted a sled hockey clinic in conjunction with the National Sports Center for the Disabled in February of 2012 at Pepsi Center...Made a visit to Father Woody's homeless shelter during Thanksgiving week of 2011... As a member of the Blues, Erik would donate a suite for every home game to charity or military personnel as part of his "EJ's Juniors" program...Erik's great uncle, Ken Yackel Sr., was an All-American hockey player at the University of Minnesota and played for the United States Olympic Team at the 1952 Winter Olympics.





GABRIEL LANDESKOG

POSITION: LEFT WING
HEIGHT: 6' 1"
WEIGHT: 210 LBS.
SHOOTS: LEFT
BORN: NOVEMBER 23, 1992
BIRTHPLACE: STOCKHOLM, SWEDEN

TRANSACTIONS

Colorado's first selection (first round, second overall) in 2011 Entry Draft.

CAREER HIGHS

Goals/Game: 2 (6x), last: Nov. 25, 2014 at Arizona
Assists/Game: 3, Jan. 8, 2014 vs. Ottawa
Points/Game: 3 (6x), last: March 4, 2015 vs Pittsburgh
Point Streak: 9 games, Jan. 24 - Feb. 8, 2014
Goal Streak: 5 games, Feb. 12-20, 2015
Assist Streak: 4 games (3x), last: March 23-28, 2015
Shots/Game: 9 (2x), last: Feb. 19, 2012 at Winnipeg
Ice Time/Game: 23:34, Feb. 15, 2012 at Vancouver
Plus/Minus: +3 (5x), last: Feb. 8, 2014 at NY Islanders
Consec. Games: 162 games, Oct. 8, 2013 - present
Mult. Pt Games: 42 total - 2 pts (36), 3 pts (6)
Career Shootouts: 3-9 (33.3%), 2 GDG

CAREER SUMMARY

Was named team captain of the Avalanche on Sept. 4, 2012, becoming the youngest captain in NHL history (19 years, 286 days)...Was 11 days younger than Sidney Crosby, who was 19 years, 297 days when he was named captain of the Pittsburgh Penguins on May 31, 2007...Is just the fourth captain in Avalanche history, joining Joe Sakic, Adam Foote and Milan Hejduk...Is the 11th captain in the history of the Avalanche/Nordiques franchise and only the third European-born, following Hejduk and Peter Stastny...Wore the 'C' for the first time in the 2012-13 season opener at Minnesota, becoming the second-youngest permanent captain at the time of his first game in NHL history (20 years, 57 days)...Vincent Lecavalier was 19 years, 315 days when he captained his first game with Tampa Bay...

In his second season as team captain, 2013-14, Landeskog helped lead the Avs to a record-tying 52 wins and the franchise's first division title since 2002-03...Won the 2012 Calder Memorial Trophy as the NHL's top rookie...At the international level, Gabriel has represented Sweden in the Olympics (2014), two world championships (2012-13), a world junior championship (2011) and a world under-18 championship (2009)...Helped Sweden to the silver medal at the 2014 Olympic Winter Games in Sochi, Russia, where he was the youngest player on the team...Also helped Sweden capture the gold medal at the 2013 IIHF World Championship.

2014-15 SEASON

Completed his fourth NHL season, his third as team captain...Shared the team scoring lead with 59 points (23g/36a) while appearing in all 82 games...Also led the club in shots (214), power-play goals (8-tied) and PP points (17)...Finished second on the Avs in goals (23), third in assists (36) and fourth in hits (169)...Was one of four NHL players with at least 59 points and 165 hits, joining Alex Ovechkin, Nick Foligno and Andrew Ladd...This year marked the second time in his career that Landeskog played in every game and he now owns the longest active ironman streak on the team at 162 games...Set a career high with 79 penalty minutes, second on the club...Finished the season with 28 points (13g/15a) in his final 28 contests...Appeared in his 200th NHL game on Opening Night at Minnesota on Oct. 9...Tallied his sixth career multi-goal game on Nov. 25 at Arizona...Shared the team lead with 10 points in February (6g/4a)...Had a career-high five-game goal streak from Feb. 12-20, the first Avalanche player to score in five straight games since Milan Hejduk from March 4-14, 2007...Finished second on the club with 15 points (6g/9a) in March, a new personal best for a single month...Tied his career high with three points (1g/2a) on March 4 vs. Pittsburgh.

CAREER

2013-14: Set career highs and finished second on the Avalanche in points (65), goals (26) and assists (39-tied)...Spent his second season as team captain and helped lead the Avs to a record-tying 52 wins and the franchise's first division title since 2002-03...Led the team with a +21 plus/minus rating, the highest by an Avalanche player since Paul Stastny was +22 in 2007-08...Was the first Colorado player to score 25 or more goals with a plus/minus of +20 or better since Alex Tanguay in 2003-04...Finished second on the team in hits (176)...Led the club in both even-strength points (55) and even-strength goals (21-tied)...Ranked first on the squad in road scoring with 36 points (15g/21a) in 41 away games...Missed his only game of the season on Oct. 4 vs. Nashville (leg)...Had a career-high nine-game point streak from Jan. 24 to Feb. 8...Also had an eight-game point streak from Dec. 23 to Jan. 8, making him the first Avs player to have two point streaks of at least eight games in the same season since Andrew Brunette in 2006-07...Recorded his 100th NHL point

AVALANCHE PLAYERS

on Jan. 6 vs. Calgary...Registered a career-high three assists on Jan. 8 vs. Ottawa...Tied for the league lead with 10 points (5g/5a) in seven games during the month of February...Collected two goals, an assist and added the shootout winner on March 25 at Nashville... Scored the tying goal with 4:57 remaining in regulation and potted the game-winner with 32.2 seconds left in overtime on April 1 at Columbus...Became the first player in Avalanche/Nordiques history to score the tying goal in the final five minutes of regulation and then win the game in overtime...Helped Sweden to the silver medal at the 2014 Olympic Winter Games in Sochi, Russia...Appeared in all six games for his country, tallying one point (0g/1a)...Was the youngest member of Team Sweden (21 years old). **PLAYOFFS:** Appeared in all seven postseason games, tallying three goals and one assist...His three goals tied him for second on the club...Scored a goal in his Stanley Cup Playoff debut April 17 vs. Minnesota (Game 1)...Scored twice in the Avalanche's Game 2 victory against the Wild on April 19...At 21 years, 147 days, became the youngest Avalanche player to score two goals in a postseason game (Alex Tanguay was 21 years, 200 days when he scored twice in Game 7 of the 2001 Stanley Cup Final). **2012-13:** Named captain prior to the season...Recorded nine goals and eight assists for 17 points in 36 games...Led Colorado with three short-handed goals, the most by an Avs player since 2006-07 (Brad

Richardson, 3)...Landeskog's three short-handed goals tied him for second in the NHL, just one behind Ilya Kovalchuk...Missed 11 games due to injury (head/leg) suffered on Jan. 26 at San Jose...Was placed on IR, Feb. 1 (retro to Jan. 26) and activated on Feb. 22...Recorded his first career three-point game (1g/2a) on Feb. 28 vs. Calgary...Scored a goal in four straight games, March 14-20...Tallied a short-handed goal in back-to-back games, March 18-20, the first Avalanche player to score a SHG in consecutive games since Joe Sakic did it from Feb 23-25, 2001...Appeared in his 100th NHL game on March 20 vs. Dallas...Sat out on March 23 at Dallas (torso). **2011-12:** Won the Calder Memorial Trophy as the NHL's rookie of the year...Joined Chris Drury (1998-99) as the only players in Avalanche history to win the Calder Trophy...Became just the fourth player in the history of the Avalanche/Nordiques franchise to capture rookie of the year honors, joining Peter Stastny (1980-81), Peter Forsberg (1994-95) and Drury...Became the third Swedish-born player to win the Calder, following Forsberg and Daniel Alfredsson (1995-96 with Ottawa)...Named to the NHL All-Rookie Team...Finished tied for first among rookies with 52 points (22g/30a) while appearing in all 82 games...Was awarded the rookie scoring title in a tie-breaker over Ryan Nugent-Hopkins (18g/34a) on the basis of more goals...Ranked second among league rookies in goals and was third in assists, making him

STATISTICS

SEASON	TEAM	LEAGUE	GP	G	REGULAR SEASON							PLAYOFFS						
					A	PTS	PIM	+/-	PP	SH	GW	GP	G	A	PTS	PIM		
2008-09	Djurgarden U18	Swe-U18	8	5	7	12	41	-	-	-	-	2	0	0	0	0		
	Djurgarden Jr.	Swe-Jr.	31	7	14	21	63	-	-	-	-	6	1	0	1	8		
	Djurgarden	Sweden	3	0	1	1	2	-	-	-	-	-	-	-	-	-		
2009-10	Kitchener	OHL	61	24	22	46	51	-	-	-	-	20	8	15	23	18		
2010-11	Kitchener	OHL	53	36	30	66	61	-	-	-	-	7	6	4	10	4		
	Sweden	WJC	1	1	1	2	0	-	-	-	-	-	-	-	-	-		
2011-12	Colorado	NHL	82	22	30	52	51	+20	6	0	5	-	-	-	-	-		
	Sweden	WC	8	1	4	5	6	-	-	-	-	-	-	-	-	-		
2012-13	Djurgardens	Sweden	17	6	8	14	32	-	-	-	-	-	-	-	-	-		
	Colorado	NHL	36	9	8	17	22	-4	0	3	1	-	-	-	-	-		
	Sweden	WC	10	3	1	4	18	-	-	-	-	-	-	-	-	-		
2013-14	Colorado	NHL	81	26	39	65	71	+21	5	0	4	7	3	1	4	8		
	Sweden	Olympics	6	0	1	1	4	-	-	-	-	-	-	-	-	-		
2014-15	Colorado	NHL	82	23	36	59	79	-2	8	0	2	-	-	-	-	-		
NHL TOTALS			281	80	113	193	223	+35	19	3	12	7	3	1	4	8		

VS. NHL

	GP	G	A	PTS	PIM		GP	G	A	PTS	PIM		GP	G	A	PTS	PIM
Anaheim	12	4	6	10	10	Detroit	11	4	3	7	2	Ottawa	5	2	5	7	0
Arizona	12	6	4	10	4	Edmonton	14	2	4	6	8	Philadelphia	5	1	3	4	6
Boston	5	0	0	0	11	Florida	5	2	1	3	4	Pittsburgh	6	2	3	5	4
Buffalo	5	4	3	7	8	Los Angeles	13	3	5	8	4	St. Louis	15	0	8	8	10
Calgary	15	3	8	11	14	Minnesota	20	7	9	16	30	San Jose	13	2	5	7	4
Carolina	5	1	3	4	2	Montreal	5	1	1	2	4	Tampa Bay	5	0	5	5	0
Chicago	17	7	5	12	8	Nashville	14	5	3	8	11	Toronto	5	0	1	1	2
Colorado	-	-	-	-	-	New Jersey	6	0	3	3	2	Vancouver	15	5	1	6	8
Columbus	11	7	3	10	15	NY Islanders	5	1	2	3	10	Washington	5	1	5	6	2
Dallas	15	5	8	13	11	NY Rangers	5	3	0	3	12	Winnipeg	12	2	6	8	17

the only player to finish among the top three rookies in all three categories...Led all rookies in shots (270) and takeaways (58), while ranking second in plus/minus (+20), game-winning goals (5), power-play goals (6-tied) and hits (219)...Was the second NHL rookie to ever surpass 20 goals and 200 hits in a season, joining Dion Phaneuf with Calgary in 2005-06...Led the Avalanche in games, goals, plus/minus, shots, hits and GWG (tied)...Was the only NHL rookie to lead his respective club in goals...Became the youngest player in franchise history to lead the team in goal scoring, surpassing the previous mark held by Owen Nolan, who was 20 years, 63 days in 1991-92...Landeskog's 270 shots were a franchise rookie record and the second-highest total by a rookie left wing in NHL history (Alex Ovechkin 425 in 2005-06)...It was the most shots by an Avalanche player since Joe Sakic (332) in 2000-01...Became the first Swedish-born teenager in NHL history to reach either the 20-goal or 50-point milestone...Led all freshmen in road goals (16) and road points (29)...His 219 hits led all rookie forwards, as did his average ice time of 18:36...Made his NHL debut as an 18-year-old in the season opener on Oct. 8 vs. Detroit...Became the youngest Swedish-born player in league history to score a goal when he potted his first career tally on Oct. 12 at Columbus...Represented the Avalanche at the 2012 NHL All-Star Weekend in Ottawa, participating in the All-Star Skills Competition...Was named the NHL's Rookie of the Month for February after leading all first-year players with 13 points (7g/6a) in 12 games...Set a franchise rookie record with nine shots on Feb. 4 vs. Vancouver and equaled that on Feb. 19 at Winnipeg...Compiled a six-game point streak (5g/5a) from Feb. 17-27, the longest streak by an Avalanche player all season...Recorded his first NHL fight on March 1 vs. Columbus (Jack Johnson)...Scored his first career overtime goal on March 12 vs. Anaheim, becoming the youngest Colorado/Quebec player to score an OT goal (19 years, 110 days). **2010-11:** Captained the Kitchener Rangers (OHL) in 2010-11, becoming the first European captain in the 48-year history of the Rangers franchise...Was named captain at the age of 17 on Oct. 24, 2010, becoming the youngest player in 30 years to be named captain of the Rangers...Despite an ankle injury shortening his season to 53 games, Gabriel led Kitchener with 36 goals and finished third on the team with 66 points...Suffered the injury during the 2011 IIHF World Junior Championship...Shared the team lead with six goals and ranked second with 10 points in seven games during the OHL playoffs...Was rated by NHL Central Scouting as the No. 2 overall North American skater entering the 2011 Entry Draft...He was the top-ranked skater at the mid-term rankings. **2009-10:** Named to the OHL All-Rookie Team after tallying 46 points (24g/22a) in 61 games with Kitchener...Ranked third among league rookies in both goals and points...Finished third on the club with 23 points (8g/15a) in 20 playoff games. **2008-09:** Debuted in the Swedish Elite League at 16 years and 90 days, making him the youngest player in Djurgarden's history.

INTERNATIONAL

Has represented Sweden at the Olympics (2014), two world championships (2012-13), a world junior championship (2011) and a world under-18 championship (2009)...Helped Sweden to the silver medal at the 2014 Olympic Winter Games in Sochi, Russia...Appeared in all six games for his country, tallying one point (0g/1a)...Was the youngest member of the Swedish Olympic Team (21 years old)...Helped Sweden capture the gold medal at the 2013 IIHF World Championship in Stockholm and Helsinki...Appeared in all 10 games at the tournament, tallying three goals and one assist with a +4 rating...Served as an alternate captain for Team Sweden at the 2012 IIHF World Championship, recording five points (1g/4a) in eight games...Was an alternate captain for Sweden at the 2011 IIHF World Junior Championship in Buffalo, but only played one game before being sidelined with a high ankle sprain...Competed for Sweden at the 2009 IIHF World Under-18 Championship, finishing second on the team with four goals in six games...Was also selected to play in the 2009 Under-20 Four Nations Tournament in Finland...Wore the 'C' as captain for Sweden's under-16, under-17, and under-18 teams.

PERSONAL

Gabriel's dad, Tony, a defenseman, played in the Swedish Elite League for Hammarby (1977-85)...Nickname is "Landy"...Has a twin sister...Was Colorado's nominee for the King Clancy Memorial Trophy in both 2014 and 2015 (leadership and humanitarian contribution)...Serves as a group ambassador for "Friends," a global anti-bullying effort based in Stockholm, Sweden...Founded in 1997, Friends has worked to provide pre-schools, schools and sports clubs with resources to combat bullying...Became the face of unique initiative when he participated in the *You Can Play Project*, which featured a video of Landeskog that the Colorado High School Activities Association used as the kickoff for a statewide effort that puts diversity and inclusion messaging in every locker room and student activity in Colorado...On Dec. 10, 2014, Gabe was the guest speaker at a children's naturalization ceremony at the U.S. Citizenship and Immigration Services in Centennial, Colo....He congratulated the kids on becoming U.S. citizens and spoke to them about working hard and believing in yourself no matter where you are from...Purchases and donates 10 tickets to every Avalanche home game for charity...During Thanksgiving Week in 2013, Landeskog helped serve Thanksgiving meals at the Denver Rescue Mission-The Crossing, while also joining the Avalanche in donating street hockey equipment to the shelter...Developed "#Landeskoging" T-shirts in which proceeds of every shirt sold are donated to the Children's Hospital Colorado Foundation...Joined with CCM to raise money and donate equipment to the Foothills Hockey Association in Colorado...Participates in the Icebreakers charity hockey games in Sweden.





NATHAN MacKINNON

POSITION: CENTER
HEIGHT: 6' 0"
WEIGHT: 195 LBS.
SHOOTS: RIGHT
BORN: SEPTEMBER 1, 1995
BIRTHPLACE: HALIFAX, NOVA SCOTIA

TRANSACTIONS

Colorado's first choice (first round, first overall) in 2013 NHL Draft.

CAREER HIGHS

Goals/Game: 3, Feb. 22, 2015 vs. Tampa Bay
Assists/Game: 3, Nov. 22, 2014 vs. Carolina
Points/Game: 3 (3x), last: Feb. 22, 2015 vs. Tampa Bay
Point Streak: 13 games, Jan. 25 - March 6, 2014
Goal Streak: 3 games (2x), last: Oct. 30 - Nov. 2, 2014
Assist Streak: 5 games, Feb. 26 - March 6, 2014
Shots/Game: 9, Nov. 12, 2013 at Carolina
Ice Time/Game: 23:51, April 3, 2014 vs. NY Rangers
Plus/Minus: +3, Feb. 1, 2014 vs. Buffalo
Consec. Games: 146, Oct. 2, 2013 - March 4, 2015
Mult. Pt. Games: 24 total - 2 pts (21), 3 pts (3)
Career Shootouts: 6-12 (50.0%), 2 GDG

2014-15 SEASON

Missed the final 18 games of the season due to a fractured foot...Recorded 38 points (14g/24a) in 64 games... Was leading the Avs with 192 shots at the time of the injury, a total that still finished third on the team at season's end...Also ranked third on the club in power-play goals (3-tied)...Went 6-for-9 (66.7%) in shootouts with two game-deciding goals...Had played in 146 consecutive games (153 including playoffs) to begin his NHL career prior to the foot injury...Posted a three-game goal streak, Oct. 30 to Nov. 2, matching his career high...Was Colorado's leading scorer in November with 12 points (3g/9a) in 13 games...Appeared in his 100th NHL game on Nov. 13 at NY Rangers...Had a career-high three assists on Nov. 22 vs. Carolina...Recorded his first fighting major on Feb. 5 vs. Detroit (Jonathan

Ericsson)...Tallied his first career hat trick on Feb. 22 vs. Tampa Bay, becoming the youngest Avalanche player to ever record a hat trick (19 years, 174 days)...Only one player in franchise history registered a hat trick at a younger age, Joe Sakic, who scored three goals at 19 years, 107 days on Oct. 22, 1988 at NY Islanders and also 19 years, 140 days on Nov. 24, 1988 vs. Montreal...MacKinnon's three-goal game was the first by an Avalanche player since Matt Duchene did it on Nov. 4, 2011 at Dallas and the first on home ice since March 6, 2010 (Chris Stewart vs. St. Louis)...Picked up his 100th NHL point on Feb. 24 at Nashville...Following the season, Nathan returned from injury to help Canada capture the gold medal at the 2015 IIHF World Championship in the Czech Republic...Recorded nine points (4g/5a) in 10 games at the tournament, including a goal in the gold-medal game against Russia on May 17.

CAREER

2013-14: Won the Calder Memorial Trophy as the NHL's rookie of the year...MacKinnon, who was 18 years, 224 days on the final day of regular season, became the youngest player to ever win the Calder Trophy...The previous mark was held by Carolina's Jeff Skinner, who was 18 years, 329 days when he won it in 2010-11...MacKinnon received 130 of the 137 first-place votes for the award, with his 1,347 total votes far out-distancing Tampa Bay forwards Ondrej Palat (791) and Tyler Johnson (352)...Became the third player in Avalanche history to win the Calder Trophy, joining Chris Drury (1998-99) and Gabriel Landeskog (2011-12)...Was the fifth player in the 34-year history of the Avalanche/Nordiques franchise to capture rookie of the year honors, joining Peter Stastny (1980-81), Peter Forsberg (1994-95), Drury and Landeskog...Named to the NHL All-Rookie Team...Led all rookies in points (63), goals (24-tied), assists (39), power-play goals (8), game-winning goals (5-tied), shots (241) and games played (82-tied)...Became the first NHL player to lead all rookies in goals, assists and points since Evgeni Malkin in 2006-07...Nathan's 63 points equaled the most of any NHL rookie over the last five seasons, matching Skinner's total from 2010-11...Was one of only two Avs to appear in every game (Patrick Bordeleau) and one of only three NHL rookies to dress in all 82 contests (Tyler Johnson, Tom Wilson)...Led the Avalanche in shots, ranked second in assists (tied), plus/minus (+20) and PPG, and finished fourth in goals and points...Was the first NHL rookie to surpass 60 points with a plus/minus rating of +20 or better since 1992-93 (Joe Juneau, Eric Lindros, Shawn McEachern)...Made his NHL debut at the age of 18 years, 31 days on Oct. 2 vs. Anaheim, becoming the youngest player in franchise history...He was over 200 days younger than the previous record holder, Owen Nolan, who was 18 years, 235 days when he debuted for Quebec on Oct. 4, 1990 at Hartford...Notched two assists in that debut to become the youngest player to record two or more points in a game since Jan. 8, 1944, when Ted Kennedy (18 years, 27 days) had four points (1g/3a) for the Maple Leafs in a

AVALANCHE PLAYERS

12-3 win over the Bruins in Toronto...Had an assist in each of his first three NHL games, becoming the fifth player in franchise history to accomplish that feat... Scored his first NHL goal on Oct. 12 at Washington, becoming the youngest player in franchise history to score a goal (18 years, 41 days)...Equaled a franchise rookie record with nine shots on Nov. 12 at Carolina... Had back-to-back two-goal games, Jan. 4-6, becoming the youngest player in NHL history to record multiple goals in two straight games (18 years, 127 days)... Broke the previous mark set by Dale Hawerchuk (18 years, 204 days) from Oct. 23-25, 1981 with the Winnipeg Jets...Recorded his first career multi-goal game on Jan. 4 vs. San Jose, becoming the youngest player in franchise history to score two goals in a game (18 years, 125 days)...He broke the previous mark set by Ryan O'Reilly, who was 18 years, 272 days when he lit the lamp twice on Nov. 6, 2009 vs. Chicago...Led the team and all NHL rookies with nine goals in January, the second-most ever by an Avs rookie in a single month...Led all rookies and tied for the league lead with 10 points (5g/5a) in seven games during the month of February...Compiled a 13-game point streak from Jan. 25 to March 6, the longest streak by an 18-year-old in NHL history...He topped Wayne Gretzky's record of 12 straight games with a point from Dec. 9, 1979 to Jan. 5, 1980...MacKinnon's streak was the second-longest by an NHL rookie over the past 20 seasons, trailing only Paul Stastny's record 20-game stretch in 2006-07... Hit the 50-point mark on March 4 at Chicago, becoming the fifth-youngest player in NHL history to reach 50 points (18 years, 184 days)...Only Bep Guidolin (18 years, 58 days), Ted Kennedy (18 years, 97 days), Sidney Crosby (18 years, 161 days) and Brian Bellows (18 years, 182 days) were younger. **PLAYOFFS:** Shared the team scoring lead during the playoffs with 10 points (2g/8a) in seven contests...MacKinnon's 10 points were

the third-most by an 18-year-old in one playoff year, behind only Jaromir Jagr (13, 1991) and Ed Olczyk (11, 1985)...Despite playing just seven games, Nathan's eight postseason assists tied for the league lead among rookies...Collected three assists in his playoff debut on April 17 vs. Minnesota, becoming the first rookie to ever record three assists in his postseason debut...At 18 years, 228 days, was the second-youngest player in NHL history to record three points in his playoff debut (Pierre Turgeon was 18 years, 222 days on April 6, 1988 at Boston)...Had a goal and three assists in Game 2 on April 19, becoming the third 18-year-old in NHL history to record a four-point game in the postseason (Pierre Turgeon, 1988; Trevor Linden, 1989)...With that four-point effort, Nathan tied the NHL record for most points in the first two playoff games of a career with seven (Odie Cleghorn, Montreal 1918-19 and Barry Pederson, Boston 1981-82)...Was the fourth player in NHL history to record three or more points in each of his first two career postseason games (Newsy Lalonde 1917-18, Cleghorn 1918-19, Bobby Smith 1979-80)...Scored the overtime winner in Game 5 on April 26 at Pepsi Center, becoming the second-youngest player in Stanley Cup Playoff history to score an OT goal (18 years, 237 days)...Don Gallinger was 17 years, 339 days when he did it for Boston on March 21, 1943 against Montreal. **2012-13:** Helped lead the Halifax Mooseheads to their first-ever Quebec Major Junior Hockey League championship and first-ever Memorial Cup title...Was named MVP of the 2013 Memorial Cup after recording a tournament-high 13 points (7g/6a) in four games, which included a hat trick and five points in the final against Portland on May 26...During the 2012-13 regular season, MacKinnon collected 75 points (32g/43a) in 44 contests for Halifax, averaging 1.70 points-per-game... He finished tied for fourth on the Mooseheads in scoring and added a +40 plus/minus rating en route to being

STATISTICS

SEASON	TEAM	LEAGUE	REGULAR SEASON											PLAYOFFS					
			GP	G	A	PTS	PIM	+/-	PP	SH	GW	GP	G	A	PTS	PIM			
2011-12	Halifax	QMJHL	58	31	47	78	45	-	-	-	-	17	13	15	28	12			
2012-13	Halifax	QMJHL	44	32	43	75	45	-	-	-	-	17	11	22	33	12			
	Canada	WJC	6	0	1	1	4	-	-	-	-	-	-	-	-	-			
2013-14	Colorado	NHL	82	24	39	63	26	+20	8	0	5	7	2	8	10	4			
	Canada	WC	8	1	3	4	8	-	-	-	-	-	-	-	-	-			
2014-15	Colorado	NHL	64	14	24	38	34	-7	3	0	2	-	-	-	-	-			
	Canada	WC	10	4	5	9	6	-	-	-	-	-	-	-	-	-			
NHL TOTALS			146	38	63	101	60	+13	11	0	7	7	2	8	10	4			

VS. NHL

	GP	G	A	PTS	PIM		GP	G	A	PTS	PIM		GP	G	A	PTS	PIM
Anaheim	4	1	2	3	4	Detroit	4	0	1	1	5	Ottawa	4	0	3	3	0
Arizona	5	0	5	5	6	Edmonton	4	0	3	3	4	Philadelphia	4	1	0	1	5
Boston	4	0	1	1	0	Florida	4	0	0	0	2	Pittsburgh	4	1	0	1	0
Buffalo	3	1	3	4	0	Los Angeles	4	0	2	2	0	St. Louis	9	3	4	7	4
Calgary	4	3	1	4	0	Minnesota	9	3	2	5	6	San Jose	5	3	1	4	2
Carolina	4	0	4	4	0	Montreal	4	2	0	2	0	Tampa Bay	4	4	4	8	0
Chicago	9	2	2	4	8	Nashville	8	1	6	7	0	Toronto	4	2	2	4	2
Colorado	-	-	-	-	-	New Jersey	3	0	1	1	0	Vancouver	5	0	2	2	4
Columbus	3	1	3	4	2	NY Islanders	4	4	0	4	0	Washington	4	1	3	4	0
Dallas	10	3	4	7	4	NY Rangers	4	1	2	3	0	Winnipeg	9	1	2	3	2

named to the QMJHL Second All-Star Team...Went on to tally 33 points (11g/22a) in 17 playoff games as the Mooseheads won the league championship...Nathan's 33 postseason points tied him for second in the QMJHL...Led Halifax in game-winning goals during the regular season (7-tie) and playoffs (4). **2011-12:** As a rookie with Halifax in 2011-12, MacKinnon led the Mooseheads in goals (31), assists (47) and points (78) while appearing in 58 games...His 78 points finished second among QMJHL rookies...Led Halifax in playoff scoring as well, registering 28 points (13g/15a) in 17 postseason contests...Was selected first overall by the Baie-Comeau Drakkar in the 2011 QMJHL Draft before his rights were traded to Halifax. **Other:** Helped his bantam team in Cole Harbour win the Atlantic AAA Championship in 2008...He then went on to play for Shattuck-St. Mary's prep school in Minnesota from 2009-11 before joining Halifax.

INTERNATIONAL

Has represented Canada at each of the last two world championships (2014-15)...Helped Team Canada capture the gold medal at the 2015 IIHF World Championship in the Czech Republic...Recorded nine points (4g/5a) in 10 games at the tournament, including

a goal in the gold-medal game against Russia on May 17...Also played for his country at the 2014 IIHF World Championship in Belarus, recording four points (1g/3a) in eight games...Represented Canada at the 2013 IIHF World Junior Championship in Ufa, Russia...Appeared in all six games for the Canadians, posting one assist.

PERSONAL

Was the first player to be selected first overall by the Avalanche since the franchise moved to Denver in 1995...Was the fourth player in franchise history to be drafted first overall, joining Mats Sundin in 1989, Owen Nolan in 1990 and Eric Lindros in 1991...Was only the third 17-year old to be taken first overall since 1988, joining Sidney Crosby in 2005 and Joe Thornton in 1997...Was the first Halifax Mooseheads player to ever be selected first overall...Born in Halifax, Nova Scotia, Nathan grew up in Cole Harbour, Nova Scotia, the same hometown as Crosby...Nathan and Sidney donated their shares from winning the 2015 IIHF World Championship to the youth hockey organization in Cole Harbour...Has hosted a practice for the Avalanche's Pee Wee Team in each of his first two NHL seasons...MacKinnon himself participated in the Quebec Pee Wee Tournament as a youth hockey player.



CODY McLEOD

POSITION: LEFT WING
HEIGHT: 6' 2"
WEIGHT: 210 LBS.
SHOOTS: LEFT
BORN: JUNE 26, 1984
BIRTHPLACE: BINSARTH, MANITOBA

TRANSACTIONS

Signed by Colorado as a free agent, July 6, 2006.

CAREER HIGHS

Goals/Game: 2 (4x), last: April 15, 2013 vs. Columbus
Assists/Game: 2 (2x), last: April 7, 2010 at Edmonton
Points/Game: 2 (10x), last: Oct. 30, 2014 vs. NY Islanders
Point Streak: 4 games, Jan. 15-21, 2009
Goal Streak: 2 games (5x), last: Nov. 19-21, 2013
Assist Streak: 2 games (4x), last: Dec. 8-10, 2013
Shots/Game: 8, Feb. 2, 2009 vs. Calgary
Ice Time/Game: 20:17, April 12, 2009 vs. St. Louis
Plus/Minus: +3 (2x), last: Jan. 31, 2013 at Calgary
Consec. Games: 114, Dec. 19, 2007 - March 4, 2009
Mult. Pt. Games: 10 total – 2 pts (10)
Career Shootouts: 1-1 (100.0%), 1 GDG

2014-15 SEASON

Was one of five Avalanche players to appear in all 82 games during his eighth NHL season...Led the team with 268 hits, the most ever by an Avalanche player in a single season...Also paced the club with a career-high 191 penalty minutes, the most by an Avs player since Jeff Odgers had 259 in 1998-99...McLeod's 191 PIM finished second in the league while his 268 hits ranked sixth...Tied a franchise record with his seventh career 100-PIM season...Steven Finn, Dale Hunter and Randy Moller also had seven 100-PIM campaigns with the Quebec Nordiques...Recorded a league-high 19 fighting majors in 2014-15, giving him 109 in his career (most in Avalanche history)...Has now appeared in 549 career games, the fourth-most regular season contests by an Avalanche player since the franchise relocated to Denver in 1995...Only Milan Hejduk

(1,020), Joe Sakic (870) and Adam Foote (760) have appeared in more...Signed a three-year extension prior to the season on Sept. 29, 2014...Surpassed 1,000 career penalty minutes on Oct. 24 vs. Vancouver...Became the first player in Avalanche history and sixth in franchise history to surpass 1,000 PIM...Scored the game-winning goal and had an assist to tie his career high with two points on Oct. 30 vs. NY Islanders...Appeared in his 500th NHL game on Dec. 21 at Detroit, becoming the 18th player in franchise history and eighth in Avalanche history to play 500 games...Recorded his 100th fighting major on Jan. 27 at Nashville...Logged two fighting majors for the first time in his career on Feb. 8 at Winnipeg...Recorded a career-high 30 penalty minutes on Feb. 14 vs. Dallas, the first Avs player to register 30 PIM in a game since Chris McAllister had 31 on Feb. 20, 2004 at Dallas...Picked up his 100th NHL point on Feb. 16 vs. Arizona...Set a team record with 11 hits on Feb. 27 at Dallas.

CAREER

2013-14: Led Colorado in penalty minutes (122) and finished fourth in hits (148)...Had a team-high 12 fighting majors...Appeared in his 400th NHL game on Oct. 10 at Boston...Served a five-game suspension, Oct. 19 to Nov. 1...Passed Adam Foote (948) for the most penalty minutes in Avalanche history on Feb. 1 vs. Buffalo...Scored his first career short-handed goal on March 29 vs. San Jose...Left the game with an ankle injury on April 3 vs. NY Rangers, forcing him to miss the final six games of the regular season. **PLAYOFFS:** Appeared in all seven playoff games for Colorado, tallying one goal with a team-high 22 penalty minutes...Scored a short-handed goal in Game 5 vs. Minnesota on April 26...It was the first short-handed tally by an Avalanche player in the postseason since Ben Guite on April 19, 2008 vs. Minnesota (Game 6, WCQF). **2012-13:** Was one of two Colorado players to appear in all 48 games...Recorded eight goals, second-most of his career, with a team-leading 83 penalty minutes...Finished second on the club in hits (106) and tied for third in plus/minus rating (+4)...Had a team-high seven fighting majors...Recorded his 73rd career fighting major on Jan. 30 at Vancouver, passing Jeff Odgers (72) for the most in Avalanche history...Tied his career high with two goals on April 15 vs. Columbus. **2011-12:** Led the team with 164 penalty minutes, becoming the first player in Avalanche history to register 100 penalty minutes in five consecutive seasons...Broke the previous mark of four straight set by Ian Laperriere from 2005-09...Ranked fifth in the league in PIM...Led the club with 17 fighting majors, one shy of his career high (18 in 2009-10)...Appeared in his 300th NHL game on Dec. 19 vs. Philadelphia. **2010-11:** Led the Avalanche with 189 penalty minutes, fourth-most in the league...Ranked second on the team with 147 hits...Led the Avs with 15 major penalties and 14 fighting majors...Scored his first career power-play goal before leaving with a game misconduct on Oct. 15 at New Jersey...Surpassed 500 career penalty minutes on Nov. 25 at Edmonton...Missed 11 of 12 games due to a groin injury,

AVALANCHE PLAYERS

Dec. 19 to Jan. 12. **2009-10:** Paced the Avalanche in hits (197) and penalty minutes (138)...Ranked first on the team with 18 major penalties...Matched his career high with two goals and had a fighting major on Oct. 17 at Detroit...Suffered an eye injury on Oct. 21 at Minnesota, forcing him to miss six games...Was placed on IR, Oct. 24 (retroactive to Oct. 21) and activated on Nov. 4...Left in the first period after blocking a shot on March 14 at Dallas and missed two games, March 16-17...Had two assists and was +3 in his 200th NHL game, April 7 at Edmonton. **PLAYOFFS:** Appeared in all six playoff games and led the team in hits (25). **2008-09:** Scored 15 goals and added 162 penalty minutes in 79 games...Was one of four NHL players with at least 15 goals and 150 PIM, joining David Backes, Alex Burrows and David Clarkson...Became only the second player in Avalanche history to reach 15 goals and 150 PIM in a single season (Chris Simon, 1995-96)...Led the Avs in hits (194) and finished second in penalty minutes...Was third on the team in goals, all of which came at even-strength...McLeod, Tyler Kennedy and Andrew Ladd were the only NHL players to score at least 15 goals without a power-play or short-handed tally...Shared the club lead in game-winning goals (3)...Was second on the Avalanche with 10 fighting majors...Tallied his first career multi-goal game on

Dec. 9 vs. Los Angeles and got his second on Dec. 29 vs. Nashville...Compiled a career-high four-game point streak from Jan. 15-21...Appeared in his 100th NHL game on Feb. 2 vs. Calgary...Missed three contests due to a shoulder injury, March 8-12, snapping a streak of 114 consecutive games (124 including playoffs). **2007-08:** Dressed in each of the final 49 games for the Avalanche after being recalled from Lake Erie (AHL) on Dec. 16...Finished second on the Avs with 120 penalty minutes, becoming the first rookie in Avalanche history to surpass 100 penalty minutes...The last franchise rookies to reach 100 PIM's were David Karpa (148) and Chris Simon (132) in 1993-94...Collected 12 fighting majors...Made his NHL debut on Dec. 19 at Anaheim...Scored his first NHL goal on Dec. 27 vs. Detroit (Dominik Hasek)...Recorded two points (1g/1a), including his first NHL assist, on Jan. 12 at Carolina...Set an Avalanche rookie record with 26 penalty minutes on Feb. 18 vs. Detroit...It was the most PIM by a franchise rookie since Simon had 34 on March 23, 1993 at Washington...Scored the deciding goal in the 12th round of a shootout on Feb. 22 at Phoenix, ending the longest shootout in Avalanche history...Opened the season with Lake Erie, where he collected 13 points (6g/7a) and 101 PIM in 27 games. **PLAYOFFS:** Appeared in all 10 of Colorado's playoff games, registering two points (1g/1a)...Led the

STATISTICS

SEASON	TEAM	LEAGUE	REGULAR SEASON											PLAYOFFS					
			GP	G	A	PTS	PIM	+/-	PP	SH	GW	GP	G	A	PTS	PIM			
2001-02	Portland	WHL	47	10	3	13	86	-	-	-	-	5	0	0	0	0			
2002-03	Portland	WHL	71	15	18	33	153	-	-	-	-	7	1	1	2	13			
2003-04	Portland	WHL	69	13	18	31	227	-	-	-	-	5	2	2	4	6			
2004-05	Portland	WHL	70	31	29	60	195	-	-	-	-	7	0	3	3	8			
2005-06	Adirondack	UHL	1	0	0	0	0	-	-	-	-	5	0	0	0	11			
	Lowell	AHL	33	4	5	9	87	-	-	-	-	-	-	-	-	-			
2006-07	San Diego	ECHL	16	4	5	9	48	-	-	-	-	2	2	1	3	14			
	Albany	AHL	73	11	8	19	180	-	-	-	-	5	0	0	0	4			
2007-08	Lake Erie	AHL	27	6	7	13	101	-	-	-	-	-	-	-	-	-			
	Colorado	NHL	49	4	5	9	120	-6	0	0	0	10	1	1	2	26			
2008-09	Colorado	NHL	79	15	5	20	162	-11	0	0	3	-	-	-	-	-			
2009-10	Colorado	NHL	74	7	11	18	138	-13	0	0	1	6	0	0	0	5			
2010-11	Colorado	NHL	71	5	3	8	189	-7	2	0	0	-	-	-	-	-			
2011-12	Colorado	NHL	75	6	5	11	164	0	0	0	0	-	-	-	-	-			
2012-13	Colorado	NHL	48	8	4	12	83	+4	0	0	0	-	-	-	-	-			
2013-14	Colorado	NHL	71	5	8	13	122	+2	0	1	0	7	1	0	1	22			
2014-15	Colorado	NHL	82	7	5	12	191	-2	0	1	2	-	-	-	-	-			
NHL TOTALS			549	57	46	103	1169	-33	2	2	6	23	2	1	3	53			

VS. NHL

	GP	G	A	PTS	PIM		GP	G	A	PTS	PIM		GP	G	A	PTS	PIM
Anaheim	28	3	5	8	63	Detroit	24	3	1	4	69	Ottawa	8	1	1	2	14
Arizona	28	3	2	5	41	Edmonton	36	4	4	8	67	Philadelphia	9	1	1	2	16
Boston	8	1	0	1	21	Florida	10	0	0	0	23	Pittsburgh	7	1	1	2	19
Buffalo	6	1	1	2	14	Los Angeles	26	4	0	4	36	St. Louis	27	4	2	6	63
Calgary	34	4	2	6	55	Minnesota	41	4	5	9	105	San Jose	23	2	3	5	50
Carolina	8	1	1	2	8	Montreal	7	0	1	1	15	Tampa Bay	11	0	0	0	20
Chicago	30	3	4	7	42	Nashville	29	5	3	8	51	Toronto	8	0	0	0	13
Colorado	-	-	-	-	-	New Jersey	9	1	0	1	26	Vancouver	35	2	3	5	86
Columbus	24	4	0	4	45	NY Islanders	9	1	2	10	Washington	9	1	1	2	14	
Dallas	29	1	0	1	87	NY Rangers	10	1	0	1	54	Winnipeg	16	1	4	5	42

team with 26 penalty minutes and finished second in hits with 22...Made his Stanley Cup Playoff debut in Game 1 (CQF) at Minnesota on April 9...Scored his first career playoff goal in Game 3 (CSF) vs. Detroit on April 29. **2006-07:** Appeared in 73 games for the Albany River Rats (AHL) and led the club with 180 penalty minutes. **2005-06:** Split the season between Lowell (AHL) and San Diego (ECHL)...Had a combined 135 minutes in penalties, including 87 with Lowell (second on the team)...Appeared in two playoff contests with San Diego (2g/1a). **2004-05:** Tied for the team lead with 31 goals in his final season with Portland (WHL)...Finished second on the club in points (60) and led the Winter Hawks in PIM (195)...Also appeared in one game for Adirondack of the United Hockey League. **2003-04:** Finished second on the Winter Hawks with 227 penalty minutes. **2002-03:** Skated in 71 games for Portland, tied for second-most on the team. **2001-02:** Spent his first season with Portland (WHL).

PERSONAL

Cody and his wife, Jessy, have two daughters, Peyton and Emma...Co-hosted a skating clinic at Pepsi Center in January 2014 for the National Sports Center for the Disabled...Volunteered at the giveSPORTS equipment drive in August of 2013 at Pepsi Center, which helped collect sports equipment and donations to benefit "A Precious Child" and the "Jessica Ghawi Scholarship Fund."



POSITION: CENTER
HEIGHT: 6' 1"
WEIGHT: 204 LBS.
SHOOTS: LEFT
BORN: JANUARY 22, 1985
BIRTHPLACE: OAKVILLE, ONTARIO

Toronto's fourth selection (fifth round, 158th overall) in 2003 Entry Draft...Acquired by NY Rangers in exchange for a seventh-round choice (Viktor Loov) in 2012 Entry Draft, Feb. 28, 2011...Signed by Colorado as a free agent, July 1, 2012.

Goals/Game: 2 (3x), last: Jan. 31, 2013 at Calgary
Assists/Game: 2 (8x), last: Jan. 6, 2015 at Chicago
Points/Game: 3 (2x), last: Jan. 31, 2013 at Calgary
Point Streak: 3 games (8x), last: March 12-19, 2015
Goal Streak: 2 games (9x), last: March 26-28, 2015
Assist Streak: 3 games (3x), last: April 3-6, 2014
Shots/Game: 6, Dec. 19, 2013 vs. Edmonton
Ice Time/Game: 22:41, Feb. 26, 2013 at San Jose
Plus/Minus: +4, Nov. 1, 2008 vs. NY Rangers
Consec. Games: 86, Feb. 14, 2013 - Jan. 21, 2014
Mult. Pt. Games: 21 total – 2 pts (19), 3 pts (2)
Career Shootouts: 4-13 (30.8%), 2 GDG

Recorded 26 points (11g/15a) in 68 games for the Avalanche...Finished tied for third on the squad with three power-play goals, matching his career high set in 2013-14...Began the season on the Injured Non-Roster list, forcing him to miss the first four games of the year...Was activated on Oct. 16 and scored a short-handed goal in his season debut that night in Ottawa...The goal was Mitchell's first career short-handed tally and marked the third time in as many seasons with Colorado that he's scored a goal in his first game of the year...Missed 10 of 11 games due to a leg injury, Nov. 22 to Dec. 18...Was placed on IR, Dec. 11 (retroactive

to Nov. 29) and activated on Dec. 20...Tied his career high with two assists on Jan. 6 at Chicago...Appeared in his 400th NHL game on March 19 at Arizona.

2013-14: Set career highs in assists (21) and points (32) while appearing in 75 games for Colorado...His 11 goals were one shy of his career best set with Toronto in 2008-09...Ranked fourth on the club in plus/minus (+13)...Reached 100 points for his NHL career with a pair of assists on Nov. 30 vs. Minnesota...Appeared in his 300th NHL game on Dec. 14 vs. Minnesota...Missed his first game of the season on Jan. 24 at Florida (illness), snapping a career-best streak of 86 consecutive games dating back to Feb. 14, 2013. Signed a three-year contract extension through the 2016-17 season on March 14...Left the game with a back injury on March 18 at Montreal, forcing him to miss four games from March 19-27...Missed the final two games of the regular season, April 11-13, due to injury (head). **PLAYOFFS:** Missed the playoffs due to injury (head). **2012-13:** Tallied 10 goals and 10 assists for 20 points in 47 games during his first season with the Avalanche...Finished second on the team in plus/minus (+5), was third in hits (99) and fourth in goals...Finished tied for fifth on the club in points...Scored a goal on his first shift as a member of the Avalanche in the season opener at Minnesota on Jan. 19...Tied his career high with two goals and three points (2g/1a) on Jan. 31 at Calgary...It was his second career three-point game and third career multi-goal effort...Registered a career-high seven hits on Feb. 26 at San Jose...Missed his only game of the season on Feb. 11 vs. Phoenix due to illness. **2011-12:** Appeared in 63 games for the New York Rangers, tallying 16 points (5g/11a) to go along with a +10 plus/minus rating...Began the season with New York's American Hockey League affiliate, the Connecticut Whale, where he had 14 points (7g/7a) in 17 games...Was recalled by the Rangers on Nov. 24 and made his season debut the following night in Washington...Tied his career high with two assists and was +2 at the NHL Winter Classic on Jan. 2 at Philadelphia's Citizens Bank Park...Appeared in his 200th NHL game on Feb. 24 at NY Islanders. **PLAYOFFS:** Dressed in 18 of New York's 20 playoff contests, posting one assist while winning 53.5% of his faceoffs (38-of-71)...Made his Stanley Cup Playoff debut in Game 1 of the ECQF against Ottawa on April 12...Collected his first career playoff point with an assist in Game 5 of the ECSEF versus Washington on May 7. **2010-11:** Began the season with the Toronto Maple Leafs, appearing in 23 games (2g/1a)...Was reassigned to the Toronto Marlies (AHL) on Feb. 10...Was traded from Toronto to the New York Rangers on Feb. 28 and finished the season with New York's AHL affiliate in Connecticut...Ranked third on the Whale with a +8 rating following the trade...Tied for the team lead in playoff goals (3) and ranked second in playoff assists (3) in six postseason games with Connecticut. **2009-10:** Dressed in 60 games for the Maple Leafs in his second NHL season, collecting 23 points (6g/17a)...Tallied his first career

AVALANCHE PLAYERS

game-winning goal on March 10 at Ottawa...Recorded a career-high three-game assist streak from Oct. 26-30. **2008-09:** Spent the entire year with the Maple Leafs, registering 29 points (12g/17a) in 76 games...Made his NHL debut in the season opener on Oct. 9 vs. Detroit...Recorded his first career point with an assist on Oct. 13 vs. St. Louis...Notched a career-high three points (2g/1a), including his first NHL goal, on Nov. 1 against the Rangers at the Air Canada Centre. **2007-08:** Established AHL career bests in games played (79), goals (20), assists (31), points (51) and penalty minutes (56) with the Toronto Marlies...Led the team in goals and ranked second in points...Went on to appear in 19 playoff contests for the Marlies, pacing the team with eight postseason goals (8g/4a). **2006-07:** Tied for fourth on the Marlies with 36 points (16g/20a) in 73 games...His 16 goals also ranked fourth on the squad. **2005-06:** Appeared in 51 games for the Toronto Marlies in his first full AHL season...Registered his first professional point with a goal on Dec. 2 at Hamilton. **2004-05:** Led the Plymouth Whalers in points (75), goals (25-tied) and assists (50) in his final OHL season...Made his AHL debut with the St. John's Maple Leafs, appearing

in two games. **2003-04:** Led Plymouth in scoring with 82 points (28g/54a) in 65 games, tying him for ninth in the OHL scoring race...Also led the Whalers in assists, 10th best in the league...Had a 14-game point streak from Jan. 1-31, registering 23 points (8g/15a) over that span. **2002-03:** Ranked fourth on the Whalers with 55 points (18g/37a) in 68 regular season games...Went on to skate in 18 playoff contests where he tied for the team lead with 10 assists (2g/10a). **2001-02:** Made his OHL debut with Plymouth, appearing in 62 games...Collected two assists in his OHL debut on Sept. 22 vs. Owen Sound...Also skated in six playoff contests.

PERSONAL

John and his wife, Mia, have a daughter, Gracyn...John co-hosts a charity golf tournament in Kitchener, Ontario each summer, which benefits KidsAbility Foundation for special needs children...Participates in the Avalanche's "Break The Ice" community program, which gives children with little or no skating experience the opportunity to receive free skating instruction.

STATISTICS

SEASON	TEAM	LEAGUE	GP	G	REGULAR SEASON								PLAYOFFS				
					A	PTS	PIM	+/-	PP	SH	GW	GP	G	A	PTS	PIM	
2001-02	Plymouth	OHL	62	9	9	18	23	-	-	-	-	6	1	0	1	4	
2002-03	Plymouth	OHL	68	18	37	55	31	-	-	-	-	18	2	10	12	8	
2003-04	Plymouth	OHL	65	28	54	82	45	-	-	-	-	9	6	6	12	6	
2004-05	Plymouth	OHL	63	25	50	75	59	-	-	-	-	4	1	1	2	0	
	St. John's	AHL	2	0	0	0	0	-	-	-	-	-	-	-	-	-	
2005-06	Toronto	AHL	51	5	12	17	22	-	-	-	-	2	0	0	0	0	
2006-07	Toronto	AHL	73	16	20	36	46	-	-	-	-	-	-	-	-	-	
2007-08	Toronto	AHL	79	20	31	51	56	-	-	-	-	19	8	4	12	12	
2008-09	Toronto	NHL	76	12	17	29	33	-16	2	0	0	-	-	-	-	-	
2009-10	Toronto	NHL	60	6	17	23	31	-7	1	0	1	-	-	-	-	-	
2010-11	Toronto	NHL	23	2	1	3	12	-7	1	0	1	-	-	-	-	-	
	Toronto	AHL	10	1	4	5	2	-	-	-	-	-	-	-	-	-	
2011-12	Connecticut	AHL	14	7	5	12	10	-	-	-	-	6	3	3	6	0	
	Connecticut	AHL	17	7	7	14	20	-	-	-	-	-	-	-	-	-	
	NY Rangers	NHL	63	5	11	16	8	+10	0	0	0	18	0	1	1	2	
2012-13	Colorado	NHL	47	10	10	20	18	+5	1	0	1	-	-	-	-	-	
2013-14	Colorado	NHL	75	11	21	32	36	+13	3	0	2	-	-	-	-	-	
2014-15	Colorado	NHL	68	11	15	26	32	-9	3	1	1	-	-	-	-	-	
NHL TOTALS			412	57	92	149	170	-11	11	1	6	18	0	1	1	2	

VS. NHL

	GP	G	A	PTS	PIM		GP	G	A	PTS	PIM		GP	G	A	PTS	PIM
Anaheim	10	5	3	8	2	Detroit	10	1	1	2	6	Ottawa	18	3	1	4	21
Arizona	10	1	3	4	6	Edmonton	15	1	4	5	6	Philadelphia	20	0	3	3	10
Boston	15	1	5	6	5	Florida	14	0	5	5	4	Pittsburgh	16	2	2	4	2
Buffalo	19	4	4	8	8	Los Angeles	11	0	2	2	4	St. Louis	14	0	3	3	6
Calgary	12	5	4	9	2	Minnesota	16	3	5	8	8	San Jose	10	1	5	6	2
Carolina	15	3	4	7	8	Montreal	16	2	4	6	8	Tampa Bay	15	2	0	2	0
Chicago	16	3	6	9	6	Nashville	14	2	4	6	8	Toronto	6	0	1	1	0
Colorado	3	0	0	0	0	New Jersey	19	5	4	9	10	Vancouver	13	3	0	3	8
Columbus	10	1	1	2	4	NY Islanders	13	1	1	2	2	Washington	16	0	4	4	2
Dallas	17	1	5	6	4	NY Rangers	12	4	6	10	4	Winnipeg	17	3	2	5	14

ZACH REDMOND

POSITION: DEFENSEMAN
HEIGHT: 6' 2"
WEIGHT: 205 LBS.
SHOOTS: RIGHT
BORN: JULY 26, 1988
BIRTHPLACE: TRAVERSE CITY, MICHIGAN

TRANSACTIONS

Atlanta's seventh choice (seventh round, 184th overall) in 2008 Entry Draft...Signed by Colorado as a free agent, July 1, 2014.

CAREER HIGHS

Goals/Game: 2, Nov. 22, 2014 vs. Carolina
Assists/Game: 2 (2x), last: Feb. 16, 2015 vs. Arizona
Points/Game: 2 (4x), last: March 8, 2015 at Minnesota
Point Streak: 2 games (4x), last: March 26-28, 2015
Goal Streak: None
Assist Streak: 2 games (2x), last: March 26-28, 2015
Shots/Game: 5, Jan. 27, 2015 at Nashville
Ice Time/Game: 24:04, Feb. 7, 2013 vs. Toronto
Plus/Minus: +3, Nov. 22, 2014 vs. Carolina
Consec. Games: 22 games, Nov. 6 - Dec. 29, 2014
Multiple Point Games: 4 total - 2 pts (4)
Career Shootouts: 0-1 (0.0%)

2014-15 SEASON

Appeared in 59 games during his first full NHL season, recording 20 points (5g/15a)...Finished third among Avalanche defensemen in points and tied for third in goals...Recorded his first career multi-goal game, which included his first game-winning tally, on Nov. 22 vs. Carolina...Tied his career high with two assists on Feb. 16 vs. Arizona...Following the season, Redmond helped Team USA capture the bronze medal at the 2015 IIHF World Championship held in the Czech Republic.

CAREER

2013-14: Dressed in 10 games for the Winnipeg Jets, tallying three points (1g/2a)...Spent most of the season

with Winnipeg's American Hockey League affiliate, the St. John's IceCaps, where he recorded 25 points (6g/19a) in 40 regular-season games and 14 points (2g/12a) in 21 playoff contests...Had three stints with the Jets...Was first recalled by Winnipeg on Nov. 3 and played three games before being returned on Nov. 22...Recalled again on Jan. 10 but did not see any action and was reassigned on Feb. 8...Was recalled for the third and final time on March 30 and dressed in each of Winnipeg's final seven contests, tallying three points (1g/2a)...Rejoined St. John's at the end of the NHL season and helped the IceCaps advance to the Calder Cup Final...Was a team-best +12 during the AHL playoffs. **2012-13:** Appeared in eight games for the Winnipeg Jets during his first NHL action, tallying four points (1g/3a)...Skated in 38 games for St. John's (AHL), recording 19 points (8g/11a)...Made his NHL debut on Jan. 31 at Florida...Picked up his first two NHL points with a pair of assists on Feb. 5 vs. Florida...Scored his first NHL goal, a short-handed marker, on Feb. 7 vs. Toronto...Suffered a laceration to his lower body on Feb. 20, keeping him on Injured Reserve until April 17...Played two games with St. John's following the injury. **2011-12:** Spent the entire season with St. John's (AHL), registering 31 points (8g/23a) in 72 games...Was selected to the 2012 AHL All-Star Classic...Also dressed in 10 postseason contests, recording three points (1g/2a). **2010-11:** Was named to the CCHA First All-Star Team as a senior at Ferris State University...Served as the Bulldogs' team captain...Led Ferris State in assists (13) and finished second in points (20)...Ended his four-year collegiate career with 90 points (22g/68a) in 141 games...Made his professional debut with the Chicago Wolves (AHL) at the conclusion of the NCAA season, appearing in two games. **2009-10:** Recorded 27 points (6g/21a) in 40 games and was named to the CCHA Second All-Star Team as a junior at Ferris State...Shared the team lead in assists and his 27 points led all Bulldogs defensemen. **2008-09:** Led Ferris State in assists (21) and finished second on the squad in points (24). **2007-08:** As a freshman, Redmond led all Bulldogs defensemen in scoring with 19 points (6g/13a) in 37 games. **2006-07:** Helped Sioux Falls capture the 2007 Clark Cup as USHL champions...Paced all Stampede defensemen in scoring with 39 points (8g/31a) in 60 regular season games...Added 10 points (3g/7a) in eight playoff contests...Received the Curt Hammer Award as USHL Gentleman of the Year.

INTERNATIONAL

Helped Team USA capture the bronze medal at the 2015 IIHF World Championship held in the Czech Republic...Appeared in five of the United States' 10 games, including the bronze-medal game against the host country on May 17...Finished with one assist and a +3 plus/minus rating during the tournament.

PERSONAL

Zach resides in his hometown of Traverse City, Michigan.

AVALANCHE PLAYERS

STATISTICS

SEASON	TEAM	LEAGUE	GP	REGULAR SEASON								PLAYOFFS				
				G	A	PTS	PIM	+/-	PP	SH	GW	GP	G	A	PTS	PIM
2005-06	Sioux Falls	USHL	48	4	7	11	57	-	-	-	-	11	1	2	3	4
2006-07	Sioux Falls	USHL	60	8	31	39	37	-	-	-	-	8	3	7	10	8
2007-08	Ferris State	CCHA	37	6	13	19	33	-	-	-	-	-	-	-	-	-
2008-09	Ferris State	CCHA	38	3	21	24	48	-	-	-	-	-	-	-	-	-
2009-10	Ferris State	CCHA	40	6	21	27	46	-	-	-	-	-	-	-	-	-
2010-11	Ferris State	CCHA	26	7	13	20	20	-	-	-	-	-	-	-	-	-
	Chicago	AHL	3	0	0	0	4	-	-	-	-	-	-	-	-	-
2011-12	St. John's	AHL	72	8	23	31	33	-	-	-	-	10	1	2	3	10
2012-13	St. John's	AHL	38	8	11	19	34	-	-	-	-	-	-	-	-	-
	Winnipeg	NHL	8	1	3	4	12	0	0	1	0	-	-	-	-	-
2013-14	St. John's	AHL	40	6	19	25	26	-	-	-	-	21	2	12	14	16
	Winnipeg	NHL	10	1	2	3	0	+1	0	0	0	-	-	-	-	-
2014-15	Colorado	NHL	59	5	15	20	24	-1	1	0	1	-	-	-	-	-
	United States	WC	5	0	1	1	1	-	-	-	-	-	-	-	-	-
NHL TOTALS			77	7	20	27	36	0	1	1	1	-	-	-	-	-

VS. NHL

	GP	G	A	PTS	PIM		GP	G	A	PTS	PIM		GP	G	A	PTS	PIM
Anaheim	3	0	1	1	0	Detroit	2	0	0	0	0	Ottawa	1	0	0	0	2
Arizona	4	0	2	2	0	Edmonton	2	0	0	0	0	Philadelphia	2	1	0	1	4
Boston	3	0	1	1	0	Florida	2	0	2	2	4	Pittsburgh	4	1	0	1	2
Buffalo	2	0	1	1	2	Los Angeles	3	0	0	0	0	St. Louis	3	1	0	1	0
Calgary	5	0	3	3	0	Minnesota	5	1	1	2	2	San Jose	2	0	1	1	2
Carolina	1	2	0	2	0	Montreal	1	0	0	0	0	Tampa Bay	2	0	0	0	4
Chicago	5	0	1	1	2	Nashville	4	0	1	1	2	Toronto	3	1	1	2	2
Colorado	-	-	-	-	-	New Jersey	2	0	0	0	0	Vancouver	2	0	2	2	0
Columbus	1	0	0	0	0	NY Islanders	1	0	0	0	0	Washington	1	0	0	0	0
Dallas	4	0	0	0	6	NY Rangers	2	0	1	1	2	Winnipeg	5	0	2	2	0



CARL SODERBERG

POSITION: CENTER
HEIGHT: 6' 3"
WEIGHT: 216 LBS.
SHOOTS: LEFT
BORN: OCTOBER 12, 1985
BIRTHPLACE: MALMO, SWEDEN

TRANSACTIONS

St. Louis' second choice (second round, 49th overall) in 2004 Entry Draft...Acquired by Boston in exchange for Hannu Toivonen, July 23, 2007...Acquired by Colorado in exchange for a sixth-round selection in the 2016 NHL Draft (previously acquired from Boston), June 25, 2015.

CAREER HIGHS

Goals/Game: 1 (29x), last: April 2, 2015 at Detroit
Assists/Game: 2 (9x), last: Dec. 29, 2014 vs. Detroit
Points/Game: 3 (3x), last: Dec. 29, 2014 vs. Detroit
Point Streak: 4 games (5x), last: March 28-April 2, 2015
Goal Streak: 2 games (4x), last: Dec. 29-31, 2014
Assist Streak: 4 games, March 28 - April 2, 2015
Shots/Game: 7, March 7, 2015 vs. Philadelphia
Ice Time/Game: 22:44, April 8, 2014 at Minnesota
Plus/Minus: +3, Dec. 29, 2014 vs. Detroit
Consec. Games: 87 games, April 5, 2014 - present
Multiple Pt. Games: 19 total - 2 pts (16), 3 pts (3)
Career Shootouts: 0-4 (0.0%)

2014-15 SEASON

Appeared in all 82 games for the Boston Bruins, tallying 44 points (13g/31a) with a +10 plus/minus rating...Finished tied for third on the Bruins in points, while also ranking third in assists...Scored five power-play goals, tied for second on the club...Was one of only two Bruins to appear in every game (Dennis Seidenberg)...Finished tied for fifth on the team with three game-winning goals...Played in his 100th NHL game on Nov. 21 at Columbus...Matched his career high with three points (1g/2a) and was +3 on Dec. 29 vs. Detroit.

CAREER

2013-14: Recorded 48 points (16g/32a) in 73 games during his first full NHL season in 2013-14...Finished tied for third on the Bruins in assists, was seventh in points and eighth in goals...Ranked fifth on the team in power-play goals (5) and was sixth in game-winning tallies (3-tied)...Scored his first NHL goal on Oct. 31 vs. Anaheim...Missed a total of eight games due to injuries, six from Oct. 3-17 and two from Dec. 28-31...Did not dress for one contest. **PLAYOFFS:** Skated in all 12 playoff games for the Bruins, tallying six points (1g/5a) with a +4 plus/minus rating...Registered his first career playoff point with an assist in Game 4 of the first-round series at Detroit on April 24...Scored his first NHL postseason goal and had a career playoff-high three points (1g/2a) in Game 5 of the second-round series versus Montreal on May 10. **2012-13:** Joined the Bruins at the conclusion of his Swedish season, signing a contract with Boston on April 8...Made his NHL debut on April 20 vs. Pittsburgh...Recorded his first NHL point with an assist on April 21 vs. Florida...Missed four games as a non-roster player while awaiting approval of his United States visa...Prior to joining the Bruins, Soderberg led the Swedish Elite League with 31 goals and finished second in scoring with 60 points (31g/29a) in 54 games for Linköping. **PLAYOFFS:** Made his playoff debut in Game 5 of the Stanley Cup Final at Chicago on June 22...Became just the second Bruin in team history to play his first career playoff game in a Stanley Cup Final (Richie Leduc, 1974 vs. Philadelphia)...Also played Game 6 of the Stanley Cup Final on June 24 in Boston. **Other:** Played 10 seasons with Malmo in Sweden's Division I and II leagues from 2003-2011, recording 298 points (105g/183a) in 332 games before moving to Linköping for his final two European seasons...Averaged nearly a point-per-game in his two years at Linköping, notching 95 points (45g/50a) in 96 contests...Led the Swedish Elite League with 31 goals and finished second in scoring with 60 points (31g/29a) in 54 games for Linköping during his final season of 2012-13.

INTERNATIONAL

Represented Sweden at the 2005 IIHF World Junior Championship held in North Dakota/Minnesota, totaling six points (4g/2a) in six games...His four goals and six points both ranked second on the team.

PERSONAL

Carl and his wife, Caroline, have a daughter, Sophia...Last name is pronounced *SOH-dehr-buhrig*.

AVALANCHE PLAYERS

STATISTICS

SEASON	TEAM	LEAGUE	GP	G	REGULAR SEASON							PLAYOFFS				
					A	PTS	PIM	+/-	PP	SH	GW	GP	G	A	PTS	PIM
2003-04	Malmö U18	Sweden U18	27	23	25	48	30	-	-	-	-	-	-	-	-	-
	Malmö	Sweden	24	1	1	2	8	-	-	-	-	-	-	-	-	-
2004-05	Morums GoS IK	Sweden-2	14	5	6	11	8	-	-	-	-	-	-	-	-	-
	Malmö	Sweden	38	0	5	5	8	-	-	-	-	-	-	-	-	-
	Sweden	WJC	6	4	2	6	4	-	-	-	-	-	-	-	-	-
2005-06	Malmö	Sweden-2	39	15	24	39	45	-	-	-	-	-	-	-	-	-
2006-07	Malmö	Sweden	31	12	18	30	14	-	-	-	-	-	-	-	-	-
2007-08	Malmö	Sweden-2	32	15	29	44	16	-	-	-	-	-	-	-	-	-
2008-09	Malmö	Sweden-2	45	18	41	59	26	-	-	-	-	-	-	-	-	-
2009-10	Malmö	Sweden-2	51	20	31	51	53	-	-	-	-	-	-	-	-	-
2010-11	Malmö	Sweden-2	52	12	34	46	18	-	-	-	-	-	-	-	-	-
2011-12	Linköping	Sweden	42	14	21	35	20	-	-	-	-	-	-	-	-	-
2012-13	Linköping	Sweden	54	31	29	60	48	-	-	-	-	6	1	1	2	27
	Boston	NHL	6	0	2	2	6	-2	0	0	0	2	0	0	0	0
2013-14	Boston	NHL	73	16	32	48	36	+4	5	0	3	12	1	5	6	2
2014-15	Boston	NHL	82	13	31	44	26	+10	5	0	3	-	-	-	-	-
NHL TOTALS			161	29	65	94	68	+12	10	0	6	14	1	5	6	2

VS. NHL

	GP	G	A	PTS	PIM		GP	G	A	PTS	PIM		GP	G	A	PTS	PIM
Anaheim	4	1	1	2	0	Detroit	7	3	3	6	6	Ottawa	9	2	5	7	4
Arizona	4	0	0	0	6	Edmonton	4	2	2	4	0	Philadelphia	7	0	3	3	2
Boston	-	-	-	-	-	Florida	9	0	4	4	4	Pittsburgh	7	0	3	3	2
Buffalo	9	1	7	8	6	Los Angeles	4	0	2	2	4	St. Louis	4	1	0	1	0
Calgary	4	0	2	2	2	Minnesota	4	1	2	3	0	San Jose	4	1	1	2	4
Carolina	6	1	4	5	4	Montreal	8	2	1	3	4	Tampa Bay	8	1	3	4	4
Chicago	4	1	0	1	0	Nashville	4	1	2	3	2	Toronto	7	3	2	5	4
Colorado	3	1	1	2	0	New Jersey	6	2	3	5	0	Vancouver	4	0	1	1	0
Columbus	5	1	1	2	0	NY Islanders	5	1	2	3	2	Washington	7	1	3	4	6
Dallas	4	0	2	2	2	NY Rangers	6	2	1	3	0	Winnipeg	4	0	4	4	0



BRAD STUART

POSITION: DEFENSEMAN

HEIGHT: 6' 2"

WEIGHT: 215 LBS.

SHOOTS: LEFT

BORN: NOVEMBER 6, 1979

BIRTHPLACE: ROCKY MOUNTAIN HOUSE, ALBERTA

TRANSACTIONS

San Jose's first choice (first round, third overall) in 1998 Entry Draft...Acquired by Boston, along with Marco Sturm and Wayne Primeau, in exchange for Joe Thornton, Nov. 30, 2005...Acquired by Calgary, along with Wayne Primeau and Washington's fourth round choice (previously acquired, Calgary selected T.J. Brodie) in 2008 Entry Draft, in exchange for Andrew Ference and Chuck Kobasew, Feb. 10, 2007...Signed by Los Angeles as a free agent, July 3, 2007...Acquired by Detroit in exchange for a second-round choice (later traded to Colorado - Colorado selected Peter Delmas) in 2008 Entry Draft and a fourth-round choice (later traded to Atlanta - Atlanta selected Ben Chiarot) in 2009 Entry Draft, Feb. 26, 2008...Acquired by San Jose in exchange for Andrew Murray and a seventh-round choice (Alexander Kadeykin) in 2014 NHL Draft, June 10, 2012...Acquired by Colorado in exchange for a second-round selection in 2016 NHL Draft and a sixth-round choice in 2017 NHL Draft, July 1, 2014.

CAREER HIGHS

Goals/Game: 2 (5x), last: Nov. 20, 2011 at Anaheim

Assists/Game: 3, Dec. 28, 2005 at Florida

Points/Game: 3 (4x), last: Feb. 7, 2008 at Detroit

Point Streak: 4 games (3x), last: March 14-20, 2009

Goal Streak: 3 games, Dec. 2-7, 2006

Assist Streak: 4 games, March 14-20, 2009

Shots/Game: 10, Nov. 21, 2009 at Montreal

Ice Time/Game: 30:55, March 21, 2006 vs. Atlanta

Plus/Minus: +4 (4x), last: Nov. 21, 2013 vs. Tampa Bay

Consec. Games: 149, Oct. 2, 1999 - March 17, 2001

Mult. Pt Games: 49 total - 2 pts (45), 3 pts (4)

Career Shootouts: 0-1 (0.0%)

2014-15 SEASON

Led the Avalanche in short-handed ice time (2:33 per game) and ranked fourth in overall ice time (20:21 per game)...Finished second on the club in hits (177) and third in blocked shots (134)...Was also second on the Avs in shifts-per-game (27.0)...Appeared in his 1,000th NHL game on Dec. 18 at Pittsburgh, becoming the 293rd player in NHL history—and 100th defenseman—to reach that milestone...Missed 16 games due to a hamstring injury suffered in his 999th career game on Nov. 4 vs. Vancouver...Was placed on IR, Nov. 21 (retroactive to Nov. 4) and activated on Dec. 14...Left the game with a leg injury on April 9 vs. Winnipeg, forcing him to miss the season finale on April 11 vs. Chicago.

CAREER

2013-14: Skated in 61 games for the San Jose Sharks, notching 11 points (3g/8a) with a +4 plus/minus rating...Finished third on the club in both blocked shots (114) and hits (122)...Scored an overtime goal on Nov. 12 at Calgary...Tied a career high with a +4 rating on Nov. 21 vs. Tampa Bay...Returned to the lineup on March 24 after missing 13 games due to injury. **PLAYOFFS:** Dressed in all seven postseason contests for the Sharks and shared the team lead in blocked shots (12). **2012-13:** Played in every regular season game for the fourth time in his career, appearing in all 48 contests...Led the team in shorthanded time-on-ice per game (2:38) and blocked shots (89)...Tied for second on the club in hits (89) and was third in overall ice time (20:27)...Played in his 900th NHL game on March 10 at Colorado. **PLAYOFFS:** Finished third among Sharks defensemen in points (3) and was second on the team in plus/minus (+3) and blocked shots (25)...Tallied a goal and an assist in Game 2 of the WCSF at Los Angeles, matching his career playoff high in points. **2011-12:** Appeared in 81 games for Detroit...Posted the best plus/minus total of his career (+16)...Led all Detroit defensemen with 177 hits, tying him for 16th in the NHL...Finished 18th in the league in shorthanded time-on-ice (3:10)...Registered his 300th career point on March 4 vs. Chicago...Tied a career high with two goals on Nov. 20 at Anaheim...Played in his 800th NHL game on Oct. 21 vs. Columbus. **PLAYOFFS:** Appeared in all five postseason games for the Red Wings...Led all NHL defensemen in shorthanded time-on-ice (4:30). **2010-11:** Ranked first among Detroit defensemen in hits (131) and was second in blocked shots (114)...Missed 15 games due to injury (broken jaw) from Jan. 8 to Feb. 13...Picked up his 200th career assist on Oct. 8 vs. Anaheim. **PLAYOFFS:** Appeared in all 11 postseason games for the Red Wings, tallying two assists with a +6 plus/minus rating...Ranked second on the team with 22 blocked shots during the postseason. **2009-10:** Appeared in all 82 games for Detroit...Led the Red Wings with 206 hits and 133 blocked shots...Played his 700th game on Jan. 29 vs. Nashville. **PLAYOFFS:** Appeared in all 12 postseason games for Detroit...Recorded a six-game point streak during the postseason from April 16-27 (Games 2-7 of WCQF vs.

AVALANCHE PLAYERS

Phoenix). **2008-09:** Led the Red Wings in hits (157) and was second in blocked shots (98)...Missed 15 games due to injury (back, ribs, knee)...Played his 600th career game on Nov. 28 vs. Columbus. **PLAYOFFS:** Appeared in all 23 postseason contests for Detroit, who advanced to the Stanley Cup Final...Averaged 24:08 of ice time in the postseason, second on the team (Nicklas Lidstrom 25:38). **2007-08:** Spent most of the season with Los Angeles before being traded to Detroit on Feb. 26...Appeared in 72 regular season games overall, 63 with the Kings and nine with the Red Wings...Suffered a broken finger on March 19 vs. Columbus and missed the remainder of regular season. **PLAYOFFS:** Helped Detroit win the 2008 Stanley Cup...Appeared in 21 of the 22 postseason games, tallying seven points (1g/6a) with a +15 plus/minus rating...Recorded five points (1g/4a) and was +9 in six games during the Stanley

Cup Final...Had a five-game assist/point streak from May 19-31, which included points in each of the first four games of the Cup Final. **2006-07:** Split the season between Boston and Calgary...Had 17 points (7g/10a) in 48 games with the Bruins before being traded to the Flames on Feb. 10...Picked up five points (0g/5a) in 27 games for Calgary...Recorded his 200th NHL point on Jan. 18 vs. Pittsburgh...Skated in his 500th NHL game on March 25 at Chicago. **PLAYOFFS:** Recorded one point (assist) in six postseason games with Calgary. **2005-06:** Established career highs in all three offensive categories, tallying 12 goals, 31 assists and 43 points in 78 combined games between San Jose and Boston...Recorded 12 points (2g/10a) in 23 games with the Sharks and 31 points (10g/21a) in 55 games for the Bruins...Was traded to Boston on Nov. 30...Played in his 400th career game on Jan. 26 vs Washington. **2004-**

STATISTICS

SEASON	TEAM	LEAGUE	GP	G	REGULAR SEASON							PP	SH	GW	PLAYOFFS				
					A	PTS	PIM	+/-	GP	G	A				PTS	PIM			
1995-96	Red Deer	AMHL	35	12	25	37	83	-	-	-	-	-	-	-	-	-	-		
	Regina	WHL	3	0	0	0	0	-	-	-	-	-	-	-	-	-	-		
1996-97	Regina	WHL	57	7	36	43	58	-	-	-	-	5	0	4	4	14			
1997-98	Regina	WHL	72	20	45	65	82	-	-	-	-	9	3	4	7	10			
1998-99	Regina	WHL	29	10	19	29	43	-	-	-	-	-	-	-	-	-	-		
	Calgary	WHL	30	11	22	33	26	-	-	-	-	21	8	15	23	59			
	Canada	WJC	7	0	1	1	2	-	-	-	-	-	-	-	-	-	-		
1999-00	San Jose	NHL	82	10	26	36	32	+3	5	1	3	12	1	0	1	6			
2000-01	San Jose	NHL	77	5	18	23	56	+10	1	0	2	5	1	0	1	0			
	Canada	WC	7	1	1	2	6	-	-	-	-	-	-	-	-	-	-		
2001-02	San Jose	NHL	82	6	23	29	39	+13	2	0	2	12	0	3	3	8			
2002-03	San Jose	NHL	36	4	10	14	46	-6	2	0	1	-	-	-	-	-	-		
2003-04	San Jose	NHL	77	9	30	39	34	+9	5	0	0	17	1	5	6	13			
2004-05							- DNP -												
2005-06	San Jose	NHL	23	2	10	12	14	-2	1	0	0	-	-	-	-	-	-		
	Boston	NHL	55	10	21	31	38	-6	6	0	2	-	-	-	-	-	-		
	Canada	WC	9	0	3	3	14	-	-	-	-	-	-	-	-	-	-		
2006-07	Boston	NHL	48	7	10	17	26	-22	1	0	2	-	-	-	-	-	-		
	Calgary	NHL	27	0	5	5	18	+12	0	0	0	6	0	1	1	6			
2007-08	Los Angeles	NHL	63	5	16	21	67	-16	2	0	1	-	-	-	-	-	-		
	Detroit	NHL	9	1	1	2	2	+6	0	0	0	21	1	6	7	14			
2008-09	Detroit	NHL	67	2	13	15	26	-3	1	0	0	23	3	6	9	12			
2009-10	Detroit	NHL	82	4	16	20	22	-12	1	0	2	12	2	4	6	8			
2010-11	Detroit	NHL	67	3	17	20	40	+4	1	0	1	11	0	2	2	8			
2011-12	Detroit	NHL	81	6	15	21	29	+16	1	1	2	5	0	1	1	0			
2012-13	San Jose	NHL	48	0	6	6	25	+4	0	0	0	11	1	2	3	2			
2013-14	San Jose	NHL	61	3	8	11	35	+4	0	0	3	7	0	0	0	0			
2014-15	Colorado	NHL	65	3	10	13	16	-4	0	0	0	-	-	-	-	-	-		
NHL TOTALS			1050	80	255	335	565	+10	29	2	21	142	10	30	40	77			

VS. NHL

	GP	G	A	PTS	PIM		GP	G	A	PTS	PIM		GP	G	A	PTS	PIM
Anaheim	58	3	19	22	25	Detroit	32	3	7	10	10	Ottawa	20	3	5	8	12
Arizona	58	2	19	21	20	Edmonton	47	6	11	17	37	Philadelphia	18	0	4	4	4
Boston	14	2	2	4	4	Florida	20	2	11	13	20	Pittsburgh	20	6	5	11	10
Buffalo	27	3	6	9	12	Los Angeles	53	3	11	14	10	St. Louis	58	4	18	22	51
Calgary	48	6	11	17	39	Minnesota	47	0	6	6	30	San Jose	27	2	2	4	10
Carolina	19	4	6	10	10	Montreal	20	4	5	9	10	Tampa Bay	21	1	4	5	14
Chicago	58	2	14	16	59	Nashville	58	3	10	13	20	Toronto	23	3	4	7	12
Colorado	49	1	8	9	24	New Jersey	17	1	5	6	4	Vancouver	47	1	14	15	28
Columbus	48	2	12	14	36	NY Islanders	20	2	6	8	4	Washington	22	3	5	8	6
Dallas	61	5	16	21	20	NY Rangers	17	2	3	5	8	Winnipeg	23	1	6	7	16

05: Did not play. **2003-04:** Led all Sharks defenseman in scoring with 39 points (9g/30a) in 77 games...Set a team record for the fastest two goals by one player when he scored twice in a 17-second span on April 4 vs. Los Angeles...Notched his 100th career assist on March 3 vs. Montreal...Skated in his 300th career NHL game at Anaheim on Dec. 10. **PLAYOFFS:** Dressed in 17 postseason games for the Sharks, tallying six points (1g/5a). **2002-03:** Appeared in only 36 games due to injury...Missed the final 21 games of the season from Feb. 24 to April 6 due to a head injury...Played his first game of the year on Nov. 15 at Tampa Bay after recovering from offseason ankle surgery...Missed eight games from Jan. 6-22 due to an ankle injury. **2001-02:** Appeared in all 82 games for San Jose...Finished tied for first among Sharks defensemen in goals (6) and was second in points (29)...Led the team in blocked shots (113) and hits (197)...Played in his 200th NHL game on Jan. 5 vs. Florida. **PLAYOFFS:** Recorded three assists in 12 playoff games for the Sharks. **2000-01:** Finished second among Sharks defensemen in scoring with 23 points (5g/18a) in 77 games...Played in his 100th career game vs. NY Islanders on Nov. 18. **1999-00:** Was named to the NHL All-Rookie Team and finished runner-up for the Calder Trophy (Scott Gomez)...Led all Sharks defensemen and all rookie blueliners in scoring with 36 points (10g/26a)...His 10 goals set a club record for a rookie defenseman...Was the only rookie blueliner and the only Sharks defender to appear in all 82 games...Scored a goal in his NHL debut on Oct. 2 vs. Calgary...Recorded his first career assist on Oct. 4 vs. Chicago. **PLAYOFFS:** Appeared in all 12 postseason games as a rookie...Made his Stanley Cup Playoff debut in Game 1 (WCQF) at St. Louis on April 12...Scored his first career postseason goal at St. Louis on April 21 (Game 5). **1998-99:** Was named the Canadian Major

Junior Defenseman of the Year after splitting the season between Regina and Calgary of the Western Hockey League...Named to the Canadian Major Junior First All-Star Team and WHL East First All-Star Team...Had a combined 62 points (21g/41a) in 59 regular season games between the two teams...Traded to Calgary by Regina for Donald Choukalos and Ryan Geremia on Jan. 15...Went on to record 23 points (8g/15a) in 12 postseason games as Calgary won the Ed Chynoweth Cup as WHL champions...Added two points (0g/2a) in two games for the Hitmen at the Memorial Cup. **1997-98:** Was named to the WHL East Second All-Star Team for the Regina Pats...Finished fourth among league blueliners with 65 points (20g/45a)...Added seven points (3g/4a) in nine postseason contests. **1996-97:** Had 43 points (7g/36a) in 57 games during his first full season with Regina.

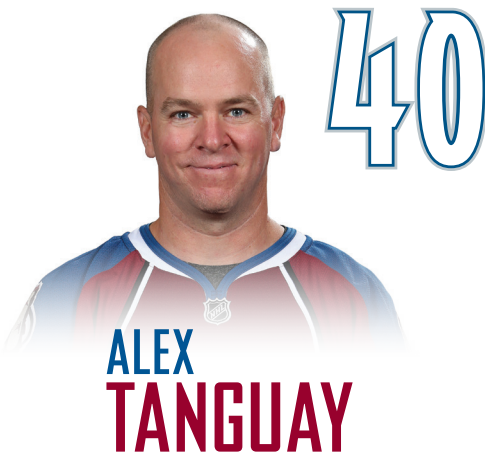
INTERNATIONAL

Represented Canada at the 2001 IIHF World Championship and 2006 IIHF World Championship...Also played for his country at the 1999 IIHF World Junior Hockey Championship.

PERSONAL

Brad and his family reside in San Jose during the summer...Purchases tickets to every Avalanche home game, donating those tickets to numerous charity organizations.





ALEX TANGUAY

POSITION: LEFT WING

HEIGHT: 6' 1"

WEIGHT: 194 LBS.

SHOOTS: LEFT

BORN: NOVEMBER 21, 1979

BIRTHPLACE: STE-JUSTINE, QUEBEC

TRANSACTIONS

Colorado's first selection (first round, 12th overall) in 1998 Entry Draft...Acquired by Calgary in exchange for Jordan Leopold, a second-round selection (Codey Burki) in 2006 Entry Draft and a second-round pick (Trevor Cann) in 2007 Entry Draft, June 24, 2006...Acquired by Montreal, along with a fifth round choice (Maxim Trunev) in 2008 Entry Draft, in exchange for a first round choice (Greg Nemisz) in 2008 Entry Draft and a second-round choice (later traded to Colorado - Colorado selected Stefan Elliott) in 2009 Entry Draft, June 20, 2008...Signed by Tampa Bay as a free agent, Sept. 1, 2009...Signed by Calgary as a free agent, July 1, 2010...Acquired by Colorado, along with Cory Sarich, in exchange for David Jones and Shane O'Brien, June 27, 2013.

CAREER HIGHS

Goals/Game: 3 (2x), last: Jan. 21, 2004 at Florida

Assists/Game: 4, Oct. 23, 2003 vs. Edmonton

Points/Game: 5 (3x), last: March 24, 2009 vs. Atlanta

Point Streak: 16 games, Feb. 6 - March 7, 2003

Goal Streak: 4 games, Jan. 3-9, 2006

Assist Streak: 8 games (3x), last: March 30-Oct. 13, 2011

Shots/Game: 7 (2x), last: Feb. 5, 2011 vs. Los Angeles

Ice Time/Game: 26:46, March 21, 2011 at Los Angeles

Plus/Minus: +5, Jan. 18, 2001 vs. Vancouver

Consec. GP: 138 games, Feb. 8, 2002 - Dec. 17, 2003

Mult. Pt. Games: 206 total - 2 pts (158), 3 pts (41), 4 pts (4), 5 pts (3)

Career Shootouts: 22-60 (36.7%), 10 GDG

CAREER SUMMARY

Helped the Avalanche win the 2001 Stanley Cup... Scored two goals, including the game winner, and had

an assist in Game 7 of the 2001 Stanley Cup Final against New Jersey at Pepsi Center...Has recorded 828 points (275g/553a) with a +155 plus/minus rating in 1,018 career NHL games...Colorado's first-round pick (12th overall) in the 1998 Entry Draft, Tanguay ranks seventh on the franchise's all-time scoring list with 466 points (163g/303a) in 546 games...He ranks eighth in team history in both goals (163) and assists (303)...Tanguay's 466 points are the fourth-most in Avalanche history (since 1995-96), trailing Joe Sakic (1015), Milan Hejduk (805) and Peter Forsberg (705)...Played in the 2004 NHL All-Star Game...Is the NHL's active leader in career shooting percentage (min 700 shots) at 18.9%...Has twice led the NHL in that category, 2005-06 (23.2%) and 2014-15 (21.2%)...Only three players from the 1998 draft class have more points than Tanguay's 828: Vincent Lecavalier (931), Brad Richards (904) and Pavel Datsyuk (869).

2014-15 SEASON

Finished third on the Avalanche in both goals (22) and points (55-tied) and shared the team lead with four game-winning goals...Appeared in 80 games, his most since 2009-10 with Tampa Bay (80)...Led the NHL in shooting percentage at 21.2%, the second time in his career that he's paced the league in that category (also 2005-06)...Reached the 20-goal mark for the seventh time in his career...Appeared in his 1,000th NHL game on March 4 vs. Pittsburgh, becoming the 299th player in NHL history to reach that milestone...Scored his seventh career short-handed goal on Oct. 28 vs. San Jose...Suffered a facial fracture on Nov. 20 vs. Washington, forcing him to miss two games from Nov. 22-25...Led the team with 10 points (4g/6a) in December...Appeared in his 500th game as a member of the Avalanche on Dec. 29 at St. Louis...Recorded his 800th NHL point on Jan. 8 vs. Ottawa...Tanguay became the fourth player from the 1998 draft class to reach 800 points, joining Vincent Lecavalier, Brad Richards and Pavel Datsyuk...Passed Valeri Kamensky (414) for ninth place on the franchise's all-time points list on Oct. 24 vs. Vancouver, passed Paul Stastny (458) for eighth on March 25 at Edmonton and passed Dale Hunter (464) for seventh place on April 4 at Los Angeles...Moved ahead of Hunter (142) for ninth place on the franchise goal-scoring list on Oct. 18 at Montreal and passed Stastny (160) for eighth place on March 23 at Calgary.

CAREER

2013-14: Appeared in only 16 games due to injury...Recorded 11 points (4g/7a) with a +7 plus/minus rating in those 16 contests...Colorado was 15-1-0 with Tanguay in the lineup...Had three assists in the season opener on Oct. 2 vs. Anaheim...Was the first Avalanche player to register three points in a season opener since 2007-08, when Paul Stastny and Andrew Brunette both accomplished the feat...Scored two goals, including a short-handed tally, on Oct. 12 at Washington...Suffered a knee injury on Nov. 2 vs. Montreal, forcing him to miss 36 games from Nov. 6 to Jan. 21...Was placed on

AVALANCHE PLAYERS

Injured Reserve, Nov. 18 (retroactive to Nov. 2) and activated on Jan. 24...Missed the final 29 games of the season (knee/hip)...Underwent season-ending hip surgery on Feb. 21...Placed on Injured Reserve, Feb. 24 (retroactive to Jan. 30). **PLAYOFFS:** Did not participate in the postseason due to injury. **2012-13:** Finished tied for third on the Calgary Flames in scoring with 27 points (11g/16a) in 40 games...Was also third on the club in goals and tied for fifth in assists...Registered his 500th NHL assist on Feb. 2 vs. Chicago...Scored the overtime winner on Feb. 7 at Columbus, his fourth career OT goal...Appeared in his 900th career game on Feb. 26 at Minnesota...Left with a knee injury on April 12 vs. Phoenix, forcing him to miss the remainder of the season...Was tied for the team lead in points heading into that game. **2011-12:** Tallied 49 points (13g/36a) in 64 games with the Calgary Flames...Registered his 700th career point with an assist on Nov. 21 at Columbus...Did not dress on Dec. 10 because of the flu...Was placed on IR with an upper body injury on Dec. 22, forcing him to miss 15 games...Scored on a penalty shot on Feb. 25 vs. Philadelphia...Sat out two games, April 5-7, with a wrist injury. **2010-11:** Led the Flames with 47 assists...Also ranked first

on the team in shooting percentage at 18.3%...Led the NHL with 10 shootout goals, going 10-for-16 (62.5%)...Shared the league lead with four shootout game-deciding goals...Played in his 800th career game on Feb. 27 vs. St. Louis. **2009-10:** Appeared in 80 games for the Tampa Bay Lightning...Recorded his 600th NHL point on Dec. 21 at NY Islanders and skated in his 700th career game on Jan. 6 at Buffalo...Scored his 200th NHL goal on Jan. 16 at Florida. **2008-09:** Was limited to 50 games with the Montreal Canadiens, missing 32 games due to injury...Led Montreal with a +13 plus/minus rating...Tied his career-high with five points (2g/3a) on March 24 vs. Atlanta. **PLAYOFFS:** Dressed in two of Montreal's four games in a first round series loss to Boston. **2007-08:** Finished fourth on Calgary in goals (18) and assists (40), and was fifth in points (58)...Shared the team lead with two short-handed goals...Tallied his 500th NHL point with a goal on Nov. 10 vs. Edmonton...Had two assists in his 600th career game on March 16 at Chicago. **PLAYOFFS:** Appeared in all seven postseason games for Calgary, registering four assists. **2006-07:** Set a career high with 81 points (22g/59a) in 81 games for the Calgary Flames...Ranked first on Calgary in assists and finished second in

STATISTICS

SEASON	TEAM	LEAGUE	REGULAR SEASON										PLAYOFFS				
			GP	G	A	PTS	PIM	+/-	PP	SH	GW	GP	G	A	PTS	PIM	
1996-97	Halifax	QMJHL	70	27	41	68	60	-	-	-	-	12	5	8	13	8	
1997-98	Halifax	QMJHL	51	47	38	85	32	-	-	-	-	5	7	6	13	4	
	Canada	WJC	7	2	1	3	2	-	-	-	-	-	-	-	-	-	
1998-99	Halifax	QMJHL	31	27	34	61	30	-	-	-	-	5	1	2	3	2	
	Hershey	AHL	5	1	2	3	2	-	-	-	-	5	0	2	2	0	
1999-00	Colorado	NHL	76	17	34	51	22	+6	5	0	3	17	2	1	3	2	
2000-01	Colorado	NHL	82	27	50	77	37	+35	7	1	3	23	6	15	21	8	
2001-02	Colorado	NHL	70	13	35	48	36	+8	7	0	2	19	5	8	13	0	
2002-03	Colorado	NHL	82	26	41	67	36	+34	3	0	5	7	1	2	3	4	
2003-04	Colorado	NHL	69	25	54	79	42	+30	7	0	5	8	2	2	4	2	
2004-05	Lugano	Swiss	6	3	3	6	4	-	-	-	-	-	-	-	-	-	
2005-06	Colorado	NHL	71	29	49	78	46	+8	8	0	4	9	2	4	6	12	
2006-07	Calgary	NHL	81	22	59	81	44	+12	5	0	0	6	1	3	4	8	
2007-08	Calgary	NHL	78	18	40	58	48	+11	3	2	3	7	0	4	4	4	
2008-09	Montreal	NHL	50	16	25	41	34	+13	5	0	3	2	0	1	1	2	
2009-10	Tampa Bay	NHL	80	10	27	37	32	-2	3	0	2	-	-	-	-	-	
2010-11	Calgary	NHL	79	22	47	69	24	0	3	0	2	-	-	-	-	-	
2011-12	Calgary	NHL	64	13	36	49	28	+7	1	1	3	-	-	-	-	-	
2012-13	Calgary	NHL	40	11	16	27	22	-13	2	1	1	-	-	-	-	-	
2013-14	Colorado	NHL	16	4	7	11	4	+7	0	1	2	-	-	-	-	-	
2014-15	Colorado	NHL	80	22	33	55	40	-1	2	1	4	-	-	-	-	-	
NHL TOTALS			1018	275	553	828	495	+155	61	7	42	98	19	40	59	42	

VS. NHL

	GP	G	A	PTS	PIM		GP	G	A	PTS	PIM		GP	G	A	PTS	PIM
Anaheim	42	9	28	37	14	Detroit	41	12	23	35	18	Ottawa	21	7	7	14	4
Arizona	45	16	22	38	14	Edmonton	68	19	37	56	30	Philadelphia	21	6	10	16	16
Boston	22	5	11	16	6	Florida	22	9	13	22	6	Pittsburgh	20	1	9	10	10
Buffalo	21	6	9	15	8	Los Angeles	41	13	17	30	16	St. Louis	47	11	34	45	20
Calgary	38	9	24	33	20	Minnesota	64	16	30	46	30	San Jose	44	8	26	34	26
Carolina	23	4	10	14	10	Montreal	18	4	11	15	8	Tampa Bay	16	3	7	10	8
Chicago	44	11	32	43	20	Nashville	43	5	26	31	25	Toronto	21	9	13	22	16
Colorado	33	7	21	28	22	New Jersey	19	4	9	13	6	Vancouver	68	22	40	62	46
Columbus	40	14	18	32	30	NY Islanders	18	4	9	13	8	Washington	19	5	5	10	14
Dallas	53	20	22	42	18	NY Rangers	19	9	5	14	12	Winnipeg	27	7	25	32	14

points...His 59 assists were also a personal best and tied him for ninth in the league...Shared the team lead in games played...Finished third in the NHL in shooting percentage (20.6%)...Dressed in his 500th NHL game on Feb. 2 vs. Columbus...Picked up his 300th career assist on Feb. 11 at Detroit. **PLAYOFFS:** Led the Flames in assists (3) and finished second in points (4-tied) while appearing in six postseason games. **2005-06:** Set a career high with 29 goals in 71 games for the Avalanche...Finished second on Colorado in scoring with 78 points...Was third on the team in goals and second in assists (49)...Led the NHL in shooting percentage (23.2%)...Had a team-high 22 multi-point games, including eight three-point efforts...Scored the first shootout goal in Avs history on Oct. 14 vs. Chicago...Moved past Mats Sundin (334) for ninth place on the franchise's all-time points list with an assist on Nov. 3 vs. Anaheim...Scored his first career penalty shot goal on Nov. 12 at Calgary...Skated in his 400th career game on his 26th birthday, Nov. 21 vs. Calgary...Finished with a team-high 19 points in January (10g/9a), tied for third-most in the NHL...Scored a goal in four straight games, Jan. 3-9, a new career best...Sat out the final game before the Olympic Break (Feb. 12 at Detroit) due to a hip injury...Suffered a knee injury on March 19 at San Jose, forcing him to miss 10 games from March 20 to April 9...Scored a pair of goals on April 15 at Vancouver, moving him into 10th place on the franchise goal-scoring list and also making him the ninth player in team history to record 400 career points. **PLAYOFFS:** Appeared in all nine postseason games for Colorado, ranking fourth on the team with six points (2g/4a)...Scored two goals, including the overtime winner, in Game 3 of the first round series against Dallas on April 26 at Pepsi Center. **2004-05:** Played six games with Lugano in Switzerland, scoring three goals with three assists. **2003-04:** Shared the team lead in assists (54) and ranked second in points (79) while appearing in 69 games for Colorado...Finished tied for ninth in league scoring and tied for fourth in assists...Was a team-best +30...Selected to play in his first NHL All-Star Game (in Minnesota)...Recorded a nine-game point streak from Oct. 16 to Nov. 2 (5g/11a), longest by an Avs player in 2003-04...Had a career-high four assists on Oct. 23 vs. Edmonton...Missed two games with a groin injury, Dec. 19-20, ending his games-played streak at 138...Scored the overtime winner on Jan. 11 at Chicago...Recorded his second career hat trick on Jan. 21 at Florida...Tied a career high with five points on March 3 vs. Vancouver, equaling the mark also set against the Canucks on Jan. 18, 2001...Missed the final 11 games of the season with a sprained knee suffered on March 12 at Phoenix. **PLAYOFFS:** Collected points in each of the first three games of the Western Conference Quarterfinal against Dallas...Notched the game-winning goal in Game 1 vs. Dallas...Missed Game 5 of the WCQF and Games 5 and 6 of the Western Conference Semifinal against San Jose with a leg injury. **2002-03:** Appeared in all 82 games and finished third on the Avalanche in plus/minus (+34)...Recorded a career-high 16-game point streak from Feb. 11 to March 7 (10g/16a), the longest streak by an NHL player

in 2002-03...Included in that stretch was an eight-game assist streak, Feb. 8-20, matching his career high...Registered his first career hat trick on March 22 vs. Chicago. **PLAYOFFS:** Had three points (1g/2a) in seven postseason contests...Scored the game-winning goal in Game 3 of the Western Conference Quarterfinal against Minnesota. **2001-02:** Finished third on the Avalanche with 48 points (13g/35a) in 70 games...Picked up his 100th career assist on Dec. 23 vs. Minnesota. **PLAYOFFS:** Tied for third on the Avs in playoff scoring with 13 points (5g/8a) in 19 games...Assisted on Peter Forsberg's game-winning goal in Game 7 of the Western Conference Semifinal vs. San Jose...Missed the final two games of the Conference Final against Detroit due to a leg injury. **2000-01:** Surpassed his rookie season totals in goals (27), assists (50) and points (77)...Finished sixth in the NHL in plus/minus rating (+35)...Tallied a career-best five points (2g/3a) on Jan. 18 vs. Vancouver...Posted a team-high 11-game point streak from Nov. 1-25 (6g/13a), tied for the fifth-longest streak in the NHL...Had a career-best eight-game assist streak from Nov. 1-16 (10a)...Logged his first career fighting major on Dec. 29 vs. Nashville (A. Boikov). **PLAYOFFS:** Helped the Avalanche capture the 2001 Stanley Cup championship...Established playoff career-bests in goals (6), assists (15) and points (21)...Ranked fifth among postseason scorers in points and his 15 assists trailed only Milan Hejduk's 16 in the NHL...Scored two goals, including the game winner, and had an assist in Game 7 of the Stanley Cup Final against New Jersey on June 9 at Pepsi Center...Tallied points in each of the last four games of the Cup Final (4g/2a), which included goals in each of the last three contests. **1999-00:** Finished second among NHL rookie scorers with 51 points in 76 games...Also ranked second among rookies in assists (34)...Led the Avalanche in shooting percentage (23.0%)...Opened the season with a five-game point streak (Oct. 5-11)...Had an assist in his NHL debut on Opening Night, Oct. 5 at Nashville...Scored his first NHL goal 22 seconds into the first period on Oct. 8 at Pittsburgh...His first five goals came on his first seven shots...Recorded a season-best six-game point streak from Dec. 1-12 (1g/5a)...Scored two goals on Oct. 28 at Philadelphia, his first career multiple-goal game...Returned March 29 vs. Edmonton after suffering a neck strain on March 14 vs. Anaheim (missed six games). **PLAYOFFS:** One of four Avalanche rookies who made their first appearance in the Stanley Cup Playoffs...Appeared in all 17 postseason games...Tallied a goal and an assist in his NHL playoff debut, Game 1 of the first round series against Phoenix on April 13...Scored again in his second career postseason game on April 15 vs. Phoenix. **1998-99:** Completed his third and final season with Halifax of the QMJHL...Set Halifax career records for points (214), goals (101) and assists (113)...Was chosen as one of the team captains at the 1999 QMJHL All-Star Game...Matched a team record with five points on Oct. 9 in an 11-3 victory over Bale-Comeau...Equaled another club record with four goals on Oct. 15 in a 6-1 victory over Drummondville...Missed 28 games with a concussion he suffered on Oct.

AVALANCHE PLAYERS

18...Joined Hershey (AHL) for five regular season games and five postseason games at the end of the season. **1997-98:** Had 47 goals and 85 points in 51 games during his second season with Halifax. **1996-97:** Named to the QMJHL All-Rookie Team and Canadian Hockey League All-Rookie Team in his first season with Halifax.

INTERNATIONAL

Represented Canada at the 1998 IIHF World Junior Championship.

PERSONAL

Alex and his wife, Helene, have three children: Maya (7), Samuel (5) and Blake (3)...Began his NHL career wearing #40 but switched to #18 prior to the 2003-

04 season...#18 was his number in juniors...Wore #13 with Montreal and Tampa Bay...Each year, in conjunction with the NHL/NHLPA's Hockey Fights Cancer Awareness Month, Tanguay co-hosts a hockey clinic that benefits children who have or are impacted by cancer from Rocky Mountain Children's Health Foundation...As a member of the Flames, Tanguay partnered with the team to raise funds for the Canadian Cancer Society directed to stomach cancer research...Donated money to the organization for every assist he recorded during the 2010-11 season...Organizes his own charity golf tournament to benefit minor hockey in his hometown each summer...Was a Quebec Nordiques fan growing up...Lived with Patrick Roy during his rookie season of 1999-2000.

SEMYON VARLAMOV

POSITION: GOALTENDER
HEIGHT: 6' 2"
WEIGHT: 209 LBS.
CATCHES: LEFT
BORN: APRIL 27, 1988
BIRTHPLACE: SAMARA, RUSSIA

TRANSACTIONS

Washington's second choice (first round, 23rd overall) in 2006 Entry Draft...Acquired by Colorado in exchange for a first round selection (Filip Forsberg) in 2012 Entry Draft and Boston's second round choice (previously acquired, later traded to Dallas - Dallas selected Mike Winther) in 2012 Entry Draft, July 1, 2011.

CAREER HIGHS

Most Saves: 54, Jan. 6, 2015 at Chicago
Win Streak: 6 games (3x), last: March 4-19, 2015
Streak w/o Regulation Loss: 16 decisions (11-0-5)
Dec. 12, 2013 - Jan. 18, 2014
Shutout Streak: 129:23, March 1-6, 2012
Consec. Starts: 22 games, Jan. 15 - March 8, 2015
Shootouts: 24-14 record, 127 att, 33 goals (.740%)
Penalty Shots: 5 attempts, 1 goal allowed

CAREER SUMMARY

In 208 games as a member of the Avalanche, Varlamov has posted a 106-79-20 record with 14 shutouts, a .918 save percentage and 2.59 goals-against average...Varlamov's .918 save percentage is the highest in Avalanche/Nordiques history, just ahead of Patrick Roy (.9176%)...Semyon ranks third on the franchise's all-time wins list with 106, one behind Dan Bouchard (107) for second place...Roy is the leader with 262...Varly's 208 games played rank fourth in franchise history behind Roy (478), Peter Budaj (242) and Bouchard (225)...Was named to the NHL's Second All-Star Team and was a finalist for the Vezina Trophy in 2013-14...Finished fourth in voting for the Hart Trophy that year...Set a single-season franchise record with 41 wins in 2013-14...Established a single-game

NHL record for the most saves in a road shutout when he stopped all 54 shots in a 2-0 victory at Chicago on Jan. 6, 2015...Varly's 136 career wins overall rank fourth all-time among Russian goaltenders, trailing only Evgeni Nabokov (353), Nikolai Khabibulin (333) and Ilya Bryzgalov (221)...Semyon's .918 career save percentage ranks sixth among active netminders...Owns a 24-14 record in shootouts with a .740 Sv% (127 att, 33 goals)...His .740 shootout save percentage ranks sixth all-time (minimum of 100 attempts)...Has stopped 4-of-5 career penalty shots against (.800%).

2014-15 SEASON

Appeared in 57 games, all starts, posting a 28-20-8 record with a 2.56 goals-against average, .921 save percentage and five shutouts...His five shutouts were a career high and tied him for eighth in the league...Had three 40+ save shutouts, making Varly just the third goaltender since the 1967-68 expansion to have three shutouts of at least 40 saves in a season (Bill Ranford in 1986-87 and Mike Smith in 2011-12)...Missed a total of 15 games due to a groin injury (3 games: Oct. 16-21, 6 games: Nov. 20 to Dec. 1, 6 games: Dec. 9-21)...Made 49 saves on Oct. 28 vs. San Jose, tying the franchise record for most saves in a home game (Scott Gordon, Feb. 4, 1990 vs. Boston)...Turned aside all 40 shots in a 5-0 victory over the Islanders on Oct. 30 at Pepsi Center, the first 40-save shutout by an Avs goaltender since Patrick Roy on Nov. 15, 2000 at Anaheim...Set an NHL record for the most saves in a road shutout when he stopped all 54 shots in a 2-0 victory at Chicago on Jan. 6...Only two goaltenders have posted 54 or more saves in a home shutout in that span: Ben Scrivens in 2013-14 (59) and Mike Smith in 2011-12 (54)...Varlamov's 54 stops, which were a career high, were the most in Avalanche history and the second-most in franchise history (Ron Tugnutt 70 with Quebec)...Set a franchise record for the most saves over a three-game span with 127 from Jan. 6-10 (127/132, .962%)...Started a career-high 22 consecutive games from Jan. 15 to March 8, one short of Craig Anderson's record for the most consecutive starts ever by an Avalanche goalie (Anderson started 23 in a row from Jan. 9 to March 14, 2010)...The 22 consecutive starts rank as the fourth-most in franchise history...Started 30 of Colorado's 31 games from Dec. 29 to March 8...Stopped 4-of-5 shots in two periods of action to earn a 5-2 victory over Arizona on Feb. 16 at Pepsi Center...His four saves were the fewest ever by an Avalanche starting goaltender in a victory, besting the eight saves by David Aebischer at Nashville on Jan. 27, 2001...Won six consecutive starts from March 4-19, matching his career-long win streak...Was named the NHL's Second Star of the Week for March 2-8 and Jan. 5-11...Had a shutout streak of 124:19 from March 4-8, just 5:04 shy of his career high set in 2011-12 (129:23)...Posted his 14th shutout as a member of the Avalanche on March 7 at Columbus, passing Aebischer (13) for second place in franchise history...Recorded his 100th win as a member of the Avs on March 8 at Minnesota, becoming the fourth goaltender in franchise

AVALANCHE PLAYERS

history to win 100 games...Passed Stephane Fiset (84) for fifth place on the franchise wins list on Jan. 2 vs. Edmonton, passed David Aebischer (89) for fourth place on Jan. 21 vs. Boston and passed Peter Budaj (101) for third place on March 14 vs. Calgary...Had three separate stints on the Injured Reserve list: placed on IR, Oct. 16 (retro to Oct. 14) and activated on Oct. 23, placed on IR, Nov. 26 (retro to Nov. 15) and activated on Dec. 2 and placed on IR, Dec. 17 (retroactive to Dec. 5) and activated on Dec. 23.

CAREER

2013-14: Named to the NHL's Second All-Star Team and was a finalist for the Vezina Trophy...Finished fourth in voting for the Hart Trophy...Became just the second netminder in Avalanche/Nordiques history to earn an NHL postseason all-star selection, joining Patrick Roy (first team) in 2001-02...Was the first Avs player to make a postseason All-Star team since Joe Sakic in 2003-04...Was narrowly edged for the Vezina by Boston's Tuukka Rask, 103 points to 90...Led all NHL goaltenders with 41 victories, breaking Roy's franchise

record for most wins in a single season (40, 2000-01)...Also led all netminders in saves (1,867) and shots faced (2,013) and finished third in save percentage (.927)...Ranked among the league's top 10 goalies in appearances (63-4th), starts (60-7th) and minutes (3640-5th)...His .927 save percentage was the highest in franchise history, and he joined Roy (1996-97) as the only Avalanche/Nordiques goaltenders to ever lead the NHL in victories...Finished 24-9-4 at home, matching Roy's club record for home wins set in 2000-01...Was 32-4-4 when facing 30 or more shots, 7-1-1 when facing 40-plus shots and 6-0-1 when making 40 saves...From Dec. 31 to the end of the season, Semyon was an NHL-best 25-6-2 in his last 33 starts...Picked up three assists, the most by an Avs netminder since Craig Anderson had three in 2009-10...Won his first five starts to begin the year...Allowed just one goal in each of his first four outings, becoming the first goaltender in franchise history to allow one goal or less in his first four starts of a season...Finished 7-1-0 with a 1.76 GAA in October, the highest winning percentage (.875) by an Avs/Nordiques goalie in October...

STATISTICS

SEASON	CLUB	LGE	GP	W	L	OT	MIN	REGULAR SEASON				GAA	Sv%	PLAYOFFS					
								GA	SO					GP	W	L	MIN	SO	GAA
2004-05	Yaroslavl 2	Russia 3	8	-	-	-	480	15	1	1.90	-	-	-	-	-	-	-	-	-
2005-06	Yaroslavl 2	Russia 3	33	-	-	-	1782	60	8	2.02	-	-	-	-	-	-	-	-	-
	Russia	WJC	1	1	0	0	60	1	0	1.00	-	-	-	-	-	-	-	-	-
2006-07	Yaroslavl	Russia	31	15	7	6	1810	64	3	2.12	-	-	-	6	-	-	368	0	2.94
	Russia	WJC	6	5	1	0	358	9	2	1.51	-	-	-	-	-	-	-	-	-
2007-08	Yaroslavl	Russia	44	-	-	-	2592	106	3	2.45	-	-	-	16	-	-	924	5	1.62
2008-09	Washington	NHL	6	4	0	1	329	13	0	2.37	.918	-	-	13	7	6	759	2	2.53
	Hershey	AHL	27	19	7	1	1551	62	2	2.40	.916	-	-	-	-	-	-	-	-
2009-10	Washington	NHL	26	15	4	6	1527	65	2	2.55	.909	-	-	6	3	3	349	0	2.41
	Hershey	AHL	3	3	0	0	185	6	0	1.95	.933	-	-	-	-	-	-	-	-
	Russia	Olympics	-	-	-	-	-	-	-	-	-	-	-	-	-	-	-	-	-
2010-11	Russia	WC	5	4	1	0	298	7	1	1.41	.951	-	-	-	-	-	-	-	-
	Washington	NHL	27	11	9	5	1560	58	2	2.23	.924	-	-	-	-	-	-	-	-
	Hershey	AHL	3	2	1	0	179	10	0	3.36	.855	-	-	-	-	-	-	-	-
2011-12	Colorado	NHL	53	26	24	3	3151	136	4	2.59	.913	-	-	-	-	-	-	-	-
	Russia	WC	8	8	0	0	440	13	1	1.77	.939	-	-	-	-	-	-	-	-
2012-13	Yaroslavl	KHL	16	8	4	3	929	27	3	1.74	.946	-	-	-	-	-	-	-	-
	Colorado	NHL	35	11	21	3	1950	98	3	3.02	.903	-	-	-	-	-	-	-	-
	Russia	WC	4	2	1	0	201	12	0	3.59	.878	-	-	-	-	-	-	-	-
2013-14	Colorado	NHL	63	41	14	6	3640	146	2	2.41	.927	-	-	7	3	4	432	0	2.78
	Russia	Olympics	3	1	1	0	152	5	1	1.98	.911	-	-	-	-	-	-	-	-
2014-15	Colorado	NHL	57	28	20	8	3307	141	5	2.56	.921	-	-	-	-	-	-	-	-
NHL TOTALS			267	136	92	32	15464	657	18	2.55	.918	-	-	26	13	13	1540	2	2.57

VS. NHL

	GP	MIN	GA	SO	W-L-O	GAA		GP	MIN	GA	SO	W-L-O	GAA		GP	MIN	GA	SO	W-L-O	GAA
Anaheim	9	476	23	0	3-3-2	2.90	Edmonton	16	909	48	0	6-9-0	3.17	Philadelphia	5	257	12	0	2-1-1	2.80
Boston	6	348	12	1	2-2-1	2.07	Florida	7	419	17	0	5-2-0	2.43	Phoenix	12	655	32	0	6-5-1	2.93
Buffalo	6	365	14	1	5-0-1	2.30	Los Angeles	10	608	21	1	5-4-1	2.07	Pittsburgh	5	305	13	0	3-1-1	2.56
Calgary	10	587	27	0	4-5-1	2.76	Minnesota	17	970	37	1	8-8-1	2.29	San Jose	11	643	31	0	5-3-3	2.89
Carolina	8	496	18	0	4-1-3	2.18	Montreal	5	313	11	1	4-0-1	2.11	St. Louis	14	802	26	3	6-6-2	1.95
Chicago	14	807	26	2	10-3-0	1.93	NY Islanders	4	240	9	1	2-1-1	2.25	Tampa Bay	12	683	26	2	7-2-2	2.28
Colorado	-	-	-	-	-	-	NY Rangers	7	427	25	0	4-3-0	3.51	Toronto	5	268	12	0	2-1-2	2.69
Columbus	10	606	19	3	6-3-1	1.88	Nashville	13	772	38	2	8-4-1	2.95	Vancouver	12	691	33	0	3-8-1	2.87
Dallas	14	823	41	0	9-3-2	2.99	New Jersey	5	308	8	0	4-1-0	1.56	Washington	3	178	4	0	2-1-0	1.35
Detroit	6	291	15	0	1-5-0	3.09	Ottawa	6	359	18	0	3-2-1	3.01	Winnipeg	15	857	41	0	7-5-2	2.87

Varlamov and Jean-Sebastien Giguere were named the NHL's Second Stars for the week ending Oct. 13...Went 11-0-5 over a span of 16 starts from Dec. 12 to Jan. 18, equaling the longest streak without a regulation loss in franchise history...Peter Budaj also went 16 straight decisions (13-0-3) without a regulation defeat from Feb. 24 to April 5, 2007...Finished 10-1-1 in January, setting a franchise record for January wins...His 10 victories tied the franchise mark for wins in any month...Signed a five-year contract extension through 2018-19 on Jan. 30...Stopped Jim Slater's penalty shot attempt on March 10 vs. Winnipeg and has now stopped 4-of-5 career penalty shots against (.800%)...Posted his 100th career victory on March 12 vs. Chicago...Became the fourth Russian goaltender in league history to reach 100 victories, joining Evgeni Nabokov, Nikolai Khabibulin and Ilya Bryzgalov...Appeared in his 200th NHL game on March 14 vs. Anaheim...Made a season-high 47 saves on March 29 vs. San Jose, helping the Avalanche clinch their first postseason berth since 2009-10...Won six consecutive starts from March 25 to April 5, the longest single-season win streak of his career...Was named the NHL's Second Star of the Week on April 7...Played for Russia at the 2014 Olympic Winter Games in Sochi, posting a 1-1 record with a 1.98 GAA, .911 Sv% and one shutout in three appearances for the host nation. **PLAYOFFS:** Started in goal for all seven games of the Avalanche's first-round series against the Minnesota Wild...Made a career playoff-high 45 saves, including a franchise-record 22 stops in the first period, on April 21 at Minnesota (Game 3). **2012-13:** Started 33 games and appeared twice in relief during his second season with Colorado...Led the Avalanche in games (35), wins (11) and shutouts (3)...Became the first Avs netminder to lead the club in victories in consecutive seasons since 2006 (David Aebischer)...Received an average of only 2.09 goals-in-support, the second-lowest offensive support in the league (Johan Hedberg 1.84)...Fashioned a shutout streak of 120:17 from Jan. 22-26, his fourth different scoreless streak of at least 100 minutes since joining the Avs...Made 50 saves on Feb. 16 at Edmonton, the highest single-game total by an NHL goaltender in 2012-13...It was the second-most saves in Avalanche history and fourth-most in franchise history at the time...Missed three games due to a hip injury, April 10-13...Prior to the start of the NHL season, Varlamov played for Yaroslavl of the Kontinental Hockey League in Russia...He posted an 8-4-3 record with a 1.74 GAA, .946 Sv% and three shutouts in 16 appearances. **2011-12:** Appeared in 53 games (52 starts) during his first season with Colorado, posting a 26-24-3 record with a .913 save percentage and four shutouts...All four of his shutouts came on the road, tying a franchise record for road shutouts in a single season (Patrick Roy, 2001-02)...Varly's four road shutouts matched Johan Hedberg and Tim Thomas for the league high...Finished a league-best 8-0 in shootouts, allowing just two goals on 24 attempts (.917 Sv%)...His .917 shootout save percentage also led all NHL goaltenders and was the second-highest in history (.938 by Mathieu Garon in 2007-08)...Was only the third goaltender in shootout history to finish 8-0 or better in a single season, joining Garon (10-0 in 2007-08) and Jonathan Quick (10-0 in 2010-11)...Varlamov ended the

season by going 11-6-1 in his last 18 starts with a 1.88 goals-against average, .938 save percentage and two shutouts...Only Cory Schneider (.953%) and Mike Smith (.939%) had higher save percentages during that stretch and only Schneider (1.42) and Ilya Bryzgalov (1.76) had a lower GAA...Over his final 21 appearances, Varly fashioned a 12-8-1 record, 1.97 GAA and .934 Sv%...Stopped all 30 shots in a 1-0 victory at Boston on Oct. 10, becoming the first Avs goaltender to post a 1-0 shutout on the road since Roy on Feb. 6, 2003 at Detroit...Made his only relief appearance of the season on Feb. 15 at Vancouver...Had back-to-back road shutouts, Feb. 24 at Columbus and March 4 at Minnesota, equaling a franchise record...Recorded a personal-best shutout streak of 129:23 from March 1-6...It was Varlamov's third different scoreless streak of over 100 minutes during the 2011-12 season...Appeared in his 100th NHL game on March 6 vs. Minnesota...Following the season, Varlamov backstopped Russia to the gold medal at the 2012 IIHF World Championship in Helsinki and Stockholm. **2010-11:** Finished fourth in the NHL in goals-against average (2.23) and ranked sixth in save percentage (.924) while appearing in 27 games with the Washington Capitals...Only the three Vezina Trophy finalists, Boston's Tim Thomas (2.00), Vancouver's Roberto Luongo (2.11) and Nashville's Pekka Rinne (2.12) had a lower GAA...Varlamov's .924 save percentage broke the Capitals' single-season franchise record of .920 set by Olaf Kolzig in 1997-98...His 2.23 GAA was the third-lowest in Capitals history, behind only Jim Carey (2.13) in 1994-95 and Kolzig (2.20) in 1997-98...Missed 12 games due to injury...Appeared in three games for the Hershey Bears of the American Hockey League during a rehab stint in November...Switched jersey number to No. 1 prior to the season (had been No. 40)...Departed Washington as the franchise's all-time leader in career save percentage at .917 (based on a minimum of 3,000 minutes played)...His 2.39 career GAA is second behind Carey's 2.37. **PLAYOFFS:** Did not see any action during the 2011 postseason, dressing as the backup in all nine games. **2009-10:** Spent the bulk of the season in Washington, ranking second on the team in games played (26) and wins (15)...Led the Capitals in goals-against average (2.55) and shutouts (2)...Finished third among NHL rookie goaltenders in GAA and save percentage (.909), and was fifth in appearances and victories...Started 14 of the first 30 games...Stopped 25 shots for his first career regular-season shutout, 2-0, on Nov. 25 vs. Buffalo...Got his second shutout four starts later on Dec. 7 at Tampa Bay (26 saves)...Missed 30 games due to injury, some of which was spent with Hershey (AHL)...Made three starts for the Bears, going 3-0. **PLAYOFFS:** Played Games 2-7 of the first round series against Montreal, winning each of his first three starts...Finished with a 3-3 record, 2.41 GAA and .908 Sv% in six games (five starts) during the postseason...Stopped 36 shots in a 6-3 win at Montreal in Game 4 on April 21. **2008-09:** Split the season between Washington and Hershey...Was recalled four times by the Capitals...Became the first Caps goalie to win his first three NHL starts since Jim Carey, who won his first four in 1994-95...Made his NHL debut and earned his first career win on Dec. 13 at Montreal, stopping 31-of-32 shots...

AVALANCHE PLAYERS

Became the youngest Russian-born goalie to start in the NHL and the first goalie to win his NHL debut at Montreal in more than 30 years (since Hardy Astrom of the NY Rangers on Feb. 25, 1978)...Finished the regular season without a regulation loss in five starts for the Capitals (4-0-1)...Went 19-7-1 with Hershey, posting a 2.40 GAA, .916 Sv% and two shutouts. **PLAYOFFS:** Started 13 of Washington's 14 playoff games...Compiled a 7-6 record with a 2.53 GAA, .918 Sv% and two shutouts...Finished tied for first in the league in playoff shutouts, was fifth in both save percentage and wins (tied), and ranked sixth in goals-against average...Made his NHL playoff debut as the starter for Game 2 of the ECQF vs. NY Rangers, stopping 24-of-25 shots in a 1-0 loss...Turned aside all 33 shots he faced for his first career playoff win and shutout in Game 3 at New York on April 20...Became just the fourth goaltender in NHL history to record a playoff shutout before his 21st birthday, joining Harry Lumley, Patrick Roy and Carey Price...Also blanked the Rangers in Game 5 at home on April 24 (20 saves), becoming the second Caps goalie in franchise history to post two shutouts in one series (Olaf Kolzig 1998)...Allowed only seven goals in six games against the Rangers, as Washington erased a 3-1 series deficit to win in seven games...Beat Pittsburgh in Games 1 and 2 of the conference semifinals, becoming the first Caps goalie to win five straight playoff games...Made 33 or more saves in five of the seven games against the Penguins. **2007-08:** Played 44 games as the top goaltender for Yaroslavl in the Russian Super League...Led Yaroslavl to the championship round of the playoffs...Posted five shutouts in 16 playoff games and finished with a 1.62 GAA during the postseason. **2006-07:** Appeared in 31 games for Yaroslavl during his first season in the Russian Super League, posting a 15-7-6 record with a 2.12 GAA and three shutouts. **2005-06:** Posted eight shutouts in 33 games during his second season with Yaroslavl's junior team...Allowed only 60 goals in 1,782 minutes for a 2.02 GAA. **2004-05:** Made his debut with Yaroslavl's junior team...Appeared in eight games, posting 1.90 GAA.

INTERNATIONAL

Has represented Russia in nine major international events, including two Olympics (2010, 2014), three world championships (2010, 2012-13), two world junior championships (2006-07) and a pair of world under-18 championships (2005-06)...Competed for

the host nation at the 2014 Olympic Winter Games in Sochi, Russia, posting a 1-1 record with a 1.98 GAA, .911 Sv% and one shutout in three appearances...Backstopped Russia to the gold medal at the 2012 IIHF World Championship in Helsinki and Stockholm...Went 8-0 with a 1.77 goals-against average and .939 save percentage in eight appearances at the tournament...His eight victories and .939 save percentage led all goaltenders...Helped Russia to a silver medal at the 2010 IIHF World Championship in Germany...Started five of Russia's nine games at that tournament, including the gold medal match in which he stopped 23-of-25 shots in a 2-1 loss to the Czech Republic...Finished second among all goaltenders in both goals-against average (1.41) and save percentage (.951) while posting a 4-1 record at the event...Was named to the 2010 Russian Olympic team as the third goaltender but did not see action in the tournament...Helped Russia to a silver medal at both the 2006 and 2007 IIHF World Junior Championship...Posted a 5-1-0 record at the 2007 world juniors in Sweden, falling to Canada 4-2 in the gold medal game for his only loss...Finished second among goaltenders in GAA (1.51), was third in save percentage (.934) and shared the tournament lead in shutouts with two...Appeared in one game during the 2006 WJC...Also played for Russia at the 2005 and 2006 World Under-18 Championship...Was selected to Russia's 2008 IIHF World Championship team but suffered an injury just prior to the tournament...Was one of the last goaltenders cut from Russia's entry at the 2007 IIHF World Championship...Participated in the Canada-Russia Super Series in 2007...Posted 4-0-0 record while allowing just one goal at the 2006 Five Nations Tournament, leading Russia to the title...Named best goaltender and to the all-tournament team.

PERSONAL

Name is pronounced *sehm-YAWN vahr-LAW-mawv*...Changed the English spelling of his name in 2009 to more accurately reflect its correct pronunciation...Was born in what was then known as Kuybyshev, USSR (now called Samara, Russia)...Nickname is "Varly"...Favorite NHL team growing up was the Avalanche and his favorite goaltender Patrick Roy...Is actively involved in the Avalanche's "Break The Ice" clinics, which gives kids with little or no skating experience the opportunity to receive free skating instruction.



JESSE WINCHESTER

POSITION: CENTER
HEIGHT: 6' 1"
WEIGHT: 205 LBS.
SHOOTS: RIGHT
BORN: OCTOBER 4, 1983
BIRTHPLACE: LONG SAULT, ONTARIO

TRANSACTIONS

Signed by Ottawa as a free agent, March 24, 2008...
 Signed by Florida as a free agent, July 5, 2013...Signed
 by Colorado as a free agent, July 1, 2014.

CAREER HIGHS

Goals/Game: 1 (20x), last: March 7, 2014 vs. Buffalo
Assists/Game: 3, Jan. 20, 2014 at Pittsburgh
Points/Game: 3, Jan. 20, 2014 at Pittsburgh
Point Streak: 4 games, Nov. 2-15, 2013
Goal Streak: None
Assist Streak: 3 games (2x), last: Nov. 23-26, 2009
Shots/Game: 6 (2x), last: Jan. 13, 2011 at NY Islanders
Ice Time/Game: 18:55, Dec. 16, 2009 vs. Buffalo
Plus/Minus: +3 (2x), last: Jan. 20, 2014 at Pittsburgh
Consec. GP: 47 (2x), last: Oct 14, 2010 - Jan 25, 2011
Mult. Pt Games: 6 total – 2 pts (5), 3 pts (1)
Career Shootouts: No attempts

2014-15 SEASON

Missed the entire season due to a head injury suffered during a preseason game on Sept. 30 at Calgary.

CAREER

2013-14: Tallied 18 points (9g/9a) in 52 games for the Florida Panthers...His nine goals were a career best while his 18 points tied a personal high set in 2008-09 with Ottawa...Scored two game-winning goals, doubling his career total entering the season...Had a career-long four-game point streak from Nov. 2-15...Recorded career-high three assists/points on Jan. 20 at Pittsburgh after missing the previous 14 games due to an upper body injury...Tallied his first career power-

play goal on March 7 vs. Buffalo. **2012-13:** Played five games for Jokerit Helsinki in Finland, tallying three assists. **2011-12:** Appeared in 32 games for Ottawa, notching eight points (2g/6a)...Missed over three months of action due to an upper body injury he suffered on Dec. 20 vs. Buffalo...Returned to the Senators' lineup on April 1 at NY Islanders. **PLAYOFFS:** Appeared in four of Ottawa's seven playoff contests (0g/0a). **2010-11:** Saw action in 72 games for the Senators, tallying 13 points (4g/9a)...Won 55.6% of his faceoffs (303/545)...Sustained a lower-body injury on Feb. 7 and missed eight games before returning on March 1...Played his 200th NHL game on April 7 vs. Montreal. **2009-10:** Had 13 points (2g/11a) in 52 games for Ottawa...Posted a 55.4% faceoff win percentage (209/377)...Missed 19 games due to injury...Began the season on the IR and was sent to Binghamton for a conditioning assignment from Oct. 23 to Nov. 5...Reached his 100th NHL game on Dec. 28 vs. Montreal. **PLAYOFFS:** Dressed in all six postseason contests for the Senators...Made his Stanley Cup Playoff debut in Game 1 of the Eastern Conference Quarterfinal at Pittsburgh on April 14. **2008-09:** Appeared in a career-high 76 games during his first full NHL season with the Senators...Recorded 18 points (3g/15a) while winning 56.8% of his faceoffs (113/199)...Notched his first NHL point with an assist on Oct. 5 against Pittsburgh in Stockholm, Sweden...Scored his first NHL goal on Nov. 6 vs. Philadelphia. **2007-08:** Appeared in one game for the Senators after finishing his college career at Colgate University (ECAC)...Made his NHL debut on March 29 at Boston...Served as Colgate's team captain during his senior season...Recorded 37 points, including a league-best 29 assists, in 40 games...Played in 142 games during his four years at Colgate, tallying 114 points (40g/74a). **2006-07:** Finished second on the Raiders in goals (16) and was third in points (37) during his junior season. **2005-06:** Recorded 36 points (14g/22a) in 37 games as a sophomore...Had 23 points (9g/14a) in 20 conference games. **2004-05:** Appeared in 28 games as a freshman at Colgate. **Other:** Prior to enrolling at Colgate, Winchester played for the Cornwall Colts of the Central Junior Hockey League.

PERSONAL

Resides in Summerstown, Ontario...He is an avid fisherman.


AVALANCHE PLAYERS

STATISTICS

SEASON	TEAM	LEAGUE	GP	G	REGULAR SEASON							PLAYOFFS				
					A	PTS	PIM	+/-	PP	SH	GW	GP	G	A	PTS	PIM
2004-05	Colgate	ECAC	28	2	2	4	22	-	-	-	-	-	-	-	-	-
2005-06	Colgate	ECAC	37	14	22	36	31	-	-	-	-	-	-	-	-	-
2006-07	Colgate	ECAC	37	16	21	37	52	-	-	-	-	-	-	-	-	-
2007-08	Colgate	ECAC	40	8	29	37	51	-	-	-	-	-	-	-	-	-
	Ottawa	NHL	1	0	0	0	2	0	0	0	0	-	-	-	-	-
2008-09	Ottawa	NHL	76	3	15	18	33	0	0	0	1	-	-	-	-	-
2009-10	Ottawa	NHL	52	2	11	13	22	-1	0	1	0	6	0	0	0	0
	Binghamton	AHL	4	2	2	4	0	-	-	-	-	-	-	-	-	-
2010-11	Ottawa	NHL	72	4	9	13	42	-9	0	0	0	-	-	-	-	-
2011-12	Ottawa	NHL	32	2	6	8	22	2	0	1	0	4	0	0	0	0
2012-13	Jokerit	Finland	5	0	3	3	2	-	-	-	-	-	-	-	-	-
2013-14	Florida	NHL	52	9	9	18	38	-2	1	0	2	-	-	-	-	-
2014-15							- INJURED -									
NHL TOTALS			285	20	50	70	159	-10	1	2	3	10	0	0	0	0

VS. NHL

	GP	G	A	PTS	PIM		GP	G	A	PTS	PIM		GP	G	A	PTS	PIM
Anaheim	3	0	0	0	0	Detroit	7	1	0	1	0	Ottawa	2	0	0	0	0
Arizona	3	1	0	1	2	Edmonton	6	1	1	2	6	Philadelphia	11	2	4	6	7
Boston	23	2	3	5	18	Florida	11	0	4	4	2	Pittsburgh	15	1	6	7	4
Buffalo	23	3	2	5	6	Los Angeles	4	0	0	0	2	St. Louis	4	1	0	1	12
Calgary	6	0	2	2	4	Minnesota	5	0	2	2	4	San Jose	3	0	0	0	0
Carolina	15	0	1	1	17	Montreal	18	1	4	5	2	Tampa Bay	12	0	3	3	10
Chicago	4	0	0	0	0	Nashville	3	0	1	1	2	Toronto	21	1	1	2	18
Colorado	5	0	0	0	0	New Jersey	12	1	4	5	12	Vancouver	8	0	0	0	0
Columbus	7	0	3	3	0	NY Islanders	13	1	3	4	10	Washington	15	2	4	6	5
Dallas	5	0	0	0	2	NY Rangers	11	1	0	1	4	Winnipeg	10	1	2	3	10



NIKITA ZADOROV

POSITION: DEFENSEMAN
HEIGHT: 6' 5"
WEIGHT: 220 LBS.
SHOOTS: LEFT
BORN: APRIL 16, 1995
BIRTHPLACE: MOSCOW, RUSSIA

TRANSACTIONS

Buffalo's second choice (first round, 16th overall) in 2013 NHL Draft...Acquired by Colorado, along with Mikhail Grigorenko, J.T. Compher and a second-round pick (later traded to San Jose - San Jose selected Jeremy Roy) in the 2015 NHL Draft, in exchange for Jamie McGinn and Ryan O'Reilly, June 26, 2015.

CAREER HIGHS

Goals/Game: 1 (4x), last: Feb. 15, 2015 vs. Philadelphia
Assists/Game: 2, Jan. 18, 2015 at Detroit
Points/Game: 2 (2x), last: Jan. 18, 2015 at Detroit
Point Streak: 2 games (3x), last: Feb. 7-8, 2015
Goal Streak: None
Assist Streak: 2 games (3x), last: Feb. 7-8, 2015
Shots/Game: 3 (2x), last: Jan. 3, 2015 at NY Rangers
Ice Time/Game: 27:44, Dec. 15, 2014 vs. Ottawa
Plus/Minus: +3, Nov. 13, 2014 at Minnesota
Consec. GP: 30 games, Nov. 2, 2014 - Jan. 8, 2015
Mult. Pt Games: 2 total - 2 pts (2)
Career Shootouts: No attempts

2014-15 SEASON

Appeared in 60 games as a rookie for the Buffalo Sabres, tallying 15 points (3g/12a) with 51 penalty minutes...Led all NHL rookie defensemen with 134 hits, fourth most on the team...Finished sixth among NHL rookie blueliners in points, was tied for fourth in assists, tied for second in power-play goals (2) and ranked fifth in average time-on-ice (17:42)...His 15 points ranked second among Sabres defensemen...Earned his first career fighting major on Nov. 11 at St. Louis...Picked up his first NHL assist on Nov. 13 at Minnesota...Had an assist and scored the overtime winner on Dec. 13 vs.

Florida, becoming the youngest defenseman in Sabres history to score an overtime goal (19 years, 242 days).

CAREER

2013-14: Appeared in seven games for Buffalo (1g/0a) before returning to his junior team, the London Knights of the Ontario Hockey League...Missed the first nine regular season games with a finger injury, Oct. 5-17... Was activated on Oct. 19 and made his NHL debut that night at home against Colorado...Scored his first NHL goal in his second career game on Oct. 23 vs. Boston... Was assigned to London on Nov. 19 and went on to earn a spot on the 2014 OHL Second All-Star Team... Recorded 30 points (11g/19a) with a +30 plus/minus rating in 36 games with the Knights, leading all team defensemen in goals...Added nine points (4g/5a) in nine playoff games, tops among London blueliners... Led the club with two short-handed goals during the postseason. **2012-13:** Helped London win the OHL championship and advance to the Memorial Cup in his first year with the Knights...Led all OHL rookies with a +33 plus/minus rating during the regular season and ranked second among first-year defensemen with 25 points (6g/19a) en route to being named to the OHL All-Rookie Team...His +33 rating tied for the club lead... Added six points (2g/4a) in 20 OHL playoff games and two goals (2g/0a) in five games at the Memorial Cup tournament. **Other:** Was selected by the London Knights in the first round (ninth overall) of the 2012 CHL Import Draft...Prior to coming to North America, Zadorov spent the 2011-12 season playing in Russia for Krasnaya Armiya Moskva in the MHL (U22 minor league)...In 2010-11, he skated for the CSKA-Moscow U16 and U17 teams

INTERNATIONAL

Won a bronze medal with Russia at the 2014 IIHF World Junior Championship in Sweden...Led all Russian defensemen with four goals and five points during that tournament...Also represented his country at the 2012 IIHF Under-18 World Championship in the Czech Republic, notching two goals (2g/0a) in six games.

PERSONAL

Nikita and his wife, Aleksandra, were married in June of 2015...The couple resides in their native Russia during the summers...Last name is pronounced *zadorov*.

AVALANCHE PLAYERS

STATISTICS

SEASON	TEAM	LEAGUE	GP	G	REGULAR SEASON							PLAYOFFS				
					A	PTS	PIM	+/-	PP	SH	GW	GP	G	A	PTS	PIM
2012-13	London	OHL	63	6	19	25	54	-	-	-	-	20	2	4	6	36
2013-14	Buffalo	NHL	7	1	0	1	4	-4	0	0	0	-	-	-	-	-
	London	OHL	36	11	19	30	43	-	-	-	-	9	4	5	9	16
	Russia	WJC	7	4	1	5	6	-	-	-	-	-	-	-	-	-
2014-15	Buffalo	NHL	60	3	12	15	51	-10	2	0	1	-	-	-	-	-
NHL TOTALS			67	4	12	16	55	-14	2	0	1	-	-	-	-	-

VS. NHL

	GP	G	A	PTS	PIM		GP	G	A	PTS	PIM		GP	G	A	PTS	PIM
Anaheim	2	0	0	0	2	Detroit	3	0	2	2	2	Ottawa	4	0	1	1	4
Arizona	2	0	0	0	4	Edmonton	1	0	0	0	0	Philadelphia	3	1	0	1	0
Boston	3	1	0	1	0	Florida	5	1	2	3	2	Pittsburgh	2	0	0	0	2
Buffalo	-	-	-	-	-	Los Angeles	2	0	0	0	2	St. Louis	1	0	0	0	5
Calgary	1	0	0	0	0	Minnesota	2	0	1	1	0	San Jose	1	0	0	0	2
Carolina	2	0	0	0	0	Montreal	4	0	1	1	2	Tampa Bay	5	0	1	1	14
Chicago	1	0	0	0	2	Nashville	1	0	0	0	0	Toronto	3	0	1	1	4
Colorado	2	0	0	0	2	New Jersey	3	0	0	0	0	Vancouver	1	0	1	1	0
Columbus	1	0	0	0	0	NY Islanders	3	0	1	1	0	Washington	2	0	0	0	2
Dallas	3	0	1	1	0	NY Rangers	2	0	0	0	2	Winnipeg	2	1	0	1	2

THE LAST TIME IT HAPPENED...

Regular Season Games Only

HAT TRICK BY AN AVALANCHE PLAYER

Home: Nathan MacKinnon, Feb. 22, 2015 vs. Tampa Bay
Road: Matt Duchene, Nov. 4, 2011 at Dallas

HAT TRICK BY AN OPPONENT

Bryan Little, Dec. 5, 2014 at Winnipeg

FOUR-GOAL GAME BY AN AVALANCHE PLAYER

Mike Ricci (5 goals), Feb. 17, 1994 at San Jose

FOUR-GOAL GAME BY AN OPPONENT

Jussi Jokinen, Nov. 16, 2007 at Dallas

FIVE-GOAL GAME BY AN AVALANCHE PLAYER

Mike Ricci, Feb. 17, 1994 at San Jose

FIVE-GOAL GAME BY AN OPPONENT

Never

NATURAL HAT TRICK BY AVALANCHE PLAYER

Joe Sakic, March 13, 2003 at Columbus

HAT TRICK BY AN AVALANCHE DEFENSEMAN

Sandis Ozolinsh, Dec. 6, 1999 vs. Vancouver

HAT TRICK IN A LOSING GAME

Matt Duchene, Nov. 4, 2011 at Dallas (in shootout)

TWO HAT TRICKS IN ONE GAME

Dec. 14, 1985 vs. New Jersey (M. Goulet, B. Ashton)

THREE HAT TRICKS IN ONE GAME

Feb. 22, 1981 at Washington
(Anton Stastny, Peter Stastny, Jacques Richard)

'GORDIE HOWE' HAT TRICK

Steve Downie, Oct. 2, 2013 vs. Anaheim

AVALANCHE PLAYER WITH 5-POINT GAME

M. Hejduk and P. Stastny, Dec. 9, 2007 vs. St. Louis

AVALANCHE DEFENSEMAN WITH 4-POINT GAME

Derek Morris, Nov. 11, 2003 at San Jose

AVALANCHE PLAYER WITH FOUR ASSISTS

T.J. Galiardi, Feb. 2, 2010 vs. Columbus

AVALANCHE PLAYER SCORING THREE PPG

Andrew Brunette, Dec. 19, 2006 at Edmonton

AVALANCHE PLAYER SCORING TWO SHG

Ryan O'Reilly, Feb. 2, 2010 vs. Columbus

AVALANCHE PLAYER WITH 20 OR MORE PIM

Cody McLeod (30), Feb. 14, 2015 vs. Dallas

SHUTOUT BY AVALANCHE GOALIE

Home: Reto Berra, April 9, 2015 vs. Winnipeg
Road: Semyon Varlamov, March 7, 2015 at Columbus

AVALANCHE SCORED 10+ GOALS

Home: Dec. 5, 1995 vs. San Jose (12-2)
Road: March 26, 1995 at Ottawa (11-4)

AVALANCHE ALLOWED 10+ GOALS

Home: Nov. 10, 1991 vs. Washington (3-10)
Road: Feb. 23, 1991 at Calgary (8-10)

AVALANCHE HAD 50+ SHOTS

Nov. 10, 2011 vs. NY Islanders (51)

AVALANCHE ALLOWED 50+ SHOTS

Jan. 6, 2015 at Chicago (54)

AVALANCHE GOALTENDER SCORED A GOAL

Never

OPPONENT GOALTENDER SCORED A GOAL

Never

AVALANCHE OVERCAME 4-GOAL DEFICIT TO WIN

Home: Oct. 16, 2007 vs. Calgary (down 0-4, won 5-4)
Road: March 3, 1999 at Florida (down 0-5, won 7-5)

AVALANCHE SCORE IN FINAL 10 SECONDS OF REGULATION TO FORCE OVERTIME

Nathan MacKinnon, Jan. 17, 2015 at Tampa Bay
(score with 0:07 remaining, Avs lost 3-2 in shootout)

AVALANCHE SYSTEM



ORGANIZATIONAL ROSTER

FORWARDS (36)	POS	HT	WT	S	PLACE OF BIRTH	BORN	2014-15 CLUB	GP	G	A	PTS	PIM
AGOSTINO, Andrew	LW	5-10	187	L	Kleinburg, Ontario	01/03/91	Lake Erie (AHL)	74	30	34	64	55
BEAUDIN, J.C.	C	6-1	181	R	Longueuil, Quebec	03/25/97	COLORADO	1	0	1	1	0
BLACKLEY, Connor	C	6-0	192	R	High River, Alberta	02/05/97	Pourin-Nerands (QMJHL)	68	14	39	53	29
BORDELEAU, Patrick	LW	6-6	225	L	Montreal, Quebec	02/07/86	Red Deer (WHL)	51	27	22	49	49
BOURKE, Troy	LW	5-10	170	L	Edmonton, Alberta	03/30/94	COLORADO	61	0	0	0	0
CREEK, Trevor	LW	6-2	205	L	Beverly Hills, Calif.	12/29/92	Lake Erie (AHL)	66	6	9	15	63
CLUCHE, Marc-Andre	C	6-0	202	R	Pittsburgh	03/23/87	COLORADO	74	2	5	7	17
COMEAU, Blake	LW	6-1	202	R	Meadow Lake, Sask.	02/18/86	Univ. of Mich. (Big 10)	61	16	15	31	65
COMPTON, J.T.	LW	6-0	182	R	Northbrook, Ill.	04/09/95	COLORADO	82	12	12	24	40
DUCHENE, Matt	C	5-11	200	L	Haliburton, Ontario	01/16/91	COLORADO	82	34	55	16	16
EVERBERG, Dennis	RW	6-4	205	L	Vasteras, Sweden	12/31/91	COLORADO	55	3	9	12	10
GREER, A.J.	LW	6-3	204	L	Joliet, Quebec	01/14/96	Lake Erie (AHL)	12	5	2	7	4
GRIGORENKO, Mikhail	C	6-3	209	L	Khabarovsk, Russia	05/16/94	Boston Univ. (H-East)	37	3	4	7	18
*HAMILTON, Freddie	C	6-1	195	R	Toronto, Ontario	01/01/92	BUFFALO	25	3	3	6	2
							Worcester (AHL)	52	9	21	30	12
							SAN JOSE	1	0	0	0	0
							Lake Erie (AHL)	5	2	2	4	0
							COLORADO	17	1	0	1	0
HENLEY, Samuel	C	6-4	210	L	Val-d'Or, Quebec	07/25/93	Lake Erie (AHL)	54	6	4	10	47
HSION, Joey	C	5-10	170	L	Stratford, Ontario	10/20/91	Lake Erie (AHL)	53	16	20	36	34
							COLORADO	13	1	1	2	0
IGNIA, Jarome	RW	6-1	210	R	Edmonton, Alberta	07/01/77	COLORADO	82	29	30	59	42
LANDESKOG, Gabriel	LW	6-1	210	L	Stockholm, Sweden	11/23/92	COLORADO	82	23	26	59	79
MACINNON, Nathan	C	6-0	195	R	Halifax, Nova Scotia	09/01/95	COLORADO	64	14	24	38	34
MAGYAR, Nick	RW	6-2	194	R	Cleveland, Ohio	05/29/96	Kitchener (OHL)	65	16	16	32	18
MARTINSON, Andreas	LW	6-3	220	L	Baerum, Norway	06/13/90	Düsseldorfer (Germany)	50	18	23	41	99
McLEOD, Cody	LW	6-2	210	L	Binscar, Manitoba	06/26/84	COLORADO	82	7	5	12	19
MEURS, Garrett	C	5-11	180	R	Wingham, Ontario	01/12/93	Lake Erie (AHL)	20	0	0	0	8
							Fort Wayne (ECHL)	30	12	10	22	42
MITCHELL, John	C	6-1	204	L	Oakville, Ontario	01/22/85	COLORADO	68	11	15	26	32
NANTEL, Julien	C/LW	6-0	193	L	Laval, Quebec	09/06/96	Rouyn (QMJHL)	64	26	35	61	34
OLHAVER, Gustav	C	6-6	213	L	Angelholm, Sweden	07/03/97	Rogle U18 (Sweden U18)	18	14	11	25	8
							Rogle Jr. (Sweden Jr.)	41	6	6	12	10
PARSHIN, Denis	RW	5-10	165	L	Rybinsk, Russia	02/01/86	Omsk (KHL)	60	25	31	56	40
PEPIN, Alexis	LW	6-3	218	L	Montreal, Quebec	04/24/96	Gatineau (QMJHL)	24	10	4	14	20
							Val-d'Or (QMJHL)	23	8	5	13	36
RANTANEN, Mikko	RW	6-4	211	L	Nousiainen, Finland	10/29/96	TPS (Finland)	26	9	19	28	22
RENDULIC, Borna	RW	6-2	200	R	Zagreb, Croatia	03/25/92	Lake Erie (AHL)	26	4	4	8	12
							COLORADO	11	1	1	2	6
SMITH, Colin	C	5-10	175	R	Edmonton, Alberta	06/20/93	Lake Erie (AHL)	53	12	19	31	22
							COLORADO	1	0	0	0	0
SODERBERG, Carl	C	6-3	216	L	Malmö, Sweden	10/12/85	BOSTON	82	13	31	44	26
STREET, Ben	C	5-11	185	L	Coquitlam, B.C.	02/13/87	Lake Erie (AHL)	44	9	30	39	10
							COLORADO	3	0	0	0	0
TANGUAY, Alex	LW	6-1	194	L	Ste-Justine, Quebec	11/21/79	COLORADO	80	22	33	55	40
*WALKER, Luke	RW	6-1	174	R	New Haven, Conn.	02/19/90	Graz (Austria)	51	19	12	31	28
WINCHESTER, Jesse	C	6-1	205	R	Long Sault, Ontario	10/04/83	COLORADO					

- Injured

DEFENSEMEN (24)	HT	WT	S	PLACE OF BIRTH	BORN	2014-15 CLUB	GP	G	A	PTS	PM	
BARRIE, Tyson	5-10	190	R	Victoria, B.C.	07/26/91	COLORADO	80	12	41	53	26	
BEAUCHEMIN, François	6-1	208	L	Sorel, Quebec	06/04/80	ANAHEIM	64	11	12	23	48	
BEAUPRE, Gabriel	6-2	195	L	Levis, Quebec	11/23/92	Lake Erie (AHL)	35	1	3	4	23	
BIGRAS, Chris	6-1	190	L	Orillia, Ontario	02/22/95	Fort Wayne (ECHL)	11	2	5	7	18	
BOIKOV, Sergei	6-2	195	L	Khabarovsk, Russia	01/24/96	Owen Sound (OHL)	62	20	51	71	52	
BUTCHER, Will	5-10	190	L	Madison, Wisc.	01/06/95	Lake Erie (AHL)	7	0	4	4	2	
CLARK, Mat	6-3	225	R	Wheat Ridge, Colo.	10/17/90	Drummondville (QMJHL)	64	3	18	21	64	
CORBETT, Cody	6-1	204	L	Sillwater, Minn.	12/14/93	Univ. of Denver (NCHC)	38	4	14	18	8	
GEERTSEN, Mason	6-4	205	L	Drayton Valley, Alberta	04/19/95	Nordik (AHL)	45	1	5	6	60	
GORMLEY, Brandon	6-2	196	L	Murray River, P.E.I.	02/18/92	ANAHEIM	7	0	1	1	6	
GUENIN, Nate	6-3	207	R	Alquippa, Pa.	12/10/82	Lake Erie (AHL)	21	0	1	1	11	
HOLDEN, Nick	6-4	210	L	St. Albert, Alberta	05/15/87	Lake Erie (AHL)	47	3	3	6	20	
JOHNSON, Erik	6-4	232	R	Bloomington, Minn.	03/21/88	Vancouver (WHL)	69	13	25	38	107	
LINDHOLM, Anton	5-11	191	L	Skelleftea, Sweden	11/29/94	Lake Erie (AHL)	9	0	0	0	2	
MELOCHE, Nicolas	6-3	204	R	LaSalle, Quebec	07/18/97	Portland (AHL)	23	3	7	10	18	
MIRONOV, Andrei	6-3	194	L	Moscow, Russia	07/29/94	ARIZONA	27	2	2	4	10	
NORGAU, Maxim	6-0	194	R	Moscow, Russia	05/24/87	COLORADO	76	2	13	15	32	
REDMOND, Zach	6-2	205	R	Montreal, Quebec	07/26/88	COLORADO	78	5	9	14	28	
SEWENS, Duncan	6-3	205	L	Traverse City, Mich.	09/07/93	COLORADO	47	12	11	23	33	
STORM, Ben	6-6	220	L	Edmonton, Alberta	03/30/94	Skelleftea (Sweden)	35	0	7	7	35	
STUART, Brad	6-2	215	L	Laurium, Mich.	11/06/79	Malmö (Sweden-2)	5	1	2	3	2	
WESTLUND, Wilhelm	6-0	178	L	Stockholm, Sweden	03/15/95	Bala-Corneau (QMJHL)	44	10	24	34	99	
WOOD, Kyle	6-5	210	R	Waterloo, Ontario	05/04/96	Moscow (KHL)	52	5	3	8	20	
ZADOROV, Nikita	6-5	220	L	Moscow, Russia	04/16/95	Lake Erie (AHL)	59	8	22	30	23	
GALENTENDERS (7)	HT	WT	C	PLACE OF BIRTH	BORN	COLORADO	59	5	15	20	24	
AITTOKALUO, Sami	6-1	185	L	Tampere, Finland	08/06/92	Lake Erie (AHL)	1	0	6	6	57	
BERRA, Reto	6-4	210	L	Bulach, Switzerland	01/03/87	St. Cloud State (NCHC)	33	2	3	5	14	
MARTIN, Spencer	6-3	200	L	Oakville, Ontario	06/08/95	COLORADO	33	2	0	3	14	
PAUPACH, Maximilian	6-0	207	L	Poprad, Slovakia	01/04/96	COLORADO	65	3	10	13	16	
PICKARD, Calvin	6-1	200	L	Moncton, N.B.	04/15/92	Via Hsten (Sweden 2)	45	2	9	11	18	
VARLAMOV, Semyon	6-2	209	L	Samara, Russia	04/27/88	North Bay (OHL)	67	16	24	40	18	
WILL, Roman	6-1	195	L	Pizen, Czech Republic	05/22/92	BUFFALO	60	3	12	15	51	
						2014-15 CLUB	GP	W	L	T	S0	
						Lake Erie (AHL)	16	7	5	1	0	GAA
						Fort Wayne (ECHL)	4	3	1	0	0	SV%
						COLORADO	19	5	4	1	1	3.19
						Lake Erie (AHL)	5	3	1	0	0	4.90
						Mississauga (OHL)	31	15	13	1	1	2.65
												.914
												.921
												.917
												.921
												.869
												.921

* Restricted Free Agent (RFA)



ANDREW AGOZZINO

LEFT WING - SHOOTS LEFT

BORN: JANUARY 3, 1991 - KLEINBURG, ONTARIO

5-10, 187 LBS

SIGNED BY COLORADO AS A FREE AGENT, MARCH 22, 2013

PLAYING RECORD

SEASON	CLUB	LEAGUE	GP	REGULAR SEASON						PLAYOFFS				
				G	A	PTS	PIM	GP		G	A	PTS	PIM	
2007-08	Niagara	OHL	50	12	10	22	47		-	-	-	-	-	
2008-09	Niagara	OHL	67	27	29	56	88		12	6	5	11	24	
2009-10	Niagara	OHL	66	37	29	66	95		5	3	2	5	15	
	Peoria	AHL	2	0	0	0	0		-	-	-	-	-	
2010-11	Niagara	OHL	68	43	31	74	73		14	6	7	13	19	
2011-12	Niagara	OHL	67	40	48	88	67		20	11	7	18	16	
2012-13	Lake Erie	AHL	76	20	32	52	73		-	-	-	-	-	
2013-14	Lake Erie	AHL	75	17	32	49	73		-	-	-	-	-	
2014-15	Lake Erie	AHL	74	30	34	64	55		-	-	-	-	-	
	Colorado	NHL	1	0	1	1	0		-	-	-	-	-	

2014-15: Led the Lake Erie Monsters in points (64), goals (30) and assists (34) while appearing in 74 games...His 30 goals set a franchise record and ranked fourth in the American Hockey League...Agozzino's 64 points placed him seventh in the AHL scoring race...Only two Lake Erie players have ever had more points in a single year, Ben Walter (70) in 2010-11 and T.J. Hensick (70) in 2009-10...Led the AHL in scoring from the start of the New Year (Jan. 1, 2015) with 48 points (23g/25a) in 45 games...Has led the Monsters in points during each of his three professional seasons and is the franchise's all-time scoring leader with 165 points (67g/98a) in 225 games...Is also Lake Erie's all-time leader in goals, assists and power-play goals (20)...Was recalled by Colorado on Nov. 21 and made his NHL debut on Nov. 22 vs. Carolina, recording an assist for his first NHL point...Reassigned to Lake Erie on Nov. 23...Served as an alternate captain for the Monsters and led the club with 24 power-play points (7g/17a)...Shared the club lead with three short-handed goals and led the AHL with six short-handed points...Ranked third in the league in shots (252)...Was named the CCM/AHL Player of the Month for March...Recorded 21 points (8g/13a) in 13 games during the month, which included a franchise-record 12-game point streak from March 6-31...That 12-game run equaled the second-longest point streak in the AHL during the 2014-15 season...Tied a league high with a 10-game road point streak (8g/10a) from March 11-April 11...Became the Monsters' all-time scoring leader (132 career points) with an assist on Feb. 28 vs. Iowa, surpassing Hensick's old mark of 131...He then passed David Van Der Gulik for the top spot on Lake Erie's all-time goals list with his first AHL hat trick and four-point performance (3g/1a) on March 29 in Charlotte. **2013-14:** Held a share of Lake Erie's scoring title by registering 49 points (17g/32a) in 75 games...He and Mark Olver both finished with 49 points but Agozzino technically won the team scoring title on the basis of more goals (17 to 15)...Ranked first on Lake Erie in goals (17), power-play goals (8) and shots (184)

while playing in all but one game during the regular season...Finished second on the team in assists (32)...Scored the first goal in a game seven times, which was the most on the team and tied for second in the league...Led the club with two short-handed assists...Finished second on the team with 20 power-play points (8g/12a). **2012-13:** Led the Lake Erie Monsters in scoring with 52 points (20g/32a) in 76 games during his rookie campaign...Also paced the Monsters in assists (32) and plus/minus (+16) and finished second in goals (20)...His 52 points tied for second among all American Hockey League rookies...Was one of only two Lake Erie players to appear in every game...Ranked second on the squad with 183 shots. **2011-12:** Was Niagara's leading scorer with 88 points (40g/48a) in 67 games during his final Ontario Hockey League campaign...Also led the IceDogs in goals (40), power-play goals (13) and short-handed goals (7)...His seven SHG tied for second in the OHL, while his power-play and overall goals both ranked among the league's top 10...Went on to record 18 points (11g/7a) in 20 playoff games as Niagara advanced to the OHL Championship series...Agozzino's 11 postseason goals led the IceDogs and tied for second in the league. **2010-11:** Led Niagara with 43 goals and finished third in scoring with 74 points in 68 games...Was second on the club in power-play goals (10-tied) and plus/minus (+32)...Added 13 points (6g/7a) in 14 playoff contests. **2009-10:** Led Niagara in scoring for the second straight year with 66 points (37g/29a) in 66 games...Also paced the club in goals and was second in plus/minus (+15), penalty minutes (95) and power-play goals (8)...Also appeared in two games with Peoria (AHL). **2008-09:** Recorded a team-high 56 points (27g/29a) in 67 games for Niagara...Led the IceDogs in power-play tallies (9) and short-handed goals (3)...Also led the team in playoff scoring with 11 points (6g/5a) in 12 postseason contests. **2007-08:** Appeared in 50 games in his first season with Niagara, totaling 22 points (12g/10a).



SAMI AITTOKALLIO

GOALTENDER - CATCHES LEFT

BORN: AUGUST 6, 1992 - TAMPERE, FINLAND

6-1, 185 LBS

COLORADO'S FIFTH SELECTION (FOURTH ROUND, 107th OVERALL)
IN 2010 ENTRY DRAFT

PLAYING RECORD

SEASON	CLUB	LGE	GP	REGULAR SEASON							PLAYOFFS						
				W	L	T	MNS	GA	SO	AVG	GP	W	L	MNS	GA	SO	AVG
2008-09	Ilves Jr.	Fin. Jr.	13	7	6	0	731	33	1	2.71	-	-	-	-	-	-	-
2009-10	Ilves Jr.	Fin. Jr.	23	13	9	0	1257	67	2	3.20	9	6	3	504	19	0	2.26
	Ilves	Fin.	1	0	0	0	2	0	0	0.00	-	-	-	-	-	-	-
2010-11	Suomi U20	Fin.-2	4	2	2	0	196	14	0	4.28	-	-	-	-	-	-	-
	Ilves Jr.	Fin. Jr.	6	4	2	0	359	14	1	2.34	3	1	2	174	11	0	3.80
	Ilves	Finland	16	5	8	0	790	36	1	2.73	2	0	2	117	5	0	2.57
	Leki	Fin.-2	6	3	3	0	322	20	0	3.73	-	-	-	-	-	-	-
	Finland	WJC	1	0	0	0	20	0	0	0.00	-	-	-	-	-	-	-
2011-12	Ilves	Finland	11	1	6	3	596	28	0	2.82	-	-	-	-	-	-	-
	Ilves Jr.	Fin. Jr.	6	2	4	0	347	18	0	3.11	-	-	-	-	-	-	-
	Leki	Fin.-2	7	1	6	0	416	30	0	4.33	-	-	-	-	-	-	-
	Finland	WJC	5	3	2	0	310	13	1	2.52	-	-	-	-	-	-	-
2012-13	Lake Erie	AHL	27	14	12	1	1540	77	1	3.00	-	-	-	-	-	-	-
	Colorado	NHL	1	0	0	0	49	2	0	2.45	-	-	-	-	-	-	-
2013-14	Lake Erie	AHL	36	15	15	3	2060	91	4	2.65	-	-	-	-	-	-	-
	Colorado	NHL	1	0	1	0	40	3	0	4.50	-	-	-	-	-	-	-
2014-15	Lake Erie	AHL	16	7	5	1	809	43	0	3.19	-	-	-	-	-	-	-
	Fort Wayne	ECHL	4	3	1	0	245	20	0	4.90	-	-	-	-	-	-	-
NHL TOTALS			2	0	1	0	89	5	0	3.37	-	-	-	-	-	-	-

2014-15: Appeared in 16 games for the Lake Erie Monsters (AHL), posting a 7-5-1 record with a 3.19 goals-against average and .900 save percentage...Also played in four games with the Fort Wayne Komets (ECHL) in November, going 3-1-0 with a 4.90 GAA and .823 Sv%...Made his only NHL call-up during the season on Oct. 17 from Lake Erie, but did not appear in any games...Reassigned to Lake Erie on Oct. 22...Made his season debut for the Monsters on Oct. 24 vs. Grand Rapids, making 25 saves in a 5-4 victory...Reassigned to Fort Wayne on Oct. 27...Won his first two games in the ECHL, making 27 saves on Nov. 1 vs. Kalamazoo and 15 stops on Nov. 8 at Reading...Recalled to Lake Erie on Nov. 17 and spent the remainder of the season in the AHL...Suffered a lower-body injury on Dec. 13...Returned to the ice in a relief role at Utica on Dec. 27...Made his first start in more than two months on Feb. 15 at Milwaukee, stopping 24 shots in a 5-2 loss...Started the home finale on April 17 vs. Hamilton and made 19 saves on 21 shots before leaving in the third period due to cramping. **2013-14:** Recorded a team-best 2.65 goals-against average, .909 save percentage and four shutouts during his second season with Lake Erie, while also participating in one game with Colorado...Was recalled from Lake Erie on Jan. 24 and started his second career NHL game on Jan. 25 at Tampa Bay...Made 15 saves on 18 shots against the Lightning in a 5-2 loss...Was reassigned to Lake Erie on Jan. 27...Was previously recalled to the Avalanche on Jan. 13 before being reassigned Jan. 16...Posted a 15-15-3 record while appearing in 36 games with the Monsters...Posted back-to-back shutouts, March 21-23 vs. Rochester, which helped him earn AHL Player of the Week honors (March 24)...Missed nine games due to injury...Stopped 2-of-3 penalty shots against during the year. **2012-13:** Spent his first season in North America with the Lake Erie Monsters (AHL) but also appeared in one game with Colorado...Recalled by the Avalanche on April 9, Aittokallio made his NHL debut as the starter on April 11 at Los Angeles...Did not factor into the decision as he stopped 23-of-25 shots before leaving in the third period with leg cramps...The 20-year-old became the second-youngest goalie to ever make his NHL debut for the

Avalanche (Marc Denis, 19, Dec. 7, 1996 at Los Angeles)...Was only the third Avalanche goaltender to appear in a game before his 21st birthday, joining Denis in 1996 and Jocelyn Thibault in 1995...Also became the first Finnish-born goaltender to ever play for either the Avalanche or Nordiques...Appeared in 27 games for Lake Erie, posting a 14-12-1 record with a 3.00 goals-against average and one shutout...Earned the victory in his AHL debut on Opening Night, Oct. 12 vs. Oklahoma City...Registered his first AHL shutout by stopping all 33 shots on March 27 at Milwaukee. **2011-12:** Backstopped Finland to a fourth-place finish at the 2012 IIHF World Junior Championship in Alberta...Posted a 3-2-0 record with a 2.52 goals-against average, .937 save percentage and one shutout in five games at the tournament...His .937 Sv% finished third among all netminders...Appeared in 11 games for Ilves in Finland's top professional ice hockey league (SM-liiga)...Had a 1-6-3 record with a 2.82 goals-against average and .910 save percentage...Signed an entry-level contract with the Avalanche on May 11, 2012. **2010-11:** Appeared in 16 games for Ilves in Finland's top professional ice hockey league (SM-liiga)...Posted a 5-8-0 record with a 2.73 goals-against average and .909 save percentage...Also appeared in six games for Ilves Jr...Represented his country at the 2011 IIHF World Junior Championship in Buffalo...Appeared in one game during the tournament, stopping all seven shots he faced in 20 minutes of action. **2009-10:** Played in 23 games for Ilves Jr. (Finland), posting a 3.20 goals-against average and .899 save percentage. **2008-09:** Appeared in 13 contests for Ilves Jr., recording a 2.71 goals-against average and .906 save percentage. **Other:** Was the No. 1 rated European goaltender in NHL Central Scouting's final rankings for the 2010 Entry Draft...Was the first Finnish-born player drafted by Colorado since 2002 (defenseman Mikko Kaltava) and the first-ever Finnish-born goaltender selected by the Avalanche/Nordiques franchise...Was the first European netminder selected by Colorado since Peter Budaj in 2001. **Personal:** Last name is pronounced *ay-toh-KAHL-ee-oh*.



J.C. BEAUDIN

CENTER - SHOOTS RIGHT

BORN: MARCH 25, 1997 - LONGUEUIL, QUEBEC

6-1, 181 LBS

COLORADO'S FOURTH SELECTION (THIRD ROUND, 71st OVERALL) IN 2015 NHL DRAFT

PLAYING RECORD

SEASON	CLUB	LEAGUE	GP	REGULAR SEASON				PIM	PLAYOFFS				
				G	A	PTS			GP	G	A	PTS	PIM
2013-14	College Antoine-Girouard	QMAAA	40	19	28	47		42	3	0	0	0	0
	Rouyn-Noranda	QMJHL	4	0	0	0		0	2	0	0	0	0
2015-15	Rouyn-Noranda	QMJHL	68	14	39	53		29	6	1	4	5	4

2014-15: Led all Rouyn-Noranda rookie skaters in goals (14), assists (39), points (53) and power-play goals (5)...Played in all 68 games during his first full QMJHL season...Finished second on the team in plus/minus with a +16 rating...Recorded his first QMJHL point (an assist) on Sept. 19 vs. Sherbrooke and scored his first QMJHL goal the next day vs. Rimouski...Had five points (1g/4a) and played in all six games for the Huskies in the first round of the QMJHL Playoffs vs. Val-d'Or...Recorded a three-point outing (1g/2a) in Game 2 vs. Val-d'Or on March 28. **2013-14:**

Spent the majority of the season with College Antoine-Girouard of the QMAAA where he recorded 47 points (19g/28a) in 40 games...Also appeared in four games with Rouyn-Noranda during the season...Made his QMJHL debut on Dec. 29 at Rimouski...Played in two QMJHL playoff games for Rouyn-Noranda vs. Quebec. **Personal:** Full name is Jean-Christophe...Last name is pronounced *BO-den*...Selected No. 74 overall in the fourth round by the Huskies in the QMJHL Entry Draft...Is teammates at Rouyn-Noranda with fellow Avalanche prospect Julien Nantel.



GABRIEL BEAUPRE

DEFENSEMAN - SHOOTS LEFT

BORN: NOVEMBER 23, 1992 - LEVIS, QUEBEC

6-2, 195 LBS

COLORADO'S FIFTH SELECTION (SIXTH ROUND, 153rd OVERALL) IN 2011 ENTRY DRAFT

PLAYING RECORD

SEASON	CLUB	LEAGUE	GP	REGULAR SEASON				PIM	PLAYOFFS				
				G	A	PTS			GP	G	A	PTS	PIM
2008-09	Val-d'Or	QMJHL	52	0	3	3		48	-	-	-	-	-
2009-10	Val-d'Or	QMJHL	56	2	5	7		94	6	1	1	2	8
2010-11	Val-d'Or	QMJHL	66	3	15	18		73	4	0	1	1	4
2011-12	Val-d'Or	QMJHL	62	6	15	21		102	4	0	0	0	6
2012-13	Val-d'Or	QMJHL	4	0	0	0		6	-	-	-	-	-
	Denver	CHL	28	3	5	8		23	-	-	-	-	-
	Lake Erie	AHL	43	1	4	5		67	-	-	-	-	-
2013-14	Lake Erie	AHL	65	3	5	8		99	-	-	-	-	-
2014-15	Lake Erie	AHL	35	1	3	4		23	-	-	-	-	-
	Fort Wayne	ECHL	11	2	5	7		18					

2014-15: Spent the majority of the season with Lake Erie (AHL) but also saw time with Fort Wayne (ECHL)...Registered four points (1g/3a) and 23 penalty minutes in 35 games with Lake Erie...Tied for the team lead with a +3 plus/minus rating with the Monsters...Had seven points (2g/5a) in 11 games for Fort Wayne...Had two stints with the Komets with him first being reassigned on Nov. 10 before being recalled Nov. 17 to Lake Erie...Was reassigned to Fort Wayne on Dec. 18 where he played in nine games before his recall to the Monsters on Jan. 6. **2013-14:** Appeared in 65 games for Lake Erie during his first full season in the American Hockey League...Tallied eight points (3g/5a) and 99 penalty minutes, fourth-most on the team. **2012-13:** Began the season in the Quebec Major Junior Hockey League before moving on to the Central Hockey League and then American Hockey League...After appearing in four games for Val-d'Or (QMJHL), Beaupre signed a Standard Player Contract with Lake Erie (AHL) on Oct. 17 and was

loaned to Denver (CHL)...He skated in 28 games for the Denver Cutthroats, tallying eight points (3g/5a)...Was called up to Lake Erie on Dec. 26 and spent the rest of the year in the AHL, collecting five points (1g/4a) and 67 penalty minutes in 43 games. **2011-12:** Completed his fourth season with the Val-d'Or Foreurs (QMJHL), tallying 21 points (6g/15a) in 62 games...Ranked second on the club with 102 penalty minutes...Also appeared in four postseason contests. **2010-11:** Recorded 18 points (3g/15a) in 66 games with the Val-d'Or Foreurs...Ranked fourth on the team in penalty minutes (73)...Recorded one assist in four playoff contests. **2009-10:** Appeared in 56 games with Val-d'Or, recording seven points (2g/5a)...Finished second on the team with 94 penalty minutes...Tallied two points (1g/1a) and eight penalty minutes in six playoff contests. **2008-09:** Collected three assists in 52 games during his first season with the Foreurs.



CHRIS BIGRAS

DEFENSEMAN - SHOOTS LEFT

BORN: FEBRUARY 22, 1995 - ORILLIA, ONTARIO

6-1, 190 LBS

COLORADO'S SECOND SELECTION (SECOND ROUND, 32nd OVERALL)
IN 2013 NHL DRAFT

PLAYING RECORD

SEASON	CLUB	LEAGUE	GP	REGULAR SEASON					PLAYOFFS				
				G	A	PTS	PIM		GP	G	A	PTS	PIM
2011-12	Owen Sound	OHL	49	3	16	19	33		5	2	3	5	0
2012-13	Owen Sound	OHL	68	8	30	38	34		12	0	2	2	8
2013-14	Owen Sound	OHL	55	4	22	26	46		5	1	2	3	4
	Canada	WJC	7	0	0	0	0		-	-	-	-	-
2014-15	Owen Sound	OHL	62	20	51	71	52		5	1	2	3	4
	Lake Erie	AHL	7	0	4	4	2		-	-	-	-	-

2014-15: Named to the Ontario Hockey League's First All-Star Team...Finished second among OHL defensemen in scoring with 71 points (20g/51a) in 62 games for Owen Sound...Ranked first among Owen Sound defensemen in all three scoring categories and led the entire team in assists...Scored 12 power-play goals, ranking second on the club and tied for first among OHL blueliners...Led Owen Sound and finished tied for sixth in the OHL with six game-winning goals...Scored two overtime goals, sharing the league lead in that category...Added three points (1g/2a) in five playoff games during the Attack's first-round series loss to Guelph...Signed an amateur tryout contract with Lake Erie (AHL) on April 7 and made his professional debut that night at the Chicago Wolves...Appeared in seven games overall for the Monsters, recording four assists (0g/4a)...Registered an assist on April 9 vs. Rochester for his first professional point...Was named the second-best "Offensive Defenseman" and second-best "Defensive Defenseman" in the OHL Western Conference Coaches Poll...Also finished second in voting for the "Smartest Player" by the Western Conference coaches...Finished the season as the highest scoring defenseman in Owen Sound history with 155 points (35g/120a) in 234 career games...Reached 100 career OHL points on Nov. 8 vs. Windsor...Played in both games for Team OHL in the CHL Subway Series vs. the Russian National Junior Team on Nov. 13 and 17...Was named the OHL Defenseman of the Month for December after collecting 13 points (4g/9a) in six games during the month...Was named the OHL Player of the Week for Dec. 15-21 after recording seven points (2g/5a) in two games, which included a five-point night (2g/3a) on Dec. 17 vs. Plymouth...Registered two assists on Jan. 31 vs. Sudbury for 103 career helpers, breaking Jeremy Rebak's franchise record for assists by a blueliner...With a pair of assists on Feb. 19 at Barrie, Bigras became Owen Sound's all-time points leader among defensemen with his 143rd point, passing Bobby Sanguinetti...Prior to the season, was invited to Hockey Canada's National

Junior Team Summer Development Camp in Quebec in August and took part in the team's Selection Camp in December. **2013-14:** Appeared in 55 games for Owen Sound (OHL) and finished second among team defensemen with 26 points (4g/22a)...Added three points (1g/2a) in five playoff games for Owen Sound, tying him for second on the club in scoring...Was named the "Best Defensive Defenseman" in the OHL Western Conference Coaches Poll...Represented Canada at the 2014 IIHF World Junior Championship in Malmö, Sweden...Played in all seven games at the world juniors, posting a +2 plus/minus rating while helping Canada to a fourth-place finish...Participated in the Canadian Hockey League's Subway Super Series vs. Russia in November...Signed a three-year, entry-level contract with the Avalanche prior to the season on Sept. 17, 2013. **2012-13:** Led all Owen Sound defensemen with 38 points (8g/30a) while adding a +35 plus/minus rating in 68 games during the 2012-13 Ontario Hockey League season...Ranked second on the team in plus/minus, was third in assists (tied) and fifth in points...Was one of three Attack players to appear in all 68 games...Went on to skate in 12 post-season contests for Owen Sound, recording two assists...Won a gold medal with Team Canada at the 2013 IIHF World Under-18 Championship in Sochi, Russia...Recorded three assists and a +8 rating in seven games at the tournament...Prior to the 2012-13 campaign, Bigras helped lead Canada to the gold medal at the 2012 Ivan Hlinka Memorial Tournament in August...Was rated by NHL Central Scouting as the sixth-best North American defenseman in its final rankings for the 2013 Draft...Was tabbed as the 14th best North American skater overall. **2011-12:** Recorded 19 points (3g/16a) in 49 games during his first season with Owen Sound and was named the club's Rookie of the Year and Scholastic Player of the Year...Won a bronze medal with Team Ontario at the 2012 World Under-17 Hockey Challenge. **Personal:** Last name is pronounced *bee-GRAH*.



CONNER BLEACKLEY

CENTER - SHOOTS RIGHT

BORN: FEBRUARY 7, 1996 - HIGH RIVER, ALBERTA

6-0, 192 LBS

**COLORADO'S FIRST SELECTION (FIRST ROUND, 23rd OVERALL)
IN 2014 NHL DRAFT**

PLAYING RECORD

SEASON	CLUB	LEAGUE	GP	REGULAR SEASON				PIM	PLAYOFFS				
				G	A	PTS			GP	G	A	PTS	PIM
2011-12	Red Deer	WHL	16	2	0	2		6	-	-	-	-	-
2012-13	Red Deer	WHL	66	9	9	18		28	9	2	1	3	0
2013-14	Red Deer	WHL	71	29	39	68		48	-	-	-	-	-
2014-15	Red Deer	WHL	51	27	22	49		49	5	1	1	2	4

2014-15: Served as Red Deer's captain for the second consecutive season, recording 49 points (27g/22a) in 51 games... Finished tied for the team lead in goals despite missing most of the final six weeks of the season with a groin injury...Suffered the groin injury Feb. 6 at Vancouver (WHL) and returned for the season finale on March 21 at Edmonton...At the time of his injury, Bleackley was leading the Rebels in goals and was third on the club in points...Tallied 0.96 points per game, second highest on the squad...Named WHL Player of the Week for Oct. 20-26 after recording six points (1g/5a) and a +4 plus/minus rating in two games...Played in both games for Team WHL in the CHL Subway Series vs. the Russian National Junior Team on Nov. 10-11, scoring a goal in the second contest...Appeared in all five postseason games for Red Deer in the first-round series against Medicine Hat, tallying a goal and one assist. **2013-14:** Led the Red Deer Rebels (WHL) in scoring with 68 points (29g/39a) in 71 games...Also paced the team in power-play goals (10) and tied for the club lead in goals and games played...Finished second on the Rebels in assists...Named Red Deer's team captain in November as a 17-year-old...Was one of only three first-time 2014 draft-eligible players to wear the "C" in the Canadian Hockey

League that season (Aaron Ekblad of Barrie and Sam Reinhart of Kootenay)...Began the season with 19 points (8g/11a) in his first 15 games, surpassing his 18-game point total from the previous season...Recorded two points (1g/1a) as an assistant captain on Canada's bronze-medal winning team at the 2014 Under-18 World Championship. **2012-13:** Appeared in 66 games during his first full season with Red Deer, tallying 18 points (9g/9a)...Posted four points (3g/1a) in five games as an alternate captain with Team Pacific at the 2013 World Under-17 Hockey Challenge. **2011-12:** Played most of the season in the Alberta Major Hockey League but did appear in 16 WHL contests with Red Deer...Scored two goals for the Rebels...Made his WHL debut on Nov. 30 vs. Spokane. **Other:** Compiled 89 points (45g/44a) in 62 games over two seasons with the Okotoks Oilers Bantam AAA team in the Alberta Major Bantam Hockey League from 2009-11...Won a gold medal with Team Alberta at the 2011 Western Canada Under-16 Challenge Cup (2g/3a in four games). **Personal:** His hometown of High River, Alberta was devastated by flooding in June 2013, forcing many families in the community from their homes...Grew up on the same street as Corban Knight, who spent time with the Calgary Flames over the past two seasons.



SERGEI BOIKOV

DEFENSEMAN - SHOOTS LEFT

BORN: JANUARY 24, 1996 - KHABAROVSK, RUSSIA

6-2, 195 LBS

**COLORADO'S SIXTH SELECTION (SIXTH ROUND, 161st OVERALL)
IN 2015 NHL DRAFT**

PLAYING RECORD

SEASON	CLUB	LEAGUE	GP	REGULAR SEASON				PIM	PLAYOFFS				
				G	A	PTS			GP	G	A	PTS	PIM
2012-13	Kuznetskie	Russia-Jr.	3	0	0	0		6	-	-	-	-	-
2013-14	Drummondville	QMJHL	68	2	10	12		89	11	0	1	1	8
2014-15	Drummondville	QMJHL	64	3	18	21		64					

2014-15: Finished second among Drummondville defensemen with 21 points (3g/18a) and added a team-best +11 plus/minus rating in 64 games...His 18 assists also ranked second among team blueliners. **2013-14:** Led all Drummondville rookie defensemen in assists (10), points (12) and plus/minus (+11) while skating in all 68 games...Scored both of his goals and had two-point outings in back-to-back games, Oct. 25 vs. Victoriaville and Oct. 27 vs. Shawinigan...Appeared in all 11 playoff contests for the Voltigeurs, registering one assist...Competed for Russia at

the 2013 Ivan Hlinka Memorial Tournament. **2012-13:** Played in three games and picked up six penalty minutes with Kuznetskie in the Junior Hockey League in Russia...Won a silver medal with Team Russia at the 2013 European Youth Olympic Winter Festival in Romania. **Other:** Selected No. 90 overall by Drummondville in the second round of the 2013 CHL Import Draft...Metallurg Novokuznetsk chose him in the third round (No. 88 overall) in the 2013 KHL Draft.



TROY BOURKE

LEFT WING - SHOTS LEFT

BORN: MARCH 30, 1994 - EDMONTON, ALBERTA

5-10, 170 LBS

COLORADO'S SECOND SELECTION (THIRD ROUND, 72nd OVERALL)
 IN 2012 DRAFT

PLAYING RECORD

SEASON	CLUB	LEAGUE	GP	REGULAR SEASON						PLAYOFFS				
				G	A	PTS	PIM			GP	G	A	PTS	PIM
2009-10	St. Albert	AMHL	34	27	26	53	24			5	2	0	2	4
	Prince George	WHL	5	3	0	3	4			-	-	-	-	-
2010-11	Prince George	WHL	68	19	23	42	20			4	0	1	1	0
2011-12	Prince George	WHL	71	18	38	56	56			-	-	-	-	-
2012-13	Prince George	WHL	63	15	35	50	37			-	-	-	-	-
2013-14	Prince George	WHL	69	29	56	85	62			-	-	-	-	-
	Lake Erie	AHL	15	3	4	7	6			-	-	-	-	-
2014-15	Lake Erie	AHL	61	9	13	22	22			-	-	-	-	-

2014-15: Registered 22 points (9g/13a) with a +1 plus/minus rating in 61 games during his first full season with Lake Erie (AHL)... Missed six games from Oct. 25-Nov. 7 with an upper-body injury, suffered Oct. 24 at Grand Rapids...Scored on a penalty shot on Feb. 12 vs. Charlotte, which served as the game-winning goal in a 3-2 victory for the Monsters. **2013-14:** Served as Prince George's captain and finished second on the Cougars with 85 points (29g/56a) in 69 games...Led the team in assists and finished second in goals...At the conclusion of Prince George's season, Bourke joined the Lake Erie Monsters (AHL), signing an amateur tryout agreement on March 19...Recorded seven points (3g/4a) in 15 games with the Monsters, which included three points (1g/2a) in his professional hockey debut on March 21 vs. Rochester...Finished his junior career as Prince George's all-time leader in points (236) and assists (152)...Recorded four points (1g/3a) in his final junior contest on March 15 vs. Kamloops to break Eric Hunter's previous franchise scoring record of 233 points...Represented Team WHL during the 2013 Canada-Russia Subway Super Series from Nov. 28-29. **2012-13:** Led the Prince George Cougars in assists (35) and finished second in points (50)

and goals (15-tied). **2011-12:** Led Prince George (WHL) in scoring with 56 points (18g/38a) in 71 games...Also paced the Cougars in assists and tied for the team lead in goals...Co-led the squad in power-play goals with five...Following the season, helped Team Canada capture the bronze medal at the 2012 IIHF World Under-18 Championship in the Czech Republic...Tallied seven points (0g/7a) in seven games at the tournament, tying for the team lead in both assists (7) and plus/minus (+7). **2010-11:** Recorded 42 points (19g/23a) in 68 games during his first full season with Prince George...Led the Cougars with a +15 plus/minus rating and ranked ninth in WHL rookie scoring...Collected one assist in four postseason contests...Earned a bronze medal with Team Canada Pacific at the World Under-17 Hockey Challenge, registering eight points (3g/5a) in six games. **2009-10:** Began the season with the St. Albert Raiders of the Alberta Midget Hockey League prior to joining Prince George (WHL)...Earned the AMHL's Top Forward Award after leading the league in goals (27) and finishing second in points (53)...Appeared in five games for Prince George (3g/0a). **Personal:** Last name is pronounced *BURK*.



WILL BUTCHER

DEFENSEMAN - SHOOTS LEFT

BORN: JANUARY 6, 1995 - MADISON, WISCONSIN

5-10, 190 LBS

COLORADO'S FIFTH SELECTION (FIFTH ROUND, 123rd OVERALL)
IN 2013 NHL DRAFT

PLAYING RECORD

SEASON	CLUB	LEAGUE	GP	REGULAR SEASON						PLAYOFFS				
				G	A	PTS	PIM			GP	G	A	PTS	PIM
2011-12	U.S. Nat'l Under-17	NTDP	46	8	23	31	8		-	-	-	-	-	-
	U.S. Nat'l Under-18	NTDP	10	0	2	2	2		-	-	-	-	-	-
2012-13	U.S. Nat'l Under-18	NTDP	67	11	26	37	8		-	-	-	-	-	-
2013-14	Univ. of Denver	NCHC	38	8	8	16	8		-	-	-	-	-	-
	United States	WJC	5	2	3	5	2		-	-	-	-	-	-
2014-15	Univ. of Denver	NCHC	38	4	14	18	8		-	-	-	-	-	-
	United States	WJC	5	0	1	1	0		-	-	-	-	-	-

2014-15: Recorded 18 points (4g/14a) in 38 games as a sophomore at the University of Denver...Finished third on the team in scoring by a defenseman...Named the NCHC Defenseman of the Week for Nov. 17-23...Scored the game-winning goal and had a +3 plus/minus rating in DU's 5-2 victory over Boston College in the NCAA East Regional Semifinals on March 28...Added an assist in a loss to Providence in the NCAA East Regional Final on March 29...Named to the U.S. National Junior Team roster for the second consecutive year...Registered an assist in five games as an alternate captain for Team USA at the 2015 IIHF World Junior Championship held in Toronto/Montreal...Named one of the three best players on the United States as selected by tournament coaches. **2013-14:** Tallied 16 points (8g/8a) in 38 games during his freshman season at the University of Denver...Scored his first collegiate goal on Oct. 12 vs. Merrimack...Recorded three points (1g/2a) in five National Collegiate Hockey

Conference tournament games, helping DU win the inaugural NCHC title and advance to the NCAA Tournament...Represented the United States at the 2014 IIHF World Junior Championship in Malmö, Sweden, recording five points (2g/3a) in five games...Finished tied for first among USA defensemen in goals (2) and was second in assists (3-tied) and points (5)...Shared the team lead with two power-play goals. **2012-13:** In his second year with the U.S. National Team Development Program, Butcher tallied 37 points (11g/26a) in 67 games for the U.S. National Under-18 Team...Won a silver medal with Team USA at the 2013 IIHF World Under-18 Championship, totaling four points (2g/2a) in seven games. **2011-12:** Spent his first season with the U.S. National Team Development Program...Played for both the U.S. National Under-18 Team and Under-17 Team...Appeared in six contests for the gold-medal-winning United States squad at the 2012 IIHF World Under-18 Championship.



TREVOR CHEEK

LEFT WING - SHOOTS LEFT

BORN: DECEMBER 29, 1992 - BEVERLY HILLS, CALIFORNIA

6-2, 205 LBS

SIGNED BY COLORADO AS A FREE AGENT, APRIL 3, 2013

PLAYING RECORD

SEASON	CLUB	LEAGUE	GP	REGULAR SEASON						PLAYOFFS				
				G	A	PTS	PIM			GP	G	A	PTS	PIM
2010-11	Calgary	WHL	57	10	15	25	37		-	-	-	-	-	-
2011-12	Calgary	WHL	67	23	26	49	75		5	3	1	4	4	4
2012-13	Calgary	WHL	1	0	1	1	0		-	-	-	-	-	-
	Vancouver	WHL	39	18	14	32	35		-	-	-	-	-	-
	Edmonton	WHL	31	14	13	27	22		15	8	8	16	14	14
2013-14	Lake Erie	AHL	46	3	5	8	30		-	-	-	-	-	-
2014-15	Lake Erie	AHL	66	6	9	15	63		-	-	-	-	-	-

2014-15: Registered 15 points (6g/9a) in 66 games during his second season with Lake Erie (AHL)...Finished third on the club with 63 penalty minutes. **2013-14:** Appeared in 46 games with Lake Erie during his first professional season, tallying eight points (3g/5a)...Missed 14 games due to injury. **2012-13:** Played for three different teams in the Western Hockey League, as he began the season with Calgary before moving on to Vancouver and eventually Edmonton...Combined with the three teams, Cheek recorded 60 points (32g/28a) in 71 WHL games...Played one game for the Calgary Hitmen before being traded to Vancouver on

Sept. 26...Recorded 32 points (18g/14a) in 39 games with the Giants before being acquired by Edmonton on Jan. 9...Finished the regular season with 27 points (14g/13a) in 31 contests for the Oil Kings...He added 16 points (8g/8a) and tied for the team lead with a +17 plus/minus rating in 15 playoff contests for Edmonton...Signed an entry-level contract with the Avalanche on April 3, 2013. **2011-12:** Tallied 49 points (23g/26a) and 75 penalty minutes in 67 games with the Calgary Hitmen (WHL)...Also saw action in five postseason contests (3g/1a). **2010-11:** Made his WHL debut with Calgary, appearing in 57 games.



MAT CLARK

DEFENSEMAN - SHOOTS RIGHT

BORN: OCTOBER 17, 1990 - WHEAT RIDGE, COLORADO

6-3, 225 LBS

ACQUIRED FROM ANAHEIM IN EXCHANGE FOR MICHAEL SGARBOSSA,
 MARCH 2, 2015

PLAYING RECORD

SEASON	CLUB	LEAGUE	GP	REGULAR SEASON					PLAYOFFS				
				G	A	PTS	PIM		GP	G	A	PTS	PIM
2008-09	Brampton	OHL	63	3	20	23	91		21	0	5	5	37
2009-10	Brampton	OHL	66	7	16	23	88		7	2	4	6	9
	Manitoba	AHL	1	0	0	0	0		6	0	0	0	2
2010-11	Syracuse	AHL	80	2	14	16	128		-	-	-	-	-
2011-12	Syracuse	AHL	62	1	11	12	72		4	1	1	2	11
	Anaheim	NHL	2	0	0	0	0		-	-	-	-	-
2012-13	Norfolk	AHL	71	1	9	10	79		-	-	-	-	-
2013-14	Norfolk	AHL	23	0	2	2	37		-	-	-	-	-
2014-15	Norfolk	AHL	45	1	5	6	60		-	-	-	-	-
	Anaheim	NHL	7	0	1	1	6		-	-	-	-	-
	Lake Erie	AHL	21	0	1	1	11		-	-	-	-	-
NHL TOTALS			9	0	1	1	6		-	-	-	-	-

2014-15: Spent the majority of the season in the AHL but also appeared in seven NHL games with the Anaheim Ducks...Recalled by Anaheim on Nov. 9 and was in the Ducks' lineup that night in Vancouver...Recorded his first NHL point with an assist on Nov. 25 vs. Calgary...Reassigned to the Norfolk Admirals (AHL) on Dec. 6...Tallied six points (1g/5a) and 60 penalty minutes in 45 games with Norfolk...Acquired by the Avalanche on March 2 in exchange for Michael Sgarbossa and reported to the Lake Erie Monsters...Made his Lake Erie debut on March 4 vs. Milwaukee...Appeared in 21 games with the Monsters, registering an assist and 11 PIM. **2013-14:** Recorded two assists in 23 games with Norfolk (AHL)...Suffered a torn labrum in his left shoulder on Dec. 6 at Syracuse, forcing him to miss the remainder of the season. **2012-13:** Appeared in a team-high 71 games during his third AHL season with Norfolk...Registered 10 points (1g/9a) and added 79 penalty minutes...Was recalled by Anaheim on April 27 after the AHL regular season, but did not appear in any Stanley Cup Playoff contests. **2011-12:** Made his NHL debut with the Anaheim Ducks, appearing in two contests...Recalled from the Syracuse Crunch (AHL) on March 31 and dressed in his first NHL game the following night vs. Edmonton...Reassigned to Syracuse on April 4...Played in 62 games with the Crunch, ranking fourth among team defensemen in points (12) and assists (11)...Added two points (1g/1a)

in four playoff games with Syracuse. **2010-11:** Appeared in 80 games with Syracuse during his first full professional season...Scored 16 points (2g/14a) while leading the club with 128 penalty minutes...Was one of two players to dress in every regular-season game for the Crunch...Scored his first professional goal on Dec. 11 vs. Bridgeport. **2009-10:** Led all Brampton Battalion defensemen in goals (7) while finishing second in assists (16) and points (23) in 66 OHL games...Led the team with seven power-play goals...Registered six points (2g/4a) in seven OHL playoff contests...Appeared in one AHL regular-season game after his junior campaign was completed, making his professional hockey debut with the Manitoba Moose on April 10 vs. Peoria...Went on to skate in six playoff contests with Manitoba. **2008-09:** Finished third among Brampton defensemen in scoring with 23 points (3g/20a) in 63 games during his first major-junior season...Also had a +21 plus/minus rating and 91 penalty minutes...Registered five assists and 37 PIM in 21 OHL postseason games, helping the Battalion reach the OHL Final. **Personal:** Born in Wheat Ridge, Colo., but grew up in Ontario, Canada...Selected No. 217 overall in the 11th round by the Brampton Battalion in the 2006 OHL Priority Selection...Played one season (2008-09) in Brampton with Avalanche forward Matt Duchene.



J.T. COMPBER

LEFT WING - SHOTS RIGHT

BORN: APRIL 8, 1995 - NORTHBROOK, ILLINOIS

6-0, 182 LBS

ACQUIRED FROM BUFFALO, ALONG WITH MIKHAIL GRIGORENKO, NIKITA ZADOROV AND A SECOND-ROUND PICK IN 2015 NHL DRAFT, IN EXCHANGE FOR JAMIE MCGINN AND RYAN O'REILLY, JUNE 26, 2015

PLAYING RECORD

SEASON	CLUB	LEAGUE	GP	REGULAR SEASON						PLAYOFFS				
				G	A	PTS	PIM			GP	G	A	PTS	PIM
2011-12	U.S. Nat'l U-17	NTDP	17	8	15	23	18		-	-	-	-	-	-
	U.S. Nat'l U-17	USHL	32	13	14	27	37		-	-	-	-	-	-
	U.S. Nat'l U-18	NTDP	9	4	3	7	4		-	-	-	-	-	-
2012-13	U.S. Nat'l U-18	NTDP	31	11	15	26	18		-	-	-	-	-	-
	U.S. Nat'l U-18	USHL	21	7	17	24	23		-	-	-	-	-	-
2013-14	Univ. of Michigan	Big Ten	35	11	20	31	22		-	-	-	-	-	-
2014-15	Univ. of Michigan	Big Ten	34	12	12	24	40		-	-	-	-	-	-
	United States	WJC	5	0	0	0	0		-	-	-	-	-	-

Was named team captain of the University of Michigan heading into the 2015-16 season. **2014-15:** Registered 24 points (12g/12a) in 34 games during his sophomore season at the University of Michigan...Recorded two hat tricks, the first of his career on Feb. 28 vs. Wisconsin and added his second a week later on March 7 at Penn State...Scored the game-winning goal in the Big Ten Semifinals vs. Michigan State on March 20...Represented the United States at the 2015 IIHF World Junior Championship in Toronto/Montreal, appearing in five games (0g/0a). **2013-14:** Was named the Big 10 Rookie of the Year after recording 31 points (11g/20a) in 35 games...Earned spots on the Big 10 Second All-Star Team and Big 10 All-Rookie Team...Led the Wolverines in points, assists, plus/minus rating (+13) and short-handed goals (3)...Named the recipient of Michigan's Hal Downes Award as Team MVP, Hazel "Doc" Losh Award as the team's scoring leader and Deker Club Rookie of the Year Award...Registered his first collegiate points with two assists in the season opener on Oct. 10 vs. Boston College...Scored his first collegiate goal on Jan. 15 at Nebraska-Omaha...Named Big Ten Second Star on Dec. 3 after recording two multi-point games vs. Ohio State on Nov. 29 (1g/1a) and Dec. 2 (2g/0a)...Earned Big Ten First Star honors on Jan. 28 after notching five points (3g/2a) in the Jan. 23-24 series vs. Michigan State, which included a career-high four-point game

(2g/2a) on Jan. 24. **2012-13:** Recorded 50 points (18g/32a) in 52 games with the United States National Team Development Program's Under-18 Team, which included 24 points (7g/17a) in 21 USHL games for the squad...Captained Team USA to a silver medal at the 2013 IIHF Under-18 World Championship...Named one of the top three players on the U.S. squad by tournament coaches after recording seven points (3g/4a) in seven games...Tallied five points (4g/1a) in four games at the 2013 Five Nations Tournament...Played in the All-American Prospects Game. **2011-12:** Split time during the season between the U.S. National Team Development Program's Under-17 and Under-18 teams...Totalled 42 points (15g/27a) in 40 games for the Under-17 squad and 14 points (8g/6a) in 20 games for the Under-18 squad...Had 27 points (13g/14a) in 32 USHL contests...Recorded five points (2g/3a) in six games at the 2012 IIHF Under-18 World Championship, helping the United States to the gold medal...Won a silver medal with Team USA at the World Under-17 Hockey Challenge where he had nine points (3g/6a) in five contests. **Personal:** Full name is Joseph Taylor Compber...Helped raise money for prostate cancer research in 2011 when the U.S. NTDP Under-17 team played the Chicago Steel (USHL), which is near his hometown of Northbrook, Ill., after his father Bob's successful recovery from treatment.



CODY CORBETT

DEFENSEMAN - SHOOTS LEFT

BORN: DECEMBER 14, 1993 - STILLWATER, MINNESOTA

6-1, 204 LBS


SIGNED BY COLORADO AS A FREE AGENT, MARCH 5, 2014

PLAYING RECORD

SEASON	CLUB	LEAGUE	GP	REGULAR SEASON				PIM	PLAYOFFS			
				G	A	PTS	GP		G	A	PTS	PIM
2009-10	Stillwater (MN) High	USHS	6	0	0	0	0	-	-	-	-	-
2010-11	Stillwater (MN) High	USHS	26	9	13	22	14	-	-	-	-	-
2011-12	Edmonton	WHL	54	6	20	26	24	18	0	4	4	14
2012-13	Edmonton	WHL	71	7	35	42	48	20	2	8	10	14
2013-14	Edmonton	WHL	65	17	44	61	37	21	6	7	13	10
2014-15	Lake Erie	AHL	47	3	3	6	20	-	-	-	-	-

2014-15: Appeared in 47 games with the Lake Erie Monsters (AHL) during his first professional season...Recorded six points (3g/3a) and 20 penalty minutes...Missed the first seven games of the season with an upper-body injury...Made his professional hockey debut on Oct. 31 vs. Texas and recorded his first pro point (an assist) the following day vs. Texas...Tallied his first professional goal on Dec. 10 at Grand Rapids...Scored the overtime winner on March 31 vs. Milwaukee. **2013-14:** Helped lead the Edmonton Oil Kings to the Western Hockey League championship and the franchise's first-ever Memorial Cup title...Led all Oil Kings defensemen during the regular season in goals (17), assists (44) and points (61)...His 61 points ranked sixth among WHL blueliners...Was an alternate captain for Edmonton...Set new franchise records for points and goals by a defenseman in a season, as well as career point totals for a blueliner with 129 in 190 regular-season games...Joined Griffin Reinhart as co-winners of the team's Top Defenseman award...Went on to tally 13 points (6g/7a) with a +12 plus/minus rating in 21 WHL playoff contests...His six goals led all Edmonton defenders while his 13 points finished second...

Picked up an assist in Game 7 of the WHL Finals on May 12 to help the Oil Kings defeat the Portland Winterhawks and win their second league title in three seasons...Named to the MasterCard Memorial Cup All-Star Team after tallying six points (1g/5a) in five games...His six points led all tournament defensemen...Recorded points in his final four Memorial Cup contests, including back-to-back two assists games on May 20 and 23 vs. Val-d'Or...Scored a power-play goal in the Memorial Cup Final vs. Guelph on May 25. **2012-13:** Led all Edmonton defensemen in points (42) and assists (35) while adding a +38 plus/minus rating...Tallied 10 points (2g/8a) in 20 playoff games. **2011-12:** Contributed 26 points (6g/20a) with a +36 plus/minus rating in 54 games during his first season in the WHL...Added four assists in 18 playoff games to help the Edmonton franchise win its first WHL championship...Appeared in two Memorial Cup contests. **Other:** Attended the Minnesota Wild's 2013 summer prospect camp and training camp as a non-roster invitee...Played two seasons of high school hockey at Stillwater High in Minnesota (2009-11).



DENNIS EVERBERG

RIGHT WING - SHOOTS LEFT

BORN: DECEMBER 31, 1991 - VASTERAS, SWEDEN

6-4, 205 LBS

SIGNED BY COLORADO AS A FREE AGENT, APRIL 29, 2014

PLAYING RECORD

SEASON	CLUB	LEAGUE	GP	REGULAR SEASON				PIM	PLAYOFFS			
				G	A	PTS			GP	G	A	PTS
2009-10	Rogle Jr.	Sweden Jr.	36	6	12	18		55	2	1	0	1
	Rogle	Sweden	12	1	1	2		6	8	0	0	0
2010-11	Rogle Jr.	Sweden Jr.	18	4	2	6		54	1	1	1	2
	Rogle	Sweden-2	41	5	7	12		18	8	0	0	0
2011-12	Rogle Jr.	Sweden Jr.	3	0	4	4		0	-	-	-	-
	Rogle	Sweden-2	5	0	0	0		0	10	2	4	6
2012-13	Rogle	Sweden	55	5	3	8		47	10	0	1	1
2013-14	Rogle	Sweden-2	47	17	17	34		30	16	8	3	11
2014-15	Colorado	NHL	55	3	9	12		10	-	-	-	-
	Lake Erie	AHL	12	5	2	7		4	-	-	-	-

2014-15: Began the season with the Avalanche and went on to appear in 55 games during his first NHL campaign...Recorded three goals and nine assists for 12 points with the Aves...Also skated in 12 games for Lake Erie (AHL), recording seven points (5g/2a)...Had four separate stints with Colorado...Began the season on the Avalanche's Opening Night roster, appearing in each of Colorado's first five games...Made his NHL debut in the season opener on Oct. 9 at Minnesota, recording a team-high three shots...Was reassigned to Lake Erie on Oct. 17...Appeared in his first AHL game that night at the Chicago Wolves and scored his first AHL goal the following night against the Wolves...Was recalled for the second time on Oct. 29 and spent two months with the Aves before being reassigned on Dec. 28...Scored his first NHL goal on Nov. 2 vs. Anaheim and tallied his first career assist two nights later on Nov. 4 vs. Vancouver...Left the game with a shoulder injury on Nov. 20 vs. Washington, forcing him to miss eight contests from Nov. 22 to Dec. 9...Was placed on IR, Nov. 21 (retroactive to Nov. 20) and activated on Dec. 11...Recalled for the third time on Jan. 12 and reassigned Jan. 22...Was recalled for the fourth and final time on Jan. 25...Recorded

his first career multi-point game (1g/1a) on Feb. 14 vs. Dallas...Suffered a shoulder injury on April 7 vs. Nashville, forcing him to miss the final two games of the season. **2013-14:** Spent his third full season with Rogle in Sweden (Allsvenskan league)...Finished third on the team with 34 points (17g/17a) in 47 games...Tallied 11 points (8g/3a) in 16 postseason contests. **2012-13:** Recorded eight points (5g/3a) and 47 penalty minutes in 55 games with Rogle (SHL)...Played in 10 games during the relegation playoffs, contributing an assist. **2011-12:** Appeared in five games with Rogle in the Allsvenskan league in Sweden...Had six points (2g/4a) in 10 playoff games...Also appeared in three games with Rogle Jr. (0g/4a). **2010-11:** Spent the majority of the season with Rogle, playing in 41 games and contributing 12 points (5g/7a)...Played 18 games with Rogle Jr....Had two points (1g/1a) in one game during the junior SuperElit playoffs. **2009-10:** Tallied 18 points (6g/12a) during his first season with the Rogle Jr....Scored a goal while participating in two junior playoff games...Made his professional debut with Rogle and recorded two points (1g/1a) in 12 regular-season games...Played in eight games with Rogle during the relegation playoffs.



MASON GEERTSEN

DEFENSEMAN - SHOOTS LEFT

BORN: APRIL 19, 1995 - DRAYTON VALLEY, ALBERTA

6-4, 205 LBS

COLORADO'S FOURTH SELECTION (FOURTH ROUND, 93rd OVERALL)
IN 2013 NHL DRAFT

PLAYING RECORD

SEASON	CLUB	LEAGUE	GP	REGULAR SEASON						PLAYOFFS				
				G	A	PTS	PIM			GP	G	A	PTS	PIM
2010-11	Edmonton	WHL	3	0	0	0	4		-	-	-	-	-	-
2011-12	Edmonton	WHL	34	0	3	3	70		-	-	-	-	-	-
2012-13	Edmonton	WHL	15	0	4	4	32		-	-	-	-	-	-
	Vancouver	WHL	58	2	8	10	98		-	-	-	-	-	-
2013-14	Vancouver	WHL	66	4	19	23	126		4	0	0	0	14	
2014-15	Vancouver	WHL	69	13	25	38	107		-	-	-	-	-	-
	Lake Erie	AHL	9	0	0	0	2		-	-	-	-	-	-

2014-15: Led all Vancouver Giants defensemen in points (38), goals (13) and assists (25) while appearing in 69 games...Ranked first on the Giants in plus/minus rating (+3) and penalty minutes (107)...Was an alternate captain for the second consecutive year and served as the team captain late in the season after Dalton Sward suffered a season-ending injury on Feb. 21... Named Vancouver's team MVP, as well as Defenseman of the Year and earned the Humanitarian of the Year award and Plus/Minus Award...Signed a three-year, entry-level contract with the Avalanche on March 24 and joined the Lake Erie Monsters (AHL)...Made his professional hockey debut with Lake Erie on March 31 vs. Milwaukee and went on to appear in nine games

for the Monsters (0g/0a). **2013-14:** Tallied 23 points (4g/19a) with 126 penalty minutes in 66 games as an alternate captain with Vancouver (WHL)...Finished second on the team in PIM... Appeared in four postseason games. **2012-13:** Was acquired by Vancouver from Edmonton on Oct. 31 and went on to record 10 points (2g/8a) and 98 penalty minutes in 58 games with the Giants...Geertsen, who had four points (0g/4a) and 32 PIM in 15 games with Edmonton prior to the trade, combined for 14 points (2g/12a) and 130 penalty minutes in 73 contests between the two WHL teams. **2011-12:** Appeared in 34 games with Edmonton (WHL). **2010-11:** Made his Western Hockey League debut, appearing in three games with Edmonton.



BRANDON GORMLEY

DEFENSEMAN - SHOOTS LEFT

BORN: FEBRUARY 18, 1992 - MURRAY RIVER, PRINCE EDWARD ISLAND

6-2, 196 LBS

ACQUIRED FROM ARIZONA IN EXCHANGE FOR STEFAN ELLIOTT,
SEPTEMBER 9, 2015

PLAYING RECORD

SEASON	CLUB	LEAGUE	GP	REGULAR SEASON						PLAYOFFS				
				G	A	PTS	PIM			GP	G	A	PTS	PIM
2008-09	Moncton	QMJHL	62	7	20	27	34		10	1	3	4	6	
2009-10	Moncton	QMJHL	58	9	34	43	54		21	2	15	17	10	
2010-11	Moncton	QMJHL	47	13	35	48	42		5	0	1	1	6	
	San Antonio	AHL	4	1	0	1	0		-	-	-	-	-	
2011-12	Moncton	QMJHL	26	10	17	27	18		-	-	-	-	-	
	Shawinigan	QMJHL	9	0	5	5	4		7	5	2	7	8	
	Canada	WJC	6	3	3	6	2		-	-	-	-	-	
2012-13	Portland	AHL	68	5	24	29	44		3	1	2	3	0	
2013-14	Portland	AHL	54	7	29	36	34		-	-	-	-	-	
	Phoenix	NHL	5	0	0	0	2		-	-	-	-	-	
2014-15	Portland	AHL	23	3	7	10	18		5	1	4	5	2	
	Arizona	NHL	27	2	2	4	10		-	-	-	-	-	
NHL TOTALS			32	2	2	4	12		-	-	-	-	-	

2014-15: Appeared in 27 games for the Arizona Coyotes, tallying four points (2g/2a)...Also played for the Portland Pirates (AHL), where he recorded 10 points (3g/7a) in 23 regular-season games and five points (1g/4a) in five postseason contests...Scored his first NHL goal on Nov. 16 at Edmonton...Recorded his first career multi-point game with a goal and an assist on Dec. 23 at Edmonton. **2013-14:** Made his NHL debut with the Coyotes on March 10 at Tampa Bay...Spent most of the year with Portland (AHL) where he led all Pirates defensemen with 36 points (7g/29a) in 54 games. **Other:** Was Phoenix's first-round pick (13th overall)

in the 2010 Entry Draft...Won a bronze medal with Team Canada at the 2012 IIHF World Junior Championship in Calgary/Edmonton, where he was named the tournament's "Best Defenseman"...Was also named to Canada's 2011 IIHF World Junior Championship squad but did not play due to injury...Won the Memorial Cup with Shawinigan (QMJHL) in 2011-12, producing nine points (3g/6a) in six games en route to being named to the Memorial Cup All-Star Team...Spent most of his junior career with Moncton, where he was named to the QMJHL All-Rookie Team in 2008-09 and to the QMJHL Second All-Star Team in both 2009-10 and 2010-11.



A.J. GREER

LEFT WING - SHOOTS LEFT

BORN: DECEMBER 14, 1996 - JOLIETTE, QUEBEC

6-3, 204 LBS

COLORADO'S SECOND SELECTION (SECOND ROUND, 39th OVERALL)
IN 2015 NHL DRAFT

PLAYING RECORD

SEASON	CLUB	LEAGUE	GP	REGULAR SEASON					PLAYOFFS				
				G	A	PTS	PIM		GP	G	A	PTS	PIM
2012-13	Kimbal Union Acad.	USHS	30	16	19	35	-		-	-	-	-	-
2013-14	Kimbal Union Acad.	USHS	34	24	39	63	-		-	-	-	-	-
	Des Moines	USHL	2	2	1	3	2		-	-	-	-	-
2014-15	Boston Univ.	Hockey East	37	3	4	7	18		-	-	-	-	-

2014-15: Completed his freshman season at Boston University, helping the Terriers to the Hockey East regular season and tournament championships and to the NCAA Frozen Four championship game...Recorded seven points (3g/4a) in 37 games as the youngest rookie forward in the NCAA...Ranked third among BU freshman forwards in scoring...Made his collegiate hockey debut and scored his first goal on Oct. 10 at UMass...Registered an assist in the Hockey East championship game against UMass Lowell on March 21 and had another helper in the NCAA Northeast Regional Final win over Minnesota Duluth on March 28...Scored a goal in the NCAA Frozen Four semifinal win vs. No. 1-seed North Dakota on April 9. **2013-14:** Tallied 63 points (24g/39a) in 34 games

as co-captain with Kimball Union Academy in New Hampshire...Registered six points (2g/4a) in eight games with the Boston Jr. Bruins under-18 team...Tallied two goals and added an assist in two contests with the Des Moines Buccaneers of the USHL. **2012-13:** Recorded 35 points (16g/19a) in 30 games with Kimball Union Academy. **Other:** Spent the 2011-12 season with Collège Esther-Blondin Phénix, helping the team to a silver medal in the 2012 Telus Cup—the Canadian Midget National Championship—and to the QMAAA Championship, where he scored the game-winning goal in the title game. **Personal:** First name is Anthony-John...His fifth grade math teacher, Stephanie Roy, is the sister of Avalanche head coach/vice president of hockey operations Patrick Roy.



FREDDIE HAMILTON

CENTER - SHOOTS RIGHT

BORN: JANUARY 1, 1992 - TORONTO, ONTARIO

6-1, 195 LBS


ACQUIRED FROM SAN JOSE IN EXCHANGE FOR KARL STOLLERY,
 MARCH 2, 2015

PLAYING RECORD

SEASON	CLUB	LEAGUE	GP	REGULAR SEASON					PIM	PLAYOFFS				
				G	A	PTS				GP	G	A	PTS	PIM
2008-09	Niagara	OHL	65	10	18	28		8		12	2	2	4	4
2009-10	Niagara	OHL	64	25	30	55		12		5	1	1	2	6
2010-11	Niagara	OHL	68	38	45	83		20		14	4	10	14	4
2011-12	Niagara	OHL	61	35	51	86		31		20	7	17	24	9
	Canada	WJC	6	1	6	7		2		-	-	-	-	-
2012-13	Worcester	AHL	76	13	13	26		16		-	-	-	-	-
2013-14	Worcester	AHL	64	22	21	43		6		-	-	-	-	-
	San Jose	NHL	11	0	0	0		2		-	-	-	-	-
2014-15	Worcester	AHL	52	9	21	30		12		-	-	-	-	-
	San Jose	NHL	1	0	0	0		0		-	-	-	-	-
	Lake Erie	AHL	5	2	2	4		0		-	-	-	-	-
	Colorado	NHL	17	1	0	1		0		-	-	-	-	-
NHL TOTALS			29	1	0	1		2		-	-	-	-	-

2014-15: Spent time with the Sharks and Avalanche organizations, playing for two AHL clubs and two NHL teams...Began the year in Worcester (AHL), where he skated in 52 games and recorded 30 points (9g/21a)...Recalled by San Jose on Jan. 5 and played his only game of the season with the Sharks on Jan. 6 at Minnesota...Reassigned to Worcester on Jan. 12...Acquired by the Avalanche in a trade on March 2 in exchange for Karl Stollery and reported to Lake Erie (AHL)...Appeared in five games for the Monsters, tallying four points (2g/2a) with a +4 plus/minus rating...Recorded a total of 34 points (11g/23a) in 57 combined AHL games during the season...Recalled by Colorado on March 7 and made his Avalanche debut that night at Columbus...Closed out the NHL season with the Avs, playing in 17 of the team's final 18 games...Scored his first NHL goal, the game-winner, on March 18 at Arizona...Reassigned to Lake Erie on April 12 after the NHL season...Played in the Monsters' final three games of the year, picking up three points (2g/1a) in those contests. **2013-14:** Split time between San Jose and Worcester (AHL)...Led Worcester in goals (22), assists (21-tied) and points (43) in 64 games with the club, setting career highs in all three offensive categories...Played 11 games with San Jose...Made his NHL debut on Oct. 21 at Detroit...Played against his brother Dougie for the first time in the NHL on Oct. 24 at Boston. **2012-13:** Was the only player on Worcester to appear in all 76 AHL games during his first professional season...Recorded 26 points (13g/13a) while leading the team in short-handed goals (2) and game-winning goals (4)...Made his pro hockey debut on Oct. 12 at Norfolk...Recorded his first two professional points (0g/2a) at Portland on Oct. 19...Scored his first professional goal on Nov. 9 vs. Portland. **2011-12:** Totaled 86 points (35g/51a) in 61 games as an alternate captain for Niagara...Among all OHL players, he was seventh in assists (51) and game-winning goals (6-tied), eighth in points (86) and power-play goals (12-tied), ninth in power-play assists

(21-tied), 14th in plus/minus (+29-tied), 16th in goals (35-tied) and 17th in short-handed goals (3-tied)...Named the CHL Player of the Week on April 17...Participated in the 2011 Subway Super Series, posting five points (4g/1a) in two games vs. Russia...Finished third in OHL playoff scoring with 24 points (7g/17a) in 20 games...Won a bronze medal with Team Canada and his brother Dougie at the 2012 IIHF World Junior Championship held in Calgary/Edmonton...Finished fourth on the squad with seven points (1g/6a) and was tied for second with six assists. **2010-11:** Finished second on Niagara in points (83), and third in both goals (38) and assists (45) in 68 games...Was sixth on the team in plus/minus (+25)...Scored seven game-winning goals, tied for ninth in the OHL...Had a 19-game point streak from Jan. 5-Feb. 18 with 30 points (14g/16a)...Tied for second on the team with 14 playoff points (4g/10a) in 14 games. **2009-10:** Recorded 55 points (25g/30a) in 64 games with Niagara...Finished second on the team in goals and third in points...Tallied a goal and an assist in five playoff games...A member of Team Canada's squad for the 2010 IIHF Under-18 World Championship...Finished third on the Team Canada in scoring with six points (1g/5a)...Selected as one of Canada's top three players by tournament coaches. **2008-09:** Registered 28 points (10g/18a) in his first season in the OHL with Niagara...Finished second among team rookies in points during the regular season and the playoffs...Recorded four points (2g/2a) in 12 postseason contests...Recipient of the Ivan Tennant Award as the OHL's top academic high school player...Tallied two goals in six games and won the gold medal with Team Ontario at the World Under-17 Hockey Challenge. **Personal:** Brother, Dougie, plays for the Calgary Flames...Mother, Lynn, was a member of the 1984 Canadian Women's Olympic Basketball Team...Father, Doug, represented Canada's rowing team in the 1984 and 1988 Olympics, winning a bronze medal in 1984 (quadruple sculls without coxswain).



SAMUEL HENLEY

CENTER - SHOOTS LEFT

BORN: JULY 25, 1993 - VAL-D'OR, QUEBEC

6-4, 210 LBS

SIGNED BY COLORADO AS A FREE AGENT, MAY 5, 2014

PLAYING RECORD

SEASON	CLUB	LEAGUE	GP	REGULAR SEASON				PIM	PLAYOFFS				
				G	A	PTS			GP	G	A	PTS	PIM
2009-10	Lewiston	QMJHL	63	4	9	13		22	4	0	1	1	2
2010-11	Lewiston	QMJHL	64	13	18	31		37	15	0	2	2	4
2011-12	Val-d'Or	QMJHL	63	13	14	27		71	4	1	2	3	9
2012-13	Val-d'Or	QMJHL	58	22	23	45		59	10	1	2	3	6
2013-14	Val-d'Or	QMJHL	51	30	39	69		42	24	8	20	28	25
2014-15	Lake Erie	AHL	54	6	4	10		47	-	-	-	-	-

2014-15: Played 54 games during his first professional season with Lake Erie (AHL), registering 10 points (6g/4a) and 47 penalty minutes...Made his professional hockey debut on Oct. 10 at Grand Rapids where he also recorded his first point with an assist...Tallied his first pro goal on Nov. 12 at Grand Rapids. **2013-14:** Captained Val-d'Or to the Quebec Major Junior Hockey League championship and a spot in the Memorial Cup tournament...Tallied 30 goals and 39 assists for 69 points in 51 regular-season games...Finished third on the club in goals and plus/minus rating (+33-tied), while ranking fifth in points...Added 28 points (8g/20a) in 24 QMJHL playoff contests, ranking fourth on the Foreurs in postseason scoring...Tallied two points (1g/1a) in four games at the Memorial Cup tournament...Scored the game-tying goal with 3:11 left in the third period to force overtime in Val-d'Or's final game of preliminary play against Edmonton on May 20...Val-d'Or went on to win 4-3 in double overtime. **2012-13:** Tallied

45 points (22g/23a) in 58 games as an alternate captain for Val-d'Or...Had a goal and two assists in 10 playoff games. **2011-12:** In his first season with his hometown team of Val-d'Or, Henley contributed 27 points (13g/14a) and 71 penalty minutes in 63 games...Recorded three points (1g/2a) in four postseason games. **2010-11:** Recorded 31 points (13g/18) in 64 games with Lewiston as the team's alternate captain...Added two assists in 15 playoff games. **2009-10:** Tallied 13 points (4g/9) in 63 games during his first QMJHL season with Lewiston...Also appeared in four playoff games and had one assist...Played five games and scored one goal for Team Quebec at the World Under-17 Hockey Challenge. **Other:** Attended the St. Louis Blues' training camp in September 2013...Selected by Lewiston in the third round (No. 39 overall) of the 2009 QMJHL Entry Draft...Picked up by Val-d'Or during the dispersal draft of Lewiston's roster on June 3, 2011 (fifth overall).



JOEY HISHON

CENTER - SHOOTS LEFT

BORN: OCTOBER 20, 1991 - STRATFORD, ONTARIO

5-10, 170 LBS

COLORADO'S FIRST SELECTION (FIRST ROUND, 17th OVERALL)
 IN 2010 ENTRY DRAFT

PLAYING RECORD

SEASON	CLUB	LEAGUE	GP	REGULAR SEASON						PLAYOFFS				
				G	A	PTS	PIM			GP	G	A	PTS	PIM
2007-08	Owen Sound	OHL	63	20	27	47	38			-	-	-	-	-
2008-09	Owen Sound	OHL	65	37	44	81	34			4	4	3	7	6
2009-10	Owen Sound	OHL	36	16	24	40	26			-	-	-	-	-
2010-11	Owen Sound	OHL	50	37	50	87	64			22	5	19	24	32
2011-12				- INJURED -										
2012-13	Lake Erie	AHL	9	1	5	6	2			-	-	-	-	-
2013-14	Lake Erie	AHL	50	10	14	24	16			-	-	-	-	-
	Colorado	NHL	-	-	-	-	-			3	0	1	1	2
2014-15	Lake Erie	AHL	53	16	20	36	34			-	-	-	-	-
	Colorado	NHL	13	1	1	2	0			-	-	-	-	-
NHL TOTALS			13	1	1	2	0			3	0	1	1	2

2014-15: Was recalled by Colorado on March 2 and went on to appear in 13 games with the Avalanche, tallying two points (1g/1a)...Made his regular season NHL debut on March 4 vs. Pittsburgh...Scored his first NHL goal, the game winner, on April 7 vs. Nashville...Picked up his first career assist in the season finale on April 11 vs. Chicago...Was reassigned to Lake Erie (AHL) at the conclusion of the Avalanche's season...Spent most of the year with the Monsters, recording 36 points (16g/20a) in 53 games...Finished third on the team in goals and fourth in points...Was leading the Monsters in scoring at the time of his recall with 32 points (14g/18a) in 50 games...Missed six games with Colorado due to injury from March 7-20 (neck/elbow). **2013-14:** Spent his first full professional season with the Lake Erie Monsters but also made his NHL debut during the Avalanche's Stanley Cup Playoff series...Received his first call-up on April 22 and played his first NHL game in Game 4 of Colorado's first-round series at Minnesota on April 24...Became the first Avalanche/Nordiques player to make his NHL debut in the postseason since Randy Moller in 1981-82, and the only player to do it while coming from another professional league...Appeared in three playoff contests for the Avalanche and picked up his first point (assist) in Game 7 against the Wild on April 30 at Pepsi Center...Appeared in 50 regular-season games for the Lake Erie Monsters, registering 24 points (10g/14a)...Finished tied for fourth on the team in power-play goals (4) and tied for second in game-winning goals (2)...Missed 26 games due to injury...Scored three goals on Jan. 12 at Milwaukee for his first professional hat trick. **2012-13:** After missing the entire 2011-12 season and most of the 2012-13 campaign due to injury, Hishon made his American Hockey League debut on March 9 against Toronto...Would go on to appear in nine games for the Lake Erie Monsters, tallying six points (1g/5a). **2011-12:** Missed the entire season due to a head injury suffered during the first game of the 2011 Memorial Cup on May 21, 2011. **2010-11:** Was named to the Ontario Hockey League's First All-Star Team after collecting 87 points (37g/50a) in 50 games for the Owen Sound Attack...Led the Attack in scoring despite missing 18 games...Also led the team in assists and short-handed goals (4-tied)...Hishon's 1.74 points-per-game average ranked second among all OHL skaters,

just barely behind Ryan Ellis (1.741)...Helped Owen Sound capture their first-ever Robertson Cup as OHL champions...Collected 24 points (5g/19a) in 22 postseason games, sharing the OHL playoff scoring title with teammate Robby Mignardi...Hishon also led the league with 19 playoff assists...Suffered a head injury in the first game of the Memorial Cup on May 21 and missed the rest of the tournament...Was voted the "Best Playmaker" and "Best Stickhandler" in the OHL Western Conference Coaches Poll...Suffered a hand injury during the Avalanche's training camp that forced him to miss six of the Attack's first 10 games...Was suspended six games by the OHL for an incident on Feb. 17 at Niagara...Returned from suspension on March 11...Represented Team OHL at the 2010 Subway Super Series against Russia. **2009-10:** Was limited to 36 games with the Owen Sound Attack (OHL) because of two separate injuries (foot/knee)...Despite missing two months of action, still produced 40 points (16g/24a) for a team-leading 1.11 points-per-game average...Tied for the club lead with a +10 plus/minus rating...Participated in the CHL Top Prospects Game. **2008-09:** Led Owen Sound in goals (37), assists (44) and points (81) while appearing in 65 games...Paced the team with 15 power-play goals and ranked second in both short-handed goals (tie-3) and plus/minus rating (+5)...Led the Attack with seven points (4g/3a) in four playoff games...Voted the "Best Playmaker" and "Best Stickhandler" in the OHL's Western Conference Coaches Poll...Represented Canada at the 2009 IIHF World Under-18 Championship and was the team's leading scorer with 10 points (5g/5a) in six games. **2007-08:** Skated in 63 games during his first season with Owen Sound and led all team rookies in goals (20), assists (27) and points (47)...Ranked second on the Attack in all three scoring categories...Helped lead Team Ontario to a gold medal at the World Under-17 Hockey Challenge, tallying five points (2g/3a) in six contests. **Personal:** Name is pronounced *HISH-in*...Off the ice, Joey joined up with a local company in Owen Sound to create 'Hishon for Hodgkins' in which a donation was made to the Canadian Cancer Society for every goal (\$100) and assist (\$50) that he collected during home games.



ANTON LINDHOLM

DEFENSEMAN - SHOOTS LEFT

BORN: NOVEMBER 29, 1994 - SKELLEFTEA, SWEDEN

5-11, 191 LBS

COLORADO'S FIFTH SELECTION (FIFTH ROUND, 144th OVERALL)
IN 2014 NHL DRAFT

PLAYING RECORD

SEASON	CLUB	LEAGUE	GP	REGULAR SEASON				PIM	PLAYOFFS				
				G	A	PTS			GP	G	A	PTS	PIM
2011-12	Skelleftea U-18	Sweden U-18	4	0	0	0		2	2	0	0	0	2
	Skelleftea Jr.	Sweden Jr.	43	1	3	4		20	3	0	1	1	0
	Skelleftea	Sweden	1	0	0	0		0	-	-	-	-	-
2012-13	Skelleftea Jr.	Sweden Jr.	37	1	9	10		24	5	1	0	1	2
	Skelleftea	Sweden	2	0	0	0		2	-	-	-	-	-
	Skelleftea Jr.	Sweden Jr.	39	1	5	6		34	-	-	-	-	-
2013-14	Pitea	Sweden-3	1	0	1	1		0	-	-	-	-	-
	Skelleftea	Sweden	7	0	0	0		4	14	1	2	3	4
	Skelleftea	Sweden	35	0	7	7		35	15	1	4	5	8
2014-15	Malmö	Sweden-2	5	1	2	3		2	-	-	-	-	-

2014-15: Played his first full season of professional hockey in Sweden, appearing in 35 games with Skelleftea AIK of the Swedish Hockey League and five games with the Malmö Redhawks of HockeyAllsvenskan...Recorded seven assists and had a +12 plus/minus rating during the regular season with Skelleftea...Added five points (1g/4a) in 15 playoff games, helping the Skelleftea to the SHL Final for the second consecutive year...Loaned to Malmö on Nov. 24 and recorded three points (1g/2a) in five games with Malmö...Rejoined Skelleftea for its Dec. 11 contest vs. Brynäs IF and remained with the club for the rest of the season...Scored two goals in 11 Champions Hockey League games for Skelleftea, which lost in the semifinals of the IIHF's inaugural European tournament.

2013-14: Helped his hometown club, Skelleftea, to the Swedish Hockey League championship...Split time during the season between Skelleftea's junior and professional clubs...Recorded six points (1g/5a) in 39 games with Skelleftea Jr., where he played in 122 total games in the SuperElit league from 2010 to 2014 and registered 20 points (3g/17a)...Appeared in seven regular-

season games and 14 postseason contests with Skelleftea's pro team...Contributed three points (1g/2a) in the playoffs during the club's title run...Had an assist in a one-game loan with Pitea HC.

2012-13: Played in 37 games with Skelleftea Jr., where he was an alternate captain...Tallied 10 points (1g/9a) and 24 penalty minutes...Contributed one goal in five postseason contests...Saw action in two professional games with Skelleftea.

2011-12: Spent the majority of the season with Skelleftea Jr., where he had four points (1g/3a) in 43 regular-season games and one assist in three playoff contests...Played four regular-season games with Skelleftea's Under-18 team...Also made his professional debut with Skelleftea, appearing in one game.

2010-11: Recorded 24 points (9g/15a) in 36 games for Skelleftea's Under-18 team...Added two assists in seven playoff games...Played three games with Skelleftea Jr.

2009-10: Played 14 games with Skelleftea's Under-18 team, tallying one goal and two assists and 29 penalty minutes...Also appeared in three games for the Under-16 squad.



NICK MAGYAR

RIGHT WING - SHOOTS RIGHT
 BORN: MAY 29, 1996 - CLEVELAND, OHIO
 6-2, 194 LBS
 COLORADO'S THIRD SELECTION (FOURTH ROUND, 93rd OVERALL)
 IN 2014 NHL DRAFT

PLAYING RECORD

SEASON	CLUB	LEAGUE	GP	REGULAR SEASON						PLAYOFFS				
				G	A	PTS	PIM			GP	G	A	PTS	PIM
2012-13	Sioux City	USHL	27	1	5	6	6		-	-	-	-	-	-
	USNTDP	USHL	4	0	0	0	2		-	-	-	-	-	-
2013-14	Kitchener	OHL	66	20	26	46	20		-	-	-	-	-	-
2014-15	Kitchener	OHL	65	16	16	32	18		6	1	2	3	2	

2014-15: Recorded 32 points (16g/16a) in 65 games during his second season with the Kitchener Rangers...Missed three games (Nov. 14-16) after suffering an upper-body injury on Nov. 9 vs. Saginaw...Had a goal and two assists in six postseason contests...Named the recipient of the Rangers' Ted Scharf Award for community service and was the club's nominee for the OHL's Dan Snyder Memorial Trophy (humanitarian of the year). **2013-14:** Led the Kitchener Rangers with 46 points (20g/26a) in 66 games during his first season in the Ontario Hockey League...Became the first rookie to lead the Rangers in scoring since 1999-2000 (Derek Roy)...Finished fourth among OHL rookies in scoring...Was named to the OHL's Second All-Rookie Team and shared the team's rookie of the year award...Was Kitchener's nominee for the Bobby Smith Trophy as the league's Scholastic Player of the Year, earning him a spot on the OHL Scholastic Team. **2012-13:**

Appeared in 27 games with Sioux City of the United States Hockey League, tallying six points (1g/5a)...Also played four games with the U.S. National Team Development Program Under-17 team.

2011-12: Recorded 64 points (30g/34a) in 36 games with the Cleveland Barons Under-16 squad...Member of Team USA at the 2012 Youth Olympic Games in Innsbruck, Austria...Tallied a goal and two assists in six games. **Other:** Selected in the 12th round (239th overall) of the 2012 OHL Priority Selection...Picked No. 4 overall by Sioux City Musketeers of the 2012 USHL Futures Draft.

Personal: Stayed with the same billet family in Kitchener as Avalanche captain Gabriel Landeskog did during his time with the Rangers...Nick's father, Mark, played baseball for Bowling Green University and his mother, Joelle, played volleyball for Baldwin Wallace University...Last name is pronounced MAG-YAHR.



SPENCER MARTIN

GOALTENDER - CATCHES LEFT
 BORN: JUNE 8, 1995 - OAKVILLE, ONTARIO
 6-3, 200 LBS
 COLORADO'S THIRD SELECTION (THIRD ROUND, 63rd OVERALL)
 IN 2013 NHL DRAFT

PLAYING RECORD

SEASON	CLUB	LGE	GP	REGULAR SEASON								PLAYOFFS						
				W	L	T	MNS	GA	SO	AVG		GP	W	L	MNS	GA	SO	AVG
2011-12	Mississauga	OHL	15	2	7	1	753	50	0	3.98		-	-	-	-	-	-	-
2012-13	Mississauga	OHL	46	17	21	4	2504	126	0	3.02		2	0	1	90	9	0	6.01
2013-14	Mississauga	OHL	64	24	33	5	3562	210	3	3.54		4	1	3	270	18	0	3.99
2014-15	Mississauga	OHL	31	15	13	1	1713	85	1	2.98		-	-	-	-	-	-	-

2014-15: Missed the second half of the season after suffering a knee injury on Dec. 21 vs. Sudbury...Martin was first in the OHL in saves (990), second in minutes (1713), and fifth in both wins (15) and save percentage (.921) prior to his season-ending surgery...Honored as the CHL Goaltender of the Week for Oct. 28-Nov. 3 (3-0-0, 1.00 GAA, .969 Sv%)...Named to Team OHL for both games of the CHL Subway Series vs. the Russian National Junior Team on Nov. 13 and 17...One of 32 players to be named to the OHL roster and the lone representative from Mississauga...Was 3-0 in shootouts, stopping 8-of-9 attempts. **2013-14:** Led all Ontario Hockey League netminders in games played (64) and minutes (3562) in his third season with Mississauga...Finished fourth in the league in saves (1863)...Sported a 24-33-5 record with three shutouts en route to being named Mississauga's team MVP...Voted as the "Best Puck-Handling Goalie" and the second-best "Shootout Goalie" in the OHL Eastern Conference Coaches

Poll...Named the Canadian Hockey League's Goaltender of the Week on Nov. 5 after posting a 3-0 record with one shutout and a 1.00 GAA...Started all four playoff games for Mississauga, compiling a 1-3 record, 3.99 GAA and .901 Sv%...Faced 64 shots and made 58 saves in Game 3 of the Eastern Conference Quarterfinals vs. Oshawa. **2012-13:** Appeared in 46 games for the Mississauga Steelheads of the Ontario Hockey League, posting a 17-21-0-4 record with a .906 save percentage...Led Mississauga goaltenders in games played and wins...Fashioned a nine-game winning streak from Sept. 28 to Nov. 2, which included a perfect 7-0-0 mark in the month of October...Went on to appear in two playoff contests for the Steelheads, making one start...Was rated by NHL Central Scouting as the fifth-best North American goaltender in its final rankings for the 2013 Draft. **2011-12:** Made his Ontario Hockey League debut with the Mississauga St. Michael's Majors, posting a 2-7-1 record in 15 games.



ANDREAS MARTINSEN

LEFT WING - SHOOTS LEFT

BORN: JUNE 13, 1990 - BAERUM, NORWAY

6-3, 220 LBS

SIGNED BY COLORADO AS A FREE AGENT, MAY 15, 2015

PLAYING RECORD

SEASON	CLUB	LEAGUE	REGULAR SEASON					PLAYOFFS				
			GP	G	A	PTS	PIM	GP	G	A	PTS	PIM
2006-07	Lillehammer U-19	Norway U19	1	4	1	5	0	4	3	5	8	4
	Lillehammer 2	Norway-2	26	9	12	21	8	-	-	-	-	-
	Lillehammer	Norway	-	-	-	-	-	4	0	1	1	4
2007-08	Lillehammer 2	Norway-2	2	0	4	4	8	-	-	-	-	-
	Lillehammer	Norway	43	9	11	20	114	7	2	0	2	8
2008-09	Lillehammer	Norway	43	8	15	23	98	6	1	2	3	26
2009-10	Leksands IF Jr.	Sweden Jr.	8	2	3	5	37	-	-	-	-	-
	Leksands IF	Sweden-2	22	3	2	5	8	-	-	-	-	-
	Lillehammer	Norway	14	2	8	10	28	5	0	0	0	0
2010-11	Norway	WC	3	0	0	0	0	-	-	-	-	-
	Lillehammer	Norway	43	17	27	44	106	6	1	3	4	6
	Norway	WC	7	0	0	0	6	-	-	-	-	-
2011-12	Lillehammer	Norway	45	17	26	43	121	11	3	2	5	26
	Norway	WC	8	1	2	3	0	-	-	-	-	-
2012-13	Dusseldorfer	Germany	52	6	16	22	72	-	-	-	-	-
	Norway	WC	7	0	0	0	25	-	-	-	-	-
2013-14	Dusseldorfer	Germany	42	9	8	17	124	-	-	-	-	-
	Norway	WC	7	0	0	0	4	-	-	-	-	-
2014-15	Dusseldorfer	Germany	50	18	23	41	99	12	1	4	5	8
	Norway	WC	7	0	1	1	10	-	-	-	-	-

2014-15: Appeared in 50 games for Duesseldorf EG in Germany's Deutsche Eishockey Liga, finishing third on the club in scoring with 41 points (18g/23a)...Led the team in penalty minutes (99), while ranking second in goals (18) and third in assists (23)...His 99 PIM ranked third in the league...Added five points (1g/4a) in 12 playoff contests...Represented Norway at the 2015 IIHF World Championship in the Czech Republic, his sixth consecutive appearance at the world championships (2010-15)...Signed as a free agent with Colorado on May 15, 2015. **2013-14:** Led Duesseldorf EG with a career-high 124 penalty minutes and finished third on the team in goals (9-tied)...Collected 17 points (9g/8a) while appearing in 42 games...Represented Norway at the 2014 IIHF World Championship and finished with four PIM in seven games. **2012-13:** Collected 22 points (6g/16a) in 52 games with Duesseldorf EG... Represented Norway at the 2013 IIHF World Championship and finished with 25 penalty minutes in seven games. **2011-12:** Accrued 43 points (17g/26a) in 45 appearances with Lillehammer IK...Finished second on the team and eighth in Norway's GET-ligaen in penalty minutes (121)...Had a career high +23 plus/minus rating...Added five points (3g/2a) in 11 postseason contests...Represented Norway at the 2012 IIHF

World Championship and finished with three points (1g/2a) in eight games. **2010-11:** Scored 44 points (17g/27a) in 43 games with Lillehammer IK...Finished tied for third on the team in points... Ranked second on the club and eighth in Norway's GET-ligaen in penalty minutes (106)...Added four points (1g/3a) in six post-season contests...Represented Norway at the 2011 IIHF World Championship and finished with six PIM in seven games. **2009-10:** Picked up 10 points (2g/8a) in 14 games with Lillehammer IK...Accrued five points (3g/2a) in 22 contests with Leksands IF in Sweden's HockeyAllsvenskan...Finished with five points (2g/3a) in eight games with Leksands Jr. in Sweden's SuperElit league...Represented Norway in three contests at the 2010 IIHF World Championship. **2008-09:** Tallied 23 points (8g/15a) in 43 games with Lillehammer IK...Finished second on the team with 98 penalty minutes...Added three points (1g/2a) in six postseason contests...Led the club with 26 PIM in the playoffs. **2007-08:** Scored 20 points (9g/11a) in 43 games with Lillehammer IK... Led the club and finished tied for seventh in Norway's GET-ligaen in penalty minutes (114)...Added two goals and eight PIM in seven playoff contests.



NICOLAS MELOCHE

DEFENSEMAN - SHOOTS RIGHT

BORN: JULY 18, 1997 - LaSALLE, QUEBEC

6-3, 204 LBS

COLORADO'S THIRD SELECTION (SECOND ROUND, 40th OVERALL)

IN 2015 NHL DRAFT

PLAYING RECORD

SEASON	CLUB	LEAGUE	GP	REGULAR SEASON					PLAYOFFS				
				G	A	PTS	PIM		GP	G	A	PTS	PIM
2013-14	Baie-Comeau	QMJHL	54	6	19	25	47		22	0	8	8	8
2014-15	Baie-Comeau	QMJHL	44	10	24	34	99		12	4	6	10	22

2014-15: Accrued 34 points (10g/24a) in 44 games with the Baie-Comeau Drakkar in the QMJHL...His 10 goals led all Drakkar defensemen...Finished third on the team in penalty minutes (99)...Added 10 points (4g/6a) with 22 PIM in 12 playoff games...Won a gold medal with Canada at the 2014 Ivan Hlinka Memorial Tournament where he registered an assist in five contests. **2013-14:** Was named to the 2013-14 QMJHL Rookie All-Star Team after collecting 25 points (6g/19a) in 54 games

during his first season with Baie-Comeau...His 25 points ranked second among QMJHL rookie defensemen and set a Drakkar franchise record for scoring by a rookie defender...Added eight points (0g/8a) in 22 playoff games...Represented the QMJHL All-Stars at the 2014 Subway Super Series vs. Russia's National Junior Team...Registered a goal and eight assists in two Super Series contests. **Other:** Drafted 15th overall by Baie-Comeau in the 2013 QMJHL Entry Draft.



GARRETT MEURS

CENTER - SHOOTS RIGHT

BORN: JANUARY 12, 1993 - WINGHAM, ONTARIO

5-11, 180 LBS

COLORADO'S FOURTH SELECTION (FIFTH ROUND, 123rd OVERALL)

IN 2011 ENTRY DRAFT

PLAYING RECORD

SEASON	CLUB	LEAGUE	GP	REGULAR SEASON					PLAYOFFS				
				G	A	PTS	PIM		GP	G	A	PTS	PIM
2009-10	Plymouth	OHL	62	16	18	34	22		9	1	2	3	0
2010-11	Plymouth	OHL	68	10	31	41	61		11	1	2	3	8
2011-12	Plymouth	OHL	67	20	33	53	67		-	-	-	-	-
2012-13	Plymouth	OHL	68	32	33	65	66		15	7	7	14	22
2013-14	Lake Erie	AHL	64	6	8	14	74		-	-	-	-	-
2014-15	Lake Erie	AHL	20	0	0	0	8		-	-	-	-	-
	Fort Wayne	ECHL	30	12	10	22	42		10	3	3	6	16

2014-15: Split time between the Lake Erie Monsters (AHL) and Fort Wayne Komets (ECHL)...Appeared in 20 games for the Monsters (0g/0a) and 30 contests with Fort Wayne (12g/10a)...Also skated in 10 playoff contests for the Komets, tallying six points (3g/3a)...Named ECHL Player of the Week on Dec. 2 after collecting five points (4g/1a) in three games. **2013-14:** Appeared in 64 games for Lake Erie (AHL) during his first professional season...Tallied 14 points (6g/8a) with 74 penalty minutes. **2012-13:** Scored 32 goals and added 33 assists for 65 points in 68 games for the Ontario Hockey League's Plymouth Whalers...Only mid-season acquisition Vincent Trocheck, who had 109 total points but 59 with Plymouth, finished ahead of Meurs on the team scoring chart...Meurs also paced the club with 13 power-play goals...Increased his point total in each of his four seasons with Plymouth, going from 34 points in 2009-10 to 41 in 2010-11 to 53 in

2011-12 and 65 in 2012-13...Added 14 points (7g/7a) in 15 OHL playoff games...Signed an entry-level contract with the Avalanche on April 1, 2013. **2011-12:** Tallied 20 goals and 33 assists for 53 points in 67 games with the Plymouth Whalers...Ranked sixth on the club in assists, eighth in points and tied for third in games played...Posted a +19 plus/minus rating...Did not play during the postseason due to injury. **2010-11:** Completed his second season with the Plymouth Whalers (OHL), where he finished seventh on the team's scoring chart with 41 points (10g/31a) in 68 games...Posted a +7 plus/minus rating and ranked fourth on the team in assists...Added three points (1g/2a) in 11 playoff contests. **2009-10:** Ranked eighth among OHL rookies in scoring with 34 points (16g/18a) in 62 games...Tallied three points (1g/2a) in nine post-season contests. **Personal:** Last name is pronounced MEWRZ.



ANDREI MIRONOV

DEFENSEMAN - SHOOTS LEFT

BORN: JULY 29, 1994 - MOSCOW, RUSSIA

6-3, 194 LBS

COLORADO'S FIFTH SELECTION (FOURTH ROUND, 101st OVERALL)
IN 2015 NHL DRAFT

PLAYING RECORD

SEASON	CLUB	LEAGUE	GP	REGULAR SEASON						PLAYOFFS				
				G	A	PTS	PIM			GP	G	A	PTS	PIM
2012-13	Moscow	KHL	40	0	5	5	26			18	1	2	3	8
	Balashikha	Russia Jr.	6	0	1	1	0			1	0	0	0	4
	Russia	WJC	7	1	1	2	2			-	-	-	-	-
2013-14	Moscow	KHL	46	3	7	10	16			7	0	1	1	6
	Balashikha	Russia Jr.	3	0	1	1	2			-	-	-	-	-
	Russia	WJC	7	1	3	4	4			-	-	-	-	-
2014-15	Moscow	KHL	52	5	3	8	20			11	0	1	1	6
	Balashikha	Russia-2	1	0	0	0	2			-	-	-	-	-
	Russia	WC	8	0	1	1	2			-	-	-	-	-

2014-15: Tallied eight points (5g/3a) with 20 penalty minutes in 52 games with Dynamo Moscow in the KHL...Added an assist in 11 postseason contests...Played in the 2015 KHL All-Star Game...Won a silver medal with Russia at the 2015 IIHF World Championship in the Czech Republic...Mironov, who was the youngest player (20) selected to Russia's roster for the tournament, finished with one assist in eight games...Signed a two-year contract extension with Moscow on April 22, 2015.

2013-14: Notched 10 points (3g/7a) in 46 games with Dynamo Moscow...Added an assist and six PIM in seven playoff contests...

Won a bronze medal with Russia at the 2014 IIHF World Junior Championship while serving as an alternate captain...Collected four points (1g/3a) in seven games at the tournament. **2012-13:** Collected five points (0g/5a) with 26 penalty minutes in 40 games in his first professional season with Moscow...Added three points (1g/2a) in 18 postseason matches en route to winning the Gagarin Cup as KHL champions...Won a bronze medal with Russia at the 2013 IIHF World Junior Championship, where he tallied two points (1g/1a) in seven contests for the host nation.



JULIEN NANTÉL

CENTER/LEFT WING - SHOOTS LEFT

BORN: SEPTEMBER 6, 1996 - LAVAL, QUEBEC

6-0, 193 LBS

COLORADO'S SEVENTH SELECTION (SEVENTH ROUND, 204th OVERALL)
IN 2014 NHL DRAFT

PLAYING RECORD

SEASON	CLUB	LEAGUE	GP	REGULAR SEASON						PLAYOFFS				
				G	A	PTS	PIM			GP	G	A	PTS	PIM
2012-13	Laval-Montreal	QAAA	36	19	21	40	18			17	6	11	17	6
	Rouyn-Noranda	QMJHL	4	1	0	1	0			-	-	-	-	-
2013-14	Rouyn-Noranda	QMJHL	68	14	20	34	18			9	0	4	4	2
2014-15	Rouyn-Noranda	QMJHL	64	26	35	61	34			6	3	1	4	2

2014-15: Finished fourth on the Rouyn-Noranda Huskies with 61 points (26g/35a) in 64 matches...Scored the opening goal of the QMJHL season on Sept. 10 at the Val-d'Or Foreurs...Added four points (3g/1a) in six postseason contests. **2013-14:** Appeared in all 68 games for Rouyn-Noranda during his first full season in the QMJHL...Recorded 34 points (14g/20a), second among team rookies...Went on to appear in nine playoff games for the Huskies, tallying four points (0g/4a)...Had all four points in the first-round series against Quebec, which included two assists in the deciding Game 5 victory. **2012-13:** Made his QMJHL debut, appearing in four regular-season games with Rouyn-Noranda...Scored one goal, Feb. 16 at Blainville-Boisbriand...Spent most of the season with Laval-Montreal Rousseau Royal (QMAAA)...Tallied 40 points

(19g/21a) with Laval-Montreal while serving as one of the team's assistant captains...Went on to collect 17 points (6g/11) in 17 playoff contests, earning most valuable player honors and propelling his team to the 2013 Telus Cup...Added 10 points (5g/5a) at the Midget AAA national championship, including the game-winning goal in the bronze-medal game...Was one of three midjet players on Team Quebec's fourth-place squad at the 2013 World Under-17 Hockey Challenge. **Other:** Rated No. 51 among North American skaters on NHL Central Scouting's final rankings for the 2014 draft...Is a teammate of fellow Avs prospect JC Beaudin with Rouyn-Noranda...Selected in the second round (No. 30 overall) by Rouyn-Noranda in the 2012 QMJHL Draft.



MAXIM NOREAU

DEFENSESMAN - SHOOTS RIGHT

BORN: MAY 24, 1987 - MONTREAL, QUEBEC

6-0, 194 LBS

SIGNED BY COLORADO AS A FREE AGENT, JULY 7, 2014

PLAYING RECORD

SEASON	CLUB	LEAGUE	REGULAR SEASON					PLAYOFFS				
			GP	G	A	PTS	PIM	GP	G	A	PTS	PIM
2004-05	Victoriaville	QMJHL	65	5	8	13	47	7	0	0	0	8
2005-06	Victoriaville	QMJHL	69	22	43	65	116	5	2	4	6	7
2006-07	Victoriaville	QMJHL	69	17	53	70	106	6	2	1	3	8
2007-08	Houston	AHL	50	8	8	16	48	5	0	0	0	4
	Texas	ECHL	2	0	3	3	0	-	-	-	-	-
2008-09	Houston	AHL	77	14	25	39	49	20	4	7	11	2
2009-10	Houston	AHL	76	18	34	52	60	-	-	-	-	-
	Minnesota	NHL	1	0	0	0	0	-	-	-	-	-
2010-11	Houston	AHL	76	10	44	54	58	24	2	10	12	23
	Minnesota	NHL	5	0	0	0	0	-	-	-	-	-
2011-12	Ambri-Piotta	Swiss	44	7	23	30	22	13	1	8	9	8
2012-13	Ambri-Piotta	Swiss	45	10	25	35	38	5	1	3	4	2
2013-14	Ambri-Piotta	Swiss	35	8	16	24	28	4	0	0	0	2
2014-15	Lake Erie	AHL	39	8	22	30	29	-	-	-	-	-
NHL TOTALS			6	0	0	0	0	-	-	-	-	-

2014-15: Recorded 30 points (8g/22a) in 39 games with Lake Erie (AHL) before suffering a season-ending upper-body injury on Jan. 22 vs. San Antonio...Despite the injury, Noreau's eight goals and 30 points still ranked second among Lake Erie defensemen at season's end. **2013-14:** Tallied 24 points (8g/16a) in 35 games while serving as an alternate captain with Ambri-Piotta in Switzerland (NLA)...His eight goals were tied for the most in the league by a defenseman...Also appeared in four playoff games with Ambri-Piotta...Participated in two games and scored a goal at the Spengler Cup as an alternate captain with Team Canada. **2012-13:** Skated in 45 games with Ambri-Piotta in Switzerland...Led all league defensemen with 35 points and 25 assists...Added four points (1g/3a) in five games during the relegation playoffs...Won the Spengler Cup as a member of Team Canada along with Avalanche forward Matt Duchene. **2011-12:** Had 30 points (7g/23a) in 44 games during his first season with Ambri-Piotta in Switzerland...Named to the NLA All-Star Team...Recorded nine points (1g/8a) in 13 relegation-playoff contests. **2010-11:** Played five games with the Minnesota Wild late in the season...Was named to the AHL First All-Star Team with the Houston Aeros...Led all Houston defensemen and finished tied for third among league blueliners with 54 points (10g/44a) in 76 games...Added 12 points (2g/10a) in 24 playoff games as the Aeros advanced to

the Calder Cup Final...Competed in the AHL All-Star Game. **2009-10:** Appeared in one game for the Minnesota Wild, making his NHL debut on April 8 at Calgary...Was named to the AHL Second All-Star Team after recording 52 points (18g/34a) in 76 games for Houston...Finished tied for second among league defensemen in goals and tied for fourth in points. **2008-09:** Signed with Minnesota as a free agent during the summer on May 22, 2008...Spent the entire season with Houston (AHL), recording 39 points (14g/25a) in 77 regular-season games and 11 points (4g/7a) in 20 playoff contests...Led all Aeros defensemen in scoring during the regular season and postseason. **2007-08:** Skated in 50 games with the Houston Aeros of the AHL, tallying 16 points (8g/8a)...Saw action in five postseason contests for the Aeros...Also appeared in two games with the Texas Wildcatters of the ECHL, recording three assists. **2006-07:** Tallied 70 points (17g/53a) in 69 games with Victoriaville as the team captain...Contributed three points (2g/1a) in six playoff contests. **2005-06:** Recorded 65 points (22g/43a) and 116 penalty minutes in 69 games with Victoriaville...Added six points (2g/4a) in five postseason games. **2004-05:** Compiled 13 points (5g/8a) in 65 games during his first junior season with Victoriaville...Also appeared in seven playoff games.



GUSTAV OLHAVER

CENTER - SHOOTS LEFT

BORN: JULY 3, 1997 - ANGELHOLM, SWEDEN

6-6, 213 LBS

COLORADO'S SEVENTH CHOICE (SEVENTH ROUND, 191st OVERALL) IN 2015 NHL DRAFT

PLAYING RECORD

SEASON	CLUB	LEAGUE	GP	REGULAR SEASON				PIM	PLAYOFFS				
				G	A	PTS			GP	G	A	PTS	PIM
2012-13	Rogle U18	Sweden U18	4	0	1	1		0	-	-	-	-	-
2013-14	Rogle Jr.	Sweden Jr.	5	1	0	1		2	-	-	-	-	-
	Rogle U18	Sweden U18	37	19	8	27		8	-	-	-	-	-
2014-15	Rogle U18	Sweden U18	18	14	11	25		8					
	Rogle Jr.	Sweden Jr.	41	6	6	12		10	6	0	0	0	2

2014-15: Scored 12 points (6g/6a) in 41 contests with Rogle BK Jr. in Sweden's SuperElit league...Also appeared in six playoff games for Rogle Jr....Dressed in 18 games for Rogle U-18, notching 25 points (14g/11a). **2013-14:** Picked up a goal in five contests with Rogle BK Jr....Skated in 37 games for Rogle U-18, tallying 19 goals and 27 points. **2012-13:** Collected an assist

in four games played with Rogle BK J18 in Sweden's J18 Elit league...Scored 41 points (17g/24a) in 27 contests with Rogle BK's Under-16 team in Sweden's under-16 Elit league. **Other:** Drafted in the first round (44th overall) by the Seattle Thunderbirds in the 2015 CHL Import Draft.



MAXIMILIAN PAJPACH

GOALTENDER - CATCHES LEFT

BORN: JANUARY 4, 1996 - POPRAD, SLOVAKIA

6-0, 207 LBS

COLORADO'S SIXTH SELECTION (SIXTH ROUND, 174th OVERALL) IN 2014 DRAFT

PLAYING RECORD

SEASON	CLUB	LGE	GP	REGULAR SEASON							AVG	PLAYOFFS						
				W	L	T	MNS	GA	SO	GP		W	L	MNS	GA	SO	AVG	
2010-11	Poprad U-18	Svk-U18	1	-	-	-	50	1	0	1.19	-	-	-	-	-	-	-	
2011-12	Poprad U-18	Svk-U18	34	-	-	-	1760	128	1	4.36	-	-	-	-	-	-	-	
2012-13	Poprad U-18	Svk-U18	37	-	-	-	2049	105	4	3.07	3	-	-	182	10	0	3.30	
2013-14	Poprad Jr.	Slovak-Jr.	1	-	-	-	19	0	0	0.00	-	-	-	-	-	-	-	
	Slovakia U-20	Slovakia	2	-	-	-	93	11	0	7.06	-	-	-	-	-	-	-	
	Slovakia U-18	Slovak-2	14	-	-	-	736	53	0	4.32	-	-	-	-	-	-	-	
	Poprad U-18	Svk-U18	-	-	-	-	-	-	-	-	2	-	-	120	4	0	2.00	
2014-15	Poprad Jr.	Slovak-Jr.	2	-	-	-	120	5	0	2.50	3	-	-	185	12	0	3.89	
							- INJURED -											

2014-15: Missed the entire season due to a knee injury. **2013-14:** Spent most of the season with Slovakia's Under-18 team where he had a 4.32 GAA and .867 Sv% in 14 games...Also played two games for the Slovakia Under-20 team...Appeared in two playoff contests with Poprad U18...Started three games at the 2013 Ivan Hlinka Memorial Tournament with the Slovakia's Under-18 club. **2012-13:** Played in 37 games with HK SKP Poprad U18

and recorded a 3.07 GAA...Played in three games for Slovakia at World Under-17 Hockey Challenge. **2011-12:** Registered a 4.36 GAA and .881 Sv% in 34 games with HK SKP Poprad U18. **Other:** NHL Central Scouting rated him as the ninth best European goalie in the 2014 draft...Was the only Slovakian selected in the 2014 NHL Draft. **Personal:** Last name is pronounced PIGH-PAHKH.



DENIS PARSHIN

RIGHT WING - SHOOTS LEFT

BORN: FEBRUARY 1, 1986 - RYBINSK, RUSSIA

5-10, 165 LBS

COLORADO'S THIRD SELECTION (THIRD ROUND, 72nd OVERALL)
IN 2004 ENTRY DRAFT

PLAYING RECORD

SEASON	CLUB	LEAGUE	GP	REGULAR SEASON					PLAYOFFS				
				G	A	PTS	PIM		GP	G	A	PTS	PIM
2003-04	CSKA Moscow	Russia	27	2	4	6	4		-	-	-	-	-
2004-05	CSKA Moscow	Russia	42	3	4	7	18		-	-	-	-	-
		WJC	6	0	2	2	8		-	-	-	-	-
2005-06	CSKA Moscow	Russia	37	2	8	10	22		6	0	2	2	2
2006-07	CSKA Moscow	Russia	54	18	14	32	24		12	2	2	4	8
2007-08	CSKA Moscow	Russia	56	12	23	35	46		6	1	0	1	0
2008-09	CSKA Moscow	KHL	48	12	16	28	34		8	1	0	1	6
2009-10	CSKA Moscow	KHL	56	21	22	43	28		3	0	1	1	6
2010-11	CSKA Moscow	KHL	49	16	17	33	32		-	-	-	-	-
2011-12	CSKA Moscow	KHL	32	12	12	24	24		5	1	1	2	6
2012-13	CSKA Moscow	KHL	9	1	1	2	2		-	-	-	-	-
	Salavat Yulaev	KHL	29	5	7	12	20		-	-	-	-	-
2013-14	Nizhny Novgorod	KHL	46	15	18	33	36		7	1	3	4	0
2014-15	Omsk	KHL	60	25	31	56	40		3	0	1	1	0

2014-15: Led Avangard Omsk in goals (25), assists (31) and points (56) in 60 games during the KHL season...Added one assist in three playoff contests before suffering an injury...Registered four points (2g/2a) while representing Team East in the 2015 KHL All-Star Game. **2013-14:** Tallied 33 points (15g/18a) in 46 games with Torpedo Nizhny Novgorod...Tied for second on the club in playoff scoring with four points (1g/3a) in seven games. **2012-13:** Began the season with CSKA Moscow before being traded to Salavat Yulaev on Oct. 10. **2011-12:** Ranked second on CSKA Moscow in goals (12) and finished third in points (24)...Added two points (1g/1a) in five postseason contests. **2010-11:** Led CSKA Moscow with 16 goals and finished second on the

team with 33 points in 49 games...Co-led the squad with seven power-play goals (7). **2009-10:** Finished as CSKA Moscow's leading scorer with 43 points (21g/22a) in 56 games...Also led the team in goals and assists...Was one of only two CSKA players to appear in every game...Represented his team at the 2010 KHL All-Star Game...Had one assist in three playoff games. **Other:** Made his debut with CSKA Moscow in 2003-04...Led CSKA Moscow in goals (18) and finished third in points (32) during the 2006-07 season...Played for Russia at the 2005 IIHF World Junior Championship in North Dakota, collecting two assists in six games...Was a teammate of Evgeni Malkin and Alex Ovechkin on that Russian Junior National Team.



ALEXIS PEPIN

LEFT WING - SHOOTS LEFT

BORN: APRIL 24, 1996 - MONTREAL, QUEBEC

6-3, 218 LBS

COLORADO'S FOURTH SELECTION (FOURTH ROUND, 114th OVERALL)
IN 2014 NHL DRAFT

PLAYING RECORD

SEASON	CLUB	LEAGUE	GP	REGULAR SEASON					PLAYOFFS				
				G	A	PTS	PIM		GP	G	A	PTS	PIM
2012-13	Prince Edward	QMJHL	64	18	12	30	78		6	1	1	2	4
2013-14	Charlottetown	QMJHL	37	8	9	17	58		-	-	-	-	-
	Gatineau	QMJHL	23	9	8	17	11		8	4	1	5	4
2014-15	Gatineau	QMJHL	24	10	4	14	20		-	-	-	-	-
	Val-d'Or	QMJHL	23	8	5	13	36		17	4	4	8	37

2014-15: Recorded a combined 27 points (18g/9a) in 47 games between Gatineau and Val-d'Or of the QMJHL...Missed the beginning of the campaign while recovering from a shoulder injury...Made his season debut for Gatineau on Oct. 17...Was traded to the Val-d'Or Foreurs on Jan. 7...Recorded eight points (4g/4a) in 17 playoff contests for Val-d'Or. **2013-14:** Split the season with Charlottetown and Gatineau of the QMJHL...Combined for 34 points (17g/17a) in 60 total games, tallying exactly 17 points with each team...Had eight goals and nine assists in 37 games for Charlottetown and nine goals and eight assists in 23 games with

the Olympiques...Was acquired by Gatineau on Jan. 7...Went on to tally four goals and five points in eight playoff games with the Olympiques...Appeared in five games with Canada's Under-18 team at the 2013 Ivan Hlinka Memorial Tournament. **2012-13:** Began his major junior career with Prince Edward Island of the QMJHL, tallying 30 points (18g/12a) with 78 penalty minutes in 64 games...Picked up a goal and an assist in six playoff games...Had seven points (3g/4a) in six games with Team Quebec at the 2013 World Under-17 Hockey Challenge. **Other:** Selected No. 2 overall by Prince Edward Island in the 2012 QMJHL Entry Draft.



CALVIN PICKARD

GOALTENDER - CATCHES LEFT

BORN: APRIL 15, 1992 - MONCTON, N.B.

6-1, 200 LBS

COLORADO'S SECOND SELECTION (SECOND ROUND, 49th OVERALL)
IN 2010 ENTRY DRAFT

PLAYING RECORD

SEASON	CLUB	LGE	REGULAR SEASON								PLAYOFFS							
			GP	W	L	T	MNS	GA	SO	AVG	GP	W	L	MNS	GA	SO	AVG	
2008-09	Seattle	WHL	47	23	16	5	2694	137	3	3.05	5	1	4	297	15	0	3.03	
2009-10	Seattle	WHL	62	16	34	12	3688	190	3	3.09	-	-	-	-	-	-	-	
2010-11	Seattle	WHL	68	27	33	8	4013	225	1	3.36	-	-	-	-	-	-	-	
2011-12	Seattle	WHL	64	25	37	2	3630	217	5	3.59	-	-	-	-	-	-	-	
2012-13	Lake Erie	AHL	2	1	0	0	77	4	0	3.12	-	-	-	-	-	-	-	
	Lake Erie	AHL	47	20	19	5	2749	113	5	2.47	-	-	-	-	-	-	-	
2013-14	Lake Erie	AHL	43	16	18	7	2445	116	2	2.85	-	-	-	-	-	-	-	
2014-15	Lake Erie	AHL	50	23	17	9	2943	128	3	2.61	-	-	-	-	-	-	-	
	Colorado	NHL	16	6	7	3	895	35	0	2.35	-	-	-	-	-	-	-	

2014-15: Spent most of the season with Lake Erie (AHL) but also saw his first NHL action with the Avalanche, appearing in 16 games...Posted a 6-7-3 record with a 2.35 goals-against average and .932 save percentage for Colorado...His .932 Sv% would've ranked second in the NHL had he played enough games to qualify (25 GP)...Was leading the league with a .934 Sv% when he was reassigned to Lake Erie at the NHL All-Star Break on Jan. 22...Had five separate stints with the Avalanche...Appeared in 50 games for the Monsters, compiling a 23-17-9 record with a 2.61 GAA, .917 Sv% and three shutouts...Finished fourth in the AHL in saves (1,412), fifth in minutes (2,943) and sixth in games played...Set new Lake Erie single-season franchise records for games played, minutes and wins...Was originally recalled by Colorado on Oct. 16 and made his NHL debut that night in relief, stopping 23 shots in a 5-3 loss to the Senators in Ottawa...Made his first NHL start on Oct. 18 at Montreal, posting 33 saves in a 3-2 loss...Earned his first two career wins in relief, stopping all 17 shots on Nov. 22 vs. Carolina and all 25 shots on Nov. 25 at Arizona...Became the first goalie in NHL history to record his first two career wins in relief in back-to-back team games...Was only the fifth netminder in league history to earn relief wins in consecutive team games, joining Jacques Cloutier (1981-82 Sabres), Jon Casey (1994-95 Blues), Jussi Markkanen (2005-06 Oilers) and Johan Hedberg (2005-06 Stars)...His first win on Nov. 22 made him just the second goaltender in franchise history to earn his first career win in relief, as Quebec's Brian Ford also accomplished the feat on Dec. 27, 1983 vs. Hartford...Fashioned a shutout streak of 14:29 from Oct. 18 to Nov. 26, the longest ever by an Avalanche rookie goaltender...In fact, it was the longest by any Colorado netminder since Patrick Roy went 192:37 without allowing a goal from Jan. 20-28, 2003...Stopped 47 shots in a 1-0 overtime loss at Pittsburgh on Dec. 18, setting a record for the most saves by a rookie goaltender in Avalanche history...He eclipsed the previous mark of 46 stops set by Marc Denis against Calgary on Nov. 27, 1999...Pickard fell three short of the franchise record for saves by a rookie netminder (50) set by Quebec's Clint Malarchuk on March 20, 1983 at Winnipeg...Also had a 44-save effort on Jan. 13 at Carolina and a 42-save outing on Nov. 26 vs. Chicago, giving him three of the five 40-save games by a rookie in Avalanche history (Denis had the other two in 1999-2000)...Became the first rookie goaltender in Avalanche/Nordiques history to yield no more than one goal in each of three consecutive starts from Dec. 18-21...With a 3-2 victory over Rockford on Feb. 20 at Quicken Loans Arena, Pickard tied Tyler Weiman (51) for the most wins in Monsters history and passed Weiman (118) for the most games played by a Monsters goalie with 119...Pickard then became Lake Erie's all-time wins leader with his 52nd victory on March 8 vs. Chicago. **2013-14:** Led the Lake Erie Monsters in wins (16),

games played (43), minutes (2444:57), shots against (1237) and saves (1121) during his second AHL season. **2012-13:** Appeared in 47 games during his first full professional season with Lake Erie (AHL), compiling a 20-19-5 record with five shutouts, a 2.47 GAA and .918 Sv%...His five shutouts tied for sixth among AHL netminders...Was recalled by Colorado on two occasions, Feb. 15-17 and March 3-4, serving as the backup goaltender in two games. **2011-12:** Led all NHL netminders in games (64-tied), minutes (3,630) and saves (2,085) for the third consecutive year with Seattle...Tied for the league lead in shutouts with five...Finished his major junior career as the Western Hockey League's all-time leader in minutes played (14,025) and saves (7,727)...Became the WHL's all-time saves leader on Jan. 22 at Vancouver, stopping 45 shots to give him 6,959 career saves...Eclipsed the previous record of 6,958 saves set by former Thunderbirds netminder Danny Lorenz (1986-1990)...Joined the Lake Erie Monsters (AHL) at the completion of the WHL season, appearing in two games...Made his professional debut with Lake Erie in relief on March 31 at Texas...Earned his first professional victory (in his first career start) the next night at Texas, stopping 25 shots in an 8-4 win. **2010-11:** Led all Western Hockey League goaltenders in games (68), minutes (4,013), shots faced (2,668) and saves (2,443) for the Seattle Thunderbirds...Was named to the WHL Western Conference Second All-Star Team...Ranked fourth among league netminders with a .916 save percentage...Pickard's 2,443 saves were the third-most in a single season in league history, trailing only Steve Passmore (2,562) with the Victoria Cougars in 1991-92 and Jack Cummings (2,469) with the Vancouver Nats in 1971-72...Pickard's 4,013 minutes were the fourth-most in WHL history...Signed an entry-level contract with the Avalanche on March 25. **2009-10:** Named to the WHL Western Conference First All-Star Team in his second season with Seattle...Ranked first among WHL goaltenders in appearances (62), minutes (3,688) and saves (2,207)...Finished sixth in the league in save percentage (.914) en route to being named a finalist for the WHL Goaltender of the Year...Represented Canada at the 2010 IIHF World Under-18 Championship...Started all six games at the tournament, posting a 3-3 record with a 2.87 GAA...Was the No. 1 rated North American goaltender in NHL Central Scouting's final rankings for the 2010 Entry Draft. **2008-09:** Led all WHL rookie netminders with 23 wins (23-16-1-4) in 47 games during his first season with Seattle...Was 1-4 with a .915 save percentage in five playoff contests...Helped lead Canada to a gold medal at the 2009 Memorial of Ivan Hlinka tournament. **Personal:** Calvin's older brother, Chet, was the WHL's 2008 and 2009 Goaltender of the Year and was selected by Nashville in the first round (18th overall) in 2008...Last name is pronounced *PICK-erd*.



MIKKO RANTANEN

RIGHT WING - SHOOTS LEFT

BORN: OCTOBER 29, 1996 - NOUSIAINEN, FINLAND

6-4, 211 LBS


COLORADO'S FIRST SELECTION (FIRST ROUND, 10th OVERALL)
IN 2015 NHL DRAFT

PLAYING RECORD

SEASON	CLUB	LEAGUE	GP	REGULAR SEASON				PLAYOFFS			
				G	A	PTS	PIM	GP	G	A	PTS
2011-12	TPS U18	Finland U18	22	5	8	13	6	-	-	-	-
2012-13	TPS U18	Finland U18	5	2	6	8	0	1	1	0	1
	TPS Jr.	Finland Jr.	35	10	14	24	14	9	2	4	6
2013-14	TPS	Finland	15	2	1	3	4	-	-	-	-
	TPS U18	Finland U18	2	0	2	2	0	-	-	-	-
	TPS Jr.	Finland Jr.	17	5	13	18	8	3	2	1	3
	TPS	Finland	37	5	4	9	10	-	-	-	-
2014-15	TPS	Finland	56	9	19	28	22	-	-	-	-
	TPS Jr.	Finland Jr.	0	0	0	0	0	7	6	8	14
	Finland	WJC	5	4	0	4	2	-	-	-	-

2014-15: Tallied 28 points (9g/19a) in 56 games while serving as an alternate captain for TPS in the Finnish Elite League (Liiga)... His 28 points ranked second on the team...Also played for the TPS junior club during the 2014-15 playoffs, helping the squad win the league championship with 14 points (6g/8a) in seven contests...Received the Ville Peltonen Award as the league's best postseason player...Represented Finland at the 2015 IIHF World Junior Championship in Toronto/Montreal, recording four goals in five games during the tournament...Rated the No. 1 international skater in NHL Central Scouting's final rankings for the 2015 NHL Draft...Was the first Finnish player drafted by the Avalanche since goaltender Sami Aittokallio in 2010 (107th overall)...Signed a three-year entry-level contract with the Avalanche on July 13, 2015. **2013-14:** Played 37 games for TPS Turku, tallying nine

points (5g/4a)...Also dressed in 17 games for the TPS junior club notching 18 points (5g/13a)...Added three points (2g/1a) in three postseason matches for the junior team...Signed a two-year extension with TPS on Oct. 9...Represented Finland at the 2014 IIHF Under-18 World Junior Championship where he scored five points (3g/2a) in five games...Led Finland with seven points (3g/4a) in four games at the 2013 Ivan Hlinka Memorial Tournament. **2012-13:** Registered three points (2g/1a) in 15 contests during his first professional stint with TPS...Concluded the season with 24 points (10g/14a) in 35 matches with the TPS junior club...Added six points (2g/4a) in nine postseason games. **Other:** Served as captain of the TPS Under-16 team in Finland's SM-sarja Q league during the 2011-12 season...Was a fan of former Avalanche forward Peter Forsberg while growing up in Finland.



BORNA RENDULIC

RIGHT WING - SHOOTS RIGHT

BORN: MARCH 25, 1992 - ZAGREB, CROATIA

6-2, 200 LBS


SIGNED BY COLORADO AS A FREE AGENT, MAY 19, 2014

PLAYING RECORD

SEASON	CLUB	LEAGUE	GP	REGULAR SEASON					PIM	PLAYOFFS				
				G	A	PTS				GP	G	A	PTS	PIM
2011-12	Assat Jr.	Finland Jr.	34	21	28	49			41	5	4	8	12	27
	Assat	Finland	3	0	0	0			0	-	-	-	-	-
	SaPKo	Finland-2	7	2	3	5			14	-	-	-	-	-
2012-13	HPK Jr.	Finland Jr.	1	0	0	0			0	-	-	-	-	-
	Peliitat	Finland-2	5	2	2	4			0	-	-	-	-	-
	HPK	Finland	37	8	4	12			6	5	0	1	1	0
2013-14	HPK	Finland	57	11	21	32			34	6	3	0	3	2
2014-15	Lake Erie	AHL	26	4	4	8			12	-	-	-	-	-
	Colorado	NHL	11	1	1	2			6	-	-	-	-	-

2014-15: Appeared in 11 games for Colorado during his first NHL action, tallying two points (1g/1a)...Played 26 games for the Lake Erie Monsters (AHL), registering eight points (4g/4a)...Suffered a broken leg on Jan. 15 at Florida, forcing him to miss the final 37 games of the season...Was placed on IR, Jan. 16 (retroactive to Jan. 15)...Was originally recalled by Colorado on Dec. 9 and made his NHL debut that night against the Nashville Predators at Pepsi Center...Rendulic became the second Croatian-born player to ever compete in an NHL game, joining Goran Bezina...Bezina, who was born in Split, Croatia, debuted on March 10, 2004 for the Coyotes and played a total of three NHL games for Phoenix during the 2003-04 campaign...Rendulic appeared in three games for Colorado before being reassigned on Dec. 14...Was recalled from Lake Erie for the second time on Dec. 31 and scored his first career goal that night against the Flyers in Denver...He became the first Croatian-born player in NHL history to score a goal...Picked up his first NHL assist on Jan. 10 vs. Dallas. **2013-14:** Spent the season with HPK in Finland's top professional league (SM-liiga), where he had a team-high 32 points (11g/21a) in 57 games...Added three goals in six playoff games...Played in five games and picked up four points (2g/2a) with Croatia at the 2014 IIHF World Championship Division 1 Group B...Alternate captain for Croatia at the tournament and won a silver medal. **2012-13:** Played in 37 games with HPK in Finland, tallying 12 points (8g/4a)...Had one assist in five playoff games...Scored two goals

and two assists in five games while on loan to Peliitat...Was an alternate captain for Croatia at the 2013 IIHF World Championship Division 2 Group A, finishing with eight points (4g/4a) in helping Croatia to a gold medal. **2011-12:** Tallied 49 points (21g/28a) in 34 games with Assat junior club in Finland...Added 12 points (4g/8a) in five playoff games...Saw three games of action with Assat in Liiga...Played seven games on loan for SaPKo, recording five points (2g/3a)...Skated in five games for Croatia at the IIHF World Junior Championship Division 1 Group B...Led the team with seven points (3g/4a) and was named the Best Forward at the tournament...Played for Croatia at the IIHF World Championship Division 2 Group A and tallied five points (4g/1a) in five games...Helped the squad to a bronze medal. **2010-11:** Played 12 games with Zagreb Medvescak in the Austria league...Registered two points (1g/1a) in the regular season and two points (1g/1a) in five playoff games...Appeared in 31 games with Assat Under-20 in SM-liiga's Jr. A league, tallying 18 points (4g/14a)...Had nine points (4g/5a) in five games with Croatia at the World Junior Championship Division 1 Group B...Named the best player on the team by tournament coaches...Recorded 17 points (8g/9a) in five games to help Croatia win a silver medal at the World Championship Division 2 Group B...Tied for the tournament lead in goals (8) and named the top player on the team by tournament coaches. **Personal:** Last name is pronounced *REHN-dew-LIHCH*.



DUNCAN SIEMENS

DEFENSEMAN - SHOOTS LEFT

BORN: SEPTEMBER 7, 1993 - EDMONTON, ALBERTA

6-3, 205 LBS

COLORADO'S SECOND SELECTION (FIRST ROUND, 11th OVERALL)
IN 2011 ENTRY DRAFT

PLAYING RECORD

SEASON	CLUB	LEAGUE	GP	REGULAR SEASON				PIM	PLAYOFFS				
				G	A	PTS			GP	G	A	PTS	PIM
2008-09	Saskatoon	WHL	2	0	1	1	2		-	-	-	-	-
2009-10	Saskatoon	WHL	57	3	17	20	89		7	0	0	0	11
2010-11	Saskatoon	WHL	72	5	38	43	121		10	1	3	4	15
2011-12	Saskatoon	WHL	57	6	22	28	91		4	1	1	2	10
	Lake Erie	AHL	3	0	0	0	2		-	-	-	-	-
2012-13	Saskatoon	WHL	70	3	29	32	109		4	0	1	1	2
2013-14	Lake Erie	AHL	46	1	3	4	45		-	-	-	-	-
2014-15	Lake Erie	AHL	54	0	6	6	57		-	-	-	-	-
	Colorado	NHL	1	0	0	0	0		-	-	-	-	-

2014-15: Made his NHL debut for the Avalanche in the season finale on April 11 vs. Chicago...Was recalled by Colorado on April 10 and reassigned to Lake Erie (AHL) following the game... Appeared in 54 games during his second season with the Monsters, tallying six points (0g/6a) and 57 penalty minutes... Missed 14 games with an upper-body injury suffered on Jan. 18 at Iowa. **2013-14:** Spent his first full professional season with Lake Erie, tallying four points (1g/3a) in 46 games...Recorded his first professional goal and point on Feb. 5 at Grand Rapids...Missed 28 games due to injury. **2012-13:** Recorded 32 points (3g/29a) with a +31 plus/minus rating and 109 penalty minutes in 70 games for the Saskatoon Blades (WHL)...Siemens, who finished second on the Blades in plus/minus, posted a +41 mark over his final 51 contests after starting the year -10 through 19 games...He was +23 in the month of February...Ranked second on the Blades in PIM and his 32 points finished third among team defensemen... Added one assist in four playoff contests...Went on to appear in four games at the 2013 Memorial Cup tournament held in Saskatoon, tallying one assist. **2011-12:** Served as team captain in his third full season with the Saskatoon Blades of the Western Hockey League...Recorded 28 points (6g/22a) with 91 penalty minutes in 57 games...Ranked fourth on the club in plus/minus

(+12) and fifth in penalty minutes...Missed a month of action due to a head injury suffered on Feb. 4 vs. Medicine Hat...Appeared in four playoff games for the Blades, recording two points (1g/1a)... Joined the Lake Erie Monsters (AHL) after Saskatoon was eliminated and made his professional debut on March 31 at Texas... Dressed in three games for Lake Erie. **2010-11:** Appeared in all 72 games for the Saskatoon Blades as a 17-year-old...Tallied 43 points (5g/38a) with a +40 plus/minus rating and 121 penalty minutes...Only Stefan Elliott (81) had more points among Blades defensemen...Ranked fourth on the team in PIM and was fifth in plus/minus...Went on to collect four points (1g/3a) in 10 playoff games...Participated in the CHL Top Prospects Game on Jan. 19 in Toronto...Was rated by NHL Central Scouting as the fourth-best North American defenseman in its final rankings for the 2011 Entry Draft...Was tabbed as the 10th best North American skater overall. **2009-10:** Appeared in 57 games for Saskatoon as a 16-year-old, recording 20 points (3g/17a) and 89 PIM...Helped Canada to the gold medal at the 2010 Under-18 Ivan Hlinka Memorial with three points (1g/2a) in five games. **Personal:** Duncan's father, Errol, played football in the Edmonton Eskimos system in the Canadian Football League.



COLIN SMITH

CENTER - SHOOTS RIGHT

BORN: JUNE 20, 1993 - EDMONTON, ALBERTA

5-10, 175 LBS

COLORADO'S FIFTH SELECTION (SEVENTH ROUND, 192nd OVERALL)


IN 2012 NHL DRAFT

PLAYING RECORD

SEASON	CLUB	LEAGUE	GP	REGULAR SEASON						PLAYOFFS				
				G	A	PTS	PIM			GP	G	A	PTS	PIM
2008-09	CAC Gregg's Dist.	AMHL	34	23	32	55	10			5	3	4	7	2
	Kamloops	WHL	8	0	4	4	4			4	1	0	1	0
2009-10	Kamloops	WHL	48	5	21	26	46			4	2	2	4	2
2010-11	Kamloops	WHL	72	21	29	50	61			-	-	-	-	-
2011-12	Kamloops	WHL	72	35	50	85	51			11	3	7	10	12
2012-13	Kamloops	WHL	72	41	65	106	72			12	2	12	14	2
2013-14	Lake Erie	AHL	76	8	26	34	66			-	-	-	-	-
2014-15	Lake Erie	AHL	53	12	19	31	22			-	-	-	-	-
	Colorado	NHL	1	0	0	0	0			-	-	-	-	-

2014-15: Spent his second season with the Lake Erie Monsters (AHL) but did see his first NHL action with the Avalanche, appearing in one game...Was recalled by Colorado on Nov. 30 and made his NHL debut against the Montreal Canadiens on Dec. 1 at Pepsi Center...Was reassigned to Lake Erie on Dec. 2...Recorded 31 points (12g/19a) in 53 games for the Monsters. **2013-14:** Finished third on the Lake Erie Monsters (AHL) in scoring with 34 points (8g/26a) in 76 games during his first professional season...Was the only player on Lake Erie to appear in all 76 contests...Shared the team lead with three game-winning goals...Tied for first in the AHL with nine shootout goals, going 9-for-16 in the tiebreaker...His .563 shootout percentage led the team...Made his professional debut on Oct. 4 vs. Abbotsford...Recorded his first professional point (assist) in his third game, Oct. 6 at Toronto...Scored his first professional goal on Nov. 7 vs. Utica. **2012-13:** Led the Kamloops Blazers and finished tied for fourth in the Western Hockey League with 106 points (41g/65a) in 72 games...Was named to the WHL Western Conference First All-Star Team...Smith, who was the only Kamloops player to appear in every regular season game, also led the club in goals and shared the team lead in both assists and power-play goals (14)...Was the first Blazer to eclipse the 100-point plateau in 10 years (Erik Christensen 2002-03)...Ranked among the league's top 10 players in assists (tie-3rd), goals (tie-9th), PP goals (tie-8th) and PP assists (2nd, 31)...Finished fourth on the Blazers in plus/minus with a +33 rating...Was named WHL

Player of the Week on three occasions, Oct. 15-21, Nov. 12-18 and Jan. 28 to Feb. 3, the latter of which he was also honored as the Canadian Hockey League's Player of the Week...Added 14 points (2g/12a) in 12 playoff contests, tied for third-best on the squad...Missed three games in the second round series against Kelowna due to injury. **2011-12:** Finished second on the Kamloops Blazers with 85 points (35g/50a) while appearing in all 72 games for the second consecutive season...Also ranked second on the club in assists, plus/minus rating (+31) and multi-point games (20)...His 35 goals placed third on the squad...Appeared in 11 postseason contests, finishing fourth on the team with 10 points (3g/7a). **2010-11:** Skated in all 72 games for Kamloops (WHL) and ranked third on the team with 50 points (21g/29a)...Played for Team Canada at the 2011 IIHF World Under-18 Championship in Germany, recording three points (2g/1a) in seven games. **2009-10:** Collected 26 points (5g/21a) in 48 games with the Kamloops Blazers (WHL)...Added four points (2g/2a) in four postseason contests...Played for Team Canada Pacific at the 2010 World Under-17 Hockey Challenge, collecting four points (1g/3a) in five games. **2008-09:** Ranked third in the Alberta Midget Hockey League (AMHL) with 55 points (23g/32a) in 34 games with CAC Gregg Distributors...Made his Kamloops (WHL) debut, earning four points (0g/4a) in eight regular season games and one goal in four postseason contests...Selected by Kamloops in the first round of the 2008 WHL Bantam Draft.



BEN STORM

DEFENSEMAN - SHOOTS LEFT

BORN: MARCH 30, 1994 - LAURIUM, MICHIGAN

6-6, 220 LBS

COLORADO'S SIXTH SELECTION (SIXTH ROUND, 153rd OVERALL)

IN 2013 NHL DRAFT

PLAYING RECORD

SEASON	CLUB	LEAGUE	GP	REGULAR SEASON					PLAYOFFS				
				G	A	PTS	PIM		GP	G	A	PTS	PIM
2012-13	Muskegon	USHL	52	2	10	12	82		3	0	0	0	2
2013-14	St. Cloud State	NCHC	30	0	1	1	14		-	-	-	-	-
2014-15	St. Cloud State	NCHC	33	2	3	5	14		-	-	-	-	-

2014-15: Finished his sophomore season at St. Cloud State with five points (2g/3a) in 33 games...Scored his first collegiate goal on Oct. 24 at Union College. **2013-14:** Appeared in 30 games as a freshman at St. Cloud State University (0g/1a)...Helped the Huskies win the inaugural National Collegiate Hockey Conference regular-season championship...Named to the 2014 NCHC All-Academic squad. **2012-13:** Appeared in 52 games for the

Muskegon Lumberjacks of the United States Hockey League, collecting 12 points (2g/10a) and 82 penalty minutes...Was selected to compete in the USHL/NHL Top Prospects Game in January...Went on to dress in all three postseason contests. **Other:** Played high school football and originally signed a letter of intent to play college football at Michigan Tech University.



BEN STREET

CENTER - SHOOTS LEFT

BORN: FEBRUARY 13, 1987 - COQUITLAM, B.C.

5-11, 185 LBS

SIGNED BY COLORADO AS A FREE AGENT, JULY 1, 2014

PLAYING RECORD

SEASON	CLUB	LEAGUE	GP	REGULAR SEASON						PLAYOFFS				
				G	A	PTS	PIM			GP	G	A	PTS	PIM
2003-04	Salmon Arm	BCHL	54	13	21	34	14			13	1	9	10	0
2004-05	Salmon Arm	BCHL	56	29	39	68	21			11	7	8	15	0
2005-06	Univ. of Wisconsin	WCHA	43	10	5	15	0			-	-	-	-	-
2006-07	Univ. of Wisconsin	WCHA	41	10	7	17	16			-	-	-	-	-
2007-08	Univ. of Wisconsin	WCHA	40	13	17	30	36			-	-	-	-	-
2008-09	Univ. of Wisconsin	WCHA	4	1	0	1	8			-	-	-	-	-
2009-10	Univ. of Wisconsin	WCHA	43	14	16	30	30			-	-	-	-	-
2010-11	Wheeling	ECHL	38	24	27	51	10			-	-	-	-	-
	Wilkes-Barre/Scranton	AHL	36	12	11	23	8			8	0	1	1	0
2011-12	Wilkes-Barre/Scranton	AHL	71	27	30	57	24			12	1	2	3	2
2012-13	Abbotsford	AHL	69	15	22	37	22			-	-	-	-	-
	Calgary	NHL	6	0	1	1	0			-	-	-	-	-
2013-14	Calgary	NHL	13	0	1	1	4			-	-	-	-	-
	Abbotsford	AHL	58	28	32	60	24			4	0	1	1	2
2014-15	Lake Erie	AHL	44	9	30	39	10			-	-	-	-	-
	Colorado	NHL	3	0	0	0	0			-	-	-	-	-
NHL TOTALS			22	0	2	2	4			-	-	-	-	-

2014-15: Finished third on the Lake Erie Monsters in scoring with 39 points (9g/30a) despite playing only 44 games in the AHL... Was an alternate captain of the Monsters... Missed the first month of the season with a hand injury suffered during an Avalanche pre-season game at Montreal on Sept. 25... Was recalled by Colorado on Nov. 22 and made his Avalanche debut that night against the Carolina Hurricanes at Pepsi Center... Missed 21 games due to a hand injury from Nov. 26 to Jan. 12... Was placed on IR, Dec. 4 (retroactive to Nov. 25)... Was activated on Jan. 13 and returned to the Avalanche's lineup that night in Carolina... Reassigned to Lake Erie on Jan. 15, Street spent the remainder of the year with the Monsters. **2013-14:** Began the year with the Flames, picking up an assist in the season opener on Oct. 3 at Washington... Went on to appear in 13 games during two stints with Calgary (0g/1a)... Spent most of the season with the Abbotsford Heat (AHL), recording 60 points (28g/32a) in 58 games... Led the Heat in goals and finished second in points... Ranked first in the AHL with three overtime goals... Was reassigned to Abbotsford on Oct. 22 after playing eight games with Calgary... Was recalled again on Jan. 12 and played five games with the Flames before being loaned on Feb. 3... Was selected to the AHL All-Star Game... Tallied an assist while appearing in four AHL playoff games. **2012-13:** Spent the majority of the season with Abbotsford (AHL) but did see his first NHL action with Calgary... Made his NHL debut on Feb. 9 at Vancouver... Recorded his first NHL point (assist) on April 26 at Chicago... Tallied 37 points (15g/22a) in 69 games with Abbotsford... Signed with Calgary as a free agent on July 2, 2012. **2011-12:** Tallied 57 points (27g/30a) in 71 games for Wilkes-Barre Scranton... Named the AHL Player of the Week on Nov. 13... Dressed in 12 playoff games and recorded three points (1g/2a). **2010-11:** Made his professional debut, splitting time with Wilkes-Barre Scranton (AHL) and Wheeling (ECHL)...

Began the year with Wheeling where he won the John A. Daley Trophy as the ECHL's rookie of the year... Was also named to the ECHL All-Rookie Team and participated in the ECHL All-Star Game... Tallied 51 points (24g/27a) in 38 games for Wheeling before being recalled to Wilkes-Barre on Feb. 3... Had 23 points (12g/11a) in 36 regular-season games for the AHL Penguins and one assist in eight playoff contests. **2009-10:** Helped the University of Wisconsin advance to the NCAA Frozen Four as one of the team's tri-captains... Recorded 30 points (14g/16a) in 43 games and had a team-high 171 shots... Named to the WCHA All-Academic Team and was the recipient of Wisconsin's Ivan B. Williamson Academic Award. **2008-09:** Posted one goal in four games for Wisconsin before suffering a season-ending injury... Was granted a medical redshirt season... Was a team co-captain and was named to WCHA All-Academic Team. **2007-08:** Tied for first on the Badgers in goals (13) and finished second in points (30-tied)... Led Wisconsin in game-winning goals (4) and shots (135)... Earned WCHA All-Academic and Academic All-Big Ten honors... Was an alternate captain. **2006-07:** Recorded 17 points (10g/7a) in 41 games during his sophomore season at Wisconsin... Led the team in shots (120)... Tallied the overtime game-winning goal with 10 seconds left in the 2007 WCHA Final Five third-place game... Named to the WCHA All-Academic Team. **2005-06:** Helped the University of Wisconsin capture the 2006 NCAA championship as a freshman... Tallied 15 points (10g/5a) and was one of six Badgers, and the only rookie, to skate in all 43 games... Was the only regular starter without a penalty during the year. **Other:** Member of Team Pacific at the 2004 World Under-17 Challenge and scored six points in six games to help his team win silver... Spent two seasons playing with the Salmon Arm Silverbacks of the BCHL.



LUKE WALKER

RIGHT WING - SHOOTS RIGHT

BORN: FEBRUARY 19, 1990 - NEW HAVEN, CONNECTICUT

6-1, 174 LBS

COLORADO'S SEVENTH SELECTION (FIFTH ROUND, 139th OVERALL)

IN 2010 ENTRY DRAFT

PLAYING RECORD

SEASON	CLUB	LEAGUE	GP	REGULAR SEASON					PLAYOFFS				
				G	A	PTS	PIM		GP	G	A	PTS	PIM
2007-08	Portland	WHL	70	9	12	21	84		-	-	-	-	-
2008-09	Portland	WHL	71	29	23	52	84		-	-	-	-	-
2009-10	Portland	WHL	61	27	30	57	103		13	6	4	10	17
	United States	WJC	7	0	0	0	6		-	-	-	-	-
2010-11	Lake Erie	AHL	75	10	8	18	40		5	1	1	2	0
2011-12	Lake Erie	AHL	61	9	18	27	26		-	-	-	-	-
2012-13	Lake Erie	AHL	47	12	13	25	51		-	-	-	-	-
2013-14	Zagreb	KHL	36	1	2	3	20		1	0	0	0	0
2014-15	Graz	Austria	51	19	12	31	28		-	-	-	-	-

2014-15: Signed a contract with the Graz 99ers (Austria) on July 31, 2014...Finished first on the team in goals (19) and second in points (31) while playing 51 games...Inked a contract extension on July 29, 2015. **2013-14:** Recorded three points (1g/2a) in 36 games for Medvescak Zagreb (KHL)...Signed with the club on June 24, 2013. **2012-13:** Recorded 25 points (12g/13a) in 47 games with the Lake Erie Monsters (AHL). **2011-12:** Had 27 points (9g/18a) in 61 games with Lake Erie. **2010-11:** Spent his first professional season with Lake Erie (AHL), appearing in 75

games...Also dressed in five playoff contests (1g/1a)...Signed an entry-level contract with the Avalanche on Sept. 28, 2010.

Other: Played three seasons with Portland of the Western Hockey League...Ranked fifth on Portland with 57 points (27g/30a) in 61 games during his final season in 2009-10...Led the Winterhawks with 29 goals and finished second on the team with 52 points in 2008-09...Won a gold medal with Team USA at the 2010 IIHF World Junior Championship. **Personal:** Luke's father, Gordie, played parts of four NHL seasons with the Rangers and Kings.



WILHELM WESTLUND

DEFENSESMAN - SHOOTS LEFT

BORN: MARCH 15, 1995 - STOCKHOLM, SWEDEN

6-0, 178 LBS

COLORADO'S SEVENTH SELECTION (SEVENTH ROUND, 183rd OVERALL)

IN 2013 NHL DRAFT

PLAYING RECORD

SEASON	CLUB	LEAGUE	GP	REGULAR SEASON					PLAYOFFS				
				G	A	PTS	PIM		GP	G	A	PTS	PIM
2010-11	Farjestad U18	Sweden U18	35	2	11	13	18		-	-	-	-	-
2011-12	Farjestad U18	Sweden U18	13	4	5	9	8		2	1	0	1	2
	Farjestad Jr.	Sweden Jr.	33	3	4	7	12		6	0	0	0	0
2012-13	Farjestad U18	Sweden U18	1	0	0	0	0		-	-	-	-	-
	Farjestad Jr.	Sweden Jr.	33	3	12	15	76		5	0	3	3	2
2013-14	Farjestad Jr.	Sweden Jr.	26	1	0	1	0		6	0	0	0	0
	Farjestad Jr.	Sweden Jr.	34	2	15	17	16		6	2	5	7	2
2014-15	Farjestad	Sweden	11	0	0	0	0		-	-	-	-	-
	Vita Hasten	Sweden 2	45	2	9	11	18		4	1	0	1	0
	Djurgardens Jr.	Sweden Jr.	-	-	-	-	-		4	2	2	4	4

2014-15: Was traded from Farjestad to Djurgardens Jr. (SuperElit) on July 11, 2014...Loaned from Djurgardens Jr. to Vita Hasten (HockeyAllsvenskan) on Aug. 11, 2014...Recorded 11 points (2g/9a) in 45 games for Vita Hasten...Added one goal in four postseason contests...Returned to Djurgardens Jr. and registered four points (2g/2a) in four playoff contests en route to Sweden's SuperElit championship win. **2013-14:** Spent the majority of the season with Farjestad Jr., recording 17 points (2g/15a) in 34 games...Also dressed in six playoff contests for the junior club, tallying seven points (2g/5a)...Appeared in five games and had three points (1g/2a) in Sweden's U20 Super Challenge with Farjestad Jr....Played 11 professional regular-season games with

Farjestad BK of the Swedish Hockey League...Member of the team during its trip to North America in February for exhibition games against the American Hockey League...Took part in the AHL's All-Star Skills Competition and All-Star Game in St. John's, Newfoundland from Feb. 11-12...Also played in an exhibition contest against the AHL's Toronto Marlies. **2012-13:** Appeared in 26 regular season games and six postseason contests with Farjestad of the Swedish Elite League...Also skated in 33 games for Farjestad Jr., where he had 15 points (3g/12a) and a team-high 76 penalty minutes...Added three assists in five playoff games...Was rated No. 15 among international skaters in Central Scouting's final rankings for the 2013 NHL Draft.



ROMAN WILL

GOALTENDER - CATCHES LEFT

BORN: MAY 22, 1992 - PLZEN, CZECH REPUBLIC

6-1, 195 LBS

SIGNED BY COLORADO AS A FREE AGENT, MAY 13, 2014

PLAYING RECORD

SEASON	CLUB	LGE	GP	W	REGULAR SEASON						AVG	PLAYOFFS					
					L	T	MNS	GA	SO	GP		W	L	MNS	GA	SO	AVG
2010-11	MI. Boleslav Jr.	Czech Jr.	48	-	-	-	-	-	-	-	2.24	-	-	-	-	-	-
2011-12	Moncton	QMJHL	63	29	25	7	3592	166	1	2.77	4	0	4	205	19	0	5.56
2012-13	MI. Boleslav	Czech-2	44	-	-	-	-	-	-	1.87	10	-	-	-	-	-	1.43
2013-14	MI. Boleslav	Czech-2	20	16	4	-	-	-	-	1.84	10	-	-	-	-	-	1.81
2014-15	Lake Erie	AHL	11	2	6	1	576	34	0	3.54	-	-	-	-	-	-	-
	Fort Wayne	ECHL	29	17	8	4	1745	70	1	2.41	7	4	3	417	19	1	2.74

2014-15: Split his first professional season in North America between Lake Erie (AHL) and Fort Wayne (ECHL)...Began the year with Lake Erie and wound up appearing in 11 games for the Monsters, compiling a 2-6-1 record with a 3.54 goals-against average...Was named to the ECHL All-Rookie Team as a member of Fort Wayne after posting a 17-8-4 record in 29 games for the Komets...Led all ECHL rookies in GAA (2.41) and save percentage (.921)...Made his AHL debut on Oct. 17 at the Chicago Wolves and earned his first AHL win on Nov. 30 at the Toronto Marlies...Named ECHL Goaltender of the Week from Jan. 5-11...Registered his first professional shutout in a 3-0 win over Kalamazoo on March 6...Went on to appear in seven postseason games for Fort Wayne, posting a 4-3 record with a 2.74 GAA and a .914 Sv%.

2013-14: Appeared in 20 games for Mlada Boleslav in the Czech Republic...Fashioned a 16-4 record with a 1.84 goals-against average...Also saw action in 10 postseason contests and registered a 1.81 GAA and .920 Sv%.

2012-13: Made his return to the Czech Republic to play for Mlada Boleslav...Registered a league-best 1.87 GAA in 44 games...Appeared in 10 playoff contests

and recorded a 1.43 GAA and .952 Sv%. **2011-12:** Played the entire season in North American with the Moncton Wildcats of the Quebec Major Junior Hockey League...Was named to the QMJHL's First All-Star Team...Appeared in 63 games for the Wildcats, posting a 29-25-7 record, 2.77 GAA and .913 Sv%...Earned the Canadian Hockey League Goaltender of the Week honor on Nov. 13...Went 0-4 with a 5.56 GAA and a .843 Sv% in four QMJHL playoff games.

2010-11: Spent the entire season with the Mlada Boleslav Under-20 club...Appeared in 48 games and recorded a 2.24 GAA and .935 Sv%.

2009-10: Played in 23 games each for the Mlada Boleslav's Under-18 and Under-20 teams...Recorded the best GAA in the Czech U18 league (1.71)...Appeared in three playoff games for the U20 squad, sporting a 2.61 GAA and .915 Sv%...Saw action in three games with the Czech Republic at the IIHF Under-18 World Championship, posting a 1-0 record, 4.89 GAA and .796 Sv%.

Other: The Moncton Wildcats (QMJHL) chose him in the first round (No. 29 overall) of the 2011 CHL Import Draft...Selected in the fifth round (No. 166 overall) by Lev Praha in the 2012 KHL Draft.



KYLE WOOD

DEFENSEMAN - SHOOTS RIGHT

BORN: MAY 4, 1996 - WATERLOO, ONTARIO

6-5, 210 LBS

COLORADO'S SECOND SELECTION (THIRD ROUND, 84th OVERALL) IN 2014 NHL DRAFT

PLAYING RECORD

SEASON	CLUB	LEAGUE	GP	REGULAR SEASON					GP	PLAYOFFS				
				G	A	PTS	PIM	G		A	PTS	PIM		
2012-13	Orangeville	OJHL	46	6	11	17	10	-	-	-	-	-	-	
		OHL	16	1	1	2	8	5	0	0	0	0	2	
2013-14	North Bay	OHL	33	2	10	12	21	22	2	8	10	6	6	
2014-15	North Bay	OHL	67	16	24	40	18	15	1	10	11	2	2	

2014-15: Finished second among North Bay (OHL) defensemen in scoring with 40 points (16g/24a) in 67 games...Led the entire team with 11 power-play goals...Recorded his first OHL hat trick (natural) on Jan. 30 at Sault Ste. Marie...Went on to lead the Battalion with 10 assists during the OHL playoffs, tallying 11 points (1g/10a) in 15 postseason games...Named to the OHL team for the 2015 Subway Super Series and played in Game 2 of the showcase vs. Russia's National Junior Team.

2013-14: Recorded 12 points (2g/10a) in 33 regular-season games with the North

Bay Battalion (OHL)...Added 10 points (2g/8a) in 22 postseason contests to help North Bay reach the OHL Final.

2012-13: Spent the majority of the season with Orangeville of the Ontario Junior Hockey League but ended the year with Brampton of the Ontario Hockey League...Tallied two points (1g/1a) in 16 regular-season games with the Battalion...Also appeared in five postseason contests...Drafted by Brampton in the third round (No. 57 overall) of the 2012 OHL Priority Selection.

MINOR LEAGUE AFFILIATES



SAN ANTONIO RAMPAGE



SAN ANTONIO RAMPAGE

One AT&T Center
San Antonio, TX 78219
(210) 444-5554
www.sarampage.com

RAMPAGE STAFF

Peter M. Holt, Chairman & CEO — Spurs Sports & Entertainment
Rick Pych, President - Spurs Sports & Entertainment
Dean Chynoweth, Head Coach
Randy Ladouceur, Assistant Coach
Jean-Ian Filiatrault, Goaltending Coach

Steven Petrovek, Video Coordinator
Brent Woodside, Head Athletic Trainer
Steven Passineau, Head Equipment Manager
Danielle Bernstein, Communications Manager
Dan Weiss, Senior Manager of Broadcast Operations



DEAN CHYNOWETH



RANDY LADOUCEUR



JEAN-IAN FILIATRAULT



STEVEN PETROVEK



BRENT WOODSIDE



STEVEN PASSINEAU

The Colorado Avalanche, in conjunction with the American Hockey League, announced on April 17, 2015 that the San Antonio Rampage will serve as the Avalanche's AHL affiliate for the next five years beginning with the upcoming 2015-16 season.

"We are pleased to announce this new affiliation with San Antonio," said Avalanche Executive Vice President/General Manager Joe Sakic. "The Rampage organization has a great reputation and we look forward to our prospects developing in such an environment."

The Lake Erie Monsters in Cleveland had served as Colorado's AHL affiliate for the past eight seasons dating back to 2007-08. Prior to that, the Avs split an AHL affiliate with the Carolina Hurricanes for two years, spending the 2006-07 campaign in Albany, N.Y. (Albany River Rats) and 2005-06 in Lowell, Mass. (Lowell Lock Monsters). The Cornwall Aces (Cornwall, Ontario) served as the club's primary affiliate during the Avalanche's inaugural season of 1995-96, followed by 10 years with the Hershey Bears in Hershey, Pa. (1996-2005).

"We would like to thank Dan Gilbert and the entire Lake Erie Monsters and Cleveland Cavaliers staff for their hard work and relationship over the last eight seasons," continued Sakic.

Now entering their 14th season, the Rampage are one of four professional sports franchises owned and operated by Spurs Sports & Entertainment, along with the San Antonio Spurs (NBA), San Antonio Stars (WNBA) and the Austin Spurs (NBA Development League). The Rampage play their games at the SS&E operated AT&T Center.

"We are excited to announce that the Colorado Avalanche will be our new NHL affiliate starting with the 2015-16 season," said Spurs Sports & Entertainment President Rick Pych. "Under the leadership of two terrific Hockey Hall-of-Famers in Joe Sakic and [Head Coach/VP of Hockey Operations] Patrick Roy, the Avalanche are committed to developing the same type of great young hockey players that have led Colorado to two Stanley Cup championships."

The Rampage, who won the AHL's West Division title in 2014-15, annually rank as one of the AHL's top teams in attendance, having placed among the top seven in the league for each of the last five seasons.

The Avalanche will be San Antonio's third NHL affiliate in the club's 13-year history. The Rampage had been the top affiliate of the Florida Panthers from 2011-12 to 2014-15 and were also affiliated with the Panthers from 2002-05. San Antonio spent six years (2005-11) as the top affiliate of the Phoenix Coyotes.

LAKE ERIE MONSTERS FINAL STATS 2014-15

#	PLAYER	POS	GP	G	A	PTS	+/-	PIM	PPG	SHG	GW	SOG
18	Andrew Agozzino	LW	74	30	34	64	2	55	7	3	4	252
46	Stefan Elliott	D	64	19	21	40	-9	22	13	1	5	189
10	Ben Street	C	44	9	30	39	-1	10	2	3	3	172
38	Joey Hishon	C	53	16	20	36	-7	34	4	0	1	150
12	Freddie Hamilton	C	57	11	23	34	-14	12	3	0	1	105
	LEM	C	5	2	2	4	4	0	0	0	0	7
29	Ben Youds	D	65	8	24	32	3	35	6	0	1	122
	LEM	D	18	3	8	11	-2	10	3	0	0	46
37	Colin Smith	C	53	12	19	31	-7	22	3	1	2	106
26	Maxim Noreau	D	39	8	22	30	-4	29	2	0	1	84
17	Kenny Ryan	RW	73	12	17	29	-15	34	0	3	3	106
28	X Paul Carey	LW	43	13	14	27	-5	16	3	1	0	76
24	Michael Schumacher	LW	73	12	15	27	-25	54	2	1	3	136
81	Tomas Vincour	RW	38	10	13	23	-4	10	3	0	3	63
43	X Mike Sgarbossa	C	40	4	19	23	-17	35	0	0	2	83
14	* Troy Bourke	C	61	9	13	22	1	22	2	1	1	57
11	Markus Lauridsen	D	62	5	11	16	-3	22	1	0	0	56
39	Trevor Cheek	LW	66	6	9	15	-8	63	0	0	1	112
3	X Karl Stollery	D	46	5	9	14	-13	55	0	0	1	66
4	* Reid Petryk	C	35	4	9	13	-3	13	0	0	0	57
27	Bruno Gervais	D	71	3	10	13	-10	26	1	1	0	90
51	Mitchell Heard	C	51	6	6	12	-16	137	1	0	1	74
42	* Sam Henley	C	54	6	4	10	-7	47	2	0	0	44
71	* Borna Rendulic	F	26	4	4	8	-9	12	2	0	0	47
45	* Dennis Everberg	RW	12	5	2	7	-1	4	0	0	1	26
2	Mat Clark	D	66	1	6	7	-6	71	0	0	0	50
	LEM	D	21	0	1	1	1	11	0	0	0	12
41	* Cody Corbett	D	47	3	3	6	-10	20	1	0	1	45
16	Duncan Siemens	D	54	0	6	6	-4	57	0	0	0	36
47	Gabriel Beaupre	D	35	1	3	4	3	23	0	0	0	23
44	Daniel Maggio	RW	48	1	3	4	-5	215	0	0	0	30
20	* Chris Bigras	D	7	0	4	4	2	2	0	0	0	4
20	Kyle Jean	C	12	0	2	2	1	6	0	0	0	12
	LEM	C	4	0	0	0	1	2	0	0	0	4
31	Calvin Pickard	G	50	0	2	2	0	4	0	0	0	0
30	Reto Berra	G	5	1	0	1	0	0	0	0	0	1
74	Sami Aittokallio	G	16	0	1	1	0	0	0	0	0	0
20	X Shawn Sztykowski	RW	5	0	0	0	0	5	0	0	0	6
29	James Martin	D	7	0	0	0	-6	2	0	0	0	7
5	* Mason Geertsen	D	9	0	0	0	-3	2	0	0	0	5
5	* Joey Leach	D	10	0	0	0	-5	7	0	0	0	4
34	* Roman Will	G	11	0	0	0	0	0	0	0	0	0
36	Garrett Meurs	RW	20	0	0	0	-2	8	0	0	0	19

#	GOALIE	GP	MNS	GA	SO	GAA	W	L	SOL	SA	SVS	SV%
30	Reto Berra	5	303:21	13	0	2.57	3	1	1	151	138	.914
31	Calvin Pickard	50	2942:58	128	3	2.61	23	17	9	1540	1412	.917
74	Sami Aittokallio	16	808:36	43	0	3.19	7	5	1	428	385	.900
34	* Roman Will	11	575:33	34	0	3.54	2	6	1	259	225	.869

X — no longer on the team

* — rookie

FORT WAYNE KOMETS



Fort Wayne Komets Hockey Club

1010 Memorial Way, Suite 100
Fort Wayne, IN 46805
(260) 483-0011
Allen County War Memorial Coliseum (10,480)
www.komets.com

FORT WAYNE KOMETS STAFF

Michael Franke, President/Co-Owner
David Franke, Vice President/General Manager/Co-Owner
Scott Sproat, Executive Vice President/Co-Owner
Gary Graham, Head Coach/Director of Player Personnel
Chuck Bailey, Director of Communications

The Fort Wayne Komets and Colorado Avalanche announced on July 21, 2015 that they have renewed their affiliation with a new two-year agreement for the 2015-16 and 2016-17 seasons.

The upcoming 2015-16 campaign will mark the second consecutive season that Colorado has been affiliated with the ECHL's Fort Wayne Komets.

"The Komets organization is honored and very excited about our new two-year affiliation with the Colorado Avalanche," Fort Wayne general manager David Franke said. "We had a very good agreement with them last year and they were at the top of our list this summer to continue the relationship. "Craig Billington, assistant general manager, and David Oliver, player development director, are great to work with and they understand the value of a good affiliation to both the Avalanche and their AHL affiliate, San Antonio, and the Komets.

"This two-year deal will allow all parties to better utilize their efforts on player personnel during the season and next summer. Head Coach Gary Graham will attend San Antonio's training camp to get a relationship built with the players coming to Fort Wayne."

Last year the Komets reached the 100-point plateau for the first time since 2009-10 (48-18-6, 102 points) under the direction of Coach Graham for a successful debut as an affiliate of Colorado.

The 64th season of Komets hockey starts with a home-and-home series against long time rival Kalamazoo on Oct. 16-17.



SEASON RECAP





NATIONAL HOCKEY LEAGUE

EASTERN CONFERENCE

ATLANTIC

		GP	W	L	OT	PTS	ROW	GF	GA	DIFF
1	Y - MONTRÉAL	82	50	22	10	110	43	221	189	+32
2	X - TAMPA BAY	82	50	24	8	108	47	262	211	+51
3	X - DETROIT	82	43	25	14	100	39	235	221	+14
4	X - OTTAWA	82	43	26	13	99	37	238	215	+23
5	BOSTON	82	41	27	14	96	37	213	211	+2
6	FLORIDA	82	38	29	15	91	30	206	223	-17
7	TORONTO	82	30	44	8	68	25	211	262	-51
8	BUFFALO	82	23	51	8	54	15	161	274	-113

METROPOLITAN

		GP	W	L	OT	PTS	ROW	GF	GA	DIFF
1	P - NY RANGERS	82	53	22	7	113	49	252	192	+60
2	X - WASHINGTON	82	45	26	11	101	40	242	203	+39
3	X - NY ISLANDERS	82	47	28	7	101	40	252	230	+22
4	X - PITTSBURGH	82	43	27	12	98	39	221	210	+11
5	COLUMBUS	82	42	35	5	89	33	236	250	-14
6	PHILADELPHIA	82	33	31	18	84	30	215	234	-19
7	NEW JERSEY	82	32	36	14	78	27	181	216	-35
8	CAROLINA	82	30	41	11	71	25	188	226	-38

WESTERN CONFERENCE

CENTRAL

		GP	W	L	OT	PTS	ROW	GF	GA	DIFF
1	Y - ST. LOUIS	82	51	24	7	109	42	248	201	+47
2	X - NASHVILLE	82	47	25	10	104	41	232	208	+24
3	X - CHICAGO	82	48	28	6	102	39	229	189	+40
4	X - MINNESOTA	82	46	28	8	100	42	231	201	+30
5	X - WINNIPEG	82	43	26	13	99	36	230	210	+20
6	DALLAS	82	41	31	10	92	37	261	260	+1
7	COLORADO	82	39	31	12	90	29	219	227	-8

PACIFIC

		GP	W	L	OT	PTS	ROW	GF	GA	DIFF
1	Z - ANAHEIM	82	51	24	7	109	43	236	226	+10
2	X - VANCOUVER	82	48	29	5	101	42	242	222	+20
3	X - CALGARY	82	45	30	7	97	41	241	216	+25
4	LOS ANGELES	82	40	27	15	95	38	220	205	+15
5	SAN JOSE	82	40	33	9	89	36	228	232	-4
6	EDMONTON	82	24	44	14	62	19	198	283	-85
7	ARIZONA	82	24	50	8	56	19	170	272	-102

X - clinched playoff spot Y - clinched division Z - clinched conference P - clinched Presidents' Trophy

SEASON RECAP

The Avalanche completed their 19th season in Denver and 35th season as a franchise with a 39-31-12 record (90 points)...It marked the first time that Colorado recorded at least 90 points in back-to-back seasons since 2007-08...The Avalanche ended the season on a three-game win streak and won 17 of their final 27 games (17-9-1), allowing them to finish a season-high eight games above .500...Colorado's 17-9-1 mark (.648%) from Feb. 14 to the end of the year was the third-best points percentage in the Western Conference behind Minnesota (19-8-1, .696) and Winnipeg (15-7-3, .660)...The Avs finished 6-1-0 in their last seven home games, 10-4-0 in their last 14 and 16-7-0 in their last 23 at Pepsi Center.

CENTRAL ONCE AGAIN NHL'S TOUGHEST DIVISION

The Central Division was the only division to produce five playoff teams for the second straight year and the only division in which every team had at least 90 points...The Avs finished 14-12-4 against Central teams but did finish the year by winning their last four games within the division and seven of their last nine (7-2-0).

RECORD NUMBER OF INJURIES

The Avalanche finished with 495 man-games lost due to injury, the most in franchise history...The previous mark was 474 set in 2010-11...Colorado's 495 man-games lost ranked second in the NHL behind Columbus (508).

1. Columbus	508
2. Colorado	495
3. Buffalo	368
4. Anaheim	355
5. Pittsburgh	343

FIFTY WAYS TO LEAVE YOUR LOVER

The Avs were the only NHL team with six different 50-point scorers in 2014-15...Jarome Iginla and Gabriel Landeskog shared the team lead with 59 points, followed by a three-way tie between Matt Duchene, Ryan O'Reilly and Alex Tanguay (all 55), and rounded out with Tyson Barrie (53)...It marked the first time Colorado produced six 50-point scorers since 2005-06 (also six).

KILLING ME SOFTLY

The Avalanche finished fifth in the league in penalty killing at 84.6% (204/241)...It marked Colorado's first top-five PK ranking since 2001-02 (2nd)...The Avs set a franchise record for fewest power-play goals allowed in a full season with 37, four fewer than the 41 surrendered by the 2001-02 club...The Avs ranked fourth (86.0%) and seventh (83.0%) respectively in home/road PK percentage...From Feb. 20 until the end of the season, Colorado gave up only four power-play goals in its final 24 games (92.2%, 47/51)...The Avalanche had a streak of 29 consecutive kills from Oct. 24 to Nov. 4...It was the club's longest single-season streak since 1998-99, when the Avs killed off 35 straight from Oct. 31 to Nov. 17, 1998...Colorado did have a more recent stretch of 31 consecutive kills but that was over multiple seasons from April 11 to Oct. 14, 2006.

SHORT STUFF

After allowing just one short-handed goal in 2013-14, which was the fewest in franchise history, the Avalanche gave up only two SHG in 2014-15...The two short-handed goals allowed tied for the league lead with Los Angeles and Vancouver.

AGE IS JUST A NUMBER

Jarome Iginla led the Avalanche with 29 goals and shared the team lead with 59 points, becoming the oldest player in franchise history to lead the team in either category (37 years, 284 days)...He was nine days older than Joe Sakic was when he led the club with 36 goals and 100 points at the age of 37 years, 275 days in 2006-07.

STAYING OUT OF THE BOX

The Avalanche set a franchise record for fewest penalty minutes (771) and fewest total penalties (306) in a single season...The previous mark for minutes was 884 in 2006-07, while the old record of 326 penalties was set just a year ago in 2013-14.

CLIMBING THE ALL-TIME LISTS

Jarome Iginla finished the season ranked 19th all-time in goals (589), 40th in points (1,226) and 37th in games played (1,392)...He moved from 50th to 40th on the all-time points list this season, passing Bobby Hull, Sergei Fedorov, Rod Brind'Amour, Dino Ciccarelli, Vincent Damphousse, Bernie Nicholls, Bobby Clarke, Larry Murphy, Jeremy Roenick and Jean Beliveau...Iginla climbed from 24th to 19th on the all-time goals list, passing Guy Lafleur, Mike Modano, Mats Sundin, Joe Nieuwendyk, Mike Bossy and Mark Recchi...Iginla recorded his 1,200th career point on Jan. 30 vs. Nashville, becoming the 47th player in NHL history to reach that milestone...Iginla reached the 20-goal mark for the 16th time in his career, as only Jaromir Jagr (18) has more 20-goal seasons among active players...Iginla is the 20th player in league history to reach that plateau in 16 different seasons.

RECORD NIGHT IN THE WINDY CITY

Semyon Varlamov stopped all 54 shots in the Avalanche's 2-0 victory over the Blackhawks on Jan. 6 in Chicago...Varlamov's 54 saves were the most in a road shutout in NHL history, topping Craig Anderson's 53 for Florida on March 2, 2008 at NY Islanders...Only two goaltenders have recorded 54 or more saves in a home shutout in that span: Ben Scrivens in 2013-14 (59) and Mike Smith in 2011-12 (54)...Varlamov's 54 stops, which were a career high, were the most in Avalanche history and the second-most in franchise annals (Ron Tugnutt 70).

MOST SAVES, ROAD SHUTOUT, NHL HISTORY

54	Semyon Varlamov	Col	Jan. 6, 2015 at Chicago
53	Craig Anderson	Fla	March 2, 2008 at NY Islanders
52	Curtis Joseph	Edm	Dec. 10, 1996 at Detroit

SHOOTOUT SUCCESS

The Avalanche led the NHL with 10 shootout wins, going 10-4 in tiebreakers...After dropping its first two shootouts of the season, Colorado finished the year 10-2 in its last 12, which included a run of five straight wins to end the year...The Avs were 6-1 in home shootouts...Colorado is 63-35 all-time in tiebreakers and owns the highest scoring percentage of all-time at 39.3% (134/341).

EAST SIDE STORY

The Avs finished 17-10-5 against Eastern Conference teams (10-5-1 at home), which included winning their final five matchups against the East...The Avs, who finished 21-9-2 against Eastern teams the year before, are 51-23-8 against the East since the start of 2011-12, 71-33-14 since 2009-10 and 99-53-14 since 2005-06.

REGULAR SEASON NOTES

QUICK STRIKE

Jarome Iginla (15:32) and Ryan O'Reilly (15:41) scored nine seconds apart in the second period on April 7 against Nashville, tying the franchise record for the fastest two goals...It marked the fourth time that the Avalanche/Nordiques have scored twice in an 0:09 span and the second time this season, as Cody McLeod and Matt Duchene scored nine seconds apart in the first period on Feb. 16 vs. Arizona.

COMEBACK TRAIL

Colorado scored with its goaltender pulled six different times in 2014-15...Four of the six tied the game and gave the Aves at least one point...The Avalanche came back from two goals down to gain a point nine different times (6 W, 3 OT/SO)...Six of those nine multi-goal comebacks occurred in the third period, with the Aves winning four of those games.

HATS OFF FOR THE 19-YEAR-OLD

Nathan MacKinnon tallied his first career hat trick on Feb. 22 vs. Tampa Bay, becoming the youngest Avalanche player to ever record a hat trick (19 years, 174 days)...Only one player in franchise history registered a hat trick at a younger age, Joe Sakic, who had three goals at 19 years, 107 days on Oct. 22, 1988 at NY Islanders and also 19 years, 140 days on Nov. 24, 1988 vs. Montreal...MacKinnon's three-goal game was the first by an Avalanche player since Matt Duchene did it on Nov. 4, 2011 at Dallas, snapping a drought of 258 games...It was the first hat trick by an Aves player on home ice since March 6, 2010 (Chris Stewart vs. St. Louis).

NUMBER OF PLAYERS

A total of 38 players suited up for Colorado during the regular season, one shy of the Avalanche record set in 1998-99, 2003-04 and 2010-11...The franchise record is 49 players shared by the 1989-90 and 1990-91 Nordiques...Seven Aves players made their NHL debut: Dennis Everberg, Calvin Pickard, Andrew Goggin, Colin Smith, Borna Rendulic, Joey Hishon and Duncan Siemens.

WHAT A RELIEF

Calvin Pickard earned his first two career wins in relief, stopping all 17 shots on Nov. 22 vs. Carolina and all 25 shots on Nov. 25 at Arizona...Pickard became the first goalie in NHL history to record his first two career wins in relief in back-to-back team games...Pickard was only the fifth goaltender in NHL history to register relief wins in consecutive team games in one season, joining Jacques Cloutier (1981-82 Sabres), Jon Casey (1994-95 Blues), Jussi Markkanen (2005-06 Oilers) and Johan Hedberg (2005-06 Stars).

DAY IN, DAY OUT

Five different Avalanche players appeared in all 82 games: Matt Duchene, Jarome Iginla, Gabriel Landeskog, Cody McLeod and Ryan O'Reilly...The last time Colorado had five players dress in all 82 games was 2006-07.

BLUE JERSEYS

The Aves finished 10-2-0 in their blue jerseys in 2014-15, improving to 18-4-2 in the blue sweaters over the last two seasons...Colorado's all-time record in the blue is 34-27-6.

CARRYING THE LOAD

Semyon Varlamov started 22 straight games from Jan. 15 to March 8, falling just one shy of Craig Anderson's record for the most consecutive starts by an Avalanche goalie...Varlamov's streak was the fourth longest in franchise history, four short of Ron Tugnutt's record set with the Nordiques in 1990-91.

BACK-TO-BACK

The Avalanche played 12 back-to-back games in 2014-15...Colorado was 7-3-2 in the first game and 3-6-3 in the second.

MILESTONES REACHED

Alex Tanguay	1,000th Game (March 4 vs. Pittsburgh) 800th Point (Jan. 8 vs. Ottawa)
Brad Stuart	1,000th Game (Dec. 18 at Pittsburgh)
Daniel Briere	300th Goal (Oct. 13 at Boston)
Jarome Iginla	1,200th Point (Jan. 30 vs. Nashville)
Cody McLeod	500th Game (Dec. 21 at Detroit) 100th Point (Feb. 16 vs. Arizona), 1,000th PIM (Oct. 24 vs. Vancouver)
Matt Duchene	300th Point (Feb. 16 vs. Arizona) 400th Game (Feb. 28 vs. Minnesota)
Jan Hejda	600th Game (Feb. 8 at Winnipeg) 100th Assist (Oct. 24 vs. Vancouver)
Max Talbot	600th Game (Nov. 6 vs. Toronto) 100th Assist (Dec. 20 at Buffalo)
Ryan O'Reilly	400th Game (Feb. 12 vs. NY Rangers) 200th Point (Nov. 6 vs. Toronto)
John Mitchell	400th Game (March 19 at Arizona)
Gabriel Landeskog	100th Assist (Feb. 22 vs. Tampa Bay)
Tyson Barrie	100th Point (March 28 vs. Buffalo)
Nathan MacKinnon	100th Game (Nov. 13 at NY Rangers)
Marc-Andre Cliche	100th Game (Nov. 29 vs. Dallas)
Nick Holden	100th Game (Jan. 12 at Washington)

TEAM GAME-BY-GAME

#	Date	Team	Result	Record	GF-GA	Scorers	GW Goal	PP	PK	SF-SA	W/L Gldtr	Attend.
1	10/9/2014	@ MIN	L	00-01-00	0-5	-	29	0-4	2-2	16-48	35 / 1	19098+
2	10/11/2014	MIN	L	00-02-00	0-3	-	3	0-3	6-6	30-34	35 / 1	18139+
3	10/13/2014	@ BOS	W	01-02-00	2-1	11,48	48	0-3	2-3	30-28	20 / 72	17565+
4	10/14/2014	@ TOR	O*	01-02-01	2-3	90,9	81	0-3	5-5	24-40	34 / 1	18754
5	10/16/2014	@ OTT	L	01-03-01	3-5	40,7s,92p	16	1-5	6-7	31-28	41 / 31	19913+
6	10/18/2014	@ MTL	L	01-04-01	2-3	40,9	76	0-4	2-3	34-36	31 / 31	21287+
7	10/21/2014	FLA	O*	01-04-02	3-4	4p,92p,40	24	2-5	1-2	33-36	1 / 20	14440
8	10/24/2014	VAN	W	02-04-02	7-3	12,11,6p,48,9,92,12	48	1-4	3-3	48-29	1 / 31	17119
9	10/26/2014	@ WPG	O*	02-04-03	1-2	11p	18	1-4	4-4	23-28	31 / 1	15016+
10	10/28/2014	SJS	O**	02-04-04	2-3	40s,92	12	0-3	4-4	33-51	31 / 1	14552
11	10/30/2014	NYI	W	03-04-04	5-0	55,29p,24,29,6	55	1-2	6-6	23-40	1 / 30	12892
12	11/1/2014	@ STL	O**	03-04-05	2-3	90p,29p	10	2-4	3-3	29-29	1 / 1	17498
13	11/2/2014	ANA	L	03-05-05	2-3	45,29	4	0-3	5-5	18-33	30 / 1	15310
14	11/4/2014	VAN	L	03-06-05	2-5	7,11	13	0-5	4-4	22-37	30 / 1	13221
15	11/6/2014	TOR	W**	04-06-05	4-3	2,40,9	9	0-3	1-2	34-38	20 / 45	15036
16	11/8/2014	@ PHI	L	04-07-05	3-4	25,40,22	28	0-4	3-6	39-27	35 / 20	19792+
17	11/11/2014	@ NYI	L	04-08-05	0-6	-	2	0-3	5-6	20-46	41 / 1	12888
18	11/13/2014	@ NYR	W**	05-08-05	4-3	9,40,29p	40	1-2	3-3	29-33	1 / 30	18006+
19	11/15/2014	@ NJD	W	06-08-05	3-2	7,6,9	9	0-3	2-2	29-25	1 / 35	15626
20	11/20/2014	WSH	L	06-09-05	2-3	48,4	8	0-0	1-1	29-23	70 / 20	16476
21	11/22/2014	CAR	W	07-09-05	4-3	22,6,12,22	22	0-4	0-0	35-27	31 / 30	17208
22	11/25/2014	@ ARI	W*	08-09-05	4-3	92,92,9,48	48	0-2	1-1	35-33	31 / 41	12163
23	11/26/2014	CHI	L	08-10-05	2-3	25,90	29	0-2	4-6	29-45	50 / 31	18007+
24	11/29/2014	DAL	W	09-10-05	5-2	48,12,40,9p,92p	40	2-7	3-3	47-24	31 / 29	15761
25	12/1/2014	MTL	L	09-11-05	3-4	48,90,4	67	0-1	1-2	29-30	31 / 31	14038
26	12/4/2014	@ CGY	O*	09-11-06	3-4	9,2,40	23	0-1	2-3	29-25	31 / 1	18651
27	12/5/2014	@ WPG	L	09-12-06	2-6	12,12p	16	1-4	3-3	22-37	34 / 1	15016+
28	12/9/2014	NSH	L	09-13-06	0-3	-	9	0-2	6-6	26-36	35 / 31	12689
29	12/11/2014	WPG	W**	10-13-06	4-3	9,12,90	29	0-4	2-4	26-33	31 / 31	14300
30	12/13/2014	STL	O*	10-13-07	2-3	6p,6	74	1-6	4-5	25-42	34 / 31	17806
31	12/18/2014	@ PIT	O*	10-13-08	0-1	-	17	0-2	2-2	29-48	29 / 31	18603+
32	12/20/2014	@ BUF	W	11-13-08	5-1	6,55s,40,7p,40	55	1-3	4-4	23-29	31 / 1	18831
33	12/21/2014	@ DET	W**	12-13-08	2-1	6p	12	1-2	3-4	23-35	31 / 34	20027
34	12/23/2014	STL	W	13-13-08	5-0	6,22p,40,90p,12	6	2-6	3-3	41-26	1 / 34	17634
35	12/27/2014	CHI	L	13-14-08	2-5	29,6	7	0-3	2-4	25-33	50 / 31	18085+
36	12/29/2014	@ STL	L	13-15-08	0-3	-	23	0-1	1-1	16-25	30 / 1	19749+
37	12/31/2014	PHI	W*	14-15-08	4-3	5,71,12p,90	90	1-4	3-5	33-29	1 / 35	18007+
38	1/2/2015	EDM	W**	15-15-08	2-1	48	9	0-2	2-3	28-28	1 / 30	16050
39	1/4/2015	CBJ	L	15-16-08	3-4	12,92,55	58	0-4	3-3	29-27	30 / 1	14780
40	1/6/2015	@ CHI	W	16-16-08	2-0	29,25	29	0-2	2-2	24-54	1 / 50	21492+
41	1/8/2015	OTT	W	17-16-08	5-2	12,17,6,12p,48	6	1-2	4-4	21-38	1 / 41	14697
42	1/10/2015	DAL	W	18-16-08	4-3	6,7,29,9	9	0-3	6-6	30-40	1 / 32	18007+
43	1/12/2015	@ WSH	L	18-17-08	1-2	40p	8	1-2	2-3	32-38	70 / 1	18506+
44	1/13/2015	@ CAR	O**	18-17-09	2-3	9,7	49	0-1	1-1	30-46	31 / 31	12965
45	1/15/2015	@ FLA	W	19-17-09	4-2	4,92,2p,12	2	1-5	2-3	29-32	1 / 1	9584
46	1/17/2015	@ TBL	O**	19-17-10	2-3	90,29	24	0-3	0-1	42-31	30 / 1	19204+
47	1/19/2015	@ STL	L	19-18-10	1-3	9	17	0-3	1-2	18-30	1 / 1	19187+
48	1/21/2015	BOS	W**	20-18-10	3-2	12,90	29	0-5	2-2	36-24	1 / 40	16832
49	1/27/2015	@ NSH	O*	20-18-11	3-4	55,12,2	15	0-2	1-2	24-39	30 / 1	15566
50	1/30/2015	NSH	W	21-18-11	3-0	25,12,92	25	0-4	2-2	28-23	1 / 39	18064+
51	2/3/2015	@ DAL	W**	22-18-11	3-2	90,4	25	0-2	2-3	24-32	1 / 32	16521
52	2/5/2015	DET	L	22-19-11	0-3	-	8	0-3	1-2	28-29	34 / 1	18087+
53	2/7/2015	@ MIN	L	22-20-11	0-1	-	3	0-2	3-3	18-29	40 / 1	19244+
54	2/8/2015	@ WPG	L	22-21-11	3-5	4,9,40	18	0-3	3-5	28-29	31 / 1	15016+
55	2/12/2015	NYR	L	22-22-11	3-6	92,12,8	62	0-4	1-2	29-31	33 / 1	17378
56	2/14/2015	DAL	W	23-22-11	4-1	92,40,12,45	40	0-1	3-3	30-25	1 / 1	18087+
57	2/16/2015	ARI	W	24-22-11	5-2	55,9,2p,4,92	2	1-3	1-1	34-17	1 / 43	14132

TEAM GAME-BY-GAME

#	Date	Team	Result	Record	GF-GA	Scorers	GW				W/L		
							Goal	PP	PK	SF-SA	Gltdr	Attend.	
58	2/18/2015	LAK	L	24-23-11	1-4	92	73	0-3	3-4	43-26	32 / 1	15786	
59	2/20/2015	@ CHI	W	25-23-11	4-1	4,92p,4p,17	92	2-3	2-2	30-28	1 / 50	22103+	
60	2/22/2015	TBL	W	26-23-11	5-4	29,29,9,29,40	40	0-1	3-3	18-32	1 / 88	17385	
61	2/24/2015	@ NSH	L	26-24-11	2-5	29,7p	59	1-4	2-2	20-41	35 / 1	17113+	
62	2/27/2015	@ DAL	W**	27-24-11	5-4	4,12,5,92	90	0-3	3-3	23-36	1 / 32	15431	
63	2/28/2015	MIN	L	27-25-11	1-3	25	14	0-7	4-4	34-32	40 / 1	18087+	
64	3/4/2015	PIT	W	28-25-11	3-1	12p,29,92	29	1-3	1-1	22-29	1 / 29	16905	
65	3/7/2015	@ CBJ	W	29-25-11	4-0	12p,92p,9,40	12	2-6	2-2	33-44	1 / 30	16599	
66	3/8/2015	@ MIN	W	30-25-11	3-2	55,22,92p	92	1-3	2-2	21-34	1 / 40	19119+	
67	3/10/2015	LAK	L	30-26-11	2-5	4,40	13	0-3	2-3	23-30	32 / 31	15724	
68	3/12/2015	NJD	W**	31-26-11	2-1	12	12	0-3	2-2	29-24	1 / 35	14607	
69	3/14/2015	CGY	W	32-26-11	3-2	40p,90,7	7	1-1	3-3	26-31	1 / 31	18007+	
70	3/19/2015	@ ARI	W	33-26-11	5-2	90,12,13,9,92	13	0-2	1-1	29-30	1 / 35	11684	
71	3/20/2015	@ ANA	O*	33-26-12	2-3	12,90s	10	0-1	3-3	24-40	31 / 1	17313+	
72	3/23/2015	@ CGY	L	33-27-12	2-3	40,92	17	0-3	1-1	27-26	31 / 1	18613	
73	3/25/2015	@ EDM	L	33-28-12	3-4	12p,40,90	8	1-5	0-1	44-34	30 / 20	16839+	
74	3/26/2015	@ VAN	W	34-28-12	4-1	12,40,92p,7p	40	2-5	3-4	38-34	20 / 31	18870+	
75	3/28/2015	BUF	W	35-28-12	5-3	24,7,4,9,17	9	0-1	3-3	22-38	1 / 31	18007+	
76	3/30/2015	EDM	L	35-29-12	1-4	90	19	0-1	0-0	30-36	32 / 1	15493	
77	4/1/2015	@ SJS	L	35-30-12	1-5	9p	50	1-2	1-1	20-30	32 / 20	17562+	
78	4/3/2015	@ ANA	W	36-30-12	4-2	7,92p,9,45	9	1-4	3-3	23-37	20 / 36	17201+	
79	4/4/2015	@ LAK	L	36-31-12	1-3	90	27	0-1	0-0	10-26	32 / 1	18230+	
80	4/7/2015	NSH	W	37-31-12	3-2	12,90,38	38	0-2	2-3	23-42	1 / 35	13561	
81	4/9/2015	WPG	W**	38-31-12	1-0	-	90	0-1	4-4	21-41	20 / 31	14802	
82	4/11/2015	CHI	W	39-31-12	3-2	55,12p,12p	12	2-2	0-0	24-30	1 / 33	18049+	

* - Overtime decision

** - Shootout decision

SCORING SUMMARY

Player	GP	G	A	P	+/-	PIM	PPG	SHG	GW	S	S%	TOI/GP	FO%	
Jarome Iginla	82	29	30	59	0	42	8	0	2	189	15.3	18:08	44.5	
Gabriel Landeskog	82	23	36	59	-2	79	8	0	2	214	10.7	18:30	35.6	
Alex Tanguay	80	22	33	55	-1	40	2	1	4	104	21.2	18:09	42.9	
Matt Duchene	82	21	34	55	3	16	2	0	4	207	10.1	18:34	52.2	
Ryan O'Reilly	82	17	38	55	-5	12	2	1	1	171	9.9	19:43	53.4	
Tyson Barrie	80	12	41	53	5	26	2	0	0	139	8.6	21:21	0.0	
Nathan MacKinnon	64	14	24	38	-7	34	3	0	2	192	7.3	17:02	47.0	
John Mitchell	68	11	15	26	-9	32	3	1	1	105	10.5	15:51	50.9	
Erik Johnson	47	12	11	23	2	33	3	0	2	115	10.4	24:25	0.0	
Zach Redmond	59	5	15	20	-1	24	1	0	1	93	5.4	17:08	0.0	
Max Talbot	COL	63	5	10	15	2	27	0	0	1	73	6.8	14:00	49.0
Nate Guenin	76	2	13	15	-1	32	0	0	0	38	5.3	16:50	0.0	
Nick Holden	78	5	9	14	-11	28	2	0	2	94	5.3	19:48	0.0	
Brad Stuart	65	3	10	13	-4	16	0	0	0	64	4.7	20:21	100.0	
Jan Hejda	81	1	12	13	-12	42	0	0	0	84	1.2	20:39	0.0	
Daniel Briere	57	8	4	12	-7	18	0	0	3	69	11.6	12:07	54.2	
Cody McLeod	82	7	5	12	-2	191	0	1	2	94	7.4	11:11	11.1	
Dennis Everberg	55	3	9	12	-7	10	0	0	0	62	4.8	11:48	0.0	
Marc-Andre Cliche	74	2	5	7	-2	17	0	0	0	68	2.9	10:36	51.3	
Jamie McGinn	19	4	2	6	-9	6	1	0	0	36	11.1	14:46	100.0	
Joey Hishon	13	1	1	2	-1	0	0	0	1	19	5.3	10:06	44.9	
Borna Rendulic	11	1	1	2	1	6	0	0	0	6	16.7	9:24	0.0	
Freddie Hamilton	COL	17	1	0	1	-1	0	0	0	1	11	9.1	7:31	39.0
	NHL	18	1	0	1	-2	0	0	1	11	9.1	7:34	39.3	
Paul Carey	COL	10	0	1	1	2	0	0	0	5	0	7:52	0.0	
Tomas Vincour	7	0	1	1	-1	2	0	0	0	2	0	7:10	0.0	
Michael Sgarbossa	COL	3	0	1	1	0	10	0	0	2	0	7:05	45.0	
Andrew Agozzino	1	0	1	1	1	0	0	0	0	1	0	9:45	0.0	
Jordan Caron	COL	19	0	0	0	-1	2	0	0	8	0	8:05	0.0	
	NHL	30	0	0	0	-2	18	0	0	12	0	8:02	0.0	
Stefan Elliott	5	0	0	0	-2	2	0	0	0	10	0	13:56	0.0	
Karl Stollery	COL	5	0	0	0	3	2	0	0	3	0	11:25	0.0	
Ben Street	3	0	0	0	0	0	0	0	0	4	0	11:35	53.1	
Ryan Wilson	3	0	0	0	-3	0	0	0	0	3	0	11:12	0.0	
Duncan Siemens	1	0	0	0	0	0	0	0	0	0	0	14:00	0.0	
Patrick Bordeleau	1	0	0	0	0	0	0	0	0	0	0	6:46	0.0	
Colin Smith	1	0	0	0	0	0	0	0	0	1	0	6:06	40.0	

Player	GP	GS	W	L	OT	SO	SA	Sv	GA	GAA	Sv%	TOI	EN	G	A	PIM
Semyon Varlamov	57	57	28	20	8	5	1791	1650	141	2.56	.921	3307	7	0	0	4
Calvin Pickard	16	13	6	7	3	0	511	476	35	2.35	.932	895	4	0	0	0
Reto Berra	19	12	5	4	1	1	403	370	33	2.65	.918	748	3	0	0	0

SEASON BREAKDOWN

TEAM RECORDS

Overall record	39 - 31 - 12	OT Record - This Season	12 - 12
Home record	23 - 15 - 3	OT Record - Franchise	162 - 133 - 204
Road record	16 - 16 - 9	Shootouts - This Season	10 - 4
Last 5 Games	4 - 1 - 0	Shootouts - Franchise	63 - 35
Last 10 Games	6 - 4 - 0	Outshooting opponent	15 - 8 - 2
1-Goal Games	21 - 11 - 12	Outshot by opponent	23 - 23 - 9
2-Goal Games	5 - 5	Even shots	1 - 0 - 1
3-Goal Games	13 - 15	vs. Atlantic	9 - 4 - 3
Scoring first	25 - 10 - 2	vs. Metropolitan	8 - 6 - 2
Opponent scoring first	14 - 21 - 10	vs. EASTERN CONFERENCE	17 - 10 - 5
Leading after 1 period	16 - 6 - 1	vs. Central	14 - 12 - 4
Trailing after 1 period	8 - 14 - 6	vs. Pacific	8 - 9 - 3
Tied after 1 period	15 - 11 - 5	vs. WESTERN CONFERENCE	22 - 21 - 7
Leading after 2 periods	23 - 2 - 2		
Trailing after 2 periods	6 - 27 - 3		
Tied after 2 periods	10 - 2 - 7		

MONTH-BY-MONTH RECORDS

	W	L	OT	PTS
October	3	4	4	10
November	6	6	1	13
December	5	5	3	13
January	7	3	3	17
February	6	7	0	12
March	8	4	1	17
April	4	2	0	8
Totals	39	31	12	90

GOALS BY PERIOD

	1	2	3	OT	T	Avg
Colorado Avalanche	59	68	80	2	209	(2.5 avg.)
Opponents	63	72	80	8	223	(2.7 avg.)

SHOTS BY PERIOD

	1	2	3	OT	T	Avg
Colorado Avalanche	675	803	749	59	2286	(27.9 avg.)
Opponents	861	936	863	59	2719	(33.2 avg.)

POWER PLAY

	G	Att	Pct	Rank
Overall	37	247	15.0	(29th NHL)
Home	16	126	12.7	(30th NHL)
Road	21	121	17.4	(15th NHL)

2 SHORT HANDED GOALS ALLOWED (T-1st NHL)

PENALTY KILL

	G	Att	Pct	Rank
Overall	37	241	84.6	(5th NHL)
Home	18	129	86.0	(4th NHL)
Road	19	112	83.0	(7th NHL)

4 SHORT HANDED GOALS SCORED (T-18th NHL)

PENALTIES

GP	Min	Avg.	Rank
82	771	9.4	(14th NHL)

INDIVIDUAL LEADERS

Points	J. Iginla (59), G. Landeskog (59), A. Tanguay (55), M. Duchene (55), R. O'Reilly (55)
Goals	J. Iginla (29), G. Landeskog (23), A. Tanguay (22)
Assists	T. Barrie (41), R. O'Reilly (38), G. Landeskog (36)
PP Goals	J. Iginla (8), G. Landeskog (8), E. Johnson (3), N. MacKinnon (3), J. Mitchell (3)
SH Goals	A. Tanguay (1), J. Mitchell (1), C. McLeod (1), O'Reilly (1)
GW Goals	A. Tanguay (4), M. Duchene (4), D. Briere (3)
3+ Goals	N. MacKinnon (1)
PIM	C. McLeod (191), G. Landeskog (79), J. Hejda (42), J. Iginla (42)
Shots	G. Landeskog (214), M. Duchene (207), N. MacKinnon (192)
+/-	T. Barrie (+5), M. Duchene (+3), E. Johnson (+2)

SITUATIONAL GOALS

	FOR	AGAINST		FOR	AGAINST
5 on 5	160	161	3 on 4	0	1
5 on 4	31	1	3 on 5	0	2
5 on 3	5	0	4 on 5	4	32
4 on 4	3	12	Empty Net	6	14
4 on 3	0	0	Penalty Shots	0	0
3 on 3	0	0	Total	209	223

SPECIAL-TEAMS SCORING

POWER PLAY	G	A	P	SHORT HANDED	G	A	P
Gabriel Landeskog	8	9	17	Ryan O'Reilly	1	1	2
Tyson Barrie	2	14	16	Cody McLeod	1	0	1
Alex Tanguay	2	12	14	John Mitchell	1	0	1
Jarome Iginla	8	5	13	Alex Tanguay	1	0	1
Ryan O'Reilly	2	10	12	Jan Hejda	0	1	1
Nathan MacKinnon	3	4	7	Erik Johnson	0	1	1
Matt Duchene	2	5	7				
Erik Johnson	3	3	6				
Nick Holden	2	4	6				
Zach Redmond	1	5	6				
John Mitchell	3	1	4				
Jamie McGinn	1	0	1				
Brad Stuart	0	1	1				

SHOOTOUT

SHOOTER	G/S	PCT.	GDG	GOALTENDER	REC.	G/S	PCT.
Max Talbot	1 / 1	100.0	1	Reto Berra	2 - 0	1/4	.750
Nathan MacKinnon	6 / 9	66.7	2	Semyon Varlamov	6 - 3	10/33	.697
Jarome Iginla	2 / 3	66.7	2	Calvin Pickard	2 - 1	4/13	.692
Ryan O'Reilly	3 / 6	50.0	2				
Daniel Briere	1 / 2	50.0	0				
Matt Duchene	6 / 14	42.9	2				
Alex Tanguay	3 / 9	33.3	1				
Gabriel Landeskog	1 / 3	33.3	0				
John Mitchell	0 / 2	0.0	0				
Zach Redmond	0 / 1	0.0	0				
Tyson Barrie	0 / 2	0.0	0				

Sept. 18	Patrick Bordeleau, John Mitchell placed on Injured Non-Roster.	Dec. 4	Ben Street placed on IR (retroactive to Nov. 25).
Sept. 21	Gabriel Beaupre, Max Iafate, Markus Lauridsen, Joey Leach, Marcus Power reassigned to Lake Erie (AHL) training camp ... Oliver Cooper reassigned to Saint John (QMJHL), Duncan MacIntyre reassigned to Cape Breton (QMJHL), Nick Magyar reassigned to Kitchener (OHL), Spencer Martin reassigned to Mississauga (OHL), Kyle Wood reassigned to North Bay (OHL) ... Wilhelm Westlund reassigned to Vita Hasten (Sweden).	Dec. 6	Michael Sgarbossa, Tomas Vincour reassigned to Lake Erie (AHL).
Sept. 23	Sami Aittokallio, Troy Bourke, Paul Carey, Trevor Cheek, Nate Condon, Cody Corbett, Mitchell Heard, Garrett Meurs, Michael Sgarbossa, Colin Smith, Karl Stollery, Francois Tremblay reassigned to Lake Erie (AHL) training camp ... Chris Bigras reassigned to Owen Sound (OHL), Conner Bleackley reassigned to Red Deer (WHL), Mason Geertsen reassigned to Vancouver (WHL) ... Kenny Ryan released from his professional tryout contract.	Dec. 8	Paul Carey, Calvin Pickard recalled from Lake Erie (AHL).
Sept. 29	Cody McLeod signed to a three-year contract extension through the 2017-18 season and Brad Stuart signed to a two-year extension through the 2016-17 campaign ... Stefan Elliott, Roman Will reassigned to Lake Erie (AHL) training camp.	Dec. 9	Borna Rendulic recalled from Lake Erie (AHL).
Oct. 1	Bruno Gervais, Samuel Henley, Joey Hishon, Daniel Maggio, Maxim Noreau, Calvin Pickard, Michael Schumacher, Duncan Siemens reassigned to Lake Erie (AHL) training camp ... Alexis Pepin reassigned to Gatineau (QMJHL).	Dec. 11	John Mitchell placed on IR (retroactive to Nov. 29) ... Dennis Everberg activated from IR.
Oct. 6	Andrew Agozzino, Borna Rendulic reassigned to Lake Erie (AHL) ... Ben Street, Tomas Vincour placed on Injured Non-Roster.	Dec. 12	Paul Carey, Karl Stollery reassigned to Lake Erie (AHL).
Oct. 16	John Mitchell activated from Injured Non-Roster list ... Jesse Winchester placed on IR (retroactive to Sept. 30) ... Semyon Varlamov placed on IR (retroactive to Oct. 14) ... Calvin Pickard recalled from Lake Erie (AHL).	Dec. 14	Borna Rendulic reassigned to Lake Erie (AHL) ... Brad Stuart activated from IR ... Patrick Bordeleau activated from Injured Non-Roster list.
Oct. 17	Sami Aittokallio recalled from Lake Erie (AHL) ... Dennis Everberg reassigned to Lake Erie (AHL).	Dec. 17	Semyon Varlamov placed on IR (retroactive to Dec. 5).
Oct. 22	Sami Aittokallio reassigned to Lake Erie (AHL).	Dec. 20	John Mitchell activated from IR.
Oct. 23	Semyon Varlamov activated from IR ... Calvin Pickard reassigned to Lake Erie (AHL).	Dec. 23	Patrick Bordeleau placed on IR (retroactive to Dec. 20) ... Semyon Varlamov activated from IR.
Oct. 29	Dennis Everberg recalled from Lake Erie (AHL).	Dec. 28	Dennis Everberg, Calvin Pickard reassigned to Lake Erie (AHL).
Nov. 8	Ryan Wilson placed on IR (retroactive to Oct. 21).	Dec. 31	Borna Rendulic recalled from Lake Erie (AHL).
Nov. 17	Calvin Pickard recalled from Lake Erie (AHL).	Jan. 11	Reto Berra sent to Lake Erie (AHL) for conditioning assignment ... Calvin Pickard recalled from Lake Erie (AHL).
Nov. 21	Dennis Everberg placed on IR (retroactive to Nov. 20), Jamie McGinn placed on IR (retroactive to Nov. 15), Brad Stuart placed on IR (retroactive to Nov. 4) ... Andrew Agozzino, Ben Street, Tomas Vincour recalled from Lake Erie.	Jan. 13	Ben Street activated from IR.
Nov. 23	Andrew Agozzino reassigned to Lake Erie (AHL) ... Paul Carey recalled from Lake Erie (AHL).	Jan. 15	Dennis Everberg recalled from Lake Erie (AHL) ... Ben Street reassigned to Lake Erie (AHL).
Nov. 26	Semyon Varlamov placed on IR (retroactive to Nov. 15) ... Karl Stollery recalled from Lake Erie (AHL).	Jan. 16	Borna Rendulic placed on IR (retroactive to Jan. 15).
Nov. 27	Paul Carey, Karl Stollery reassigned to Lake Erie (AHL).	Jan. 22	Dennis Everberg, Calvin Pickard reassigned to Lake Erie (AHL).
Nov. 30	Michael Sgarbossa, Colin Smith recalled from Lake Erie (AHL).	Jan. 24	Reto Berra returned from conditioning assignment at Lake Erie (AHL).
Dec. 2	Semyon Varlamov activated from IR ... Calvin Pickard, Colin Smith reassigned to Lake Erie (AHL).	Jan. 25	Dennis Everberg recalled from Lake Erie (AHL).
Dec. 3	Karl Stollery recalled from Lake Erie (AHL).	Jan. 26	Erik Johnson placed on IR (retroactive to Jan. 21).
		Jan. 28	Stefan Elliott recalled from Lake Erie (AHL).
		Feb. 6	Karl Stollery recalled from Lake Erie (AHL).
		Feb. 9	Karl Stollery reassigned to Lake Erie (AHL).
		Feb. 13	Paul Carey recalled from Lake Erie (AHL).
		Feb. 25	Stefan Elliott reassigned to Lake Erie (AHL).
		Feb. 28	Karl Stollery recalled from Lake Erie (AHL).
		March 2	Karl Stollery, Paul Carey reassigned to Lake Erie (AHL) ... Jordan Caron acquired from Boston along with a sixth-round selection in the 2016 NHL Draft in exchange for Paul Carey and Maxime Talbot ... Freddie Hamilton acquired from San Jose in exchange for Karl Stollery ... Mat Clark acquired from Anaheim in exchange for Michael Sgarbossa ... Hamilton and Clark report to the Lake Erie Monsters (AHL) ... Joey Hishon recalled from Lake Erie (AHL).
		March 7	Freddie Hamilton recalled from Lake Erie (AHL).
		March 9	Calvin Pickard recalled from Lake Erie (AHL).
		March 12	Calvin Pickard reassigned to Lake Erie (AHL) ... Stefan Elliott recalled from Lake Erie (AHL) ... Stefan Elliott reassigned to Lake Erie (AHL).
		March 24	Mason Geertsen signed to three-year, entry-level contract.
		April 10	Duncan Siemens recalled from Lake Erie (AHL).
		April 11	Freddie Hamilton, Joey Hishon, Duncan Siemens reassigned to Lake Erie (AHL).

PLAYER	GM	DATES
Tyson Barrie	2	hip (Feb. 5-7)
Reto Berra	1	neck (Oct. 18)
Patrick Bordeleau	80	back (30 games, Oct. 9 - Dec. 13), knee (50 games, Dec. 21 - April 11)
Daniel Briere	8	foot (March 25 - April 7)
Paul Carey	1	illness (Dec. 11)
Marc-Andre Cliche	5	oblique (Dec. 1-11)
Dennis Everberg	10	shoulder (8 games, Nov. 22 - Dec. 9), shoulder (2 games, April 9-11)
Jan Hejda	1	knee (Feb. 22)
Joey Hishon	6	neck (March 7), neck/elbow (5 games, March 10-20)
Erik Johnson	35	neck (Nov. 26), knee (34 games, Jan. 27 - April 11)
Nathan MacKinnon	18	foot (March 7 - April 11)
Jamie McGinn	63	back (Nov. 20 - April 11)
John Mitchell	14	head (4 games, Oct. 9-14), leg (3 games, Nov. 22-26), leg (7 games, Dec. 1-20)
Borna Rendulic	37	leg (Jan. 17 - April 11)
Brad Stuart	17	hamstring (16 games, Nov. 6 - Dec. 13), leg (April 11)
Ben Street	21	hand (Nov. 26 - Jan. 12)
Alex Tanguay	2	facial fracture (Nov. 22-25)
Semyon Varlamov	16	groin (3 games, Oct. 16-21), groin (6 games, Nov. 20 - Dec. 1), groin (6 games, Dec. 9-21), groin (March 10)
Ryan Wilson	76	head (Oct. 14), shoulder (75 games, Oct. 24 - April 11)
Jesse Winchester	82	head (Oct. 9 - April 11)
TOTAL	495	(2nd in NHL)

PLAYER GAME-BY-GAME

Date	Opp.	HOLDEN #2	STOLLERY #3	BARRIE #4	GUENIN #5	JOHNSON #6
Oct 9	@ MIN	0-0,2/-2 20:02	MIN	0-0,2/-3 21:06	0-0,0/-1 14:49	0-0,0/-1 22:50
Oct 11	Vs MIN	0-0,2/-1 24:57	MIN	0-0,4/-1 23:12	DNP	0-0,1/0 07:02
Oct 13	@ BOS	0-0,2/0 21:14	MIN	0-1,4/1 22:50	DNP	0-0,1/1 24:56
Oct 14	@ TOR	0-0,0/0 22:08	MIN	0-0,1/-1 16:55	0-0,1/-1 17:29	0-1,3/1 26:27
Oct 16	@ OTT	0-0,0/-1 20:47	MIN	0-0,2/-2 19:23	0-0,3/1 16:33	0-0,3/-2 24:23
Oct 18	@ MTL	0-0,1/-1 18:54	MIN	0-1,0/1 24:25	0-0,1/0 12:13	0-0,2/1 27:39
Oct 21	Vs FLA	0-1,1/-2 18:11	MIN	1-0,2/-1 21:08	DNP	0-0,3/0 27:20
Oct 24	Vs VAN	0-1,1/-1 19:44	MIN	0-3,2/-1 22:15	DNP	1-1,3/2 18:55
Oct 26	@ WPG	0-0,0/0 22:38	MIN	0-1,3/-1 22:32	DNP	0-0,1/-1 16:47
Oct 28	Vs SJS	0-0,0/-1 23:41	MIN	0-0,2/0 19:42	DNP	0-1,5/1 26:00
Oct 30	Vs NYI	0-0,0/-1 23:01	MIN	0-0,0/2 15:13	0-0,0/1 16:51	1-1,4/2 20:20
Nov 1	@ STL	0-0,1/-2 22:31	MIN	0-0,1/0 19:51	0-0,0/0 14:49	0-2,4/0 25:58
Nov 2	Vs ANA	0-0,1/0 19:46	MIN	0-1,1/1 20:18	0-1,0/0 12:33	0-0,1/-2 23:19
Nov 4	Vs VAN	0-0,1/-2 24:13	MIN	0-0,1/-3 16:44	0-0,0/-1 18:30	0-1,1/1 24:36
Nov 6	Vs TOR	1-0,1/1 21:12	MIN	0-1,1/0 20:08	0-0,1/-1 15:29	0-2,0/2 25:26
Nov 8	@ PHI	0-0,3/0 20:20	MIN	0-1,2/2 20:58	0-0,0/1 14:12	0-0,2/-1 22:21
Nov 11	@ NYI	0-0,0/-2 18:24	MIN	0-0,2/-1 20:13	0-0,1/-1 16:45	0-0,3/-2 23:35
Nov 13	@ NYR	0-0,3/-2 23:49	MIN	0-2,1/2 18:27	0-0,0/1 16:10	0-1,2/0 28:03
Nov 15	@ NJD	0-0,0/-2 13:17	MIN	0-1,2/2 20:24	0-0,1/1 15:37	1-0,2/2 30:25
Nov 20	Vs WSH	0-0,0/0 18:05	MIN	1-0,3/-1 21:33	0-0,0/0 17:45	0-0,2/-1 23:48
Nov 22	Vs CAR	0-0,3/1 16:32	MIN	0-0,2/-1 22:26	0-0,0/0 15:22	1-0,4/0 25:00
Nov 25	@ ARI	0-0,0/0 19:32	MIN	0-1,2/2 21:20	0-0,0/-1 19:48	0-1,3/1 24:45
Nov 26	Vs CHI	0-1,1/0 22:49	0-0,1/1 12:29	0-0,1/0 22:32	0-0,0/0 18:40	INJ
Nov 29	Vs DAL	0-0,3/-1 14:18	MIN	0-3,5/3 23:44	0-1,0/3 18:56	0-0,7/-1 22:56
Dec 1	Vs MTL	0-0,3/-1 15:27	MIN	0-1,0/2 24:59	0-1,0/1 19:02	0-0,3/-1 23:13
Dec 4	@ CGY	1-0,2/1 08:21	0-0,0/2 12:23	0-1,2/-2 22:24	0-0,0/-1 18:03	0-0,2/-1 28:28
Dec 5	@ WPG	0-0,1/0 14:39	0-0,0/0 17:34	0-0,0/-2 20:11	0-0,2/-1 14:14	0-0,4/-4 21:15
Dec 9	Vs NSH	0-0,0/-1 08:11	0-0,1/0 06:39	0-0,3/-2 20:06	0-0,0/0 19:15	0-0,1/-1 23:46
Dec 11	Vs WPG	0-0,0/0 11:30	0-0,1/0 08:01	0-0,2/0 21:34	0-0,1/0 16:05	0-0,1/2 28:35
Dec 13	Vs STL	0-1,1/0 22:07	MIN	0-0,2/-2 18:05	0-0,0/-1 17:09	2-0,4/0 23:38
Dec 18	@ PIT	0-0,0/0 04:26	MIN	0-0,0/0 16:51	0-0,0/-1 14:56	0-0,2/0 24:26
Dec 20	@ BUF	DNP	MIN	0-0,0/0 18:20	0-0,1/-1 16:44	1-1,2/2 26:23
Dec 21	@ DET	DNP	MIN	0-1,0/0 19:23	0-0,0/0 17:52	1-1,0/0 27:17
Dec 23	Vs STL	DNP	MIN	0-0,1/1 18:33	0-0,1/1 16:35	1-0(W),4/1 25:31
Dec 27	Vs CHI	DNP	MIN	0-0,5/-1 22:14	0-0,0/0 15:41	0-1,3/0 26:13
Dec 29	@ STL	0-0,1/0 08:18	MIN	0-0,1/-1 20:05	0-0,0/0 16:35	0-0,1/-1 23:35
Dec 31	Vs PHI	0-1,2/1 16:16	MIN	0-1,3/2 20:52	1-0,1/1 17:11	0-0,1/-1 26:55
Jan 2	Vs EDM	0-0,3/0 16:39	MIN	0-1,2/1 21:56	0-0,0/0 12:20	0-0,4/1 28:23
Jan 4	Vs CBJ	0-0,0/-1 17:55	MIN	0-1,0/2 18:02	0-0,2/1 12:39	0-0,5/-2 26:34
Jan 6	@ CHI	0-0,2/1 17:51	MIN	0-0,3/0 14:15	0-0,0/0 14:02	0-0,1/1 26:36
Jan 8	Vs OTT	0-1,0/0 19:00	MIN	0-1,1/0 18:59	0-1,1/1 16:34	1-0(W),4/0 21:02
Jan 10	Vs DAL	0-0,1/0 18:39	MIN	0-0,1/1 19:07	0-1,0/0 17:14	1-0,2/1 21:19
Jan 12	@ WSH	0-0,1/0 18:05	MIN	0-1,3/0 22:40	0-0,0/0 11:24	0-0,2/-1 27:18
Jan 13	@ CAR	0-0,2/-1 15:14	MIN	0-0,0/0 26:01	0-0,1/0 16:59	0-0,4/2 27:19
Jan 15	@ FLA	1-0(W),2/1 20:28	MIN	1-1,3/0 20:10	0-1,0/0 13:09	0-0,0/1 24:19
Jan 17	@ TBL	0-0,1/-1 20:41	MIN	0-0,2/1 24:58	0-0,0/0 15:56	0-1,4/2 25:21
Jan 19	@ STL	0-0,0/0 16:48	MIN	0-0,1/-1 21:59	0-0,0/-1 15:00	0-0,0/0 24:29
Jan 21	Vs BOS	0-1,0/1 18:54	MIN	0-0,2/0 18:10	0-0,1/1 12:20	0-0,1/0 22:57
Jan 27	@ NSH	1-0,2/-1 19:37	MIN	0-1,0/1 23:55	0-0,0/0 18:56	INJ
Jan 30	Vs NSH	0-0,2/1 19:19	MIN	0-0,0/0 21:33	0-0,0/0 19:50	INJ
Feb 3	@ DAL	0-1,3/2 21:48	MIN	1-0,3/0 25:14	0-0,0/-1 17:07	INJ
Feb 5	Vs DET	0-0,2/-1 21:18	MIN	INJ	0-0,2/0 15:59	INJ
Feb 7	@ MIN	0-0,1/0 22:21	DNP	INJ	0-0,1/0 17:33	INJ
Feb 8	@ WPG	0-0,0/1 19:20	DNP	0-1,0/1 23:44	0-1,2/-1 16:34	INJ
Feb 12	Vs NYR	0-0,0/0 20:14	MIN	0-0,4/0 20:47	0-0,1/2 13:44	INJ
Feb 14	Vs DAL	0-0,0/1 23:26	MIN	0-0,0/2 19:46	0-1,2/1 16:38	INJ
Feb 16	Vs ARI	1-0(W),3/0 20:47	MIN	1-0,2/0 18:50	0-0,3/0 17:30	INJ
Feb 18	Vs LAK	0-0,0/-1 19:10	MIN	0-0,6/0 24:57	0-0,1/0 19:27	INJ
Feb 20	@ CHI	0-0,1/1 22:38	MIN	2-1,4/0 21:18	0-0,0/0 16:00	INJ
Feb 22	Vs TBL	0-0,2/-1 22:14	MIN	0-1,1/1 22:57	0-0,0/2 20:18	INJ
Feb 24	@ NSH	0-0,3/0 24:53	MIN	0-0,1/-3 21:38	0-0,0/-1 17:58	INJ
Feb 27	@ DAL	0-0,1/-1 25:52	MIN	1-2,5/3 22:56	1-2,2/2 20:43	INJ
Feb 28	Vs MIN	0-1,1/0 20:46	DNP	0-0,3/-1 26:00	0-0,0/0 14:10	INJ
Mar 4	Vs PIT	0-0,0/-1 21:58	Traded	0-1,4/1 22:39	0-0,0/0 19:34	INJ
Mar 7	@ CBJ	0-0,2/0 20:18		0-3,0/1 17:59	0-1,0/1 17:27	INJ
Mar 8	@ MIN	0-0,0/-1 23:16		0-0,1/0 19:30	0-0,0/0 18:27	INJ
Mar 10	Vs LAK	0-0,0/-1 20:22		1-0,2/1 25:04	0-0,1/2 16:49	INJ
Mar 12	Vs NJD	0-0,2/1 21:43		0-0,1/0 23:41	0-0,0/0 22:01	INJ
Mar 14	Vs CGY	0-0,2/1 24:04		0-2,1/0 21:51	0-1,0/0 19:21	INJ
Mar 19	@ ARI	0-0,2/2 22:49		0-0,0/0 19:01	0-0,1/-2 15:04	INJ
Mar 20	@ ANA	0-0,1/0 23:08		0-0,1/-1 21:43	0-0,0/-1 20:24	INJ
Mar 23	@ CGY	0-0,1/-3 19:57		0-0,2/1 26:24	0-0,0/1 15:32	INJ
Mar 25	@ EDM	0-0,2/0 16:21		0-1,5/1 28:44	0-0,0/1 16:46	INJ
Mar 26	@ VAN	0-0,2/0 22:06		0-1,1/1 23:15	0-0,0/1 17:04	INJ
Mar 28	Vs BUF	0-0,0/2 22:31		1-0,2/0 18:42	0-0,1/-3 13:26	INJ
Mar 30	Vs EDM	0-0,1/0 21:19		0-0,1/-3 21:14	0-1,1/-1 15:18	INJ
Apr 1	@ SJS	0-0,2/0 22:41		0-0,1/-2 21:06	0-0,0/-3 18:16	INJ
Apr 3	@ ANA	0-0,3/1 21:07		0-2,1/1 20:00	0-0,0/1 20:42	INJ
Apr 4	@ LAK	0-0,0/1 24:28		0-0,0/1 25:04	0-0,0/-1 17:05	INJ
Apr 7	Vs NSH	0-0,2/1 23:40		0-1,1/1 21:04	0-0,1/0 20:00	INJ
Apr 9	Vs WPG	0-0,1/0 28:08		0-0,0/0 28:09	0-0,0/0 25:18	INJ
Apr 11	Vs CHI	0-0,2/0 21:44		0-1,1/0 23:16	0-0,0/-1 19:43	INJ

Date	Opp.	MITCHELL #7	HEJDA #8	DUCHENE #9	STREET #10	MCGINN #11
Oct 9	@ MIN	INJ	0-0,1/-1 17:09	0-0,1/0 19:56	MIN	0-0,0/-3 12:30
Oct 11	Vs MIN	INJ	0-0,0/0 20:49	0-0,3/0 18:13	MIN	0-0,0/-1 12:56
Oct 13	@ BOS	INJ	0-1,2/2 22:00	0-1,3/1 17:19	MIN	1-0,3/1 13:10
Oct 14	@ TOR	INJ	0-0,0/-1 17:51	0-0,3/-1 19:17	MIN	0-1,0/0 13:21
Oct 16	@ OTT	1-0,2/-1 13:02	0-0,0/0 17:01	0-0,2/-1 16:36	MIN	0-0,1/-3 14:55
Oct 18	@ MTL	0-1,0/1 12:43	0-0,0/0 16:13	1-0,10/0 20:51	MIN	0-0,2/0 17:55
Oct 21	Vs FLA	0-0,0/-1 15:25	0-0,2/0 24:33	0-1,3/0 22:03	MIN	0-0,4/-1 14:49
Oct 24	Vs VAN	0-0,2/0 11:45	0-1,2/2 16:55	1-2,6/2 19:19	MIN	1-0,4/2 15:54
Oct 26	@ WPG	0-0,0/0 14:12	0-0,0/-2 22:34	0-0,1/-2 18:30	MIN	0-1,1/0 15:01
Oct 28	Vs SJS	0-0,1/-1 13:52	0-2,2/0 24:27	0-0,3/0 22:43	MIN	0-0,0/0 14:45
Oct 30	Vs NYI	0-0,2/0 11:33	0-0,2/2 20:19	0-2,0/2 15:19	MIN	0-1,0/1 14:06
Nov 1	@ STL	0-0,1/0 13:19	0-0,0/0 23:50	0-0,2/-2 19:03	MIN	0-0,1/0 16:22
Nov 2	Vs ANA	0-1,0/1 15:18	0-0,0/-1 21:30	0-0,1/-1 18:58	MIN	0-0,2/-1 14:55
Nov 4	Vs VAN	1-0,2/0 12:04	0-0,0/-1 22:14	0-0,1/0 17:56	MIN	1-0,4/-1 15:11
Nov 6	Vs TOR	0-0,0/-1 15:02	0-0,1/0 23:40	1-0,5/0 20:45	MIN	0-0,3/0 17:00
Nov 8	@ PHI	0-0,1/2 12:34	0-0,1/0 19:39	0-0,3/0 19:35	MIN	0-0,5/0 15:33
Nov 11	@ NYI	0-0,1/-2 09:32	0-0,1/-1 19:59	0-0,1/-1 19:12	MIN	0-0,2/-2 17:16
Nov 13	@ NYR	0-0,3/-1 16:31	0-0,4/-1 26:32	1-1,2/1 18:45	MIN	0-0,2/0 12:48
Nov 15	@ NJD	1-0,4/0 16:37	0-0,0/1 24:34	1-0(W),4/1 17:13	MIN	0-0,2/-1 12:11
Nov 20	Vs WSH	0-0,0/0 17:42	0-0,2/-1 21:31	0-0,1/-2 20:15	MIN	INJ
Nov 22	Vs CAR	INJ	0-0,0/-1 20:48	0-0,2/-1 20:42	0-0,3/1 12:08	INJ
Nov 25	@ ARI	INJ	0-0,3/0 24:04	1-0,3/-1 20:28	0-0,1/-1 12:27	INJ
Nov 26	Vs CHI	INJ	0-0,0/0 22:35	0-0,4/0 18:55	INJ	INJ
Nov 29	Vs DAL	0-1,1/1 04:13	0-0,0/-2 21:00	1-1,6/0 20:43	INJ	INJ
Dec 1	Vs MTL	INJ	0-0,2/-1 21:34	0-1,2/1 19:57	INJ	INJ
Dec 4	@ CGY	INJ	0-0,0/0 25:31	1-0,3/1 19:02	INJ	INJ
Dec 5	@ WPG	INJ	0-0,0/-3 19:14	0-0,2/-1 18:55	INJ	INJ
Dec 9	Vs NSH	INJ	0-0,0/-1 23:24	0-0,1/-1 18:18	INJ	INJ
Dec 11	Vs WPG	INJ	0-1,0/1 22:18	1-1,3/2 21:03	INJ	INJ
Dec 13	Vs STL	INJ	0-0,1/1 19:38	0-0,3/-1 21:04	INJ	INJ
Dec 18	@ PIT	INJ	0-0,1/0 22:50	0-0,0/0 20:31	INJ	INJ
Dec 20	@ BUF	1-1,4/1 15:16	0-0,0/2 23:15	0-0,1/1 15:08	INJ	INJ
Dec 21	@ DET	0-0,5/0 18:20	0-0,0/0 23:23	0-0,3/0 16:44	INJ	INJ
Dec 23	Vs STL	0-1,2/2 16:59	0-0,3/1 20:03	0-1,5/1 16:47	INJ	INJ
Dec 27	Vs CHI	0-0,0/-2 15:30	0-0,2/0 21:59	0-0,1/0 15:52	INJ	INJ
Dec 29	@ STL	0-0,0/-1 18:28	0-0,1/-1 24:41	0-0,1/-1 15:03	INJ	INJ
Dec 31	Vs PHI	0-0,1/-1 16:20	0-0,3/-1 23:05	0-0,1/0 17:20	INJ	INJ
Jan 2	Vs EDM	0-0,3/0 17:03	0-0,2/0 25:27	0-1,1/1 18:31	INJ	INJ
Jan 4	Vs CBJ	0-0,1/-2 15:01	0-0,1/-2 22:22	0-1,2/-1 15:13	INJ	INJ
Jan 6	@ CHI	0-2,2/2 15:29	0-0,0/0 24:37	0-0,2/0 15:02	INJ	INJ
Jan 8	Vs OTT	0-0,1/-1 15:00	0-1,0/2 21:46	0-1,0/0 15:31	INJ	INJ
Jan 10	Vs DAL	1-0,3/1 12:25	0-0,2/0 21:55	1-1(W),6/2 16:09	INJ	INJ
Jan 12	@ WSH	0-0,2/0 15:12	0-0,1/-1 19:48	0-0,3/0 19:21	INJ	INJ
Jan 13	@ CAR	1-0,2/0 15:43	0-0,1/0 19:28	1-0,2/1 21:53	0-0,0/0 10:12	INJ
Jan 15	@ FLA	0-1,0/1 13:58	0-0,4/1 20:25	0-0,1/0 20:51	MIN	INJ
Jan 17	@ TBL	0-0,0/0 15:46	0-1,1/1 20:19	0-0,2/0 20:22	MIN	INJ
Jan 19	@ STL	0-0,1/0 14:59	0-0,0/0 21:21	1-0,1/-1 18:22	MIN	INJ
Jan 21	Vs BOS	0-1,2/0 15:40	0-0,2/-1 18:38	0-1,1/1 19:55	MIN	INJ
Jan 27	@ NSH	0-1,3/0 13:49	0-0,1/2 20:22	0-1,1/-1 17:51	MIN	INJ
Jan 30	Vs NSH	0-0,1/0 13:30	0-0,3/2 19:16	0-1,3/1 16:01	MIN	INJ
Feb 3	@ DAL	0-0,1/-1 15:40	0-0,0/0 22:14	0-0,1/0 19:15	MIN	INJ
Feb 5	Vs DET	0-0,1/0 12:23	0-0,1/-1 21:20	0-0,1/0 19:08	MIN	INJ
Feb 7	@ MIN	0-0,0/-1 14:15	0-0,0/-1 19:52	0-0,1/0 13:21	MIN	INJ
Feb 8	@ WPG	0-0,2/0 13:07	0-0,1/0 17:33	1-1,3/2 17:28	MIN	INJ
Feb 12	Vs NYR	0-1,1/-2 17:01	1-0,1/-3 20:21	0-1,5/1 18:05	MIN	INJ
Feb 14	Vs DAL	0-1,1/2 14:35	0-0,0/1 20:24	0-1,1/1 17:16	MIN	INJ
Feb 16	Vs ARI	0-0,2/0 16:18	0-1,0/2 21:44	1-1,2/1 19:24	MIN	INJ
Feb 18	Vs LAK	0-0,2/0 15:23	0-0,2/-1 16:12	0-0,4/-1 16:02	MIN	INJ
Feb 20	@ CHI	0-0,1/0 16:24	0-0,2/0 19:43	0-0,1/-1 17:37	MIN	INJ
Feb 22	Vs TBL	0-0,2/1 16:11	INJ	1-0,2/-1 16:31	MIN	INJ
Feb 24	@ NSH	1-0,1/-2 17:37	0-0,0/-2 17:47	0-1,3/-1 17:13	MIN	INJ
Feb 27	@ DAL	0-0,1/-1 20:26	0-0,3/-2 15:42	0-2,1/1 20:37	MIN	INJ
Feb 28	Vs MIN	0-0,1/-3 15:55	0-0,0/-2 16:52	0-0,4/0 20:16	MIN	INJ
Mar 4	Vs PIT	0-0,0/-1 17:59	0-1,1/1 16:44	0-0,1/0 16:54	MIN	INJ
Mar 7	@ CBJ	0-0,4/1 18:33	0-0,1/1 21:11	1-0,6/1 16:40	MIN	INJ
Mar 8	@ MIN	0-0,1/0 16:35	0-1,1/0 18:30	0-0,4/0 18:44	MIN	INJ
Mar 10	Vs LAK	0-0,2/-2 09:56	0-0,1/-2 17:14	0-0,5/0 19:44	MIN	INJ
Mar 12	Vs NJD	0-1,2/1 19:06	0-0,1/-1 19:11	0-1,1/1 19:02	MIN	INJ
Mar 14	Vs CGY	1-0(W),1/-1 17:31	0-0,1/-1 18:43	0-1,5/-1 15:52	MIN	INJ
Mar 19	@ ARI	0-1,3/2 18:23	0-1,0/2 20:06	1-0,3/2 21:09	MIN	INJ
Mar 20	@ ANA	0-0,3/0 20:08	0-1,0/1 17:44	0-1,5/0 18:46	MIN	INJ
Mar 23	@ CGY	0-0,3/0 18:56	0-0,3/1 18:09	0-0,5/0 18:58	MIN	INJ
Mar 25	@ EDM	0-0,5/0 18:35	0-0,2/-1 19:12	0-0,2/0 19:19	MIN	INJ
Mar 26	@ VAN	1-0,2/0 20:29	0-0,1/1 18:03	0-1,3/1 17:23	MIN	INJ
Mar 28	Vs BUF	1-0,2/3 18:20	0-0,2/2 23:22	1-2(W),3/3 17:35	MIN	INJ
Mar 30	Vs EDM	0-0,1/0 16:21	0-0,1/0 21:21	0-0,1/-3 18:05	MIN	INJ
Apr 1	@ SJS	0-1,0/-2 18:51	0-0,0/-2 18:36	1-0,5/-2 17:58	MIN	INJ
Apr 3	@ ANA	1-0,3/0 20:24	0-0,0/-1 17:16	1-1(W),4/1 18:33	MIN	INJ
Apr 4	@ LAK	0-0,3/-2 19:59	0-0,0/-1 14:55	0-0,1/-2 19:24	MIN	INJ
Apr 7	Vs NSH	0-0,0/0 21:00	0-0,1/1 17:22	0-1,1/1 20:59	MIN	INJ
Apr 9	Vs WPG	0-0,1/0 22:39	0-0,4/0 26:44	0-0,2/0 20:30	MIN	INJ
Apr 11	Vs CHI	0-0,0/-1 19:23	0-0,0/-1 20:24	0-1,0/-1 21:43	MIN	INJ

PLAYER GAME-BY-GAME

Date	Opp.	IGINLA #12	HAMILTON #13	SIEMENS #16	STUART #17	WINCHESTER #18
Oct 9	@ MIN	0-0,0/0 18:11		MIN	0-0,1/-2 20:25	INJ
Oct 11	Vs MIN	0-0,2/0 15:41		MIN	0-0,0/-2 23:11	INJ
Oct 13	@ BOS	0-0,0/1 17:17		MIN	0-0,1/0 20:34	INJ
Oct 14	@ TOR	0-2,1/1 18:33		MIN	0-0,0/0 19:18	INJ
Oct 16	@ OTT	0-0,2/-2 16:21		MIN	0-0,0/0 17:55	INJ
Oct 18	@ MTL	0-1,4/0 19:56		MIN	0-0,0/0 16:39	INJ
Oct 21	Vs FLA	0-1,0/0 20:00		MIN	0-0,1/0 20:38	INJ
Oct 24	Vs VAN	2-1,5/3 19:43		MIN	0-0,3/2 25:16	INJ
Oct 26	@ WPG	0-0,5/-1 18:44		MIN	0-0,0/0 21:15	INJ
Oct 28	Vs SJS	0-0,4/0 17:14		MIN	0-0,0/0 18:43	INJ
Oct 30	Vs NYI	0-1,2/1 13:32		MIN	0-0,0/0 23:38	INJ
Nov 1	@ STL	0-0,1/0 17:54		MIN	0-0,0/-2 20:06	INJ
Nov 2	Vs ANA	0-0,0/-1 15:38		MIN	0-0,2/0 20:27	INJ
Nov 4	Vs VAN	0-1,0/-2 17:02		MIN	0-0,0/0 10:19	INJ
Nov 6	Vs TOR	0-0,6/0 19:17		MIN	INJ	INJ
Nov 8	@ PHI	0-0,2/-1 15:00		MIN	INJ	INJ
Nov 11	@ NYI	0-0,0/-2 15:53		MIN	INJ	INJ
Nov 13	@ NYR	0-0,1/0 15:20		MIN	INJ	INJ
Nov 15	@ NJD	0-1,2/0 17:42		MIN	INJ	INJ
Nov 20	Vs WSH	0-0,1/0 17:45		MIN	INJ	INJ
Nov 22	Vs CAR	1-1,2/2 19:13		MIN	INJ	INJ
Nov 25	@ ARI	0-2,2/1 20:16		MIN	INJ	INJ
Nov 26	Vs CHI	0-0,1/0 17:46		MIN	INJ	INJ
Nov 29	Vs DAL	1-0,4/1 16:26		MIN	INJ	INJ
Dec 1	Vs MTL	0-0,0/-1 17:49		MIN	INJ	INJ
Dec 4	@ CGY	0-0,2/0 18:34		MIN	INJ	INJ
Dec 5	@ WPG	2-0,2/-2 16:54		MIN	INJ	INJ
Dec 9	Vs NSH	0-0,0/-2 15:58		MIN	INJ	INJ
Dec 11	Vs WPG	1-0,1/1 18:58		MIN	INJ	INJ
Dec 13	Vs STL	0-0,2/0 15:20		MIN	INJ	INJ
Dec 18	@ PIT	0-0,3/0 19:38		MIN	0-0,4/0 20:34	INJ
Dec 20	@ BUF	0-3,0/1 17:06		MIN	0-0,0/1 19:01	INJ
Dec 21	@ DET	0-0,3/0 18:40		MIN	0-0,1/0 21:45	INJ
Dec 23	Vs STL	1-1,3/2 15:58		MIN	0-2,1/1 21:03	INJ
Dec 27	Vs CHI	0-0,2/-2 15:22		MIN	0-0,1/-1 18:19	INJ
Dec 29	@ STL	0-0,0/-1 18:03		MIN	0-0,1/-1 18:14	INJ
Dec 31	Vs PHI	1-0,3/-1 18:21		MIN	0-2,2/2 23:38	INJ
Jan 2	Vs EDM	0-0,1/0 16:10		MIN	0-0,2/0 25:15	INJ
Jan 4	Vs CBJ	1-0,3/1 18:05		MIN	0-1,1/0 22:08	INJ
Jan 6	@ CHI	0-0,2/0 17:52		MIN	0-0,1/2 22:53	INJ
Jan 8	Vs OTT	2-0,5/2 16:26		MIN	1-0,2/1 20:41	INJ
Jan 10	Vs DAL	0-0,1/-1 15:25		MIN	0-0,1/0 19:56	INJ
Jan 12	@ WSH	0-1,3/0 16:53		MIN	0-0,2/0 18:47	INJ
Jan 13	@ CAR	0-1,4/1 18:10		MIN	0-0,0/-1 23:24	INJ
Jan 15	@ FLA	1-0,5/0 18:19		MIN	0-0,2/1 18:32	INJ
Jan 17	@ TBL	0-0,5/0 17:51		MIN	0-0,4/-1 20:09	INJ
Jan 19	@ STL	0-0,1/-1 18:33		MIN	0-0,1/0 16:36	INJ
Jan 21	Vs BOS	1-0,4/1 19:49		MIN	0-0,0/-2 21:19	INJ
Jan 27	@ NSH	1-0,2/-1 17:18		MIN	0-0,0/-3 18:14	INJ
Jan 30	Vs NSH	1-0,3/1 15:50		MIN	0-0,0/1 17:46	INJ
Feb 3	@ DAL	0-0,0/0 19:00		MIN	0-1,1/1 21:31	INJ
Feb 5	Vs DET	0-0,2/0 18:44		MIN	0-0,0/-1 19:01	INJ
Feb 7	@ MIN	0-0,1/0 14:03		MIN	0-0,0/0 21:39	INJ
Feb 8	@ WPG	0-2,6/1 21:18		MIN	0-0,0/0 18:24	INJ
Feb 12	Vs NYR	1-1,2/2 18:47		MIN	0-0,0/1 17:47	INJ
Feb 14	Vs DAL	1-0,5/1 17:22		MIN	0-1,0/1 21:23	INJ
Feb 16	Vs ARI	0-2,5/1 18:53		MIN	0-0,0/0 18:04	INJ
Feb 18	Vs LAK	0-0,3/-1 19:10		MIN	0-0,5/-1 18:52	INJ
Feb 20	@ CHI	0-1,4/-1 18:11		MIN	1-0,4/1 23:27	INJ
Feb 22	Vs TBL	0-0,0/0 15:56		MIN	0-0,0/1 23:35	INJ
Feb 24	@ NSH	0-0,1/-2 16:39		MIN	0-1,0/0 20:59	INJ
Feb 27	@ DAL	1-0,1/1 19:28		MIN	0-0,1/0 24:57	INJ
Feb 28	Vs MIN	0-0,5/0 20:53		MIN	0-0,0/0 16:37	INJ
Mar 4	Vs PIT	1-0,1/0 16:21		MIN	0-0,0/0 19:35	INJ
Mar 7	@ CBJ	1-0(W),3/1 17:28	0-0,0/0 09:18	MIN	0-0,1/1 17:35	INJ
Mar 8	@ MIN	0-2,5/-1 22:13	0-0,0/1 10:29	MIN	0-0,0/-1 20:09	INJ
Mar 10	Vs LAK	0-0,1/0 21:33	0-0,0/0 08:07	MIN	0-0,1/-2 19:22	INJ
Mar 12	Vs NJD	1-0,2/1 17:45	0-0,0/0 07:38	MIN	0-0,2/1 26:14	INJ
Mar 14	Vs CGY	0-1,2/-1 16:33	0-0,1/0 06:25	MIN	0-0,1/1 23:01	INJ
Mar 19	@ ARI	1-0,3/1 19:02	1-0(W),2/1 08:06	MIN	0-1,1/1 21:37	INJ
Mar 20	@ ANA	1-0,3/0 18:38	0-0,0/-1 05:26	MIN	0-0,2/-1 25:50	INJ
Mar 23	@ CGY	0-0,2/0 19:21	DNP	MIN	0-0,1/-3 19:33	INJ
Mar 25	@ EDM	1-0,6/0 21:30	0-0,3/0 09:16	MIN	0-0,1/-1 18:59	INJ
Mar 26	@ VAN	1-0,6/1 22:35	0-0,1/0 06:44	MIN	0-0,2/0 21:51	INJ
Mar 28	Vs BUF	0-3,1/3 18:30	0-0,0/0 07:25	MIN	1-0,1/3 22:14	INJ
Mar 30	Vs EDM	0-0,1/-2 18:51	0-0,0/0 07:51	MIN	0-0,4/0 20:57	INJ
Apr 1	@ SJS	0-0,2/-2 18:36	0-0,1/-1 09:34	MIN	0-0,0/-1 22:52	INJ
Apr 3	@ ANA	0-1,0/0 18:13	0-0,1/0 07:52	MIN	0-1,2/0 23:03	INJ
Apr 4	@ LAK	0-0,1/-2 19:22	0-0,1/0 08:53	MIN	0-0,0/-2 21:06	INJ
Apr 7	Vs NSH	1-0,5/1 22:02	0-0,0/0 04:51	MIN	0-0,0/1 24:24	INJ
Apr 9	Vs WPG	0-0,0/0 22:49	0-0,0/0 04:34	MIN	0-0,0/0 01:39	INJ
Apr 11	Vs CHI	2-0(W),3/-1 21:35	0-0,1/-1 05:27	0-0,0/0 14:00	INJ	INJ

Date	Opp.	REDMOND #22	CLICHE #24	TALBOT #25	CARON #27	CAREY #28
Oct 9	@ MIN	DNP	0-0,1/-1 10:39	0-0,0/-3 12:34		MIN
Oct 11	Vs MIN	DNP	0-0,0/0 10:03	0-0,1/0 10:54		MIN
Oct 13	@ BOS	DNP	0-0,0/0 10:01	0-0,0/0 09:26		MIN
Oct 14	@ TOR	DNP	0-0,2/0 10:23	0-0,0/0 10:48		MIN
Oct 16	@ OTT	DNP	DNP	0-0,3/0 11:29		MIN
Oct 18	@ MTL	DNP	0-0,1/0 08:55	0-0,2/1 11:29		MIN
Oct 21	Vs FLA	DNP	0-0,0/0 08:49	0-0,0/0 11:36		MIN
Oct 24	Vs VAN	0-1,2/0 12:18	0-1,2/1 10:58	0-0,1/1 16:37		MIN
Oct 26	@ WPG	0-0,1/0 20:50	0-0,2/0 11:23	0-0,1/0 16:28		MIN
Oct 28	Vs SJS	0-0,2/0 14:49	0-0,0/1 08:48	0-0,1/-1 14:18		MIN
Oct 30	Vs NYI	DNP	1-0,2/1 13:40	0-2,1/2 15:46		MIN
Nov 1	@ STL	DNP	0-0,0/0 10:57	0-0,0/0 12:05		MIN
Nov 2	Vs ANA	DNP	0-0,0/-1 08:20	0-0,0/0 07:38		MIN
Nov 4	Vs VAN	DNP	0-0,1/-1 07:56	0-0,0/-1 09:38		MIN
Nov 6	Vs TOR	0-1,0/2 18:31	0-0,1/0 09:33	0-0,0/0 10:29		MIN
Nov 8	@ PHI	1-0,4/2 16:50	0-0,0/1 10:56	1-1,2/2 12:22		MIN
Nov 11	@ NYI	0-0,1/-2 18:39	0-0,0/-1 12:57	0-0,2/-2 13:01		MIN
Nov 13	@ NYR	0-0,1,1/-2 17:17	0-0,0/0 12:05	0-0,0/-1 13:28		MIN
Nov 15	@ NJD	0-0,0/-2 13:39	0-0,1/1 10:39	0-0,2/1 11:21		MIN
Nov 20	Vs WSH	0-0,2/1 17:45	0-0,2/0 11:24	0-0,1/-1 11:16		MIN
Nov 22	Vs CAR	2-0(W) 4/3 19:44	0-0,1/-1 10:11	0-0,1/-1 12:21		MIN
Nov 25	@ ARI	0-0,2/0 17:03	0-0,1/0 09:40	0-0,2/-1 15:24		0-0,1/0 09:13
Nov 26	Vs CHI	0-0,2/1 20:04	0-1,1/1 13:06	1-0,2/1 16:02		0-0,0/0 04:18
Nov 29	Vs DAL	0-0,2/0 15:26	0-0,1/0 08:28	0-0,3/0 17:34		MIN
Dec 1	Vs MTL	0-0,1/0 14:39	INJ	0-1,3/0 15:34		MIN
Dec 4	@ CGY	0-1,1/2 15:19	INJ	0-0,2/0 16:33		MIN
Dec 5	@ WPG	0-1,0/0 23:40	INJ	0-0,1/-1 17:59		MIN
Dec 9	Vs NSH	0-0,3/-1 17:16	INJ	0-0,0/0 19:55		0-0,0/-1 06:27
Dec 11	Vs WPG	0-1,2/1 18:42	INJ	0-0,2/-1 20:29		INJ
Dec 13	Vs STL	0-0,2/0 19:12	0-0,0/0 10:29	0-0,1/-1 14:33		MIN
Dec 18	@ PIT	0-0,1/-1 19:21	0-0,0/0 14:00	0-0,3/0 15:36		MIN
Dec 20	@ BUF	0-0,0/0 16:17	0-0,0/0 10:41	0-1,1/1 19:00		MIN
Dec 21	@ DET	0-0,0/0 20:20	0-0,0/0 10:04	0-0,1/0 16:07		MIN
Dec 23	Vs STL	1-0,2/1 18:23	0-0,2/0 09:44	0-0,1/1 18:46		MIN
Dec 27	Vs CHI	0-0,0/0 14:59	0-0,0/0 09:02	0-1,0/1 17:13		MIN
Dec 29	@ STL	0-0,1/-2 16:38	0-0,2/0 09:37	0-0,0/-1 15:36		MIN
Dec 31	Vs PHI	DNP	0-1,2/1 13:24	0-1,0/1 10:51		MIN
Jan 2	Vs EDM	DNP	0-0,0/0 08:19	0-0,0/0 13:35		MIN
Jan 4	Vs CBJ	DNP	0-0,1/1 09:03	0-0,1/0 13:06		MIN
Jan 6	@ CHI	DNP	0-0,0/0 09:53	1-0,1/2 14:40		MIN
Jan 8	Vs OTT	DNP	0-0,1/1 09:54	0-0,0/0 16:11		MIN
Jan 10	Vs DAL	DNP	0-0,1/-1 09:17	0-1,3/1 18:03		MIN
Jan 12	@ WSH	DNP	0-0,1/-1 09:19	0-0,1/0 15:59		MIN
Jan 13	@ CAR	DNP	0-0,1/-1 10:17	0-0,1/-2 14:18		MIN
Jan 15	@ FLA	DNP	DNP	0-0,1/0 11:18		MIN
Jan 17	@ TBL	DNP	0-0,2/0 11:38	0-0,6/0 13:24		MIN
Jan 19	@ STL	DNP	0-0,2/0 10:08	0-0,3/0 12:00		MIN
Jan 21	Vs BOS	0-0,3/1 13:30	0-0,1/-1 07:58	0-0,2/0 12:02		MIN
Jan 27	@ NSH	0-1,5/1 22:31	0-0,2/0 10:35	0-0,0/0 13:08		MIN
Jan 30	Vs NSH	0-0,0/1 18:13	0-0,2/0 10:06	1-0(W) 2/1 13:53		MIN
Feb 3	@ DAL	0-0,3/0 19:41	0-0,0/0 06:15	0-0,1/0 10:16		MIN
Feb 5	Vs DET	0-0,2/-1 22:11	0-0,2/0 07:27	0-0,1/0 12:20		MIN
Feb 7	@ MIN	0-0,3/-1 20:16	0-0,0/0 11:16	0-0,0/0 11:56		MIN
Feb 8	@ WPG	0-0,2/0 18:20	0-0,0/-1 07:27	0-0,0/0 09:38		MIN
Feb 12	Vs NYR	0-0,1/0 14:40	DNP	0-1,1/0 12:59		MIN
Feb 14	Vs DAL	0-0,2/0 17:16	0-0,1/0 07:42	0-0,2/1 14:48		0-0,2/0 09:39
Feb 16	Vs ARI	0-2,3/2 21:07	0-0,2/1 11:12	0-1,2/1 15:22		0-1,1/1 10:50
Feb 18	Vs LAK	0-0,0/-1 16:31	0-0,0/0 08:46	0-0,2/-1 15:55		0-0,0/0 08:02
Feb 20	@ CHI	0-0,4/0 15:03	0-0,2/2 09:30	0-0,0/-1 17:58		0-0,0/2 08:03
Feb 22	Vs TBL	0-0,0/0 18:12	0-0,2/0 09:56	0-0,0/0 17:11		0-0,0/0 07:59
Feb 24	@ NSH	DNP	0-0,1/0 10:13	0-0,1/-1 15:17		0-0,1/0 09:01
Feb 27	@ DAL	0-0,2/-2 17:50	0-0,0/-1 05:34	0-0,1/3 16:24		DNP
Feb 28	Vs MIN	0-0,1/-1 17:44	0-0,1/0 05:46	1-0,1/1 08:34		0-0,0/0 05:15
Mar 4	Vs PIT	0-0,2/1 17:11	0-0,0/0 09:17	Traded	0-0,0/0 13:18	Traded
Mar 7	@ CBJ	0-0,2/0 20:14	0-0,1/0 12:26		0-0,2/1 10:02	
Mar 8	@ MIN	1-1,1/2 14:50	0-0,0/0 07:45		0-0,0/-1 15:19	
Mar 10	Vs LAK	0-0,1/-2 18:01	0-1,1/0 11:26		0-0,0/0 09:14	
Mar 12	Vs NJD	0-0,2/-1 14:30	0-0,3/0 13:57		0-0,1/0 07:19	
Mar 14	Vs CGY	0-0,0/-1 12:27	0-0,2/0 14:52		0-0,0/0 06:00	
Mar 19	@ ARI	0-0,1/2 19:02	0-0,1/-2 13:32		0-0,1/1 09:53	
Mar 20	@ ANA	0-0,2/0 12:54	0-0,0/0 12:30		0-0,0/-1 05:37	
Mar 23	@ CGY	0-1,1/1 16:34	0-0,0/0 11:42		0-0,1/0 06:52	
Mar 25	@ EDM	0-0,2/-2 13:30	0-0,1/0 12:48		0-0,0/0 10:26	
Mar 26	@ VAN	0-1,1/1 13:01	0-0,2/0 14:09		0-0,1/0 06:58	
Mar 28	Vs BUF	0-1,4/0 19:18	1-0,1/1 13:33		0-0,0/0 07:57	
Mar 30	Vs EDM	0-0,1/0 17:16	0-0,2/-2 12:13		0-0,1/0 06:45	
Apr 1	@ SJS	0-1,0/-2 14:36	0-0,1/-1 15:09		0-0,1/0 08:06	
Apr 3	@ ANA	0-0,1/0 13:15	0-0,0/0 14:41		0-0,0/0 08:40	
Apr 4	@ LAK	0-0,1/-2 16:33	0-0,0/0 13:16		0-0,0/0 08:05	
Apr 7	Vs NSH	0-0,1/0 11:08	0-1,1/0 12:50		0-0,0/0 03:19	
Apr 9	Vs WPG	0-0,1/0 17:30	0-0,2/0 13:18		0-0,0/0 03:47	
Apr 11	Vs CHI	0-1,2/0 19:00	0-0,0/1 11:04		0-0,0/-1 06:13	

PLAYER GAME-BY-GAME

Date	Opp.	MACKINNON #29	AGOZZINO #32	SMITH #37	HISHON #38	TANGUAY #40
Oct 9	@ MIN	0-0,0/-2 16:02	MIN	MIN	MIN	0-0,1/-1 16:54
Oct 11	Vs MIN	0-0,4/-1 16:34	MIN	MIN	MIN	0-0,1/-2 15:59
Oct 13	@ BOS	0-1,2/1 18:10	MIN	MIN	MIN	0-0,1/1 19:38
Oct 14	@ TOR	0-0,2/-1 13:20	MIN	MIN	MIN	0-0,1/0 14:15
Oct 16	@ OTT	0-2,7/0 15:46	MIN	MIN	MIN	1-0,2/1 17:25
Oct 18	@ MTL	0-0,3/-1 16:28	MIN	MIN	MIN	1-0,5/1 18:00
Oct 21	Vs FLA	0-0,1/-1 17:09	MIN	MIN	MIN	1-0,2/0 18:44
Oct 24	Vs VAN	0-1,4/-1 15:38	MIN	MIN	MIN	0-1,2/0 18:14
Oct 26	@ WPG	0-0,1/0 14:49	MIN	MIN	MIN	0-1,1/-1 20:54
Oct 28	Vs SJS	0-0,4/0 17:47	MIN	MIN	MIN	1-0,1/0 18:10
Oct 30	Vs NYI	2-0,4/1 14:51	MIN	MIN	MIN	0-0,0/0 14:19
Nov 1	@ STL	1-1,4/0 17:06	MIN	MIN	MIN	0-0,1/0 18:32
Nov 2	Vs ANA	1-0,3/0 18:29	MIN	MIN	MIN	0-0,0/1 19:04
Nov 4	Vs VAN	0-0,4/-1 18:38	MIN	MIN	MIN	0-1,0/0 17:52
Nov 6	Vs TOR	0-1,5/0 18:44	MIN	MIN	MIN	1-0,5/1 19:19
Nov 8	@ PHI	0-0,2/-1 17:20	MIN	MIN	MIN	1-0,1/1 18:51
Nov 11	@ NYI	0-0,1/0 15:44	MIN	MIN	MIN	0-0,1/-2 13:11
Nov 13	@ NYR	1-0,3/-1 17:04	MIN	MIN	MIN	1-0,2/1 17:46
Nov 15	@ NJD	0-0,2/-1 15:28	MIN	MIN	MIN	0-0,1/1 17:40
Nov 20	Vs WSH	0-2,4/1 14:20	MIN	MIN	MIN	0-0,0/-1 07:15
Nov 22	Vs CAR	0-3,4/2 18:19	0-1,1/1 09:45	MIN	MIN	INJ
Nov 25	@ ARI	0-1,2/2 19:46	MIN	MIN	MIN	INJ
Nov 26	Vs CHI	0-0,3/0 17:42	MIN	MIN	MIN	0-1,3/0 19:23
Nov 29	Vs DAL	0-1,2/0 16:19	MIN	MIN	MIN	1-2(W),5/0 19:16
Dec 1	Vs MTL	0-0,1/-1 17:23	MIN	0-0,1/0 06:06	MIN	0-1,0/1 21:28
Dec 4	@ CGY	0-0,2/-2 19:22	MIN	MIN	MIN	1-0,1/1 21:23
Dec 5	@ WPG	0-0,3/-3 14:55	MIN	MIN	MIN	0-0,2/-1 17:40
Dec 9	Vs NSH	0-0,7/-2 17:35	MIN	MIN	MIN	0-0,0/0 14:18
Dec 11	Vs WPG	0-0,2/1 19:34	MIN	MIN	MIN	2-0,2/2 19:24
Dec 13	Vs STL	0-1,3/1 18:33	MIN	MIN	MIN	0-0,1/-1 19:54
Dec 18	@ PIT	0-0,6/-1 20:56	MIN	MIN	MIN	0-0,0/-1 19:17
Dec 20	@ BUF	0-1,3/1 14:46	MIN	MIN	MIN	2-1,3/1 18:06
Dec 21	@ DET	0-0,1/0 14:57	MIN	MIN	MIN	0-0,0/0 18:31
Dec 23	Vs STL	0-1,4/1 13:50	MIN	MIN	MIN	1-1,2/2 17:01
Dec 27	Vs CHI	1-0,4/0 15:41	MIN	MIN	MIN	0-0,1/-1 16:49
Dec 29	@ STL	0-0,3/-1 14:41	MIN	MIN	MIN	0-0,0/-1 17:03
Dec 31	Vs PHI	0-0,3/0 16:50	MIN	MIN	MIN	0-1,0/0 21:31
Jan 2	Vs EDM	0-0,1/0 15:52	MIN	MIN	MIN	0-0,1/0 19:01
Jan 4	Vs CBJ	0-0,2/-2 15:50	MIN	MIN	MIN	0-0,2/1 20:15
Jan 6	@ CHI	1-1(W),3/2 13:25	MIN	MIN	MIN	0-0,1/0 19:17
Jan 8	Vs OTT	0-0,1/0 13:47	MIN	MIN	MIN	2-0,2/2 18:06
Jan 10	Vs DAL	1-0,5/1 14:59	MIN	MIN	MIN	0-0,1/-1 19:47
Jan 12	@ WSH	0-0,4/0 17:03	MIN	MIN	MIN	1-0,4/0 17:10
Jan 13	@ CAR	0-0,4/-1 18:00	MIN	MIN	MIN	0-1,0/1 19:12
Jan 15	@ FLA	0-0,3/1 19:59	MIN	MIN	MIN	2-2,2/0 19:04
Jan 17	@ TBL	1-1,6/2 18:44	MIN	MIN	MIN	0-0,2/-1 16:58
Jan 19	@ STL	0-0,2/0 17:34	MIN	MIN	MIN	0-0,1/0 16:56
Jan 21	Vs BOS	0-0,3/0 19:03	MIN	MIN	MIN	0-1,2/0 23:22
Jan 27	@ NSH	0-0,1/1 18:04	MIN	MIN	MIN	0-1,0/-2 17:21
Jan 30	Vs NSH	0-2,4/2 18:59	MIN	MIN	MIN	0-1,0/1 16:40
Feb 3	@ DAL	0-0,5/2 22:00	MIN	MIN	MIN	0-0,1/0 18:39
Feb 5	Vs DET	0-0,2/-2 19:14	MIN	MIN	MIN	0-0,0/0 17:59
Feb 7	@ MIN	0-0,5/0 18:17	MIN	MIN	MIN	0-0,1/0 15:12
Feb 8	@ WPG	0-0,3/0 18:55	MIN	MIN	MIN	1-1,1/2 18:49
Feb 12	Vs NYR	0-1,5/-1 20:51	MIN	MIN	MIN	0-0,1/-1 18:57
Feb 14	Vs DAL	0-1,1/0 17:57	MIN	MIN	MIN	1-1(W),2/2 12:43
Feb 16	Vs ARI	0-1,3/0 15:33	MIN	MIN	MIN	0-0,1/0 17:01
Feb 18	Vs LAK	0-1,5/-1 18:26	MIN	MIN	MIN	0-0,3/0 14:32
Feb 20	@ CHI	0-0,0/0 16:55	MIN	MIN	MIN	0-0,0/0 15:00
Feb 22	Vs TBL	3-0,3/0 15:49	MIN	MIN	MIN	1-0(W),1/1 16:04
Feb 24	@ NSH	1-0,2/-1 18:08	MIN	MIN	MIN	0-1,1/-2 17:16
Feb 27	@ DAL	0-0,0/0 12:35	MIN	MIN	MIN	0-0,2/-2 17:26
Feb 28	Vs MIN	0-0,4/-1 14:54	MIN	MIN	MIN	0-0,1/-2 18:08
Mar 4	Vs PIT	1-0(W),2/1 19:35	MIN	MIN	0-0,2/0 08:05	0-0,1/-1 19:01
Mar 7	@ CBJ	INJ	MIN	MIN	INJ	1-1,4/1 18:40
Mar 8	@ MIN	INJ	MIN	MIN	0-0,2/0 05:59	0-0,2/0 17:59
Mar 10	Vs LAK	INJ	MIN	MIN	INJ	1-0,1/-2 18:29
Mar 12	Vs NJD	INJ	MIN	MIN	INJ	0-0,3/-1 22:30
Mar 14	Vs CGY	INJ	MIN	MIN	INJ	1-1,2/1 22:18
Mar 19	@ ARI	INJ	MIN	MIN	INJ	0-1,1/2 17:34
Mar 20	@ ANA	INJ	MIN	MIN	INJ	0-0,2/0 19:12
Mar 23	@ CGY	INJ	MIN	MIN	0-0,1/0 08:40	0-1,1/-1 20:00
Mar 25	@ EDM	INJ	MIN	MIN	0-0,1/-2 10:49	1-1,3/1 20:20
Mar 26	@ VAN	INJ	MIN	MIN	0-0,2/0 10:44	1-1(W),2/1 17:19
Mar 28	Vs BUF	INJ	MIN	MIN	0-0,2/0 10:25	0-0,0/-2 18:43
Mar 30	Vs EDM	INJ	MIN	MIN	0-0,3/0 08:50	0-1,1/-1 21:03
Apr 1	@ SJS	INJ	MIN	MIN	0-0,0/-1 11:00	0-0,0/-1 17:02
Apr 3	@ ANA	INJ	MIN	MIN	0-0,1/0 11:53	0-1,2/-1 17:33
Apr 4	@ LAK	INJ	MIN	MIN	0-0,0/0 10:12	0-1,0/0 18:27
Apr 7	Vs NSH	INJ	MIN	MIN	1-0(W),2/1 10:50	0-0,2/1 20:16
Apr 9	Vs WPG	INJ	MIN	MIN	0-0,3/0 09:44	0-0,0/0 23:28
Apr 11	Vs CHI	INJ	MIN	MIN	0-1,0/1 14:17	0-1,0/0 18:57

PLAYER GAME-BY-GAME

Date	Opp.	SGARBOSSA #43	WILSON #44	EVERBERG #45	ELLIOTT #46	BRIERE #48
Oct 9	@ MIN	MIN	DNP	0-0,3/0 07:56		0-0,1/-2 14:57
Oct 11	Vs MIN	MIN	0-0,2/-2 18:39	0-0,0/-1 07:42		0-0,1/-2 13:49
Oct 13	@ BOS	MIN	0-0,0/0 06:07	0-0,2/0 12:42		1-0(W), 4/1 17:57
Oct 14	@ TOR	MIN	INJ	0-0,3/-1 13:03		0-0,0/0 13:04
Oct 16	@ OTT	MIN	DNP	0-0,0/0 08:48		0-1,1/1 11:14
Oct 18	@ MTL	MIN	DNP	MIN		0-0,0/0 08:46
Oct 21	Vs FLA	MIN	0-0,1/-1 08:51	MIN		0-0,2/-1 09:49
Oct 24	Vs VAN	MIN	INJ	MIN		1-0(W), 2/1 06:35
Oct 26	@ WPG	MIN	INJ	MIN		0-0,1/0 08:31
Oct 28	Vs SJS	MIN	INJ	MIN		0-0,1/0 06:31
Oct 30	Vs NYI	MIN	INJ	0-0,2/0 11:54		DNP
Nov 1	@ STL	MIN	INJ	0-0,2/0 10:26		DNP
Nov 2	Vs ANA	MIN	INJ	1-0,2/1 14:01		DNP
Nov 4	Vs VAN	MIN	INJ	0-1,1/0 12:03		DNP
Nov 6	Vs TOR	MIN	INJ	0-0,0/1 13:27		DNP
Nov 8	@ PHI	MIN	INJ	0-1,0/1 09:28		DNP
Nov 11	@ NYI	MIN	INJ	0-0,1/-1 08:54		DNP
Nov 13	@ NYR	MIN	INJ	DNP		0-0,2/0 12:26
Nov 15	@ NJD	MIN	INJ	DNP		0-0,1/-1 12:30
Nov 20	Vs WSH	MIN	INJ	0-1,0/1 10:21		1-0,4/0 13:39
Nov 22	Vs CAR	MIN	INJ	INJ		0-0,1/-1 20:39
Nov 25	@ ARI	MIN	INJ	INJ		1-0(W), 4/1 18:56
Nov 26	Vs CHI	MIN	INJ	INJ		0-0,1/0 15:02
Nov 29	Vs DAL	MIN	INJ	INJ		1-0,2/0 19:30
Dec 1	Vs MTL	0-0,2/0 10:51	INJ	INJ		1-0,1/0 14:40
Dec 4	@ CGY	0-1,0/1 05:34	INJ	INJ		0-0,4/0 14:15
Dec 5	@ WPG	0-0,0/-1 04:52	INJ	INJ		0-0,2/-1 18:12
Dec 9	Vs NSH	MIN	INJ	INJ		0-0,1/0 15:31
Dec 11	Vs WPG	MIN	INJ	0-0,1/-1 09:05		0-0,0/0 16:05
Dec 13	Vs STL	MIN	INJ	0-0,0/0 06:30		0-0,1/0 13:27
Dec 18	@ PIT	MIN	INJ	0-0,0/0 08:23		0-0,3/0 14:40
Dec 20	@ BUF	MIN	INJ	DNP		0-0,1/0 14:18
Dec 21	@ DET	MIN	INJ	0-0,1/0 08:07		0-0,1/0 16:48
Dec 23	Vs STL	MIN	INJ	0-0,1/0 07:37		0-0,4/0 14:03
Dec 27	Vs CHI	MIN	INJ	0-0,0/0 07:11		0-1,1/1 17:52
Dec 29	@ STL	MIN	INJ	MIN		0-0,1/-1 16:44
Dec 31	Vs PHI	MIN	INJ	MIN		0-0,0/0 09:29
Jan 2	Vs EDM	MIN	INJ	MIN		1-0,2/1 17:30
Jan 4	Vs CBJ	MIN	INJ	MIN		0-1,0/-1 10:17
Jan 6	@ CHI	MIN	INJ	MIN		0-0,2/0 10:31
Jan 8	Vs OTT	MIN	INJ	MIN		1-0,1/0 11:07
Jan 10	Vs DAL	MIN	INJ	MIN		0-0,0/-1 08:31
Jan 12	@ WSH	MIN	INJ	MIN		0-0,1/-1 10:24
Jan 13	@ CAR	MIN	INJ	MIN		0-0,0/1 15:03
Jan 15	@ FLA	MIN	INJ	0-0,1/1 13:01		0-0,0/0 12:48
Jan 17	@ TBL	MIN	INJ	0-0,0/0 14:24		0-0,1/0 12:35
Jan 19	@ STL	MIN	INJ	0-0,2/0 14:27		0-0,1/-1 08:56
Jan 21	Vs BOS	MIN	INJ	0-0,1/0 14:55		DNP
Jan 27	@ NSH	MIN	INJ	0-0,1/2 13:13		0-0,1/0 10:02
Jan 30	Vs NSH	MIN	INJ	0-0,1/0 11:35		0-0,1/0 09:12
Feb 3	@ DAL	MIN	INJ	0-0,0/0 12:14		0-0,0/0 06:33
Feb 5	Vs DET	MIN	INJ	0-0,1/-2 11:59	0-0,4/0 16:18	0-0,1/0 08:11
Feb 7	@ MIN	MIN	INJ	0-0,0/-1 13:35	0-0,3/0 16:39	0-0,0/0 09:53
Feb 8	@ WPG	MIN	INJ	0-0,1/-1 12:15	DNP	0-0,2/1 10:25
Feb 12	Vs NYR	MIN	INJ	0-0,3/-2 12:33	0-0,0/0 09:47	0-0,0/0 06:52
Feb 14	Vs DAL	MIN	INJ	1-1,3/2 11:58	DNP	DNP
Feb 16	Vs ARI	MIN	INJ	0-0,1/0 13:15	DNP	DNP
Feb 18	Vs LAK	MIN	INJ	0-0,1/0 13:49	DNP	DNP
Feb 20	@ CHI	MIN	INJ	0-0,1/0 12:14	DNP	DNP
Feb 22	Vs TBL	MIN	INJ	0-1,2/1 13:32	0-0,1/-1 12:28	DNP
Feb 24	@ NSH	MIN	INJ	0-0,0/-2 12:38	0-0,2/-1 14:28	DNP
Feb 27	@ DAL	MIN	INJ	0-0,1/-1 12:43	MIN	0-0,0/-1 05:33
Feb 28	Vs MIN	MIN	INJ	0-0,3/-1 13:05	MIN	DNP
Mar 4	Vs PIT	MIN	INJ	0-0,2/0 15:20	MIN	DNP
Mar 7	@ CBJ	MIN	INJ	0-0,1/1 13:54	MIN	0-0,1/0 10:50
Mar 8	@ MIN	MIN	INJ	0-0,0/0 14:28	MIN	DNP
Mar 10	Vs LAK	MIN	INJ	0-1,0/-2 14:06	MIN	0-0,1/0 12:13
Mar 12	Vs NJD	MIN	INJ	0-0,3/0 13:24	MIN	0-0,2/0 11:01
Mar 14	Vs CGY	MIN	INJ	0-0,1/0 10:57	MIN	0-0,1/0 07:00
Mar 19	@ ARI	MIN	INJ	0-1,1/0 12:42	MIN	0-1,1/1 11:52
Mar 20	@ ANA	MIN	INJ	0-0,1/0 13:47	MIN	0-0,0/-1 09:35
Mar 23	@ CGY	MIN	INJ	0-0,0/0 13:12	MIN	0-0,0/0 11:08
Mar 25	@ EDM	MIN	INJ	0-0,3/-2 11:25	MIN	INJ
Mar 26	@ VAN	MIN	INJ	0-0,2/0 13:56	MIN	INJ
Mar 28	Vs BUF	MIN	INJ	0-1,0/1 07:41	MIN	INJ
Mar 30	Vs EDM	MIN	INJ	0-0,3/-1 13:45	MIN	INJ
Apr 1	@ SJS	MIN	INJ	0-0,2/-1 14:59	MIN	INJ
Apr 3	@ ANA	MIN	INJ	1-1,1/2 12:43	MIN	INJ
Apr 4	@ LAK	MIN	INJ	0-0,0/0 13:10	MIN	INJ
Apr 7	Vs NSH	MIN	INJ	0-0,0/-1 04:31	MIN	INJ
Apr 9	Vs WPG	MIN	INJ	INJ	MIN	0-0,0/0 04:12
Apr 11	Vs CHI	MIN	INJ	INJ	MIN	0-0,2/-1 08:44

PLAYER GAME-BY-GAME

Date	Opp.	MCLEOD #55	BORDELEAU #58	RENDULIC #71	VINCOUR #81	O'REILLY #90
Oct 9	@ MIN	0-0, 1/0 10:20	INJ	MIN	MIN	0-0, 2/-1 19:14
Oct 11	Vs MIN	0-0, 1/0 10:50	INJ	MIN	MIN	0-0, 6/-2 18:01
Oct 13	@ BOS	0-0, 2/0 07:51	INJ	MIN	MIN	0-0, 2/0 16:35
Oct 14	@ TOR	0-0, 0/0 10:26	INJ	MIN	MIN	1-0, 4/0 20:12
Oct 16	@ OTT	0-0, 0/0 11:49	INJ	MIN	MIN	0-1, 1/-1 18:31
Oct 18	@ MTL	0-0, 1/-1 09:09	INJ	MIN	MIN	0-0, 1/-1 18:50
Oct 21	Vs FLA	0-0, 1/0 09:44	INJ	MIN	MIN	0-2, 5/-1 19:07
Oct 24	Vs VAN	0-0, 1/2 07:57	INJ	MIN	MIN	0-1, 2/-1 18:17
Oct 26	@ WPG	0-0, 0/0 09:54	INJ	MIN	MIN	0-0, 2/-1 17:17
Oct 28	Vs SJS	0-0, 0/-1 07:56	INJ	MIN	MIN	0-1, 2/0 23:23
Oct 30	Vs NYI	1-1(W), 1/2 10:56	INJ	MIN	MIN	0-0, 0/1 15:29
Nov 1	@ STL	0-0, 2/0 11:39	INJ	MIN	MIN	1-1, 6/-2 19:51
Nov 2	Vs ANA	0-0, 0/0 07:27	INJ	MIN	MIN	0-0, 2/-1 18:12
Nov 4	Vs VAN	0-0, 0/-1 08:02	INJ	MIN	MIN	0-0, 1/-1 17:53
Nov 6	Vs TOR	0-0, 0/0 09:10	INJ	MIN	MIN	0-1, 2/0 18:41
Nov 8	@ PHI	0-1, 1/2 11:01	INJ	MIN	MIN	0-0, 3/0 18:51
Nov 11	@ NYI	0-0, 0/-1 08:51	INJ	MIN	MIN	0-0, 0/-1 19:12
Nov 13	@ NYR	0-0, 0/-1 09:38	INJ	MIN	MIN	0-1, 1/1 18:53
Nov 15	@ NJD	0-0, 0/1 10:25	INJ	MIN	MIN	0-0, 3/1 18:27
Nov 20	Vs WSH	0-0, 1/0 12:28	INJ	MIN	MIN	0-0, 0/-1 19:22
Nov 22	Vs CAR	0-0, 2/-1 07:41	INJ	MIN	0-1, 0/1 09:37	0-0, 4/-1 21:33
Nov 25	@ ARI	0-0, 2/0 07:49	INJ	MIN	0-0, 1/-1 11:40	0-1, 0/0 19:32
Nov 26	Vs CHI	0-1, 1/1 05:50	INJ	MIN	0-0, 0/0 06:14	1-0, 4/0 21:27
Nov 29	Vs DAL	0-0, 1/0 10:57	INJ	MIN	0-0, 0/0 02:30	0-0, 3/0 21:07
Dec 1	Vs MTL	0-0, 0/0 08:34	INJ	MIN	0-0, 1/0 05:58	1-0, 4/1 23:46
Dec 4	@ CGY	0-0, 0/1 09:58	INJ	MIN	0-0, 0/0 08:40	0-2, 3/-1 20:15
Dec 5	@ WPG	0-0, 0/-2 10:19	INJ	MIN	0-0, 0/-1 05:34	0-0, 3/0 20:29
Dec 9	Vs NSH	0-0, 2/0 15:25	INJ	0-0, 1/-1 07:47	MIN	0-0, 2/-2 17:55
Dec 11	Vs WPG	0-0, 0/0 14:00	INJ	0-0, 0/-1 06:27	MIN	1-0, 3/2 20:39
Dec 13	Vs STL	0-0, 0/0 09:19	INJ	0-0, 0/0 06:10	MIN	0-0, 0/0 21:31
Dec 18	@ PIT	0-0, 0/0 07:10	DNP	MIN	MIN	0-0, 2/0 21:10
Dec 20	@ BUF	1-0(W), 4/1 09:53	0-0, 0/0 06:46	MIN	MIN	0-1, 1/1 15:48
Dec 21	@ DET	0-0, 3/0 08:30	INJ	MIN	MIN	0-0, 1/0 18:55
Dec 23	Vs STL	0-0, 2/0 10:11	INJ	MIN	MIN	1-1, 2/0 16:22
Dec 27	Vs CHI	0-0, 0/0 08:33	INJ	MIN	MIN	0-1, 2/0 19:42
Dec 29	@ STL	0-0, 0/0 09:22	INJ	MIN	MIN	0-0, 2/-1 17:17
Dec 31	Vs PHI	0-0, 3/1 07:16	INJ	1-0, 1/1 11:05	MIN	1-0(W), 3/2 21:27
Jan 2	Vs EDM	0-0, 0/0 05:51	INJ	0-0, 0/0 08:32	MIN	0-0, 4/0 21:21
Jan 4	Vs CBJ	1-0, 2/1 07:05	INJ	0-0, 1/-1 12:54	MIN	0-0, 1/1 21:21
Jan 6	@ CHI	0-0, 1/0 08:24	INJ	0-0, 1/0 11:40	MIN	0-0, 0/0 19:52
Jan 8	Vs OTT	0-0, 0/0 10:50	INJ	0-0, 1/0 13:44	MIN	0-2, 1/2 19:13
Jan 10	Vs DAL	0-0, 1/-1 07:11	INJ	0-1, 0/2 10:52	MIN	0-0, 0/-1 21:46
Jan 12	@ WSH	0-0, 0/-1 07:28	INJ	0-0, 1/0 12:20	MIN	0-0, 1/0 17:29
Jan 13	@ CAR	0-0, 1/0 12:11	INJ	DNP	MIN	0-0, 2/0 17:38
Jan 15	@ FLA	0-0, 4/0 10:35	INJ	0-0, 0/-1 01:54	MIN	0-1, 0/1 18:02
Jan 17	@ TBL	0-0, 1/0 15:04	INJ	INJ	MIN	1-0, 4/1 16:59
Jan 19	@ STL	0-0, 0/0 15:06	INJ	INJ	MIN	0-0, 1/0 18:35
Jan 21	Vs BOS	0-0, 5/0 14:53	INJ	INJ	MIN	1-0, 4/0 23:54
Jan 27	@ NSH	1-0, 3/1 14:19	INJ	INJ	MIN	0-0, 0/1 20:47
Jan 30	Vs NSH	0-0, 1/1 15:35	INJ	INJ	MIN	0-1, 2/2 20:19
Feb 3	@ DAL	0-0, 0/-1 14:53	INJ	INJ	MIN	1-1, 4/2 22:40
Feb 5	Vs DET	0-0, 3/0 15:52	INJ	INJ	MIN	0-0, 2/-2 21:23
Feb 7	@ MIN	0-0, 0/-1 14:38	INJ	INJ	MIN	0-0, 0/0 20:21
Feb 8	@ WPG	0-1, 1/0 13:48	INJ	INJ	MIN	0-0, 3/-1 20:51
Feb 12	Vs NYR	0-0, 0/-1 10:15	INJ	INJ	MIN	0-0, 1/-2 21:37
Feb 14	Vs DAL	0-0, 4/0 08:58	INJ	INJ	MIN	0-1, 1/0 20:50
Feb 16	Vs ARI	1-0, 2/1 11:31	INJ	INJ	MIN	0-1, 0/0 14:33
Feb 18	Vs LAK	0-0, 1/0 08:31	INJ	INJ	MIN	0-0, 3/-1 20:22
Feb 20	@ CHI	0-0, 1/2 09:01	INJ	INJ	MIN	0-1, 1/0 18:37
Feb 22	Vs TBL	0-0, 0/0 10:54	INJ	INJ	MIN	0-2, 0/1 18:22
Feb 24	@ NSH	0-0, 2/-1 11:36	INJ	INJ	MIN	0-1, 0/-1 18:14
Feb 27	@ DAL	0-0, 0/-1 13:17	INJ	INJ	MIN	0-1, 0/1 22:33
Feb 28	Vs MIN	0-0, 3/0 16:01	INJ	INJ	MIN	0-0, 3/0 22:33
Mar 4	Vs PIT	0-0, 1/0 08:59	INJ	INJ	MIN	0-1, 3/2 18:26
Mar 7	@ CBJ	0-0, 1/0 18:00	INJ	INJ	MIN	0-1, 1/0 18:38
Mar 8	@ MIN	1-0, 1/1 12:39	INJ	INJ	MIN	0-1, 2/0 19:44
Mar 10	Vs LAK	0-0, 4/0 14:20	INJ	INJ	MIN	0-1, 0/0 20:59
Mar 12	Vs NJD	0-0, 0/0 13:33	INJ	INJ	MIN	0-0, 2/-1 22:10
Mar 14	Vs CGY	0-0, 0/0 14:07	INJ	INJ	MIN	1-0, 2/1 22:17
Mar 19	@ ARI	0-0, 1/-2 13:57	INJ	INJ	MIN	1-1, 5/2 17:13
Mar 20	@ ANA	0-0, 1/0 12:19	INJ	INJ	MIN	1-0, 2/0 22:17
Mar 23	@ CGY	0-0, 2/0 12:20	INJ	INJ	MIN	0-2, 2/-1 21:31
Mar 25	@ EDM	0-0, 0/-2 12:27	INJ	INJ	MIN	1-2, 6/1 20:21
Mar 26	@ VAN	0-0, 2/0 12:41	INJ	INJ	MIN	0-2, 2/1 18:44
Mar 28	Vs BUF	0-1, 2/1 13:17	INJ	INJ	MIN	0-1, 1/-2 19:29
Mar 30	Vs EDM	0-0, 1/-2 14:50	INJ	INJ	MIN	1-0, 4/-1 22:22
Apr 1	@ SJS	0-0, 2/-2 17:12	INJ	INJ	MIN	0-0, 3/-2 16:20
Apr 3	@ ANA	0-0, 0/1 14:00	INJ	INJ	MIN	0-0, 2/0 17:15
Apr 4	@ LAK	0-0, 1/0 14:46	INJ	INJ	MIN	1-0, 2/0 18:30
Apr 7	Vs NSH	0-0, 2/0 12:31	INJ	INJ	MIN	1-0, 3/1 21:58
Apr 9	Vs WPG	0-0, 1/0 12:37	INJ	INJ	MIN	0-0, 5/0 25:30
Apr 11	Vs CHI	1-0, 4/1 12:22	INJ	INJ	MIN	0-0, 2/0 19:57

Date	Opp.	LANDESKOG #92	VARLAMOV #1	BERRA #20	PICKARD #31	AITTOKALLIO #74
Oct 9	@ MIN	0-0,0/-1 16:26	5/38 L 40:00	0/10 20:00	MIN	MIN
Oct 11	Vs MIN	0-0,2/-1 17:20	2/33 L 57:08	DND	MIN	MIN
Oct 13	@ BOS	0-0,1/0 16:52	DND	1/28 W 59:45	MIN	MIN
Oct 14	@ TOR	0-0,3/0 15:26	3/40 O 60:34	DND	MIN	MIN
Oct 16	@ OTT	1-0,2/-1 16:00	INJ	0/0 02:46	4/27 L 56:36	MIN
Oct 18	@ MTL	0-0,1/0 17:32	INJ	INJ	3/36 L 58:00	DND
Oct 21	Vs FLA	1-0,5/-1 18:40	INJ	4/36 O 62:22	DND	DNP
Oct 24	Vs VAN	1-0,4/-1 17:40	3/29 W 60:00	DND	MIN	MIN
Oct 26	@ WPG	0-0,3/0 18:08	2/28 O 64:28	DND	MIN	MIN
Oct 28	Vs SJS	1-0,5/-1 19:26	2/51 O 64:45	DND	MIN	MIN
Oct 30	Vs NYI	0-1,3/0 15:13	0/40 W 60:00	DND	MIN	MIN
Nov 1	@ STL	0-0,3/-2 19:45	2/29 O 64:56	DND	MIN	MIN
Nov 2	Vs ANA	0-0,3/-1 18:28	3/33 L 57:18	DND	MIN	MIN
Nov 4	Vs VAN	0-0,5/-1 21:09	5/37 L 60:00	DND	MIN	MIN
Nov 6	Vs TOR	0-1,1/0 20:13	DND	3/38 W 65:00	MIN	MIN
Nov 8	@ PHI	0-0,7/-1 16:16	DND	4/27 L 57:11	MIN	MIN
Nov 11	@ NYI	0-0,3/-1 17:20	6/46 L 60:00	DND	MIN	MIN
Nov 13	@ NYR	0-0,2/-1 18:58	3/33 W 65:00	DND	MIN	MIN
Nov 15	@ NJD	0-1,2/0 17:55	2/25 W 59:56	DND	MIN	MIN
Nov 20	Vs WSH	0-1,6/-1 21:11	INJ	3/23 L 58:35	DND	MIN
Nov 22	Vs CAR	0-2,1/2 17:59	INJ	3/10 16:50	0/17 W 43:10	MIN
Nov 25	@ ARI	2-0,6/2 19:21	INJ	3/8 10:53	0/25 W 52:23	MIN
Nov 26	Vs CHI	0-0,4/0 17:04	INJ	DND	3/45 L 57:30	MIN
Nov 29	Vs DAL	1-1,2/1 18:44	INJ	DND	2/24 W 59:53	MIN
Dec 1	Vs MTL	0-0,4/-1 17:11	INJ	DND	4/30 L 57:53	MIN
Dec 4	@ CGY	0-0,5/-1 18:40	4/25 O 61:47	DND	MIN	MIN
Dec 5	@ WPG	0-2,0/-2 17:25	5/30 L 41:17	1/7 16:42	MIN	MIN
Dec 9	Vs NSH	0-0,4/-2 20:34	INJ	DND	1/34 L 59:03	MIN
Dec 11	Vs WPG	0-1,7/1 20:12	INJ	DND	3/33 W 65:00	MIN
Dec 13	Vs STL	0-2,4/0 18:33	INJ	DND	3/42 O 61:03	MIN
Dec 18	@ PIT	0-0,4/0 20:51	INJ	DND	1/48 O 62:24	MIN
Dec 20	@ BUF	0-0,2/0 15:12	INJ	DND	1/29 W 60:00	MIN
Dec 21	@ DET	0-1,2/0 17:35	INJ	DND	1/35 W 65:00	MIN
Dec 23	Vs STL	0-2,1/0 14:34	0/26 W 60:00	DNP	DND	MIN
Dec 27	Vs CHI	0-0,3/-1 17:21	DND	DNP	4/32 L 57:56	MIN
Dec 29	@ STL	0-0,1/-1 18:00	3/25 L 60:00	MIN	DND	MIN
Dec 31	Vs PHI	0-1,4/1 17:39	3/29 W 64:36	DND	MIN	MIN
Jan 2	Vs EDM	0-0,2/1 19:30	1/28 W 65:00	DND	MIN	MIN
Jan 4	Vs CBJ	1-0,4/-1 17:18	4/27 L 58:52	DND	MIN	MIN
Jan 6	@ CHI	0-1,2/0 15:41	0/54 W 60:00	DND	MIN	MIN
Jan 8	Vs OTT	0-0,2/0 15:58	2/38 W 59:59	DND	MIN	MIN
Jan 10	Vs DAL	0-1,2/2 17:07	3/40 W 60:00	DND	MIN	MIN
Jan 12	@ WSH	0-0,2/0 18:17	2/38 L 57:46	MIN	DND	MIN
Jan 13	@ CAR	0-0,5/0 18:32	DND	MIN	2/46 O 65:00	MIN
Jan 15	@ FLA	0-1,0/1 18:32	2/32 W 59:44	MIN	DND	MIN
Jan 17	@ TBL	0-1,1/2 19:27	2/31 O 62:57	MIN	DND	MIN
Jan 19	@ STL	0-0,1/0 18:10	3/30 L 56:57	MIN	DND	MIN
Jan 21	Vs BOS	0-0,2/0 19:18	2/24 W 64:23	MIN	DND	MIN
Jan 27	@ NSH	0-1,2/1 19:55	4/39 O 61:14	DND	MIN	MIN
Jan 30	Vs NSH	1-0,3/1 18:23	0/23 W 60:00	DND	MIN	MIN
Feb 3	@ DAL	0-1,1/2 22:07	2/32 W 63:33	DND	MIN	MIN
Feb 5	Vs DET	0-0,1/-2 19:30	1/27 L 57:05	DND	MIN	MIN
Feb 7	@ MIN	0-0,2/0 20:53	1/29 L 58:00	DND	MIN	MIN
Feb 8	@ WPG	0-0,0/-1 18:41	5/29 L 55:10	DND	MIN	MIN
Feb 12	Vs NYR	1-0,3/0 21:24	5/30 L 58:00	DND	MIN	MIN
Feb 14	Vs DAL	1-0,3/1 20:19	1/25 W 60:00	DND	MIN	MIN
Feb 16	Vs ARI	1-0,2/0 16:06	1/5 W 40:00	1/12 20:00	MIN	MIN
Feb 18	Vs LAK	1-0,5/-1 20:51	3/25 L 58:16	DND	MIN	MIN
Feb 20	@ CHI	1-1(W),4/0 16:21	1/28 W 60:00	DND	MIN	MIN
Feb 22	Vs TBL	0-1,2/0 15:46	4/32 W 60:00	DND	MIN	MIN
Feb 24	@ NSH	0-0,1/-1 15:15	4/29 L 42:11	0/11 16:59	MIN	MIN
Feb 27	@ DAL	1-1,2/1 19:40	4/36 W 64:44	DND	MIN	MIN
Feb 28	Vs MIN	0-0,3/0 22:43	3/32 L 56:12	DND	MIN	MIN
Mar 4	Vs PIT	1-2,2/2 17:04	1/29 W 60:00	DND	MIN	MIN
Mar 7	@ CBJ	1-0,3/0 16:56	0/44 W 59:51	DND	MIN	MIN
Mar 8	@ MIN	1-1(W),1/0 19:24	1/30 W 54:16	1/4 05:44	MIN	MIN
Mar 10	Vs LAK	0-1,2/0 20:06	INJ	2/22 43:13	3/8 L 14:15	MIN
Mar 12	Vs NJD	0-0,2/-1 21:24	1/24 W 64:51	DND	DNP	MIN
Mar 14	Vs CGY	0-0,4/1 20:41	2/31 W 60:00	DND	MIN	MIN
Mar 19	@ ARI	1-1,2/2 16:58	2/30 W 60:00	DND	MIN	MIN
Mar 20	@ ANA	0-0,1/0 19:42	3/40 O 61:25	DND	MIN	MIN
Mar 23	@ CGY	1-1,2/-1 21:07	3/26 L 58:04	DND	MIN	MIN
Mar 25	@ EDM	0-1,2/1 18:53	3/7 09:36	1/27 L 49:08	MIN	MIN
Mar 26	@ VAN	1-1,6/2 15:33	DND	1/34 W 60:00	MIN	MIN
Mar 28	Vs BUF	0-1,0/-2 19:32	3/38 W 60:00	DND	MIN	MIN
Mar 30	Vs EDM	0-0,3/-1 22:24	2/34 L 59:15	DND	MIN	MIN
Apr 1	@ SJS	0-0,0/-2 16:17	DND	3/28 L 58:49	MIN	MIN
Apr 3	@ ANA	1-0,2/0 16:33	DND	2/37 W 59:30	MIN	MIN
Apr 4	@ LAK	0-1,0/0 18:48	3/26 L 57:57	DND	MIN	MIN
Apr 7	Vs NSH	0-1,1/2 21:49	2/42 W 59:51	DND	MIN	MIN
Apr 9	Vs WPG	0-0,1/0 21:24	DND	0/41 W 65:00	MIN	MIN
Apr 11	Vs CHI	0-1,7/0 20:15	2/30 W 59:56	DND	MIN	MIN

SEASON HIGHS/LOWS

TEAM SCORING

GOALS - GAME	7	Oct. 24 vs. Vancouver
GOALS - PERIOD	4	Oct. 24 vs. Vancouver (3rd)
GOALS AGAINST - GAME	6 (3x)	last: Feb. 12 vs. NY Rangers
GOALS AGAINST - PERIOD	4 (4x)	last: April 1 at San Jose (3rd)
FEWEST GOALS - GAME	0 (9x)	last: April 9 vs. Winnipeg (won 1-0 in shootout)
FEWEST GOALS AGAINST - GAME	0 (6x)	last: April 9 vs. Winnipeg
MOST COMBINED GOALS - GAME	10	Oct. 24 vs. Vancouver (7-3)

POWER PLAY/PENALTY KILL

POWER PLAY GOALS - GAME	2 (8x)	last: April 11 vs. Chicago
POWER PLAY GOALS AGAINST - GAME	3	Nov. 8 at Philadelphia
POWER PLAY GOALS - PERIOD	2 (5x)	last: March 7 at Columbus
MOST POWER-PLAY CHANCES, GAME	7 (2x)	Feb. 28 vs. Minnesota Nov. 29 vs. Dallas
FEWEST POWER-PLAY CHANCES, GAME	0	Nov. 20 vs. Washington
SHORT-HANDED GOALS - GAME	1 (4x)	last: March 20 at Anaheim
SHORT-HANDED GOALS AGAINST - GAME	1 (2x)	last: Feb. 24 at Nashville
BEST POWER PLAY PCT - GAME (min 3 opp.)	66.7% (2-3)	Feb. 20 at Chicago
BEST PK PCT - GAME (min 5 chances)	100% (6-6) 4x	last: Jan. 10 vs. Dallas
CONSECUTIVE PENALTY KILLS	29 straight	Oct. 24 - Nov. 4

SHOTS ON GOAL

SHOTS - GAME	48	Oct. 24 vs. Vancouver
SHOTS AGAINST - GAME	54	Jan. 6 at Chicago
SHOTS - PERIOD	21	Nov. 8 at Philadelphia (3rd)
SHOTS AGAINST - PERIOD	23	Oct. 28 vs. San Jose (1st)
FEWEST SHOTS - GAME	10	April 4 at Los Angeles
FEWEST SHOTS AGAINST - GAME	17	Feb. 16 vs. Arizona
FEWEST SHOTS - PERIOD (not including OT)	2 (2x)	Nov. 2 vs. Anaheim (2nd) Nov. 1 at St. Louis (1st)
FEWEST SHOTS AGAINST - PERIOD (not including OT)	0	Feb. 16 vs. Arizona (2nd) — franchise record

PENALTY MINUTES

PENALTY MINUTES - GAME	40	Feb. 28 vs. Minnesota
PENALTY MINUTES BY OPPONENT - GAME	37	Dec. 5 at Winnipeg
COMBINED PENALTY MINUTES - GAME	72	Dec. 5 at Winnipeg (35-37)
FEWEST PENALTY MINUTES - GAME	0 (3x)	April 4 at Los Angeles March 30 vs. Edmonton Nov. 22 vs. Carolina
FEWEST PENALTY MINUTES AGAINST - GAME	2 (10x)	last: April 9 vs. Winnipeg
FEWEST COMBINED PENALTY MINUTES - GAME	2 (2x)	April 4 at Los Angeles (0-2) March 30 vs. Edmonton (0-2)

MISCELLANEOUS

MOST HITS - GAME	43	Nov. 25 at Arizona
MOST BLOCKED SHOTS - GAME	34	Oct. 26 at Winnipeg
MOST TAKEAWAYS - GAME	24	Nov. 20 vs. Washington
MOST FACEOFF WINS - GAME	43	Feb. 14 vs. Dallas
BEST FACEOFF WIN PERCENTAGE - GAME	68.3% (41/60)	Feb. 18 vs. Los Angeles

WINNING / LOSING STREAKS

LONGEST WINNING STREAK	3 games (5x)	last: April 7-11 (end of season)
HOME WINNING STREAK	4 games	Jan. 8-30
ROAD WINNING STREAK	4 games	Feb. 27 - March 19
LONGEST WITHOUT REGULATION LOSS	6 games (2x)	Dec. 11-23 (4-0-2) Oct. 21 - Nov. 1 (2-0-4) Feb. 5-12
LONGEST LOSING STREAK (regulation)	4 games	last: Feb. 5-12 (0-4-0)
LONGEST WINLESS STREAK	4 games (3x)	last: Feb. 5-12
HOME LOSING STREAK (regulation)	2 games (3x)	last: March 23-25
ROAD LOSING STREAK (regulation)	2 games (4x)	Jan. 8-30 (4-0-0) Oct. 21-30 (2-0-2)
CONSECUTIVE HOME GAMES WITH A POINT	4 games (2x)	Feb. 27 - March 20 (4-0-1)
CONSECUTIVE ROAD GAMES WITH A POINT	5 games	last: Feb. 5-12 (0-2-0)
HOME WINLESS STREAK	2 games (4x)	Oct. 14 - Nov. 11 (0-4-3)
ROAD WINLESS STREAK	7 games	

COMEBACKS

LARGEST COMEBACK WIN	3 goals	Nov. 25 at Arizona (trailed 0-3, won 4-3 in OT)
LARGEST LEAD BLOWN, DEFEAT	2 goals (2x)	Nov. 4 vs. Vancouver (led 2-0, lost 5-2) Oct. 16 at Ottawa (led 3-1, lost 5-3)

SHOOTOUTS

LONGEST SHOOTOUT	11 rounds/22 shooters	Feb. 3 at Dallas
------------------	-----------------------	------------------

INDIVIDUAL HIGHS

GOALS - GAME	3	Nathan MacKinnon, Feb. 22 vs. Tampa Bay
ASSISTS - GAME	3 (6x)	last: Jarome Iginla, March 28 vs. Buffalo
POINTS - GAME	3 (17x)	last: M. Duchene & J. Iginla, March 28 vs. Buffalo
POINTS BY A DEFENSEMAN - GAME	3 (6x)	last: Tyson Barrie, March 7 at Columbus
SHOTS - GAME	10	Matt Duchene, Oct. 18 at Montreal
PENALTY MINUTES - GAME	30	Cody McLeod, Feb. 14 vs. Dallas
BEST PLUS/MINUS RATIO - GAME	+3 (10x)	last: Duchene, Iginla, Mitchell, Stuart, March 28 vs. Buffalo
MOST ICE TIME	30:25	Erik Johnson, Nov. 15 at New Jersey
BLOCKED SHOTS	7 (2x)	Erik Johnson, Dec. 31 vs. Philadelphia
HITS	11	Brad Stuart, Oct. 26 at Dallas
POWER-PLAY GOALS - GAME	2	Cody McLeod, Feb. 27 at Dallas
POINTS - PERIOD	3	Jarome Iginla, April 11 vs. Chicago Jarome Iginla, Alex Tanguay, Dec. 20 at Buffalo (3rd)

INDIVIDUAL STREAKS

LONGEST POINT STREAK	8 games	Ryan O'Reilly, March 14-30
LONGEST GOAL STREAK	5 games	Gabriel Landeskog, Feb. 12-20
LONGEST ASSIST STREAK	4 games (6x)	last: Landeskog and O'Reilly, March 23-28

GOALTENDING

SAVES - GAME	54	Semyon Varlamov, Jan. 6 at Chicago
SAVES - PERIOD	22	Semyon Varlamov, Oct. 28 vs. San Jose (1st)
LONGEST WINNING STREAK	6 games	Semyon Varlamov, March 4-19
LONGEST STREAK W/O REGULATION LOSS	7 decisions	Semyon Varlamov, March 4-20 (6-0-1)
LONGEST SHUTOUT STREAK	149:24	Calvin Pickard, Oct. 18 - Nov. 26
MOST CONSECUTIVE STARTS	22 games	Semyon Varlamov, Jan. 15 - March 8

FASTEST GOALS

FASTEST GOAL TO START - GAME	0:30	Jarome Iginla, Jan. 4 vs. Columbus
FASTEST GOAL AGAINST TO START - GAME	0:10	Henrik Sedin, Oct. 24 vs. Vancouver
FASTEST GOAL TO START - PERIOD	0:12	Matt Duchene, Jan. 10 vs. Dallas (3rd)
FASTEST GOAL AGAINST TO START - PERIOD	0:10	Henrik Sedin, Oct. 24 vs. Vancouver (1st)
FASTEST TWO GOALS	0:09 (2x)	Jarome Iginla 15:32, Ryan O'Reilly 15:41 (2nd), April 7 vs. Nashville – tied franchise record Cody McLeod 2:54, Matt Duchene 3:03 (1st), Feb. 16 vs. Arizona – tied franchise record

SEASON HIGHS/LOWS

FASTEST GOALS CONTINUED

FASTEST TWO GOALS AGAINST	0:32 (2x)	Nikita Nikitin 17:53, Taylor Hall 18:25 (3rd) – both empty netters, March 30 vs. Edmonton
FASTEST TWO GOALS BY ONE PLAYER	6:49 (2x)	Bryan Little 0:45, 1:17 (3rd), Dec. 5 at Winnipeg Nathan MacKinnon 16:21 (1st), 3:10 (2nd), Feb. 22 vs. Tampa Bay Nathan MacKinnon 3:25, 10:14 (2nd), Oct. 30 vs. NY Islanders
FASTEST TWO GOALS AGAINST BY ONE PLAYER	0:32	Bryan Little 0:45, 1:17 (3rd), Dec. 5 at Winnipeg
FASTEST THREE GOALS	3:50	Tyson Barrie 10:51, Gabriel Landeskog 11:22, Alex Tanguay 14:41 (2nd), Oct. 21 vs. Florida
FASTEST THREE GOALS AGAINST	2:02	Andrew Ladd 19:15 (2nd), Bryan Little 0:45, 1:17 (3rd), Dec. 5 at Winnipeg
FASTEST FOUR GOALS	17:11	Briere 2:05, Duchene 5:55, Landeskog 12:56, Iginla 19:16 (3rd), Oct. 24 vs. Vancouver
FASTEST OVERTIME GOAL	3:16	Daniel Briere, Nov. 25 at Arizona
FASTEST OVERTIME GOAL - AGAINST	0:34	Phil Kessel, Oct. 14 at Toronto

HAT TRICKS

AVALANCHE (1): Nathan MacKinnon, Feb. 22 vs. Tampa Bay
OPPONENT (1): Bryan Little, Dec. 5 at Winnipeg

PENALTY SHOTS

AVALANCHE (0-0): None
OPPONENT (0-0): None

EMPTY-NET GOALS

AVALANCHE (6): Alex Tanguay, Dec. 20 at Buffalo; Jarome Iginla, Jan. 15 at Florida; Gabriel Landeskog, Jan. 30 vs. Nashville; Gabriel Landeskog, March 19 at Arizona; John Mitchell, March 26 at Vancouver; Dennis Everberg, April 3 at Anaheim
OPPONENT (14): Zach Parise, Oct. 11 vs. Minnesota, Chris Neil, Oct. 16 at Ottawa; Gabriel Bourque and James Neal, Dec. 9 vs. Nashville; Patrick Kane, Dec. 27 vs. Chicago; Darren Helm and Luke Glendening, Feb. 5 vs. Detroit; Ryan McDonagh, Feb. 12 vs. NY Rangers; Jeff Carter, Feb. 18 vs. Los Angeles; Eric Nystrom, Feb. 24 at Nashville; Nikita Nikitin and Taylor Hall, March 30 vs. Edmonton; Logan Couture and John Scott, April 1 at San Jose

PULLED-GOALIE GOALS (IN FINAL 3 MINUTES OF THIRD PERIOD)

AVALANCHE (6): Matt Duchene, Oct. 18 at Montreal; Nathan MacKinnon, Jan. 17 at Tampa Bay; Ryan O'Reilly, Jan. 21 vs. Boston; Nick Holden, Jan. 27 at Nashville; Tyson Barrie, Feb. 3 at Dallas; Alex Tanguay, Feb. 8 at Winnipeg
OPPONENT (4): Richard Panik, Nov. 6 vs. Toronto; Dennis Wideman, Dec. 4 at Calgary; Nikita Kucherov, Feb. 22 vs. Tampa Bay; Thomas Vanek, March 8 at Minnesota

OVERTIME GOALS

AVALANCHE (2): Daniel Briere, Nov. 25 at Arizona; Ryan O'Reilly, Dec. 31 vs. Philadelphia
OPPONENT (8): Phil Kessel, Oct. 14 at Toronto; Brad Boyes, Oct. 21 vs. Florida; Bryan Little, Oct. 26 at Winnipeg; Sean Monahan, Dec. 4 at Calgary; T.J. Oshie, Dec. 13 vs. St. Louis; Blake Comeau, Dec. 18 at Pittsburgh; Craig Smith, Jan. 27 at Nashville; Corey Perry, March 20 at Anaheim

FRANCHISE RECORD BOOK



ALL-TIME RECORD

YEAR-BY-YEAR RECORD

YEAR	GP	W	L	T	OTL	PTS	FINISHED	PLAYOFFS
1979-80	80	25	44	11	-	61	5th, Adams	None
1980-81	80	30	32	18	-	78	4th, Adams	Lost Prelim. Round
1981-82	80	33	31	16	-	82	4th, Adams	Lost Conf. Championship
1982-83	80	34	34	12	-	80	4th, Adams	Lost Div. Semi-Final
1983-84	80	42	28	10	-	94	3rd, Adams	Lost Div. Final
1984-85	80	41	30	9	-	91	2nd, Adams	Lost Conf. Championship
1985-86	80	43	31	6	-	92	1st, Adams	Lost Div. Semi-Final
1986-87	80	31	39	10	-	72	4th, Adams	Lost Div. Final
1987-88	80	32	43	5	-	69	5th, Adams	None
1988-89	80	27	46	7	-	61	5th, Adams	None
1989-90	80	12	61	7	-	31	5th, Adams	None
1990-91	80	16	50	14	-	46	5th, Adams	None
1991-92	80	20	48	12	-	52	5th, Adams	None
1992-93	84	47	27	10	-	104	2nd, Adams	Lost Div. Semi-Final
1993-94	84	34	42	8	-	76	5th, Northeast	None
1994-95	48	30	13	5	-	65	1st, Northeast	Lost Conf. Quarter-Final
1995-96	82	47	25	10	-	104	1st, Pacific	Won Stanley Cup
1996-97	82	49	24	9	-	107	1st, Pacific	Lost Conf. Final
1997-98	82	39	26	17	-	95	1st, Pacific	Lost Conf. Quarter-Final
1998-99	82	44	28	10	-	98	1st, Northwest	Lost Conf. Final
1999-00	82	42	28	11	1	96	1st, Northwest	Lost Conf. Final
2000-01	82	52	16	10	4	118	1st, Northwest	Won Stanley Cup
2001-02	82	45	28	8	1	99	1st, Northwest	Lost Conf. Final
2002-03	82	42	19	13	8	105	1st, Northwest	Lost Conf. Quarter-Final
2003-04	82	40	22	13	7	100	2nd, Northwest	Lost Conf. Semi-Final
2004-05	-	-	-	-	-	-	-	-
2005-06	82	43	30	-	9	95	2nd, Northwest	Lost Conf. Semi-Final
2006-07	82	44	31	-	7	95	4th, Northwest	None
2007-08	82	44	31	-	7	95	2nd, Northwest	Lost Conf. Semi-Final
2008-09	82	32	45	-	5	69	5th, Northwest	None
2009-10	82	43	30	-	9	95	2nd, Northwest	Lost Conf. Quarter-Final
2010-11	82	30	44	-	8	68	4th, Northwest	None
2011-12	82	41	35	-	6	88	3rd, Northwest	None
2012-13	48	16	25	-	7	39	5th, Northwest	None
2013-14	82	52	22	-	8	112	1st, Central	Lost 1st Round
2014-15	82	39	31	-	12	90	7th, Central	None
Totals (QUE)	1256	497	599	160	0			
Totals (COL)	1524	784	540	101	99			
Overall Totals	2780	1281	1139	261	99			

PLAYOFF RECORD

YEAR	GP	W	L	FINISHED
1981	5	2	3	Lost Prelim. Round
1982	16	7	9	Lost Conf. Championship
1983	4	1	3	Lost Div. Semi-Final
1984	9	5	4	Lost Div. Final
1985	18	9	9	Lost Conf. Championship
1986	3	0	3	Lost Div. Semi-Final
1987	13	7	6	Lost Div. Final
1993	6	2	4	Lost Div. Semi-Final
1995	6	2	4	Lost Conf. Quarter-Final
1996	22	16	6	Won Stanley Cup
1997	17	10	7	Lost Conf. Final
1998	7	3	4	Lost Conf. Quarter-Final
1999	19	11	8	Lost Conf. Final
2000	17	11	6	Lost Conf. Final
2001	23	16	7	Won Stanley Cup
2002	21	11	10	Lost Conf. Final
2003	7	3	4	Lost Conf. Quarter-Final
2004	11	6	5	Lost Conf. Semi-Final
2006	9	4	5	Lost Conf. Semi-Final
2008	10	4	6	Lost Conf. Semi-Final
2010	6	2	4	Lost Conf. Quarter-Final
2014	7	3	4	Lost 1st Round
Playoffs (QUE)	80	35	45	
Playoffs (COL)	176	100	76	
Playoff Totals	256	135	121	

HOME RECORD

YEAR	GP	W	L	T	OTL
1979-80	40	17	16	7	-
1980-81	40	18	11	11	-
1981-82	40	24	13	3	-
1982-83	40	23	10	7	-
1983-84	40	24	11	5	-
1984-85	40	24	12	4	-
1985-86	40	23	13	4	-
1986-87	40	20	13	7	-
1987-88	40	15	23	2	-
1988-89	40	16	20	4	-
1989-90	40	8	26	6	-
1990-91	40	9	23	8	-
1991-92	40	18	19	3	-
1992-93	42	23	17	2	-
1993-94	42	19	17	6	-
1994-95	24	19	1	4	-
1995-96	41	24	10	7	-
1996-97	41	26	10	5	-
1997-98	41	21	10	10	-
1998-99	41	21	14	6	-
1999-00	41	25	12	4	0
2000-01	41	28	6	5	2
2001-02	41	24	12	4	1
2002-03	41	21	9	8	3
2003-04	41	19	14	6	2
2004-05	-	-	-	-	-
2005-06	41	25	10	-	6
2006-07	41	22	16	-	3
2007-08	41	27	12	-	2
2008-09	41	18	21	-	2
2009-10	41	24	14	-	3
2010-11	41	16	21	-	4
2011-12	41	22	17	-	2
2012-13	24	12	9	-	3
2013-14	41	26	11	-	4
2014-15	41	23	15	-	3
Totals	1390	724	488	138	40
Totals (COL)	762	424	243	55	40
Totals (Pepsi)	598	332	199	27	40

ROAD RECORD

YEAR	GP	W	L	T	OTL
1979-80	40	8	28	4	-
1980-81	40	12	21	7	-
1981-82	40	9	18	13	-
1982-83	40	11	24	5	-
1983-84	40	18	17	5	-
1984-85	40	17	18	5	-
1985-86	40	20	18	2	-
1986-87	40	11	26	3	-
1987-88	40	17	20	3	-
1988-89	40	11	26	3	-
1989-90	40	4	35	1	-
1990-91	40	7	27	6	-
1991-92	40	2	29	9	-
1992-93	42	24	10	8	-
1993-94	42	15	25	2	-
1994-95	24	11	12	1	-
1995-96	41	23	15	3	-
1996-97	41	23	14	4	-
1997-98	41	18	16	7	-
1998-99	41	23	14	4	-
1999-00	41	17	16	7	1
2000-01	41	24	10	5	2
2001-02	41	21	16	4	0
2002-03	41	21	10	5	5
2003-04	41	21	8	7	5
2004-05	-	-	-	-	-
2005-06	41	18	20	-	3
2006-07	41	22	15	-	4
2007-08	41	17	19	-	5
2008-09	41	14	24	-	3
2009-10	41	19	16	-	6
2010-11	41	14	23	-	4
2011-12	41	19	18	-	4
2012-13	24	4	16	-	4
2013-14	41	26	11	-	4
2014-15	41	16	16	-	9
Totals	1390	557	651	123	59
Totals (COL)	762	360	297	46	59

ALL-TIME RECORD

RECORD BY MONTH (note: the Nordiques played one game in May - 5/3/95, a 4-1 win over Hartford)

Year	October	November	December	January	February	March	April
1979-80	3-5-1	4-7-3	8-5-1	4-6-2	3-9-1	3-10-1	0-2-2
1980-81	1-6-3	4-6-3	5-6-2	2-8-5	10-2-0	8-2-4	0-2-1
1981-82	7-6-0	7-4-4	5-5-1	6-5-3	4-3-5	2-7-3	2-1-0
1982-83	6-4-1	6-6-1	5-4-4	7-7-0	4-5-4	4-8-2	2-0-0
1983-84	7-5-1	6-6-2	7-5-0	8-2-3	7-5-1	7-5-3	-
1984-85	4-6-1	7-5-0	5-5-5	8-4-1	7-4-1	8-4-1	2-2-0
1985-86	8-2-1	4-8-0	7-5-1	9-4-1	6-7-1	8-4-1	1-1-1
1986-87	6-3-2	6-6-2	4-8-2	3-9-1	5-6-1	4-7-2	3-0-0
1987-88	5-4-1	5-7-0	6-6-1	5-8-1	5-8-1	6-8-1	0-2-0
1988-89	5-7-0	3-9-2	5-7-2	5-6-2	4-8-0	5-7-1	0-2-0
1989-90	3-8-1	3-11-1	1-6-4	2-11-0	2-11-0	1-13-1	0-1-0
1990-91	3-7-3	1-11-2	5-7-2	2-8-2	1-9-2	4-8-3	-
1991-92	2-9-1	4-8-1	5-5-3	1-10-1	1-9-3	5-7-2	2-0-1
1992-93	7-3-1	6-5-4	9-4-1	6-4-2	7-4-1	8-4-1	4-3-0
1993-94	5-6-1	3-6-3	8-5-1	4-8-0	4-8-0	7-6-2	3-3-1
1994-95	-	-	-	5-0-0	8-4-2	10-4-1	6-5-2
1995-96	7-3-1	8-2-3	7-6-1	4-4-4	9-3-1	8-5-0	4-2-0
1996-97	8-4-1	8-2-3	7-4-1	8-2-3	7-4-0	8-5-1	3-3-0
1997-98	7-2-5	6-4-3	8-2-4	5-5-4	5-1-0	6-7-0	2-5-1
1998-99	2-6-1	6-5-1	8-6-1	9-2-1	5-3-4	9-4-2	5-2-0
1999-00	5-5-2-1	6-5-1-0	7-5-1-0	7-4-3-0	3-7-3-0	10-2-1-0	4-0-0-0
2000-01	9-1-2-0	8-3-1-0	8-4-2-0	10-0-3-1	5-4-1-1	10-3-0-2	2-1-1-0
2001-02	7-6-0-0	6-6-1-0	9-3-3-0	8-3-2-1	4-2-1-0	7-6-0-0	4-2-1-0
2002-03	4-1-3-2	4-5-5-1	6-3-1-2	6-5-2-0	10-1-0-2	10-3-2-1	2-1-0-0
2003-04	5-4-0-0	9-3-2-1	4-3-5-0	11-1-2-2	4-4-2-2	6-7-2-1	1-0-0-1
2004-05	-	-	-	-	-	-	-
2005-06	6-4-1	8-5-2	6-8-0	9-2-2	4-2-1	7-5-2	3-4-1
2006-07	5-4-2	7-7-0	6-7-0	7-3-2	5-8-1	11-1-2	3-1-0
2007-08	7-4-0	6-6-1	8-5-2	6-5-1	6-6-2	9-5-1	2-0-0
2008-09	5-5-0	6-7-0	8-5-1	4-9-0	5-8-0	3-9-1	1-2-3
2009-10	10-2-2	5-6-3	8-5-1	7-5-0	5-2-0	6-8-1	2-2-2
2010-11	6-4-1	7-5-1	7-4-3	5-6-1	1-11-1	2-10-1	2-4-0
2011-12	7-4-0	4-9-1	10-5-0	5-6-1	7-3-2	8-6-2	0-2-0
2012-13	-	-	-	3-4-0	5-4-3	4-10-1	4-7-3
2013-14	10-1-0	9-5-0	5-5-4	10-3-1	4-3-0	9-4-1	5-1-2
2014-15	3-4-4	6-6-1	5-5-3	7-3-3	6-7-0	8-4-1	4-2-0
Totals	185-145-46	188-196-59	212-168-65	208-172-63	178-185-50	231-208-54	78-65-23

RECORDS VS. SINGLE OPPONENT

MOST POINTS VS. ONE TEAM, CAREER

Peter Stastny	115	vs. Hartford/Carolina
Joe Sakic	103	vs. Calgary
Joe Sakic	99	vs. Edmonton
Michel Goulet	98	vs. Hartford/Carolina
Joe Sakic	97	vs. Vancouver

MOST GOALS VS. ONE TEAM, CAREER

Michel Goulet	60	vs. Hartford/Carolina
Michel Goulet	50	vs. Montreal
Michel Goulet	42	vs. Boston
Joe Sakic	40	vs. Calgary

MOST ASSISTS VS. ONE TEAM, CAREER

Peter Stastny	77	vs. Hartford/Carolina
Peter Stastny	69	vs. Boston
Joe Sakic	66	vs. Vancouver
Joe Sakic	63	vs. Calgary

MOST POINTS VS. ONE TEAM, SEASON

Joe Sakic	20	2006-07 vs. Calgary
Peter Stastny	20	1987-88 vs. Hartford
Peter Stastny	18	1982-83 vs. Hartford

MOST GOALS VS. ONE TEAM, SEASON

Michel Goulet	13	1982-83 vs. Hartford
Michel Goulet	11	1981-82 vs. Hartford
Michel Goulet	9	1987-88 vs. Montreal
Michel Goulet	9	1986-87 vs. Buffalo

MOST ASSISTS VS. ONE TEAM, SEASON

Joe Sakic	15	2006-07 vs. Calgary
Peter Stastny	14	1987-88 vs. Hartford
Peter Stastny	13	1981-82 vs. Boston
Peter Stastny	13	1982-83 vs. Hartford

REGULAR SEASON HOME ATTENDANCE

SEASON	GM	TOTAL	AVERAGE	SELLOUTS	RANK
1979-80	40	429,672	10,742	5	-
1980-81	40	489,096	12,227	18	-
1981-82	40	604,817	15,120	24	-
1982-83	40	602,318	15,058	22	-
1983-84	40	599,420	14,986	22	-
1984-85	40	594,712	14,868	15	-
1985-86	40	591,376	14,784	16	-
1986-87	40	593,289	14,832	17	-
1987-88	40	597,707	14,943	14	-
1988-89	40	581,795	14,545	9	-
1989-90	40	603,193	15,080	8	-
1990-91	40	567,762	14,194	4	-
1991-92	40	558,967	13,974	3	-
1992-93	42	613,479	14,607	17	-
1993-94	42	600,695	14,302	3	-
1994-95	24	299,353	14,261	8	-
1995-96	41	656,708	16,017	38	-
1996-97	41	658,501	16,061	41	-
1997-98	41	658,501	16,061	41	-
1998-99	41	658,501	16,061	41	-
1999-00	41	738,287	18,007	41	-
2000-01	41	738,287	18,007	41	8th
2001-02	41	738,287	18,007	41	10th
2002-03	41	738,287	18,007	41	10th
2003-04	41	738,287	18,007	41	10th
2004-05	-	-	-	-	-
2005-06	41	738,287	18,007	41	11th
2006-07	41	722,127	17,613	15	13th
2007-08	41	690,552	16,843	13	17th
2008-09	41	632,602	15,429	7	26th
2009-10	41	571,849	13,948	5	27th
2010-11	41	607,650	14,821	5	24th
2011-12	41	635,440	15,499	5	23rd
2012-13	24	370,677	15,445	3	26th
2013-14	41	668,133	16,296	9	22nd
2014-15	41	663,247	16,177	12	23rd
TOTAL	1390	21,551,861	15,505	686	-
Colorado Totals	762	12,624,210	16,567	481	-
Pepsi Center	598	9,991,999	16,709	320	-

AVALANCHE PLAYOFF ATTENDANCE (SINCE 1995-96)

SEASON	GM	TOTAL	AVERAGE	SELLOUTS
1995-96	11	176,671	16,061	11
1996-97	9	144,549	16,061	9
1997-98	4	64,244	16,061	4
1998-99	9	144,549	16,061	9
1999-00	9	162,063	18,007	9
2000-01	13	234,091	18,007	13
2001-02	11	198,077	18,007	11
2002-03	4	72,028	18,007	4
2003-04	6	108,042	18,007	6
2005-06	4	72,028	18,007	4
2007-08	5	90,035	18,007	5
2009-10	3	54,021	18,007	3
2013-14	4	73,405	18,351	4
Colorado	92	1,593,803	17,324	92

RECORD SELLOUT STREAK

The Avalanche registered 487 consecutive home sellouts from Nov. 9, 1995 to Oct. 14, 2006, the longest recorded streak in NHL history. That run came to an end on Oct. 16, 2006 against Chicago, the team's first non-sellout crowd since Nov. 1, 1995. The Avalanche celebrated its 500th sellout since the franchise moved to Denver with a 3-1 victory over the Detroit Red Wings on Jan. 20, 2007. Entering the 2015-16 campaign, the Avalanche has sold out 573 of 854 home games, including playoffs (67.1%).

ALL-TIME HEAD COACHES

ALL-TIME COACHES

	YEARS	GM	Regular Season				Playoffs	
			W	L	T/OT	Pct.	W	L
Jacques Demers	1979-80	80	25	44	11	.381	0	0
Totals	1 Season	80	25	44	11	.381	0	0
Maurice Filion	1980-81	6	1	3	2	.333	0	0
Totals	1 Season	6	1	3	2	.333	0	0
Michel Bergeron	1980-81	74	29	29	16	.507	2	3
Michel Bergeron	1981-82	80	33	31	16	.513	7	9
Michel Bergeron	1982-83	80	34	34	12	.500	1	3
Michel Bergeron	1983-84	80	42	28	10	.587	5	4
Michel Bergeron	1984-85	80	41	30	9	.569	9	9
Michel Bergeron	1985-86	80	43	31	6	.575	0	3
Michel Bergeron	1986-87	80	31	39	10	.450	7	6
Michel Bergeron	1989-90	80	12	61	7	.194	0	0
Totals	8 Seasons	634	265	283	86	.486	31	37
Andre Savard	1987-88	24	10	13	1	.438	0	0
Totals	1 Season	24	10	13	1	.438	0	0
Ron Lapointe	1987-88	56	22	30	4	.429	0	0
Ron Lapointe	1988-89	33	11	20	2	.364	0	0
Totals	2 Seasons	89	33	50	6	.404	0	0
Jean Perron	1988-89	47	16	26	5	.394	0	0
Totals	1 Season	47	16	26	5	.394	0	0
Dave Chambers	1990-91	80	16	50	14	.288	0	0
Dave Chambers	1991-92	18	3	14	1	.194	0	0
Totals	2 Seasons	98	19	64	15	.270	0	0
Pierre Page	1991-92	62	17	34	11	.363	0	0
Pierre Page	1992-93	84	47	27	10	.619	2	4
Pierre Page	1993-94	84	34	42	8	.452	0	0
Totals	3 Seasons	230	98	103	29	.489	2	4
Marc Crawford	1994-95	48	30	13	5	.677	2	4
Marc Crawford	1995-96	82	47	25	10	.634	16	6
Marc Crawford	1996-97	82	49	24	9	.652	10	7
Marc Crawford	1997-98	82	39	26	17	.579	3	4
Totals	4 Seasons	294	165	88	41	.631	31	21
Bob Hartley	1998-99	82	44	28	10	.598	11	8
Bob Hartley	1999-00	82	42	29	11	.579	11	6
Bob Hartley	2000-01	82	52	20	10	.695	16	7
Bob Hartley	2001-02	82	45	29	8	.598	11	10
Bob Hartley	2002-03	31	10	12	9	.468	0	0
Totals	5 Seasons	359	193	118	48	.604	49	31
Tony Granato	2002-03	51	32	15	4	.667	3	4
Tony Granato	2003-04	82	40	29	13	.567	6	5
Tony Granato	2008-09	82	32	45	5	.421	0	0
Totals	3 Seasons	215	104	89	22	.535	9	9
Joel Quenneville	2005-06	82	43	30	9	.579	4	5
Joel Quenneville	2006-07	82	44	31	7	.579	0	0
Joel Quenneville	2007-08	82	44	31	7	.579	4	6
Totals	3 Seasons	246	131	92	23	.579	8	11
Joe Sacco	2009-10	82	43	30	9	.579	2	4
Joe Sacco	2010-11	82	30	44	8	.415	0	0
Joe Sacco	2011-12	82	41	35	6	.537	0	0
Joe Sacco	2012-13	48	16	25	7	.406	0	0
Totals	4 Seasons	294	130	134	30	.493	2	4
Patrick Roy	2013-14	82	52	22	8	.683	3	4
Patrick Roy	2014-15	82	39	31	12	.549	0	0
Totals	2 Seasons	164	91	53	20	.616	3	4

GENERAL MANAGERS, ASSISTANT COACHES, CAPTAINS

GENERAL MANAGERS

NAME	YEAR
Maurice Filion	1979-80 to 1987-88
Martin Madden/Maurice Filion	1988-89 to 1989-90
Pierre Page	1990-91 to 1993-94
Pierre Lacroix	1994-95 to 2005-06
Francois Giguere	2006-07 to 2008-09
Greg Sherman	2009-10 to 2012-13
Joe Sakic	2013-14 to present

ASSISTANT COACHES

NAME	YEAR	NAME	YEAR
Andre Boudrias	1979-80	Joel Quenneville, Jacques Cloutier, Mike Foligno	1996-97
Andre Boudrias, Michel Bergeron	1980-81	Jacques Cloutier, Mike Foligno	1997-98
Charles Thiffault	1981-82	Jacques Cloutier, Bryan Trottier	1998-01
Jacques Martin, Don Jackson, Simon Nolet, Charles Thiffault	1982-83	Jacques Cloutier, Eric Lacroix, Bryan Trottier	2001-02
Simon Nolet, Charles Thiffault	1983-84	Jacques Cloutier, Tony Granato, Paul Jerrard, Rick Tocchet	2002-03
Don Jackson, Andre Savard, Simon Nolet, Guy Lapointe	1984-85	Jacques Cloutier, Rick Tocchet	2003-04
Simon Nolet, Ron Harris	1985-86	Jacques Cloutier, Tony Granato	2005-06
Simon Nolet, Charles Thiffault, Guy Lapointe	1986-87	Jacques Cloutier, Tony Granato, Jeff Hackett	2006-08
Guy Lapointe, Alain Chainey	1987-88	Jacques Cloutier, Dave Barr, Jeff Hackett	2008-09
Guy Lapointe, Alain Chainey, Serge Aubry	1988-89	Sylvain Lefebvre, Steve Konowalchuk, Adam Deadmarsh, Jocelyn Thibault	2009-10
Guy Lapointe, Alain Chainey, Serge Aubry, Robbie Ftoek	1989-90	Sylvain Lefebvre, Steve Konowalchuk, Adam Deadmarsh, Kirk McLean	2010-11
Jacques Martin, Robbie Ftoek	1990-91	Sylvain Lefebvre, Adam Deadmarsh, Tim Army, Kirk McLean	2011-12
Jacques Martin, Don Jackson, Andre Savard	1991-92	Tim Army, David Quinn, Kirk McLean	2012-13
Andre Savard, Clement Jodoin	1992-93	Tim Army, Andre Tourigny, Mario Duhamel	2013-14
Clement Jodoin, Lucien Deblois	1993-94	Francois Allaire, Adam Foote	
Jacques Martin, Joel Quenneville	1994-95	Tim Army, Andre Tourigny, Mario Duhamel	2014-15
Joel Quenneville, Jacques Cloutier, Jacques Martin	1995-96	Francois Allaire, Adam Foote	

CAPTAINS

NAME	YEAR	NAME	YEAR
Marc Tardif	1979-80 to 1980-81	Mike Hough	1991-92
Robbie Ftoek, Andre Dupont	1981-82	Joe Sakic	1992-93 to 2008-09
Mario Marois	1982-83 to 1984-85	Adam Foote	2009-10 to 2010-11
Mario Marois, Peter Stastny	1985-86	Milan Hejduk	2011-12
Peter Stastny	1986-87 to 1989-90	Gabriel Landeskog	2012-13 to present
Joe Sakic, Steven Finn	1990-91		

MOST TEAM GOALS, FRANCHISE HISTORY

G	DATE (Final Score)	G	DATE (Final Score)
12	Dec. 5, 1995 vs. San Jose (12-2)	10	March 6, 1993 vs. NY Rangers (10-2)
12	Oct. 20, 1984 at Toronto (12-3)	10	March 5, 1992 at Hartford (10-4)
12	Feb. 1, 1983 vs. Hartford (12-3)	10	Feb. 10, 1985 at Hartford (10-4)
11	March 26, 1995 at Ottawa (11-4)	10	Dec. 29, 1984 vs. Pittsburgh (10-2)
11	Oct. 22, 1983 vs. Minnesota North Stars (11-2)	10	March 5, 1983 vs. Hartford (10-3)
11	Feb. 22, 1981 at Washington (11-7)	10	Dec. 7, 1982 vs. Boston (10-5)

FRANCHISE CAREER LEADERS

GAMES PLAYED

Joe Sakic	1378
Milan Hejduk	1020
Adam Foote	967
Michel Goulet	813
Peter Stastny	737
Alain Cote	696
Anton Stastny	650
Steven Finn	605
Peter Forsberg	591
Paul Gillis	576

GOALS

Joe Sakic	625
Michel Goulet	456
Peter Stastny	380
Milan Hejduk	375
Anton Stastny	252
Peter Forsberg	217
Valeri Kamensky	166
Alex Tanguay	163
Paul Stastny	160
Dale Hunter	142

ASSISTS

Joe Sakic	1016
Peter Stastny	668
Peter Forsberg	538
Michel Goulet	489
Milan Hejduk	430
Anton Stastny	384
Dale Hunter	322
Alex Tanguay	303
Paul Stastny	298
Valeri Kamensky	248

POINTS

Joe Sakic	1641
Peter Stastny	1048
Michel Goulet	945
Milan Hejduk	805
Peter Forsberg	755
Anton Stastny	636
Alex Tanguay	466
Dale Hunter	464
Paul Stastny	458
Valeri Kamensky	414

PENALTY MINUTES

Dale Hunter	1562
Steven Finn	1514
Paul Gillis	1351
Adam Foote	1279
Cody McLeod	1169
Randy Moller	1002
Mario Marois	778
Adam Deadmarsh	723
Peter Stastny	687
Gord Donnelly	668

POWER-PLAY GOALS

Joe Sakic	205
Michel Goulet	146
Milan Hejduk	140
Peter Stastny	120
Anton Stastny	80
Peter Forsberg	57
Valeri Kamensky	51
Owen Nolan	49
Paul Stastny	47
Adam Deadmarsh	45

SHORT-HANDED GOALS

Joe Sakic	32
Peter Forsberg	15
Michel Goulet	15
Alain Cote	10
Scott Young	10
Mike Hough	9
Dale Hunter	9
Mats Sundin	8
Stephane Yelle	7
(3) Players Tied	6

GAME-WINNING GOALS

Joe Sakic	86
Milan Hejduk	59
Michel Goulet	48
Peter Stastny	43
Peter Forsberg	38
Anton Stastny	31
Alex Tanguay	28
Paul Stastny	28
Claude Lemieux	23
Valeri Kamensky	22

MULTI-POINT GAMES

Joe Sakic	473
Peter Stastny	313
Michel Goulet	256
Peter Forsberg	222
Milan Hejduk	198
Anton Stastny	167
Alex Tanguay	121
Dale Hunter	117
Paul Stastny	116

GOALS BY DEFENSEMAN

Sandis Ozolinsh	72
John-Michael Liles	68
Rob Blake	62
Adam Foote	56
Jeff Brown	53
Alexei Gusarov	38
Mario Marois	38
Curtis Leschyshyn	34
Randy Moller	33
Normand Rochefort	32

ASSISTS BY DEFENSEMAN

John-Michael Liles	203
Adam Foote	207
Sandis Ozolinsh	181
Mario Marois	162
Rob Blake	146
Alexei Gusarov	121
Randy Moller	119
Jeff Brown	117
Curtis Leschyshyn	107
Normand Rochefort	104

POINTS BY DEFENSEMAN

John-Michael Liles	275
Adam Foote	259
Sandis Ozolinsh	253
Rob Blake	208
Mario Marois	200
Jeff Brown	170
Alexei Gusarov	159
Randy Moller	152
Curtis Leschyshyn	141
Normand Rochefort	136

APPEARANCES

Patrick Roy	478
Peter Budaj	242
Dan Bouchard	225
Semyon Varlamov	208
Mario Gosselin	192
Stephane Fiset	188
David Aebischer	174
Ron Tugnutt	153
Clint Malarchuk	140
Craig Anderson	104

WINS

Patrick Roy	262
Dan Bouchard	107
Semyon Varlamov	106
Peter Budaj	101
David Aebischer	89
Stephane Fiset	84
Mario Gosselin	79
Clint Malarchuk	62
Craig Anderson	51
Jose Theodore	42

SHUTOUTS

Patrick Roy	37
Semyon Varlamov	14
David Aebischer	13
Peter Budaj	9
Craig Anderson	7
Stephane Fiset	6
Mario Gosselin	6
Dan Bouchard	5
Clint Malarchuk	5
J.S. Giguere	4

GOALS-AGAINST AVERAGE

MINIMUM 50 GAMES	
Patrick Roy	2.27
David Aebischer	2.35
J.S. Giguere	2.51
Semyon Varlamov	2.59
Craig Billington	2.61
Jose Theodore	2.76
Peter Budaj	2.83
Craig Anderson	2.83
Jocelyn Thibault	2.96
Stephane Fiset	3.32

SAVE PERCENTAGE

MINIMUM 50 GAMES	
Semyon Varlamov	.918
Patrick Roy	.918
David Aebischer	.915
J.S. Giguere	.914
Craig Anderson	.911
Craig Billington	.910
Jose Theodore	.902
Peter Budaj	.901
Jocelyn Thibault	.897

MINUTES

Patrick Roy	28317
Dan Bouchard	13370
Peter Budaj	13313
Semyon Varlamov	12048
Mario Gosselin	10525
Stephane Fiset	10384
David Aebischer	9992
Ron Tugnutt	8356
Clint Malarchuk	7984
Craig Anderson	6045

GAMES PLAYED

84	Joe Sakic	1993-94
84	Mats Sundin	1993-94
83	Mike Ricci	1993-94
82	(46) Players Tied	

GOALS

57	Michel Goulet	1982-83
56	Michel Goulet	1983-84
55	Michel Goulet	1984-85
54	Joe Sakic	2000-01
53	Michel Goulet	1985-86
52	Jacques Richard	1980-81
51	Joe Sakic	1995-96
50	Milan Hejduk	2002-03
49	Michel Goulet	1986-87
48	Joe Sakic	1992-93
48	Joe Sakic	1990-91
48	Michel Goulet	1987-88

ASSISTS

93	Peter Stastny	1981-82
86	Peter Forsberg	1995-96
81	Peter Stastny	1985-86
77	Peter Forsberg	2002-03
77	Peter Stastny	1982-83
73	Peter Stastny	1983-84
70	Peter Stastny	1980-81
69	Joe Sakic	1995-96
68	Peter Stastny	1984-85
67	Peter Forsberg	1998-99
67	Mats Sundin	1992-93

POINTS

139	Peter Stastny	1981-82
124	Peter Stastny	1982-83
122	Peter Stastny	1985-86
121	Michel Goulet	1983-84
120	Joe Sakic	1995-96
119	Peter Stastny	1983-84
118	Joe Sakic	2000-01
116	Peter Forsberg	1995-96
114	Mats Sundin	1992-93
111	Peter Stastny	1987-88

PENALTY MINUTES

301	Gord Donnelly	1987-88
272	Dale Hunter	1981-82
267	Paul Gillis	1986-87
265	Dale Hunter	1985-86
259	Jeff Odgers	1998-99
250	Chris Simon	1995-96
235	Steven Finn	1988-89
234	Paul Gillis	1989-90
232	Dale Hunter	1983-84
228	Steven Finn	1990-91

SHOTS-ON-GOAL

339	Joe Sakic	1995-96
332	Joe Sakic	2000-01
315	Claude Lemieux	1995-96
292	Claude Lemieux	1998-99
284	Michel Goulet	1987-88
279	Joe Sakic	1993-94
276	Jeff Brown	1988-89
276	Michel Goulet	1986-87
270	Gabriel Landeskog	2011-12
269	Rob Blake	2002-03

POWER PLAY GOALS

29	Michel Goulet	1987-88
28	Michel Goulet	1985-86
20	Joe Sakic	1992-93
20	Peter Stastny	1987-88
19	Joe Sakic	2000-01
18	Milan Hejduk	2002-03
18	Valeri Kamensky	1995-96
17	Joe Sakic	1995-96
17	Owen Nolan	1991-92
17	Michel Goulet	1986-87
17	Michel Goulet	1984-85

SHORT-HANDED GOALS

6	Joe Sakic	1995-96
6	Scott Young	1992-93
6	Michel Goulet	1981-82
5	Joe Sakic	1998-99
4	Peter Forsberg	1996-97
4	Mats Sundin	1992-93
4	Michel Goulet	1982-83
3	(21) Players Tied	

GAME-WINNING GOALS

16	Michel Goulet	1983-84
12	Joe Sakic	2000-01
10	Claude Lemieux	1995-96
10	Mike Ricci	1992-93
9	Marek Svatos	2005-06
9	Milan Hejduk	2000-01
9	Milan Hejduk	1999-00
9	Joe Sakic	1993-94
9	Mats Sundin	1992-93
9	Peter Stastny	1984-85

PLUS / MINUS

+62	Michel Goulet	1983-84
+52	Peter Forsberg	2002-03
+52	Milan Hejduk	2002-03
+51	Mario Marois	1983-84
+45	Joe Sakic	2000-01
+41	Normand Rochefort	1983-84
+35	Dale Hunter	1983-84
+35	Alex Tanguay	2000-01
+35	Michel Goulet	1981-82
+34	Alex Tanguay	2002-03

GOALS BY DEFENSEMAN

23	Sandis Ozolinsh	1996-97
21	Jeff Brown	1988-89
20	Steve Duchesne	1992-93
17	Rob Blake	2002-03
16	Rob Blake	2001-02
16	Sandis Ozolinsh	1999-00
16	Jeff Brown	1987-88
14	John-Michael Liles	2006-07
14	Rob Blake	2005-06
14	John-Michael Liles	2005-06

ASSISTS BY DEFENSEMAN

62	Steve Duchesne	1992-93
52	Ray Bourque	2000-01
47	Jeff Brown	1988-89
45	Sandis Ozolinsh	1996-97
41	Tyson Barrie	2014-15
40	John-Michael Liles	2010-11
40	Rob Blake	2001-02
38	Sandis Ozolinsh	1997-98
37	(4) Players Tied	

POINTS BY DEFENSEMAN

82	Steve Duchesne	1992-93
68	Sandis Ozolinsh	1996-97
68	Jeff Brown	1988-89
59	Ray Bourque	2000-01
56	Rob Blake	2001-02
53	Tyson Barrie	2014-15
52	Sandis Ozolinsh	1999-00
52	Jeff Brown	1987-88
51	Rob Blake	2005-06
51	Sandis Ozolinsh	1997-98
50	Sandis Ozolinsh	1995-96

GOALS BY ROOKIE

39	Anton Stastny	1980-81
39	Peter Stastny	1980-81
35	Marian Stastny	1981-82
32	Marek Svatos	2005-06
28	Paul Stastny	2006-07
27	Andrei Kovalenko	1992-93
24	Nathan MacKinnon	2013-14
24	Matt Duchene	2009-10
23	Joe Sakic	1988-89
23	Mats Sundin	1990-91

ASSISTS BY ROOKIE

70	Peter Stastny	1980-81
54	Marian Stastny	1981-82
50	Paul Stastny	2006-07
46	Anton Stastny	1980-81
44	Dale Hunter	1980-81
41	Andrei Kovalenko	1992-93
39	Nathan MacKinnon	2013-14
39	Joe Sakic	1988-89
36	Mats Sundin	1990-91
35	Peter Forsberg	1994-95

POINTS BY ROOKIE

109	Peter Stastny	1980-81
89	Marian Stastny	1981-82
85	Anton Stastny	1980-81
78	Paul Stastny	2006-07
68	Andrei Kovalenko	1992-93
63	Nathan MacKinnon	2013-14
63	Dale Hunter	1980-81
62	Joe Sakic	1988-89
59	Mats Sundin	1990-91
55	Matt Duchene	2009-10

SHOTS BY ROOKIE

270	Gabriel Landeskog	2011-12
241	Nathan MacKinnon	2013-14
232	Peter Stastny	1980-81
185	Paul Stastny	2006-07
180	Matt Duchene	2009-10
178	Milan Hejduk	1998-99
177	Anton Stastny	1980-81
176	Marian Stastny	1981-82
165	Marek Svatos	2005-06
165	Wojtek Wolski	2006-07

GW GOALS BY ROOKIE

9	Marek Svatos	2005-06
6	Paul Stastny	2006-07
5	Nathan MacKinnon	2013-14
5	Gabriel Landeskog	2011-12
5	Milan Hejduk	1998-99
4	Andrei Kovalenko	1992-93
4	Anton Stastny	1980-81
4	Peter Stastny	1980-81
3	(8) Players Tied	

SINGLE SEASON/YEAR-BY-YEAR LEADERS

APPEARANCES

71	Craig Anderson	2009-10
65	Patrick Roy	1997-98
63	Semyon Varlamov	2013-14
63	Patrick Roy	2002-03
63	Patrick Roy	2001-02
63	Patrick Roy	1999-00
62	David Aebischer	2003-04
62	Patrick Roy	2000-01
62	Patrick Roy	1996-97
61	Patrick Roy	1998-99

WINS

41	Semyon Varlamov	2013-14
40	Patrick Roy	2000-01
38	Craig Anderson	2009-10
38	Patrick Roy	1996-97
35	Patrick Roy	2002-03
32	David Aebischer	2003-04
32	Patrick Roy	2001-02
32	Patrick Roy	1999-00
32	Patrick Roy	1998-99
31	(2) Players Tied	

SHUTOUTS

9	Patrick Roy	2001-02
7	Craig Anderson	2009-10
7	Patrick Roy	1996-97
5	Semyon Varlamov	2014-15
5	Patrick Roy	2002-03
5	Patrick Roy	1998-99
4	Semyon Varlamov	2011-12
4	David Aebischer	2003-04
4	Patrick Roy	2000-01
4	Patrick Roy	1997-98
4	Clint Malarchuk	1985-86

GOALS-AGAINST AVERAGE

QUALIFIERS (OR 25 GP)			
1.94	Patrick Roy	2001-02	
2.09	David Aebischer	2003-04	
2.18	Patrick Roy	2002-03	
2.21	Patrick Roy	2000-01	
2.24	David Aebischer	2000-01	
2.27	J.S. Giguere	2011-12	
2.28	Patrick Roy	1999-00	
2.29	Patrick Roy	1998-99	
2.32	Patrick Roy	1996-97	
2.34	Jocelyn Thibault	1994-95	

SAVE PERCENTAGE

QUALIFIERS (OR 25 GP)			
.927	Semyon Varlamov	2013-14	
.925	Patrick Roy	2001-02	
.924	David Aebischer	2003-04	
.923	Patrick Roy	1996-97	
.921	Semyon Varlamov	2014-15	
.920	Patrick Roy	2002-03	
.919	J.S. Giguere	2011-12	
.917	Jocelyn Thibault	1994-95	
.917	Patrick Roy	1998-99	
.917	Craig Anderson	2009-10	

MINUTES

4235	Craig Anderson	2009-10
3835	Patrick Roy	1997-98
3773	Patrick Roy	2001-02
3769	Patrick Roy	2002-03
3704	Patrick Roy	1999-00
3703	David Aebischer	2003-04
3698	Patrick Roy	1996-97
3648	Patrick Roy	1998-99
3640	Semyon Varlamov	2013-14
3585	Patrick Roy	2000-01

YEAR-BY-YEAR LEADERS

YEAR	GOALS		ASSISTS		POINTS		PIM		PP GOALS	
1979-80	R. Cloutier	42	R. Cloutier	46	R. Cloutier	88	P. Baxter	145	R. Cloutier	13
1980-81	J. Richard	52	Pe. Stastny	70	Pe. Stastny	109	D. Hunter	226	J. Richard	16
1981-82	Pe. Stastny	46	Pe. Stastny	93	Pe. Stastny	139	D. Hunter	272	Pe. Stastny	16
1982-83	M. Goulet	57	Pe. Stastny	77	Pe. Stastny	124	D. Hunter	206	M. Stastny	13
1983-84	M. Goulet	56	Pe. Stastny	73	M. Goulet	121	D. Hunter	232	Goulet/Pe.Stastny	11
1984-85	M. Goulet	55	Pe. Stastny	68	Pe. Stastny	100	D. Hunter	209	M. Goulet	17
1985-86	M. Goulet	53	Pe. Stastny	81	Pe. Stastny	122	D. Hunter	265	M. Goulet	28
1986-87	M. Goulet	49	Pe. Stastny	52	M. Goulet	96	B. McRae	149	M. Goulet	17
1987-88	M. Goulet	48	Pe. Stastny	65	Pe. Stastny	111	G. Donnelly	301	M. Goulet	29
1988-89	W. Poddubny	38	Pe. Stastny	50	Pe. Stastny	85	S. Finn	235	W. Poddubny	14
1989-90	J. Sakic	39	J. Sakic	63	J. Sakic	102	P. Gillis	234	Pe. Stastny	10
1990-91	J. Sakic	48	J. Sakic	61	J. Sakic	109	S. Finn	228	J. Sakic	12
1991-92	O. Nolan	42	J. Sakic	65	J. Sakic	94	S. Finn	194	O. Nolan	17
1992-93	J. Sakic	48	M. Sundin	67	M. Sundin	114	O. Nolan	185	J. Sakic	20
1993-94	M. Sundin	32	J. Sakic	64	J. Sakic	92	S. Finn	159	M. Ricci	13
1994-95	O. Nolan	30	J. Sakic	43	J. Sakic	62	C. Simon	106	O. Nolan	13
1995-96	J. Sakic	51	P. Forsberg	86	J. Sakic	120	C. Simon	250	V. Kamensky	18
1996-97	A. Deadmarsh	33	P. Forsberg	58	P. Forsberg	86	B. Severyn	193	Ozolins/Jones	13
1997-98	J. Sakic	27	P. Forsberg	66	P. Forsberg	91	J. Odgers	213	J. Sakic	12
1998-99	J. Sakic	41	P. Forsberg	67	P. Forsberg	97	J. Odgers	259	J. Sakic	12
1999-00	M. Hejduk	36	J. Sakic	53	J. Sakic	81	J. Odgers	162	M. Hejduk	13
2000-01	J. Sakic	54	J. Sakic	64	J. Sakic	118	S. Parker	155	J. Sakic	19
2001-02	J. Sakic	26	J. Sakic	53	J. Sakic	79	S. Parker	154	R. Blake	10
2002-03	M. Hejduk	50	P. Forsberg	77	P. Forsberg	106	A. Foote	88	M. Hejduk	18
2003-04	M. Hejduk	35	Sakic/Tanguay	54	J. Sakic	87	P. Worrell	179	M. Hejduk	16
2004-05	--	--	--	--	--	--	--	--	--	--
2005-06	Sakic/Svatos	32	J. Sakic	55	J. Sakic	87	I. Laperriere	116	M. Hejduk	14
2006-07	J. Sakic	36	J. Sakic	64	J. Sakic	100	I. Laperriere	133	J. Sakic	16
2007-08	M. Hejduk	29	Pa. Stastny	47	Pa. Stastny	71	I. Laperriere	140	M. Hejduk	8
2008-09	M. Hejduk	27	R. Smyth	33	Hejduk/Smyth	59	I. Laperriere	163	Hejduk/Smyth	10
2009-10	C. Stewart	28	Pa. Stastny	59	Pa. Stastny	79	C. McLeod	138	M. Duchene	10
2010-11	Duchene/Jones	27	Duchene/Liles	40	M. Duchene	67	C. McLeod	189	M. Hejduk	10
2011-12	G. Landeskog	22	R. O'Reilly	37	R. O'Reilly	55	C. McLeod	164	Pa. Stastny	7
2012-13	P. Parenteau	18	M. Duchene	26	Duchene/Parenteau	43	C. McLeod	83	P. Parenteau	6
2013-14	R. O'Reilly	28	M. Duchene	47	M. Duchene	70	C. McLeod	122	R. O'Reilly	9
2014-15	J. Iginla	29	T. Barrie	41	Iginla/Landeskog	59	C. McLeod	191	Iginla/Landeskog	8

YEAR-BY-YEAR LEADERS

YEAR	SH GOALS	GW GOALS	PLUS/MINUS	SHOTS	TOI/GAME
1979-80	(4) Players Tied	1 M. Tardif	4 R. Ftorek	+6 R. Cloutier	254 --
1980-81	(3) Players Tied	2 J. Richard	5 Pe.Stastny/Marvis	+11 M. Goulet	265 --
1981-82	M. Goulet	6 R. Cloutier	5 M. Goulet	+35 M. Goulet	251 --
1982-83	M. Goulet	4 A. Stastny	7 M. Goulet	+31 M. Goulet	256 --
1983-84	W. Paiement	3 M. Goulet	16 M. Goulet	+62 M. Goulet	239 --
1984-85	Hunter/McKegney	3 Pe. Stastny	9 B. Bell	+32 M. Goulet	257 --
1985-86	Anderson/Cote	3 Pe. Stastny	8 D. Shaw	+14 M. Goulet	244 --
1986-87	(3) Players Tied	2 M. Goulet	6 J. Brown	+11 M. Goulet	276 --
1987-88	Eagles/Jackson	2 (3) Players Tied	4 G. Duchesne	+8 M. Goulet	284 --
1988-89	M. Hough	3 P. Stastny	5 R. Moller	+2 J. Brown	276 --
1989-90	C. Loiselle	3 J. Brown	3 C. Wolanin	+2 J. Sakic	234 --
1990-91	J. Sakic	3 J. Sakic	7 S. Morin	+6 J. Sakic	245 --
1991-92	J. Sakic	3 G. Paslawski	4 M. Tatarinov	+8 M. Sundin	231 --
1992-93	S. Young	6 M. Ricci	10 C. Leschyshyn	+25 J. Sakic	264 --
1993-94	M. Ricci	3 J. Sakic	9 C. Wolanin	+16 J. Sakic	279 --
1994-95	S. Young	3 O. Nolan	8 C. Leschyshyn	+29 S. Young	167 --
1995-96	J. Sakic	6 C. Lemieux	10 C. Leschyshyn	+32 J. Sakic	339 --
1996-97	P. Forsberg	4 K. Jones	7 P. Forsberg	+31 J. Sakic	261 --
1997-98	P. Forsberg	3 P. Forsberg	7 U. Krupp	+21 C. Lemieux	261 --
1998-99	J. Sakic	5 C. Lemieux	8 P. Forsberg	+27 C. Lemieux	292 --
1999-00	(3) Players Tied	1 M. Hejduk	9 J. Sakic	+30 J. Sakic	242 A. Foote 25:52
2000-01	J. Sakic	3 J. Sakic	12 J. Sakic	+45 J. Sakic	332 R. Bourque 26:06
2001-02	(6) Players Tied	1 C. Drury	6 G. deVries	+18 J. Sakic	260 R. Blake 27:35
2002-03	R. Blake	2 D. Morris	7 Forsberg/Hejduk	+52 R. Blake	269 R. Blake 26:21
2003-04	D. Hinote	2 M. Hejduk	6 A. Tanguay	+30 J. Sakic	253 R. Blake 24:23
2004-05	--	--	--	--	--
2005-06	(3) Players Tied	2 M. Svatos	9 M. Hejduk	+13 R. Blake	264 R. Blake 24:22
2006-07	B. Richardson	3 Hejduk/Stastny	6 K. Klee	+18 J. Sakic	258 B. Clark 23:40
2007-08	Finger/Hejduk	1 Svatos/Wolski	6 Pa. Stastny	+22 M. Hejduk	205 B. Clark 23:09
2008-09	(4) Players Tied	1 (3) Players Tied	3 B. Guite	+2 R. Smyth	257 S. Hannan 22:22
2009-10	Jones/O'Reilly	2 C. Stewart	5 W. Wolski	+15 C. Stewart	221 K. Quincey 23:36
2010-11	Mauldin/Winnik	2 D. Jones	4 G. Mauldin	+5 M. Duchene	202 J. Liles 22:00
2011-12	(5) Players Tied	1 Jones/Landeskog	5 G. Landeskog	+20 G. Landeskog	270 K. Quincey 22:21
2012-13	G. Landeskog	3 M. Duchene	3 C. Kobasew	+6 M. Duchene	132 T. Barrie 21:34
2013-14	(3) Players Tied	1 Duchene/O'Reilly	6 G. Landeskog	+21 N. MacKinnon	241 E. Johnson 23:00
2014-15	(4) Players Tied	1 Duchene/Tanguay	4 T. Barrie	+5 G. Landeskog	214 E. Johnson 24:25

OPPONENT RECORDS VS. AVALANCHE/NORDIQUES

MOST CAREER POINTS

Ray Bourque	132
Wayne Gretzky	132
Ron Francis	111

MOST CAREER ASSISTS

Ray Bourque	100
Wayne Gretzky	94
Ron Francis	74

MOST CAREER GOALS

Stephane Richer	40
Wayne Gretzky	38
Cam Neely	38

MOST POINTS IN A SEASON

1988-89	Chris Chelios, Montreal	16
1982-83	Rick Middleton, Boston	15
1990-91	Craig Janney, Boston	15
1981-82	Peter McNab, Boston	15

MOST ASSISTS IN A SEASON

1988-89	Chris Chelios, Montreal	13
1993-94	Ray Bourque, Boston	12
1989-90	Ray Bourque, Boston	11
1991-92	Dale Hawerchuk, Buffalo	11
1985-86	Wayne Gretzky, Edmonton	11

MOST GOALS IN A SEASON

1981-82	Peter McNab, Boston	9
1982-83	Steve Shutt, Montreal	8
1993-94	Adam Oates, Boston	8
1992-93	Alexander Mogilny, Buffalo	8
1982-83	Rick Middleton, Boston	8

YEAR-BY-YEAR LEADERS

YEAR-BY-YEAR GOALTENDER LEADERS

YEAR	GAMES	WINS	SHUTOUTS	GAA	SAVE PCT.			
1979-80	M. Dion	50	M. Dion	15	M. Dion	3.70	--	
1980-81	M. Plasse	33	D. Bouchard	19	D. Bouchard	3.17	--	
1981-82	D. Bouchard	60	D. Bouchard	27	D. Bouchard	3.86	--	
1982-83	D. Bouchard	50	D. Bouchard	20	J. Garrett	4.01	D. Bouchard .875	
1983-84	D. Bouchard	56	D. Bouchard	29	Bouchard/Gosselin	3.20	D. Bouchard .880	
1984-85	M. Gosselin	35	M. Gosselin	19	Gosselin/Sevigny	3.34	M. Gosselin .877	
1985-86	C. Malarchuk	46	C. Malarchuk	26	C. Malarchuk	3.21	C. Malarchuk .895	
1986-87	C. Malarchuk	54	C. Malarchuk	18	C. Malarchuk	3.18	C. Malarchuk .884	
1987-88	M. Gosselin	54	M. Gosselin	20	M. Gosselin	3.72	M. Brunetta .874	
1988-89	M. Gosselin	39	M. Gosselin	11	--	R. Tugnut	3.60	R. Tugnut .890
1989-90	R. Tugnut	35	R. Tugnut	5	--	R. Tugnut	4.61	R. Tugnut .856
1990-91	R. Tugnut	56	R. Tugnut	12	--	R. Tugnut	4.04	R. Tugnut .885
1991-92	R. Tugnut	30	S. Fiset	7	(3) Players Tied	J. Cloutier	3.93	J. Cloutier .876
1992-93	R. Hextall	54	R. Hextall	29	--	S. Fiset	3.40	R. Hextall .888
1993-94	S. Fiset	50	S. Fiset	20	S. Fiset	J. Thibault	3.31	J. Thibault .892
1994-95	S. Fiset	32	S. Fiset	17	S. Fiset	J. Thibault	2.34	J. Thibault .917
1995-96	P. Roy	39	P. Roy/S. Fiset	22	P. Roy/S. Fiset	P. Roy	2.68	P. Roy .909
1996-97	P. Roy	62	P. Roy	38	P. Roy	P. Roy	2.32	P. Roy .923
1997-98	P. Roy	65	P. Roy	31	P. Roy	P. Roy	2.39	P. Roy .916
1998-99	P. Roy	61	P. Roy	32	P. Roy	P. Roy	2.29	P. Roy .917
1999-00	P. Roy	63	P. Roy	32	M. Denis	P. Roy	2.28	P. Roy .914
2000-01	P. Roy	62	P. Roy	40	P. Roy	P. Roy	2.21	P. Roy .913
2001-02	P. Roy	63	P. Roy	32	P. Roy	P. Roy	1.94	P. Roy .925
2002-03	P. Roy	63	P. Roy	35	P. Roy	P. Roy	2.18	P. Roy .920
2003-04	D. Aebischer	62	D. Aebischer	32	D. Aebischer	D. Aebischer	2.09	D. Aebischer .924
2004-05	--	--	--	--	--	--	--	--
2005-06	D. Aebischer	43	D. Aebischer	25	D. Aebischer	P. Budaj	2.86	P. Budaj .900
2006-07	P. Budaj	57	P. Budaj	31	P. Budaj	P. Budaj	2.68	P. Budaj .905
2007-08	J. Theodore	53	J. Theodore	28	J. Theodore	J. Theodore	2.44	J. Theodore .910
2008-09	P. Budaj	56	P. Budaj	20	P. Budaj	P. Budaj	2.86	P. Budaj .899
2009-10	C. Anderson	71	C. Anderson	38	C. Anderson	C. Anderson	2.64	C. Anderson .917
2010-11	P. Budaj	45	P. Budaj	15	P. Budaj	P. Budaj	3.20	C. Anderson .897
2011-12	S. Varlamov	53	S. Varlamov	26	S. Varlamov	J. Giguere	2.27	J. Giguere .919
2012-13	S. Varlamov	35	S. Varlamov	11	S. Varlamov	J. Giguere	2.84	J. Giguere .908
2013-14	S. Varlamov	63	S. Varlamov	41	Giguere/Varlamov	S. Varlamov	2.41	S. Varlamov .927
2014-15	S. Varlamov	57	S. Varlamov	28	S. Varlamov	S. Varlamov	2.56	S. Varlamov .921

MOST SAVES, FRANCHISE HISTORY

NO	NAME	DATE	OPPONENT
70	Ron Tugnut	March 21, 1991	at Boston
54	Semyon Varlamov	Jan. 6, 2015	at Chicago
51	Patrick Roy	Dec. 10, 1997	at Toronto
50	Semyon Varlamov	Feb. 16, 2013	at Edmonton
49	Semyon Varlamov	Oct. 28, 2014	San Jose
49	Jacques Cloutier	Feb. 23, 1991	at Calgary
49	Scott Gordon	Feb. 4, 1990	Boston
48	Craig Anderson	Oct. 24, 2009	Detroit
48	Craig Anderson	March 14, 2010	at Dallas
48	Patrick Roy	Oct. 15, 1997	at Edmonton

MOST SAVES, AVALANCHE HISTORY

NO	NAME	DATE	OPPONENT
54	Semyon Varlamov	Jan. 6, 2015	at Chicago
51	Patrick Roy	Dec. 10, 1997	at Toronto
50	Semyon Varlamov	Feb. 16, 2013	at Edmonton
49	Semyon Varlamov	Oct. 28, 2014	San Jose
48	Craig Anderson	Oct. 24, 2009	Detroit
48	Craig Anderson	March 14, 2010	at Dallas
48	Patrick Roy	Oct. 15, 1997	at Edmonton

LONGEST WINNING STREAKS, GOALTENDER

PLAYER	GAMES	DATES	PLAYER	GAMES	DATES
Patrick Roy	11 games	Jan. 12 - Feb. 7, 1999	David Aebischer	7 games	Oct. 21 - Nov. 10, 2005
Stephane Fiset	9 games	Oct. 18 - Nov. 18, 1995	Patrick Roy	7 games	Jan. 10-30, 2001
Jocelyn Thibault	8 games	March 6-26, 1995	Patrick Roy	7 games	Oct. 10-28, 2000
J.S. Giguere	7 games	Oct. 10 - Dec. 6, 2013	Clint Malarchuk	7 games	Dec. 31, 1985 - Jan. 11, 1986
Andrew Raycroft	7 games	Nov. 29, 2008 - Jan. 10, 2009	Dan Bouchard	7 games	Nov. 24 - Dec. 10, 1983
David Aebischer	7 games	Jan. 3-17, 2006			

LONGEST FRANCHISE SCORING STREAKS

GM	PLAYER	DATES
30	Mats Sundin	Oct. 8 - Dec. 10, 1992
20	*Paul Stastny	Feb. 3 - March 17, 2007
19	Peter Stastny	Nov. 29, 1983 - Jan. 14, 1984
18	Peter Stastny	Jan. 17 - Feb. 23, 1982
16	Alex Tanguay	Feb. 6 - March 7, 2003
16	Peter Stastny	Oct. 8 - Nov. 13, 1987
16	Peter Stastny	Feb. 10 - March 15, 1983
16	*Peter Stastny	Oct. 25 - Nov. 30, 1980
15	Steve Duchesne	Nov. 3-30, 1992
15	J.F. Sauve	Nov. 30, 1985 - Jan. 2, 1986
15	Michel Goulet	Feb. 25 - March 25, 1984
14	Joe Sakic	Feb. 29 - March 29, 2000
14	Michel Goulet	Oct. 19 - Nov. 22, 1985
13	*Nathan MacKinnon	Jan. 25 - March 6, 2014
13	Joe Sakic	March 12 - April 9, 2006
13	Milan Hejduk	Feb. 11 - March 7, 2003
13	Milan Hejduk	Dec. 6, 2002 - Jan. 2, 2003
13	Valeri Kamensky	March 2-31, 1993
13	Joe Sakic	Feb. 26 - March 24, 1992
13	Peter Stastny	Dec. 19, 1985 - Jan. 17, 1986
13	*Marian Stastny	Nov. 9 - Dec. 2, 1981
13	Marc Tardif	March 4-31, 1981
13	Michel Goulet	Nov. 24 - Dec. 21, 1980

* - indicates rookie

AVALANCHE GOAL / ASSIST STREAKS (SINCE 1995-96)

LONGEST GOAL-SCORING STREAKS AVALANCHE HISTORY (Since 1995-96)		
GM	PLAYER	DATES
7	Milan Hejduk	Feb. 11-23, 2003
7	Joe Sakic	Feb. 29 - March 14, 2000
7	Joe Sakic	Oct. 7-22, 1997
6	Joe Sakic	March 13-24, 2001
6	Peter Forsberg	Dec. 13-27, 1997
6	Peter Forsberg	March 3-14, 1997
5	Gabriel Landeskog	Feb. 12-20, 2015
5	Milan Hejduk	March 4-14, 2007
5	Milan Hejduk	March 29 - April 6, 2003
5	Chris Drury	Jan. 19-26, 2002
5	Adam Deadmarsh	Jan. 28 - Feb. 5, 1999
5	Valeri Kamensky	March 11-21, 1998
5	Claude Lemieux	Oct. 27 - Nov. 5, 1995

LONGEST ASSIST STREAKS AVALANCHE HISTORY (Since 1995-96)		
GM	PLAYER	DATES
10	Joe Sakic	Feb. 6-24, 2007
10	Joe Sakic	Dec. 27, 1999 - Jan. 17, 2000
9	John-Michael Liles	Oct. 7-26, 2010
8	Joe Sakic	Oct. 19 - Nov. 5, 2007
8	Andrew Brunette	March 7-25, 2007
8	Alex Tanguay	Feb. 8-21, 2003
8	Alex Tanguay	Nov. 1-16, 2000
7	Peter Forsberg	Jan. 2-13, 2004
7	Peter Forsberg	Jan. 6-18, 2001
7	Milan Hejduk	Nov. 15 - Dec. 1, 2000
7	Peter Forsberg	Dec. 26, 1998 - Jan. 6, 1999
7	Peter Forsberg	Oct. 15 - Nov. 2, 1998
7	Valeri Kamensky	April 2-18, 1998
7	Joe Sakic	Oct. 9-24, 1997
7	Valeri Kamensky	Dec. 1-13, 1995

FRANCHISE ROOKIE GOAL-SCORING STREAKS

GM	PLAYER	DATES
5	Anton Stastny	Dec. 14-23, 1980
4	Paul Stastny	Feb. 6-13, 2007
4	Marek Svatos	Jan. 5-11, 2006
4	Andrei Kovalenko	Feb. 28 - March 6, 1993
4	Joe Sakic	Oct. 8-14, 1988
4	Marian Stastny	Oct. 28 - Nov. 4, 1981
4	Marian Stastny	Feb. 27 - March 6, 1982

ALL-TIME HAT TRICKS

HAT TRICKS

	PLAYER	DATE	SCORE	GOALTENDER
1979-80 (3)	1. R. Cloutier	Oct. 10, 1979	ATL 5 vs QUE 3	Daniel Bouchard
	2. M. Tardif	Mar. 29, 1980	QUE 7 at DET 9	Rogatien Vachon
	3. R. Cloutier	Mar. 30, 1980	NYI 9 vs QUE 6	Glenn Resch
1980-81 (8)	4. J. Wensink	Dec. 14, 1980	EDM 5 vs QUE 6	Ron Low (2)
	5. M. Tardif	Jan. 31, 1981	NYI 1 vs QUE 5	Ed Mio (1)
	6. Pe. Stastny	Feb. 20, 1981	QUE 9 at VAN 3	Billy Smith
	7. A. Stastny	Feb. 20, 1981	QUE 9 at VAN 3	Garry Bromley
	8.* Pe. Stastny (4 goals)	Feb. 22, 1981	QU 11 at WSH 7	Garry Bromley
	9. A. Stastny	Feb. 22, 1981	QUE 11 at WSH 7	Mike Palmateer (3)
	10. J. Richard	Feb. 22, 1981	QUE 11 at WSH 7	Wayne Stephenson (1)
1981-82 (14)	11. R. Florek	Mar. 18, 1981	QUE 6 at WSH 4	Wayne Stephenson (2)
	12. M. Frycer	Oct. 17, 1981	TOR 4 vs QUE 6	Mike Palmateer (1)
	13. D. Hunter	Oct. 21, 1981	QUE 6 at WSH 3	Mike Palmateer (2)
	14. R. Cloutier	Oct. 24, 1981	DET 3 vs QUE 8	Gilles Gilbert
	15. Pe. Stastny	Nov. 22, 1981	QUE 7 at LA 8	Mario Lessard
	16. M. Frycer	Nov. 22, 1981	QUE 6 at BOS 1	Marco Baron
	17. M. Tardif	Nov. 28, 1981	NYR 4 vs QUE 7	Steve Weeks
1982-83 (10)	18. D. Hunter	Dec. 2, 1981	EDM 8 vs QUE 9	Ron Low
	19. M. Tardif	Dec. 12, 1981	STL 6 vs QUE 4	Mike Liut
	20. M. Goulet	Dec. 29, 1981	CHI 1 vs QUE 8	Tony Esposito (2)
	21. M. Frycer	Feb. 2, 1982	COL 7 vs QUE 8	Murray Bannerman (1)
	22. M. Frycer	Feb. 16, 1982	WPG 3 vs QUE 7	Philippe Myre
	23. W. Palement	Mar. 13, 1982	CHI 3 vs QUE 9	Doug Soetaert
	24. Pe. Stastny	Apr. 1, 1982	QUE 8 at BOS 5	Murray Bannerman (2)
1982-83 (10)	25. A. Cote	Apr. 1, 1982	QUE 8 at BOS 5	Marco Baron (2)
	26. Pe. Stastny	Oct. 6, 1982	QUE 6 at BUF 4	Rogatien Vachon (1)
	27. Pe. Stastny	Oct. 9, 1982	BUF 4 vs QUE 6	Robert Sauve
	28. M. Stastny	Oct. 21, 1982	PIT 4 vs QUE 8	Robert Sauve
	29. M. Goulet	Oct. 26, 1982	TOR 4 vs QUE 9	Greg Millen
	30. M. Stastny	Nov. 16, 1982	BOS 7 vs QUE 4	Michel Larocque
	31. R. Cloutier	Dec. 7, 1982	BOS 5 vs QUE 10	Pete Peeters
1983-84 (4)	32. Pe. Stastny	Dec. 11, 1982	QUE 7 at PIT 4	Pete Peeters (1)
	33. R. Cloutier	Jan. 29, 1983	NJ 4 vs QUE 6	Mike Moffat (2)
	34. M. Goulet	Mar. 5, 1983	HFD 3 vs QUE 10	Dennis Herron
	35. Pe. Stastny	Mar. 6, 1983	QUE 7 at HFD 3	Glenn Resch
	36. D. Hunter	Oct. 4, 1983	NYI 3 vs QUE 7	Greg Millen (2)
	37. A. Stastny	Oct. 8, 1983	BUF 2 vs QUE 9	Mike Veisor (1)
	38. M. Goulet	Jan. 17, 1984	BOS 3 vs QUE 7	Greg Millen
1984-85 (7)	39. M. Goulet	Mar. 8, 1984	QUE 8 at PIT 6	Roland Melanson
	40. T. McKegney	Oct. 31, 1984	QUE 5 at HFD 3	Robert Sauve
	41. M. Stastny	Dec. 1, 1984	HFD 4 vs QUE 8	Pete Peeters
	42. M. Goulet	Dec. 29, 1984	PIT 2 vs QUE 10	Dennis Herron
	43. P. Gillis	Jan. 31, 1985	QUE 5 at BOS 6	Pete Peeters
	44. B. Ashton	Feb. 3, 1985	MIN 1 vs QUE 5	Don Beaupre
	45. B. Ashton	Mar. 5, 1985	BOS 4 vs QUE 6	Pete Peeters
1985-86 (6)	46. M. Goulet	Mar. 18, 1985	QUE 8 at BOS 4	Doug Keans
	47. Pe. Stastny	Nov. 28, 1985	QUE 3 at BOS 0	Doug Keans
	48.* M. Goulet (4 goals)	Dec. 14, 1985	NJ 3 vs QUE 9	Alain Chevrier
	49. B. Ashton	Dec. 14, 1985	NJ 3 vs QUE 9	Alain Chevrier
	50. M. Goulet	Mar. 8, 1986	QUE 6 at HFD 3	Mike Liut
	51.* M. Goulet (4 goals)	Mar. 17, 1986	QUE 8 at MTL 6	Patrick Roy
	52. Pe. Stastny	Mar. 29, 1986	QUE 5 at LA 3	Roland Melanson
1986-87 (4)	53. B. Ashton	Oct. 28, 1986	LA 2 vs QUE 6	Darren Eliot
	54. M. Goulet	Nov. 21, 1986	QUE 6 at BUF 1	Jacques Cloutier
	55. B. Ashton	Dec. 13, 1986	BUF 0 vs QUE 7	Jacques Cloutier
	56. L. Lambert	Apr. 5, 1987	QUE 6 at BOS 4	Bill Ranford
1987-88 (6)	57. M. Goulet	Oct. 12, 1987	QUE 5 at MTL 2	Patrick Roy
	58. Pe. Stastny	Oct. 24, 1987	CGY 7 vs QUE 5	Mike Vernon
	59. A. Haworth	Nov. 3, 1987	STL 3 vs QUE 4	Greg Millen
	60. M. Goulet	Dec. 27, 1987	HFD 3 vs QUE 5	Mike Liut
	61. Pe. Stastny	Jan. 26, 1988	LA 3 vs QUE 5	Glenn Healy
	62. Pe. Stastny	Feb. 21, 1988	QUE 6 at BUF 5	Tom Barrasso
1988-89 (5)	63. J. Sakic	Oct. 22, 1988	QUE 3 at NYI 7	Kelly Hrudey
	64. W. Poddubny	Nov. 3, 1988	QUE 6 at PIT 2	Steve Guenette
	65. J. Sakic	Nov. 24, 1988	MTL 3 vs QUE 5	Brian Hayward
	66.* Pe. Stastny (4 goals)	Feb. 11, 1989	PIT 1 vs QUE 8	Wendell Young (2)
	67. Pe. Stastny	Mar. 18, 1989	NYR 3 vs QUE 8	Frank Pietrangelo (2)
	68. J. Sakic	Oct. 8, 1989	HFD 9 vs QUE 6	Bob Froese
	69. Pe. Stastny	Nov. 9, 1989	QUE 7 at NYI 5	Kay Whitmore
1989-90 (2)	70. M. Sundin	Nov. 24, 1990	WPG 11 vs QUE 4	Mark Fitzpatrick (1)
	71. B. Fogarty	Dec. 1, 1990	BUF 2 vs QUE 4	Glenn Healy (2)
1990-91 (5)	72. J. Jackson	Jan. 3, 1991	QUE 7 at STL 8	Richard Tabaracci
	73. M. Sundin	Feb. 23, 1991	QUE 8 at CGY 10	Clint Malarchuk
	74. J. Sakic	Mar. 19, 1991	EDM 7 vs QUE 6	Vincent Riendeau
1991-92 (4)	75. O. Nolan	Oct. 29, 1991	BUF 5 vs QUE 4	Mike Vernon
	76. O. Nolan	Oct. 12, 1991	WPG 2 vs QUE 7	Bill Ranford
	77.* M. Sundin (5 goals)	Mar. 5, 1992	QUE 10 at HFD 4	Daren Puppa
	78.* J. Sakic (4 goals)	Apr. 14, 1992	BUF 3 vs QUE 7	Bob Essensa
				Peter Sidorkiewicz (3)
				Kay Whitmore (2)
				Clint Malarchuk (4)

HAT TRICKS (continued)

		PLAYER	DATE	SCORE	GOALTENDER
1992-93 (5)	79.	O. Nolan	Oct. 10, 1992	OTT 2 vs QUE 9	Steve Weeks (1) Peter Sidorkiewicz (2)
	80.	A. Kovalenko	Nov. 11, 1992	QUE 7 at OTT 3	Steve Weeks
	81.	O. Nolan	Nov. 26, 1992	QUE 5 at TOR 4	Felix Potvin
	82.	M. Sundin	Dec. 5, 1992	MIN 7 vs QUE 4	Jon Casey
	83	S. Young	Dec. 12, 1992	QUE 8 at SJ 7	Brian Hayward
1993-94 (2)	84.	S. Young	Dec. 19, 1993	SJ 5 vs QUE 7	Jimmy Waite
	85.*	M. Riccio (5 goals)	Feb. 17, 1994	QUE 8 at SJ 2	Arturs Irbe (3) Jimmy Waite (2)
1994-95 (6)	86.	W. Clark	Feb. 9, 1995	BOS 3 vs QUE 4	Vincent Riendeau
	87.	U. Krupp	Mar. 1, 1995	TB 2 vs QUE 8	Daren Puppa
	88.	O. Nolan	Mar. 6, 1995	NJ 3 vs QUE 6	Martin Brodeur (2)
	89.	S. Young	Mar. 26, 1995	OTT 4 vs QUE 11	Chris Terreri (1) Don Beaupre (2)
	90.	O. Nolan	Mar. 30, 1995	NYR 4 vs QUE 5	Craig Billington (1) Mike Richter (2)
	91.	O. Nolan	Apr. 2, 1995	OTT 5 vs QUE 7	Glenn Healy (1) Don Beaupre
1995-96 (6)	92.	C. Lemieux	Nov. 28, 1995	COL 7 at NYI 3	Jamie McLennan
	93.	V. Kamensky	Dec. 5, 1995	SJ 2 vs COL 12	Chris Terreri (2) Wade Flaherty (1)
	94.	C. Lemieux	Jan. 16, 1996	COL 5 at PIT 2	Ken Wreggett
	95.	P. Forsberg	Feb. 11, 1996	COL 5 at PHI 3	Ron Hextall
	96.	P. Forsberg	Feb. 19, 1996	COL 7 at EDM 5	Curtis Joseph
	97.	V. Kamensky	Mar. 20, 1996	COL 5 at LA 2	Kelly Hrudey
1996-97 (5)	98.	E. Lacroix	Oct. 15, 1996	EDM 2 vs COL 7	Curtis Joseph
	99.	S. Young	Nov. 9, 1996	MTL 2 vs COL 5	Pat Jablonski
	100.	J. Sakic	Mar. 14, 1997	PIT 3 vs COL 6	Ken Wreggett
	101.	V. Kamensky	Mar. 26, 1997	COL 5 at DET 6	Mike Vernon
	102.	P. Forsberg	Apr. 2, 1997	COL 5 at CGY 1	Trevor Kidd
1997-98 (2)	103.	C. Lemieux	Nov. 18, 1997	COL 6 at WSH 6	Bill Ranford
	104.	V. Kamensky	Jan. 3, 1998	COL 5 at PIT 4	Peter Skudra
1998-99 (4)	105.	V. Kamensky	Nov. 6, 1998	COL 5 at EDM 2	Bob Essensa
	106.	J. Sakic	Feb. 19, 1999	COL 4 at NSH 4	Mike Dunham
	107.	P. Forsberg	Mar. 3, 1999	COL 7 at FLA 5	Sean Burke
	108.	T. Fleury	Mar. 28, 1999	COL 5 vs LA 2	Jamie Storr (1) Stephane Fiset (2)
1999-00 (5)	109.	S. Ozielish	Dec. 6, 1999	COL 5 vs VAN 2	Kevin Weekes
	110.	A. Deadmarsh	Jan. 5, 2000	COL 4 vs CGY 0	Fred Brathwaite
	111.	S. Podelin	Feb. 18, 2000	COL 4 at NYR 2	Mike Richter
	112.	J. Sakic	Mar. 7, 2000	COL 8 at CGY 3	Fred Brathwaite
	113.	J. Sakic	Mar. 23, 2000	COL 4 at PHO 2	Bob Essensa
2000-01 (2)	114.	J. Sakic	Dec. 12, 2000	COL 5 vs LAK 2	Jamie Storr
	115.	J. Sakic	Apr. 4, 2001	COL 5 vs EDM 3	Tommy Salo
2001-02 (2)	116.	R. Vrbata	Feb. 8, 2002	COL 6 at MIN 0	Emmanuel Fernandez
	117.	S. Reinprecht	Apr. 3, 2002	COL 6 vs ATL 0	Frederic Cassivi
2002-03 (6)	118.	P. Forsberg	Dec. 29, 2002	COL 6 vs LAK 1	Felix Potvin
	119.	S. Reinprecht	Jan. 4, 2003	COL 6 at SUS 1	Evgeni Nabokov (1) Miikka Kiprusoff (2)
	120.	M. Hejduk	Feb. 8, 2003	COL 5 vs DET 3	Curtis Joseph
	121.	P. Forsberg	Feb. 9, 2003	COL 4 at CGY 2	Roman Turek
	122.	J. Sakic	Mar. 13, 2003	COL 5 at CBJ 1	Marc Denis
	123.	A. Tanguay	Mar. 22, 2003	COL 8 vs CHI 1	Craig Anderson
2003-04 (5)	124.	P. Forsberg	Oct. 23, 2003	COL 6 vs EDM 1	Ty Conklin (2) Tommy Salo (1)
	125.	J. Sakic	Dec. 20, 2003	COL 3 at LAK 3	Roman Cechmanek (2) Cristobal Huet (1)
	126.	A. Tanguay	Jan. 21, 2004	COL 6 at FLA 5	Roberto Luongo
	127.	J. Sakic	Mar. 3, 2004	COL 5 vs VAN 5	Dan Cloutier
	128.	M. Hejduk	Mar. 8, 2004	COL 9 at VAN 2	Dan Cloutier (1) Johan Hedberg (2)
2005-06 (2)	129.	M. Svatos	Oct. 10, 2005	COL 7 vs CGY 3	Miikka Kiprusoff
	130.	M. Svatos	Jan. 9, 2006	COL 6 vs STL 1	Jason Bacashihua
2006-07 (3)	131.	A. Brunette	Dec. 19, 2006	COL 7 at EDM 6	Dwayne Roloson
	132.	M. Hejduk	Feb. 15, 2007	COL 7 at CGY 5	Miikka Kiprusoff
	133.	M. Hejduk	Apr. 5, 2007	COL 3 at VAN 1	Roberto Luongo
2007-08 (3)	134.	Pa. Stastny	Oct. 3, 2007	COL 4 vs DAL 3	Marty Turco
	135.	J. Sakic	Oct. 13, 2007	COL 5 vs CBJ 1	Pascal Leclaire
	136.	M. Hejduk	Dec. 9, 2007	COL 9 vs STL 5	Hannu Toivonen
2008-09 (1)	None				
2009-10 (1)	137.	C. Stewart	March 6, 2010	COL 7 vs STL 3	Chris Mason (2) Ty Conklin (1)
2010-11 (2)	138.	C. Stewart	Oct. 28, 2010	COL 6 at CGY 5	Henrik Karlsson
	139.	T. Fleischmann	Dec. 15, 2010	COL 4 at CHI 3	Corey Crawford
2011-12 (1)	140.	M. Duchene	Nov. 4, 2011	COL 6 at DAL 7	Kari Lehtonen
2012-13 (1)	None				
2013-14 (1)	None				
2014-15 (1)	141.	N. MacKinnon	Feb. 22, 2015	COL 5 vs TBL 4	Andrei Vasilevsky

ALL-TIME HAT TRICKS

HAT TRICKS BY PLAYER

Peter Stastny	16	Marian Stastny	3	Jeff Jackson	1
Joe Sakic	15	Steven Reinprecht	2	Andrei Kovalenko	1
Michel Goulet	13	Chris Stewart	2	Uwe Krupp	1
Owen Nolan	7	Marek Svatos	2	Eric Lacroix	1
Peter Forsberg	7	Alex Tanguay	2	Lane Lambert	1
Brent Ashton	5	Andrew Brunette	1	Tony McKegney	1
Real Cloutier	5	Wendel Clark	1	Nathan MacKinnon	1
Milan Hejduk	5	Alain Cote	1	Sandis Ozolinsh	1
Valeri Kamensky	5	Adam Deadmarsh	1	Wilf Paiement	1
Miroslav Frycer	4	Matt Duchene	1	Walt Poddubny	1
Mats Sundin	4	Tomas Fleischmann	1	Shjon Podein	1
Marc Tardif	4	Theo Fleury	1	Mike Ricci	1
Scott Young	4	Bryan Fogarty	1	Jacques Richard	1
Dale Hunter	3	Robbie Florek	1	Paul Stastny	1
Claude Lemieux	3	Paul Gillis	1	Radim Vrbata	1
Anton Stastny	3	Alan Haworth	1	John Wensink	1

YOUNGEST PLAYERS TO SCORE HAT TRICK, FRANCHISE HISTORY

PLAYER	AGE	DATE / OPPONENT
Joe Sakic	19 years, 107 days	Oct. 22, 1988 at NY Islanders
Joe Sakic	19 years, 140 days	Nov. 24, 1988 vs. Montreal
Nathan MacKinnon	19 years, 174 days	Feb. 22, 2015 vs. Tampa Bay



Nathan MacKinnon became the youngest Avalanche player to record a hat trick at the age of 19 years, 174 days on Feb. 22, 2015 against Tampa Bay

AVALANCHE PLAYER OF THE WEEK, MONTH (SINCE 1995-96)**NHL THREE STARS OF THE MONTH**

Peter Budaj (First Star)	March, 2007
Craig Anderson (First Star)	October, 2009
Chris Stewart (Third Star)	October, 2010

NHL ROOKIE OF THE MONTH

Radim Vrbata	February, 2002
Wojtek Wolski	December, 2006
Paul Stastny	February, 2007
Matt Duchene	December, 2009
Gabriel Landeskog	February, 2012

NHL THREE STARS OF THE WEEK

Joe Sakic (Third Star)	Feb. 12-18, 2007
Peter Budaj (Third Star)	Feb. 26 - March 4, 2007
Joe Sakic (Second Star)	March 12-18, 2007
Joe Sakic (Second Star)	April 2-8, 2007
Paul Stastny (First Star)	Oct. 3-7, 2007
Milan Hejduk (First Star)	Dec. 3-9, 2007
Peter Budaj (Second Star)	Oct. 20-26, 2008
Wojtek Wolski (First Star)	Jan. 5-11, 2009
Craig Anderson (Second Star)	Oct. 1-4, 2009
Craig Anderson (Second Star)	Oct. 12-18, 2009
Matt Duchene (Third Star)	Nov. 30 - Dec. 6, 2009
Craig Anderson (Second Star)	Jan. 18-24, 2010
Chris Stewart (First Star)	March 1-7, 2010
John-Michael Liles (Second Star)	Nov. 15-21, 2010
Matt Duchene (First Star)	Dec. 13-19, 2010
Tomas Fleischmann (Second Star)	Dec. 13-19, 2010
Ryan O'Reilly (Second Star)	Nov. 28 - Dec. 4, 2011
J.S. Giguere (Third Star)	Dec. 19-25, 2011
Giguere/Varlamov (Second Star)	Oct. 7-13, 2013
Matt Duchene (Third Star)	Dec. 16-22, 2013
Semyon Varlamov (Second Star)	March 31 - April 6, 2014
Semyon Varlamov (Second Star)	Jan. 5-11, 2015
Semyon Varlamov (Second Star)	March 2-8, 2015
Ryan O'Reilly (Third Star)	March 23-29, 2015

NHL PLAYER OF THE MONTH

Peter Forsberg	February, 1996
Patrick Roy	January, 1999
Joe Sakic	March, 2000
Peter Forsberg	February, 2003

NHL PLAYER OF THE WEEK

Peter Forsberg	Dec. 4-10, 1995
Joe Sakic	Oct. 14-20, 1996
Patrick Roy	Jan. 6-12, 1997
Patrick Roy	Oct. 1-5, 1997
Claude Lemieux	Nov. 17-23, 1997
Joe Sakic	Jan. 18-24, 1999
Peter Forsberg	March 1-7, 1999
Patrick Roy	March 22-28, 1999
Peter Forsberg	Jan. 10-16, 2000
Patrick Roy	Oct. 4-15, 2000
Alex Tanguay	Jan. 15-21, 2001
Peter Forsberg	Feb. 19-25, 2001
Joe Sakic	March 19-25, 2001
Joe Sakic	April 2-8, 2001
Patrick Roy	Nov. 12-18, 2001
Joe Sakic	Dec. 3-9, 2001
Joe Sakic	Oct. 28 - Nov. 3, 2002
Patrick Roy*	Jan. 20-26, 2003
Patrick Roy*	Feb. 3-9, 2003
Milan Hejduk (co)	March 31 - April 6, 2003
Milan Hejduk (offensive)	Jan. 19-25, 2004
Joe Sakic (offensive)	March 8-14, 2004
D. Aebischer (co-defensive)	Jan. 2-8, 2006

* -- consecutive

TOP SINGLE GAME PERFORMANCES, FRANCHISE HISTORY**MOST GOALS SCORED IN A SINGLE GAME
FRANCHISE HISTORY**

G	PLAYER	DATES
5	Mike Ricci	Feb. 17, 1994 at San Jose
5	Mats Sundin	March 5, 1992 at Hartford
4	Joe Sakic	April 14, 1992 vs. Buffalo
4	Peter Stastny	Feb. 11, 1989 vs. Pittsburgh
4	Michel Goulet	March 17, 1986 at Montreal
4	Michel Goulet	Dec. 14, 1985 vs. New Jersey
4	Peter Stastny	Feb. 22, 1981 at Washington

**MOST ASSISTS IN A SINGLE GAME
FRANCHISE HISTORY**

A	PLAYER	DATES
5	Peter Forsberg	March 22, 2003 vs. Chicago
5	Peter Forsberg	Jan. 1, 2003 at Nashville
5	Joe Sakic	Oct. 15, 1996 vs. Edmonton
5	Peter Forsberg	Feb. 23, 1996 vs. Los Angeles
5	Mike Ricci	Dec. 12, 1992 at San Jose
5	Owen Nolan	March 5, 1992 at Hartford
5	Michel Goulet	Jan. 3, 1984 vs. Montreal
5	Anton Stastny	Feb. 22, 1981 at Washington

**MOST POINTS IN A SINGLE GAME
FRANCHISE HISTORY**

P	PLAYER	DATES
8	Anton Stastny	Feb. 22, 1981 at Washington
8	Peter Stastny	Feb. 22, 1981 at Washington
7	Mats Sundin	March 5, 1992 at Hartford
7	Peter Stastny	April 1, 1982 at Boston
6	Milan Hejduk	Dec. 9, 2007 vs. St. Louis
6	Peter Forsberg	Jan. 1, 2003 at Nashville
6	Peter Forsberg	March 3, 1999 at Florida
6	Joe Sakic	Oct. 15, 1996 vs. Edmonton
6	Mike Ricci	Dec. 12, 1992 at San Jose
6	Owen Nolan	March 5, 1992 at Hartford
6	Brent Ashton	March 5, 1985 vs. Boston
6	Michel Goulet	Jan. 3, 1984 vs. Montreal

ALL-TIME PENALTY SHOTS

PENALTY SHOTS BY AVALANCHE - REGULAR SEASON

41 Total (24 Made, 17 Missed)

PLAYER	DATE	OPPONENT	GOALTENDER	RESULT
1. Peter Stastny	Oct. 14, 1980	at Colorado	Al Smith	No Goal
2. Michel Goulet	Feb. 6, 1983	Washington	Pat Riggan	Goal
3. Dale Hunter	Dec. 6, 1983	Calgary	Réjean Lemelin	Goal
4. Michel Goulet	Jan. 26, 1984	at NY Islanders	Kelly Hrudey	Goal
5. Michel Goulet	Dec. 29, 1984	Pittsburgh	Denis Herron	No Goal
6. Michel Goulet	Jan. 10, 1987	Montréal	Patrick Roy	Goal
7. Michel Goulet	Mar. 12, 1987	Pittsburgh	Pat Riggan	No Goal
8. Mike Eagles	Nov. 9, 1987	Boston	Doug Keans	Goal
9. Lane Lambert	Mar. 15, 1988	Toronto	Ken Wreggett	No Goal
10. Michel Goulet	Dec. 29, 1988	Toronto	Allan Bester	No Goal
11. Anton Stastny	Mar. 7, 1989	Toronto	Allan Bester	No Goal
12. Claude Loiselle	Oct. 28, 1989	Edmonton	Bill Ranford	No Goal
13. Joe Sakic	Dec. 9, 1989	Philadelphia	Ken Wreggett	Goal
14. Scott Pearson	Mar. 16, 1991	at Pittsburgh	Tom Barrasso	Goal
15. Mats Sundin	Mar. 3, 1992	Buffalo	Tom Draper	Goal
16. Mats Sundin	Feb. 2, 1993	Los Angeles	Kelly Hrudey	No Goal
17. Alexei Gusarov	Mar. 10, 1993	Buffalo	Grant Fuhr	Goal
18. Andrei Kovalenko	Dec. 4, 1993	Vancouver	Kirk McLean	Goal
19. Joe Sakic	Jan. 14, 1996	Calgary	Trevor Kidd	Goal
20. Peter Forsberg	Feb. 1, 1996	Winnipeg	Tim Cheveldae	No Goal
21. Valeri Kamensky	Oct. 26, 1996	at Edmonton	Curtis Joseph	Goal
22. Peter Forsberg	Dec. 6, 1996	St. Louis	Grant Fuhr	No Goal
23. Adam Deadmarsh	Mar. 1, 1997	Chicago	Jeff Hackett	Goal
24. Joe Sakic	Nov. 1, 1997	Calgary	Tyler Moss	Goal
25. Chris Drury	Mar. 18, 2000	Detroit	Ken Wreggett	Goal
26. Alex Tanguay	Dec. 1, 2000	Dallas	Ed Belfour	No Goal
27. Greg de Vries	Oct. 27, 2001	at Phoenix	Sean Burke	No Goal
28. Shjon Podelin	Dec. 12, 2001	Columbus	Marc Denis	No Goal
29. Chris Drury	Apr. 12, 2002	at Anaheim	J. Giguere	Goal
30. Dean McAmmond	Jan. 23, 2003	Columbus	Marc Denis	No Goal
31. Milan Hejduk	Jan. 11, 2004	at Chicago	Michael Leighton	Goal
32. Milan Hejduk	Jan. 19, 2004	at Tampa Bay	Nikolai Khabibulin	Goal - OT
33. Paul Kariya	Feb. 28, 2004	at Columbus	Marc Denis	No Goal
34. Alex Tanguay	Nov. 12, 2005	at Calgary	Miikka Kiprusoff	Goal
35. Brett Clark	Nov. 18, 2005	at Anaheim	Ilya Bryzgalov	No Goal
36. Marek Svatos	Dec. 4, 2005	Buffalo	Martin Biron	Goal
37. Joe Sakic	Dec. 18, 2005	at NY Rangers	Kevin Weekes	Goal
38. Milan Hejduk	Oct. 12, 2008	at Edmonton	Mathieu Garon	Goal
39. Jordan Leopold	Dec. 15, 2008	at Detroit	Chris Osgood	Goal
40. Chris Stewart	Mar. 6, 2010	St. Louis	Ty Conklin	Goal
41. Kevin Porter	Jan. 18, 2011	Vancouver	Roberto Luongo	No Goal

PENALTY SHOTS BY OPPONENTS - REGULAR SEASON

40 Total (18 Made, 22 Missed)

PLAYER	DATE	OPPONENT	GOALTENDER	RESULT
1. Dave Lumley	Dec. 2, 1981	Edmonton	Daniel Bouchard	Goal
2. Brent Peterson	Dec. 19, 1982	at Buffalo	Daniel Bouchard	No Goal
3. Blaine Stoughton	Mar. 5, 1983	Hartford	Clint Malarchuk	No Goal
4. Jim Peplinski	Oct. 13, 1984	at Calgary	Mario Gosselin	Goal
5. Mario Lemieux	Dec. 29, 1984	Pittsburgh	Mario Gosselin	Goal
6. Doug Small	Oct. 13, 1985	at Winnipeg	Richard Sévigny	No Goal
7. Ron Francis	Jan. 17, 1986	at Hartford	Clint Malarchuk	Goal
8. Bobby Smith	Jan. 29, 1986	at Montréal	Mario Gosselin	No Goal
9. Dave Andreychuk	Nov. 22, 1986	Buffalo	Clint Malarchuk	No Goal
10. Mike Bullard	Mar. 19, 1988	Calgary	Mario Brunetta	No Goal
11. Lindy Ruff	Nov. 26, 1989	at NY Rangers	Mario Brunetta	Goal
12. Theoren Fleury	Feb. 23, 1991	Calgary	Ron Tugnutt	Goal
13. Dave McLlwain	Oct. 12, 1991	Buffalo	Ron Tugnutt	No Goal
14. Craig Janney	Jan. 9, 1992	at Boston	Stéphane Fiset	No Goal
15. Chris Dahlquist	Mar. 21, 1992	Minnesota	Stéphane Fiset	No Goal
16. Tony Granato	Nov. 25, 1993	Los Angeles	Jocelyn Thibault	No Goal
17. Martin Straka	Mar. 16, 1995	Pittsburgh	Jocelyn Thibault	No Goal
18. Kevin Miller	Dec. 5, 1995	San Jose	Stéphane Fiset	Goal
19. Ville Peltonen	Mar. 5, 1996	San Jose	Patrick Roy	No Goal
20. Jamie Baker	Mar. 28, 1996	at San Jose	Patrick Roy	No Goal
21. Theoren Fleury	Oct. 22, 1996	at Calgary	Patrick Roy	Goal
22. Tom Chorske	Feb. 7, 1998	at NY Islanders	Patrick Roy	Goal
23. Andrew Cassels	Nov. 30, 1999	at Vancouver	Patrick Roy	No Goal
24. Alex Kolanos	Mar. 30, 2002	at Phoenix	Patrick Roy	Goal
25. Mike Comrie	Mar. 14, 2004	Phoenix	Tommy Salo	No Goal
26. Jonathan Hedstrom	Mar. 22, 2006	at Anaheim	Peter Budaj	Goal
27. Matthew Lombardi	Mar. 31, 2006	at Calgary	Peter Budaj	Goal
28. Alex Ovechkin	Oct. 25, 2006	Washington	Peter Budaj	No Goal
29. Mike Grier	Dec. 7, 2006	at San Jose	Jose Theodore	No Goal
30. Tomas Holmstrom	Mar. 4, 2007	St. Louis	Peter Budaj	No Goal
31. Jay McClement	Dec. 9, 2007	St. Louis	Jose Theodore	Goal
32. Simon Gagne	Oct. 16, 2008	Philadelphia	Andrew Raycroft	Goal
33. Taylor Pyatt	Nov. 12, 2008	at Vancouver	Peter Budaj	Goal
34. Rick Nash	Jan. 2, 2009	Columbus	Peter Budaj	Goal
35. Pavol Demitra	Mar. 27, 2009	Vancouver	Andrew Raycroft	No Goal
36. Ray Whitney	Oct. 23, 2009	Carolina	Craig Anderson	No Goal
37. Teemu Selanne	Mar. 28, 2011	at Anaheim	Brian Elliott	Goal
38. Oliver Ekman-Larsson	Dec. 29, 2011	Phoenix	Semyon Varlamov	No Goal
39. Devin Setoguchi	Mar. 6, 2012	Minnesota	Semyon Varlamov	Goal
40. Jim Slater	Mar. 10, 2014	Winnipeg	Semyon Varlamov	No Goal

WINS & LOSSES**MOST WINS, SEASON**52 2013-14
2000-01**MOST HOME WINS**

28 2000-01

MOST ROAD WINS

26 2013-14

FEWEST WINS

12 1989-90

FEWEST HOME WINS

8 1989-90

FEWEST ROAD WINS

2 1991-92

MOST LOSSES

61 1989-90

MOST HOME LOSSES

26 1989-90

MOST ROAD LOSSES

35 1989-90

FEWEST LOSSES (FULL SEASON)

16 2000-01

FEWEST HOME LOSSES (FULL SEASON)

6 2000-01

FEWEST ROAD LOSSES (FULL SEASON)

8 2003-04

MOST WINS, SINGLE MONTH11 March, 2007 (11-1-2)
January 2004 (11-1-2-2)**LONGEST WINNING STREAK**

12 Jan. 10 - Feb. 7, 1999

LONGEST HOME WINNING STREAK10 March 6 - April 16, 1995
Nov. 26, 1983 - Jan. 10, 1984**LONGEST ROAD WINNING STREAK**

7 Jan. 10 - Feb. 7, 1999

LONGEST UNDEFEATED STREAK12 Jan. 10 - Feb. 7, 1999 (12-0-0)
Dec. 23, 1996 - Jan. 20, 1997 (9-0-3)**LONGEST HOME UNDEFEATED STREAK**

14 Nov. 19, 1983 - Jan. 21, 1984 (11-0-3)

LONGEST ROAD UNDEFEATED STREAK

10 Jan. 10 - March 3, 1999 (8-0-2)

CONSECUTIVE GAMES WITH AT LEAST ONE POINT

16 Dec. 27, 2000 - Jan. 30, 2001 (12-0-3-1)

CONSECUTIVE HOME GAMES WITH AT LEAST ONE POINT

17 Jan. 20 - April 6, 2003 (14-0-2-1)

CONSECUTIVE ROAD GAMES WITH AT LEAST ONE POINT

15 Dec. 20, 2003 - Feb. 14, 2004 (9-0-4-2)

LONGEST LOSING STREAK

14 Oct. 21 - Nov. 19, 1990

LONGEST HOME LOSING STREAK

8 Oct. 21 - Nov. 24, 1990

LONGEST ROAD LOSING STREAK

18 Jan. 18 - April 1, 1990

LONGEST WINLESS STREAK

17 Oct. 21 - Nov. 25, 1990 (0-15-2)

LONGEST HOME WINLESS STREAK

11 Nov. 14 - Dec. 26, 1989 (0-7-4)

LONGEST ROAD WINLESS STREAK

33 Oct. 8, 1991 - Feb. 27, 1992 (0-25-8)

MARGIN OF VICTORY & DEFEAT**LARGEST MARGIN OF VICTORY**

10 Dec. 12, 1995 vs. San Jose (12-2)

LARGEST MARGIN OF DEFEAT

10 Feb 6, 1990 at Washington (2-12)

COMEBACK WINS**LARGEST DEFICIT OVERCOME, VICTORY**

5 March 3, 1999 at Florida (trailed 0-5, won 7-5)

TIES**MOST TIES, SEASON**

18 1980-81

MOST HOME TIES, SEASON

11 1980-81

MOST ROAD TIES, SEASON

13 1981-82

FEWEST TIES, SEASON (FULL SEASON)

5 1987-88

FEWEST HOME TIES, SEASON (FULL SEASON)

2 1987-88, 1992-93

FEWEST ROAD TIES, SEASON (FULL SEASON)

1 1989-90

OVERTIME**MOST OVERTIME GAMES, SEASON**28 2003-04
2002-03**MOST OT WINS, SEASON (NOT INCLUDING SHOOTOUTS)**

10 2013-14

MOST OT LOSSES, SEASON (NOT INCLUDING SHOOTOUTS)

8 2002-03

FEWEST OVERTIME WINS, SEASON

0 5x (1983-84, '86-87, '89-90, '91-92, '93-94)

FEWEST OVERTIME LOSSES

0 1993-94

GOALS**MOST GOALS, SEASON**

360 1983-84

MOST GOALS, HOME, SEASON

203 1982-83

MOST GOALS, ROAD, SEASON

171 1992-93

FEWEST GOALS, SEASON (FULL SEASON)

190 2008-09

FEWEST GOALS, HOME, SEASON (FULL SEASON)

98 2011-12

FEWEST GOALS, ROAD, SEASON (FULL SEASON)

87 2008-09

MOST GOALS SCORED BY DEFENSEMEN

58 1992-93

MOST GOALS, GAME12 Dec. 5, 1995 vs. San Jose (12-2)
Oct. 20, 1984 at Toronto (12-3)
Feb. 1, 1983 vs. Hartford (12-3)**MOST GOALS, GAME, HOME**12 Dec. 5, 1995 vs. San Jose (12-2)
Feb. 1, 1983 vs. Hartford (12-3)**MOST GOALS, GAME, ROAD**

12 Oct. 20, 1984 at Toronto (12-3)

TEAM RECORDS

GOALS (continued)

MOST GOALS, PERIOD

6 8x (last: March 3, 1999 at Florida - 3rd)

MOST GOALS, PERIOD, HOME

6 Dec. 5, 1995 vs. San Jose (1st)
Nov. 1, 1983 vs. Los Angeles (1st)
Feb. 1, 1983 vs. Hartford (1st)
Dec. 7, 1982 vs. Boston (2nd)

MOST GOALS, PERIOD, ROAD

6 March 3, 1999 at Florida (3rd)
Feb. 16, 1985 at Pittsburgh (2nd)
Oct. 20, 1984 at Toronto (3rd)
April 1, 1982 at Boston (1st)

MOST GOALS AGAINST, SEASON

407 1989-90

MOST GOALS AGAINST, HOME, SEASON

192 1989-90

MOST GOALS AGAINST, ROAD, SEASON

215 1989-90

MOST GOALS AGAINST, GAME

12 Feb. 6, 1990 at Washington (2-12)

MOST GOALS AGAINST, GAME, HOME

11 Nov. 24, 1990 vs. Winnipeg (4-11)
March 8, 1983 vs. Boston (5-11)

MOST GOALS AGAINST, GAME, ROAD

12 Feb. 6, 1990 at Washington (2-12)

MOST GOALS AGAINST, PERIOD

7 Feb. 27, 1995 vs Pittsburgh (2nd)
Feb. 18, 1989 at Los Angeles (3rd)
April 4, 1980 at Hartford (2nd)

MOST GOALS AGAINST, HOME, PERIOD

7 Feb. 27, 1995 vs Pittsburgh (2nd)

MOST GOALS AGAINST, ROAD, PERIOD

7 Feb. 18, 1989 at Los Angeles (3rd)
April 4, 1980 at Hartford (2nd)

FEWEST GOALS AGAINST, SEASON (FULL SEASON)

169 2001-02

FEWEST GOALS AGAINST, HOME, SEASON (FULL SEASON)

80 2001-02
1999-00

FEWEST GOALS AGAINST, ROAD, SEASON (FULL SEASON)

89 2001-02

COMBINED GOALS

MOST GOALS COMBINED, GAME

18 Feb. 23, 1991 at Calgary (8-10)
Feb. 22, 1981 at Washington (11-7)

MOST GOALS, COMBINED, PERIOD

10 Dec. 7, 1982 vs. Boston (2nd)

SHUTOUTS

MOST SHUTOUTS, ONE SEASON

11 2001-02

FEWEST SHUTOUTS, ONE SEASON

0 4x (1988-89, 1989-90, 1990-91, 1992-93)

MOST TIMES SHUTOUT, ONE SEASON

12 2008-09

FEWEST TIMES SHUTOUT, ONE SEASON

0 6x ('80-81, '81-82, '83-84, '86-87, '92-93, '94-95)

MOST CONSECUTIVE SHUTOUTS

3 Nov. 14-18, 2001

MOST CONSECUTIVE GAMES BEING SHUTOUT

2 6x (last: Feb. 5-7, 2015)

SPECIALTY TEAMS

MOST POWER-PLAY GOALS, SEASON

101 1992-93

FEWEST POWER-PLAY GOALS, SEASON (FULL SEASON)

37 2014-15

MOST POWER-PLAY GOALS AGAINST, SEASON

98 1990-91
1989-90

FEWEST POWER-PLAY GOALS AGAINST, SEASON (FULL SEASON)

37 2014-15

FEWEST POWER-PLAY OPPORTUNITIES, SEASON (FULL SEASON)

223 2011-12

MOST POWER-PLAY GOALS, GAME

5 Dec. 27, 1992 at Ottawa
April 14, 1992 vs. Buffalo
Oct. 13, 1986 at Vancouver

MOST POWER-PLAY GOALS AGAINST, GAME

6 Oct. 13, 1993 at NY Rangers

MOST POWER-PLAY GOALS, PERIOD

3 12x (last: Oct. 13, 2011 at Ottawa - 3rd)

MOST POWER-PLAY GOALS AGAINST, PERIOD

4 Oct. 10, 1983 vs. Montreal (1st)

MOST SHORT-HANDED GOALS, SEASON

21 2x (1992-93, 1995-96)

FEWEST SHORT-HANDED GOALS, SEASON

2 2007-08

MOST SHORT-HANDED GOALS, GAME

3 Dec. 26, 2005 vs. Phoenix
Jan. 17, 1989 vs. New Jersey
Oct. 20, 1984 at Toronto

MOST SHORT-HANDED GOALS, PERIOD

2 Feb. 2, 2010 vs. Columbus (3rd)
Dec. 26, 2005 vs. Phoenix (3rd)
Dec. 3, 1995 vs. Dallas (2nd)
Oct. 13, 1992 vs. Philadelphia (3rd)
Oct. 31, 1991 at NY Rangers (3rd)
Jan. 17, 1989 vs. New Jersey (3rd)

FEWEST SHORT-HANDED GOALS AGAINST, SEASON

1 2013-14

MOST POWER-PLAY GOALS, COMBINED, GAME

8 5x (last: Nov. 25, 1993 vs. Los Angeles)

MOST POWER-PLAY GOALS, COMBINED, PERIOD

5 3x (last: Dec. 23, 1989 vs. Buffalo - 2nd)

MOST SHORT-HANDED GOALS, COMBINED, GAME

4 3x (last: Dec. 3, 1995 vs. Dallas)

MOST SHORT-HANDED GOALS, COMBINED, PERIOD

4 Dec. 3, 1995 vs. Dallas (2nd)

SCORING PLATEAUS

MOST 30-GOAL SCORERS, SEASON

5 1981-82

MOST 20-GOAL SCORERS, SEASON

8 1983-84
1981-82

SHOTS-ON-GOAL

MOST SHOTS-ON-GOAL, SEASON

2644 1995-96

FEWEST SHOTS-ON-GOAL, SEASON

2030 1990-91

MOST SHOTS-ON-GOAL, GAME

57 March 5, 1996 vs San Jose

FEWEST SHOTS-ON-GOAL, GAME

9 Jan. 18, 1981 at Chicago

SHOTS-ON-GOAL (continued)

LARGEST SHOT DIFFERENTIAL

+31 March 5, 1996 vs San Jose (57-26)

MOST SHOTS AGAINST, SEASON

2863 1990-91

FEWEST SHOTS AGAINST, SEASON (FULL SEASON)

2059 2000-01

MOST SHOTS AGAINST, GAME

73 March 21, 1991 at Boston

MOST SHOTS-ON-GOAL, PERIOD

29 Feb. 11, 1997 vs. Los Angeles (1st)

MOST SHOTS AGAINST, PERIOD

26 Feb. 4, 1990 vs. Boston (1st)

FEWEST SHOTS-ON-GOAL, PERIOD

0 Many Times (last: Oct. 27, 2005 vs. Vancouver - 3rd)

FEWEST SHOTS AGAINST, GAME

9 Jan. 27, 2001 at Nashville

FEWEST SHOTS AGAINST, PERIOD

0 Feb. 16, 2015 vs. Arizona (2nd)

PENALTIES

MOST PENALTY MINUTES, SEASON

2104 1989-90

FEWEST PENALTY MINUTES, FULL SEASON

771 2014-15

FEWEST TOTAL PENALTIES, FULL SEASON

306 2014-15

MOST PENALTY MINUTES, GAME

118 April 15, 1992 at Buffalo

MOST PENALTY MINUTES AGAINST, GAME

129 Feb. 26, 1987 at Boston

MOST PENALTY MINUTES, PERIOD

94 Jan. 11, 1982 vs. Hartford (3rd)

MOST PENALTY MINUTES AGAINST, PERIOD

105 Feb. 26, 1987 at Boston (2nd)

FEWEST PENALTY MINUTES, GAME

0 6x (last: April 4, 2015 at Los Angeles)

MOST PENALTY MINUTES, COMBINED, GAME

231 Feb. 26, 1987 at Boston (Que-102, Bos-129)

FEWEST PENALTY MINUTES, COMBINED, GAME

0 Nov. 30, 2013 vs. Minnesota
April 9, 2000 vs. Detroit

FASTEST GOALS

FASTEST GOAL TO START A GAME

0:08 Antti Laaksonen, Feb. 10, 2006 at Columbus

FASTEST GOAL TO START A GAME, OPPONENT

0:08 Alex Steen, March 16, 2010 at St. Louis
Paul Kariya, March 9, 1997 vs. Anaheim

FASTEST GOAL TO START A PERIOD

0:05 Dale Hunter, Oct. 30, 1985 at Hartford (3rd)
Marc Tardif, Nov. 2, 1981 vs. Montreal (3rd)

FASTEST GOAL TO START A PERIOD, OPPONENT

0:06 F. Olausson, Oct. 29, 1991 vs. Winnipeg (2nd)

FASTEST TWO GOALS SCORED

0:09 April 7, 2015 vs. Nashville
(Iginla 15:32 – O'Reilly 15:41 of 2nd)
0:09 Feb. 16, 2015 vs. Arizona
(McLeod 2:54 – Duchene 3:03 of 1st)
0:09 Jan. 23, 2002 at Edmonton
(Foote 3:25 – Drury 3:34 of 1st)
0:09 Oct. 17, 1997 at Calgary
(Klemm 12:15 and 12:24 of 1st)

FASTEST THREE GOALS SCORED

0:51 March 8, 2004 at Vancouver
(Konowalchuk 14:40, Sakic 15:09,
Hendrickson 15:31 of 1st)

FASTEST TWO GOALS AGAINST

0:09 Feb. 10, 2001 vs. St. Louis
(S. Young 7:26, J. Mayers 7:35 of 2nd)

FASTEST THREE GOALS AGAINST

0:27 Oct. 17, 1989 vs. Calgary
(G. Roberts (2), J. Peplinski)

FASTEST TWO GOALS BY ONE PLAYER

0:09 Jon Klemm, Oct. 17, 1997 at Calgary
(12:15 & 12:24)

FASTEST THREE GOALS BY ONE PLAYER

2:17 Alain Cote, April 1, 1982 at Boston

FASTEST TWO GOALS BY BOTH TEAMS

0:05 Nov. 5, 1985 vs. Boston (3rd)

FASTEST OVERTIME GOAL

0:09 Kyle Cumiskey, Feb. 10, 2010 vs. Atlanta

FASTEST OVERTIME GOAL, OPPONENT

0:08 K.E. Andersson, Nov. 20, 1983 at NY Rangers

CONSECUTIVE STARTS BY A GOALTENDER, FRANCHISE HISTORY

GS	GOALTENDER	DATES
26	Ron Tugnutt	Nov. 21, 1990 - Jan. 22, 1991
24	Dan Bouchard	Feb. 13 - April 5, 1981
23	Craig Anderson	Jan. 9 - March 14, 2010
22	Semyon Varlamov	Jan. 15 - March 8, 2015
18	Dan Bouchard	Nov. 15 - Dec. 27, 1983
16	Patrick Roy	Jan. 12 - Feb. 21, 1999
15	Craig Anderson	Oct. 1 - Nov. 1, 2009 (start of season)
14	Peter Budaj	March 9 - April 9, 2006

ALL-TIME WINNING/LOSING STREAKS

LONGEST WINNING / LOSING STREAKS (SINGLE SEASON)

LONGEST WINNING STREAKS

GM	DATES
12	Jan. 10 - Feb. 7, 1999
9	Oct. 10-28, 2000
8	Dec. 31, 2005 - Jan. 17, 2006
8	March 23 - April 9, 2000
8	Oct. 18 - Nov. 5, 1995
7	Jan. 16-30, 2001
7	Feb. 4-16, 1995
7	Dec. 31, 1985 - Jan. 11, 1986
7	Oct. 10-21, 1985
7	Nov. 24 - Dec. 10, 1983

LONGEST LOSING STREAKS (regulation)

GM	DATES
14	Oct. 21 - Nov. 19, 1990
11	Jan. 18 - Feb. 10, 1990
8	Jan. 26 - Feb. 14, 2011
8	Jan. 2-23, 1992
8	March 18 - April 1, 1989
8	Oct. 25 - Nov. 8, 1989
7	Feb. 9-23, 1980

LONGEST UNBEATEN STREAKS (SINGLE SEASON)

LONGEST UNBEATEN STREAKS

GM	W-L-T	DATES
12	12-0-0	Jan. 10 - Feb. 7, 1999
12	9-0-3	Dec. 23, 1996 - Jan. 20, 1997
11	9-0-2	Oct. 23 - Nov. 13, 1996
11	7-0-4	March 10-31, 1981
10	8-0-2	Jan. 20 - Feb. 11, 2003
10	8-0-2	Nov. 24 - Dec. 12, 2001
10	9-0-1	Jan. 10-30, 2001
10	6-0-4	Dec. 23, 1997 - Jan. 3, 1998
10	9-0-1	Oct. 18 - Nov. 11, 1995
9	9-0-0	Oct. 10-28, 2000
9	8-0-1	March 24 - April 11, 1999

LONGEST STREAKS WITH AT LEAST ONE POINT

GM	W-L-T-OL	PTS	DATES
16	12-0-3-1	28	Dec. 27, 2000 - Jan. 30, 2001
14	11-0-2-1	25	Jan. 20 - Feb. 20, 2003
12	10-0-2	22	Feb. 27 - March 25, 2007
12	7-0-3-2	19	Jan. 19 - Feb. 14, 2004
12	12-0-0	24	Jan. 10 - Feb. 7, 1999
12	9-0-3	21	Dec. 23, 1996 - Jan. 20, 1997
11	9-0-2	20	Oct. 23 - Nov. 13, 1996
11	7-0-4	18	March 10-31, 1981
10	8-0-2	18	Oct. 10-28, 2009
10	8-0-2-0	18	Nov. 24 - Dec. 12, 2001
10	8-0-0-2	18	Feb. 19 - March 11, 2001
10	9-0-1-0	19	Jan. 10-30, 2001
10	6-0-4	16	Dec. 23, 1997 - Jan. 3, 1998
10	9-0-1	19	Oct. 18 - Nov. 11, 1995

HOME / ROAD WINNING STREAKS (SINGLE SEASON)

LONGEST HOME WINNING STREAKS

GM	DATES
10	March 6 - April 16, 1995
10	Nov. 26, 1983 - Jan. 10, 1984
8	Nov. 30 - Dec. 23, 2011
7	Jan. 23 - Feb. 25, 2003
7	Dec. 19, 1981 - Jan. 11, 1982
6	Oct. 1 - Nov. 6, 2009 (start of season)
6	Oct. 3 - Nov. 1, 2007 (start of season)
6	March 20 - April 6, 2003
6	Nov. 11 - Dec. 1, 2000
6	Jan. 5-17, 2000
6	Feb. 19 - March 3, 1996
6	Jan. 24 - Feb. 11, 1995 (start of season)
6	Nov. 21 - Dec. 10, 1991
6	Nov. 30 - Dec. 19, 1985
6	Jan. 4 - Feb. 1, 1983

LONGEST ROAD WINNING STREAKS

GM	DATES
7	Jan. 10 - Feb. 7, 1999
6	Oct. 8 - Nov. 1, 2013 (start of season)
6	Oct. 10-22, 2011 (start of season)
6	Jan. 19 - March 11, 2002
6	March 7 - April 7, 2000
5	Dec. 5-26, 2001
5	Oct. 10-26, 2000
5	Oct. 25 - Nov. 11, 1995
5	Feb. 28 - March 24, 1986

INDIVIDUAL FRANCHISE RECORDS

SERVICE TIME

MOST SEASONS, NORDIQUES/AVALANCHE	
20	Joe Sakic, 1988-89 to 2008-09

GAMES PLAYED

MOST GAMES PLAYED, CAREER	
1378	Joe Sakic
MOST GAMES PLAYED, SEASON	
84	Joe Sakic, 1993-94 Mats Sundin, 1993-94
MOST GAMES PLAYED, CONSECUTIVE	
312	Dale Hunter, Oct. 9, 1980 - March 13, 1984

GOALS

MOST GOALS, CAREER	
625	Joe Sakic
MOST GOALS, SEASON	
57	Michel Goulet, 1982-83
MOST GOALS, SEASON, RIGHT WING	
52	Jacques Richard, 1980-81
MOST GOALS, SEASON, LEFT WING	
57	Michel Goulet, 1982-83
MOST GOALS, SEASON, CENTER	
54	Joe Sakic, 2000-01
MOST GOALS, SEASON, DEFENSEMAN	
23	Sandis Ozolinsh, 1996-97
MOST GOALS, SEASON, ROOKIE	
39	Anton Stastny, 1980-81 Peter Stastny, 1980-81
MOST GOALS, MONTH	
16	Michel Goulet, December 1985 Michel Goulet, January 1984
MOST GOALS, ROOKIE, MONTH	
12	Peter Stastny, February 1981
MOST GOALS, GAME	
5	Mike Ricci, Feb. 17, 1994 at San Jose Mats Sundin, March 5, 1992 at Hartford
MOST GOALS, PERIOD	
3	15x (last: Fleischmann, Dec. 15, 2010 at Chi. -3rd)

POWER PLAY GOALS

MOST POWER-PLAY GOALS, CAREER	
205	Joe Sakic
MOST POWER-PLAY GOALS, SEASON	
29	Michel Goulet, 1987-88
MOST POWER-PLAY GOALS, SEASON, ROOKIE	
12	Marek Svatos, 2005-06 Anton Stastny, 1980-81
MOST POWER-PLAY GOALS, GAME	
3	Andrew Brunette, Dec. 19, 2006 at Edmonton Joe Sakic, April 14, 1992 vs. Buffalo Michel Goulet, Dec. 14, 1985 vs. New Jersey

SHORT-HANDED GOALS

MOST SHORT-HANDED GOALS, CAREER	
32	Joe Sakic
MOST SHORT-HANDED GOALS, SEASON	
6	Joe Sakic, 1995-96 Scott Young, 1992-93 Michel Goulet, 1981-82

GAME-WINNING GOALS

MOST GAME-WINNING GOALS, CAREER	
86	Joe Sakic
MOST GAME-WINNING GOALS, SEASON	
16	Michel Goulet, 1983-84
MOST GAME-WINNING GOALS, SEASON, ROOKIE	
9	Marek Svatos, 2005-06

GAME TYING GOALS

MOST GAME-TYING GOALS, CAREER	
13	Joe Sakic
MOST GAME-TYING GOALS, SEASON	
5	Michel Goulet, 1981-82 Real Cloutier, 1979-80

OVERTIME GOALS

MOST OVERTIME GOALS, CAREER	
9	Milan Hejduk
MOST OVERTIME GOALS BY A DEFENSEMAN, CAREER	
4	Tyson Barrie
MOST OVERTIME GOALS, SEASON	
3	Tyson Barrie, 2013-14 David Jones, 2010-11

ASSISTS

MOST ASSISTS, CAREER	
1016	Joe Sakic
MOST ASSISTS, SEASON	
93	Peter Stastny, 1981-82
MOST ASSISTS, SEASON, RIGHT WING	
60	Real Cloutier, 1981-82
MOST ASSISTS, SEASON, LEFT WING	
65	Michel Goulet, 1983-84
MOST ASSISTS, SEASON, CENTER	
93	Peter Stastny, 1981-82
MOST ASSISTS, SEASON, DEFENSEMAN	
62	Steve Duchesne, 1992-93
MOST ASSISTS, SEASON, ROOKIE	
70	Peter Stastny, 1980-81
MOST ASSISTS, GAME	
5	8x (last: Forsberg, March 22, 2003 vs. Chicago)
MOST ASSISTS, PERIOD	
4	Owen Nolan, March 5, 1992 vs. Hartford (2nd) Anton Stastny, April 4, 1987 vs. NJ (2nd)

MOST POINTS

MOST POINTS, CAREER	
1641	Joe Sakic
MOST POINTS, SEASON	
139	Peter Stastny, 1981-82
MOST POINTS, SEASON, RIGHT WING	
103	Jacques Richard, 1980-81
MOST POINTS, SEASON, LEFT WING	
121	Michel Goulet, 1983-84
MOST POINTS, SEASON, CENTER	
139	Peter Stastny, 1981-82
MOST POINTS, SEASON, DEFENSEMAN	
82	Steve Duchesne, 1992-93
MOST POINTS, SEASON, ROOKIE	
109	Peter Stastny, 1980-81
MOST POINTS, MONTH	
28	Peter Stastny, February, 1981

INDIVIDUAL FRANCHISE RECORDS

MOST POINTS (continued)

MOST POINTS, MONTH, ROOKIE

28 Peter Stastny, February 1981

MOST POINTS, GAME

8 Anton Stastny, Feb. 22, 1981 at Washington
Peter Stastny, Feb. 22, 1981 at Washington

MOST POINTS, GAME, ROOKIE

8 Anton Stastny, Feb. 22, 1981 at Washington
Peter Stastny, Feb. 22, 1981 at Washington

MOST POINTS, PERIOD

5 Peter Forsberg, March 3, 1999 at Florida (3rd)

MOST MULTIPLE POINT GAMES, SEASON

42 Peter Stastny, 1981-82

SCORING PLATEAUS

MOST 30-GOAL SEASONS

9 Joe Sakic

MOST 100-POINT SEASONS

7 Peter Stastny

SHOTS ON GOAL

MOST SHOTS-ON-GOAL, CAREER

4621 Joe Sakic

MOST SHOTS-ON-GOAL, SEASON

339 Joe Sakic, 1995-96

MOST SHOTS-ON-GOAL, SEASON, DEFENSEMAN

276 Jeff Brown, 1988-89

MOST SHOTS-ON-GOAL, SEASON, ROOKIE

270 Gabriel Landeskog, 2011-12

MOST SHOTS-ON-GOAL, GAME

11 Ryan Smyth, Oct. 16, 2007 vs. Calgary
Marek Svatos, Oct. 25, 2006 vs. Wash.
Joe Sakic, March 23, 2004 vs. Chicago
Peter Stastny, March 4, 1989 vs. Buffalo
Michel Goulet, Oct. 6, 1981 vs. Hartford
Real Cloutier, Oct. 18, 1979 at Colorado

MOST SHOTS-ON-GOAL, GAME, ROOKIE

9 Nathan MacKinnon, Nov. 12, 2013 at Carolina
Gabriel Landeskog, Feb. 19, 2012 at Winnipeg
Gabriel Landeskog, Feb. 4, 2012 vs. Vancouver

PENALTY MINUTES

MOST PENALTY MINUTES, CAREER

1562 Dale Hunter

MOST PENALTY MINUTES, SEASON

301 Gord Donnelly, 1987-88

MOST PENALTY MINUTES, SEASON, ROOKIE

226 Dale Hunter, 1980-81

MOST PENALTY MINUTES, GAME

47 Jim Cummins, Dec. 20, 2003 at Los Angeles

MOST PENALTY MINUTES, GAME, ROOKIE

34 Chris Simon, March 23, 1993 at Washington

MOST PENALTY MINUTES, PERIOD

42 Jim Cummins, Dec. 20, 2003 at Los Angeles

MOST 100-PIM SEASONS, CAREER

7 Steven Finn, Dale Hunter, Cody McLeod,
Randy Moller

SCORING STREAKS

LONGEST POINT STREAK

30 Mats Sundin, Oct. 8-Dec. 10, 1992 (21g/25a)

LONGEST POINT STREAK, ROOKIE

20 Paul Stastny, Feb. 3-March 17, 2007 (11g/18a)

LONGEST POINT STREAK, DEFENSEMAN

15 Steve Duchesne, Nov. 3-30, 1992

LONGEST POINT STREAK, ROOKIE DEFENSEMAN

9 Kevin Shattenkirk, Nov. 17-Dec. 4, 2010 (4g/9a)

LONGEST POINT STREAK, START OF A SEASON

30 Mats Sundin, Oct. 8-Dec. 10, 1992 (21g/25a)

LONGEST POINT STREAK, DEFENSEMAN, START OF A SEASON

9 John-Michael Liles, Oct. 7-26, 2010 (0g/11a)

LONGEST GOAL-SCORING STREAK

9 Michel Goulet, Dec. 14, 1983-Jan. 5, 1984 (10g)

LONGEST GOAL-SCORING STREAK, ROOKIE

5 Anton Stastny, Dec. 14-23, 1980

LONGEST ASSIST STREAK

12 Joe Sakic, Feb. 27-March 24, 1992 (15a)

LONGEST ASSIST STREAK, ROOKIE

9 Miroslav Frycer, Jan. 31-Feb. 19, 1982

LONGEST ASSIST STREAK, DEFENSEMAN

9 John-Michael Liles, Oct. 7-26, 2010 (11a)

FRANCHISE 30-GOAL SEASONS (listed chronologically)

PLAYER	SEASON	G	PLAYER	SEASON	G	PLAYER	SEASON	G
Real Cloutier	1979-80	42	Anton Stastny	1984-85	38	Mike Ricci	1993-94	30
Marc Tardif	1979-80	33	Peter Stastny	1984-85	32	Owen Nolan	1994-95	30
Jacques Richard	1980-81	52	Michel Goulet	1985-86	53	Joe Sakic	1995-96	51
Anton Stastny	1980-81	39	Peter Stastny	1985-86	41	Claude Lemieux	1995-96	39
Peter Stastny	1980-81	39	Anton Stastny	1985-86	31	Valeri Kamensky	1995-96	38
Michel Goulet	1980-81	32	Michel Goulet	1986-87	49	Peter Forsberg	1995-96	30
Peter Stastny	1981-82	46	Michel Goulet	1987-88	48	Adam Deadmarsh	1996-97	33
Michel Goulet	1981-82	42	Peter Stastny	1987-88	46	Joe Sakic	1998-99	41
Marc Tardif	1981-82	39	Walt Poddubny	1988-89	38	Peter Forsberg	1998-99	30
Real Cloutier	1981-82	37	Peter Stastny	1988-89	35	Milan Hejduk	1999-00	36
Marian Stastny	1981-82	35	Joe Sakic	1989-90	39	Joe Sakic	2000-01	54
Michel Goulet	1982-83	57	Joe Sakic	1990-91	48	Milan Hejduk	2000-01	41
Peter Stastny	1982-83	47	Owen Nolan	1991-92	42	Milan Hejduk	2002-03	50
Marian Stastny	1982-83	36	Mats Sundin	1991-92	33	Milan Hejduk	2003-04	35
Anton Stastny	1982-83	32	Joe Sakic	1992-93	48	Joe Sakic	2003-04	33
Michel Goulet	1983-84	56	Mats Sundin	1992-93	47	Joe Sakic	2005-06	32
Peter Stastny	1983-84	46	Owen Nolan	1992-93	36	Marek Svatos	2005-06	32
Wilf Paiement	1983-84	39	Scott Young	1992-93	30	Joe Sakic	2006-07	36
Michel Goulet	1984-85	55	Mats Sundin	1993-94	32	Milan Hejduk	2006-07	35

INDIVIDUAL FRANCHISE RECORDS

PLUS / MINUS

HIGHEST PLUS/MINUS RATING, CAREER

+210 Peter Forsberg

HIGHEST PLUS/MINUS RATING, SEASON

+62 Michel Goulet, 1983-84

HIGHEST PLUS/MINUS RATING, DEFENSEMAN, SEASON

+51 Mario Marois, 1983-84

HIGHEST PLUS/MINUS RATING, SEASON, ROOKIE

+32 Bruce Bell, 1984-85

APPEARANCES BY GOALTENDER

MOST GAMES, GOALTENDER, CAREER

478 Patrick Roy

MOST GAMES, GOALTENDER, SEASON

71 Craig Anderson, 2009-10

STARTS BY GOALTENDER

MOST GAMES STARTED, GOALTENDER, CAREER

471 Patrick Roy

MOST GAMES STARTED, GOALTENDER, SEASON

71 Craig Anderson, 2009-10

MOST GAMES STARTED, CONSECUTIVE, ONE SEASON

26 Ron Tugnutt, Nov. 21, 1990-Jan. 22, 1991

MINUTES

MOST MINUTES, GOALTENDER, CAREER

28317 Patrick Roy

MOST MINUTES, GOALTENDER, SEASON

4235 Craig Anderson, 2009-10

WINS BY GOALTENDER

MOST WINS, CAREER

262 Patrick Roy

MOST WINS, SEASON

41 Semyon Varlamov, 2013-14

MOST WINS, HOME, SEASON

24 Semyon Varlamov, 2013-14
Patrick Roy, 2000-01

MOST WINS, ROAD, SEASON

18 David Aebischer, 2003-04

MOST WINS, MONTH

10 Semyon Varlamov, January 2014
Craig Anderson, October 2009
Peter Budaj, March 2007
Dan Bouchard, February 1981

MOST WINS, CONSECUTIVE

11 Patrick Roy, Jan. 12 - Feb. 7, 1999

MOST LOSSES

MOST LOSSES, CAREER

140 Patrick Roy

MOST LOSSES, SEASON

29 Peter Budaj, 2008-09
Ron Tugnutt, 1990-91

GOALS-AGAINST AVERAGE

LOWEST GOALS-AGAINST AVERAGE, CAREER (MIN 50 GP)

2.27 Patrick Roy

LOWEST GOALS-AGAINST AVERAGE, SEASON (MIN 25 GP)

1.94 Patrick Roy, 2001-02

SAVE PERCENTAGE

HIGHEST SAVE PERCENTAGE, CAREER (MIN 50 GP)

.91827 Semyon Varlamov

HIGHEST SAVE PERCENTAGE, SEASON (MIN 25 GP)

.927 Semyon Varlamov, 2013-14

SHUTOUTS

MOST SHUTOUTS, CAREER

37 Patrick Roy

MOST SHUTOUTS, SEASON

9 Patrick Roy, 2001-02

MOST SHUTOUTS, HOME, SEASON

5 Craig Anderson, 2009-10
Patrick Roy, 2001-02

MOST SHUTOUTS, ROAD, SEASON

4 Semyon Varlamov, 2011-12
Patrick Roy, 2001-02

MOST SHUTOUTS, MONTH

4 Patrick Roy, November 2001

MOST SHUTOUTS, CONSECUTIVE

3 Patrick Roy, Nov. 14-18, 2001

LONGEST SCORELESS STREAK, ONE SEASON (MIN.)

192:39 Patrick Roy, Nov. 10-20, 2001

MOST SAVES

MOST SAVES, CAREER

11924 Patrick Roy

MOST SAVES, SEASON

2047 Craig Anderson, 2009-10

MOST SAVES, GAME

70 Ron Tugnutt, March 21, 1991 at Boston

MOST SAVES, HOME GAME

49 Semyon Varlamov, Oct. 28, 2014 vs. San Jose
Scott Gordon, Feb. 4, 1990 vs. Boston

MOST SAVES, ROAD GAME

70 Ron Tugnutt, March 21, 1991 at Boston

MOST SAVES IN A SHUTOUT

54 Semyon Varlamov, Jan. 6, 2015 at Chicago

MOST SAVES, PERIOD

25 Scott Gordon, Feb. 4, 1990 vs. Boston

SHOTS FACED

MOST SHOTS FACED, CAREER

12994 Patrick Roy

MOST SHOTS FACED, SEASON

2233 Craig Anderson, 2009-10

MOST SHOTS FACED, GAME

73 Ron Tugnutt, March 21, 1991 at Boston

MOST SHOTS FACED, PERIOD

26 Scott Gordon, Feb. 4, 1990 vs. Boston (1st)

GOALS ALLOWED

MOST GOALS ALLOWED, CAREER

1070 Patrick Roy

MOST GOALS ALLOWED, SEASON

230 Daniel Bouchard, 1981-82

MOST GOALS ALLOWED, GAME

12 Scott Gordon, Feb. 6, 1990 at Washington

ALL-TIME SPECIALTY TEAMS

POWER PLAY

YEAR	GM	ADV	PPG	PCT	RK	SHGA
1979-80	80	298	63	21.1	13th	9
1980-81	80	339	81	23.9	8th	10
1981-82	80	314	83	26.4	4th	9
1982-83	80	294	61	20.7	19th	6
1983-84	80	316	69	21.8	10th	10
1984-85	80	306	64	20.9	17th	12
1985-86	80	424	99	23.3	7th	20
1986-87	80	354	76	21.5	8th	12
1987-88	80	456	99	21.7	8th	17
1988-89	80	392	85	21.7	6th	13
1989-90	80	371	70	18.9	16th	15
1990-91	80	328	51	15.5	21st	11
1991-92	80	385	66	17.1	20th	14
1992-93	84	464	101	21.8	5th	16
1993-94	84	430	67	15.6	22nd	18
1994-95	48	186	45	24.2	3rd	3
1995-96	82	404	86	21.3	2nd	22
1996-97	82	403	83	20.6	3rd	12
1997-98	82	426	74	17.4	7th	12
1998-99	82	375	71	18.9	5th	12
1999-00	82	302	59	19.5	4th	7
2000-01	82	363	80	22.0	3rd	11
2001-02	82	344	62	18.0	5th	7
2002-03	82	363	68	18.7	6th	6
2003-04	82	363	74	20.4	3rd	14
2004-05	--	--	--	--	--	--
2005-06	82	473	89	18.8	9th	12
2006-07	82	374	79	21.1	4th	9
2007-08	82	335	49	14.6	28th	5
2008-09	82	318	50	15.7	T-25th	8
2009-10	82	310	56	18.1	15th	9
2010-11	82	265	49	18.5	11th	11
2011-12	82	223	41	18.4	T-9th	4
2012-13	48	140	21	15.0	24th	3
2013-14	82	252	50	19.8	T-5th	1
2014-15	82	247	37	15.0	29th	2

PENALTY KILL

YEAR	GM	TSH	PPGA	PCT	RK	SHGF
1979-80	80	266	71	73.3	20th	4
1980-81	80	335	79	76.4	12th	7
1981-82	80	331	71	78.5	7th	17
1982-83	80	348	92	73.6	16th	6
1983-84	80	361	70	80.6	5th	11
1984-85	80	306	66	78.4	10th	11
1985-86	80	379	71	81.3	2nd	11
1986-87	80	311	52	83.3	2nd	8
1987-88	80	410	96	76.6	19th	8
1988-89	80	385	82	78.7	13th	12
1989-90	80	382	98	74.3	21st	8
1990-91	80	368	98	73.4	21st	10
1991-92	80	421	87	79.3	16th	11
1992-93	84	438	85	80.6	15th	21
1993-94	84	426	87	79.6	22nd	10
1994-95	48	203	38	81.3	15th	9
1995-96	82	439	71	80.8	7th	21
1996-97	82	339	42	87.6	2nd	14
1997-98	82	409	53	87.1	3rd	8
1998-99	82	386	63	83.7	17th	7
1999-00	82	335	52	84.5	14th	3
2000-01	82	342	59	82.7	19th	11
2001-02	82	315	41	87.0	2nd	7
2002-03	82	359	63	82.5	21st	5
2003-04	82	357	58	83.8	16th	7
2004-05	--	--	--	--	--	--
2005-06	82	447	69	84.6	6th	11
2006-07	82	353	70	80.2	24th	7
2007-08	82	301	56	81.4	21st	2
2008-09	82	318	64	79.9	21st	4
2009-10	82	303	60	80.2	21st	8
2010-11	82	314	75	76.1	30th	8
2011-12	82	277	47	83.0	12th	5
2012-13	48	183	36	80.3	T-20th	3
2013-14	82	249	48	80.7	T-23rd	3
2014-15	82	241	37	84.6	5th	4

ALL-TIME SCORING LEADERS

	PLAYER	YEARS	GP	G	A	PTS	PIM	1ST FRANCHISE GOAL
1	Joe Sakic	20	1378	625	1016	1641	614	10/08/88 vs New Jersey
2	Peter Stastny	10	737	380	668	1048	687	10/26/80 vs Chicago
3	Michel Goulet	11	813	456	489	945	613	11/10/79 vs NY Rangers
4	Milan Hejduk	14	1020	375	430	805	316	10/10/98 vs Ottawa
5	Peter Forsberg	12	591	217	538	755	556	01/27/95 vs Buffalo
6	Anton Stastny	9	650	252	384	636	150	10/14/80 vs Colorado
7	Alex Tanguay	8	546	163	303	466	263	10/08/00 at Pittsburgh
8	Dale Hunter	8	535	142	322	464	1562	10/29/80 vs Vancouver
9	Paul Stastny	8	538	160	298	458	264	10/21/06 at Montreal
10	Valeri Kamensky	8	460	166	248	414	303	02/26/92 vs San Jose
11	Mats Sundin	4	324	135	199	334	317	10/04/90 vs Hartford
12	Matt Duchene	6	419	126	192	318	104	10/17/09 at Detroit
13	Alain Cote	10	696	103	190	293	383	01/20/80 vs Washington
14	Adam Deadmarsh	7	453	138	150	288	723	01/27/95 vs Buffalo
15	Real Cloutier	4	236	122	162	284	94	10/10/79 vs Atlanta
16	John-Michael Liles	7	523	68	207	275	218	10/16/03 at Minnesota
17	Adam Foote	17	967	56	203	259	1279	01/14/92 vs Calgary
18	Sandis Ozolinsh	5	333	72	181	253	271	11/01/95 vs Calgary
19	Scott Young	5	359	113	134	247	112	10/10/92 vs Ottawa
20	Ryan O'Reilly	6	427	90	156	246	64	10/15/09 at Montreal
21	Marc Tardif	4	272	116	128	244	154	10/18/79 vs Colorado
22	Marian Stastny	4	252	98	143	241	89	10/08/81 vs Boston
23	Paul Gillis	9	576	87	146	233	1351	03/20/83 vs Winnipeg
24	Mike Ricci	6	339	91	137	228	389	10/08/92 vs Buffalo
25	Owen Nolan	6	268	117	107	224	540	10/12/90 vs Buffalo
26	Wilf Paiement	5	280	102	121	223	619	03/09/82 vs Calgary
27	Chris Drury	4	314	85	137	222	189	10/18/98 vs Los Angeles
28	Claude Lemieux	5	297	106	106	212	381	10/11/95 vs Boston
29	Rob Blake	5	322	62	146	208	278	02/25/01 vs Atlanta
30	Andrew Brunette	3	246	70	135	205	98	10/19/05 vs Los Angeles
31	Mario Marois	8	403	38	162	200	778	10/14/81 vs Buffalo
32	Gabriel Landeskog	4	281	80	113	193	223	10/12/11 at Columbus
	Wojtek Wolski	5	302	73	120	193	81	10/10/05 vs Calgary
34	Jacques Richard	4	186	79	103	182	126	02/18/80 vs Minnesota
35	Jeff Brown	5	237	53	117	170	166	02/28/86 vs Buffalo
36	Mike Hough	7	363	68	97	165	461	12/04/86 vs Boston
37	Marek Svatos	6	316	96	68	164	207	04/02/04 at Columbus
38	Alexei Gusarov	11	565	38	121	159	301	02/07/91 vs Montreal
39	Brent Ashton	3	172	78	75	153	119	12/20/84 vs Detroit
40	Randy Moller	7	508	33	119	152	1002	10/11/80 vs Montreal
41	Andrei Kovalenko	4	210	68	79	147	150	10/17/92 vs St. Louis
42	Stephane Yelle	8	516	54	90	144	256	11/01/95 vs Calgary
43	Curtis Leschyshyn	9	522	34	107	141	431	12/06/88 vs Calgary
44	Normand Rochefort	8	480	32	104	136	452	12/30/80 vs NY Rangers
45	Robbie Florek	3	149	43	90	133	136	10/13/79 vs Montreal
46	Tony McKegney	4	203	69	63	132	124	10/18/83 vs Boston
47	Brett Clark	6	371	30	100	130	205	02/18/04 vs Edmonton
	Jean-Francois Sauve	4	192	41	89	130	47	12/06/83 vs Calgary
49	David Jones	6	272	70	56	126	84	03/11/08 at Atlanta
50	Claude Lapointe	6	256	40	73	113	299	01/08/91 vs Boston
	Martin Skoula	5	383	27	86	113	198	11/22/99 at Dallas
	Chris Stewart	3	166	52	61	113	165	12/09/08 vs Los Angeles
53	Ian Laperriere	4	307	40	72	112	552	10/19/05 vs Los Angeles
54	Martin Rucinsky	5	183	35	71	106	139	04/14/92 vs Buffalo
55	Tyson Barrie	4	186	27	77	104	56	02/18/13 vs Nashville
	Robert Picard	4	289	25	79	104	299	12/10/85 vs Buffalo
	Steven Reinprecht	3	165	40	64	104	38	03/08/01 at St. Louis
58	Cody McLeod	8	549	57	46	103	1169	12/27/07 vs Detroit
59	Tyler Arnason	3	223	31	71	102	56	10/14/06 vs Edmonton
	Steven Finn	10	605	29	73	102	1514	02/04/87 vs Montreal
	Erik Johnson	5	253	28	74	102	157	02/22/11 at St. Louis
62	Marc Fortier	5	196	42	59	101	124	03/08/88 vs Hartford
	Pierre Lacroix	4	218	18	83	101	179	11/14/79 vs Minnesota
	Nathan MacKinnon	2	146	38	63	101	60	10/12/13 at Washington
65	Ryan Smyth	2	132	40	56	96	112	10/07/07 vs San Jose
66	Rene Corbet	6	247	40	51	91	293	01/02/94 vs Dallas
	Craig Wolanin	7	364	24	67	91	398	11/10/90 vs Philadelphia
68	Dave Pichette	4	189	16	74	90	275	12/10/80 vs Boston
69	Jon Klemm	9	408	29	56	85	212	04/08/95 vs Ottawa
70	Greg de Vries	5	379	22	60	82	311	01/27/99 vs Anaheim
	Steve Duchesne	1	82	20	62	82	57	10/08/92 vs Buffalo
72	Jamie Hislop	2	130	38	42	80	21	10/28/79 vs Montreal
	Pat Price	5	255	8	72	80	497	03/29/83 vs Boston
74	Jamie McGinn	4	162	42	37	79	73	03/04/12 at Minnesota
75	Uwe Krupp	4	188	19	59	78	110	01/31/95 vs Philadelphia
	John Mitchell	3	190	32	46	78	86	01/19/13 at Minnesota
77	Gaetan Duchesne	2	150	32	44	76	139	10/24/87 vs Calgary
	Derek Morris	2	144	17	59	76	115	11/4/02 vs Vancouver
	PA Parenteau	2	103	32	44	76	68	01/22/13 vs Los Angeles
80	Mike Eagles	3	224	34	41	75	180	10/13/85 vs Winnipeg
	Brett McLean	2	160	24	51	75	87	10/10/05 vs Calgary
	Walt Poddubny	1	72	38	37	75	107	10/08/88 vs New Jersey

ALL-TIME SCORING LEADERS

	PLAYER	YEARS	GP	G	A	PTS	PIM	1ST FRANCHISE GOAL
83	Ray Bourque	2	94	15	58	73	54	03/10/00 at Edmonton
84	T.J. Galiardi	4	171	33	39	72	93	03/27/09 vs Vancouver
	Sylvain Lefebvre	5	351	11	61	72	192	02/23/95 vs Philadelphia
	Eric Messier	7	385	25	47	72	130	10/11/97 vs Phoenix
87	Shjon Podelin	4	239	34	37	71	160	03/30/99 vs Calgary
88	Eric Lacroix	3	170	34	63	67	112	10/04/96 vs St. Louis
	Ryan Wilson	6	230	7	30	67	157	11/17/09 at Calgary
90	Dan Hinote	6	353	27	38	65	254	03/04/00 vs Tampa Bay
91	Mike Keane	4	223	27	37	64	153	12/15/95 vs Hartford
92	Dale Hoganson	3	168	7	56	63	79	10/28/79 vs Montreal
	Aaron Miller	8	311	17	46	63	179	10/11/96 vs Chicago
	Andre Savard	2	95	29	34	63	46	10/13/83 vs Hartford
95	Guy Lafleur	2	98	24	38	62	6	10/05/89 vs Buffalo
	Louis Sleigher	5	111	30	32	62	81	10/21/82 vs Pittsburgh
97	Jeff Jackson	4	176	24	37	61	206	10/10/87 vs Boston
	Iiro Jarvi	2	116	18	43	61	58	10/09/88 vs Minnesota
99	Bryan Fogarty	3	111	16	44	60	71	11/30/89 vs Montreal
	Tony Hrkac	2	92	20	40	60	18	12/14/89 vs Calgary
	Radim Vrbata	2	118	29	31	60	30	11/21/01 at NY Islanders
102	Jan Hejda	4	286	13	46	59	134	11/10/11 vs NY Islanders
	Jarome Iginla	1	82	29	30	59	42	10/24/14 vs Vancouver
104	Richard Leduc	2	97	24	34	58	55	10/21/79 vs Chicago
	Wally Weir	5	272	19	39	58	535	11/04/79 vs Detroit
106	Alan Haworth	1	72	23	34	57	112	10/10/87 vs Boston
	Keith Jones	3	102	28	29	57	147	11/06/96 vs San Jose
	Jason Lafreniere	2	96	23	34	57	12	10/13/86 vs Vancouver
109	Chris Simon	4	146	24	32	56	555	03/20/93 vs New Jersey
110	Lane Lambert	2	89	20	35	55	139	03/07/87 vs Buffalo
111	Steve Konowalchuk	2	97	25	29	54	84	10/25/03 at Nashville
112	Scott Hannan	4	267	5	48	53	127	12/05/07 at Columbus
	Kyle Quincey	3	154	11	42	53	154	10/08/09 at Nashville
	Pierre Turgeon	2	79	20	33	53	42	10/08/05 at Dallas
115	Stephane Morin	3	84	15	37	52	46	11/11/90 vs Montreal
116	John Anderson	1	65	21	28	49	26	10/12/85 vs Toronto
	Patrice Brisebois	2	113	11	38	49	77	10/05/05 at Edmonton
118	Bo Berglund	2	87	20	28	48	26	10/04/83 vs NY Islanders
119	Michel Petit	2	82	16	31	47	262	10/19/89 vs Chicago
120	Bob Bassen	2	84	23	23	46	88	01/25/94 vs Philadelphia
	Mark Kumpel	3	129	19	27	46	59	12/29/84 vs Pittsburgh
	Ville Nieminen	3	104	24	22	46	68	11/18/00 at Los Angeles
	Risto Siltanen	3	79	12	34	46	38	03/14/86 vs Calgary
	Mikhail Tatarinov	2	94	13	33	46	100	10/10/91 vs Minnesota
125	Ben Guite	3	168	19	26	45	93	01/09/07 vs Detroit
	Greg Paslawski	1	80	28	17	45	18	10/05/91 vs Hartford
	David Shaw	5	167	7	38	45	158	10/13/85 vs Winnipeg
128	Andre Dupont	3	169	12	32	44	262	11/24/80 vs Los Angeles
	Daniel Winnik	2	143	16	28	44	77	10/12/10 at Detroit
130	Karlis Skrastins	4	275	9	33	42	141	11/02/03 at NY Rangers
131	Pierre Aubry	4	163	18	23	41	92	10/08/81 vs Boston
	Brandon Yip	3	113	23	18	41	84	12/22/09 vs Anaheim
133	Claude Loiselle	2	131	16	24	40	190	10/21/89 vs Minnesota
	Brad Richardson	3	136	19	21	40	48	01/28/06 vs Vancouver
	Maxime Talbot	2	133	12	28	40	70	12/06/13 at Calgary
	Darcy Tucker	2	134	18	22	40	114	10/18/08 at Dallas
137	Nick Holden	2	132	15	24	39	50	11/10/13 vs. Washington
138	Antti Laaksonen	2	122	19	19	38	56	10/05/05 at Edmonton
	Jordan Leopold	3	122	13	25	38	52	01/26/07 vs Phoenix
140	Bruce Bell	1	75	6	31	37	44	10/20/84 vs Toronto
	Iain Fraser	1	60	17	20	37	23	10/21/93 vs Chicago
	Miroslav Frycer	1	49	20	17	37	47	10/17/81 vs Toronto
	Garry Lariviere	2	127	5	32	37	106	11/18/79 vs Toronto
144	Paul Kariya	1	51	11	25	36	22	10/10/03 vs Chicago
	Peter Mueller	2	47	16	20	36	16	03/03/10 at Anaheim
146	Kyle Cumiskey	5	132	9	26	35	48	01/06/07 at Minnesota
	T.J. Hensick	3	99	11	24	35	16	12/01/07 at Los Angeles
	Kevin Porter	3	125	20	15	35	44	03/27/10 at Phoenix
149	Ruslan Salei	3	101	8	26	34	105	03/01/08 vs Los Angeles
150	Ken McRae	5	126	13	20	33	326	01/19/89 vs New Jersey
151	Tommy Albelin	2	74	5	27	32	74	10/08/87 vs Hartford
	Serge Bernier	2	78	10	22	32	49	10/18/79 vs Colorado
	Gino Cavallini	2	85	10	22	32	38	03/05/92 vs Hartford
	Shean Donovan	3	133	13	19	32	93	12/06/97 vs Vancouver
	Bob Fitchner	2	78	12	20	32	59	10/18/79 vs Colorado
	Scott Pearson	3	86	25	7	32	195	11/19/90 vs Montreal
	Teemu Selanne	1	78	16	16	32	32	10/16/03 at Minnesota
158	Brad Maxwell	1	50	7	24	31	119	01/31/85 vs Boston
159	Joe Cirella	2	95	6	24	30	126	10/17/89 vs Calgary
	Wendel Clark	1	37	12	18	30	45	01/27/95 vs Buffalo
	Cody McCormick	5	190	9	21	30	250	11/04/03 vs Minnesota

ALL-TIME SCORING LEADERS

	PLAYER	YEARS	GP	G	A	PTS	PIM	1ST FRANCHISE GOAL
162	Andre Benoit	1	79	7	21	28	26	11/21/13 at Phoenix
	Jaroslav Hlinka	1	63	8	20	28	16	10/23/07 at Edmonton
	Kerry Huffman	2	81	4	24	28	82	10/10/92 vs Ottawa
	Dave Reid	2	138	12	16	28	49	11/13/00 at Calgary
	Doug Small	1	46	10	18	28	47	11/02/91 vs San Jose
167	Terry Carkner	1	63	3	24	27	159	01/06/88 vs Chicago
	John Ogrudnick	1	32	11	16	27	4	01/18/87 vs Chicago
169	Gerry Hart	2	77	3	23	26	69	12/09/79 vs Los Angeles
	Kevin Shattenkirk	1	46	7	19	26	20	11/17/10 vs San Jose
171	Jeff Finger	2	94	9	15	24	51	03/01/07 at Chicago
	Theoren Fleury	1	15	10	14	24	18	03/01/99 vs Edmonton
	Nate Guenin	2	144	3	21	24	78	02/28/14 vs. Phoenix
	Shane O'Brien	2	104	3	21	24	165	11/26/11 vs Edmonton
	Herb Raglan	2	77	7	17	24	150	03/23/91 vs Hartford
	Blake Wesley	3	119	6	18	24	187	03/15/83 vs St. Louis
177	Chuck Kobasew	2	95	12	11	23	72	10/15/11 at Montreal
	Rick Lapointe	3	65	4	19	23	71	11/10/82 vs Hartford
	Basil McRae	3	75	14	9	23	277	12/15/81 vs NY Islanders
180	Gilbert Delorme	2	83	4	18	22	65	10/10/85 vs Chicago
	Gord Donnelly	6	213	10	12	22	668	02/23/86 vs Winnipeg
	Matt Hunwick	4	128	3	19	22	40	02/24/12 at Columbus
	Jari Kurri	1	70	5	17	22	12	10/03/97 vs Calgary
	Alain Lemieux	3	37	11	11	22	14	02/14/85 vs Philadelphia
	Kip Miller	2	49	9	13	22	19	02/10/91 vs Boston
	Mark Olver	3	74	10	12	22	39	03/17/11 at Calgary
	Ron Sutter	1	37	9	13	22	44	02/01/94 vs Hartford
188	Lucien Delbois	2	84	11	10	21	58	10/28/89 vs Edmonton
	Steve Downie	3	33	3	18	21	58	02/24/12 at Columbus
	Tomas Fleischmann	1	22	8	13	21	8	12/10/10 at Atlanta
	Darin Kimble	3	105	10	11	21	448	01/17/89 vs New Jersey
	Jay McClement	2	104	11	10	21	43	04/01/11 at Phoenix
	Troy Murray	1	63	7	14	21	22	10/27/95 vs Buffalo
	Ryan O'Byrne	3	172	2	19	21	182	10/20/11 vs Chicago
	Jeff Odgers	3	205	8	13	21	634	11/05/97 vs NY Rangers
196	Paul Baxter	1	61	7	13	20	145	10/24/79 vs Hartford
	Ken Quinney	3	59	7	13	20	23	10/22/86 vs Toronto
	Zach Redmond	1	59	5	15	20	24	11/08/14 at Philadelphia
199	Jamie Baker	3	71	9	10	19	40	11/25/90 vs Los Angeles
	Ken Klee	1	81	3	16	19	68	11/02/06 at St. Louis
	Bill Lindsay	2	67	6	13	19	30	02/11/92 vs Washington
	Brian Willsie	5	115	8	11	19	43	10/23/01 vs Carolina
203	Philippe Dupuis	3	86	6	12	18	46	11/06/10 vs Dallas
	Stefan Elliott	4	63	6	12	18	12	11/26/11 vs Edmonton
	David Karpas	4	79	5	13	18	175	10/09/93 vs Boston
	Dean McAmmond	1	41	10	8	18	10	12/06/02 vs Montreal
	Pierre Plante	1	69	4	14	18	68	10/28/79 vs Montreal
	Brian Rolston	1	50	8	10	18	12	11/19/99 vs NY Islanders
	Kurt Sauer	4	153	2	16	18	108	10/12/05 vs Nashville
	Mark Vermette	4	67	5	13	18	33	03/17/90 vs Philadelphia
211	Andre Dore	1	25	1	16	17	25	02/21/84 vs Montreal
	Steve Patrick	1	27	4	13	17	17	02/18/86 vs Los Angeles
	Patrick Roy (G)	8	478	0	17	17	152	---
	Randy Velischek	2	117	4	13	17	64	12/18/90 vs Montreal
215	Patrick Bordeleau	3	129	8	8	16	85	04/11/13 at Los Angeles
	Jean Hamel	2	91	3	13	16	70	10/08/81 vs Boston
	Matt Hendricks	2	60	9	7	16	87	10/10/09 at Chicago
	Brad Larsen	5	92	4	12	16	60	03/28/02 at San Jose
	Scott Parker	6	237	5	11	16	538	11/16/00 at Phoenix
	Everett Sanipass	2	38	8	8	16	49	03/10/90 vs New Jersey
	Reggie Thomas	1	39	9	7	16	6	12/15/79 vs Detroit
222	Dan Lambert	2	29	6	9	15	22	11/21/91 vs Montreal
	Mike McKee	1	48	3	12	15	41	11/25/93 vs Los Angeles
224	Curt Brackenbury	1	63	6	8	14	55	11/22/79 vs Boston
	Marc-Andre Cliche	2	150	3	11	14	34	02/01/14 vs. Buffalo
	Chris Lindberg	1	37	6	8	14	12	10/10/93 vs Pittsburgh
	Blair Stewart	1	30	8	6	14	15	12/06/79 vs St. Louis
	Pascal Trepanier	2	89	4	10	14	77	11/03/01 at Toronto
229	Shawn Anderson	1	31	3	10	13	21	12/31/90 vs NY Islanders
	Serge Aubin	3	82	6	7	13	70	04/07/00 at Calgary
	Chris Dingman	3	110	9	4	13	247	11/5/99 vs NY Rangers
	Riku Hahl	3	92	5	8	13	38	04/01/02 vs Nashville
	Vaclav Nedorost	2	67	6	7	13	22	10/03/01 at Pittsburgh
	Brad Stuart	1	65	3	10	13	16	01/08/15 vs Ottawa
235	Daniel Briere	1	57	8	4	12	18	10/13/14 at Boston
	Daniel Bouchard (G)	5	225	0	12	12	69	---
	Garth Butcher	1	34	3	9	12	67	10/26/93 at Chicago
	Dennis Everberg	1	55	3	9	12	10	11/02/14 vs Anaheim
	Martin Gelinas	1	31	6	6	12	8	10/06/93 vs Ottawa
	David Latta	4	36	4	8	12	4	10/14/88 vs Buffalo
	Mike McNeill	2	40	3	9	12	12	03/23/91 vs Hartford
	Steve Moore	3	69	5	7	12	41	12/31/03 at Calgary
	Andrei Nikolishin	1	49	5	7	12	24	10/16/03 at Minnesota

ALL-TIME SCORING LEADERS

	PLAYER	YEARS	GP	G	A	PTS	PIM	1ST FRANCHISE GOAL
	Mark Rycroft	1	66	6	6	12	31	11/01/06 at Columbus
	Trevor Stienburg	4	71	8	4	12	166	04/02/86 vs New Jersey
	Ossi Vaananen	3	139	2	10	12	127	11/17/06 at Columbus
247	Wayne Babych	1	15	6	5	11	18	10/30/85 vs Hartford
	Brian Lawton	1	14	5	6	11	10	12/09/89 vs Philadelphia
	David Van Der Gulik	4	42	2	9	11	10	11/04/10 vs. Vancouver
250	Greg Mauldin	1	29	5	5	10	8	11/12/10 at Columbus
	Warren Rychel	3	88	6	4	10	233	12/01/95 vs NY Rangers
	Cory Sarich	1	54	1	9	10	38	10/08/13 at Toronto
	Tommy Sjodin	1	22	1	9	10	18	03/05/94 vs Toronto
254	Peter Andersson	1	12	1	8	9	4	03/29/86 vs Los Angeles
	Matthew Barnaby	1	13	4	5	9	37	03/12/04 at Phoenix
	Aaron Broten	1	20	5	4	9	6	10/07/90 vs Boston
	Ron Chipperfield	2	16	4	5	9	10	03/23/80 vs Vancouver
	Stephane Fiset (G)	6	188	0	9	9	20	---
	Paul MacDermid	2	58	5	4	9	57	01/12/94 vs Vancouver
	Brad Malone	3	54	4	5	9	39	04/08/13 vs Calgary
	Greg Malone	2	33	3	6	9	18	02/02/86 vs Hartford
	Jimmy Mann	3	82	1	8	9	244	02/18/84 vs Minnesota
	Josef Marha	3	19	2	7	9	4	10/07/97 vs Boston
	Brad May	2	64	3	6	9	90	10/22/05 at Vancouver
	Aaron Palushaj	1	25	2	7	9	8	02/14/13 at Minnesota
	Jeff Shantz	1	74	3	6	9	35	10/27/02 vs Minnesota
	Wayne Van Dorp	2	28	4	5	9	139	11/21/90 vs Hartford
	John Wensink	1	53	6	3	9	124	12/14/80 vs Edmonton
269	Richard David	3	31	4	4	8	10	04/04/82 vs Buffalo
	Bill Derlago	1	18	3	5	8	6	01/18/87 vs Chicago
	Chris Dumo	2	43	4	4	8	47	12/26/09 vs. Dallas
	Mario Gosselin (G)	6	192	0	8	8	40	---
	Tim Hunter	1	48	5	3	8	94	10/22/92 vs Minnesota
	John Smrke	1	30	3	5	8	2	11/04/79 vs Detroit
	Gaston Therrien	3	22	0	8	8	12	---
	John Van Boxmeer	1	18	5	3	8	12	10/08/83 vs Buffalo
277	Bates Battaglia	2	17	1	6	7	14	03/20/03 vs San Jose
	Bob Boughner	2	52	1	6	7	62	01/03/06 vs Nashville
	Travis Bringley	1	36	3	4	7	10	11/02/03 at NY Rangers
	Peter Budaj (G)	6	242	0	7	7	12	---
	Jean-Marc Gaulin	5	26	4	3	7	8	11/13/84 vs Los Angeles
	John Paddock	1	32	2	5	7	25	11/11/80 vs Boston
	Reggie Savage	1	17	3	4	7	16	10/18/93 vs Montreal
	Brent Severyn	2	101	1	6	7	235	01/21/97 vs Tampa Bay
	Ryan Stoa	2	37	4	3	7	20	04/09/10 vs. Chicago
	Tim Tookey	1	12	1	6	7	4	01/22/83 vs Pittsburgh
	Tony Twist	4	151	0	7	7	433	---
	Brad Werenka	1	11	0	7	7	8	---
289	Jonas Holos	1	39	0	6	6	10	---
	Daniel Poudrier	3	25	1	5	6	10	02/28/86 vs Buffalo
	John Tonelli	1	19	2	4	6	14	03/05/92 vs Hartford
	Greg Zanon	1	44	0	6	6	28	---
293	David Aebischer (G)	5	174	0	5	5	28	---
	Kim Clackson	1	61	0	5	5	204	---
	Roland Cloutier	1	14	2	3	5	0	12/06/79 vs St. Louis
	Daniel Dore	2	17	2	3	5	59	10/12/89 vs Philadelphia
	Mario Doyon	2	21	2	3	5	10	03/07/90 vs Winnipeg
	Luc Dufour	1	30	2	3	5	27	11/14/84 vs St. Louis
	Jari Gronstrand	2	32	1	4	5	16	01/12/89 vs Philadelphia
	Joakim Lindstrom	1	16	2	3	5	0	10/13/11 at Ottawa
	Clint Malarchuk (G)	5	140	0	5	5	67	---
	Christian Matte	4	22	2	3	5	10	12/29/96 vs Dallas
	Max Middenforf	3	10	1	4	5	4	12/17/86 vs Edmonton
	Dwayne Norris	2	17	2	3	5	6	03/07/94 vs New Jersey
	Semyon Varlamov (G)	4	208	0	5	5	8	---
306	Greg C. Adams	1	7	1	3	4	17	10/08/89 vs Hartford
	Craig Anderson (G)	2	104	0	4	4	20	---
	Rick Berry	2	76	0	4	4	98	---
	Todd Gill	1	36	0	4	4	25	---
	Darby Hendrickson	1	20	1	3	4	6	03/08/04 at Vancouver
	Bill Huard	1	7	2	2	4	13	04/08/95 vs Ottawa
	Janne Laukkanen	2	14	1	3	4	4	12/09/95 vs Ottawa
	Bryan Muir	3	62	1	3	4	32	03/30/02 at Phoenix
	Yves Sarault	2	30	3	1	4	6	01/15/97 vs Tampa Bay
	Daniel Tjarnqvist	1	37	2	2	4	8	11/26/08 vs St. Louis
	Ron Tugnutt (G)	5	153	0	4	4	4	---
	Landon Wilson	2	16	2	2	4	29	11/29/95 vs New Jersey
	Peter Worrell	1	49	3	1	4	179	12/31/03 at Calgary
319	Dave Andreychuk	1	14	1	2	3	2	04/05/00 at Edmonton
	Jim Cummins	1	55	1	2	3	147	10/28/03 vs Calgary
	Bobby Dallas	2	25	0	3	3	18	---
	Jim Dowd	1	18	2	1	3	2	03/25/06 at St. Louis
	Anders Eldebrink	1	12	1	2	3	8	02/06/83 vs Washington
	Tom Fitzgerald	1	11	2	1	3	22	03/28/98 vs Anaheim
	Jere Gillis	1	12	2	1	3	0	01/09/82 vs Boston

ALL-TIME SCORING LEADERS

	PLAYER	YEARS	GP	G	A	PTS	PIM	1ST FRANCHISE GOAL
	Chris Gratton	1	13	2	1	3	18	03/16/04 at Montreal
	Barry Legge	1	31	0	3	3	18	---
	Francois Leroux	1	50	1	2	3	140	01/08/98 vs Vancouver
	Peter Loob	1	8	1	2	3	0	10/20/84 vs Toronto
	Bryan Marchment	1	14	0	3	3	33	---
	Nolan Pratt	1	46	1	2	3	40	03/06/01 at Atlanta
	Jean-Marc Richard	2	5	2	1	3	2	02/02/88 vs Buffalo
	Cam Russell	1	35	1	2	3	84	12/08/98 vs NY Islanders
	John Slaney	1	7	0	3	3	4	---
	Wyatt Smith	1	25	0	3	3	8	---
	Greg Smyth	4	53	0	3	3	265	---
	Jose Theodore (G)	3	91	0	3	3	8	---
338	Wade Belak	3	35	1	1	2	109	10/22/97 vs Washington
	Craig Billington (G)	3	67	0	2	2	6	---
	Paul Brousseau	1	8	1	1	2	2	01/10/96 vs Florida
	Marc Denis (G)	3	28	0	2	2	6	---
	Kelly Fairchild	1	10	2	0	2	2	01/09/02 vs Chicago
	Ron Hextall (G)	1	54	0	2	2	56	---
	Joey Hishon	1	13	1	1	2	0	04/07/15 vs Nashville
	Dean Hopkins	1	5	0	2	2	4	---
	Terry Johnson	4	25	0	2	2	55	---
	David Koci	2	78	2	0	2	164	10/28/09 at Calgary
	John Kordic	1	19	0	2	2	115	---
	Jordan Krestanovich	2	22	0	2	2	6	---
	Stu Kulak	1	14	1	1	2	28	11/14/87 vs Los Angeles
	Ron Low (G)	1	15	0	2	2	0	---
	Justin Mercier	1	9	1	1	2	0	02/04/10 at Nashville
	Lee Norwood	2	13	1	1	2	11	10/12/80 vs Vancouver
	Borna Rendulic	1	11	1	1	2	6	12/31/14 vs Philadelphia
	Jaroslav Sevcik	1	13	0	2	2	2	---
	Doug Shedden	1	16	0	2	2	8	---
	Charlie Stephens	2	8	0	2	2	4	---
	Paul Stewart	1	21	2	0	2	74	03/23/80 vs Vancouver
	Daniel Vinchelette	2	27	0	2	2	63	---
	Tomas Vincour	2	9	0	2	2	4	---
	Richard Zemplak	1	20	0	2	2	47	---
362	Andrew Agozzino	1	1	0	1	1	0	---
	Niklas Andersson	1	3	0	1	1	2	---
	Gilles Bilodeau	1	9	0	1	1	25	---
	Paul Carey	2	22	0	1	1	0	---
	Ted Crowley	1	7	0	1	1	2	---
	Jeff Daw	1	1	0	1	1	0	---
	Michel Dion (G)	2	62	0	1	1	8	---
	Leonard Esau	1	4	0	1	1	2	---
	John Garrett (G)	2	29	0	1	1	2	---
	Cameron Gaunce	1	11	1	0	1	16	02/16/11 vs. Pittsburgh
	Freddie Hamilton	1	17	1	0	1	0	03/19/15 at Arizona
	Dave Hannan	1	4	1	0	1	2	04/11/96 vs St. Louis
	Pat Hickey	1	7	0	1	1	4	---
	Claude Julien	3	14	0	1	1	25	---
	David Liffiton	1	4	1	0	1	17	10/30/10 vs. Columbus
	Vitaly Kolesnik (G)	1	8	0	1	1	2	---
	Ray Macias	1	6	0	1	1	0	---
	Bob Mason (G)	1	22	0	1	1	2	---
	Chris McAllister	2	48	0	1	1	88	---
	Anders Myrvald	1	4	0	1	1	6	---
	Tom Preissing	1	4	0	1	1	0	---
	Michel Plasse (G)	2	41	0	1	1	0	---
	Bernie Saunders	2	10	0	1	1	8	---
	Michael Sgarbossa	2	9	0	1	1	14	---
	D.J. Smith	1	34	1	0	1	55	01/23/03 vs Columbus
	Dennis Sobchuk	1	2	1	0	1	2	03/20/83 vs Winnipeg
	Greg Tebbutt	1	2	0	1	1	4	---
	Ed Ward	1	7	1	0	1	5	11/02/93 vs Tampa Bay
390	Sami Aittokallio (G)	2	0	0	0	0	0	---
	Yuri Babenko	1	3	0	0	0	0	---
	Joel Baillargeon	1	5	0	0	0	4	---
	Don Barber	1	2	0	0	0	0	---
	Shawn Belle	1	4	0	0	0	2	---
	Reto Berra (G)	2	21	0	0	0	0	---
	Michel Bolduc	2	10	0	0	0	6	---
	Dennis Bonvie	1	1	0	0	0	0	---
	Johnny Boychuk	1	4	0	0	0	0	---
	Richard Brennan	1	2	0	0	0	0	---
	Evan Brophey	1	3	0	0	0	0	---
	Steve Brule	1	2	0	0	0	0	---
	Mario Brunetta (G)	3	40	0	0	0	16	---
	Jeff Buchanan	1	6	0	0	0	6	---
	Jordan Caron	1	19	0	0	0	2	---
	Stephane Charbonneau	1	2	0	0	0	0	---
	Colby Cohen	1	3	0	0	0	4	---

ALL-TIME SCORING LEADERS

PLAYER	YEARS	GP	G	A	PTS	PIM	1ST FRANCHISE GOAL
Mike Connolly	1	2	0	0	0	2	---
Jacques Cloutier (G)	4	58	0	0	0	12	---
Alain Cote	1	6	0	0	0	4	---
Jim Dobson	1	1	0	0	0	0	---
Brian Elliott (G)	1	12	0	0	0	0	---
David Farrish	1	4	0	0	0	0	---
Brian Ford (G)	1	3	0	0	0	0	---
Mike Gaul	1	1	0	0	0	0	---
J.S. Giguere (G)	3	72	0	0	0	10	---
Scott Gordon (G)	2	23	0	0	0	0	---
Ron Grahame (G)	1	8	0	0	0	2	---
Wayne Groulx	1	1	0	0	0	0	---
Stephane Guerard	2	34	0	0	0	40	---
Roger Hagglund	1	3	0	0	0	0	---
Darren Haydar	1	1	0	0	0	0	---
Paul Healey	1	2	0	0	0	14	---
Sami Helenius	1	33	0	0	0	46	---
Yves Heroux	1	1	0	0	0	0	---
Goran Hogosta (G)	1	21	0	0	0	0	---
Mike Hurlbut	1	1	0	0	0	0	---
Kevin Kaminski	2	6	0	0	0	45	---
Darius Kasparaitis	1	11	0	0	0	19	---
Mikhail Kuleshov	1	3	0	0	0	0	---
Francois Lacombe	1	3	0	0	0	2	---
Per Ledin	1	3	0	0	0	2	---
Ed Lee	1	2	0	0	0	5	---
Aaron MacKenzie	1	5	0	0	0	0	---
Jacques Mailhot	1	5	0	0	0	33	---
Bruce Major	1	4	0	0	0	0	---
David Marcynystyn	1	5	0	0	0	26	---
Terry Martin	1	3	0	0	0	0	---
Greg Millen (G)	1	18	0	0	0	0	---
Sergei Mylnikov (G)	1	10	0	0	0	0	---
Mike Natyshak	1	4	0	0	0	0	---
Lawrence Nycholat	1	5	0	0	0	0	---
Wes O'Neill	2	5	0	0	0	6	---
Jaroslav Obsut	1	3	0	0	0	0	---
George Parros	2	0	0	0	0	0	---
Jeff Paul	1	2	0	0	0	7	---
Derek Peltier	2	14	0	0	0	2	---
Calvin Pickard (G)	1	16	0	0	0	0	---
Joel Pripic	1	3	0	0	0	2	---
Serge Roberge	1	9	0	0	0	24	---
Andrew Raycroft (G)	1	31	0	0	0	2	---
Jean-Marc Routhier	1	8	0	0	0	9	---
Andy Rymsha	1	6	0	0	0	23	---
Tommy Salo (G)	1	5	0	0	0	0	---
Philippe Sauve (G)	1	17	0	0	0	2	---
Paxton Schulte	1	1	0	0	0	2	---
Richard Sevigny (G)	4	35	0	0	0	30	---
Scott Shaunessy	2	7	0	0	0	23	---
Rob Shearer	1	2	0	0	0	0	---
Duncan Siemens	1	1	0	0	0	0	---
Colin Smith	1	1	0	0	0	0	---
Dan Smith	2	15	0	0	0	9	---
Garth Snow (G)	2	7	0	0	0	2	---
John C. Stewart	1	2	0	0	0	0	---
Karl Stollery	2	7	0	0	0	4	---
Ben Street	3	0	0	0	0	0	---
Rick Tabaracci (G)	1	2	0	0	0	0	---
Christian Tanguay	1	2	0	0	0	0	---
John Tanner (G)	3	21	0	0	0	6	---
Jocelyn Thibault (G)	3	57	0	0	0	2	---
Yvon Vautour	1	5	0	0	0	2	---
Mike Vernace	1	12	0	0	0	8	---
Tyler Weiman (G)	1	1	0	0	0	0	---
Brian White	1	2	0	0	0	0	---

473

ALL-TIME GOALTENDERS

NAME	GP	MIN	GA	SO	EN	GAA	SV %	W-L-T
David Aebischer	174	9992	391	13	18	2.35	.915	89-58-14
Sami Aittokallio	2	89	5	0	0	3.37	.884	0-1-0
Craig Anderson	104	6045	285	7	11	2.83	.911	51-40-10
Reto Berra	21	820	40	1	3	2.93	.908	5-5-2
Craig Billington	67	3448	150	2	5	2.61	.910	30-23-7
Daniel Bouchard	225	13370	800	5	7	3.59	.877	107-79-36
Mario Brunetta	40	1967	128	0	3	3.90	.868	12-17-1
Peter Budaj	242	13313	627	9	32	2.83	.901	101-91-27
Jacques Cloutier	58	2803	183	0	3	3.92	.881	12-26-7
Marc Denis	28	1480	63	3	3	2.55	.916	10-10-4
Michel Dion	62	3461	232	2	7	4.02	---	15-33-9
Brian Elliott	12	690	44	0	1	3.83	.891	2-8-1
Stephane Fiset	188	10384	575	6	16	3.32	.892	84-67-22
Brian Ford	3	123	13	0	0	6.34	.814	1-1-0
John Garrett	29	1673	126	0	4	4.52	.868	10-13-5
J.S. Giguere	72	3940	165	4	9	2.51	.914	31-21-8
Scott Gordon	23	1082	101	0	3	5.60	.828	2-16-0
Mario Gosselin	192	10525	644	6	9	3.67	.870	79-83-12
Ron Grahame	8	439	40	0	1	5.47	---	1-5-1
Ron Hextall	54	2988	172	0	3	3.45	.888	29-16-5
Goran Hogosta	21	1199	83	1	3	4.15	---	5-12-3
Vitaly Kolesnik	8	370	20	0	0	3.24	.888	3-3-0
Ron Low	15	828	51	0	1	3.70	---	5-7-2
Clint Malarchuk	140	7984	482	5	1	3.62	.881	62-53-18
Bob Mason	22	1168	92	0	1	4.73	.852	5-14-1
Greg Millen	18	1080	95	0	3	5.28	.849	3-14-1
Sergei Mylnikov	10	568	47	0	1	4.96	.855	1-7-2
Calvin Pickard	16	895	35	0	4	2.35	.932	6-7-3
Michel Plasse	41	2321	153	0	3	3.96	---	12-17-10
Andrew Raycroft	31	1722	90	0	4	3.14	.892	12-16-0
Patrick Roy	478	28317	1070	37	34	2.27	.918	262-140-65
Tommy Salo	5	304	12	0	0	2.37	.912	1-3-1
Philippe Sauve	17	986	50	0	2	3.04	.896	7-7-3
Richard Savigny	35	1716	106	1	0	3.71	.866	13-13-3
Garth Snow	7	398	27	0	0	4.07	.858	4-3-0
Rick Tabaracci	2	60	2	0	0	2.00	.889	1-0-0
John Tanner	21	1084	65	1	1	3.60	.883	2-11-5
Jose Theodore	91	5072	233	3	10	2.76	.902	42-39-5
Jocelyn Thibault	57	2960	146	1	3	2.96	.897	23-19-7
Ron Tugnutt	153	8356	568	1	13	4.08	.875	35-83-19
Semyon Varlamov	208	12048	521	14	25	2.59	.918	106-79-20
Tyler Weiman	1	16	0	0	0	0.00	1.000	0-0-0

OVERTIME RESULTS

1983-84 (0-5-10)

Date, Opponent	Result	OT Goal
Oct. 13, 1983 at Hartford	T, 4-4	-
Oct. 29, 1983 at Detroit	L, 3-4	Manno 0:21
Nov. 5, 1983 vs. NY Rangers	T, 4-4	-
Nov. 19, 1983 vs. Hartford	T, 4-4	-
Nov. 20, 1983 at NY Rangers	L, 5-6	Andersson 0:08
Jan. 14, 1984 vs. Philadelphia	T, 3-3	-
Jan. 21, 1984 vs. Chicago	T, 4-4	-
Jan. 29, 1984 at Hartford	T, 5-5	-
Feb. 25, 1984 vs. St. Louis	T, 3-3	-
March 4, 1984 at Buffalo	T, 1-1	-
March 11, 1984 at Winnipeg	L, 5-6	Hawerchuk 0:42
March 13, 1984 vs. Edmonton	L, 5-6	Coffey 4:35
March 18, 1984 at Minnesota	T, 5-5	-
March 24, 1984 vs. Hartford	L, 2-3	Currie 0:46
March 25, 1984 at Hartford	T, 6-6	-

1984-85 (3-2-9)

Date, Opponent	Result	OT Goal
Oct. 26, 1984 vs. Toronto	T, 2-2	-
Nov. 13, 1984 vs. Los Angeles	L, 4-5	Nicholls 2:57
Nov. 20, 1984 vs. Chicago	W, 3-2	Goulet 1:17
Nov. 25, 1984 at NY Rangers	W, 3-2	Hunter 3:36
Dec. 3, 1984 vs. Boston	T, 3-3	-
Dec. 6, 1984 at Philadelphia	T, 1-1	-
Dec. 9, 1984 at Buffalo	T, 4-4	-
Dec. 13, 1984 at Boston	T, 5-5	-
Dec. 23, 1984 at Chicago	W, 3-2	Gillis, 3:33
Jan. 31, 1984 at Montreal	T, 4-4	-
Jan. 22, 1985 vs. Toronto	T, 2-2	-
Feb. 9, 1985 vs. New Jersey	T, 2-2	-
March 9, 1985 at Calgary	T, 2-2	-
March 15, 1985 vs. Winnipeg	L, 2-3	MacLean 4:41

1985-86 (4-1-6)

Date, Opponent	Result	OT Goal
Oct. 26, 1985 at Pittsburgh	T, 4-4	-
Dec. 12, 1985 at Boston	T, 1-1	-
Dec. 19, 1985 vs. Montreal	W, 5-4	Gillis 4:57
Jan. 20, 1986 vs. Montreal	W, 3-2	Ashton 3:59
Jan. 27, 1986 vs. NY Rangers	T, 6-6	-
Feb. 1, 1986 vs. Philadelphia	T, 2-2	-
Feb. 9, 1986 at Boston	W, 4-3	P. Stastny 4:49
Feb. 20, 1986 at New Jersey	L, 3-4	Preston 4:56
March 6, 1986 at Boston	W, 5-4	Eagles 3:28
Mar. 11, 1986 vs. Vancouver	T, 1-1	-
Apr. 5, 1986 vs. Boston	T, 2-2	-

1986-87 (0-4-10)

Date, Opponent	Result	OT Goal
Oct. 11, 1986 vs. Minnesota	T, 4-4	-
Oct. 21, 1986 vs. Washington	T, 4-4	-
Nov. 1, 1986 at Hartford	T, 2-2	-
Nov. 2, 1986 vs. Hartford	T, 3-3	-
Nov. 18, 1986 vs. NY Islanders	L, 3-4	Bossy 4:45
Dec. 21, 1986 at Winnipeg	T, 4-4	-
Dec. 27, 1986 vs. New Jersey	T, 2-2	-
Jan. 8, 1987 at New Jersey	T, 4-4	-
Jan. 24, 1987 vs. NY Islanders	L, 1-2	Haapaa 2:28
Feb. 17, 1987 vs. Winnipeg	T, 3-3	-
Feb. 21, 1987 at St. Louis	L, 3-4	Paslawski 1:23
Mar. 7, 1987 vs. Buffalo	T, 5-5	-
Mar. 21, 1987 vs. Philadelphia	T, 2-2	-
March 26, 1987 at Philadelphia	L, 2-3	Poulin 3:22

1987-88 (2-2-5)

Date, Opponent	Result	OT Goal
Oct. 10, 1987 vs. Boston	W, 6-5	Moller 2:56
Oct. 16, 1987 at Buffalo	T, 2-2	-
Oct. 31, 1987 vs. Pittsburgh	L, 4-5	Simpson 4:05
Nov. 23, 1987 vs. Montreal	W, 4-3	A. Stastny 1:44
Dec. 11, 1987 at Winnipeg	T, 3-3	-
Jan. 19, 1988 vs. Edmonton	T, 4-4	-
Feb. 7, 1988 vs. Chicago	T, 5-5	-
March 19, 1988 vs. Calgary	L, 4-5	Lobd 2:43
March 31, 1988 at Philadelphia	T, 4-4	-

1988-89 (2-1-7)

Date, Opponent	Result	OT Goal
Oct. 29, 1988 vs. NY Islanders	W, 3-2	Albelin 2:33
Nov. 13, 1988 at Chicago	T, 5-5	-
Nov. 15, 1988 vs. Boston	T, 5-5	-
Dec. 17, 1988 at Boston	T, 2-2	-
Dec. 28, 1988 vs. Hartford	T, 4-4	-
Jan. 10, 1989 vs. Washington	T, 4-4	-
Jan. 14, 1989 vs. Buffalo	T, 1-1	-
Jan. 28, 1989 at Hartford	W, 3-2	Forlier 0:32
March 16, 1989 at Boston	T, 2-2	-
March 30, 1989 at St. Louis	L, 3-4	Paslawski 1:39

1989-90 (0-1-7)

Date, Opponent	Result	OT Goal
Oct. 17, 1989 vs. Calgary	T, 8-8	-
Nov. 21, 1989 vs. Calgary	T, 4-4	-
Dec. 5, 1989 vs. Boston	T, 3-3	-
Dec. 8, 1989 vs. Philadelphia	T, 6-6	-
Dec. 17, 1989 at Vancouver	T, 2-2	-
Dec. 16, 1989 vs. Hartford	T, 3-3	-
March 3, 1990 vs. Buffalo	T, 3-3	-
March 24, 1990 vs. Toronto	L, 3-4	Osborne 0:49

1990-91 (1-3-14)

Date, Opponent	Result	OT Goal
Oct. 4, 1990 at Hartford	T, 3-3	-
Oct. 13, 1990 vs. Buffalo	T, 4-4	-
Oct. 16, 1990 vs. Hartford	T, 1-1	-
Nov. 11, 1990 at Montreal	L, 4-5	Lefebvre 4:07
Nov. 21, 1990 at Hartford	T, 4-4	-
Nov. 25, 1990 vs. Los Angeles	T, 4-4	-
Dec. 2, 1990 vs. Calgary	T, 5-5	-
Dec. 10, 1990 at Vancouver	W, 3-2	Saik 4:05
Dec. 19, 1990 at Montreal	T, 1-1	-
Jan. 12, 1991 vs. St. Louis	T, 4-4	-
Jan. 22, 1991 vs. Toronto	T, 4-4	-
Feb. 12, 1991 vs. Buffalo	T, 4-4	-
Feb. 14, 1991 at Chicago	L, 1-2	Roenick 1:26
Feb. 18, 1991 at Vancouver	T, 3-3	-
March 2, 1991 vs. Hartford	T, 3-3	-
March 19, 1991 vs. Edmonton	L, 6-7	Messier 4:34
March 21, 1991 at Boston	T, 3-3	-
March 28, 1991 at Buffalo	T, 4-4	-

1991-92 (0-5-12)

Date, Opponent	Result	OT Goal
Oct. 13, 1991 vs. NY Islanders	T, 1-1	-
Oct. 23, 1991 at Montreal	L, 2-3	Svoboda 3:22
Nov. 27, 1991 at Buffalo	T, 4-4	-
Dec. 5, 1991 at Boston	T, 2-2	-
Dec. 19, 1991 at Calgary	T, 5-5	-
Dec. 22, 1991 at Vancouver	T, 6-6	-
Jan. 31, 1992 at Winnipeg	T, 4-4	-
Feb. 15, 1992 at Montreal	T, 4-4	-
Feb. 20, 1992 at Pittsburgh	T, 4-4	-
Feb. 23, 1992 at Montreal	T, 3-3	-
March 3, 1992 vs. Buffalo	T, 4-4	-
March 7, 1992 vs. Detroit	T, 4-4	-
March 14, 1992 vs. Boston	L, 4-5	Carpenter 1:27
March 17, 1992 at Toronto	L, 3-4	Anderson 2:08
March 26, 1992 vs. Chicago	L, 4-5	Goulet 4:25
March 31, 1992 vs. Boston	L, 4-5	Hughes 4:24
April 12, 1992 at Boston	T, 1-1	-

1992-93 (4-1-10)

Date, Opponent	Result	OT Goal
Oct. 21, 1992 at St. Louis	T, 5-5	-
Nov. 3, 1992 at Hartford	T, 3-3	-
Nov. 8, 1992 vs. Calgary	T, 5-5	-
Nov. 12, 1992 at Pittsburgh	T, 4-4	-
Nov. 25, 1992 at Buffalo	T, 1-1	-
Nov. 26, 1992 at Toronto	W, 5-4	Nolan 0:23
Dec. 3, 1992 at Philadelphia	L, 2-3	Bolvin 2:03
Dec. 12, 1992 at San Jose	W, 8-7	Young 4:19
Dec. 13, 1992 at Vancouver	T, 3-3	-
Jan. 7, 1993 at Boston	W, 3-2	Kovalenko 1:35
Jan. 26, 1993 vs. Boston	T, 4-4	-
Jan. 29, 1993 at Washington	T, 3-3	-
Feb. 12, 1993 at Calgary	T, 4-4	-
Feb. 14, 1993 at Edmonton	W, 3-2	Sundin 2:28
March 4, 1993 at Chicago	T, 3-3	-

1993-94 (0-0-8)

Date, Opponent	Result	OT Goal
Oct. 6, 1993 at Ottawa	T, 5-5	-
Nov. 20, 1993 vs. Winnipeg	T, 5-5	-
Nov. 23, 1993 vs. New Jersey	T, 1-1	-
Nov. 27, 1993 vs. Buffalo	T, 2-2	-
Dec. 7, 1993 vs. Calgary	T, 4-4	-
Dec. 7, 1994 at New Jersey	T, 2-2	-
March 10, 1994 vs. Montreal	T, 4-4	-
April 5, 1994 vs. Florida	T, 3-3	-

1994-95 (1-0-5)

Date, Opponent	Result	OT Goal
Feb. 23, 1995 vs. Philadelphia	T, 6-6	-
Feb. 25, 1995 vs. Boston	T, 1-1	-
March 4, 1995 vs. Buffalo	T, 1-1	-
March 20, 1995 vs. Florida	W, 5-4	Nolan 2:33
April 8, 1995 at Ottawa	T, 2-2	-
April 26, 1995 vs. Montreal	T, 1-1	-

1995-96 (2-3-10)

Date, Opponent	Result	OT Goal
Oct. 9, 1995 vs. Pittsburgh	T, 6-6	-
Nov. 9, 1995 vs. Dallas	T, 1-1	-
Nov. 20, 1995 at Edmonton	T, 3-3	-
Nov. 25, 1995 at Montreal	T, 2-2	-
Nov. 29, 1995 at New Jersey	L, 2-4	Richer 0:57
Dec. 23, 1995 at Los Angeles	T, 3-2	-
Jan. 4, 1996 vs. Philadelphia	T, 2-2	-
Jan. 10, 1996 vs. Florida	T, 4-4	-
Jan. 14, 1996 vs. Calgary	T, 4-4	-
Jan. 25, 1996 vs. Vancouver	T, 2-2	-
Jan. 27, 1996 at San Jose	W, 4-3	Kamensky 2:49
Feb. 7, 1996 vs. Tampa Bay	T, 4-4	-
Feb. 9, 1996 vs. Hartford	L, 2-3	Burt 3:24
Feb. 16, 1996 at Florida	W, 5-4	Keane 0:55
April 14, 1996 vs. Los Angeles	L, 4-5	Perreault 4:12

1996-97 (3-3-9)

Date, Opponent	Result	OT Goal
Oct. 10, 1996 vs. Anaheim	T, 6-6	-
Nov. 2, 1996 vs. Buffalo	T, 0-0	-
Nov. 3, 1996 at Anaheim	T, 1-1	-
Nov. 16, 1996 at Hartford	T, 4-4	-
Dec. 18, 1996 at Edmonton	T, 4-4	-
Jan. 4, 1997 at Edmonton	T, 4-4	-
Jan. 6, 1997 at NY Rangers	T, 2-2	-
Jan. 8, 1997 at New Jersey	T, 1-1	-
Jan. 21, 1997 at Tampa Bay	L, 2-3	Holder 2:02
Jan. 23, 1997 at Pittsburgh	W, 4-3	Kamensky 3:55
Feb. 18, 1997 at Colorado	W, 3-2	Lemieux 4:57
Feb. 21, 1997 at Edmonton	W, 4-3	Ricci 2:26
March 9, 1997 vs. Anaheim	T, 2-2	-
March 26, 1997 at Detroit	L, 5-6	McCarthy 0:39
April 4, 1997 at San Jose	L, 6-7	Guolla 0:35

1997-98 (2-3-17)

Date, Opponent	Result	OT Goal
Oct. 1, 1997 at Dallas	T, 2-2	-
Oct. 11, 1997 vs. Phoenix	T, 2-3	-
Oct. 17, 1997 at Calgary	L, 5-6	Nylander 4:40
Oct. 19, 1997 at Vancouver	T, 4-4	-
Oct. 23, 1997 vs. Los Angeles	L, 1-2	Robitaille 2:43
Oct. 24, 1997 vs. Carolina	T, 3-3	-
Oct. 30, 1997 at St. Louis	T, 2-2	-
Nov. 1, 1997 vs. Calgary	T, 3-3	-
Nov. 18, 1997 at Washington	T, 6-6	-
Nov. 26, 1997 at Tampa Bay	T, 3-3	-
Dec. 10, 1997 at Toronto	T, 2-2	-
Dec. 17, 1997 vs. Detroit	T, 2-2	-
Dec. 19, 1997 vs. Pittsburgh	T, 3-3	-
Dec. 29, 1997 vs. Montreal	T, 1-1	-
Jan. 2, 1998 at Buffalo	T, 2-2	-
Jan. 3, 1998 at Pittsburgh	W, 5-4	Kamensky 3:04
Jan. 8, 1998 vs. Vancouver	W, 4-4	-
Jan. 10, 1998 vs. Ottawa	T, 3-3	-
Jan. 15, 1998 vs. San Jose	T, 2-2	-
Mar. 26, 1998 vs. Edmonton	W, 2-1	Lacroix 1:49
March 2, 1998 vs. Edmonton	L, 4-5	Fraser 0:11
April 13, 1998 at Anaheim	T, 2-2	-

1998-99 (2-0-10)

Date, Opponent	Result	OT Goal
Oct. 18, 1998 at Los Angeles	T, 5-5	-
Nov. 10, 1998 at Phoenix	T, 1-1	-
Dec. 14, 1998 vs. St. Louis	T, 0-0	-
Jan. 6, 1999 vs. Florida	T, 2-2	-
Jan. 10, 1999 at Chicago	W, 3-2	Lemieux 3:31
Feb. 14, 1999 vs. Philadelphia	T, 4-4	-
Feb. 19, 1999 at Nashville	T, 4-4	-
Feb. 21, 1999 at Dallas	T, 1-1	-
Feb. 23, 1999 vs. Vancouver	T, 4-4	-
March 9, 1999 at Washington	W, 3-2	Ozolinsh 0:19
March 20, 1999 vs. Chicago	T, 5-5	-
March 30, 1999 vs. Calgary	T, 3-3	-

1999-00 (5-1-11)

Date, Opponent	Result	OT Goal
Oct. 8, 1999 at Pittsburgh	T, 3-3	-
Oct. 11, 1999 at Boston	T, 3-3	-
Oct. 23, 1999 at Atlanta	W, 3-2	Saik 0:40
Oct. 28, 1999 at Philadelphia	L, 4-5	Zelepukin 4:51
Nov. 15, 1999 at Vancouver	T, 2-2	-
Nov. 22, 1999 at Dallas	W, 3-2	Deadmarsh 0:34
Dec. 12, 1999 at Vancouver	W, 3-2	Hejduk 1:36
Dec. 18, 1999 at Nashville	T, 2-2	-
Jan. 3, 2000 vs. Edmonton	T, 2-2	-
Jan. 9, 2000 vs. San Jose	T, 0-0	-
Jan. 21, 2000 at Anaheim	T, 3-3	-
Feb. 3, 2000 vs. San Jose	T, 3-3	-
Feb. 27, 2000 at New Jersey	T, 5-5	-
Feb. 27, 2000 at Dallas	T, 1-1	-
March 16, 2000 vs. Nashville	T, 2-2	-
March 26, 2000 at Dallas	W, 2-1	Hejduk 3:17
April 2, 2000 vs. Dallas	W, 3-2	Podein 4:13

2000-01 (6-4-10)

Date, Opponent	Result	OT Goal
Oct. 4, 2000 at Dallas	T, 2-2	-
Oct. 7, 2000 at Edmonton	T, 1-1	-
Oct. 17, 2000 at Washington	W, 4-3	Forsberg 2:37
Oct. 25, 2000 vs. Nashville	W, 2-1	Forsberg 3:58
Nov. 9, 2000 vs. St. Louis	T, 3-3	-
Nov. 13, 2000 vs. Pittsburgh	W, 3-2	Sakic 3:56
Nov. 25, 2000 vs. Calgary	W, 3-2	Hejduk 0:39
Dec. 11, 2000 vs. Tampa Bay	T, 2-2	-
Dec. 13, 2000 vs. Philadelphia	T, 3-3	-
Dec. 23, 2000 vs. Vancouver	W, 3-2	Hejduk 3:59
Jan. 4, 2001 vs. San Jose	T, 2-2	-
Jan. 6, 2001 at Carolina	T, 2-2	-
Jan. 7, 2001 at Detroit	L, 3-4	Yzerman 1:08
Jan. 14, 2001 at Chicago	T, 2-2	-
Feb. 10, 2001 vs. St. Louis	L, 3-4	Corso 0:50
Feb. 13, 2001 at Montreal	W, 3-2	Sakic 2:21
Feb. 17, 2001 at Toronto	T, 5-5	-
March 3, 2001 vs. Buffalo	L, 2-3	Barnes 2:08
March 10, 2001 at Dallas	L, 2-3	Lukowich 1:47
April 4, 2001 vs. Anaheim	T, 1-1	-

2001-02 (4-1-8)

Date, Opponent	Result	OT Goal
Nov. 6, 2001 at Montreal	T, 1-1	-
Dec. 1, 2001 at Calgary	T, 2-2	-
Dec. 11, 2001 vs. Anaheim	T, 1-1	-
Dec. 16, 2001 at Minnesota	W, 3-2	Sakic 4:09
Dec. 21, 2001 vs. Calgary	T, 2-2	-
Jan. 1, 2002 at Nashville	T, 4-4	-
Jan. 3, 2002 vs. NY Rangers	W, 3-2	Blake 1:41
Jan. 12, 2002 at Edmonton	T, 2-2	-
Jan. 15, 2002 vs. San Jose	L, 0-1	Selanne 4:57
Jan. 17, 2002 vs. Phoenix	W, 3-2	Nieminen 4:58
Feb. 26, 2002 vs. Calgary	T, 2-2	-
Feb. 28, 2002 vs. Phoenix	T, 2-1	Drury 3:15
April 14, 2002 vs. Dallas	T, 2-2	-

2002-03 (7-8-13)

Date, Opponent	Result	OT Goal
Oct. 3, 2002 vs. Dallas	T, 1-1	-
Oct. 20, 2002 at Anaheim	L, 2-3	McDonald 4:49
Oct. 22, 2002 vs. Edmonton	T, 3-3	-
Oct. 27, 2002 vs. Minnesota	T, 3-3	-
Nov. 9, 2002 at Minnesota	L, 2-3	Sekerac 3:43
Nov. 2, 2002 at Calgary	T, 4-4	-
Nov. 8, 2002 vs. Anaheim	L, 2-3	Havelid 0:20
Nov. 17, 2002 at Phoenix	T, 4-4	-
Nov. 21, 2002 vs. Nashville	T, 1-1	-
Nov. 27, 2002 vs. St. Louis	T, 4-4	-
Nov. 29, 2002 at Minnesota	T, 2-2	-
Dec. 6, 2002 vs. Montreal	W, 7-6	Vrbata 1:52
Dec. 13, 2002 at Edmonton	L, 0-1	Chimera 3:21
Dec. 16, 2002 vs. Washington	T, 2-2	-
Dec. 27, 2002 vs. Philadelphia	L, 1-2	Desjardins 1:38
Jan. 12, 2003 at Carolina	W, 3-2	Hejduk 2:04
Jan. 20, 2003 vs. Dallas	T, 1-1	-
Jan. 28, 2003 at Columbus	T, 2-2	-
Jan. 30, 2003 at NY Rangers	W, 4-3	de Vries 2:29
Feb. 4, 2003 at Boston	W, 3-2	de Vries 4:17
Feb. 13, 2003 at Vancouver	L, 1-2	Morrison 1:58
Feb. 27, 2003 vs. Atlanta	L, 3-4	Savard 1:12
March 2, 2003 at Chicago	W, 3-2	Tangway 3:38
March 8, 2003 at Philadelphia	W, 2-1	Forsberg 0:26
March 10, 2003 vs. Phoenix	T, 2-2	-
March 24, 2003 at Buffalo	L, 3-4	Hecht 4:15
March 25, 2003 at Ottawa	T, 2-2	-
April 4, 2003 at Anaheim	W, 4-3	Hejduk 4:50

2003-04 (8-7-13)

Date, Opponent	Result	OT Goal
Nov. 2, 2003 at NY Rangers	W, 3-2	Skrastins 1:14
Nov. 9, 2003 vs. Minnesota	T, 4-4	-
Nov. 9, 2003 at Chicago	W, 4-3	Knovichuk 4:54
Nov. 13, 2003 at Phoenix	L, 2-3	Radjkevic 1:51
Nov. 18, 2003 vs. Anaheim	W, 2-1	Selanne 3:11
Nov. 27, 2003 at Calgary	W, 6-5	Morris 2:24
Nov. 30, 2003 vs. New Jersey	T, 1-1	-
Dec. 4, 2003 at San Jose	T, 2-2	-
Dec. 11, 2003 at Vancouver	T, 1-1	-
Dec. 13, 2003 at Calgary	T, 1-1	-
Dec. 20, 2003 at Los Angeles	T, 3-3	-
Dec. 26, 2003 at St. Louis	T, 3-3	-
Dec. 27, 2003 vs. Philadelphia	W, 3-2	Hejduk 1:42
Jan. 8, 2004 at Nashville	L, 3-4	York 1:12
Jan. 11, 2004 at Chicago	W, 5-4	Tangway 3:42
Jan. 19, 2004 at Tampa Bay	W, 5-4	Hejduk 0:59
Jan. 22, 2004 at Atlanta	T, 1-1	-
Jan. 29, 2004 at Los Angeles	T, 3-3	-
Jan. 30, 2004 at Anaheim	L, 3-4	Havelid 3:39
Feb. 5, 2004 vs. Detroit	L, 2-3	Hull 0:57
Feb. 10, 2004 vs. NY Islanders	T, 1-1	-
Feb. 26, 2004 vs. St. Louis	T, 2-2	-
Feb. 28, 2004 at Columbus	L, 4-5	Spacek 3:24
March 3, 2004 vs. Vancouver	T, 5-5	-
March 10, 2004 at Edmonton	W, 3-2	Foote 2:37
March 31, 2004 at Minnesota	L, 4-5	Chouinard 0:53
April 4, 2004 vs. Nashville	L, 1-2	Legwand 0:32
March 23, 2004 vs. Chicago	T, 2-2	-

2005-06 (6-9)

Date, Opponent	Result	OT Goal
Oct. 14, 2005 vs. Chicago	L, 2-3*	-
Oct. 29, 2005 vs. Vancouver	W, 4-3	Laperriere 1:55
Nov. 5, 2005 vs. Dallas	L, 2-3*	-
Nov. 21, 2005 vs. Calgary	L, 2-3*	-
Dec. 9, 2005 at New Jersey	W, 4-3*	-
Jan. 7, 2006 vs. Columbus	W, 3-2*	-
Jan. 14, 2006 at Philadelphia	W, 4-3	Tangway 4:14
Jan. 26, 2006 vs. Dallas	L, 2-3*	-
Jan. 28, 2006 vs. Philadelphia	L, 3-4*	-
Feb. 2, 2006 at Nashville	W, 3-4	Sullivan 2:09
March 7, 2006 at St. Louis	W, 2-1*	-
March 22, 2006 at Anaheim	L, 4-5	Hedstrom 3:22
March 25, 2006 at St. Louis	W, 3-2	Sakic 0:57
March 26, 2006 vs. Edmonton	L, 3-4*	-
April 15, 2006 at Vancouver	L, 3-4	Morrison 4:23

2006-07 (8-7)

Date, Opponent	Result	OT Goal
Oct. 4, 2006 vs. Dallas	L, 2-3	Sybor 2:07
Oct. 5, 2006 at Dallas	L, 2-3	White 1:03
Nov. 18, 2006 vs. Minnesota	W, 2-1*	-
Nov. 22, 2006 vs. Anaheim	W, 3-2*	-
Jan. 6, 2007 at Anaheim	W, 2-1*	-
Jan. 9, 2007 vs. Detroit	L, 3-4*	-
Jan. 13, 2007 vs. Anaheim	W, 3-2*	-
Jan. 26, 2007 vs. Phoenix	L, 4-5*	-
Feb. 6, 2007 vs. Florida	W, 5-4	Sakic 0:25
Feb. 24, 2007 at Los Angeles	L, 5-6*	-
March 4, 2007 at Detroit	W, 4-3	Richardson 2:41
March 11, 2007 at Minnesota	L, 2-3	Burns 4:41
March 18, 2007 vs. San Jose	W, 4-3	Hejduk 0:19
March 23, 2007 at Edmonton	L, 3-4*	-
March 25, 2007 at Vancouver	W, 5-4*	-

2007-08 (11-7)

Date, Opponent	Result	OT Goal
Oct. 16, 2007 vs. Calgary	W, 5-4*	-
Oct. 26, 2007 at Calgary	W, 3-2	Smyth 0:23
Nov. 7, 2007 vs. Edmonton	W, 4-3*	-
Nov. 9, 2007 at Vancouver	L, 1-2	H. Sedin 1:22
Dec. 19, 2007 at Anaheim	L, 1-2	Schneider 3:31
Dec. 21, 2007 vs. NY Rangers	W, 4-3	Wolski 1:16
Dec. 31, 2007 at Phoenix	L, 3-4*	-
Jan. 5, 2008 vs. NY Islanders	W, 2-1	Svatos 2:05
Jan. 13, 2008 at Florida	W, 4-3*	-
Jan. 18, 2008 vs. Chicago	L, 1-2*	-
Feb. 4, 2008 vs. Phoenix	L, 3-4	Vrbata 3:23
Feb. 20, 2008 at Anaheim	L, 2-3*	-
Feb. 22, 2008 at Phoenix	W, 3-2*	-
Feb. 26, 2008 at Calgary	W, 3-2	Stastny 3:02
Feb. 27, 2008 at Vancouver	W, 3-2*	-
March 28, 2008 vs. Edmonton	W, 5-4*	-
March 30, 2008 at Minnesota	L, 2-3	Gaborik 3:10
April 6, 2008 vs. Minnesota	W, 4-3*	-

2008-09 (12-5)

Date, Opponent	Result	OT Goal
Oct. 25, 2008 vs. Buffalo	W, 2-1*	-
Nov. 12, 2008 at Vancouver	W, 2-1*	-
Nov. 15, 2008 at Edmonton	W, 3-2*	-
Nov. 22, 2008 at Los Angeles	W, 4-3*	-
Dec. 5, 2008 at Dallas	L, 1-2*	-
Dec. 7, 2008 vs. Vancouver	W, 5-4*	-
Dec. 18, 2008 at Tampa Bay	W, 5-4*	-
Dec. 23, 2008 vs. Phoenix	W, 5-4	Clark 1:48
Dec. 27, 2008 vs. Detroit	W, 4-3*	-
Feb. 15, 2009 at Detroit	W, 6-5*	-
Feb. 17, 2009 vs. Ottawa	W, 3-2	Wolski 1:20
March 12, 2009 vs. Minnesota	W, 2-1*	-
March 14, 2009 at Edmonton	W, 3-2	Liles 0:42
March 17, 2009 at Minnesota	L, 2-3*	-
April 7, 2009 at San Jose	L, 0-1*	-
April 9, 2009 vs. Dallas	L, 2-3*	-
April 11, 2009 vs. Vancouver	L, 0-1	H.Sedin 0:40

2009-10 (9-9)

Date, Opponent	Result	OT Goal
Oct. 10, 2009 at Atlanta	L, 3-4*	-
Oct. 17, 2009 at Detroit	W, 4-3*	-
Oct. 21, 2009 at Minnesota	L, 2-3*	-
Nov. 6, 2009 vs. Chicago	W, 4-3*	-
Nov. 11, 2009 at Chicago	L, 2-3*	-
Nov. 25, 2009 vs. Nashville	L, 3-4	Legwand 3:07
Nov. 28, 2009 vs. Minnesota	L, 2-3*	-
Dec. 2, 2009 at Florida	L, 5-6*	-
Dec. 11, 2009 vs. Tampa Bay	W, 2-1*	-
Jan. 9, 2010 at Buffalo	W, 4-3*	-
Jan. 11, 2010 at Calgary	W, 3-2*	-
Feb. 10, 2010 vs. Atlanta	W, 4-3	Cumiskey 0:09
March 22, 2010 at Los Angeles	L, 3-4	Doughty 3:40
March 24, 2010 vs. Los Angeles	W, 4-3*	-
April 4, 2010 vs. San Jose	W, 5-4	Liles 2:59
April 6, 2010 at Vancouver	W, 4-3*	-
April 7, 2010 at Edmonton	L, 1-2	R. Whitney 3:50
April 11, 2010 vs. Los Angeles	L, 4-5	D. Brown 1:31

2010-11 (12-8)

Date, Opponent	Result	OT Goal
Oct. 7, 2010 vs. Chicago	W, 4-3	Stastny 3:40
Oct. 12, 2010 at Detroit	W, 5-4*	-
Oct. 26, 2010 at Vancouver	L, 3-4	Raymond 0:28
Nov. 17, 2010 at San Jose	W, 4-3	Porter 2:07
Nov. 20, 2010 at Dallas	W, 3-2	-
Nov. 30, 2010 vs. Atlanta	L, 2-3	Stewart 1:49
Dec. 3, 2010 at Florida	L, 1-2	Stutter 1:16
Dec. 7, 2010 at Carolina	L, 3-4	Weiss 0:43
Dec. 17, 2010 vs. Ottawa	W, 6-5	Duchene 2:36
Dec. 27, 2010 vs. Detroit	W, 3-4	Kronwall 3:42
Dec. 30, 2010 at Edmonton	W, 4-3*	-
Jan. 4, 2011 vs. Buffalo	W, 4-3	Jones 4:17
Jan. 8, 2011 vs. NY Islanders	L, 3-4	Tanavics 3:52
Jan. 18, 2011 vs. Vancouver	W, 4-3	Jones 2:52
Feb. 16, 2011 vs. Pittsburgh	L, 2-3	Kennedy 4:10
March 1, 2011 at San Jose	L, 1-2*	-
March 19, 2011 at Edmonton	W, 5-4*	-
March 22, 2011 vs. Columbus	W, 5-4*	-
April 1, 2011 at Phoenix	W, 4-3*	-
April 10, 2011 vs. Edmonton	W, 4-3	Jones 3:57

2011-12 (16-6)

Date, Opponent	Result	OT Goal
Oct. 12, 2011 at Columbus	W, 3-2*	-
Oct. 15, 2011 at Montreal	W, 6-5*	-
Oct. 17, 2011 at Toronto	W, 3-4*	Jones 1:11
Oct. 22, 2011 at Chicago	W, 5-4*	-
Nov. 4, 2011 at Dallas	L, 6-7	Eriksson 3:55
Nov. 10, 2011 vs. NY Islanders	W, 4-3	Quincey 2:39
Dec. 2, 2011 vs. St. Louis	W, 3-2*	-
Dec. 13, 2011 vs. San Jose	W, 4-3*	-
Dec. 19, 2011 at Philadelphia	W, 3-2*	-
Dec. 23, 2011 vs. Tampa Bay	W, 2-1	Duchene 3:38
Jan. 2, 2012 at Los Angeles	W, 2-1*	-
Jan. 12, 2012 at Nashville	L, 2-3	Legwand 0:34
Jan. 18, 2012 vs. Florida	W, 4-3	O'Reilly 3:55
Feb. 4, 2012 vs. Vancouver	L, 2-3*	-
Feb. 10, 2012 vs. Carolina	W, 4-3	O'Reilly 4:58
Feb. 11, 2012 at St. Louis	L, 2-3	Colaizovo 3:18
March 10, 2012 vs. Edmonton	W, 3-2*	-
March 12, 2012 vs. Anaheim	W, 3-2	Landeskog 1:52
March 14, 2012 at Buffalo	W, 5-4*	-
March 15, 2012 at New Jersey	L, 0-1*	-
March 20, 2012 vs. Calgary	W, 2-1	Jones 3:51
March 24, 2012 vs. Vancouver	L, 2-3	Higgins 1:40

OVERTIME RESULTS / ALL-TIME SHOOTOUTS

2012-13 (5-7)

3-5 in overtime, 2-2 in shootouts

Date, Opponent	Result	OT Goal
Feb. 11, 2013 vs. Phoenix	L, 2-3	Doan 4:01
Feb. 14, 2013 at Minnesota	W, 4-3*	-
Feb. 20, 2013 vs. St. Louis	W, 1-0	Jones 4:43
Feb. 24, 2013 at Anaheim	L, 3-4	Perry 4:14
Feb. 26, 2013 at San Jose	L, 2-3*	-
March 3, 2013 at Columbus	L, 1-2	Anisimov 2:26
March 10, 2013 vs. San Jose	W, 3-0	Duchene 4:59
March 30, 2013 vs. Nashville	W, 1-0	Barrie 0:50
April 5, 2013 vs. Detroit	L, 2-3	Datsyuk 4:44
April 11, 2013 at Los Angeles	L, 3-4*	-
April 15, 2013 vs. Columbus	L, 3-4	Follino 4:31
April 26, 2013 at Phoenix	W, 5-4*	-

* - Denotes shootout

Note: OT losses counted as a point starting in 1999-00

2013-14 (15-8)

10-4 in overtime, 5-4 in shootouts

Date, Opponent	Result	OT Goal
Nov. 1, 2013 at Dallas	W, 3-2	Stastny 3:36
Nov. 21, 2013 at Phoenix	W, 4-3	O'Reilly 4:18
Nov. 23, 2013 at Los Angeles	W, 1-0	McGinn 2:32
Nov. 30, 2013 vs. Minnesota	W, 3-2*	-
Dec. 12, 2013 at Winnipeg	W, 4-3*	-
Dec. 14, 2013 vs. Minnesota	L, 1-2*	-
Dec. 21, 2013 at Los Angeles	L, 2-3*	-
Dec. 23, 2013 at San Jose	L, 4-5*	-
Dec. 29, 2013 vs. Winnipeg	L, 1-2	Wheeler 4:58
Jan. 8, 2014 vs. Ottawa	W, 4-3	Barrie 0:33
Jan. 10, 2014 vs. NY Islanders	L, 1-2	Grabner 1:46
Jan. 14, 2014 vs. Chicago	W, 3-2	Barrie 4:09
Jan. 16, 2014 vs. New Jersey	W, 2-1*	-
Feb. 3, 2014 at New Jersey	W, 2-1	O'Reilly 0:28
March 6, 2014 at Detroit	W, 3-2	Benoit 4:28
March 10, 2014 vs. Winnipeg	W, 4-2	Duchene 2:33
March 19, 2014 at Winnipeg	L, 3-5	Benoit 4:28
March 25, 2014 at Nashville	W, 5-4*	-
March 27, 2014 vs. Vancouver	W, 3-2	Barrie 0:55
April 1, 2014 at Columbus	W, 3-2	Landeskog 4:27
April 3, 2014 vs. NY Rangers	W, 3-2*	-
April 6, 2014 vs. Pittsburgh	L, 2-3*	-
April 13, 2014 at Anaheim	L, 2-3	Bonino 1:33

2014-15 (12-12)

2-8 in overtime, 10-4 in shootouts

Date, Opponent	Result	OT Goal
Oct. 14, 2014 at Toronto	L, 2-3	Kessel 0:34
Oct. 21, 2014 vs. Florida	L, 3-4	Boyes 2:23
Oct. 26, 2014 at Winnipeg	L, 1-2	Little 4:35
Oct. 28, 2014 vs. San Jose	L, 2-3*	-
Nov. 1, 2014 at St. Louis	L, 2-3*	-
Nov. 6, 2014 vs. Toronto	W, 4-3*	-
Nov. 13, 2014 at NY Rangers	W, 4-3*	-
Nov. 25, 2014 at Arizona	W, 4-3	Briere 3:16
Dec. 4, 2014 at Calgary	L, 3-4	Monahan 1:47
Dec. 11, 2014 vs. Winnipeg	W, 4-3*	-
Dec. 13, 2014 vs. St. Louis	L, 2-3	Oshie 1:03
Dec. 18, 2014 at Pittsburgh	L, 0-1	Comeau 2:24
Dec. 21, 2014 at Detroit	W, 2-1*	-
Dec. 31, 2014 vs. Philadelphia	W, 4-3	O'Reilly 4:40
Jan. 2, 2015 vs. Edmonton	W, 2-1*	-
Jan. 13, 2015 at Carolina	L, 2-3*	-
Jan. 17, 2015 at Tampa Bay	L, 2-3*	-
Jan. 21, 2015 vs. Boston	W, 3-2*	-
Jan. 27, 2015 at Nashville	L, 3-4	Smith 2:46
Feb. 3, 2015 at Dallas	W, 3-2*	-
Feb. 27, 2015 at Dallas	W, 5-4*	-
March 12, 2015 vs. New Jersey	W, 2-1*	-
March 20, 2015 at Anaheim	L, 2-3	Perry 1:25
April 9, 2015 vs. Winnipeg	W, 1-0*	-

ALL-TIME SHOOTOUT STATISTICS

ALL-TIME RECORD (98 GP): 63-35

HOME RECORD (42 GP): 27-15

ROAD RECORD (56 GP): 36-20

ALL-TIME SHOOTOUT PERCENTAGES

	ATT	GOALS	PCT.
AVALANCHE	341	134	39.3
OPPONENT	342	99	28.9

SHOOTERS	ATT	GOALS	PCT.	GDG
Amason	1	1	100.0	0
Barrie	4	1	25.0	1
Briere	2	1	50.0	0
Brunette	3	0	0.0	0
Duchene	42	16	38.1	7
Galiardi	2	0	0.0	0
Guite	1	0	0.0	0
Hejduk	60	25	41.7	12
Hendricks	2	1	50.0	1
Hensick	3	0	0.0	0
Iginla	3	2	66.7	2
Jones, D.	7	0	0.0	0
Laaksonen	3	1	33.3	1
Landeskog	9	3	33.3	2
Laperriere	1	0	0.0	0
Leopold	1	1	100.0	1
Liles	2	1	50.0	0
Lindstrom	1	1	100.0	1
Mackinnon	12	6	50.0	2
McLean	3	2	66.7	1
McLeod	1	1	100.0	1
Mitchell	3	0	0.0	0
Mueller	4	3	75.0	1

SHOOTERS	ATT	GOALS	PCT.	GDG
O'Reilly	23	10	43.5	6
Parenteau	7	4	57.1	0
Porter	2	1	50.0	1
Redmond	1	0	0.0	0
Sakic	21	7	33.3	4
Smyth	7	2	28.6	2
Stastny	8	0	0.0	0
Stewart	10	4	40.0	3
Stoa	2	1	50.0	1
Svatos	33	12	36.4	4
Talbot, M.	1	1	100.0	1
Tanguay	15	5	33.3	2
Tucker	4	2	50.0	1
Turgeon	1	0	0.0	0
Yip	2	1	50.0	1
Wolski	34	18	52.9	4
Totals	341	134	39.3	63

GOALIES	RECORD	ATT	GA	SV%
Aebischer	2-1	10	2	.800
Anderson	8-4	54	16	.704
Berra	2-0	4	1	.750
Budaj	14-16	104	39	.625
Elliott	2-1	10	1	.900
Giguere	2-3	12	8	.333
Kolesnik	1-0	7	0	1.000
Pickard	2-1	13	4	.692
Raycroft	2-0	8	1	.875
Theodore	8-1	34	6	.824
Varlamov	20-8	86	21	.756
Totals	63-35	342	99	.711

2005-06 (9 GAMES, 3-6 RECORD)

Date	Opponent	Final Score	Shootout Score	COL	OPP	Deciding Goal	Goalies (Road / Home)
Oct. 14, 2005	CHICAGO	L, 2-3	1-3	1-2	3-3	T. Ruutu	Khabibulin / BUDAJ
Nov. 5, 2005	DALLAS	L, 2-3	0-2	0-2	2-2	Zubov	Turco / BUDAJ
Nov. 21, 2005	CALGARY	L, 2-3	0-1	0-3	1-3	Amonte	Sauve / BUDAJ
Dec. 9, 2005	at New Jersey	W, 4-3	1-0	1-7	0-7	LAAKSONEN	KOLESNIK / Brodeur
Jan. 7, 2006	COLUMBUS	W, 3-2	2-1	2-4	1-4	TANGUAY	Leclaire / AEBISCHER
Jan. 26, 2006	DALLAS	L, 2-3	1-2	1-3	2-3	Jokinen	Turco / BUDAJ
Jan. 28, 2006	VANCOUVER	L, 3-4	0-1	0-3	1-3	J. Ruutu	Auld / AEBISCHER
March 7, 2006	at St. Louis	W, 2-1	1-0	1-3	0-3	HEJDUK	AEBISCHER / Sanford
March 26, 2006	EDMONTON	L, 3-4	0-1	0-3	1-3	Samsonov	Roloson / BUDAJ

2006-07 (9 GAMES, 5-4 RECORD)

Date	Opponent	Final Score	Shootout Score	COL	OPP	Deciding Goal	Goalies (Road / Home)
Nov. 18, 2006	at Minnesota	W, 2-1	2-1	2-3	1-3	SAKIC	BUDAJ / Backstrom
Nov. 22, 2006	ANAHEIM	W, 3-2	1-0	1-3	0-3	SAKIC	Giguere / THEODORE
Jan. 6, 2007	at Minnesota	W, 2-1	2-1	2-4	1-4	HEJDUK	BUDAJ / Fernandez
Jan. 9, 2007	DETROIT	L, 3-4	1-2	1-3	2-3	Zetterberg	Hasek / BUDAJ
Jan. 13, 2007	at Anaheim	W, 3-2	2-1	2-4	1-4	HEJDUK	BUDAJ / Bryzgalov
Jan. 26, 2007	PHOENIX	L, 4-5	0-1	0-3	1-2	Nagy	Joseph / BUDAJ
Feb. 24, 2007	at Los Angeles	L, 5-6	3-4	3-6	4-6	D. Brown	BUDAJ / Burke
March 23, 2007	at Edmonton	L, 3-4	0-1	0-5	1-5	Reasoner	BUDAJ / Roloson
March 25, 2007	at Vancouver	W, 5-4	1-0	1-2	0-3	McLEAN	THEODORE / Luongo

2007-08 (10 GAMES, 7-3 RECORD)

Date	Opponent	Final Score	Shootout Score	COL	OPP	Deciding Goal	Goalies (Road / Home)
Oct. 16, 2007	CALGARY	W, 5-4	2-1	2-3	1-3	SMYTH	Kiprusoff / THEODORE
Nov. 7, 2007	EDMONTON	W, 4-3	2-1	2-4	1-4	SVATOS	Roloson / BUDAJ
Dec. 31, 2007	at Phoenix	L, 3-4	0-2	0-2	2-2	Mueller	BUDAJ / Bryzgalov
Jan. 13, 2008	at Florida	W, 4-3	1-0	1-3	0-3	HEJDUK	THEODORE / Vokoun
Jan. 18, 2008	CHICAGO	L, 1-2	1-2	1-4	2-4	Lang	Lalime / THEODORE
Feb. 20, 2008	at Anaheim	L, 2-3	0-1	0-3	1-3	Perry	BUDAJ / Giguere
Feb. 22, 2008	at Phoenix	W, 3-2	3-2	3-12	2-12	McLEOD	THEODORE / Tellqvist
Feb. 27, 2008	at Vancouver	W, 3-2	2-0	2-3	0-2	SAKIC	THEODORE / Luongo
March 28, 2008	EDMONTON	W, 5-4	3-1	3-3	1-2	SAKIC	Roloson / THEODORE
April 6, 2008	MINNESOTA	W, 4-3	2-0	2-2	0-2	WOLSKI	Harding / THEODORE

2008-09 (13 GAMES, 9-4 RECORD)

Date	Opponent	Final Score	Shootout Score	COL	OPP	Deciding Goal	Goalies (Road / Home)
Oct. 25, 2008	BUFFALO	W, 2-1	3-2	3-5	2-5	SMYTH	Miller / BUDAJ
Nov. 12, 2008	at Vancouver	W, 2-1	2-1	2-3	1-3	SVATOS	BUDAJ / Luongo
Nov. 15, 2008	at Edmonton	W, 3-2	2-1	2-5	1-5	TUCKER	BUDAJ / Roloson
Nov. 22, 2008	at Los Angeles	W, 4-3	2-0	2-2	0-2	SVATOS	BUDAJ / Ersberg
Dec. 5, 2008	at Dallas	L, 1-2	1-2	1-4	2-4	Modano	BUDAJ / Turco
Dec. 7, 2008	VANCOUVER	W, 5-4	3-1	3-3	1-2	SVATOS	Schneider / BUDAJ
Dec. 18, 2008	at Tampa Bay	W, 2-1	1-0	1-2	0-3	HEJDUK	RAYCROFT / M.Smith
Dec. 27, 2008	DETROIT	W, 4-3	1-0	1-3	0-3	WOLSKI	Conklin / BUDAJ
Feb. 15, 2009	at Detroit	W, 6-5	2-1	2-5	1-5	LEOPOLD	RAYCROFT / Osgood
March 12, 2009	MINNESOTA	W, 2-1	2-0	2-2	0-2	WOLSKI	Backstrom / BUDAJ
March 17, 2009	at Minnesota	L, 2-3	1-2	1-3	2-3	Zidlicky	BUDAJ / Backstrom
April 7, 2009	at San Jose	L, 0-1	0-1	0-3	1-3	Pavelski	BUDAJ / Nabokov
April 9, 2009	DALLAS	L, 2-3	2-3	2-3	3-3	Ribeiro	Climie / BUDAJ

2009-10 (12 GAMES, 7-5 RECORD)

Date	Opponent	Final Score	Shootout Score	COL	OPP	Deciding Goal	Goalies (Road / Home)
Oct. 10, 2009	at Chicago	L, 3-4	3-4	3-9	4-9	Ladd	ANDERSON / Huet
Oct. 17, 2009	at Detroit	W, 4-3	2-1	2-2	1-3	HEJDUK	ANDERSON / Osgood
Oct. 21, 2009	at Minnesota	L, 2-3	0-1	0-3	1-3	Koivu	ANDERSON / Backstrom
Nov. 6, 2009	CHICAGO	W, 4-3	2-1	2-8	1-8	STEWART	Niemi / ANDERSON
Nov. 11, 2009	at Chicago	L, 2-3	1-2	1-3	2-3	Sharp	ANDERSON / Huet
Nov. 28, 2009	MINNESOTA	L, 2-3	0-2	0-2	2-2	Ebbett	Harding / ANDERSON
Dec. 2, 2009	at Florida	L, 5-6	0-1	0-5	1-5	Weiss	BUDAJ / Clemmensen
Dec. 11, 2009	TAMPA BAY	W, 2-1	1-0	1-3	0-3	WOLSKI	Niittymaki / ANDERSON
Jan. 9, 2010	at Buffalo	W, 4-3	4-3	4-11	3-11	HENDRICKS	ANDERSON / Lalime
Jan. 11, 2010	at Calgary	W, 3-2	2-1	2-3	1-3	STEWART	ANDERSON / Kiprusoff
March 24, 2010	LOS ANGELES	W, 4-3	2-1	2-3	1-3	STEWART	Ersberg / ANDERSON
April 6, 2010	at Vancouver	W, 4-3	1-0	1-3	0-3	DUCHENE	ANDERSON / Luongo

ALL-TIME SHOOTOUTS

2010-11 (7 GAMES, 6-1 RECORD)

Date	Opponent	Final Score	Shootout Score	COL	OPP	Deciding Goal	Goalies (Road / Home)
Oct. 12, 2010	at Detroit	W, 5-4	1-0	1-6	0-6	YIP	BUDAJ / Howard
Nov. 20, 2010	at Dallas	W, 4-3	2-1	2-5	1-5	PORTER	BUDAJ / Lehtonen
Dec. 30, 2010	at Edmonton	W, 4-3	1-0	1-2	0-3	HEJDUK	ANDERSON / Dubnyk
March 1, 2011	at San Jose	L, 1-2	0-1	0-3	1-3	Clowe	ELLIOTT / Niemi
March 19, 2011	at Edmonton	W, 3-2	1-0	1-4	0-4	STOA	ELLIOTT / Khabibulin
March 22, 2011	COLUMBUS	W, 5-4	1-0	1-3	0-3	HEJDUK	Mason / ELLIOTT
April 1, 2011	at Phoenix	W, 4-3	1-0	1-2	0-3	O'REILLY	BUDAJ / Bryzgalov

2011-12 (11 GAMES, 9-2 RECORD)

Date	Opponent	Final Score	Shootout Score	COL	OPP	Deciding Goal	Goalies (Road / Home)
Oct. 12, 2011	at Columbus	W, 3-2	2-1	2-2	1-3	DUCHENE	VARLAMOV / Mason
Oct. 15, 2011	at Montreal	W, 6-5	2-0	2-2	0-2	HEJDUK	VARLAMOV / Price
Oct. 22, 2011	at Chicago	W, 5-4	1-0	1-3	0-3	LINDSTROM	VARLAMOV / Crawford
Dec. 2, 2011	ST. LOUIS	W, 3-2	1-0	1-3	0-3	O'REILLY	Halak / VARLAMOV
Dec. 13, 2011	SAN JOSE	W, 4-3	2-1	2-5	1-5	LANDESKOG	Niemi / VARLAMOV
Dec. 19, 2011	PHILADELPHIA	W, 3-2	3-2	3-3	2-3	O'REILLY	Bryzgalov / GIGUERE
Jan. 2, 2012	at Los Angeles	W, 2-1	1-0	1-2	0-3	HEJDUK	VARLAMOV / Quick
Feb. 4, 2012	VANCOUVER	L, 2-3	0-1	0-3	1-2	Raymond	Luongo / GIGUERE
March 10, 2012	EDMONTON	W, 3-2	2-0	2-2	0-2	HEJDUK	Khabibulin / VARLAMOV
March 14, 2012	at Buffalo	W, 5-4	1-0	1-2	0-3	MUELLER	VARLAMOV / Miller
March 15, 2012	at New Jersey	L, 0-1	0-2	0-2	2-2	Kovalchuk	GIGUERE / Brodeur

2012-13 (4 GAMES, 2-2 RECORD)

Date	Opponent	Final Score	Shootout Score	COL	OPP	Deciding Goal	Goalies (Road / Home)
Feb. 14, 2013	at Minnesota	W, 4-3	2-0	2-2	0-2	HEJDUK	GIGUERE / Backstrom
Feb. 26, 2013	at San Jose	L, 2-3	1-2	1-4	2-4	Marleau	VARLAMOV / Niemi
April 11, 2013	at Los Angeles	L, 2-3	1-3	1-2	3-3	Brown	GIGUERE / Quick
April 26, 2013	at Phoenix	W, 5-4	2-0	2-2	0-2	DUCHENE	VARLAMOV / Smith

2013-14 (9 GAMES, 5-4 RECORD)

Date	Opponent	Final Score	Shootout Score	COL	OPP	Deciding Goal	Goalies (Road / Home)
Nov. 30, 2013	MINNESOTA	W, 3-2	1-0	1-3	0-3	O'REILLY	Harding / VARLAMOV
Dec. 12, 2013	at Winnipeg	W, 4-3	2-0	2-2	0-2	DUCHENE	VARLAMOV / Pavelec
Dec. 14, 2013	MINNESOTA	L, 1-2	1-2	1-3	2-2	Koivu	Harding / VARLAMOV
Dec. 21, 2013	at Los Angeles	L, 2-3	0-1	0-3	1-3	Kopitar	VARLAMOV / Jones
Dec. 23, 2013	at San Jose	L, 4-5	0-2	0-2	2-3	Couture	VARLAMOV / Niemi
Jan. 16, 2014	NEW JERSEY	W, 2-1	2-0	2-3	0-2	DUCHENE	Schneider / VARLAMOV
March 25, 2014	at Nashville	W, 5-4	2-1	2-3	1-3	LANDESKOG	VARLAMOV / Rinne
April 3, 2014	NY RANGERS	W, 3-2	1-0	1-3	0-3	BARRIE	Hundqvist / VARLAMOV
April 6, 2014	PITTSBURGH	L, 2-3	0-1	0-3	1-2	Jokinen	Fleury / VARLAMOV

2014-15 (14 GAMES, 10-4 RECORD)

Date	Opponent	Final Score	Shootout Score	COL	OPP	Deciding Goal	Goalies (Road / Home)
Oct. 28, 2014	SAN JOSE	L, 2-3	0-2	0-2	2-2	Marleau	Niemi / VARLAMOV
Nov. 1, 2014	at St. Louis	L, 2-3	0-1	0-3	1-3	Lindstrom	VARLAMOV / Elliott
Nov. 6, 2014	TORONTO	W, 4-3	3-1	3-3	1-2	DUCHENE	Bernier / BERRA
Nov. 13, 2014	at NY Rangers	W, 4-3	2-1	2-3	1-3	TANGUAY	VARLAMOV / Lundqvist
Dec. 11, 2014	WINNIPEG	W, 4-3	2-0	2-2	0-2	MacKINNON	Pavelec / PICKARD
Dec. 21, 2014	at Detroit	W, 2-1	3-2	3-9	2-9	IGINLA	PICKARD / Mrazek
Jan. 2, 2015	EDMONTON	W, 2-1	2-0	2-3	0-2	DUCHENE	Skrivens / VARLAMOV
Jan. 13, 2015	at Carolina	L, 2-3	0-2	0-2	2-2	Rask	PICKARD / Khudobin
Jan. 17, 2015	at Tampa Bay	L, 2-3	1-2	1-3	2-3	Callahan	VARLAMOV / Bishop
Jan. 21, 2015	BOSTON	W, 3-2	1-0	1-3	0-3	MacKINNON	Rask / VARLAMOV
Feb. 3, 2015	at Dallas	W, 3-2	4-3	4-11	3-11	TALBOT	VARLAMOV / Lehtonen
Feb. 27, 2015	at Dallas	W, 5-4	1-0	1-3	0-3	O'REILLY	VARLAMOV / Lehtonen
March 12, 2015	NEW JERSEY	W, 2-1	2-1	2-3	1-3	IGINLA	Schneider / VARLAMOV
April 9, 2015	WINNIPEG	W, 1-0	2-0	2-2	0-2	O'REILLY	Pavelec / VARLAMOV

ALL-TIME SHOOTOUT STATISTICS

2005-06 (9 GAMES, 3-6 RECORD)

Team Totals	Att	Goals	Pct.
AVALANCHE	30	6	20.0
OPPONENT	31	11	35.5

Players	Att	Goals	Pct.
Brunette	1	0	0.0
Hejdruk	7	1	14.3
Laaksonen	3	1	33.3
Sakic	7	0	0.0
Svatos	5	2	40.0
Tanguay	6	2	33.3
Turgeon	1	0	0.0

Totals	30	6	20.8
---------------	-----------	----------	-------------

Goaltenders	Record	Att	GA	Sv Pct.
Aebischer	2-1	10	2	.800
Budaj	0-5	14	9	.357
Kolesnik	1-0	7	0	1.000

Totals	3-6	31	11	.645
---------------	------------	-----------	-----------	-------------

2006-07 (9 GAMES, 5-4 RECORD)

Team Totals	Att	Goals	Pct.
AVALANCHE	33	12	36.4
OPPONENT	33	11	33.3

Players	Att	Goals	Pct.
Brunette	1	0	0.0
Hejdruk	7	2	28.6
McLean	3	2	66.7
Sakic	8	4	50.0
Stastny	3	0	0.0
Svatos	5	1	20.0
Wolski	6	3	50.0

Totals	33	12	36.4
---------------	-----------	-----------	-------------

Goaltenders	Record	Att	GA	Sv Pct.
Budaj	3-4	27	11	.593
Theodore	2-0	6	0	1.000

Totals	5-4	33	11	.667
---------------	------------	-----------	-----------	-------------

2007-08 (10 GAMES, 7-3 RECORD)

Team Totals	Att	Goals	Pct.
AVALANCHE	39	16	41.0
OPPONENT	37	10	27.0

Players	Att	Goals	Pct.
Arnason	1	1	100.0
Brunette	1	0	0.0
Guite	1	0	0.0
Hejdruk	6	3	50.0
Hensick	2	0	0.0
Jones, D.	1	0	0.0
Laperriere	1	0	0.0
Liles	1	1	100.0
McLeod	1	1	100.0
Sakic	5	3	60.0
Smyth	3	1	33.3
Stastny	1	0	0.0
Svatos	7	2	28.6
Wolski	8	4	50.0

Totals	39	16	41.0
---------------	-----------	-----------	-------------

Goaltenders	Record	Att	GA	Sv Pct.
Budaj	1-2	9	4	.556
Theodore	6-1	28	6	.786

Totals	7-3	37	10	.730
---------------	------------	-----------	-----------	-------------

2008-09 (13 GAMES, 9-4 RECORD)

Team Totals	Att	Goals	Pct.
AVALANCHE	43	22	51.2
OPPONENT	43	14	32.5

Players	Att	Goals	Pct.
Hejdruk	13	6	46.2
Hensick	1	0	0.0
Leopold	1	1	100.0
Sakic	1	0	0.0
Smyth	4	1	25.0
Stewart	1	0	0.0
Svatos	9	3	33.3
Tucker	1	1	100.0
Wolski	12	10	83.3

Totals	43	22	51.2
---------------	-----------	-----------	-------------

Goaltenders	Record	Att	GA	Sv Pct.
Budaj	7-4	35	13	.629
Raycroft	2-0	8	1	.875

Totals	9-4	43	14	.674
---------------	------------	-----------	-----------	-------------

2009-10 (12 GAMES, 7-5 RECORD)

Team Totals	Att	Goals	Pct.
AVALANCHE	55	18	32.7
OPPONENT	56	17	30.4

Players	Att	Goals	Pct.
Duchene	7	2	28.6
Gallardi	2	0	0.0
Hejdruk	8	4	50.0
Hendricks	2	1	50.0
Jones	1	0	0.0
Liles	1	0	0.0
Mueller	1	1	100.0
O'Reilly	3	1	33.3
Stastny	4	0	0.0
Stewart	7	3	42.9
Svatos	7	4	57.1
Tucker	3	1	33.3
Wolski	8	1	12.5
Yip	1	0	0.0

Totals	55	18	32.7
---------------	-----------	-----------	-------------

Goaltenders	Record	Att	GA	Sv Pct.
Anderson	7-4	51	16	.686
Budaj	0-1	5	1	.800

Totals	7-5	56	17	.696
---------------	------------	-----------	-----------	-------------

2010-11 (7 GAMES, 6-1 RECORD)

Team Totals	Att	Goals	Pct.
AVALANCHE	25	7	28.0
OPPONENT	27	2	7.4

Players	Att	Goals	Pct.
Duchene	6	0	0.0
Hejdruk	6	2	33.3
Jones	4	0	0.0
O'Reilly	2	1	50.0
Porter	2	1	50.0
Stewart	2	1	50.0
Stoa	2	1	50.0
Yip	1	1	100.0

Totals	25	7	28.0
---------------	-----------	----------	-------------

Goaltenders	Record	Att	GA	Sv Pct.
Anderson	1-0	3	0	1.000
Budaj	3-0	14	1	.929
Elliott	2-1	10	1	.900

Totals	6-1	27	2	.926
---------------	------------	-----------	----------	-------------

ALL-TIME SHOOTOUT STATISTICS

2011-12 (11 GAMES, 9-2 RECORD)

Team Totals	Att	Goals	Pct.	
AVALANCHE	29	15	51.7	
OPPONENT	31	7	22.6	
Players	Att	Goals	Pct.	
Duchene	6	3	50.0	
Hejduk	11	6	54.5	
Jones	1	0	0.0	
Landeskog	2	1	50.0	
Lindstrom	1	1	100.0	
Mueller	3	2	66.7	
O'Reilly	5	2	40.0	
Totals	29	15	51.7	
Goaltenders	Record	Att	GA	Sv Pct.
Giguere	1-2	7	5	.286
Varlamov	8-0	24	2	.917
Totals	9-2	31	7	.774

2012-13 (4 GAMES, 2-2 RECORD)

Team Totals	Att	Goals	Pct.	
AVALANCHE	10	6	60.0	
OPPONENT	11	5	45.5	
Players	Att	Goals	Pct.	
Duchene	3	2	66.7	
Hejduk	2	1	50.0	
Landeskog	1	0	0.0	
Mitchell	1	0	0.0	
Parenteau	3	3	100.0	
Totals	10	6	60.0	
Goaltenders	Record	Att	GA	Sv Pct.
Giguere	1-1	5	3	.400
Varlamov	1-1	6	2	.667
Totals	2-2	11	5	.545

2013-14 (9 GAMES, 5-4 RECORD)

Team Totals	Att	Goals	Pct.	
AVALANCHE	25	9	36.0	
OPPONENT	23	7	30.4	
Players	Att	Goals	Pct.	
Barrie	2	1	50.0	
Duchene	6	3	50.0	
Landeskog	3	1	33.3	
MacKinnon	3	0	0.0	
O'Reilly	7	3	42.9	
Parenteau	4	1	25.0	
Totals	25	9	36.0	
Goaltenders	Record	Att	GA	Sv Pct.
Varlamov	5-4	23	7	.696
Totals	5-4	23	7	.696

2014-15 (14 GAMES, 10-4 RECORD)

Team Totals	Att	Goals	Pct.	
AVALANCHE	52	23	44.2	
OPPONENT	50	15	30.0	
Players	Att	Goals	Pct.	
Barrie	2	0	0.0	
Briere	2	1	50.0	
Duchene	14	6	42.9	
Iginla	3	2	66.7	
Landeskog	3	1	33.3	
MacKinnon	9	6	66.7	
Mitchell	2	0	0.0	
O'Reilly	6	3	50.0	
Redmond	1	0	0.0	
Talbot	1	1	100.0	
Tanguay	9	3	33.3	
Totals	52	23	44.2	
Goaltenders	Record	Att	GA	Sv Pct.
Berra	2-0	4	1	.750
Pickard	2-1	13	4	.692
Varlamov	6-3	33	10	.697
Totals	10-4	50	15	.700



Cody McLeod ended the longest shootout in Avalanche history when he beat Mikael Tellqvist in the 12th round on Feb. 22, 2008 at Phoenix



Gabriel Landeskog 2012 Calder Trophy



Peter Forsberg 2003 Hart Trophy



Milan Hejduk 2003 Rocket Richard Trophy

INDIVIDUAL AWARDS

HART TROPHY

Joe Sakic, 2001
Peter Forsberg, 2003

CONN SMYTHE TROPHY

Joe Sakic, 1996
Patrick Roy, 2001

ART ROSS TROPHY

Peter Forsberg, 2003

CALDER MEMORIAL TROPHY

Peter Stastny, 1981
Peter Forsberg, 1995
Chris Drury, 1999
Gabriel Landeskog, 2012
Nathan MacKinnon, 2014

JACK ADAMS AWARD

Marc Crawford, 1995
Patrick Roy, 2014

LADY BYNG MEMORIAL TROPHY

Joe Sakic, 2001
Ryan O'Reilly, 2014

MAURICE "ROCKET" RICHARD TROPHY

Milan Hejduk, 2003

WILLIAM JENNINGS TROPHY

Patrick Roy, 2002

KING CLANCY MEMORIAL TROPHY

Shjon Podein, 2001

NHL FOUNDATION PLAYER AWARD

Joe Sakic, 2007

LESTER B. PEARSON AWARD

Joe Sakic, 2001

BUD LIGHT PLUS/MINUS AWARD

Joe Sakic, 2001
Peter Forsberg & Milan Hejduk, 2003

NHL/SHERATON ROAD PERFORMER AWARD

Joe Sakic, 2004

NHL ALL-STAR TEAM

1982-83

Michel Goulet (second team)

1983-84

Michel Goulet (first team)

1985-86

Michel Goulet (first team)

1986-87

Michel Goulet (first team)

1987-88

Michel Goulet (second team)

1996-97

Sandis Ozolinsh (first team)

1997-98

Peter Forsberg (first team)

1998-99

Peter Forsberg (first team)

2000-01

Ray Bourque (first team)

Joe Sakic (first team)

Rob Blake (second team)

2001-02

Patrick Roy (first team)

Joe Sakic (first team)

Rob Blake (second team)

2002-03

Peter Forsberg (first team)

Milan Hejduk (second team)

2003-04

Joe Sakic (first team)

2013-14

Semyon Varlamov (second team)

NHL ALL-ROOKIE TEAM

1984-85

Bruce Bell

1994-95

Peter Forsberg

1998-99

Chris Drury

Milan Hejduk

2003-04

John-Michael Liles

2006-07

Paul Stastny

2009-10

Matt Duchene

2011-12

Gabriel Landeskog

2013-14

Nathan MacKinnon

AVALANCHE IN THE OLYMPICS

1998 NAGANO, JAPAN

CANADA Joe Sakic Adam Foote Patrick Roy Marc Crawford (coach)	FINLAND Jari Kurri - bronze medal	SWEDEN Peter Forsberg
CZECH REPUBLIC Milan Hejduk - gold medal	GERMANY Uwe Krupp	USA Adam Deadmarsh
	RUSSIA Alexi Gusarov - silver medal Valeri Kamensky - silver medal	

2002 SALT LAKE CITY, UTAH

CANADA Rob Blake - gold medal Adam Foote - gold medal Joe Sakic - gold medal	FINLAND Ville Nieminen	SWEDEN Peter Forsberg (injured)
CZECH REPUBLIC Milan Hejduk Martin Skoula	SWITZERLAND David Aebischer	USA Chris Drury - silver medal

2006 TORINO, ITALY

CANADA Rob Blake Joe Sakic (captain)	FINLAND Antti Laaksonen - silver medal Ossi Vaananen (injured)	SLOVAKIA Peter Budaj Marek Svatos
CZECH REPUBLIC Milan Hejduk - bronze medal	KAZAKHSTAN Vitaly Kolesnik	SWITZERLAND David Aebischer
	LATVIA Kartis Skrastins	USA John-Michael Liles

2010 VANCOUVER, B.C.

BELARUS Ruslan Salei	NORWAY Jonas Holos	USA Paul Stastny - silver medal
	SLOVAKIA Peter Budaj	

2014 SOCHI, RUSSIA

CANADA Matt Duchene - gold medal	RUSSIA Semyon Varlamov	USA Paul Stastny
	SWEDEN Gabriel Landeskog - silver medal	


RETIRED NUMBERS — QUEBEC NORDIQUES



3 J.C. TREMBLAY

TREMBLAY'S #3 WAS RETIRED BY THE QUEBEC NORDIQUES IN 1979


- Tremblay's #3 jersey was retired by the Nordiques just before the franchise's move into the National Hockey League in 1979
- Has the distinction of being one of only three players to have a number retired by an NHL team without ever actually playing for it (the others being Johnny McKenzie by the Hartford Whalers and Frank Finnigan by the modern-day Ottawa Senators)
- Was the only player to play for the Nordiques all seven seasons of the World Hockey Association from 1972-79
- Named the WHA's top defenseman in 1973 and 1975
- Named to the WHA's First All-Star Team in 1973, 1975, 1976 and Second All-Star Team in 1974
- Led the WHA in assists in 1973 and 1976
- Second in WHA history in career assists (358)
- Led his team to the 1977 AVCO World Trophy championship
- Played 13 seasons with the Montreal Canadiens, winning five Stanley Cups



8 MARC TARDIF

TARDIF'S #8 WAS RETIRED BY THE QUEBEC NORDIQUES IN 1983


- Was the Quebec Nordiques' first captain when the franchise joined the NHL in 1979
- Played six seasons with the Nordiques in the World Hockey Association (1974-79) and then four more after Quebec joined the NHL (1979-83)
- WHA's all-time leading goal scorer with 316 goals
- Ranks second in WHA history in points (666) and third in assists (350)
- Two-time winner of the Gordie Howe Trophy as WHA player of the year (1976, '78)
- Two-time winner of the Bill Hunter Trophy as WHA scoring champion (1976, '78)
- WHA First All-Star Team (1976, '77, '78) and Second All-Star Team (1975)



16 MICHEL GOULET

GOULET'S #16 WAS RETIRED BY THE QUEBEC NORDIQUES ON MARCH 16, 1995


- Inducted into the Hockey Hall of Fame in 1998
- Five-time NHL All-Star
 - First Team (1983-84, 1985-86, 1986-87)
 - Second Team (1982-83, 1987-88)
- Amassed 548 goals, 604 assists and 1,152 points in 1,089 career NHL games
- Ranked 11th on the all-time goal-scoring list at the time of his retirement in 1995
- Compiled eight 30-goal seasons, seven 40-goal seasons and four 50-goal campaigns
- Owns the top three goal-scoring seasons in franchise history, including a record 57 in 1982-83
- Still ranks second in franchise history with 456 goals
- Selected to five All-Star Games



26 PETER STASTNY

STASTNY'S #26 WAS RETIRED BY THE QUEBEC NORDIQUES IN FEBRUARY OF 1996


- Inducted into the Hockey Hall of Fame in 1998
- Inducted into the International Ice Hockey Federation's Hall of Fame in 2000
- Retired as the 17th highest scorer in NHL history with 1,239 career points (450 goals, 789 assists)
- His 1.268 career points-per-game average still ranks seventh all time
- After Wayne Gretzky, Stastny was the most prolific scorer in the NHL during the decade of the 1980s (986 points in 675 games)
- Captured the Calder Trophy in 1980-81 after setting an NHL rookie record with 109 points
- Was the leading scorer in Quebec Nordiques history with 1,048 points. Only Joe Sakic is above him on the franchise scoring list
- His 668 assists in a Nordiques sweater is also No. 1 all-time, second to only Sakic in franchise annals
- Played in six NHL All-Star Games
- Represented Czechoslovakia in the 1980 Olympic Games...He also represented Canada in the 1984 Canada Cup and skated for his native Slovakia at the 1994 Olympics



77 RAY BOURQUE

BOURQUE'S #77 WAS RETIRED BY THE COLORADO AVALANCHE ON NOVEMBER 24, 2001

- Inducted into the Hockey Hall of Fame in 2004
- NHL's all-time leading scorer among defensemen with 1,579 career points
- Ranks first among defensemen in all three scoring categories: goals (410), assists (1,169) and points
- 19-time NHL All-Star, most-ever by a defenseman
- Only Gordie Howe (21) was named to more All-Star teams in league history
- NHL-record 13 First-Team All-Star selections
- Five-time Norris Trophy winner (1987, '88, '90, '91, '94)
- Calder Memorial Trophy (1980)
- King Clancy Award (1992)
- NHL-record 19 consecutive All-Star Game selections
- Captured Stanley Cup in his 22nd and final season in the NHL, 2000-01 with Colorado



33 PATRICK ROY

ROY'S #33 WAS RETIRED BY THE COLORADO AVALANCHE ON OCTOBER 28, 2003

- Inducted into the Hockey Hall of Fame in 2006
- Retired as the winningest goaltender in NHL history with 551 victories...Currently ranks second in that category.
- Is still the winningest playoff goaltender in NHL history with 151 postseason victories.
- Only goaltender in NHL history to win 200 or more games with two different teams
- Four-time Stanley Cup Champion -- two with Montreal (1986, '93) and two with Colorado (1996, '01)
- Only player in NHL history to win three Conn Smythe Trophies as playoff MVP (1986, '93, 2001)
- Three Vezina Trophies (1989, '90, '92)
- Five William Jennings Trophies (1987, '88, '89, '92, '02)
- Selected to NHL All-Star Team on six occasions
 - First Team (1988-89, 1989-90, 1991-92, 2001-02)
 - Second Team (1987-88, 1990-91)
- Participated in 11 All-Star Games
- NHL All-Rookie Team (1985-86)
- First NHL goalie to play in 1,000 games
- Spent parts of 11 seasons with the Montreal Canadiens...Traded to Colorado in December of 1995 and spent parts of eight seasons with the Avalanche



19 JOE SAKIC

SAKIC'S #19 WAS RETIRED BY THE COLORADO AVALANCHE ON OCTOBER 1, 2009

- Won two Stanley Cups (1996, 2001)
- 20 NHL seasons, all with the Colorado Avalanche/Quebec Nordiques
- Team captain for 16 consecutive seasons (17 seasons overall), the second-longest serving captain in NHL history
- 2001 Hart Trophy (league MVP), Lester B. Pearson Award (NHLPA MVP) and Lady Byng Trophy (sportsmanship)
- 1996 Conn Smythe Trophy (playoff MVP)
- NHL First Team All-Star: 2001, 2002, 2004
- Retired as the eighth-highest scorer in NHL history with 1,641 career points
- Ranked 14th all-time in goals (625) and 11th in assists (1,016) at the time of his retirement
- Ranked seventh all-time in both playoff goals (84) and playoff points (188-tied)
- Holds NHL record with eight postseason overtime goals
- Tied for third all-time in playoff game-winning goals (19)
- Franchise leader (regular season and playoffs) in games, goals, assists, points, power-play goals, short-handed goals and game-winning goals
- Selected to 13 NHL All-Star Games, making 12 appearances...MVP of the 2004 All-Star Game
- Holds All-Star Game record for career assists with 16
- Three-time Olympian with Canada (1998, 2002, 2006)...MVP of the 2002 Olympics after lifting Canada to gold medal
- 2007 NHL Foundation Player Award for community service



21 PETER FORSBERG

FORSEBERG'S #21 WAS RETIRED BY THE COLORADO AVALANCHE ON OCTOBER 8, 2011

- Won two Stanley Cups (1996, 2001)
- 2003 Hart Trophy (league MVP)
- 2003 Art Ross Trophy (NHL scoring champion)
- Named to NHL First All-Star Team on three occasions: 1998, 1999, 2003
- 1995 Calder Trophy (NHL rookie of the year)
- 1995 NHL All-Rookie Team
- Selected to seven NHL All-Star Games and participated in five (1996, 1998, 1999, 2001, 2003)
- Ranks 8th all-time in points-per-game (1.25)
- Ranks fifth all-time in assists-per-game (.898). Only Wayne Gretzky (1.320), Mario Lemieux (1.129), Bobby Orr (.982) and Sidney Crosby (.909) averaged more assists-per-game
- 14 NHL seasons, 12 with the Avalanche franchise
- Retired as the fourth-highest scorer in franchise history with 755 points (217g/538a) in 591 games
- Ranks second in franchise playoff history with 159 points (58g/101a) in 140 postseason contests
- Represented Sweden at four Olympics, five World Championships, two World Cups of Hockey and two World Junior Championships
- Helped Sweden capture two Olympic gold medals, 1994 and 2006
- Also won gold at the 1992 and 1998 World Championships

RETIRED NUMBERS — COLORADO AVALANCHE



52 ADAM FOOTE

FOOTE'S #52 WAS RETIRED BY THE COLORADO AVALANCHE ON NOVEMBER 2, 2013

- Won two Stanley Cups (1996, 2001)
- Played 19 seasons in the NHL, 17 of those with the Avalanche/Nordiques franchise
- Appeared in more regular season games (967) and playoff contests (170) than any other defenseman in franchise history
- Is the second-highest scoring defenseman in Avalanche/Nordiques history with 259 points (56g/203a) in 967 games
- Spent two seasons as Colorado's team captain (2009-11)
- Helped the franchise capture an NHL-record nine consecutive division titles from 1995 to 2003
- Was a combined +99 throughout his career...Was +129 in an Avs sweater, the second-highest plus/minus rating in franchise annals behind only Peter Forsberg (+210)
- Selected by Quebec in the second round (22nd overall) of the 1989 Entry Draft
- Represented Canada in three Olympics: 1998, 2002 and 2006
- Helped Canada win the gold medal at the 2002 Winter Olympic Games in Salt Lake City
- Foote also won a gold medal and was named to the All-Tournament Team at the 2004 World Cup of Hockey

PEPSI CENTER RECORDS

GAMES PLAYED

Milan Hejduk	466
Joe Sakic	297
Alex Tanguay	291
Cody McLeod	273
Paul Stastny	267

GOALS

Milan Hejduk	188
Joe Sakic	119
Paul Stastny	90
Alex Tanguay	80
Matt Duchene	63

ASSISTS

Joe Sakic	225
Milan Hejduk	209
Alex Tanguay	168
Paul Stastny	159
Peter Forsberg	125

POINTS

Milan Hejduk	397
Joe Sakic	344
Paul Stastny	249
Alex Tanguay	248
Peter Forsberg	169

PENALTY MINUTES

Cody McLeod	532
Ian Laperriere	299
Scott Parker	294
Adam Foote	274
Milan Hejduk	150

POWER-PLAY GOALS

Milan Hejduk	69
Joe Sakic	39
Paul Stastny	25
Alex Tanguay	20
Rob Blake	19

SHORT-HANDED GOALS

Milan Hejduk	4
Joe Sakic	4
(4) Players Tied	3

GAME-WINNING GOALS

Milan Hejduk	33
Joe Sakic	16
Alex Tanguay	15
Paul Stastny	14
Matt Duchene	12

GAMES BY A GOALTENDER

Patrick Roy	138
Peter Budaj	119
Semyon Varlamov	108
David Aebischer	77
Craig Anderson	58

WINS

Patrick Roy	82
Semyon Varlamov	65
Peter Budaj	54
David Aebischer	42
Craig Anderson	28

SHUTOUTS

Patrick Roy	11
David Aebischer	6
Semyon Varlamov	6
Craig Anderson	5
Peter Budaj	4
Evgeni Nabokov	4

GOALS-AGAINST AVERAGE

MINIMUM 20 GAMES

Patrick Roy	2.01
David Aebischer	2.19
Semyon Varlamov	2.29
Mikha Kiprusoff	2.47
J.S. Giguere	2.58

SAVE PERCENTAGE

MINIMUM 20 GAMES

Semyon Varlamov	.925
Patrick Roy	.922
David Aebischer	.922
Mikha Kiprusoff	.921
J.S. Giguere	.914

A (15)

ADAMS, GREG C.
AEBISCHER, DAVID
AGOZZINO, ANDREW
AITTOKALLO, SAMI
ALBELIN, TOMMY
ANDERSON, CRAIG
ANDERSON, JOHN
ANDERSON, SHAWN
ANDERSSON, NIKLAS
ANDERSSON, PETER
ANDREYCHUK, DAVE
ARNASON, TYLER
ASHTON, BRENT
AUBIN, SERGE
AUBRY, PIERRE

B (43)

BABENKO, YURI
BABYCH, WAYNE
BAILLARGEON, JOEL
BAKER, JAMIE
BARBER, DON
BARNABY, MATTHEW
BARRIE, TYSON
BASSEN, BOB
BATTAGLIA, BATES
BAXTER, PAUL
BELAK, WADE
BELL, BRUCE
BELLE, SHAWN
BENOIT, ANDRE
BERGLUND, BO
BERNIER, SERGE
BERRA, RETO
BERRY, RICK
BILLINGTON, CRAIG
BILODEAU, GILLES
BLAKE, ROB
BOLDUC, MICHEL
BONVIE, DENNIS
BORDELEAU, PATRICK
BOUCHARD, DANIEL
BOUGHNER, BOB
BOURQUE, RAYMOND
BOYCHUK, JOHNNY
BRACKENBURY, CURT
BRENNAN, RICHARD
BRIERE, DANIEL
BRIGLEY, TRAVIS
BRISEBOIS, PATRICE
BROPHEY, EVAN
BROTEN, AARON
BROUSSEAU, PAUL
BROWN, JEFF
BRULE, STEVE
BRUNETTA, MARIO
BRUNETTE, ANDREW
BUCHANAN, JEFF
BUDAJ, PETER
BUTCHER, GARTH

C (22)

CAREY, PAUL
CARKNER, TERRY
CARON, JORDAN
CAVALLINI, GINO
CHARBONNEAU, STEPHANE
CHIPPERFIELD, RON
CIRELLA, JOE
CLACKSON, KIM
CLARK, BRETT
CLARK, WENDEL
CLICHE, MARC-ANDRE
CLOUTIER, JACQUES
CLOUTIER, REAL
CLOUTIER, ROLAND
COHEN, COLBY
CONNOLLY, MIKE
CORBET, RENE
COTE, ALAIN
COTE, ALAIN G.
CROWLEY, TED
CUMSKY, KYLE
CUMMINS, JIM

D (27)

DAVID, RICHARD
DAW, JEFF
DEADMARSH, ADAM
DEBLOIS, LUCIEN
DELOIRME, GILBERT
DENIS, MARC
DERLAGO, BILL
DE VRIES, GREG
DINGMAN, CHRIS
DION, MICHEL
DOBSON, JIM
DOLLAS, BOBBY
DONNELLY, GORD
DOVANAN, SHEAN
DORE, ANDRE
DORE, DANIEL
DOWD, JIM
DOWNIE, STEVE
DOYON, MARIO
DRURY, CHRIS
DUCHENE, MATT
DUCESNE, GAETAN
DUCESNE, STEVE
DUFOR, LUC
DUPONT, ANDRE
DUPUIS, PHILIPPE
DURNO, CHRIS

E (6)

EAGLES, MIKE
ELDEBRINK, ANDERS
ELLIOTT, BRIAN
ELLIOTT, STEFAN
ESAU, LEN
EVERBERG, DENNIS

F (17)

FAIRCHILD, KELLY
FARRISH, DAVE
FINGER, JEFF
FINN, STEVEN
FISSET, STEPHANE
FITCHNER, BOB
FITZGERALD, TOM
FLEISCHMANN, TOMAS
FLEURY, THEOREN
FOGARTY, BRYAN
FOOTE, ADAM
FORD, BRIAN
FORSBERG, PETER
FORTIER, MARC
FRASER, IAIN
FRYCER, MIROSLAV
FTOREK, ROBBIE

G (21)

GALIARDI, T.J.
GARRETT, JOHN
GAUL, MIKE
GAULIN, JEAN-MARC
GAUNCE, CAMERON
GELINAS, MARTIN
GIGUERE, JEAN-SEBASTIEN
GILL, TODD
GILLIS, JERE
GILLIS, PAUL
GORDON, SCOTT
GOSSELIN, MARIO
GOULET, MICHEL
GRAHAME, RON
GRATTON, CHRIS
GRONSTRAND, JARI
GROULX, WAYNE
GUENIN, NATE
GUERARD, STEPHANE
GUITE, BEN
GUSAROV, ALEXEI

H (36)

HAGGLUND, ROGER
HAHL, RIKU
HAMEL, JEAN
HAMILTON, FREDDIE
HANNAN, DAVE
HANNAN, SCOTT
HART, GERRY
HAWORTH, ALAN
HAYDAR, DARREN
HEALEY, PAUL
HEJDA, JAN
HEJDUK, MILAN
HELENUS, SAMI
HENDRICKS, MATT
HENDRICKSON, DARBY
HENSICK, T.J.
HEROUX, YVES
HEXTALL, RON
HICKEY, PAT
HINOTE, DAN
HISHON, JOEY
HISLOP, JAMIE
HLINKA, JAROSLAV
HOGANSON, DALE
HOGOSTA, GORAN
HOLDEN, NICK
HOLOS, JONAS
HOPKINS, DEAN
HOUGH, MIKE
HRKAC, TONY
HUARD, BILL
HUFFMAN, KERRY
HUNTER, DALE
HUNTER, TIM
HUNWICK, MATT
HURLBUT, MIKE

I (1)

IGINLA, JAROME

J (7)

JACKSON, JEFF
JARVI, IIRO
JOHNSON, ERIK
JOHNSON, TERRY
JONES, DAVID
JONES, KEITH
JULIEN, CLAUDE

ROSTER BREAKDOWN

A total of 473 players have appeared in a regular season game for the Avalanche/Nordiques, 431 skaters and 42 goaltenders.

FRANCHISE ALL-TIME ROSTER

K (21)

KAMENSKY, VALERI
KAMINSKI, KEVIN
KARIYA, PAUL
KARPA, DAVID
KASPARATIS, DARIUS
KEANE, MIKE
KIMBLE, DARIN
KLEE, KEN
KLEMM, JON
KOBASEW, CHUCK
KOCI, DAVID
KOLESIK, VITALY
KONOWALCHUK, STEVE
KORDIC, JOHN
KOVALENKO, ANDREI
KRESTANOVICH, JORDAN
KRUPP, UWE
KULAK, STU
KULESHOV, MIKHAIL
KUMPEL, MARK
KURRI, JARI

L (35)

LAAKSONEN, ANTTI
LACOMBE, FRANÇOIS
LACROIX, ERIC
LACROIX, PIERRE
LAFLEUR, GUY
LAFRENIERE, JASON
LAMBERT, DAN
LAMBERT, LANE
LANDESKOG, GABRIEL
LAPERRIERE, IAN
LAPOINTE, CLAUDE
LAPOINTE, RICK
LARIVIERE, GARRY
LARSEN, BRAD
LATTA, DAVID
LAUKKANEN, JANNE
LAWTON, BRIAN
LEDIN, PER
LEDUC, RICHARD
LEE, ED
LEFEBVRE, SYLVAIN
LEGGE, BARRY
LEMIEUX, ALAIN
LEMIEUX, CLAUDE
LEOPOLD, JORDAN
LEROUX, FRANCOIS
LESCHYSHYN, CURTIS
LIFFITON, DAVID
LILES, JOHN-MICHAEL
LINDBERG, CHRIS
LINDSAY, BILL
LINDSTROM, JOAKIM
LOISELLE, CLAUDE
LOOB, PETER
LOW, RON

M (48)

MacDERMID, PAUL
MACIAS, RAY
MacKENZIE, AARON
MacKINNON, NATHAN
MAILHOT, JACQUES
MAJOR, BRUCE
MALARCHUK, CLINT
MALONE, BRAD
MALONE, GREG
MANN, JIMMY
MARCHMENT, BRYAN
MARCINYSZYN, DAVID
MARHA, JOSEF
MAROIS, MARIO
MARTIN, TERRY
MASON, BOB
MASSE, CHRISTIAN
MAULDIN, GREG
MAXWELL, BRAD
MAY, BRAD
McALLISTER, CHRIS
McAMMOND, DEAN
McCLEMENT, JAY
McCORMICK, CODY
McGINN, JAMIE
McKEE, MIKE
McKEGNEY, TONY
MCLEAN, BRETT
McLEOD, CODY
McNEILL, MIKE
McRAE, BASIL
McRAE, KEN
MERCIER, JUSTIN
MESSIER, ERIC
MIDDENDORF, MAX
MILLEN, GREG
MILLER, AARON
MILLER, KIP
MITCHELL, JOHN
MOLLER, RANDY
MOORE, STEVE
MORIN, STEPHANE
MORRIS, DEREK
MUELLER, PETER
MUIR, BRYAN
MURRAY, TROY
MYLNIKOV, SERGEI
MYRVOLD, ANDERS

N (8)

NATYSHAK, MIKE
NEDOROST, VACLAV
NIEMINEN, VILLE
NIKOLUSHIN, ANDREI
NOLAN, OWEN
NORRIS, DWAYNE
NORWOOD, LEE
NYCHOLAT, LAWRENCE

O (9)

OBSUT, JAROSLAV
O'BRIEN, SHANE
O'BYRNE, RYAN
ODGERS, JEFF
OGRODNICK, JOHN
OLVER, MARK
O'NEILL, WES
O'REILLY, RYAN
OZOLINSKIS, SANDIS

P (25)

PADDOCK, JOHN
PAIEMENT, WILF
PALUSHAJ, AARON
PARENTEAU, PA
PARKER, SCOTT
PARROS, GEORGE
PASLAWSKI, GREG
PATRICK, STEVE
PAUL, JEFF
PEARSON, SCOTT
PELTIER, DEREK
PETIT, MICHEL
PICARD, ROBERT
PICKARD, CALVIN
PICHETTE, DAVE
PLANTE, PIERRE
PLASSE, MICHEL
PODDUBNY, WALT
PODEIN, SHJON
PORTER, KEVIN
POUDRIER, DANIEL
PRATT, NOLAN
PREISSING, TOM
PRICE, PAT
PRPIC, JOEL

Q (2)

QUINCEY, KYLE
QUINNEY, KEN

R (20)

RAGLAN, HERB
RAYCROFT, ANDREW
REDMOND, ZACH
REID, DAVE
REINPRECHT, STEVEN
RENDULIC, BORNA
RICCI, MIKE
RICHARD, JACQUES
RICHARD, JEAN-MARC
RICHARDSON, BRAD
ROBERGE, SERGE
ROCHEFORT, NORMAND
ROLSTON, BRIAN
ROUTHIER, JEAN-MARC
ROY, PATRICK
RUCINSKY, MARTIN
RUSSELL, CAM
RYCHEL, WARREN
RYCROFT, MARK
RYMSHA, ANDY

S (59)

SAKIC, JOE
SALEI, RUSLAN
SALO, TOMMY
SANIPASS, EVERETT
SARAUULT, YVES
SARICH, CORY
SAUER, KURT
SAUNDERS, BERNIE
SAUVE, JEAN-FRANCOIS
SAUVE, PHILIPPE
SAVAGE, REGINALD
SAVARD, ANDRE
SCHULTE, PAXTON
SELANNE, TEEMU
SEVICK, JAROSLAV
SEVERNY, BRENT
SEVIGNY, RICHARD
SGARBOSSA, MICHAEL
SHANTZ, JEFF
SHATTENKIRK, KEVIN
SHAUNESSY, SCOTT
SHAW, DAVID
SHEARER, ROB
SHEDDEN, DOUG
SIEMENS, DUNCAN
SILTANEN, RISTO
SIMON, CHRIS
SJODIN, TOMMY
SKOULA, MARTIN
SKRASTINS, KARLIS
SLANEY, JOHN
SLEIGHER, LOUIS
SMALL, DOUG
SMITH, COLIN
SMITH, DAN
SMITH, D.J.
SMITH, WYATT
SMRKE, JOHN
SMYTH, GREG
SMYTH, RYAN
SNOW, GARTH
SOBCHUK, DENNIS
STASTNY, ANTON
STASTNY, MARIAN
STASTNY, PAUL
STASTNY, PETER
STEPHENS, CHARLIE
STEWART, BLAIR
STEWART, CHRIS
STEWART, J.C.
STEWART, PAUL
STENBURG, TREVOR
STOA, RYAN
STOLLERY, KARL
STREET, BEN
STUART, BRAD
SUNDIN, MATS
SUTTER, RON
SVATOS, MAREK

FRANCHISE ALL-TIME ROSTER

T (20)

TABARACCI, RICK
TALBOT, MAXIME
TANGUAY, ALEX
TANGUAY, CHRISTIAN
TANNER, JOHN
TARDIF, MARC
TATARINOV, MIKHAIL
TEBBUTT, GREG
THEODORE, JOSE
THERRIEN, GASTON
THIBAUT, JOCELYN
THOMAS, REGGIE
TJARNQVIST, DANIEL
TONELLI, JOHN
TOOKEY, TIM
TREPANIER, PASCAL
TUCKER, DARCY
TUGNUTT, RON
TURGEON, PIERRE
TWIST, TONY

U (0)

V (12)

VAANANEN, OSSI
VAN BOXMEER, JOHN
VAN DER GULIK, DAVID
VAN DORP, WAYNE
VARLAMOV, SEMYON
VAUTOUR, YVON
VELISCHEK, RANDY
VERMETTE, MARK
VERNACE, MIKE
VINCELETTE, DANIEL
VINCOUR, TOMAS
VRBATA, RADIM

W (14)

WARD, ED
WEIMAN, TYLER
WEIR, WALLY
WENSINK, JOHN
WERENKA, BRAD
WESLEY, BLAKE
WHITE, BRIAN
WILLSIE, BRIAN
WILSON, LONDON
WILSON, RYAN
WINNIK, DANIEL
WOLANIN, CRAIG
WOLSKI, WOJTEK
WORRELL, PETER

X (0)

Y (3)

YELLE, STEPHANE
YIP, BRANDON
YOUNG, SCOTT

Z (2)

ZANON, GREG
ZEMLAK, RICHARD



Jarome Iginla in 2014-15 became the oldest player in franchise history to lead the team in points (37 years, 284 days)

FRANCHISE SWEATER NUMBERS

1

Michel Plasse, 1980-82
John Garrett, 1982-83
Richard Sevigny, 1984-87
Bob Mason, 1988-89
Ron Tugnut, 1989-92
Ron Hextall, 1992-93
Garth Snow, 1994-95
Craig Billington, 1996-99
David Aebischer, 2000-06
Andrew Raycroft, 2008-09
Semyon Varlamov, 2011-15

2

Wally Weir, 1979-84
Daniel Poudrier, 1986-88
Bobby Dollas, 1988-89
Joe Cirella, 1989-90
Greg Smyth, 1990-92
Kerry Huffman, 1992-94
Tommy Sjodin, 1993-94
Sylvain Lefebvre, 1995-99
Bryan Muir, 2001-03
Ken Klea, 2006-07
Wes O'Neill, 2009-10
Nick Holden, 2013-15

3

Aaron Miller, 1996-2001
Pascal Trepanier, 2001-02
Karlis Skrastins, 2003-08
Lawrence Nycholat, 2008-09
Ryan O'Byrne, 2010-13
Karl Stollery, 2013-15

4

Paul Baxter, 1979-80
Kim Clackson, 1980-81
Michel Bolduc, 1982-83
Jean Hamel, 1983-84
John Van Boxmeer, 1983-84
Brad Maxwell, 1984-85
David Shaw, 1985-87
Terry Carkner, 1987-88
Greg Smyth, 1988-90
Mikhail Tatarinov, 1991-93
Mike Hurlbut, 1993-94
Uwe Krupp, 1995-98
Cam Russell, 1998-99
Rob Blake, 2001-06
John-Michael Liles, 2006-11
Greg Zanon, 2012-13
Tyson Barrie, 2013-15

5

Garry Larivere, 1979-81
Normand Rochefort, 1981-88
Jari Gronstrand, 1988-89
Brent Severyn, 1989-90
Wayne Van Dorp, 1990-91
Mikhail Tatarinov, 1991
Alexei Gusarov, 1991-2000
Todd Gill, 2001-02
Brett Clark, 2003-10
David Liffiton, 2010-11
Shawn Belle, 2010-11
Shane O'Brien, 2011-13
Nate Guenin, 2013-15

6

Gerry Hart, 1979-81
Rick Lapointe, 1982-84
Bruce Bell, 1984-85
Gilbert Delorme, 1985-86
Scott Shaunessy, 1986-87
Stephane Guerard, 1987-89
Craig Wolanin, 1989-96
Wade Belak, 1996-98
Chris Dingman, 1998-99
Rick Berry, 2001-02
D.J. Smith, 2002-03
Bob Boughner, 2004-06
Jeff Finger, 2007-08
Derek Peltier, 2009-10
Jonas Holos, 2010-11
Erik Johnson, 2010-15

7

Robbie Ftorek, 1979-80
Ron Chipperfield, 1980-81
David Shaw, 1982-83
Pat Price, 1983-84
Lane Lambert, 1986-89
Curtis Leschyschyn, 1989-96
Pascal Trepanier, 1997-98
Greg de Vries, 1998-2003
Darby Hendrickson, 2004
Johnny Boychuk, 2008
T.J. Hensick, 2009-10
David Van Der Gulik, 2010-12
John Mitchell, 2012-15

8

Marc Tardif, 1979-83
Sandis Ozolinsh, 1995-2000
Teemu Selanne, 2003-04
Wojtek Wolski, 2005-10
Kevin Shattenkirk, 2010-11
Jan Hejda, 2011-15

9

Real Cloutier, 1979-83
Tony McKegney, 1983-85
Brent Ashton, 1984-87
Doug Shedden, 1987
Marc Fortier, 1987-92
Mike Ricci, 1992-98
Brad Larsen, 2000-03
Paul Cariya, 2003-04
Matt Duchene, 2009-15

10

Richard Leduc, 1979-81
Gaston Therrien, 1982-83
Anders Eldebrink, 1982-83
Jimmy Mann, 1983-86
Max Middelndorf, 1986-87
Bill Derlago, 1986-87
Jason Lafreniere, 1987-88
Mark Vermette, 1988-89
Guy Lafleur, 1989-91
Troy Murray, 1995-96
Josef Marha, 1996-98
Warren Rychel, 1997-98
Ville Nieminen, 2001-02
Serge Aubin, 2002-03
Brad May, 2005-07
Wyatt Smith, 2007-08
Kyle Cumiskey, 2009-11
Ben Street, 2014-15

11

Jamie Hislop, 1979-81
Basil McRae, 1981-83
Andre Savard, 1984-85
Mike Eagles, 1985-88
Iiro Jarvi, 1988-90
Owen Nolan, 1990-95
Keith Jones, 1996-98
Chris Dingman, 1999-2001
Darius Kasparaitis, 2002
Jeff Shantz, 2002-03
Andrei Nikolishin, 2003-04
Cody McCormick, 2005-09
Philippe Dupuis, 2009-11
Jamie McGinn, 2011-15

12

Bob Fitchner, 1979-80
John Paddock, 1980-81
Jere Gillis, 1981-82
Louis Sleighter, 1981-84
Wayne Groulx, 1984
Claude Julien, 1984-85
Risto Siltanen, 1985-87
Max Middelndorf, 1987-88
Ken Quinney, 1987-88
Ken McRae, 1988-92
Chris Simon, 1992-96
Shean Donovan, 1997-99
Mike Keane, 2002-03
Brad Richardson, 2005-08
Darren Haydar, 2009-10
Kevin Porter, 2010-12
Chuck Kobasew, 2012-13
Jarome Iginla, 2014-15

13

Mats Sundin 1990-94
Valeri Kamensky, 1995-99
Dan Hinote, 2000-06
Freddie Hamilton, 2014-15

14

Pierre Plante, 1979-80
Bob Fitchner, 1980-81
Pierre Aubry, 1981-84
Luc Dufour, 1984-85
Alain Lemieux, 1984-85
Trevor Stienburg, 1985-87
John Anderson, 1985-86
Jean-Francois Sauve, 1986-87
Gaetan Duchesne, 1987-89
Jean-Marc Routhier, 1989
Tony McKegney, 1989-90
Herb Raglan, 1990-92
Dwayne Norris, 1993-95
Landon Wilson, 1995-96
Dave Hannan, 1996
Christian Matte, 1997-98
Tom Fitzgerald, 1997-98
Theoren Fleury, 1999
Dave Reid, 1999-2001
Ian Laperriere, 2005-09
Tomas Fleischmann, 2010-11
David Van Der Gulik, 2012-14

15

Curt Brackenbury, 1979-80
Miroslav Frycer, 1981-82
Richard David, 1982-83
Jean-Francois Sauve, 1983-86
Jason Lafreniere, 1986-87
Alan Haworth, 1987-88
Dean Hopkins, 1988-89
Darin Kimble, 1989-90
Tony Twist, 1990-94
Bill Huard, 1994-95
Josef Marha, 1995-96
Yves Sarault, 1996-98
Ted Crowley, 1998-99
Mike Gaul, 1998-99
Brian Rolston, 1999-2000
Brad Larsen, 2003-04
Andrew Brunette, 2005-08
Matt Hendricks, 2009-10
PA Parenteau, 2012-14

16

Michel Goulet, 1979-90
Warren Rychel, 1995-96
Jeff Odgers, 1997-98
Warren Rychel, 1998-99
Darcy Tucker, 2008-10
Jay Clement, 2010-12
Cory Sacher, 2013-14
Duncan Siemens, 2014-15

17

Blair Stewart, 1979-80
Pierre Aubry, 1980-81
Pat Hickey, 1981-82
Christian Tanguay, 1981-82
Tim Tookey, 1982-83
Bo Berglund, 1983-84
Mark Kumpel, 1984-86
Basil McRae, 1986-87
Stu Kulak, 1987-88
Trevor Stienburg, 1988-89
Daniel Vincelette, 1989-90
Kevin Kaminski, 1989-90
Brian Lawton, 1989-90
Valeri Kamensky, 1991-93
Chris Lindberg, 1993-94
Wendel Clark, 1994-95
Landon Wilson, 1996-97
Jari Kurri, 1997-98
Christian Matte, 1998-2000
Radim Vrbata, 2001-03
Jim Cummins, 2003-04
Jaroslav Hlinka, 2007-08
Chuck Kobasew, 2011-12
Aaron Palushaj, 2012-13
Steve Downie, 2013-14
Brad Stuart, 2014-15

18

John Smrke, 1979-80
John Wensink, 1980-81
Marian Stastny, 1981-85
Wayne Babych, 1985-86
Greg Malone, 1985-86
Mike Natyshak, 1986
Scott Shaunessy, 1986
Mike Hough, 1986-93
Adam Deadmarsh, 1995-2001
Chris Drury, 2001-02
Alex Tanguay, 2003-06
Brian Willisie, 2008-10
Stephane Yelle, 2009-10
Brandon Yip, 2010-12
Mike Connolly, 2011-12

19 - RETIRED

Alain Cote, 1979-89
Joe Sakic, 1989-2009

20

Terry Martin, 1979-80
Anton Stastny, 1980-89
Claude Loiselle, 1989-91
Mike McNeill, 1991-92
Valeri Kamensky, 1991-92
Bill Lindsay, 1992-93
Rene Corbet, 1995-99
Kelly Fairchild, 2001-02
Bryan Marchment, 2002-03
Cody McCormick, 2003-04
Vitaly Kolesnik, 2005-06
Mark Rycroft, 2006-07
Tom Preissing, 2009-10
Greg Mauldin, 2010-11
Reto Berra, 2013-15

21 - RETIRED

Serge Bernier, 1979-81
Louis Sleigher, 1981-82
Randy Moller, 1982-89
Michel Petit, 1989-90
Jamie Baker, 1989-90
Everett Sanipass, 1990-91
Stephane Charbonneau, 1991-92
John Tonelli, 1991-92
Peter Forsberg, 1995-04, 2008, 2011

22

Reggie Thomas, 1979-80
François Lacombe, 1979-80
John C. Stewart, 1979-80
Bernie Saunders, 1979-80
Gaston Therrien, 1980
Mario Marois, 1980-85
Jeff Brown, 1986-89
Stephane Morin, 1989-90
Shawn Anderson, 1990-91
Scott Pearson, 1991-93
Martin Gelinis, 1993-94
Ron Sutter, 1993-94
Janne Laukkanen, 1994-95
Claude Lemieux, 1995-99
Vaclav Nedorost, 2001-03
Steve Konowalchuk, 2003-06
Scott Hannan, 2007-11
Matt Hunwick, 2011-14
Zach Redmond, 2014-15

23

Roland Cloutier, 1979-80
Dave Farrish, 1979-80
Jacques Richard, 1979-83
Paul Gillis, 1983-91
Greg Paslawski, 1991-92
Paul MacDermid, 1993-95
Brent Severyn, 1996-97
Milan Hejduk, 1998-2013

24

Ron Chipperfield, 1979-80
Gilles Bilodeau, 1979-80
Terry Johnson, 1980-83
Andre Dore, 1983-84
Jean-Marc Gaulin, 1982-85
Robert Picard, 1985-89
Michel Petit, 1989-91
Wayne Van Dorp, 1991-92
Paxton Schulte, 1993-94
Jon Klemm, 1995-2001
Chris McAllister, 2003-04
Chris Gratton, 2003-04
Antti Laaksonen, 2005-07
Ruslan Salei, 2007-10
Tomas Vincour, 2012-13
Marc-Andre Cliche, 2013-15

25

Barry Legge, 1979-80
Bernie Saunders, 1979-80
Pierre Lacroix, 1980-83
Blake Wesley, 1983-85
Steve Patrick, 1985-86
Steven Finn, 1985-86
John Ogrudnick, 1986-87
Richard Zemlak, 1986-87
Jeff Jackson, 1987-90
Stephane Morin, 1990-92
Martin Rucinsky, 1992-95
Mike Keane, 1995-97
Shjon Podelin, 1998-2002
Chris Stewart, 2009-11
Maxime Talbot, 2013-15

26

Pierre Lacroix, 1979-80
Peter Stastny, 1980-90
Stephane Yelle, 1995-2002
John-Michael Liles, 2003-06
Paul Stastny, 2006-14

27

Paul Stewart, 1979-80
Richard David, 1980-82
Wilfrid Paiement, 1982-86
David Latta, 1986-89
Mark Vermette, 1989-90
Jaroslav Sevcik, 1989-90
Randy Velischek, 1990-92
Ron Hextall, 1992-93
Brad Werenka, 1993-94
Christian Matte, 1996-97
Francois Leroux, 1997-98
Scott Parker, 1998-2003
Ossi Vaananen, 2004-07
Scott Parker, 2007-08
Kyle Quincey, 2009-12
Steve Downie, 2011-13

28

Greg Tebbutt, 1979-80
Louis Sleigher, 1979-80
Terry Johnson, 1979-80
Andre Dupont, 1980-83
Gord Donnelly, 1983-84
Ed Lee, 1984-85
Yvon Vautour, 1984-85
Alain Lemieux, 1984-86
Jeff Brown, 1985-86
Tommy Belbin, 1987-89
Jacques Mailhot, 1988-89
Tony Hrkac, 1989-90
Mario Doyon, 1989-90
Aaron Broten, 1990
Jamie Baker, 1990-92
Steve Duchesne, 1992-93
Bob Bassen, 1993-95
Eric Lacroix, 1996-98
Steven Reinprecht, 2001-03
Peter Worrell, 2003-04
Ben Guite, 2006-09
David Koci, 2009-11
Joakim Lindstrom, 2011-12
Paul Carey, 2013-15

29

Goran Hogosta, 1979-80
Dave Pichette, 1980-84
Jim Dobson, 1983-84
Roger Hagglund, 1984-85
Peter Andersson, 1985-86
Yves Heroux, 1986-87
Steven Finn, 1986-95
Eric Messier, 1996-2003
Scott Parker, 2006-07
Daniel Tjarnqvist, 2008-09
Ryan Stoa, 2009-11
Nathan MacKinnon, 2013-15

30

Michel Dion, 1979-81
Clint Malarchuk, 1981-87
Mario Brunetta, 1987-89
Stephane Fiset, 1989-90
Scott Gordon, 1990-91
Marc Denis, 1996-2000
Philippe Sauve, 2003-04
Brian Elliott, 2010-11
Sami Aittokallio, 2012-14

31

Normand Rochefort, 1980-81
Michel Bolduc, 1981-83
Jean-Marc Gaulin, 1985-86
Peter Loob, 1984-85
Mike Hough, 1986-87
Greg Malone, 1986-87
Greg Millen, 1989-90
John Tanner, 1989-90
Stephane Fiset, 1989-92
Valeri Kamensky, 1993-94
Aaron Miller, 1995-96
Peter Budaj, 2005-11
Calvin Pickard, 2014-15

32

Lucien Debois, 1988-90
Jeff Jackson, 1990-91
Jacques Cloutier, 1991-94
Richard Brennan, 1996-97
Jeff Buchanan, 1998-99
Dale Hunter, 1998-99
Riku Hahl, 2002-04
Kevin Porter, 2009-10
Andrew Agozzino, 2014-15

33 - RETIRED

Dale Hoganson, 1979-82
Dennis Sobchuk, 1982-83
Paul Gillis, 1982-83
Mario Gosselin, 1983-89
Daniel Dore, 1989-91
Reginald Savage, 1993-94
Patrick Roy, 1995-2003

34

Lee Norwood, 1980-82
Brian Ford, 1983-84
Claude Julien, 1984-85
Gord Donnelly, 1985-89
Sergei Mylnikov, 1989-90
John Tanner, 1990-92
Kurt Sauer, 2004-08
Aaron MacKenzie, 2009
Daniel Winnik, 2010-12

35

Ron Grahame, 1980-81
Daniel Bouchard, 1981-85
Andy Rymsha, 1991-92
Stephane Fiset, 1992-96
Rick Tabaracci, 1999-2000
Tommy Salo, 2003-04
Tyler Weiman, 2007-08
J.S. Giguere, 2011-14

36

Ken Quinney, 1990-91
Jeff Odgers, 1998-2000
Steve Moore, 2002-04
Colby Cohen, 2010-11
Jonas Holos, 2010-11

FRANCHISE SWEATER NUMBERS

37

Richard Zemlak, 1986-87
John Kordic, 1991-92
Martin Rucinsky, 1991-92
Chris Drury, 1998-2001
Jordan Krestanovich, 2002-04
Dean McAmmond, 2002-03
Dennis Bonvie, 2003-04
T.J. Hensick, 2007-09
Ryan O'Reilly, 2009-12
Colin Smith, 2014-15

38

Robbie Florek, 1980-82
Joël Baillargeon, 1988-89
David Latta, 1990-91
David Marcynishyn, 1991-92
Iain Fraser, 1993-94
Paul Brousseau, 1995-96
Dan Hinote, 1999-2000
Dave Andreychuk, 1999-2000
Charlie Stephens, 2002-03
Matthew Barnaby, 2004
Jim Dowd, 2005-06
Joey Hishon, 2014-15

39

Ken McRae, 1987-88
Serge Roberge, 1990-91
Ville Nieminen, 1992-2001
Jeff Paul, 2002-03
Tyler Arason, 2006-09
T.J. Galiardi, 2009-12

40

Ron Tugnut, 1987-89
Tony Hrkac, 1990-91
Kevin Kaminski, 1991-92
Brad Larsen, 1997-98
Alex Tanguay, 1999-2003
Marek Svatos, 2003-10
Mark Oliver, 2010-13
Alex Tanguay, 2013-15

41

Jean-Marc Richard, 1987-90
Doug Smail, 1991-92
Jocelyn Thibault, 1993-95
Martin Skoula, 2000-04
Mike Vernace, 2008-09
Craig Anderson, 2009-11
Tyson Barrie, 2011-13

42

Bruce Major, 1990-91
Jon Klemm, 1992-94
Chris Stewart, 2008-09
Ray Macias, 2010-11
Brad Malone, 2011-14

43

Bryan Fogarty, 1989-92
Len Esau, 1992-93
Dan Smith, 1998-2000
Jaroslav Obsut, 2001-02
Mikhail Kuleshov, 2003-04
T.J. Galiardi, 2008-09
Justin Mercier, 2009-10
Cameron Gance, 2010-11
Michael Sgarbossa, 2012-13
2014-15

44

Ken Quinney, 1986-88
Mario Marois, 1988-90
John Kordic, 1991-92
Gino Cavallini, 1992-93
Aaron Miller, 1993-94
Serge Aubin, 1998-99
Sami Helenius, 1999-2000
Rob Shearer, 2000-01
Nolan Pratt, 2000-01
Bates Battaglia, 2003-04
Jordan Leopold, 2006-09
Ryan Wilson, 2009-15

45

Mark Vermette, 1990-92
Mike McKee, 1993-94
Rick Berry, 2000-01
Jeff Daw, 2001-02
Steve Brule, 2002-03
Chris Durno, 2008-10
Dennis Everberg, 2014-15

46

Curtis Leschyshyn, 1988-89
Niklas Andersson, 1992-93
Yuri Babenko, 2000-01
Stefan Elliott, 2011-15

47

Claude Lapointe, 1990-95
Ray Macias, 2008-09
Evan Brophey, 2011-12

48

Max Middendorf, 1987-90
Scott Young, 1992-97
Kyle Cumiskey, 2006-09
Matt Hunwick, 2010-11
Daniel Briere, 2014-15

49

Kip Miller, 1991-92
Serge Aubin, 1999-2000

50

Dan Lambert, 1990-92
Brian Willsie, 2000-2003
Derek Peltier, 2008-09

51

Andrei Kovalenko, 1992-95

52 - RETIRED

Adam Foote, 1991-2004,
2008-11

53

Jamie Baker, 1989-90
Bill Lindsay, 1992-93
Derek Morris, 2002-04
Brett McLean, 2005-07
Matt Hendricks, 2008-09

54

Ed Ward, 1993-94
David Jones, 2007-13

55

Rene Corbet, 1993-94
Garth Butcher, 1993-94
Anders Myrvold, 1995-96
Martin Skoula, 1999-2000
Cody McLeod, 2007-15

57

George Parros, 2006-07

58

Mario Doyon, 1990-91
Patrick Bordeleau, 2012-15

59

Dave Karpa, 1992-95
Brian White, 1998-99
Philippe Dupuis, 2008-09
Brandon Yip, 2009-10

60

Andy Rymsha, 1991-92
Don Barber, 1991-92
Travis Brigley, 2003-04
Jose Theodore, 2005-08

61

Andre Benoit, 2013-14

62

Paul Stastny, 2006-07
Wes O'Neill, 2008-09

63

Joel Prpic, 2000-01

65

Tim Hunter, 1992-93

71

Patrice Brisebois, 2005-07
Borna Rendulic, 2014-15

73

Alain Cote, 1993-94

75

Walt Poddubny, 1988-89

77 - RETIRED

Raymond Bourque, 2000-01

81

Tomas Vincour, 2014-15

87

Pierre Turgeon, 2005-07

88

Joe Sakic, 1988-89
Owen Nolan, 1990-91
Peter Mueller, 2009-12

90

Ryan O'Reilly, 2012-15

92

Gabriel Landeskog, 2011-15

94

Ryan Smyth, 2007-09

97

Per Ledin, 2008-09

RD	PLAYER	CHOICE	TEAM	RD	PLAYER	CHOICE	TEAM
1979				1985			
1.	Michel Goulet, LW	20	Birmingham (WHA)	1.	David Latta, LW	15	Kitchener (OHL)
2.	Dale Hunter, C	41	Sudbury (OHL)	2.	Jason Lafreniere, C	36	Hamilton (OHL)
3.	Lee Norwood, D	62	Oshawa (OHL)	3.	Max Middendorf, RW	57	Sudbury (OHL)
4.	Anton Stastny, LW	83	Slovak Bratislava (CZECH.)	4.	Peter Massey, LW	65	New Hampton (CIAU)
5.	Pierre Lacroix, D	104	Trois Rivières (QMJHL)	4.	Dave Espe, D	78	White Bear Lake (USHS)
6.	Scott McGeown, D	125	Toronto (OHL)	5.	Bruce Major, C	99	Richmond Jr. A
1980				6.	Andy Akervik, C	120	Eau Claire Memorial (USHS)
2.	Normand Rochefort, D	24	Quebec (QMJHL)	7.	Mike Oliverio, C	141	Sault Ste-Marie (OHL)
4.	Jay Miller, LW	66	Univ. of New Hamp. (H.E.)	8.	Mario Brunetta, G	162	Quebec (QMJHL)
5.	Basil McRae, LW	87	London (OHL)	9.	Brit Peer, RW	183	Sault Ste-Marie (OHL)
6.	Mark Kumpel, RW	108	Univ. of Mass Lowell (H.E.)	10.	Tom Sasso, C	204	Babson College (IND.)
7.	Gaston Therrien, D	129	Quebec (QMJHL)	11.	Gary Murphy, D	225	Arlington (USHS)
8.	Michel Bolduc, D	150	Chicoutimi (QMJHL)	12.	Jean Bois, LW	246	Trois Rivières (QMJHL)
9.	Christian Tanguay, RW	171	Trois Rivières (QMJHL)	1986			
10.	William Robinson, D	192	Boxborough - Mass. (USHS)	1.	Ken McRae, C	18	Sudbury (OHL)
1981				2.	Jean-Marc Routhier, RW	39	Hull (QMJHL)
1.	Randy Moller, D	11	Lethbridge (WHL)	2.	Stephane Guerard, D	41	Shawinigan (QMJHL)
3.	Jean-Marc Gaulin, RW	53	Sorel (QMJHL)	4.	Ron Tugnut, G	81	Peterborough (OHL)
4.	Clint Malarchuk, G	74	Portland (WHL)	5.	Gerald Bzdel, D	102	Regina (WHL)
5.	Ed Lee, RW	95	Princeton Univ. (ECAC)	6.	Scott White, D	117	Mich. Tech Univ. (WCHA)
6.	Mike Eagles, C	116	Kitchener (OHL)	6.	Morgan Samuelsson, F	123	Boden (SWEDEN)
8.	Andre Cote, RW	158	Quebec (QMJHL)	7.	Mark Vermette, RW	134	Lake Superior State (CCHA)
9.	Marc Brisebois, RW	179	Sorel (QMJHL)	7.	Jean-Francois Nault, C	144	Granby (QMJHL)
10.	Karri Takko, G	200	Assat (FINLAND)	8.	Keith Miller, LW	165	Guelph (OHL)
1982				9.	Pierre Millier, D	186	Chicoutimi (QMJHL)
1.	David Shaw, D	13	Kitchener (OHL)	10.	Chris Lappin, D	207	Canterbury (USHS)
2.	Paul Gillis, C	34	Niagara Falls (OHL)	11.	Martin Latreille, D	228	Laval Titans (QMJHL)
3.	Mario Gosselin, G	55	Shawinigan (QMJHL)	12.	Sean Boudreau, F	249	Mount St. Charles (USHS)
4.	Jiri Lala, RW	76	Dukla Jihlava (CZECH.)	1987			
5.	Phil Stanger, LW	97	Seattle (WHL)	1.	Bryan Fogarty, D	9	Kingston (OHL)
7.	Daniel Poudrier, D	131	Shawinigan (QMJHL)	1.	Joe Sakic, C	15	Swift Current (WHL)
9.	Mike Hough, LW	181	Kitchener (OHL)	3.	Jim Sprott, D	51	London (OHL)
10.	Vincent Luka, LW	202	Dukla Jihlava (CZECH.)	4.	Kip Miller, C	72	Michigan State U (CCHA)
11.	Andre Martin, D	223	Montreal (QMJHL)	5.	Rob Mendel, D	93	Univ. of Wisconsin (WCHA)
12.	Jozef Lukac, C	244	Kosice (CZECH.)	6.	Garth Snow, G	114	Mount St. Charles (USHS)
12.	Jan Jasko, LW	248	Slovak Bratislava (CZECH.)	6.	Tim Hanus, LW	135	Minnetonka (USHS)
1983				8.	Jake Enebak, LW	156	Northfield Prep (USHS)
2.	Yves Heroux, RW	32	Chicoutimi (QMJHL)	9.	Jaroslav Sevcik, LW	177	Zetor Brno (CZECH.)
3.	Bruce Bell, D	53	Windsor (OHL)	9.	Ladislav Tressl, C	183	Zetor Brno (CZECH.)
3.	Iiro Jarvi, RW	55	IFK Helsinki (FINLAND)	10.	Darren Nauss, RW	198	North Battleford (USHS)
5.	Luc Guenette, G	95	Quebec (QMJHL)	11.	Mike Williams, G	219	Ferris State Univ. (CCHA)
6.	Brad Walcott, D	116	Kingston (OHL)	1988			
7.	Craig Mack, D	137	East Grand Forks (USHS)	1.	Curtis Leschyshyn, D	3	Saskatoon (WHL)
8.	Tommy Albelin, D	158	Djurgardens (SWEDEN)	1.	Daniel Dore, RW	5	Drummondville (QMJHL)
9.	Wayne Groulx, C	179	Sault Ste-Marie (OHL)	2.	Stephane Fiset, G	24	Victoriaville (QMJHL)
10.	Scott Shaunessy, D	200	St. John's Prep (USHS)	3.	Petri Aaltonen, C	45	IFK Helsinki (FINLAND)
12.	Bo Berglund, RW	242	Djurgardens (SWEDEN)	4.	Darin Kimble, RW	66	Prince Albert (WHL)
12.	Jindrich Kokrment, C	249	Czechoslovakia Nat'l Team	5.	Stephane Venne, D	87	Univ. of Vermont (ECAC)
1984				6.	Ed Ward, RW	108	Northern Mich. Univ. (WCHA)
1.	Trevor Stienburg, RW	15	Guelph (OHL)	7.	Valeri Kamensky, LW	129	CSKA Moscow (RUSSIA)
2.	Jeff Brown, D	36	Sudbury (OHL)	8.	Sakari Lindfors, G	150	IFK Helsinki (FINLAND)
3.	Steven Finn, D	57	Laval (QMJHL)	9.	Dan Wiebe, LW	171	Univ. of Alberta (CIAU)
4.	Terry Perkins, RW	78	Portland (WHL)	11.	Alexei Gusarov, D	213	CSKA Moscow (RUSSIA)
6.	Darren Cota, RW	120	Kelowna (WHL)	12.	Claude Lapointe, C	234	Laval (QMJHL)
7.	Henrik Cedergren, RW	141	Brynäs (SWEDEN)	1989			
8.	Jyrki Maki, D	162	St. Paul Smiley (USHS)	1.	Mats Sundin, RW	1	Nacka (SWEDEN)
9.	Guy Ouellette, C	183	Quebec (QMJHL)	2.	Adam Foote, D	22	Sault Ste-Marie (OHL)
10.	Ken Quinney, RW	203	Calgary (WHL)	3.	Stephane Morin, C	43	Chicoutimi (QMJHL)
12.	Peter Loob, D	244	Sodertälje (SWEDEN)	3.	John Tanner, G	54	Peterborough (OHL)
				4.	Niklas Andersson, LW	68	Frolunda (SWEDEN)
				5.	Eric Dubois, D	76	Laval (QMJHL)
				5.	Kevin Kaiser, LW	85	Univ. of Minn. Duluth (WCHA)
				6.	Dan Lambert, D	106	Swift Current (WHL)
				7.	Sergei Mylnikov, G	127	Traktor Chel. (RUSSIA)
				8.	Paul Krake, G	148	Univ. of Alaska-Anch. (WCHA)
				9.	Vlacheslav Bykov, C	169	CSKA Moscow (RUSSIA)
				10.	Andrei Khomutov, RW	190	CSKA Moscow (RUSSIA)
				11.	Byron Witkowski, LW	211	Nipawin Tier II, Jr. A
				12.	Noel Rahn, C	232	Edina (USHS)

AMATEUR DRAFT PICKS

RD	PLAYER	CHOICE	TEAM	RD	PLAYER	CHOICE	TEAM
1990				1995			
1.	Owen Nolan, RW	1	Cornwall (OHL)	1.	Marc Denis, G	25	Chicoutimi (QMJHL)
2.	Ryan Hughes, C	22	Cornell University (ECAC)	2.	Nic Beaudoin, LW	51	Detroit (OHL)
3.	Bradley Zavisha, LW	43	Seattle (WHL)	3.	John Tripp, RW	77	Oshawa (OHL)
6.	Jeff Parrott, D	106	Minnesota-Duluth (WCHA)	4.	Tomi Kalio, LW	81	Kiekko-67 (FINLAND)
7.	Dwayne Norris, RW	127	Michigan State (CCHA)	5.	Brent Johnson, G	129	Owen Sound (OHL)
8.	Andrei Kovalenko, RW	148	CSKA Moscow (RUSSIA)	6.	John Cirjak, RW	155	Spokane (WHL)
8.	Alexander Karpovtsev, D	158	Dynamo Moscow (RUSSIA)	7.	Dan Smith, D	181	Univ. of British Columbia (CIAU)
9.	Pat Mazzoli, G	169	Humboldt Tier II, Jr. A	8.	Tomi Hirvonen, C	207	Iives Tampere (FINLAND)
10.	Scott Davis, D	190	Univ. of Manitoba (CIAU)	9.	Chris George, RW	228	Sarnia (OHL)
11.	Mika Stromberg, D	211	Jokerit (FINLAND)	1996			
12.	Wade Klippenstein, LW	232	Alaska-Fairbanks (CCHA)	1.	Peter Ratchuk, D	25	Shattuck St. Mary's (USHS)
1991				2.	Yuri Babenko, C	51	Krylja Sovetov (RUSSIA)
1.	Eric Lindros, C	1	Oshawa (OHL)	3.	Mark Parrish, LW	79	St. Cloud State Univ. (WCHA)
2.	Rene Corbet, LW	24	Drummondville (QMJHL)	4.	Ben Storey, D	98	Harvard Univ. (ECAC)
3.	Richard Brennan, D	46	Tabor Academy (USHS)	4.	Randy Petruk, G	107	Kamloops (WHL)
4.	Dave Karp, D	68	Ferris State (CCHA)	5.	Luke Curtin, LW	134	Kelowna (WHL)
5.	Patrick Labrecque, G	90	St-Jean (QMJHL)	6.	Brian Willsie, RW	146	Guelph (OHL)
5.	Bill Lindsay, LW	103	Tri-City (WHL)	6.	Kai Fischer, G	160	Dusseldorf (GERMANY)
7.	Mikael Johansson, C	134	Djurgardens (SWEDEN)	7.	Dan Hinote, RW	167	Army (IND.)
8.	Janne Laukkanen, D	156	Reipas (FINLAND)	7.	Samuel Pahlsson, C	176	MoDo (SWEDEN)
8.	Aaron Asp, C	157	Ferris State (CCHA)	7.	Roman Pylner, C	188	Litvinov (CZECH.)
9.	Adam Bartell, D	178	Niagara, Jr. A	8.	Matthew Scorsune, D	214	Hotchkiss (USHS)
9.	Brent Brekke, D	188	Western Michigan (CCHA)	9.	Justin Clark, RW	240	Univ. of Mich. (CCHA)
10.	Paul Koch, D	200	Omaha (USHL)	1997			
11.	Doug Friedman, LW	222	Boston University (H.E.)	1.	Kevin Grimes, D	26	Kingston (OHL)
12.	Eric Meloche, RW	244	Drummondville (QMJHL)	2.	Graham Belak, D	53	Edmonton (WHL)
1992				3.	Rick Berry, D	55	Seattle (WHL)
1.	Todd Warriner, LW	4	Windsor (OHL)	3.	Ville Nieminen, RW	78	Tappara Tampere (FINLAND)
2.	Paul Brousseau, RW	28	Hull (QMJHL)	4.	Brad Larsen, LW	87	Swift Current (WHL)
2.	Tomas Gronman, D	29	Tacoma (WHL)	5.	Aaron Miskovich, RW	133	Green Bay (USHL)
3.	Emmanuel Fernandez, G	52	Laval (QMJHL)	6.	David Aebischer, G	161	Fribourg (SWITZERLAND)
4.	Ian McIntyre, C	76	Beaumont (QMJHL)	8.	Doug Schmidt, D	217	Waterloo (USHL)
5.	Charlie Wasley, D	100	St. Paul, Jr. A	9.	Kyle Kidney, LW	243	Salisbury (USHS)
6.	Paxton Schulte, LW	124	Spokane (WHL)	9.	Stephen Lafleur, D	245	Belleville (OHL)
7.	Martin Lepage, D	148	Hull (QMJHL)	1998			
8.	Mike Jickling, C	172	Spokane (WHL)	1.	Alex Tanguay, C	12	Halifax (QMJHL)
9.	Steve Passmore, G	196	Victoria (WHL)	1.	Martin Skoula, D	17	Barrie (OHL)
10.	Anson Carter, C	220	Wexford, Jr. A	1.	Robyn Regehr, D	19	Kamloops (WHL)
11.	Aaron Ellis, G	244	Culver Military Acad. (USHS)	1.	Scott Parker, RW	20	Kelowna (WHL)
1993				2.	Ramzi Abid, LW	28	Chicoutimi (QMJHL)
1.	Jocelyn Thibault, G	10	Sherbrooke (QMJHL)	2.	Philippe Sauve, G	38	Rimouski (QMJHL)
1.	Adam Deadmarsh, C	14	Portland (WHL)	2.	Steve Moore, C	53	Harvard (ECAC)
2.	Ashley Buckberger, RW	49	Swift Current (WHL)	3.	Evgeny Lazarev, LW	79	Kitchener Jr. B (OJHL)
3.	William Pierce, C	75	Lawrence Academy (USHS)	5.	K.C. Timmons, LW	141	Tri City (WHL)
4.	Ryan Tocher, D	101	Niagara Falls (OHL)	6.	Alexander Ryazantsev, D	167	Victoriaville (QMJHL)
5.	Anders Myrvold, D	127	Färjestad Karlstad (SWEDEN)	1999			
6.	Nicholas Checoco, C	137	Bloom. Jefferson (USHS)	1.	Mikhail Kuleshov, LW	25	Cherepovets (RUSSIA)
6.	Christian Matte, RW	153	Granby (QMJHL)	2.	Martin Grenier, D	45	Quebec (QMJHL)
7.	David Ling, RW	179	Kingston (OHL)	3.	Branko Radivojevic, RW	93	Belleville (OHL)
8.	Petr Franek, G	205	Litvinov (RUSSIA)	4.	Sanny Lindstrom, D	112	Huddinge (SWEDEN)
9.	Vincent Auger, C	231	Hawkesbury, Jr. A	4.	Kristian Kovac, RW	122	Kosice (SLOVAKIA)
10.	Mark Pivetz, D	257	Saskatoon, Jr. A	5.	William Magnuson, D	142	Lake Superior (CCHA)
11.	John Hillman, C	283	St. Paul, Jr. A	5.	Jordan Krestanovich, LW	152	Calgary (WHL)
1994				6.	Anders Lovdahl, C	158	HV 71 (SWEDEN)
1.	Wade Belak, D	12	Saskatoon (WHL)	7.	Riku Hahl, C	183	Hameenlinna (FINLAND)
1.	Jeffrey Kealty, D	22	Catholic Memorial (USHS)	7.	Radim Vrbata, RW	212	Hull (QMJHL)
2.	Josef Marha, C	35	Dukla Jihlava (CZECH.)	8.	Jeff Finger, D	240	Green Bay (USHL)
3.	Sebastien Bety, D	61	Drummondville (QMJHL)	2000			
3.	Chris Drury, C	72	Fairfield Prep (USHS)	1.	Vaclav Nedorost, C	14	Budejovice (Czech Republic)
4.	Milan Hedjuk, RW	87	Paraboo (CZECH.)	2.	Jared Aulin, C	47	Kamloops (WHL)
5.	Tony Tuzzolino, RW	113	Michigan State (CCHA)	2.	Sergei Soin, C	50	Krylja Sovetov (Russia)
6.	Nicholas Windsor, D	139	Cornwall, Tier II	2.	Argis Savieels, D	63	Owen Sound (OHL)
7.	Calvin Elfring, D	165	Powell River, Tier II	3.	Kurt Sauer, D	88	Spokane (WHL)
8.	Jay Bertsch, RW	191	Spokane (WHL)	3.	Sergei Klyazmin, LW	92	Tver (Russia)
9.	Tim Thomas, G	217	Univ. of Vermont (ECAC)	4.	Brian Fahey, D	119	Wisconsin (WCHA)
10.	Chris Pittman, LW	243	Kitchener (OHL)	5.	John-Michael Liles, D	159	Michigan State (CCHA)
11.	Steven Low, D	285	Sherbrooke (QMJHL)	6.	Chris Bahen, D	189	Clarkson (ECAC)
				7.	Aaron Molnar, G	221	London (OHL)
				8.	Darryl Bootland, RW	252	Toronto St. Michael's (OHL)
				9.	Sean Kotary, C	266	Northwood Prep (USHS)
				9.	Blake Ward, G	285	Tri-City (WHL)

RD	PLAYER	CHOICE	TEAM	RD	PLAYER	CHOICE	TEAM
2001				2008			
2.	Peter Budaj, G	63	Toronto St. Michael's (OHL)	2.	Cameron Gaunce, D	50	Miss. St. Michael's (OHL)
3.	Danny Bois, RW	97	London (OHL)	2.	Peter Delmas, G	61	Lewiston (QMJHL)
4.	Colt King, LW	130	Guelph (OHL)	4.	Kelsey Tessier, C	110	Quebec (QMJHL)
5.	Frantisek Skladany, LW	143	Boston Univ. (H-East)	5.	Mark Olver, C	140	Northern Mich. U. (CCHA)
5.	Cody McCormick, C/W	144	Belleville (OHL)	6.	Joel Chouinard, D	167	Victoriaville (QMJHL)
5.	Mikko Viitanen, D	149	Ahramat (Fin. D.1)	6.	Jonas Holos, D	170	Sarpsborg (Norway)
5.	Pierre-Luc Emond, C	165	Drummondville (QMJHL)	7.	Nathan Condon, C	200	Wausau (Wisc.) H.S.
6.	Scott Horvath, RW	184	Mass-Amherst (H-East)	2009			
6.	Charlie Stevens, C/RW	196	Guelph (OHL)	1.	Matt Duchene, C	3	Brampton (OHL)
7.	Marek Svatos, RW	227	Kootenay (WHL)	2.	Ryan O'Reilly, C	33	Erie (OHL)
2002				2.	Stefan Elliott, D	49	Saskatoon (WHL)
1.	Jonas Johansson, W	28	HV71 (SWEDEN)	3.	Tyson Barrie, D	64	Kelowna (WHL)
2.	Johnny Boychuk, D	61	Calgary (WHL)	5.	Kieran Millan, G	124	Boston Univ. (Hockey East)
3.	Eric Lundberg, D	94	Providence College (H-East)	6.	Brandon Maxwell, G	154	U.S. Nat'l U-18 (USA)
4.	Mikko Kalteva, D	107	Jokerit Jr. (FINLAND)	7.	Gus Young, D	184	Nobles (Mass.) H.S.
4.	Tom Gilbert, D	129	Chicago (USHL)	2010			
5.	Tyler Weiman, G	164	Tri-City (WHL)	1.	Joey Hishon, C	17	Owen Sound (OHL)
6.	Taylor Christie, D	195	Bowling Green (CCHA)	2.	Calvin Pickard, G	49	Seattle (WHL)
7.	Ryan Steeves, C/W	227	Yale University (ECAC)	3.	Michael Bournival, LW	71	Shawinigan (QMJHL)
8.	Sergei Shemetov, W	258	Yaroslavl (Russia)	4.	Stephen Silas, D	95	Belleville (OHL)
9.	Sean Collins, LW	289	Univ. of New Hamp (H-East)	4.	Sami Aittokallio, G	107	Ives Jr. (Finland Jr.)
2003				5.	Troy Rutkowski, D	137	Portland (WHL)
2.	David Liffiton, D	63	Plymouth (OHL)	5.	Luke Walker, RW	139	Portland (WHL)
4.	David Svagrovsky, RW	131	Seattle (WHL)	7.	Luke Moffatt, C	197	U.S. Nat'l U-18 (USA)
5.	Mark McCutcheon, C	146	New England (EJHL)	2011			
5.	Brad Richardson, C	163	Owen Sound (OHL)	1.	Gabriel Landeskog, LW	2	Kitchener (OHL)
7.	Linus Videll, LW	204	Sodertalje Jr. (SWEDEN)	1.	Duncan Siemens, D	11	Saskatoon (WHL)
7.	Brett Hemingway, LW	225	Coquitlam (BCHL)	4.	Joachim Nermark, C	93	Linköping Jr. (Sweden)
8.	Darryl Yacobski, D	257	Regina (WHL)	5.	Garrett Meurs, C	123	Plymouth (OHL)
9.	David Jones, RW	288	Coquitlam (BCHL)	6.	Gabriel Beaupre, D	153	Val-d'Or (QMJHL)
2004				7.	Dillon Donnelly, D	183	Shawinigan (QMJHL)
1.	Wojtek Wolski, LW	21	Brampton (OHL)	2012			
2.	Victor Oreskovich, RW	55	Green Bay (USHL)	2.	Mitchell Heard, C	41	Plymouth (OHL)
3.	Denis Parshin, RW	72	CSKA 2 (RUSSIA)	3.	Troy Bourke, LW	72	Prince George (WHL)
5.	R. Dement-Willamaue, D	154	Frolunda Jr. (SWEDEN)	5.	Michael Clarke, C	132	Windsor (OHL)
6.	Derek Peltier, D	184	Cedar Rapids (USHL)	6.	Joseph Blandisi, C/RW	162	Owen Sound (OHL)
7.	Ian Kesenich, G	215	Cleveland (NAHL)	7.	Colin Smith, C	192	Kamloops (WHL)
8.	Brandon Yip, RW	239	Coquitlam (BCHL)	2013			
8.	J.D. Corbin, LW	249	Univ. of Denver (WCHA)	1.	Nathan MacKinnon, C	1	Halifax (QMJHL)
9.	Stephen McClellan, D	281	Catholic Memorial (USHSE)	2.	Chris Bigras, D	32	Owen Sound (OHL)
2005				3.	Spencer Martin, G	63	Mississauga (OHL)
2.	Ryan Stoa, C	34	U.S. Nat'l U-18 (USA)	4.	Mason Geertsen, D	93	Vancouver (WHL)
2.	Paul Stastry, C	44	Univ. of Denver (WCHA)	5.	Will Butcher, D	123	U.S. Nat'l U-18 (USA)
2.	Tom Fritsche, LW	47	Ohio State Univ. (CCHA)	6.	Ben Storm, D	153	Muskegon (USHL)
2.	Chris Durand, C	52	Seattle (WHL)	7.	Wilhelm Westlund, D	183	Farjestad (Sweden)
3.	T.J. Hensick, C	88	Univ. of Michigan (CCHA)	2014			
4.	Ray Macias, D	124	Kamloops (WHL)	1.	Conner Bleackley, C	23	Red Deer (WHL)
6.	Jason Lynch, D	166	Spokane (WHL)	3.	Kyle Wood, D	84	North Bay (OHL)
6.	Justin Mercier, C/W	168	U.S. Nat'l U-18 (USA)	4.	Nicholas Magyar, RW	93	Kitchener (OHL)
7.	Kyle Cumiskey, D	222	Kelowna (WHL)	4.	Alexis Pepin, LW	114	Gatineau (QMJHL)
2006				5.	Anton Lindholm, D	144	Skillfetta (Sweden)
1.	Chris Stewart, RW	18	Kingston (OHL)	6.	Maximilian Papkovich, G	174	Slovakia U18 (Slovakia)
2.	Nigel Williams, D	51	U.S. Nat'l U-18 (USA)	7.	Julien Nantel, LW/C	204	Rouyn-Noranda (QMJHL)
2.	Codey Burki, C	59	Brandon (WHL)	2015			
3.	Michael Carman, C	81	U.S. Nat'l U-18 (USA)	1.	Mikko Rantanen, RW	10	TPS (Finland)
4.	Kevin Montgomery, D	110	U.S. Nat'l U-18 (USA)	2.	A.J. Greer, LW	39	Boston Univ. (Hockey East)
7.	Billy Sauer, G	201	Univ. of Michigan (CCHA)	2.	Nicolas Meloche, D	40	Baie-Comeau (QMJHL)
2007				3.	J.C. Beaudin, C	71	Rouyn-Noranda (QMJHL)
1.	Kevin Shattenkirk, D	14	U.S. Nat'l U-18 (USA)	4.	Andrei Mironov, D	101	Dynamo Moscow (Russia)
2.	Colby Cohen, D	45	Lincoln (USHL)	6.	Sergei Boikov, D	161	Drummondville (QMJHL)
2.	Trevor Cann, G	49	Peterborough (OHL)	7.	Gustav Olhaver, C	191	Rogle Jr. (Sweden)
2.	T.J. Gallardi, LW	55	Dartmouth (ECAC)				
4.	Brad Malone, C	105	Sioux Falls (USHL)				
4.	Kent Patterson, G	113	Cedar Rapids (USHL)				
5.	Paul Carey, C	135	Salisbury CT High (USHS)				
5.	Jens Hellgren, D	155	Frolunda Jr. (Sweden)				
7.	Johan Alcen, W	195	Brynäs (Sweden)				

YEAR-BY-YEAR PLAYER STATISTICS

1979-80 QUEBEC NORDIQUES

25-44-11, 61 points, 5th Adams Div.



PLAYER	GP	G	A	PTS	PIM
Real Cloutier	67	42	47	89	12
Marc Tardif	58	33	35	68	30
Michel Goulet	77	22	32	54	48
Robbie Ftorek	52	18	33	51	28
Richard Leduc	75	21	27	48	49
Ron Chipperfield	(QJH)	12	4	4	8
	(EDM)	67	18	19	37
	(NHL)	79	22	23	45
Dale Hoganson	77	4	36	40	31
Jamie Hislop	80	19	20	39	6
Bob Fitchner	70	11	20	31	59
Pierre Lacroix	76	9	21	30	45
Gerry Hart	71	3	23	26	59
Serge Bernier	32	8	14	22	31
Garry Lariviere	75	2	19	21	56
Paul Baxter	61	7	13	20	145
Pierre Plante	69	4	14	18	68
Alain Cote	41	5	11	16	13
Reggie Thomas	39	9	7	16	6

PLAYER	GP	G	A	PTS	PIM
Jacques Richard	14	3	12	15	4
Wally Weir	73	3	12	15	133
Blair Stewart	30	8	6	14	15
Curt Brackenbury	63	6	8	14	55
John Smrke	30	3	5	8	2
Roland Cloutier	14	2	3	5	2
Barry Legge	31	0	3	3	8
Ron Low	15	0	2	2	0
Paul Stewart	20	2	0	2	74
Louis Sleighter	2	0	1	1	0
Greg Tebbutt	2	0	1	1	4
Gilles Bilodeau	9	0	1	1	25
John C. Stewart	2	0	0	0	0
Terry Johnson	3	0	0	0	2
Terry Martin	3	0	0	0	0
Francois Lacombe	3	0	0	0	2
David Farrish	4	0	0	0	0
Bernie Saunders	4	0	0	0	0
Richard David	10	0	0	0	2

GOALIE	GP	MNS	GA	SO	GAA	W-L-T
Michel Dion	50	2773	171	2	3.70	15-25-6
Ron Low	15	828	51	0	3.70	5-7-2

GOALIE	GP	MNS	GA	SO	GAA	W-L-T
Goran Hogosta	21	1199	83	1	4.15	5-12-3

1980-81 QUEBEC NORDIQUES

30-32-18, 78 points, 4th Adams Div.



PLAYER	GP	G	A	PTS	PIM
Peter Stastny	77	39	70	109	37
Jacques Richard	78	52	51	103	39
Anton Stastny	80	39	46	85	12
Robbie Ftorek	76	24	49	73	105
Michel Goulet	76	32	39	71	45
Dale Hunter	80	19	44	63	226
Marc Tardif	63	23	31	54	35
Jamie Hislop	50	19	22	41	15
Pierre Lacroix	61	5	34	39	54
Real Cloutier	34	15	16	31	18
Alain Cote	51	8	18	26	64
Mario Marois	(QJH)	11	0	7	20
	(VAN)	50	4	12	16
	(NYR)	69	1	2	3
	(NHL)	88	5	21	26
David Pichette	46	4	16	20	183
Dale Hoganson	61	3	14	17	32
Garry Lariviere	52	3	13	16	50
Wally Weir	54	6	8	14	77

PLAYER	GP	G	A	PTS	PIM
Andre Dupont	63	5	8	13	93
Richard Leduc	29	3	7	10	6
Normand Rochefort	56	3	7	10	51
John Wensink	63	6	3	9	124
John Paddock	32	2	5	7	25
Kim Clackson	61	0	5	5	204
Daniel Bouchard	(QJH)	29	0	0	4
	(CNY)	14	0	4	6
	(NHL)	43	0	4	10
Lee Norwood	11	1	1	2	9
Bob Fitchner	8	1	0	1	0
Gaston Therrien	14	0	7	7	6
Ron Chipperfield	4	0	1	1	2
Bernie Saunders	6	0	1	1	8
Terry Johnson	13	0	1	1	46
Michel Plasse	33	0	1	1	0
Pierre Aubry	1	0	0	0	0
Gerry Hart	6	0	0	0	10

GOALIE	GP	MNS	GA	SO	GAA	W-L-T
Michel Plasse	33	1933	118	0	3.66	10-14-9
Michel Dion	12	688	61	0	5.32	0-8-3

GOALIE	GP	MNS	GA	SO	GAA	W-L-T
Daniel Bouchard	29	1740	92	2	3.17	19-5-5
Ron Grahame	8	439	40	0	5.47	1-5-1

1981-82 QUEBEC NORDIQUES

33-31-16, 82 points, 4th Adams Div.



PLAYER	GP	G	A	PTS	PIM
Peter Stastny	80	46	93	139	91
Real Cloutier	67	37	60	97	34
Marian Stastny	74	35	54	89	27
Michel Goulet	80	42	42	84	48
Anton Stastny	68	26	46	72	16
Dale Hunter	80	22	50	72	272
Wilfrid Palement	(QJH)	8	7	6	13
	(TOR)	69	18	40	58
	(NHL)	77	25	46	71
Marc Tardif	75	39	31	70	55
Mario Marois	71	11	32	43	161
Jacques Richard	69	15	26	41	77
Miroslav Frycer	49	20	17	37	47
David Pichette	67	7	30	37	152
Alain Cote	79	15	16	31	82
Pat Hickey	7	0	1	1	4
	(TOR)	1	0	0	0
	(NYR)	53	15	14	29
	(NHL)	61	15	15	30
Pierre Lacroix	68	4	23	27	74
Pierre Aubry	62	10	13	23	27
Normand Rochefort	72	4	14	18	115

PLAYER	GP	G	A	PTS	PIM
Andre Dupont	60	4	12	16	100
Jere Gillis	(QJH)	12	2	1	3
	(NYR)	26	3	9	12
	(NHL)	38	5	10	15
Robbie Ftorek	19	1	8	9	4
Wally Weir	62	3	5	8	173
Basil McRae	20	4	3	7	69
Jean Hamel	40	1	6	7	32
Gaston Therrien	14	0	7	7	6
Dale Hoganson	30	0	6	6	16
Daniel Bouchard	60	0	3	3	36
Richard David	5	1	1	2	4
Terry Johnson	6	0	1	1	5
Michel Plasse	8	0	1	1	0
John Garrett	(QJH)	12	0	0	0
	(HFD)	16	0	1	2
	(NHL)	28	0	1	2
Lee Norwood	2	0	0	0	2
Christian Tanguay	2	0	0	0	0
Michel Bolduc	3	0	0	0	0
Louis Sleighter	8	0	0	0	0

GOALIE	GP	MNS	GA	SO	GAA	W-L-T
Daniel Bouchard	60	3572	230	1	3.86	27-22-11
Michel Plasse	8	388	35	0	5.41	2-3-1

GOALIE	GP	MNS	GA	SO	GAA	W-L-T
John Garrett	12	720	62	0	5.16	4-5-3
Clint Malarchuk	2	120	14	0	7.00	0-1-1

YEAR-BY-YEAR PLAYER STATISTICS

1982-83 QUEBEC NORDIQUES

34-34-12, 80 points, 4th Adams Div.



PLAYER	GP	G	A	PTS	PIM
Peter Stastny	75	47	77	124	78
Michel Goulet	80	57	48	105	51
Antton Stastny	79	32	60	92	25
Marian Stastny	60	36	43	79	32
Real Cloutier	68	28	39	67	30
Wilfrid Paiement	80	26	38	64	170
Dale Hunter	80	17	46	63	206
Marc Tardif	76	21	31	52	34
Alain Cote	79	12	28	40	45
Louis Sleigher	51	14	10	24	49
David Pichette	53	3	21	24	49
Jacques Richard	35	9	14	23	6
Normand Rochefort	62	6	17	23	40
Pierre Aubry	76	7	9	16	48
Wally Weir	58	5	11	16	135
Andre Dupont	46	3	12	15	69
Pat Price	(QUE) 14	1	2	3	28
	(PIT) 38	1	11	12	104
	(NHL) 52	2	13	15	132
Mario Marois	36	2	12	14	108
Randy Moller	75	2	12	14	145
Michel Bolduc	7	0	0	0	6

GOALIE	GP	MNS	GA	SO	GAA	W-L-T
Daniel Bouchard	50	2947	197	1	4.01	20-21-8
Clint Malarchuk	15	900	71	0	4.73	8-5-2

PLAYER	GP	G	A	PTS	PIM
Blake Wesley	(QUE) 52	4	8	12	84
	(HFD) 22	0	1	1	46
	(NHL) 74	4	9	13	130
Rick Lapointe	43	2	9	11	59
Jean Hamel	51	2	7	9	38
Tim Tooney	12	1	6	7	4
Richard David	16	3	3	6	4
Anders Eldebrink	(QUE) 12	1	2	3	8
	(VAN) 5	1	1	2	0
	(NHL) 17	2	3	5	8
Pierre Lacroix	13	0	5	5	6
Daniel Bouchard	50	0	4	4	8
Basil McRae	22	1	1	2	59
Paul Gillis	7	0	2	2	2
Dennis Sobchuk	2	0	1	1	2
John Garrett	17	1	0	1	2
Jean-Marc Gaulin	1	0	0	0	0
Mike Eagles	2	0	0	0	2
Dave Shaw	2	0	0	0	0
Terry Johnson	3	0	0	0	2
Gaston Therrien	5	0	0	0	4

GOALIE	GP	MNS	GA	SO	GAA	W-L-T
John Garrett	17	953	64	0	4.03	6-8-2

1983-84 QUEBEC NORDIQUES

42-28-10, 94 points, 3rd Adams Div.



PLAYER	GP	G	A	PTS	PIM
Michel Goulet	75	56	65	121	76
Peter Stastny	80	46	73	119	73
Dale Hunter	77	24	55	79	232
Wilfrid Paiement	80	39	37	76	121
Antton Stastny	69	25	37	62	14
Marian Stastny	68	20	32	52	26
Tony McKegney	75	24	27	51	23
Mario Marois	80	13	36	49	151
Andre Savard	60	20	24	44	38
Alain Cote	77	19	24	43	41
Bo Berglund	75	16	27	43	20
Louis Sleigher	44	15	19	34	32
Andre Dore	(QUE) 25	1	16	17	25
	(STL) 55	3	12	15	58
	(NHL) 80	4	28	32	83
Pat Price	72	3	25	28	188
Jean-Francois Sauve	39	10	17	27	2
Normand Rochefort	75	2	22	24	47

GOALIE	GP	MNS	GA	SO	GAA	W-L-T
Daniel Bouchard	57	3313	178	1	3.22	29-18-8
Mario Gosselin	3	148	3	1	1.21	2-0-0

PLAYER	GP	G	A	PTS	PIM
Randy Moller	74	4	14	18	147
Paul Gillis	57	8	9	17	59
Rick Lapointe	22	2	10	12	12
Blake Wesley	46	2	8	10	75
David Pichette	23	2	7	9	12
John Van Boxmeer	18	5	3	8	12
Wally Weir	25	2	3	5	17
Gord Donnelly	37	0	5	5	60
Jimmy Mann	(QUE) 22	1	1	2	42
	(WPG) 16	0	1	1	54
	(NHL) 38	1	2	3	96
Daniel Bouchard	57	0	3	3	19
Pierre Aubry	21	1	1	2	17
Clint Malarchuk	23	0	1	1	9
Jim Dobson	1	0	0	0	0
David Shaw	3	0	0	0	0
Mario Gosselin	3	0	0	0	2
Jean-Marc Gaulin	2	0	0	0	0

GOALIE	GP	MNS	GA	SO	GAA	W-L-T
Clint Malarchuk	23	1215	80	0	3.95	10-9-2
Brian Ford	3	125	13	0	6.34	1-1-0

1984-85 QUEBEC NORDIQUES

41-30-9, 91 points, 2nd Adams Div.



PLAYER	GP	G	A	PTS	PIM
Peter Stastny	75	32	68	100	95
Michel Goulet	69	55	40	95	55
Antton Stastny	79	38	42	80	30
Dale Hunter	80	20	52	72	209
Brent Ashton	(QUE) 49	27	24	51	38
	(MIN) 29	4	7	11	15
	(NHL) 78	31	31	62	53
Wilfrid Paiement	68	23	28	51	165
Mario Marois	76	6	37	43	91
Paul Gillis	77	14	28	42	168
Jean-Francois Sauve	64	13	29	42	21
Brad Maxwell	(QUE) 50	7	24	31	119
	(MIN) 18	3	7	10	53
	(NHL) 68	10	31	41	172
Bruce Bell	75	6	31	37	44
Alain Cote	80	13	22	35	31
Randy Moller	79	7	22	29	120
Alain Lemieux	(QUE) 30	11	11	22	12
	(STL) 19	4	2	6	0
	(NHL) 49	15	13	28	12
Pat Price	68	1	26	27	118

GOALIE	GP	MNS	GA	SO	GAA	W-L-T
Mario Gosselin	35	1960	109	1	3.34	19-10-3
Richard Seivigny	20	1104	62	1	3.37	10-6-2

PLAYER	GP	G	A	PTS	PIM
Normand Rochefort	73	3	21	24	74
Tony McKegney	30	12	9	21	12
Marian Stastny	50	7	14	21	4
Andre Savard	36	9	10	19	8
Mark Kumpel	42	8	7	15	26
Jean-Marc Gaulin	22	3	3	6	8
Luc Dufour	30	3	3	6	27
Bo Berglund	12	4	1	5	6
Jimmy Mann	25	0	4	4	54
Louis Sleigher	6	1	2	3	0
Peter Loob	8	1	2	3	0
Blake Wesley	21	0	2	2	28
Daniel Bouchard	29	0	2	2	2
Wayne Groulx	1	0	0	0	0
Claude Julien	1	0	0	0	0
Ed Lee	2	0	0	0	5
Roger Haggland	3	0	0	0	0
Yvon Vautour	5	0	0	0	2
David Shaw	0	0	0	0	11
Gord Donnelly	22	0	0	0	33

GOALIE	GP	MNS	GA	SO	GAA	W-L-T
Daniel Bouchard	29	1798	103	0	3.44	12-13-4

YEAR-BY-YEAR PLAYER STATISTICS

1985-86 QUEBEC NORDIQUES

43-31-6, 92 points, 1st Adams Div.



PLAYER	GP	G	A	PTS	PIM
Peter Stastny	76	41	81	122	60
Michel Goulet	75	53	51	104	64
Anton Stastny	74	31	43	74	19
Dale Hunter	80	28	42	70	265
Brent Ashton	77	26	32	58	64
Jean-Francois Sauve	75	16	40	56	20
John Anderson	65	21	28	49	26
Paul Gillis	80	19	24	43	203
Robert Picard	(QUE) 48	7	27	34	36
	(WPG) 20	2	5	7	17
	(NHL) 68	9	32	41	53
Risto Siltanen	(QUE) 13	2	5	7	6
	(HFD) 52	8	22	30	30
	(NHL) 65	10	27	37	36
Alain Cote	(NHL) 78	13	21	34	29
Peter Andersson	(QUE) 12	1	8	9	4
	(WSH) 61	6	16	22	36
	(NHL) 73	7	24	31	40
David Shaw	73	7	19	26	78
Steve Patrick	(QUE) 27	4	13	17	17
	(NYR) 28	4	3	7	37
	(NHL) 55	8	16	24	54
Mike Eagles	73	11	12	23	49
Randy Moller	69	5	18	23	141

PLAYER	GP	G	A	PTS	PIM
Mark Kumpel	47	10	12	22	17
Greg Malone	(QUE) 27	3	5	8	18
	(HFD) 22	6	7	13	24
	(NHL) 49	9	12	21	42
Gilbert Delorme	64	2	18	20	51
Wilfrid Paierment	44	7	12	19	145
Pat Price	54	3	13	16	82
Mario Marois	20	1	12	13	42
Wayne Babych	(QUE) 15	6	5	11	18
	(PIT) 2	0	0	0	0
	(NHL) 17	6	5	11	18
Normand Rochefort	26	5	4	9	30
Daniel Poudrier	13	1	5	6	10
Jeff Brown	8	3	2	5	6
Gord Donnelly	36	2	2	4	85
Mario Gosselin	31	0	3	3	2
Jimmy Mann	35	0	3	3	148
Clint Malarchuk	46	0	2	2	21
Jean-Marc Gaulin	1	1	0	1	0
Trevor Steinburg	2	1	0	1	0
Claude Julien	13	0	1	1	25
Steven Finn	17	0	1	1	28
Dave Latta	1	0	0	0	0
Alain Lemieux	7	0	0	0	8

GOALIE	GP	MNS	GA	SO	GAA	W-L-T
Clint Malarchuk	46	2657	142	4	3.21	26-12-4
Mario Gosselin	31	1726	111	2	3.86	14-14-1

GOALIE	GP	MNS	GA	SO	GAA	W-L-T
Richard Sevigny	11	468	33	0	4.23	3-5-1

1986-87 QUEBEC NORDIQUES

31-39-10, 72 points, 4th Adams Div.



PLAYER	GP	G	A	PTS	PIM
Michel Goulet	75	49	47	96	61
Peter Stastny	64	24	53	77	43
John Ogradnick	(QUE) 32	11	16	27	4
	(DET) 39	12	28	40	6
	(NHL) 71	23	44	67	10
Anton Stastny	77	27	35	62	8
Brent Ashton	46	25	19	44	17
Paul Gillis	76	13	26	39	267
Dale Hunter	46	10	29	39	135
Risto Siltanen	66	10	29	39	32
Alain Cote	80	12	24	36	38
Mike Eagles	73	13	19	32	55
Jeff Brown	44	7	22	29	16
Jason Lafreniere	56	13	15	28	8
Robert Picard	78	8	20	28	71
Doug Shedden	(QUE) 16	0	2	2	8
	(DET) 33	6	12	18	6
	(NHL) 49	6	14	20	14
David Shaw	(QUE) 75	0	19	19	69
Basil McRae	(QUE) 33	9	5	14	149
	(DET) 36	2	2	4	193
	(NHL) 69	11	7	18	342
Bill Derlago	(QUE) 18	3	5	8	6
	(WPG) 30	3	6	9	12
	(COL) 48	6	11	17	18

PLAYER	GP	G	A	PTS	PIM
Lane Lambert	(QUE) 15	5	5	10	18
	(NYR) 18	2	2	4	33
	(NHL) 33	7	8	15	51
Normand Rochefort	70	6	9	15	46
Mike Hough	56	6	8	14	79
Randy Moller	71	5	9	14	144
Ken Quinney	25	2	7	9	16
Mark Kumpel	40	1	8	9	16
Steven Finn	36	2	5	7	40
Pat Price	47	0	6	6	81
Jean Francois Sauve	14	2	3	5	4
Max Middendorf	6	1	4	5	4
Mario Gosselin	30	0	3	3	20
Gilbert Delorme	19	2	0	2	14
Richard Zemlak	20	0	2	2	47
Gord Donnelly	38	0	2	2	143
Clint Malarchuk	54	0	2	2	37
Trevor Steinburg	6	1	0	1	12
Greg Malone	6	0	1	1	0
Yves Heroux	1	0	0	0	0
Scott Shaunessy	3	0	0	0	7
Richard Sevigny	4	0	0	0	14
Daniel Poudrier	6	0	0	0	0

GOALIE	GP	MNS	GA	SO	GAA	W-L-T
Clint Malarchuk	54	3092	175	1	3.40	18-26-9
Richard Sevigny	4	144	11	0	4.58	0-2-0

GOALIE	GP	MNS	GA	SO	GAA	W-L-T
Mario Gosselin	30	1625	86	0	3.18	13-11-1

1987-88 QUEBEC NORDIQUES

32-43-5, 69 points, 5th Adams Div.



PLAYER	GP	G	A	PTS	PIM
Peter Stastny	76	46	65	111	69
Michel Goulet	80	48	58	106	56
Anton Stastny	69	27	45	72	14
Alan Haworth	72	23	34	57	112
Jeff Brown	78	16	36	52	64
Gaetan Duchesne	80	24	23	47	83
Lane Lambert	61	13	28	41	98
Jason Lafreniere	40	10	19	29	4
Jeff Jackson	68	9	18	27	103
Terry Carkner	63	3	24	27	159
Tommy Albelin	60	3	23	26	47
Randy Moller	66	3	22	25	169
Alain Cote	76	4	18	22	26
Mike Eagles	76	10	10	20	74
Paul Gillis	80	7	10	17	164
Robert Picard	65	3	13	16	103
Marc Fortier	27	4	10	14	12

PLAYER	GP	G	A	PTS	PIM
Normand Rochefort	46	3	10	13	49
Steven Finn	75	3	7	10	198
Gord Donnelly	63	4	3	7	301
Mike Hough	17	3	2	5	2
Ken Quinney	15	2	2	4	5
Jean-Marc Richard	4	2	1	3	2
Stu Kulak	14	1	1	2	28
Ron Tugnutt	6	0	1	1	0
Trevor Steinburg	8	0	1	1	24
Ken McRae	1	0	0	0	0
Max Middendorf	1	0	0	0	0
Mike Natyshak	4	0	0	0	0
Daniel Poudrier	6	0	0	0	0
Bobby Dollas	9	0	0	0	2
David Latta	10	0	0	0	0
Mario Brunetta	29	0	0	0	16
Stephane Guerard	30	0	0	0	34

GOALIE	GP	MNS	GA	SO	GAA	W-L-T
Mario Gosselin	54	3002	189	2	3.78	20-28-4
Ron Tugnutt	6	284	16	0	3.38	2-3-0

GOALIE	GP	MNS	GA	SO	GAA	W-L-T
Mario Brunetta	29	1550	96	0	3.72	10-12-1

1988-89 QUEBEC NORDIQUES

27-46-7, 61 points, 5th Adams Div.



PLAYER	GP	G	A	PTS	PIM	
Peter Stastny	72	35	50	85	117	
Walt Poddubny	72	38	37	75	107	
Jeff Brown	78	21	47	68	62	
Michel Goulet	69	26	38	64	67	
Joe Sakic	70	23	39	62	24	
Iiro Jari	75	11	30	41	40	
Paul Gillis	79	15	25	40	163	
Marc Fortier	57	20	19	39	45	
Anton Stastny	55	7	30	37	12	
Gaetan Duchesne	70	8	22	29	56	
Randy Moller	74	7	22	29	136	
Robert Picard	74	7	14	21	61	
Mike Hough	46	9	10	19	39	
Ken McRae	37	6	11	17	68	
Mario Marois	(QUE) 42	2	11	13	101	
	(WPG) 7	1	1	2	17	
	(NHL) 49	3	12	15	118	
Curtis Leschyshyn	71	4	9	13	71	
David Latta	24	4	8	12	4	
GOALIE	GP	MNS	GA	SO	GAA	W-L-T
Mario Gosselin	39	2064	146	0	4.24	11-19-3
Bob Mason	22	1168	92	0	4.73	5-14-1

PLAYER	GP	G	A	PTS	PIM	
Jeff Jackson	33	4	6	10	28	
Alain Cote	55	2	8	10	14	
Trevor Steinburg	55	6	3	9	125	
Steven Finn	77	2	6	8	235	
Tommy Albelin	14	2	4	6	27	
Gord Donnelly	16	4	0	4	46	
Darin Kimble	26	3	1	4	149	
Lane Lambert	13	2	2	4	23	
Jari Gronstrand	25	1	3	4	14	
Mark Vermette	12	0	4	4	7	
Bobby Dollas	16	0	3	3	16	
Ron Tugnutt	26	0	3	3	2	
Dean Hopkins	5	0	2	2	4	
Mario Gosselin	39	0	2	2	6	
Greg Smyth	10	0	1	1	70	
Bob Mason	22	0	1	1	2	
Scott Shawnessy	4	0	0	0	16	
Joel Baillargeon	5	0	0	0	4	
Jacques Mailhot	5	0	0	0	33	
GOALIE	GP	MINS	GA	SO	GAA	W-L-T
Ron Tugnutt	26	1367	82	0	3.60	10-10-3
Mario Brunetta	5	226	19	0	5.04	1-3-0

1989-90 QUEBEC NORDIQUES

12-61-7, 31 points, 5th Adams Div.



PLAYER	GP	G	A	PTS	PIM	
Joe Sakic	80	29	63	102	27	
Peter Stastny	62	24	38	62	24	
Michel Goulet	57	16	29	45	42	
Michel Petit	63	12	24	36	215	
Guy Lafleur	39	12	22	34	4	
Tony McKegney	(QUE) (DET) (NHL)	48 14 62	16 2 18	11 1 12	27 3 30	
Marc Fortier	59	13	17	30	28	
Tony Hrkac	(QUE) (STL) (NHL)	22 28 50	4 5 9	8 12 20	2 8 10	
Mike Hough	43	13	13	26	84	
Claude Loiselle	72	11	14	25	104	
Paul Gillis	71	8	14	22	234	
Jeff Jackson	65	8	12	20	71	
Iiro Jari	41	7	13	20	18	
Joe Cirella	56	4	14	18	67	
Mario Marois	67	3	15	18	104	
Lucien Debois	70	9	8	17	45	
Jeff Brown	29	6	10	16	18	
Ken McRae	66	7	8	15	191	
Bryan Fogarty	45	4	10	14	31	
Steven Finn	64	3	9	12	208	
Brian Lawton	14	5	6	11	10	
Craig Wolanin	13	0	3	3	10	
GOALIE	GP	MINS	GA	SO	GAA	W-L-T
Ron Tugnutt	35	1978	152	0	4.61	5-24-3
Greg Millen	18	1080	95	0	5.28	3-14-1
Scott Gordon	10	597	53	0	5.33	2-8-0
Sergei Mylnikov	10	568	47	0	4.96	1-7-2

PLAYER	GP	G	A	PTS	PIM	
(NJD)	37	1	7	8	47	
(NHL)	50	1	10	11	57	
Everett Sanipass	(QUE)	9	3	3	6	
	(CHI)	12	2	2	4	
	(NHL)	21	5	5	10	
Darin Kimble	44	5	5	10	185	
Curtis Leschyshyn	68	2	6	8	44	
Mark Vermette	11	1	5	6	8	
Mark Doyon	9	2	3	5	6	
Daniel Dore	16	2	3	5	59	
Robert Picard	24	0	5	5	28	
Greg C. Adams	7	1	3	4	17	
Stephane Morin	6	0	2	2	2	
Jaroslav Sevcik	13	0	2	2	2	
Brent Severny	35	0	2	2	42	
Jari Gronstrand	7	0	1	1	25	
Daniel Vincelette	(QUE)	12	0	0	4	
	(CHI)	2	0	0	4	
	(NHL)	13	0	1	29	
Jamie Baker	1	0	0	0	0	
Kevin Kaminski	1	0	0	0	0	
Jean-Marc Richard	1	0	0	0	0	
Max Middledorff	3	0	0	0	0	
Stephane Guearard	4	0	0	0	6	
Jean-Marc Routhier	8	0	0	0	9	
Greg Smyth	13	0	0	0	57	
GOALIE	GP	MINS	GA	SO	GAA	W-L-T
Stephane Fiset	6	342	34	0	5.96	0-5-1
Mario Brunetta	6	191	13	0	4.08	1-2-0
John Tanner	1	60	3	0	3.00	0-1-0

1990-91 QUEBEC NORDIQUES

16-50-14, 46 points, 5th Adams Div.



PLAYER	GP	G	A	PTS	PIM	
Joe Sakic	80	48	61	109	24	
Mats Sundin	80	23	36	59	58	
Tony Hrkac	70	16	32	48	16	
Stephane Morin	48	13	27	40	28	
Tony McKegney	50	17	16	33	44	
Mike Hough	63	13	20	33	111	
Bryan Fogarty	45	9	22	31	24	
Guy Lafleur	59	12	16	28	2	
Steven Finn	71	6	13	19	228	
Craig Wolanin	80	5	13	18	89	
Scott Pearson	(QUE) (TOR) (NHL)	35 12 47	11 0 11	4 0 4	15 84 104	
Claude Loiselle	59	5	10	15	16	
Shawn Anderson	31	3	10	13	21	
Owen Nolan	59	3	10	13	109	
Alexei Gusarov	36	3	9	12	12	
Joe Cirella	39	2	10	12	59	
Randy Velischek	19	2	10	12	42	
Michel Petit	14	4	7	11	47	
Mike McNeill	(QUE) (CHI) (NHL)	14 23 47	2 2 4	5 4 7	4 6 11	
Paul Gillis	49	3	8	11	10	
Everett Sanipass	29	5	5	10	41	
GOALIE	GP	MNS	GA	SO	GAA	W-L-T
Ron Tugnutt	56	3144	212	0	4.05	12-29-10
Scott Gordon	13	485	48	0	5.94	0-8-0
Stephane Fiset	3	186	12	0	3.87	0-2-1

PLAYER	GP	G	A	PTS	PIM	
Herb Raglan	(QUE) 15	1	3	4	30	
	(STL) 32	3	3	6	52	
	(NHL) 47	4	6	10	82	
Curtis Leschyshyn	55	3	7	10	49	
Aaron Broten	20	5	4	9	6	
Kip Miller	13	4	3	7	7	
Ken Quinney	19	3	4	7	2	
Mark Vermette	34	3	4	7	10	
Darin Kimble	35	2	5	7	114	
Jeff Jackson	10	3	1	4	4	
Claude Lapointe	13	2	2	4	4	
Lucien Debois	14	2	2	4	13	
Marc Fortier	14	0	4	4	6	
Jamie Baker	16	2	0	2	8	
Wayne Van Dorp	4	1	0	1	30	
Dan Vincelette	16	0	1	1	38	
Daniel Dore	1	0	0	0	0	
Dave Latta	1	0	0	0	0	
Greg Smyth	1	0	0	0	0	
Dan Lambert	1	0	0	0	0	
Bruce Major	4	0	0	0	0	
Serge Roberge	9	0	0	0	24	
Mario Doyon	12	0	0	0	4	
Ken McRae	12	0	0	0	36	
Tony Twist	24	0	0	0	104	
GOALIE	GP	MNS	GA	SO	GAA	W-L-T
Jacques Cloutier	15	829	61	0	4.41	3-8-2
John Tanner	6	228	16	0	4.21	1-3-1

YEAR-BY-YEAR PLAYER STATISTICS

1991-92 QUEBEC NORDIQUES

20-48-12, 52 points, 5th Adams Div.



PLAYER	GP	G	A	PTS	PIM
Joe Sakic	69	29	65	94	20
Mats Sundin	80	33	43	76	105
Owen Nolan	75	42	31	73	181
Greg Pastawski	80	28	17	45	18
Mike Hough	61	16	22	38	77
Mikhail Tatarinov	66	11	27	38	72
Claude Lapointe	78	13	20	33	86
Doug Small	46	10	18	28	47
Gino Cavallini	(QUE) 18 (STL) 48 (NHL) 66	1 9 10	7 7 14	8 16 24	4 40 44
Alexei Gusarov	68	5	18	23	22
Valeri Kamensky	23	7	14	21	14
Herb Ragan	62	6	14	20	120
Jamie Baker	52	7	10	17	32
Curtis Leschyshyn	42	5	12	17	42
Dan Lambert	28	6	9	15	22
Kip Miller	36	5	10	15	12
Bryan Fogarty	20	3	12	15	16
Marc Fortier	39	5	9	14	33
John Tonelli	(QUE) 19 (CHI) 33 (NHL) 62	2 1 3	4 7 11	6 8 14	14 37 51
Craig Wolanin	59	2	11	13	80

GOALIE	GP	MNS	GA	SO	GAA	W-L-T
Ron Tugnutt	30	1563	106	1	4.02	6-17-3
Stephane Fiset	23	1133	71	1	3.76	7-10-2

PLAYER	GP	G	A	PTS	PIM
Steven Finn	65	4	7	11	194
Stephane Morin	30	2	8	10	14
Wayne Van Dorp	24	3	5	8	109
Adam Foote	46	2	5	7	44
Bill Lindsay	23	2	4	6	14
Randy Velischeck	38	2	3	5	22
Mike McNeill	26	1	4	5	8
Scott Pearson	10	1	2	3	14
Martin Rucinsky	(QUE) 4 (EDM) 2 (NHL) 6	1 0 1	1 0 1	2 0 2	2 0 2
John Kordic	18	0	2	2	115
Greg Smyth	29	0	2	2	138
Mark Vermette	10	1	0	1	8
Jon Klemm	4	0	1	1	0
Ken McRae	10	0	1	1	31
Tony Twist	44	0	1	1	164
Don Barber	2	0	0	0	0
Stephane Charbonneau	2	0	0	0	0
David Karpa	4	0	0	0	14
Kevin Kaminsky	5	0	0	0	45
Dave Marcynishyn	5	0	0	0	26
Andy Rymsha	6	0	0	0	23
Jacques Cloutier	26	0	0	0	6

GOALIE	GP	MNS	GA	SO	GAA	W-L-T
Jacques Cloutier	26	1345	88	0	3.93	6-14-3
John Tanner	14	796	46	1	3.47	1-7-4

1992-93 QUEBEC NORDIQUES

47-27-10, 104 points, 2nd Adams Div.



PLAYER	GP	G	A	PTS	PIM
Mats Sundin	80	47	67	114	96
Joe Sakic	78	48	57	105	40
Steve Duchesne	82	20	62	82	57
Mike Ricci	77	27	51	78	123
Owen Nolan	73	36	41	77	185
Andrei Kovalenko	81	27	41	68	57
Scott Young	82	30	30	60	20
Martin Rucinsky	77	18	30	48	51
Valeri Kamensky	32	15	22	37	14
Claude Lapointe	74	10	26	36	98
Curtis Leschyshyn	82	9	23	32	61
Mike Hough	77	8	22	30	69
Alexei Gusarov	79	8	22	30	57
Gino Cavallini	67	9	15	24	34
Kerry Huffman	52	4	18	22	54

GOALIE	GP	MNS	GA	SO	GAA	W-L-T
Ron Hextall	54	2988	172	0	3.45	29-16-5
Jacques Cloutier	3	154	10	0	3.90	0-2-1

PLAYER	GP	G	A	PTS	PIM
Adam Foote	81	4	12	16	168
Scott Pearson	41	13	1	14	95
Steven Finn	80	5	9	14	160
Bill Lindsay	44	4	9	13	16
Tim Hunter	48	5	3	8	94
Mikhail Tatarinov	28	2	6	8	28
Craig Wolanin	24	1	4	5	49
Chris Simon	16	1	1	2	67
Tony Twist	34	0	2	2	64
Stephane Fiset	37	0	2	2	2
Ron Hextall	54	0	2	2	56
Niklas Andersson	3	0	1	1	2
Leonard Esau	4	0	1	1	2
David Karpa	12	0	1	1	13
Jacques Cloutier	3	0	0	0	0

GOALIE	GP	MNS	GA	SO	GAA	W-L-T
Stephane Fiset	37	1939	110	0	3.40	18-9-4

1993-94 QUEBEC NORDIQUES

34-42-8, 76 points, 5th Northeast Div.



PLAYER	GP	G	A	PTS	PIM
Joe Sakic	84	28	64	92	18
Mats Sundin	84	32	53	85	60
Valeri Kamensky	76	28	37	65	42
Mike Ricci	83	30	21	51	113
Scott Young	76	26	25	51	14
Ron Sutter	(QUE) 37 (STL) 36 (NHL) 73	9 6 15	13 12 25	22 18 40	44 46 90
Iain Fraser	60	17	20	37	23
Andrei Kovalenko	58	16	17	33	46
Martin Rucinsky	60	9	23	32	58
Bob Bassen	(QUE) 37 (STL) 46 (NHL) 83	11 2 13	8 7 15	19 9 28	55 44 99
Claude Lapointe	59	11	17	28	70
Alexei Gusarov	76	5	20	25	38
Curtis Leschyshyn	72	5	17	22	65
Garth Butcher	(QUE) 34 (STL) 43 (NHL) 77	3 1 4	9 6 15	12 7 19	67 76 143
David Karpa	60	5	12	17	148
Steven Finn	80	4	13	17	159
Craig Wolanin	63	6	10	16	80
Mike McKee	48	3	12	15	41

GOALIE	GP	MNS	GA	SO	GAA	W-L-T
Stephane Fiset	50	2798	158	2	3.39	20-25-4
Jacques Cloutier	14	475	24	0	3.03	3-2-1

PLAYER	GP	G	A	PTS	PIM
Chris Lindberg	37	6	8	14	12
Tommy Sjodin	(QUE) 22 (DAL) 7 (NHL) 29	1 0 1	9 2 11	10 2 22	18 2 22
Martin Gelinas	31	6	6	12	8
Brad Werenka	(QUE) 11 (EDM) 15 (NHL) 26	0 0 0	7 4 11	7 4 11	8 14 22
Chris Simon	37	4	4	8	132
Adam Foote	45	2	6	8	67
Reggie Savage	17	3	4	7	16
Kerry Huffman	28	0	6	6	28
Paul MacDermid	44	2	3	5	35
Owen Nolan	6	2	2	4	8
Tony Twist	49	0	4	4	101
Stephane Fiset	50	0	3	3	8
Dwayne Norris	4	1	1	2	4
Rene Corbet	9	1	0	2	0
Ed Ward	7	1	0	1	5
Mike Hurlbut	1	0	0	0	0
Aaron Miller	1	0	0	0	0
Paxton Schulte	1	0	0	0	2
Alain Cote	6	0	0	0	4
Jon Klemm	7	0	0	0	4

GOALIE	GP	MNS	GA	SO	GAA	W-L-T
Jocelyn Thibault	29	1504	83	0	3.31	8-13-3
Garth Snow	5	279	16	0	3.44	3-2-0

YEAR-BY-YEAR PLAYER STATISTICS

1994-95 QUEBEC NORDIQUES

30-13-5, 65 points, 1st Northeast Div.



PLAYER	GP	G	A	PTS	PIM
Joe Sakic	47	19	43	62	30
Peter Forsberg	47	15	35	50	16
Owen Nolan	46	30	19	49	46
Scott Young	48	18	21	39	14
Mike Ricci	48	15	21	36	40
Wendel Clark	37	12	18	30	45
Valeri Kamensky	40	10	20	30	22
Bob Bassen	47	12	15	27	33
Andrei Kovalenko	45	14	10	24	31
Uwe Krupp	44	6	17	23	20
Adam Deadmarsh	48	9	8	17	56
Curtis Leschyshyn	44	2	13	15	20
Sylvain Lefebvre	48	2	11	13	17
Claude Lapointe	29	4	8	12	106
Chris Simon	29	3	9	12	106
Martin Rucinsky	20	3	6	9	14

GOALIE	GP	MNS	GA	SO	GAA	W-L-T
Stephane Fiset	32	1879	87	2	2.78	17-10-3
Garth Snow	2	119	11	0	5.55	1-1-0

PLAYER	GP	G	A	PTS	PIM
Craig Wolarin	40	3	6	9	40
Adam Foote	35	0	7	7	52
Bill Huard	(QUE) (OTT) (NHL)	7 26 33	2 1 3	4 2 6	13 64 77
Paul MacDermid	14	3	1	4	22
Dwayne Norris	13	1	2	3	2
Alexei Gusarov	14	1	2	3	6
Rene Corbet	8	0	3	3	2
Aaron Miller	9	0	3	3	6
Janne Laukkanen	11	0	3	3	4
Stephane Fiset	32	0	3	3	2
Steven Finn	40	0	3	3	64
Jon Klemm	4	1	0	1	2
David Karp	2	0	0	0	0
Jocelyn Thibault	18	0	0	0	0

GOALIE	GP	MNS	GA	SO	GAA	W-L-T
Jocelyn Thibault	18	898	35	1	2.34	12-2-2

1995-96 COLORADO AVALANCHE

47-25-10, 104 points, 1st Pacific Div.



PLAYER	GP	G	A	PTS	PIM
Joe Sakic	82	51	69	120	44
Peter Forsberg	82	30	86	116	47
Valeri Kamensky	81	38	47	85	85
Claude Lemieux	79	39	32	71	117
Scott Young	81	21	39	60	50
Sandis Ozolins	(COL) (SJS) (NHL)	66 7 73	13 1 14	37 3 40	50 4 54
Adam Deadmarsh	78	21	27	48	142
Chris Simon	64	16	18	34	250
Stephane Yelle	71	13	14	27	30
Mike Keane	(COL) (MTL) (NHL)	55 18 73	10 0 10	20 7 27	40 6 50
Craig Wolarin	75	7	20	27	50
Mike Ricci	62	6	21	27	52
Troy Murray	63	7	14	21	22
Alexei Gusarov	65	5	15	20	56
Curtis Leschyshyn	77	4	15	19	73

GOALIE	GP	MNS	GA	SO	GAA	W-L-T
Patrick Roy	39	2305	103	1	2.68	22-15-1
Jocelyn Thibault	10	558	28	0	3.01	3-4-2

PLAYER	GP	G	A	PTS	PIM
Dave Hannan	(COL) (BUF) (NHL)	4 57 61	1 6 7	0 10 17	1 30 32
Adam Foote	73	5	11	16	88
Sylvain Lefebvre	75	5	11	16	49
Martin Rucinsky	22	4	11	15	14
Jon Klemm	56	3	12	15	20
Rene Corbet	33	3	6	9	33
Warren Rychel	52	6	2	8	147
Owen Nolan	9	4	4	8	9
Uwe Krupp	6	0	3	3	4
Paul Brousseau	8	1	1	2	2
Landon Wilson	2	0	1	1	6
Josef Marha	2	0	1	1	0
Anders Myrvold	4	0	1	1	6
Stephane Fiset	37	0	1	1	2
Claude Lapointe	3	0	0	0	0
Aaron Miller	5	0	0	0	0
Patrick Roy	39	0	0	0	4

GOALIE	GP	MNS	GA	SO	GAA	W-L-T
Stephane Fiset	37	1012	103	1	2.93	22-6-7

1996-97 COLORADO AVALANCHE

49-24-9, 107 points, 1st Pacific Div.



PLAYER	GP	G	A	PTS	PIM
Peter Forsberg	65	28	58	86	73
Joe Sakic	65	22	52	74	34
Sandis Ozolins	80	23	45	68	88
Valeri Kamensky	68	28	38	66	38
Adam Deadmarsh	78	33	27	60	136
Keith Jones	(COL) (WSH) (NHL)	67 11 72	23 2 18	20 3 19	43 5 37
Scott Young	72	18	19	37	14
Eric Lacroix	81	18	18	36	26
Mike Ricci	63	13	19	32	59
Claude Lemieux	45	11	17	28	43
Rene Corbet	76	12	15	27	67
Mike Keane	81	10	17	27	63
Stephane Yelle	79	9	17	26	38
Jon Klemm	80	9	15	24	37

GOALIE	GP	MNS	GA	SO	GAA	W-L-T
Patrick Roy	62	3698	143	7	2.32	38-15-7
Marc Denis	1	60	3	0	3.00	0-1-0

PLAYER	GP	G	A	PTS	PIM
Uwe Krupp	60	4	17	21	48
Adam Foote	78	2	19	21	135
Aaron Miller	56	5	12	17	15
Alexei Gusarov	58	2	12	14	28
Sylvain Lefebvre	71	2	11	13	30
Brent Severn	66	1	4	5	193
Curtis Leschyshyn	11	0	5	5	6
Yves Sarault	28	2	1	3	6
Landon Wilson	9	1	2	3	23
Christian Matte	5	1	1	2	0
Craig Billington	23	0	2	2	2
Josef Marha	6	0	1	1	0
Patrick Roy	62	0	1	1	15
Richard Brennan	2	0	0	0	0
Wade Belak	5	0	0	0	11
Eric Messier	21	0	0	0	4

GOALIE	GP	MNS	GA	SO	GAA	W-L-T
Craig Billington	23	1200	53	1	2.65	11-8-2

YEAR-BY-YEAR PLAYER STATISTICS

1997-98 COLORADO AVALANCHE

39-26-17, 95 points, 1st Pacific Div.



PLAYER	GP	G	A	PTS	PIM	PLAYER	GP	G	A	PTS	PIM	
Peter Forsberg	72	25	66	91	94	Jon Klemm	67	6	8	14	30	
Valeri Kamensky	75	26	40	66	60	Alexei Gusarov	72	4	10	14	42	
Joe Sakic	64	27	36	63	50	Jeff Odgers	68	5	8	13	213	
Claude Lemieux	78	26	27	53	115	Warren Rychel	(COL) (ANA)	8 63	0 5	0 6	0 11	23 198
Sandis Ozolinsh	66	13	38	51	65		(NHL)	71	5	6	11	221
Adam Deadmarsh	73	22	21	43	125	Keith Jones	23	3	7	10	22	
Eric Lacroix	82	16	15	31	84	Sylvain Lefebvre	81	0	10	10	48	
Uwe Krupp	78	9	22	31	38	Josef Marha	11	2	5	7	4	
Rene Corbet	68	16	12	28	133	Aaron Miller	55	2	2	4	51	
Stephane Yelle	81	7	15	22	48	Mike Ricci	6	0	4	4	2	
Jari Kurri	70	5	17	22	12	Francois Leroux	50	1	2	3	140	
Tom Fitzgerald	(COL) (FLA)	11 69	2 10	1 5	3 57	Patrick Roy	65	0	3	3	39	
	(NHL)	80	12	6	18	Wade Belak	8	1	1	2	27	
Shean Donovan	(COL) (SJS)	47 20	5 3	7 3	12 6	Yves Sarault	2	1	0	1	0	
	(NHL)	67	8	10	18	Pascal Trepanier	15	0	1	1	18	
Adam Foote		77	3	14	17	Brad Larsen	1	0	0	0	0	
Eric Messier		62	4	12	16	Christian Matte	5	0	0	0	6	

GOALIE	GP	MNS	GA	SO	GAA	W-L-T	GOALIE	GP	MNS	GA	SO	GAA	W-L-T
Patrick Roy	65	3835	153	4	2.39	31-19-13	Craig Billington	23	1162	45	1	2.32	8-7-4

1998-99 COLORADO AVALANCHE

44-28-10, 98 pts, 1st Northwest Div.



PLAYER	GP	G	A	PTS	PIM	PLAYER	GP	G	A	PTS	PIM
Peter Forsberg	78	30	67	97	108	Jeff Odgers	75	2	3	5	259
Joe Sakic	73	41	55	96	29	Keith Jones	12	2	2	4	20
Theoren Fleury	(COL) 15	10	14	24	18	Greg de Vries	(COL) 67	1	3	4	60
(CGY) 60	39	69	68			(NSH) 63	0	3	0	4	
(NHL) 76	40	53	93	86		(NHL) 73	1	3	4	64	
Claude Lemieux	82	27	24	51	102	Jon Klemm	39	1	2	3	31
Adam Deadmarsh	66	22	27	49	99	Cam Russell	(COL) 35	1	2	3	84
Milan Hejduk	82	14	34	48	26	(CHI) 7	0	0	0	10	
Chris Drury	79	20	24	44	62	(NHL) 42	1	2	3	94	
Valeri Kamensky	65	14	30	44	28	Christian Matte	7	1	1	2	0
Sandis Ozolinsh	39	7	25	32	22	Warren Rychel	28	0	2	2	63
Rene Corbet	53	8	14	22	58	Patrick Roy	61	0	2	2	28
Adam Foote	64	5	16	21	92	Ted Crowley	7	0	1	1	2
Sylvain Lefebvre	76	2	18	20	48	Serge Aubin	1	0	0	0	0
Shean Donovan	68	7	12	19	37	Mike Gaul	1	0	0	0	0
Aaron Miller	76	5	13	18	42	Brian White	2	0	0	0	0
Stephane Yelle	72	8	7	15	40	Chris Dingman	(COL) 1	0	0	0	7
Alexei Gusarov	54	3	10	13	24	(CGY) 2	0	0	0	0	17
Dale Hunter	(COL) 12	2	4	6	17	(NHL) 3	0	0	0	0	24
(WSH) 50	0	5	5	102		Jeff Buchanan	6	0	0	0	6
(NHL) 62	2	9	11	119		Eric Lacroix	7	0	0	0	2
Shjon Podein	(COL) 41	2	6	8	24	Dan Smith	12	0	0	0	9
(PHI) 14	1	0	1	0		Wade Belak	22	0	0	0	71
(NHL) 55	3	6	9	24		Craig Billington	21	0	0	0	2
Eric Messier	31	4	2	6	14	Scott Parker	27	0	0	0	71

GOALIE	GP	MNS	GA	SO	GAA	W-L-T	GOALIE	GP	MNS	GA	SO	GAA	W-L-T
Patrick Roy	61	3648	139	5	2.29	32-19-8	Craig Billington	21	1086	52	0	2.87	11-8-1
Marc Denis	4	217	9	0	2.49	1-1-1							

1999-00 COLORADO AVALANCHE

42-28-11-1, 96 pts, 1st Northwest Div.



PLAYER	GP	G	A	PTS	PIM	PLAYER	GP	G	A	PTS	PIM
Joe Sakic	60	28	53	81	28	Chris Dingman	68	8	3	11	132
Milan Hejduk	82	36	36	72	16	Claude Lemieux	13	3	6	9	4
Chris Drury	82	20	47	67	42	Eric Messier	61	3	6	9	24
Raymond Bourque	(COL) 14	8	6	14	6	Greg de Vries	69	2	7	9	73
(BOS) 65	10	28	38	20		Aaron Miller	53	1	7	8	36
(NHL) 79	18	34	52	26		Alexei Gusarov	34	2	2	4	10
Sandis Ozolinsh	82	16	36	52	46	Dan Hinote	15	1	3	4	10
Alex Tanguay	76	17	34	51	22	Serge Aubin	27	2	1	3	6
Peter Forsberg	49	14	37	51	52	Jeff Odgers	1	2	1	3	162
Adam Deadmarsh	71	18	27	45	106	Patrick Roy	63	0	3	3	10
Dave Andreychuk	(COL) 14	1	2	3	2	Marc Denis	23	0	2	2	6
(BOS) 63	19	14	33	28		Shean Donovan	18	1	0	1	8
(NHL) 77	20	16	36	30		Christian Matte	5	0	1	1	4
Stephane Yelle	79	8	14	22	28	Brian Willis	1	0	0	0	0
Shjon Podein	75	11	8	19	29	Ville Nieminen	1	0	0	0	0
Dave Reid	65	11	7	18	28	Rick Tabaracci	(COL) 2	0	0	0	0
Brian Rolston	50	8	10	18	12	(ATL) 1	0	0	0	0	0
Adam Foote	59	5	13	18	98	(NHL) 3	0	0	0	0	0
Martin Skoula	80	3	13	16	20	Dan Smith	3	0	0	0	0
Jon Klemm	73	5	7	12	34	Samir Helenius	33	0	0	0	46

GOALIE	GP	MNS	GA	SO	GAA	W-L-T	GOALIE	GP	MNS	GA	SO	GAA	W-L-T
Patrick Roy	63	3704	141	2	2.28	32-21-8	Marc Denis	23	1203	51	3	2.54	9-8-3
Rick Tabaracci	2	60	2	0	2.00	1-0-0							

YEAR-BY-YEAR PLAYER STATISTICS

2000-01 COLORADO AVALANCHE

52-16-10-4, 118 pts, 1st Northwest Div.



PLAYER	GP	G	A	PTS	PIM
Joe Sakic	82	54	64	118	30
Peter Forsberg	73	27	62	89	54
Milan Hejduk	80	41	38	79	36
Alex Tanguay	82	27	50	77	37
Chris Drury	71	24	41	65	47
Rob Blake	(COL) 13	2	8	10	8
	(LAK) 54	17	32	49	69
	(NHL) 67	19	40	59	77
Raymond Bourque	80	7	52	59	48
Steve Reinprecht	(COL) 21	3	4	7	2
	(LAK) 59	12	17	29	12
	(NHL) 80	15	21	36	14
Shjon Podein	82	15	17	32	68
Adam Deadmarsh	39	13	13	26	59
Martin Skoula	82	8	17	25	38
Ville Nieminen	50	14	8	22	38
Greg de Vries	79	5	12	17	51
Dan Hinote	76	5	10	15	51
Jon Klemm	78	4	11	15	54

GOALIE	GP	MNS	GA	SO	GAA	W-L-T
Patrick Roy	62	3585	132	4	2.21	40-13-7

PLAYER	GP	G	A	PTS	PIM
Adam Foote	35	3	12	15	42
Stephane Yelle	50	4	10	14	20
Aaron Miller	56	4	9	13	29
Eric Messier	64	5	7	12	26
Dave Reid	73	1	9	10	21
Scott Parker	69	2	3	5	155
Patrick Roy	62	0	5	5	10
Rick Berry	19	0	4	4	38
Nolan Pratt	46	1	2	3	40
Bryan Muir	(COL) 8	0	0	0	4
	(TBL) 10	0	3	3	15
	(NHL) 18	0	3	3	19
Chris Dingman	41	1	1	2	108
Alexei Gusarov	9	0	1	1	6
David Aebischer	26	0	1	1	0
Rob Shearer	2	0	0	0	0
Yuri Babenko	3	0	0	0	0
Joel Prpic	3	0	0	0	2
Brad Larsen	9	0	0	0	0

GOALIE	GP	MNS	GA	SO	GAA	W-L-T
David Aebischer	26	1393	52	3	2.24	12-7-3

2001-02 COLORADO AVALANCHE

45-28-8-1, 99 points, 1st Northwest Div.



PLAYER	GP	G	A	PTS	PIM
Joe Sakic	82	26	53	79	18
Rob Blake	75	16	40	56	58
Alex Tanguay	70	13	35	48	36
Chris Drury	82	21	25	46	38
Steven Reinprecht	67	19	27	46	18
Milan Hejduk	62	21	23	44	24
Martin Skoula	82	10	21	31	42
Radim Vrbata	52	18	12	30	14
Adam Foote	55	5	22	27	55
Ville Nieminen	53	10	14	24	30
Greg de Vries	82	8	12	20	57
Mike Keane	(COL) 22	2	5	7	16
	(STL) 56	4	6	10	22
	(NHL) 78	6	11	17	38
Stephane Yelle	73	5	12	17	48
Eric Messier	74	5	10	15	26
Brian Willisie	56	7	7	14	14
Darius Kasparaitis	(COL) 11	0	0	0	19
	(PIT) 69	2	12	14	123
	(NHL) 80	2	12	14	142

GOALIE	GP	MNS	GA	SO	GAA	W-L-T
Patrick Roy	63	3773	122	9	1.94	32-23-8

PLAYER	GP	G	A	PTS	PIM
Pascal Trepanier	74	4	9	13	59
Shjon Podein	41	6	6	12	39
Dan Hinote	58	6	6	12	39
Brad Larsen	50	2	7	9	47
Riku Hahl	22	2	3	5	14
Scott Parker	63	1	4	5	154
Vaclav Nedorost	25	2	2	4	2
Todd Gill	36	0	4	4	25
Patrick Roy	63	0	3	3	26
Kelly Fairchild	10	2	0	2	2
Bryan Muir	22	1	1	2	9
Jordan Krestanovich	8	0	2	2	0
Jeff Daw	1	0	1	1	0
Phil Sauve	0	0	0	0	0
Jaroslav Obsut	3	0	0	0	0
Steve Moore	8	0	0	0	4
David Aebischer	21	0	0	0	4

GOALIE	GP	MNS	GA	SO	GAA	W-L-T
David Aebischer	21	1184	37	2	1.88	13-6-0

2002-03 COLORADO AVALANCHE

42-19-13-8, 105 points, 1st Northwest Div.



PLAYER	GP	G	A	PTS	PIM
Peter Forsberg	75	29	77	106	70
Milan Hejduk	82	50	48	98	32
Alex Tanguay	82	26	41	67	36
Joe Sakic	58	26	32	58	24
Steve Reinprecht	77	18	33	51	18
Derek Morris	75	11	37	48	68
Rob Blake	79	17	28	45	57
Greg de Vries	82	6	26	32	70
Adam Foote	78	11	20	31	68
Radim Vrbata	66	11	19	30	16
Bates Battaglia	(COL) 13	1	5	6	10
	(CAR) 70	5	14	19	90
	(NHL) 83	6	19	25	100
Martin Skoula	81	4	21	25	68
Dean McAmmond	41	10	8	18	10
Eric Messier	72	4	10	14	16
Bryan Marchment	(COL) 14	0	3	3	33
	(SJS) 67	2	9	11	108
	(NHL) 81	2	12	14	141
Dan Hinote	60	6	4	10	49

GOALIE	GP	MNS	GA	SO	GAA	W-L-T
Patrick Roy	63	3769	137	5	2.18	35-15-13

PLAYER	GP	G	A	PTS	PIM
Mike Keane	65	5	5	10	34
Serge Aubin	66	4	6	10	64
Vaclav Nedorost	42	4	5	9	20
Jeff Shantz	74	3	6	9	35
Riku Hahl	42	3	4	7	12
Scott Parker	43	1	3	4	82
Brad Larsen	6	0	3	3	2
Bryan Muir	32	0	2	2	19
D.J. Smith	34	1	0	1	55
Brian Willisie	12	0	1	1	15
Chris McAllister	(COL) 14	0	1	1	26
	(PHI) 19	0	0	0	21
	(NHL) 33	0	1	1	47
Patrick Roy	63	0	0	0	20
David Aebischer	22	0	0	0	4
Steve Brule	2	0	0	0	0
Jeff Paul	2	0	0	0	7
Charlie Stephens	2	0	0	0	0
Steve Moore	4	0	0	0	0

GOALIE	GP	MNS	GA	SO	GAA	W-L-T
David Aebischer	22	1235	50	1	2.43	7-12-0

YEAR-BY-YEAR PLAYER STATISTICS

2003-04 COLORADO AVALANCHE

40-22-13-7, 100 points, 2nd Northwest Div.



PLAYER	GP	G	A	PTS	PIM	PLAYER	GP	G	A	PTS	PIM	
Joe Sakic	81	33	54	87	42	Kurt Sauer	(COL)	14	0	1	1	19
Alex Tanguay	69	25	54	79	42	(ANA)	55	1	4	5	32	
Milan Hejduk	82	35	40	75	20	(NHL)	69	1	5	6	51	
Peter Forsberg	39	18	37	55	30	Darby Hendrickson	(COL)	20	1	3	4	6
Rob Blake	74	13	33	46	61	(MIN)	14	1	0	1	6	
Matthew Barnaby	(COL)	13	4	5	9	(NHL)	34	2	3	5	12	
	(NVR)	69	12	20	32	Cody McCormick	44	2	3	5	73	
	(NHL)	82	16	25	41	Bob Boughner	(COL)	11	0	0	0	8
Steve Konowalchuk	(COL)	76	19	20	39	(CAR)	43	0	5	5	80	
	(WSH)	6	0	1	1	(NHL)	54	0	5	5	88	
	(NHL)	82	19	21	40	Peter Worrell	49	3	1	4	179	
Paul Kariya	51	11	25	36	22	Brad Larsen	26	2	2	4	11	
John-Michael Liles	79	10	24	34	28	Jim Cummins	55	1	2	3	147	
Teemu Selanne	78	16	16	32	32	Marek Svatos	4	2	0	2	0	
Chris Gratton	(COL)	13	2	1	3	Brett Clark	12	1	1	2	6	
	(PHX)	68	11	18	29	Charlie Stephens	6	0	2	2	4	
	(NHL)	81	13	19	32	Bates Battaglia	4	0	1	1	4	
Adam Foote	73	8	22	30	87	Riku Hahl	28	0	1	1	12	
Derek Morris	69	6	22	28	47	Tommy Salo	(COL)	5	0	0	0	0
Martin Skoula	58	2	14	16	30	(EDM)	44	0	1	1	2	
Karlis Skrastins	82	5	8	13	26	(NHL)	49	0	1	1	2	
Andrei Nikolishin	49	5	7	12	24	David Aebischer	62	0	1	1	4	
Steve Moore	57	5	7	12	37	Dennis Bonvie	1	0	0	0	0	
Dan Hinote	59	4	7	11	57	Mikhail Kulshov	3	0	0	0	0	
Travis Bringle	36	3	4	7	10	Jordan Krestanovich	14	0	0	0	2	
Ossi Vaananen	(COL)	12	0	0	2	Phil Sauve	17	0	0	0	2	
	(PHX)	67	2	4	6	Chris McAllister	34	0	0	0	62	
	(NHL)	79	2	4	6							

GOALIE	GP	MNS	GA	SO	GAA	W-L-T	GOALIE	GP	MNS	GA	SO	GAA	W-L-T
David Aebischer	62	3703	129	4	2.09	32-19-9	Tommy Salo (COL)	5	304	12	0	2.37	1-3-1
Phil Sauve	17	986	50	0	3.04	7-7-3	(EDM)	44	2487	107	3	2.58	17-18-6
							(NHL)	49	2791	119	3	2.56	18-21-7

2005-06 COLORADO AVALANCHE

43-30-9, 95 points, 2nd Northwest Div.



PLAYER	GP	G	A	PTS	PIM	PLAYER	GP	G	A	PTS	PIM	
Joe Sakic	82	32	55	87	60	Brad Richardson	41	3	10	13	12	
Alex Tanguay	71	29	49	78	46	Cody McCormick	45	4	4	8	29	
Andrew Brunette	82	24	39	63	48	Bob Boughner	41	1	6	7	84	
Milan Hejduk	74	24	34	58	24	Brad May	54	3	3	6	52	
Rob Blake	81	14	37	51	94	Wojtek Wolski	9	2	4	6	4	
Marek Svatos	61	32	18	50	60	Kurt Sauer	37	1	4	5	24	
John-Michael Liles	82	14	35	49	44	Ossi Vaananen	53	0	4	4	56	
Pierre Turgeon	62	16	30	46	32	Jim Dowd	(COL)	18	2	1	3	2
Ian Laperriere	82	21	24	45	116	(NHL)	78	5	13	18	40	
Brett McLean	82	9	31	40	51	David Aebischer	(COL)	43	0	3	3	16
Patrice Brisbeois	80	10	28	38	55	(NHL)	50	0	1	3	16	
Brett Clark	80	9	27	36	56	Vitaly Kolesnik	8	0	1	1	2	
Antti Laaksonen	81	16	18	34	40	Peter Budaj	(COL)	34	1	1	4	
Steve Konowalchuk	21	6	9	15	14	Jose Theodore	(COL)	5	0	0	0	0
Karlis Skrastins	82	3	11	14	65	(NHL)	43	0	1	1	2	
Dan Hinote	73	5	8	13	48	Paul Healey	2	0	0	0	14	

GOALIE	GP	MNS	GA	SO	GAA	W-L-T	GOALIE	GP	MNS	GA	SO	GAA	W-L-T
Peter Budaj	34	1803	86	2	2.86	14-10-6	Jose Theodore (COL)	5	296	15	0	3.04	1-3-1
David Aebischer (COL)	43	2477	123	3	2.98	25-14-2	(NHL)	43	2410	137	0	3.41	18-18-6
(NHL)	50	2895	149	3	3.09	29-17-2	Vitaly Kolesnik	8	370	20	0	3.24	3-3-0

2006-07 COLORADO AVALANCHE

44-31-7, 95 points, 4th Northwest Div.



PLAYER	GP	G	A	PTS	PIM	PLAYER	GP	G	A	PTS	PIM	
Joe Sakic	82	36	64	100	46	Ossi Vaananen	74	2	6	8	69	
Andrew Brunette	82	27	56	83	36	Pierre Turgeon	17	4	3	7	10	
Paul Stastny	82	28	50	78	42	Kurt Sauer	48	0	6	6	24	
Milan Hejduk	80	35	35	70	44	Jordan Leopold	15	2	3	5	14	
Wojtek Wolski	76	22	28	50	14	Jeff Finger	22	1	4	5	11	
Tyler Arnason	82	16	33	49	26	Antti Laaksonen	41	3	1	4	16	
John-Michael Liles	71	14	30	44	24	Brad May	(COL)	10	0	3	3	8
Brett Clark	82	10	29	39	50	(NHL)	24	0	4	4	21	
Brett McLean	78	15	20	35	36	(NHL)	10	1	1	2	6	
Marek Svatos	66	15	15	30	46	(NHL)	21	1	1	2	28	
Ian Laperriere	81	8	21	29	133	Kyle Cumiskey	9	1	1	2	2	
Brad Richardson	73	14	8	22	28	Peter Budaj	57	0	2	2	0	
Ken Klee	81	3	16	19	68	Cody McCormick	6	0	1	1	6	
Mark Rycroft	66	6	6	12	31	Jose Theodore	33	0	1	1	6	
Ben Guite	39	3	8	11	16	George Parros	(COL)	2	0	0	0	0
Patrice Brisebois	33	1	10	11	22	(NHL)	34	1	0	1	102	
Karlis Skrastins	68	0	11	11	30							

GOALIE	GP	MNS	GA	SO	GAA	W-L-T	GOALIE	GP	MNS	GA	SO	GAA	W-L-T
Peter Budaj	57	3199	143	3	2.68	31-16-6	Jose Theodore	33	1748	95	0	3.26	13-15-1

YEAR-BY-YEAR PLAYER STATISTICS

2007-08 COLORADO AVALANCHE

44-31-7, 95 points, 2nd Northwest Div.



PLAYER	GP	G	A	PTS	PIM
Paul Stastny	66	24	47	71	24
Andrew Brunette	82	19	40	59	14
Milan Hejduk	77	29	25	54	36
Wojtek Wolski	77	18	30	48	14
Joe Sakic	44	13	27	40	20
Marek Svatos	62	26	11	37	32
Ryan Smyth	55	14	23	37	50
John-Michael Liles	81	6	26	32	26
Tyler Arnason	70	10	21	31	16
Jaroslav Hlinka	63	8	20	28	16
Ben Guite	79	11	11	22	47
Brett Clark	57	5	16	21	33
Scott Hannan	82	2	19	21	55
Jeff Finger	72	8	11	19	40
Ian Laperriere	70	4	15	19	140
Peter Forsberg	9	1	13	14	8
Jordan Leopold	43	5	8	13	20
T.J. Hensick	31	6	5	11	2

GOALIE	GP	MNS	GA	SO	GAA	W-L-T
Jose Theodore	53	3028	123	3	2.44	28-21-3
Peter Budaj	35	1912	82	0	2.57	16-10-4

PLAYER	GP	G	A	PTS	PIM
Cody McLeod	49	4	5	9	120
Ruslan Salei	(COL) 17	3	4	7	23
(NHL)	82	6	24	30	98
David Jones	27	2	4	6	8
Kurt Sauer	54	1	5	6	41
Brad Richardson	22	2	3	5	8
Kyle Cumiskey	38	0	5	5	16
Cody McCormick	40	2	2	4	50
Karlis Skrastins	(COL) 43	1	3	4	20
Wyatt Smith	25	0	3	3	8
Jose Theodore	53	0	2	2	2
Adam Foote	(COL) 12	0	1	1	12
(NHL)	75	1	15	16	107
Peter Budaj	35	0	1	1	2
Scott Parker	25	0	0	0	70
Johnny Boychuk	4	0	0	0	0
Tyler Weiman	1	0	0	0	0

GOALIE	GP	MNS	GA	SO	GAA	W-L-T
Tyler Weiman	1	16	0	0	0.00	0-0-0

2008-09 COLORADO AVALANCHE

32-45-5, 69 points, 5th Northwest Div.



PLAYER	GP	G	A	PTS	PIM
Milan Hejduk	82	27	32	59	16
Ryan Smyth	77	26	33	59	62
Wojtek Wolski	78	14	28	42	28
John-Michael Liles	75	12	27	39	31
Paul Stastny	45	11	25	36	22
Marek Svatos	69	14	20	34	34
Tyler Arnason	71	5	17	22	14
T.J. Hensick	61	4	17	21	14
Ruslan Salei	70	4	17	21	72
Jordan Leopold	(COL) 64	6	14	20	18
Cody McLeod	79	15	5	20	162
Ian Laperriere	74	7	12	19	163
Chris Stewart	53	11	8	19	54
Darcy Tucker	63	8	8	16	67
David Jones	40	8	5	13	8
Brett Clark	76	2	10	12	32
Ben Guite	50	5	7	12	30
Cody McCormick	55	1	11	12	92
Joe Sakic	15	2	10	12	6

GOALIE	GP	MNS	GA	SO	GAA	W-L-T
Peter Budaj	56	3232	154	2	2.86	20-29-5

PLAYER	GP	G	A	PTS	PIM
Scott Hannan	81	1	9	10	26
Adam Foote	42	1	6	7	30
T.J. Galiardi	11	3	1	4	6
Daniel Tjarnqvist	37	2	2	4	8
Brian Willisie	42	1	3	4	14
Ray Macias	6	0	1	1	0
Peter Budaj	56	0	1	1	0
Kyle Cumiskey	6	0	0	0	0
Philippe Dupuis	8	0	0	0	4
Chris Durno	2	0	0	0	0
Matt Hendricks	4	0	0	0	13
Per Ledin	3	0	0	0	2
Aaron MacKenzie	5	0	0	0	0
Lawrence Nycholat	(COL) 5	0	0	0	0
(NHL)	19	0	1	1	6
Wes O'Neill	3	0	0	0	4
Derek Peltier	11	0	0	0	2
Michael Vernace	12	0	0	0	8
Andrew Raycroft	31	0	0	0	2

GOALIE	GP	MNS	GA	SO	GAA	W-L-T
Andrew Raycroft	31	1722	90	0	3.14	12-16-0

2009-10 COLORADO AVALANCHE

43-30-9, 95 points, 2nd Northwest Div.



PLAYER	GP	G	A	PTS	PIM
Paul Stastny	81	20	59	79	50
Chris Stewart	77	28	36	64	73
Matt Duchene	81	24	31	55	16
Wojtek Wolski	(COL) 62	17	30	47	21
Milan Hejduk	56	23	21	44	10
T.J. Galiardi	70	15	24	39	28
John-Michael Liles	59	6	25	31	30
Kyle Quincey	79	6	23	29	76
Ryan O'Reilly	81	8	18	26	18
Darcy Tucker	71	10	14	24	47
Ryan Wilson	61	3	18	21	36
Peter Mueller	(COL) 15	9	11	20	8
(NHL)	69	13	24	37	16
Kyle Cumiskey	61	7	13	20	20
Brett Clark	64	3	17	20	28
Brandon Yip	32	11	8	19	22
Cody McLeod	74	7	11	18	138
David Jones	23	10	6	16	2
Matt Hendricks	56	9	7	16	74
Scott Hannan	81	2	14	16	40
PLAYER	GP	G	A	PTS	PIM

GOALIE	GP	MNS	GA	SO	GAA	W-L-T
Craig Anderson	71	4235	186	7	2.64	38-25-7

PLAYER	GP	G	A	PTS	PIM
Marek Svatos	54	7	4	11	35
Adam Foote	67	0	9	9	64
Chris Durno	41	4	4	8	47
Ruslan Salei	14	1	5	6	10
Kevin Porter	(COL) 16	2	1	3	0
(NHL)	20	2	1	3	0
Ryan Stoa	12	2	1	3	0
T.J. Hensick	7	1	2	3	0
Craig Anderson	71	0	3	3	16
Justin Mercier	9	1	1	2	0
David Koci	43	1	0	1	84
Tom Preissing	4	0	1	1	0
Stephane Yelle	(COL) 11	0	1	1	4
(NHL)	70	4	4	8	32
Philippe Dupuis	4	0	1	1	2
Peter Budaj	15	0	1	1	0
Wes O'Neill	2	0	0	0	2
Darren Haydar	1	0	0	0	0
Brian Willisie	4	0	0	0	0
Derek Peltier	3	0	0	0	0

GOALIE	GP	MNS	GA	SO	GAA	W-L-T
Peter Budaj	15	728	32	1	2.64	5-5-2

YEAR-BY-YEAR PLAYER STATISTICS

2010-11 COLORADO AVALANCHE

30-44-8, 68 points, 4th Northwest Div.



PLAYER	GP	G	A	PTS	PIM	PLAYER	GP	G	A	PTS	PIM
Matt Duchene	80	27	40	67	33	Mark Oliver	18	2	7	9	18
Paul Stastny	74	22	35	57	56	Cody McLeod	71	5	3	8	189
Milan Hejduk	71	22	34	56	18	Kyle Cumiskey	18	1	7	8	10
John-Michael Liles	76	6	40	46	35	Adam Foote	47	0	8	8	33
David Jones	77	27	18	45	28	Scott Hannan	(COL) 23	0	6	6	6
Chris Stewart	(COL) 36	13	17	30	38	Jonas Holos	39	0	6	6	10
Ryan O'Reilly	74	13	13	26	16	Ryan Stoa	25	2	2	4	20
Daniel Winnik	80	11	15	26	35	Jay McClement	(COL) 24	1	3	4	12
Kevin Shattenkirk	(COL) 46	7	19	26	20	(NHL) 80	7	13	20	30	
Kevin Porter	74	14	11	25	27	David Van Der Gulik	6	1	2	3	2
Brandon Yip	71	12	10	22	54	Cameron Gordon	11	1	0	1	16
Thomas Fleischmann	(COL) 22	8	13	21	8	David Koci	35	1	0	1	80
(NHL) 45	12	19	31	18		David Liffiton	4	1	0	1	17
Philippe Dupuis	74	6	11	17	40	Kyle Quincey	21	0	1	1	18
Ryan Wilson	67	3	13	16	68	Peter Budaj	45	0	1	1	6
T.J. Galiardi	35	7	8	15	12	Craig Anderson	(COL) 33	0	1	1	4
Greg Mauldin	29	5	5	10	8	Colby Cohen	(COL) 3	0	0	0	4
Erik Johnson	(COL) 22	3	7	10	19	Shawn Belle	(COL) 4	0	0	0	2
(NHL) 77	8	21	29	56		(NHL) 9	0	0	0	2	
Ryan O'Byrne	(COL) 64	0	10	10	71	Peter Forsberg	2	0	0	0	4
(NHL) 67	0	10	10	75		(COL) 2	0	0	0	2	
Matt Hunwick	(COL) 51	0	10	10	16	Brian Elliott	(COL) 12	0	0	0	0
(NHL) 73	1	12	13	25		(NHL) 55	0	0	0	0	

GOALIE	GP	MNS	GA	SO	GAA	W-L-T	GOALIE	GP	MNS	GA	SO	GAA	W-L-T
Peter Budaj	45	2439	130	1	3.20	15-21-4	Brian Elliott (COL)	12	690	44	0	3.83	2-8-1
Craig Anderson (COL)	33	1810	99	0	3.28	13-15-3	(NHL)	55	2983	166	3	3.34	15-27-9

2011-12 COLORADO AVALANCHE

41-35-6, 88 points, 3rd Northwest Div.



PLAYER	GP	G	A	PTS	PIM	PLAYER	GP	G	A	PTS	PIM
Ryan O'Reilly	81	18	37	55	12	Stefan Elliott	39	4	9	13	8
Paul Stastny	79	21	32	53	34	Steve Downie	(COL) 20	2	11	13	16
Gabriel Landeskog	82	22	30	52	51	(NHL) 75	14	27	41	137	
David Jones	72	20	17	37	32	Cody McLeod	75	6	5	11	164
Milan Hejduk	81	14	23	37	14	Mark Oliver	24	4	3	7	15
Matt Duchene	58	14	14	28	8	Kevin Porter	35	4	3	7	17
Erik Johnson	73	4	22	26	26	Ryan O'Byrne	74	1	6	7	57
Kyle Quincey	(COL) 54	5	18	23	60	Matt Hunwick	33	3	3	6	8
Ryan Wilson	59	1	20	21	33	David Van Der Gulik	25	1	5	6	2
Shane O'Brien	76	3	17	20	105	Joakim Lindstrom	16	2	3	5	0
Jan Hejda	81	5	14	19	24	Brad Malone	9	0	2	2	0
Daniel Winnik	(COL) 63	5	13	18	42	Semyon Varlamov	53	0	1	1	2
Jay McClement	80	10	7	17	31	Tyson Barrie	10	0	0	0	0
Peter Mueller	32	7	9	16	8	Evan Brophy	3	0	0	0	0
T.J. Galiardi	(COL) 55	8	6	14	47	Mike Connolly	2	0	0	0	2
Chuck Kobasew	58	7	7	14	51	Brandon Yip	(COL) 10	0	0	0	8
Jamie McGinn	(COL) 17	8	5	13	11	J.S. Giguere	32	0	0	0	2
(NHL) 78	20	17	37	37							

GOALIE	GP	MNS	GA	SO	GAA	W-L-T	GOALIE	GP	MNS	GA	SO	GAA	W-L-T
J.S. Giguere	32	1820	69	2	2.27	15-11-3	Semyon Varlamov	53	3151	136	4	2.59	26-24-3

2012-13 COLORADO AVALANCHE

16-25-7, 39 points, 5th Northwest Div.



PLAYER	GP	G	A	PTS	PIM	PLAYER	GP	G	A	PTS	PIM
P.A. Parenteau	48	18	25	43	38	Greg Zanon	44	0	6	6	28
Matt Duchene	47	17	26	43	12	Patrick Borgeleau	46	2	3	5	70
Paul Stastny	40	9	15	24	14	Stefan Elliott	18	1	3	4	2
Jamie McGinn	47	11	11	22	26	Erik Johnson	31	0	4	4	18
John Mitchell	47	10	10	20	18	Shane O'Brien	28	0	4	4	60
Ryan O'Reilly	29	6	14	20	4	Ryan O'Byrne	(COL) 34	1	3	4	54
Gabriel Landeskog	36	9	8	17	22	Ryan Wilson	12	0	3	3	8
Tyson Barrie	32	2	11	13	10	Brad Malone	13	1	1	2	16
Cody McLeod	48	8	4	12	83	David Van Der Gulik	9	0	2	2	6
Milan Hejduk	29	4	7	11	0	Steve Downie	2	0	1	1	6
Jan Hejda	46	1	9	10	28	Semyon Varlamov	35	0	1	1	0
David Jones	33	3	6	9	6	Tomas Vincour	(COL) 2	0	1	1	2
Chuck Kobasew	37	5	4	9	21	(NHL) 17	2	0	2	4	4
Aaron Palushaj	25	2	7	9	8	Sami Aittokallio	1	0	0	0	0
Matt Hunwick	43	0	6	6	16	Jean-Sebastien Giguere	18	0	0	0	4
Mark Oliver	32	4	2	6	6	Michael Sgarbossa	6	0	0	0	4

GOALIE	GP	MNS	GA	SO	GAA	W-L-T	GOALIE	GP	MNS	GA	SO	GAA	W-L-T
J.S. Giguere	18	908	43	0	2.84	5-4-4	Sami Aittokallio	1	49	2	0	2.45	0-0-0
Semyon Varlamov	35	1950	98	3	3.02	11-21-3							

YEAR-BY-YEAR PLAYER STATISTICS

2013-14 COLORADO AVALANCHE

52-22-8, 112 points, 1st Central Division



PLAYER	GP	G	A	PTS	PIM
Matt Duchene	71	23	47	70	19
Gabriel Landeskog	81	26	39	65	71
Ryan O'Reilly	80	28	36	64	2
Nathan MacKinnon	82	24	39	63	26
Paul Stastny	71	25	35	60	22
Erik Johnson	80	9	30	39	61
Jamie McGinn	79	19	19	38	30
Tyson Barrie	64	13	25	38	20
PA Parenteau	55	14	19	33	30
John Mitchell	75	11	21	32	36
Andre Benoit	79	7	21	28	26
Nick Holden	54	10	15	25	22
Maxime Talbot	(COL) 70	7	18	25	43
	(NHL) 81	8	19	27	45
Jan Hejda	78	6	11	17	40
Cody McLeod	71	5	8	13	122
Patrick Bordeleau	82	6	5	11	115

PLAYER	GP	G	A	PTS	PIM
Alex Tanguay	16	4	7	11	4
Cory Sarich	54	1	9	10	38
Nate Guenin	68	1	8	9	46
Marc-Andre Cliche	76	1	6	7	17
Steve Downie	(COL) 11	1	6	7	36
Ryan Wilson	28	0	6	6	12
Brad Malone	32	3	2	5	23
Semyon Varlamov	63	0	3	3	2
Stefan Elliott	1	1	0	1	0
Paul Carey	12	0	0	0	0
Matt Hunwick	1	0	0	0	0
Karl Stollery	2	0	0	0	2
David Van Der Gulk	2	0	0	0	0
Sami Aittokallio	1	0	0	0	0
Reto Berra	(COL) 2	0	0	0	0
	(NHL) 31	0	0	0	2
J.S. Giguere	22	0	0	0	4

GOALIE	GP	MNS	GA	SO	GAA	W-L-T
Semyon Varlamov	63	3640	146	2	2.41	41-14-6
J.S. Giguere	22	1212	53	2	2.62	11-6-1

GOALIE	GP	MNS	GA	SO	GAA	W-L-T
Sami Aittokallio	1	40	3	0	4.50	0-1-0
Reto Berra	(COL) 2	72	7	0	5.83	0-1-1
	(NHL) 31	1720	88	0	3.07	9-18-3

2014-15 COLORADO AVALANCHE

39-31-12, 90 points, 7th Central Division



PLAYER	GP	G	A	PTS	PIM
Jarome Iginla	82	29	30	59	42
Gabriel Landeskog	82	23	36	59	79
Alex Tanguay	80	22	33	55	40
Matt Duchene	82	21	34	55	16
Ryan O'Reilly	82	17	38	55	12
Tyson Barrie	80	12	41	53	26
Nathan MacKinnon	64	14	24	38	34
John Mitchell	68	11	15	26	32
Erik Johnson	47	12	11	23	33
Zach Redmond	59	5	15	20	24
Max Talbot	(COL) 63	5	10	15	27
Nate Guenin	76	2	13	15	32
Nick Holden	78	5	9	14	28
Brad Stuart	65	3	10	13	16
Jan Hejda	81	1	12	13	42
Daniel Briere	57	8	4	12	18
Cody McLeod	82	7	5	12	191
Dennis Everberg	55	3	9	12	10
Marc-Andre Cliche	74	2	5	7	17
Jamie McGinn	19	4	2	6	6

PLAYER	GP	G	A	PTS	PIM
Joey Hishon	13	1	1	2	0
Borna Rendulic	11	1	1	2	6
Freddie Hamilton	(COL) 17	1	0	1	0
Paul Carey	(NHL) 18	1	0	1	0
Michael Sgarbossa	(COL) 10	0	1	1	0
Tomas Vincour	7	0	1	1	2
Michael Sgarbossa	(COL) 3	0	1	1	10
Andrew Agozzino	1	0	1	1	0
Semyon Varlamov	57	0	0	0	4
Jordan Caron	(COL) 19	0	0	0	2
	(NHL) 30	0	0	0	18
Stefan Elliott	5	0	0	0	2
Karl Stollery	(COL) 5	0	0	0	2
Ben Street	3	0	0	0	0
Ryan Wilson	3	0	0	0	0
Patrick Bordeleau	1	0	0	0	0
Duncan Siemens	1	0	0	0	0
Colin Smith	1	0	0	0	0
Reto Berra	19	0	0	0	0
Calvin Pickard	16	0	0	0	0

GOALIE	GP	MNS	GA	SO	GAA	W-L-T
Semyon Varlamov	57	3307	141	5	2.56	28-20-8
Calvin Pickard	16	895	35	0	2.35	6-7-3

GOALIE	GP	MNS	GA	SO	GAA	W-L-T
Reto Berra	19	748	33	1	2.65	5-4-1

YEAR-BY-YEAR TEAM RESULTS

1979-1980 QUEBEC NORDIQUES

25-44-11, 61 points, 5th Adams Div.

GM	DATE	OPP.	SCORE	W/L	REC.
1	Oct. 10	Atl.	3-5	L	0-1-0
2	Oct. 13	at Mtl.	1-3	L	0-2-0
3	Oct. 18	at Colo.	5-2	W	1-2-0
4	Oct. 19	at Edm.	3-6	L	1-3-0
5	Oct. 21	at Chi.	3-0	W	2-3-0
6	Oct. 24	Hart.	2-2	T	2-3-1
7	Oct. 27	Buff.	0-3	L	2-4-1
8	Oct. 28	Mtl.	5-4	W	3-4-1
9	Oct. 31	Winn.	2-5	L	3-5-1
10	Nov. 2	at Atl.	4-3	T	3-5-2
11	Nov. 4	Det.	5-1	W	4-5-2
12	Nov. 7	Phila.	3-4	L	4-6-2
13	Nov. 10	at NYR	4-5	L	4-7-2
14	Nov. 11	St. L.	4-1	W	5-7-2
15	Nov. 14	at Minn.	2-7	L	5-8-2
16	Nov. 16	at Winn.	3-2	W	6-8-2
17	Nov. 18	Tor.	4-2	W	7-8-2
18	Nov. 20	Bos.	3-5	L	7-9-2
19	Nov. 22	at Bos.	4-7	L	7-10-2
20	Nov. 24	at Hart.	4-4	T	7-10-3
21	Nov. 25	Wash.	2-2	T	7-10-4
22	Nov. 27	at St. L.	2-4	L	7-11-4
23	Nov. 28	at Pitt.	2-7	L	7-12-4
24	Dec. 1	at Wash.	2-7	L	7-13-4
25	Dec. 2	Van.	3-1	W	8-13-4
26	Dec. 4	Colo.	1-3	L	8-14-4
27	Dec. 6	St. L.	5-2	W	9-14-4
28	Dec. 9	LA	3-2	W	10-14-4
29	Dec. 12	at Phila.	5-0	W	11-14-4
30	Dec. 13	at Winn.	4-6	L	11-15-4
31	Dec. 15	at Det.	4-4	T	11-16-5
32	Dec. 16	Pitt.	4-1	W	12-15-5
33	Dec. 19	Colo.	6-3	W	13-15-5
34	Dec. 23	at Buff.	3-1	W	14-15-5
35	Dec. 27	at LA	0-3	L	14-16-5
36	Dec. 29	at Van.	2-6	L	14-17-5
37	Dec. 30	at Edm.	2-1	W	15-17-5
38	Jan. 2	NYR	3-3	T	15-17-6
39	Jan. 5	at Tor.	7-3	W	16-17-6
40	Jan. 9	Edm.	3-2	W	17-17-6
41	Jan. 11	at Atl.	3-4	L	17-18-6
42	Jan. 12	at St. L.	1-8	L	17-19-6
43	Jan. 16	Bos.	1-3	L	17-20-6
44	Jan. 19	at NYI	1-3	L	17-21-6
45	Jan. 20	Wash.	3-2	W	18-21-6
46	Jan. 23	Minn.	6-4	W	19-21-6
47	Jan. 26	at Wash.	1-1	T	19-21-7
48	Jan. 27	Det.	6-7	L	19-22-7
49	Jan. 30	Atl.	1-4	L	19-23-7
50	Feb. 2	at Bos.	2-7	L	19-24-7
51	Feb. 3	NYR	5-4	W	20-24-7
52	Feb. 6	Chi.	3-3	T	20-24-8
53	Feb. 9	at NYI	0-5	L	20-25-8
54	Feb. 10	at NYR	1-3	L	20-26-8
55	Feb. 14	at Mtl.	1-5	L	20-27-8
56	Feb. 17	at Winn.	5-6	L	20-28-8
57	Feb. 18	at Minn.	2-6	L	20-29-8
58	Feb. 19	Buff.	1-3	L	20-30-8
59	Feb. 23	at Edm.	1-2	L	20-31-8
60	Feb. 24	Pitt.	2-0	W	21-31-8
61	Feb. 26	Hart.	9-5	W	22-31-8
62	Feb. 27	NYI	3-5	L	22-32-8
63	Mar. 2	LA	3-4	L	22-33-8
64	Mar. 5	Minn.	3-3	T	22-33-9
65	Mar. 8	at Tor.	2-3	L	22-34-9
66	Mar. 9	Tor.	5-4	W	23-34-9
67	Mar. 12	Edm.	3-6	L	23-35-9
68	Mar. 16	Van.	2-3	L	23-36-9
69	Mar. 19	at Chi.	2-5	L	23-37-9
70	Mar. 20	at Colo.	6-2	W	24-37-9
71	Mar. 22	at LA	1-4	L	24-38-9
72	Mar. 23	at Van.	6-2	W	25-38-9
73	Mar. 26	Chi.	2-7	L	25-39-9
74	Mar. 27	at Phila.	2-5	L	25-40-9
75	Mar. 29	at Det.	7-9	W	25-41-9
76	Mar. 30	NYI	6-9	L	25-42-9
77	Apr. 1	Phila.	3-3	T	25-42-10
78	Apr. 3	at Buff.	3-8	L	25-43-10
79	Apr. 4	at Hart.	2-9	L	25-44-10
80	Apr. 6	Mtl.	4-4	T	25-44-11

1980-1981 QUEBEC NORDIQUES

30-32-18, 78 points, 4th Adams Div.

GM	DATE	OPP.	SCORE	W/L	REC.
1	Oct. 9	at Cgy.	5-5	T	0-0-1
2	Oct. 10	at Edm.	7-4	W	1-0-1
3	Oct. 12	at Van.	2-8	L	1-1-1
4	Oct. 14	at Colo.	1-4	L	1-2-1
5	Oct. 16	at LA	4-6	L	1-3-1
6	Oct. 19	at Winn.	4-4	T	1-3-2
7	Oct. 22	at Minn.	2-4	L	1-4-2
8	Oct. 25	at Hart.	2-4	L	1-5-2
9	Oct. 26	at Chi.	4-7	L	1-6-2
10	Oct. 29	Van.	3-3	T	1-6-3
11	Nov. 1	Phila.	3-3	T	1-6-4
12	Nov. 2	Colo.	4-5	L	1-7-4
13	Nov. 4	at Mtl.	4-5	L	1-8-4
14	Nov. 9	at Phila.	1-3	L	1-9-4
15	Nov. 11	Chi.	6-6	T	1-9-5
16	Nov. 12	Winn.	5-1	W	2-9-5
17	Nov. 16	at Buff.	1-8	L	2-10-5
18	Nov. 18	Wash.	6-2	W	3-10-5
19	Nov. 19	Det.	2-1	W	4-10-5
20	Nov. 22	Cgy.	3-3	T	4-10-6
21	Nov. 24	LA	3-4	L	4-11-6
22	Nov. 26	Minn.	5-2	W	5-11-6
23	Nov. 30	NYI	3-7	L	5-12-6
24	Dec. 1	at St. L.	2-5	L	5-13-6
25	Dec. 4	at Det.	4-1	W	6-13-6
26	Dec. 6	at Tor.	2-5	L	6-14-6
27	Dec. 7	Tor.	4-4	T	6-14-7
28	Dec. 10	Bos.	4-6	L	6-15-7
29	Dec. 12	at Bos.	5-3	W	7-15-7
30	Dec. 14	Edm.	6-5	W	8-15-7
31	Dec. 17	St. L.	4-1	W	9-15-7
32	Dec. 20	at NYI	2-5	L	9-16-7
33	Dec. 21	Hart.	6-5	W	10-16-7
34	Dec. 23	Mtl.	2-2	T	10-16-8
35	Dec. 27	at Pitt.	4-6	L	10-17-8
36	Dec. 30	NYR	3-6	L	10-18-8
37	Jan. 3	Buff.	3-3	T	10-18-9
38	Jan. 4	at NYR	2-2	T	10-18-10
39	Jan. 6	at St. L.	3-6	L	10-19-10
40	Jan. 7	at Buff.	1-5	L	10-20-10
41	Jan. 10	at Mtl.	5-5	T	10-20-11
42	Jan. 11	Edm.	5-3	W	10-21-11
43	Jan. 13	Winn.	3-3	T	10-21-12
44	Jan. 15	at Phila.	4-1	W	11-21-12
45	Jan. 17	at Minn.	1-7	L	11-22-12
46	Jan. 18	at Chi.	2-7	L	11-23-12
47	Jan. 21	Buff.	5-6	L	11-24-12
48	Jan. 24	at NYI	4-7	L	11-25-12
49	Jan. 26	LA	5-7	L	11-26-12
50	Jan. 28	Det.	2-2	T	11-26-13
51	Jan. 31	NYI	5-1	W	12-26-13
52	Feb. 2	Hart.	4-2	W	13-26-13
53	Feb. 4	Minn.	6-2	W	14-26-13
54	Feb. 7	Phila.	5-3	W	15-26-13
55	Feb. 8	at Bos.	4-3	W	16-26-13
56	Feb. 12	at Cgy.	3-5	L	16-27-13
57	Feb. 13	at Edm.	4-2	W	17-27-13
58	Feb. 15	at Winn.	3-4	L	17-28-13
59	Feb. 17	at Colo.	6-3	W	18-28-13
60	Feb. 18	at LA	4-2	W	19-28-13
61	Feb. 20	at Van.	9-3	W	20-28-13
62	Feb. 22	at Wash.	11-7	W	21-28-13
63	Feb. 25	Bos.	5-3	W	22-28-13
64	Mar. 2	Pitt.	4-5	L	22-29-13
65	Mar. 4	Wash.	7-4	W	23-29-13
66	Mar. 8	Chi.	2-3	L	23-30-13
67	Mar. 10	NYR	6-4	W	24-30-13
68	Mar. 11	St. L.	5-5	T	24-30-14
69	Mar. 14	at Pitt.	3-3	T	24-30-15
70	Mar. 15	Colo.	3-0	W	25-30-15
71	Mar. 17	at Det.	4-3	W	26-30-15
72	Mar. 18	at Wash.	6-4	W	27-30-15
73	Mar. 22	at NYR	7-7	T	27-30-16
74	Mar. 23	Van.	3-3	T	27-30-17
75	Mar. 25	Cgy.	4-2	W	28-30-17
76	Mar. 29	Mtl.	4-0	W	29-30-17
77	Mar. 31	Pitt.	5-1	W	30-30-17
78	Apr. 1	at Hart.	4-5	L	30-31-17
79	Apr. 4	at Tor.	5-5	T	30-31-18
80	Apr. 5	Tor.	2-4	L	30-32-18

1981-1982 QUEBEC NORDIQUES

33-31-16, 82 points, 4th Adams Div.

GM	DATE	OPP.	SCORE	W/L	REC.
1	Oct. 6	Hart.	6-5	W	1-0-0
2	Oct. 8	at Bos.	7-5	W	2-0-0
3	Oct. 10	at Pitt.	1-2	L	2-1-0
4	Oct. 12	Minn.	2-4	L	2-2-0
5	Oct. 14	at Buff.	2-4	L	2-3-0
6	Oct. 17	Tor.	6-4	W	3-3-0
7	Oct. 19	Van.	6-3	W	4-3-0
8	Oct. 21	at Wash.	6-3	W	5-3-0
9	Oct. 22	at Phila.	2-3	L	5-4-0
10	Oct. 24	Det.	8-3	W	6-4-0
11	Oct. 27	at LA	7-8	L	6-5-0
12	Oct. 28	at Colo.	3-1	W	7-5-0
13	Oct. 31	at Edm.	4-11	L	7-6-0
14	Nov. 2	Mtl.	5-4	W	8-6-0
15	Nov. 4	St. L.	6-2	W	9-6-0
16	Nov. 7	Bos.	1-10	L	9-7-0
17	Nov. 9	Det.	5-3	W	10-7-0
18	Nov. 11	at Van.	5-6	L	10-8-0
19	Nov. 12	at Cgy.	2-3	L	10-9-0
20	Nov. 14	at Minn.	5-5	T	10-9-1
21	Nov. 17	NYI	7-2	W	11-9-1
22	Nov. 19	at Mtl	1-1	T	11-9-2
23	Nov. 21	Hart.	7-3	W	12-9-2
24	Nov. 22	at Bos.	6-1	W	13-9-2
25	Nov. 24	Pitt.	1-7	L	13-10-2
26	Nov. 25	at Hart.	3-3	T	13-10-3
27	Nov. 28	NYR	7-4	W	14-10-3
28	Nov. 29	at NYR	4-4	T	14-10-4
29	Dec. 2	Edm.	9-8	W	15-10-4
30	Dec. 5	Bos.	3-5	L	15-11-4
31	Dec. 8	Cgy	4-7	L	15-12-4
32	Dec. 12	St. L.	4-6	L	15-13-4
33	Dec. 13	at Buff.	4-4	T	15-13-5
34	Dec. 15	at NYI	7-10	L	15-14-5
35	Dec. 17	at Det.	3-2	W	16-14-5
36	Dec. 19	Buff.	7-3	W	17-14-5
37	Dec. 22	Mtl	5-2	W	18-14-5
38	Dec. 27	at Mtl	3-6	L	18-15-5
39	Dec. 29	Chi.	8-1	W	19-15-5
40	Jan. 2	Buff.	6-3	W	20-15-5
41	Jan. 5	Wash.	3-0	W	21-15-5
42	Jan. 9	Bos.	6-1	W	22-15-5
43	Jan. 11	Hart.	6-2	W	23-15-5
44	Jan. 13	at St. L.	4-2	W	24-15-5
45	Jan. 16	at Minn.	1-4	L	24-16-5
46	Jan. 17	at Winn.	7-5	W	25-16-5
47	Jan. 19	Phila.	2-2	T	25-16-6
48	Jan. 20	at Hart.	2-4	L	25-17-6
49	Jan. 22	at Buff.	3-5	L	25-18-6
50	Jan. 23	Buff.	2-3	L	25-19-6
51	Jan. 26	Mtl.	3-8	L	25-20-6
52	Jan. 30	at Tor.	2-2	T	25-20-7
53	Jan. 31	at Hart.	4-4	T	25-20-8
54	Feb. 2	Colo.	8-7	W	26-20-8
55	Feb. 6	Phila.	4-3	W	27-20-8
56	Feb. 7	at Wash.	5-5	T	27-20-9
57	Feb. 11	at LA	4-4	T	27-20-10
58	Feb. 12	at NYR	2-2	L	27-21-10
59	Feb. 14	at NYR	2-5	L	27-22-10
60	Feb. 16	Winn.	7-3	W	28-22-10
61	Feb. 19	at Winn.	4-4	T	28-22-11
62	Feb. 21	at Chi.	3-5	L	28-23-11
63	Feb. 23	Mtl.	4-3	W	29-23-11
64	Feb. 25	at Mtl.	4-4	T	29-23-12
65	Feb. 27	at NYI	5-5	T	29-23-13
66	Feb. 28	NYR	5-5	T	29-24-13
67	Mar. 3	Edm.	6-6	W	30-23-14
68	Mar. 6	Pitt.	4-6	L	30-24-14
69	Mar. 9	Det.	4-3	W	30-25-14
70	Mar. 13	Chi.	9-3	W	31-25-14
71	Mar. 16	Hart.	5-7	L	31-26-14
72	Mar. 17	at Tor.	3-6	L	31-27-14
73	Mar. 20	Van.	3-3	T	31-27-15
74	Mar. 22	at Bos.	4-5	L	31-28-15
75	Mar. 24	at Hart.	3-3	T	31-28-16
76	Mar. 27	at Mtl.	2-4	L	31-29-16
77	Mar. 30	at NYI	4-6	L	31-30-16
78	Apr. 1	Bos.	8-5	W	32-30-16
79	Apr. 3	Bos.	4-5	L	32-31-16
80	Apr. 4	at Buff.	7-4	W	33-31-16

YEAR-BY-YEAR TEAM RESULTS

1982-1983 QUEBEC NORDIQUES

34-34-12, 80 points, 4th Adams Div.

GM	DATE	OPP.	SCORE	W/L	REC.
1	Oct. 6	at Buff.	6-4	W	1-0-0
2	Oct. 7	at Phila.	5-9	L	1-1-0
3	Oct. 9	Buff.	6-4	W	2-1-0
4	Oct. 11	Mtl.	3-4	L	2-2-0
5	Oct. 14	LA	4-4	T	2-2-1
6	Oct. 16	Phila.	3-4	L	2-3-1
7	Oct. 20	at Det.	5-3	W	3-3-1
8	Oct. 21	Pitt.	8-4	W	4-3-1
9	Oct. 23	at Mtl.	5-9	L	4-4-1
10	Oct. 26	Tor.	9-4	W	5-4-1
11	Oct. 30	NJR	5-4	W	6-4-1
12	Nov. 2	Van.	2-5	L	6-5-1
13	Nov. 6	Minn.	4-1	W	7-5-1
14	Nov. 8	Edm.	5-5	T	7-5-2
15	Nov. 10	at Hart.	5-7	L	7-6-2
16	Nov. 11	at Bos.	3-2	W	8-6-2
17	Nov. 13	NJ	7-2	W	9-6-2
18	Nov. 16	Bos.	4-7	L	9-7-2
19	Nov. 18	at Mtl.	4-7	L	9-8-2
20	Nov. 21	at Edm.	9-7	W	10-8-2
21	Nov. 23	at Van.	2-5	L	10-9-2
22	Nov. 25	at Cgy.	3-2	W	11-9-2
23	Nov. 27	Chi.	1-3	L	11-10-2
24	Nov. 30	Winn.	8-6	W	12-10-2
25	Dec. 2	at Bos.	3-3	T	12-10-3
26	Dec. 4	Buff.	3-2	W	13-10-3
27	Dec. 7	Bos.	10-5	W	14-10-3
28	Dec. 9	at Phila.	1-4	L	14-11-3
29	Dec. 11	at Pitt.	7-4	W	15-11-3
30	Dec. 12	at Chi.	3-7	L	15-12-3
31	Dec. 14	Tor.	4-4	T	15-12-4
32	Dec. 18	Buff.	4-5	L	15-13-4
33	Dec. 19	at Buff.	1-3	L	15-14-4
34	Dec. 21	NJI	3-3	T	15-14-5
35	Dec. 23	Mtl.	6-3	W	16-14-5
36	Dec. 26	at Mtl.	4-4	T	16-14-6
37	Dec. 28	Hart.	4-1	W	17-14-6
38	Jan. 2	Wash.	4-7	L	17-15-6
39	Jan. 4	Mtl.	3-1	W	18-15-6
40	Jan. 7	at NYR	1-5	L	18-16-6
41	Jan. 8	at NYI	1-6	L	18-17-6
42	Jan. 10	at NJ	2-6	W	18-18-6
43	Jan. 12	at Buff.	1-2	L	18-19-6
44	Jan. 13	at Bos.	0-2	L	18-20-6
45	Jan. 15	Cgy.	7-2	W	19-20-6
46	Jan. 18	St. L.	3-1	W	20-20-6
47	Jan. 21	at Wash.	5-4	W	21-20-6
48	Jan. 22	at Pitt.	7-3	W	22-20-6
49	Jan. 25	Winn.	6-3	W	23-20-6
50	Jan. 27	at Hart.	2-5	L	23-21-6
51	Jan. 29	NJ	6-4	W	24-21-6
52	Feb. 1	Hart.	12-3	W	25-21-6
53	Feb. 3	at Bos.	3-5	L	25-22-6
54	Feb. 5	Buff.	0-0	T	25-22-7
55	Feb. 6	Wash.	4-4	T	25-22-8
56	Feb. 10	at Cgy.	3-3	T	25-22-9
57	Feb. 11	at Edm.	3-7	L	25-23-9
58	Feb. 13	at Chi.	5-4	W	26-23-9
59	Feb. 15	NJI	4-1	W	27-23-9
60	Feb. 17	at Minn.	3-6	L	27-24-9
61	Feb. 19	at St. L.	4-4	T	27-24-10
62	Feb. 22	at Mtl.	1-6	L	27-25-10
63	Feb. 24	Mtl.	3-6	L	27-26-10
64	Feb. 26	NJR	6-3	W	28-26-10
65	Mar. 1	Det.	5-5	T	28-26-11
66	Mar. 3	at Det.	3-5	L	28-27-11
67	Mar. 5	Hart.	10-3	W	29-27-11
68	Mar. 6	at Hart.	7-3	W	30-27-11
69	Mar. 8	Bos.	5-11	L	30-28-11
70	Mar. 12	Minn.	6-3	W	31-28-11
71	Mar. 15	at St. L.	3-5	L	31-29-11
72	Mar. 17	at LA	3-4	L	31-30-11
73	Mar. 18	at Van.	3-7	L	31-31-11
74	Mar. 20	at Winn.	2-3	L	31-32-11
75	Mar. 24	LA	7-3	W	32-32-11
76	Mar. 26	at Tor.	1-2	L	32-33-11
77	Mar. 27	at Buff.	6-6	T	32-33-12
78	Mar. 29	Bos.	3-4	L	32-34-12
79	Apr. 2	at Hart.	5-4	W	33-34-12
80	Apr. 3	Hart.	6-5	W	34-34-12

1983-1984 QUEBEC NORDIQUES

42-28-10, 94 points, 3rd Adams Div.

GM	DATE	OPP.	SCORE	W/L	REC.
1	Oct. 4	NYI	7-3	W	1-0-0
2	Oct. 6	at Bos.	3-9	L	1-1-0
3	Oct. 8	Buff.	9-2	W	2-1-0
4	Oct. 10	Mtl.	4-6	L	2-2-0
5	Oct. 13	at Hart.	4-4	T	2-2-1
6	Oct. 14	at NJ	6-4	W	3-2-1
7	Oct. 16	at Wash.	4-2	W	4-2-1
8	Oct. 18	Bos.	5-3	W	5-2-1
9	Oct. 19	at Tor.	8-1	W	6-2-1
10	Oct. 22	Minn.	11-2	W	7-2-1
11	Oct. 25	Phila.	2-4	L	7-3-1
12	Oct. 27	at Phila.	3-4	L	7-4-1
13	Oct. 29	at Det.	3-4*	L	7-5-1
14	Nov. 1	LA	8-4	W	8-5-1
15	Nov. 3	at Mtl.	2-3	L	8-6-1
16	Nov. 5	NYR	4-1	T	8-6-2
17	Nov. 6	at Buff.	7-4	W	9-6-2
18	Nov. 8	Edm.	4-7	L	9-7-2
19	Nov. 12	Bos.	4-6	L	9-8-2
20	Nov. 15	Det.	1-3	L	9-9-2
21	Nov. 17	at Hart.	4-2	W	10-9-2
22	Nov. 19	Hart.	4-4	T	10-9-3
23	Nov. 20	at NYR	5-6*	L	10-10-3
24	Nov. 22	at NYI	2-3	L	10-11-3
25	Nov. 24	at Bos.	6-3	W	11-11-3
26	Nov. 26	Buff.	3-2	W	12-11-3
27	Nov. 29	Wash.	6-3	W	13-11-3
28	Dec. 1	at Mtl.	6-3	W	14-11-3
29	Dec. 3	Chi.	3-2	W	15-11-3
30	Dec. 6	Cgy.	8-1	W	16-11-3
31	Dec. 10	at LA	6-4	W	17-11-3
32	Dec. 13	at Van.	2-6	L	17-12-3
33	Dec. 14	at Cgy.	2-4	L	17-13-3
34	Dec. 17	at Edm.	1-8	L	17-14-3
35	Dec. 20	Van.	6-4	W	18-14-3
36	Dec. 22	Mtl.	4-1	W	19-14-3
37	Dec. 27	Hart.	7-3	W	20-14-3
38	Dec. 29	at Buff.	5-8	L	20-15-3
39	Dec. 31	at Mtl.	2-4	L	20-16-3
40	Jan. 3	Mtl.	9-5	W	21-16-3
41	Jan. 5	at Bos.	8-3	W	22-16-3
42	Jan. 7	Tor.	4-2	W	23-16-3
43	Jan. 10	Pitt.	7-1	W	24-16-3
44	Jan. 12	at NJ	4-1	W	25-16-3
45	Jan. 14	Phila.	3-3	T	25-16-4
46	Jan. 17	Bos.	7-3	W	26-16-4
47	Jan. 19	at Bos.	3-4	L	26-17-4
48	Jan. 21	Chi.	4-4	T	26-17-5
49	Jan. 24	Winn.	3-5	L	26-18-5
50	Jan. 26	at NYI	5-1	W	27-18-5
51	Jan. 28	Hart.	3-0	W	28-18-5
52	Jan. 29	at Hart.	5-5	T	28-19-5
53	Feb. 4	NJ	3-5	L	28-19-6
54	Feb. 5	at Buff.	2-1	W	29-19-6
55	Feb. 7	Van.	2-4	L	29-20-6
56	Feb. 11	at Tor.	2-5	L	29-21-6
57	Feb. 13	Pitt.	6-1	W	30-21-6
58	Feb. 15	at Chi.	2-5	L	30-22-6
59	Feb. 17	at Winn.	6-3	W	31-22-6
60	Feb. 18	at Minn.	7-2	W	32-22-6
61	Feb. 21	Mtl.	3-2	W	33-22-6
62	Feb. 23	at NYR	2-4	L	33-23-6
63	Feb. 25	St. L.	3	T	33-23-7
64	Feb. 26	St. L.	5	W	34-23-7
65	Feb. 28	Det.	6-2	W	35-23-7
66	Mar. 3	Buff.	4-2	W	36-23-7
67	Mar. 4	at Buff.	1-1	T	36-23-8
68	Mar. 6	Cgy.	4-3	W	37-23-8
69	Mar. 8	at Pitt.	8-6	W	38-23-8
70	Mar. 9	at Wash.	3-5	L	38-24-8
71	Mar. 11	at Winn.	5-6*	L	38-25-8
72	Mar. 13	Edm.	5-6*	L	38-26-8
73	Mar. 17	at St. L.	6-4	W	39-26-8
74	Mar. 18	at Minn.	5-5	T	39-26-9
75	Mar. 20	at LA	3-1	W	40-26-9
76	Mar. 24	Hart.	2-3*	L	40-27-9
77	Mar. 25	at Hart.	6-6	T	40-27-10
78	Mar. 27	Bos.	4-6	L	40-28-10
79	Mar. 29	at Mtl.	5-2	W	41-28-10
80	Mar. 31	Buff.	4-1	W	42-28-10

*Overtime Decision

1984-1985 QUEBEC NORDIQUES

41-30-9, 91 points, 2nd Adams Div.

GM	DATE	OPP.	SCORE	W/L	REC.
1	Oct. 11	at Van.	5-2	W	1-0-0
2	Oct. 13	at Cgy.	2-7	L	1-1-0
3	Oct. 14	at Edm.	2-9	L	1-2-0
4	Oct. 17	Buff.	4-1	W	2-2-0
5	Oct. 19	at Buff.	4-5	L	2-3-0
6	Oct. 20	at Tor.	12-3	W	3-3-0
7	Oct. 23	Mtl.	1-3	L	3-4-0
8	Oct. 26	Tor.	2-2	T	3-4-1
9	Oct. 27	NVR	2-5	L	3-5-1
10	Oct. 29	at Mtl.	2-4	L	3-6-1
11	Oct. 31	at Hart.	5-3	W	4-6-1
12	Nov. 1	at Bos.	1-7	L	4-7-1
13	Nov. 3	NYI	5-4	W	5-7-1
14	Nov. 6	Winn.	5-3	W	6-7-1
15	Nov. 10	Hart.	0-1	L	6-8-1
16	Nov. 13	LA	4-5*	L	6-9-1
17	Nov. 14	at St. L.	7-3	W	7-9-1
18	Nov. 16	at St. L.	2-4	L	7-10-1
19	Nov. 18	at Chi.	5-3	W	8-10-1
20	Nov. 20	Chi.	3-2*	W	9-10-1
21	Nov. 24	NVR	8-3	W	10-10-1
22	Nov. 25	at NYR	3-2*	W	11-10-1
23	Nov. 27	Wash.	2-9	L	11-11-1
24	Dec. 1	Hart.	8-4	W	12-11-1
25	Dec. 3	Bos.	3-3	T	12-11-2
26	Dec. 6	at Phila.	1-1	T	12-11-3
27	Dec. 8	NJ	7-3	W	13-11-3
28	Dec. 9	at Buff.	4-4	T	13-11-4
29	Dec. 11	Van.	3-4	L	13-12-4
30	Dec. 13	at Bos.	5-5	T	13-12-5
31	Dec. 15	at Bus.	3-8	L	13-13-5
32	Dec. 18	Wash.	1-4	L	13-14-5
33	Dec. 20	at Det.	4-5	L	13-15-5
34	Dec. 22	Buff.	3-1	W	14-15-5
35	Dec. 23	at Chi.	3-2*	W	15-15-5
36	Dec. 27	Mtl.	3-5	L	15-16-5
37	Dec. 29	Pitt.	10-2	W	16-16-5
38	Dec. 31	at Mtl.	4-4	T	16-16-6
39	Jan. 2	Hart.	7-3	W	17-16-6
40	Jan. 4	at Wash.	5-3	W	18-16-6
41	Jan. 5	at Pitt.	8-3	W	19-16-6
42	Jan. 8	Edm.	0-4	L	19-17-6
43	Jan. 11	Cgy.	4-0	W	20-17-6
44	Jan. 13	Det.	5-2	W	21-17-6
45	Jan. 15	Mtl.	1-2	L	21-18-6
46	Jan. 19	Bos.	4-3	W	22-18-6
47	Jan. 22	Tor.	2-2	T	22-18-7
48	Jan. 24	at Mtl.	4-3	W	23-18-7
49	Jan. 25	Buff.	4-2	W	24-18-7
50	Jan. 27	at Buff.	2-3	L	24-19-7
51	Jan. 31	at Bos.	5-6	L	24-20-7
52	Feb. 2	at Det.	3-6	L	24-21-7
53	Feb. 3	Minn.	5-1	W	25-21-7
54	Feb. 7	Mtl.	4-5	L	25-22-7
55	Feb. 9	NJ	2-2	T	25-22-8
56	Feb. 10	at Hart.	10-4	W	26-22-8
57	Feb. 14	at Phila.	3-6	L	26-23-8
58	Feb. 16	at Pitt.	8-1	W	27-23-8
59	Feb. 17	at Minn.	4-3	W	28-23-8
60	Feb. 19	LA	7-6	W	29-23-8
61	Feb. 22	at Edm.	3-6	L	29-24-8
62	Feb. 23	at Van.	7-5	W	30-24-8
63	Feb. 27	at LA	5-2	W	31-24-8
64	Mar. 2	Phila.	4-2	W	32-24-8
65	Mar. 5	Bos.	6-4	W	33-24-8
66	Mar. 8	at Winn.	2-3	L	33-25-8
67	Mar. 9	at Cgy.	2-2	T	33-26-8
68	Mar. 11	at Phila.	1-7	L	34-26-8
69	Mar. 15	Winn.	2-3*	W	34-26-9
70	Mar. 18	at Bos.	8-4	W	35-26-9
71	Mar. 21	at NYI	5-1	W	36-26-9
72	Mar. 24	at Hart.	1-2	L	36-27-9
73	Mar. 26	Buff.	4-3	W	37-27-9
74	Mar. 30	at Buff.	4-2	W	38-27-9
75	Mar. 30	St. L.	3-1	W	39-27-9
76	Mar. 31	at Buff.	1-3	L	39-28-9
77	Apr. 2	Bos.	6-4	W	40-28-9
78	Apr. 4	at Mtl.	1-7	L	40-29-9
79	Apr. 6	Hart.	1-2	L	40-30-9
80	Apr. 7	Hart.	4-1	W	41-30-9

YEAR-BY-YEAR TEAM RESULTS

1985-1986 QUEBEC NORDIQUES

43-31-6, 92 points, 1st Adams Div.

GM	DATE	OPP.	SCORE	W/L	REC.
1	Oct. 10	Chi.	6-2	W	1-0-0
2	Oct. 12	at Tor.	4-0	W	2-0-0
3	Oct. 13	at Winn.	5-2	W	3-0-0
4	Oct. 15	Hart.	4-1	W	4-0-0
5	Oct. 17	at Phila.	2-1	W	5-0-0
6	Oct. 19	Pitt.	4-3	W	6-0-0
7	Oct. 21	at Mtl.	3-2	W	7-0-0
8	Oct. 24	at NYI	5-6	L	7-1-0
9	Oct. 26	at Pitt.	4-4	T	7-1-1
10	Oct. 29	Mtl.	6-4	W	8-1-1
11	Oct. 30	at Hart.	4-6	L	8-2-1
12	Nov. 2	Phila.	3-5	L	8-3-1
13	Nov. 5	Bos.	7-5	W	9-3-1
14	Nov. 9	Hart.	3-4	L	9-4-1
15	Nov. 13	at Chi.	4-5	L	9-5-1
16	Nov. 14	at St. L.	3-5	L	9-6-1
17	Nov. 16	Buff.	3-1	W	10-6-1
18	Nov. 19	Edm.	4-5	L	10-7-1
19	Nov. 22	at Buff.	4-7	L	10-8-1
20	Nov. 23	at Wash.	0-3	L	10-9-1
21	Nov. 26	Cgy.	1-3	L	10-10-1
22	Nov. 28	at Bos.	3-0	W	11-10-1
23	Nov. 30	Bos.	2-0	W	12-10-1
24	Dec. 4	Van.	5-4	W	13-10-1
25	Dec. 6	NYI	7-3	W	14-10-1
26	Dec. 7	at NYI	4-1	W	15-10-1
27	Dec. 10	Buff.	7-3	W	16-10-1
28	Dec. 12	at Bos.	1-1	T	16-10-2
29	Dec. 14	NJ	9-6	W	17-10-2
30	Dec. 15	at Buff.	2-3	L	17-11-2
31	Dec. 18	at Mtl.	2-3	L	17-12-2
32	Dec. 19	Mtl.	5-4*	W	18-12-2
33	Dec. 22	Wash.	5-7	L	18-13-2
34	Dec. 26	at Wash.	3-4	L	18-14-2
35	Dec. 28	Det.	4-5	L	18-15-2
36	Dec. 31	Hart.	5-1	W	19-15-2
37	Jan. 2	at Hart.	3-2	W	20-15-2
38	Jan. 4	at Det.	7-2	W	21-15-2
39	Jan. 5	at NYR	5-4	W	22-15-2
40	Jan. 7	St. L.	7-4	W	23-15-2
41	Jan. 10	Edm.	5-3	W	24-15-2
42	Jan. 11	at Tor.	1-1	W	25-15-2
43	Jan. 14	Winn.	4-5	L	25-16-2
44	Jan. 17	at Hart.	6-11	L	25-17-2
45	Jan. 18	Hart.	2-5	L	25-18-2
46	Jan. 20	Mtl.	3-2*	W	26-18-2
47	Jan. 23	at NYR	4-0	W	27-18-2
48	Jan. 25	Buff.	4-3	W	28-18-2
49	Jan. 27	NYR	6-6	T	28-18-3
50	Jan. 29	at Mtl.	3-5	L	28-19-3
51	Feb. 1	Phila.	2-2	T	28-19-4
52	Feb. 2	at Buff.	3-5	L	28-20-4
53	Feb. 5	Mtl.	3-2	W	29-20-4
54	Feb. 8	Chi.	8-5	W	30-20-4
55	Feb. 9	at Bos.	4-3*	W	31-20-4
56	Feb. 12	at LA	5-2	W	32-20-4
57	Feb. 14	at Edm.	2-8	L	32-21-4
58	Feb. 16	at Cgy.	6-3	W	33-21-4
59	Feb. 18	LA	4-5	L	33-22-4
60	Feb. 20	at NJ	3-4*	L	33-23-4
61	Feb. 21	at Minn.	2-5	L	33-24-4
62	Feb. 23	at Winn.	2-4	L	33-25-4
63	Feb. 25	Bos.	4-7	L	33-26-4
64	Feb. 28	at Buff.	6-2	W	34-26-4
65	Mar. 1	Buff.	4-8	L	34-27-4
66	Mar. 4	St. L.	3-6	L	34-28-4
67	Mar. 6	at Bos.	5-4*	W	35-28-4
68	Mar. 8	at Hart.	6-3	W	36-28-4
69	Mar. 11	Van.	1-1	T	36-28-5
70	Mar. 14	Cgy.	6-2	W	37-28-5
71	Mar. 15	Minn.	3-2	W	38-28-5
72	Mar. 17	at Mtl.	8-6	W	39-28-5
73	Mar. 19	Tor.	5-2	W	40-28-5
74	Mar. 22	Pitt.	4-7	L	40-29-5
75	Mar. 24	at Minn.	1-0	W	41-29-5
76	Mar. 26	at Van.	6-7	L	41-30-5
77	Mar. 29	at LA	5-3	W	42-30-5
78	Apr. 1	Det.	4-0	W	43-30-5
79	Apr. 2	at NJ	5-6	L	43-31-5
80	Apr. 5	Bos.	2-2	T	43-31-6

*Overtime Decision

1986-1987 QUEBEC NORDIQUES

31-39-10, 72 points, 4th Adams Div.

GM	DATE	OPP.	SCORE	W/L	REC.
1	Oct. 9	Det.	6-1	W	1-0-0
2	Oct. 11	Minn.	4-4	T	1-0-1
3	Oct. 13	at Van.	7-1	W	2-0-1
4	Oct. 15	at Edm.	2-5	L	2-1-1
5	Oct. 16	at Cgy.	4-2	W	3-1-1
6	Oct. 18	at St. L.	3-4	L	3-2-1
7	Oct. 21	Wash.	4-4	T	3-2-2
8	Oct. 22	at Tor.	7-1	W	4-2-2
9	Oct. 25	Tor.	4-3	W	5-2-2
10	Oct. 28	LA	6-2	W	6-2-2
11	Oct. 30	at Phila.	3-6	L	6-3-2
12	Nov. 1	at Hart.	2-2	T	6-3-3
13	Nov. 2	Hart.	3-3	T	6-3-4
14	Nov. 4	Winn.	3-6	L	6-4-4
15	Nov. 8	Bos.	1-5	L	6-5-4
16	Nov. 9	NJR	6-5	W	7-5-4
17	Nov. 12	at Mtl.	3-4	L	7-6-4
18	Nov. 14	at Wash.	4-1	W	8-6-4
19	Nov. 15	at Buff.	2-5	L	8-7-4
20	Nov. 18	NYI	3-4*	L	8-8-4
21	Nov. 21	at Buff.	6-1	W	9-8-4
22	Nov. 22	Buff.	3-1	W	10-8-4
23	Nov. 25	Mtl.	2-1	W	11-8-4
24	Nov. 26	at NYR	2-4	L	11-9-4
25	Nov. 29	Wash.	4-3	W	12-9-4
26	Dec. 1	Hart.	4-1	W	13-9-4
27	Dec. 3	at Hart.	1-2	L	13-10-4
28	Dec. 4	at Bos.	2-3	L	13-11-4
29	Dec. 6	Cgy.	2-3	L	13-12-4
30	Dec. 8	St. L.	1-4	L	13-13-4
31	Dec. 13	at Buff.	7-0	W	14-13-4
32	Dec. 14	Bos.	2-6	L	14-14-4
33	Dec. 17	at Edm.	3-5	L	14-15-4
34	Dec. 18	at Cgy.	2-6	L	14-16-4
35	Dec. 20	at Minn.	4-1	W	15-16-4
36	Dec. 21	at Winn.	4-4	T	15-16-5
37	Dec. 27	NJ	2-2	T	15-16-6
38	Dec. 30	Mtl.	6-3	W	16-16-6
39	Dec. 31	at Mtl.	1-4	L	16-17-6
40	Jan. 3	NJR	2-5	L	16-18-6
41	Jan. 4	at Buff.	2-1	W	16-19-6
42	Jan. 6	Van.	6-2	W	17-19-6
43	Jan. 8	at NJ	4-4	T	17-19-7
44	Jan. 10	at Mtl.	2-5	L	17-20-7
45	Jan. 15	Edm.	1-4	L	17-21-7
46	Jan. 17	at Det.	2-3	L	17-22-7
47	Jan. 18	at Chi.	5-3	W	18-22-7
48	Jan. 20	Bos.	3-5	L	18-23-7
49	Jan. 23	at Hart.	2-3	L	18-24-7
50	Jan. 24	NYI	1-2*	L	18-25-7
51	Jan. 27	Hart.	4-2	W	19-25-7
52	Jan. 30	at Buff.	1-3	L	19-26-7
53	Feb. 1	LA	3-2	W	20-26-7
54	Feb. 3	Mtl.	4-1	W	21-26-7
55	Feb. 4	at Mtl.	3-4	L	21-27-7
56	Feb. 7	Buff.	5-2	W	22-27-7
57	Feb. 8	at Bos.	2-1	W	23-27-7
58	Feb. 15	at Chi.	4-6	L	23-28-7
59	Feb. 17	Winn.	3-3	L	23-28-8
60	Feb. 20	at Det.	3-6	L	23-29-8
61	Feb. 21	at St. L.	3-4*	L	23-30-8
62	Feb. 24	Minn.	5-4	W	24-30-8
63	Feb. 26	at Bos.	2-6	L	24-31-8
64	Feb. 28	at Hart.	1-2	L	24-32-8
65	Mar. 3	Pitt.	1-8	L	24-33-8
66	Mar. 7	Buff.	5-5	T	24-33-9
67	Mar. 8	at Buff.	1-5	L	24-34-9
68	Mar. 10	Hart.	6-4	W	25-34-9
69	Mar. 12	at Pitt.	3-6	L	25-35-9
70	Mar. 14	at LA	6-3	W	26-35-9
71	Mar. 17	at Van.	2-4	L	26-36-9
72	Mar. 20	Tor.	5-4	W	27-36-9
73	Mar. 21	Phila.	2-2	T	27-36-10
74	Mar. 24	Mtl.	3-4	L	27-37-10
75	Mar. 26	at Phila.	2-3*	L	27-38-10
76	Mar. 28	Chi.	5-4	W	28-38-10
77	Mar. 31	Bos.	3-4	L	28-39-10
78	Apr. 2	at NYI	4-1	W	29-39-10
79	Apr. 4	NJ	8-4	W	30-39-10
80	Apr. 5	at Bos.	6-4	W	31-39-10

*Overtime Decision

1987-1988 QUEBEC NORDIQUES

32-43-5, 69 points, 5th Adams Div.

GM	DATE	OPP.	SCORE	W/L	REC.
1	Oct. 8	at Hart.	5-1	W	1-0-0
2	Oct. 10	Bos.	6-5*	W	2-0-0
3	Oct. 12	at Mtl.	5-2	W	3-0-0
4	Oct. 16	at Buff.	2-2	T	3-0-1
5	Oct. 17	Buff.	3-6	L	3-1-1
6	Oct. 22	Minn.	3-5	L	3-2-1
7	Oct. 24	Cgy.	5-7	L	3-3-1
8	Oct. 27	Edm.	5-0	W	4-3-1
9	Oct. 29	at Bos.	4-2	W	5-3-1
10	Oct. 31	Pitt.	4-5*	L	5-4-1
11	Nov. 1	Hart.	1-5	L	5-5-1
12	Nov. 3	St. L.	4-3	W	6-5-1
13	Nov. 6	at Wash.	4-1	W	7-5-1
14	Nov. 7	at Hart.	5-3	W	8-5-1
15	Nov. 9	Bos.	6-4	W	9-5-1
16	Nov. 13	at Van.	4-6	L	9-6-1
17	Nov. 14	at LA	7-8	L	9-7-1
18	Nov. 18	at Edm.	1-4	L	9-8-1
19	Nov. 19	at Cgy.	1-9	L	9-9-1
20	Nov. 23	Mtl.	4-3*	W	10-9-1
21	Nov. 25	at Phila.	4-6	L	10-10-1
22	Nov. 28	Phila.	3-6	L	10-11-1
23	Dec. 1	Van.	1-3	L	10-12-1
24	Dec. 3	at Buff.	3-6	L	10-13-1
25	Dec. 5	NJ	3-2	W	11-13-1
26	Dec. 8	Hart.	4-5	L	11-14-1
27	Dec. 11	at Winn.	3-3	T	11-14-2
28	Dec. 12	at Minn.	5-0	W	12-14-2
29	Dec. 16	at Mtl.	4-5	L	12-15-2
30	Dec. 20	Det.	4-2	W	13-15-2
31	Dec. 22	Wash.	1-3	L	13-16-2
32	Dec. 26	at Hart.	4-2	W	14-16-2
33	Dec. 27	Hart.	5-3	W	15-16-2
34	Dec. 29	Buff.	5-1	W	16-16-2
35	Dec. 31	at NYR	1-6	L	16-17-2
36	Jan. 2	at Bos.	1-5	L	16-18-2
37	Jan. 3	at Buff.	1-2	L	16-19-2
38	Jan. 6	at Chi.	6-1	W	17-19-2
39	Jan. 9	Van.	2-4	L	17-20-2
40	Jan. 13	at NJ	5-3	W	18-20-2
41	Jan. 14	at NYI	5-8	L	18-21-2
42	Jan. 16	Chi.	4-1	W	19-21-2
43	Jan. 19	Edm.	4-4	T	19-21-3
44	Jan. 21	at Tor.	5-4	W	20-21-3
45	Jan. 23	St. L.	3-5	L	20-22-3
46	Jan. 24	Mtl.	3-5	L	20-23-3
47	Jan. 26	LA	5-3	W	21-23-3
48	Jan. 28	at Bos.	0-3	L	21-24-3
49	Jan. 30	at St. L.	1-5	L	21-25-3
50	Feb. 2	NYR	3-5	L	21-26-3
51	Feb. 4	Bos.	0-3	L	22-26-3
52	Feb. 6	Chi.	5-5	T	22-27-3
53	Feb. 7	Chi.	5-5	T	22-27-4
54	Feb. 11	at LA	3-5	L	22-28-4
55	Feb. 13	at Minn.	7-3	W	23-28-4
56	Feb. 14	at Winn.	2-3	L	23-29-4
57	Feb. 16	Winn.	3-7	L	23-30-4
58	Feb. 20	at Mtl.	3-5	L	23-31-4
59	Feb. 21	at Buff.	6-5	W	24-31-4

YEAR-BY-YEAR TEAM RESULTS

1988-1989

QUEBEC NORDIQUES

27-46-7, 61 points, 5th Adams Div.

GM	DATE	OPP.	SCORE	W/L	REC.
1	Oct. 6	at Hart.	5-2	W	1-0-0
2	Oct. 8	NJ	3-5	L	1-1-0
3	Oct. 9	Minn.	4-1	W	2-1-0
4	Oct. 12	at Mtl.	6-5	W	3-1-0
5	Oct. 14	Buff.	4-5	L	3-2-0
6	Oct. 16	at Buff.	5-3	W	4-2-0
7	Oct. 20	at Phila.	2-5	L	4-3-0
8	Oct. 22	NYR	3-7	L	4-4-0
9	Oct. 23	at NYR	2-8	L	4-5-0
10	Oct. 25	Chi.	4-7	L	4-6-0
11	Oct. 27	at Bos.	2-6	L	4-7-0
12	Oct. 29	NVI	3-2*	W	5-7-0
13	Nov. 1	LA	1-3	L	5-8-0
14	Nov. 3	at Pitt.	6-2	W	6-8-0
15	Nov. 5	St. L.	2-5	L	6-9-0
16	Nov. 8	Winn.	4-8	L	6-10-0
17	Nov. 10	at Wash.	1-4	L	6-11-0
18	Nov. 12	at St. L.	3-4	L	6-12-0
19	Nov. 13	at Chi.	5-5	T	6-12-1
20	Nov. 15	Bos.	5-5	T	6-12-2
21	Nov. 19	Phila.	6-5	W	7-12-2
22	Nov. 23	at Hart.	3-4	L	7-13-2
23	Nov. 24	Mtl.	5-3	W	8-13-2
24	Nov. 26	Hart.	2-4	L	8-14-2
25	Nov. 28	Edm.	4-7	L	8-15-2
26	Nov. 30	at Buff.	2-6	L	8-16-2
27	Dec. 1	at Det.	3-7	L	8-17-2
28	Dec. 3	Buff.	6-4	W	9-17-2
29	Dec. 6	at Cgy.	2-3	L	9-18-2
30	Dec. 7	at Edm.	3-8	L	9-19-2
31	Dec. 9	at Van.	4-2	W	10-19-2
32	Dec. 13	Wash.	1-4	L	10-20-2
33	Dec. 15	Mtl.	6-4	W	11-20-2
34	Dec. 17	at Bos.	2-2	T	11-20-3
35	Dec. 18	Bos.	4-2	W	12-20-3
36	Dec. 21	at Mtl.	4-6	L	12-21-3
37	Dec. 23	at Winn.	5-4	W	13-21-3
38	Dec. 28	Hart.	4-4	T	13-21-4
39	Dec. 29	Tor.	5-6	L	13-22-4
40	Dec. 31	at Tor.	1-6	L	13-23-4
41	Jan. 3	at Cgy.	1-5	L	13-24-4
42	Jan. 4	at Edm.	2-4	L	13-25-4
43	Jan. 8	Bos.	2-4	L	13-26-4
44	Jan. 10	Wash.	4-4	T	13-26-5
45	Jan. 12	at Phila.	2-7	L	13-27-5
46	Jan. 14	Buff.	1-1	T	13-27-6
47	Jan. 17	NJ	7-4	W	14-27-6
48	Jan. 19	at NJ	5-4	W	15-27-6
49	Jan. 21	Cgy.	4-3	W	16-27-6
50	Jan. 23	Hart.	0-5	L	16-28-6
51	Jan. 26	at Minn.	3-5	L	16-29-6
52	Jan. 28	at Hart.	3-2*	W	17-29-6
53	Jan. 30	at Det.	4-3	W	18-29-6
54	Feb. 2	Mtl.	1-6	L	18-30-6
55	Feb. 4	Min.	6-3	W	19-30-6
56	Feb. 5	NYI	2-3	L	19-31-6
57	Feb. 9	at Pitt.	2-5	L	19-32-6
58	Feb. 11	Pitt.	8-1	W	20-32-6
59	Feb. 13	at Mtl.	3-2	W	21-32-6
60	Feb. 16	at Van.	2-3	L	21-33-6
61	Feb. 18	at LA	3-11	L	21-34-6
62	Feb. 21	Winn.	4-3	W	22-34-6
63	Feb. 23	at Hart.	2-4	L	22-35-6
64	Feb. 25	NYR	2-7	L	22-36-6
65	Feb. 28	Van.	2-3	L	22-37-6
66	Mar. 2	at Bos.	2-5	L	22-38-6
67	Mar. 4	Buff.	6-2	W	23-38-6
68	Mar. 5	at Buff.	8-2	W	24-38-6
69	Mar. 7	Tor.	4-6	L	24-39-6
70	Mar. 9	Mtl.	2-5	L	24-40-6
71	Mar. 14	LA	0-4	L	24-41-6
72	Mar. 16	at Bos.	2-2	T	24-41-7
73	Mar. 18	NYR	8-3	W	25-41-7
74	Mar. 22	at Mtl.	0-8	L	25-42-7
75	Mar. 23	Hart.	6-3	W	26-42-7
76	Mar. 25	Buff.	4-1	W	27-42-7
77	Mar. 29	at Chi.	1-3	L	27-43-7
78	Mar. 30	at St. L.	3-4*	L	27-44-7
79	Apr. 1	Bos.	4-5	L	27-45-7
80	Apr. 2	at Buff.	2-4	L	27-46-7

*Overtime Decision

1989-1990

QUEBEC NORDIQUES

12-61-7, 31 points, 5th Adams Div.

GM	DATE	OPP.	SCORE	W/L	REC.
1	Oct. 5	at Buff.	3-4	L	0-1-0
2	Oct. 7	Bos.	4-1	W	1-1-0
3	Oct. 8	Hart.	6-9	L	1-2-0
4	Oct. 12	at Phila.	2-4	L	1-3-0
5	Oct. 14	at Minn.	2-3	L	1-4-0
6	Oct. 17	Cgy.	8-8	T	1-4-1
7	Oct. 19	at Chi.	5-3	W	2-4-1
8	Oct. 21	Min.	7-2	W	3-4-1
9	Oct. 25	at Hart.	0-2	L	3-5-1
10	Oct. 26	at Bos.	2-4	L	3-6-1
11	Oct. 28	Edm.	3-6	L	3-7-1
12	Oct. 31	Chi.	3-5	L	3-8-1
13	Nov. 2	at NYR	1-6	L	3-9-1
14	Nov. 4	St. L.	2-5	L	3-10-1
15	Nov. 5	Wash.	0-3	L	3-11-1
16	Nov. 8	at NJ	3-6	L	3-12-1
17	Nov. 9	at NYI	7-5	W	4-12-1
18	Nov. 11	Van.	3-2	W	5-12-1
19	Nov. 14	Winn.	3-5	L	5-13-1
20	Nov. 16	at Pitt.	2-8	L	5-14-1
21	Nov. 18	Det.	1-8	L	5-15-1
22	Nov. 21	Cgy.	4-4	T	5-15-2
23	Nov. 22	at Hart.	4-2	W	6-15-2
24	Nov. 25	Buff.	2-3	L	6-16-2
25	Nov. 26	at NYR	1-3	L	6-17-2
26	Nov. 29	at Mtl.	2-5	L	6-18-2
27	Nov. 30	Mtl.	2-6	L	6-19-2
28	Dec. 2	Pitt.	4-7	L	6-20-2
29	Dec. 5	Bos.	3-3	T	6-20-3
30	Dec. 9	Phila.	6-6	T	6-20-4
31	Dec. 10	LA	4-8	L	6-21-4
32	Dec. 13	at Edm.	1-5	L	6-22-4
33	Dec. 14	at Cgy.	2-8	L	6-23-4
34	Dec. 17	at Van.	2-2	T	6-23-5
35	Dec. 21	at LA	1-6	L	6-24-5
36	Dec. 23	Buff.	5-6	L	6-25-5
37	Dec. 26	Hart.	3-3	T	6-25-6
38	Dec. 30	NYI	6-3	W	7-25-6
39	Jan. 3	at Tor.	4-5	L	7-26-6
40	Jan. 4	at Det.	1-4	L	7-27-6
41	Jan. 6	at NYI	5-2	W	8-27-6
42	Jan. 3	Mtl.	5-2	W	8-28-6
43	Jan. 11	at Bos.	1-3	L	8-29-6
44	Jan. 13	NJ	4-5	L	8-30-6
45	Jan. 16	at Winn.	8-6	W	9-30-6
46	Jan. 18	at Minn.	4-7	L	9-31-6
47	Jan. 23	Bos.	2-9	L	9-32-6
48	Jan. 24	at Mtl.	3-7	L	9-33-6
49	Jan. 27	Det.	6-8	L	9-34-6
50	Jan. 30	Buff.	2-5	L	9-35-6
51	Jan. 31	at Buff.	3-6	L	9-36-6
52	Feb. 3	Hart.	1-5	L	9-37-6
53	Feb. 4	Bos.	2-3	L	9-38-6
54	Feb. 6	at Wash.	2-12	L	9-39-6
55	Feb. 8	at Bos.	1-5	L	9-40-6
56	Feb. 10	at Mtl.	2-7	L	9-41-6
57	Feb. 13	Van.	5-3	W	10-41-6
58	Feb. 15	at St. L.	2-9	L	10-42-6
59	Feb. 17	at LA	1-7	L	10-43-6
60	Feb. 21	at Hart.	2-3	L	10-44-6
61	Feb. 22	Mtl.	5-6	L	10-45-6
62	Feb. 24	St. L.	1-6	L	10-46-6
63	Feb. 26	Pitt.	3-2	W	11-46-6
64	Feb. 28	at Tor.	4-5	L	11-47-6
65	Mar. 3	Buff.	3-3	T	11-47-7
66	Mar. 4	at Buff.	3-5	L	11-48-7
67	Mar. 7	at Winn.	3-6	L	11-49-7
68	Mar. 9	at Wash.	3-4	L	11-50-7
69	Mar. 10	at NJ	3-9	L	11-51-7
70	Mar. 13	Edm.	1-4	L	11-52-7
71	Mar. 15	Chi.	3-6	L	11-53-7
72	Mar. 17	Phila.	6-3	W	12-53-7
73	Mar. 18	at Mtl.	3-8	L	12-54-7
74	Mar. 21	at Hart.	1-4	L	12-55-7
75	Mar. 22	at Bos.	3-7	L	12-56-7
76	Mar. 24	Tor.	3-4*	L	12-57-7
77	Mar. 27	NYR	4-7	L	12-58-7
78	Mar. 29	Mtl.	2-5	L	12-59-7
79	Mar. 31	Hart.	2-3	L	12-60-7
80	Apr. 1	at Buff.	2-5	L	12-61-7

*Overtime Decision

1990-1991

QUEBEC NORDIQUES

16-50-14, 46 points, 5th Adams Div.

GM	DATE	OPP.	SCORE	W/L	REC.
1	Oct. 4	at Hart.	3-3	T	0-0-1
2	Oct. 6	at Bos.	1-7	L	0-1-1
3	Oct. 7	Bos.	2-5	L	0-2-1
4	Oct. 10	at Tor.	8-5	W	1-2-1
5	Oct. 12	at Buff.	4-2	W	2-2-1
6	Oct. 13	Buff.	4-4	T	2-2-2
7	Oct. 16	Hart.	1-1	T	2-2-3
8	Oct. 18	at Phila.	4-5	L	2-3-3
9	Oct. 20	Det.	5-3	W	3-3-3
10	Oct. 21	Van.	2-3	L	3-4-3
11	Oct. 25	at Pitt.	3-6	L	3-5-3
12	Oct. 27	NYR	1-4	L	3-6-3
13	Oct. 29	at NYR	0-5	L	3-7-3
14	Nov. 1	at Chi.	2-6	L	3-8-3
15	Nov. 3	Min.	0-2	L	3-9-3
16	Nov. 6	Wash.	1-4	L	3-10-3
17	Nov. 8	at Minn.	2-3	L	3-11-3
18	Nov. 10	Phila.	2-5	L	3-12-3
19	Nov. 11	at Mtl.	4-5*	T	3-13-3
20	Nov. 13	at St. L.	2-4	L	3-14-3
21	Nov. 15	at Bos.	0-6	L	3-15-3
22	Nov. 17	Chi.	2-7	L	3-16-3
23	Nov. 19	Mtl.	2-5	L	3-17-3
24	Nov. 21	at Hart.	4-4	T	3-17-4
25	Nov. 24	Winn.	4-11	L	3-18-4
26	Nov. 25	LA	4-4	T	3-18-5
27	Nov. 28	at Hart.	4-3	W	4-18-5
28	Dec. 1	Buff.	4-2	W	5-18-5
29	Dec. 2	Cgy.	5-5	T	5-18-6
30	Dec. 5	at Edm.	2-3	L	5-19-6
31	Dec. 7	at Cgy.	5-3	W	6-19-6
32	Dec. 10	at Van.	3-2*	W	7-19-6
33	Dec. 13	at Det.	2-5	L	7-20-6
34	Dec. 15	NYI	2-7	L	7-21-6
35	Dec. 18	Mtl.	6-4	W	8-21-6
36	Dec. 19	at Mtl.	1-1	T	8-21-7
37	Dec. 22	NJ	1-4	L	8-22-7
38	Dec. 23	at Buff.	3-10	L	8-23-7
39	Dec. 26	Hart.	1-4	L	8-24-7
40	Dec. 29	Wash.	4-3	W	9-24-7
41	Dec. 31	at NYI	3-6	L	9-25-7
42	Jan. 3	at St. L.	7-5	L	9-26-7
43	Jan. 5	at Mtl.	0-3	L	9-27-7
44	Jan. 8	Bos.	4-2	W	10-27-7
45	Jan. 10	at Bos.	3-5	L	10-28-7
46	Jan. 12	St. L.	4-4	T	10-28-8
47	Jan. 13	NYI	3-4	L	10-29-8
48	Jan. 17	at Phila.	1-5	L	10-30-8
49	Jan. 22	Tor.	4-4	T	10-30-9
50	Jan. 24	at NJ	1-6	L	10-31-9
51	Jan. 26	Pitt.	5-6	L	10-32-9
52	Jan. 29	Winn.	2-5	L	10-33-9
53	Jan. 31	at Buff.	4-1	W	11-33-9
54	Feb. 2	Min.	4-6	L	11-34-9
55	Feb. 7	Mtl.	1-5	L	11-35-9
56	Feb. 9	NJ	3-1	W	12-35-9
57	Feb. 10	Bos.	4-7	L	12-36-9
58	Feb. 12	Buff.	4-4	T	12-36-10
59	Feb. 14	at Chi.	1-2*	L	12-37-10
60	Feb. 17	at Winn.	0-6	L	12-38-10
61	Feb. 18	at Van.	3-3	T	12-38-11
62	Feb. 20	at LA	1-6	L	12-39-11
63	Feb. 23	at Edm.	8-10	L	12-40-11
64	Feb. 24	Cgy.	3-6	L	12-41-11
65	Feb. 28	Buff.	1-5	L	12-42-11
66	Mar. 2	at Det.	2-3	L	12-43-11
67	Mar. 5	at Det.	3-6	L	12-44-12
68	Mar. 7	NYR	4-2	W	13-44-12
69	Mar. 9	LA	0-3	L	13-44-12
70	Mar. 10	at Hart.	2-1	W	14-44-12
71	Mar. 12	Tor.	3-4	L	14-45-12
72	Mar. 14	at Wash.	3-5	L	14-46-12
73	Mar. 16	at Pitt.	3-6	L	14-47-12
74	Mar. 19	Edm.	6-7*	L	14-48-12
75	Mar. 21	at Bos.	3-3	T	14-48-13
76	Mar. 23	Hart.	7-3	W	15-48-13
77	Mar. 25	at NYR	3-5	L	15-49-13
78	Mar. 28	at Buff.	4-4	T	15-49-14
79	Mar. 30	at Mtl.	3-4	L	15-50-14
80	Mar. 31	Mtl.	4-1	W	16-50-14

YEAR-BY-YEAR TEAM RESULTS

1991-1992 QUEBEC NORDIQUES



20-48-12, 52 points, 5th Adams Div.

GM	DATE	OPP.	SCORE	W/L	REC.
1	Oct. 5	Hart. 4-6	W	1-0-0	
2	Oct. 8	at Minn. 5-2	L	1-1-0	
3	Oct. 10	at Minn. 2-3	L	1-2-0	
4	Oct. 12	Buff. 4-5	L	1-3-0	
5	Oct. 13	NYI 1-1	T	1-3-1	
6	Oct. 17	at Phila. 3-5	L	1-4-1	
7	Oct. 19	Det. 1-6	L	1-5-1	
8	Oct. 23	at Mtl. 2-3*	L	1-6-1	
9	Oct. 24	Mtl. 0-5	L	1-7-1	
10	Oct. 26	NYR 3-5	L	1-8-1	
11	Oct. 29	Winn. 7-2	W	2-8-1	
12	Oct. 31	at NYR 4-5	L	2-9-1	
13	Nov. 2	SJ 6-3	W	3-9-1	
14	Nov. 7	at Chi. 2-4	L	3-10-1	
15	Nov. 10	Wash. 3-10	L	3-11-1	
16	Nov. 12	at Hart. 4-5	L	3-12-1	
17	Nov. 14	at Bos. 2-5	L	3-13-1	
18	Nov. 16	Edm. 2-6	L	3-14-1	
19	Nov. 18	Pitt. 3-7	L	3-15-1	
20	Nov. 21	Mtl. 5-2	W	4-15-1	
21	Nov. 23	at Mtl. 3-5	L	4-16-1	
22	Nov. 25	Hart. 5-2	W	5-16-1	
23	Nov. 27	at Buff. 4-4	T	5-16-2	
24	Nov. 28	at St. L. 2-5	L	5-17-2	
25	Nov. 30	Buff. 4-3	W	6-17-2	
26	Dec. 3	Van. 3-0	W	7-17-2	
27	Dec. 5	at Bos. 2-2	T	7-17-3	
28	Dec. 7	LA 7-5	W	8-17-3	
29	Dec. 10	Bos. 5-2	W	9-17-3	
30	Dec. 14	at Det. 1-4	L	9-18-3	
31	Dec. 14	St. L. 2-4	L	9-19-3	
32	Dec. 17	at Wash. 1-3	L	9-20-3	
33	Dec. 19	at Cgy. 5-5	T	9-20-4	
34	Dec. 21	at SJ 1-4	L	9-21-4	
35	Dec. 22	at Van. 6-6	T	9-21-5	
36	Dec. 26	Mtl. 1-4	L	9-22-5	
37	Dec. 28	Hart. 4-1	W	10-22-5	
38	Dec. 30	Tor. 5-2	W	11-22-5	
39	Jan. 2	at Hart. 1-4	L	11-23-5	
40	Jan. 4	at NYI 2-5	L	11-24-5	
41	Jan. 8	at Buff. 2-4	L	11-25-5	
42	Jan. 9	at Bos. 4-5	L	11-26-5	
43	Jan. 11	NYR 2-7	L	11-27-5	
44	Jan. 14	Cgy. 3-5	L	11-28-5	
45	Jan. 21	Van. 3-5	L	11-29-5	
46	Jan. 23	at Chi. 2-4	L	11-30-5	
47	Jan. 25	Winn. 2-1	W	12-30-5	
48	Jan. 28	Bos. 2-4	L	12-31-5	
49	Jan. 29	at Tor. 2-5	L	12-32-5	
50	Jan. 31	at Winn. 4-4	T	12-32-6	
51	Feb. 2	at Edm. 2-8	L	12-33-6	
52	Feb. 5	at Cgy. 3-5	L	12-34-6	
53	Feb. 8	Phila. 0-3	L	12-35-6	
54	Feb. 9	NJ 1-2	L	12-36-6	
55	Feb. 11	Wash. 3-4	L	12-37-6	
56	Feb. 13	at Phila. 2-3	L	12-38-6	
57	Feb. 15	at Mtl. 4-4	T	12-38-7	
58	Feb. 18	Minn. 4-0	W	13-38-7	
59	Feb. 20	at Pitt. 4-4	T	13-38-8	
60	Feb. 22	at Hart. 0-4	L	13-39-8	
61	Feb. 23	at Mtl. 3-3	T	13-39-9	
62	Feb. 26	at SJ 4-7	L	13-40-9	
63	Feb. 27	LA 2-4	L	13-41-9	
64	Mar. 3	Buff. 4-4	T	13-41-10	
65	Mar. 5	at Hart. 10-4	W	14-41-10	
66	Mar. 7	Det. 4-4	T	14-41-11	
67	Mar. 9	Hart. 2-0	W	15-41-11	
68	Mar. 11	Mtl. 5-4	W	16-41-11	
69	Mar. 14	Bos. 4-5*	L	16-42-11	
70	Mar. 15	at Buff. 4-6	L	16-43-11	
71	Mar. 17	at Tor. 3-4*	L	16-44-11	
72	Mar. 19	at Pitt. 3-6	L	16-45-11	
73	Mar. 21	NYI 4-2	W	17-45-11	
74	Mar. 24	NYI 5-2	W	18-45-11	
75	Mar. 26	Chi. 4-5*	L	18-46-11	
76	Mar. 28	at NJ 2-5	L	18-47-11	
77	Mar. 31	Bos. 4-5*	L	18-48-11	
78	Apr. 12	at Bos. 1-1	T	18-48-12	
79	Apr. 14	Buff. 7-3	W	19-48-12	
80	Apr. 15	at Buff. 4-3	W	20-48-12	

*Overtime Decision

1992-1993 QUEBEC NORDIQUES



47-27-10, 104 points, 2nd Adams Div.

GM	DATE	OPP.	SCORE	W/L	REC.
1	Oct. 8	at Buff. 5-4	W	1-0-0	
2	Oct. 10	Ott. 9-2	W	2-0-0	
3	Oct. 13	Phila. 6-3	W	3-0-0	
4	Oct. 15	at Det. 4-2	W	4-0-0	
5	Oct. 17	St. L. 5-6	L	4-1-0	
6	Oct. 21	at St. L. 5-5	T	4-1-1	
7	Oct. 22	at Minn. 2-5	L	4-2-1	
8	Oct. 24	at TB 2-3	L	4-3-1	
9	Oct. 27	TB 4-3	W	5-3-1	
10	Oct. 29	at NYR 6-3	W	6-3-1	
11	Oct. 31	Winn. 3-2	W	7-3-1	
12	Nov. 3	at Hart. 3-3	T	7-3-2	
13	Nov. 5	at Bos. 4-6	L	7-4-2	
14	Nov. 7	Chi. 4-7	L	7-5-2	
15	Nov. 8	Cgy. 5-5	T	7-5-3	
16	Nov. 11	at Ott. 7-3	W	8-5-3	
17	Nov. 12	at Pitt. 4-4	T	8-5-4	
18	Nov. 14	NYR 6-3	W	9-5-4	
19	Nov. 17	at Tor. 3-1	W	10-5-4	
20	Nov. 19	Mtl. 4-3	W	11-5-4	
21	Nov. 21	Hart. 8-2	W	12-5-4	
22	Nov. 22	Wash. 4-6	L	12-6-4	
23	Nov. 25	at Buff. 1-1	T	12-6-5	
24	Nov. 26	at Tor. 5-4*	W	13-6-5	
25	Nov. 28	NJ 3-6	L	13-7-5	
26	Nov. 30	Bos. 3-4	L	13-8-5	
27	Dec. 3	at Phila. 2-3*	L	13-9-5	
28	Dec. 5	Minn. 4-7	L	13-10-5	
29	Dec. 7	Buff. 4-3	W	14-10-5	
30	Dec. 10	at LA 5-4	W	15-10-5	
31	Dec. 12	at SJ 8-7*	W	16-10-5	
32	Dec. 13	at Van. 3-3	T	16-10-6	
33	Dec. 16	at Mtl. 5-1	W	17-10-6	
34	Dec. 17	Mtl. 3-8	L	17-11-6	
35	Dec. 20	NYI 5-3	W	18-11-6	
36	Dec. 21	at Pitt. 4-7	L	18-12-6	
37	Dec. 26	Ott. 4-2	W	19-12-6	
38	Dec. 27	at Ott. 6-1	W	20-12-6	
39	Dec. 29	NJ 4-1	W	21-12-6	
40	Dec. 31	at Hart. 6-2	W	22-12-6	
41	Jan. 2	Det. 2-5	L	22-13-6	
42	Jan. 5	at NYI 2-1	W	23-13-6	
43	Jan. 7	at Bos. 3-2*	W	24-13-6	
44	Jan. 9	at Hart. 2-4	L	24-14-6	
45	Jan. 14	Mtl. 3-5	L	24-15-6	
46	Jan. 16	SJ 4-1	W	25-15-6	
47	Jan. 19	at Ott. 5-2	W	26-15-6	
48	Jan. 22	at Buff. 2-6	L	26-16-6	
49	Jan. 23	Buff. 4-3	W	27-16-6	
50	Jan. 26	Bos. 4-4	T	27-16-7	
51	Jan. 28	at Phila. 6-3	W	28-16-7	
52	Jan. 29	at Wash. 3-3	T	28-16-8	
53	Feb. 2	LA 3-2	W	29-16-8	
54	Feb. 3	Bos. 1-4	L	29-17-8	
55	Feb. 9	Van. 1-5	L	29-18-8	
56	Feb. 12	at Cgy. 4-4	T	29-18-9	
57	Feb. 14	at Edm. 3-2*	W	30-18-9	
58	Feb. 17	Ott. 6-4	W	31-18-9	
59	Feb. 20	at TB 5-2	W	32-18-9	
60	Feb. 21	at NJ 5-2	W	33-18-9	
61	Feb. 23	Edm. 6-3	W	34-18-9	
62	Feb. 25	NYI 6-4	W	35-18-9	
63	Feb. 27	Hart. 3-5	L	35-19-9	
64	Feb. 28	at Ott. 4-6	L	35-20-9	
65	Mar. 2	at Winn. 7-4	W	36-20-9	
66	Mar. 4	at Chi. 3-3	T	36-20-10	
67	Mar. 6	NYR 10-2	W	37-20-10	
68	Mar. 8	Hart. 2-4	L	37-21-10	
69	Mar. 10	Buff. 4-7	L	37-22-10	
70	Mar. 13	at Mtl. 5-2	W	38-22-10	
71	Mar. 15	Tor. 4-2	L	38-23-10	
72	Mar. 18	Mtl. 2-5	L	38-24-10	
73	Mar. 20	at NJ 5-1	W	40-23-10	
74	Mar. 23	at Wash. 1-5	L	40-24-10	
75	Mar. 27	Phila. 8-3	W	41-24-10	
76	Mar. 28	at NYR 3-2	W	42-24-10	
77	Mar. 31	at Mtl. 6-2	W	43-24-10	
78	Apr. 1	at Ott. 4-2	W	44-24-10	
79	Apr. 3	Pitt. 3-5	L	44-25-10	
80	Apr. 6	Bos. 1-7	L	44-26-10	
81	Apr. 8	at Bos. 2-6	L	44-27-10	
82	Apr. 10	Hart. 6-3	W	45-27-10	
83	Apr. 11	at Buff. 3-1	W	46-27-10	
84	Apr. 13	Ott. 6-2	W	47-27-10	

*Overtime Decision

1993-1994 QUEBEC NORDIQUES



34-48-8, 76 points, 5th Northeast Div.

GM	DATE	OPP.	SCORE	W/L	REC.
1	Oct. 6	at Ott.	5-5	T	0-0-1
2	Oct. 9	at Bos.	3-7	L	0-1-1
3	Oct. 10	Pitt.	7-4	W	1-1-1
4	Oct. 13	at NYR	4-6	L	1-2-1
5	Oct. 16	at Mtl.	5-2	W	2-2-1
6	Oct. 18	Mtl.	2-4	L	2-3-1
7	Oct. 20	at Hart.	5-2	W	3-3-1
8	Oct. 21	at Chi.	2-3	L	3-4-1
9	Oct. 23	Dall.	3-2	W	4-4-1
10	Oct. 26	Phila.	2-4	L	4-5-1
11	Oct. 28	at Pitt.	7-3	W	5-5-1
12	Oct. 30	Det.	3-5	L	5-6-1
13	Nov. 2	TB	8-2	W	6-6-1
14	Nov. 4	at Phila.	1-4	L	6-7-1
15	Nov. 6	NYR	2-4	L	6-8-1
16	Nov. 7	Fla.	1-3	L	6-9-1
17	Nov. 9	at Wash.	1-2	L	6-10-1
18	Nov. 14	at TB	3-4	L	6-11-1
19	Nov. 19	at Chi.	5-2	W	7-11-1
20	Nov. 20	Winn.	5-5	T	7-11-2
21	Nov. 23	NJ	1-1	T	7-11-3
22	Nov. 25	LA	8-6	W	8-11-3
23	Nov. 27	Buff.	2-2	T	8-11-4
24	Nov. 30	Bos.	2-5	L	8-12-4
25	Dec. 3	at NYI	3-2	W	9-12-4
26	Dec. 4	Van.	3-1	W	10-12-4
27	Dec. 7	Cgy.	4-4	T	10-12-5
28	Dec. 9	at NYI	3-2	W	11-12-5
29	Dec. 11	Ott.	5-2	W	12-12-5
30	Dec. 13	Wash.	5-3	W	13-12-5
31	Dec. 16	at Phila.	2-3	L	13-13-5
32	Dec. 18	NJ	2-6	L	13-14-5
33	Dec. 19	SJ	7-5	W	14-14-5
34	Dec. 21	at Ott.	1-2	L	14-15-5
35	Dec. 23	at Winn.	2-5	L	14-16-5
36	Dec. 28	TB	1-4	L	14-17-5
37	Dec. 29	NYI	5-3	W	15-17-5
38	Dec. 31	at Pitt.	5-4	W	16-17-5
39	Jan. 2	at Dall.	6-4	W	17-17-5
40	Jan. 4	at LA	1-5	L	17-18-5
41	Jan. 5	Mtl.	0-4	L	17-19-5
42	Jan. 7	at Edm.	4-6	L	17-20-5
43	Jan. 11	at Cgy.	0-1	L	17-21-5
44	Jan. 12	at Van.	3-4	L	17-22-5
45	Jan. 15	Wash.	0-4	L	17-23-5
46	Jan. 18	Pitt.	6-3	W	18-23-5
47	Jan. 25	Phila.	6-4	W	19-23-5
48	Jan. 27	at Pitt.	0-3	L	19-24-5
49	Jan. 29	at Hart.	3-2	W	20-24-5
50	Jan. 31	at Bos.	3-4	L	20-25-5
51	Feb. 1	Hart.	1-2	L	20-26-5
52	Feb. 3	at St. L.	4-3	W	21-26-5
53	Feb. 5	NYI	2-3	L	21-27-5
54	Feb. 8	Bos.	1-6	L	21-28-5
55	Feb. 12	at Mtl.	2-5	L	21-29-5
56	Feb. 14	at St. L.	4-4	L	21-30-5
57	Feb. 17	at SJ	8-2	W	22-30-5
58	Feb. 18	at Ana.	1-0	W	23-30-5
59	Feb. 21	at Buff.	1-2	L	23-31-5
60	Feb. 24	St. L.	6-0	W	24-31-5
61	Feb. 26	NJ	3-6	L	24-32-5
62	Feb. 27	at NYI	2-5	L	24-33-5
63	Mar. 2	at NYR	2-5	L	24-34-5
64	Mar. 5	Tor.	4-1	W	25-34-5
65	Mar. 7	at NJ	2-2	T	25-34-6
66	Mar. 8	Ott.	5-2	W	26-34-6
67	Mar. 10	Mtl.	4-4	T	26-34-7
68	Mar. 12	at Wash.	4-3	W	27-34-7
69	Mar. 14	Chi.	5-1	W	28-34-7
70	Mar. 17	Hart.	4-1	W	29-34-7
71	Mar. 19	at Mtl.	2-5	L	29-35-7
72	Mar. 20	Edm.	3-5	L	29-36-7
73	Mar. 23	at Bos.	5-3	W	30-36-7
74	Mar. 26	at Tor.	3-6	L	30-37-7
75	Mar. 27	at NJ	2-5	L	30-38-7
76	Mar. 30	at Ott.	4-6	L	30-39-7
77	Mar. 31	at Det.	4-2	W	31-39-7
78	Apr. 2	Buff.	6-4	W	31-40-7
79	Apr. 4	Buff.	2-6	L	32-40-7
80	Apr. 5	Fla.	3-3	T	32-40-8
81	Apr. 7	Hart.	5-2	W	33-40-8
82	Apr. 10	at Buff.	4-4	T	33-41-8
83	Apr. 12	at LA	2-5	L	34-41-8
84	Apr. 14	at TB	2-5	L	34-42-8

YEAR-BY-YEAR TEAM RESULTS

1994-1995

QUEBEC NORDIQUES

30-13-5, 65 points, 1st Northeast Div.

GM	DATE	OPP.	SCORE	W/L REC.
1	Jan. 21	at Phila.	3-1 W	1-0-0
2	Jan. 24	Wash.	5-3 W	2-0-0
3	Jan. 27	at Buff.	7-3 W	3-0-0
4	Jan. 28	NYR	2-0 W	4-0-0
5	Jan. 31	Phila.	5-2 W	5-0-0
6	Feb. 2	at NJ	4-5 L	5-1-0
7	Feb. 4	NJ	2-0 W	6-1-0
8	Feb. 5	Hart.	3-1 W	7-1-0
9	Feb. 8	at Hart.	3-2 W	8-1-0
10	Feb. 9	at Bos.	4-3 W	9-1-0
11	Feb. 11	Ott.	5-2 W	10-1-0
12	Feb. 14	at NYI	3-2 W	11-1-0
13	Feb. 16	at Phila.	4-2 L	12-1-0
14	Feb. 18	at Wash.	2-4 L	12-2-0
15	Feb. 19	at Fla.	4-1 W	13-2-0
16	Feb. 21	at Phila.	4-5 L	13-3-0
17	Feb. 23	Phila.	6-6 T	13-3-1
18	Feb. 25	Bos.	1-1 T	13-3-2
19	Feb. 27	Pitt.	5-7 L	13-4-2
20	Mar. 1	Buff.	8-2 W	14-4-2
21	Mar. 4	TB	1-1 T	14-4-3
22	Mar. 6	NJ	6-3 W	15-4-3
23	Mar. 7	at Pitt.	5-4 W	16-4-3
24	Mar. 9	at Hart.	1-2 L	16-5-3
25	Mar. 11	NYI	2-1 W	17-5-3
26	Mar. 16	Pitt.	3-2 W	18-5-3
27	Mar. 18	at Mtl.	4-5 L	18-6-3
28	Mar. 20	Fla.	5-4* W	19-6-3
29	Mar. 22	Bos.	6-2 W	20-6-3
30	Mar. 25	NYR	2-1 W	21-6-3
31	Mar. 26	at Ott.	11-4 W	22-6-3
32	Mar. 28	at Buff.	3-5 L	22-7-3
33	Mar. 30	at NYR	5-4 L	23-7-3
34	Mar. 31	at Wash.	4-6 L	23-8-3
35	Apr. 2	Ott.	7-5 W	24-8-3
36	Apr. 5	at Mtl.	5-6 L	24-9-3
37	Apr. 6	Mtl.	3-2 W	25-9-3
38	Apr. 8	at Ott.	2-2 T	25-9-4
39	Apr. 12	at Bos.	4-0 W	26-9-4
40	Apr. 14	Buff.	5-2 W	27-9-4
41	Apr. 16	Wash.	4-2 W	28-9-4
42	Apr. 18	at NYI	2-5 L	28-10-4
43	Apr. 20	at Fla.	2-5 L	28-11-4
44	Apr. 22	at Fla.	2-4 L	28-12-4
45	Apr. 26	Mtl.	1-1 T	28-12-5
46	Apr. 29	TB	4-1 W	29-12-5
47	Apr. 30	at NJ	2-4 L	29-13-5
48	May 3	Hart.	4-1 W	30-13-5

*Overtime Decision

1995-1996

COLORADO AVALANCHE

47-25-10, 104 points, 1st Pacific Div.

GM	DATE	OPP.	SCORE	W/L REC.
1	Oct. 6	Det.	3-2 W	1-0-0
2	Oct. 7	at LA	2-4 L	1-1-0
3	Oct. 9	Pitt.	6-6 T	1-1-1
4	Oct. 11	Bos.	3-1 W	2-1-1
5	Oct. 13	at Wash.	1-3 L	2-2-1
6	Oct. 14	at St. L	1-4 L	2-3-1
7	Oct. 18	Wash.	4-2 W	3-3-1
8	Oct. 23	Ana.	3-1 W	4-3-1
9	Oct. 25	at Cgy.	3-2 W	5-3-1
10	Oct. 27	Buff.	5-4 W	6-3-1
11	Oct. 30	at Dall.	6-1 W	7-3-1
12	Nov. 1	Cgy.	6-1 W	8-3-1
13	Nov. 3	at Winn.	5-2 W	9-3-1
14	Nov. 5	at Chi.	7-3 W	10-3-1
15	Nov. 9	Dall.	1-1 T	10-3-2
16	Nov. 11	at Van.	8-4 W	11-3-2
17	Nov. 15	at Ana.	3-7 L	11-4-2
18	Nov. 17	at Cgy.	5-3 W	12-4-2
19	Nov. 18	Cgy.	5-2 W	13-4-2
20	Nov. 20	at Edm.	3-2 T	13-4-3
21	Nov. 22	Chi.	6-2 W	14-4-3
22	Nov. 25	at Mtl.	2-2 T	14-4-4
23	Nov. 28	at NYI	7-3 W	15-4-4
24	Nov. 29	at NJ	3-4* L	15-5-4
25	Dec. 1	at NYR	3-5 L	15-6-4
26	Dec. 3	Dal.	6-7 L	15-7-4
27	Dec. 5	SJ	12-2 W	16-7-4
28	Dec. 7	Edm.	3-5 L	16-8-4
29	Dec. 9	at Ott.	7-3 W	17-8-4
30	Dec. 11	at Tor.	5-1 W	18-8-4
31	Dec. 13	at Buff.	3-4 L	18-9-4
32	Dec. 15	at Hart.	2-4 L	18-10-4
33	Dec. 18	Van.	2-4 L	18-11-4
34	Dec. 20	at Edm.	4-1 W	19-11-4
35	Dec. 22	St. L	3-1 W	20-11-4
36	Dec. 23	at LA	2-2 T	20-11-5
37	Dec. 26	at SJ	5-1 W	21-11-5
38	Dec. 29	Tor.	3-2 W	22-11-5
39	Jan. 3	NJ	0-1 L	22-12-5
40	Jan. 4	Phila.	2-2 T	22-12-6
41	Jan. 6	at Tor.	2-5 L	22-13-6
42	Jan. 9	at Bos.	3-0 W	23-13-6
43	Jan. 10	Fla.	4-4 T	23-13-7
44	Jan. 14	Cgy.	4-4 T	23-13-8
45	Jan. 16	at Pitt.	5-2 W	24-13-8
46	Jan. 17	at Det.	3-3 L	24-14-8
47	Jan. 22	NYI	4-3 W	25-14-8
48	Jan. 25	Van.	2-2 T	25-14-9
49	Jan. 27	at SJ	4-3* W	26-14-9
50	Jan. 31	at Ana.	1-2 L	26-15-9
51	Feb. 1	Winn.	6-4 W	27-15-9
52	Feb. 3	NYR	7-1 W	28-15-9
53	Feb. 5	Mtl.	4-2 W	29-15-9
54	Feb. 7	TB	4-4 T	29-16-9
55	Feb. 9	Hart.	2-3* L	29-17-9
56	Feb. 11	at Phila.	5-3 W	30-16-9
57	Feb. 15	at TB	2-4 L	30-17-9
58	Feb. 16	at Fla.	5-4* W	31-17-9
59	Feb. 19	Edm.	7-5 W	32-17-9
60	Feb. 23	LA	6-2 W	33-17-9
61	Feb. 25	Ott.	4-2 W	34-17-9
62	Feb. 26	Ana.	3-2 W	35-17-9
63	Feb. 29	at Chi.	3-4 L	35-18-9
64	Mar. 1	Chi.	5-3 W	36-18-9
65	Mar. 3	Tor.	4-0 W	37-18-9
66	Mar. 5	SJ	3-5 L	37-19-9
67	Mar. 8	Det.	2-4 L	37-20-9
68	Mar. 9	at Van.	7-5 W	38-20-9
69	Mar. 13	at Ana.	0-4 L	38-21-9
70	Mar. 17	Edm.	8-1 W	39-21-9
71	Mar. 19	at Van.	4-3 W	40-21-9
72	Mar. 20	at LA	5-2 W	41-21-9
73	Mar. 22	at Det.	0-7 L	41-22-9
74	Mar. 24	at Winn.	5-2 W	42-22-9
75	Mar. 27	Winn.	1-3 L	42-23-9
76	Mar. 28	at SJ	8-3 W	43-23-9
77	Apr. 3	St. L	3-6 L	43-24-9
78	Apr. 6	SJ	5-1 W	44-24-9
79	Apr. 7	at Dal.	4-1 W	45-24-9
80	Apr. 10	Ana.	7-3 W	46-24-9
81	Apr. 11	at St. L	3-2 W	47-24-9
82	Apr. 14	LA	4-5* L	47-25-9

*Overtime Decision

1996-1997

COLORADO AVALANCHE

49-24-9, 107 points, 1st Pacific Div.

GM	DATE	OPP.	SCORE	W/L REC.
1	Oct. 4	at St. L	2-4 L	0-1-0
2	Oct. 5	at Dal.	1-4 L	0-2-0
3	Oct. 8	SJ	6-0 W	1-2-0
4	Oct. 10	Ana.	6-6 T	1-2-1
5	Oct. 11	at Chi.	2-0 W	2-2-1
6	Oct. 15	Edm.	7-2 W	3-2-1
7	Oct. 17	Fla.	1-2 L	3-3-1
8	Oct. 19	Van.	9-2 W	4-3-1
9	Oct. 22	at Cgy.	1-5 L	4-4-1
10	Oct. 23	at Van.	4-1 W	5-4-1
11	Oct. 26	at Edm.	4-2 W	6-4-1
12	Oct. 28	Wash.	1-0 W	7-4-1
13	Oct. 30	St. L	6-3 W	8-4-1
14	Nov. 2	Buff.	0-0 T	8-4-2
15	Nov. 6	at Ana.	1-1 T	8-4-3
16	Nov. 6	at SJ	4-1 W	9-4-3
17	Nov. 8	at Phx.	4-1 W	10-4-3
18	Nov. 9	Mtl.	5-2 W	11-4-3
19	Nov. 11	at NYI	6-2 W	12-4-3
20	Nov. 13	at Det.	4-1 W	13-4-3
21	Nov. 14	at Buff.	4-5 L	13-5-3
22	Nov. 16	Hart.	4-4 T	13-5-4
23	Nov. 20	Phx.	6-0 W	14-5-4
24	Nov. 22	NYI	3-2 W	15-5-4
25	Nov. 27	at TB	2-5 L	15-6-4
26	Nov. 30	NJ	2-1 W	16-6-4
27	Dec. 4	Edm.	2-0 W	17-6-4
28	Dec. 6	St. L	3-4 L	17-7-4
29	Dec. 7	at LA	2-4 L	17-8-4
30	Dec. 11	at Van.	6-1 W	18-8-4
31	Dec. 14	at Cgy.	1-4 L	18-9-4
32	Dec. 17	Det.	4-3 W	19-9-4
33	Dec. 18	at Edm.	4-4 T	19-9-5
34	Dec. 21	Tor.	2-6 L	19-10-5
35	Dec. 23	Cgy.	4-3 W	20-10-5
36	Dec. 28	at LA	5-2 W	21-10-5
37	Dec. 29	Dal.	3-2 W	22-10-5
38	Dec. 31	at Chi.	4-1 W	23-10-5
39	Jan. 2	Cgy.	3-2 W	24-10-5
40	Jan. 4	Phila.	4-4 T	24-10-6
41	Jan. 6	at NYR	2-2 T	24-10-7
42	Jan. 8	at NJ	1-1 T	24-10-8
43	Jan. 9	at Ott.	2-0 W	25-10-8
44	Jan. 11	at Tor.	3-2 W	26-10-8
45	Jan. 15	TB	4-2 W	27-10-8
46	Jan. 20	at Fla.	4-2 W	28-10-8
47	Jan. 21	at TB	2-3* L	28-11-8
48	Jan. 23	at Pitt.	4-3* W	29-11-8
49	Jan. 25	at Bos.	1-4 L	29-12-8
50	Jan. 27	at Tor.	5-2 W	30-12-8
51	Jan. 29	LA	6-3 W	31-12-8
52	Feb. 1	at SJ	1-2 L	31-13-8
53	Feb. 2	at Ana.	5-2 W	32-13-8
54	Feb. 8	Chi.	2-4 L	32-14-8
55	Feb. 11	LA	3-1 W	33-14-8
56	Feb. 13	at Phx.	3-2 W	34-14-8
57	Feb. 15	at St. L	5-2 W	35-14-8
58	Feb. 18	Bos.	3-2* W	36-14-8
59	Feb. 21	at Edm.	4-3* W	37-14-8
60	Feb. 23	Ott.	4-3 W	38-14-8
61	Feb. 25	at LA	1-3 L	38-15-8
62	Feb. 27	Dal.	2-6 L	38-16-8
63	Mar. 1	Chi.	2-1 W	39-16-8
64	Mar. 3	Van.	5-1 W	40-16-8
65	Mar. 5	at Mtl.	7-3 W	41-16-8
66	Mar. 6	at Wash.	3-6 L	41-17-8
67	Mar. 9	Ana.	2-2 T	41-17-9
68	Mar. 12	Cgy.	2-3 L	41-18-9
69	Mar. 14	Pitt.	6-3 W	42-18-9
70	Mar. 16	Det.	4-2 W	43-18-9
71	Mar. 18	Van.	4-2 W	44-18-9
72	Mar. 21	Ana.	4-3 W	45-18-9
73	Mar. 23	at Phila.	0-2 L	45-19-9
74	Mar. 25	at Hart.	4-0 W	46-19-9
75	Mar. 26	at Det.	5-6* L	46-20-9
76	Mar. 29	Tor.	2-3 L	46-21-9
77	Apr. 2	at Cgy.	5-1 W	47-21-9
78	Apr. 4	at SJ	6-7* L	47-22-9
79	Apr. 6	Phx.	2-1 W	48-22-9
80	Apr. 9	SJ	1-4 L	48-23-9
81	Apr. 11	at Dal.	2-1 W	49-23-9
82	Apr. 13	LA	2-4 L	49-24-9

*Overtime Decision

YEAR-BY-YEAR TEAM RESULTS

1997-1998 COLORADO AVALANCHE

39-26-17, 95 points, 1st Pacific Div.

GM	DATE	OPP.	SCORE	W/L	REC.
1	Oct. 1	Dal.	2-2	T	0-0-1
2	Oct. 3	at Cgy.	4-1	W	1-0-1
3	Oct. 5	at Edm.	3-0	W	2-0-1
4	Oct. 7	Bos.	3-2	W	3-0-1
5	Oct. 9	SJ	3-2	W	4-0-1
6	Oct. 11	Phx.	3-3	T	4-0-2
7	Oct. 15	at Edm.	6-2	W	5-0-2
8	Oct. 17	at Cgy.	5-6*	L	5-1-2
9	Oct. 19	at Van.	4-4	T	5-1-3
10	Oct. 22	Wash.	4-3	W	6-1-3
11	Oct. 24	Car.	3-3	T	6-1-4
12	Oct. 25	at Dal.	1-3	L	6-2-4
13	Oct. 28	Buff.	3-2	W	7-2-4
14	Oct. 30	at Phx.	1-2	L	7-3-4
15	Nov. 1	Cgy.	3-3	T	7-3-5
16	Nov. 5	NYR	2-4	L	7-3-6
17	Nov. 8	St. L.	4-1	W	8-3-6
18	Nov. 11	at Det.	2-0	W	9-3-6
19	Nov. 13	at Phila.	2-1	W	10-3-6
20	Nov. 14	at NJ	1-4	L	10-4-6
21	Nov. 16	at NYR	1-4	L	10-5-6
22	Nov. 18	at Wash.	6-6	T	10-5-7
23	Nov. 21	Tor.	3-1	W	11-5-7
24	Nov. 23	LA	1-2*	L	11-6-7
25	Nov. 26	at TB	3-3	T	11-6-8
26	Nov. 28	at Fla.	3-2	W	12-6-8
27	Nov. 29	at Car.	3-2	W	13-6-8
28	Dec. 2	Edm.	4-2	W	14-6-8
29	Dec. 4	at Chi.	2-1	W	15-6-8
30	Dec. 6	Van.	6-4	W	16-6-8
31	Dec. 8	at Mtl.	2-4	L	16-7-8
32	Dec. 10	at Tor.	2-2	T	16-7-9
33	Dec. 12	at Cgy.	1-3	L	16-8-9
34	Dec. 13	at Van.	5-2	W	17-8-9
35	Dec. 15	Tor.	3-2	W	18-8-9
36	Dec. 17	Det.	3-2	T	18-8-10
37	Dec. 19	Pitt.	3-3	T	18-8-11
38	Dec. 23	LA	5-1	W	19-8-11
39	Dec. 27	at Edm.	5-1	W	20-8-11
40	Dec. 29	Mtl.	1-1	T	20-8-12
41	Dec. 31	NYI	3-1	W	21-8-12
42	Jan. 2	at Buff.	2-2	T	21-8-13
43	Jan. 3	at Pitt.	5-4*	W	22-8-13
44	Jan. 6	Cgy.	1-3	L	22-9-13
45	Jan. 8	Van.	4-4	T	22-9-14
46	Jan. 10	Chi.	3-3	T	22-9-15
47	Jan. 12	Fla.	3-1	W	23-9-15
48	Jan. 14	at Ana.	2-0	W	24-9-15
49	Jan. 15	SJ	2-2	T	24-9-16
50	Jan. 21	at Dal.	2-3	L	24-10-16
51	Jan. 22	Ana.	3-4	L	24-11-16
52	Jan. 24	Dal.	2-3	L	24-12-16
53	Jan. 26	Edm.	2-1*	W	25-12-16
54	Jan. 28	Van.	6-1	W	26-12-16
55	Jan. 31	at SJ	2-5	L	26-13-16
56	Feb. 2	at Van.	2-1	W	27-13-16
57	Feb. 5	Chi.	4-2	W	28-13-16
58	Feb. 7	Phila.	3-2	W	29-13-16
59	Feb. 25	at Phx.	4-2	W	30-13-16
60	Feb. 26	Phx.	3-0	W	31-13-16
61	Feb. 28	Chi.	0-4	L	31-14-16
62	Mar. 2	Edm.	4-5*	L	31-15-16
63	Mar. 4	at Tor.	5-3	W	32-15-16
64	Mar. 5	at Ott.	2-4	L	32-16-16
65	Mar. 7	at NYI	4-2	W	33-16-16
66	Mar. 9	TB	1-2	L	33-17-16
67	Mar. 11	St. L.	3-2	W	34-17-16
68	Mar. 14	at LA	2-5	L	34-18-16
69	Mar. 15	at Ana.	3-5	L	34-19-16
70	Mar. 19	at Phx.	4-3	W	35-19-16
71	Mar. 21	at SJ	2-0	W	36-19-16
72	Mar. 26	NJ	0-2	L	36-20-16
73	Mar. 28	Ana.	5-3	W	37-20-16
74	Mar. 30	at Bos.	1-4	L	37-21-16
75	Apr. 1	at Det.	0-2	L	37-22-16
76	Apr. 2	at Chi.	1-2	L	37-23-16
77	Apr. 4	at St. L.	1-4	L	37-24-16
78	Apr. 6	LA	1-3	L	37-25-16
79	Apr. 11	at LA	3-4	L	37-26-16
80	Apr. 13	at Ana.	2-2	T	37-26-17
81	Apr. 16	SJ	4-1	W	38-26-17
82	Apr. 18	Det.	4-3	W	39-26-17

*Overtime Decision

1998-1999 COLORADO AVALANCHE

44-28-10, 98 pts, 1st Northwest Div.

GM	DATE	OPP.	SCORE	W/L	REC.
1	Oct. 10	Ott.	3-4	L	0-1-0
2	Oct. 12	Buff.	0-3	L	0-2-0
3	Oct. 14	Bos.	0-3	L	0-3-0
4	Oct. 15	at Phx.	2-5	L	0-4-0
5	Oct. 18	at LA	5-5	T	0-4-1
6	Oct. 24	Edm.	6-4	W	1-4-1
7	Oct. 26	Phx.	1-5	L	1-5-1
8	Oct. 29	SJ	4-2	W	2-5-1
9	Oct. 31	at Nash.	2-3	L	2-6-1
10	Nov. 2	at Car.	3-2	W	3-6-1
11	Nov. 4	at Tor.	0-3	L	3-7-1
12	Nov. 6	at Edm.	5-2	W	4-7-1
13	Nov. 8	at Cgy.	1-3	L	4-8-1
14	Nov. 10	at Phx.	1-1	T	4-8-2
15	Nov. 13	TB	8-1	W	5-8-2
16	Nov. 15	at Van.	2-1	W	6-8-2
17	Nov. 17	NYI	5-2	W	7-8-2
18	Nov. 19	Van.	0-5	L	7-9-2
19	Nov. 21	at Mtl.	3-2	W	8-9-2
20	Nov. 25	at Edm.	0-3	L	8-10-2
21	Nov. 28	NJ	2-3	L	8-11-2
22	Dec. 2	Det.	4-2	W	9-11-2
23	Dec. 4	St. L.	2-0	W	10-11-2
24	Dec. 5	at St. L.	3-1	W	11-11-2
25	Dec. 8	at NYR	2-1	W	12-11-2
26	Dec. 9	at NYR	2-1	W	13-11-2
27	Dec. 12	at NJ	3-5	L	13-12-2
28	Dec. 14	St. L.	0-0	T	13-12-3
29	Dec. 17	at Van.	1-2	L	13-13-3
30	Dec. 19	at SJ	1-2	L	13-14-3
31	Dec. 21	at Ana.	4-2	W	14-14-3
32	Dec. 22	Ana.	0-1	L	14-15-3
33	Dec. 26	Dal.	2-4	L	14-16-3
34	Dec. 27	at Cgy.	2-1	W	15-16-3
35	Dec. 29	at Van.	4-2	W	16-16-3
36	Dec. 31	NYR	3-6	L	16-17-3
37	Jan. 2	at LA	2-4	L	16-18-3
38	Jan. 4	Mtl.	4-3	W	17-18-3
39	Jan. 6	Fla.	2-2	T	17-18-4
40	Jan. 9	at Det.	2-3	L	17-19-4
41	Jan. 10	at Chi.	3-2*	W	18-19-4
42	Jan. 12	Chi.	4-1	W	19-19-4
43	Jan. 16	St. L.	2-0	W	20-19-4
44	Jan. 19	at LA	5-4	W	21-19-4
45	Jan. 21	Cgy.	4-2	W	22-19-4
46	Jan. 27	at Ana.	4-3	W	23-19-4
47	Jan. 28	Ana.	6-2	W	24-19-4
48	Jan. 30	SJ	5-0	W	25-19-4
49	Feb. 2	at Bos.	3-2	W	26-19-4
50	Feb. 3	at Buff.	5-3	W	27-19-4
51	Feb. 5	at Det.	3-1	W	28-19-4
52	Feb. 7	at Dal.	3-0	W	29-19-4
53	Feb. 9	Cgy.	1-2	L	29-20-4
54	Feb. 13	Phx.	1-4	L	29-21-4
55	Feb. 14	Phila.	4-4	T	29-21-5
56	Feb. 19	at Nash.	4-4	T	29-21-6
57	Feb. 21	at Dal.	1-1	T	29-21-7
58	Feb. 23	Van.	4-4	T	29-21-8
59	Feb. 25	Pitt.	2-3	L	29-22-8
60	Feb. 27	Nash.	3-1	W	30-22-8
61	Mar. 1	Edm.	3-4	L	30-23-8
62	Mar. 3	at Fla.	7-5	W	31-23-8
63	Mar. 4	at TB	1-2	L	31-24-8
64	Mar. 7	at Pitt.	3-1	W	32-24-8
65	Mar. 7	at Wash.	3-2*	W	33-24-8
66	Mar. 11	at Phila.	5-3	W	34-24-8
67	Mar. 14	Det.	1-3	L	34-25-8
68	Mar. 18	Car.	3-2	W	35-25-8
69	Mar. 20	Chi.	5-5	T	35-25-9
70	Mar. 21	at Chi.	3-4	L	35-26-9
71	Mar. 24	Van.	5-2	W	36-26-9
72	Mar. 26	Wash.	3-1	W	37-26-9
73	Mar. 28	LA	7-2	W	38-26-9
74	Mar. 30	Cgy.	3-3	T	38-26-10
75	Mar. 31	at SJ	3-2	W	39-26-10
76	Apr. 3	Edm.	5-2	W	40-26-10
77	Apr. 5	LA	4-1	W	41-26-10
78	Apr. 7	Nash.	4-1	W	42-26-10
79	Apr. 11	at St. L.	4-2	W	43-26-10
80	Apr. 15	at Cgy.	1-5	L	43-27-10
81	Apr. 16	at Edm.	1-5	L	43-28-10
82	Apr. 18	Dal.	2-1	W	44-28-10

*Overtime Decision

1999-2000 COLORADO AVALANCHE

42-28-11-1, 98 points, 1st Northwest Div.

GM	DATE	OPP.	SCORE	W/L	REC.
1	Oct. 5	at Nash.	3-2	W	1-0-0
2	Oct. 6	at Tor.	1-2	L	1-1-0
3	Oct. 8	at Pitt.	3-3	T	1-1-1
4	Oct. 10	at NYI	2-4	L	1-2-1
5	Oct. 11	at Bos.	3-3	T	1-2-2
6	Oct. 13	at Bos.	2-1	W	2-2-2
7	Oct. 16	Ott.	3-1	W	3-2-2
8	Oct. 20	at Mtl.	2-1	W	4-2-2
9	Oct. 21	at Ott.	1-4	L	4-3-2
10	Oct. 23	at Atl.	3-2*	W	5-3-2
11	Oct. 27	at Det.	3-5	L	5-4-2
12	Oct. 28	at Phila.	4-5*	OL	5-5-2
13	Oct. 30	Phx.	3-5	L	5-6-2
14	Nov. 3	St. L.	5-0	W	6-6-2
15	Nov. 11	NYR	4-1	W	7-6-2
16	Nov. 11	at LA	2-5	L	7-7-2
17	Nov. 13	at Cgy.	5-2	W	8-7-2
18	Nov. 15	at Van.	2-2	T	8-7-3
19	Nov. 17	Fla.	1-2	L	8-8-3
20	Nov. 19	NYI	2-3	L	8-9-3
21	Nov. 22	at Dal.	3-2*	W	9-9-3
22	Nov. 23	LA	2-6	L	9-10-3
23	Nov. 26	at Phx.	0-7	L	9-11-3
24	Nov. 27	Cgy.	7-1	W	10-11-3
25	Nov. 30	Phx.	4-2	W	11-11-3
26	Dec. 1	at Edm.	1-3	L	11-12-3
27	Dec. 4	Car.	3-1	W	12-12-3
28	Dec. 6	Van.	5-2	W	13-12-3
29	Dec. 8	at SJ	2-4	L	13-13-3
30	Dec. 10	at Ana.	2-1	W	14-13-3
31	Dec. 12	at Van.	3-2*	W	15-13-3
32	Dec. 15	Ana.	2-4	L	15-14-3
33	Dec. 17	at Det.	2-5	L	15-15-3
34	Dec. 18	at Nash.	2-2	T	15-15-4
35	Dec. 20	at Car.	4-2	W	16-15-4
36	Dec. 23	at Buff.	1-2	L	16-16-4
37	Dec. 27	St. L.	5-1	W	17-16-4
38	Dec. 29	LA	4-2	W	18-16-4
39	Jan. 3	Edm.	2-2	T	18-16-5
40	Jan. 5	Cgy.	4-0	W	19-16-5
41	Jan. 7	Mtl.	4-1	W	20-16-5
42	Jan. 9	at Chi.	3-5	L	20-17-5
43	Jan. 11	Nash.	4-2	W	21-17-5
44	Jan. 13	Pitt.	4-3	W	22-17-5
45	Jan. 15	Chi.	3-1	W	23-17-5
46	Jan. 17	Phx.	4-0	W	24-17-5
47	Jan. 19	SJ	0-0	T	24-17-6
48	Jan. 21	at Ana.	3-3	T	24-17-7
49	Jan. 23	at LA	2-3	L	24-18-7
50	Jan. 25	at SJ	4-3	W	25-18-7
51	Jan. 27	at Chi.	4-6	L	25-19-7
52	Jan. 29	at St. L.	0-4	L	25-20-7
53	Feb. 1	Van.	2-1	W	26-20-7
54	Feb. 3	SJ	3-3	T	26-20-8
55	Feb. 8	Buff.	0-2	L	26-21-8
56	Feb. 10	Chi.	3-2	W	27-21-8
57	Feb. 13	Det.	3-4	L	27-22-8
58	Feb. 14	at Wash.	1-2	L	27-23-8
59	Feb. 17	at NY	5-5	T	27-23-9
60	Feb. 18	at NYR	4-2	W	28-23-9
61	Feb. 20	Dal.	1-2	L	28-24-9
62	Feb. 22	Atl.	3-4	L	28-25-9
63	Feb. 25	at St. L.	2-4	L	28-26-9
64	Feb. 27	at Dal.	1-1	T	28-26-10
65	Feb. 29	Edm.	1-3	L	28-27-10
66	Mar. 2	NY	5-0	W	29-27-10
67	Mar. 4	TB	4-1	W	30-27-10
68	Mar. 7	at Cgy.	8-3	W	31-27-10
69	Mar. 10	at Phila.	4-2	W	32-27-10
70	Mar. 12	Phila.	3-1	W	33-27-10
71	Mar. 14	Ana.	4-2	W	34-27-10
72	Mar. 16	Nash.	2-2	T	34-27-11
73	Mar. 18	Det.	3-4	L	34-28-11
74	Mar. 20	Van.	2-3	L	34-29-11
75	Mar. 23	at Phx.	4-2	W	35-29-11
76	Mar. 26	at Dal.	2-1*	W	36-29-11
77	Mar. 27	Chi.	3-1	W	37-29-11
78	Mar. 29	Edm.	3-2	W	38-29-11
79	Apr. 2	Det.	3-2*	T	39-29-11
80	Apr. 5	at Edm.	8-1	W	40-29-11
81	Apr. 7	at Cgy.	3-1	W	41-29-11
82	Apr. 9	Det.	3-2	W	42-29-11

YEAR-BY-YEAR TEAM RESULTS

2000-2001 COLORADO AVALANCHE

52-16-10-4, 118 pts, 1st Northwest Div.

GM	DATE	OPP.	SCORE	W/L	REC.
1	Oct. 4	at Dal.	2-2	T	0-0-1-0
2	Oct. 7	at Van.	1-1	T	0-0-2-0
3	Oct. 10	at Cgy.	3-1	W	1-0-2-0
4	Oct. 12	at Van.	5-2	W	2-0-2-0
5	Oct. 14	Cbj.	3-1	W	3-0-2-0
6	Oct. 17	at Wash.	4-3*	W	4-0-2-0
7	Oct. 18	at Cbj.	5-1	W	5-0-2-0
8	Oct. 20	Fla.	5-1	W	6-0-2-0
9	Oct. 25	Nash.	2-1*	W	7-0-2-0
10	Oct. 26	at Chi.	2-0	W	8-0-2-0
11	Oct. 28	Edm.	4-2	W	9-0-2-0
12	Oct. 30	Phx.	0-4	L	9-1-2-0
13	Nov. 1	at Van.	3-4	L	9-2-2-0
14	Nov. 3	Car.	5-3	W	10-2-2-0
15	Nov. 7	Minn.	2-0	W	11-2-2-0
16	Nov. 9	St. L.	3-3	T	11-2-3-0
17	Nov. 11	Ana.	3-1	W	12-2-3-0
18	Nov. 13	Pitt.	3-2*	W	13-2-3-0
19	Nov. 15	at Ana.	3-0	W	14-2-3-0
20	Nov. 16	at Phx.	3-6	L	14-3-3-0
21	Nov. 18	at LA	4-6	L	14-4-3-0
22	Nov. 22	Cbj.	5-2	W	15-4-3-0
23	Nov. 25	Cgy.	3-2*	W	16-4-3-0
24	Nov. 29	Phx.	2-1	W	17-4-3-0
25	Dec. 1	Dal.	4-2	W	18-4-3-0
26	Dec. 3	at NYR	6-3	W	19-4-3-0
27	Dec. 5	at NJ	1-6	L	19-5-3-0
28	Dec. 8	at TB	2-0	W	20-5-3-0
29	Dec. 9	at Fla.	4-2	W	21-5-3-0
30	Dec. 11	Tor.	2-2	T	21-5-4-0
31	Dec. 13	Phila.	3-3	T	21-5-5-0
32	Dec. 15	Det.	3-5	L	21-6-5-0
33	Dec. 19	Cgy.	0-3	L	21-7-5-0
34	Dec. 21	LA	5-2	W	22-7-5-0
35	Dec. 23	Van.	3-2	W	23-7-5-0
36	Dec. 26	at Nash.	2-5	L	23-8-5-0
37	Dec. 27	Edm.	3-2	W	24-8-5-0
38	Dec. 29	Nash.	3-1	W	25-8-5-0
39	Jan. 2	LA	6-2	W	26-8-5-0
40	Jan. 4	SJ	2-2	T	26-8-6-0
41	Jan. 6	at Car.	2-2	T	26-8-7-0
42	Jan. 7	at Det.	3-4*	OL	26-8-7-1
43	Jan. 10	at Cbj.	4-2	W	27-8-7-1
44	Jan. 12	at Minn.	5-0	W	28-8-7-1
45	Jan. 14	at Chi.	2-2	T	28-8-8-1
46	Jan. 16	NYI	4-1	W	29-8-8-1
47	Jan. 18	Van.	7-3	W	30-8-8-1
48	Jan. 20	SJ	2-1	W	31-8-8-1
49	Jan. 21	at Ana.	4-2	W	32-8-8-1
50	Jan. 26	Chi.	5-2	W	33-8-8-1
51	Jan. 27	at Nash.	5-1	W	34-8-8-1
52	Jan. 30	at St. L.	3-1	W	35-8-8-1
53	Feb. 1	at Van.	3-5	L	35-9-8-1
54	Feb. 7	Wash.	1-3	L	35-10-8-1
55	Feb. 9	Cgy.	3-5	L	35-11-8-1
56	Feb. 10	St. L.	3-4*	OL	35-11-8-2
57	Feb. 13	at Mil.	3-2*	W	36-11-8-2
58	Feb. 15	at Ott.	1-4	L	36-12-8-2
59	Feb. 17	at Tor.	5-5	T	36-12-9-2
60	Feb. 19	at Pitt.	5-1	W	37-12-9-2
61	Feb. 21	Bos.	8-2	W	38-12-9-2
62	Feb. 23	Minn.	4-1	W	39-12-9-2
63	Feb. 25	Atl.	5-2	W	40-12-9-2
64	Mar. 3	Buff.	2-3*	OL	40-12-9-3
65	Mar. 4	at Phx.	5-0	W	41-12-9-3
66	Mar. 5	at Atl.	4-2	W	42-12-9-3
67	Mar. 8	at St. L.	5-2	W	43-12-9-3
68	Mar. 10	at Dal.	2-3*	OL	43-12-9-4
69	Mar. 11	Dal.	3-2	W	44-12-9-4
70	Mar. 13	NJ	3-6	L	44-13-9-4
71	Mar. 17	Det.	5-3	W	45-13-9-4
72	Mar. 18	Minn.	4-3	W	46-13-9-4
73	Mar. 20	SJ	4-1	W	47-13-9-4
74	Mar. 22	at St. L.	3-1	W	48-13-9-4
75	Mar. 24	at Bos.	4-2	W	49-13-9-4
76	Mar. 28	at Edm.	1-4	L	49-14-9-4
77	Mar. 29	at Cgy.	1-0	W	50-14-9-4
78	Mar. 31	at LA	0-4	L	50-15-9-4
79	Apr. 2	Edm.	5-3	W	51-15-9-4
80	Apr. 4	Ana.	1-1	T	51-15-10-4
81	Apr. 7	at Det.	3-4	L	51-16-10-4
82	Apr. 8	at Minn.	4-2	W	52-16-10-4

*Overtime Decision

2001-2002 COLORADO AVALANCHE

45-28-8-1, 99 pts, 1st Northwest Div.

GM	DATE	OPP.	SCORE	W/L	REC.
1	Oct. 3	at Pitt.	3-1	W	1-0-0-0
2	Oct. 9	at Van.	5-4	W	2-0-0-0
3	Oct. 11	at Edm.	3-5	L	2-1-0-0
4	Oct. 13	at Van.	0-4	L	2-2-0-0
5	Oct. 16	TB	2-1	W	3-2-0-0
6	Oct. 18	Edm.	1-4	L	3-3-0-0
7	Oct. 20	at Cbj.	5-0	W	4-3-0-0
8	Oct. 21	at Chi.	2-4	L	4-4-0-0
9	Oct. 23	Car.	5-1	W	5-4-0-0
10	Oct. 25	Van.	4-1	W	6-4-0-0
11	Oct. 27	at Phx.	0-1	L	6-5-0-0
12	Oct. 28	at Ana.	3-2	W	7-5-0-0
13	Oct. 31	St. L.	0-1	L	7-6-0-0
14	Nov. 2	at Minn.	2-4	L	7-7-0-0
15	Nov. 3	at Tor.	1-4	L	7-8-0-0
16	Nov. 6	at Mil.	1-1	T	7-8-1-0
17	Nov. 8	at Ott.	0-1	L	7-9-1-0
18	Nov. 10	at Cgy.	0-2	L	7-10-1-0
19	Nov. 14	Minn.	1-0	W	8-10-1-0
20	Nov. 16	NYI	1-0	W	9-10-1-0
21	Nov. 18	at NJ	2-0	W	10-10-1-0
22	Nov. 20	at NYR	3-5	L	10-11-1-0
23	Nov. 21	at NYI	4-5	L	10-12-1-0
24	Nov. 24	Edm.	2-0	W	11-12-1-0
25	Nov. 27	Fla.	4-1	W	12-12-1-0
26	Nov. 30	at Van.	5-2	W	13-12-1-0
27	Dec. 1	at Cgy.	2-2	T	13-12-2-0
28	Dec. 3	Ott.	4-2	W	14-12-2-0
29	Dec. 5	at Det.	4-1	W	15-12-2-0
30	Dec. 7	at Buff.	4-1	W	16-12-2-0
31	Dec. 8	at Cbj.	2-0	W	17-12-2-0
32	Dec. 10	Ana.	1-1	T	17-12-3-0
33	Dec. 12	Cbj.	5-1	W	18-12-3-0
34	Dec. 14	SJ	0-3	L	18-13-3-0
35	Dec. 16	at Minn.	3-2	W	19-13-3-0
36	Dec. 19	Ana.	2-1	W	20-13-3-0
37	Dec. 21	Cgy.	2-2	T	20-13-4-0
38	Dec. 23	Minn.	6-3	W	21-13-4-0
39	Dec. 26	at Dal.	2-0	W	22-13-4-0
40	Dec. 27	at Chi.	1-3	L	22-14-4-0
41	Dec. 29	Phila.	2-5	L	22-15-4-0
42	Jan. 1	at Nash.	4-2	W	22-15-5-0
43	Jan. 3	NYR	3-2*	W	23-15-5-0
44	Jan. 5	at Det.	1-3	L	23-16-5-0
45	Jan. 9	Chi.	7-3	W	24-16-5-0
46	Jan. 12	at Edm.	2-2	T	24-16-6-0
47	Jan. 15	SJ	0-1*	OL	24-16-6-1
48	Jan. 17	Phx.	3-2*	W	25-16-6-1
49	Jan. 19	at SJ	3-1	W	26-16-6-1
50	Jan. 21	Buff.	3-2	W	27-16-6-1
51	Jan. 23	at Edm.	4-2	W	28-16-6-1
52	Jan. 24	at Cgy.	2-0	W	29-16-6-1
53	Jan. 26	at LA	4-2	W	30-16-6-1
54	Jan. 28	LA	4-6	L	30-17-6-1
55	Jan. 30	Nash.	2-5	L	30-18-6-1
56	Feb. 4	Det.	1-3	L	30-19-6-1
57	Feb. 8	at Minn.	6-0	W	31-19-6-1
58	Feb. 9	Chi.	2-3	L	31-20-6-1
59	Feb. 11	Bos.	5-2	W	32-20-6-1
60	Feb. 13	St. L.	3-1	W	33-20-6-1
61	Feb. 26	Cgy.	2-2	T	33-20-7-1
62	Feb. 28	Phx.	2-1*	W	34-20-7-1
63	Mar. 2	Dal.	1-2	L	34-21-7-1
64	Mar. 4	NJ	2-0	W	35-21-7-1
65	Mar. 6	Cbj.	4-1	W	36-21-7-1
66	Mar. 9	LA	4-3	W	37-21-7-1
67	Mar. 11	at St. L.	3-2	W	38-21-7-1
68	Mar. 14	at Atl.	0-2	L	38-22-7-1
69	Mar. 16	at Phila.	2-1	W	39-22-7-1
70	Mar. 17	at Nash.	5-4	W	40-22-7-1
71	Mar. 19	Wash.	0-3	L	40-23-7-1
72	Mar. 21	at LA	1-3	L	40-24-7-1
73	Mar. 23	Det.	0-2	L	40-25-7-1
74	Mar. 28	at SJ	3-2	W	41-25-7-1
75	Mar. 30	at Phx.	3-5	L	41-26-7-1
76	Apr. 1	Nash.	5-1	W	42-26-7-1
77	Apr. 3	Atl.	6-0	W	43-26-7-1
78	Apr. 5	at Dal.	1-3	L	43-27-7-1
79	Apr. 7	at St. L.	4-2	W	44-27-7-1
80	Apr. 9	Van.	1-2	L	44-28-7-1
81	Apr. 12	at Ana.	3-1	W	45-28-7-1
82	Apr. 14	Dal.	2-2	T	45-28-8-1

*Overtime Decision

2002-2003 COLORADO AVALANCHE

42-19-13-8, 105 pts, 1st Northwest Div.

GM	DATE	OPP.	SCORE	W/L	REC.
1	Oct. 9	Dal.	1-1	T	0-0-1-0
2	Oct. 14	Bos.	1-2	L	0-1-1-0
3	Oct. 17	at LA	4-1	W	1-1-1-0
4	Oct. 19	at SJ	3-1	W	2-1-1-0
5	Oct. 20	at Ana.	2-3*	OL	2-1-1-1
6	Oct. 22	Edm.	3-3	T	2-1-2-1
7	Oct. 24	at Phx.	3-2	W	3-1-2-1
8	Oct. 27	Minn.	3-3	T	3-1-3-1
9	Oct. 29	at Minn.	2-3*	OL	3-1-3-2
10	Oct. 31	at Cgy.	5-1	W	4-1-3-2
11	Nov. 2	at Van.	4-4	T	4-1-4-2
12	Nov. 4	Van.	2-4	L	4-2-4-2
13	Nov. 6	Ott.	2-5	L	4-3-4-2
14	Nov. 8	Ana.	2-3*	OL	4-3-4-3
15	Nov. 10	Nash.	3-4	L	4-4-4-3
16	Nov. 12	Cbj.	5-4	W	5-4-4-3
17	Nov. 14	at Nash.	3-1	W	6-4-4-3
18	Nov. 15	at Dal.	2-4	L	6-5-4-3
19	Nov. 17	at Phx.	4-4	T	6-5-5-3
20	Nov. 21	Nash.	1-1	T	6-5-6-3
21	Nov. 23	at St. L.	3-1	W	7-5-6-3
22	Nov. 25	Chi.	1-0	W	8-5-6-3
23	Nov. 27	St. L.	4-4	T	8-5-7-3
24	Nov. 29	at Minn.	2-2	T	8-5-8-3
25	Nov. 30	at Edm.	1-2	L	8-6-8-3
26	Dec. 3	Cgy.	1-2	L	8-7-8-3
27	Dec. 6	Mil.	7-6*	W	9-7-8-3
28	Dec. 11	at Van.	1-3	L	9-8-8-3
29	Dec. 13	at Edm.	3-4*	OL	9-8-8-4
30	Dec. 14	at Cgy.	3-1	W	10-8-8-4
31	Dec. 16	Wash.	2-2	T	10-8-9-4
32	Dec. 19	Edm.	2-1	W	11-8-9-4
33	Dec. 21	Minn.	4-2	W	12-8-9-4
34	Dec. 23	Van.	5-3	W	13-8-9-4
35	Dec. 26	at St. L.	2-3	L	13-9-9-4
36	Dec. 27	Phila.	1-2*	OL	13-9-9-5
37	Dec. 29	LA	6-1	W	14-9-9-5
38	Jan. 1	at Nash.	7-3	W	15-9-9-5
39	Jan. 2	Fla.	1-4	L	15-10-9-5
40	Jan. 4	at SJ	6-1	W	16-10-9-5
41	Jan. 7	Cgy.	2-4	L	16-11-9-5
42	Jan. 9	Ana.	3-5	L	16-12-9-5
43	Jan. 11	at Dal.	3-6	L	16-13-9-5
44	Jan. 12	at Car.	3-2*	W	17-13-9-5
45	Jan. 16	Det.	2-4	L	17-14-9-5
46	Jan. 20	Van.	1-2	L	17-14-10-5
47	Jan. 23	Cbj.	5-0	W	18-14-10-5
48	Jan. 25	at Tor.	3-0	W	19-14-10-5
49	Jan. 28	at Cgy.	2-2	T	19-14-11-5
50	Jan. 30	at Bos.	4-3*	W	20-14-11-5
51	Feb. 4	at NYR.	3-2	W	21-14-11-5
52	Feb. 6	at Det.	1-0	W	22-14-11-5
53	Feb. 8	Det.	5-3	W	23-14-11-5
54	Feb. 9	Cgy.	4-2	W	24-14-11-5
55	Feb. 11	NJ	3-1	W	25-14-11-5
56	Feb. 13	at Van.	1-2*	OL	25-14-11-6
57	Feb. 15	Minn.	3-2	W	26-14-11-6
58	Feb. 17	Phila.	5-4	W	27-14-11-6
59	Feb. 20	at Pitt.	5-2	W	28-14-11-6
60	Feb. 21	at NYI	1-4	L	28-15-11-6
61	Feb. 23	NYR	4-1	W	29-15-11-6
62	Feb. 25	Edm.	4-2	W	30-15-11-6
63	Feb. 27	Atl.	3-4*	OL	30-15-11-7
64	Mar. 1	Pitt.	4-1	W	31-15-11-7
65	Mar. 2	at Chi.	3-2*	W	32-15-11-7
66	Mar. 5	at Phx.	3-1	W	33-15-11-7
67	Mar. 7	at Phila.	3-4	L	33-16-11-7
68	Mar. 8	at TB.	2-1*	W	34-16-11-7
69	Mar. 10	Ott.	2-2	T	34-16-12-7
70	Mar. 13	at Cbj.	5-2	W	35-16-12-7
71	Mar. 15	at Det.	3-5	L	35-17-12-7
72	Mar. 16	at Wash.	1-2	L	35-18-12-7
73	Mar. 20	SJ	2-0	W	36-18-12-7
74	Mar. 22	Chi.	8-1	W	37-18-12-7
75	Mar. 24	at Buff.	3-4*	OL	37-18-12-8
76	Mar. 25	at Ott.	2-2	T	37-18-13-8
77	Mar. 27	LA	3-0	W	38-18-13-8
78	Mar. 29	Phx.	6-1	W	39-18-13-8
79	Mar. 31	SJ	3-1	W	40-18-13-8
80	Apr. 1	at LA	3-5	L	40-19-13-8
81	Apr. 4	at Ana.	4-3*	W	41-19-13-8
82	Apr. 6	St. L.	5-2	W	42-19-13-8

YEAR-BY-YEAR TEAM RESULTS

2003-2004

COLORADO AVALANCHE

40-22-13-7, 100 points, 2nd Northwest Div.

GM	DATE	OPP.	SCORE	W/L	REC.
1	Oct. 10	Chi	5-0	W	1-0-0-0
2	Oct. 12	St. L.	1-2	L	1-1-0-0
3	Oct. 16	at Minn	5-2	W	2-1-0-0
4	Oct. 18	at Edm	3-6	L	2-2-0-0
5	Oct. 21	Bos	1-4	L	2-3-0-0
6	Oct. 23	Edm	6-1	W	3-3-0-0
7	Oct. 25	at Nsh	5-3	W	4-3-0-0
8	Oct. 26	Buff	1-3	L	4-4-0-0
9	Oct. 28	Cgy	4-2	W	5-4-0-0
10	Nov. 1	at NJ	3-4	L	5-5-0-0
11	Nov. 2	at NYR	3-2*	W	6-5-0-0
12	Nov. 4	Minn	4-4	T	6-5-1-0
13	Nov. 6	Phx	2-1	W	7-5-1-0
14	Nov. 9	at Chi	4-3*	W	8-5-1-0
15	Nov. 11	at SJ	4-3	W	9-5-1-0
16	Nov. 13	at Phx	2-3*	OL	9-5-1-1
17	Nov. 15	Dal	3-0	W	10-5-1-1
18	Nov. 18	Ana	2-1*	W	11-5-1-1
19	Nov. 20	NYR	4-3	W	12-5-1-1
20	Nov. 22	LA	0-2	L	12-6-1-1
21	Nov. 24	Nsh	2-3	L	12-7-1-1
22	Nov. 27	at Cgy	6-5*	W	13-7-1-1
23	Nov. 28	at Edm	4-1	W	14-7-1-1
24	Nov. 30	NJ	1-1	T	14-7-2-1
25	Dec. 4	at SJ	2-2	T	14-7-3-1
26	Dec. 6	Cbj	5-1	W	15-7-3-1
27	Dec. 8	Wash	4-1	W	16-7-3-1
28	Dec. 11	at Van	1-1	T	16-7-4-1
29	Dec. 13	at Cj	1-1	T	16-7-5-1
30	Dec. 17	Minn	2-3	L	16-8-5-1
31	Dec. 19	at Ana	0-1	L	16-9-5-1
32	Dec. 20	at LA	3-3	T	16-9-6-1
33	Dec. 26	at St. L.	3-2	T	16-9-7-1
34	Dec. 27	Phila	3-2*	W	17-9-7-1
35	Dec. 29	Van	2-3	L	17-10-7-1
36	Dec. 31	at Cgy	2-1	W	18-10-7-1
37	Jan. 2	at Van	4-2	W	19-10-7-1
38	Jan. 4	Minn	3-1	W	20-10-7-1
39	Jan. 6	Cbj	6-0	W	21-10-7-1
40	Jan. 8	at Nsh	3-4*	OL	21-10-7-2
41	Jan. 10	at Dal	4-2	W	22-10-7-2
42	Jan. 11	at Chi	5-4*	W	23-10-7-2
43	Jan. 13	Ana	3-1	W	24-10-7-2
44	Jan. 15	Dal	4-1	W	25-10-7-2
45	Jan. 17	SJ	1-2	L	25-11-7-2
46	Jan. 19	at TB	5-4*	W	26-11-7-2
47	Jan. 21	at Fla	6-5	W	27-11-7-2
48	Jan. 22	at Atl	1-1	T	27-11-8-2
49	Jan. 24	at Pitt	5-3	W	28-11-8-2
50	Jan. 27	Edm	3-1	W	29-11-8-2
51	Jan. 29	at LA	3-3	T	29-11-9-2
52	Jan. 30	at Ana	3-4*	OL	29-11-9-3
53	Feb. 3	Car	3-1	W	30-11-9-3
54	Feb. 5	Det	2-3*	OL	30-11-9-4
55	Feb. 10	NYI	1-1	T	30-11-10-4
56	Feb. 12	at St. L.	4-0	W	31-11-10-4
57	Feb. 14	at Det	5-2	W	32-11-10-4
58	Feb. 16	Van	0-1	L	32-12-10-4
59	Feb. 18	Edm	1-5	L	32-13-10-4
60	Feb. 20	at Dal	1-5	L	32-14-10-4
61	Feb. 22	at Minn	3-1	W	33-14-10-4
62	Feb. 24	Cgy	0-2	L	33-15-10-4
63	Feb. 26	St. L.	2-2	T	33-15-11-4
64	Feb. 28	at Chi	4-5*	OL	33-15-11-5
65	Mar. 1	TB	0-3	L	33-16-11-5
66	Mar. 3	Van	5-5	T	33-16-12-5
67	Mar. 5	SJ	1-1	W	34-16-12-5
68	Mar. 7	Cgy	1-7	L	34-17-12-5
69	Mar. 8	at Van	9-2	W	35-17-12-5
70	Mar. 10	at Edm	3-2*	W	36-17-12-5
71	Mar. 12	at Phx	3-2	W	37-17-12-5
72	Mar. 14	Phx	4-1	W	38-17-12-5
73	Mar. 16	at Mtl	2-4	L	38-18-12-5
74	Mar. 18	at Ott	0-2	L	38-19-12-5
75	Mar. 20	at Tor	2-5	L	38-20-12-5
76	Mar. 23	Chi	2-2	T	38-20-13-5
77	Mar. 25	Det	3-3	L	38-21-13-5
78	Mar. 27	at Det	0-2	L	38-22-13-5
79	Mar. 29	LA	2-1	W	39-22-13-5
80	Mar. 31	at Minn	4-5*	OL	39-22-13-6
81	Apr. 2	at Cbj	4-2	W	40-22-13-6
82	Apr. 4	Nsh	1-2*	OL	40-22-13-7

*Overtime Decision

2005-2006

COLORADO AVALANCHE

43-30-9, 95 points, 2nd Northwest Div.

GM	DATE	OPP.	SCORE	W/L	REC.
1	Oct. 5	at Edm	3-4	L	0-0-1-00
2	Oct. 8	at Dal	3-2	W	1-0-1-00
3	Oct. 10	Cgy	7-3	W	2-0-1-00
4	Oct. 12	Nash	4-5	L	2-0-2-00
5	Oct. 14	Chi	2-3	O**	2-0-2-01
6	Oct. 19	LA	4-5	L	2-0-3-01
7	Oct. 21	at Edm	7-1	W	3-0-3-01
8	Oct. 22	at Van	4-6	L	3-0-4-01
9	Oct. 25	Edm	5-3	W	4-0-4-01
10	Oct. 27	Van.	6-2	W	5-0-4-01
11	Oct. 29	Van.	4-3	W*	6-0-4-01
12	Nov. 3	Ana.	4-3	W	7-0-4-01
13	Nov. 5	Dal.	2-3	O**	7-0-4-02
14	Nov. 8	SJ	5-5	W	8-0-4-02
15	Nov. 10	at Van	5-3	W	9-0-4-02
16	Nov. 12	at Cgy	3-5	L	9-0-5-02
17	Nov. 14	Edm	2-5	L	9-0-6-02
18	Nov. 16	at Phx	3-1	W	10-0-6-02
19	Nov. 18	at Ana	3-2	W	11-0-6-02
20	Nov. 19	at LA	3-4	L	11-0-7-02
21	Nov. 21	Cgy	2-3	O**	11-0-7-03
22	Nov. 23	at Det	3-7	L	11-0-8-03
23	Nov. 25	at Cbj	5-0	W	12-0-8-03
24	Nov. 27	Van.	6-1	W	13-0-8-03
25	Nov. 29	at Edm	3-2	W	14-0-8-03
26	Nov. 30	at Van.	2-5	L	14-0-9-03
27	Dec. 4	Buff.	4-6	L	14-10-03
28	Dec. 7	Bos.	4-1	W	15-10-03
29	Dec. 9	at NJ	4-3	W**	16-10-03
30	Dec. 10	at Pitt.	3-4	L	16-11-03
31	Dec. 12	Ott.	2-6	L	16-12-03
32	Dec. 17	at NYI	4-5	L	16-13-03
33	Dec. 18	at NYR	2-1	W	17-13-03
34	Dec. 20	at Nash.	2-3	L	17-14-03
35	Dec. 22	Minn.	3-4	L	17-15-03
36	Dec. 23	at Minn.	3-5	L	18-15-03
37	Dec. 26	Phx	7-4	W	19-15-03
38	Dec. 28	LA	3-5	L	19-16-03
39	Dec. 30	at SJ	2-5	L	19-17-03
40	Dec. 31	at Phx	5-2	W	20-17-03
41	Jan. 3	Nash.	3-0	W	21-17-03
42	Jan. 5	at Minn.	4-2	W	22-17-03
43	Jan. 7	Cbj	3-2	W**	23-17-03
44	Jan. 9	St. L.	6-1	W	24-17-03
45	Jan. 11	Mtl.	2-1	W	25-17-03
46	Jan. 14	at Phil.	4-3	W*	26-17-03
47	Jan. 17	Tor.	5-3	W	27-17-03
48	Jan. 19	at Chi.	2-4	L	27-18-03
49	Jan. 21	Det.	3-4	L	27-19-03
50	Jan. 24	Cgy	7-4	W	28-19-03
51	Jan. 26	Dal.	2-3	O**	28-19-04
52	Jan. 28	Van.	3-4	O**	28-19-05
53	Jan. 31	Minn.	3-2	W	29-19-05
54	Feb. 2	at Nash.	3-4	O*	29-19-06
55	Feb. 4	Det.	0-3	L	29-20-06
56	Feb. 7	Edm.	5-2	W	30-20-06
57	Feb. 9	at Minn.	2-1	W	31-20-06
58	Feb. 10	at Cbj	4-1	W	32-20-06
59	Feb. 12	at Det.	3-6	L	32-21-06
60	Feb. 28	Minn.	4-2	W	33-21-06
61	Mar. 2	Cbj	1-0	W	34-21-06
62	Mar. 4	at Dal.	3-5	L	34-22-06
63	Mar. 5	at Minn.	3-5	L	34-23-06
64	Mar. 7	at St. L.	2-1	W**	35-23-06
65	Mar. 9	at Chi.	2-1	W	36-23-06
66	Mar. 12	Cgy	3-0	W	37-23-06
67	Mar. 13	at Cgy	3-4	L	37-24-06
68	Mar. 19	at SJ	5-6	L	37-25-06
69	Mar. 20	at LA	5-0	W	38-25-06
70	Mar. 22	at Ana.	4-5	O*	38-25-07
71	Mar. 25	at St. L.	3-2	W*	39-25-07
72	Mar. 26	Edm.	3-4	O**	39-25-08
73	Mar. 28	Ana.	4-3	W	40-25-08
74	Mar. 31	at Cgy	3-6	L	40-26-08
75	Apr. 3	Chi.	4-3	W	41-26-08
76	Apr. 5	SJ	1-2	L	41-27-08
77	Apr. 6	St. L.	4-2	W	42-27-08
78	Apr. 9	Minn.	2-5	L	42-28-08
79	Apr. 11	Phx	6-4	W	43-28-08
80	Apr. 13	at Cgy	0-2	L	43-29-08
81	Apr. 15	at Van.	3-4	O*	43-30-08
82	Apr. 17	at Edm.	2-4	L	43-30-09

*Overtime Decision **Shootout Result

2006-2007

COLORADO AVALANCHE

44-31-7, 95 points, 4th Northwest Div.

GM	DATE	OPP.	SCORE	W/L	REC.
1	Oct 4	Dal	2-3	O*	00-00-01
2	Oct 5	at Minn	2-3	O*	00-00-02
3	Oct 8	Van	3-2	W	01-00-02
4	Oct 14	Edm	3-4	L	01-00-02
5	Oct 16	Chi	3-5	L	01-02-02
6	Oct 18	at Tor	4-1	W	02-02-02
7	Oct 19	at Ott	2-1	W	02-02-02
8	Oct 21	at Mtl	5-8	L	03-03-02
9	Oct 23	LA	6-1	W	04-03-02
10	Oct 25	Wash	3-5	L	04-04-02
11	Oct 29	Minn	4-1	W	05-04-02
12	Nov 1	at Cbj	5-3	W	06-04-02
13	Nov 2	at St.L	1-4	L	06-05-02
14	Nov 4	Van	3-2	W	07-05-02
15	Nov 14	LA	5-6	L	07-06-02
16	Nov 11	at Nash	0-1	L	07-07-02
17	Nov 13	Edm	1-2	L	07-08-02
18	Nov 15	SJ	3-4	L	07-09-02
19	Nov 17	at Cbj	3-0	W	08-09-02
20	Nov 18	at Minn	2-1	W**	09-09-02
21	Nov 20	at Dal	4-5	L	09-10-02
22	Nov 22	Ana	3-2	W**	10-10-02
23	Nov 25	Van	4-1	W	11-10-02
24	Nov 28	at Cgy	2-5	L	11-11-02
25	Nov 30	at Edm	7-3	W	12-11-02
26	Dec 2	at Van	1-2	L	12-12-02
27	Dec 5	Cj	0-3	L	12-13-02
28	Dec 7	at SJ	5-2	W	13-13-02
29	Dec 9	at LA	4-5	L	13-14-02
30	Dec 11	Car	5-2	W	14-14-02
31	Dec 13	St. L.	4-1	W	15-14-02
32	Dec 15	Edm	4-1	W	16-14-02
33	Dec 17	at Chi	1-2	L	16-15-02
34	Dec 19	at Edm	7-6	W	17-15-02
35	Dec 23	Chi	3-2	W	18-15-02
36	Dec 27	Dal	4-6	L	18-16-02
37	Dec 29	St. L.	2-4	L	18-17-02
38	Dec 30	at St.L	0-2	L	18-18-02
39	Jan. 1	at Nash	5-3	W	19-18-02
40	Jan. 5	TB	4-2	W	20-18-02
41	Jan. 6	at Minn	2-1	W**	21-18-02
42	Jan. 9	Det	3-4	O**	21-18-03
43	Jan. 11	Cgy	3-7	L	21-19-03
44	Jan. 13	at Ana	3-2	W**	22-19-03
45	Jan. 15	at SJ	1-3	L	22-20-03
46	Jan. 17	at Cj	4-3	W	23-20-03
47	Jan. 20	Det	3-4	W	24-20-03
48	Jan. 26	Phx	4-5	O**	24-20-04
49	Jan. 28	at Det	1-3	L	24-21-04
50	Jan. 30	Nash	4-3	W	25-21-04
51	Feb. 1	Minn	3-5	L	25-22-04
52	Feb. 3	Edm	2-3	L	25-23-04
53	Feb. 6	Fla	5-4	W*	26-23-04
54	Feb. 8	Atl	3-6	L	26-24-04
55	Feb. 11	at Dal	5-7	L	26-25-04
56	Feb. 13	Ana	2-0	W	27-25-04
57	Feb. 15	at Cgy	4-3	W	28-25-04
58	Feb. 17	Cj	2-5	L	28-26-04
59	Feb. 18	at Ana	4-3	W	28-27-04
60	Feb. 20	Cgy	4-3	L	29-27-04
61	Feb. 22	Minn	3-4	L	29-28-04
62	Feb. 24	at LA	5-6	O**	29-28-05
63	Feb. 25	at Ana	3-5	L	29-29-05
64	Feb. 27	Cj	3-2	W	30-29-05
65	Mar. 1	at Chi	6-1	W	31-29-05
66	Mar. 4	at Det	4-3	W*	32-29-05
67	Mar. 6	at Bos	2-0	W	33-29-05
68	Mar. 8	at Cgy	4-3	W	34-29-05
69	Mar. 11	at Cj	3-3	O*	34-29-06
70	Mar. 14	Cgy	3-2	W	35-29-06
71	Mar. 17	at Phx	6-3	W	36-29-06
72	Mar. 18	SJ	4-3	W*	37-29-06
73	Mar. 21	at Edm	5-1	W	38-29-06
74	Mar. 23	at Edm	3-4	O**	38-29-07
75	Mar. 25	at Van	5-4	W	39-29-07
76	Mar. 27	Van	0-3	L	39-30-07
77	Mar. 29	at Phx	4-3	W	40-30-07
78	Mar. 31	Mtl	2-1	W	41-30-07
79	Apr. 1	at Cgy	3-3	W	42-30-07
80	Apr. 5	Nash	3-1	W	43-30-07
81	Apr. 7	Nash	2-4	L	43-31-07
82	Apr. 8	Cgy	6-3	W	44-31-07

YEAR-BY-YEAR TEAM RESULTS

2007-2008 COLORADO AVALANCHE

44-31-7, 95 points, 2nd Northwest Div.

GM	DATE	OPP.	SCORE	W/L	REC.
1	Oct. 3	Dal	4-3	W	01-00-00
2	Oct. 4	at Nsh	0-4	L	01-01-00
3	Oct. 7	at SJ	6-2	W	02-01-00
4	Oct. 12	at LA	1-4	L	02-02-00
5	Oct. 13	Cbj	5-1	W	03-02-00
6	Oct. 16	Cgy	5-4	W**	04-02-00
7	Oct. 19	at Chi	3-5	L	04-03-00
8	Oct. 21	at Min	2-3	L	04-04-00
9	Oct. 23	at Edm	4-2	W	05-04-00
10	Oct. 26	at Cgy	3-2	W*	06-04-00
11	Oct. 28	Min	3-1	W	07-04-00
12	Nov. 1	Pit	3-2	W	08-04-00
13	Nov. 3	Van	3-4	L	08-05-00
14	Nov. 5	Cgy	4-1	W	09-05-00
15	Nov. 7	Edm	4-3	W**	10-05-00
16	Nov. 9	at Van	1-2	O*	10-05-01
17	Nov. 11	Min	4-2	W	11-05-01
18	Nov. 16	at Dal	1-6	L	11-06-01
19	Nov. 18	at Min	1-4	L	11-07-01
20	Nov. 20	at Cgy	1-4	L	11-08-01
21	Nov. 22	at Edm	3-2	W	12-08-01
22	Nov. 24	Cgy	2-5	L	12-09-01
23	Nov. 28	Edm	4-2	W	13-09-01
24	Nov. 30	at SJ	2-3	L	13-10-01
25	Dec. 1	at LA	5-2	W	14-10-01
26	Dec. 3	SJ	2-3	L	14-11-01
27	Dec. 5	at Chi	4-5	L	14-12-01
28	Dec. 7	Phi	2-1	W	15-12-01
29	Dec. 9	St. L	9-5	W	16-12-01
30	Dec. 12	at Cbj	1-4	L	16-13-01
31	Dec. 13	at Nsh	2-1	W	17-13-01
32	Dec. 15	Nsh	3-1	W	18-13-01
33	Dec. 17	at LA	4-2	W	19-13-01
34	Dec. 19	at Ana	1-2	O*	19-13-02
35	Dec. 21	NYR	3-3	W**	20-13-02
36	Dec. 23	Van	3-1	W	21-13-02
37	Dec. 27	Det	2-4	L	21-14-02
38	Dec. 29	LA	1-3	L	21-15-02
39	Dec. 31	at Phx	3-4	O**	21-15-03
40	Jan. 2	Phx	2-5	L	21-16-03
41	Jan. 5	NYI	2-1	W*	22-16-03
42	Jan. 8	at Det	0-1	L	22-17-03
43	Jan. 9	at Wash	1-2	L	22-18-03
44	Jan. 12	at Car	5-4	W	23-18-03
45	Jan. 13	at Fla	4-3	W**	24-18-03
46	Jan. 15	at TB	3-0	W	25-18-03
47	Jan. 18	Chi	1-2	O**	25-18-04
48	Jan. 20	Cbj	3-1	W	26-18-04
49	Jan. 22	Nsh	0-4	L	26-19-04
50	Jan. 24	Min	2-3	L	26-20-04
51	Jan. 30	Chi	6-3	W	27-20-04
52	Feb. 1	at Det	0-2	L	27-21-04
53	Feb. 2	at St. L	6-4	W	28-21-04
54	Feb. 4	Phx	3-4	O*	28-21-05
55	Feb. 6	at SJ	3-1	W	29-21-05
56	Feb. 9	at Van	6-2	W	30-21-05
57	Feb. 12	Ana	1-2	L	30-22-05
58	Feb. 14	St. L	1-4	L	30-23-05
59	Feb. 17	at Chi	1-2	L	30-24-05
60	Feb. 18	Det	0-4	L	30-25-05
61	Feb. 20	at Ana	2-3	O**	30-25-06
62	Feb. 22	at Phx	3-2	W**	31-25-06
63	Feb. 24	at Edm	2-3	L	31-26-06
64	Feb. 26	at Cgy	3-2	W**	32-26-06
65	Feb. 27	at Van	3-2	W**	33-26-06
66	Mar. 1	LA	5-2	W	34-26-06
67	Mar. 4	Van	2-1	W	35-26-06
68	Mar. 6	Ana	1-0	W	36-26-06
69	Mar. 8	Dal	3-1	W	37-26-06
70	Mar. 9	at Dal	0-3	L	37-27-06
71	Mar. 11	at Atl	5-2	W	38-27-06
72	Mar. 13	Edm	5-1	W	39-27-06
73	Mar. 15	NJ	2-4	L	39-28-06
74	Mar. 17	at Min	1-3	L	39-29-06
75	Mar. 20	at Cgy	1-2	L	39-30-06
76	Mar. 22	at Edm	5-7	L	39-31-06
77	Mar. 24	Cgy	2-0	W	40-31-06
78	Mar. 26	Van	6-3	W	41-31-06
79	Mar. 28	Edm	5-4	W**	42-31-06
80	Mar. 30	at Min	2-3	O*	42-31-07
81	Apr. 1	at Van	4-2	W	43-31-07
82	Apr. 6	Min	4-3	W**	44-31-07

*Overtime Decision **Shootout Result

2008-2009 COLORADO AVALANCHE

32-45-5, 69 points, 5th Northwest Div.

GM	DATE	OPP.	SCORE	W/L	REC.
1	Oct. 9	Bos	4-5	L	00-01-00
2	Oct. 12	at Edm	2-3	L	00-02-00
3	Oct. 14	at Cgy	4-5	L	00-03-00
4	Oct. 16	at Phil	5-2	W	01-03-00
5	Oct. 18	at Dal	5-4	W	02-03-00
6	Oct. 20	at LA	4-3	W	03-03-00
7	Oct. 23	Edm	4-1	W	04-03-00
8	Oct. 25	Buf	2-1	W**	05-03-00
9	Oct. 28	at Cgy	0-3	L	05-04-00
10	Oct. 30	Cbj	2-4	L	05-05-00
11	Nov. 2	SJ	3-5	L	05-06-00
12	Nov. 3	at Chi	2-6	L	05-07-00
13	Nov. 6	Min	1-3	L	05-08-00
14	Nov. 8	Nsh	1-0	W	06-08-00
15	Nov. 12	at Van	2-1	W**	07-08-00
16	Nov. 15	at Edm	3-2	W**	08-08-00
17	Nov. 18	at Cgy	1-4	L	08-09-00
18	Nov. 20	Cgy	0-1	L	08-10-00
19	Nov. 22	at LA	4-3	W**	09-10-00
20	Nov. 24	at Ana	1-4	L	09-11-00
21	Nov. 26	St. L	3-1	W	10-11-00
22	Nov. 28	at Phx	1-2	L	10-12-00
23	Nov. 29	TB	4-3	W	11-12-00
24	Dec. 1	at Min	6-5	W	12-12-00
25	Dec. 4	at Nsh	2-3	L	12-13-00
26	Dec. 5	at Dal	1-2	O**	12-13-01
27	Dec. 7	Van	5-4	W**	13-13-01
28	Dec. 9	LA	6-1	W	14-13-01
29	Dec. 12	Chi	3-4	L	14-14-01
30	Dec. 15	at Det	3-2	W	15-14-01
31	Dec. 16	at Phil	2-5	L	15-15-01
32	Dec. 18	at TB	2-1	W**	16-15-01
33	Dec. 21	at Fla	0-3	L	16-16-01
34	Dec. 23	Phx	5-4	W*	17-16-01
35	Dec. 27	Det	4-3	W**	18-16-01
36	Dec. 29	Nash	5-1	W	19-16-01
37	Dec. 31	at Phx	1-3	L	19-17-01
38	Jan. 2	Cbj	1-6	L	19-18-01
39	Jan. 4	Min	0-2	L	19-19-01
40	Jan. 6	at Nsh	2-1	W	20-19-01
41	Jan. 8	Chi	2-1	W	21-19-01
42	Jan. 10	Pit	5-3	W	22-19-01
43	Jan. 13	at Cbj	3-4	L	22-20-01
44	Jan. 15	at St. L	2-5	L	22-21-01
45	Jan. 16	Edm	2-3	L	22-22-01
46	Jan. 18	Cgy	6-2	W	23-22-01
47	Jan. 21	LA	5-6	L	23-23-01
48	Jan. 27	SJ	0-3	L	23-24-01
49	Jan. 29	Tor	4-7	L	23-25-01
50	Jan. 31	Ana	3-4	L	23-26-01
51	Feb. 2	Cgy	4-3	W	24-26-01
52	Feb. 5	Dal	3-2	W	25-26-01
53	Feb. 7	at St. L	1-4	L	25-27-01
54	Feb. 10	at Cbj	0-3	L	25-28-01
55	Feb. 11	at Min	2-3	L	25-29-01
56	Feb. 13	Mon	2-4	L	25-30-01
57	Feb. 15	at Det	6-5	W**	26-30-01
58	Feb. 17	Ott	3-2	W	27-30-01
59	Feb. 20	at Wash	4-1	W	28-30-01
60	Feb. 22	at Car	2-5	L	28-31-01
61	Feb. 24	at Atl	3-4	L	28-32-01
62	Feb. 26	at NJ	0-4	L	28-33-01
63	Feb. 28	at NYR	1-6	L	28-34-01
64	Mar. 2	at NYI	2-4	L	28-35-01
65	Mar. 4	Det	2-3	L	28-36-01
66	Mar. 8	at Chi	5-1	W	29-36-01
67	Mar. 10	Ail	0-3	L	29-37-01
68	Mar. 12	Min	2-1	W**	30-37-01
69	Mar. 14	at Edm	3-2	W*	31-37-01
70	Mar. 15	at Van	2-4	L	31-38-01
71	Mar. 17	at Min	2-3	O**	31-38-02
72	Mar. 19	Edm	1-8	L	31-39-02
73	Mar. 22	at SJ	1-3	L	31-40-02
74	Mar. 25	Ana	2-7	L	31-41-02
75	Mar. 27	Van	1-4	L	31-42-02
76	Mar. 29	at Ana	1-4	L	31-43-02
77	Apr. 1	Phx	0-3	L	31-44-02
78	Apr. 5	at Van	4-1	W	32-44-02
79	Apr. 7	at SJ	0-1	O**	32-44-03
80	Apr. 9	Dal	2-3	O**	32-44-04
81	Apr. 11	Van	0-1	O*	32-44-05
82	Apr. 12	St. L	0-1	L	32-45-05

*Overtime Decision **Shootout Result

2009-2010 COLORADO AVALANCHE

43-30-9, 95 points, 2nd Northwest Div.

GM	DATE	OPP.	SCORE	W/L	REC.
1	Oct. 1	SJ	5-2	W	01-00-00
2	Oct. 3	Van	3-0	W	02-00-00
3	Oct. 8	at Nsh	2-3	L	02-01-00
4	Oct. 10	at Chi	4-3	O**	03-01-00
5	Oct. 12	at Bos	4-3	W	03-01-01
6	Oct. 13	at Tor	4-1	W	04-01-01
7	Oct. 15	at Mtl	3-2	W	05-01-01
8	Oct. 17	at Det	4-3	W**	06-01-01
9	Oct. 21	at Min	2-3	O**	06-01-02
10	Oct. 23	Car	5-4	W	07-01-02
11	Oct. 24	Det	3-1	W	08-01-02
12	Oct. 27	at Edm	3-0	W	09-01-02
13	Oct. 28	at Cgy	3-2	W	10-01-02
14	Oct. 30	at SJ	1-3	L	10-02-02
15	Nov. 1	at Van	0-3	L	10-03-02
16	Nov. 4	Phx	4-1	W	11-03-02
17	Nov. 6	Chi	4-3	W**	12-03-02
18	Nov. 8	Edm	3-5	L	12-04-02
19	Nov. 11	at Chi	2-3	O**	12-04-03
20	Nov. 14	Van	2-8	L	12-05-03
21	Nov. 17	at Cgy	3-2	W	13-05-03
22	Nov. 18	at Edm	4-6	L	13-06-03
23	Nov. 20	at Van	2-5	L	13-07-03
24	Nov. 23	Phi	5-4	W	14-07-03
25	Nov. 25	Nsh	4-3	O*	15-07-03
26	Nov. 27	at Min	3-5	L	14-08-04
27	Nov. 28	Min	2-3	O**	14-08-05
28	Nov. 30	at TB	3-0	W	15-08-05
29	Dec. 2	at Fla	5-6	O**	15-08-06
30	Dec. 3	at Pit	1-4	L	15-09-06
31	Dec. 5	at Cbj	3-2	W	16-09-06
32	Dec. 7	at StL	4-0	W	17-09-06
33	Dec. 9	Min	0-1	L	17-10-06
34	Dec. 11	TB	2-1	W**	18-10-06
35	Dec. 13	Cgy	3-2	W	19-10-06
36	Dec. 15	Wsh	1-6	L	19-11-06
37	Dec. 19	Cbj	5-2	W	20-11-06
38	Dec. 21	at Min	4-3	W	21-11-06
39	Dec. 22	Ana	2-4	L	21-12-06
40	Dec. 26	Dal	4-1	W	22-12-06
41	Dec. 30	at Ott	4-3	W	23-12-06
42	Dec. 31	at Det	2-4	L	23-13-06
43	Jan. 2	at Cbj	3-2	W	24-13-06
44	Jan. 6	NYI	2-3	L	24-14-06
45	Jan. 8	at Car	1-2	L	24-15-06
46	Jan. 9	at Buf	4-3	W**	25-15-06
47	Jan. 11	at Cgy	3-2	W**	26-15-06
48	Jan. 16	NJ	3-1	W	27-15-06
49	Jan. 18	Edm	6-0	W	28-15-06
50	Jan. 22	Nsh	2-1	W	29-15-06
51	Jan. 24	Dal	4-0	W	30-15-06
52	Jan. 28	Min	0-1	L	30-16-06
53	Jan. 29	at Dal	2-3	L	30-17-06
54	Jan. 31	NYR	1-3	L	30-18-06
55	Feb. 2	Cbj	5-1	W	31-18-06
56	Feb. 4	at Nsh	3-5	L	31-19-06
57	Feb. 5	Edm	3-2	W	31-20-06
58	Feb. 8	StL	4-0	W	31-21-06
59	Feb. 10	Atl	4-3	W*	34-19-06
60	Feb. 13	at LA	0-3	L	35-20-06
61	Mar. 1	Det	2-3	L	35-21-06
62	Mar. 3	at Ana	4-3	W	36-21-06
63	Mar. 4	at Phx	1-3	L	36-22-06
64	Mar. 6	StL	7-3	W	37-22-06
65	Mar. 9	Van	4-6	L	37-23-06
66	Mar. 11	at Fla	3-0	W	38-23-06
67	Mar. 14	at Dal	5-3	W	39-23-06
68	Mar. 16	SJ	5-3	W	40-23-06
69	Mar. 17	Cgy	2-3	L	40-24-06
70	Mar. 21	at Ana	2-5	L	40-25-06
71	Mar. 22	at LA	3-4	O**	40-25-07
72	Mar. 24	LA	4-3	W*	41-25-07
73	Mar. 27	at Phx	2-6	L	41-26-07
74	Mar. 28	at SJ	3-4	L	41-27-07
75	Mar. 31	Ana	1-5	L	41-28-07
76	Apr. 2	Cgy	1-2	L	41-29-07
77	Apr. 3	SJ	5-3	W*	42-29-07
78	Apr. 6	at Van	4-3	W	43-29-07
79	Apr. 7	at Edm	4-5	O*	43-29-07
80	Apr. 9	Chi	2-5	L	43-30-08
81	Apr. 11	LA	1-2	O*	43-30-08

YEAR-BY-YEAR TEAM RESULTS

2010-2011 COLORADO AVALANCHE



30-44-8, 68 points, 4th Northwest Div.

GM	DATE	OPP.	SCORE	W/L	REC.
1	Oct. 7	Chi	4-3	W*	01-00-00
2	Oct. 11	at Phi	2-4	L	01-01-00
3	Oct. 12	at Dal	5-4	W**	02-01-00
4	Oct. 15	at NJ	2-2	W	03-01-00
5	Oct. 16	at NYI	2-5	L	03-02-00
6	Oct. 18	at NYR	3-1	W	04-02-00
7	Oct. 21	SJ	2-4	L	04-03-00
8	Oct. 23	LA	4-6	L	04-04-00
9	Oct. 26	at Van	3-4	O*	04-04-01
10	Oct. 28	at Cgy	6-5	W	05-04-01
11	Oct. 30	Cbj	5-1	W	06-04-01
12	Nov. 4	Van	1-3	L	06-05-01
13	Nov. 6	Dal	5-0	W	07-05-01
14	Nov. 9	Cgy	2-4	L	07-06-01
15	Nov. 12	at Cbj	5-1	W	08-06-01
16	Nov. 13	at Det	1-3	L	08-07-01
17	Nov. 15	StL	6-3	W	09-07-01
18	Nov. 17	SJ	4-3	W*	10-07-01
19	Nov. 19	NYR	5-1	W	11-07-01
20	Nov. 20	at Dal	4-3	W**	12-07-01
21	Nov. 24	at Van	2-4	L	12-08-01
22	Nov. 25	at Edm	2-3	L	12-09-01
23	Nov. 27	Min	7-4	W	13-09-01
24	Nov. 30	Atl	2-3	O*	13-09-02
25	Dec. 3	at Car	1-2	O*	13-09-03
26	Dec. 4	at TB	5-6	L	13-10-03
27	Dec. 7	at Fla	3-4	O*	13-10-04
28	Dec. 10	at Atl	4-2	W	14-10-04
29	Dec. 11	at Wsh	3-2	W	15-10-04
30	Dec. 13	Chi	7-5	W	16-10-04
31	Dec. 15	at Chi	4-4	W	17-10-04
32	Dec. 17	Ott	6-5	W*	18-10-04
33	Dec. 19	Mtl	3-2	L	19-10-04
34	Dec. 21	LA	0-5	L	19-11-04
35	Dec. 23	Min	1-3	L	19-12-04
36	Dec. 27	Det	3-4	O*	19-12-05
37	Dec. 30	at Edm	4-3	W**	20-12-05
38	Dec. 31	at Cgy	2-3	L	20-13-05
39	Jan. 2	Van	1-2	L	20-14-05
40	Jan. 4	Buf	4-3	W*	21-14-05
41	Jan. 6	Phx	0-2	L	21-15-05
42	Jan. 8	NYI	3-4	O*	21-15-06
43	Jan. 10	Det	5-4	W	22-15-06
44	Jan. 12	at Chi	0-4	L	22-16-06
45	Jan. 14	at Min	4-1	W	23-16-06
46	Jan. 18	Van	1-3	W*	24-16-06
47	Jan. 20	Nsh	1-5	L	24-17-06
48	Jan. 22	Bos	2-6	L	24-18-06
49	Jan. 24	StL	4-3	W	25-18-06
50	Jan. 26	Phx	2-5	L	25-19-06
51	Feb. 3	Min	3-4	L	25-20-06
52	Feb. 5	Ana	0-3	L	25-21-06
53	Feb. 7	at Phx	0-3	L	25-22-06
54	Feb. 9	at Min	2-3	L	25-23-06
55	Feb. 11	at Cbj	1-3	L	25-24-06
56	Feb. 12	at Nsh	3-5	L	25-25-06
57	Feb. 14	Cgy	1-9	L	25-26-06
58	Feb. 16	Pit	2-3	O*	25-26-07
59	Feb. 19	at SJ	0-4	L	25-27-07
60	Feb. 22	at StL	4-3	W	26-27-07
61	Feb. 23	Edm	1-5	L	26-28-07
62	Feb. 26	at LA	3-4	L	26-29-07
63	Feb. 27	at Ana	2-3	L	26-30-07
64	Mar. 1	at SJ	1-2	O**	26-30-08
65	Mar. 5	Edm	1-5	L	26-31-08
66	Mar. 8	at Min	2-5	L	26-32-08
67	Mar. 11	Ana	2-6	L	26-33-08
68	Mar. 12	at Nsh	2-4	L	26-34-08
69	Mar. 16	at Van	2-4	L	26-35-08
70	Mar. 17	at Cgy	2-5	L	26-36-08
71	Mar. 19	at Edm	3-2	W**	27-36-08
72	Mar. 22	Cbj	5-4	W**	28-36-08
73	Mar. 24	Tor	3-4	L	28-37-08
74	Mar. 26	at LA	1-4	L	28-38-08
75	Mar. 28	at Ana	4-5	L	28-39-08
76	Mar. 31	Nsh	2-3	L	28-40-08
77	Apr. 1	at Phx	4-3	W**	29-40-08
78	Apr. 3	Cgy	1-2	L	29-41-08
79	Apr. 5	at StL	1-3	L	29-42-08
80	Apr. 7	at Dal	2-4	L	29-43-08
81	Apr. 8	Dal	2-3	L	29-44-08
82	Apr. 10	Edm	4-3	W*	30-44-08

*Overtime Decision **Shootout Result

2011-2012 COLORADO AVALANCHE



41-35-6, 88 points, 3rd Northwest Div.

GM	DATE	OPP.	SCORE	W/L	REC.
1	Oct. 8	Det	0-3	L	00-01-00
2	Oct. 10	at Bos	1-0	W	01-01-00
3	Oct. 12	at Cbj	3-2	W**	02-01-00
4	Oct. 13	at Ott	1-1	W	03-01-00
5	Oct. 15	at Mtl	6-5	W**	04-01-00
6	Oct. 17	at Tor	3-2	W*	05-01-00
7	Oct. 20	Chi	1-3	L	05-02-00
8	Oct. 22	at Chi	5-4	W**	06-02-00
9	Oct. 26	at Cgy	2-4	L	06-03-00
10	Oct. 28	Edm	1-3	L	06-04-00
11	Oct. 30	LA	3-2	W	07-04-00
12	Nov. 2	Phx	1-4	L	07-05-00
13	Nov. 4	at Dal	6-7	O*	07-05-01
14	Nov. 6	Cgy	1-2	L	07-06-01
15	Nov. 8	at Det	2-5	L	07-07-01
16	Nov. 10	NVI	4-3	W*	08-07-01
17	Nov. 12	Cgy	3-4	L	08-08-01
18	Nov. 15	at Pit	3-6	L	08-09-01
19	Nov. 17	at Min	0-1	L	08-10-01
20	Nov. 18	Dal	3-0	W	09-10-01
21	Nov. 20	SJ	1-4	L	09-11-01
22	Nov. 23	Van	0-3	L	09-12-01
23	Nov. 26	Edm	5-2	W	10-12-01
24	Nov. 28	Dal	1-3	L	10-13-01
25	Jan. 30	NJ	6-1	W	11-13-01
26	Dec. 2	StL	3-2	W**	12-13-01
27	Dec. 4	Det	4-2	W	13-13-01
28	Dec. 6	at Van	0-6	L	13-14-01
29	Dec. 8	at Cgy	2-3	L	13-15-01
30	Dec. 9	at Edm	1-4	L	13-16-01
31	Dec. 13	SJ	4-3	W**	14-16-01
32	Dec. 15	at SJ	4-5	L	14-17-01
33	Dec. 17	Wsh	2-1	W	15-17-01
34	Dec. 19	Phi	3-2	W**	16-17-01
35	Dec. 21	StL	3-2	W	17-17-01
36	Dec. 23	TB	2-1	W*	18-17-01
37	Dec. 26	at Min	4-2	W	19-17-01
38	Dec. 27	Wpg	1-4	L	19-18-01
39	Dec. 29	Phx	3-2	W	20-18-01
40	Dec. 31	at Ana	4-2	W	21-18-01
41	Jan. 2	at LA	2-1	W**	22-18-01
42	Jan. 6	at Chi	4-0	W	23-18-01
43	Jan. 7	at StL	0-4	L	23-19-01
44	Jan. 10	Nsh	1-4	L	23-20-01
45	Jan. 12	at Nsh	2-3	O*	23-20-02
46	Jan. 14	at Dal	2-1	W	24-20-02
47	Jan. 16	at Phx	1-6	L	24-21-02
48	Jan. 18	Fla	4-3	W*	25-21-02
49	Jan. 21	at LA	3-1	W	26-21-02
50	Jan. 22	at Ana	2-3	L	26-22-02
51	Jan. 24	Min	2-3	L	26-23-02
52	Jan. 31	at Edm	2-3	L	26-24-02
53	Feb. 2	Min	0-1	L	26-25-02
54	Feb. 4	Van	2-3	O**	26-25-03
55	Feb. 7	Chi	5-2	W	27-25-03
56	Feb. 10	Car	4-3	O*	28-25-03
57	Feb. 11	at StL	2-3	O*	28-25-04
58	Feb. 15	at Van	1-3	L	28-26-04
59	Feb. 17	at Edm	3-1	W	29-26-04
60	Feb. 19	at Wpg	1-5	L	29-27-04
61	Feb. 22	LA	4-1	W	30-27-04
62	Feb. 24	at Cbj	5-0	W	31-27-04
63	Feb. 25	at Det	4-3	W	32-27-04
64	Feb. 27	Ana	4-1	W	33-27-04
65	Mar. 1	Cbj	0-2	L	33-28-04
66	Mar. 3	Phx	1-5	L	33-29-04
67	Mar. 4	at Min	2-0	W	34-29-04
68	Mar. 6	Min	7-1	W	35-29-04
69	Mar. 8	at Nsh	2-4	L	35-30-04
70	Mar. 10	Edm	3-2	W**	36-30-04
71	Mar. 12	Ana	3-2	W*	37-30-04
72	Mar. 14	at Buf	5-4	W**	38-30-04
73	Mar. 15	at NJ	0-1	O**	38-30-05
74	Mar. 17	at NYR	3-1	W	39-30-05
75	Mar. 20	Cgy	2-1	W*	40-30-05
76	Mar. 22	at Phx	2-3	L	40-31-05
77	Mar. 24	Van	2-3	O*	40-31-06
78	Mar. 26	at SJ	1-5	L	40-32-06
79	Mar. 28	at Van	0-1	L	40-33-06
80	Mar. 30	at Cgy	4-1	W	41-33-06
81	Apr. 5	Cbj	2-5	L	41-34-06
82	Apr. 7	Nsh	1-6	L	41-35-06

*Overtime Decision **Shootout Result

2012-13 COLORADO AVALANCHE



16-25-7, 39 points, 5th Northwest Div.

GM	DATE	OPP.	SCORE	W/L	REC.
1	Jan. 19	at Min	2-4	L	00-01-00
2	Jan. 22	LA	3-1	W	01-01-00
3	Jan. 24	Cbj	4-0	W	02-01-00
4	Jan. 26	at SJ	0-4	L	02-02-00
5	Jan. 28	at Edm	1-4	L	02-03-00
6	Jan. 30	at Van	0-3	L	02-04-00
7	Jan. 31	at Cgy	6-3	W	03-04-00
8	Feb. 2	Edm	3-1	W	04-04-00
9	Feb. 4	Dal	2-3	L	04-05-00
10	Feb. 6	Ana	0-3	L	04-06-00
11	Feb. 11	Phx	2-3	O*	04-06-01
12	Feb. 14	at Min	4-3	W**	05-06-01
13	Feb. 16	at Edm	4-6	L	05-07-01
14	Feb. 18	Nsh	6-5	W	06-07-01
15	Feb. 20	StL	1-0	W*	07-07-01
16	Feb. 23	at LA	1-4	L	07-08-01
17	Feb. 24	at Ana	3-4	L	07-08-02
18	Feb. 26	at SJ	2-3	O**	07-08-03
19	Feb. 28	Cgy	5-4	W	08-08-03
20	Mar. 3	at Cbj	1-2	O*	08-08-04
21	Mar. 5	at Det	1-2	L	08-09-04
22	Mar. 6	at Chi	2-3	L	08-10-04
23	Mar. 8	Chi	6-2	W	09-10-04
24	Mar. 10	SJ	3-2	W*	10-10-04
25	Mar. 12	Edm	0-4	L	10-11-04
26	Mar. 14	at Min	3-5	L	10-12-04
27	Mar. 16	Min	4-6	L	10-13-04
28	Mar. 18	Chi	2-5	L	10-14-04
29	Mar. 20	Dal	4-3	W	11-14-04
30	Mar. 23	Dal	2-5	L	11-15-04
31	Mar. 24	Van	2-3	L	11-16-04
32	Mar. 27	at Cgy	3-4	L	11-17-04
33	Mar. 28	Van	1-4	L	11-18-04
34	Mar. 30	Nsh	1-0	W*	12-18-04
35	Apr. 1	at Det	2-3	L	12-19-04
36	Apr. 2	at Nsh	1-3	L	12-20-04
37	Apr. 5	Det	2-3	O*	12-20-05
38	Apr. 6	at Phx	0-4	L	12-21-05
39	Apr. 8	Cgy	1-3	L	12-22-05
40	Apr. 10	at Ana	4-1	W	13-22-05
41	Apr. 11	at LA	2-3	O**	13-22-06
42	Apr. 13	Van	4-3	W	14-22-06
43	Apr. 15	Cbj	3-4	O*	14-22-07
44	Apr. 19	Edm	1-4	L	14-23-07
45	Apr. 21	StL	5-3	W	15-23-07
46	Apr. 23	at StL	1-3	L	15-24-07
47	Apr. 26	at Phx	5-4	W**	16-24-07
48	Apr. 27	Min	1-3	L	16-25-07

YEAR-BY-YEAR TEAM RESULTS

2013-14

COLORADO AVALANCHE

52-22-8, 112 points, 1st Central Div.



GM	DATE	OPP.	SCORE	W/L	REC.
1	Oct. 2	Ana	6-1	W	01-00-00
2	Oct. 4	Nsh	3-1	W	02-00-00
3	Oct. 8	at Tor	2-1	W	03-00-00
4	Oct. 10	at Bos	2-0	W	04-00-00
5	Oct. 12	at Wsh	5-1	W	05-00-00
6	Oct. 15	Dal	3-2	W	06-00-00
7	Oct. 17	Det	2-4	L	06-01-00
8	Oct. 19	at Buf	4-2	W	07-01-00
9	Oct. 21	at Pit	1-0	W	08-01-00
10	Oct. 25	Car	4-2	W	09-01-00
11	Oct. 27	Wpg	3-2	W	10-01-00
12	Nov. 1	at Dal	3-2	W*	11-01-00
13	Nov. 2	Mtl	4-1	W	12-01-00
14	Nov. 6	Nsh	4-6	L	12-02-00
15	Nov. 8	Cgy	4-2	W	13-02-00
16	Nov. 10	Wsh	4-1	W	14-02-00
17	Nov. 12	at Car	1-2	L	14-03-00
18	Nov. 14	at St.L	3-7	L	14-04-00
19	Nov. 16	Fla	1-4	L	14-05-00
20	Nov. 19	Chi	5-1	W	15-05-00
21	Nov. 21	at Phx	4-3	W*	16-05-00
22	Nov. 23	at LA	1-0	W*	17-05-00
23	Nov. 27	St.L	1-4	L	17-06-00
24	Nov. 29	at Min	3-1	W	18-06-00
25	Nov. 30	Min	3-2	W**	19-06-00
26	Dec. 5	at Edm	2-8	L	19-07-00
27	Dec. 6	at Cgy	3-2	W	20-07-00
28	Dec. 8	at Van	1-3	L	20-08-00
29	Dec. 10	Phx	1-3	L	20-09-00
30	Dec. 12	at Wpg	4-3	W**	21-09-00
31	Dec. 14	Min	1-2	O*	21-09-01
32	Dec. 16	Dal	6-2	W	22-09-01
33	Dec. 17	at Dal	2-3	L	22-10-01
34	Dec. 19	Edm	4-2	W	23-10-01
35	Dec. 21	at LA	2-3	O*	23-10-02
36	Dec. 23	at SJ	4-5	O*	23-10-03
37	Dec. 27	at Chi	2-7	L	23-11-03
38	Dec. 29	Wpg	1-2	O*	23-11-04
39	Dec. 31	Cbj	5-3	W	24-11-04
40	Jan. 2	Phi	2-1	W	25-11-04
41	Jan. 4	SJ	4-3	W	26-11-04
42	Jan. 6	Cgy	3-4	L	26-12-04
43	Jan. 8	Ott	4-3	W*	27-12-04
44	Jan. 10	NYI	1-2	O*	27-12-05
45	Jan. 11	at Min	4-2	W	28-12-05
46	Jan. 14	at Chi	3-2	W*	29-12-05
47	Jan. 16	NJ	2-1	W**	30-12-05
48	Jan. 18	at Nsh	5-4	W	31-12-05
49	Jan. 21	Tor	2-5	L	31-13-05
50	Jan. 24	at Fla	3-2	W	32-13-05
51	Jan. 25	at TB	2-5	L	32-14-05
52	Jan. 27	at Dal	4-3	W	33-14-05
53	Jan. 30	Min	5-4	W	34-14-05
54	Feb. 1	Buf	7-1	W	35-14-05
55	Feb. 3	at NJ	2-1	W*	36-14-05
56	Feb. 4	at NYR	1-5	L	36-15-05
57	Feb. 6	at Phi	1-3	L	36-16-05
58	Feb. 8	at NYI	5-2	W	37-16-05
59	Feb. 26	LA	4-6	L	37-17-05
60	Feb. 28	Phx	4-2	W	38-17-05
61	Mar. 2	TB	6-3	W	39-17-05
62	Mar. 4	at Chi	4-2	W	40-17-05
63	Mar. 6	at Det	3-2	W*	41-17-05
64	Mar. 8	St.L	1-2	L	41-18-05
65	Mar. 10	Wpg	3-2	W*	42-18-05
66	Mar. 12	Chi	3-2	L	43-18-05
67	Mar. 14	Ana	4-6	L	43-19-05
68	Mar. 16	at Ott	3-1	W	44-19-05
69	Mar. 18	at Mtl	3-6	L	44-20-05
70	Mar. 19	at Wpg	4-5	O*	44-20-06
71	Mar. 21	Bos	0-2	L	44-21-06
72	Mar. 25	at Nsh	5-4	W**	45-21-06
73	Mar. 27	Van	3-2	W*	46-21-06
74	Mar. 29	SJ	3-2	W	47-21-06
75	Apr. 1	at Cbj	3-7	W*	48-21-06
76	Apr. 3	NYR	3-2	W**	49-21-06
77	Apr. 5	at St.L	4-0	W	50-21-06
78	Apr. 6	Pit	2-3	O**	50-21-07
79	Apr. 8	at Edm	4-1	W	51-21-07
80	Apr. 10	at Van	4-2	W	52-21-07
81	Apr. 11	at SJ	1-5	L	52-22-07
82	Apr. 13	at Ana	2-3	O*	52-22-08

*Overtime Decision **Shootout Result

2014-15

COLORADO AVALANCHE

39-31-12, 90 points, 7th Central Div.



GM	DATE	OPP.	SCORE	W/L	REC.
1	Oct. 9	at Min	0-5	L	00-01-00
2	Oct. 11	Min	0-3	L	00-02-00
3	Oct. 13	at Bos	2-1	W	01-02-00
4	Oct. 14	at Tor	2-3	O*	01-02-01
5	Oct. 16	at Ott	3-5	L	01-03-01
6	Oct. 18	at Mtl	2-3	L	01-04-01
7	Oct. 21	Fla	3-4	O*	01-04-02
8	Oct. 24	Van	7-3	W	02-04-02
9	Oct. 26	at Wpg	1-2	O*	02-04-03
10	Oct. 28	SJ	2-3	O**	02-04-04
11	Oct. 30	NYI	5-0	W	03-04-04
12	Nov. 1	at St.L	2-3	O**	03-04-05
13	Nov. 2	Ana	2-3	L	03-05-05
14	Nov. 4	Van	2-5	L	03-06-05
15	Nov. 6	Tor	4-3	W**	04-06-05
16	Nov. 8	at Phi	3-4	L	04-07-05
17	Nov. 11	at NYI	0-6	L	04-08-05
18	Nov. 13	at NYR	4-3	W**	05-08-05
19	Nov. 15	at NJ	3-2	W	06-08-05
20	Nov. 20	Wsh	2-3	L	06-09-05
21	Nov. 22	Car	4-3	W	07-09-05
22	Nov. 25	at Ari	4-3	W*	08-09-05
23	Nov. 26	Chi	2-3	L	08-10-05
24	Nov. 29	Dal	5-2	W	09-10-05
25	Dec. 1	Mtl	3-4	L	09-11-05
26	Dec. 4	at Cgy	3-4	O*	09-11-06
27	Dec. 5	at Wpg	2-6	L	09-12-06
28	Dec. 9	Nsh	0-3	L	09-13-06
29	Dec. 11	Wpg	3-3	W**	10-13-06
30	Dec. 13	St.L	2-3	O*	10-13-07
31	Dec. 18	at Pit	0-1	O*	10-13-08
32	Dec. 20	at Buf	5-1	W	11-13-08
33	Dec. 21	at Det	2-1	W**	12-13-08
34	Dec. 23	St.L	5-0	W	13-13-08
35	Dec. 27	Chi	2-5	L	13-14-08
36	Dec. 29	at St.L	0-3	L	13-15-08
37	Dec. 31	Phi	4-3	W*	14-15-08
38	Jan. 2	Edm	2-1	W**	15-15-08
39	Jan. 4	Cbj	3-4	L	15-16-08
40	Jan. 6	at Chi	2-0	W	16-16-08
41	Jan. 8	Ott	5-2	W	17-16-08
42	Jan. 10	Dal	4-3	W	18-16-08
43	Jan. 12	at Wsh	1-2	L	18-17-08
44	Jan. 13	at Car	2-3	O**	18-17-09
45	Jan. 15	at Fla	4-2	W	19-17-09
46	Jan. 17	at TB	2-3	O**	19-17-10
47	Jan. 19	at St.L	1-3	L	19-18-10
48	Jan. 21	Bos	3-2	W	20-18-10
49	Jan. 27	at Nsh	3-4	O*	20-18-11
50	Jan. 30	Nsh	3-0	W	21-18-11
51	Feb. 3	at Dal	3-2	W**	22-18-11
52	Feb. 5	Det	0-3	L	22-19-11
53	Feb. 7	at Min	0-1	L	22-20-11
54	Feb. 8	at Wpg	3-5	L	22-21-11
55	Feb. 12	NYR	3-6	L	22-22-11
56	Feb. 14	Dal	4-1	W	23-22-11
57	Feb. 16	Ari	5-2	W	24-22-11
58	Feb. 18	LA	1-4	L	24-23-11
59	Feb. 20	at Chi	4-1	W	25-23-11
60	Feb. 22	TB	5-4	W	26-23-11
61	Feb. 24	at Nsh	2-5	L	26-24-11
62	Feb. 27	at Dal	5-4	W**	27-24-11
63	Feb. 28	Min	1-3	L	27-25-11
64	Mar. 4	Pit	3-1	W	28-25-11
65	Mar. 7	at Cbj	4-0	W	29-25-11
66	Mar. 8	at Min	3-2	W	30-25-11
67	Mar. 10	LA	2-5	L	30-26-11
68	Mar. 12	NJ	2-1	W**	31-26-11
69	Mar. 14	Cgy	3-2	W	32-26-11
70	Mar. 19	at Ari	5-2	W	33-26-11
71	Mar. 20	at Ana	2-3	O*	33-26-12
72	Mar. 23	at Cgy	2-3	L	33-27-12
73	Mar. 25	Edm	3-4	L	33-28-12
74	Mar. 26	at Van	4-1	W	34-28-12
75	Mar. 28	Buf	5-3	W	35-28-12
76	Mar. 30	Edm	1-4	L	35-29-12
77	Apr. 1	at SJ	1-5	L	35-30-12
78	Apr. 3	at Ana	4-2	W	36-30-12
79	Apr. 4	at LA	1-3	L	36-31-12
80	Apr. 7	Nsh	3-2	W	37-31-12
81	Apr. 9	Wpg	1-0	W**	38-31-12
82	Apr. 11	Chi	3-2	W	39-31-12

*Overtime Decision **Shootout Result

ALL-TIME RECORD VS. OPPONENTS

CENTRAL DIVISION

TEAM	HOME					ROAD					OVERALL				
	GP	W-L-T-O	PTS	GF	GA	GP	W-L-T-O	PTS	GF	GA	GP	W-L-T-O	PTS	GF	GA
CHI	60	33-19-6-2	74	228	188	61	27-29-3-2	59	187	199	121	60-48-9-4	133	415	387
COL	--	--	--	--	--	--	--	--	--	--	--	--	--	--	--
DAL	62	36-15-7-4	83	219	149	61	24-29-5-3	56	177	205	123	60-44-12-7	139	396	354
MIN	42	21-17-2-2	46	114	104	42	19-15-1-7	46	114	112	84	40-32-3-9	92	228	216
NSH	33	17-12-2-2	38	84	82	31	11-13-3-4	29	91	100	64	28-25-5-6	67	175	182
STL	61	34-18-7-2	77	210	157	60	21-33-4-2	48	167	209	121	55-51-11-4	125	377	366
WPG	14	7-4-0-3	17	39	38	13	5-5-1-2	13	35	41	27	12-9-1-5	30	74	79

PACIFIC DIVISION

TEAM	HOME					ROAD					OVERALL				
	GP	W-L-T-O	PTS	GF	GA	GP	W-L-T-O	PTS	GF	GA	GP	W-L-T-O	PTS	GF	GA
ANA	39	19-15-4-1	43	110	108	40	17-12-3-8	45	104	109	79	36-27-7-9	88	214	217
ARI	59	30-21-5-3	68	197	190	59	27-23-7-2	63	196	204	118	57-44-12-5	131	393	394
CGY	76	34-30-11-1	80	255	239	76	29-37-9-1	68	222	260	152	63-67-20-2	148	477	499
EDM	77	40-32-4-1	85	267	256	75	31-37-4-3	69	236	282	152	71-69-8-4	154	503	538
LAK	60	30-26-3-1	64	230	204	62	21-32-5-4	51	190	231	122	51-58-8-5	115	420	435
SJS	41	24-11-4-2	54	139	96	43	18-20-1-4	41	126	134	84	42-31-5-6	95	265	230
VAN	76	37-27-8-4	86	243	217	76	34-31-7-4	79	254	243	152	71-58-15-8	165	497	460

ATLANTIC DIVISION

TEAM	HOME					ROAD					OVERALL				
	GP	W-L-T-O	PTS	GF	GA	GP	W-L-T-O	PTS	GF	GA	GP	W-L-T-O	PTS	GF	GA
BOS	71	26-39-6-0	58	247	287	67	27-31-9-0	63	203	244	138	53-70-15-0	121	450	531
BUF	69	35-22-11-1	82	249	211	68	23-35-9-1	56	225	259	137	58-57-20-2	138	474	470
DET	59	25-26-4-4	58	186	195	58	23-33-1-1	48	166	201	117	48-59-5-5	106	352	396
FLA	16	7-5-3-1	18	46	42	17	13-2-0-2	28	67	50	33	20-7-3-3	46	113	92
MON	68	35-28-5-0	75	230	234	69	18-41-10-0	46	217	285	137	53-69-15-0	121	447	519
OTT	20	16-3-1-0	33	90	59	23	11-9-3-0	25	83	64	43	27-12-4-0	58	173	123
TBL	19	14-3-2-0	30	73	42	18	6-10-1-1	14	49	54	37	20-13-3-1	44	122	96
TOR	34	19-10-5-0	43	129	109	40	19-16-4-1	43	148	126	74	38-26-9-1	86	277	235

METROPOLITAN DIVISION

TEAM	HOME					ROAD					OVERALL				
	GP	W-L-T-O	PTS	GF	GA	GP	W-L-T-O	PTS	GF	GA	GP	W-L-T-O	PTS	GF	GA
CAR	70	44-17-9-0	97	296	205	68	27-27-12-2	68	226	221	138	71-44-21-2	165	522	426
CBJ	26	19-6-0-1	39	93	55	25	17-5-1-2	37	84	47	51	36-11-1-3	76	177	102
NJD	40	22-14-4-0	48	139	106	42	17-20-4-1	39	133	160	82	39-34-8-1	87	272	266
NYI	40	23-12-3-2	51	140	110	37	14-22-1-0	29	122	151	77	37-34-4-2	80	262	261
NYR	40	22-15-3-0	47	159	145	40	15-21-4-0	34	113	151	80	37-36-7-0	81	272	296
PHI	41	18-10-12-1	49	145	135	39	11-25-2-1	25	103	141	80	29-35-14-2	74	248	276
PIT	38	20-14-2-2	44	158	139	42	18-18-5-1	42	160	160	80	38-32-7-3	86	318	299
WSH	39	17-17-5-0	39	117	132	38	14-20-4-0	32	119	139	77	31-37-9-0	71	236	271

* Note: Goals For/Goals Against INCLUDES goals awarded for shootout wins.

PLAYOFF RECORD BOOK



1996 STANLEY CUP CHAMPIONS

1996 COLORADO AVALANCHE**NAMES APPEARING ON
THE STANLEY CUP:**

Charlie Lyons, Pierre Lacroix, Marc Crawford, Joel Quenneville, Jacques Cloutier, Francois Giguere, Michel Goulet, Dave Draper, Jean Martineau, Pat Karns, Matthew Sokolowski, Rob McLean, Mike Kramer, Brock Gibbins, Skip Allen, Paul Frier, Leo Vyssokov

Rene Corbet, Adam Deadmarsh, Stephane Fliset, Adam Fote, Peter Forsberg, Alexei Gusarov, Dave Hannan, Valeri Kamensky, Mike Keane, Jon Klemm, Uwe Krupp, Sylvain Lefebvre, Claude Lemieux, Curtis Leschyshyn, Troy Murray, Sandis Ozolinsh, Mike Ricci, Patrick Roy, Warren Rychel, Joe Sakic, Chris Simon, Craig Wolanin, Stephane Yelle, Scott Young





2001 COLORADO AVALANCHE

NAMES APPEARING ON THE STANLEY CUP:

E. Stanley Kroenke, Pierre Lacroix, Bob Hartley,
Jacques Cloutier, Bryan Trottier, Paul Frier,
François Giguère, Brian MacDonald, Michel
Goulet, Jean Martineau, Pat Karns, Matthew
Sokolowski, Wayne Fleming, Mark Miller, Dave
Randolph, Paul Goldberg, Gregorio Pradera,
Brad Smith, Jim Hammett, Garth Joy, Steve
Lyons, Joni Lehto, Orval Tessier, Charlotte
Grahame

David Aebischer, Rob Blake, Raymond Bourque,
Greg de Vries, Chris Dingman, Chris Drury,
Adam Foote, Peter Forsberg, Milan Hejduk, Dan
Hindie, Jon Klemm, Eric Messier, Bryan Muir,
Ville Nieminen, Scott Parker, Shjon Padein, Nolan
Pratt, David Reid, Steven Reinprecht, Patrick
Roy, Joe Sakic, Martin Skulda, Alex Tanguay,
Stéphane Veille

2001 STANLEY CUP CHAMPIONS

ALL-TIME PLAYOFF RECORD

TEAM	SERIES	W	L	GP	W	L	GF	GA	LAST MTG.	ROUND	RESULT
ANAHEIM	1	0	1	4	0	4	4	16	2006	CSF	L, 0-4
BOSTON	2	1	1	11	5	6	36	37	1983	DSF	L, 1-3
BUFFALO	2	2	0	8	6	2	35	27	1985	DSF	W, 3-2
CHICAGO	2	2	0	12	8	4	49	28	1997	CQF	W, 4-2
DALLAS	4	2	2	24	14	10	66	62	2006	CQF	W, 4-1
DETROIT	6	3	3	34	17	17	88	97	2008	CSF	L, 0-4
EDMONTON	2	1	1	12	7	5	35	30	1998	CQF	L, 3-4
FLORIDA	1	1	0	4	4	0	15	4	1996	F	W, 4-0
HARTFORD	2	1	1	9	4	5	34	35	1987	DSF	W, 4-2
LOS ANGELES	2	2	0	14	8	6	33	23	2002	CQF	W, 4-3
MINNESOTA	3	1	2	20	10	10	54	50	2014	WC1	L, 3-4
MONTREAL	5	2	3	31	14	17	85	105	1993	DSF	L, 2-4
NEW JERSEY	1	1	0	7	4	3	19	11	2001	F	W, 4-3
NY ISLANDERS	1	0	1	4	0	4	9	18	1982	ECF	L, 0-4
NY RANGERS	1	0	1	6	2	4	19	25	1995	CQF	L, 2-4
PHILADELPHIA	2	0	2	11	4	7	29	39	1985	ECF	L, 2-4
PHOENIX	1	1	0	5	4	1	17	10	2000	CQF	W, 4-1
ST. LOUIS	1	1	0	5	4	1	17	11	2001	CF	W, 4-1
SAN JOSE	4	2	2	25	12	13	62	71	2010	CQF	L, 2-4
VANCOUVER	2	2	0	10	8	2	40	26	2001	CQF	W, 4-0
TOTALS	45	25	20	256	135	121	746	725			

PLAYOFF SERIES RESULTS VS. OPPONENTS

ANAHEIM

2006 - CSF - Anaheim won series 4-0, outscoring Colorado 16-4

BOSTON

1982 - DF - Quebec won series 4-3, outscoring Boston 28-26

1983 - DSF - Boston won series 3-1, outscoring Quebec 11-8

BUFFALO

1984 - DSF - Quebec won series 3-0, outscoring Buffalo 13-5

1985 - DSF - Quebec won series 3-2, each team scoring 22 goals

CHICAGO

1996 - CSF - Colorado won series 4-2, outscoring Chicago 21-14

1997 - CQF - Colorado won series 4-2, outscoring Chicago 28-14

DALLAS

1999 - WCF - Dallas won series 4-3, outscoring Colorado 23-16

2000 - WCF - Dallas won series 4-3, outscoring Colorado 14-13

2004 - CQF - Colorado won series 4-1, outscoring Dallas 19-10

2006 - CQF - Colorado won series 4-1, outscoring Dallas 18-15

DETROIT

1996 - WCF - Colorado won series 4-2, outscoring Detroit 20-16

1997 - WCF - Detroit won series 4-2, outscoring Colorado 16-12

1999 - CSF - Colorado won series 4-2, outscoring Detroit 21-14

2000 - CSF - Colorado won series 4-1, outscoring Detroit 13-8

2002 - WCF - Detroit won series 4-3, outscoring Colorado 22-13

2008 - CSF - Detroit won series 4-0, outscoring Colorado 21-9

EDMONTON

1997 - CSF - Colorado won series 4-1, outscoring Edmonton 19-11

1998 - CQF - Edmonton won series 4-3, outscoring Colorado 16-19

FLORIDA

1996 - F - Colorado won series 4-0, outscoring Florida 15-4

HARTFORD

1986 - DSF - Hartford won series 3-0, outscoring Quebec 16-7

1987 - DSF - Quebec won series 4-2, outscoring Hartford 27-19

LOS ANGELES

2001 - CSF - Colorado won series 4-3, outscoring Los Angeles 17-10

2002 - CQF - Colorado won series 4-3, outscoring Los Angeles 16-13

MINNESOTA WILD

2003 - CQF - Minnesota won series 4-3, outscored by Colorado 17-16

2008 - CQF - Colorado won series 4-2, outscoring Minnesota 17-12

2014 - WC1 - Minnesota won series 4-3, outscoring Colorado 22-20

MONTREAL

1982 - DSF - Quebec won series 3-2, Montreal outscoring Quebec 16-11

1984 - DF - Montreal won series 4-2, outscoring Quebec 20-13

1985 - DF - Quebec won series 4-3, each team scoring 24 goals

1987 - DF - Montreal won series 4-3, outscoring Quebec 26-21

1993 - DSF - Montreal won series 4-2, outscoring Quebec 19-16

NEW JERSEY

2001 - F - Colorado won series 4-3, outscoring New Jersey 19-11

NEW YORK ISLANDERS

1982 - ECF - NY Islanders won series 4-0, outscoring Quebec 18-9

NEW YORK RANGERS

1995 - CQF - NY Rangers won series 4-2, outscoring Quebec 25-19

PHILADELPHIA

1981 - PR - Philadelphia won series 2-3, outscoring Quebec 22-17

1985 - ECF - Philadelphia won series 4-2, outscoring Quebec 17-12

PHOENIX

2000 - CQF - Colorado won series 4-1, outscoring Phoenix 17-10

ST. LOUIS

2001 - CF - Colorado won series 4-1, outscoring St. Louis 17-11

SAN JOSE

1999 - CQF - Colorado won series 4-2, outscoring San Jose 19-17

2002 - CSF - Colorado won series 4-3, outscoring San Jose 25-21

2004 - CSF - San Jose won series 4-2, outscoring Colorado 14-7

2010 - CQF - San Jose won series 4-2, outscoring Colorado 19-11

VANCOUVER

1996 - CQF - Colorado won series 4-2, outscoring Vancouver 24-17

2001 - CQF - Colorado won series 4-0, outscoring Vancouver 16-9

WC1 - Western Conference Round 1

PR - Preliminary Round

DSF - Division Semifinals

DF - Division Finals

CQF - Conference Quarterfinal

CSF - Conference Semifinal

ECF - Eastern Conference Final

WCF - Western Conference Final

F - Stanley Cup Final

TEAM RECORDS

STANLEY CUP CHAMPIONSHIPS

2 1996, 2001

APPEARED IN FINALS

2 1996, 2001

CONFERENCE FINALS

8 '82, '85, '96, '97, '99, '00, '01, '02

APPEARED IN PLAYOFFS

22 (last: 2014)

TOTAL GAMES PLAYED

256

TOTAL GAMES WON

135

TOTAL GAMES LOST

121

MOST WINS, PLAYOFF YEAR

16 2001
1996

FEWEST WINS, PLAYOFF YEAR

0 1986 (0-3)

FEWEST WINS, SERIES

0 2008 vs. Detroit
2006 vs. Anaheim
1986 vs. Hartford
1982 vs. NY Islanders

LARGEST MARGIN OF VICTORY, GAME

7 April 24, 1997 vs. Chicago (7-0)
June 6, 1996 vs. Florida (8-1)

LARGEST MARGIN OF DEFEAT GAME

7 May 31, 2002 at Detroit (0-7)

MOST LOSSES, PLAYOFF YEAR

10 2002 (11-10)

FEWEST LOSSES, PLAYOFF YEAR

3 1981 (2-3), 1983 (1-3)

FEWEST LOSSES, SERIES

0 2001 vs. Vancouver
1996 vs. Florida
1984 vs. Buffalo

MOST GAMES PLAYED

23 2001

MOST GAMES PLAYED, SERIES

7 2014 vs. Minnesota
2003 vs. Minnesota
2002 vs. Detroit
2002 vs. San Jose
2002 vs. Los Angeles
2001 vs. New Jersey
2001 vs. Los Angeles
2000 vs. Dallas
1999 vs. Dallas
1998 vs. Edmonton
1987 vs. Montreal
1985 vs. Montreal
1982 vs. Boston

FEWEST GAMES PLAYED

3 1986

FEWEST GAMES PLAYED, SERIES

3 1986 vs. Hartford
1984 vs. Buffalo

TEAM RECORDS (cont.)

MOST OVERTIME GAMES

7 1996

MOST OVERTIME GAMES, SERIES

4 2014 vs. Minnesota
1996 vs. Chicago

MOST OVERTIME WINS - SERIES

3 2006 vs. Dallas
1985 vs. Montreal

SHORTEST PLAYOFF OVERTIME GAME

0:22 April 13, 1982 vs. Montreal

LONGEST PLAYOFF OVERTIME GAME

44:33 May 8, 1996 vs. Chicago

SCORING

MOST GOALS, PLAYOFF YEAR

80 1996

MOST GOALS, SERIES

28 1997 vs. Chicago (6 games)
1982 vs. Boston (7 games)

MOST GOALS, GAME

8 May 4, 2002 vs. San Jose (8-2)
June 6, 1996 vs. Florida (8-1)

MOST GOALS, PERIOD

5 April 19, 1982 vs. Boston (2nd)

MOST GOALS AGAINST, YEAR

63 1985

MOST GOALS AGAINST, SERIES

26 1987 vs. Montreal (7 games)
1982 vs. Boston (7 games)

MOST GOALS AGAINST, GAME

9 April 12, 1986 at Hartford (4-9)

MOST GOALS AGAINST, PERIOD

5 2x (last: April 20, 1984 at Mtl)

MOST GOALS BOTH TEAMS, SERIES

54 1982 vs. Boston (28-26)

MOST GOALS BOTH TEAMS, GAME

13 3x (last: April 12, 1986
at Hartford, 4-9)

MOST GOALS BOTH TEAMS, PERIOD

7 2x (last: April 20, 1985 - 3rd)

FEWEST GOALS, PLAYOFF YEAR

7 1983 (4 games)

FEWEST GOALS, SERIES

4 2006 vs. Anaheim

FEWEST GOALS, GAME

0 17x (last: April 21, 2014 at Minn.)

FEWEST GOALS AGAINST

11 1983 (4 games)

FEWEST GOALS AGAINST, SERIES

4 1996 vs. Florida (4 games)

FEWEST GOALS AGAINST, GAME

0 21x (last: April 18, 2010 vs. SJS)

MOST POWER PLAY GOALS

24 1996

SCORING (cont.)

MOST POWER-PLAY GOALS, SERIES

12 1987 vs. Hartford (6 games)
1997 vs. Chicago (6 games)

MOST POWER-PLAY GOALS, GAME

5 April 24, 1997 vs. Chicago
April 14, 1987 vs. Hartford

MOST PPG AGAINST

19 1999

MOST PPG AGAINST, SERIES

8 1985 vs. Montreal (7 games),
1985 vs. Philadelphia (6 games)

MOST PPG AGAINST, GAME

4 April 12, 1986 at Hartford

MOST SHORT-HANDED GOALS

2 8x (last: 2014 - 7 games)

MOST SHORT-HANDED GOALS, SERIES

2 6x (last: 2014 vs. Minnesota)

MOST SHORT-HANDED GOALS, GAME

2 April 28, 1993 at Montreal

MOST SHG AGAINST

4 2008, 1997

MOST SHG AGAINST, SERIES

3 1982 vs. Montreal (5 games)

MOST SHG AGAINST, GAME

2 2x (last: 1999 vs. San Jose)

SHOTS

MOST SHOTS

665 1996

MOST SHOTS, SERIES

218 1997 CQF vs. Chicago

MOST SHOTS, GAME

57 May 8, 1996 vs. Chicago

MOST SHOTS, PERIOD

21 May 21, 2000 vs. Dallas (2nd)

MOST SHOTS AGAINST

657 1999

MOST SHOTS AGAINST, SERIES

245 2010 CQF vs. San Jose (6 games)

MOST SHOTS AGAINST, GAME

63 June 10, 1996 at Florida

MOST SHOTS AGAINST, PERIOD

22 April 21, 2014 at Minnesota (1st)
April 26, 2008 at Detroit (2nd)

MOST SHOTS, BOTH TEAMS, GAME

119 June 10, 1996 at Florida (56-63)

FEWEST SHOTS

106 1983 (4 games)

FEWEST SHOTS, SERIES

73 1984 DSF vs. Buffalo (3 games)

FRANCHISE PLAYOFF RECORDS

SHOTS (cont.)

FEWEST SHOTS, GAME

12 April 24, 2014 at Minnesota
June 2, 2001 at New Jersey

FEWEST SHOTS, PERIOD

1 2x (last: May 24, 1999
at Dallas - 3rd)

FEWEST SHOTS AGAINST, SERIES

83 1984 DSF vs Buffalo (3 games)

FEWEST SHOTS AGAINST, GAME

15 3x (last: May 21, 2000 vs. Dallas)

FEWEST SHOTS AGAINST, PERIOD

1 April 22, 2002 at Los Angeles (3rd)

PENALTY MINUTES

MOST PENALTY MINUTES

535 1985

MOST PENALTY MINUTES, SERIES

294 1987 DSF vs Hartford (6 games)

MOST PENALTY MINUTES, GAME

134 April 20, 1984 vs Montreal

MOST PIM AGAINST

561 1985

MOST PIM AGAINST, SERIES

317 1987 DSF vs Hartford (6 games)

MOST PIM AGAINST, GAME

123 2x (last: April 20, 1984 vs. Montreal)

PENALTY MINUTES (cont.)

MOST PIM BOTH TEAMS, SERIES

611 1987 (294-317, 6 games)

MOST PIM BOTH TEAMS, GAME

257 April 20, 1984 vs Montreal (134-123)

SHUTOUTS

MOST SHUTOUTS, PLAYOFF YEAR

4 2001 (23 games)

MOST SHUTOUTS, SERIES

2 2002 vs Los Angeles (7 games)
2001 vs. Los Angeles (7 games)
2001 vs. New Jersey (7 games)
1997 vs Chicago (6 games)

"PLAYOFF TRENDS"

**45 playoff series in franchise history, 25-20 series record
30 playoff series since moving to Denver, 19-11 series record**

**39 best-of-seven playoff series in franchise history, 22-17 record
30 best-of-seven playoff series since moving to Denver, 19-11 series record**

When winning the first game of a playoff series.....	18-10 (15-5 as Avalanche)
When losing the first game of a playoff series.....	7-10 (4-6 as Avalanche)
When winning the first game of a playoff series (best-of-seven only).....	16-10 (15-5 as Avalanche)
When losing the first game of a playoff series (best-of-seven only).....	6-7 (4-6 as Avalanche)
When winning the first two games of a playoff series.....	14-3 (12-1 as Avalanche)
When losing the first two games of a playoff series.....	3-7 (1-3 as Avalanche)
When splitting the first two games of a playoff series.....	8-10 (6-7 as Avalanche)
When winning the first two games of a playoff series (best-of-seven only).....	12-3 (12-1 as Avalanche)
When losing the first two games of a playoff series (best-of-seven only).....	3-4 (1-3 as Avalanche)
When splitting the first two games of a playoff series (best-of-seven only).....	7-10 (6-7 as Avalanche)
When winning the first three games of a playoff series.....	5-0 (4-0 as Avalanche)
When losing the first three games of a playoff series.....	0-5 (0-3 as Avalanche)
When winning two of the first three games of a playoff series.....	14-7 (11-5 as Avalanche)
When losing two of the first three games of a playoff series.....	6-8 (4-3 as Avalanche)
When winning the first three games of a playoff series (best-of-seven only).....	4-0 (4-0 as Avalanche)
When losing the first three games of a playoff series (best-of-seven only).....	0-4 (0-3 as Avalanche)
When winning two of the first three games of a playoff series (best-of-seven only).....	12-7 (11-5 as Avalanche)
When losing two of the first three games of a playoff series (best-of-seven only).....	6-6 (4-3 as Avalanche)
When splitting the first four games of a playoff series.....	13-10 (8-5 as Avalanche)
When splitting the first four games of a playoff series (best-of-seven only).....	11-9 (8-5 as Avalanche)
Final Game of a Series (Game 5 or Game 7).....	8-8 (4-6 as Avalanche)
Game 7.....	6-7 (4-6 as Avalanche)

PLAYOFF OVERTIME

The Avalanche/Nordiques are 37-29 all-time in playoff overtime, including a 27-20 record since moving to Denver.

POINTS

MOST POINTS, CAREER

188 Joe Sakic

MOST POINTS, PLAYOFF YEAR

34 Joe Sakic, 1996

MOST POINTS, SERIES

12 Peter Forsberg, 2002 vs. SJ (7 gm)
Peter Stastny, 1982 vs. Bos (7 gm)
Joe Sakic 1997 CQF vs. Chi (6 gm)
Joe Sakic 1999 CQF vs. SJ (6 gm)

MOST POINTS, GAME

5 Peter Forsberg, April 24, 1998
vs. Edmonton (2g/3a)
Risto Siltanen, April 14, 1987
at Hartford (5a)

GOALS

MOST GOALS, CAREER

84 Joe Sakic

MOST GOALS, PLAYOFF YEAR

18 Joe Sakic, 1996

MOST GOALS, SERIES

7 J. Sakic, 1996 CQF vs. Van (6 gm)
R. Cloutier, 1982 DF vs. Bos (7 gm)

MOST GOALS, GAME

3 9x (last: Valeri Kamensky,
April 24, 1997 vs. Chicago)

MOST GOALS - PERIOD

3 Peter Forsberg, June 6, 1996 vs. Fla

MOST POWER-PLAY GOALS, CAREER

27 Joe Sakic

MOST PPG, PLAYOFF YEAR

7 Michel Goulet, 1985

MOST POWER-PLAY GOALS, SERIES

4 V. Kamensky, 1997 CQF vs. Chi

MOST POWER-PLAY GOALS, GAME

3 V. Kamensky, April 24, 1997 vs. Chi

MOST GAME-WINNING GOALS, CAREER

19 Joe Sakic

MOST GWG, PLAYOFF YEAR

6 Joe Sakic, 1996

MOST GAME-WINNING GOALS, SERIES

3 Peter Forsberg, 2002 CSF vs. SJ
Peter Forsberg, 2000 CSF vs. Det

MOST OVERTIME GOALS, CAREER

8 Joe Sakic

MOST OVERTIME GOALS, PLAYOFF YEAR

2 Joe Sakic, 2004
Peter Forsberg, 2002
Milan Hejduk, 1999
Joe Sakic, 1996
Peter Stastny, 1985

MOST OVERTIME GOALS, SERIES

2 Joe Sakic, 2004 vs. SJ
Milan Hejduk, 1999 vs. SJ

ASSISTS

MOST ASSISTS, CAREER

104 Joe Sakic

MOST ASSISTS, PLAYOFF YEAR

19 Peter Stastny, 1985

MOST ASSISTS, SERIES

10 Peter Stastny, 1985 DSF vs.
Buffalo (5 games)

MOST ASSISTS, GAME

5 Risto Siltanen, April 14, 1987 at Hart.

SHOTS

MOST SHOTS-ON-GOAL, YEAR

98 Joe Sakic, 1996

MOST SHOTS-ON-GOAL, SERIES

34 Joe Sakic, 1996 CQF vs. Van

MOST SHOTS-ON-GOAL, GAME

11 C. Lemieux, May 9, 1997 at Edm
C. Lemieux, May 8, 1996 at Chi

PENALTY MINUTES

MOST PENALTY MINUTES, CAREER

357 Dale Hunter

MOST PENALTY MINUTES, YEAR

99 Basil McCrae, 1987

MOST PENALTY MINUTES, SERIES

50 B. McCrae, 1987 vs. Hart. (6 gm)

MOST PENALTY MINUTES, GAME

31 Kim Clackson, April 8, 1981 at Phi

HAT TRICKS

MOST HAT TRICKS, PLAYOFF YEAR

3 1987 (P. Stastny, M. Goulet,
J. Ogrodnick)

MOST HAT TRICKS, SERIES

3 1987 DSF vs. Hartford
(P. Stastny, M. Goulet, J. Ogrodnick)

MOST HAT TRICKS, GAME

1 9x (last: Valeri Kamensky,
April 24, 1997 vs. Chicago)

FASTEST GOALS

FASTEST GOAL FROM START OF GAME

0:29 W. Paieant, April 16, 1982 at Bos

FASTEST GOAL BY OPPONENT, START OF GAME

0:07 Terry Murray, April 12, 1981 vs. Phi

FASTEST GOAL FROM START OF PERIOD

0:22 Dale Hunter, April 13, 1982 at Mtl

FASTEST GOAL BY OPPONENT FROM START OF PERIOD

0:07 Terry Murray, April 12, 1981 vs. Phi

FASTEST TWO GOALS, ONE PLAYER

1:12 Dale Hunter, April 10, 1982 vs. Mtl

FASTEST TWO GOALS BY OPPONENT

1:04 J. Lehtinen, April 24, 2006 at Dal

FASTEST THREE GOALS, ONE PLAYER

10:54 Peter Forsberg, June 6, 1996 vs. Fla

FASTEST THREE GOALS BY OPPONENT

12:37 D. Andreychuk, April 14, 1985 at Buf

SHUTOUTS

MOST SHUTOUTS, CAREER

18 Patrick Roy

MOST SHUTOUTS, PLAYOFF YEAR

4 Patrick Roy, 2001

MOST SHUTOUTS, SERIES

2 Patrick Roy, 2002 CSF vs. SJ (7 gm)
Patrick Roy, 2001 F vs. NJ (7 gm)
Patrick Roy, 2001 CSF vs. LA (7 gm)
Patrick Roy, 2000 CF vs. Dal (7 gm)
Patrick Roy, 1997 CQF vs. Chi (6 gm)

SAVES

MOST SAVES, PLAYOFF YEAR

598 Patrick Roy, 1999
Patrick Roy, 1996

MOST SAVES, SERIES

223 Craig Anderson, 2010 CQF vs. SJS

MOST SAVES, GAME

63 Patrick Roy, June 10, 1996 at Fla

MOST SAVES, GAME (REGULATION ONLY)

44 Patrick Roy, May 11, 1999 at Det

MOST SAVES, PERIOD

22 Semyon Varlamov, April 21, 2014
at Minnesota (1st)

FRANCHISE PLAYOFF LEADERS

GAMES PLAYED

Joe Sakic	172
Adam Foote	170
Peter Forsberg	140
Stephane Yelle	117
Milan Hejduk	112
Jon Klemm	94
Adam Deadmarsh	88
Dale Hunter	86
Alex Tanguay	83
Sandis Ozolinsh	82

GOALS

Joe Sakic	84
Peter Forsberg	58
Michel Goulet	34
Milan Hejduk	34
Chris Drury	26
Valeri Kamensky	25
Claude Lemieux	24
Peter Stastny	24
Adam Deadmarsh	22
Anton Stastny	20

ASSISTS

Joe Sakic	104
Peter Forsberg	101
Peter Stastny	57
Sandis Ozolinsh	47
Milan Hejduk	42
Adam Foote	35
Valeri Kamensky	35
Adam Deadmarsh	34
Anton Stastny	32
Alex Tanguay	32

POINTS

Joe Sakic	188
Peter Forsberg	159
Peter Stastny	81
Milan Hejduk	76
Sandis Ozolinsh	65
Michel Goulet	64
Valeri Kamensky	60
Adam Deadmarsh	56
Claude Lemieux	55
Anton Stastny	52

PENALTY MINUTES

Dale Hunter	357
Adam Foote	298
Paul Gillis	154
Peter Forsberg	145
Randy Moller	140
Basil McRae	133
Claude Lemieux	121
Wilf Paiement	114
Michel Goulet	98

POWER-PLAY GOALS

Joe Sakic	27
Peter Forsberg	15
Michel Goulet	14
Milan Hejduk	14
Peter Stastny	11
Valeri Kamensky	10
Sandis Ozolinsh	10
Claude Lemieux	9
Adam Deadmarsh	7
Anton Stastny	7

SHORT-HANDED GOALS

Joe Sakic	4
Brent Ashten	2
Peter Forsberg	2
Michel Goulet	2
Andre Savard	2
Dale Hunter	2

GAME-WINNING GOALS

Joe Sakic	19
Peter Forsberg	12
Chris Drury	11
Alex Tanguay	6
Milan Hejduk	5
Dale Hunter	5
Valeri Kamensky	5
Claude Lemieux	5
Sandis Ozolinsh	4
Peter Stastny	4

OVERTIME GOALS

Joe Sakic	8
Chris Drury	3
Peter Forsberg	3
Dale Hunter	3
Peter Stastny	3
Milan Hejduk	2

APPEARANCES

Patrick Roy	133
Dan Bouchard	30
Mario Gosselin	29
Jose Theodore	19
David Aebischer	13
Semyon Varlamov	7
Craig Anderson	6
Stephane Fiset	6
Ron Hextall	6
Clint Malarchuk	6

WINS

Patrick Roy	81
Mario Gosselin	16
Dan Bouchard	12
Jose Theodore	8
David Aebischer	6
John Garrett	3
Semyon Varlamov	3
Craig Anderson	2
Ron Hextall	2

MINUTES

Patrick Roy	8245
Dan Bouchard	1808
Mario Gosselin	1753
Jose Theodore	1087
David Aebischer	697
Semyon Varlamov	432
Ron Hextall	372
Craig Anderson	366
John Garrett	323
Clint Malarchuk	283

SHUTOUTS

Patrick Roy	18
David Aebischer	1
Craig Anderson	1
Dan Bouchard	1

GOALS-AGAINST AVERAGE

Minimum 10 Games

David Aebischer	2.07
Patrick Roy	2.18
Jose Theodore	3.09
Mario Gosselin	3.29
Dan Bouchard	3.32

SAVE PERCENTAGE

Minimum 10 Games

Patrick Roy	.922
David Aebischer	.922
Jose Theodore	.904
Mario Gosselin	.881
Dan Bouchard	.871

SINGLE SEASON PLAYOFF LEADERS

GAMES PLAYED

23	Rob Blake	2001
23	Greg deVries	2001
23	Chris Drury	2001
23	Adam Foote	2001
23	Milan Hejduk	2001
23	Dan Hinote	2001
23	Eric Messier	2001
23	Ville Nieminen	2001
23	Shjon Podelin	2001
23	Martin Skoula	2001
23	Alex Tanguay	2001
23	Stephane Yelle	2001

GOALS

18	Joe Sakic	1996
13	Joe Sakic	2001
13	Claude Lemieux	1997
11	Chris Drury	2001
11	Michel Goulet	1985
10	Peter Forsberg	1996
10	Valeri Kamensky	1996
9	Peter Forsberg	2002
9	Joe Sakic	2002
9	Michel Goulet	1987
9	John Ogrrodnick	1987

ASSISTS

19	Peter Stastny	1985
18	Peter Forsberg	2002
17	Joe Sakic	1997
16	Milan Hejduk	2001
16	Peter Forsberg	1999
16	Joe Sakic	1996
15	Alex Tanguay	2001
14	Valeri Kamensky	1997
14	Sandis Ozolinsh	1996
14	Marian Stastny	1982

POINTS

34	Joe Sakic	1996
27	Peter Forsberg	2002
26	Joe Sakic	2001
25	Joe Sakic	1997
24	Peter Forsberg	1999
23	Milan Hejduk	2001
23	Claude Lemieux	1997
23	Peter Stastny	1985
22	Valeri Kamensky	1997
22	Valeri Kamensky	1996

PENALTY MINUTES

99	Basil McCrae	1987
97	Dale Hunter	1985
73	Paul Gillis	1985
65	Paul Gillis	1987
62	Adam Foote	1997
58	Wilf Paiement	1985
56	Dale Hunter	1987
55	Claude Lemieux	1996
53	Gord Donnelly	1987
52	Dale Hunter	1982

POWER-PLAY GOALS

7	Michel Goulet	1985
6	Joe Sakic	1996
5	Valeri Kamensky	1997
5	Joe Sakic	2001
4	S. Konowalchuk	2004
4	Joe Sakic	2002
4	Milan Hejduk	2001
4	Claude Lemieux	1997
4	Michel Goulet	1987
4	Peter Stastny	1982

SHORT-HANDED GOALS

2	Andre Savard	1984
2	Michel Goulet	1982
1	(18) Players Tied	

GAME-WINNING GOALS

6	Joe Sakic	1996
4	Peter Forsberg	2002
4	Peter Forsberg	2000
4	Chris Drury	1999
4	Claude Lemieux	1997
3	(3) Players Tied	

OVERTIME GOALS

2	Joe Sakic	2004
2	Peter Forsberg	2002
2	Milan Hejduk	1999
2	Joe Sakic	1996
2	Peter Stastny	1985

POINTS BY ROOKIE

17	Marian Stastny	1982
12	Milan Hejduk	1999
10	Nathan MacKinnon	2014
10	Ville Nieminen	2001
10	Peter Stastny	1981
8	Chris Drury	1999
7	Mark Kumpel	1985
7	Anton Stastny	1981

APPEARANCES

23	Patrick Roy	2001
22	Patrick Roy	1996
21	Patrick Roy	2002
19	Patrick Roy	1999
17	Patrick Roy	2000
17	Patrick Roy	1997
17	Mario Gosselin	1985
11	David Aebischer	2004
11	Mario Gosselin	1987
11	Dan Bouchard	1982

WINS

16	Patrick Roy	2001
16	Patrick Roy	1996
11	Patrick Roy	2002
11	Patrick Roy	2000
11	Patrick Roy	1999
10	Patrick Roy	1997
9	Mario Gosselin	1985
7	Mario Gosselin	1987
6	David Aebischer	2004
5	Dan Bouchard	1984

MINUTES

1454	Patrick Roy	1996
1451	Patrick Roy	2001
1241	Patrick Roy	2002
1173	Patrick Roy	1999
1059	Mario Gosselin	1985
1039	Patrick Roy	2000
1034	Patrick Roy	1997
677	Dan Bouchard	1982
662	David Aebischer	2004
654	Mario Gosselin	1987

SHUTOUTS

4	Patrick Roy	2001
3	Patrick Roy	2002
3	Patrick Roy	2000
3	Patrick Roy	1997
3	Patrick Roy	1996
1	Craig Anderson	2010
1	David Aebischer	2004
1	Patrick Roy	2003
1	Patrick Roy	1999
1	Dan Bouchard	1981

GOALS-AGAINST AVERAGE

Minimum 2 series or 10 Games

1.70	Patrick Roy	2001
1.79	Patrick Roy	2000
2.08	David Aebischer	2004
2.10	Patrick Roy	1996
2.21	Patrick Roy	1997
2.51	Patrick Roy	2002
2.66	Patrick Roy	1999
3.04	Jose Theodore	2006
3.06	Mario Gosselin	1985
3.15	Jose Theodore	2008

SAVE PERCENTAGE

Minimum 2 series or 10 Games

.934	Patrick Roy	2001
.932	Patrick Roy	1997
.928	Patrick Roy	2000
.922	David Aebischer	2004
.921	Patrick Roy	1996
.920	Patrick Roy	1999
.909	Patrick Roy	2002
.906	Jose Theodore	2008
.902	Jose Theodore	2006

ALL-TIME PLAYOFF SCORING LEADERS

PLAYOFF SCORING LEADERS

	PLAYER	GP	G	A	PTS	PIM	PP	SH	GW	OT
1	Joe Sakic	172	84	104	188	78	27	4	19	8
2	Peter Forsberg	140	58	101	159	145	15	2	12	3
3	Peter Stastny	64	24	57	81	96	11	1	4	3
4	Milan Hejduk	112	34	42	76	28	14	0	5	2
5	Sandis Ozolinsh	82	18	47	65	96	10	0	4	1
6	Michel Goulet	66	34	30	64	98	14	2	3	0
7	Valeri Kamensky	64	25	35	60	72	10	0	5	0
8	Adam Deadmarsh	88	22	34	56	94	7	0	2	0
9	Claude Lemieux	62	24	31	55	121	9	0	5	1
10	Anton Stastny	66	20	32	52	31	7	0	1	0
11	Chris Drury	80	26	24	50	22	4	0	11	3
	Alex Tanguay	83	18	32	50	28	6	0	6	1
13	Dale Hunter	86	17	29	46	357	2	2	5	3
14	Rob Blake	68	16	27	43	54	6	0	1	0
15	Adam Foote	170	7	35	42	298	2	0	1	0
16	Mike Ricci	51	9	24	33	51	3	0	2	0
17	Scott Young	51	14	18	32	26	2	1	2	1
18	Alain Cote	67	9	15	24	44	0	0	1	0
19	Wilf Paiement	45	13	10	23	114	1	0	1	1
20	Marian Stastny	29	5	17	22	7	1	0	1	0
	Stephane Yelle	117	5	17	22	56	1	1	1	1
22	Steven Reinprecht	50	10	10	20	10	0	0	2	0
23	Raymond Bourque	34	5	14	19	20	3	0	1	0
	Uwe Krupp	34	4	15	19	37	1	0	2	1
25	Paul Stastny	22	8	10	18	14	2	1	2	1
	Greg de Vries	75	6	12	18	48	0	0	1	0
27	Andrew Brunette	19	8	9	17	10	4	0	1	1
	Theoren Fleury	18	5	12	17	20	2	0	0	0
	Mario Marois	45	2	15	17	68	0	0	0	0
	Jean-Francois Sauve	29	7	10	17	10	4	0	1	0
31	Paul Gillis	35	3	13	16	154	0	0	0	0
32	Dan Hinote	69	6	9	15	63	0	1	0	0
33	Alexei Gusarov	55	0	14	14	34	0	0	0	0
	Mike Keane	63	7	7	14	50	0	0	2	1
	Robert Picard	16	2	12	14	12	1	0	0	0
	Martin Skoula	68	1	13	14	18	0	0	0	0
37	Brent Ashton	21	8	5	13	22	1	2	1	0
	John Ogrodnick	13	9	4	13	6	3	0	2	0
39	Real Cloutier	23	7	5	12	20	1	0	1	0
	Jon Klemm	94	6	6	12	41	1	0	1	0
	Shjon Podelin	59	8	4	12	34	0	0	2	0
42	John-Michael Liles	36	4	7	11	16	3	0	0	0
	Brad Maxwell	18	2	9	11	35	1	0	0	0
	Aaron Miller	60	3	8	11	34	0	0	0	0
	Randy Moller	48	5	6	11	138	2	0	1	0
	Risto Siltanen	16	1	10	11	10	1	0	0	0
47	Rene Corbet	29	5	5	10	31	1	0	1	0
	Nathan MacKinnon	7	2	8	10	4	0	0	1	1
	Ville Nieminen	23	4	6	10	20	3	0	1	0
50	Alain Lemieux	15	4	5	9	0	4	0	0	0
	Normand Rochefort	59	5	4	9	56	0	0	2	0
	Wojtek Wolski	15	3	6	9	4	1	0	1	0
53	Mark Kumpel	20	4	4	8	4	0	0	1	1
	Sylvain Lefebvre	71	0	8	8	55	0	0	0	0
	Eric Messier	72	3	5	8	22	0	0	0	0
	Dave Reid	35	1	7	8	6	0	0	0	0
57	Ryan O'Reilly	13	3	4	7	2	0	0	1	1
	Dave Pichette	19	2	5	7	36	1	0	1	0
	Jacques Richard	19	3	4	7	25	1	0	0	0
	Patrick Roy (G)	133	0	7	7	20	0	0	0	0
	Marek Svatos	14	2	5	7	4	0	0	1	1
	Marc Tardif	22	2	5	7	20	0	0	0	0
63	Bob Bassen	5	2	4	6	0	0	0	0	0
	Jeff Brown	14	3	3	6	2	2	0	0	0
	Matt Duchene	8	0	6	6	2	0	0	0	0
	Riku Hahl	34	2	4	6	4	0	0	0	0
	Keith Jones	13	3	3	6	17	1	0	0	0
	Jason Lafreniere	12	1	5	6	2	1	0	0	0
	Lane Lambert	13	2	4	6	30	0	0	0	0
	Claude Lapointe	11	2	4	6	16	0	0	0	0
	Curtis Leschyshyn	26	2	4	6	18	1	0	0	0
	Owen Nolan	11	3	3	6	8	0	0	0	0
	Pat Price	33	1	5	6	79	0	0	0	0
74	Dave Andreychuk	17	3	2	5	18	2	0	0	0
	Tyler Arnason	10	2	3	5	2	1	0	0	0

PLAYOFF SCORING LEADERS

	PLAYER	GP	G	A	PTS	PIM	PP	SH	GW	OT
	Jim Dowd	9	2	3	5	20	0	1	0	0
	Steve Duchesne	6	0	5	5	6	0	0	0	0
	Eric Lacroix	24	1	4	5	25	0	0	0	0
	Jamie McGinn	7	2	3	5	2	0	0	0	0
	Basil McRae	22	4	1	5	133	0	0	1	0
	Ruslan Salei	11	1	4	5	4	1	0	0	0
	Chris Simon	23	2	3	5	56	0	0	1	0
	Ryan Smyth	8	2	3	5	2	1	0	1	0
84	Bruce Bell	16	2	2	4	21	1	0	0	0
	Bob Boughner	11	0	4	4	6	0	0	0	0
	Brett Clark	10	2	2	4	2	0	1	0	0
	Chris Dingman	16	0	4	4	14	0	0	0	0
	Steven Finn	23	0	4	4	39	0	0	0	0
	Pat Hickey	15	1	3	4	21	1	0	0	0
	Nick Holden	7	3	1	4	8	2	0	0	0
	Mike Hough	15	0	4	4	28	0	0	0	0
	Steve Konowalchuk	13	4	0	4	16	4	0	1	0
	Gabriel Landeskog	7	3	1	4	8	0	0	1	0
	Mats Sundin	6	3	1	4	6	1	0	0	0
	Blake Wesley	19	2	2	4	30	0	0	1	0
	Brandon Yip	6	2	2	4	6	0	0	0	0
97	Wendel Clark	6	1	2	3	6	0	0	0	0
	Andre Dupont	21	0	3	3	26	0	0	0	0
	Robbie Ftorek	5	1	2	3	17	1	0	0	0
	Dale Hoganson	11	0	3	3	12	0	0	0	0
	Darius Kasparaitis	21	0	3	3	18	0	0	0	0
	Ian Laperriere	19	1	2	3	46	0	0	0	0
	Jordan Leopold	7	0	3	3	0	0	0	0	0
	Cody McLeod	23	2	1	3	53	0	1	0	0
	Derek Morris	7	0	3	3	6	0	0	0	0
	PA Parenteau	7	1	2	3	2	0	0	0	0
	Andre Savard	9	3	0	3	2	0	2	1	0
	Teemu Selanne	10	0	3	3	2	0	0	0	0
	Karlis Skrastins	20	0	3	3	12	0	0	0	0
	Chris Stewart	6	3	0	3	4	0	0	1	0
	Ryan Wilson	8	0	3	3	2	0	0	0	0
	Craig Wolanin	17	2	1	3	16	0	0	0	0
113	Pierre Aubry	17	1	1	2	30	0	0	1	0
	Matthew Barnaby	11	0	2	2	27	0	0	0	0
	Tyson Barrie	3	0	2	2	0	0	0	0	0
	Bates Battaglia	7	0	2	2	4	0	0	0	0
	Bo Berglund	7	2	0	2	4	0	0	1	1
	Kyle Cumiskey	6	1	1	2	2	0	0	0	0
	Jeff Finger	5	0	2	2	4	0	0	0	0
	T.J. Galiardi	6	0	2	2	6	0	0	0	0
	Mario Gosselin (G)	29	0	2	2	4	0	0	0	0
	Dave Hannan	13	0	2	2	2	0	0	0	0
	Erik Johnson	7	1	1	2	2	0	0	0	0
	Andrei Kovalenko	10	1	1	2	4	0	0	0	0
	Antti Laaksonen	9	0	2	2	2	0	0	0	0
	Pierre Lacroix	8	0	2	2	10	0	0	0	0
	Brad Larsen	21	1	1	2	13	0	0	0	0
	Andrei Nikolishin	11	0	2	2	4	0	0	0	0
	Martin Rucinsky	6	1	1	2	4	1	0	0	0
	Warren Rychel	30	1	1	2	61	0	0	0	0
	Louis Sleigher	11	1	1	2	46	0	0	0	0
	Pierre Turgeon	5	0	2	2	6	0	0	0	0
	Brian Willsie	10	1	1	2	4	0	0	1	0
134	Craig Anderson (G)	6	0	1	1	0	0	0	0	0
	Peter Andersson	2	0	1	1	0	0	0	0	0
	Serge Aubin	22	0	1	1	10	0	0	0	0
	Andre Benoit	7	0	1	1	6	0	0	0	0
	Daniel Bouchard (G)	30	0	1	1	38	0	0	0	0
	Patrice Brisebois	9	0	1	1	4	0	0	0	0
	Mike Eagles	7	1	0	1	12	0	0	0	0
	Tom Fitzgerald	7	0	1	1	20	0	0	0	0
	Nate Guenin	7	0	1	1	4	0	0	0	0
	Ben Guite	10	1	0	1	14	0	1	0	0
	Scott Hannan	15	0	1	1	8	0	0	0	0
	Darby Hendrickson	6	1	0	1	2	0	0	0	0
	T.J. Hensick	2	0	1	1	0	0	0	0	0
	Joey Hishon	3	0	1	1	2	0	0	0	0
	David Jones	10	0	1	1	6	0	0	0	0
	Paul Kariya	1	0	1	1	0	0	0	0	0
	Janne Laukkanen	6	1	0	1	2	0	0	0	0
	Cody McCormick	4	0	1	1	7	0	0	0	0

ALL-TIME PLAYOFF SCORING LEADERS

PLAYOFF SCORING LEADERS

	PLAYER	GP	G	A	PTS	PIM	PP	SH	GW	OT
	Brett McLean	8	0	1	1	4	0	0	0	0
	Jeff Odgers	25	1	0	1	39	0	0	1	0
	Brad Richardson	9	1	0	1	6	0	0	0	0
	Kurt Sauer	22	1	0	1	12	0	0	0	0
	Gaston Therrien	8	0	1	1	4	0	0	0	0
	Ossi Vaananen	12	0	1	1	18	0	0	0	0
	Wally Weir	23	0	1	1	96	0	0	0	0
159	David Aebischer (G)	13	0	0	0	0	0	0	0	0
	Serge Bernier	1	0	0	0	0	0	0	0	0
	Craig Billington (G)	3	0	0	0	0	0	0	0	0
	Patrick Bordeleau	7	0	0	0	10	0	0	0	0
	Paul Carey	3	0	0	0	0	0	0	0	0
	Peter Budaj (G)	4	0	0	0	0	0	0	0	0
	Gino Cavallini	4	0	0	0	0	0	0	0	0
	Kim Clackson	5	0	0	0	33	0	0	0	0
	Marc-Andre Cliche	7	0	0	0	2	0	0	0	0
	Richard David	1	0	0	0	0	0	0	0	0
	Gilbert Delorme	2	0	0	0	5	0	0	0	0
	Gord Donnelly	14	0	0	0	53	0	0	0	0
	Shean Donovan	5	0	0	0	2	0	0	0	0
	Andre Dore	9	0	0	0	8	0	0	0	0
	Chris Durno	1	0	0	0	0	0	0	0	0
	Anders Eldebrink	1	0	0	0	0	0	0	0	0
	Stephane Fiset (G)	6	0	0	0	0	0	0	0	0
	Bob Fitchner	3	0	0	0	10	0	0	0	0
	John Garrett (G)	5	0	0	0	0	0	0	0	0
	Jean-Marc Gaulin	1	0	0	0	0	0	0	0	0
	Chris Gratton	11	0	0	0	27	0	0	0	0
	Jean Hamel	9	0	0	0	18	0	0	0	0
	Jan Hejda	7	0	0	0	6	0	0	0	0
	Matt Hendricks	6	0	0	0	0	0	0	0	0
	Ron Hextall (G)	5	0	0	0	0	0	0	0	0
	Jaroslav Hlinka	1	0	0	0	0	0	0	0	0
	Bill Huard	1	0	0	0	0	0	0	0	0
	Kerry Huffman	3	0	0	0	0	0	0	0	0
	Terry Johnson	2	0	0	0	0	0	0	0	0
	Dave Karpa	3	0	0	0	0	0	0	0	0
	Jari Kurri	4	0	0	0	0	0	0	0	0
	Rick Lapointe	3	0	0	0	0	0	0	0	0
	Paul MacDermid	3	0	0	0	2	0	0	0	0
	Clint Malarchuk (G)	7	0	0	0	15	0	0	0	0
	Brad Malone	6	0	0	0	2	0	0	0	0
	Greg Malone	2	0	0	0	0	0	0	0	0
	Jimmy Mann	18	0	0	0	82	0	0	0	0
	Bryan Marchment	7	0	0	0	4	0	0	0	0
	Brad May	3	0	0	0	0	0	0	0	0
	Chris McAllister	1	0	0	0	0	0	0	0	0
	Tony McKegney	7	0	0	0	0	0	0	0	0
	Bryan Muir	24	0	0	0	2	0	0	0	0
	Troy Murray	8	0	0	0	19	0	0	0	0
	Lee Norwood	3	0	0	0	2	0	0	0	0
	John Paddock	2	0	0	0	0	0	0	0	0
	Scott Parker	5	0	0	0	4	0	0	0	0
	Steve Patrick	3	0	0	0	6	0	0	0	0
	Scott Pearson	3	0	0	0	0	0	0	0	0
	Michel Plasse (G)	1	0	0	0	0	0	0	0	0
	Kevin Porter	4	0	0	0	0	0	0	0	0
	Kyle Quincey	6	0	0	0	8	0	0	0	0
	Yves Sarault	5	0	0	0	2	0	0	0	0
	Brent Severyn	8	0	0	0	12	0	0	0	0
	Jeff Shantz	6	0	0	0	4	0	0	0	0
	Wyatt Smith	1	0	0	0	0	0	0	0	0
	Garth Snow (G)	1	0	0	0	0	0	0	0	0
	Trevor Stienburg	1	0	0	0	0	0	0	0	0
	Ryan Stoa	1	0	0	0	2	0	0	0	0
	Maxime Talbot	7	0	0	0	4	0	0	0	0
	Jose Theodore (G)	19	0	0	0	0	0	0	0	0
	Jocelyn Thibault (G)	3	0	0	0	0	0	0	0	0
	Pascal Trepanier	2	0	0	0	0	0	0	0	0
	Darcy Tucker	6	0	0	0	2	0	0	0	0
	Radim Vrbata	9	0	0	0	0	0	0	0	0
	Semyon Varlamov	7	0	0	0	0	0	0	0	0
224	John Wensink	3	0	0	0	0	0	0	0	0

1981

PRELIMINARY ROUND

4/8 @ PHILADELPHIA	4-6	L
4/9 @ PHILADELPHIA	5-8	L
4/11 PHILADELPHIA	2-0	W
4/12 PHILADELPHIA	4-3*	W
4/14 @ PHILADELPHIA	2-5	L

PHILADELPHIA WON BEST-OF-FIVE SERIES 3-2

1982

DIVISION SEMIFINALS

4/7 @ MONTREAL	1-5	L
4/8 @ MONTREAL	3-2	W
4/10 MONTREAL	2-1	W
4/11 MONTREAL	2-6	L
4/13 @ MONTREAL	3-2*	W

QUEBEC WON BEST-OF-FIVE SERIES 3-2

DIVISION FINALS

4/15 @ BOSTON	3-4	L
4/16 @ BOSTON	4-8	L
4/18 BOSTON	3-2*	W
4/19 BOSTON	7-2	W
4/21 @ BOSTON	4-3	W
4/23 BOSTON	5-6*	L
4/25 @ BOSTON	2-1	W

QUEBEC WON BEST-OF-SEVEN SERIES 4-3

WALES CONFERENCE FINALS

4/27 @ NY ISLANDERS	1-4	L
4/29 @ NY ISLANDERS	2-5	L
5/1 NY ISLANDERS	4-5*	L
5/4 NY ISLANDERS	2-4	L

NEW YORK WON BEST-OF-SEVEN SERIES 4-0

1983

DIVISION SEMIFINALS

4/5 @ BOSTON	3-4*	L
4/7 @ BOSTON	2-4	L
4/9 BOSTON	2-1	W
4/10 BOSTON	1-2	L

BOSTON WON BEST-OF-FIVE SERIES 3-1

1984

DIVISION SEMIFINALS

4/4 @ BUFFALO	3-2	W
4/5 @ BUFFALO	6-2	W
4/7 BUFFALO	4-1	W

QUEBEC WON BEST-OF-FIVE SERIES 3-0

DIVISION FINALS

4/12 MONTREAL	4-2	W
4/13 MONTREAL	1-4	L
4/15 @ MONTREAL	1-2	L
4/16 @ MONTREAL	4-3*	W
4/18 MONTREAL	0-4	L
4/20 @ MONTREAL	3-5	L

MONTREAL WON BEST-OF-SEVEN SERIES 4-2

1985

DIVISION SEMIFINALS

4/10 BUFFALO	5-2	W
4/11 BUFFALO	3-2	W
4/13 @ BUFFALO	4-6	L
4/14 @ BUFFALO	4-7	L
4/16 BUFFALO	6-5	W

QUEBEC WON BEST-OF-FIVE SERIES 3-2

DIVISION FINALS

4/18 @ MONTREAL	2-1*	W
4/21 @ MONTREAL	6-4	L
4/23 MONTREAL	7-6*	W
4/25 MONTREAL	1-3	L
4/27 @ MONTREAL	5-1	W
4/30 MONTREAL	2-5	L
5/2 @ MONTREAL	3-2*	W

QUEBEC WON BEST-OF-SEVEN SERIES 4-3

WALES CONFERENCE FINALS

5/5 PHILADELPHIA	2-1*	W
5/7 PHILADELPHIA	2-4	L
5/9 @ PHILADELPHIA	2-4	L
5/12 @ PHILADELPHIA	5-3	W
5/14 PHILADELPHIA	1-2	L
5/16 @ PHILADELPHIA	0-3	L

PHILADELPHIA WON BEST-OF-SEVEN 4-2

1986

DIVISION SEMIFINALS

4/9 HARTFORD	2-3*	L
4/10 HARTFORD	1-4	L
4/12 @ HARTFORD	4-9	L

HARTFORD WON BEST-OF-FIVE SERIES 3-0

1987

DIVISION SEMIFINALS

4/8 @ HARTFORD	2-3*	L
4/9 @ HARTFORD	4-5	L
4/11 HARTFORD	5-1	W
4/12 HARTFORD	4-1	W
4/14 @ HARTFORD	7-5	W
4/16 HARTFORD	5-4*	W

QUEBEC WON BEST-OF-SEVEN SERIES 4-2

DIVISION FINALS

4/20 @ MONTREAL	7-5	W
4/22 @ MONTREAL	2-1	W
4/24 MONTREAL	2-7	L
4/26 MONTREAL	2-3*	L
4/28 @ MONTREAL	2-3	L
4/30 MONTREAL	3-2	W
5/2 @ MONTREAL	3-5	L

MONTREAL WON BEST-OF-SEVEN SERIES 4-3

1993

DIVISION SEMIFINALS

4/18 MONTREAL	3-2*	W
4/20 MONTREAL	4-1	W
4/22 @ MONTREAL	1-2*	L
4/24 @ MONTREAL	2-3	L
4/26 MONTREAL	4-5*	L
4/28 @ MONTREAL	2-6	L

MONTREAL WON BEST-OF-SEVEN SERIES 4-2

1995

CONFERENCE QUARTERFINALS

5/6 NY RANGERS	5-4	W
5/8 NY RANGERS	3-8	L
5/10 @ NY RANGERS	3-4	L
5/12 @ NY RANGERS	2-3*	L
5/14 NY RANGERS	4-2	W
5/16 @ NY RANGERS	2-4	L

NEW YORK WON BEST-OF-SEVEN SERIES 4-2

1996

CONFERENCE QUARTERFINALS

4/16 VANCOUVER	5-2	W
4/18 VANCOUVER	4-5	L
4/20 @ VANCOUVER	4-0	W
4/22 @ VANCOUVER	3-4	L
4/25 VANCOUVER	5-4*	W
4/27 @ VANCOUVER	3-2	W

COLORADO WON BEST-OF-SEVEN SERIES 4-2

CONFERENCE SEMIFINALS

5/2 CHICAGO	2-3*	L
5/4 CHICAGO	5-1	W
5/6 @ CHICAGO	3-4*	L
5/8 @ CHICAGO	3-2*	W
5/11 CHICAGO	4-1	W
5/13 @ CHICAGO	4-3*	W

COLORADO WON BEST-OF-SEVEN SERIES 4-2

WESTERN CONFERENCE FINALS

5/19 @ DETROIT	3-2*	W
5/21 @ DETROIT	3-0	W
5/23 DETROIT	4-6	L
5/25 DETROIT	4-2	W
5/27 @ DETROIT	2-5	L
5/29 DETROIT	4-1	W

COLORADO WON BEST-OF-SEVEN SERIES 4-2

STANLEY CUP CHAMPIONSHIP

6/4 FLORIDA	3-1	W
6/6 FLORIDA	8-1	W
6/8 @ FLORIDA	3-2	W
6/10 @ FLORIDA	1-0*	W

COLORADO WON BEST-OF-SEVEN SERIES 4-0

1997

CONFERENCE QUARTERFINALS

4/16 CHICAGO	6-0	W
4/18 CHICAGO	3-1	W
4/20 @ CHICAGO	3-4*	L
4/22 @ CHICAGO	3-6	L
4/24 CHICAGO	7-0	W
4/26 @ CHICAGO	6-3	W

COLORADO WON BEST-OF-SEVEN SERIES 4-2

CONFERENCE SEMIFINALS

5/2 EDMONTON	5-1	W
5/4 EDMONTON	4-1	W
5/7 @ EDMONTON	3-4	L
5/9 EDMONTON	3-2*	W
5/11 EDMONTON	4-3	W

COLORADO WON BEST-OF-SEVEN SERIES 4-1

WESTERN CONFERENCE FINALS

5/15 DETROIT	2-1	W
5/17 DETROIT	2-4	L
5/19 @ DETROIT	1-2	L
5/22 @ DETROIT	0-6	L
5/24 DETROIT	6-0	W
5/26 @ DETROIT	1-3	L

DETROIT WON BEST-OF-SEVEN SERIES 4-2

1998

CONFERENCE QUARTERFINALS

4/22 EDMONTON	2-3	L
4/24 EDMONTON	5-2	W
4/26 @ EDMONTON	5-4*	W
4/28 @ EDMONTON	3-1	W
4/30 EDMONTON	1-3	L
5/2 @ EDMONTON	0-2	L
5/4 EDMONTON	0-4	L

EDMONTON WON BEST-OF-SEVEN SERIES 4-3

1999

CONFERENCE QUARTERFINALS

4/24 @ SAN JOSE	3-1	W
4/26 @ SAN JOSE	2-1*	W
4/28 SAN JOSE	2-4	L
4/30 SAN JOSE	3-7	L
5/1 SAN JOSE	6-2	W
5/3 @ SAN JOSE	3-2*	W

COLORADO WON BEST-OF-SEVEN SERIES 4-2

CONFERENCE SEMIFINALS

5/7 DETROIT	2-3*	L
5/9 DETROIT	0-4	L
5/11 @ DETROIT	5-3	W
5/13 @ DETROIT	6-2	W
5/16 DETROIT	3-0	W
5/18 @ DETROIT	5-2	W

COLORADO WON BEST-OF-SEVEN SERIES 4-2

WESTERN CONFERENCE FINALS

5/22 @ DALLAS	2-1	W
5/24 @ DALLAS	2-4	L
5/26 DALLAS	0-3	L
5/28 DALLAS	3-2*	W
5/30 @ DALLAS	7-5	W
6/1 DALLAS	1-4	L
6/3 @ DALLAS	1-4	L

DALLAS WON BEST-OF-SEVEN SERIES 4-3

YEAR-BY-YEAR PLAYOFF RESULTS

2000

CONFERENCE QUARTERFINALS

4/13	PHOENIX	6-3	W
4/15	PHOENIX	3-1	W
4/17	@PHOENIX	4-2	W
4/19	@PHOENIX	2-3	L
4/21	PHOENIX	2-1	W

COLORADO WON BEST-OF-SEVEN SERIES 4-1

CONFERENCE SEMIFINALS

4/27	DETROIT	2-0	W
4/29	DETROIT	3-1	W
5/1	@DETROIT	1-3	L
5/3	@DETROIT	3-2*	W
5/5	DETROIT	4-2	W

COLORADO WON BEST-OF-SEVEN SERIES 4-1

WESTERN CONFERENCE FINALS

5/13	@DALLAS	2-0	W
5/15	@DALLAS	2-3	L
5/19	DALLAS	2-0	W
5/21	DALLAS	1-4	L
5/23	@DALLAS	2-3*	L
5/25	DALLAS	2-1	W
5/27	@DALLAS	2-3	L

DALLAS WON BEST-OF-SEVEN SERIES 4-3

2001

CONFERENCE QUARTERFINALS

4/12	VANCOUVER	5-4	W
4/14	VANCOUVER	2-1	W
4/16	@VANCOUVER	4-3*	W
4/18	@VANCOUVER	5-1	W

COLORADO WON BEST-OF-SEVEN SERIES 4-0

CONFERENCE SEMIFINALS

4/26	LOS ANGELES	3-4*	L
4/28	LOS ANGELES	2-0	W
4/30	@LOS ANGELES	4-3	W
5/2	@LOS ANGELES	3-0	W
5/4	LOS ANGELES	0-1	L
5/6	@LOS ANGELES	0-1*	L
5/9	LOS ANGELES	5-1	W

COLORADO WON BEST-OF-SEVEN SERIES 4-3

WESTERN CONFERENCE FINALS

5/12	ST. LOUIS	4-1	W
5/14	ST. LOUIS	4-2	W
5/16	@ST. LOUIS	3-4*	L
5/18	@ST. LOUIS	4-3*	W
5/21	ST. LOUIS	2-1*	W

COLORADO WON BEST-OF-SEVEN SERIES 4-1

STANLEY CUP CHAMPIONSHIP

5/26	NEW JERSEY	4-0	W
5/29	NEW JERSEY	1-2	L
5/31	@NEW JERSEY	3-1	W
6/2	@NEW JERSEY	2-3	L
6/4	NEW JERSEY	1-4	L
6/7	@NEW JERSEY	4-0	W
6/9	NEW JERSEY	3-1	W

COLORADO WON BEST-OF-SEVEN SERIES 4-3

2002

CONFERENCE QUARTERFINALS

4/18	LOS ANGELES	4-3	W
4/20	LOS ANGELES	5-3	W
4/22	@LOS ANGELES	1-3	L
4/23	@LOS ANGELES	1-0	W
4/25	LOS ANGELES	0-1*	L
4/27	@LOS ANGELES	1-3	L
4/29	LOS ANGELES	4-0	W

COLORADO WON BEST-OF-SEVEN SERIES 4-3

CONFERENCE SEMIFINALS

5/1	SAN JOSE	3-6	L
5/4	SAN JOSE	8-2	W
5/6	@SAN JOSE	4-6	L
5/8	@SAN JOSE	4-1	W
5/11	SAN JOSE	3-5	L
5/13	@SAN JOSE	2-1*	W
5/15	SAN JOSE	1-0	W

COLORADO WON BEST-OF-SEVEN SERIES 4-3

WESTERN CONFERENCE FINALS

5/18	@DETROIT	3-5	L
5/20	@DETROIT	4-3*	W
5/22	DETROIT	1-2*	L
5/25	DETROIT	3-2	W
5/27	@DETROIT	2-1*	W
5/29	DETROIT	0-2	L
5/31	@DETROIT	0-7	L

DETROIT WON BEST-OF-SEVEN SERIES 4-3

2003

CONFERENCE QUARTERFINALS

4/10	MINNESOTA	2-4	L
4/12	MINNESOTA	3-2	W
4/14	@MINNESOTA	3-0	W
4/16	@MINNESOTA	3-1	W
4/19	MINNESOTA	2-3	L
4/21	@MINNESOTA	2-3*	L
4/22	MINNESOTA	2-3*	L

MINNESOTA WON BEST-OF-SEVEN SERIES 4-3

2004

CONFERENCE QUARTERFINALS

4/7	DALLAS	3-1	W
4/9	DALLAS	5-2	W
4/12	@DALLAS	3-4*	L
4/14	@DALLAS	3-2*	W
4/17	DALLAS	5-1	W

COLORADO WON BEST-OF-SEVEN SERIES 4-1

CONFERENCE SEMIFINALS

4/22	@SAN JOSE	2-5	L
4/24	@SAN JOSE	1-4	L
4/26	SAN JOSE	0-1	L
4/28	SAN JOSE	1-0*	W
5/1	@SAN JOSE	2-1*	W
5/4	SAN JOSE	1-3	L

SAN JOSE WON BEST-OF-SEVEN SERIES 4-2

2006

CONFERENCE QUARTERFINALS

4/22	@DALLAS	5-2	W
4/24	@DALLAS	5-4*	W
4/26	DALLAS	4-3*	W
4/28	DALLAS	1-4	L
4/30	@DALLAS	3-2*	W

COLORADO WON BEST-OF-SEVEN SERIES 4-1

CONFERENCE SEMIFINALS

5/5	@ANAHEIM	0-5	L
5/7	@ANAHEIM	0-3	L
5/9	ANAHEIM	3-4*	L
5/11	ANAHEIM	1-4	L

ANAHEIM WON BEST-OF-SEVEN SERIES 4-0

2008

CONFERENCE QUARTERFINALS

4/9	@MINNESOTA	3-2*	W
4/11	@MINNESOTA	2-3*	L
4/14	MINNESOTA	2-3*	L
4/15	MINNESOTA	5-1	W
4/17	@MINNESOTA	3-2	W
4/19	MINNESOTA	2-1	W

COLORADO WON BEST-OF-SEVEN SERIES 4-2

CONFERENCE SEMIFINALS

4/24	@DETROIT	3-4	L
4/26	@DETROIT	1-5	L
4/29	DETROIT	3-4	L
5/1	DETROIT	2-8	L

DETROIT WON BEST-OF-SEVEN SERIES 4-0

2010

CONFERENCE QUARTERFINALS

4/14	@SAN JOSE	2-1	W
4/16	@SAN JOSE	5-6*	L
4/18	SAN JOSE	1-0*	W
4/20	SAN JOSE	1-2*	L
4/22	@SAN JOSE	0-5	L
4/24	SAN JOSE	2-5	L

SAN JOSE WON BEST-OF-SEVEN SERIES 4-2

2014

FIRST ROUND

4/17	MINNESOTA	5-4*	W
4/19	MINNESOTA	4-2	W
4/21	@MINNESOTA	0-1*	L
4/24	@MINNESOTA	1-2	L
4/26	MINNESOTA	4-3*	W
4/28	@MINNESOTA	2-5	L
4/30	MINNESOTA	4-5*	L

MINNESOTA WON BEST-OF-SEVEN SERIES 4-3

*OVERTIME DECISION

MOST SAVES BY AVALANCHE GOALTENDER, SINGLE PLAYOFF GAME

Sv	Goaltender	Date	Opponent	Result
63	Patrick Roy	June 10, 1996	at Florida	W, 1-0 3OT
56	Patrick Roy	May 16, 2001	at St. Louis	L, 3-4 2OT
53	Patrick Roy	April 20, 1997	at Chicago	L, 3-4 2OT
51	Craig Anderson	April 18, 2010	vs. San Jose	W, 1-0 OT
50	Jose Theodore	April 30, 2006	at Dallas	W, 3-2 OT

MISCELLANEOUS



AVALANCHE COMMUNICATIONS STAFF

Jean Martineau – Senior V.P. of Communications & Business Operations, jmartineau@pepsicenter.com, (303) 405-6005

Brendan McNicholas – Executive Director of Media Services, bmcnicholas@pepsicenter.com, (303) 405-6010

Ron Knabenbauer – Website/Media Relations Coordinator, rknabenbauer@pepsicenter.com, (303) 405-6006

Ryan Boulding – Website/Media Relations Coordinator, rboulding@pepsicenter.com, (303) 405-1100

IMPORTANT PHONE NUMBERS

Pepsi Center: (303) 405-1100; **PR Fax (Arena):** (303) 893-0614; **PR Fax (Practice Facility):** (303) 405-6039;

Press Box: (303) 575-1926

INTERVIEWS: Media requesting access to players or staff for interviews must contact Jean Martineau of the Avalanche Communications Department.

MEDIA AVAILABILITY ON THE ROAD: Avalanche players and the head coach will be available to the media after practices, after morning skates and post-game. There will be no availability at the team hotel.

CREDENTIALS: Credential requests must go through the Avalanche Communications Department. Single-game credentials will be granted to NHL accredited media with a written request submitted no later than 24 hours prior to game time. Full-season credentials will be granted only to those representing NHL accredited media who cover the Avalanche on a regular daily basis. All credentials are issued at the sole discretion of the Colorado Avalanche Hockey Club. Freelance writers and photographers requesting credentials will only be considered if they have provided a written verification of assignment. Credentials requested for those representing internet websites will only be considered if that website is affiliated with an accredited print, radio or television media outlet. In addition, the Avalanche does not credential "bloggers" unless they are affiliated with a traditional media outlet and does not credential online-only radio stations. Please fax written requests to the Colorado Avalanche Communications Office at (303) 893-0614 or e-mail to bmcnicholas@pepsicenter.com. Single game credentials may be picked up at the Media Will Call, located just inside the Media Entrance on the north side of the arena.

MEDIA ENTRANCE: Members of the working media enter Pepsi Center through the media entrance located on the north side of the arena near the loading dock (accessible through the valet parking lot). Once inside, to the right of the media will call table is the hallway leading to the press room and dark rooms (left side of the hallway), the press dining room (left side of the hallway) and the media elevators (right side of hallway).

MEDIA PARKING: Media parking is available on a limited basis. Contact a member of the Avalanche communications staff for more information.

PRESS ROOM: The working media room is located at ice level adjacent to the press dining room. Access to the working media room is reserved for those members of the media filing reports for daily newspapers or news outlets. The Avalanche will rely on members to maintain a courteous, professional atmosphere in the working media room. No smoking is allowed in working media areas at any time. Adjacent to the working media room is a radio workroom for use by members of the media using audio tape or recording equipment. Please use this room for filing audio reports or submitting sound bites.

PRESS SEATING: Press seating at Pepsi Center is assigned and is located on press level (level P). The elevator is located near the press room on the north side of the arena.

PRESS DINING ROOM: The media dining area is located adjacent to the press room. Food and beverages will be available to the working media beginning two hours prior to game time.

PHOTOGRAPHERS: Only those photographers on assignment will be allowed access to designated photography locations at rink level and in overhead positions. Spaces are reserved for local dailies, wire service photographers and visiting team photographers or photographers representing national media. Photography positions will be assigned by the Avalanche Communications Department. Photographers should check for location assignments in the press room before the game. Because of limited photography locations, it is not possible to accommodate freelance photographers. Photographers who are not assigned to ice-level positions may not shoot or stand in these areas.

DRESSING ROOMS: The dressing rooms will be open after the game to working media. The officials' dressing room is off limits to the media each game.

WIRELESS INTERNET: Wireless internet is available in the press box and media work room. Access passwords will be posted in the media room and the press box.

AVALANCHE PRACTICE FACILITY: During non-game days, the Avalanche practice at the South Suburban Family Sports Center, located in southeast Denver near the intersection of Arapahoe Road and Peoria Road (6901 South Peoria Street, Englewood, CO 80112)...From Denver International Airport take I-70 West to I-225 South...I-225 to I-25 South...exit Arapahoe Road and go left...travel for two miles to Peoria...make a right onto Peoria...facility is two blocks on the right...media may enter through the main entrance on the south end of the facility.



Seen in more than 3.1 million homes in a 10 state territory, Altitude is the television home of the Denver Nuggets, Colorado Avalanche, Colorado Mammoth, Colorado Rapids, Colorado Eagles, Denver Outlaws, the Rocky Mountain Athletic Conference, University

of Denver sports (soccer, volleyball, gymnastics and lacrosse), as well as other local and regional sports, entertainment and public service programming. A full list of Altitude programming and other information can be found at www.altitude.tv.



MICHAEL HAYNES
 TELEVISION PLAY-BY-PLAY
 ANNOUNCER



PETER McNAB
 TELEVISION COLOR ANALYST



MARC MOSER
 RADIO PLAY-BY-PLAY ANNOUNCER

ALTITUDE RADIO NETWORK

Mile High Sports Radio is the Colorado Avalanche's flagship station, with games airing on AM 950 in partnership with Entercom. Select Avalanche games will air on AM 1340 throughout the season. Mile High Sports Radio is also the radio home of the Denver Nuggets (AM 950), Colorado Rapids and Denver Pioneer Basketball. Mile High Sports Radio provides local and national sports talk content on AM 1340 across the Colorado Front Range and worldwide at www.milehighsports.com.

Altitude Radio Network also broadcasts Avalanche games on its radio affiliates outside of the Denver metro area, including the following stations:

KRWZ 950 AM	Denver, CO	KRSJ 100.5 FM	Durango, CO
MHSR *KDCO AM 1340	Denver, CO – Mile High Sports Radio (Combination Night Radio)	KSIR 1010 AM	Fort Morgan, CO
	Pepsi Center In-House Signal	KZBR 97.1 FM	Alamosa, CO
N/A 95.1 FM	Colorado Springs, CO	KNAM 1490 AM	Silt and Rifle, CO
KCSF 1300 AM	Wray, CO	KWUF 1400 AM	Pagosa Springs, CO
KRDZ 1440 AM	Sterling, CO	KHYY 106.9	Scottsbluff, NE
KSTC 1230 AM	Grand Junction, CO	KBFS 1450 AM	Belle Fourche, SD
KTMM 1340 AM	Basalt/Aspen, CO	KYDT 103.1 FM	Sundance, WY
KNFO 106.1 FM		KTYV 98.9 FM	Steamboat Springs, CO

A full list of the Altitude Radio Network's 2015-2016 affiliates can be found at www.altitude.tv and www.coloradoavalanche.com.

ALTITUDE EXECUTIVES

Ben Boylan	President, Altitude Sports
Tom Philand	Executive Vice President, Chief Marketing Officer
Phillip Mallios	Sr. Vice President – Affiliate Sales & Marketing
David Zur	Sr. Vice President – Operations & Engineering
Dave Fleck	Sr. Vice President – Partnership Marketing & Media Sales
Billi Capra	Vice President of Broadcast Services
Michael Ceilley	Vice President of Strategic Partnerships & Digital Sales
Doug Menzies	Senior Producer/ Director – Avalanche
Scott Bay	Senior Producer/ Director – Nuggets
Jason Kosmicki	Executive Producer, Altitude Radio Network



Kroenke Sports & Entertainment

MEMORIES ARE PLAYED HERE.

Kroenke Sports & Entertainment is committed to providing world class sports and entertainment for both live and broadcast audiences.

We will welcome fans into our venues as family, providing respect and care from the purchase of a ticket, to the drive home.

We will celebrate the best in sport and entertainment by recognizing the diversity and human spirit around us, and by working within our community to improve the lives of all those within the community.

We will strive to perform this mission within a viable and self-sustaining business model.



JIM MARTIN
PRESIDENT &
CHIEF EXECUTIVE OFFICER



MATT HUTCHINGS
EXECUTIVE VICE PRESIDENT &
CHIEF OPERATING OFFICER



BRUCE GLAZER
EXECUTIVE VICE PRESIDENT &
CHIEF FINANCIAL OFFICER



TOM PHILAND
EXECUTIVE VICE PRESIDENT &
CHIEF MARKETING OFFICER



STEPHEN STIENEKER
EXECUTIVE VICE PRESIDENT &
GENERAL COUNSEL



BEN BOYLAN
PRESIDENT & CHIEF EXECUTIVE OFFICER,
ALTITUDE SPORTS & ENTERTAINMENT



DAVID BURKE
SENIOR VICE PRESIDENT &
CHIEF TICKETING OFFICER



MARK WAGGONER
SENIOR VICE PRESIDENT,
FINANCE



DOUG ACKERMAN
SENIOR VICE PRESIDENT,
VENUE FINANCE



DAVE JOLETTE
SENIOR VICE PRESIDENT,
VENUE OPERATIONS



RYAN BRACH
SENIOR VICE PRESIDENT,
PARTNERSHIP MARKETING



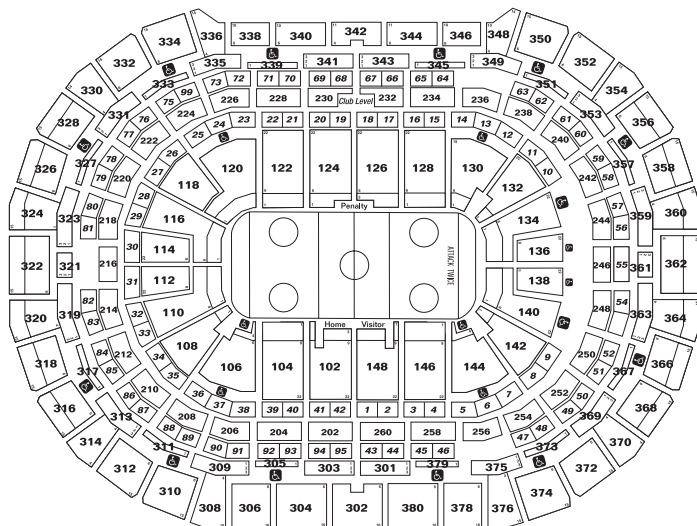
SEAN REAM
VICE PRESIDENT,
TICKET SALES & SERVICE



TOMAGO COLLINS
VICE PRESIDENT,
COMMUNICATIONS



DEB DOWLING-CANINO
VICE PRESIDENT, COMMUNITY RELATIONS
& FAN DEVELOPMENT



GIVING BACK TO OUR COMMUNITY

The Colorado Avalanche is committed to improving the lives of families and children in Colorado through a comprehensive program of education, health & fitness, community initiatives and special events. Our players, coaches and staff are active participants in the community, dedicating many off-the-ice hours to visiting schools, hosting youth hockey clinics, lifting the spirits

of young patients in the hospital and attending fundraising events that benefit Kroenke Sports Charities. Since arriving in Denver in 1995, the Colorado Avalanche Charity Fund has made donations in excess of \$16 million to local charities throughout Colorado.

COMMUNITY RELATIONS

The Colorado Avalanche is proud to support a number of youth programs that focus on education, health & fitness and teamwork. Every year, players and coaches can be found in the classroom using hockey principles to keep students excited about learning. The team is also committed to helping children with health and athletic programs by having the players and coaches share their knowledge about fitness, nutrition and hockey skills.

The education, health & fitness and athletic programs of the Colorado Avalanche include:

- Av for a Day**
- Avalanche Player Clinics**
- Break the Ice**
- Future Goals**
- Street Avalanche**

For more information on the Avalanche's community programs, visit www.coloradoavalanche.com

KROENKE SPORTS CHARITIES EVENTS

Colorado Avalanche Charity Golf Classic - 9.15.15

Children's Hospital Colorado Visit

Mile High Dreams Gala - 1.11.16

Avalanche Charity Brunch hosted by Avs Better Halves - **3.6.16**

Proceeds from all special events benefit Kroenke Sports Charities, which supports education, health & fitness initiatives for children and families. For more information about events, contact (303) 405-1325 or visit www.coloradoavalanche.com

HOCKEY TOURNAMENTS

Avalanche Alumni Open: Adult Hockey Tournament
Quebec International Pee Wee Qualifier & Tournament

NOVEMBER

SUN	MON	TUE	WED	THU	FRI	SAT
ALZ 1:00 SJ	1	2 ALZ 7:00 CGY	3	4 ALZ 7:00 ARI	5 ALZ 7:00 NYR	6
8	9 ALZ 5:00 PHI	10	11 ALZ 5:00 BOS	12	13	14 ALZ 5:00 MTL
15	16 ALZ 5:30 TOR	17	18 ALZ 5:00 PIT	19	20 ALZ 5:00 WAS	21
22 ALZ 6:00 WPG	23	24 ALZ 7:30 OTT	25	26	27 ALZ 6:00 WPG	28
29 ALZ 5:00 NYI	30	WATCH OUR AVALANCHE WEEKLY SHOW ON ALTIMITUDE EVERY WEDNESDAY AT 4:30 PM				

JANUARY

SUN	MON	TUE	WED	THU	FRI	SAT
LISTEN TO AVALANCHE GAMES ON 950AM					1 8:00 CGY	2
3	4 7:00 LA	5 8:00 STL	6	7 7:00 NSH	8	9
10 5:00 CHI	11	12 7:00 TB	13 8:00 NJ	14	15 5:00 CBJ	16
17 6:00 WPG	18	19 8:00 BUF	20	21 7:00 STL	22 6:00 DAL	23
24	25 8:00 S.J	26 8:30 LA	27	28	29	30
31						

MARCH

SUN	MON	TUE	WED	THU	FRI	SAT
		ALT 6:00 MIN	1	2 ALT 7:00 FLA	3	4 ALT 1:00 NSH
6	7 7:00 ARI	8	9 8:00 ANA	10	11	12 5:00 WPG
13	14	15	16 ALT 8:00 VAN	17	18 ALT 7:00 CGY	19
20 ALT 7:30 EDM	21	22	23	24 ALT 7:00 PHI	25	26 ALT 1:00 MIN
27 ALT 6:00 NSH	28 6:30 STL	29	30	31		

Altitude

Altitude
www.altitude.tv

ALT = ALTITUDE SPORTS & ENTERTAINMENT
ALT2 = VISIT ALTITUDE.TV FOR CHANNEL NUMBERS
Check local listings for channel location. Programming subject to change

TO PURCHASE AVS TICKETS

ALTITUDETICKETS.COM
 **ALTITUDE
TICKETS**
 202.892.TIXS

ONLINE: WWW.ALTITUDETICKETS.COM
BY PHONE: 303.893.TIXS

250

Altitude[®] sports



Peter McNab



Mike Haynes



YOUR HOME OF THE COLORADO AVALANCHE

Televising 70 games throughout the regular season
with pre and post game shows for every game.

COMCAST CH 25 & HD 725 DISH CH 413 DIRECTV CH 681 & HD 681-1



[TWITTER.COM/ALTITUDETV](https://twitter.com/ALTITUDETV)



[FACEBOOK.COM/ALTITUDETV](https://facebook.com/ALTITUDETV)

20 YEARS ON ICE



pepsi®



OFFICIAL SOFT DRINK OF THE COLORADO AVALANCHE