


# LA KINGS



## Media Guide

2009-10



PRIDE=PASSION=POWER

1.888.KINGS.LA

LAKINGS.COM



**PRIUS**



**CAMRY**



**HIGHLANDER**

# HAT TRICK



Options shown. ©2009 Toyota Motor Sales, U.S.A., Inc.



# 2009 2010

## TABLE OF CONTENTS

Table of Contents, Dedications.....	1-2
Staff Directory.....	4-5

### THE STAFF

Ownership, Executive Bios.....	6-8
Business Operations Bios.....	9-11
Business Operations Staff Photos.....	12-14
Hockey Operations Bios.....	15-25
Hockey Operations Staff Photos.....	26
Broadcasters Bios.....	27-28

### THE PLAYERS

Players Bios.....	30-71
Players In The System.....	72-80
Prospects.....	81-83
2009 NHL Entry Draft Selections.....	84

### IN THE COMMUNITY

In The Community.....	86-87
Alumni Association.....	88-89
Hall of Fame.....	90-91
Team Mascot.....	92

### LAST SEASON

2008-09 Final Stats.....	98
2008-09 Final Standings.....	99
2008-09 Game-By-Game Results.....	100-101
2008-09 Player Game-By-Game Results.....	102-106
2008-09 Season Transactions.....	107

### ALL-TIME RECORDS

Seasons In Review.....	110-150
All-Time Record Year-By-Year, Home, Road.....	151-152
All-Time Record vs. Opponents, Home, Road.....	152-153
All-Time Coaching Records, Coaching Year-By-Year, Fastest 100 Wins As Coach.....	154
All-Time Scoring.....	155-158
All-Time Goaltender Stats.....	159
All-Time Leaders Year-By-Year.....	160
All-Time Goaltender Leaders Year-By-Year.....	161
All-Time Top Ten, All-Time Goal Leaders By Position.....	162-164
All-Time Season Bests.....	165-166
All-Time Hat Tricks.....	167-168
All-Time Shutouts.....	169-170
All-Time Team Records.....	171-173
All-Time Power Play And Penalty Kill Stats.....	173
All-Time Individual Player Records.....	174-176

All-Time Streaks.....	177-179
All-Time Overtime Record Year-By-Year, vs. The NHL.....	180
All-Time Overtime Goal Scorers.....	181
All-Time Overtime Goal Leaders, Career Overtime Goals Scored By Current Kings.....	182
All-Time, 2008-09 Shootout Stats.....	183
All-Time Shootout Records.....	184
All-Time Shootout Record vs. NHL.....	185
All-Time Penalty Shots For.....	186
All-Time Penalty Shots Against.....	187
All-Time Records on Homestands.....	188
All-Time Records on Road Trips.....	189
All-Time Year-By-Year Situational Stats.....	190-191
All-Time Highest Scoring Games.....	192
All-Time Best Months In Kings History.....	193
The Last Time.....	194-196
Buzzer Beaters/Goalies With Three Shutouts vs. Kings.....	196
All-Time Kings To Score In NHL Debut, Teenagers To Play For Kings, Captains.....	197
All-Time Opening Night History, General Managers.....	198
All-Time NHL Award Winners, Kings In NHL All-Star Game.....	199-200
All-Time Team Award Winners.....	201-203
All-Time Roster.....	204-207
All-Time Amateur Draft Choices.....	208-211
All-Time Trades.....	212-217
All-Time Uniform Numbers.....	218-222
All-Time Home Attendance Year-By-Year.....	223
Retired Numbers.....	224-228
Luc Robitaille Hall of Fame Induction.....	229-231

### PLAYOFF RECORDS

Playoff Record Year-By-Year, Home, Road.....	234-235
Playoff Record vs. Opponents, Home, Road.....	236-237
Playoff History.....	238-239
Best of Seven Playoff Scenarios.....	240
Playoff Scoring.....	241-242
Playoff Goaltender Stats, Top Five.....	243
Playoff Hat Tricks, Shutouts, Penalty Shots For, Against, Coaching Records.....	244
Playoff Team Records.....	245-246
Playoff Individual Player Records.....	247-248
Playoff GWG/PPG/SHG Leaders.....	249
Playoff Overtime Games, Overtime Scoring.....	250

Toyota. A proud sponsor of the L.A. Kings for 20 years.



LAKINGS.COM





## THE OPPONENTS

Team Directories, All-Time Records  
Year-By-Year, Fast Facts. . . . . 252-280

## MEDIA INFORMATION

Media Info . . . . . 282  
TV/Radio Info . . . . . 283  
2009-10 Broadcast Schedule . . . . . 284-285  
Communications Bios. . . . . 286  
NHL Directory, Alignment, Playoff Format . 287  
NHL Critical Dates . . . . . 288  
NHL Hockey Operations. . . . . 290-291  
NHL On-Ice Officials. . . . . 292  
How To Figure . . . . . 294

## AEG

STAPLES Center . . . . . 296-298  
STAPLES Center Foundation . . . . . 299  
Minor League Affiliates,  
European Division . . . . . 302  
History Of The Kings. . . . . 303-305  
Garnet "Ace" Bailey, Mark Bavis Tribute. . . 306



## Written & Edited By:

Kings Communications Department:  
Michael Altieri, Vice President  
Jeff Moeller, Senior Director  
Mike Kalinowski, Manager  
Jeremy Zager, Supervisor  
Nick Nickson

## Photography:

Bernstein Associates:  
Andrew D. Bernstein, Noah Graham  
NHL Images  
Getty Images  
Wen Roberts

## Special Thanks To:

Nick Salata, Jodi Cohen and Chromatic Inc.

## Cover Design:

Adrenalin

## Designed & Produced By:

Chromatic, Inc., Glendale, CA

# Kings 2009-10 Media Guide Dedication



## Larry Regan

Larry Regan, the Kings first General Manager in team history, passed away in March, 2009, at the age of 78.

Regan joined the Kings organization in 1966 as he was named Head Scout for owner Jack Kent Cooke's expansion hockey team. As such, Regan spent endless hours during the winter of '66 studying hockey players from coast to coast and earmarking his choices for the historic NHL expansion of 1967.

Cooke named Regan General Manager of the Kings following the draft meetings. Regan served as Kings GM from 1967-73. Regan's Kings finished their first season in the NHL with a record of 31-33-10, and that record still remains as one of the best ever put together by an expansion team in professional sports.

His Kings advanced to the playoffs in each of his first two seasons as General Manager, with the 1969 playoff team advancing to the West Division Semifinals before falling to St. Louis. During his tenure as the Kings GM, the Kings had an overall record of 154-268-67 in the regular season and a 7-11 record in the postseason.

Regan served as both the General Manager and the Head Coach of the Kings for the entire 1970-71 season and for the first month of the 1971-72 season, compiling a record of 27-47-14 behind the Kings bench.

Regan's NHL career began in 1956-57 with the Boston Bruins, where he was named the Calder Cup Award winner as the NHL's outstanding rookie. He also played for Toronto, and in all he saw action in 280 games, recording 136 points (41-95=136).

"Larry was a fierce competitor both as a player and a general manger," said long-time Kings broadcaster Bob Miller. "His focus was always making the Kings competitive and successful. He brought in some of the best-known players in Kings history such as Eddie Joyal, Bill Flett, Rogie Vachon, Bob Berry, Juha Widing, Butch Goring and Bob Pulford as coach."

# GREAT KINGS MOMENTS IN STAPLES CENTER HISTORY



**April 4, 2009 – Luc Robitaille, Wayne Gretzky, Marcel Dionne, Dave Taylor and Rogie Vachon – the five men to have their jerseys retired - were all together for the first time ever.**



THE STAFF



# KINGS 2009-2010 STAFF DIRECTORY

**STAPLES Center**  
1111 South Figueroa Street  
Los Angeles, CA 90015  
213-742-7100

**Toyota Sports Center**  
555 North Nash Street  
El Segundo, CA 90245  
310-535-4500

<b>OWNERSHIP</b>	Owner ..... Philip F. Anschutz Owner ..... Edward P. Roski, Jr. Governor ..... Timothy J. Leiweke Chief Operating Officer/Chief Financial Officer ..... Dan Beckerman
<b>KINGS EXECUTIVE</b>	President/General Manager, Alternate Governor ..... Dean Lombardi President, Business Operations, Alternate Governor ..... Luc Robitaille Chief Marketing Officer/Senior Vice President ..... Chris McGowan Executive Administrative Assistant to the Governor ..... Carla Garcia Executive Assistant to Chief Operating Officer/ Chief Financial Officer ..... Karen Zamora Executive Assistant to President/General Manager ..... Tiffany Grommon Executive Assistant to President, Business Operations ..... Kehly Sloane Executive Assistant to Chief Marketing Officer ..... Alicia Gonzalez
<b>HOCKEY OPERATIONS</b>	Vice President/Assistant General Manager ..... Ron Hextall Special Assistant to the General Manager ..... Jack Ferreira Vice President/Hockey Operations and Legal Affairs ..... Jeff Solomon Director of Team Operations ..... Marshall Dickerson
<b>COACHES</b>	Head Coach ..... Terry Murray Assistant Coaches ..... Mark Hardy, Jamie Kompon Goaltending Coach ..... Bill Ranford Video Coordinator ..... Ryan Colville
<b>PLAYER DEVELOPMENT</b>	Player Development ..... Nelson Emerson Pro Development and Special Assignments ..... Mike O'Connell Goaltender Development ..... Kim Dillabaugh
<b>TRAINING STAFF - MEDICAL</b>	Head Athletic Trainer ..... Chris Kingsley Director of Rehabilitation/Assistant Athletic Trainer ..... Joe Caligiuri Strength and Conditioning Coach ..... Tim Adams Assistant Athletic Trainer ..... Myles Hirayama Massage Therapist ..... Eric Ford
<b>TRAINING STAFF - EQUIPMENT</b>	Head Equipment Manager ..... Darren Granger Assistant Equipment Managers ..... Corey Osmak, Dana Bryson
<b>MEDICAL</b>	Team Physician ..... Dr. Ronald Kvitne Team Internist ..... Dr. Michael Mellman Team Dentist ..... Dr. Jeffrey Hoy Team Ophthalmologist ..... Dr. Howard Lazerson
<b>SCOUTS/ HOCKEY OPERATIONS</b>	Scouting Operations Coordinator ..... Lee Callans Pro Scouts ..... Rob Laird, Bob Berry, Oto Hascak, Steve Greeley, Alyn McCauley Co-Directors of Amateur Scouting ..... Mark Yannetti, Michael Futa Amateur Scout - Western Canada ..... Brent McEwen Amateur Scout - United States ..... Tony Gasparini Amateur Scout - Quebec/Maritimes ..... Denis Fugere Amateur Scout - Europe ..... Todd Woodcroft Amateur Scout - Northeastern United States ..... Bob Crocker Collegiate Scout - Western ..... Mike Donnelly Collegiate Scout - Eastern ..... Mark Mullen Video Technicians ..... Bob Friedlander, Bill Gurney
<b>BROADCASTERS</b>	TV Play-by-Play Announcer ..... Bob Miller Radio Play-by-Play Announcer ..... Nick Nickson TV Color Commentator ..... Jim Fox Radio Color Commentator ..... Daryl Evans
<b>COMMUNICATIONS</b>	Vice President, Communications and Broadcasting ..... Michael Altieri Senior Director, Communications ..... Jeff Moeller Manager, Communications ..... Mike Kalinowski Supervisor, Communications and Broadcasting ..... Jeremy Zager Manager, Web Content ..... Thomas LaRocca Manager, Production/Host - Kings Vision ..... Heidi Androl Associate Producer/Editor ..... Aaron Brenner Coordinator, New Media ..... Mario Herrera Office Assistant/Social Networking Coordinator ..... Melody Huskey Team Photographers ..... Andrew D. Bernstein, Noah Graham

## FAN DEVELOPMENT & COMMUNITY RELATIONS

Director, Fan Development/Community Relations ..... James Cefaly  
Manager, Community Relations ..... Jennifer Pope  
Manager, Fan Development ..... Chris Crotty  
Account Executives, Fan Development ..... Hillary Hodding, Chris Bain  
Coordinator, Community Relations ..... Danielle Prado  
Coordinator, Fan Development and  
Community Relations ..... Lauren Wiedmeier

## FINANCE

Vice President, Finance ..... Peter Mazur  
Accounts Payable ..... Charles Borjon  
Staff Accountant ..... Yvonne Luong

## GLOBAL PARTNERSHIPS

Senior Vice President, Corporate Partnerships ..... Bill Pedigo  
Senior Vice President, Partnership Activation ..... Tracy Hartman  
Vice President, Partnership Activation ..... Kelly Staley  
Director, Partnership Activation ..... Russell Silvers  
Director, Partnership Activation ..... Andrea Bailey  
Director, Corporate Partnerships ..... Nick Baker  
Director, Corporate Partnerships ..... Josh Veilleux  
Coordinator, Corporate Partnerships ..... Katie Ranne  
Director, Partnership Activation ..... Todd Kline  
Manager, Partnership Activation ..... Danny Melvin  
Manager, Partnership Activation ..... Daniele Doberman  
Account Executive, Partnership Activation ..... Nam McGrail  
Account Executive, Partnership Activation ..... Jason Corkrum  
Coordinator, Partnership Activation ..... Therese Nguyen

## HUMAN RESOURCES

Manager, Human Resources ..... LaShawnda Mikhael

## LEGAL

Vice President and Senior Counsel ..... John Keenan

## MARKETING & PROMOTIONS

Senior Director, Marketing & Promotions ..... Jonathan Lowe  
Director, Game Presentation and Events ..... Jon Adams  
Manager, Special Services ..... Heather Bardocz  
Manager, Game Presentation and Events ..... Brooklyn Boyars  
Coordinator, Marketing and Promotions ..... Andy Liu  
Coordinator, Game Presentation ..... Tim Smith  
Public Address Announcer ..... David Courtney  
Music Director ..... Dieter Ruehle

## MERCHANDISE

Vice President, Merchandising ..... Sean Ryan  
GM Team LA ..... Aaron Fell  
Event Manager/Kings Merchandise ..... Michael Gillespie

## TICKET SALES & SERVICE

Vice President, Ticket Sales & Service ..... Kelly Cheeseman  
Director, Ticket Sales and Service ..... Josh Bender  
Director, Ticket Operations ..... Elizabeth Tockstein  
Sales and Marketing Database Manager and Analyst ..... Aaron LeValley  
Senior Sales Executive ..... Kyle Steeves  
Senior Sales Executive ..... Adam Fogach  
Account Executives, Ticket Sales ..... Adam Cheever, DeMarcus Williams,  
Rachelle Lennox, Mike Christensen,  
Kabir Mohindra, Ryan Miller, Callan McCollister  
Season Ticket Service Executives ..... Scott Servetnick, Jeffrey Monahan,  
Cory Romero, Scott Mahkorn  
Sales, Service and Operations Assistant ..... Kristin Hilliard  
Sales and Service Coordinator ..... Kevin Polizzotto  
Ticket Operations Coordinator ..... Samantha L. ewis

## GROUP SALES

Senior Vice President, Sales ..... Carola Ross  
Vice President, Sales ..... Matt Rosenfeld  
Manager, Group Sales ..... Mason Donley  
Senior Account Executive, Group Sales ..... Aaron Kulik  
Account Executives, Group Sales ..... Casey Davidson, Zack Kazdoy,  
Nicole Musso, Scott Sawyer, Amanda Varela,  
Jared Doud, Brandon Koller, Gary Burns  
Coordinator, Group Sales ..... Katie Tibbs

STAPLES Center  
Opened: October, 1999  
Seats for Hockey: 18,118 Rink Dimensions: 200 feet by 85 feet

**TEAM COLORS:** Purple, Silver, Black, White

**TELEVISION:** FS West **RADIO FLAGSHIP:** KTLK AM 1150

**MINOR LEAGUE AFFILIATES:** Manchester Monarchs (AHL); Ontario Reign (ECHL)





## PHILIP F. ANSCHUTZ

### Owner

Philip F. Anschutz assumed ownership of the Los Angeles Kings in October of 1995. Mr. Anschutz, 69, is owner of the The Anschutz Corporation, Denver, Colorado. The company's major business interests are in the fields of natural resources, transportation, real estate and lodging, entertainment and communications.



## EDWARD P. ROSKI, JR.

### Owner

As Chairman and Chief Executive Officer of one of the oldest and largest privately held real estate companies in the United States, Edward P. Roski, Jr., took over ownership of the Los Angeles Kings with Philip F. Anschutz in October, 1995. Mr. Roski's expertise in real estate development played a key role as he helped lead the L.A. Arena Company's efforts to create STAPLES Center in Los Angeles.

His company, Southern California-based Majestic Realty Co., was built upon the entrepreneurial vision of his father, Edward P. Roski, Sr., who founded the company in 1948. Majestic, whose corporate offices are located in Los Angeles, has long been a top developer in the area, owning approximately 70 million square feet of commercial real estate across the United States.

A graduate of the University of Southern California in 1962 with a Bachelor of Science degree in finance and real estate, Mr. Roski served as an officer in the United States Marines from 1962 to 1966. Born and raised in Southern California, he is also a graduate of Loyola High School.

Mr. Roski's other involvements include serving on the Board of Governors of the Bowers Museum of Cultural Art; Natural History Museum of Los Angeles County; Board of Trustees of the Los Angeles County Museum of Art; Board of Trustees of the California Science Center; Board of Trustees of National Geographic Society; Board of Directors of the Los Angeles Sports & Entertainment Commission; Board of Regents, Loyola High School and Chairman of the Board of Trustees at the University of Southern California.

An avid cyclist and mountain climber, Mr. Roski and his wife, Gayle, live in Los Angeles.



## TIMOTHY J. LEIWEKE

### Governor

One of today's true leaders in the professional sports and entertainment industry, Timothy J. Leiweke serves as President & CEO of AEG, a collection of companies owned or operated by the organization considered to be one of the world's leading presenters of sports and entertainment programming.

Now in his fourteenth year with AEG, and recently selected by the L.A. Times as one of the 100 most influential people in southern California and by the Sports Business Journal as Sports Executive of the Year, Leiweke has acquired or merged more than 50 divisions and companies whose alliances create a global live entertainment organization capable of developing, producing, promoting, marketing and managing sports and entertainment programming in both facilities owned and operated by AEG as well as other venues. AEG divisions such as AEG Live, devoted to all aspects of creating, producing and promoting live entertainment, AEG Facilities, developers and operators of such venues as STAPLES Center (Los Angeles, CA), The Home Depot Center (Carson, CA), Sprint Center (Kansas City, MO), The Rose Garden (Portland, OR), Target Center (Minneapolis, MN), WaMu Theater (Seattle, WA), Nokia Theatre L.A. LIVE, Nokia Theatre Times Square, Acer Arena (Sydney, AU), Wukesong Basketball Arena (Beijing), Color Line Arena (Hamburg), O2 World arena (Berlin) and The O2, a 28-acre development located in the eastern part of London which includes a 20,000 seat arena and over 650,000sf of leisure and entertainment use; AEG Global Partnerships; AEG Sports; AEG Merchandising; AEG Marketing, AEG Real Estate and AEG Creative all operate under his direction.

As President of STAPLES Center, twice recipient of Pollstar's "Arena of the Year" award, Leiweke was responsible for the overall development of the downtown showplace for major events and performances. Built under his direction in a record 18 months, STAPLES Center is home to four professional sports franchises – the Los Angeles Lakers, Los Angeles Kings, Los Angeles Clippers and Los Angeles Sparks – the most prestigious concerts and shows including Bruce Springsteen and the E Street Band (who played the arena's first ever public event on October 17, 1999), the Eagles, U2, Paul McCartney, The Rolling Stones, Fleetwood Mac, Justin Timberlake, Christina Aguilera, Prince, Usher, Kenny Chesney, The Police and Rod Stewart. Leiweke played a major role in bringing events to Los Angeles and STAPLES Center such as the 2000 Democratic National Convention, the 2009 ISU World Figure Skating Championships, the 2002 NHL All-Star Game, the 2004 NBA All-Star Game, eight of the last nine Annual Grammy Awards shows and recurring events such as the Pac 10 Mens Basketball Championships and the X Games.

Leiweke guided the creation of The Home Depot Center, built on the campus of California State University Dominguez Hills in Carson, California. The \$150 million development (the largest-ever private investment in amateur athletics) which has been designated an official U.S. Olympic Training Site, is southern California's home of world-class competition and training facilities. The 85-acre development features a 13,000-seat stadium for tennis, 27,000-seat stadium for soccer and outdoor concerts, a facility for track & field and a 2,400-seat indoor velodrome as well as the David Beckham Academy and (Andre) Agassi's Safe Passage All Stars program.

Leiweke now turns his attention to overseeing the final development and overall management of the new L.A. LIVE, a four million square foot / \$2.5 billion downtown Los Angeles sports, residential and entertainment district adjacent to STAPLES Center and the Los Angeles Convention Center featuring Club Nokia, a 2,300 capacity live music venue, Nokia Theatre L.A. LIVE, a 7,100-seat live theatre, a 54-story, 1001-room convention "headquarters" destination (featuring The Ritz Carlton and JW Marriott hotels and 224 luxury condominiums – The Ritz Carlton Residences at L.A. LIVE – all in a single tower, opening first quarter, 2010), a 14-screen Regal Cineplex, "broadcast" facilities for ESPN along with entertainment, residential, restaurant and office space.

In addition to the Los Angeles Kings and Major League Soccer's Los Angeles Galaxy, AEG Sports oversees professional sports franchises such as the Houston Dynamo (MLS), the Los Angeles Sol (WPS), the Manchester (New Hampshire) Monarchs (AHL), the Reading Royals (ECHL), and two professional ice hockey teams in Europe – the Berlin Eisbären and Hamburg Freezers in addition to directing the operations of events such as the Amgen Tour of California cycling road race, ING Bay to Breakers foot race (San Francisco). Leiweke also serves on the Los Angeles Lakers Board of Directors representing private ownership shares of the Los Angeles Lakers organization.

Leiweke initiated the formation and direction of the Kings Care Foundation, which was awarded the 1999 Pro Team Community Award given annually to the franchise that demonstrates the most effective humanitarian community program in all of professional sports, including the NFL, NBA, NHL, MLB and MLS. In the last ten years, the Kings Care Foundation, STAPLES Center Foundation, The Home Depot Foundation and AEG have pledged a combined \$18 million to community organizations.

Leiweke enjoyed an impressive history of success and experience in sports. Before moving to Los Angeles to join the Kings in 1996, he served as president and CEO for U.S. Skiing, after four seasons with the Denver Nuggets (1991-95). While in Denver, Leiweke served as President of the Denver Nuggets in addition to playing a role in the relocation of the Quebec Nordiques to Colorado while guiding the initial development and design of the Pepsi Center.

The first employee hired by the Minnesota Timberwolves in 1988, Leiweke served as Vice President for the NBA franchise for four seasons and helped the club to an NBA attendance record by averaging 26,160 per game in their first season. He also handled naming rights, marketing and sales for all events at the Target Center.

A native of St. Louis, Leiweke's career in sports administration began in 1979 as the assistant general manager for the Major Indoor Soccer League's St. Louis Steamers. A year later, he became the youngest (24) general manager in pro sports by assuming that post with the MISL's Baltimore Blast. In 1981-82, he became Vice President and General Manager of the Kansas City Comets, and later became its President in 1986.

Along with his wife, Bernadette, Leiweke has spent an enormous amount of time and effort dedicated to numerous charitable causes within each of the local communities they have resided. As a tribute to his commitment to Los Angeles, he has been honored by such organizations as Para Los Niños, the Anti-Defamation League as recipient of their 2007 Humanitarian Award, the Neil Bogart Memorial Fund with their 2003 Children's Choice Award, as Father of the Year by the American Diabetes Association, the Greater Los Angeles African American Chamber of Commerce, as a Treasure of Los Angeles by the Central City Association, Special Olympics of Southern California, Los Angeles Conservation Corps, the Sheriff's Youth Foundation with their Champion for Youth Award, Rainbow/PUSH Coalition, the Latin Business Association, the Korean American Federation, the Muscular Dystrophy Association as their Man of the Year, the Los Angeles Area Chamber of Commerce as their Distinguished Man of the Year, by the L.A. Headquarters Association with their Spirit of Los Angeles Award and as the recipient of the Los Angeles Convention and Visitor's Bureau's Los Amigos de Los Angeles Award. Leiweke is currently serving as a member of the Board of Trustees for Para Los Niños, as a member of the Board of Directors of A Better L.A. and as a member of the Board of Directors of the Los Angeles Chamber of Commerce and has recently been appointed to Chair the Rainbow/PUSH Entertainment Project.

Tim and his wife Bernadette reside in Brentwood, California and have a daughter Francesca.





## DAN BECKERMAN

### Chief Operating Officer/ Chief Financial Officer

Dan Beckerman serves as Chief Operating Officer/Chief Financial Officer for AEG, one of the world's leading presenters of sports and entertainment programming. In this capacity, his responsibilities include overseeing the day-to-day operations for AEG and fiscal planning for its subsidiaries including the Kings, STAPLES Center, the Toyota Sports Center, two minor league hockey franchises, international holdings including hockey and soccer franchises operated in Europe and AEG LIVE, the firm's "live" entertainment division, The Home Depot Center, and the Galaxy and the Houston Dynamo of Major League Soccer (while serving as a member of the league's Board of Governors). He is also responsible for the financial oversight and debt financing for AEG's development projects throughout the world, including LA Live and the O2 in London. Beckerman is instrumental in long-range planning for facilities and major real estate development for projects including Nokia Theatre Los Angeles and LA Live (a \$2.5 billion downtown Los Angeles sports & entertainment district), The O2 arena and sports & entertainment district (London), The O2 World arena (Berlin) and Sprint Center (Kansas City).

Since joining the organization in August 1997 as CFO of the Kings, Beckerman has played a key role in the investment of more than \$2 billion to develop facilities such as STAPLES Center, the Toyota Sports Center, The Home Depot Center and the operation of more than one dozen sports franchises worldwide and creation of AEG LIVE, the country's number two ranked live entertainment promotion entity. In each case, he was responsible for financial planning, budgeting, financial reporting and overall analysis for all matters pertaining to each division or company's business plan.

As a key member of the STAPLES Center development "team," Beckerman oversaw the \$315 million asset-backed private placement that led to the creation of STAPLES Center (which still remains the largest-ever funding of its kind for an arena) while additionally being responsible for the negotiation of several key contracts including those with original anchor tenants (Lakers, Clippers, Sparks and Avengers) as well as with hospitality providers Aramark and Levy Sports and Entertainment. The STAPLES Center model continues to be one that nearly every new arena project team consults as the "industry standard."

Prior to joining AEG, Beckerman served as Vice President, Finance for the Clippers for two seasons where he was responsible for all financial matters. Previously, he worked as a senior accountant at Arthur Andersen in Los Angeles where he specialized in corporate taxation.

Dan received his MBA in Finance from the Anderson School at UCLA. In 1992, he graduated with honors from UCLA with a Bachelors Degree in Economics.



## LUC ROBITAILLE

### President, Business Operations

Luc Robitaille – who will be inducted into the Hockey Hall of Fame on November 9, 2009 – is the highest scoring left wing in NHL history and the all-time Kings leader in goals scored. He is currently in his third season as Kings President, Business Operations, and in his role Robitaille oversees all day-to-day business operations of the Kings, including Ticket Sales and Service, Global Partnerships, Marketing and Promotions, Fan Development and Community Relations, Group Sales, Finance, Broadcasting, Communications, Website (LAKings.com) and Human Resources.

Since assuming the position on May 25, 2007, Robitaille has had a tremendous impact on the Kings business operations department specifically and the Kings organization on the whole. His experience as a former player brings a unique perspective to the business side of the club, and under Robitaille's leadership the Kings' global partnership division set a franchise mark in annual revenues during the 2008-09 season. The Kings have also increased their number of sellouts at STAPLES Center each season since Robitaille took over.

Robitaille was also a driving force behind this past summer's LA Kings Hockey Fest '09, a hugely successful event at LA Live that will become a summer staple for the Kings going forward. He has also helped implement a new Kings Royal Service Program, and he has been at the front of a revamped Kings Community Relations department including the club's strategic Kings Care community partnerships, which is highlighted by the Kings' \$500,000 commitment to the Childrens Hospital Los Angeles blood program. In addition, Robitaille has directed the re-organization of the LA Kings Alumni Association.

During the 2006-07 season, following his retirement as a player, Robitaille worked as the Kings' Assistant to the Governor and Alternate Governor (he remains Alternate Governor). In that Kings/AEG role, Robitaille's responsibilities primarily focused on the Kings business development and player/community relations, and the continued development of both the Citizens Business Bank Arena in Ontario and the Sprint Center in Kansas City.

Robitaille, who had his popular No. 20 jersey retired by the Kings on January 20, 2007, is one of the greatest players in NHL history. He played 19 seasons in the NHL – including 14 with the Kings – and in 1,431 career regular season games with the Kings, Detroit Red Wings (where he won a Stanley Cup in 2002), New York Rangers and Pittsburgh Penguins, had 1,394 points (668-726=1,394). In 159 playoff games, he had 127 points (58-69=127).

Robitaille as a player was honored with several awards and he set numerous records throughout his long and distinguished career. In addition to being the highest scoring left wing in NHL history, a mark he set in a Kings uniform with an assist on March 22, 2004, with his 1,370th point to pass Hall of Famer John Bucyk, Robitaille holds the NHL record for left wingers for goals (668). He is also 10th in overall NHL goal scoring with 668 goals (he was second among active players at the time of his retirement to former Red Wings teammate Steve Yzerman), 20th in overall NHL scoring with 1,394 points and he is the only left wing in NHL history to record eight consecutive 40-goal seasons (all with the Kings).

With the Kings, Robitaille ranks second all-time in games played (1,077), second in points (1,154) and fourth in assists (597). On January 19, 2006, Robitaille set the Kings all-time record for goals when his 551st goal as a King surpassed former teammate, long-time friend and Hall of Famer Marcel Dionne. In 1,077 total regular season games as a King, Robitaille had 557 goals and 1,154 points.

Robitaille, 43 (2/17/66), joined the Kings in 1984 when the club selected him in the ninth-round (171st overall) in the 1984 NHL Entry Draft. As a rookie, the Montreal-born Robitaille became the first King to win the Calder Cup Trophy as the NHL's Rookie of the Year and he was named to the NHL's All-Rookie Team. Joined later by the legendary Wayne Gretzky, the pair helped lead the Kings to the club's first trip to the Stanley Cup Finals in 1993. That season Robitaille, who served as captain, set NHL records for the most goals (63) by a left wing – a mark that was eclipsed by Alexander Ovechkin in 2007-08 – and for most points (125) by a left wing, a mark that still stands.

Robitaille would go on to reach other milestones in a Kings uniform, including his 500th career goal on January 7, 1999, and he played in his 1,000th game as a King on March 13, 2004. When Robitaille had his jersey retired by the Kings, he became just the fifth player to be so honored (joining Gretzky, Dave Taylor, Dionne and Rogie Vachon) by the club and he was also inducted into the Kings Hall of Fame that night.



On June 23, 2009, Robitaille was selected for the Hockey Hall of Fame. He will be inducted into the Hall with former teammates Steve Yzerman, Brett Hull and Brian Leetch in Toronto. Robitaille is the third Hall of Fame player (Larry Murphy and Billy Smith are the others) to be drafted by the Kings.

An eight-time All Star, Robitaille has also immersed himself into the Southern California community. Always one of hockey's most active and accessible players, Luc and his wife Stacia are the co-founders of two charitable organizations, Shelter for Serenity and Echoes of Hope. Shelter for Serenity is a disaster relief project that benefits victims of the Gulf Coast hurricanes ([www.shelterforserenity.org](http://www.shelterforserenity.org)). Echoes of Hope marks the fulfillment of a lifelong dream of both Stacia and Luc to help at risk youth build bright, successful futures. Founded in 2007, Echoes of Hope strives to awaken the spirit of hope in the lives of at-risk, foster and emancipated foster youth by providing the resources, knowledge, skills, love and support they need to reach their full potential ([www.echoesofhope.org](http://www.echoesofhope.org)).

Luc and Stacia have two sons, Steven and Jesse. They reside in Santa Monica.







## CHRIS MCGOWAN

### Chief Marketing Officer/Senior Vice President

Chris McGowan (36) is in his 14th year with AEG where he has held several positions dating back to 1996 when he was hired as an Account Executive in the Kings' ticket sales department.

McGowan is entering his third season as the clubs CMO where he works closely with Luc Robitaille on all business matters for the club including the management of all club revenues. McGowan oversees the business staff for the organization including Ticket Sales, Customer Service, Ticket Operations, Marketing & Promotions, Advertising, Database Marketing, New Media, Game Presentation, Broadcasting, Public Relations, Fan Development and Community Relations. Additionally, McGowan is heavily involved in Sponsorship Sales and Service efforts for the team.

In his three seasons with the club McGowan has led several new initiatives including the successful launch of the clubs mascot Bailey and the Kings Ice Crew in 2007. Also in 2007, McGowan created a new stand-alone customer service initiative for the club which included creating a department responsible for servicing all Kings fans. In 2008, he led the development of the teams new brand identity, Pride=Passion=Power which involved the introduction of the clubs new alternate logo and jersey. As part of his role, McGowan also coordinates all out of market Pre-Season games which has taken the team to play games in Austria, Kansas City, Salt Lake City, Ontario, and the popular Frozen Fury which will be played for the 12th time this season.

Over his 14-year career, all of which has been in Southern California, he has developed an extensive sales background by working on a variety of live sports and & entertainment events. Prior to assuming his role as CMO, McGowan was Senior Vice President, Sales and Marketing for AEG. In this role, McGowan managed Ticket Sales, Premium Seating Sales and Marketing efforts for STAPLES Center, Home Depot Center and NOKIA Theatre. In addition, McGowan oversaw sales and marketing for AEG Events including The East West Bank Classic women's tennis tournament, The Amgen Tour of California, AEG Boxing, AEG Cycling and AEG Track & Field.

A graduate of the University of Delaware in 1996, McGowan serves on the Board of Directors for the LA Jr. Kings Amateur Hockey Program, the Kings Care Foundation and the LA Kings Alumni Association and is an Advisory Board Member of the Baylor University Sports, Sponsorship and Sales Program. McGowan and his wife Susan have two sons Ryan (6) and Kyle (5).

## KINGS BUSINESS OPERATIONS - VICE PRESIDENTS



**MICHAEL ALTIERI**  
Vice President,  
Communications  
and Broadcasting



**KELLY CHEESEMAN**  
Vice President,  
Ticket Sales and  
Service



**TRACY HARTMAN**  
Senior  
Vice President,  
Partnership  
Activation



**JOHN KEENAN**  
Vice President and  
Senior Counsel



**PETER MAZUR**  
Vice President,  
Finance



**BILL PEDIGO**  
Senior Vice President,  
Corporate  
Partnerships



**MATT ROSENFELD**  
Vice President,  
Sales



**CAROLA ROSS**  
Senior  
Vice President,  
Sales



**SEAN RYAN**  
Vice President,  
Merchandising



**KELLY STALEY**  
Vice President,  
Partnership  
Activation

## KINGS BUSINESS OPERATIONS - DIRECTORS



**JON ADAMS**  
Director,  
Game Presentation  
and Events



**ANDREA BAILEY**  
Director,  
Partnership Activation



**NICK BAKER**  
Director, Corporate  
Partnerships



**JOSH BENDER**  
Director, Ticket Sales  
and Service



**JAMES CEFALY**  
Director, Fan  
Development/  
Community Relations



**TODD KLINE**  
Director,  
Partnership Activation



**JONATHAN LOWE**  
Senior Director,  
Marketing &  
Promotions



**JEFF MOELLER**  
Senior Director,  
Communications



**RUSSELL SILVERS**  
Director,  
Partnership Activation



**ELIZABETH TOCKSTEIN**  
Director,  
Ticket Operations



**JOSH VEILLEUX**  
Director, Corporate  
Partnerships



## KINGS BUSINESS OPERATIONS - STAFF



**HEIDI ANDROL**  
Manager,  
Production/Host -  
Kings Vision



**BAILEY**  
Team Mascot



**HEATHER BARDOCZ**  
Manager,  
Special Services



**ANDREW D. BERNSTEIN**  
Team Photographer



**CHARLES BORJON**  
Accounts Payable



**BROOKLYN BOYARS**  
Manager,  
Game Presentation  
and Events



**AARON BRENNER**  
Associate  
Producer/Editor



**GARY BURNS**  
Account Executive,  
Group Sales



**ADAM CHEEVER**  
Account Executive,  
Ticket Sales



**MIKE CHRISTENSEN**  
Account Executive,  
Ticket Sales



**DAVID DAVIDSON**  
Manager,  
Public Address  
Announcer



**CHRIS CROTTY**  
Manager,  
Fan Development



**CASEY DAVIDSON**  
Account Executive,  
Group Sales



**DANIELE DOBERMAN**  
Manager,  
Partnership Activation



**MASON DONLEY**  
Manager,  
Group Sales



**JARED DOUD**  
Account Executive,  
Group Sales



**AARON FELL**  
GM Team LA



**CARLA GARCIA**  
Executive  
Administrative Assistant  
to the Governor



**MICHAEL GILLESPIE**  
Event Manager/  
Kings Merchandise



**ALICIA GONZALEZ**  
Executive Assistant  
to Chief Marketing  
Officer/Senior  
Vice President

## KINGS BUSINESS OPERATIONS - STAFF



**NOAH GRAHAM**  
Team Photographer



**MARIO HERRERA**  
Coordinator,  
New Media



**HILLARY HODDING**  
Account Executive,  
Fan Development



**MELODY HUSKEY**  
Office Assistant/  
Social Networking  
Coordinator



**MIKE KALINOWSKI**  
Manager,  
Communications



**ZACK KAZDOY**  
Account Executive,  
Group Sales



**BRANDON KOLLER**  
Account Executive,  
Group Sales



**AARON KULIK**  
Senior Account  
Executive,  
Group Sales



**THOMAS LARocca**  
Manager,  
Web Content



**AARON LEVALLEY**  
Sales & Marketing  
Database Manager  
& Analyst



**SAMANTHA LEWIS**  
Ticket Operations  
Coordinator



**ANDY LIU**  
Coordinator,  
Marketing &  
Promotions



**YVONNE LUONG**  
Staff Accountant



**SCOTT MAHKORN**  
Season Ticket  
Service Executive



**NAM McGRAIL**  
Account Executive,  
Partnership  
Activation



**DANNY MELVIN**  
Manager,  
Partnership  
Activation



**LaSHAWNDA MIKHAEL**  
Manager, Human  
Resources



**RYAN MILLER**  
Account Executive,  
Ticket Sales



**KABIR MOHINDRA**  
Account Executive,  
Ticket Sales



**THERESE NGUYEN**  
Coordinator,  
Partnership  
Activation





## KINGS BUSINESS OPERATIONS - STAFF



**ADAM POGACH**  
Senior Sales  
Executive



**KEVIN  
POLIZZOTTO**  
Sales and Service  
Coordinator



**JENNIFER POPE**  
Manager,  
Community Relations



**DANIELLE PRADO**  
Coordinator,  
Community  
Relations



**KATIE RANNE**  
Coordinator,  
Corporate  
Partnerships



**DIETER RUEHLE**  
Music Director



**SCOTT SAWYER**  
Account Executive,  
Group Sales



**SCOTT  
SERVETNICK**  
Season Ticket  
Service Executive



**KEHLY SLOANE**  
Executive Assistant to  
President, Business  
Operations



**TIM SMITH**  
Coordinator, Game  
Presentation



**KYLE STEEVES**  
Senior Sales  
Executive



**KATIE TIBBS**  
Coordinator,  
Group Sales



**AMANDA  
VARELA**  
Account Executive,  
Group Sales



**DeMARCUS  
WILLIAMS**  
Account Executive,  
Ticket Sales



**JEREMY ZAGER**  
Supervisor,  
Communications  
and Broadcasting



**KAREN ZAMORA**  
Executive Assistant to  
Chief Operating Officer/  
Chief Financial Officer



## DEAN LOMBARDI President/General Manager

The Kings entered into a new executive era when the club hired Dean Lombardi as Kings President/General Manager on April 21, 2006. A veteran of 20 NHL seasons in the front office as an executive and a pro scout, Lombardi has a well-earned reputation for being one of hockey's true visionaries while possessing a solid track record of success, building from within, and of development on the ice and infrastructure off the ice.

Lombardi -- formerly a member of the San Jose Sharks front office for 13 years, including seven seasons as General Manager and most recently a Pro Scout for the Philadelphia Flyers for two seasons -- became the eighth General Manager in Kings history. He is responsible for all hockey operations decisions, including all NHL player-personnel moves, directing the professional and amateur scout-

ing staffs, negotiating all contract matters and overseeing the Manchester Monarchs (AHL).

Lombardi is now in his fourth season with the Kings, and due to the hard and patient work of Lombardi and his staff, the Kings are now in a position where they expect to contend for the playoffs and continue toward establishing themselves among the NHL's elite teams. These expectations are the direct result of Lombardi's first actions on the job with the Kings, as he immediately went to work on building his club's reserve list, a methodical process that initially focused heavily on the need to improve the backend.

As part of that process, which is critical to building and to Lombardi's overall vision, he revamped and improved the structure of the club's scouting staff on the whole and the amateur scouting division in particular. Then Lombardi took the step of creating and overseeing a player development department to help the franchise take monumental steps forward off the ice all in an effort to create and instill a culture of winning.

At the draft table, the Kings have used 38 overall selections since Lombardi was appointed to his position, including six in the first round, five in second round and seven in the third round. The Kings have chosen at least one player in each of these rounds the last four years, and going forward the Kings have 10 selections in the 2010 NHL Entry Draft, including six in the first three rounds.

Lombardi has clearly valued the draft more than any other GM in Kings history, and the talent the Kings have drafted is the envy of hockey clubs around the league. Kings players selected by Lombardi and staff include: Drew Doughty, Wayne Simmonds, Oscar Moller, Jonathan Bernier, Colten Teubert, Jeff Zatkoff, Thomas Hickey, Brayden Schenn and Kyle Clifford. Throughout the last four years, Lombardi has also resisted altering his plan, and he has complimented the Kings' roster with other young players such as Jack Johnson, the third overall selection in the 2005 NHL Entry Draft who Lombardi acquired in a trade, and with college free agent signings such as Teddy Purcell and Davis Drewiske, who helps bolster a blueline that is suddenly one of the organization's greatest strengths.

While the Kings were garnering top talent at the annual NHL Entry Draft and beyond, Lombardi was also identifying a core group of players in Los Angeles to build around. Forwards Dustin Brown, Anze Kopitar and Alexander Frolov are elite NHL forwards who continue to improve their all-around games and grow together at this level. They have helped carry the offensive load for the Kings the past few seasons while some of the younger prospects have continued to mature and gain valuable experience.

With a young, solid core in place -- a core that also features great character -- Lombardi this past season has been able to compliment that group with key veterans who sport a winning track record. This past summer, Ryan Smyth was acquired after waiving his no-trade clause to join the Kings; Rob Scuderi, who had just won a Stanley Cup with Pittsburgh, chose to sign with the Kings; and prior to the 2008 NHL trade deadline the Kings acquired Justin Williams, a Stanley Cup winner.

Williams, Scuderi and Smyth are joined by other veteran Kings -- players like Jarret Stoll, Matt Greene, Michal Handzus and Sean O'Donnell, a Stanley Cup winner himself, passed on free agency to re-sign with the Kings -- who Lombardi has been able to bring to Los Angeles through trade or free agency. Despite such talent, Lombardi remains a firm believer that you still draft and develop your homegrown players while complimenting that group via trade and free agency.

Despite adding a number of veteran players, the Kings remain a relatively young team. Last year the Kings began the season as the third youngest in the NHL, with an average age of 22.4. This year's Kings roster features an average age of 22.8, which coincides with Lombardi's philosophy and track record that your team needs to get better while getting younger.

This past year, the Kings made strides in many ways on the ice as well. The Kings recorded eight more points than in 2007-08, which is the third straight year they have improved their point total. Lombardi's hiring of Head Coach Terry Murray also helped the Kings develop a defensive-first mentality as they significantly cut down goals against and shots allowed. The 2008-09 season also saw stellar play from some of the younger players on the roster, including Doughty who as a 19-year old led the team in average ice time, goalie Jonathan Quick and Simmonds while Brown made his first NHL All Star team while serving as captain -- the youngest captain in Kings history. Kopitar also led his team in scoring for the second straight year while improving his defensive play, and he also played an important role in the newly formed leadership group with Greene, a fellow assistant captain.

Lombardi bio continues on page 16



The Kings roster, as constructed by Lombardi, also features several core players under multi-year contracts. Brown signed a six-year contract to remain with the Kings; Kopitar (seven years); Greene (five years); Stoll (four years) and Johnson (two years) all made similar decisions to stay in Los Angeles. Williams (two years); Smyth (three years); Scuderi (four years) and Handzus (two years) are under multi-year contracts too. Lombardi, meanwhile, has accomplished all this with the backing and support of ownership to follow the development course while positioning the club well under the salary cap now and in the immediate future to help keep the organization's homegrown talent long-term.

Lombardi is aided by a talented staff, which is led by Ron Hextall, Jack Ferreira and Jeff Solomon on the hockey operations side, and Mark Yannetti, Michael Futa, Brent McEwen and Rob Laird in scouting. The Kings scouting staff continues to grow as a unit while building cohesiveness and continuity. Once the annual draft is completed, the work by the club's development staff – led by Nelson Emerson, Mike O'Connell, Kim Dillabaugh and Mike Donnelly – begins, as the Kings look to help young prospects develop and find their identity as they take part in summer development camps and the team's rookie camp/tournament. The development team also works with prospects year-round at Manchester and with drafted players, and the team stresses conditioning and off-ice training more than ever before.

During his tenure as GM in San Jose from 1996-03, meanwhile, Lombardi helped build the Sharks into one of the premier NHL teams as they reached the playoffs five times – highlighted by two trips to the Western Conference Semifinals – and one Pacific Division title in 2002 after his club earned a franchise-record 99 points. The Lombardi-led Sharks in 2002 also tied an NHL-record with consecutive seasons of improved point totals (Bill Torrey/New York Islanders) while building a roster that became progressively younger in age each season.

He also made many key personnel and player moves, stocking the Sharks organization with a good mix of veteran stars and up-and-coming youngsters, that helped make the Sharks legitimate Stanley Cup contenders, and the year after Lombardi left the franchise -- when the Sharks advanced to the Western Conference Finals -- 18 of the players on that playoff club were originally acquired by Lombardi.

From the NHL Entry Draft, Lombardi was one of the first GMs in the NHL to consistently and aggressively maneuver up and down the draft boards, making multiple trades to enhance and improve his club's draft position. His work helped bring San Jose players like Patrick Marleau, Vesa Toskala, Jonathan Cheechoo, Brad Stuart, Scott Hannan, Marco Sturm, Marcel Goc and Christian Ehrhoff. The Hockey News ranked the Sharks' prospects (age 22 and under) as the best in the NHL in 1999-00 and second best in 2000-01. Lombardi also, upon leaving the Sharks, left the hockey operations division in fine shape for the immediate and long-term future as the team in 2003 had six draft choices, including two first-round draft choices in the first three rounds of that year's Entry Draft (all originally acquired by Lombardi) which significantly helped set the team up to enjoy their future success.

One of the fore runners in engineering three-way trades, Lombardi's history in San Jose as it relates to trades/free agency is impressive too, having brought in such players as Owen Nolan, Teemu Selanne, Adam Graves, Vincent Damphousse, Mike Ricci, Kyle McClaren, Mike Vernon, Todd Harvey, Bryan Marchment and Scott Thornton. Lombardi was able to keep Evgeni Nabokov during the 2000 Expansion Draft (from two new teams) and he hired Darryl Sutter to be the club's head coach in 1997 and Ron Wilson in 2002.

An executive in the San Jose front office beginning in 1990, Lombardi first served as Assistant General Manager, a post he held the previous two seasons with the Minnesota North Stars, for the expansion Sharks before being elevated to Vice President, Director of Hockey Operations in 1992. Four years later, he was named Executive Vice President and General Manager and given the responsibility of turning around the young franchise.

In his first season at the helm, the 1996-97 campaign, the Sharks finished with the fourth most improved victory total in the NHL to begin Lombardi's impressive streak of year-by-year improvement, which included the five straight post-season appearances from 1997-02 when the Sharks were just one of seven NHL clubs to qualify for the playoffs during that five-year stretch.

Prior to taking over as the club's GM, Lombardi helped the Sharks construct a team that posted the greatest single-season turnaround in NHL history when the 1993-94 Sharks earned 82 points and the franchise's first berth in the playoffs after the team improved by 58 points from the prior season. Another one of Lombardi's many highlights was the Sharks' 2000 first-round playoff upset of St. Louis when San Jose, as the eighth seed, won a seven-game series over the Presidents' Trophy-winning Blues.

Off the ice, Lombardi was also successful in San Jose for creating and implementing an off-ice model development program that was designed to improve overall player performance particularly in the area of fundamentals. The principals and philosophies of the model were based loosely off an advanced program used by Major League Baseball.

Born in Holyoke, Massachusetts, and raised in nearby Ludlow, Lombardi received his undergraduate degree from the University of New Haven where he finished third in his class. He was the hockey team's captain his final two seasons and he received a full athletic scholarship and the school's Student-Athlete of the Year Award. In 1985, Lombardi earned his Law Degree (with honors) from Tulane Law School where he specialized in Labor Law.

Prior to joining Minnesota, Lombardi spent three seasons as a player representative, including the representation of five members of the 1988 United States Olympic Team, and at the time he joined Minnesota's front office Lombardi was only the second former player agent to be employed in an NHL front office (Brian Burke/Vancouver Canucks was the other).

Dean and his wife Wandamæ reside in Manhattan Beach.



## RON HEXTALL

### Vice President/Assistant General Manager

Ron Hextall is in his fourth season with the Kings as Vice President/Assistant General Manager. He also serves as General Manager of the Manchester Monarchs of the American Hockey League, the Kings' primary affiliate.

Hextall, 45 (5/3/64), assists President/General Manager Dean Lombardi in all facets of the Kings Hockey Operations department, including contract negotiations and player personnel, and overseeing the organization's top prospects. With Manchester, he oversees that organization's hockey operations department, and in 2006-07 that club advanced to the Eastern Conference for the first time in franchise history. The Monarchs also made the playoffs in 2007-08.

A native of Brandon, Manitoba, Hextall, prior to joining the Kings, spent the previous four years as Director of Pro Hockey Personnel for the Philadelphia Flyers, a club for which he played 11 standout seasons. He joined the Flyers front office in 1999 as a Pro Scout and he was elevated to his most recent position in 2002. In his front office positions with the Flyers, Hextall was instrumental in the club's great success, which included three Atlantic Division titles and two trips to the Eastern Conference Finals (losing to eventual Stanley Cup Champions both times) while the club averaged nearly 102 points per season.

Prior to his role in the front office, Hextall enjoyed a stellar 13-year NHL career as a goaltender for the Flyers, New York Islanders and Quebec Nordiques that was highlighted by his rookie 1986-87 season with the Flyers. During that season, he was awarded the Vezina Trophy as the NHL's top goaltender and the Conn Smythe Trophy as Most Valuable Player in the 1987 Stanley Cup Finals, despite losing to the Edmonton Oilers in seven games. At the conclusion of Game 7, Hextall became just the fourth player in the then 23-year history of the trophy to win the award while being a member of the losing team in the Finals. He was also named to both the NHL All-Rookie and NHL First All-Star Teams that season.

Originally selected by the Flyers in the sixth-round (119th overall) in the 1982 NHL Entry Draft, Ron is the fourth Hextall to play in the NHL following his father, Bryan Jr., his grandfather, Hall of Famer Bryan, Sr., and his uncle Dennis, who played for the Kings during the 1969-70 season. He played in 608 regular season games and recorded a 296-214-69 record including 23 shutouts, a 2.97 goals-against-average and a .895 save-percentage, and in 93 playoff games he was 47-43 with two shutouts. He holds numerous Flyers franchise goaltending records, including an NHL-record 113 penalty minutes in 1988-89. He also owns the franchise records for most career games played (489), career wins (240), career points (28), career penalty minutes (476) and most career playoff wins (45) by a Flyers goalie.

Hextall, known for being one of the first goalies to regularly leave the goal-mouth and play the puck with his stick and for creative and unique designs on his goalie mask, also participated in the Stanley Cup Finals with the Flyers in 1997 against the Detroit Red Wings. On December 8, 1987, he became the first goaltender in the history of the NHL to score a goal by shooting the puck into the net as the Flyers defeated the Boston Bruins by a score of 5-2 at the Spectrum. On April 11, 1989, during a Flyers 8-5 playoff victory against the Washington Capitals at the Capital Centre, he collected his second career goal and became the first goalie to score a goal in an NHL playoff game.

Ron and his wife Diane live in Manhattan Beach with their two daughters Kristin and Rebecca, and two sons Jeffrey and Brett, who was drafted by the Phoenix Coyotes in the sixth-round of the 2008 NHL Entry Draft.







## JACK FERREIRA Special Assistant to the General Manager

Jack Ferreira, who has spent more than 35 years in professional hockey -- including nine years as an NHL General Manager -- is in his fourth season with the Kings. With Los Angeles, Ferreira serves as Special Assistant to the General Manager, where he works closely with the entire Kings Hockey Operations department, including President/General Manager Dean Lombardi and Vice President/Assistant General Manager Ron Hextall.

Ferreira, 65 (6/9/44), came to the Kings from the Atlanta Thrashers, where he was responsible for scouting throughout North America and Europe as the Director of Player Personnel for the club. He also assisted General Manager Don Waddell in all player-related decisions.

A native of Providence, R.I., Ferreira was an original member of the Anaheim Ducks management team prior to his stint with the Thrashers. With the then-Mighty Ducks, he served for two seasons as Vice President of Hockey Operations (1998-2000) and five seasons as Vice President and General Manager (1993-1998). During his tenure, the Ducks team that he helped build from the ground-up equaled an NHL record for victories as a first-year club (33) in 1993-94. Ferreira was also primarily responsible for several prominent moves in Anaheim's early history, including the drafting of Paul Kariya in 1993 and the acquisition of Teemu Selanne in 1996.

Before joining the Ducks, Ferreira helped the Montreal Canadiens capture the 1993 Stanley Cup Championship as their Director of Pro Scouting. He also helped launch the San Jose Sharks franchise as Vice President and General Manager of the club from 1990-1992. Ferreira's first opportunity to head up an NHL franchise was when he served as Vice President and General Manager of the Minnesota North Stars from 1988-1990. With both San Jose and Minnesota, Ferreira worked with Lombardi.

Ferreira has also served as Director of Player Development for the New York Rangers (1986-88), as a U.S. and College Scout for the Calgary Flames (1980-86), and he worked for the NHL's Central Scouting Service as a New England Area Scout (1977-80).

His professional career began in 1972 with the New England Whalers of the World Hockey Association, where he held various roles including Head Scout, Assistant Coach and Assistant General Manager through 1977.

A former All-America goaltender at Boston University, where he later earned induction into that school's Athletic Hall of Fame, Ferreira was an Assistant Coach on the collegiate level with Brown University from 1970-1972 and with Princeton University in 1969.

In addition, Ferreira was the Assistant General Manager for Team USA when they captured the Gold Medal at the 1996 World Cup of Hockey and also at the 1998 Olympics in Japan.

Jack and his wife Kathy reside in Riverside. They have two daughters, Jennifer and Julie, and two sons, Eric and Kent.



## JEFF SOLOMON Vice President/ Hockey Operations and Legal Affairs

Jeff Solomon is in his fourth season with the Kings as he leads the club's Hockey Operations and Legal Affairs department. Elevated prior to the 2008-09 season to his current title of Vice President/Hockey Operations and Legal Affairs, Solomon is responsible for the negotiation of player contracts, development of strategic salary cap plans and management of all matters related to the NHL Collective Bargaining Agreement.

Prior to joining the Kings, Solomon, 51 (4/4/58), served as an NHLPA Certified Agent for 20 years. During that time, Solomon represented hundreds of NHL hockey players, including former Kings Tony Granato and Nelson Emerson, and Bryan

McCabe and Steve Sullivan.

Solomon has extensive experience working with the NHL Entry Level System, restricted and unrestricted free agency and all aspects of the NHL Collective Bargaining Agreement and its arbitration system.

Prior to representing professional hockey players, Solomon practiced law in California where he specialized in tax and estate planning. His post-graduate experience includes work as an international tax specialist and financial consultant.

Solomon earned a Bachelor of Arts in Business Administration from Rutgers University in 1980 and a Juris Doctorate from the University of San Diego School of Law in 1983. He is licensed to practice law in California.

Solomon and his wife Kathy reside in Carlsbad with their daughter Alexandra and son Andrew.



## TERRY MURRAY Head Coach

Terry Murray was named head coach of the Kings on July 17, 2008. He joined the Kings with a wide range of NHL experience as a head coach, assistant coach, scout and player.

Formerly the head coach of the Washington Capitals, Florida Panthers and the Philadelphia Flyers, where he led that club to the 1997 Stanley Cup Finals, Murray is the 22nd head coach in Kings history. He has a 394-314-111 record during his 12 NHL seasons as a head coach. Before joining the Kings, Murray was an assistant coach with the Flyers for four seasons.

In 2008-09, Murray and his coaching staff helped the Kings improve in several categories from 2007-08 (wins, points, goals against, power play percentage and penalty kill percentage). The Kings allowed 32 fewer goals than the 2007-08 team and 49 fewer goals than the 2006-07 squad. Los Angeles' penalty killing percentage went from 78 percent and 30th in the NHL in 2007-08 to 82.9 percent in 2008-09, seventh best in the NHL. The Kings also had the third-best road penalty killing unit in the NHL in 2008-09, clicking at 84.5 percent.

As the head coach of the Flyers for three seasons (1994-95 through 1996-97), Murray compiled a 118-64-30 record. In addition to the 1997 Stanley Cup Finals/Eastern Conference Championship, Murray coached the team to two Atlantic Division Championships (1995 and 1996).

He began his NHL head coaching career with Washington for five seasons (1989-90 through 1993-94) and compiled a 163-134-28 record with the Capitals. In his first season he helped lead the Capitals to the Eastern Conference Finals. Murray also coached Florida for three seasons (1998-99 through 2000-01) and compiled a 79-79-42 record, which included a franchise-record 98-point season and a team-record 43 wins in 1999-00. In all, Murray has guided his club to the playoffs in nine of his 12 seasons, and he has a 46-43 playoff record as a head coach.

As an NHL defenseman, Murray, 59 (7/20/50), played in 302 career NHL regular season games over eight seasons with Washington, Philadelphia (two stints), the Detroit Red Wings and the California Golden Seals/California Seals, who originally drafted Murray in the seventh round (88th overall) in the 1970 NHL Amateur Draft. In those 302 regular season games he accumulated 80 points (4-76=80) and 199 penalty minutes. Murray also played in 18 playoff games during his playing career, notching four points (2-2=4) and 10 penalty minutes.

A native of Shawville, Quebec, Terry and his wife Linda have two daughters, Meaghan and Lindsey.



## MARK HARDY Assistant Coach

Mark Hardy returned to the Kings as an Assistant Coach on August 4, 2008. Hardy has followed a 15-year NHL playing career -- which included two stints as a Kings defenseman (1979-88 and 1992-94) -- with a successful coaching career that includes serving as a Kings Assistant Coach from 1999-2006.

During his first coaching tenure with the Kings, Hardy's responsibilities focused on defensive play, penalty killing and overall play without the puck. Hardy's penalty killing unit ranked third in the NHL for the 2001-02 season with an 86.6 percent success rate (the second best in Kings history).

Hardy from 2006-08 served as an Assistant Coach with the Chicago Blackhawks, where he successfully oversaw the development of a young blueline that played a major role in the Blackhawks team goals-against-average going from 3.40 during the 2005-06 season to 2.82 during the 2007-08 season. He also served as an Assistant Coach with the Long Beach Ice Dogs (IHL) for four seasons (1995-96 through 1998-99).

As a player, Hardy ranks 17th on the Kings all-time scoring list (and third on the Kings all-time defenseman scoring list) with 303 points in his 11 seasons with the Kings. The Semaden, Switzerland, native also played in 41 career postseason games with the Kings, and he was a member of the Kings club that advanced to the Stanley Cup Finals in 1993.

Originally selected by the Kings in the second round (30th overall) in the 1979 NHL Entry Draft, Hardy, 49 (2/1/59), recorded 368 points (62-306=368) and 1,293 penalty minutes in 915 career regular season games with the Kings, Minnesota North Stars and New York Rangers. With the Kings, he was twice named the Kings Outstanding Defenseman (1984-85 and 1986-87). In addition, he ranks second in assists (250), third in games played (616), fifth in penalty minutes (858) and fifth in goals (53) amongst Kings defensemen all-time.

Mark and his wife Kristina reside in Manhattan Beach. They have two children, daughter Jessica and son Kevin.





## JAMIE KOMPON

### Assistant Coach

Jamie Kompon is in his fourth season as an Assistant Coach with the Kings. In 2007-08, he held the title Assistant Coach and Director of Amateur Development. Last year, Kompon, who was named to the club's coaching staff on July 10, 2006, was an assistant to Head Coach Terry Murray.

Prior to coming to Los Angeles, Kompon worked for nine seasons with the St. Louis Blues organization where he most recently served as the Assistant Coach/Video Coach. He began his stint with the Blues as the Video Coach in 1997. He added Strength and Conditioning Coach to his title during the 2002-03 season, and in the spring of 2006 he was on the coaching staff of Team Canada at the World Championships in Latvia where he served as Video Coach.

Prior to joining the Blues, Kompon was an Assistant Coach with the Baltimore Bandits of the American Hockey League for the 1996-97 season and he also served as Co-Head Coach at McGill University in Montreal in 1994-95 after being employed there as an Assistant Coach for three seasons.

Born in Thunder Bay, Ontario, Kompon, 43 (9/18/66), also played four seasons as a defenseman at McGill (1985-89) and then he played two seasons of professional hockey, including stints in the East Coast Hockey League and in the German Elite League.

Jamie and his wife Tina live in Holly Glen.



## BILL RANFORD

### Goaltending Coach

Bill Ranford is in his fourth season as the Goaltending Coach with the Kings. He was named to his position on July 10, 2006.

Ranford, 42 (12/14/66), had worked as the Goaltending Consultant with the Vancouver Giants of the Western Hockey League for two seasons before joining the Kings. In addition, Ranford -- a two-time Stanley Cup Champion goalie with the Edmonton Oilers in 1988 and 1990 and the Conn Smythe Trophy winner as the play-off MVP in 1990 -- has also worked as a Goaltending Consultant with the Burnaby Express of the British Columbia Hockey League (Tier II Junior), of which he is a part-owner.

Ranford, who shares the NHL's single season play-off record for most wins by a goaltender with 16 victories in 1990, completed a stellar 15-year NHL playing career following the 1999-00 season. Originally selected by the Boston Bruins in the third-round (52nd overall) of the 1985 NHL Entry Draft, Ranford had a regular season record of 240-279-76, 15 shutouts, a 3.41 goals-against-average and a .888 save-percentage in 647 regular season NHL contests with the Oilers, Bruins, Detroit Red Wings, Tampa Bay Lightning and Washington Capitals. He also played in a total of a 51 NHL playoff games, and he played for the Oilers' alumni team at the outdoor Heritage Classic in 2003 in Alberta.

Ranford, an All-Star in 1991-92, made his acting debut in the movie *Miracle*, where he performed scenes as a "stunt double" of Jim Craig, Team USA's goalie during the 1980 Winter Olympics. He is a native of Brandon, Manitoba.

Bill and his wife Kelly have two children: daughters Cassidy and Tristan. They live in New Westminster, British Columbia.



## NELSON EMERSON

### Player Development

Nelson Emerson is in his second season in the Player Development department with the Kings after spending the previous two seasons as an Assistant Coach. He was originally named to the club's coaching staff on July 10, 2006.

Prior to embarking on his coaching career, Emerson, a right wing born in Hamilton, Ontario, played with the Kings from 2000-02 and recorded 31 points (17-14=31) and 79 penalty minutes in 124 regular season NHL games. He also played in 19 playoff games with the Kings and had five points (2-3=5) and six penalty minutes.

Originally selected by the St. Louis Blues in the third-round (44th overall) of the 1985 NHL Entry Draft, Emerson recorded 488 points (195-293=488) and 575 penalty minutes in 771 career regular season NHL games. In 40 career NHL playoff games, he had 22 points (7-15=22) and 33 penalty minutes.

Prior to turning pro, Emerson, 42 (8/17/67), enjoyed four standout years at Bowling Green State University of the Central Collegiate Hockey Association (CCHA), where he was a two-time All-America, a three-time CCHA All-Star and the school's all-time leading scorer with 294 points while becoming the first player to be a finalist for the Hobey Baker Award three different seasons. At Bowling Green, Emerson was a teammate of former Kings defenseman Rob Blake and he also is the CCHA all-time leading scorer and the NCAA's seventh all-time leading scorer.

Emerson also worked as a Coaches Aide with the Kings during the 2003-04 season.

Nelson and his wife June have four children: daughters Mackenzie and Madelyn, and sons Quinn and Blake. They reside in Manhattan Beach.



## MIKE O'CONNELL

### Pro Development and Special Assignments

Mike O'Connell, who spent six seasons as Vice President and General Manager of the Boston Bruins, is in his fourth season with the Kings. He current title is Pro Development and Special Assignments after serving as Director of Pro Development his first two years with the club.

Having joined the Kings with more than 20 years of NHL experience as both a player, Assistant Coach, Head Coach (he served as the Interim Head Coach of the Bruins for nine games in the 2002-03 season) and front office executive, O'Connell in Boston was instrumental in assembling a club that won two Northeast Division titles before he left the organization in March of 2006.

Before establishing himself in the front office, O'Connell enjoyed a standout 13-year NHL career as a defenseman with the Bruins, Detroit Red Wings and his hometown Chicago Blackhawks. He recorded three 50-plus point seasons (from 1982-85) when he played for Boston and he was an NHL All-Star in 1984. He still holds the Bruins record for longest goal streak by a defenseman with seven games -- it was also an NHL record for 25 years before Washington's Mike Green set a new mark in February of 2009 -- and he re-joined the Bruins organization as an Assistant Coach in 1991 before the club advanced to the Eastern Conference Finals that season.

A native of Chicago, O'Connell, 53 (11/25/55), who also served as the Head Coach of Boston's AHL affiliate in Providence for two seasons from 1992-94, re-joined the parent club in 1994 as Assistant General Manager, a post he held for six seasons.

He and his wife Rosemary reside in Cohasset, Massachusetts. They have a daughter, Kristen, and two sons, Matthew and Gregory.



## KIM DILLABAUGH

### Goaltender Development

Kim Dillabaugh is in his fourth season with the Kings and he oversees Goaltender Development.

A former goalie, Dillabaugh played three seasons in the Western Hockey League (WHL) with the Kelowna Rockets and the Calgary Hitmen from 1994-97. He also worked 10 years with GDI (The Goaltender Development Institute), assisting GDI President & Vancouver Canucks Goalie Coach Ian Clark.

In 2004, he joined Kelowna in the dual role of Goaltending/Assistant Coach, winning a Memorial Cup with the team that season. Since 2004, he has also been the Goaltending Consultant of the Pursuit of Excellence Hockey Academy based out of Kelowna.

Additionally, Dillabaugh was the Goalie Coach for Hockey Canada's National Men's Under 18 Team (2004 and 2006 Junior World Cup) and also has been a part of Hockey Canada's Program of Excellence (POE) Goaltending Camp for the past four years.

Kim, 32 (7/28/77), resides in Kelowna, British Columbia, with his wife Bonnie.



## CHRIS KINGSLEY

### Head Athletic Trainer

Chris Kingsley is in his fourth season as Head Athletic Trainer with the Kings. He was named to his position on August 1, 2006.

Kingsley had most recently held the same role with the Kings primary American Hockey League affiliate, the Manchester Monarchs, where he worked since the franchise began play in 2001. Prior to the Monarchs, he spent his first three AHL seasons with the Lowell Lock Monsters.

Before arriving in the AHL, Kingsley worked seven years at Cushing Academy in Ashburnham, Massachusetts, as the school's Director of Sports Medicine.

Kingsley graduated from North Adams State College in 1990, earning a Bachelor's of Arts degree in Biology with a concentration in Sports Medicine. He also attended Indiana State University, where he earned a Master's of Science degree in Athletic Training in 1995.

Chris and his wife Sue have two children: Jonathan and Jaclyn. They reside in Hermosa Beach.



## DARREN GRANGER

### Head Equipment Manager

Darren Granger is in his fourth season as Head Equipment Manager with the Kings. He was named to his position on June 1, 2006.

Granger, who worked his 1,000th NHL game when the Kings hosted Philadelphia on November 16, 2006, came to the Kings with a great deal of experience. Prior to the Kings, he spent 13 seasons as the Assistant Equipment Manager with the Vancouver Canucks and he served as the Equipment Manager at the 1998 NHL All-Star Game.

Granger also worked for Team Canada at the 2008 (silver medal), 2006 and 1999 World Championships, the 1996 World Cup and the 1992 World Junior Championships, and he received the Larry Ashley Award from the British Columbia Hockey Hall of Fame in 2004 for dedication and spirit toward the game of hockey.

Prior to joining the Canucks, the Brandon, Manitoba-born Granger worked for five years as a Trainer for the Brandon Wheat Kings of the Western Hockey League.

Darren lives in Redondo Beach with his wife, Cathy, their daughter, Sadie, and their son, Chase.



## TIM ADAMS

### Strength and Conditioning Coach

Tim Adams, who is in his first season as the club's Strength and Conditioning Coach, is a leading authority on enhancing performance and developing human potential. He is an author and corporate speaker who works with numerous athletes and individuals from a varied background as he designs and implements customized success programs.

Prior to joining the Kings, Adams coached professionally in the National Football League with both the Denver Broncos and the Oakland Raiders. Collegiately, he coached at his Alma Mater, the United States Air Force Academy.

In addition, Adams has coached the following: Olympic Medalists, Super Bowl Champions, NFL Pro Bowlers, X-Game Champions, Heisman Trophy Winners, Collegiate All-Americans, Hollywood Entertainers, Armed Forces Elite, Business Executives, Entrepreneurs and Corporations. He has studied under the top results-producing coaches in the world and as a result is able to customize programs to meet individual needs and integrate a variety of performance enhancing components into his teaching.

Tim is married and lives in Calabasas with his wife and five kids.

## KINGS HOCKEY OPERATIONS - STAFF



**JOE CALIGIURI**  
Director of  
Rehabilitation/  
Assistant Athletic  
Trainer



**MYLES  
HIRAYAMA**  
Assistant Athletic  
Trainer



**ERIC FORD**  
Massage Therapist



**COREY OSMAK**  
Assistant  
Equipment  
Manager



**DANA BRYSON**  
Assistant  
Equipment  
Manager



**DR. RONALD  
KVITNE**  
Team Physician



**DR. MICHAEL  
MELLMAN**  
Team Internist



**DR. JEFFREY  
HOY**  
Team Dentist



**DR. HOWARD  
LAZERSON**  
Team  
Ophthalmologist







## ROB LAIRD

### Pro Scout

Rob Laird is in his 16th year with the Kings and his 13th season in the club's Pro Scouting department.

Originally joining the Kings as a coach in the club's minor league system, Laird spent two seasons as the Head Coach of the Phoenix Roadrunners, the former IHL affiliate of the Kings. With the Roadrunners, Laird helped his team advance to the playoffs both seasons while his club posted winning records both years. Prior to that coaching assignment, Laird served as a Head Coach in the American Hockey League for Moncton and Baltimore.

In 1989-90, Laird was behind the bench for the Washington Capitals as an Assistant Coach. Previously, he was the Head Coach at Fort Wayne (IHL) for four seasons, where he won at least 46 games each year -- including the 1985-86 season in which the Komets won 52 regular season games to earn the Presidents' Trophy.

During his playing career, Laird, 54 (12/29/54), played in one NHL game for the Minnesota North Stars during the 1979-80 season. He also played professionally for Fort Wayne, Nashville (CHL) and Oklahoma City (CHL). The Regina, Saskatchewan-born Laird also played for the Memorial Cup Regina Pats (WCHL) before being drafted by the Pittsburgh Penguins in the seventh-round (116th overall) of the 1974 NHL Amateur Draft and by the Minnesota Fighting Saints in the second-round (29th overall) of the 1974 WHA Amateur Draft.

Rob and his wife Madeleine reside in Fort Wayne, Indiana. They have a daughter, Vanessa, and a son, Grant.



**BOB BERRY**  
Pro Scout



**OTO HASCÁK**  
Pro Scout



**STEVE GREELEY**  
Pro Scout



**ALYN MCCAULEY**  
Pro Scout



## MARK YANNETTI

### Co-Director of Amateur Scouting

Mark Yannetti is in his fourth season with the Kings and third as Co-Director of Amateur Scouting. During the 2006-07 season, he served as a Pro Scout for the Kings before being named to his current position on June 5, 2007.

Prior to coming to Los Angeles, the native of Boxford, Massachusetts, served as an Amateur Scout with the Toronto Maple Leafs. In that role, he monitored prospects in the Quebec Major Junior Hockey League (QMJHL) as well as Hockey East (HE), the Eastern Collegiate Athletic Conference (ECAC), the Central Collegiate Hockey Association (CCHA), the United States Hockey League (USHL) and the U.S. National Development Team (USNTDP). The former defenseman also monitored U.S. High Schools and Tier 2 Hockey and, to a lesser degree, the Ontario Hockey League (OHL) and the Western Collegiate Hockey Association (WCHA).

Yannetti worked as an Amateur Scout with the Maple Leafs starting in 2004. Before that he worked as a Pro Scout for the franchise from 2000-04, focusing his attention on both the NHL and the American Hockey League (AHL). In that role, Yannetti was primarily responsible for the Eastern Conference in both leagues while also having responsibilities in the Western Conference and the ECHL.

Yannetti worked as an Advance Scout for the Stanley Cup Playoffs from 1999-04, where he was solely responsible for the pre-scouting of potential Toronto playoff opponents. His scouting included systems breakdown and analysis, and assessment of player tendencies. In addition, he also assisted the Toronto coaching staff in the development of strategies to exploit opposing player and team weaknesses.

Yannetti became a Scout after six seasons of professional hockey, and he turned pro after earning Second Team All-America honors from the American Hockey Coaches Association following a standout senior season at Williams College in 1993-94. Yannetti played three seasons with the Ephs after beginning his collegiate career at Brown University in 1990-91.

Mark, 38 (6/7/71), lives in Boston.



## MICHAEL FUTA

### Co-Director of Amateur Scouting

Michael Futa is in his third full season with the Kings as Co-Director of Amateur Scouting. He was named to his current position on June 5, 2007.

Futa came to the Kings after five successful seasons as General Manager of the Owen Sound Attack of the Ontario Hockey League (OHL), where he was named OHL Executive of the Year in 2005. The Attack advanced to the post-season in all five seasons with Futa at the helm, and high profile players like Kings prospects Trevor Lewis (17th overall, 2006 NHL Entry Draft) and Wayne Simmonds (second round, 61st overall, 2007 NHL Entry Draft) played for Owen Sound during Futa's tenure there. Futa has also served as Director of Team Ontario's Under-17 program for three seasons, and his Under-17 team won the gold medal at the Canada Games in 2007.

Prior to his time with the Attack, Futa served as both an Assistant Coach and Assistant General Manager with the Oshawa Generals (OHL) for two seasons (1999-01). The native of Toronto also served first as an Assistant Coach and then as a Head Coach of Toronto St. Michael's Majors (OHL) from 1997-00. Prior to that, he served as Head Coach and General Manager of the St. Michael's Buzzers (Provincial Junior "A").

Before turning to the coaching ranks, Futa played four seasons of professional hockey in Europe (two seasons in Germany and two seasons in Denmark). The former left wing also captained his team at York University, where he was also honored as the student who best combined academics and athletics at the school during his senior season.

Michael, 41 (10/28/67), lives in the greater Toronto-area. He has three daughters: Hunter and identical twins Carmen and Devon.



## BRENT MCEWEN

### Amateur Scout - Western Canada

Brent McEwen has been an Amateur Scout for the Kings since 2004. Prior to joining the Kings, McEwen enjoyed a varied background as a general manager, coach and teacher.

From 1997-2004, McEwen worked for the Saskatoon Blades of the Western Hockey League, where he held the title of General Manager, Hockey and Business Operations. He also was active in the League where he was Chairman of the team services committee; a member of the officiating and education committees; and Alternate Governor.

Prior to joining the Blades, McEwen spent four years in Europe. For one season he was the national team Head Coach for the Norwegian Ice Hockey Federation. In 1995-96, he was the Head Coach for Rogle BK of the Swedish Elite League, and prior to that he served for two seasons as the Head Coach for Vita Hasten of the Swedish Division 1 league.

Before joining the professional ranks, McEwen for 10 years worked at the University of Saskatchewan where his responsibilities included coaching the college hockey program; development and management of the Hockey School; and teaching.

A native of Whitewood, Saskatchewan, McEwen, 53 (5/11/56), graduated from the University of Saskatchewan in 1983. He and his wife, Ellen, have two children: a son, Duncan, and a daughter, Kirsten. They reside in Saskatoon, Saskatchewan.





**TONY GASPARINI**  
Amateur Scout  
United States



**DENIS FUGERE**  
Amateur Scout  
Quebec/Maritimes



**TODD WOODCROFT**  
Amateur Scout –  
Europe



**BOB CROCKER**  
Amateur Scout  
Northeastern  
United States



**MIKE DONNELLY**  
Collegiate Scout  
Western



**MARK MULLEN**  
Collegiate Scout –  
Eastern

## KINGS HOCKEY OPERATIONS - STAFF



**MARSHALL DICKERSON**  
Director of  
Team Operations



**LEE CALLANS**  
Scouting Operations  
Coordinator



**TIFFANY GROMMON**  
Executive Assistant to  
President/  
General Manager



**RYAN COLVILLE**  
Video Coordinator



**BOB FRIEDLANDER**  
Video Technician



**BILL GURNEY**  
Video Technician



## BOB MILLER TV Play-By-Play Announcer

Hockey Hall of Famer Bob Miller is in his 37th season as the "Voice of the Kings" -- the first 17 years simulcast on TV and radio and the last 19 years as the exclusive television voice of the team -- and is again joined for the 20th season by former Kings right winger Jim Fox for all Kings games on FS West.

On November 13, 2000, Miller was inducted into the Hockey Hall of Fame in Toronto, where a plaque hangs, as the recipient of the annual Foster Hewitt Memorial Award as selected by the NHL Professional Broadcasters' Association. The award recognizes those members of the radio and television industry who have made outstanding contributions to their profession and the game during their hockey broadcasting careers.

On October 2, 2006, Miller received a star on the famous Hollywood Boulevard Walk of Fame. He also that year authored the book, *Bob Miller's Tales from the Los Angeles Kings*. On February 4, 2002, Miller was inducted into the Southern California Sports Broadcasters Hall of Fame, and he currently serves as that organization's president. Miller has also been named the top television play-by-play announcer in Southern California three times, including 2005.

In 1998, to commemorate his 25 years of loyal service to the organization, Miller was honored by having the STAPLES Center press box named after him and was presented with a "lifetime contract" by the club, and in 1997, Miller was named as one of the six inaugural members of the Kings Hall of Fame during the organization's 30th Anniversary celebration. The National Association of Sportscasters and Sportswriters also named him the California Sportscaster of the Year in 1997 and 2002.

A native of Chicago, Miller, 71 (10/12/38), received his degree at the University of Iowa where he started his broadcasting career doing Hawkeye football and basketball games. Before joining the Kings, he worked professionally in radio and TV in Milwaukee and Madison, Wisconsin, and was the voice of University of Wisconsin hockey, football and basketball. In 1992, Miller received the honor of being inducted into Wisconsin's Hockey Hall of Fame.

Along with his duties for the Kings, Miller's voice has accented numerous TV and film projects, including "Cheers," "Rollerball," "Miracle on Ice," "The Mighty Ducks" and "The Mighty Ducks 2."

A resident of West Hills, Bob and his wife Judy have a married daughter, Kristin, and a son Kevin.



## JIM FOX TV Color Commentator

Jim Fox is in his 20th season as the Kings' television color commentator, joining Bob Miller in the booth for club broadcasts on FS West.

Eighth on the Kings all-time scoring list, eighth in assists and ninth in goals with 479 points (186-293=479) in 578 games, Fox spent his entire 10-year career as a member of the Kings after being selected in the first round (10th overall) of the 1980 NHL Entry Draft. A three time 30-goal scorer, Fox enjoyed his most productive season in 1984-85 when he recorded 83 points (30-53=83), and in 22 career playoff games with the Kings, Fox had 12 points (4-8=12). Over his playing career with the Kings, Fox also holds the distinction of playing the second most games -- starting, ending and only with the Kings (Dave Taylor holds the mark).

Prior to becoming a King, Fox enjoyed a standout junior career with the Ottawa 67's of the Ontario Hockey League (OHL). As the club's captain during the 1979-80 campaign, Fox scored at least one point in every game, including preseason, regular season and the playoffs, and he was a finalist for the Canadian Jr. Player of the Year after earning OHL Most Valuable Player and Leading Scorer awards.

Internationally, Fox represented Canada at the World Junior Championships in Helsinki (1979-80) and he also earned a bronze medal at the World Championships in Moscow in 1986.

Upon retirement as a player in 1990, Fox became Director of Community Relations for the Kings, a position he held until 1994. During that time, he was responsible for creating the Kings Care Foundation and annual Foundation events such as Tip-A-King, the team's charity golf tournament and the Kings Youth Hockey Camp.

He remains one of the strongest forces in the Kings community development and charitable efforts, especially with the Kings Youth Hockey Camp and the Kings Care Foundation where, as a special ambassador, he spends an enormous amount of time supporting and developing programs that benefit the children of our community.

Fox, 49 (5/18/60), a wine lover, has participated as a judge in the Long Beach Grand Cru and the 2002 and 2003 Los Angeles County Fair "Wines of the World," both international wine-tasting competitions. Also, he played himself in the popular 1999 movie "Mystery, Alaska," sits on the Board of Directors of the Kings Care Foundation and was the first Kings recipient of the club's Community Service Award (1988-89). Since 2003, Fox has also served as honorary co-chairman of the Newport Sports Museum Golf Classic.

During the summer of 2005, Fox worked as a co-teacher of "Know the Score: Sports Public Relations," an extension course at UCLA. In addition to his duties in the broadcasting booth, Fox has also served as the co-host of the Los Angeles-area Emmy Award-winning "Kings Live" (previously known as "Break the Ice") pre-game show on FS West for several seasons.

In the October 2, 2006, issue of Sports Illustrated, Fox was named the best analyst in hockey, and in February of 2007, Fox was named as the best TV color commentator in Southern California by the Los Angeles Daily News and columnist Tom Hoffarth, an honor Fox has enjoyed eight of the last nine years. In 2009, the Southern California Sports Broadcasters Association honored him with the top Pre and Post Game Shows commentator award.

Also, on February 11, 2006, the Kings held "Jim Fox Day" at STAPLES Center, and Fox was honored on the ice before a game for his 25 years of service to the organization as a player and broadcaster.

In 2007-08, Fox also continued with work for NHL Radio through the Stanley Cup Finals. He also then appeared on NHL Radio's weekly "Face-off" session and, for the past three years, has worked as an NHL playoff analyst for Yahoo! Sports.

A native of Coniston, Ontario, and a resident of Redondo Beach with his wife Susie, Jim enjoys golf and participating in charity events. This past summer he co-hosted (for the second straight year) with Dave Taylor for the Cystic Fibrosis Golf Classic, the 21st installment of the annual event that raised more than \$200,000.







## NICK NICKSON Radio Play-By-Play Announcer

In his 29th season with the Kings, Nick Nickson, the radio "Voice-of-the-Kings," calls the action of every pre-season, regular season and post-season playoff game on KTLK AM 1150 and along the Kings Radio Network.

A veteran with 34 years of hockey broadcasting experience totaling more than 2,900 games (including more than 2,400 with the Kings), Nickson's smooth, fast-paced and accurate delivery of every play allows the listener to "see the game" as the action unfolds. As a tribute to his broadcasting excellence last January he was inducted into the Southern California Sportscasters Hall of Fame.

In addition to his Kings broadcasting duties he has also called regular season and playoff games for the NHL Radio Network. Last Spring, he covered the World Championships for NBC Universal Sports. He has been instrumental in developing and maintaining the Kings Radio Network while assisting the Kings Communications department in writing and editing the annual media guide. He is also involved in the Kings Care Foundation and Kings Alumni Association and has written more than 180 stories and articles on the NHL and the Kings. His work can be read in the club's *Royal Reign* magazine. Nick is a member of the Southern California Sports Broadcasters Association and the National Hockey League Broadcasters Association, and for seven summers (1983-89) he was the public address announcer at Dodger Stadium.

Also, on January 21, 2006, the Kings held "Nick Nickson Day" at STAPLES Center, and Nickson was honored on the ice before a game for his 25 years of service to the organization as a radio and television broadcaster. As part of the ceremony, the club officially announced that the broadcast booth area at STAPLES Center had been named the Nick Nickson Broadcast Center in his honor.

His broadcasting career began during the 1975-76 season as the voice of the Rochester Americans (AHL) before joining the New Haven Nighthawks (AHL) in 1977. He spent four seasons (1977-81) calling the action for the Nighthawks before his association with the Kings began.

A native of Rochester, N.Y., Nickson attended Ithaca (N.Y.) College and served as the Sports Director for the school's radio station while doing play-by-play for Ithaca's hockey, football, baseball and basketball teams. After graduating in 1975, he worked as a disc jockey for two stations in Rochester before beginning his career in hockey shortly thereafter.

Nick and Carolyn reside in Santa Clarita and have two sons, Nicholas (married to Alexandra) and Timothy.



## DARYL EVANS Radio Color Commentator

In his 11th season as the Kings radio commentator, Daryl Evans and veteran play-by-play announcer Nick Nickson are heard on all club radio broadcasts on flagship station KTLK AM 1150 and along the Kings Radio Network. During the 1998-99 season, Evans worked alongside Nickson as a back-up commentator, and along with his role on the radio, Evans is also an executive with the Toyota Sports Center in El Segundo, formerly serving as the facility's General Manager.

A member of the Kings as a player from 1981-85, Evans scored the franchise's most memorable goal in a game forever remembered as the "Miracle on Manchester." Facing the heavily-favored Edmonton Oilers in the best-of-five first round of the 1982 playoffs, the Kings pulled off two huge



upsets — one, in winning the series three games to two; and two, winning Game 3 of the series.

Down 5-0 in the third period of that game on April 10, 1982, the Kings steadily chipped away at Edmonton's lead and tied the game with five seconds left in regulation. At 2:35 of the extra period, Evans, then a rookie, sent a shot over Grant Fuhr's shoulder to seal an improbable end to an incredible game. Evans went on to lead the Kings in playoff scoring with 13 points (5-8=13) in 1982.

The past three seasons, Evans spearheaded a charitable giving program in which he donated \$100 for every Kings power play goal scored (for a total of \$21,400). The proceeds go to the Ronald McDonalds House of Southern California. Prior to his full-time radio role, Evans served as the Director of Premium Seating Sales for STAPLES Center, where he was responsible for sales of luxury suites, premier seats and the premier club. Prior to taking the position at STAPLES Center, Evans managed at Martin Cadillac in West Los Angeles from 1992-99.

Selected by the Kings in the ninth-round (178th overall) of the 1980 Draft, the left wing recorded 52 points (22-30=52) in 113 NHL games with the Kings, Capitals and Maples Leafs. In 11 career playoff games, Evans, 48 (1/12/61), registered 13 points (all of those 13 points came with the Kings during the 1982 playoffs).

In addition, Evans coached the UCLA Bruins club hockey team in the Pac-8 League for two seasons (1997-99). They won the Pac-8 championship in 1998-99 and also went to the national championships in Utah in 1999, where they were eliminated. Evans was also named the Pac-8 Coach of the Year both years.

He also serves as a power skating consultant for the Kings, having started those duties in 2007.

A native of Toronto, Daryl resides in Redondo Beach, and he has two children: DJ and Danielle.


# GREAT KINGS MOMENTS IN STAPLES CENTER HISTORY



THE PLAYERS

**November 10, 2007 –  
The Kings scored five third  
period goals and Anze  
Kopitar (pictured with  
Alexander Frolov) capped the  
6-5 comeback win against  
Dallas with a game-winning  
overtime goal in a game  
dubbed "The Royal Rebound."**





# DUSTIN BROWN

**Position:** Right Wing / **Shoots:** Right

**Height:** 6-0 / **Weight:** 208

**Age:** 24 (Turns 25 on Nov. 4, 2009)

**Birthplace:** Ithaca, N.Y.

(Nov. 4, 1984)

# 23

**ACQUIRED BY KINGS:** Selected by the Kings in the first round (13th overall) in the 2003 NHL Entry Draft.

**2008-09:** Named a finalist for the NHL Foundation Player Award...Selected as the Kings MVP (Bill Libby Memorial Award), Most Popular Player and recipient of the Kings Community Service Award...Ranked third in the NHL with 285 hits...He donated \$50 for every hit to KaBOOM!, a non-profit organization that envisions a great place to play within walking distance of every child in America (\$14,250 total donated)...Ranked eighth in the NHL with 292 shots...Ranked third on the Kings with 53 points, 24 goals and 29 assists (which tied a career high)...Led the Kings with six game-winning goals...Led the Kings with 17 multi-point games (the team was 12-2-3 in those games)...Was 1-for-6 in shootouts = 16.7 percent...Earned 100th career NHL assist March 3, 2009 at Columbus...Missed two games (Feb. 24, 2009 at Minnesota and Feb. 25, 2009 at Philadelphia), as his wife Nicole gave birth to their second child (Mason)...Had a five-game point streak (3-4=7), which lasted from Feb. 14 to Feb. 21, 2009...Had 20 points in 15-game span (9-11=20) from Jan. 17 to Feb. 21, 2009...Had seven multi-point efforts in 13-game span from Jan. 17 to Feb. 18, 2009...Recorded career-high 12 hits Feb. 14, 2009 vs. Edmonton...Had a career-high five-game goal streak (6-4=10), which lasted from Jan. 17 to Jan. 31, 2009 (three straight multi-point games from Jan. 21 to Jan. 31, 2009)...Recorded three points and 11th career multi-goal game (2-1=3) Jan. 29, 2009 vs. Chicago...Named NHL First Star of the Week (ending Jan. 25, 2009) after posting three points (2-1=3), two game-winning goals and a plus-4 rating in two games, plus added an assist at his first career NHL All-Star Game appearance Jan. 25, 2009 at Montreal...Appeared in his 300th NHL game Dec. 17, 2008 vs. New York Rangers...Recorded first career hat trick Dec. 11, 2008 vs. St. Louis...Recorded career-high 11 shots on goal Dec. 5, 2008 vs. Edmonton...Recorded multi-point games in three of four games from Oct. 14 to Oct. 24, 2008...Named the 15th captain in Kings history Oct. 8, 2008...The youngest to wear the "C" in Kings history and also the only American-born captain in team history.

**2007-08:** Selected as Kings Most Inspirational Player (Ace Bailey Memorial Award) and Most Popular Player...Finished third on the club with a career-high 60 points (33-27=60)...Led Kings with career-high 33 goals and was tied for first with 12 power-play goals...Tied for first on the club with four shootout goals (4-for-8, 50 percent)...Had six multi-goal games during the season and 13 multi-point games...Led NHL with 311 hits...Scored 30th goal of the season March 13, 2008 at Nashville...Tied career high with three points (2-1=3) Feb. 28, 2008 at Edmonton...Missed two games (Feb. 5, 2008 at New York Rangers and Feb. 7, 2008 at Detroit), as his wife Nicole gave birth to their first child (Jake)...Had career-high nine-game point streak (6-8=14), which lasted from Nov. 24 to Dec. 10, 2007...Had career high seven-game assist streak (7a), which lasted from Nov. 28, to Dec. 10, 2007...Recorded three points (2-1=3) Dec. 6, 2007 vs. Buffalo...Notched 100th career NHL point Dec. 5, 2007 at Phoenix...Notched

two points (1-1=2) and had 10 hits Dec. 3, 2007 vs. Edmonton...Agreed to terms on six-year contract extension Oct. 26, 2007...Played in his 200th career NHL game Oct. 19, 2007 at Vancouver...Recorded three points (2-1=3) Oct. 6, 2007 vs. St. Louis.

**2006-07:** Set career highs with 13 power-play goals, 29 assists and 81 games played...Finished second in the NHL with 258 hits...Finished second on the club with 13 power-play goals and 25 power-play points (13-12=25)...Finished second on the Kings with four shootout goals (4-for-8, 50 percent).

**2005-06:** Led the Kings with 175 hits...Scored both goals in a 2-1 win at Toronto on Dec. 6, 2005 (his first career two-goal game)...Played in his 100th career NHL game March 27, 2006 at Vancouver.

**2004-05:** Finished second in scoring for Manchester (AHL) with 74 points (29-45=74).

**2003-04:** Made his Kings/NHL debut Oct. 9, 2003 at Detroit...Recorded his first career point with an assist Nov. 5, 2003 at Florida (his 10th NHL game)...Scored his first NHL goal Nov. 23, 2003 at Colorado (his 18th NHL game).

**LAST AMATEUR CLUB:** Guelph, OHL...Winner of the OHL's Bobby Smith Trophy (given to the OHL's Scholarly Player of the Year) in 2002-03, 2001-02 and 2000-01...OHL First All-Rookie Team in 2000-01.

**INTERNATIONAL PLAY:** Attended Team USA's Olympic Men's Ice Hockey Orientation Camp (along with Jack Johnson, Jonathan Quick and Rob Scuderi) Aug. 17 - 19, 2009...Represented Team USA at the 2009 World Championships (9 GP, 3-5=8)...Served as one of Team USA's captains (team captains rotated throughout the tournament)...Was one of three Kings to play for the team - joining Peter Harrold and Jack Johnson...Also played for the United States at the World Championships in 2008, (7 GP, 5-4=9), 2006 (7 GP, 5-2=7) and 2004 (9 GP, 1-3=4, bronze medal)...Represented United States at the 2003 World Junior Championships (7 GP, 2-2=4) and was the youngest member of the team at the 2002 World Junior Championships (7 GP, 1-3=4).

**PERSONAL:** Nickname: Brownny...Off-season home: Los Angeles...Wife: Nicole...Kids: Jake (20 months), Mason (8 months)...Pets: dog (Milo)...Favorite Movie: The Shawshank Redemption...Favorite TV show: Rescue Me...Favorite actor: Edward Norton...Favorite band: Dave Matthews Band and Kings of Leon...Favorite NHL city, other than Los Angeles: Chicago...Favorite book: The Lone Survivor...Favorite sport other than hockey: lacrosse...Favorite hockey moment...Royal Rebound vs. Dallas Nov. 10, 2007...Favorite hockey player growing up: Peter Forsberg...Favorite road arena: American Airlines Center...Favorite vacation spot: Hawaii...First job: at a golf course...Wears jersey number because: last available number on high school team...Charities: supports KaBOOM!...Helps the environment by: carpooling...If not a hockey player he would be: teacher...Miscellaneous: better lacrosse player than hockey player growing up.

## CAREER HIGHLIGHTS

**FIRST NHL GAME:** Oct. 9, 2003 at Detroit

**FIRST NHL GOAL:** Nov. 23, 2003 at Colorado

**FIRST NHL ASSIST:** Nov. 5, 2003 at Florida

**MOST POINTS, Game:** 3, 5x's

(Last: Jan. 29, 2009 vs. Chicago)

**MOST GOALS, Game:** 3, Dec. 11, 2008 vs. St. Louis

**MOST ASSISTS, Game:** 2, 8x's

(Last: Feb. 16, 2009 vs. Atlanta)

**LONGEST POINT STREAK:** 9, Nov. 24 to Dec. 10, 2007: 6-8=14

**LONGEST GOAL STREAK:** 5, Jan. 17 to Jan. 31, 2009: 6g

**LONGEST ASSIST STREAK:** 7, Nov. 28, to Dec. 10, 2007: 7a

**CAREER PENALTY SHOTS:** None

**CAREER OVERTIME GOALS:** 2

Last: March 19, 2009 at Boston

**CAREER SHOOTOUT GOALS/ATTEMPTS:** 9/22 (41 percent)

## BROWN -vs- NHL

	GP	G	A	PTS	PIM		GP	G	A	PTS	PIM
ANA	31	8	12	20	20	MTL	4	1	1	2	4
ATL	3	1	2	3	0	NSH	16	3	3	6	8
BOS	4	2	2	4	2	NJ	5	0	2	2	6
BUF	4	2	2	4	4	NYI	3	0	2	2	0
CGY	18	2	5	7	15	NYR	2	1	2	3	2
CAR	4	1	1	2	0	OTT	4	0	1	1	4
CHI	19	5	5	10	9	PHI	4	0	1	1	4
COL	19	4	7	11	6	PHX	30	5	6	11	16
CBJ	15	2	5	7	26	PIT	4	1	1	2	2
DAL	31	11	9	20	52	SJ	31	6	10	16	26
DET	16	3	2	5	4	STL	17	9	4	13	23
EDM	16	7	6	13	8	TB	4	1	1	2	2
FLA	4	2	1	3	0	TOR	4	4	0	4	4
LA	-	-	-	-	-	VAN	17	5	5	10	12
MIN	15	2	2	4	10	WSH	5	1	3	4	0

## CAREER REGULAR SEASON STATISTICS

SEASON	TEAM	GP	G	A	P	+/-	PIM	PP	SH	GW	SHOTS	PCT
1998-1999	Ithaca High-NY	18	4	13	17							
1999-2000	Ithaca High-NY	24	33	21	53							
2000-2001	Guelph OHL	53	23	22	45	8	45	10	1			
2001-2002	Guelph OHL	63	41	32	73	4	56	16	1			
2001-2002	United States WJC-A	7	1	3	4	3	10	0	0	1	19	5.3
2002-2003	Guelph OHL	58	34	42	76	-9	89	15	3			
2002-2003	United States WJC-A	7	2	2	4	2	10	1	0	0	15	13.3
2003-2004	Kings	31	1	4	5	0	16	0	0	0	40	2.5
2003-2004	United States WC-A	9	1	3	4	1	4	0	0	0	12	8.3
2004-2005	Manchester AHL	79	29	45	74	7	96	12	0	6	263	11.0
2005-2006	Kings	79	14	14	28	-10	80	6	0	2	159	8.8
2005-2006	United States WC-A	7	5	2	7	0	10	4	0	1	23	21.7
2006-2007	Kings	81	17	29	46	-21	54	13	0	1	195	8.7
2007-2008	Kings	78	33	27	60	-13	55	12	2	4	219	15.1
2007-2008	United States WC-A	7	5	4	9	2	22	2	0	0	24	20.8
2008-2009	Kings	80	24	29	53	-15	64	7	0	6	292	8.2
2008-2009	United States WC-A	9	3	5	8	2	8	1	0	0	25	12.0
<b>NHL Totals</b>		<b>349</b>	<b>89</b>	<b>103</b>	<b>192</b>	<b>-59</b>	<b>269</b>	<b>38</b>	<b>2</b>	<b>13</b>	<b>905</b>	<b>9.8</b>
<b>KINGS Totals</b>		<b>349</b>	<b>89</b>	<b>103</b>	<b>192</b>	<b>-59</b>	<b>269</b>	<b>38</b>	<b>2</b>	<b>13</b>	<b>905</b>	<b>9.8</b>





# DREW DOUGHTY

**Position:** Defense / **Shoots:** Right

**Height:** 6-0 / **Weight:** 211

**Age:** 19 (Turns 20 on Dec. 8, 2009)

**Birthplace:** London, Ontario  
(Dec. 8, 1989)

8

**ACQUIRED BY KINGS:** Selected by the Kings in the first round (2nd overall) in the 2008 NHL Entry Draft.

**2008-09:** Named to NHL's All-Rookie Team (fourth Kings defenseman to receive honor and first to receive honor since Lubomir Visnovsky in 2000-01)...Selected as the Kings Outstanding Defenseman and Best Newcomer (Mark Bavis Memorial Award)...Led NHL rookies and the Kings with 23:49 average time-on-ice...Played at least 20 minutes in 76 of 81 games (25-plus minutes in 34 games and a season-high 29:04 Nov. 22, 2008 vs. Colorado)...Tied for first among NHL rookie defensemen with 27 points and 21 assists...Tied for second among NHL rookie defensemen with six goals (which was tied for first on the team)...His 27 points were the most by a Kings rookie defenseman since Lubomir Visnovsky had 39 points (7-32=39) in 2000-01...Ranked second among NHL rookies with 114 blocked shots (which was second on the team)...Ranked second among NHL rookie defensemen with three power-play goals (which was tied for first among team defensemen)...Led NHL rookie defensemen with 126 shots...Had seven multi-point games (the Kings were 6-0-1 in those games)...Was 1-for-3 in shootouts = 33.3 percent...Recorded two assists April 4, 2009 vs. Phoenix...Had three-game point streak (2-2=4), which lasted from March 19 to March 23, 2009...Recorded two points (1-1=2) March 19, 2009 at Boston...Recorded two assists March 5, 2009 vs. Dallas...Scored game-deciding shootout goal Feb. 24, 2009 at Minnesota...Recorded two assists Feb. 16, 2009 vs. Atlanta...Recorded two assists Jan. 20, 2009 at Minnesota...Selected to participate in the YoungStars event as part of the 2009 NHL All-Star Weekend and recorded two points (1-1=2) in the game (Jan. 24, 2009 at Montreal)...Recorded six blocked shots Dec. 2, 2008 at Phoenix...Was among the runner-ups for Rookie of the Month honors for November 2008 after notching seven points (2-5=7) in 13 games (tied for second most among rookie defensemen)...Had five points in three-game span (1-4=5) Nov. 6 to Nov. 11, 2008...Recorded second straight multi-point game Nov. 8, 2008 vs. St. Louis (1-1=2)...Recorded first two assists in NHL (first career multi-point game) Nov. 6, 2008 vs. Florida...Was a plus-3 Oct. 24, 2008 at St. Louis...Recorded first career NHL point with a goal Oct. 20, 2008 vs. Colorado (fifth NHL game)...Made NHL debut Oct. 11, 2008 at San Jose...Became the fifth youngest player (second youngest defenseman) to appear in a game for the Kings.

**2007-08:** Recorded 50 points (13-37=50) and 68 penalty minutes in 58 regular season games with Guelph (OHL)...His 50 points ranked third overall on Guelph and tied for ninth among OHL defensemen...Ranked third on Guelph with nine power-play goals...Was an alternate captain at the 2008 OHL All-Star Classic...Voted Best Offensive Defenseman in the 2008 OHL Coaches Poll (second straight year with the award)...Appeared in 10 playoff games for Guelph, recording nine points (3-6=9) and 14 penalty minutes.

**2006-07:** Recorded a junior career-high 74 points (21-53=74) and 76 penalty minutes in 67 regular season games with Guelph...His 74 points and 53 assists were

both second among OHL defensemen...His 21 goals was fourth among league blue-liners...Led Guelph with 15 power-play goals...Voted Best Offensive Defenseman in the 2007 OHL Coaches Poll...Participated at the 2007 OHL All-Star Classic...Appeared in four playoff games for Guelph, recording five points (2-3=5) and eight penalty minutes.

**2005-06:** Recorded 33 points (5-28=33) and 40 penalty minutes in 65 regular season games with Guelph...His 33 points and 28 assists were both second among team defensemen...Named to OHL All-Rookie Team...Appeared in 14 playoff games for Guelph, recording 13 points (0-13=13) and 18 penalty minutes in 14 games.

**LAST AMATEUR CLUB:** Guelph, OHL...Voted Best Offensive Defenseman in both the 2007 and 2008 OHL Coaches Poll...Participated in both the 2007 and 2008 OHL All-Star Classic...Named to 2005-06 OHL All-Rookie Team.

**INTERNATIONAL PLAY:** Invited to attend Team Canada's Olympic Men's Ice Hockey Orientation Camp (along with Ryan Smyth), which took place, Aug. 24 - 27, 2009...Earned a silver medal for Team Canada at the 2009 World Championships (9 GP, 1-6=7)...His seven points was tied for fourth among defensemen in the tournament, while his six assists was third most among defensemen in the tournament (tied for eighth overall)...His plus-5 rating was tied for second among Canadian blue-liners...Earned a gold medal for Team Canada at the 2008 World Junior Championships (7 GP, 0=4=4) and was named Top Defenseman of the tournament...Represented Canada at the 2007 World Junior Under-18 Championships and the 2006 World Junior Under-17 Championships.

**PERSONAL:** Nickname: Dewy...Off-season home: London, Ontario...Favorite TV show: Entourage...Favorite NHL city, other than Los Angeles: Vancouver...Favorite magazine: Maxim...Favorite sport other than hockey: soccer...Favorite hockey moment: winning gold medal at 2008 World Junior Championships...Favorite pro athlete: Wayne Gretzky...Favorite hockey player growing up: Wayne Gretzky...Favorite road arena: Bell Centre...Favorite food: steak...Favorite holiday: Christmas...Favorite website, other than LAKings.com: youtube.com...Favorite vacation spot: Cancun...Superstitions: putting equipment on left before right...First job: at a hockey camp...Wears jersey number because: date of his birthday...If not a hockey player he would be: soccer player.

## CAREER HIGHLIGHTS

**FIRST NHL GAME:** Oct. 11, 2008 at San Jose  
**FIRST NHL GOAL:** Oct. 20, 2008 vs. Colorado  
**FIRST NHL ASSIST:** Nov. 6, 2008 vs. Florida  
**MOST POINTS, Game:** 2, 7x's  
(Last: April 4, 2009 vs. Phoenix)  
**MOST GOALS, Game:** 1, 6x's  
(Last: March 22, 2009 at Chicago)  
**MOST ASSISTS, Game:** 2, 5x's  
(Last: April 4, 2009 vs. Phoenix)  
**LONGEST POINT STREAK:** 3, 2x's  
(Last: March 19 to March 22, 2009: 2-2=4)  
**LONGEST GOAL STREAK:** 1, 6x's  
(Last: March 22, 2009: 1g)  
**LONGEST ASSIST STREAK:** 3  
(Nov. 6 to Nov. 11, 2008: 4a)  
**CAREER PENALTY SHOTS:** None  
**CAREER OVERTIME GOALS:** None  
**CAREER SHOOTOUT GOALS/ATTEMPTS:** 1/3  
(33 percent)

## DOUGHTY -vs- NHL

	GP	G	A	PTS	PIM		GP	G	A	PTS	PIM
ANA	6	0	0	0	10	MTL	1	0	0	0	0
ATL	1	0	2	2	0	NSH	4	0	0	0	2
BOS	1	1	1	2	0	NJ	2	0	0	0	0
BUF	1	0	0	0	0	NYI	1	0	0	0	2
CGY	4	0	0	0	2	NYR	1	0	0	0	2
CAR	1	0	0	0	0	OTT	1	0	0	0	2
CHI	4	1	1	2	0	PHI	2	0	0	0	2
COL	4	1	1	2	4	PHX	6	0	2	2	4
CBJ	4	0	2	2	4	PIT	1	0	1	1	2
DAL	6	0	3	3	2	SJ	6	0	0	0	4
DET	3	0	0	0	0	STL	4	1	2	3	2
EDM	4	1	1	2	6	TB	1	0	0	0	0
FLA	1	0	2	2	2	TOR	1	0	0	0	0
LA	-	-	-	-	-	VAN	4	0	0	0	4
MIN	4	0	3	3	0	WSH	2	1	0	1	0

## CAREER REGULAR SEASON STATISTICS

SEASON	TEAM	GP	G	A	P	+/-	PIM	PP	SH	GW	SHOTS	PCT
2004-2005	London Minor-ON	55	19	30	49		31					
2005-2006	Guelph OHL	65	5	28	33	-11	40	4	0			
2006-2007	Guelph OHL	67	21	53	74	7	76	15	1			
2006-2007	Canada WJ18-A	6	2	3	5	-1	8	1	0	0	19	10.5
2007-2008	Guelph OHL	58	13	37	50	-1	68	9	0			
2007-2008	Canada WJC-A	7	0	4	4	0	0	0	0	0	13	0.0
2008-2009	Kings	81	6	21	27	-17	56	3	0	1	126	4.8
2008-2009	Canada WC-A	9	1	6	7	5	4	0	0	0	13	7.7
	<b>NHL Totals</b>	<b>81</b>	<b>6</b>	<b>21</b>	<b>27</b>	<b>-17</b>	<b>56</b>	<b>3</b>	<b>0</b>	<b>1</b>	<b>126</b>	<b>4.8</b>
	<b>KINGS Totals</b>	<b>81</b>	<b>6</b>	<b>21</b>	<b>27</b>	<b>-17</b>	<b>56</b>	<b>3</b>	<b>0</b>	<b>1</b>	<b>126</b>	<b>4.8</b>







# ALEXANDER FROLOV

# 24

**Position:** Left Wing / **Shoots:** Right  
**Height:** 6-2 / **Weight:** 208  
**Age:** 27 (Turns 28 on June 19, 2010)  
**Birthplace:** Moscow, Russia  
 (June 19, 1982)

**ACQUIRED BY KINGS:** Selected by the Kings in the first round (20th overall) in the 2000 NHL Entry Draft.

**2008-09:** Led the Kings with 32 goals (third time he's led the team in goals)...Ranked second on the Kings with 59 points (32-27=59)...Led the Kings with 12 power-play goals and ranked second on the team with 25 power-play points...Led the Kings with 54 take-aways...Led the Kings with an 18.2 shooting percentage (which ranked sixth in the NHL)...Had 14 multi-point games (the Kings were 11-1-2 in those games)...Was 1-for-6 in shootouts = 16.7 percent...Recorded two goals April 4, 2009 vs. Phoenix, including his 30th of the season...Had a seven-game point streak (2-7=9), which lasted from March 3 to March 14, 2009...Had a four-game assist streak (5a), which lasted from March 3 to March 9, 2009...Recorded three points (1-2=3) March 5, 2009 vs. Dallas...Recorded three points (1-2=3) Feb. 16, 2009 vs. Atlanta...Recorded 20th goal of the season Jan. 21, 2009 at Colorado...It marked the fifth straight season he's scored at least 20 goals (the last King to accomplish that was Luc Robitaille, who scored 20-plus goals eight straight seasons from 1986-87 to 1993-94)...Earned 300th career NHL point Jan. 17, 2009 at Dallas...Had six goals in seven-game span from Nov. 22 to Dec. 5, 2008...Had a career-high four-game goal streak, which lasted from Nov. 29 to Dec. 5, 2008 (4g)...Appeared in his 400th NHL game Nov. 29, 2008 vs. Chicago.

**2007-08:** Finished second on the club with 67 points (23-44=67) and a career-high 44 assists...Led Kings with seven game-winning goals and in points per game (.944)...The Kings were 12-3-2 when Frolov had a multi-point game...Of his 17 multi-point efforts, he had six three-point games and one five-point game...Had 17 points (7-10=17) in a 10-game stretch (Feb. 5 to Feb. 23, 2008)...Had 36 points in a 28-game stretch (Jan. 1 to Feb. 23, 2008)...Notched his third career hat trick (first at STAPLES Center) Feb. 21, 2008 vs. St. Louis...Tied career high (third time of the season) with three assists Feb. 15, 2008 vs. Calgary...Notched career-high five points (2-3=5) Jan. 1, 2008 vs. Chicago (second three-assist game of the season)...Notched three points in two consecutive games: (1-2=3 Nov. 10, 2007 vs. Dallas and 0-3=3 Nov. 13, 2007 at Anaheim)...Had seven-game point streak (3-6=9), which lasted from Oct. 12 to Oct. 25, 2007...Had three-game goal-scoring streak (3g), which lasted from Oct. 19 to Oct. 25, 2007...Was 0-2 in shootouts.

**2006-07:** Set career highs with 35 goals, 71 points, 28 power-play points (10-18=25), 82 games played, 195 shots and 19:56 time-on-ice average...One of two Kings to appear in all 82 games...His shooting percentage of 17.9 ranked 11th overall in the NHL...Led Kings with six game-winning goals, seven multiple-goal games and 17 road goals...Finished second on Kings with 17 multi-point games...Tied for second on Kings with four shootout goals (4-for-9, 44.4 percent)...Played in his 300th career NHL game March 23, 2007 at Chicago...Recorded 200th career NHL point March 18, 2007 at Anaheim...Recorded his 100th career NHL assist Feb. 3, 2007 at Florida, and recorded four points (2-2=4) in the same game...Tied career high with three assists Nov. 7,

2006 at Colorado...Recorded five straight multi-point games from Dec. 26, 2006 to Jan. 3, 2007 (4-8=12)...Recorded three straight multi-goal games from Nov. 13 to Nov. 18, 2006 (6g).

**2005-06:** Set career highs with a plus-17 rating and three short-handed goals...His three shorthanded goals and four game-winning goals tied for second on the club...Tied for team lead with three shootout goals...Led the team with a shootout percentage of 75 percent (3-for-4, 75 percent)...Recorded his second career hat trick and finished with a season high 10 shots and a season high plus-4 rating Jan. 12, 2006 at Boston...Also scored a goal on his first career penalty shot (against Andrew Raycroft) in that same contest...Played in his 200th career NHL game Jan. 7, 2006 at San Jose...Recorded four points (1-3=4) Nov. 22, 2005 at St. Louis...Recorded his 100th career NHL point Nov. 17, 2005 vs. Vancouver...Recorded first career hat trick and first career four-point game (3-1=4) Nov. 13, 2005 at Columbus.

**2003-04:** Led the Kings with 24 goals and finished second with 48 points...Placed among the top five in goals, assists and points for second-year NHL players...Ranked second on Kings with a plus-8 rating...Played in his 100th career NHL game Nov. 27, 2003 at Phoenix.

**2002-03:** Selected as the Kings Best Newcomer (Mark Bavis Memorial Award)...Finished sixth among NHL rookies with 31 points (14-17=31)...Tied for second on the club with three game-winning goals...Was one of 10 rookies to play for the Kings during the season...Recorded first career goal (also the game-winner) Oct. 25, 2002 at the New York Rangers (his seventh NHL game)...Recorded his first career point with an assist Oct. 19, 2002 vs. Vancouver...Made his NHL debut Oct. 9, 2002 vs. Phoenix.

**INTERNATIONAL PLAY:** Attended Team Russia's Olympic Men's Ice Hockey Orientation Camp, Aug. 29 to Sept. 1, 2009...Earned a gold medal for Team Russia at the 2009 World Championships (7 GP, 3-1-4)...Represented Russia at the 2006 Winter Olympic Games (3 GP, 0-1=1)...Also played for his country at the 2004 World Cup of Hockey (4 GP, 0-2=2) and the 2003 World Championships (7 GP, 3-2=5) where he co-led his team in points...Won a gold medal, led his team in goals and co-lead his team in points at the 2002 World Junior Championships (7 GP, 6-2=8).

**PERSONAL:** Nickname: Fro...Off-season home: Moscow...Kid: Alexandra...Favorite movie: The Hangover...Favorite actress: Angelina Jolie...Favorite NHL city, other than Los Angeles: New York City...Favorite magazine: The Village Idiot Music Magazine...Favorite sport other than hockey: tennis...Favorite hockey moment: winging gold medal at 2009 World Championships...Favorite pro athlete: Matt Greene...Favorite road arena: Madison Square Garden...Favorite food: steak...Favorite holiday: New Year's Eve...Favorite vacation spot: Hawaii.

## CAREER HIGHLIGHTS

**FIRST NHL GAME:** Oct. 9, 2002 vs. Phoenix  
**FIRST NHL GOAL:** Oct. 25, 2002 at NY Rangers  
**FIRST NHL ASSIST:** Oct. 19, 2002 vs. Vancouver  
**MOST POINTS, Game:** 5, Jan. 1, 2008 vs. Chicago  
**MOST GOALS, Game:** 3, 3x's  
 (Last: Feb. 21, 2008 vs. St. Louis)  
**MOST ASSISTS, Game:** 3, 5x's  
 (Last: Feb. 15, 2008 vs. Calgary)  
**LONGEST POINT STREAK:** 8, Oct. 16 to Nov. 2, 2005: 5-6=11  
**LONGEST GOAL STREAK:** 4  
 Nov. 29 to Dec. 5, 2008: 4g  
**LONGEST ASSIST STREAK:** 5, Nov. 17 to Nov. 26, 2005: 9a  
**CAREER PENALTY SHOTS:** 1/2, Last: Oct. 30, 2008 vs. Vancouver (vs. Luongo) - Missed  
**CAREER OVERTIME GOALS:** 1, Jan. 26, 2007 at Vancouver  
**CAREER SHOOTOUT GOALS/ATTEMPTS:** 8/21 (38 percent)

## FROLOV -vs- NHL

	GP	G	A	PTS	PIM		GP	G	A	PTS	PIM
ANA	40	11	16	27	18	MTL	6	0	1	1	0
ATL	5	2	4	6	2	NSH	23	9	7	16	6
BOS	5	3	2	5	0	NJ	7	0	3	3	0
BUF	5	0	2	2	2	NYI	5	3	1	4	0
CGY	22	5	14	19	16	NYR	5	3	2	5	2
CAR	6	1	2	3	4	OTT	6	2	3	5	0
CHI	22	8	11	19	4	PHI	7	3	1	4	0
COL	20	5	12	17	4	PHX	37	20	13	33	12
CBJ	23	6	7	13	12	PIT	6	0	4	4	0
DAL	36	10	16	26	18	SJ	35	10	15	25	22
DET	23	10	7	17	10	STL	21	11	8	19	8
EDM	23	5	9	14	14	TB	5	1	1	2	0
FLA	5	2	2	4	2	TOR	5	4	2	6	8
LA	-	-	-	-	-	VAN	23	8	6	14	8
MIN	22	3	4	7	12	WSH	7	4	6	10	0

## CAREER REGULAR SEASON STATISTICS

SEASON	TEAM	GP	G	A	P	+/-	PIM	PP	SH	GW	SHOTS	PCT
1998-1999	Spartak Moscow Russia	1	0	0	0		0	0	0	0		0.0
1998-1999	Russia Nat-Tm	3	2	1	3		2					
1999-2000	Yaroslavl 2 Russia-3	36	27	13	40		30					
1999-2000	Russia Nat-Tm	10	6	8	14		12					
1999-2000	Russia WJ18-A	6	5	1	6	8	10					
2000-2001	Krylja Sovetov Moscow Russia-2	44	20	19	39	39	8					
2001-2002	Krylja Sovetov 2 Russia-3	2	0	0	0		4	0	0	0		0.0
2001-2002	Krylja Sovetov Russia	42	18	13	31	15	16					
2001-2002	Russia WJC-A	7	6	2	8	5	4	2	0	0	15	40.0
2002-2003	Kings	79	14	17	31	12	34	1	0	3	141	9.9
2002-2003	Russia WC-A	7	3	2	5	0	6	1	0	0	20	15.0
2003-2004	Kings	77	24	24	48	8	24	5	2	3	168	14.3
2003-2004	Nizhny Novgorod Russia	1	0	0	0		0	0	0	0		0.0
2004-2005	Russia W-Cup	4	0	2	2	0	2	0	0	0		0.0
2004-2005	CSKA Russia	42	20	17	37	16	10					
2004-2005	Dynamo Moscow Russia	6	2	1	3	2	2					
2005-2006	Kings	69	21	33	54	17	40	4	3	4	174	12.1
2005-2006	Russia Olympics	3	0	1	1	1	0	0	0	0	1	0.0
2006-2007	Kings	82	35	36	71	-8	34	10	1	6	195	17.9
2006-2007	Russia WC-A	9	5	6	11	4	0	4	0	0	24	20.8
2007-2008	Kings	71	23	44	67	1	22	5	0	7	160	14.4
2008-2009	Kings	77	32	27	59	-6	30	12	1	1	176	18.2
2008-2009	Russia WC-A	7	3	1	4	2	2	0	0	0	11	27.3
NHL Totals		455	149	181	330	24	184	37	7	24	1,014	14.7
KINGS Totals		455	149	181	330	24	184	37	7	24	1,014	14.7





# MATT GREENE

**Position:** Defense / **Shoots:** Right

**Height:** 6-3 / **Weight:** 237

**Age:** 26 (Turns 27 on May 13, 2010)

**Birthplace:** Grand Ledge, Mich.

(May 13, 1983)

2

**ACQUIRED BY KINGS:** From Edmonton with Jarret Stoll for Lubomir Visnovsky on June 29, 2008.

**2008-09:** Has played in 115 consecutive games (Jan. 20, 2008 to present)...Recorded a career-high two goals, 12 assists, 14 points, 111 penalty minutes, 76 shots and 82 games played...One of five Kings to play in all 82 games...Led the Kings (10th in NHL) with 167 blocked shots...Ranked second on the Kings with 206 hits...Recorded two assists Feb. 18, 2009 at Anaheim...Appeared in his 200th NHL game Feb. 3, 2009 at Ottawa...Recorded seven hits and seven blocked shots Jan. 31, 2009 at Montreal...Recorded first career multi-point game Jan. 20, 2009 at Minnesota (two assists)...Recorded first goal as a King (first NHL goal since Dec. 14, 2006) Dec. 15, 2008 vs. San Jose...Also played a season-high 25:34 Dec. 15, 2008 vs. San Jose...Earned first point as a King with an assist Oct. 27, 2008 vs. Detroit...Signed to five-year contract extension Oct. 17, 2008...Named an alternate captain Oct. 8, 2008.

**2007-08:** Recorded one point (assist) and 53 penalty minutes in 46 regular season games with Edmonton...Had season-high six hits April 3, 2008 at Vancouver...Had season-high five blocked shots March 26, 2008 at Minnesota...Played a season-high 22:31 Feb. 16, 2008 at Vancouver and was a plus-2...He also had a season-high plus-2 rating March 22, 2008 vs. Colorado and Feb. 12, 2008 vs. Minnesota...Recorded his 200th career penalty minute in the NHL March 22, 2008 vs. Colorado (fighting penalty)...Had a plus or even rating in 34 of his 46 games played...Missed 34 games (Nov. 2, 2007 to Jan. 15, 2008) after suffering a fractured left fibula and ligament damage in his left ankle Oct. 30, 2007 vs. Detroit.

**2006-07:** Recorded 10 points (1-9=10) and 109 penalty minutes in 78 regular season games with Edmonton...Led Edmonton with 135 hits and 143 blocked shots...Led Edmonton in time-on-ice average in five of the season's last nine games (March 21 to April 7, 2007), including a career-high 28:24 March 21, 2008 vs. Colorado...Played 100th career NHL game March 27, 2007 at Nashville...Reached the 100 penalty-minute plateau for the first time in NHL career Feb. 25, 2007 at Minnesota...Registered a career-high 17 penalty minutes Feb. 3, 2007 at Colorado...Had season-high six hits Jan. 20, 2007 vs. Calgary...Recorded 100th career penalty minute in the NHL Jan. 10, 2007 at San Jose.

**2005-06:** Recorded two points (0-2=2) and 43 penalty minutes in 27 regular season games with Edmonton and seven points (2-5=7) and 47 penalty minutes in 26 regular season games with the Iowa Stars of the AHL...Had a plus or even rating in 18 of his 27 regular season games played with Edmonton...Recorded one point (assist), 34 penalty minutes and had a plus-1 rating in 18 playoff games with Edmonton, helping the Oilers advance to the Stanley Cup Finals before losing to Carolina in Game 7...Ranked second on Edmonton with 34 postseason penalty minutes...Played first career NHL playoff game in Game 4 of the Western Conference Quarterfinals April 27, 2006 vs. Detroit...Collected first NHL playoff point (assist) June 5 at Carolina...Selected to PlanetUSA's 2006 AHL All-Star

Team, but did not play due to his call-up to Edmonton.

**2004-05:** Recorded 10 points (2-8=10) and 126 penalty minutes in 43 games with the University of North Dakota...His 126 penalty minutes were the third highest in the NCAA...Finished his three-year collegiate tenure at UND with 31 points (3-28=31) and 347 penalty minutes in 122 games...Was UND's team captain and led the Fighting Sioux to the NCAA championship game...UND qualified for the NCAA championship tournament in each of his three seasons and compiled an 81-35-13 record during his tenure...Finished his career fourth on UND's all-time penalty minute list.

**2003-04:** Recorded collegiate career-high 17 points (1-16=17) and amassed 86 points in 40 games with UND.

**2002-03:** Recorded four points (all assists) and a collegiate career-high 135 penalty minutes in 39 games with UND...Won the Tom Hoghaug Memorial Award as the UND freshman who demonstrates initiative, character and a sense of responsibility.

**LAST AMATEUR CLUB:** University of North Dakota, NCAA...Named to WCHA All-Academic Team in both 2003-04 and 2004-05.

**TRANSACTIONS:** Selected by Edmonton in the second round (44th overall) in the 2002 NHL Entry Draft.

**INTERNATIONAL PLAY:** Last represented the United States at the 2008 World Championships (7 GP, 0-0=0) where he led the club with 38 penalty minutes (second most in the tournament)...Also represented the United States at the 2007 World Championships (7 GP, 0-2=2, +4)...Skated for Team USA at the 2003 World Junior Championships (7 GP, 0-1=1), where he led the club with 34 penalty minutes...Member of the 2002 U.S. Junior Select Team at the Viking Cup...Member of Team USA at the 2001 Under-18 World Junior Championships...Played for the Under-18 US National Team in its Development Program (USNTDP) in 2000-01 (34 GP, 0-9=9)...Won a silver medal with Team USA at the 2000 Five Nations Tournament.

**PERSONAL:** Nickname: Greener...Off-season home: Los Angeles...Pet: bulldog (Mickey)...Favorite movie...The Usual Suspects...Favorite TV show: Jeopardy...Favorite actress: Rachel McAdams...Favorite band: Bruce Springsteen and the E-Street Band...Favorite NHL city, other than Los Angeles: Chicago...Favorite book: The Alchemist...Favorite sport other than hockey: Frisbee...Favorite hockey moment: Stanley Cup run in 2006...Favorite pro athlete: Barry Sanders...Favorite hockey player growing up: Bob Rouse...Favorite road arena: Rexall Place...Favorite food: sushi...Favorite holiday: Halloween...Favorite website, other than LAKings.com: funnyordie.com...Favorite vacation spot: Houston...Superstitions: eating the same pre-game meal...Helps the environment by: recycling and walking/biking instead of driving...If not a hockey player he would be: still going to college at the University of North Dakota.

## CAREER HIGHLIGHTS

**FIRST NHL GAME:** Dec. 30, 2005 vs. Nashville (with Edmonton)

**FIRST NHL GOAL:** Dec. 14, 2006 vs. Minnesota (with Edmonton)

**FIRST NHL ASSIST:** Jan. 25, 2006 at Anaheim (with Edmonton)

**MOST POINTS, Game:** 2, 2x's (Last: Feb. 18, 2009 at Anaheim)

**MOST GOALS, Game:** 1, 3x's (Last: March 28, 2009 at Nashville)

**MOST ASSISTS, Game:** 2, 2x's (Last: Feb. 18, 2009 at Anaheim)

**LONGEST POINT STREAK:** 2 Dec. 13 to Dec. 15, 2008: 1-1=2

**LONGEST GOAL STREAK:** 1, 3x's (Last: March 28, 2009: 1g)

**LONGEST ASSIST STREAK:** 1, 24x's (Last: April 4, 2009: 1a)

**CAREER PENALTY SHOTS:** None

**CAREER OVERTIME GOALS:** None

**CAREER SHOOTOUT GOALS/ATTEMPTS:** None

## GREENE -vs- NHL

	GP	G	A	PTS	PIM		GP	G	A	PTS	PIM
ANA	12	0	4	4	23	MTL	2	0	0	0	7
ATL	3	0	1	1	2	NSH	11	1	1	2	6
BOS	2	0	0	0	5	NJ	2	0	0	0	11
BUF	3	0	0	0	6	NYI	1	0	0	0	4
CGY	19	0	3	3	15	NYR	2	0	0	0	2
CAR	2	0	1	1	0	OTT	2	0	0	0	0
CHI	11	0	1	1	20	PHI	3	0	0	0	4
COL	20	0	3	3	44	PHX	15	0	2	2	8
CBJ	10	0	1	1	9	PIT	2	0	0	0	4
DAL	12	0	0	0	10	SJ	15	1	0	1	20
DET	11	0	1	1	14	STL	10	0	0	0	12
EDM	4	0	0	0	9	TB	3	0	0	0	7
FLA	3	0	0	0	2	TOR	3	0	1	1	2
LA	6	0	0	0	8	VAN	20	0	0	0	32
MIN	21	1	4	5	25	WSH	3	0	1	1	5

## CAREER REGULAR SEASON STATISTICS


SEASON	TEAM	GP	G	A	P	+/-	PIM	PP	SH	GW	SHOTS	PCT
2000-2001	USNTDP U-18	34	0	9	9		8					
2000-2001	United States WJ18-A	6	0	1	1		10					
2000-2001	USNTDP USHL	20	0	1	1		51					
2001-2002	Green Bay USHL	55	4	20	24		150					
2002-2003	U. of North Dakota WCHA	39	0	4	4		135					
2002-2003	United States WJC-A	7	0	1	1		34					
2003-2004	U. of North Dakota WCHA	40	1	16	17		86					
2004-2005	U. of North Dakota WCHA	43	2	8	10		126					
2005-2006	Oilers	27	0	2	2	-6	43	0	0	0	10	0.0
2005-2006	Iowa AHL	26	2	5	7	5	47	1	1	0		
2006-2007	Oilers	78	1	9	10	-22	109	0	0	0	52	1.9
2006-2007	United States WC-A	7	0	2	2		6					
2007-2008	Springfield AHL	1	0	0	0	2	0	0	0	0		
2007-2008	Oilers	46	0	1	1	-3	53	0	0	0	28	0.0
2007-2008	United States WC-A	7	0	0	0	1	38	0	0	0	2	0.0
2008-2009	Kings	82	2	12	14	1	111	0	0	0	76	2.6
<b>NHL Totals</b>		<b>233</b>	<b>3</b>	<b>24</b>	<b>27</b>	<b>-30</b>	<b>316</b>	<b>0</b>	<b>0</b>	<b>0</b>	<b>166</b>	<b>1.8</b>
<b>KINGS Totals</b>		<b>82</b>	<b>2</b>	<b>12</b>	<b>14</b>	<b>1</b>	<b>111</b>	<b>0</b>	<b>0</b>	<b>0</b>	<b>76</b>	<b>2.6</b>

## NHL PLAYOFF STATISTICS

SEASON	TEAM	GP	G	A	P	+/-	PIM	PP	SH	GW	SHOTS	PCT
2005-2006	Oilers	18	0	1	1	1	34	0	0	0	4	0.0
<b>NHL Totals</b>		<b>18</b>	<b>0</b>	<b>1</b>	<b>1</b>	<b>1</b>	<b>34</b>	<b>0</b>	<b>0</b>	<b>0</b>	<b>4</b>	<b>0.0</b>







# MICHAL HANDZUS

# 26

**Position:** Center / **Shoots:** Left

**Height:** 6-4 / **Weight:** 216

**Age:** 32 (Turns 33 on March 11, 2010)

**Birthplace:** Banska Bystrica, Slovakia  
(March 11, 1977)

**ACQUIRED BY KINGS:** Signed by the Kings as an unrestricted free agent on July 2, 2007.

**2008-09:** Selected as the Kings Best Defensive Player and Unsung Hero...Selected as the Kings nominee for the 2009 Bill Masterton Memorial Trophy...One of five Kings to play in all 82 games...Has played in 164 consecutive games (Sept. 29, 2007 to present)...Tied for second on the Kings with four game-winning goals...Led the Kings with two overtime goals (which was tied for third in the NHL)...Ranked second on the Kings with a 12.6 shooting percentage...Had seven multi-point games (the Kings were 5-1-1 in those games)...Was 0-for-1 in shootouts...Had 11 points (6-5=11) in 11-game span from Feb. 27 to March 20, 2009...Had four-game point streak (3-2=5), which lasted from March 14 to March 20, 2009...Had three-game goal streak (3g), which lasted from March 16 to March 20, 2009...Recorded second career hat trick (and overtime game-winner, second of season) March 5, 2009 vs. Dallas...Had four-game point streak (3-1=4), which lasted from Jan. 31 to Feb. 7, 2009...Recorded game-winning goal in 1-0 victory Feb. 3, 2009 at Ottawa...Recorded 21st point of the season Jan. 31, 2009 at Montreal (48th game), equaling his total from 2007-08 season...Appeared in his 100th game as a King Nov. 20, 2008 vs. Washington...Recorded two goals (including overtime game-winner) Oct. 17, 2008 vs. Carolina...Earned 200th career NHL assist and played in 600th career NHL game Oct. 11, 2008 at San Jose.

**2007-08:** Tied for the team lead with three short-handed goals...One of four Kings to play in all 82 games...Scored a goal in his Kings debut Sept. 29, 2007 vs. Anaheim (short-handed).

**2006-07:** Notched his 300th career NHL point Oct. 21, 2006 vs. St. Louis...Matched a career high with three assists Oct. 7, 2006 vs. Columbus.

**2005-06:** Led Philadelphia with 53.2 faceoff winning percentage...Tied for second on the team with 33 assists...Played in his 500th career NHL game April 1, 2006 vs. New Jersey...His consecutive games played streak came to an end at 256 regular season games after missing a contest March 1, 2006 at New Jersey.

**2003-04:** Ranked second on Philadelphia with career-high 38 assists and 58 points...Tied for second on the team with a plus-18 rating...One of two Flyers to play in all 82 regular season games...Reached the 20-goal mark for the second consecutive season and for the third time in his NHL career...Scored his 100th career NHL goal April 1, 2004 at Montreal...Played in his 400th career NHL game Jan. 16, 2004 vs. Toronto...Notched his 200th career NHL point Nov. 13, 2003 vs. Vancouver.

**2002-03:** Ranked first on Philadelphia with nine game-winning goals (tied for fourth in the NHL)...Was second on the team with 23 in goals...One of two players to play in all 82 regular season games with Philadelphia...Scored 20 goals in a season for the second time in NHL career...Recorded a career high four points (1-3=4) Feb. 27, 2003 vs. Chicago...Scored the game-winning goal in overtime on a penalty shot (first time in Flyers history and second time in NHL history

that a penalty shot goal was scored in a regular season overtime session) Dec. 5, 2002 vs. the New York Rangers.

**2001-02:** Tied for third on Phoenix with 30 assists...Ranked second on the team with a 16.0 shooting percentage and 48.7 faceoff winning percentage.

**2000-01:** Notched his 100th career NHL point April 6, 2001 at Anaheim...Recorded his first career hat trick Dec. 23, 2000 vs. Anaheim.

**1999-00:** Finished second in voting for the Frank J. Selke Trophy...Tied for third in the league with four short-handed goals and six short-handed points...Ranked third on St. Louis with a career-high 25 goals and five game-winning goals...Led club with 81 games played...Was the second player in St. Louis history to score two short-handed goals in one game Feb. 15, 2000 vs. Atlanta.

**1998-99:** Tied for the St. Louis club lead in points among rookies...Led all St. Louis rookies in assists...Scored his first career NHL goal Nov. 28, 1998 vs. Washington...Made NHL debut Oct. 10, 1998 at Boston.

**TRANSACTIONS:** Selected by St. Louis in the fourth round (101st overall) in the 1995 NHL Entry Draft...Traded to Phoenix by St. Louis with Ladislav Nagy, the rights to Jeff Taffe and a first-round selection in the 2002 NHL Entry Draft (Ben Eager) for Keith Tkachuk on March 13, 2001...Traded to Philadelphia by Phoenix with Robert Esche for Brian Boucher and Nashville's third-round selection in the 2002 NHL Entry Draft (previously acquired, Phoenix selected Joe Callahan) on June 12, 2002...Traded to Chicago by Philadelphia for Kyle Calder on Aug. 4, 2006.

**INTERNATIONAL PLAY:** Attended Team Slovakia's Olympic Men's Ice Hockey Orientation Camp, Aug. 4-8, 2009...Represented Slovakia at the 2009 World Championships (6 GP, 0-4=4) where he led the club in assists...Played for Slovakia at the 2002 Winter Olympics (2 GP, 1-0=1)...Skated for his native country at the 2004 World Cup of Hockey and at the World Championships in 2005 (7 GP, 3-0=3), 2002 (6 GP, 1-4=5) and 2000 (6 GP, 1-4=5) where he won a gold medal in 2002 and a silver medal in 2000...Also represented Slovakia at the World Junior Championships in 1996 (6 GP, 0-3=3) and 1997 (6 GP, 2-4=6).

**PERSONAL:** Nickname: Zeus...Off-season home: Banska Bystrica, Slovakia...Girlfriend: Zuzana...Favorite movie: Muzika (Slovakian)...Favorite TV show: Friends...Favorite actor: Milan Lasica...Favorite NHL city, other than Los Angeles: Philadelphia...Favorite newspaper: Tyzden (Slovakian)...Favorite sport other than hockey: tennis...Favorite hockey moment: winning gold medal at 2002 World Championships...Favorite pro athlete: Roger Federer...Favorite hockey player growing up: Dusan Pasek...Favorite road arena: Air Canada Centre...Favorite food: Slovakian...Favorite vacation spot: Croatia...Charities: supports charities in Slovakia...Helps the environment by: recycling.

## CAREER HIGHLIGHTS

**FIRST NHL GAME:** Oct. 10, 1998 at Boston (with St. Louis)  
**FIRST NHL GOAL:** Nov. 28, 1998 vs. Washington (with St. Louis)  
**FIRST NHL ASSIST:** Oct. 22, 1998 at Ottawa (with St. Louis)  
**MOST POINTS, Game:** 4, Feb. 27, 2003 vs. Chicago  
**MOST GOALS, Game:** 3, 2x's (Last: March 5, 2009 vs. Dallas)  
**MOST ASSISTS, Game:** 3, 6x's (Last: Oct. 7, 2006 vs. Columbus)  
**LONGEST POINT STREAK:** 8, Dec. 5 to Dec. 26, 2000: 5-6=11  
**LONGEST GOAL STREAK:** 4, Jan. 16 to Jan. 21, 2003: 4g  
**LONGEST ASSIST STREAK:** 5, Dec. 5 to Dec. 16, 2000: 5a  
**CAREER PENALTY SHOTS:** 1/2, Last: Dec. 5, 2002 vs. NY Rangers (vs. Blackburn) - Scored  
**CAREER OVERTIME GOALS:** 4  
Last: March 5, 2009 vs. Dallas  
**CAREER SHOOTOUT GOALS/ATTEMPTS:** 2/5 (40 percent)

## HANDZUS -vs- NHL

	GP	G	A	PTS	PIM		GP	G	A	PTS	PIM
ANA	32	6	9	15	29	MTL	18	7	6	13	11
ATL	17	8	12	20	8	NSH	31	6	14	20	12
BOS	19	3	4	7	4	NJ	27	3	9	12	4
BUF	18	2	3	5	10	NYI	25	8	10	18	16
CGY	24	2	6	8	20	NYR	26	5	9	14	4
CAR	17	3	9	12	8	OTT	22	6	4	10	31
CHI	28	8	17	25	12	PHI	9	1	1	2	0
COL	25	2	8	10	8	PHX	27	4	9	13	8
CBJ	17	1	6	7	6	PIT	26	8	7	15	24
DAL	30	6	6	12	16	SJ	35	8	8	16	24
DET	28	4	10	14	12	STL	18	2	4	6	10
EDM	25	5	7	12	10	TB	16	3	2	5	28
FLA	18	3	9	12	4	TOR	21	7	8	15	6
LA	19	6	4	10	25	VAN	25	5	11	16	18
MIN	18	2	4	6	6	WSH	20	6	7	13	16


## CAREER REGULAR SEASON STATISTICS

SEASON	TEAM	GP	G	A	P	+/-	PIM	PP	SH	GW	SHOTS	PCT
1993-1994	B. Bystrica Jr. Slovak-Jr.	40	23	36	59							
1994-1995	B. Bystrica Slovak-2	22	15	14	29		10					
1994-1995	Slovakia EJC-B	5	5	3	8		4					
1995-1996	B. Bystrica Slovakia	19	3	7	4	-2	8					
1995-1996	Slovakia WJC-A	6	0	3	3		2	0	0	0	0.0	
1996-1997	Poprad Slovakia	44	15	18	33	17	24					
1996-1997	Slovakia WJC-A	6	2	4	6		2					
1997-1998	Worcester AHL	69	27	36	63	-8	54	6	1	4	186	14.5
1998-1999	Blues	66	4	12	16	-9	30	0	0	0	78	5.1
1999-2000	Blues	81	25	28	53	19	44	3	4	5	166	15.1
1999-2000	Slovakia WC-A	6	1	4	5	1	4	0	0	0	8	12.5
2000-2001	Blues	36	10	14	24	11	12	3	2	2	58	17.2
2000-2001	Coyotes	10	4	4	8	5	21	0	1	0	14	28.6
2001-2002	Coyotes	79	15	30	45	-8	34	3	1	1	94	16.0
2001-2002	Slovakia Olympics	2	1	0	1	0	6	0	0	0	2	50.0
2001-2002	Slovakia WC-A	6	1	4	5	2	4	1	0	1	6	16.7
2002-2003	Flyers	82	23	21	44	13	46	1	1	9	133	17.3
2003-2004	Flyers	82	20	38	58	18	82	7	1	2	135	14.8
2004-2005	Zvolen Slovakia	34	14	25	39	33	34					
2004-2005	Slovakia WC-A	7	3	0	3	-1	2	0	0	0	18	16.7
2005-2006	Flyers	73	11	33	44	-2	38	2	1	1	113	9.7
2006-2007	Blackhawks	8	3	5	8	4	6	1	0	0	9	33.3
2007-2008	Kings	82	7	14	21	-21	45	0	3	0	89	7.9
2008-2009	Kings	82	18	24	42	-7	32	7	1	4	143	12.6
2008-2009	Slovakia WC-A	6	0	4	4	2	6	0	0	0	13	0.0
<b>NHL Totals</b>		<b>681</b>	<b>140</b>	<b>223</b>	<b>363</b>	<b>-23</b>	<b>390</b>	<b>27</b>	<b>15</b>	<b>24</b>	<b>1,032</b>	<b>13.6</b>
<b>KINGS Totals</b>		<b>164</b>	<b>25</b>	<b>38</b>	<b>63</b>	<b>-28</b>	<b>77</b>	<b>7</b>	<b>4</b>	<b>4</b>	<b>232</b>	<b>10.8</b>

## NHL PLAYOFF STATISTICS

SEASON	TEAM	GP	G	A	P	+/-	PIM	PP	SH	GW	SHOTS	PCT
1998-1999	Blues	11	0	2	2	0	8	0	0	0	16	0.0
1999-2000	Blues	7	0	3	3	-2	6	0	0	0	16	0.0
2001-2002	Coyotes	5	0	0	0	-2	2	0	0	0	7	0.0
2002-2003	Flyers	13	2	6	8	3	6	0	0	1	20	10.0
2003-2004	Flyers	18	5	5	10	7	10	0	0	0	23	21.7
2005-2006	Flyers	6	0	2	2	-2	2	0	0	0	4	0.0
<b>NHL Totals</b>		<b>60</b>	<b>7</b>	<b>18</b>	<b>25</b>	<b>4</b>	<b>34</b>	<b>0</b>	<b>0</b>	<b>1</b>	<b>86</b>	<b>8.1</b>





# PETER HARROLD

**Position:** Defense/Forward / **Shoots:** Right

**Height:** 6-0 / **Weight:** 185

**Age:** 26 (Turns 27 on June 8, 2010)

**Birthplace:** Kirtland Hills, Ohio

(June 8, 1983)



**ACQUIRED BY KINGS:** Signed by the Kings as an unrestricted free agent on April 12, 2006.

**2008-09:** Recorded a career-high four goals, eight assists, 12 points, 28 penalty minutes, 95 shots and 69 games played...Scored two goals as a forward and two as a defenseman...Recorded game-winning goal April 11, 2009 vs. San Jose...Appeared in 100th game as a King and in the NHL March 24, 2009 at St. Louis...Had points in three straight games (2-1=3) Dec. 23 to Dec. 27, 2008...Scored first goal of the season and was a plus-2 Dec. 23, 2008 at Columbus...Played a season high 20:42 Oct. 30, 2008 vs. Vancouver.

**2007-08:** Set a career-high with a plus-3 rating April 3, 2008 vs. San Jose...Was a plus-2 for two straight games (March 20, 2008 at Phoenix and March 22, 2008 at Dallas)...Scored first career NHL goal Feb. 23, 2008 vs. Chicago...Recalled from Manchester (AHL) for the second time of the season Feb. 19, 2008...Recorded 43 points (7-36=43) in 49 games prior to his second call-up...His 36 assists ranked first among AHL defensemen and 43 points were tied for second among league blue-liners at the time of his call-up...Assigned to Manchester Feb. 13, 2008...Made season debut with Kings Feb. 2, 2008 at New Jersey...Recalled from Manchester Feb. 2, 2008...Selected to PlanetUSA's 2008 AHL All-Star Team...Assigned to Manchester Jan. 16, 2008...Recalled from Manchester Jan. 14, 2008.

**2006-07:** Recalled from Manchester Nov. 21, 2006...Earned a point (assist) in his NHL and Kings debut Nov. 22, 2006 at San Jose...Skated in 10 straight regular season games with the Kings before he was assigned to Manchester on Dec. 13, 2006...Recalled from Manchester on March 6, 2007...Skated in two regular season games with the Kings before he was assigned back to Manchester on March 10, 2007...Finished second among Manchester defensemen with 34 points (7-27=34) in 62 regular season games...Led all Manchester defensemen with seven goals...Five of his goals were scored on the power play...Tied for third on Manchester with a plus-16 rating...Selected to Planet USA's 2007 AHL All-Star Team (had two assists in the All-Star Game)...Appeared in all 16 postseason games with Manchester, which advanced to the AHL's Eastern Conference Championship, and tied for the scoring lead among defensemen with 11 points (3-8=11)...Scored two of his three postseason goals on the power play.

**2005-06:** Registered his best season at Boston College by recording 30 points (7-23=30) in 40 games...Finished third on Boston College with 23 assists and fourth with 30 points...Recipient of the Angelo V. Berlandi Hockey Scholarship...Shared the program's John A. "Snooks" Kelley Award (with former Kings forward Brian Boyle) as the player who best typifies Boston College hockey.

**2004-05:** Recorded 14 points (4-10=14) in 35 games for Boston College...Tallied an assist on three game-winning goals, including two in overtime...Ranked third among all Hockey East players with a plus-20 rating...Also ranked third with a plus-14 rating in league contests...Enjoyed three multiple-point games...Scored the season's most dramatic goal when he net-

ted the equalizer against Maine with 17 seconds remaining in the regular season finale (March 5, 2005), clinching the league regular season title for Boston College.

**2003-04:** Recorded 14 points (2-12=14) in 40 games for Boston College...Finished the season with a plus-19 rating...Enjoyed three multi-point games...Scored one game-winning goal, tallying the decisive goal in Boston College's victory over Niagara in the first round of the NCAA Tournament in Manchester, N.H. on March 27, 2004.

**2002-03:** Played in all 39 Boston College games...Earned the program's Bernie Burke Outstanding Freshman Award...Registered 12 points (1-11=12)...Enjoyed two multi-point contests...Tallied his first collegiate point on an assist Oct. 20, 2002 vs. Vermont.

**LAST AMATEUR CLUB:** Boston College, NCAA...Hockey East First-Team All-Star in 2005-06...NCAA East First Team All-American in 2005-06...Named to the Hockey East All-Academic Team in both 2004-05 and 2003-04...Earned Boston College's Outstanding Freshman Award in 2002-03.

**INTERNATIONAL PLAY:** Represented Team USA at the 2009 World Championships (3 GP, 0-0=0)...Was one of three Kings to play for the team - joining Dustin Brown and Jack Johnson...Member of the 2002 U.S. Junior Select Team at the Viking Cup...Skated with Team USA at the 2000 Four Nations Tournament.

**PERSONAL:** Nickname: Harry...Off-season home: Hermosa Beach...Wife: Casey...Pets: dog (Kaiser) and cat (Milo)...Favorite movie: The Big Lebowski...Favorite TV show: Entourage...Favorite actor: Anthony Hopkins...Favorite band: Red Hot Chili Peppers...Favorite NHL city, other than Los Angeles: Chicago...Favorite book: Confessions of an Economic Hitman...Favorite sport other than hockey: golf...Favorite pro athlete: Matt Greene...Favorite hockey player growing up: Nicklas Lidstrom...Favorite road arena: United Center...Favorite food: lobster...Favorite holiday: Arbor Day...Favorite website, other than LAKings.com: failblog.org...First job: painting lines on athletic fields...Wears jersey number because: it's a prime number...Charities: supports ASPCA...Helps the environment by: recycling...If not a hockey player he would be: lawyer...Miscellaneous: born in an ambulance on the way to the hospital.

## CAREER HIGHLIGHTS

**FIRST NHL GAME:** Nov. 22, 2006 at San Jose

**FIRST NHL GOAL:** Feb. 23, 2008 vs. Chicago

**FIRST NHL ASSIST:** Nov. 22, 2006 at San Jose

**MOST POINTS, Game:** 1, 19x's

(Last: April 11, 2009 vs. San Jose)

**MOST GOALS, Game:** 1, 6x's

(Last: April 11, 2009 vs. San Jose)

**MOST ASSISTS, Game:** 1, 13x's

(Last: Jan. 20, 2009 at Minnesota)

**LONGEST POINT STREAK:** 3, Dec. 23 to Dec. 27, 2008: 2-1=3

**LONGEST GOAL STREAK:** 2, Dec. 23 to Dec. 26, 2008: 2g

**LONGEST ASSIST STREAK:** 2, Nov. 13 to Nov. 15, 2008: 2a

**CAREER PENALTY SHOTS:** None

**CAREER OVERTIME GOALS:** None

**CAREER SHOOTOUT GOALS/ATTEMPTS:** None

## HARROLD -vs- NHL


	GP	G	A	PTS	PIM		GP	G	A	PTS	PIM
ANA	10	0	2	2	8	MTL	2	0	0	0	0
ATL	1	0	0	0	0	NSH	6	0	2	2	0
BOS	1	0	0	0	0	NJ	4	0	0	0	2
BUF	1	0	0	0	0	NYI	1	0	0	0	0
CGY	4	0	0	0	0	NYR	2	0	1	1	0
CAR	0	0	0	0	0	OTT	2	0	0	0	0
CHI	4	1	0	1	2	PHI	2	0	0	0	0
COL	3	0	0	0	4	PHX	7	2	2	4	6
CBJ	5	1	0	1	0	PIT	2	0	0	0	0
DAL	9	0	1	1	2	SJ	9	1	1	2	4
DET	5	0	1	1	2	STL	6	0	1	1	0
EDM	5	0	0	0	2	TB	1	1	0	1	0
FLA	1	0	1	1	0	TOR	1	0	0	0	0
LA	-	-	-	-	-	VAN	5	0	0	0	2
MIN	6	0	1	1	4	WSH	1	0	0	0	0

## CAREER REGULAR SEASON STATISTICS

SEASON	TEAM	GP	G	A	P	+/-	PIM	PP	SH	GW	SHOTS	PCT
2002-2003	Boston College H-East	39	1	11	12		20	0	0	0		
2003-2004	Boston College H-East	40	2	12	14		12	0	0	1		
2004-2005	Boston College H-East	35	4	10	14		22	0	0	1		
2005-2006	Boston College H-East	42	7	23	30		32	3	0	1		
2006-2007	Kings	12	0	2	2	0	8	0	0	0	11	0.0
2006-2007	Manchester AHL	62	7	27	34	16	43	5	0			
2007-2008	Kings	25	2	3	5	3	2	0	0	0	16	12.5
2007-2008	Manchester AHL	49	7	36	43	-13	25	2	0			
2008-2009	Kings	69	4	8	12	-13	28	1	0	1	95	4.2
2008-2009	United States WC-A	3	0	0	0	-1	0	0	0	0	2	0.0
	NHL Totals	106	6	13	19	-10	38	1	0	1	122	4.9
	KINGS Totals	106	6	13	19	-10	38	1	0	1	122	4.9







# RAITIS IVANANS

# 41

**Position:** Left Wing / **Shoots:** Left

**Height:** 6-4 / **Weight:** 240

**Age:** 30 (Turns 31 on Jan. 3, 2010)

**Birthplace:** Riga, Latvia  
(Jan. 3, 1979)

**ACQUIRED BY KINGS:** Signed by the Kings as an unrestricted free agent on July 13, 2006.

**2008-09:** Led the Kings with a career high 145 penalty minutes, which was tied for 21st most in the NHL...Third straight season he's led the Kings in penalty minutes...Appeared in his 200th game as a King March 13, 2009 at Vancouver...Activated from injured reserve March 12, 2009 after missing five games...Placed on injured reserve with upper body injury on March 1, 2009...Appeared in his 200th NHL game Feb. 21, 2009 vs. Phoenix...Scored game-winning goal Dec. 27, 2008 at Phoenix...Scored first goal of the season Dec. 23, 2008 at Columbus (first career game-winning goal)...Recorded five hits Nov. 8, 2008 vs. St. Louis.

**2007-08:** Led the Kings with 134 penalty minutes, which was 24th most in NHL...Set career high with six goals and tied career high with eight points...Scored a goal in two straight games (April 1, 2008 at San Jose and April 3, 2008 vs. San Jose)...Scored four of his six goals against the Pacific Division (two each against Phoenix and San Jose)...Agreed to terms on two-year contract extension Jan. 29, 2008...Recorded a career-high 17 penalty minutes Jan. 1, 2008 vs. Chicago.

**2006-07:** Led Kings and ranked eighth in NHL with 140 penalty minutes...Led Kings and tied for ninth in the league with 14 major penalties...Recorded 12 penalty minutes Feb. 17, 2007 vs. Anaheim...Scored his first career goal in the NHL and as a King Oct. 12, 2006 vs. Dallas...Made his Kings debut Oct. 6, 2006 at Anaheim.

**2005-06:** Made his NHL debut with Montreal Oct. 8, 2005 vs. Toronto...Logged his first NHL fighting major penalty (vs. Zdeno Chara) Oct. 11, 2005 at Ottawa...Racked up 120 penalty minutes in 43 regular season games for Montreal's AHL affiliate at Hamilton.

**2004-05:** Recorded seven points (2-5=7) and 259 penalty minutes (second on his team) in 75 regular season games with Hamilton...His 259 penalty minutes tied for the 22nd highest penalty minute total in the AHL that season.

**2003-04:** Won a Calder Cup as a member of the 2004 AHL Champion Milwaukee Admirals (Nashville's AHL affiliate) after logging 17 penalty minutes and one assist in seven postseason games...Also recorded eight points (1-7=8) and 166 penalty minutes in 54 regular season games.

**2002-03:** Led Rockford (UHL) with 208 penalty minutes in 50 regular season games...Also had four goals and six points (4-2=6) with Rockford...Skated in 17 regular season games with Milwaukee and totaled 38 penalty minutes...Also recorded 15 penalty minutes in one postseason game with Milwaukee.

**2001-02:** His season included stops in both Toledo and Baton Rouge of the ECHL...Combined to record 239 penalty minutes in 56 regular season games with the two clubs...Also had six goals and 13 points (6-7=13) in the 56 games.

**2000-01:** Made his AHL debut with Hershey, appearing in two regular season games...Received his opportunity with the Bears after posting 270 penalty minutes and 14 points (4-10=14) in 66 regular season

games with New Haven (UHL)...Closed the season by skating in eight postseason games with New Haven.

**1999-00:** Registered more than 100 penalty minutes for the first time in his pro career, totaling 10 points (3-7=10) and 146 penalty minutes in 59 regular season games with Pensacola (ECHL).

**1998-99:** Played for two CHL teams: Macon and Tulsa...Had nine points (2-7=9) and 39 penalty minutes in 32 regular season games with Tulsa.

**1997-98:** Made his North American professional debut with Flint (UHL)...Appeared in 18 regular season games as an 18-year-old.

**TRANSACTIONS:** Signed by Montreal as an unrestricted free agent on July 16, 2004.

**INTERNATIONAL PLAY:** Invited to attend Team Latvia's Olympic Men's Ice Hockey Orientation Camp...Represented Latvia at the 2008 World Championships (6 GP, 0-0=0) where he led the club with 31 penalty minutes (tied for sixth most in the tournament).

**PERSONAL:** Nickname: Ivan...Off-season home: Rockford, Ill...Wife: Darcy...Kid: Emmy (six weeks old)...Pet: boxer (Boris)...Favorite movie: Braveheart...Favorite TV show: Entourage...Favorite actor: Brad Pitt...Favorite band: Oasis...Favorite NHL city, other than Los Angeles: San Jose...Favorite sport other than hockey: ping pong...Favorite hockey moment: scoring first NHL goal...Favorite pro athlete: Tiger Woods...Favorite hockey player growing up: Sandis Ozolinsh...Favorite road arena: HP Pavilion...Favorite food: chicken...Favorite holiday: Christmas...Favorite website, other than LAKings.com: e-sports.lv...Favorite vacation spot: Mexico and Las Vegas...First job: landscaping...Helps the environment by: recycling.

## CAREER HIGHLIGHTS

**FIRST NHL GAME:** Oct. 8, 2005 vs. Toronto (with Montreal)

**FIRST NHL GOAL:** Oct. 12, 2006 vs. Dallas

**FIRST NHL ASSIST:** Dec. 3, 2006 at Anaheim

**MOST POINTS, Game:** 1, 18x's  
(Last: Dec. 27, 2009 at Phoenix)

**MOST GOALS, Game:** 1, 12x's  
(Last: Dec. 27, 2009 at Phoenix)

**MOST ASSISTS, Game:** 1, 6x's  
(Last: Jan. 18, 2008 at Calgary)

**LONGEST POINT STREAK:** 2, April 1 to April 3, 2008: 2-0=2

**LONGEST GOAL STREAK:** 2, April 1 to April 3, 2008: 2g

**LONGEST ASSIST STREAK:** 1, 6x's (Last: Jan. 18, 2008 at Calgary: 1a)

**CAREER PENALTY SHOTS:** None

**CAREER OVERTIME GOALS:** None

**CAREER SHOOTOUT GOALS/ATTEMPTS:** None


## IVANANS -vs- NHL

	GP	G	A	PTS	PIM		GP	G	A	PTS	PIM
ANA	19	1	1	2	62	MTL	2	0	0	0	2
ATL	2	0	0	0	2	NSH	11	1	0	1	2
BOS	3	0	0	0	9	NJ	3	0	0	0	12
BUF	2	0	0	0	4	NYI	3	0	0	0	0
CGY	10	0	1	1	14	NYR	2	0	0	0	0
CAR	2	0	0	0	0	OTT	3	0	0	0	14
CHI	11	0	1	1	49	PHI	4	0	0	0	2
COL	9	1	0	1	13	PHX	19	3	0	3	41
CBJ	10	1	0	1	20	PIT	2	0	0	0	5
DAL	17	1	1	2	19	SJ	20	2	1	3	28
DET	11	1	0	1	15	STL	11	1	1	2	25
EDM	11	0	0	0	28	TB	2	0	0	0	20
FLA	2	0	0	0	4	TOR	4	0	0	0	4
LA	-	-	-	-	-	VAN	10	0	0	0	7
MIN	11	0	0	0	23	WSH	3	0	0	0	4

## CAREER REGULAR SEASON STATISTICS

SEASON	TEAM	GP	G	A	P	+/-	PIM	PP	SH	GW	SHOTS	PCT
1997-1998	Flint UHL	18	0	1	1		20					0.0
1998-1999	Macon CHL	16	1	1	2		20					
1998-1999	Tulsa CHL	32	2	7	9		39					
1999-2000	Pensacola ECHL	59	3	7	10	15	146	0	0	1	56	5.4
2000-2001	Hershey AHL	2	0	0	0		0	0	0	0		0.0
2000-2001	New Haven UHL	66	4	10	14		270					
2001-2002	Toledo ECHL	16	2	2	4	1	59	0	0	0	27	7.4
2001-2002	Baton Rouge ECHL	40	4	5	9	-19	180	1	1	0	56	7.1
2002-2003	Milwaukee AHL	17	0	0	0		38	0	0	0		0.0
2002-2003	Rockford UHL	50	4	2	6		208					
2003-2004	Milwaukee AHL	54	1	7	8		166					
2003-2004	Rockford UHL	1	0	0	0		0	0	0	0		0.0
2004-2005	Hamilton AHL	75	2	5	7	-6	259	0	0	2		
2005-2006	Canadiens	4	0	0	0	-1	9	0	0	0	0	0.0
2005-2006	Hamilton AHL	43	2	0	2	-7	120	0	0	0		
2006-2007	Kings	66	4	4	8	-12	140	0	0	0	37	10.8
2007-2008	Kings	73	6	2	8	-10	134	0	0	0	48	12.5
2007-2008	Latvia WC-A	6	0	0	0	-5	31	0	0	0	2	0.0
2008-2009	Kings	76	2	0	2	-8	145	0	0	2	25	8.0
NHL Totals		219	12	6	18	-31	428	0	0	2	110	10.9
KINGS Totals		215	12	6	18	-30	419	0	0	2	110	10.9





# JACK JOHNSON

**Position:** Defense / **Shoots:** Left

**Height:** 6-0 / **Weight:** 218

**Age:** 22 (Turns 23 on Jan. 13, 2010)

**Birthplace:** Indianapolis, Ind.

(Jan. 13, 1987)

# 3

**ACQUIRED BY KINGS:** From Carolina with Oleg Tverdovsky for Eric Belanger and Tim Gleason on Sept. 29, 2006.

**2008-09:** Tied for first among Kings defensemen with six goals and three power-play goals...Tied career high with 11 points (6-5=11)...Tied for first among NHL defensemen with three shootout goals (was 3-for-6 = 50 percent)...His three shootout goals tied for first on the team...Scored in two straight games March 28, 2009 at Nashville and March 31, 2009 vs. Dallas...Appeared in his 100th game as a King and in the NHL March 1, 2009 at Chicago...Recorded first career multi-point game (1-1=2) Feb. 16, 2009 vs. Atlanta...Scored game-deciding shootout goal Feb. 10, 2009 at NY Islanders...Scored first goal of the season Jan. 21, 2009 at Colorado...Activated from injured reserve Jan. 17, 2009 after missing 41 games...Placed on injured reserve with shoulder injury Oct. 13, 2008...

**2007-08:** Selected as the Kings Best Newcomer (Mark Bavis Memorial Award) and Outstanding Defenseman...Logged at least 23 minutes of ice time 25 times and in 15 of his last 20 games...Finished third among NHL rookies (and third on the Kings) with 21:41 average time-on-ice...Finished second among rookies (and second on the Kings) with 136 blocked shots...Suffered a non-displaced fracture to his right foot in the Kings - San Jose game on March 18, 2008 (first period) and missed the final eight games of the season...Played a career high 31:44 Feb. 10, 2008 at Columbus...Selected to participate at the YoungStars skills event as part of the 2008 NHL All-Star Weekend in Atlanta...Was a career-high plus-3 Dec. 29, 2007 at Colorado...Scored his first NHL goal Oct. 19, 2007 at Vancouver...Earned his first NHL point with an assist Oct. 10, 2007 at Dallas.

**2006-07:** Made his NHL and Kings debut March 29, 2007 vs. Vancouver...Averaged 21:22 of ice time in five games after signing with the Kings on March 27, 2007...Signed with the Kings after completing his sophomore season at the University of Michigan...Named the CCHA's Best Offensive Defenseman and selected to the All-CCHA First Team (he received 10 first-place votes, the most of any player on the ballot) at the end of the college season...Ranked first with 16 goals and 1.08 points-per-game among all college defensemen, and was tied for second with 39 overall points...In CCHA play, he led all league defensemen with 12 goals and 25 points, and tied for sixth with a plus-14 rating...Set collegiate career highs with his 39 points, 23 assists, 16 goals and 10 multi-point games...His 16 goals represented the second highest single-season goal total ever amassed by a U-M defenseman (most by a sophomore defenseman), while his plus-26 rating ranked second on the Wolverines...His 87 penalty minutes were a team high, and he tied for fourth on U-M with four power-play goals...He tied for second on U-M with two short-handed goals...He recorded his first career collegiate hat trick Jan. 26, 2007 vs. Ferris State.

**2005-06:** Set a freshman record for defensive scoring with 32 points (10-22=32) in 38 games...A finalist for the CCHA Best Offensive Defenseman Award and a member of the CCHA All-Rookie Team...Had five

power-play goals and two game-winning goals while finishing with 149 penalty minutes and a plus-11 rating.

**LAST AMATEUR CLUB:** University of Michigan, NCAA...CCHA First-Team All-Star in 2006-07...CCHA's Best Offensive Defenseman in 2006-07...CCHA All-Rookie in 2005-06.

**TRANSACTIONS:** Selected by Carolina in the first round (3rd overall) in the 2005 NHL Entry Draft.

**INTERNATIONAL PLAY:** Invited to attend Team USA's Olympic Men's Ice Hockey Orientation Camp (along with Dustin Brown, Jonathan Quick and Rob Scuderi), which took place, Aug. 17 - 19, 2009...Represented Team USA at the 2009 World Championships (9 GP, 5-2=7)...His five goals led all defensemen in the tournament (tied for fifth overall), while his seven points was tied for fourth most among defensemen in the tournament...Was one of three Kings to play for the team - joining Dustin Brown and Peter Harrold...Represented the United States at the 2007 World Championships (7 GP, 1-1=1)...Earned a bronze medal with Team USA at the 2007 World Junior Championships (7 GP, 3-0=3)...Was also one of three Kings prospects at the tournament - joining Trevor Lewis (center) and Jeff Zatkoff (goaltender)...The Kings had more players on Team USA's roster than any other NHL team...Was an All-Star selection at the 2006 World Junior Championships (7 GP, 1-5=6)...Earned gold medals with Team USA at the 2005 World Junior Under-18 Championships (6 GP, 0-2=2, 35 PIM), the 2005 Five Nations Tournament (U.S. Under-18 Team) and the 2004 Compuware Four Nations Cup (U.S. Under-18 Team)...Earned a silver medal with Team USA at the 2004 World Under-17 Hockey Challenge.

**PERSONAL:** Nickname: JJ...Off-season home: Ann Arbor, Mich...Favorite movie: Gladiator...Favorite TV show: Home Improvement...Favorite actress: Kate Beckinsale...Favorite NHL city, other than Los Angeles: Minnesota...Favorite magazine: duPont REGISTRY...Favorite sport other than hockey: football...Favorite hockey moment: scoring first NHL goal...Favorite pro athlete: Brian Cushing...Favorite hockey player growing up: Alexei Kovalev...Favorite road arena: Xcel Energy Center...Favorite food: fillet mignon...Favorite holiday: Fourth of July...Favorite vacation spot: Las Vegas...First job: washing golf carts...Wears jersey number because: his father wore same number...If not a hockey player he would be: joining the army...Miscellaneous: loves cars.

## CAREER HIGHLIGHTS

**FIRST NHL GAME:** March 29, 2007 vs. Vancouver  
**FIRST NHL GOAL:** Oct. 19, 2007 at Vancouver  
**FIRST NHL ASSIST:** Oct. 10, 2007 at Dallas  
**MOST POINTS, Game:** 2, Feb. 16, 2009 vs. Atlanta  
**MOST GOALS, Game:** 1, 9x's  
 (Last: March 31, 2009 vs. Dallas)  
**MOST ASSISTS, Game:** 1, 13x's  
 (Last: April 4, 2009 vs. Phoenix)  
**LONGEST POINT STREAK:** 2, 2x's  
 (Last: March 28 to March 31, 2009: 2-0=2)  
**LONGEST GOAL STREAK:** 2  
 March 28 to March 31, 2009: 2g  
**LONGEST ASSIST STREAK:** 2  
 March 5 to March 7, 2009: 2a)  
**CAREER PENALTY SHOTS:** None  
**CAREER OVERTIME GOALS:** None  
**CAREER SHOOTOUT GOALS/ATTEMPTS:** 3/6  
 (50 percent)

## JOHNSON -vs- NHL

	GP	G	A	PTS	PIM		GP	G	A	PTS	PIM
ANA	7	0	0	0	6	MTL	2	0	0	0	0
ATL	1	1	1	2	0	NSH	6	1	0	1	4
BOS	2	0	0	0	2	NJ	2	1	0	1	0
BUF	1	0	1	1	0	NYI	2	0	0	0	0
CGY	6	0	1	1	6	NYR	1	0	0	0	2
CAR	0	0	0	0	0	OTT	2	0	0	0	2
CHI	7	1	1	2	4	PHI	2	0	0	0	4
COL	5	1	1	2	10	PHX	11	0	2	2	16
CBJ	5	0	0	0	6	PIT	2	0	0	0	4
DAL	10	1	3	4	14	SJ	12	0	0	0	8
DET	5	0	0	0	2	STL	5	0	0	0	16
EDM	6	0	1	1	14	TB	0	0	0	0	0
FLA	0	0	0	0	0	TOR	1	0	0	0	4
LA	-	-	-	-	-	VAN	9	2	1	3	4
MIN	7	1	1	2	8	WSH	1	0	0	0	4

## CAREER REGULAR SEASON STATISTICS


SEASON	TEAM	GP	G	A	P	+/-	PIM	PP	SH	GW	SHOTS	PCT
2002-2003	Shat.-St. Mary's High-MN	48	15	27	42							
2003-2004	USNTDP U-17	31	12	9	21		78					
2003-2004	USNTDP NAHL	29	3	12	15		93					
2003-2004	United States WJ18-A	6	2	0	2	-1	18	2	0	0	2	100.0
2004-2005	USNTDP U-18	26	5	9	14		86					
2004-2005	USNTDP NAHL	12	7	10	17	0	57	1	1	2		
2004-2005	United States WJ18-A	6	0	2	2	7	35	0	0	0	16	0.0
2005-2006	Univ. of Michigan CCHA	38	10	22	32	11	149	5	0	2		
2005-2006	United States WJC-A	7	1	5	6	-4	45	1	0	0	24	4.2
2006-2007	Kings	5	0	0	0	-5	18	0	0	0	5	0.0
2006-2007	Univ. of Michigan CCHA	36	16	23	39		87	4	2	2		
2006-2007	U.S.A. WJC-A	7	3	0	3	1	14	2	0	0	23	13.0
2006-2007	United States WC-A	7	1	0	1	-1	0	0	0	0	4	25.0
2007-2008	Kings	74	3	8	11	-19	76	0	0	0	81	3.7
2008-2009	Kings	41	6	5	11	-18	46	3	0	0	50	12.0
2008-2009	United States WC-A	9	5	2	7	1	10	2	0	1	21	23.8
<b>NHL Totals</b>		<b>120</b>	<b>9</b>	<b>13</b>	<b>22</b>	<b>-42</b>	<b>140</b>	<b>3</b>	<b>0</b>	<b>0</b>	<b>136</b>	<b>6.6</b>
<b>KINGS Totals</b>		<b>120</b>	<b>9</b>	<b>13</b>	<b>22</b>	<b>-42</b>	<b>140</b>	<b>3</b>	<b>0</b>	<b>0</b>	<b>136</b>	<b>6.6</b>



THE PLAYERS







# ANZE KOPITAR

**Position:** Center / **Shoots:** Left

**Height:** 6-3 / **Weight:** 222

**Age:** 22 (Turns 23 on Aug. 24, 2010)

**Birthplace:** Jesenice, Slovenia

(Aug. 24, 1987)

# 11

**ACQUIRED BY KINGS:** Selected by the Kings in the first round (11th overall) in the 2005 NHL Entry Draft.

**2008-09:** Recipient of the Kings Leading Scorer Award...Led the Kings with 66 points and 39 assists, while ranking second on the team with 27 goals...Ranked second on the Kings with 234 shots and 49 takeaways...One of five Kings to play in all 82 games...Has played in 173 consecutive games (March 21, 2007 to present)...The Kings were 16-6-2 when he scored a goal (39-21-8 all-time)...Had 16 multi-point games (the Kings were 13-2-1 in those games)...Was 2-for-7 in shootouts = 28.6 percent...Recorded 19th career three-point game (1-2-3) and sixth of the season April 4, 2009 vs. Phoenix...Earned 200th career point in NHL and as a King March 28, 2009 at Nashville...Had a six-game point streak (5-4-9), which lasted from March 1 to March 13, 2009...Had a career-high four-game goal streak (4-3-7), which lasted from March 1 to March 7, 2009...Recorded 20th goal of the season March 1, 2009 at Chicago...He has now scored 20-plus goals in each of his first three NHL seasons...The last King to start his career with three straight 20-goal seasons was Luc Robitaille, who scored 20-plus goals his first eight seasons from 1986-87 to 1993-94...Tied a career-high with four points (2-2-4) Feb. 16, 2009 vs. Atlanta (11th career multi-goal game)...Had three-game goal streak (4-1-5), which lasted from Feb. 5 to Feb. 10, 2009...Had four-game point streak (1-4-5), which lasted from Jan. 17 to Jan. 29, 2009...Appeared in his 200th game as a King and in the NHL Jan. 21, 2009 at Colorado...Earned 100th career assist in NHL and as a King Dec. 6, 2008 vs. Columbus...Had four-game point streak (3-2-5), which lasted from Nov. 20 to Nov. 26, 2008...Signed to seven-year contract extension Oct. 11, 2008...Named an alternate captain Oct. 8, 2008.

**2007-08:** Selected as the Kings MVP (Bill Libby Memorial Award) and recipient of Kings Leading Scorer Award...The second youngest King to win the club's MVP Award (20 years, 7 months, 12 days)...Jimmy Carson was the youngest (19 years, 8 months, 14 days)...Led the Kings with a career-high 77 points (32-45-77) and 45 assists, while tying for the club lead with 12 power-play goals...Led Kings with 52 takeaways...Finished second on the team with a career-high 32 goals...Tied for club lead with eight shootout attempts (3-for-8, 37.5 percent)...Had 22 points (7-15-22) and seven multi-point efforts in the final 20 games...Had 39 points in the final 41 games (16-23-39) and 63 points in the final 67 games (27-36-63)...The Kings were 16-8-4 when he scored a goal...One of four Kings to play in all 82 games...Notched three points (1-2-3), including his 30th goal of the season March 27, 2008 vs. Phoenix...Had four-game point and assist streak (1-4-5), which lasted from March 4 to March 10, 2008...Had four-game point streak (3-6-9), which lasted from Feb. 21 to March 1, 2008 (all multi-point efforts)...Had third three-game goal-scoring streak of the season Feb. 21 to Feb. 28, 2008...Scored 20th goal of the season Jan. 29, 2008 at Philadelphia...Named to 2008 NHL All-Star Team on Jan. 10, 2008...Notched 100th career point in NHL and as a King with an assist Jan. 3, 2008 vs. Columbus...Had career-high eight-

game point streak (6-6-12), which lasted from Nov. 28 to Dec. 12, 2007...Had second three-game goal-scoring streak of the season Dec. 8 to Dec. 12, 2007...Notched career-high four points and four assists Dec. 6, 2007 vs. Buffalo...Played in his 100th game in the NHL and as a King Dec. 6, 2007 vs. Buffalo...Had first three-game goal streak of the season Nov. 28 to Dec. 3, 2007

**2006-07:** Selected as the Kings Best Newcomer and Most Popular Player...The first-ever native of Slovenia to skate in the NHL...Finished third among NHL rookies with 41 assists, 61 points, 29 power-play points, 20:32 time-on-ice average and 4:37 power play time-on-ice average...Finished second among rookies with 22 power-play assists and tied for fifth with seven power-play goals...Selected to participate at the YoungStars game as part of the 2007 NHL All-Star Game festivities...Led the Kings and ranked fourth among rookies with 41 takeaways...Led the Kings and all rookies with five shootout goals (5-for-9, 55.6 percent)...Also led the Kings with two shootout game-deciding goals...The first Kings rookie since Luc Robitaille (84 points, 1986-87) to reach 60 points in his inaugural campaign...His 61 points were the fifth highest total ever amassed by a Kings rookie...Recorded two goals in his NHL and Kings debut Oct. 6, 2006 at Anaheim...He became the 15th player in Kings history to score a goal in his NHL debut.

**INTERNATIONAL PLAY:** Last represented Slovenia at the 2008 World Championships (5 GP, 3-1-4) where he led the club in goals and points...Also represented Slovenia (the host country) at the 2007 Division I World Championships (5 GP, 1-13-14, plus-9), where he led the club in points, assists and plus-minus...The Slovenians won the tournament and a promotion into the 2008 World Championships...Led Slovenia in scoring at the 2006 World Championships (6 GP, 3-6-9)...Played for Slovenia (the host country) at the 2006 Division I World Junior Championships (5 GP, 5-1-6), where he led the club in goals and points...Represented Slovenia at the World Championships in 2005 (6 GP, 1-0-1) and at the Division I World Junior Championships in 2005 (5 GP, 10-3-13, +8) and 2004 (5 GP, 1-1-2)...Also suited up for Slovenia at the Division I World Junior Under 18 Championships in 2005 (5 GP, 6-5-11), 2004 (5 GP, 6-2-8) and 2003 (5 GP, 2-1-3).

**PERSONAL:** Nickname: Kopi...Off-season home: Slovenia...Girlfriend: Ines...Favorite movie: Enemy at the Gates...Favorite TV show: Two and a Half Men...Favorite actress: Jessica Biel...Favorite actor: Cuba Gooding, Jr...Favorite band: Siddhartha...Favorite NHL city: other than Los Angeles: Edmonton...Favorite sport other than hockey: tennis and basketball...Favorite hockey moment: scoring first NHL goal...Favorite pro athlete: Roger Federer...Favorite hockey player growing up: Sergei Fedorov...Favorite road arena: Rexall Place...Favorite food: sushi...Favorite vacation spot: Croatia...Helps the environment by: recycling...If not a hockey player he would be: tennis player...Miscellaneous: loves pancakes.

## CAREER HIGHLIGHTS

**FIRST NHL GAME:** Oct. 6, 2006 at Anaheim

**FIRST NHL GOAL:** Oct. 6, 2006 at Anaheim

**FIRST NHL ASSIST:** Oct. 7, 2006 vs. St. Louis

**MOST POINTS, Game:** 4, 2x's  
(Last: Feb. 16, 2009 vs. Atlanta)

**MOST GOALS, Game:** 2, 11x's  
(Last: Feb. 16, 2009 vs. Atlanta)

**MOST ASSISTS, Game:** 4,  
Dec. 6, 2007 vs. Buffalo

**LONGEST POINT STREAK:** 8, Nov. 28 to Dec. 12, 2007:  
6-6-12

**LONGEST GOAL STREAK:** 4

March 1 to March 7, 2009: 4g

**LONGEST ASSIST STREAK:** 4, 3x's  
(Last: March 4 to March 10, 2008: 4a)

**CAREER PENALTY SHOTS:** None

**CAREER OVERTIME GOALS:** 1, Nov. 10, 2007 vs. Dallas

**CAREER SHOOTOUT GOALS/ATTEMPTS:** 10/24  
(42 percent)

## KOPITAR -vs- NHL

	GP	G	A	PTS	PIM		GP	G	A	PTS	PIM
ANA	20	7	15	22	6	MTL	2	1	1	2	2
ATL	2	2	2	4	0	NSH	11	3	3	6	4
BOS	2	0	2	2	0	NJ	4	1	1	2	0
BUF	2	0	4	4	0	NYI	3	1	2	3	2
CGY	12	7	5	12	4	NYR	3	1	3	4	0
CAR	2	1	0	1	0	OTT	2	0	1	1	2
CHI	10	3	4	7	8	PHI	4	1	0	1	0
COL	12	4	7	11	0	PHX	22	7	12	19	12
CBJ	10	4	5	9	0	PIT	3	0	1	1	0
DAL	21	5	9	14	6	SJ	22	7	7	14	10
DET	11	1	5	6	4	STL	12	5	15	20	2
EDM	11	5	8	13	4	TB	2	0	2	2	0
FLA	2	0	2	2	0	TOR	2	0	1	1	2
LA	-	-	-	-	-	VAN	12	3	7	10	4
MIN	12	4	2	6	6	WSH	3	4	1	5	0

## CAREER REGULAR SEASON STATISTICS

SEASON	TEAM	GP	G	A	P	+/-	PIM	PP	SH	GW	SHOTS	PCT
2002-2003	Jesenice U18 Sloven-U18	14	38	38	76		10					
2002-2003	Jesenice Jr. Sloven-Jr.	20	15	12	27		8					
2002-2003	Kranjska Gora Slovenia	11	4	4	8		4					
2002-2003	Slovenia WJ18-B	5	2	1	3	-5	0	1	0	0	16	12.5
2003-2004	Jesenice Jr. Sloven-Jr.	25	32	28	60		16					
2003-2004	Kranjska Gora Slovenia	21	14	11	25		10					
2003-2004	Slovenia WJC-B	5	1	1	2	1	0	0	0	0	2	50.0
2003-2004	Slovenia WJ18-B	5	6	2	8	3	0	0	1	1		
2004-2005	Sodertalje U18 Swe-U18	1	1	2	3	2	0					
2004-2005	Sodertalje Jr. Swe-Jr.	30	28	21	49	29	26					
2004-2005	Sodertalje SK Sweden	5	0	0	0	-1	0	0	0	0		0.0
2004-2005	Slovenia WJC-B	5	10	3	13	8	6	2	0	1		
2004-2005	Slovenia WJ18-B	5	6	5	11	-1	14	5	0	1	24	25.0
2004-2005	Slovenia WJC-A	6	1	0	1	-6	2	0	0	0	10	10.0
2005-2006	Sodertalje SK Sweden	47	8	12	20	-12	28					
2005-2006	Sodertalje SK Sweden-Q	10	7	4	11	7	6					
2005-2006	Slovenia WJC-B	5	5	1	6	3	4	1	0	0	20	25.0
2005-2006	Slovenia WC-A	6	3	6	9	-2	2	2	0	0	9	33.3
2006-2007	Kings	72	20	41	61	-12	24	7	2	1	193	10.4
2007-2008	Kings	82	32	45	77	-15	22	12	2	3	201	15.9
2007-2008	Slovenia WC-A	5	3	1	4	-1	2	1	0	0	16	18.8
2008-2009	Kings	82	27	39	66	-17	32	7	1	3	234	11.5
NHL Totals		236	79	125	204	-44	78	26	5	7	628	12.6
KINGS Totals		236	79	125	204	-44	78	26	5	7	628	12.6





# SEAN O'DONNELL

6

**Position:** Defense / **Shoots:** Left

**Height:** 6-2 / **Weight:** 237

**Age:** 37 (Turns 38 on Oct. 13, 2009)

**Birthplace:** Ottawa, Ontario  
(Oct. 13, 1971)

**ACQUIRED BY KINGS:** From Anaheim for a conditional selection in the 2009 NHL Entry Draft on Sept. 30, 2008.

**2008-09:** Selected as the Kings Most Inspirational Player (Ace Bailey Memorial Award)...Has played in 191 consecutive games (Feb. 10, 2007 to present)...Over the last 11 seasons he's only missed 29 regular season games (873 of a possible 902)...One of five Kings to play in all 82 games (third time he's played all 82 games: also in 2007-08 and 2003-04)...Finished season ranked seventh all-time among Kings defensemen with 463 games played and fourth all-time among Kings defensemen (seventh overall) with 870 penalty minutes...Finished season with a plus-2 rating...Has collected a plus rating in each of the last seven seasons (plus-71 during that span)...One of only three defensemen in the NHL to have a plus rating in each of the last seven seasons (Niklas Lidstrom and Brian Rafalski)...Ranked third on the Kings with 20:20 average time-on-ice...Ranked fourth on the Kings with 85 blocked shots...Tied season highs with one assist and a plus-2 rating March 31, 2009 vs. Dallas (honored pre-game at STAPLES Center for his 1,000th NHL Game)...Recorded one assist and a plus-2 rating March 19, 2009 at Boston...Appeared in his 1,000th NHL game March 14, 2009 at San Jose...Became the 16th player to play in his 1,000th NHL game as a King (previous was Rob Blake Nov. 4, 2006 at Phoenix)...Agreed to terms on one-year contract extension March 4, 2009...Appeared in his 400th game as a King Nov. 22, 2008 vs. Colorado...Recorded his 800th penalty minute as a King Oct. 24, 2008 at St. Louis...Was a plus-2 three of four games from Oct. 14 to Oct. 24, 2008 (Oct. 14 vs. Anaheim, Oct. 17 vs. Carolina and Oct. 24 at St. Louis).

**2007-08:** Finished season with a plus-9 rating...Recorded a plus-or-even rating in 20 straight games (plus-7) from Feb. 10 to March 28, 2008...Recorded 150th career assist in the NHL March 12, 2008 vs. Vancouver...Appeared in his 900th NHL game Jan. 18, 2008 at Minnesota...Anaheim teammate Rob Niedermayer also appeared in his 900th NHL game the same night, marking the first time in almost 16 years that teammates appeared in their 900th game together (last: New York Rangers Mark Messier and John Ogrudnick, Jan. 23, 1992 at Edmonton)...Recorded first career short-handed goal Oct. 15, 2007 vs. Detroit...Appeared in all six postseason games with Anaheim, finishing tied for second among team defensemen in scoring (1-1=2)...Led Anaheim with a plus-3 playoff rating...Set a postseason career high with two points (1-1=2) in Game 5 of the Conference Quarterfinals April 18, 2008 vs. Dallas.

**2006-07:** Won a Stanley Cup with Anaheim, appearing in all 21 postseason contests, recording two assists with a 20:20 time-on-ice average...Was fourth on the team with a plus-8 playoff rating...Was a plus-2 in the Stanley Cup Finals series-clinching Game 5 victory June 6, 2007 vs. Ottawa...Notched 17 points during the regular season (2-15=17), the most points he's earned since accumulating a career-high 25 points (3-22=25) in 2001-02 with Boston...Appeared in all 82 games for the second time in his career.

**2005-06:** Scored his first career playoff game-winning goal 1:36 into overtime in Game 4 of the Western Conference Quarterfinals April 27, 2006 vs. Calgary...Began season with Phoenix before being acquired by Anaheim on March 9, 2006...Anaheim was 14-7-0 after acquiring O'Donnell...Appeared in his 700th NHL game, Oct. 23 (with Phoenix) at Anaheim.

**2004-05:** Did not playing during the lockout.

**2003-04:** Had a 19:53 time-on-ice average in seven playoff games with Boston...Appeared in all 82 regular season games for the first time in his career...Served as an alternate captain for Boston...Ranked second on the team and tied for 11th among NHL defensemen with 110 penalty minutes...Four of his assists came short-handed.

**2002-03:** Missed the entire postseason due to a foot injury...Recorded 100th NHL assist, Dec. 23, 2003 vs. San Jose...Appeared in 600th NHL game March 11, 2003 at Ottawa...Missed 11 games with a knee injury.

**2001-02:** Appeared in six playoff games with Boston, leading the team with a 24:57 time-on-ice average...Established career regular season highs with 25 points, 22 assists, a plus-27 rating and 24:50 time-on-ice average...Tied for third in the NHL in plus-minus...Led Boston and ranked 22nd in the NHL in time-on-ice average...Appeared in his 500th NHL game Dec. 31, 2002 at Dallas...Recorded 100th NHL point (assist), Jan. 5, 2002 vs. Washington...Had a three-game assist streak (3a), which lasted from Dec. 20 to Dec. 26, 2001.

**2000-01:** Played a career-high 23 playoff games, helping New Jersey advance to the Stanley Cup Finals before losing to Colorado...Ranked third in the NHL with 41 playoff penalty minutes...Began season with Minnesota and served as the first captain in Wild history...Appeared in his 400th NHL game Nov. 15, 2000 vs. New York Rangers...Had a four-game point streak (1-3=4), which lasted from Dec. 17 to Dec. 27, 2000.

**1999-00:** Played in 80 games for the third straight season...Recorded overtime game-winning goal Feb. 14, 2000 vs. Calgary...Recorded two assists Jan. 20, 2000 vs. Dallas...Scored one goal and had a 16:26 time-on-ice average in four playoff games with the Kings...Was one of four Kings players to score a goal in their playoff series vs. Detroit...Ranked third on the Kings with 114 penalty minutes.

**1998-99:** Led the Kings with 186 penalty minutes, his career high...Led the team with 14 major penalties...Ranked third among team defensemen with 13 assists...Led all Kings defensemen with 80 games played...Scored his only goal of the season Dec. 5, 1998 vs. Detroit...Appeared in his 300th NHL game April 12, 1999 at Nashville...Scored eight points at home (1-7=8) and six points on the road (0-6=6)...The club's co-winner (along with Rob Blake) for the Kings Community Service award.


**1997-98:** Ranked second on the Kings with 179 penalty minutes in the regular season, the third straight season he placed second on the team in that category...Led the Kings with 57 minor penalties, which ranked him tied for seventh in the NHL...Ranked third among team defensemen with 17 points (2-15=17) in

## CAREER HIGHLIGHTS

**FIRST NHL GAME:** Jan. 24, 1995 vs. Dallas  
**FIRST NHL GOAL:** Jan. 10, 1996 at Toronto  
**FIRST NHL ASSIST:** Feb. 20, 1995 at Vancouver  
**MOST POINTS, Game:** 4, Feb. 26, 1998 at Chicago  
**MOST GOALS, Game:** 1, 27x's  
 (Last: Dec. 22, 2007 at San Jose)  
**MOST ASSISTS, Game:** 3,  
 Feb. 26, 1998 at Chicago  
**LONGEST POINT STREAK:** 4, 2x's  
 (Last: Dec. 17 to Dec. 27, 2000: 1-3=4)  
**LONGEST GOAL STREAK:** 3,  
 Feb. 13 to Feb. 17, 1997: 3g  
**LONGEST ASSIST STREAK:** 3, 4x's  
 (Last: Dec. 20 to Dec. 26, 2001: 3a)  
**CAREER PENALTY SHOTS:** None  
**CAREER OVERTIME GOALS:** 1, Feb. 14, 2000 vs. CGY  
**CAREER SHOOTOUT GOALS/ATTEMPTS:** None

## O'DONNELL -vs- NHL

	GP	G	A	PTS	PIM		GP	G	A	PTS	PIM
ANA	46	0	4	4	87	MTL	27	1	8	9	45
ATL	19	0	5	5	6	NSH	27	1	2	3	55
BOS	14	0	5	5	22	NJ	25	1	2	3	26
BUF	25	0	2	2	60	NYI	22	0	8	8	23
CGY	49	1	7	8	141	NYR	27	0	4	4	50
CAR	21	1	4	5	34	OTT	30	0	7	7	95
CHI	45	1	7	8	94	PHI	28	0	3	3	32
COL	48	1	9	10	56	PHX	54	2	4	6	50
CBJ	21	1	3	4	17	PIT	26	3	4	7	47
DAL	63	1	10	11	145	SJ	57	2	10	12	79
DET	42	4	7	11	61	STL	41	1	4	5	104
EDM	46	1	6	7	59	TB	26	0	7	7	48
FLA	23	0	2	2	41	TOR	31	2	7	9	35
LA	31	0	5	5	14	VAN	50	1	10	11	63
MIN	21	1	1	2	12	WSH	29	1	5	6	28



O'Donnell, who appeared in his 1,000th career NHL game March 14, 2009 at San Jose, was honored by the Kings at STAPLES Center March 31, 2009. To view a special tribute to O'Donnell, visit [www.LAKings.com/1000od](http://www.LAKings.com/1000od).





the regular season...Only Rob Blake (81 games) appeared in more games for the Kings...Ranked second on the team with 2,070 total shifts (average of 25.9 per game)...Set a career high with four points and three assists (1-3-4) Feb. 26, 1998 at Chicago...Appeared in his 200th NHL game March 5, 1998 vs. Carolina...Finished season with a plus-7 rating...Scored game-winning goal March 21, 1998 at Phoenix...Recorded seven points at home (1-6=7) and 10 points (1-9=10) on the road...Led the Kings with 36 penalty minutes in the playoffs, which was tied for third in the NHL.

**1996-97:** Ranked second on the Kings (led all team defensemen) with 144 penalty minutes...Established career high with five goals...Two of his five goals were scored on the power play...Played in just 10 of the first 22 games of the season and then appeared in 45 of the final 60 contests...Had his first career three-point game Feb. 13, 1997 vs. Toronto (1-2=3)...During a 10-game stretch from Feb. 5 to Feb. 25, 1997 he recorded 10 points (4-6=10), including a three-game goal streak, which lasted from Feb. 13 to Feb. 17, 1997...Appeared in his 100th NHL game Dec. 3, 1996 at Phoenix...Missed 10 games with a sore wrist Dec. 26, 1996 to Jan. 15, 1997; two games with a back injury March 1 to March 4, 1997; and one game due to suspension.

**1995-96:** Ranked second on the Kings with 127 penalty minutes and led all Kings defensemen with 71 games played...Was a plus-3...Appeared in 48 of the club's first 50 games (plus-10 during that span) before being sidelined for eight games due to coach's decision...Scored his first NHL goal Jan. 10, 1996 at Toronto...Also scored Jan. 25, 1996 at Hartford.

**1994-95:** Acquired by the Kings from Buffalo on July 26, 1994...Began the season with Phoenix (IHL) and was recalled by the Kings after the lockout on Jan. 23, 1995...Made his NHL debut Jan. 24, 1995 vs. Dallas and played in 14 of the first 19 Kings games before being re-assigned to Phoenix...Recorded first career NHL point Feb. 20, 1995 at Vancouver...Was recalled again on March 10, 1995 and appeared in two additional games...Missed two games with a bruised

sternum...Recorded 20 points (2-18=20) and 132 penalty minutes in 61 games with Phoenix and two points (0-2=2) and 49 penalty minutes in 15 games with the Kings.

**1993-94:** Recorded 12 points (2-10=12) in 64 regular season games with Rochester, the Buffalo Sabres AHL affiliate...Ranked second on Rochester with 242 penalty minutes.

**1992-93:** Recorded 21 points (3-18=21) in 74 regular season games with Rochester...Ranked fourth on Rochester with 203 penalty minutes, as the team advanced to the AHL Calder Cup Finals that season.

**1991-92:** Spent his first season as a pro with Rochester (AHL), recording 13 points (4-9=13) and 193 penalty minutes in 73 regular season games.

**LAST AMATEUR CLUB:** Sudbury, OHL.

**TRANSACTIONS:** Selected by Buffalo in the sixth round (123rd overall) in the 1991 NHL Entry Draft...Traded to the Kings by Buffalo for Doug Houda on July 26, 1994...Claimed by Minnesota from the Kings in the Expansion Draft on June 23, 2000...Traded to New Jersey by Minnesota for Willie Mitchell on March 4, 2001...Signed by Boston as an unrestricted free agent on July 2, 2001...Signed by Phoenix as an unrestricted free agent on July 6, 2004...Traded to Anaheim by Phoenix for Joel Perreault on March 9, 2006.

**INTERNATIONAL PLAY:** Represented Canada at the 1999 World Championships (9 GP, 0-1=1, 6 PIM).

**PERSONAL:** Nickname: OD...Off-season home: Hermosa Beach...Wife: Laura Marie...Pets: Chihuahua (Bruce), Pomeranian (Zoey)...Favorite movie: The Godfather...Favorite band: Pearl Jam...Favorite NHL city, other than Los Angeles: New York City...Favorite hockey moment: lifting the Stanley Cup in 2007...Favorite holiday: annual 6-Man Volleyball Tournament in Manhattan Beach...Favorite vacation spot: The Hamptons...Charities: supports anything that has to do with kids or dogs.



## CAREER REGULAR SEASON STATISTICS

SEASON	TEAM	GP	G	A	P	+/-	PIM	PP	SH	GW	SHOTS	PCT
1987-1988	Kanata Valley CJHL	54	4	25	29		96					
1988-1989	Sudbury OHL	56	1	9	10		49					
1989-1990	Sudbury OHL	64	7	19	26		84					
1990-1991	Sudbury OHL	66	8	23	31		114					
1991-1992	Rochester AHL	73	4	9	13		193					
1992-1993	Rochester AHL	74	3	18	21		203					
1993-1994	Rochester AHL	64	2	10	12		242					
1994-1995	Kings	15	0	2	2	-2	49	0	0	0	12	0.0
1994-1995	Phoenix IHL	61	2	18	20		132					
1995-1996	Kings	71	2	5	7	3	127	0	0	0	65	3.1
1996-1997	Kings	55	5	12	17	-13	144	2	0	0	68	7.4
1997-1998	Kings	80	2	15	17	7	179	0	0	1	71	2.8
1998-1999	Kings	80	1	13	14	1	186	0	0	0	64	1.6
1998-1999	Canada WC-A	9	1	2	3		6					
1999-2000	Kings	80	2	12	14	4	114	0	0	1	51	3.9
2000-2001	Wild	63	4	12	16	-2	128	1	0	2	58	6.9
2000-2001	Devils	17	0	1	1	2	33	0	0	0	9	0.0
2001-2002	Bruins	80	3	22	25	27	89	1	0	2	112	2.7
2002-2003	Bruins	70	1	15	16	8	76	0	0	1	61	1.6
2003-2004	Bruins	82	1	10	11	10	110	0	0	0	72	1.4
2005-2006	Coyotes	57	1	7	8	3	121	0	0	0	23	4.3
2005-2006	Ducks	21	1	2	3	3	26	0	0	0	10	10.0
2006-2007	Ducks	79	2	15	17	9	92	0	0	1	47	4.3
2007-2008	Ducks	82	2	7	9	9	84	0	1	0	25	8.0
2008-2009	Kings	82	0	12	12	2	71	0	0	0	32	0.0
NHL Totals		1,014	27	162	189	71	1,629	4	1	8	780	3.5
KINGS Totals		463	12	71	83	2	870	2	0	2	363	3.3

## NHL PLAYOFF STATISTICS

SEASON	TEAM	GP	G	A	P	+/-	PIM	PP	SH	GW	SHOTS	PCT
1997-1998	Kings	4	1	0	1	1	36	0	0	0	7	14.3
1999-2000	Kings	4	1	0	1	0	4	0	0	0	4	25.0
2000-2001	Devils	23	1	2	3	5	41	0	0	0	9	11.1
2001-2002	Bruins	6	0	2	2	-2	4	0	0	0	6	0.0
2003-2004	Bruins	7	0	0	0	1	0	0	0	0	2	0.0
2005-2006	Ducks	16	2	3	5	8	23	0	0	1	10	20.0
2006-2007	Ducks	21	0	2	2	8	10	0	0	0	13	0.0
2007-2008	Ducks	6	1	1	2	3	2	0	0	0	3	33.3
NHL Totals		87	6	10	16	24	120	0	0	1	54	11.1
KINGS Totals		8	2	0	2	1	40	0	0	0	11	18.2





# ROB SCUDERI

**Position:** Defense / **Shoots:** Left

**Height:** 6-1 / **Weight:** 211

**Age:** 30 (Turns 31 on Dec. 30, 2009)

**Birthplace:** Syosset, N.Y.

(Dec. 30, 1978)

# 7

**ACQUIRED BY KINGS:** Signed by the Kings as an unrestricted free agent on July 2, 2009.

**2008-09:** Recorded a career-high 16 points, 15 assists, 51 shots, 81 games played and a plus-23 rating during the regular season...His plus-23 rating led Pittsburgh, was tied for seventh among NHL defensemen and tied for 20th overall in the NHL...Led Pittsburgh with 164 blocked shots, which was tied for 12th in the NHL...Led Pittsburgh with 3:47 average short-handed time-on-ice, which was tied for 19th in the NHL (16th among defensemen)...Appeared in his 300th career NHL game in Pittsburgh's regular season finale April 11, 2009 at Montreal...Was a plus-16 in his final 20 regular season games from Feb. 27 to April 11, 2009...Tied a career-high with a plus-4 rating April 1, 2009 vs. New Jersey...Recorded his first career multi-assist game Dec. 11, 2008 vs. the New York Islanders...Recorded eight blocked shots Oct. 16, 2008 vs. Washington...Recorded five points (1-4-5), six penalty minutes and a plus-5 rating in 24 postseason games, helping Pittsburgh capture the Stanley Cup in seven games vs. Detroit...His plus-5 rating in the playoffs was second among Pittsburgh defensemen and tied for eighth among NHL blue-liners...Led the NHL with 53 blocked shots in the postseason...Ranked second among Pittsburgh defensemen with 20:29 average time-on-ice in playoffs...Assisted on game-winning goal in Game 7 of Stanley Cup Finals June 12, 2009 at Detroit.

**2007-08:** Recorded five points (0-5-5), 26 penalty minutes and a plus-3 rating in 71 regular season games with Pittsburgh...Ranked fifth on Pittsburgh with 110 blocked shots...Appeared in 200th career NHL game Feb. 2, 2008 vs. Carolina...Recorded three points (0-3-3), two penalty minutes and a plus-5 rating in 20 postseason games, helping the Penguins advance to the Stanley Cup Finals before losing to Detroit...His plus-5 rating in the playoffs was tied for second among Pittsburgh defensemen and tied for fourth overall on the team...Was a plus or even in 16 of 20 playoff games...His 36 blocked shots in the postseason was fourth on Pittsburgh...Recorded first career playoff point with an assist in Game 3 of Conference Quarterfinals vs. Ottawa.

**2006-07:** Recorded 11 points (1-10-11), 28 penalty minutes and a plus-3 rating in 78 regular season games with Pittsburgh...Ranked fifth on Pittsburgh with 109 blocked shots...Appeared in 100th career NHL game Dec. 19, 2006 vs. St. Louis...Established career-high with plus-4 rating Dec. 15, 2006 vs. the New York Islanders...Was a plus-3 Nov. 11, 2006 vs. Ottawa.

**2005-06:** Recorded four points (0-4-4) and a career-high 36 penalty minutes with Pittsburgh and eight points (0-8-8) and eight penalty minutes with Wilkes-Barre/Scranton, the Penguins' AHL affiliate...Had 103 blocked shots with Pittsburgh, third most on the team...Was a plus-3 Jan. 25, 2006 vs. Washington.

**2004-05:** Recorded 20 points (2-18-20), 34 penalty minutes and a plus-15 rating in 79 regular season games with Wilkes-Barre/Scranton...Recorded three points (2-1-3) and two penalty minutes in 11 postseason games.

**2003-04:** Recorded three points (1-2-3) and four penal-

ty minutes in 13 regular season games with Pittsburgh and 16 points (1-15-16) and 54 penalty minutes in 64 regular season games with Wilkes-Barre/Scranton...Recorded three points (0-3-3) in 24 postseason games with Wilkes-Barre/Scranton, helping the Baby Penguins advance to the Calder Cup Finals.

**2002-03:** Recorded 21 points (4-17-21), 44 penalty minutes and plus-5 rating in 74 regular season games with Wilkes-Barre/Scranton...Recorded one point (0-1-1) and four penalty minutes in four postseason games.

**2001-02:** Recorded an AHL career-high 23 points (1-22-23) and 66 penalty minutes with Wilkes-Barre/Scranton.

**2000-01:** Recorded 23 points (4-19-23) and 42 penalty minutes with Boston College...His 23 points led all team defensemen...BC won the NCAA Championship, beating the University of North Dakota 3-2 in overtime on April 7, 2001.

**1999-00:** Recorded 13 points (1-12-13) and 22 penalty minutes with Boston College...BC advanced to the Frozen Four, but fell to the University of North Dakota in the championship game.

**1998-99:** Recorded 10 points (2-8-10) and 20 penalty minutes with Boston College...He missed one game during the season, the only game he missed during his entire collegiate tenure...BC advanced to the Frozen Four, but fell in the semi-final round.

**1997-98:** Recorded 24 points (0-24-24) with Boston College during his freshman season...BC advanced to the Frozen Four, but fell to the University of Michigan in the championship game.

**LAST AMATEUR CLUB:** Boston College, NCAA...Named to NCAA Championship All-Tournament Team and won NCAA Championship in 2000-01...Finished collegiate career as BC's all-time leader with 169 games played...Named to the Hockey East All-Rookie Team in 1997-98.

**TRANSACTIONS:** Selected by Pittsburgh in the fifth round (134th overall) in the 1998 NHL Entry Draft.

**INTERNATIONAL PLAY:** Attended Team USA's Olympic Men's Ice Hockey Orientation Camp (along with Dustin Brown, Jack Johnson and Jonathan Quick), Aug. 17 - 19, 2009.

**PERSONAL:** Nickname: Scuds...Off-season home: Boston...Wife: Courtney...Kids: Ryan (3), Kate (2)...Favorite movie: Blackhawk Down...Favorite TV show: The Simpsons...Favorite NHL city, other than Los Angeles: Boston...Favorite book: All Quiet on the Western Front...Favorite sport other than hockey: Lacrosse...Favorite hockey moment: winning the Stanley Cup in 2009 and NCAA National Championship in 2001...Favorite pro athlete: David Wright...Favorite hockey player growing up: Denis Potvin...Favorite road arena: Madison Square Garden...Favorite food: pizza...Favorite vacation spot: Bermuda...First job: concession stand vendor at public park...Charities: supports Make-A-Wish Foundation...Helps the environment by recycling...If not a hockey player he would be: policeman.

## CAREER HIGHLIGHTS

**FIRST NHL GAME:** Feb. 12, 2004 at Florida (with Pittsburgh)

**FIRST NHL GOAL:** March 7, 2004 at NY Rangers (with Pittsburgh)

**FIRST NHL ASSIST:** Feb. 22, 2004 vs. Ottawa (with Pittsburgh)

**MOST POINTS, Game:** 2, 2x's (Last: Dec. 11, 2008 vs. NY Islanders)

**MOST GOALS, Game:** 1, 3x's (Last: Oct. 4, 2008 at Ottawa)

**MOST ASSISTS, Game:** 2, Dec. 11, 2008 vs. NY Islanders

**LONGEST POINT STREAK:** 2, 3x's (Last: March 25 to March 28, 2009: 0-2=2)

**LONGEST GOAL STREAK:** 1, 3x's (Last: Oct. 4, 2008: 1g)

**LONGEST ASSIST STREAK:** 2, 2x's (Last: March 25 to March 28, 2009: 2a)

**CAREER PENALTY SHOTS:** None

**CAREER OVERTIME GOALS:** None

**CAREER SHOOTOUT GOALS/ATTEMPTS:** None

## SCUDERI -vs- NHL


	GP	G	A	PTS	PIM		GP	G	A	PTS	PIM
ANA	3	0	1	1	0	MTL	15	0	1	1	0
ATL	13	0	1	1	4	NSH	4	0	1	1	6
BOS	14	0	2	2	6	NJ	28	1	1	2	2
BUF	12	0	3	3	6	NYI	32	0	6	6	12
CGY	2	0	1	1	0	NYR	26	1	6	7	4
CAR	16	0	3	3	12	OTT	16	1	3	4	6
CHI	3	0	1	1	2	PHI	25	0	3	3	10
COL	2	0	0	0	0	PHX	4	0	0	0	0
CBJ	4	0	1	1	4	PIT	0	0	0	0	0
DAL	3	0	0	0	2	SJ	5	0	0	0	0
DET	3	0	0	0	0	STL	3	0	0	0	0
EDM	3	0	0	0	4	TB	12	0	0	0	8
FLA	16	0	1	1	8	TOR	15	0	0	0	8
LA	3	0	0	0	2	VAN	3	0	0	0	2
MIN	2	0	1	1	0	WSH	13	0	0	0	4

## CAREER REGULAR SEASON STATISTICS


SEASON	TEAM	GP	G	A	P	+/-	PIM	PP	SH	GW	SHOTS	PCT
1995-1996	New York MtJHL	76	18	60	78							
1996-1997	New York MtJHL	82	42	70	112	64						
1997-1998	Boston College H-East	42	0	24	24	12	0	0	0	0.0		
1998-1999	Boston College H-East	42	2	8	10	20						
1999-2000	Boston College H-East	42	1	12	13	22						
2000-2001	Boston College H-East	43	4	19	23	42						
2001-2002	Wilkes-Barre Scranton AHL	75	1	22	23	-4	66	1	0	0	132	0.8
2002-2003	Wilkes-Barre Scranton AHL	74	4	17	21	5	44	2	0	2	98	4.1
2003-2004	Penguins	13	1	2	3	2	4	0	0	0	4	25.0
2003-2004	Wilkes-Barre AHL	64	1	15	16	1	54	0	0	0	87	1.1
2004-2005	Wilkes-Barre AHL	79	2	18	20	15	34	0	0	0	63	3.2
2005-2006	Penguins	57	0	4	4	-18	36	0	0	0	28	0.0
2005-2006	Wilkes-Barre AHL	13	0	8	8	11	8	0	0	0	21	0.0
2006-2007	Penguins	78	1	10	11	3	28	0	0	0	31	3.2
2007-2008	Penguins	71	0	5	5	3	26	0	0	0	28	0.0
2008-2009	Penguins	81	1	15	16	23	18	0	0	0	51	2.0
<b>NHL Totals</b>		<b>300</b>	<b>3</b>	<b>36</b>	<b>39</b>	<b>13</b>	<b>112</b>	<b>0</b>	<b>0</b>	<b>0</b>	<b>142</b>	<b>2.1</b>

## NHL PLAYOFF STATISTICS

SEASON	TEAM	GP	G	A	P	+/-	PIM	PP	SH	GW	SHOTS	PCT
2006-2007	Penguins	5	0	0	0	-1	2	0	0	0	0	0.0
2007-2008	Penguins	20	0	3	3	5	2	0	0	0	4	0.0
2008-2009	Penguins	24	1	4	5	5	6	0	0	0	8	12.5
<b>NHL Totals</b>		<b>49</b>	<b>1</b>	<b>7</b>	<b>8</b>	<b>9</b>	<b>10</b>	<b>0</b>	<b>0</b>	<b>0</b>	<b>12</b>	<b>8.3</b>







# RYAN SMYTH

**Position:** Left Wing / **Shoots:** Left

**Height:** 6-2 / **Weight:** 189

**Age:** 33 (Turns 34 on Feb. 21, 2010)

**Birthplace:** Banff, Alberta

(Feb. 21, 1976)

94

**ACQUIRED BY KINGS:** From Colorado for Kyle Quincey, Tom Preissing and a fifth-round selection in the 2010 NHL Entry Draft on July 3, 2009.

**2008-09:** Tied for first on Colorado with 59 points (26-33=59), 10 power-play goals and three game-winning goals...His 33 assists led Colorado and his 26 goals was second on the team...Ninth time in his career that he's scored 20-plus goals in a season...Was leading Colorado in goals, points and assists prior to suffering a fractured hand April 1, 2009 vs. Phoenix (missed the final five games of the season)...One of four Colorado players to net a short-handed goal...Led Colorado with 257 shots, which was his second-highest total of his career (had 265 with Edmonton in 1996-97)...Was 1-for-4 in shootouts = 25 percent...Led Colorado in scoring in December (5-9=14), January (4-8=12) and February (5-8=13)...Earned 300th career NHL goal Jan. 18, 2009 vs. Calgary...He and Milan Hejduk reached the 300-goal milestone in the same game, becoming only the second teammates in NHL history to do so (Detroit's Danny Gare and Ivan Boldirev were the other two, Feb. 26, 1983 vs. the New York Islanders)...Had a pair of five-game point streaks: Dec. 1 to Dec. 9, 2008 (3-3=6) and Jan. 6 to Jan. 15, 2009 (3-4=7)...Tied a career-high with four points and three assists Dec. 23, 2008 vs. Phoenix (1-3=4)...It was his seventh career four-point game and 10th career three-assist game...Recorded a season-high nine shots on goal Jan. 27, 2009 vs. San Jose...Appeared in his 900th NHL game Feb. 15, 2009 at Detroit...Needs only two more multi-point games for 150 in his career (has 105 two-point games, 36 three-point games and seven four-point games).

**2007-08:** Recorded 37 points (14-23=37) for Colorado despite being limited to 55 games due to injuries...Missed 27 games (18 with an ankle fracture, six with concussion-like symptoms and shoulder separation and three with a neck injury)...Finished third on Colorado with 168 shots... Was 1-for-3 in shootouts = 33.3 percent...Earned 600th career NHL point with an assist March 24, 2008 vs. Calgary...Tied a career-high with three assists Dec. 5, 2007 at Columbus...Earned 300th career NHL assist Nov. 5, 2007 vs. Calgary...Appeared in his 800th NHL game Nov. 1, 2007 vs. Pittsburgh...Recorded the overtime game-winning goal (the sixth of his career) Oct. 26, 2007 at Calgary...Tied a career high with 11 shots on goal Oct. 16, 2007 vs. Calgary, which also tied a Colorado franchise record (had two points in the game, 1-1=2)...Appeared in eight playoff games for Colorado, posting five points (2-3=5)...Scored a goal and attempted a penalty shot (missed) in Game 1 of the Conference Quarterfinals April 9, 2008 at Minnesota...Recorded game-winning goal in the series-clinching victory over Minnesota in Game 6 April 19, 2008.

**2006-07:** Recorded 68 points (36-32=68) and 52 penalty minutes, splitting time with Edmonton and the New York Islanders...It was his second straight year with 36 goals and fourth career 30-goal campaign...His 68 points were the second highest total of his career (had 70 points in 2000-01)...Recorded 53 points (31-22=53) and 38 penalty minutes in 53 games with

Edmonton before being traded to the Islanders on Feb. 27, 2007...Was Edmonton's leading scorer at the time of the trade and his 53 points still tied for first on Edmonton at season's end...Finished career with Edmonton ranked on the club's all-time Top-10 list in several categories: fifth in games played (770), fifth in goals (265), ninth in assists (284), seventh in points (549), third in power-play goals (117), fifth in game-winning goals (40), fifth in game-tying goals (7), fourth in shots (2,166) and tied for fifth in hat tricks (5)...Recorded 15 points (5-10=15) and 14 penalty minutes in 18 regular season games with the Islanders...His 78 takeaways ranked seventh in the NHL...Tied a career-high with four points (2-2=4) March 17, 2007 at Florida...Scored on a penalty shot (his third penalty shot goal on four career chances) March 13, 2007 at Montreal (against David Aebischer)...Earned his 250th career NHL goal Nov. 30, 2006 vs. Colorado...Recorded fifth career hat trick and earned his 500th career NHL point Oct. 12, 2006 vs. San Jose...His hat trick was scored in 2:01, breaking Wayne Gretzky's club record (2:18) for fastest hat trick in Edmonton history...Recorded an assist at his first career NHL All-Star Game appearance Jan. 24, 2007 at Dallas...Was 1-for-4 in shootouts = 25 percent (1-for-2 with Edmonton and 0-for-2 with the Islanders)...Led Islanders in the playoffs with four points (1-3=4) in five games...

**2005-06:** Led Edmonton with 36 goals and finished fourth on the team with 66 points (36-30=66)...Tied for second in the NHL with 13 shootout attempts (was 4-for-13 = 30.8 percent)...Tied a career-high with an eight-game point streak (5-6=11), which lasted from March 25 to April 7, 2006...Appeared in his 700th NHL game March 11, 2006 at Columbus...Moved past Paul Coffey into fifth place on Edmonton's all-time goal-scoring list with his 210th goal as an Oiler Dec. 1, 2005 vs. Vancouver...Tied a career-high with a five-game goal streak (6g), which lasted from Oct. 28 to Nov. 4, 2005...Earned his 200th career NHL goal Oct. 28, 2005 at Dallas...Was 2-for-2 in penalty shots, scoring Nov. 4, 2005 at St. Louis (against Patrick Lalime) and Dec. 30, 2005 vs. Nashville (against Tomas Vokoun)...Recorded 16 points (7-9=16) and 22 penalty minutes in 24 playoff games with Edmonton, helping the Oilers advance to the Stanley Cup Finals before losing to Carolina in Game 7...His 16 playoff points ranked fifth on Edmonton and his seven goals was tied for second on the team (tied for 10th in the NHL)...Had a six-game point streak (2-7=9), which lasted from May 10 to May 21, 2006...Recorded a playoff career-high four points (2-2=4) in Game 5 of the Conference Semifinals May 14, 2006 at San Jose...Scored game-winning goal in Game 3 of the Stanley Cup Finals June 10, 2006 vs. Carolina.

**2004-05:** Did not play during the lockout.

**2003-04:** Led Edmonton with 23 goals, 36 assists, 59 points, eight power-play goals and 245 shots on goal...Also led club with six game-winning goals, two of which were scored in overtime...His six game-winning goals tied a career high...Led all Edmonton forwards with 19:39 average time-on-ice...Recorded two short-handed goals, which tied for second on

## CAREER HIGHLIGHTS

**FIRST NHL GAME:** Jan. 22, 1995 at Los Angeles (with Edmonton)

**FIRST NHL GOAL:** Nov. 24, 1995 at Calgary (with Edmonton)

**FIRST NHL ASSIST:** Dec. 5, 1995 at Vancouver (with Edmonton)

**MOST POINTS, Game:** 4, 7x's (Last: Dec. 23, 2008 vs. Phoenix)

**MOST GOALS, Game:** 3, 5x's (Last: Oct. 12, 2006 vs. San Jose)

**MOST ASSISTS, Game:** 3, 10x's (Last: Dec. 23, 2008 vs. Phoenix)

**LONGEST POINT STREAK:** 8, 2x's (Last: March 25 to April 7, 2006: 5-6=11)

**LONGEST GOAL STREAK:** 5, 2x's (Last: Oct. 28 to Nov. 4, 2005: 6g)

**LONGEST ASSIST STREAK:** 6, March 14 to March 26, 2001: 8a

**CAREER PENALTY SHOTS:** 3/4, Last, March 13, 2007 at Montreal (vs. Aebischer) - Scored

**CAREER OVERTIME GOALS:** 6, Last: Oct. 26, 2007 at Calgary

**CAREER SHOOTOUT GOALS/ATTEMPTS:** 7/24 (29 percent)



THE PLAYERS

## SMYTH --vs-- NHL

	GP	G	A	PTS	PIM		GP	G	A	PTS	PIM
ANA	47	7	16	23	67	MTL	21	7	6	13	18
ATL	9	4	5	9	4	NSH	34	13	16	29	30
BOS	16	2	5	7	18	NJ	13	4	3	7	10
BUF	14	5	6	11	8	NYI	15	6	2	8	12
CGY	69	20	22	42	62	NYR	19	6	4	10	14
CAR	15	3	5	8	14	OTT	20	6	5	11	12
CHI	45	14	19	33	20	PHI	17	2	9	11	12
COL	55	21	20	41	51	PHX	44	22	21	43	18
CBJ	30	15	19	34	20	PIT	16	4	9	13	8
DAL	43	12	16	28	24	SJ	48	17	16	33	52
DET	45	12	13	25	40	STL	43	19	16	35	24
EDM	13	1	3	4	8	TB	15	5	6	11	8
FLA	15	9	11	20	4	TOR	29	12	7	19	26
LA	48	24	24	48	26	VAN	63	21	21	42	68
MIN	43	12	17	29	43	WSH	16	5	8	13	12



Edmonton...Had a career-high plus-11 rating...One of two Oilers to play in all 82 games...Fourth time in his career that he played in all 82 regular season games...Failed on first career penalty shot March 4, 2004 at St. Louis (against Chris Osgood)...Earned his 400th career NHL point Jan. 24, 2004 vs. Nashville...Appeared in his 600th NHL game Jan. 5, 2004 at New Jersey... Earned his 200th career NHL assist Nov. 10, 2003 at the New York Rangers.

**2002-03:** Led Edmonton with 61 points, 27 goals and 199 shots on goal...Tied for team lead with 10 power-play goals and ranked second with 34 assists...Appeared in his 500th NHL game and earned his 150th career NHL goal Oct. 22, 2002 at Colorado...Recorded two points (2-0=2), 16 penalty minutes and a team-leading 12 shots on goal in six postseason games.

**2001-02:** Ranked second on Edmonton with 35 assists and third with 50 points...Ranked third on the team with seven power-play goals and tied for second with five game-winning goals...Ranked second on Edmonton with an average of 2.46 shots per game...Earned his 300th career NHL point March 8, 2002 at Florida...Played in 195 consecutive games from March 28, 1999 to Nov. 16, 2001 before being sidelined with a fractured right ankle...Missed 21 games due to that injury.

**2000-01:** Recorded a career-high 70 points and 39 assists, both ranking second on Edmonton...Led Edmonton with 31 goals, 11 power-play goals, a career-high six game-winning goals and 245 shots on goal...Ranked third on the team with 14 power-play assists...Had a plus-10 rating...Appeared in all 82 regular season games for the second straight season and third time in career...Set a career-high with an eight-game point streak (6-8-14), which lasted from March 13 to March 28, 2001...Set a career-high with a six-game assist streak (8a), which lasted from March 14 to March 26, 2001...Recorded two hat tricks (third and fourth of career): Nov. 14, 2000 vs. St. Louis and Jan. 14, 2001 vs. Ottawa...Appeared in his 400th NHL game Jan. 18, 2001 at St. Louis...Earned his 100th career NHL assist Dec. 3, 2000 vs. San Jose...Earned his 200th career NHL point Oct. 27, 2000 at Anaheim...Led Edmonton in the playoffs with seven points (3-4=7) and 22 shots on goal, while sharing the club lead with three goals.

**1999-00:** Led Edmonton with 28 goals and 238 shots on goal, while sharing the club lead with 11 power-play goals...Ranked second on the club with 54 points, tied for second with four game-winning goals and tied for third with 26 assists...One of two Oilers to play in all 82 games...Second time in his career he played in all 82 regular season games...Earned his 100th career NHL goal March 19, 2000 vs. Calgary, becoming the 13th player in Edmonton history to reach the century mark...Recorded second career hat trick March 13, 2000 at Atlanta...Appeared in his 300th NHL game Dec. 14, 2000 at the New York Islanders...Led Edmonton in the playoffs with 13 shots on goal...His only goal of the postseason came short-handed.

**1998-99:** Ranked fourth on Edmonton with six power-play goals and 161 shots on goal...Appeared in his 200th NHL game Oct. 17, 1998 at New Jersey...Led Edmonton in the playoffs with three goals and shared the club lead with three points (3-0=3).

**1997-98:** Shared the Edmonton club lead with 10 power-play goals and 205 shots on goal...Ranked second on the team with 20 goals...Earned his 100th career NHL point April 1, 1998 at Vancouver...Appeared in all 12 playoff games for Edmonton.

**1996-97:** First full NHL season...Led Edmonton and set career-highs with 39 goals, 20 power-play goals and 265 shots on goal...Also recorded a career-high 76 penalty minutes...Ranked second on the team with 61 points and four game-winning goals...His 20 power-play goals tied Detroit's Brendan Shanahan for the NHL lead and the Edmonton franchise record (Wayne Gretzky had 20 PPG in 1983-84)...One of three Oilers to play in all 82 games...First time in his career he played in all 82 regular season games...Set a career-high with a five-game goal streak (5g), which lasted from April 3 to April 12, 1997...Recorded a career-high 19 penalty minutes Feb. 17, 1997 at Anaheim...Recorded first career hat trick Oct. 8, 1996

at Toronto...Appeared in 100th NHL game Jan. 24, 1997 at Buffalo...Made his Stanley Cup Playoffs debut with 10 points (5-5=10) in 12 games...Led Edmonton in the playoffs with two game-winning goals and shared the club lead with five goals...Ranked second with 48 shots on goal and tied for second with 10 points.

**1995-96:** Recorded first career NHL goal on the power play Nov. 24, 1995 at Calgary (against Trevor Kidd)...Recorded first career NHL assist Dec. 5, 1995 at Vancouver...Appeared in nine games for Cape Breton (AHL), recording 11 points (6-5=11) in nine games.

**1994-95:** Made NHL debut Jan. 22, 1995 at the Great Western Forum against the Kings...Recalled from Moose Jaw (WHL) by Edmonton on Jan. 12, 1995 for the start of the abbreviated 1994-95 season.

**LAST AMATEUR CLUB:** Moose Jaw, WHL...Named WHL East Second-Team All-Star in 1994-95...Recorded 224 points (110-114=224) in 188 regular season games with Moose Jaw, including 105 points (50-55=110) in 1993-94.

**TRANSACTIONS:** Selected by Edmonton in the first round (6th overall) in the 1994 NHL Entry Draft...Traded to the New York Islanders by Edmonton for Ryan O'Marra, Robert Nilsson and the Islanders' first-round selection in the 2007 NHL Entry Draft (Alex Plante) on Feb. 27, 2007...Signed as a free agent by Colorado on July 1, 2007.

**INTERNATIONAL PLAY:** Invited to attend Team Canada's Olympic Men's Ice Hockey Orientation Camp (along with Drew Doughty), which took place, Aug. 24 - 27, 2009...Represented Team Canada at the World Championships seven consecutive seasons (1999-2005), winning gold medals in 2003 and 2004 and a silver medal in 2005...Served as Canada's captain at the World Championships for five seasons (2001-2005), earning the nickname "Captain Canada"...Tied for first on Team Canada with four goals at the 2002 World Championships...Led Team Canada with six assists and tied for first with nine points at the 2000 World Championships...Overall in the 2000 tournament he was tied for second in assists, tied four fourth in points and tied for first with two game-winning goals...Member of Team Canada at the 2002 and 2006 Winter Olympics, winning gold in 2002...Won a gold medal for Canada at the 2004 World Cup of Hockey and at the 1995 World Junior Championships...Has appeared in a record total 85 international games for Team Canada (20-24=44, 38 PIM).

**PERSONAL:** Nickname: Smytty...Off-season home: Blind Bay, British Columbia...Wife: Stacey...Kids: Isabella (6), Elizabeth (4), Alexander (1)...Favorite movie: Rounders...Favorite TV show: Hockey Night in Canada...Favorite actor: Brad Pitt...Favorite band: Nickleback...Favorite NHL City, other than Los Angeles: Edmonton...Favorite book: The Shack...Favorite sport other than hockey: golf...Favorite hockey moment: winning gold medal at 2002 Winter Olympics...Favorite pro athlete: Tiger Woods...Favorite hockey player growing up: Wayne Gretzky...Favorite road arena: used to be STAPLES Center, now undetermined...Favorite food: chicken parm...Favorite holiday: Christmas...First job: working at McDonald's...Wears jersey number because: year graduated high school/year drafted into NHL...Charities: supports Stollery Children's Hospital (Edmonton), Show Hope, Compassion International...Helps the environment by: recycling...If not a hockey player he would be: professional skier or golfer...Miscellaneous: his brother Kevin was selected by Hartford in the fourth round (79th overall) in the 1992 NHL Entry Draft and played 58 games in the NHL (all with the Whalers, 6-8=14).

## CAREER REGULAR SEASON STATISTICS

SEASON	TEAM	GP	G	A	P	+/-	PIM	PP	SH	GW	SHOTS	PCT
1990-1991	Banff ABHL	25	100	50	150							
1990-1991	Lethbridge AMHL	34	8	21	29							
1991-1992	Caronport SMHL	35	55	61	116	98						
1991-1992	Moose Jaw WHL	2	0	0	0	0						
1992-1993	Moose Jaw WHL	64	19	14	33	59						
1993-1994	Moose Jaw WHL	72	50	55	105	88						
1994-1995	Oilers	3	0	0	0	-1	0	0	0	0	2	0.0
1994-1995	Moose Jaw WHL	50	41	45	86	66						
1994-1995	Canada WJC-A	7	2	5	7	4						
1995-1996	Oilers	48	2	9	11	-10	28	1	0	0	65	3.1
1995-1996	Cape Breton AHL	9	6	5	11	4						
1996-1997	Oilers	82	39	22	61	-7	76	20	0	4	265	14.7
1997-1998	Oilers	65	20	13	33	-24	44	10	0	2	205	9.8
1998-1999	Oilers	71	13	18	31	0	62	6	0	2	161	8.1
1998-1999	Canada WC-A	10	0	2	2	12	0	0	0	0.0		
1999-2000	Oilers	82	28	26	54	-2	58	11	0	4	238	11.8
1999-2000	Canada WC-A	9	3	6	9	3	0	2	1	2	19	15.8
2000-2001	Oilers	82	31	39	70	10	58	11	0	6	245	12.7
2000-2001	Canada WC-A	7	2	3	5	2	4	0	1	0	26	7.7
2001-2002	Oilers	61	15	35	50	7	48	7	1	5	150	10.0
2001-2002	Canada Olympics	6	0	1	1	-4	0	0	0	0	11	0.0
2001-2002	Canada WC-A	7	4	0	4	3	2	1	0	1	22	18.6
2002-2003	Oilers	66	27	34	61	5	67	10	0	3	199	13.6
2002-2003	Canada WC-A	9	2	2	4	1	2	1	0	1	16	12.5
2003-2004	Oilers	82	23	36	59	11	70	8	2	6	245	9.4
2003-2004	Canada WC-A	9	2	2	4	-1	2	0	0	0	20	10.0
2004-2005	Canada W-Cup	6	3	1	4	0	2					
2004-2005	Canada WC-A	9	2	1	3	2	6	1	0	0	17	11.8
2005-2006	Oilers	75	36	30	66	-5	58	19	2	3	230	15.7
2005-2006	Canada Olympics	6	0	1	1	4	0	0	0	10	0.0	
2006-2007	Oilers	53	31	22	53	2	38	14	1	5	161	19.3
2006-2007	Islanders	18	5	10	15	0	14	1	0	0	49	10.2
2007-2008	Avalanche	55	14	23	37	-4	50	2	0	3	168	8.3
2008-2009	Avalanche	77	26	33	59	-15	62	10	1	3	257	10.1
<b>NHL Totals</b>		<b>920</b>	<b>310</b>	<b>350</b>	<b>660</b>	<b>-33</b>	<b>733</b>	<b>130</b>	<b>7</b>	<b>46</b>	<b>2,640</b>	<b>11.7</b>

## NHL PLAYOFF STATISTICS

SEASON	TEAM	GP	G	A	P	+/-	PIM	PP	SH	GW	SHOTS	PCT
1996-1997	Oilers	12	5	5	10	-4	12	1	0	2	48	10.4
1997-1998	Oilers	12	1	3	4	-2	16	1	0	0	24	4.2
1998-1999	Oilers	3	3	0	3	-1	0	2	0	0	7	42.9
1999-2000	Oilers	5	1	0	1	-2	6	0	1	0	13	7.7
2000-2001	Oilers	6	3	4	7	0	4	0	0	0	22	13.6
2002-2003	Oilers	6	2	0	2	-1	16	0	1	0	12	16.7
2005-2006	Oilers	24	7	9	16	-2	22	4	0	1	60	11.7
2006-2007	Islanders	5	1	3	4	1	4	0	0	0	9	11.1
2007-2008	Avalanche	8	2	3	5	-1	2	1	0	1	22	9.1
<b>NHL Totals</b>		<b>81</b>	<b>25</b>	<b>27</b>	<b>52</b>	<b>-12</b>	<b>82</b>	<b>9</b>	<b>2</b>	<b>4</b>	<b>217</b>	<b>11.5</b>







# JARRET STOLL

**Position:** Center / **Shoots:** Right

**Height:** 6-1 / **Weight:** 215

**Age:** 27 (Turns 28 on June 24, 2010)

**Birthplace:** Melville, Saskatchewan  
(June 24, 1982)

# 28

**ACQUIRED BY KINGS:** From Edmonton with Matt Greene for Lubomir Visnovsky on June 29, 2008.

**2008-09:** Ranked second on the Kings with 10 power-play goals...Ranked seventh in the NHL with a 57.2 faceoff winning percentage (which led the Kings)...Had 12 multi-point games (the Kings were 8-4-0 in those games)...Played in 126 consecutive games from Dec. 10, 2007 to March 26, 2008 before being sidelined with a groin injury...Recorded seventh career two-goal game, won 14 of 20 faceoffs, scored game-winning goal and named the game's No. 1 Star March 9, 2009 vs. Vancouver...Recorded three points (1-2=3) including his 200th career NHL point Feb. 18, 2009 at Anaheim...Appeared in his 100th consecutive game Jan. 31, 2009 at Montreal...Recorded career-high three assists Dec. 11, 2008 vs. St. Louis...Appeared in his 300th NHL game Nov. 11, 2008 vs. Dallas.

**2007-08:** Was second on Edmonton with eight power-play goals and led team with three short-handed goals (tied for eighth in NHL)...Led Edmonton with a 55.1 faceoff win percentage (677-for-1,229)...Won 16 of 19 faceoffs (84.2 percent) March 15, 2008 at Phoenix...Recorded 100th NHL assist Feb. 4, 2008 vs. Calgary...Scored two goals in a 31-second span Jan. 24, 2008 at Florida...Had a four-game point streak (2-3=5), which lasted from Jan. 5 to Jan. 13, 2008...Earned points in six of eight games (3-4=7; Dec. 29, 2007 to Jan. 13, 2008)...Won 12 of 13 faceoffs (92.3 percent) Jan. 13, 2008 vs. Calgary (third-best single-game percentage in Edmonton history)...Won 14 of 19 faceoffs (73.7 percent) and earned 200th career NHL penalty minute Jan. 5, 2008 vs. New York Rangers...Had back-to-back multi-assist games (0-2=2) Nov. 30, 2007 vs. Anaheim and Dec. 2, 2007 at Anaheim...Was 1-for-3 in shootouts (33 percent)...His lone shootout goal was the game-deciding goal Oct. 7, 2007 vs. San Jose.

**2006-07:** Registered 10 multi-point games and his 89 hits was fourth on Edmonton...Led Edmonton with a 55.6 faceoff win percentage (501-for-901)...Led Edmonton with two six-game point streaks...Had his second six-game point streak (2-6=8), which lasted from Dec. 4, to Dec. 14, 2006...Had his first six-game point streak (4-5=9), which lasted from Oct. 23 to Nov. 3, 2006...Had a consecutive games played streak end at 148 on Jan. 10, 2007...The streak ran from Feb. 27, 2004 to Jan. 18, 2007...Missed the Jan. 20, 2007 game vs. Minnesota due to a fractured nose...Played 200th career game in the NHL Jan. 16, 2007 at Minnesota...Scored on first career penalty shot attempt Dec. 10, 2006 at Chicago (against Nikolai Khabibulin)...Recorded his 100th career NHL point (assist) Oct. 28, 2006 vs. Washington...Was 0-1 in shootouts...Missed the final 30 games of the season (Feb. 3 to April 7, 2007) due to a concussion.

**2005-06:** Established career highs in goals, points and assists (22-46=68), in 82 regular season games with Edmonton...Ranked second on the club with 11 power-play goals...He led the club with 243 shots...One of three players on Edmonton to play in all 82 regular season games...Ranked fifth in the NHL with a 56.8 faceoff win percentage (765-for-1,348)...Scored career-high 22nd goal of the regular season short-handed April 17, 2006 vs. Colorado...Had a career-

high nine-game point streak (2-8=10), which lasted from Jan. 25 to Feb. 12, 2006...Set Edmonton single-game record for highest faceoff winning percentage Feb. 4, 2006 vs. Vancouver, winning 21 of 22 faceoffs (95.5 percent)...Reached the 60-point plateau for first time in career with an assist March 21, 2006 vs. Vancouver...Notched career-high four points (2-2=4) Nov. 4, 2005 at St. Louis...Was 1-for-3 in shootouts (33 percent)...Recorded 10 points (4-6=10) and 24 penalty minutes in 24 playoff games, helping the Oilers advance to the Stanley Cup Finals before losing to Carolina in Game 7...Scored first career NHL playoff goal April 23, 2006 at Detroit.

**2004-05:** Recorded 38 points (21-17=38) and 92 penalty minutes for the Oilers AHL affiliate the Edmonton Road Runners...Named the Road Runners' team MVP.

**2003-04:** Recorded 21 points (10-11=21), 42 penalty minutes and had a plus-8 rating for Edmonton.

**2002-03:** Recorded one assist with Edmonton and 54 points (21-33=54), 86 penalty minutes and a plus-15 rating with Hamilton (AHL)...Recorded 13 points (5-8=13) and 25 penalty minutes in 23 playoff games with Hamilton, helping the Bulldogs reach the Calder Cup Finals.

**LAST AMATEUR CLUB:** Kootenay, WHL...Named a WHL First Team All-Star in both 2000-01 and 2001-02...WHL Western Conference All-Star in the 2001-02 Hershey Cup All-Star series...Named a Canadian Major Junior First-Team All-Star in 2000-01.

**TRANSACTIONS:** Selected by Calgary in the second round (46th overall) in the 2000 NHL Entry Draft...Selected by Edmonton in the second round (36th overall) in the 2002 NHL Entry Draft.

**INTERNATIONAL PLAY:** Last represented Canada at the 2002 World Junior Championships (7 GP, 2-4=6), where he captained his team to a silver medal...Earned a bronze medal at the 2001 World Junior Championships (7 GP, 0-2=2)...Won a gold medal with Team Canada at the 1999 Under-18 Four Nations Cup.

**PERSONAL:** Nickname: Stolly...Off-season home: Los Angeles...Favorite movie: The Shawshank Redemption...Favorite TV show: Seinfeld...Favorite actor: Samuel L. Jackson...Favorite band...Linkin Park...Favorite NHL city, other than Los Angeles: New York City...Favorite book: It's Not About the Bike: My Journey Back to Life by Lance Armstrong...Favorite sport other than hockey: golf...Favorite hockey moment: playing in the Stanley Cup Finals in 2006...Favorite pro athlete: Tiger Woods...Favorite hockey player growing up: Steve Yzerman...Favorite road arena: GM Place...Favorite food: Italian...Favorite vacation spot: Bora Bora in Tahiti...Superstitions: pre-game meal and game-day nap...Wears jersey number because: his grandpa picked it (his grandpa was born in 1928 and Stoll was born in 1982)...Charities: supports the Royal University Hospital (Saskatchewan)...Helps the environment by: never littering.

## CAREER HIGHLIGHTS

**FIRST NHL GAME:** Jan. 29, 2003 vs. Minnesota (with Edmonton)

**FIRST NHL GOAL:** Nov. 10, 2003 at NY Rangers (with Edmonton)

**FIRST NHL ASSIST:** Jan. 29, 2003 vs. Minnesota (with Edmonton)

**MOST POINTS, Game:** 4, Nov. 4, 2005 at St. Louis

**MOST GOALS, Game:** 2, 7x's

(Last: March 9, 2009 vs. Vancouver)

**MOST ASSISTS, Game:** 3, Dec. 11, 2008 vs. St. Louis

**LONGEST POINT STREAK:** 9, Jan. 25 to Feb. 12, 2006: 2-8=10

**LONGEST GOAL STREAK:** 3, Jan. 21 to Jan. 31, 2009: 3g

**LONGEST ASSIST STREAK:** 4, 2x's

(Last: Jan. 25 to Feb. 2, 2006: 4a)

**CAREER PENALTY SHOTS:** 1, Dec. 10, 2006 at Chicago (vs. Khabibulin) - Scored

**CAREER OVERTIME GOALS:** 3,

Last: Nov. 17, 2005 vs. Detroit

**CAREER SHOOTOUT GOALS/ATTEMPTS:** 2/7 (29 Percent)

## STOLL -vs- NHL

	GP	G	A	PTS	PIM		GP	G	A	PTS	PIM
ANA	20	5	13	18	14	MTL	4	2	3	5	10
ATL	3	2	0	2	0	NSH	17	6	5	11	10
BOS	3	1	0	1	0	NJ	5	1	0	1	0
BUF	2	0	0	0	4	NYI	4	1	3	4	2
CGY	29	2	10	12	32	NYR	4	2	2	4	4
CAR	4	0	1	1	6	OTT	3	0	0	0	2
CHI	18	9	2	11	8	PHI	5	1	1	2	0
COL	29	8	11	19	20	PHX	19	4	7	11	14
CBJ	19	1	8	9	24	PIT	4	0	0	0	4
DAL	21	2	10	12	28	SJ	19	2	5	7	36
DET	18	3	5	8	12	STL	17	4	8	12	16
EDM	3	1	1	2	0	TB	3	0	0	0	4
FLA	4	2	2	4	0	TOR	3	0	0	0	0
LA	15	4	5	9	14	VAN	31	7	13	20	22
MIN	30	7	10	17	16	WSH	4	0	4	4	4

## CAREER REGULAR SEASON STATISTICS

SEASON	TEAM	GP	G	A	P	+/-	PIM	PP	SH	GW	SHOTS	PCT
1997-1998	Sask. Blazers SMHL	44	45	44	89		78					
1997-1998	Edmonton WHL	8	2	3	5		4					
1998-1999	Kootenay WHL	57	13	21	34		38					
1999-2000	Kootenay WHL	71	37	38	75		64					
1999-2000	Kootenay M-Cup	3	0	2	2		0					
2000-2001	Kootenay WHL	62	40	66	106	16	105	19	2	3		
2000-2001	Canada WJC-A	7	0	2	2		6					
2001-2002	Kootenay WHL	47	32	34	66	8	64	12	3	2		
2001-2002	Canada WJC-A	7	2	4	6		4					
2001-2002	Kootenay M-Cup	4	0	5	5		0					
2002-2003	Oilers	4	0	1	1	-3	0	0	0	0	5	0.0
2002-2003	Hamilton AHL	76	21	33	54	15	86	2	4	4	188	11.2
2003-2004	Oilers	68	10	11	21	8	42	1	1	2	107	9.3
2004-2005	Edmonton AHL	66	21	17	38	13	92	7	0	1		
2005-2006	Oilers	82	22	46	68	4	74	11	1	4	243	9.1
2006-2007	Oilers	51	13	26	39	2	48	6	1	2	115	11.3
2007-2008	Oilers	81	14	22	36	-23	74	8	3	1	187	7.5
2008-2009	Kings	74	18	23	41	-7	68	10	0	1	155	11.6
<b>NHL Totals</b>		<b>360</b>	<b>77</b>	<b>129</b>	<b>206</b>	<b>-19</b>	<b>306</b>	<b>36</b>	<b>6</b>	<b>10</b>	<b>812</b>	<b>9.5</b>
<b>KINGS Totals</b>		<b>74</b>	<b>18</b>	<b>23</b>	<b>41</b>	<b>-7</b>	<b>68</b>	<b>10</b>	<b>0</b>	<b>1</b>	<b>155</b>	<b>11.6</b>

## NHL PLAYOFF STATISTICS

SEASON	TEAM	GP	G	A	P	+/-	PIM	PP	SH	GW	SHOTS	PCT
2005-2006	Oilers	24	4	6	10	-4	24	2	0	1	49	8.2
<b>NHL Totals</b>		<b>24</b>	<b>4</b>	<b>6</b>	<b>10</b>	<b>-4</b>	<b>24</b>	<b>2</b>	<b>0</b>	<b>1</b>	<b>49</b>	<b>8.2</b>





# JUSTIN WILLIAMS

**Position:** Right Wing / **Shoots:** Right

**Height:** 6-1 / **Weight:** 193

**Age:** 28 (Turns 29 on Oct. 4, 2010)

**Birthplace:** Cobourg, Ontario

(Oct. 4, 1981)

# 14

**ACQUIRED BY KINGS:** From Carolina in a three-way deal with Edmonton on March 4, 2009 (Patrick O'Sullivan sent to Edmonton and a second-round selection in the 2009 NHL Entry Draft sent to Carolina).

**2008-09:** Was 1-for-2 overall in shootouts = 50 percent, and 1-for-1 with the Kings...Appeared in his 500th NHL game April 6, 2009 at Calgary...Recorded first three points as a King (1-2=3) April 4, 2009 vs. Phoenix...Scored game-deciding shootout goal March 26, 2009 at Dallas...Made Kings debut March 20, 2009...Recorded 200th point as a Hurricane Jan. 20, 2009 at Pittsburgh.

**2007-08:** Earned an assist and had a career-high eight penalty minutes Nov. 21, 2007 vs. Philadelphia...Scored a goal and recorded his 100th assist as a Hurricane Oct. 19, 2007 at Pittsburgh...Appeared in his 200th game as a Hurricane Oct. 9, 2007 at Toronto.

**2006-07:** Led Carolina with 33 goals (a career high) and eight game-winning goals and tied for the team lead with 12 power-play goals...Ranked second on Carolina with 253 shots and 20:51 average time-on-ice...Was one of four Hurricanes to play in all 82 games...Appeared in his 400th NHL game Feb. 15, 2007 vs. New York Rangers...Recorded two points (1-1=2) at his first career NHL All-Star Game appearance Jan. 24, 2007 at Dallas...Scored the overtime game-winning goal Jan. 16, 2007 at Florida...Recorded his 100th career NHL goal Jan. 9, 2007 at Toronto...Had career-high high four-goal game streak (4g), which lasted from Dec. 19 to Dec. 26, 2006...Recorded his first career hat trick and matched his career-high in points with four (3-1=4) Oct. 16, 2006 at Tampa Bay...His first goal that game was his 100th point as a Hurricane.

**2005-06:** Established career high 76 points and 45 assists (31-45=76) while playing in all 82 games...His 31 goals and 76 points ranked second on Carolina, while his 45 assists ranked third on the team...Had 70 points (28-42=70) in the final 66 games (Nov. 5, 2005 to April 18, 2006)...Reached the 30-goal plateau for the first time in his career with two power-play goals April 8, 2006 at Atlanta...Became the third player in Carolina history to score two short-handed goals in one game (April 7, 2006 vs. Washington)...Recorded four points (second of season and career) and a career-high three assists (1-3=4) April 3, 2006 vs. Washington...Recorded 200th NHL point with an assist March 31, 2006 vs. Florida...Appeared in 100th game as a Hurricane March 21, 2006 at Toronto...Recorded first career four-point game (2-2=4) March 16, 2006 at Montreal...Recorded 100th NHL assist Dec. 17, 2005 vs. New Jersey...Had a career-high nine-goal point streak (6-7=13), which lasted from Nov. 15 to Dec. 2, 2005...Recorded two goals, including one on his first career penalty shot Nov. 20, 2005 vs. Tampa Bay...Appeared in all 25 post-season games, helping Carolina capture the Stanley Cup in seven games vs. Edmonton...Tied for first on Carolina and was tied for fourth in the NHL with a plus-12 rating during the playoffs...Scored an empty-net goal with 1:01 left in the third period to seal Carolina's Game 7 victory vs. Edmonton (June 19, 2006)...Recorded three points (1-2=3) in Game 7 of the Eastern

Conference Finals vs. Buffalo (June 1, 2006).

**2003-04:** Began season with Philadelphia before being traded to Carolina...Established then career highs with 79 games played, 33 assists, 44 points and 64 penalty minutes...Including totals with Philadelphia, he led all Carolina forwards with 33 assists and a plus-12 rating, while ranking second with 44 points...Was tied for first on Philadelphia with a plus-10 rating prior to the trade to Carolina...Recorded his 100th NHL point Nov. 6, 2003 vs. Washington.

**2002-03:** Recorded the game-winning goal, added two assists (1-2=3) and was named the game's first star in Game 7 of the Eastern Conference Quarterfinals vs. Toronto (April 22, 2003)...The goal was his first career NHL playoff goal.

**2001-02:** Won the Pelle Lindbergh Memorial Trophy as the Flyer who had most improved from the previous season...Appeared in the NHL YoungStars Game as part of NHL All-Star Weekend...Had a seven-game point streak (5-5=10), which lasted from Jan. 8 to Jan. 19, 2002.

**2000-01:** Notched a point in his first three NHL games, Oct. 5 to Oct. 11, 2000 (1-4=5)...Scored his first NHL goal and added two assists in his NHL debut Oct. 5, 2000 vs. Vancouver, just one day after his 19th birthday.

**LAST AMATEUR CLUB:** Plymouth, OHL...Named Plymouth's Most Gentlemanly Player in 1999-00...Voted Most Improved Player in the OHL's Western Conference in the 2000 OHL Coaches Poll... Played in the 2000 NHL/CHL Top Prospects Game.

**TRANSACTIONS:** Selected by Philadelphia in the first round (28th overall) in the 2000 NHL Entry Draft...Traded to Carolina by Philadelphia for Danny Markov on Jan. 20, 2004...Signed by Lulea (Sweden) as a free agent on Sept. 21, 2004 (during lockout season)...Signed a five-year contract with Carolina on June 30, 2006.

**INTERNATIONAL PLAY:** Earned a gold medal for Team Canada at the 2007 World Championships (9 GP, 1-2=3) and 2004 World Championships (9 GP, 0-0=0)...Also represented Canada at the 2002 World Championships (5 GP, 0-3=3).

**PERSONAL:** Nickname: Willy...Off-season home: New Jersey Shore...Wife: Kelly...Kids: Jaxon (1)...Pets: border collie (Prince)...Favorite movie: Goodwill Hunting...Favorite TV show: House...Favorite Actor: Robert De Niro...Favorite NHL city, other than Los Angeles: Phoenix...Favorite sport other than hockey: golf...Favorite hockey moment: winning the Stanley Cup in 2006...Favorite pro athlete: Roger Federer...Favorite hockey player growing up: Wayne Gretzky...Favorite road arena: Bell Centre...Favorite food: Chicken Kiev...Favorite vacation spot: Bahamas...First job: fire watch for welders...Charities: supports Multiple Sclerosis foundations...Helps the environment by: recycling and not littering.

## CAREER HIGHLIGHTS

**FIRST NHL GAME:** Oct. 5, 2000 vs. Vancouver (with Phil.)

**FIRST NHL GOAL:** Oct. 5, 2000 vs. Vancouver (with Phil.)

**FIRST NHL ASSIST:** Oct. 5, 2000 vs. Vancouver (with Philadelphia)

**MOST POINTS, Game:** 4, 3x's

(Last: Oct. 16, 2006 at Tampa Bay)

**MOST GOALS, Game:** 3, Oct. 16, 2006 at Tampa Bay

**MOST ASSISTS, Game:** 3, April 3, 2006 vs. Washington

**LONGEST POINT STREAK:** 9, Nov. 15 to Dec. 2, 2005: 6-7=13

**LONGEST GOAL STREAK:** 4, Dec. 19 to Dec. 26, 2006: 4g

**LONGEST ASSIST STREAK:** 4, 3x's

(Last: Oct. 9 to Oct. 19, 2007: 6a)

**CAREER PENALTY SHOTS:** 1/2, Last: March 28, 2007 at Philadelphia (vs. Biron) - Missed

**CAREER OVERTIME GOALS:** 2, Last: Jan. 16, 2007 vs. Florida

**CAREER SHOOTOUT GOALS/ATTEMPTS:** 2/8 (25 percent)

## WILLIAMS --vs-- NHL

	GP	G	A	PTS	PIM		GP	G	A	PTS	PIM
ANA	8	3	4	7	4	MTL	26	6	19	25	8
ATL	35	14	15	29	20	NSH	5	0	1	1	6
BOS	21	6	10	16	19	NJ	25	1	13	14	12
BUF	25	5	10	15	15	NYI	28	10	11	21	14
CGY	7	1	0	1	4	NYR	21	7	6	13	8
CAR	11	2	2	4	8	OTT	25	3	7	10	10
CHI	5	0	2	2	8	PHI	15	4	6	10	22
COL	7	3	2	5	10	PHX	12	1	5	6	10
CBJ	8	1	2	3	0	PIT	26	6	12	18	14
DAL	8	2	4	6	4	SJ	8	1	1	2	4
DET	7	0	1	1	4	STL	8	1	3	4	8
EDM	7	0	0	0	4	TB	34	11	14	25	21
FLA	39	14	13	27	38	TOR	26	6	8	14	20
LA	6	1	1	2	4	VAN	7	1	4	5	2
MIN	6	2	2	4	4	WSH	37	13	17	30	28

## CAREER REGULAR SEASON STATISTICS

SEASON	TEAM	GP	G	A	P	+/-	PIM	PP	SH	GW	SHOTS	PCT
1997-1998	Colborne OHA-C	36	32	35	67		26					
1997-1998	Cobourg OPJHL	17	0	3	3		5	0	0	0		0.0
1998-1999	Plymouth OHL	47	4	8	12	11	28	1	0			
1999-2000	Plymouth OHL	68	37	46	83	47	46	6	2			
2000-2001	Flyers	63	12	13	25	6	22	0	0	0	99	12.1
2001-2002	Flyers	75	17	23	40	11	32	0	0	1	162	10.5
2001-2002	Canada WC-A	5	0	3	3	4	6	0	0	0	15	0.0
2002-2003	Flyers	41	8	16	24	15	22	0	0	2	105	7.6
2003-2004	Flyers	47	6	20	26	10	32	3	0	1	107	5.6
2003-2004	Hurricanes	32	5	13	18	2	32	1	0	0	96	5.2
2003-2004	Canada WC-A	9	0	0	0	-1	4	0	0	0	8	0.0
2004-2005	Lulea HF Sweden	49	14	18	32	-5	61					
2005-2006	Hurricanes	82	31	45	76	1	60	8	4	4	255	12.2
2006-2007	Hurricanes	82	33	34	67	-11	73	12	2	8	258	12.8
2006-2007	Canada WC-A	9	1	2	3	-2	16	1	0	0	25	4.0
2007-2008	Hurricanes	37	9	21	30	2	43	2	0	0	106	8.5
2008-2009	Hurricanes	32	3	7	10	-9	9	2	0	0	80	3.8
2008-2009	Kings	12	1	3	4	1	8	1	0	0	28	3.6
<b>NHL Totals</b>		<b>503</b>	<b>125</b>	<b>195</b>	<b>320</b>	<b>28</b>	<b>333</b>	<b>29</b>	<b>6</b>	<b>16</b>	<b>1,296</b>	<b>9.6</b>
<b>KINGS Totals</b>		<b>12</b>	<b>1</b>	<b>3</b>	<b>4</b>	<b>1</b>	<b>8</b>	<b>1</b>	<b>0</b>	<b>0</b>	<b>28</b>	<b>3.6</b>

## NHL PLAYOFF STATISTICS

SEASON	TEAM	GP	G	A	P	+/-	PIM	PP	SH	GW	SHOTS	PCT
2001-2002	Flyers	5	0	0	0	-3	4	0	0	0	15	0.0
2002-2003	Flyers	12	1	5	6	2	8	0	0	1	21	4.8
2005-2006	Hurricanes	25	7	11	18	12	34	0	1	1	71	9.9
<b>NHL Totals</b>		<b>42</b>	<b>8</b>	<b>16</b>	<b>24</b>	<b>11</b>	<b>46</b>	<b>0</b>	<b>1</b>	<b>2</b>	<b>107</b>	<b>7.5</b>







# DAVIS DREWISKE

# 44

**Position:** Defense / **Shoots:** Left

**Height:** 6-2 / **Weight:** 222

**Age:** 24 (Turns 25 on Nov. 22, 2009)

**Birthplace:** Hudson, Wis.

(Nov. 22, 1984)

**ACQUIRED BY KINGS:** Signed by the Kings as an unrestricted free agent on April 1, 2008.

**2008-09:** Had three points (0-3=3) and 18 penalty minutes in 17 games with the Kings and 14 points (1-13=14) and 95 penalty minutes in 61 games with Manchester (AHL)...Recorded his three NHL points (all assists) in last three Kings games of the season (April 7 to April 11, 2009)...Recorded first career multi-point game in the NHL with two assists April 11, 2009 vs. San Jose...Recorded first career NHL assist and was a plus-2 April 7, 2009 at Edmonton (15th NHL game)...Ranked second among Manchester defensemen with 14 points, 13 assists and a plus-5 rating...Named Manchester's American Specialty/AHL Man of the Year on March 26 for his outstanding contributions to the community and charitable organizations during the 2008-09 season...Recalled from Manchester March 20, 2009 (second call-up of the season)...Assigned to Manchester Feb. 15, 2009...Made NHL debut Feb. 3, 2009 at Ottawa...Recalled from Manchester Feb. 3, 2009.

**2007-08:** Finished his senior year at the University of Wisconsin, recording a collegiate career-high 21 points (5-16=21) and 46 penalty minutes while appearing in all 40 games...Also had a plus-6 rating...His five goals was tied for first among Wisconsin defensemen, while his 21 points ranked second among team blue-liners...Served as Wisconsin's team captain...After signing with the Kings on April 1, 2008 he finished the season with Manchester (AHL), appearing in the Monarchs final five regular season games (zero points and six penalty minutes) and four playoff games (one assist and six penalty minutes)...Made professional debut with Manchester April 4, 2008 at Lowell.

**2006-07:** Had 10 points (4-6=10) and 46 penalty minutes in 41 games at the University of Wisconsin...His 10 points were third among Wisconsin defensemen...His 46 penalty minutes were tied for third overall on Wisconsin, while his one short-handed goal tied for the team lead.

**2005-06:** Had four points (2-2=4) and 24 penalty minutes in 37 games at the University of Wisconsin...All of his points came during conference play (23 games).

**2004-05:** Had six points (1-5=6) and 20 penalty minutes in 34 games during his freshman year at the University of Wisconsin...Five of his six points came during conference play (24 games).

**2003-04:** Had 23 points (4-19=23) and 63 penalty minutes in 60 games in juniors with the Des Moines Buccaneers (USHL)...His four goals, 19 assists and 23 points led all Des Moines defensemen...Appeared in three playoff games with Des Moines, recording zero points and four penalty minutes.

**LAST AMATEUR CLUB:** University of Wisconsin, NCAA.



# ERIK ERSBERG

# 31

**Position:** Goal / **Catches:** Left

**Height:** 6-0 / **Weight:** 165

**Age:** 27 (Turns 28 on March 8, 2010)

**Birthplace:** Sala, Sweden

(March 8, 1982)

**ACQUIRED BY KINGS:** Signed by the Kings as an unrestricted free agent on May 31, 2007.

**2008-09:** Was 1-4 in shootouts (12-for-20, 60 percent)...Stopped season-high 38 shots in 2-1 shootout loss March 14, 2009 at San Jose...Agreed to terms on two-year contract extension March 4, 2009...Selected to participate in the YoungStars event as part of the 2009 NHL All-Star Weekend (first-ever Kings goaltender selected for this event, but did not play due to injury)...Stopped 33 of 34 shots in 3-1 win Dec. 13, 2008 vs. Minnesota...Stopped 24 of 26 shots in 6-2 win Dec. 11, 2008 vs. St. Louis...Stopped 22 of 24 shots in 5-2 win Nov. 29, 2008 vs. Chicago...Started in career-high 10 straight games from Nov. 4 to Nov. 25, 2008 (5-3-2)...Won a career-high four straight games, Nov. 6 to Nov. 13, 2008...Stopped 24 of 26 shots in 3-2 win Nov. 13, 2008 at Dallas...Stopped 19 of 21 shots and four of five shootout attempts in a 3-2 win Nov. 11, 2008 vs. Dallas...Recorded first win of the season Nov. 6, 2008 vs. Florida (stopped 13 of 15 shots in 3-2 victory)...Stopped 26 of 27 shots in 1-0 overtime loss Nov. 4, 2008 vs. Anaheim (his first start of the season).

**2007-08:** Led all Kings goaltenders with a 2.48 goals-against average, .927 save percentage and two shutouts...Was 1-1 in shootouts and led all Kings net-minders in shootout save percentage (8-for-10, 80 percent)...Stopped 338 of 359 shots (.942 save percentage and 1.97 goals-against average) in his first 11 NHL games (Feb. 23 to March 27, 2008)...Earned second career shutout March 27, 2008 vs. Phoenix, stopping all 38 shots (won 4-0)...The first Kings rookie since 2003-04 to post multiple shutouts in one season (Cristobal Huet)...Stopped all four attempts in first career shootout March 20, 2008 at Phoenix (Kings won 6-5)...Stopped 37 of 38 shots in 4-1 victory March 13, 2008 at Nashville...Earned first career NHL shutout and NHL win March 6, 2008 vs. Ottawa, stopping all 40 shots (won 2-0)...It was the first shutout by a Kings rookie since Jason LaBarbera blanked the Sharks 4-0 April 17, 2006 at San Jose...The first NHL rookie goaltender to make at least 40 saves in a shutout since Nov. 14, 1996, when Vancouver's Mike Fountain, in his NHL debut, stopped all 40 shots in a 3-0 win at New

Jersey...The 40 saves were the most ever by a Kings rookie goaltender in a shutout, breaking the old mark of 38 set by Gary Edwards in a 2-0 win at Boston on March 5, 1972...Stopped 33 of 35 shots in 2-1 overtime loss March 2, 2008 at Minnesota (first career NHL start)...Made NHL debut Feb. 23, 2008 vs. Chicago (entered game in relief and stopped 18 of 19 shots en route to overtime loss)...First Swedish goaltender in Kings history...Recalled from Manchester (AHL) Feb. 21, 2008...Recorded a 10-13-2 record with a 2.92 goals-against average and .897 save percentage in 30 games with Manchester prior to his call-up...Recorded first pro shutout Dec. 14, 2007 vs. Portland, stopping all 21 shots.

**2006-07:** Played in 41 regular season games with HV 71 Jonkoping of the Swedish Elite League and had a 2.39 goals-against-average and a .908 save percentage...Named the winner of the Elitserien Honken Trophy as Goalie of the Year...Was also a candidate for Elitserien Rookie of the Year...Was selected to play on the Swedish National Team for the 2006 Karjala Tournament and the Channel One Cup...Played in 14 playoff games for HV 71 Jonkoping (2.81 GAA and .888 SV%).

**2005-06:** Played for HV 71 Jonkoping and had a 1.79 goals-against-average and a .929 save-percentage in 10 regular season games...Had a 3.05 goals-against-average and a .857 save-percentage in two postseason games with the same club.

**2004-05:** Played in 37 regular season games with Vasteras IK (Allsvenskan) and posted a 2.08 goals-against average and a .909 save-percentage...Also played in five postseason games with the same club (1.56 GAA and .946 SV%).

**INTERNATIONAL PLAY:** Played for his native Sweden at the 2007 World Championships (1 GP, 0-1-0, 4.06 GAA, .871 SV%).


## CAREER REGULAR SEASON STATISTICS

SEASON	TEAM	GP	G	A	P	+/-	PIM	PP	SH	GW	SHOTS	PCT
2003-2004	Des Moines USHL	60	4	19	23	7	63	30	1	144	2.8	
2004-2005	University of WCHA	34	1	5	6	20	0	0	0			
2005-2006	U. of Wisconsin WCHA	37	2	2	4	24	0	0	0			
2006-2007	U. of Wisconsin WCHA	41	4	6	10	46	0	1	0			
2007-2008	U. of Wisconsin WCHA	40	5	16	21	46	2	0	0			
2007-2008	Manchester AHL	5	0	0	0	1	6	0	0	0	0.0	
2008-2009	Manchester AHL	61	1	13	14	5	95	0	0			
2008-2009	Kings	17	0	3	3	1	18	0	0	0	21	0.0
	NHL Totals	17	0	3	3	1	18	0	0	0	21	0.0
	KINGS Totals	17	0	3	3	1	18	0	0	0	21	0.0

## CAREER REGULAR SEASON STATISTICS

SEASON	TEAM	GP	MIN	W	L	T	OT	GA	SA	SO	GAA	SV %
2004-2005	Vasteras IK Sweden-2	37	2189					76		3	2.08	.909
2005-2006	Vasteras IK Sweden-2	2	118					4		0	2.02	.913
2005-2006	HV 71 Sweden	10	601	7	2		1	18		2	1.79	.929
2005-2006	HV 71 Swe-Jr.	1	60					1		0	1.00	.977
2006-2007	HV 71 Sweden	41	2,455	22	12		7	98		4	2.39	.908
2006-2007	Sweden WC-A	1	59	0	1		0	4	31	0	4.06	.871
2007-2008	Kings	14	798	6	5		3	33	452	2	2.48	.927
2007-2008	Manchester AHL	30	1,540	10	13		2	75	728	1	2.92	.897
2008-2009	Kings	28	1,477	8	11		5	65	651	0	2.64	.900
	NHL Totals	42	2,275	14	16	0	8	98	1,103	2	2.58	.911
	KINGS Totals	42	2,275	14	16	0	8	98	1,103	2	2.58	.911





# TREVOR LEWIS

**Position:** Center / **Shoots:** Right  
**Height:** 6-0 / **Weight:** 199  
**Age:** 22 (Turns 23 on Jan. 8, 2010)  
**Birthplace:** Salt Lake City, Utah  
 (Jan. 8, 1987)

61

**ACQUIRED BY KINGS:** Selected by the Kings in the first round (17th overall) in the 2006 NHL Entry Draft.

**2008-09:** Had three points (1-2=3) and zero penalty minutes in six games with the Kings and 51 points (20-31=51) and 30 penalty minutes in 75 games with Manchester (AHL)...Ranked second on Manchester with 20 goals, 31 assists, 51 points and seven power-play goals...Led Manchester with four short-handed goals (which was tied for second in the AHL)...Assigned to Manchester Dec. 30, 2008...Recorded first career NHL assist Dec. 23, 2008 at Columbus (third NHL game)...Recorded first career NHL point with a goal Dec. 20, 2008 at Detroit (second NHL game)...Made NHL debut Dec. 19, 2008 at Buffalo...Recalled from Manchester Dec. 18, 2008.

**2007-08:** Appeared in 76 regular season games with Manchester, recording 28 points (12-16=28) and 43 penalty minutes...Recorded first professional hat trick and four points (3-1=4) Dec. 8, 2007 vs. Chicago Wolves...Had four multi-point games during the regular season...Recorded a least one shot on goal in 67 of his 76 regular season games...Appeared in four playoff games with Manchester, recording zero points and two penalty minutes.

**2006-07:** Appeared in 62 regular season games for Owen Sound (OHL), recording 73 points (29-44=73) and 51 penalty minutes...His 73 points ranked fifth among OHL rookies (third overall on Owen Sound)...His 29 goals was fourth among OHL rookies (third overall on Owen Sound)...His 44 assists was seventh among OHL rookies (third overall on Owen Sound)...Ranked second on Owen Sound with two short-handed goals...Recorded two assists at the 2007 OHL All-Star Classic...Appeared in four playoff games with Owen Sound, recording three points (1-2=3) and zero penalty minutes...After completion of the OHL playoffs, he joined Manchester and recorded six points (4-2=6) and two penalty minutes in eight regular season games...Appeared in two playoff games with Manchester, record-

ing zero points and zero penalty minutes...Member of Team USA at the 2007 World Junior Championships held in Sweden...Recorded two points (1-1=2) and two penalty minutes in seven games, helping Team USA win the bronze medal.

**2005-06:** Had 75 points (35-40=75) and 69 penalty minutes in 56 games with the Des Moines Buccaneers (USHL)...His 35 goals and 40 assists both ranked second in the in the USHL...Led the league with 236 shots on goal...Ranked second in the league with 13 power-play goals, six short-handed goals and seven game-winning goals...Ranked fourth in the USHL with a plus-25 rating...Played for Team East at the USHL Prospects All-Star Game...Appeared in 11 playoff games for Des Moines, recording 16 points (3-13=16), 16 penalty minutes and a plus-9 rating...Named USHL Player of the Year, USHL Forward of the Year and selected as a USHL First-Team All-Star...Recipient of the Curt Hammer Award, given to the USHL player who best combines character on and off the ice as well as skill...Earned a bronze medal for Team USA at the 2006 Viking Cup, recording eight points (3-5=8) in six games.


**2004-05:** Had 22 points (10-12=22) and 70 penalty minutes in 52 games with Des Moines...His 22 points was eighth on Des Moines.

**LAST AMATEUR CLUB:** Owen Sound, OHL...Represented Western Conference at the 2007 OHL All-Star Classic.

**INTERNATIONAL PLAY:** Played and earned a bronze medal with Team USA at the 2007 World Junior Championships (7 GP, 1-1=2)...Was also one of three Kings prospects at the tournament - joining Jack Johnson (defenseman) and Jeff Zatkoff (goaltender)...The Kings had more players on Team USA's roster than any other NHL team...Earned a bronze medal for Team USA at the 2006 Viking Cup (6 GP, 3-5=8).

## CAREER REGULAR SEASON STATISTICS

SEASON	TEAM	GP	G	A	P	+/-	PIM	PP	SH	GW	SHOTS	PCT
2004-2005	Des Moines USHL	52	10	12	22	-5	70	0	0	0	122	8.2
2005-2006	Des Moines USHL	56	35	40	75	25	69	13	6	7	236	14.8
2006-2007	Owen Sound OHL	62	29	44	73	-9	51	11	2			
2006-2007	Manchester AHL	8	4	2	6	0	2	3	0	2		
2006-2007	U.S.A. WJC-A	7	1	1	2	-3	2	1	0	0	15	6.7
2007-2008	Manchester AHL	76	12	16	28	3	43	5	2			
2008-2009	Kings	6	1	2	3	0	0	0	0	0	10	10.0
2008-2009	Manchester AHL	75	20	31	51	-12	30	7	4			
<b>NHL Totals</b>		6	1	2	3	0	0	0	0	0	10	10.0
<b>KINGS Totals</b>		6	1	2	3	0	0	0	0	0	10	10.0



# OSCAR MOLLER

**Position:** Center / **Shoots:** Right  
**Height:** 5-10 / **Weight:** 186  
**Age:** 20 (Turns 21 on Jan. 22, 2010)  
**Birthplace:** Stockholm, Sweden  
 (Jan. 22, 1989)

9

**ACQUIRED BY KINGS:** Selected by the Kings in the second round (52nd overall) in the 2007 NHL Entry Draft.

**2008-09:** Led Kings rookies with five power-play goals (which was 10th among NHL rookies)...Was 0-for-1 in shootouts...Activated from injured reserve Feb. 10, 2009 after missing 12 games...Placed on injured reserve with fractured clavicle on Jan. 14, 2009 (retroactive to Jan. 7)...Recalled from Swedish Junior National Team Jan. 6, 2009...Captained Sweden to second straight silver medal at 2009 WJC, recording four points (1-3=4), four penalty minutes and 23 shots in six games...Re-assigned to Swedish Junior National Team Dec. 18 for participation in the 2009 IIHF World Junior Championships...Recorded first career multi-assist game Dec. 5, 2008 vs. Edmonton...Recorded first career multi-goal game Nov. 1, 2008 vs. Calgary...Recorded first career NHL goal and multi-point game (1-1=2) Oct. 20, 2008 vs. Colorado (fifth NHL game)...Recorded first career NHL point with an assist Oct. 14, 2008 vs. Anaheim (third NHL game)...Made NHL debut Oct. 11, 2008 at San Jose...Became the 15th youngest player to appear in a game for the Kings.

**2007-08:** Finished second season with Chilliwack (WHL), recording 83 points (39-44=83) and 42 penalty minutes in 63 regular season games...His 39 goals was seventh in the WHL, while his 82 points was tied for 10th in the league...Was tied for fourth in the WHL with 16 power-play goals and tied for fifth with 28 power-play assists...Named a WHL First-Team All-Star,

the only European player recognized by the WHL in either All-Star selections or award nominations...Appeared in four playoff games with Chilliwack, recording three points (2-1=3) and four penalty minutes...Made professional debut in the AHL playoffs for Manchester, recording one point (0-1=1) in two games...Member of Team Sweden at the 2008 World Junior Championships held in the Czech Republic...Recorded five points (3-2=5) and had a plus-3 rating in six games, helping Team Sweden win the silver medal.

**2006-07:** Finished first season with Chilliwack, recording 69 points (32-37=69) and 50 penalty minutes in 68 regular season games...His 69 points was second on Chilliwack and tied for fifth among all WHL rookies...His 32 goals led Chilliwack and was tied for third among WHL rookies...Led Chilliwack with 16 power-play goals...Appeared in five playoff games with Chilliwack, recording three points (0-3=3) and six penalty minutes.

**LAST AMATEUR CLUB:** Chilliwack, WHL...Named WHL First-Team All-Star in 2007-08.


**INTERNATIONAL PLAY:** Captain of Team Sweden at the 2009 World Junior Championships (6 GP, 1-3=4), earning a silver medal for the second straight year...Also represented Sweden at the 2008 World Junior Championships (6 GP, 3-2=5) en route to earning a silver medal.

## CAREER REGULAR SEASON STATISTICS

SEASON	TEAM	GP	G	A	P	+/-	PIM	PP	SH	GW	SHOTS	PCT
2003-2004	Spanga Swe-U18	32	28	12	40		68					
2004-2005	Spanga Swe-U18	24	28	16	44		52					
2004-2005	Spanga Swe-Jr.	4	6	1	7		6					
2004-2005	Spanga Sweden-4	6	6	4	10		0					
2005-2006	Djurgardens Swe-U18	8	8	5	13	9	6					
2005-2006	Djurgardens Swe-Jr.	25	8	5	13	6	41					
2006-2007	Chilliwack WHL	68	32	37	69	1	50	16	1			
2007-2008	Chilliwack WHL	63	39	43	82	7	42	16	1			
2007-2008	Sweden WJC-A	6	3	2	5	3	0	1	0	0	29	10.3
2008-2009	Sweden WJC-A	6	1	3	4	-2	4	0	0	0	23	4.3
2008-2009	Manchester AHL	8	2	3	5	1	6	0	0			
2008-2009	Kings	40	7	8	15	-3	16	5	0	0	81	8.6
<b>NHL Totals</b>		40	7	8	15	-3	16	5	0	0	81	8.6
<b>KINGS Totals</b>		40	7	8	15	-3	16	5	0	0	81	8.6







# TEDDY PURCELL

54

**Position:** Right Wing / **Shoots:** Right  
**Height:** 6-2 / **Weight:** 198  
**Age:** 24 (Turns 25 on Sept. 8, 2010)  
**Birthplace:** St. John's, Newfoundland  
(Sept. 8, 1985)

**ACQUIRED BY KINGS:** Signed by the Kings as an unrestricted free agent on April 27, 2007.

**2008-09:** Had 16 points (4-12=16) and four penalty minutes in 40 games with the Kings and 38 points (16-22=38) and 12 penalty minutes in 38 games with Manchester (AHL)...Was 0-for-2 in shootouts with the Kings...Had an NHL career-high five-game point streak (2-4=6), which lasted from March 1 to March 9, 2009...Recorded two assists March 9, 2009 vs. Vancouver...Recorded game-winning goal March 7, 2009 vs. Minnesota...Recalled from Manchester Feb. 23, 2009 (second call-up of the season)...Led Manchester with 16 goals and was second with 38 points (16-22=38 in 38 games) at the time of this call-up...Assigned to Manchester Jan. 18, 2009...Named to the 2009 Canadian AHL All-Star Team Jan. 6, 2009 (second straight selection) and recorded five assists in the game (Jan. 26, 2009 in Worcester)...In two all-star appearances with Manchester he has eight points (3-5=8), which ties an AHL record...Recorded first career multi-assist game Dec. 27, 2008 at Phoenix...Recorded first career multi-point game (1-1=2) and was a plus-2 Dec. 15, 2008 vs. San Jose...Recorded an assist in his Kings season debut Dec. 11, 2008 vs. St. Louis...Recalled from Manchester Dec. 10, 2008.

**2007-08:** Had three points (1-2=3) in 10 games with the Kings...Scored first career NHL goal Feb. 15, 2008 vs. Calgary...Notched first career NHL point with an assist Jan. 24, 2008 vs. Anaheim...Made NHL debut Jan. 15, 2008 at Edmonton...Appeared in 67 regular season games with Manchester, recording 83 points (25-58=83) and 34 penalty minutes...His 83 points and 58 assists led all AHL rookies (third and fourth overall respectively)...His 25 goals were tied for second among AHL rookies...His 49 power-play points and 36 power-play assists led all AHL rookies (both second overall)...His 13 power-play goals was second among AHL rookies...Named AHL Rookie of the Month for November 2007 after recording 17 points (5-12=17) in 12 games...Named a starter for the Canadian AHL All-Star Team...Named MVP of the AHL's All-Star Classic after collecting a hat trick during regulation play and then scoring the decisive goal in a shootout as the Canadian AHL All-Stars edged the PlanetUSA AHL All-Stars 9-8 on Jan. 28, 2008...Also appeared in four

playoff games with Manchester, recording three points (0-3=3).

**2006-07:** Helped the University of Maine advance to the 2007 Frozen Four by scoring 43 points (16-27=43) in 40 games...He finished third on the Black Bears in points and goals and his 27 assists led the team...Tied for fourth in the nation among rookies in points and was fifth in the nation among freshmen with an average of 1.07 points-per-game...Led the Black Bears and tied for eighth in the nation with five game-winning goals...Was named Hockey East Rookie of the Month three times (October, December and January), Hockey East Rookie of the Week twice and Hockey East Player of the Week once...Scored in 10 straight games from November 19, 2006 through January 12, 2007, the longest streak on the team that season...His 43 points as a freshman ranked 10th all-time at the university and they were the most points scored by a freshman since the 1992-93 season...The seventh Black Bear to ever be named the Hockey East Rookie of the Year...Also named the Inside College Hockey Rookie of the Year.

**2005-06:** Recorded 71 points (19-52=71) and 14 penalty minutes in 55 regular season games for Cedar Rapids (USHL)...His 71 points was tied for the team lead and tied for third in the USHL...His 52 assists and 31 power-play assists led the USHL...His 19 goals tied for third on Cedar Rapids...Had 11 points (3-8=11) and four penalty minutes in eight postseason games with Cedar Rapids...His 11 playoff points and eight assists led the club.


**2004-05:** Recorded 67 points (20-47=67) and 22 penalty minutes in 58 regular season games with Cedar Rapids...His 67 points led the team and was fourth in the USHL...His 47 assists also led the club and was second in the league...Had 14 points (5-9=14) and four penalty minutes in 11 postseason games, leading Cedar Rapids to the Clark Cup Championship...His 14 playoff points was first on the team and third in the USHL...His nine playoff assists also led the club and was second in the league.

**2003-04:** Recorded 46 points (21-25=46) and eight penalty minutes for Notre Dame (SJHL).

**LAST AMATEUR CLUB:** University of Maine, NCAA...Named Hockey East Rookie of the Year and College Hockey Rookie of the Year in 2006-07.

## CAREER REGULAR SEASON STATISTICS

SEASON	TEAM	GP	G	A	P	+/-	PIM	PP	SH	GW	SHOTS	PCT
2003-2004	Notre Dame SJHL	51	21	25	46		8					
2004-2005	Cedar Rapids USHL	58	20	47	67	20	22	5	0	2	102	19.6
2005-2006	Cedar Rapids USHL	55	19	52	71	3	14	4	0	4	176	10.8
2006-2007	U. of Maine H-East	40	16	27	43		34	7	0	5		
<b>2007-2008</b>	<b>Kings</b>	<b>10</b>	<b>1</b>	<b>2</b>	<b>3</b>	<b>2</b>	<b>0</b>	<b>0</b>	<b>0</b>	<b>0</b>	<b>10</b>	<b>10.0</b>
2007-2008	Manchester AHL	67	25	58	83	0	34	13	0			
2008-2009	Manchester AHL	38	16	22	38	1	12	6	1			
<b>2008-2009</b>	<b>Kings</b>	<b>40</b>	<b>4</b>	<b>12</b>	<b>16</b>	<b>-4</b>	<b>4</b>	<b>2</b>	<b>0</b>	<b>1</b>	<b>68</b>	<b>5.9</b>
<b>NHL Totals</b>		<b>50</b>	<b>5</b>	<b>14</b>	<b>19</b>	<b>-2</b>	<b>4</b>	<b>2</b>	<b>0</b>	<b>1</b>	<b>78</b>	<b>6.4</b>
<b>KINGS Totals</b>		<b>50</b>	<b>5</b>	<b>14</b>	<b>19</b>	<b>-2</b>	<b>4</b>	<b>2</b>	<b>0</b>	<b>1</b>	<b>78</b>	<b>6.4</b>



# JONATHAN QUICK

32

**Position:** Goal / **Catches:** Left  
**Height:** 6-1 / **Weight:** 223  
**Age:** 23 (Turns 24 on Jan. 21, 2010)  
**Birthplace:** Milford, Conn.  
(Jan. 21, 1986)

**ACQUIRED BY KINGS:** Selected by the Kings in the third round (72nd overall) in the 2005 NHL Entry Draft.

**2008-09:** Ranked third among NHL rookie goaltenders with 21 wins, a 2.48 goals-against average, .914 save percentage, four shutouts, 44 appearances and 1,097 saves...His 21 wins were the third most ever by a Kings rookie goaltender (Mario Lessard had 23 in 1978-79 and Bob Janecyk had 22 in 1984-85)...Was 4-1 in shootouts (10-for-14, 71 percent)...Was 3-0 in shootouts on the road...Started 22 of the final 27 games and 41 of the final 52 after being recalled from Manchester (AHL) on Dec. 16, 2008...Had a 1.76 goals-against average (16 GA in 546:03) and .942 save percentage (258 saves in 274 shots) in nine straight appearances March 22 to April 9, 2009...Stopped 38 of 39 shots in 2-1 win April 7, 2009 vs. Edmonton (20th win of the season)...Stopped 29 of 30 shots in 6-1 win April 4, 2009 vs. Phoenix...Recorded fourth career shutout March 26, 2009 at Dallas, stopping all 29 shots in 1-0 shootout win (the first in Kings history)...His fourth shutout tied a Kings rookie single-season record...The three other rookie netminders to have four shutouts in one season are Jamie Storr in 1998-99, Mario Lessard in 1978-79 and Gerry Desjardins in 1968-69...All four of Quick's shutouts came on the road, which is a franchise record...Rogie Vachon had three shutouts on the road in 1977-78...Stopped 24 of 26 shots in 3-2 overtime win March 19, 2009 at Boston...Stopped 23 of 24 shots in 2-1 shootout win Feb. 24, 2009 at Minnesota...Named the NHL First Star of the Week (ending Feb. 8, 2009) after posting a 3-0-0 record with a 1.67 goals-against average, .950 save percentage and one shutout in three games...Stopped 25 of 26 shots in 3-1 win Feb. 7, 2009 at New Jersey...Stopped career-high 41 shots in 5-4 win Feb. 5, 2009 at Washington...Recorded third career shutout Feb. 3, 2009 at Ottawa, stopping all 29 shots in 1-0 win...Stopped 31 of 33 shots in 5-2 win Jan. 29, 2009 vs. Chicago...Stopped 25 of 27 shots in 5-2 win Jan. 20, 2009 at Minnesota...Was 3-2-0 with two shutouts, a 0.80 goals-against average (4 GA in 301:52) and a .970 save percentage (128 saves in 132 shots) in five-game span Dec. 23, 2008 to Jan. 3, 2009...Stopped 31 of 32 shots, a penalty shot awarded to Scott Hartnell and both

shootout attempts in 2-1 shootout win Jan. 3, 2009 vs. Philadelphia (his first career overtime/shootout game)...Named NHL Third Star of the Week (ending Dec. 28, 2008) after posting a 2-1-0 record with a 0.67 goals-against-average, .958 save percentage and two shutouts in three games...Recorded second career shutout (second in three-game span) Dec. 27, 2008 at Phoenix, stopping all 26 shots in 4-0 win...Recorded first career shutout Dec. 23, 2008 at Columbus, stopping all 24 shots in 3-0 win (sixth career NHL game and fourth career NHL start)...The shutout was the 150th in franchise history and came on the 41st anniversary of the first-ever Kings shutout (Wayne Rutledge, Dec. 23, 1967 vs. St. Louis).

**2007-08:** Recorded first NHL win in NHL debut Dec. 6, 2007 vs. Buffalo...His 23 wins with Reading (ECHL) was tied for seventh in the league...Became the second goaltender in ECHL history to record his first win, first shutout and score his first goal in the same game (3-0 win Oct. 24, 2007 at Pensacola)...Also had three assists with Reading (1-3=4).

**2006-07:** Led the University of Massachusetts-Amherst to its first-ever NCAA tournament bid...Finished his sophomore season with a 2.16 goals-against average (tied for 11th in the nation) and a .929 save percentage (fifth in the nation)...Was credited with a goal Jan. 6, 2007 vs. Merrimack.

**LAST AMATEUR CLUB:** University of Massachusetts-Amherst, NCAA...Set school single-season records during 2006-07 in wins, appearances, saves and minutes played...Earned Umass Athlete of the Week honors three times in 2005-06...Named Hockey East Defensive Player of the Week twice in 2005-06 and was the Hockey East Goaltender of the Month for November 2005.

**INTERNATIONAL PLAY:** Attended Team USA's Olympic Men's Ice Hockey Orientation Camp (along with Dustin Brown, Jack Johnson and Rob Scuderi), Aug. 17 - 19, 2009...Attended U.S. Men's Junior Evaluation Camp, also known as the Summer Challenge, in August 2005.

## CAREER REGULAR SEASON STATISTICS

SEASON	TEAM	GP	MIN	W	L	T	OT	GA	SA	SO	GAA	SV %
2002-2003	Avon Old Farms High-CT	13	780	8	5	0	-	38		0	2.92	
2003-2004	Avon Old Farms High-CT	21	1,260	20	1	0	-	26		2	1.71	
2004-2005	Avon Old Farms High-CT	27	1,413	25	2	0	-	1		9	1.14	.953
2005-2006	Massachusetts H-East	17	905	4	10	1	-	45	518	0	2.98	.920
2006-2007	Massachusetts H-East	37	2,224	19	12	5	-	80	1,046	3	2.16	.929
<b>2007-2008</b>	<b>Kings</b>	<b>3</b>	<b>140</b>	<b>1</b>	<b>2</b>	<b>0</b>	<b>0</b>	<b>9</b>	<b>62</b>	<b>0</b>	<b>3.83</b>	<b>.855</b>
2007-2008	Manchester AHL	19	1,085	11	8	-	0	42	536	3	2.32	.922
2007-2008	Reading ECHL	38	2,257	23	11	-	2	105	1,110	1	2.79	.905
2008-2009	Manchester AHL	14	827	6	5	-	2	37	458	0	2.68	.919
<b>2008-2009</b>	<b>Kings</b>	<b>44</b>	<b>2,494</b>	<b>21</b>	<b>18</b>	<b>-</b>	<b>2</b>	<b>103</b>	<b>1,200</b>	<b>4</b>	<b>2.48</b>	<b>.914</b>
<b>NHL Totals</b>		<b>47</b>	<b>2,635</b>	<b>22</b>	<b>20</b>	<b>0</b>	<b>2</b>	<b>112</b>	<b>1,262</b>	<b>4</b>	<b>2.55</b>	<b>.911</b>
<b>KINGS Totals</b>		<b>47</b>	<b>2,635</b>	<b>22</b>	<b>20</b>	<b>0</b>	<b>2</b>	<b>112</b>	<b>1,262</b>	<b>4</b>	<b>2.55</b>	<b>.911</b>





# BRAD RICHARDSON

# 15

**Position:** Center / **Shoots:** Left

**Height:** 5-11 / **Weight:** 195

**Age:** 24 (Turns 25 on Feb. 4, 2010)

**Birthplace:** Belleville, Ontario  
(Feb. 4, 1985)

**ACQUIRED BY KINGS:** From Colorado for a second-round selection in the 2008 NHL Entry Draft on June 21, 2008.

**2008-09:** Recorded five points (all assists) and 11 penalty minutes in 31 games with the Kings and three points (1-2-3) and zero penalty minutes in three games with Manchester (AHL) on a conditioning assignment...Activated from injured reserve Jan. 23, 2009 after missing 22 games...Placed on injured reserve with foot injury on Dec. 16, 2008 (retroactive to Dec. 3, 2008)...Recorded first point as a King with an assist Oct. 25, 2008 at Nashville.

**2007-08:** Recorded five points (2-3=5) and eight penalty minutes in 22 games with Colorado...Was recalled from the Lake Erie Monsters (AHL) three times during the season...Recorded 40 points (14-26=40) and 18 penalty minutes in 38 games for Lake Erie...His 40 points ranked fourth on Lake Erie, while his 26 assists tied for third on the team...Averaged 1.05 points per game, which led Lake Erie...His 20 power-play points tied for second on the club...Had five three-point games, one four-point game and one five-point performance with the Monsters...Notched hat trick and recorded five points (3-2=5) March 29, 2008 at Syracuse...Had 16 points (3-13=16) in a nine-game stretch with Lake Erie (March 2 to March 20, 2008).

**2006-07:** Recorded career-high 22 points (14-8=22) and 28 penalty minutes with Colorado...11 goals and 19 points came on the road...Led Colorado with three short-handed goals...Became the first Avalanche player to score three short-handed goals in a single season since Joe Sakic in 2000-01 (also three)...Ranked first

among Colorado forwards in short-handed average time-on-ice (2:53 per game)...Scored first career overtime goal March 4, 2007 at Detroit...Recorded career-high three points (all assists) Dec. 19, 2006 at Edmonton...Recorded first career multi-goal game Oct. 5, 2006 at Minnesota.

**2005-06:** Scored first career NHL goal Jan. 28, 2006 vs. Vancouver...Added an assist in the same game to record first-ever multi-point game (1-1=2)...Recorded first career NHL point with an assist Jan. 9, 2006 vs. St. Louis...Made NHL debut Nov. 27, 2005 vs. Vancouver...Appeared in all nine playoff games for Colorado, recording one goal and six penalty minutes...Played first career NHL playoff game April 22, 2006 at Dallas...Collected first NHL playoff goal April 28, 2006 vs. Dallas.

**2004-05:** Recorded 97 points (41-56=97) and 60 penalty minutes in his final year of juniors for Owen Sound (OHL)...His 97 points was third in the OHL, while his 41 goals was tied for third and 56 assists were sixth in the league...His nine game-winning goals was second in the OHL...Was runner-up for OHL's Most Outstanding Player Award...Won the Jerry Reid Memorial Award as Owen Sound's Team MVP...Named a Third Team OHL All-Star.

**LAST AMATEUR CLUB:** Owen Sound, OHL...Named Owen Sound's Team MVP in 2001-02, 2002-03 and 2004-05...Named Owen Sound's Rookie of the Year in 2001-02...Named OHL Third-Team All-Star in 2004-05.

**TRANSACTIONS:** Selected by Colorado in the fifth round (163rd overall) in the 2003 NHL Entry Draft.

## CAREER REGULAR SEASON STATISTICS

SEASON	TEAM	GP	G	A	P	+	-	PIM	PP	SH	GW	SHOTS	PCT
2001-2002	Owen Sound OHL	58	12	21	33	-16	20	3	0	0			
2002-2003	Owen Sound OHL	67	27	40	67	-10	54	6	2				
2003-2004	Owen Sound OHL	15	7	9	16	2	4	5	0				
2004-2005	Owen Sound OHL	68	41	56	97	26	60	14	2				
2005-2006	Avalanche	41	3	10	13	0	12	1	0	0	51	5.9	
2005-2006	Lowell AHL	29	4	13	17	-3	20	2	0	0			
2006-2007	Avalanche	73	14	8	22	4	28	0	3	3	129	10.9	
2006-2007	Albany AHL	3	0	1	1	-4	2	0	0	0		0.0	
2007-2008	Avalanche	22	2	3	5	-3	8	0	0	0	32	6.3	
2007-2008	Lake Erie AHL	38	14	26	40	-8	18	7	2				
2008-2009	Manchester AHL	3	1	2	3	-3	0	0	0				
2008-2009	Kings	31	0	5	5	-6	11	0	0	0	37	0.0	
<b>NHL Totals</b>		<b>167</b>	<b>19</b>	<b>26</b>	<b>45</b>	<b>-5</b>	<b>59</b>	<b>1</b>	<b>3</b>	<b>3</b>	<b>249</b>	<b>7.6</b>	
<b>KINGS Totals</b>		<b>31</b>	<b>0</b>	<b>5</b>	<b>5</b>	<b>-6</b>	<b>11</b>	<b>0</b>	<b>0</b>	<b>0</b>	<b>37</b>		

## NHL PLAYOFF STATISTICS

SEASON	TEAM	GP	G	A	P	+	-	PIM	PP	SH	GW	SHOTS	PCT
2005-2006	Avalanche	9	1	0	1	-3	6	0	0	0	7	14.3	
<b>NHL Totals</b>		<b>9</b>	<b>1</b>	<b>0</b>	<b>1</b>	<b>-3</b>	<b>6</b>	<b>0</b>	<b>0</b>	<b>0</b>	<b>7</b>	<b>14.3</b>	



# WAYNE SIMMONDS

# 17

**Position:** Right Wing / **Shoots:** Right

**Height:** 6-2 / **Weight:** 183

**Age:** 21 (Turns 22 on Aug. 26, 2010)

**Birthplace:** Scarborough, Ontario  
(Aug. 26, 1988)

**ACQUIRED BY KINGS:** Selected by the Kings in the second round (61st overall) in the 2007 NHL Entry Draft.

**2008-09:** Ranked fourth among NHL rookies with 132 hits...Ranked eighth among NHL rookies with 39 take-aways (which was third on the Kings)...Ranked 10th among NHL rookies with 73 penalty minutes...Ranked 11th among NHL rookies with 127 shots...One of five Kings to play in all 82 games...Was 1-for-2 in shootouts = 50 percent...Recorded five points (3-2=5) in the final four games of the season...Recorded two points (1-1=2) April 11, 2009 vs. San Jose...Recorded two points (1-1=2) April 7, 2009 at Edmonton...Had three-game point streak (1-3=4), which lasted from March 14 to March 19, 2009...Recorded first career multi-point and multi-assist game March 19, 2009 at Boston...Recorded season-high seven shots and 18:27 playing time while scoring his sixth goal of the season March 14, 2009 at San Jose...Recorded first career game-winning goal Dec. 6, 2008 vs. Columbus...Recorded first career NHL assist Oct. 17, 2008 vs. Carolina (fourth NHL game)...Recorded first career NHL point with a goal Oct. 14, 2008 vs. Anaheim (third NHL game)...Made NHL debut Oct. 11, 2008 at San Jose.

**2007-08:** Finished second season in the OHL, splitting time with Owen Sound and Sault Ste. Marie...Recorded 39 points (17-22=39) and 43 penalty minutes in 29 regular season games with Owen Sound before being traded to Sault Ste. Marie on Dec. 4, 2007...Recorded 36 points (16-20=36), 68 penalty minutes and a plus-10 rating in 31 regular season games with Sault Ste. Marie...Combined with both teams he had 75 points (33-42=75) and 111 penalty minutes in 60 regular season games...Represented the Western Conference at the 2008 OHL All-Star Classic and recorded an assist...Also appeared in 14 playoff games for Sault Ste. Marie, sharing the club lead with 14 points (4-9=14) and 22 penalty minutes...Member of Team Canada at the 2008 World Junior Championships held in the Czech Republic...Recorded zero points and four penalty minutes in seven games, helping Team Canada win the gold medal.

**2006-07:** Finished first season in the OHL, playing with Owen Sound...Recorded 49 points (23-26=49) and 112 penalty minutes in 66 regular season games...His 49 points ranked 10th among OHL rookies (sixth overall on Owen Sound), while his 23 goals was tied for seventh among OHL rookies (tied for fifth overall on Owen Sound)...Scored three short-handed goals, tied for second most among OHL rookies (tied for first overall on Owen Sound)...His 112 penalty minutes ranked fourth on Owen Sound...Also appeared in four playoff games for Owen Sound, recording two points (1-1=2) and four penalty minutes.

**LAST AMATEUR CLUB:** Owen Sound and Sault Ste. Marie, OHL...Represented Western Conference at the 2008 OHL All-Star Classic.


**INTERNATIONAL PLAY:** Earned a gold medal for Team Canada at the 2008 World Junior Championships (7 GP, 0-0=0).

## CAREER REGULAR SEASON STATISTICS

SEASON	TEAM	GP	G	A	P	+	-	PIM	PP	SH	GW	SHOTS	PCT
2004-2005	Toronto Jr. GTHL	67	32	40	72			97					
2005-2006	Brockville CJHL	49	24	19	43			127					
2006-2007	Owen Sound OHL	66	23	26	49	-10	112	7	3				
2007-2008	Owen Sound OHL	29	17	22	39	-8	43	7	2				
2007-2008	Sault Ste. Marie OHL	31	16	20	36	10	68	5	0				
2007-2008	Canada WJC-A	7	0	0	0	0	4	0	0	0	9	0.0	
2008-2009	Kings	82	9	14	23	-8	73	2	0	2	127	7.1	
<b>NHL Totals</b>		<b>82</b>	<b>9</b>	<b>14</b>	<b>23</b>	<b>-8</b>	<b>73</b>	<b>2</b>	<b>0</b>	<b>2</b>	<b>127</b>	<b>7.1</b>	
<b>KINGS Totals</b>		<b>82</b>	<b>9</b>	<b>14</b>	<b>23</b>	<b>-8</b>	<b>73</b>	<b>2</b>	<b>0</b>	<b>2</b>	<b>127</b>	<b>7.1</b>	







# KEVIN WESTGARTH

# 33

**Position:** Right Wing / **Shoots:** Right  
**Height:** 6-4 / **Weight:** 243  
**Age:** 25 (Turns 26 on Feb. 7, 2010)  
**Birthplace:** Amherstburg, Ontario  
 (Feb. 7, 1984)

**ACQUIRED BY KINGS:** Signed by the Kings as an unrestricted free agent on March 16, 2007.

**2008-09:** Had zero points and nine penalty minutes in nine games with the Kings and 10 points (4-6=10) and 165 penalty minutes in 65 games with Manchester (AHL)...Led Manchester with 165 penalty minutes (which was tied for 24th in the AHL)...Assigned to Manchester March 23, 2009...Recalled from Manchester March 6, 2009 (second call-up of the season)...Assigned to Manchester Jan. 22, 2009...Made NHL debut Jan. 20, 2009 at Minnesota...Recalled from Manchester Jan. 14, 2009 (first call-up of the season).

**2007-08:** Appeared in 69 regular season games with Manchester, recording 12 points (6-6=12) and 191 penalty minutes...His 191 penalty minutes were second on Manchester and second among AHL rookies...He led all AHL rookies with 25 major penalties, which was tied for fourth overall...Appeared in four playoff games with Manchester, recording zero points and six penalty minutes.

**2006-07:** Appeared in 14 regular season games with Manchester, recording three points (1-2=3) and 44 penalty minutes...Signed with the Kings on March 16, 2007 upon completion of his senior year at Princeton University...Recorded 24 points (8-16=24) and 40 penalty minutes with Princeton...His 24 points and 16 assists were collegiate career highs...His 16 assists and 24 points both ranked third on Princeton, while his 24 points ranked fourth...Was tied for second on Princeton with five power-play goals...Was tied for second on Princeton with 18 points (6-12=18) during conference play...Played with older brother Brett (defenseman) for third season (Kevin and Brett were teammates in 2006-07, 2005-06 and 2003-04).

**2005-06:** Had 23 points (10-13=23) and 36 penalty minutes in 29 games with Princeton...His 10 goals were a collegiate career high...His 21 points ranked second on Princeton, while his 10 goals was tied for third...Was third on Princeton with five power-play goals...Was tied for second on Princeton with nine goals during conference play.

**2004-05:** Had seven points (4-3=7) and 36 penalty minutes in 29 games with Princeton...His 36 penalty minutes ranked fourth on Princeton.

**2003-04:** Had six points (3-3=6) and 48 penalty minutes in 25 games during his freshman year at Princeton...His 48 penalty minutes were a collegiate career high and led Princeton...Led Princeton with 42 penalty minutes during conference play.

**LAST AMATEUR CLUB:** Princeton, NCAA.

## CAREER REGULAR SEASON STATISTICS

SEASON	TEAM	GP	G	A	P	+/-	PIM	PP	SH	GW	SHOTS	PCT
2003-2004	Princeton ECAC	25	3	3	6	48	1	0	0			
2004-2005	Princeton ECAC	29	4	3	7	36	1	0	0			
2005-2006	Princeton ECAC	29	10	13	23	36	5	0	1			
2006-2007	Princeton ECAC	33	8	16	24	40	5	0	0			
2006-2007	Manchester AHL	14	1	2	3	2	44	1	0			
2007-2008	Manchester AHL	69	6	6	12	-7	191	0	0			
2008-2009	Kings	9	0	0	0	1	9	0	0	0	1	0.0
2008-2009	Manchester AHL	65	4	6	10	-1	165	1	0			
<b>NHL Totals</b>		<b>9</b>	<b>0</b>	<b>0</b>	<b>0</b>	<b>1</b>	<b>9</b>	<b>0</b>	<b>0</b>	<b>0</b>	<b>1</b>	<b>0.0</b>
<b>KINGS Totals</b>		<b>9</b>	<b>0</b>	<b>0</b>	<b>0</b>	<b>1</b>	<b>9</b>	<b>0</b>	<b>0</b>	<b>0</b>	<b>1</b>	<b>0.0</b>



# JOHN ZEILER

# 13

**Position:** Right Wing / **Shoots:** Right  
**Height:** 6-0 / **Weight:** 203  
**Age:** 26 (Turns 27 on Nov. 21, 2009)  
**Birthplace:** Jefferson Hills, Pa.  
 (Nov. 21, 1982)

**ACQUIRED BY KINGS:** Signed by the Kings as an unrestricted free agent on Feb. 17, 2007.

**2008-09:** Recorded one point (0-1=1) and 42 penalty minutes in 27 games for the Kings and one point (0-1=1) and four penalty minutes in two games with Manchester (AHL)...Recorded his point with the Kings April 11, 2009 vs. San Jose (season finale)...Recorded five hits Jan. 20, 2009 at Minnesota...Recorded five hits in Kings season debut Nov. 20, 2009 vs. Washington...Activated from injured reserve and loaned to Manchester Nov. 3, 2008.

**2007-08:** Recorded one point (0-1=1) in 36 games for the Kings...Recorded eight hits Dec. 5, 2007 at Phoenix...Recorded seven hits Oct. 27, 2007 vs. Edmonton...Recorded 12 points (6-6=12) and 40 penalty minutes with Manchester...Also appeared in four playoff games with Manchester, recording two points (0-2=2) and eight penalty minutes.

**2006-07:** Made NHL debut Feb. 17, 2007 vs. Anaheim...Recorded his first goal in NHL and as a King Feb. 22, 2007 vs. Vancouver...Scored the goal on his first-ever shot in NHL...Skated in each of the Kings last 23 regular season games...Finished with 46 hits in the 23 games...Also recorded 28 points (12-16=28) and 70 penalty minutes in 56 regular season games with Manchester...Tied for second on Manchester with eight power-play goals...Tied for fourth on Manchester with a plus-15 rating...Appeared in all 16 postseason games with Manchester, which advanced to the AHL's Eastern Conference Championship, recording five points (3-2=5) and 14 penalty minutes...Two of his three postseason goals served as game-winners.

**2005-06:** Made his AHL debut with San Antonio (after completing his collegiate career) on March 31, 2006...Played in eight regular season games with San Antonio...Turned pro following his senior season at St. Lawrence University where he recorded 28 points (13-15=28) in 28 games.

**2004-05:** Recorded 32 points (9-23=32) in 38 games with St. Lawrence...Finished as the second leading scorer for St. Lawrence as a junior and led the team with 23 assists...Did not miss a game for the third straight season.

**2003-04:** Collected NCAA career highs with 36 points, 28 assists and 41 games played.

**2002-03:** Was named the winner of the Pelletier-Stewart Rookie of the Year Award at St. Lawrence in addition to being honored as a member of ECAC All-Rookie Team...Five of his 10 goals were scored on the power play.

**LAST AMATEUR CLUB:** Saint Lawrence University, NCAA...Named St. Lawrence's Rookie of the Year and selected to ECAC All-Rookie Team in 2002-03.

**TRANSACTIONS:** Selected by Phoenix in the fifth round (132nd overall) in the 2002 NHL Entry Draft.

## CAREER REGULAR SEASON STATISTICS

SEASON	TEAM	GP	G	A	P	+/-	PIM	PP	SH	GW	SHOTS	PCT
1999-2000	Pittsburgh PAHA	27	17	15	32		94					
2000-2001	Sioux City USHL	56	8	20	28		45					
2001-2002	Sioux City USHL	60	23	27	50		116					
2002-2003	St. Lawrence ECAC	37	10	17	27		28					
2003-2004	St. Lawrence ECAC	41	8	28	36		42					
2004-2005	St. Lawrence ECACHL	38	9	23	32		42					
2005-2006	St. Lawrence ECACHL	28	13	15	28		28					
2005-2006	San Antonio AHL	8	0	1	1	-1	10	0	0	0		
2005-2006	Lubbock CHL	4	2	0	2	2	16	0	0	1		
2006-2007	Kings	23	1	2	3	-2	22	0	0	0	12	8.3
2006-2007	Manchester AHL	56	12	16	28	15	70	8	0	1		
2007-2008	Kings	36	0	1	1	-6	23	0	0	0	18	0.0
2007-2008	Manchester AHL	45	6	5	11	-3	40	1	0			
2008-2009	Manchester AHL	2	0	1	1	-1	4	0	0	0		0.0
2008-2009	Kings	27	0	1	1	-2	42	0	0	0	3	0.0
<b>NHL Totals</b>		<b>86</b>	<b>1</b>	<b>4</b>	<b>5</b>	<b>-10</b>	<b>87</b>	<b>0</b>	<b>0</b>	<b>0</b>	<b>33</b>	<b>3.0</b>
<b>KINGS Totals</b>		<b>86</b>	<b>1</b>	<b>4</b>	<b>5</b>	<b>-10</b>	<b>87</b>	<b>0</b>	<b>0</b>	<b>0</b>	<b>33</b>	<b>3.0</b>



## KINGS PLAYERS IN THE SYSTEM



### JUSTIN AZEVEDO

**Position:** Center / **Shoots:** Right  
**Height:** 5-7 / **Weight:** 180  
**Age:** 21 (Turns 22 on April 1, 2010)  
**Birthplace:** West Lorne, Ontario  
 (April 1, 1988)

**ACQUIRED BY KINGS:** Selected by the Kings in the sixth round (153rd overall) in the 2008 NHL Entry Draft.

**2008-09:** Recorded 36 points (12-24=36) and 31 penalty minutes in 49 games with Manchester (AHL)...His 12 goals, 24 assists and 36 points all ranked first among Manchester rookies...His three power-play goals tied for first among Manchester rookies...Recorded a season-high four points (1-3=4) Feb. 21, 2009 vs. Lowell...Recorded a point in nine straight games played (2-8=10) from Jan. 9 to Feb. 4, 2009...Recorded an assist in six straight games played (7a) from Jan. 16 to Jan. 31, 2009...Under AHL rules these were not counted as point and assist streaks because Azevedo was a healthy scratch on Jan. 17, 2009 (healthy scratches end a player's streak)...Recorded a point in every game played in January (1-8=9)...Recorded a shot on goal in 47 of 49 games played...Recorded three assists in professional debut Nov. 19, 2008 at Hamilton.

CAREER RECORD												
SEASON TEAM	LGE	REGULAR SEASON					PLAYOFFS					
		GP	G	A	PTS	PIM	GP	G	A	PTS	PIM	
2004-05 Kitchener	OHL	58	18	21	39	34	15	3	1	4	14	
2005-06 Kitchener	OHL	60	29	40	69	80	5	0	3	3	12	
2006-07 Kitchener	OHL	50	17	39	56	42	9	4	11	15	22	
2007-08 Kitchener	OHL	67	43	81	124	69	20	10	26	36	33	
2008-09 Manchester	AHL	49	12	24	36	31						



### DREW BAGNALL

**Position:** Defense / **Shoots:** Left  
**Height:** 6-3 / **Weight:** 220  
**Age:** 25 (Turns 26 on Oct. 26, 2009)  
**Birthplace:** Oakbank, Manitoba  
 (Oct. 26, 1983)

**ACQUIRED BY KINGS:** Signed by the Kings as an unrestricted free agent on Aug. 23, 2007.

**2008-09:** Recorded six points (0-6=6) and 150 penalty minutes in 79 games with Manchester (AHL)...His 150 penalty minutes ranked second on Manchester and 34th in the AHL...Recorded a season-high 17 penalty minutes Oct. 25, 2008 at Hartford...Missed only one regular season game (Feb. 21, 2009 vs. Lowell)...His 79 games played was second most on Manchester (only Vladimir Dravecky played in all 80 games).

CAREER RECORD												
SEASON TEAM	LGE	REGULAR SEASON					PLAYOFFS					
		GP	G	A	PTS	PIM	GP	G	A	PTS	PIM	
2002-03 Battlefords	SIJHL	59	17	47	64	252						
2003-04 St. Lawrence	NCAA	40	5	13	18	61						
2004-05 St. Lawrence	NCAA	37	7	12	19	68						
2005-06 St. Lawrence	NCAA	24	1	9	10	32						
2006-07 St. Lawrence	NCAA	39	6	19	25	74						
2007-08 Reading	ECHL	10	1	2	3	32						
2007-08 Manchester	AHL	54	11	12	23	115	4	0	0	0	4	
2008-09 Manchester	AHL	79	0	6	6	150						



### JONATHAN BERNIER

**Position:** Goal / **Catches:** Left  
**Height:** 5-11 / **Weight:** 184  
**Age:** 21 (Turns 22 on Aug. 7, 2010)  
**Birthplace:** Laval, Quebec  
 (Aug. 7, 1988)

**ACQUIRED BY KINGS:** Selected by the Kings in the first round (11th overall) in the 2006 NHL Entry Draft.

**2008-09:** Posted a 23-24-4 record with a 2.40 goals-against average and .914 save percentage in 54 appearances with Manchester (AHL)...Ranked first among AHL rookie goaltenders with five shutouts (tied for third overall) and six shootout wins (tied for third overall)...His 23 wins was fifth among rookies, while his .914 save percentage was seventh among freshman net-minders...His 2.40 goals-against average was fifth among rookies (ninth overall)...Named AHL Goaltender of the Month for March 2009 after posting a 6-5-1 record with a 1.97 goals-against average, .927 save percentage and two shutouts in 12 games...Won six straight games, Feb. 28 to Marc 8, 2009...Allowed only four goals in five-game span Feb. 28 to March 7, 2009...Had two four-game win streaks (Nov. 14 to Nov. 21, 2008 and Dec. 26 to Dec. 31, 2008)...Called up by the Kings on Jan. 18, 2009 and suited up for two games, but didn't play...Assigned back to Manchester on Jan. 22, 2009.

CAREER RECORD												
SEASON TEAM	LEAGUE	GP	REGULAR SEASON					PLAYOFFS				
			MIN	W	L	OT	GAA	SO	MIN	W	L	GAA
2004-05 Lewiston QMJHL	23	1,353	7	12	3	67	0.297	1	20	0	0	0.00
2005-06 Lewiston QMJHL	54	3,241	27	26	0	146	2.270	6	359	2	4	1.7
2005-06 Canada WU18-A	7	421	3	3	-	12	1.171					
2006-07 Lewiston QMJHL	37	2,186	26	10	3	94	2.258	21	1228	17	4	1.230
2007-08 Kings NHL	4	238	1	3	0	16	0.403					
2007-08 Lewiston QMJHL	34	2,024	18	12	3	92	0.273	6	349	2	4	0.293
2007-08 Canada WU18-A	2	120	1	1	0	4	1.200	3	195	0	3	0.276
2007-08 Manchester AHL	3	184	1	1	1	5	0.163					
2008-09 Manchester AHL	54	3,101	23	24	4	124	2.40					
NHL Totals	4	238	1	3	0	16	0.403					
KINGS Totals	4	238	1	3	0	16	0.403					

## KINGS PLAYERS IN THE SYSTEM



### ANDREW CAMPBELL

**Position:** Defense / **Shoots:** Left  
**Height:** 6-4 / **Weight:** 206  
**Age:** 21 (Turns 22 on Feb. 4, 2010)  
**Birthplace:** Caledonia, Ontario  
 (Feb. 4, 1988)

**ACQUIRED BY KINGS:** Selected by the Kings in the third round (74th overall) in the 2008 NHL Entry Draft.

**2008-09:** Recorded eight points (3-5=8) and 72 penalty minutes in 72 games with Manchester (AHL)...His 72 games played tied for first among Manchester rookies...His 72 penalty minutes ranked second among Manchester rookies...Recorded his first points as a pro Nov. 21, 2008 at Rochester (1-1=2)...Recorded 14 penalty minutes (his first PIM as a pro) Oct. 25, 2008 at Hartford...Made professional debut Oct. 19, 2008 vs. Springfield.

CAREER RECORD												
SEASON TEAM	LGE	REGULAR SEASON					PLAYOFFS					
		GP	G	A	PTS	PIM	GP	G	A	PTS	PIM	
2005-06 Sault Ste. Marie	OHL	31	1	3	4	23	3	0	0	0	4	
2006-07 Sault Ste. Marie	OHL	63	4	14	18	75	13	0	1	1	6	
2007-08 Sault Ste. Marie	OHL	68	13	22	35	64	14	2	3	5	13	
2008-09 Manchester	AHL	72	3	5	8	72						



### MARC-ANDRÉ CLICHÉ

**Position:** Center / **Shoots:** Right  
**Height:** 6-0 / **Weight:** 198  
**Age:** 22 (Turns 23 on March 23, 2010)  
**Birthplace:** Rouyn-Noranda, Quebec  
 (March 23, 1987)

**ACQUIRED BY KINGS:** From New York Rangers with Jason Ward, Jan Marek and a third round choice in the 2008 NHL Entry Draft (later traded to Buffalo on June 21, 2008) for Sean Avery and John Seymour on Feb. 5, 2007.

CAREER RECORD												
SEASON TEAM	LGE	REGULAR SEASON					PLAYOFFS					
		GP	G	A	PTS	PIM	GP	G	A	PTS	PIM	
2003-04 Lewiston	QMJHL	52	8	10	18	17	7	1	2	3	0	
2004-05 Lewiston	QMJHL	19	4	8	8	8						
2005-06 Lewiston	QMJHL	66	37	45	82	60	6	2	2	4	0	
2006-07 Lewiston	QMJHL	52	24	30	54	42	16	6	16	22	10	
2006-07 Canada WJC-A	5	0	0	0	0	4						
2007-08 Manchester	AHL	52	11	10	21	25	4	0	1	1	2	
2008-09 Manchester	AHL	31	5	4	9	19						

**2008-09:** Recorded nine points (5-4=9) and 19 penalty minutes in 31 games with Manchester (AHL)...Missed the first half of the season due to a shoulder injury suffered in training camp...Made season debut Feb. 6, 2009 vs. Worcester...Recorded three points (2-1=3), five penalty minutes and a plus-3 rating March 4, 2009 vs. Springfield...Recorded goals in back-to-back games Feb. 13, 2009 vs. Manitoba and Feb. 14, 2009 vs. Lake Erie.



### RICHARD CLUNE

**Position:** Left Wing / **Shoots:** Left  
**Height:** 5-10 / **Weight:** 198  
**Age:** 22 (Turns 23 on April 25, 2010)  
**Birthplace:** Toronto, Ontario  
 (April 25, 1987)

**ACQUIRED BY KINGS:** From Dallas for Lauri Tukonen on July 21, 2008.


**2008-09:** Recorded nine points (3-6=9) and 87 penalty minutes in 35 games with Manchester (AHL)...Missed the first month of the season due to a chest injury suffered in training camp...Made season debut Nov. 19, 2008 at Hamilton...Ranked third on Manchester averaging 2.49 penalty minutes per game...Recorded fighting penalties in three straight games Jan. 30 to Feb. 4, 2009.

CAREER RECORD												
SEASON TEAM	LGE	REGULAR SEASON					PLAYOFFS					
		GP	G	A	PTS	PIM	GP	G	A	PTS	PIM	
2003-04 Sarnia	OHL	58	3	13	16	72	5	0	1	1	0	
2004-05 Sarnia	OHL	67	21	13	34	103						
2005-06 Sarnia	OHL	61	20	32	52	126						
2006-07 Barrie	OHL	67	32	46	78	151	8	3	4	7	8	
2006-07 Iowa	AHL	1	0	0	0	2						
2007-08 Idaho	ECHL	9	1	9	10	41						
2007-08 Iowa	AHL	38	3	5	8	137						
2008-09 Manchester	AHL	35	3	6	9	87						





## KINGS PLAYERS IN THE SYSTEM



### COREY ELKINS

**Position:** Center / **Shoots:** Left  
**Height:** 6-3 / **Weight:** 216  
**Age:** 24 (Turns 25 on Feb. 23, 2010)  
**Birthplace:** West Bloomfield, Mich.  
 (Feb. 23, 1985)

**ACQUIRED BY KINGS:** Signed by the Kings as an unrestricted free agent on March 31, 2009.

**2008-09:** Recorded 41 points (18-23=41) and 18 penalty minutes in 42 games during his senior season at Ohio State University...His 41 points and 18 goals led Ohio State...Shared the team lead with a plus-24 rating...Led Ohio State to a 23-15-4 record and a berth in the NCAA Men's Ice Hockey Tournament (OSU was eliminated in the first round)...An Ohio State Scholar-Athlete for the fourth straight year (all four years at OSU)...An Academic All-Big Ten choice for the third straight year (also in 2006-07 and 2007-08)...Recorded 60 points (27-33=60) and 40 penalty minutes in 102 career games during his four-year career at Ohio State.

CAREER RECORD											
SEASON	TEAM	LGE	REGULAR SEASON				PLAYOFFS				
			GP	G	A	PTS	PIM	GP	G	A	PTS
2002-03	Compuware	NAHL	49	8	11	19	37				
2003-04	St. Louis Heartland	USHL	57	12	17	29	36				
2004-05	Sioux City	USHL	58	19	23	42	27	13	4	1	5
2005-06	Ohio State	NCAA	9	0	0	0	0				
2006-07	Ohio State	NCAA	26	7	7	14	10				
2007-08	Ohio State	NCAA	25	2	3	5	12				
2008-09	Ohio State	NCAA	42	18	23	41	18				



### GABE GAUTHIER

**Position:** Center / **Shoots:** Left  
**Height:** 5-8 / **Weight:** 199  
**Age:** 25 (Turns 26 on Jan. 20, 2010)  
**Birthplace:** Torrance, Calif.  
 (Jan. 20, 1984)

**ACQUIRED BY KINGS:** Signed by the Kings as an unrestricted free agent on July 12, 2006.

**2008-09:** Recorded 42 points (12-30=42) and 32 penalty minutes in 69 games with Manchester (AHL)...His 42 points ranked fourth on Manchester, while his 30 assists ranked third on the team...Scored a goal in three straight games from Feb. 28 to March 4, 2009...Recorded back-to-back two-assist games Feb. 21, 2009 vs. Lowell (1-2=3) and Feb. 22, 2009 vs. Hartford...Recorded three assists Oct. 17, 2008 at Lowell.

CAREER RECORD											
SEASON	TEAM	LGE	REGULAR SEASON				PLAYOFFS				
			GP	G	A	PTS	PIM	GP	G	A	PTS
1999-00	Chilliwack	BCHL	0	0	0	0	0				
2000-01	Chilliwack	BCHL	45	30	51	81	31				
2001-02	Chilliwack	BCHL	0	0	0	0	0				
2002-03	U. of Denver	NCAA	41	8	8	16	30				
2003-04	U. of Denver	NCAA	42	18	25	43	32				
2004-05	U. of Denver	NCAA	41	23	29	52	44				
2005-06	U. of Denver	NCAA	38	15	24	39	35				
2006-07	Manchester	AHL	69	14	28	42	54	16	1	4	5
2006-07	Kings	NHL	5	0	0	0	2				
2007-08	Manchester	AHL	61	23	37	60	43	3	0	0	0
2007-08	Kings	NHL	3	0	0	0	0				
2008-09	Manchester	AHL	69	12	30	42	32				
NHL Totals			8	0	0	0	2				
KINGS Totals			8	0	0	0	2				



### THOMAS HICKEY

**Position:** Defense / **Shoots:** Left  
**Height:** 6-0 / **Weight:** 190  
**Age:** 20 (Turns 21 on Feb. 8, 2010)  
**Birthplace:** Calgary, Alberta  
 (Feb. 8, 1989)

**ACQUIRED BY KINGS:** Selected by the Kings in the first round (4th overall) in the 2007 NHL Entry Draft.

**2008-09:** Recorded 51 points (16-35=51) and 30 penalty minutes in 57 regular season games with Seattle (WHL)...Was Seattle's team captain...His 51 points ranked first among Seattle defensemen (10th among WHL defensemen and fifth among Western Conference blue-liners)...His 16 goals led Seattle defensemen (tied for fourth most among WHL defensemen and tied for first among Western Conference blue-liners)...Named to the WHL Western Conference First All-Star Team (for the second straight season)...Appeared in five playoff games with Seattle, recording three points (2-1=3) and four penalty minutes...Assigned to Manchester (AHL) on March 31, 2009 after Seattle was eliminated from the playoffs...Recorded seven points (1-6=7) and two penalty minutes in seven games with Manchester, notching multi-point efforts in three games...Made pro debut with Manchester on April 1, 2009 vs. Lowell, recording two assists in the game...Captained Team Canada to a gold medal at the 2009 World Junior Championships, recording three points (0-3=3) and two penalty minutes in six games as Canada went a perfect 6-0 in the tournament...One of two Kings on Team Canada's roster - joining

CAREER RECORD											
SEASON	TEAM	LGE	REGULAR SEASON				PLAYOFFS				
			GP	G	A	PTS	PIM	GP	G	A	PTS
2004-05	Seattle	WHL	5	2	1	3	6				
2005-06	Seattle	WHL	69	1	27	28	53	7	1	3	4
2006-07	Seattle	WHL	68	9	41	50	70	11	3	4	7
2007-08	Seattle	WHL	63	11	34	45	49	9	1	9	10
2007-08	Canada	WJC-A	7	0	1	1	4				
2008-09	Seattle	WHL	57	16	35	51	30	5	2	1	3
2008-09	Manchester	AHL	7	1	6	7	2				
2008-09	Canada	WJC-A	6	0	3	3	2				

## KINGS PLAYERS IN THE SYSTEM

Thomas Hickey continued

Colten Teubert (defenseman)...The Kings were the only NHL team to have two defensemen on Team Canada's roster and one of four NHL teams to have two players on the Canadian roster...The Kings had a total of four players/prospects participate at the 2009 WJC (Oscar Moller - Team Sweden and Viatcheslav Voynov - Team Russia)...Hickey's second straight gold medal at the WJC, as he (along with Drew Doughty Wayne Simmonds and Jonathan Bernier) earned a gold medal at the 2008 tournament.




### BUD HOLLOWAY

**Position:** Left Wing / **Shoots:** Right  
**Height:** 6-1 / **Weight:** 200  
**Age:** 21 (Turns 22 on March 1, 2010)  
**Birthplace:** Wapella, Saskatchewan  
 (March 1, 1988)

**ACQUIRED BY KINGS:** Selected by the Kings in the third round (86th overall) in the 2006 NHL Entry Draft.

**2008-09:** Recorded 12 points (7-5=12) and six penalty minutes in 38 regular season games with Manchester (AHL) and 22 points (14-8=22) and eight penalty minutes in 23 games with Ontario (ECHL)...Began the season with Manchester before being assigned to Ontario on Feb. 18, 2009...Scored a goal in his professional debut Oct. 11, 2008 at Portland...Led Ontario with 0.96 points per game in the regular season...Recorded first professional hat trick Feb. 26 at Phoenix...Had a four-game goal streak (5g), which lasted from March 8 to March 14, 2009...Had a five-game point streak (5-4=9), which lasted from March 7 to March 14, 2009...Appeared in seven playoff games with Ontario, recording a team-high 14 points and nine assists...He tied for the team lead in the playoffs with five goals and a plus-3 rating...Recorded playoff hat trick April 11, 2009 vs. Stockton...Recorded at least one point in all seven playoff games...Had three straight three-point games in games 2 through 4 of Ontario's playoff series with Stockton.

CAREER RECORD											
SEASON	TEAM	LGE	REGULAR SEASON				PLAYOFFS				
			GP	G	A	PTS	PIM	GP	G	A	PTS
2003-04	Seattle	WHL	2	0	0	0	0				
2004-05	Seattle	WHL	67	4	11	15	27	12	0	1	1
2005-06	Seattle	WHL	72	21	13	34	18	7	3	2	5
2006-07	Seattle	WHL	71	27	38	65	50	11	3	3	6
2007-08	Seattle	WHL	70	43	40	83	55	12	5	5	10
2008-09	Manchester	AHL	38	7	5	12	6				
2008-09	Ontario	ECHL	23	14	8	22	8	7	5	9	14



### MARTIN JONES

**Position:** Goal / **Catches:** Left  
**Height:** 6-4 / **Weight:** 185  
**Age:** 19 (Turns 20 on Jan. 10, 2010)  
**Birthplace:** North Vancouver, B.C.  
 (Jan. 10, 1990)

**ACQUIRED BY KINGS:** Signed by the Kings as an unrestricted free agent on Oct. 2, 2008.

**2008-09:** Recorded a 45-5-4 record with a 2.08 goals-against average, .915 save percentage and seven shutouts in 55 regular season appearances with Calgary (WHL)...His 45 wins ranked first in the WHL, while his seven shutouts were tied for the most in the league...His 2.08 goals-against average ranked third in the WHL, while his .915 save percentage was tied for third in the league...Named to the WHL Eastern Conference First All-Star Team...Led Calgary to the best record in the WHL (59-9-4)...Appeared in 18 playoff games with Calgary, posting a 14-4 record with a 1.86 goals-against average, .921 save percentage and two shutouts...His 1.86 goals-against average, 14 wins and two shutouts all ranked second among WHL playoff netminders...His .921 save percentage in the playoffs ranked third...Calgary lost to Kelowna in the WHL Finals...One of four goaltenders invited to attend Team Canada's National Junior Team Development Camp, which took place Aug. 5 - 10, 2009.

CAREER RECORD											
SEASON	TEAM	LEAGUE	REGULAR SEASON					PLAYOFFS			
			GP	MIN	W	L	OT GA	SO	GA	GP	MIN
2006-07	Calgary	WHL	18	1029	9	4	3	52	0	3	03
2007-08	Calgary	WHL	27	1529	18	8	1	54	1	2	12
2008-09	Calgary	WHL	55	3295	45	5	4	114	7	2	08



## KINGS PLAYERS IN THE SYSTEM



### DWIGHT KING


**Position:** Left Wing / **Shoots:** Left  
**Height:** 6-3 / **Weight:** 227  
**Age:** 20 (Turns 21 on July 5, 2010)  
**Birthplace:** Meadowlake, Saskatchewan (July 5, 1989)

**ACQUIRED BY KINGS:** Selected by the Kings in the fourth round (109th overall) in the 2007 NHL Entry Draft.

**2008-09:** Recorded 60 points (25-35=60) and 51 penalty minutes in 64 games with Lethbridge (WHL)...His 60 points and 35 assists ranked third on Lethbridge...His 25 goals ranked fourth on Lethbridge, while his eight power-play goals were second on the team...His four short-handed goals led Lethbridge and was tied for seventh most in the WHL...His plus-9 rating was tied for third on Lethbridge...Appeared in 11 playoff games with Lethbridge, recording eight points (1-7=8) and two penalty minutes...His eight playoff points were second on Lethbridge, while his seven playoff assists led the team...Signed by the Kings to a three-year entry-level contract on May 21, 2009.

#### CAREER RECORD

SEASON TEAM	LGE	REGULAR SEASON				PLAYOFFS			
		GP	G	A	PTS PIM	GP	G	A	PTS PIM
2004-05 Lethbridge	WHL	7	0	0	0 2	4	0	0	0 2
2005-06 Lethbridge	WHL	68	8	8	16 22	6	0	0	0 6
2006-07 Lethbridge	WHL	62	12	32	44 39				
2007-08 Lethbridge	WHL	72	34	35	69 56	19	8	6	14 12
2008-09 Lethbridge	WHL	64	25	35	60 51	11	1	7	8 2



### ANDREI LOKTIONOV

**Position:** Center / **Shoots:** Left  
**Height:** 5-10 / **Weight:** 179  
**Age:** 19 (Turns 20 on May 30, 2010)  
**Birthplace:** Voskresensk, Russia (May 30, 1990)

**ACQUIRED BY KINGS:** Selected by the Kings in the fifth round (123rd overall) in the 2008 NHL Entry Draft.

**2008-09:** Recorded 66 points (24-42=66), 16 penalty minutes and a plus-28 rating in 51 regular season games with Windsor (OHL)...His 66 points ranked fourth among OHL rookies, while his 24 goals ranked sixth and 42 assists ranked fifth among league freshman...Appeared in 20 playoff games, recording 33 points (11-22=33) and two penalty minutes, leading Windsor to the Memorial Cup Championship...His 33 points, 22 assists and four game-winning goals in the playoffs led OHL rookies (second overall)...His plus-18 rating in the playoffs led the OHL...His 11 goals in the playoffs tied for first among OHL rookies (fifth overall)...His 11 power-play assists in the playoffs tied for first among OHL rookies (tied for second overall)...His seven points (2-5=7) in six Memorial Cup games tied for fifth among all players in the tournament...Selected as the OHL Player of the Week on May 3, 2009 for recording five points (3-2=5) and a plus-5 rating in two games...The first Kings prospect to win the Memorial Cup since Petr Kanko in 2003.

#### CAREER RECORD

SEASON TEAM	LGE	REGULAR SEASON				PLAYOFFS			
		GP	G	A	PTS PIM	GP	G	A	PTS PIM
2005-06 Spartak Moscow 2	Russia3	4	1	1	2 2				
2006-07 Russia	VJ18-A	7	2	4	6 2				
2006-07 Yaroslavl 2	Russia3	31	7	21	28 26				
2007-08 Russia	VJ18-A	6	3	5	8 29				
2007-08 Yaroslavl	Russia	5	0	1	1 0	1	0	0	0 0
2008-09 Windsor	OHL	51	24	42	66 16	20	11	22	33 2



### ALEC MARTINEZ

**Position:** Defense / **Shoots:** Left  
**Height:** 6-1 / **Weight:** 208  
**Age:** 22 (Turns 23 on July 26, 2010)  
**Birthplace:** Rochester Hills, Mich. (July 26, 1987)

**ACQUIRED BY KINGS:** Selected by the Kings in the fourth round (95th overall) in the 2007 NHL Entry Draft.

**2008-09:** Recorded 23 points (8-15=23) and 42 penalty minutes in 72 games with Manchester (AHL)...His 72 games played tied for first among Manchester rookies...His eight goals, 15 assists and 23 points all tied for first among Manchester defensemen (tied for second overall among Manchester rookies)...His 23 points were tied for 14th among AHL rookie defensemen...His three power-play goals tied for first among Manchester defensemen and rookies...Had seven points (1-6=7) in seven-game span Feb. 8 to Feb. 21, 2009...Made professional debut Oct. 11, 2008 at Portland.

#### CAREER RECORD

SEASON TEAM	LGE	REGULAR SEASON				PLAYOFFS			
		GP	G	A	PTS PIM	GP	G	A	PTS PIM
2004-05 Cedar Rapids	USHL	58	10	11	21 30	11	1	2	3 8
2005-06 Miami (Ohio)	NCAA	39	3	8	11 31				
2006-07 Miami (Ohio)	NCAA	42	9	15	24 40				
2007-08 Miami (Ohio)	NCAA	42	9	23	32 42				
2008-09 Manchester	AHL	72	8	15	23 42				

## KINGS PLAYERS IN THE SYSTEM



### DAVID MECKLER

**Position:** Left Wing / **Shoots:** Right  
**Height:** 6-0 / **Weight:** 214  
**Age:** 22 (Turns 23 on July 9, 2010)  
**Birthplace:** Highland Park, Ill. (July 9, 1987)

**ACQUIRED BY KINGS:** Selected by the Kings in the fifth round (134th overall) in the 2006 NHL Entry Draft.

**2008-09:** Recorded 29 points (14-15=29) and 28 penalty minutes in 74 games with Manchester (AHL)...Had five multi-point games (one two-goal game, four games with one goal and one assist)...Had points in four of five games (2-4=6) Feb. 21 to March 1, 2009...Had points in five of six games (4-2=6) Oct. 17 to Oct. 29, 2008...Recorded two goals Oct. 29, 2008 vs. Lowell...Recorded eight shots on goal Oct. 17, 2008 at Lowell...Recorded at least one shot on goal in 64 of his 74 games (and in 40 of his first 41 games from Oct. 11, 2008 to Jan. 17, 2009).

#### CAREER RECORD

SEASON TEAM	LGE	REGULAR SEASON				PLAYOFFS			
		GP	G	A	PTS PIM	GP	G	A	PTS PIM
2002-03 Chicago	NAHL	56	7	15	22 48				
2003-04 Waterloo	USHL	56	9	8	17 43	10	3	1	4 4
2004-05 Waterloo	USHL	60	30	15	45 32	5	3	2	5 2
2005-06 Yale	NCAA	31	7	3	10 28				
2006-07 London	OHL	67	38	35	73 53	16	15	7	22 20
2007-08 Manchester	AHL	76	23	13	36 24	4	1	1	2 2
2008-09 Manchester	AHL	74	14	15	29 28				



### JURAJ MIKUS

**Position:** Center / **Shoots:** Right  
**Height:** 6-1 / **Weight:** 205  
**Age:** 22 (Turns 23 on Feb. 22, 2010)  
**Birthplace:** Skalica, Slovakia (Feb. 22, 1987)

**ACQUIRED BY KINGS:** Signed by the Kings as an unrestricted free agent on July 21, 2009.

**2008-09:** Recorded 90 points (31-59=90), 52 penalty minutes and a plus-58 rating in all 56 games for HK 36 Skalica of the Slovak Extraliga...His 59 assists led the team, while his 31 goals and 90 points finished second to teammate and former King Ziggy Palffy...Also skated with Team Slovakia at the 2009 World Championships, recording one point (0-1=1) and two penalty minutes in six games...It was his second straight appearance with Slovakia at the World Championships and fifth straight year he's represented his country internationally (U-18 WJC in 2005, WJC in 2006 and 2007).

#### CAREER RECORD

SEASON TEAM	LGE	REGULAR SEASON				PLAYOFFS			
		GP	G	A	PTS PIM	GP	G	A	PTS PIM
2003-04 HK 36 Skalica	SVK18-A	34	18	17	35 26	9	0	5	15 12
2003-04 HK 36 Skalica	SVK18-A	8	3	7	10 16				
2003-04 HK 36 Skalica	SVK	2	1	0	1 0	4	0	0	0 0
2004-05 HK 36 Skalica	SVK18-A	3	1	7	8 2				
2004-05 HK 36 Skalica	SVK18-A	30	17	18	35 40	6	5	3	8 10
2004-05 HK 36 Skalica	SVK	46	6	6	12 16				
2004-05 Slovakia	VJ18-A	6	0	7	7 12				
2005-06 HK 36 Skalica	SVK18-A	4	1	0	1 2	2	1	2	3 2
2005-06 HK 36 Skalica	SVK	47	4	7	11 56	7	2	1	3 14
2005-06 Slovakia	WJC-A	6	0	0	0 6				
2006-07 Chicoutimi	QMJHL	60	29	42	71 36	4	1	1	2 4
2006-07 Slovakia	WJC-A	6	5	1	6 0				
2007-08 HK 36 Skalica	SVK	54	21	22	43 52	13	8	5	13 36
2007-08 Slovakia	WCA	2	0	0	0 0				
2008-09 HK 36 Skalica	SVK	56	31	59	90 52				
2008-09 Slovakia	WCA	6	0	1	1 2				



### PATRICK MULLEN

**Position:** Defense / **Shoots:** Right  
**Height:** 6-0 / **Weight:** 181  
**Age:** 23 (Turns 24 on May 6, 2010)  
**Birthplace:** Pittsborough, Pa. (May 6, 1986)

**ACQUIRED BY KINGS:** Signed by the Kings as an unrestricted free agent on April 3, 2009.

**2008-09:** Recorded 25 points (4-21=25) and 39 penalty minutes in 38 games during his senior season at Denver University...His 21 assists were tied for fourth on the team while his 25 points set a collegiate career high...Helped Denver University to a 23-12-5 record and a berth in the NCAA Men's Ice Hockey Tournament (DU was eliminated in the first round)...Recorded 81 points (20-61=80) and 148 penalty minutes in 152 career games during his four-year career at Denver University, splitting time as a forward and defenseman.

#### CAREER RECORD

SEASON TEAM	LGE	REGULAR SEASON				PLAYOFFS			
		GP	G	A	PTS PIM	GP	G	A	PTS PIM
2004-05 Sioux Falls	USHL	60	14	23	37 8				
2005-06 U. of Denver	NCAA	37	7	10	17 24				
2006-07 U. of Denver	NCAA	37	5	12	17 20				
2007-08 U. of Denver	NCAA	40	4	18	22 65				
2008-09 U. of Denver	NCAA	38	4	21	25 39				





## KINGS PLAYERS IN THE SYSTEM




### BRADY MURRAY

**Position:** Left Wing / **Shoots:** Left  
**Height:** 5-9 / **Weight:** 185  
**Age:** 25 (Turns 26 on Aug. 17, 2010)  
**Birthplace:** Brandon, Manitoba (August 17, 1984)

**ACQUIRED BY KINGS:** Selected by the Kings in the fifth round (152nd overall) in the 2003 NHL Entry Draft.

**2008-09:** Recorded 41 points (26-15=41) and 26 penalty minutes in 36 regular season games for HC Lugano of the Swiss National League A after being loaned there by the Kings...His 26 goals led Lugano, while his 41 points ranked fourth on the team...His plus-7 rating ranked third on the team... Appeared in seven playoff games with Lugano, recording four points (1-3=4) and zero penalty minutes.

CAREER RECORD												
SEASON	TEAM	LGE	REGULAR SEASON				PLAYOFFS					
			GP	G	A	PTS	PIM	GP	G	A	PTS	PIM
2001-02	Shattuck St. Mary's	MNHL	65	58	84	142	50					
2002-03	Salmon Arm	BCHL	59	42	59	101	30					
2003-04	U. of North Dakota	NCAA	37	19	27	46	32					
2003-04	U.S.A.	WU-CA	6	2	0	2	0					
2004-05	U. of North Dakota	NCAA	25	8	12	20	22					
2005-06	Rapperswil-Jona	Swiss	36	3	9	12	26	10	3	2	5	10
2006-07	Rapperswil-Jona	Swiss	38	12	20	32	38					
2007-08	Kings	NHL	4	1	0	1	6					
2007-08	Manchester	AHL	58	14	13	27	50	4	1	0	1	2
2008-09	Lugano	Swiss	36	26	15	41	26	7	1	3	4	0
NHL Totals			4	1	0	1	6					
KINGS Totals			4	1	0	1	6					



### SCOTT PARSE

**Position:** Right Wing / **Shoots:** Right  
**Height:** 5-11 / **Weight:** 197  
**Age:** 25 (Turns 26 on Sept. 5, 2010)  
**Birthplace:** Portage, Mich. (Sept. 5, 1984)

**ACQUIRED BY KINGS:** Selected by the Kings in the sixth round (174th overall) in the 2004 NHL Entry Draft.

**2008-09:** Recorded 39 points (15-24=39) and 38 penalty minutes in 74 games with Manchester (AHL)...His 39 points was fifth on Manchester, while his 15 goals was tied for fourth on the team...His plus-6 rating ranked second Manchester...Had season-high five-game point streak (1-5=6), which lasted from March 8 to March 20, 2009...Had five points (4-1=5) in three-game span from Jan. 30 to Feb. 4, 2009...Had back-to-back multi-point games Jan. 30 and Jan. 31, 2009 and Feb. 14 and Feb. 16, 2009...Recorded season-high three points (1-2=3) Nov. 25, 2008 at Lowell.

CAREER RECORD												
SEASON	TEAM	LGE	REGULAR SEASON				PLAYOFFS					
			GP	G	A	PTS	PIM	GP	G	A	PTS	PIM
2002-03	Tri-City	USHL	48	21	23	44	32	3	2	1	3	8
2003-04	U. of Nebraska-Omaha	NCAA	39	16	19	35	52					
2004-05	U. of Nebraska-Omaha	NCAA	39	19	30	49	32					
2005-06	U. of Nebraska-Omaha	NCAA	41	20	41	61	40					
2006-07	U. of Nebraska-Omaha	NCAA	40	24	28	52	36					
2006-07	Grand Rapids	AHL	10	2	5	7	6	7	1	0	1	8
2007-08	Manchester	AHL	14	0	3	3	4					
2007-08	Reading	ECHL	18	5	11	16	14					
2008-09	Manchester	AHL	74	15	24	39	38					



### JOE PISKULA

**Position:** Defense / **Shoots:** Left  
**Height:** 6-3 / **Weight:** 208  
**Age:** 25 (Turns 26 on July 5, 2010)  
**Birthplace:** Antigo, Wis. (July 5, 1984)

**ACQUIRED BY KINGS:** Signed by the Kings as an unrestricted free agent on March 21, 2007.

**2008-09:** Recorded 12 points (0-12=12) and 40 penalty minutes in 67 games with Manchester (AHL)...Led Manchester with a plus-11 rating...Had a plus-5 rating in four-game span from Dec. 26 to Dec. 31, 2008...Was a plus-1 in five straight games from Nov. 19 to Nov. 28, 2008.

CAREER RECORD												
SEASON	TEAM	LGE	REGULAR SEASON				PLAYOFFS					
			GP	G	A	PTS	PIM	GP	G	A	PTS	PIM
2002-03	Chicago	USHL	13	0	0	0	18					
2002-03	Des Moines	USHL	32	2	6	8	18	4	0	1	1	4
2003-04	Des Moines	USHL	58	2	4	6	68	3	0	1	1	0
2004-05	U. of Wisconsin	NCAA	40	0	6	6	24					
2005-06	U. of Wisconsin	NCAA	34	2	9	11	22					
2006-07	U. of Wisconsin	NCAA	38	1	4	5	34					
2006-07	Kings	NHL	5	0	0	0	6					
2007-08	Manchester	AHL	55	0	6	6	57	4	0	0	0	4
2008-09	Manchester	AHL	67	0	12	12	40					
NHL Totals			5	0	0	0	6					
KINGS Totals			5	0	0	0	6					

## KINGS PLAYERS IN THE SYSTEM



### BRANDON SEGAL

**Position:** Right Wing / **Shoots:** Right  
**Height:** 6-2 / **Weight:** 209  
**Age:** 26 (Turns 27 on July 12, 2010)  
**Birthplace:** Richmond, B.C. (July 12, 1983)

**ACQUIRED BY KINGS:** Signed by the Kings as an unrestricted free agent on July 13, 2009.

**2008-09:** Recorded 52 points (26-26=52) and 95 penalty minutes in 69 games with Norfolk (AHL)...His 52 points ranked fourth on Norfolk, while his 26 goals were second and 26 assists were tied for third on the team...His two short-handed goals was tied for first on Norfolk...Named to the 2009 Canadian AHL All-Star Team Jan. 6, 2009 and recorded one assist in the game (Jan. 26, 2009 in Worcester)...Had 12 multi-point games during the season...Recorded a hat trick April 10, 2009 at Binghamton...Recorded three points (1-2=3) Dec. 12, 2008 vs. Bridgeport...Had a five-game goal streak (8g), which lasted from Feb. 14 to Feb. 20, 2009...Had a five-game point streak (3-4=7), which lasted from Oct. 10 to Oct. 24, 2008...Made NHL debut with the Tampa Bay Lightning March 3, 2009 vs. Pittsburgh...Recorded zero points and zero penalty minutes in two games with Tampa Bay.

CAREER RECORD												
SEASON	TEAM	LGE	REGULAR SEASON				PLAYOFFS					
			GP	G	A	PTS	PIM	GP	G	A	PTS	PIM
1999-00	Calgary	WHL	44	2	6	8	76	13	1	1	2	13
2000-01	Calgary	WHL	72	16	11	27	103	12	1	1	2	17
2001-02	Calgary	WHL	71	43	40	83	122	7	1	4	5	16
2002-03	Calgary	WHL	71	31	27	58	104	5	2	2	4	4
2003-04	Calgary	WHL	28	18	12	30	29					
2003-04	Milwaukee	AHL	44	11	10	21	54	13	2	1	3	21
2004-05	Milwaukee	AHL	59	7	8	15	45	3	1	0	1	11
2004-05	Rockford	UHL	10	5	4	9	27	11	11	5	16	10
2005-06	Milwaukee	AHL	79	18	15	33	124	21	1	2	3	16
2006-07	Milwaukee	AHL	77	20	9	29	84	4	1	0	1	2
2007-08	Portland	AHL	54	5	9	14	46					
2007-08	Norfolk	AHL	22	7	6	13	25					
2008-09	Norfolk	AHL	69	26	26	52	95					
2008-09	Lightning	NHL	2	0	0	0	0					
NHL Totals			2	0	0	0	0					



### COLTEN TEUBERT

**Position:** Defense / **Shoots:** Right  
**Height:** 6-4 / **Weight:** 194  
**Age:** 19 (Turns 20 on March 8, 2010)  
**Birthplace:** White Rock, B.C. (March 8, 1990)

**ACQUIRED BY KINGS:** Selected by the Kings in the first round (13th overall) in the 2008 NHL Entry Draft.

**2008-09:** Recorded 37 points (12-25=37) and 136 penalty minutes in 60 games with Regina (WHL)...His 136 penalty minutes ranked second on Regina (Tied for 19th in the WHL)...His 12 goals, 25 assists and 37 points all ranked second among Regina defensemen...His 37 points was tied for 17th among WHL Eastern Conference defensemen...His plus-9 rating led Regina defensemen and was tied for third overall on the team...Assigned to Ontario (ECHL) on March 20, 2009 after Regina's season was finished...Recorded one point (0-1=1) and 10 penalty minutes in eight regular season games with Ontario...Made pro debut with Ontario March 20, 2009 at Las Vegas...Appeared in six playoff games with Ontario, recording one point (0-1=1) and 19 penalty minutes in six games...His 19 playoff penalty minutes led Ontario...Earned a gold medal with Team Canada at the 2009 World Junior Championships, recording zero points and four penalty minutes in six games as Canada went a perfect 6-0 in the tournament...One of two Kings on Team Canada's roster - joining Thomas Hickey (defenseman)...The Kings were the only NHL team to have two defensemen on Team Canada's roster and one of four NHL teams to have two players on the Canadian roster...The Kings had a total of four players/prospects participate at the 2009 WJC (Oscar Moller - Team Sweden and Viatcheslav Voynov - Team Russia).

CAREER RECORD												
SEASON	TEAM	LGE	REGULAR SEASON				PLAYOFFS					
			GP	G	A	PTS	PIM	GP	G	A	PTS	PIM
2005-06	Regina	WHL	14	0	2	2	16	6	0	1	1	4
2006-07	Regina	WHL	63	3	8	11	91	10	0	1	1	13
2007-08	Regina	WHL	66	7	16	23	135	6	1	4	5	6
2007-08	Canada	WJ18-A	7	0	1	1	30					
2008-09	Regina	WHL	60	12	25	37	136					
2008-09	Ontario	ECHL	8	0	1	1	10	6	0	1	1	19
2008-09	Canada	WJCA	6	0	0	0	4					



## KINGS PLAYERS IN THE SYSTEM




### VIATCHESLAV VOYNOV

**Position:** Defense / **Shoots:** Right  
**Height:** 5-11 / **Weight:** 202  
**Age:** 19 (Turns 20 on Jan. 15, 2010)  
**Birthplace:** Chelyabinsk, Russia  
 (Jan. 15, 1990)

**ACQUIRED BY KINGS:** Selected by the Kings in the second round (32nd overall) in the 2008 NHL Entry Draft.

**2008-09:** Recorded 23 points (8-15=23) and 46 penalty minutes in 61 games with Manchester (AHL)...His eight goals, 15 assists and 23 points all tied for first among Manchester defensemen (tied for second overall among Manchester rookies)...His 23 points were tied for 14th among AHL rookie defensemen...His three power-play goals tied for first among Manchester defensemen and rookies...Made professional debut Oct. 11, 2008 at Portland...Earned a bronze medal with Team Russia at the 2009 World Junior Championships, recording four points (1-3=4) and zero penalty minutes in seven games...Was an alternate captain for the team...Voynov's second straight bronze medal at the WJC.

CAREER RECORD												
SEASON	TEAM	LGE	REGULAR SEASON					PLAYOFFS				
			GP	G	A	PTS	PIM	GP	G	A	PTS	PIM
2005-06	Traktor-2 Chelyabinsk	Russia3	2	0	0	0	0					
2006-07	Russia	WJ18-A	7	1	4	5	2					
2006-07	Russia	WJC-A	6	1	0	1	0					
2006-07	Traktor Chelyabinsk	Russia3	1	0	0	0	12					
2007-08	Russia	WJ18-A	6	1	4	5	2					
2007-08	Russia	WJC-A	7	0	1	1	0					
2007-08	Traktor-2 Chelyabinsk	Russia3	2	1	0	1	0					
2007-08	Traktor Chelyabinsk	Russia3	6	1	3	4	20	2	0	0	0	0
2008-09	Manchester Monarchs	AHL	61	8	15	23	46					
2008-09	Russia	WJC-A	7	1	3	4	0					



### JEFF ZATKOFF

**Position:** Goal / **Catches:** Left  
**Height:** 6-2 / **Weight:** 169  
**Age:** 22 (Turns 23 on June 9, 2010)  
**Birthplace:** Detroit, Mich.  
 (June 9, 1987)

**ACQUIRED BY KINGS:** Selected by the Kings in the third round (74th overall) in the 2006 NHL Entry Draft.

**2008-09:** Recorded a 17-15-3 record with a 2.97 goals-against average, .915 save percentage and one shutout in 37 regular season appearances with Ontario (ECHL)...Among ECHL rookie goaltenders, his 17 wins was tied for seventh, 2.97 goals-against average was eighth and .915 save percentage was tied for fifth...Recorded his first professional shutout Dec. 15, 2008 at Las Vegas...Named ECHL Rookie of the Month for October 2009 after posting a 4-1-0 record with a 2.20 goals-against average and .935 save percentage in five games...Named ECHL Goaltender of the Week Oct. 28, 2008 after posting a 2-0-0 record with a 1.50 goals-against average and .954 save percentage in two games...Made his professional debut Oct. 18, 2008 at Bakersfield...Appeared in seven playoff games for Ontario, posting a 3-4 record with a 3.73 goals-against average and .872 save percentage...Appeared in three regular season games for Manchester (AHL), posting a 1-2-0 record with a 2.31 goals-against average and .918 save percentage.

CAREER RECORD																	
SEASON	TEAM	LEAGUE	REGULAR SEASON									PLAYOFFS					
			GP	MIN	W	L	OT	GA	SO	GAA	GP	MIN	W	L	GA	SO	GAA
2004-05	Soo City	USHL	24	1271	13	6	3	54	1	2.55	2	68	0	0	10	0	8.88
2005-06	Miami (Ohio)	NCAA	20	1217	14	5	1	41	3	2.02	8						
2006-07	Miami (Ohio)	NCAA	26	1542	14	8	3	58	1	2.26							
2006-07	U.S.A.	WJC-A	2	122	0	2	0	7	0	3.46							
2007-08	Miami (Ohio)	NCAA	36	2161	27	8	1	62	3	1.72							
2008-09	Manchester	AHL	3	182	1	2	0	7	0	2.31							
2008-09	Ontario	ECHL	37	2164	17	15	3	107	1	2.97	7	418	3	4	26	0	3.73



## KINGS PROSPECTS

### NICLAS ANDERSEN


Defense/Shoots Left  
 6-1 207  
 April 28, 1988 / Grums, Sweden  
 Kings' 6th choice, 4th round (114th overall)  
 2006 NHL Entry Draft



SEASON	TEAM	LGE	REGULAR SEASON					PLAYOFFS				
			GP	G	A	PTS	PIM	GP	G	A	PTS	PIM
2004-05	Leksands	Swe-U20	26	3	2	5	91	5	0	2	2	2
2004-05	Sweden	WJ18-A	7	0	0	0	12					
2005-06	Leksands	Swe-U18	3	0	3	3	8	2	0	0	0	10
2005-06	Leksands	Swe-U20	36	5	6	11	214					
2005-06	Leksands	SEL	8	0	0	0	8					
2005-06	Leksands	Swe-1	0	0	0	0	0	3	0	0	0	2
2005-06	Sweden	WJ18-A	6	1	1	2	14					
2006-07	Leksands	Swe-U20	4	1	1	2	47					
2006-07	Leksands	Swe-1	29	0	3	3	26	6	0	2	2	12
2007-08	Bynas	Swe-U20	5	0	1	1	35					
2007-08	Bynas	SEL	38	0	3	3	26					
2007-08	Bynas	Swe-1	0	0	0	0	0	10	1	2	3	10
2007-08	AIK	Swe-1	3	1	1	2	2					
2007-08	Sweden	WJC-A	6	0	2	2	6					
2008-09	Bynas	SEL	55	0	8	8	60	4	0	0	0	4

### KYLE CLIFFORD

Left Wing/Shoots Left  
 6-2 208  
 Jan. 13, 1991 / Ayr, Ontario  
 Kings' 2nd choice, 2nd round (35th overall)  
 2009 NHL Entry Draft



SEASON	TEAM	LGE	REGULAR SEASON					PLAYOFFS				
			GP	G	A	PTS	PIM	GP	G	A	PTS	PIM
2007-08	Barrie	OHL	66	1	14	15	83	9	0	1	1	4
2008-09	Barrie	OHL	60	16	12	28	133	5	0	0	0	13

### ROBERT CZARNIK


Center/Shoots Right  
 6-0 178  
 Jan. 25, 1990 / Detroit, Mich.  
 Kings' 4th choice, 3rd round (63rd overall)  
 2008 NHL Entry Draft



SEASON	TEAM	LGE	REGULAR SEASON					PLAYOFFS				
			GP	G	A	PTS	PIM	GP	G	A	PTS	PIM
2006-07	U.S. U-18	NAHL	46	7	10	17	46					
2007-08	U.S. U-18	USDP	49	15	15	30	28					
2007-08	United States	WJ18-A	7	3	5	8	10					
2008-09	U. of Michigan	NCAA	39	5	11	16	32					

### JEAN-FRANCOIS BERUBE

Goalie/Catches Left  
 6-1 165  
 July 13, 1991 / Repentigny, Quebec  
 Kings' 4th choice, 4th round (95th overall)  
 2009 NHL Entry Draft



SEASON	TEAM	LGE	REGULAR SEASON									PLAYOFFS				
			GP	MIN	W	L	OT	GA	SO	GAA	GP	MIN	W	L	GA	SO
2008-09	Montreal Jr	QMJHL	20	1059	6	7	2	51	1	2.89	1	20	0	0	1	0

### CONSTANTIN BRAUN

Defense/Shoots Left  
 6-3 198  
 March 11, 1988 / Lampertheim, Germany  
 Kings' 9th choice, 6th round (164th overall)  
 2006 NHL Entry Draft



SEASON	TEAM	LGE	REGULAR SEASON					PLAYOFFS				
			GP	G	A	PTS	PIM	GP	G	A	PTS	PIM
2003-04	Mannheim	GerJr.	30	12	5	17	42					
2004-05	Esbarn	GerJr.	30	14	20	34	125	6	4	5	9	16
2004-05	Germany	WJ18-A	6	1	2	3	12					
2005-06	Esbarn	DEL	6	0	0	0	0					
2005-06	Esbarn	GerJr.	31	21	14	35	48	1	1	0	1	6
2005-06	Germany	WJ18-A	6	2	4	6	4					
2006-07	Esbarn	DEL	34	1	3	4		14				
2006-07	Esbarn	GerJr.	12	6	4	10	37					
2006-07	Germany	WJC-A	6	1	0	1	18					
2007-08	Esbarn	DEL	50	4	7	11	32	14	3	7	10	2
2007-08	Germany	WJC-B	5	4	2	6	8					
2008-09	Esbarn	DEL	43	6	9	15	20	12	0	2	2	2
2008-09	Esbarn	GerJr.	2	1	4	5	2					
2008-09	Esbarn	EuroCup	3	0	0	0	12					

### NIC DOWD

Center/Shoots Right  
 6-1 175  
 May 27, 1990 / Huntsville, Ala.  
 Kings' 10th choice, 7th round (198th overall)  
 2009 NHL Entry Draft



SEASON	TEAM	LGE	REGULAR SEASON					PLAYOFFS				
			GP	G	A	PTS	PIM	GP	G	A	PTS	PIM
2007-08	Rouyn-Noranda	QMJHL	42	2	7	9	38	4	0	0	0	0
2008-09	Rouyn-Noranda	QMJHL	68	11	19	30	80					





## KINGS PROSPECTS

### JOHAN FRANSSON

Defense/Shoots Left  
6-1 183  
Feb. 18, 1985 / Kalix, Sweden  
Trade with Dallas  
Feb. 27, 2007



SEASON	TEAM	LGE	REGULAR SEASON					PLAYOFFS				
			GP	G	A	PTS	PIM	GP	G	A	PTS	PIM
2000-01	Kalix	SEL	19	0	6	6	8					
2001-02	Lulea	SweU18	2	2	0	2	0					
2001-02	Lulea	SweU20	29	4	4	8	28					
2002-03	Lulea	SweU18	2	0	0	0	2					
2002-03	Lulea	SweU20	22	2	4	6	65					
2002-03	Lulea	SEL	3	0	0	0	0					
2003-04	Lulea	SweU20	5	0	2	2	0					
2003-04	Lulea	SEL	44	3	3	6	28	2	0	0	0	4
2003-04	Sweden	WJCA	6	3	0	3	2					
2004-05	Lulea	SweU20	1	1	1	2	0	7	1	2	3	4
2004-05	Lulea	SEL	43	1	6	7	30	3	0	0	0	0
2004-05	Sweden	WJCA	6	0	0	0	12					
2005-06	Lulea	SEL	50	3	5	8	74	6	1	1	2	6
2006-07	Frolunda	SEL	35	0	6	18						
2006-07	Assat	PNL	6	0	1	1	2					
2006-07	Linköping	SEL	8	0	0	0	4	15	0	0	0	2
2007-08	Linköping	SEL	48	5	9	14	24	16	0	5	5	16
2008-09	Linköping	SEL	40	3	7	10	24	4	1	0	1	0
2008-09	Lugano	SwissA	7	2	3	5	2					

### DAVID KOLOMATIS

Defense/Shoots Right  
5-11 189  
Feb. 25, 1989 / Livingston, N.J.  
Kings' 6th choice, 5th round (126th overall)  
2009 NHL Entry Draft



SEASON	TEAM	LGE	REGULAR SEASON					PLAYOFFS				
			GP	G	A	PTS	PIM	GP	G	A	PTS	PIM
2005-06	U.S. U-18	NAHL	16	1	0	1	4					
2006-07	Owen Sound	OHL	67	4	16	20	54	4	0	0	0	0
2007-08	Owen Sound	OHL	68	9	36	45	68					
2008-09	Owen Sound	OHL	63	18	28	46	52	4	2	2	4	0
2008-09	Providence	AHL	4	0	0	0	0	16	0	1	1	2

### BRANDON KOZUN

Right Wing/Shoots Right  
5-8 155  
March 8, 1990 / Los Angeles, Calif.  
Kings' 8th choice, 6th round (179th overall)  
2009 NHL Entry Draft



SEASON	TEAM	LGE	REGULAR SEASON					PLAYOFFS				
			GP	G	A	PTS	PIM	GP	G	A	PTS	PIM
2006-07	Calgary	AJHL	39	20	22	42	38					
2006-07	Calgary	WHL	11	1	1	2	4					
2007-08	Calgary	WHL	69	19	34	53	46	16	4	14	18	6
2008-09	Calgary	WHL	72	40	68	108	58	18	7	12	19	8

### JORDAN NOLAN


Center/Shoots Left  
6-3 215  
June 23, 1989 / St. Catharines, Ontario  
Kings' 9th choice, 7th round (186th overall)  
2009 NHL Entry Draft



SEASON	TEAM	LGE	REGULAR SEASON					PLAYOFFS				
			GP	G	A	PTS	PIM	GP	G	A	PTS	PIM
2005-06	Erie	OHL	33	3	4	7	20					
2006-07	Windsor	OHL	60	11	16	27	100					
2007-08	Windsor	OHL	62	13	14	27	69	5	3	0	3	2
2008-09	Sault Ste. Marie	OHL	64	16	27	43	158					

### MARTIN NOLET

Defense/Shoots Right  
6-3 209  
Oct. 2, 1986 / Quebec City, Quebec  
Kings' 8th choice, 5th round (144th overall)  
2006 NHL Entry Draft



SEASON	TEAM	LGE	REGULAR SEASON					PLAYOFFS				
			GP	G	A	PTS	PIM	GP	G	A	PTS	PIM
2004-05	College Champlain	QJHL	43	4	23	27	97					
2005-06	College Champlain	QJHL	19	5	7	12	26					
2006-07	UMass-Amherst	NCAA	32	1	3	4	35					
2007-08	UMass-Amherst	NCAA	31	2	4	6	53					
2008-09	UMass-Amherst	NCAA	38	2	7	9	84					

### MICHAEL PELECH

Forward/Shoots Left  
6-3 203  
Oct. 6, 1989 / Toronto, Ontario  
Kings' 7th choice, 6th round (156th overall)  
2009 NHL Entry Draft



SEASON	TEAM	LGE	REGULAR SEASON					PLAYOFFS				
			GP	G	A	PTS	PIM	GP	G	A	PTS	PIM
2004-05	St. Michael's	OPJHL	47	12	25	37	22					
2005-06	Kitchener	OHL	48	3	6	9	32	2	0	0	0	0
2006-07	Toronto	OHL	65	12	35	47	54					
2007-08	Mississauga	OHL	68	17	32	49	72	4	1	1	2	6
2008-09	Mississauga	OHL	68	19	46	65	121	11	4	9	13	23

### GARRETT ROE

Left Wing/Shoots Left  
5-8 162  
Feb. 22, 1988 / Vienna, Va.  
Kings' 9th choice, 7th round (183rd overall)  
2008 NHL Entry Draft



SEASON	TEAM	LGE	REGULAR SEASON					PLAYOFFS				
			GP	G	A	PTS	PIM	GP	G	A	PTS	PIM
2004-05	Indiana	USHL	49	6	15	21	62	3	0	3	3	4
2005-06	Indiana	USHL	49	21	32	53	93	2	3	0	3	0
2006-07	Indiana	USHL	57	24	39	63	143	6	3	10	13	8
2007-08	St. Cloud State	NCAA	39	18	27	45	55					
2008-09	St. Cloud State	NCAA	38	17	31	48	72					

## KINGS PROSPECTS

### BRAYDEN SCHENN

Center/Shoots Left  
6-1 192  
Aug. 22, 1991 / Saskatoon, Saskatchewan  
Kings' 1st choice, 1st round (5th overall)  
2009 NHL Entry Draft



SEASON	TEAM	LGE	REGULAR SEASON					PLAYOFFS				
			GP	G	A	PTS	PIM	GP	G	A	PTS	PIM
2007-08	Wheat Kings	WHL	66	28	43	71	48	6	2	1	3	14
2008-09	Wheat Kings	WHL	70	32	56	88	82	12	8	10	18	12

### JOSHUA TURNBULL

Center/Shoots Right  
5-10 172  
July 12, 1988 / Hayward, Wis.  
Kings' 8th choice, 5th round (137th overall)  
2007 NHL Entry Draft



SEASON	TEAM	LGE	REGULAR SEASON					PLAYOFFS				
			GP	G	A	PTS	PIM	GP	G	A	PTS	PIM
2006-07	Waterloo	USHL	60	25	29	54	66	9	3	1	4	12
2007-08	U. of Wisconsin	NCAA	37	4	7	11	44					
2008-09	U. of Wisconsin	NCAA	24	4	2	6	26					

### LINDEN VEY

Right Wing/Shoots Right  
6-0 189  
July 17, 1991 / Wakaw, Saskatchewan  
Kings' 5th choice, 4th round (96th overall)  
2009 NHL Entry Draft



SEASON	TEAM	LGE	REGULAR SEASON					PLAYOFFS				
			GP	G	A	PTS	PIM	GP	G	A	PTS	PIM
2006-07	Medicine Hat	WHL	2	0	0	0	2					
2007-08	Medicine Hat	WHL	48	8	9	17	21	5	0	1	1	2
2008-09	Medicine Hat	WHL	71	24	48	72	20	11	2	5	7	2

### GEORDIE WUDRICK

Left Wing/Shoots Left  
6-3 213  
April 9, 1990 / New Westminster, B.C.  
Kings' 6th choice, 3rd round (88th overall)  
2008 NHL Entry Draft



SEASON	TEAM	LGE	REGULAR SEASON					PLAYOFFS				
			GP	G	A	PTS	PIM	GP	G	A	PTS	PIM
2005-06	Swift Current Broncos	WHL	14	0	1	1	4	4	0	0	0	2
2006-07	Swift Current Broncos	WHL	67	13	11	24	60	6	1	1	2	4
2007-08	Swift Current Broncos	WHL	66	20	24	44	72	12	5	2	7	12
2008-09	Swift Current Broncos	WHL	69	35	22	57	77	7	0	2	2	6





## KINGS 2009 NHL ENTRY DRAFT SELECTIONS

RD/PICK	PLAYER	POS	HT	WT	AGE	2007-08 (CLUB)	GP	G	A	PTS	PIM
1/5th	SCHENN, Brayden	C	6-1	192	18	Brandon (WHL)	70	32	56	88	82
2/35th	CLIFFORD, Kyle	LW	6-2	208	18	Barrie (OHL)	60	16	12	28	133
3/84th	DESLAURIERS, Nicolas	D	6-0	196	18	Rouyn-Noranda (QMJHL)	68	11	19	30	80
4/96th	VEY, Linden	RW	6-0	189	18	Medicine Hat (WHL)	71	24	48	72	20
5/126th	KOLOMATIS, David	D	5-11	189	20	Owen Sound (OHL)	63	18	28	46	52
						Providence (AHL)	4	0	0	0	0
6/156th	PELECH, Michael	F	6-3	203	19	Mississauga (OHL)	68	19	46	65	121
6/179th	KOZUN, Brandon	RW	5-8	155	19	Calgary (WHL)	72	40	68	108	58
7/186th	NOLAN, Jordan	C	6-3	215	20	Sault Ste. Marie (OHL)	64	16	27	43	158
7/198th	DOWD, Nic	C	6-1	175	19	Wenatchee (NAHL)	43	16	33	49	71

RD/PICK	GOALTENDER	POS	HT	WT	AGE	2008-09 (CLUB)	GP	W	L	OT	GAA
4/95th	BERUBE, Jean-Francois	G	6-1	165	18	Montreal (QMJHL)	20	6	7	2	2.66



The Kings selected Brayden Schenn fifth overall on June 26, 2009

## GREAT KINGS MOMENTS IN STAPLES CENTER HISTORY



**January 20, 2007 –**  
The Kings retired  
Luc Robitaille's  
popular No. 20 jersey  
in a special pre-game  
ceremony.

IN THE COMMUNITY





# KINGS IN THE COMMUNITY

The LA Kings are proud to be an integral part of the Los Angeles community both on and off the ice. LA Kings community outreach is focused on enhancing educational, recreational and health-related programming for the youth of Greater Los Angeles. LA Kings Players and members of the LA Kings family actively work with local organizations and community groups to increase awareness and raise funds to support the team's signature initiatives.

## Education

### Royal Readers

The LA Kings know the importance of reading and the positive impact it has on our children. Royal Readers is designed to encourage students to read outside of the classroom by awarding prizes to those who have read the most books successfully. An entire school, individual classroom or student can get involved as Bailey and Kings players make surprise visits to provide additional encouragement.

### Storytime with the Kings

The LA Kings partnered with several local libraries to host a special storytime. Kings Players, Alumni and Bailey stopped by to promote the importance of reading and teach the basics of hockey.

### Michael Jund Sports Media Scholarship Award

The Los Angeles Kings lost a special friend on May 31, 1998 when Kings Media Relations Assistant Michael Jund passed away due to a heart condition at the age of 22. In Michael's honor, the Michael Jund Sports Media Scholarship is awarded each year to a college student with strong technical knowledge of sports, superior media/public relations writing and communication skills, dedication to the job and an ever-present positive attitude.

## Recreation

### LA Kings Build A Playground!

The LA Kings know that kids who are active are healthier, happier and perform better in school. That's why the LA Kings partnered with KaBoom!, a national non-profit organization that envisions a great place to play within walking distance of every child in America to build a playground at the Los Cerritos YMCA in Bellflower, CA. Together we created a safe and accessible playground that will benefit hundreds of children for years to come.

### LA Kings Cool Schools

The LA Kings Cool School program promotes the sport of hockey and fitness in elementary and middle schools. Kings Alumni, Players and Chariot Staff pay a day-long visit to each Cool School and conduct street hockey clinics and games during gym class. For more information please contact [kingsfandevlopment@lakings.com](mailto:kingsfandevlopment@lakings.com).

### I.C.E.

LA Kings Improving the Community and Environment employee volunteer program encourages front office staff to give back to the community through the gift of time. On a monthly basis, members of the LA Kings family spend a portion of the day completing various community outreach activities including serving meals to the homeless at the Midnight Mission, cleaning beaches with Heal the Bay and assembling grocery kits at the Los Angeles Regional Foodbank.

## Health-Related Causes

### Childrens Hospital Los Angeles

The LA Kings are proud to support Childrens Hospital Los Angeles (CHLA). Every season, the team visits over 400 pediatric patients and spreads a little cheer by playing games, taking photos and signing autographs. Additionally, the LA Kings are proud to support various CHLA events throughout the year including the annual radiothon and holiday gift wrap party.

### Hockey Fights Cancer

The LA Kings are committed to the NHL's Hockey Fights Cancer initiative and are excited to continue its partnership with the Leukemia & Lymphoma Society of Greater Los Angeles through its Pennies for Patients Program and Light the Night Walk. Additionally the Kings are proud to support the Children's Cancer Research Fund and its mission to support clinical research for pediatric cancer.

### Star of the Month

Continuing its relationship with the Make-A-Wish Foundation of Greater Los Angeles, the Kings are proud to host wish children and their families at various home games. Guests are given the "Royal Treatment" as they dine in the exclusive San Manuel Club, watch warm ups from the penalty box and take part in post game meet and greets.



## Kings Care Foundation

The LA Kings award-winning children's charity provides in-kind and monetary support for the Los Angeles community. Since its inception in 1996, the Foundation has contributed over \$5 million to local charities supporting youth causes thanks to private donors and fundraising efforts which include:

### LA Kings Bud Light Golf Tournament

Each year, fans hit the links with Kings Players, Coaches, Broadcasters and Alumni at the Annual golf tournament held at the Pacific Palms Conference Resort in Industry Hills. A signature fundraiser for the Kings Care Foundation, the tournament features exclusive amenities including gift bags, prizes at every hole and a "Kings Sports Lounge."

### Tip-A-King

The single largest fundraiser for the Kings Care Foundation has raised over \$5 million to support local children's charities. All Players, Coaches, Broadcasters and Alumni are on hand to receive tips for autograph and photo opportunities from their loyal fans. The fun-filled event also features exclusive Live and Silent Auction opportunities as well as Golden Puck and Mystery Envelope opportunity drawings.

### Kings Camp

Taking place at the team's training facility, the Toyota Sports Center, this annual ice hockey camp is dedicated to teaching kids how to put the fun in the fundamentals of hockey. Each summer participants from 5-13 take the ice alongside Players and Alumni to complete drills that stress the basics of hockey and teamwork.

### Game-Night Silent Auctions

Visit the Kings Care booth located across aisle 102 on the main concourse to purchase Kings specialty items and to place your bid on the opportunity to win autographed memorabilia including jerseys, game-used equipment and one-of-a-kind experiences.

### In-Arena Messaging

Want to make your next LA Kings game extra special? Arrange for an in-arena message to run on the Diamond Vision Screen. Birthday, Anniversary, Welcome and Marriage Proposals are all available for a monetary donation. For more information please contact [kingscare@lakings.com](mailto:kingscare@lakings.com).

### Kings Care Charitable Giving

Throughout the year, the LA Kings donate approximately a half million dollars in in-kind and monetary donations to charitable organizations. The Kings look at this as a special opportunity for our team to support those working to make a difference in the lives of others. Donations range from funding to tickets and autographed memorabilia.


### Los Angeles Kings Booster Club

The Los Angeles Kings Booster Club (LAKBC) – a loyal club of members worldwide who have established themselves as the supporting "team" of the Kings – is the OFFICIAL FAN CLUB OF THE LOS ANGELES KINGS.

The LAKBC hosts several exciting events throughout the season and volunteers for many Kings events, including Holiday Toy and Food Drives, the annual 5K Run/Walk, the Kings Bud Light Golf Tournament and Tip-A-King. During the 2008-09 season, more than 900 volunteer hours were directed toward numerous charity events.

The hockey season is highlighted with monthly meetings with special guests from the Kings organization stemming from the Kings roster, coaches and front office staff. Past guests have included Luc Robitaille, Jarret Stoll, Sean O'Donnell, Jack Johnson, Derek Armstrong, Jim Fox, Ian Laperriere and many others.

Visit the LAKBC website at [www.lakbc.com](http://www.lakbc.com) to learn about joining.





## KINGS ALUMNI ASSOCIATION


As proud members of the Los Angeles Kings' extended family, the Los Angeles Kings Alumni Association's goal is to work in cooperation with the Kings Community Development department as well as support the efforts of the Kings Care Foundation.

Our main focus will be on providing assistance to local youth and adult hockey programs and we will emphasize teaching both the physical and mental fundamentals of hockey, along with developing a positive teamwork attitude.

Some of the programs we operate are the Los Angeles Kings Youth Hockey Camp, the Los Angeles Kings Alumni Fantasy Camp, Daryl Evans' Youth Clinics, as well as regular participation in the Los Angeles Kings/Bud Light Golf Tournament, Tip-A-King and the Dave Taylor/Jim Fox Cystic Fibrosis Golf Classic.

We will strive to be ambassadors for the Los Angeles Kings and its community related endeavors as well as for the great game of hockey.

**The following former Kings players live locally and/or are involved in the Kings Alumni Association:**



Bob Berry



Randy Burridge



Rod Buskas




Gene Carr



Steve Heinze



Bill Huard



Craig Johnson




Ross Lonsberry




Brandon Convery



Russ Courtnall




Marcel Dionne



Gary Edwards



Jamie Storr



Dave Taylor



Ian Turnbull



Rogie Vachon



Nelson Emerson



Daryl Evans



Jim Fox



Mark Hardy



Vic Venasky



Tim Watters




## KINGS HALL OF FAME

Marcel Dionne, Butch Goring, Wayne Gretzky, Luc Robitaille, Dave Taylor, Rogie Vachon, Bob Miller and Peter Demers are members of the Los Angeles Kings Hall of Fame.



**MARCEL DIONNE** – With more than 1,300 points during his 12-year tenure as a King, Marcel, an NHL Hall-of-Famer, brought a tremendous amount of excitement and enthusiasm to Kings fans when he arrived in 1975. His scoring touch was record setting and his scoring records might never be touched.



**BUTCH GORING** – With 275 goals and 659 points, Butch trails only Marcel, Luc, Dave, Wayne and Bernie Nicholls on the team's all-time scoring list. Turning to coaching when his playing days came to an end, the four-time Stanley Cup winner led the Utah Grizzlies (IHL) to two Turner Cup championships.



**WAYNE GRETZKY** – Wayne's 19-year NHL tenure is unmatched. A King from 1988-96, he is fourth on the club's all-time scoring list and he earned a multitude of honors while playing in Los Angeles, including three NHL scoring titles and one Most Valuable Player award.



**LUC ROBITAILLE** – Luc, a former ninth-round selection by the Kings who went on to become the highest scoring left wing in NHL history, is also the most recent King to have his sweater retired. Luc holds numerous club records, including the mark for most goals scored, as he tallied 557 goals in his 1,077 regular season games with the club, and on November 9, 2009, he will be inducted into the Hockey Hall of Fame.



**DAVE TAYLOR** – One of the most popular players in team history during his 17 seasons on the ice, Dave spent more than 30 seasons with the Kings organization as a player and front office executive.



**ROGIE VACHON** – The premier goaltender in Kings history, Rogie first became associated with the Kings in 1971 when he took Forum ice. The franchise leader in just about every statistical category for a goalie, Rogie, who has also held a variety of front office positions with the team, was also the first King to have his sweater retired by the club.



**BOB MILLER** – The "Voice of the Kings" is now in his 37th season behind the Kings microphone. He has called more Kings games on television and radio than anyone, and in 2000 he was part of the Hockey Hall of Fame induction ceremonies in Toronto as the recipient of the Foster Hewitt Memorial Award, which is given annually by the TV/radio industry for outstanding contributions to the hockey broadcasting profession.



**PETER DEMERS** – Starting with the Kings organization in 1969, Peter joined the Kings in L.A. in 1972 after working in Springfield. A true iron-man, he ended the 2005-06 season having been behind the bench for 2,632 consecutive Kings games. In 2007, he was inducted into the PHATS Hall of Fame and he was part of the 2007 Hockey Hall of Fame induction ceremonies in Toronto. In his retirement, he is active with the Kings participating in alumni and community events.



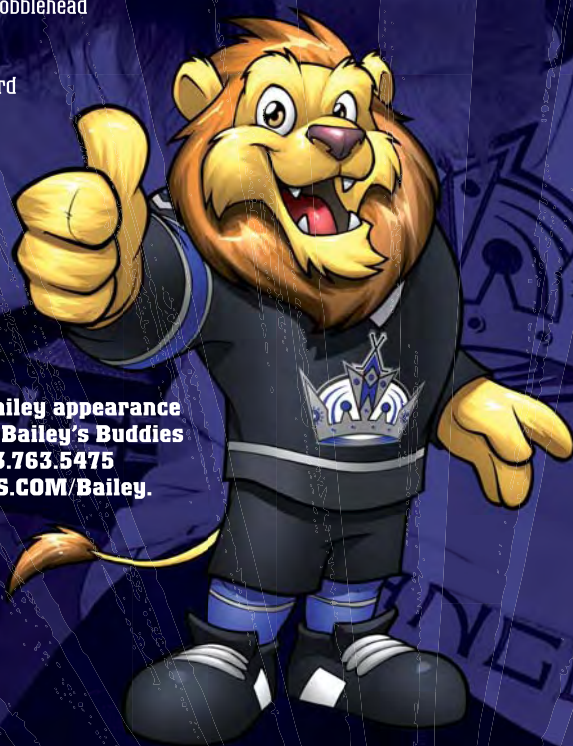


# CALL ON BAILEY TO MAKE ANY EVENT A ROARIN' SUCCESS!

Whether you're planning a corporate event, a party for your kids or any function in-between, you'll increase the excitement by arranging for Bailey – the LA Kings wildly popular mascot – to make an appearance!

**BECOME A BAILEY'S BUDDIES MEMBER  
AND ENJOY YEAR-ROUND EXCITEMENT AND A  
POWERFUL PACK OF GREAT GIFTS, INCLUDING:**

- Coupon for 50% off Bailey's first visit
- 3 free-ticket vouchers for 2009-10 LA Kings games
- Bailey messenger bag
- Bailey 3rd jersey bobblehead
- Bailey wristbands
- Bailey Tattoos
- \$5 Team LA gift card
- Lanyard
- Membership Card
- 2 skating parties
- Fan Jam parties



**To schedule a Bailey appearance  
or to enroll as a Bailey's Buddies  
member, call 213.763.5475  
or visit [LAKINGS.COM/Bailey](http://LAKINGS.COM/Bailey).**



## Some Highlights You Never Get to See.

Los Angeles Kings players make some of their best plays off the ice. Through *The Biggest Assist Happens off the Ice*, the Los Angeles Kings and the NHL continue to build on hockey's long tradition of addressing important social issues in North America and around the world. During the 2008-09 season, Los Angeles Kings Players, Coaches, Broadcasters and Alumni volunteered more than 3,000 hours in the community and, along with the Kings Care Foundation, donated more than \$350,000 to charity, totaling over \$5 million since 1996. In addition, the Kings Care Foundation has committed a donation of \$500,000 to the Blood Donor Center at Childrens Hospital Los Angeles. The funds donated will go toward the ongoing support of the LA Kings BloodMobile, which will increase the much needed collection of life-saving blood for the most seriously ill and injured children at CHLA. To find out more, log on to [lakings.com](http://lakings.com).

**THE BIGGEST ASSIST  
HAPPENS OFF THE ICE™**



NHL and NHL Shield are registered trademarks and NHL Network name and logo are trademarks of the National Hockey League. All NHL logos and marks and NHL team logos are marks depicted herein are the property of the NHL and respective teams and may not be reproduced without the prior written consent of NHL Enterprises, L.P. © NHL 2009. All Rights Reserved. Void where prohibited.



# HEAT'S A TROUBLEMAKER. HERE'S THE BOUNCER.


**THE 2010 FULL-SIZE TUNDRA.** When you're towing 10,000 lbs<sup>1</sup> up an incline that seems to go for days, that's when you find out what makes a truck sweat. The drivetrain on the available 5.7L V8 Tundra was engineered to get rid of excess heat with an aluminum transmission, a big ol' transmission cooler and a dedicated engine oil cooler for those times when you push the limits.

Find out more at [toyota.com/tundra](http://toyota.com/tundra)



**Steep grade ahead? No big deal.** The Tundra transmission was designed to shed the heat that builds up during intense work. It's light, compact and cased in aluminum to save weight where it matters most. The 6-speed automatic has a super-low first gear for better acceleration and high gears for efficiency when cruising. This is the transmission you want when it's 115 degrees outside, you're pulling 5 tons and you've got a not-so-subtle hill coming your way.

**HEAT-RESISTANT.** Tundra won't call it quits, no matter how hot conditions get. Every part of its 6-speed automatic transmission was designed to be compact, lightweight and efficient to keep you focused on your job, not the heat.



**Dedicated transmission cooler.<sup>2</sup>** Sure, all full-size trucks have a radiator to cool their transmission, but the Tundra's is big and up front, for the coolest air possible. It's made from lightweight materials and is dedicated just to the transmission for one reason: to help protect the most vulnerable part of your drivetrain.



#### Serious stopping power.

13.9-inch rotors up front: that makes a set of Tundra brakes the biggest on a half-ton. With all that surface area, heat is more spread out to resist brake fade. Each of those huge rotors is also vented to help keep control when you're stopping a heavy payload or trailer.



**Oil check.** Tundra's engine oil cooler<sup>2</sup> is an insurance policy for when things get really bad. It circulates engine coolant around the oil filter unit to help remove the heat that can mean the end for other trucks.



THE TRUCK THAT'S CHANGING IT ALL



2010 4x2 Double Cab shown with available 5.7L V8. Options shown. <sup>1</sup>Before towing, confirm your vehicle and trailer are compatible. Ratings and follow all instructions in your Owner's Manual. The maximum you can tow depends on the total weight of any cargo,

hooked up and loaded properly and that you have any necessary additional equipment. Do not exceed any Weight occupants and available equipment. <sup>2</sup>Available with 5.7L V8 Tow Package only. ©2009 Toyota Motor Sales, U.S.A., Inc.

Toyota. A proud sponsor of the L.A. Kings for 20 years.



With you  
when you  
want to  
keep moving  
forward

For generations, Wells Fargo and Wachovia have been there, working with you to help you reach your financial goals. And with the joining of our companies, we can now provide you more convenience and offer access to more resources nationwide. Both Wells Fargo and Wachovia have always valued your financial success and we share a commitment to do what is right for you, our customers. We will continue providing sound financial guidance and the very best in customer service. Now and in the future, you can count on our strength and stability to help you get where you want to go.




Together we'll go far



Wells Fargo Bank, N.A., Wachovia Bank, N.A.,  
Wachovia Bank of Delaware, N.A. Members FDIC.  
© 2009 Wells Fargo Bank, N.A. All rights reserved. (124471\_13963)

## GREAT KINGS MOMENTS IN STAPLES CENTER HISTORY



LAST SEASON

**January 19, 2006 – Luc Robitaille celebrates with teammate Derek Armstrong after scoring his club-record 551st goal as a King to break former teammate Marcel Dionne's long-standing mark.**



## KINGS 2008-09 FINAL STATISTICS

#	Pos	Player	GP	G	A	P	+/-	PIM	PP	SH	GW	S	S%
11	C	Anze Kopitar	82	27	39	<b>66</b>	-17	32	7	1	3	234	11.5
24	R	Alexander Frolov	77	32	27	<b>59</b>	-6	30	12	1	1	176	18.2
23	R	Dustin Brown	80	24	29	<b>53</b>	-15	64	7	0	6	292	8.2
26	C	Michal Handzus	82	18	24	<b>42</b>	-7	32	7	1	4	143	12.6
28	C	Jarret Stoll	74	18	23	<b>41</b>	-7	68	10	0	1	155	11.6
27	D	Kyle Quincey	72	4	34	<b>38</b>	-5	63	2	0	2	150	2.7
12	C	Patrick O'Sullivan	62	14	23	<b>37</b>	-13	16	2	1	1	200	7.0
19	L	Kyle Calder	74	8	19	<b>27</b>	-1	41	2	0	1	93	8.6
8	D	Drew Doughty	81	6	21	<b>27</b>	-17	56	3	0	1	126	4.8
17	R	Wayne Simmonds	82	9	14	<b>23</b>	-8	73	2	0	2	127	7.1
54	R	Teddy Purcell	40	4	12	<b>16</b>	-4	4	2	0	1	68	5.9
9	C	Oscar Moller	40	7	8	<b>15</b>	-3	16	5	0	0	81	8.6
2	D	Matt Greene	82	2	12	<b>14</b>	1	111	0	0	0	76	2.6
5	D	Peter Harrold	69	4	8	<b>12</b>	-13	28	1	0	1	95	4.2
6	D	Sean O'Donnell	82	0	12	<b>12</b>	2	71	0	0	0	32	0.0
3	D	Jack Johnson	41	6	5	<b>11</b>	-18	46	3	0	0	50	12.0
7	C	Derek Armstrong	56	5	4	<b>9</b>	-11	63	1	0	1	42	11.9
42	D	Tom Preissing	22	3	4	<b>7</b>	-7	6	2	0	0	40	7.5
22	C	Brian Boyle	28	4	1	<b>5</b>	-9	42	0	0	1	36	11.1
15	C	Brad Richardson	31	0	5	<b>5</b>	-6	11	0	0	0	37	0.0
21	D	Denis Gauthier	65	2	2	<b>4</b>	-11	90	0	0	0	36	5.6
14	R	Justin Williams	12	1	3	<b>4</b>	1	8	1	0	0	28	3.6
44	D	Davis Drewiske	17	0	3	<b>3</b>	1	18	0	0	0	21	0.0
61	C	Trevor Lewis	6	1	2	<b>3</b>	0	0	0	0	0	10	10.0
41	L	Raitis Ivanans	76	2	0	<b>2</b>	-8	145	0	0	2	25	8.0
25	L	Matt Moulson	7	1	0	<b>1</b>	-4	2	0	0	1	6	16.7
13	R	John Zeiler	27	0	1	<b>1</b>	-2	42	0	0	0	3	0.0
33	C	Kevin Westgarth	9	0	0	<b>0</b>	1	9	0	0	0	1	0.0

## GOALTENDER RECORDS

#	Goalie	GPI	Min	GAA	W	L	OT	SO	SA	GA	Sv%	G	A	PIM
32	Jonathan Quick	44	2495	2.48	<b>21</b>	18	2	4	1200	103	.914	0	1	0
31	Erik Ersberg	28	1477	2.64	<b>8</b>	11	5	0	651	65	.900	0	0	2
35	Jason LaBarbera	19	995	2.83	<b>5</b>	8	4	2	439	47	.893	0	0	2

## NATIONAL HOCKEY LEAGUE 2008-09 FINAL STANDINGS

### EASTERN CONFERENCE

#### NORTHEAST DIVISION

Team	Rank	GP	W	L	OT	GF	GA	PTS
Boston	(1)	82	53	19	10	274	196	116
Montreal	(8)	82	41	30	11	249	247	93
Buffalo	(10)	82	41	32	9	250	234	91
Ottawa	(11)	82	36	35	11	217	237	83
Toronto	(12)	82	34	35	13	250	293	81

#### ATLANTIC DIVISION

Team	Rank	GP	W	L	OT	GF	GA	PTS
New Jersey	(3)	82	51	27	4	244	209	106
Pittsburgh	(4)	82	45	28	9	264	239	99
Philadelphia	(5)	82	44	27	11	264	238	99
NY Rangers	(7)	82	43	30	9	210	218	95
NY Islanders	(15)	82	26	47	9	201	279	61

#### SOUTHEAST DIVISION

Team	Rank	GP	W	L	OT	GF	GA	PTS
Washington	(2)	82	50	24	8	272	245	108
Carolina	(6)	82	45	30	7	239	226	97
Florida	(9)	82	41	30	11	234	231	93
Atlanta	(13)	82	35	41	6	257	280	76
Tampa Bay	(14)	82	24	40	18	210	279	66

### WESTERN CONFERENCE

#### CENTRAL DIVISION

Team	Rank	GP	W	L	OT	GF	GA	PTS
Detroit	(2)	82	51	21	10	295	244	112
Chicago	(4)	82	46	24	12	264	216	104
St. Louis	(6)	82	41	31	10	233	233	92
Columbus	(7)	82	41	31	10	226	230	92
Nashville	(10)	82	40	34	8	213	233	88

#### PACIFIC DIVISION

Team	Rank	GP	W	L	OT	GF	GA	PTS
San Jose	(1)	82	53	18	11	257	204	117
Anaheim	(8)	82	42	33	7	245	238	91
Dallas	(12)	82	36	35	11	230	257	83
Phoenix	(13)	82	36	39	7	208	252	79
Los Angeles	(14)	82	34	37	11	207	234	79

#### NORTHWEST DIVISION

Team	Rank	GP	W	L	OT	GF	GA	PTS
Vancouver	(3)	82	45	27	10	246	220	100
Calgary	(5)	82	46	30	6	254	248	98
Minnesota	(9)	82	40	33	9	219	200	89
Edmonton	(11)	82	38	35	9	234	248	85
Colorado	(15)	82	32	45	5	199	257	69

## 2008-09 FINAL NHL OVERALL STANDINGS

RANK	TEAM	GP	W	L	OT	GF	GA	PTS
1	San Jose	82	53	18	11	257	204	117
2	Boston	82	53	19	10	274	196	116
3	Detroit	82	51	21	10	295	244	112
4	Washington	82	50	24	8	272	245	108
5	New Jersey	82	51	27	4	244	209	106
6	Chicago	82	46	24	12	264	216	104
7	Vancouver	82	45	27	10	246	220	100
8	Pittsburgh	82	45	28	9	264	239	99
9	Philadelphia	82	44	27	11	264	238	99
10	Calgary	82	46	30	6	254	248	98
11	Carolina	82	45	30	7	239	226	97
12	NY Rangers	82	43	30	9	210	218	95
13	Montreal	82	41	30	11	249	247	93
14	Florida	82	41	30	11	234	231	93
15	St. Louis	82	41	31	10	233	233	92
16	Columbus	82	41	31	10	226	230	92
17	Anaheim	82	42	33	7	245	238	91
18	Buffalo	82	41	32	9	250	234	91
19	Minnesota	82	40	33	9	219	200	89
20	Nashville	82	40	34	8	213	233	88
21	Edmonton	82	38	35	9	234	248	85
22	Ottawa	82	36	35	11	217	237	83
23	Dallas	82	36	35	11	230	257	83
24	Toronto	82	34	35	13	250	293	81
25	Phoenix	82	36	39	7	208	252	79
26	Los Angeles	82	34	37	11	207	234	79
27	Atlanta	82	35	41	6	257	280	76
28	Colorado	82	32	45	5	199	257	69
29	Tampa Bay	82	24	40	18	210	279	66
30	NY Islanders	82	26	47	9	201	279	61



# KINGS 2008-2009 GAME-BY-GAME RESULTS

## PRESEASON

#	Date	Team	Score	W-L-OT	Record	LA Goalies	Opp Goalies	GWG
PS-1	Sept. 22	ST. LOUIS#	2-1	W	1-0-0	Quick/Zatkoff	Mason/Schwarz	Richardson
PS-2	Sept. 22	PHOENIX	6-4	W	2-0-0	LaBarbera/Taylor	Montoya/Tordjman	Moller
PS-3	Sept. 24	@ Colorado	4-3	W**	3-0-0	Ersberg/Quick	Budaj/Bacashihua	Purcell (In shootout)
PS-4	Sept. 27	COLORADO^	3-4	O**	3-0-1	LaBarbera/Ersberg	Raycroft	Hensick (In shootout)
PS-5	Sept. 30	ANAHEIM	1-2	O**	3-0-2	LaBarbera	Hiller	Kunitz (In shootout)
PS-6	Oct. 1	@ Anaheim	2-3	O*	3-0-3	Ersberg	Giguere	Pronger
PS-7	Oct. 4	@ Phoenix	2-5	L	3-1-3	Ersberg/Quick	Bryzgalov/Tellqvist	Porter
PS-8	Oct. 5	SAN JOSE%	1-3	L	3-2-3	LaBarbera	Nabokov	Lukowich

#Sprint Center in Kansas City    ^MGM Grand in Las Vegas    %E Center in Salt Lake City  
\*Overtime    \*\*Shootout

## REGULAR SEASON

#	Date	Team	Score	W-L-OT	Record	Scorers	W Goal	PP	PK	SF-SA	W-L Gldtr.	Attend
1	Oct. 11	@ San Jose	1-3	L	0-1-0	24p	39	1-4	6-6	13-41	20-35	17496
2	Oct. 12	SAN JOSE	0-1	L	0-2-0	-	43	0-5	3-3	21-19	33-35	18118+
3	Oct. 14	ANAHEIM	6-3	W	1-2-0	17,12p,28p,25,42p,24	25	3-9	5-5	23-26	35-35	14451
4	Oct. 17	CAROLINA	4-3	W*	2-2-0	26,23,11,26	26	0-3	5-5	24-26	35-30	14194
5	Oct. 20	COLORADO	3-4	L	2-3-0	9p,12,8	94	1-4	4-4	29-16	31-35	13891
6	Oct. 24	@ St. Louis	4-0	W	3-3-0	27,12,28,23	27	0-3	4-4	29-15	35-34	19150
7	Oct. 25	@ Nashville	4-5	L	3-4-0	28,28p,23,24	22	1-6	1-3	30-27	39-31	14704
8	Oct. 27	DETROIT	3-4	O**	3-4-1	9p,19,24	13	1-6	4-5	19-37	30-35	17671
9	Oct. 30	VANCOUVER	0-4	L	3-5-1	-	22	0-7	4-6	28-18	1-35	13652
10	Nov. 1	CALGARY	2-3	L	3-6-1	9p,9	22	1-6	3-4	36-21	34-35	16279
11	Nov. 4	ANAHEIM	0-1	O*	3-6-2	-	25	0-6	4-4	35-27	35-31	14327
12	Nov. 6	FLORIDA	3-2	W	4-6-2	22,42p,23	23	1-4	5-5	32-15	31-29	11267
13	Nov. 8	ST. LOUIS	5-3	W	5-6-2	11p,24p,42,8p,23	8	3-6	3-4	31-27	31-34	17182
14	Nov. 11	DALLAS	3-2	W**	6-6-2	28p,23,24x	24	1-5	4-4	26-21	31-35	13823
15	Nov. 13	@ Dallas	3-2	W	7-6-2	26p,28,27p	27	2-8	2-4	29-26	31-35	17675
16	Nov. 15	NASHVILLE	1-3	L	7-7-2	26	71	0-3	2-3	34-22	39-31	14135
17	Nov. 16	@ Anaheim	0-2	L	7-8-2	-	10	0-5	3-3	29-26	1-31	17174
18	Nov. 20	WASHINGTON	5-2	W	8-8-2	8,12,23p,26,11s	23	1-5	4-5	33-21	31-1	17428
19	Nov. 22	COLORADO	3-4	O**	8-8-3	24p,12,23	40	1-7	3-5	30-29	31-31	18118+
20	Nov. 25	@ Calgary	2-6	L	8-9-3	24s,11	12	0-2	7-9	25-35	34-31	19289
21	Nov. 26	@ Edmonton	2-1	W	9-9-3	12,11	11	0-4	5-5	29-23	35-35	16839
22	Nov. 29	CHICAGO	5-2	W	10-9-3	28,24,7,19p,12	7	1-4	3-4	28-24	31-38	16147
23	Dec. 1	TORONTO	1-3	L	10-10-3	24	84	0-4	3-5	33-30	35-35	15052
24	Dec. 2	@ Phoenix	2-4	L	10-11-3	24,9p	18	1-1	4-5	34-26	32-31	11473
25	Dec. 5	EDMONTON	4-5	O**	10-11-4	26,11,28p,24p	83	2-4	4-4	36-44	32-35	14920
26	Dec. 6	COLUMBUS	3-0	W	11-11-4	17,19,11	17	0-2	4-4	18-23	35-1	15235
27	Dec. 9	@ Colorado	1-6	L	11-12-4	9p	23	1-4	3-4	30-26	31-35	14122
28	Dec. 11	ST. LOUIS	6-2	W	12-12-4	24p,23p,23p,11,23,11	23	3-6	4-4	32-28	31-50	13851
29	Dec. 13	MINNESOTA	3-1	W	13-12-4	11p,26p,24	26	2-5	3-4	43-34	31-32	14857
30	Dec. 15	SAN JOSE	2-3	O**	13-12-5	2,54	29	0-5	0-1	28-25	33-35	16005
31	Dec. 17	NY RANGERS	2-3	O*	13-12-6	12p,23	3	1-4	1-2	41-30	40-35	17166
32	Dec. 19	@ Buffalo	0-5	L	13-13-6	-	9	0-1	3-4	40-22	30-35	18147

# KINGS 2008-2009 GAME-BY-GAME RESULTS

#	Date	Team	Score	W-L-OT	Record	Scorers	W Goal	PP	PK	SF-SA	W-L Gldtr.	Attend
33	Dec. 20	@ Detroit	4-6	L	13-14-6	61,24,19,23	11	0-3	3-3	26-36	29-32	19784
34	Dec. 23	@ Columbus	3-0	W	14-14-6	41,12,5	41	0-3	5-5	42-24	32-1	15145
35	Dec. 26	PHOENIX	1-2	L	14-15-6	5p	19	1-3	3-4	25-26	30-32	18118+
36	Dec. 27	@ Phoenix	4-0	W	15-15-6	41,24p,28p,24	41	2-6	9-9	30-26	32-30	16199
37	Dec. 29	COLUMBUS	0-2	L	15-16-6	-	10	0-4	2-3	24-25	1-32	18118+
38	Jan. 3	PHILADELPHIA	2-1	W**	16-16-6	17p,12x	12	1-6	3-3	31-32	32-30	18118+
39	Jan. 6	@ Anaheim	1-3	L	16-17-6	27p	26	1-4	3-5	18-26	1-31	17174
40	Jan. 8	ANAHEIM	4-3	W	17-17-6	23,17,11,24p	24	1-3	5-6	26-27	32-1	18118+
41	Jan. 10	NEW JERSEY	1-5	L	17-18-6	7	26	0-4	4-7	35-28	1-32	18118+
42	Jan. 12	TAMPA BAY	1-3	L	17-19-6	5	8	0-4	4-4	30-22	41-31	16511
43	Jan. 15	DETROIT	0-4	L	17-20-6	-	18	0-4	6-7	23-31	29-32	18118+
44	Jan. 17	@ Dallas	2-3	O**	17-20-7	23,24	63	0-4	3-3	22-34	35-31	18532
45	Jan. 20	@ Minnesota	5-2	W	18-20-7	19,11p,23,7,12	23	1-4	2-4	32-27	32-32	18568
46	Jan. 21	@ Colorado	6-5	W	19-20-7	19p,24p,3,28,24,23	23	2-3	5-7	28-41	32-1	13289
47	Jan. 29	CHICAGO	5-2	W	20-20-7	23p,28,12s,24,23p	12	2-3	2-2	26-33	32-38	18118+
48	Jan. 31	@ Montreal	3-4	L	20-21-7	26p,23,28	11	1-3	4-6	32-26	31-32	21273
49	Feb. 3	@ Ottawa	1-0	W	21-21-7	26	26	0-5	5-5	26-29	32-30	18054
50	Feb. 5	@ Washington	5-4	W	22-21-7	11p,11,26s,12,19	19	1-6	3-4	35-45	32-60	18277
51	Feb. 7	@ New Jersey	3-1	W	23-21-7	28p,11,12	11	1-5	4-4	32-26	32-35	17056
52	Feb. 10	@ NY Islanders	4-3	W**	24-21-7	17,11,24p,3x	3	1-5	3-3	39-25	32-34	12330
53	Feb. 12	CALGARY	0-2	L	24-22-7	-	13	0-6	3-4	36-20	34-32	17286
54	Feb. 14	EDMONTON	2-3	O**	24-22-8	8p,23p	89	2-6	5-6	41-21	35-32	18118+
55	Feb. 16	ATLANTA	6-7	O**	24-22-9	3p,28p,24,11p,21,11p	9	4-8	1-3	45-27	1-31	18118+
56	Feb. 18	@ Anaheim	4-3	W	25-22-9	28,12,23p,11p	11	2-6	4-6	26-31	32-1	17089
57	Feb. 19	@ San Jose	2-4	L	25-23-9	26,24p	44	1-4	4-5	32-40	20-31	17496
58	Feb. 21	PHOENIX	3-6	L	25-24-9	24,23,7p	12	1-4	2-2	33-29	30-32	17177
59	Feb. 24	@ Minnesota	2-1	W**	26-24-9	3p,8x	8	1-5	4-4	25-24	32-32	18568
60	Feb. 25	@ Philadelphia	0-2	L	26-25-9	-	17	0-5	2-3	34-20	43-31	19568
61	Feb. 27	@ Detroit	1-2	L	26-26-9	24p	82	1-2	2-2	31-41	30-32	20066
62	Mar. 1	@ Chicago	4-4	L	26-27-9	3p,11	33	1-4	4-5	24-38	31-32	21386
63	Mar. 3	@ Columbus	2-5	L	26-28-9	28p,54,11,9	27	1-3	0-1	26-25	1-32	15049
64	Mar. 5	DALLAS	5-4	W*	27-28-9	26p,24,26p,11,26	26	2-10	3-3	40-23	32-35	17430
65	Mar. 7	MINNESOTA	4-3	W	28-28-9	27,19,11,54p	54	1-3	2-2	24-24	32-29	18118+
66	Mar. 9	VANCOUVER	3-2	W	29-28-9	21,28p,28p	28	2-6	4-4	22-22	32-1	16995
67	Mar. 13	@ Vancouver	2-4	L	29-29-9	24,11	33	0-5	5-6	26-32	1-32	18630
68	Mar. 14	@ San Jose	1-2	O**	29-29-10	17	14	0-4	8-8	24-39	20-31	17496
69	Mar. 16	NASHVILLE	3-4	L	29-30-10	11,54p,26	28	1-4	3-4	29-30	35-31	17810
70	Mar. 19	@ Boston	3-2	W*	30-30-10	26p,8,23	23	1-3	4-4	38-26	32-30	17565
71	Mar. 20	@ Pittsburgh	1-4	L	30-31-10	26p	71	1-8	3-4	25-26	29-32	17132
72	Mar. 22	@ Chicago	1-4	L	30-32-10	8p	24	1-3	7-8	15-32	39-32	21629
73	Mar. 24	@ St. Louis	0-2	L	30-33-10	-	21	0-6	4-5	22-23	50-32	19150
74	Mar. 26	@ Dallas	1-0	W**	31-33-10	14x	14	0-4	5-5	30-29	32-35	16908
75	Mar. 28	@ Nashville	3-4	O*	31-33-11	22,2,3	26	0-2	3-4	27-28	35-32	17113
76	Mar. 31	DALLAS	2-3	L	31-34-11	3,11	11	0-2	3-5	28-35	35-32	17648
77	Apr. 2	@ Phoenix	1-2	L	31-35-11	7	8	0-1	4-4	21-32	35-32	13177
78	Apr. 4	PHOENIX	6-1	W	32-35-11	22,22,24,11,14p,24p	22	2-5	4-4	32-30	32-35	18118+
79	Apr. 6	@ Calgary	1-4	L	32-36-11	17	12	0-3	6-6	24-38	34-31	19289
80	Apr. 7	@ Edmonton	2-1	W	33-36-11	24,17	17	0-0	3-3	29-39	32-35	16839
81	Apr. 9	@ Vancouver	0-1	L	33-37-11	-	17	0-3	4-5	20-28	1-32	18630
82	Apr. 11	SAN JOSE	4-3	W	34-37-11	26,24,17p,5	5	1-5	3-6	24-30	32-20	18118+

\*Overtime    \*\*Shootout    +Home sellout

LAST SEASON



# KINGS 2008-2009 PLAYER GAME-BY-GAME RESULTS

Date	Team	GREENE # 2	JOHNSON # 3	HARROLD # 5	O'DONNELL # 6	ARMSTRONG # 7	DOUGHTY # 8	MOLLER # 9
Oct 11	@ S.J.	0-0 0/1 20:54	0-0 0/3 23:05	DND	0-0 0/0 19:29	0-0 1/0 9:49	0-0 1/1 17:40	0-0 2/0 13:38
Oct 12	Vs S.J.	0-0 4/0 20:45	0-0 0/0 10:02	DND	0-0 0/0 22:32	0-0 0/1 8:48	0-0 1/0 23:56	0-0 2/0 15:02
Oct 14	Vs ANA	0-0 0/1 16:06	INJ		0-1 0/2 22:03	0-0 0/2 7:57	0-0 1/1 15:52	0-1 0/0 15:18
Oct 17	Vs CAR	0-0 0/0 20:01	INJ		0-1 0/2 24:15	0-0 0/1 5:59	0-1 2/2 22:28	0-0 0/0 14:05
Oct 20	Vs COL	0-0 1/0 22:07	INJ		DND	0-0 0/1 22:29	0-0 0/1 7:10	1-0 4/1 20:57
Oct 24	@ STL	0-1 1/1 17:28	INJ		0-0 1/0 15:22	0-0 0/2 6:28	0-0 0/3 23:42	0-1 1/1 12:09
Oct 25	@ NSH	0-0 2/1 18:08	INJ		0-0 1/1 18:19	0-0 0/1 20:10	0-1 3/0 12:33	0-0 0/0 15:40
Oct 27	Vs DET	0-1 0/0 19:59	INJ		0-1 2/2 15:50	0-1 0/1 24:10	0-0 0/0 6:53	1-0 2/1 15:37
Oct 30	Vs VAN	0-0 0/1 16:51	INJ		0-0 1/0 20:42	0-0 0/0 19:30	0-0 0/0 8:16	0-0 5/2 13:24
Nov 1	Vs CGY	0-0 0/0 17:55	INJ		0-0 2/0 10:40	0-0 1/1 20:55	DND	2-0 3/1 14:29
Nov 4	Vs ANA	0-0 1/0 19:35	INJ		0-0 3/0 10:19	0-0 1/1 20:54	DND	0-0 0/0 15:09
Nov 6	Vs FLA	0-0 0/0 17:26	INJ		0-1 2/0 11:39	0-1 1/1 22:11	DND	0-1 4/1 13:52
Nov 8	Vs STL	0-0 0/1 17:52	INJ		0-0 0/0 11:59	0-0 0/0 21:18	DND	1-1 0/0 10:25:09
Nov 11	Vs DAL	0-0 3/0 22:21	INJ		0-0 1/0 10:24	0-0 0/0 24:41	0-0 1/0 8:01	0-1 0/0 25:41
Nov 13	@ DAL	0-0 0/0 19:17	INJ		0-1 1/0 10:44	0-1 0/1 22:04	DND	0-1 1/1 21:55
Nov 15	Vs NSH	0-0 0/0 19:48	INJ		0-1 3/1 14:00	0-0 1/0 21:45	DND	0-0 3/2 17:25
Nov 16	@ ANA	0-0 0/0 17:05	INJ		0-0 3/0 14:12	0-0 2/2 20:38	DND	0-0 4/0 15:25
Nov 20	Vs WSH	0-1 1/1 19:35	INJ		DND	0-1 0/2 21:07	DND	1-0 2/2 23:56
Nov 22	Vs COL	0-0 0/2 16:32	INJ		DND	0-0 3/1 24:21	DND	0-1 2/1 29:04
Nov 25	@ CGY	0-1 1/1 19:58	INJ		0-0 2/2 15:25	0-0 0/3 11:21	0-0 1/2 25:30	0-0 0/0 11:52
Nov 26	@ EDM	0-0 0/0 19:44	INJ		0-0 1/0 15:15	0-0 0/1 22:16	0-0 1/0 10:32	0-1 0/1 13:22
Nov 29	Vs CHI	0-0 0/1 22:22	INJ		DND	0-0 1/1 20:03	1-0 (W) 4/0 11:15	0-1 1/1 22:28
Dec 1	Vs TOR	0-1 0/1 20:06	INJ		0-0 2/0 14:18	0-0 0/0 17:48	0-0 0/0 7:19	0-0 5/1 24:06
Dec 2	@ PHX	0-0 3/0 19:23	INJ		0-0 1/0 16:44	0-0 0/1 23:10	0-0 2/0 10:16	0-0 2/2 23:43
Dec 5	Vs EDM	0-0 0/0 25:15	INJ		0-0 0/1 13:12	0-0 0/2 24:08	0-0 1/0 6:46	0-0 2/2 26:09
Dec 6	Vs CBJ	0-1 1/1 24:22	INJ		0-0 0/0 12:22	0-0 0/0 12:22	0-0 0/0 10:20	0-1 1/1 25:05
Dec 9	@ COL	0-0 3/2 18:33	INJ		0-0 5/1 18:13	0-0 0/1 18:34	0-0 3/1 21:24	1-0 2/1 16:52
Dec 11	Vs STL	0-1 1/1 16:21	INJ		0-0 2/1 17:32	0-0 0/0 19:54	INJ	0-1 2/1 22:33
Dec 13	Vs MIN	0-1 3/0 18:48	INJ		0-1 2/0 19:17	0-0 2/0 19:18	INJ	0-1 1/1 25:43
Dec 15	Vs S.J.	1-0 3/2 25:34	INJ		0-0 1/1 16:14	0-0 1/1 22:13	INJ	0-0 3/1 26:02
Dec 17	Vs NYR	0-0 3/0 23:47	INJ		0-0 1/0 13:02	0-1 0/0 23:30	INJ	0-0 3/1 26:15
Dec 19	@ BUF	0-0 0/1 22:53	INJ		0-0 2/0 14:44	0-0 0/1 22:12	INJ	0-0 4/2 17:12
Dec 20	@ DET	0-0 2/1 21:49	INJ		0-0 0/1 16:38	0-0 1/1 21:16	INJ	0-0 3/2 21:06
Dec 23	@ CBJ	0-0 1/1 20:10	INJ		1-0 2/2 7:42	0-1 0/1 22:36	INJ	0-1 3/1 21:53
Dec 26	Vs PHX	0-0 1/0 18:45	INJ		1-0 3/0 9:35	0-0 0/1 22:20	DND	0-0 3/0 26:19
Dec 27	@ PHX	0-0 1/0 18:29	INJ		0-1 1/1 12:24	0-0 0/0 22:40	DND	0-1 3/1 26:00
Dec 29	Vs CBJ	0-0 1/0 19:44	INJ		0-0 0/0 16:15	0-0 0/0 20:01	DND	0-1 1/1 26:02
Jan 3	Vs PHI	0-0 2/1 20:03	INJ		0-0 3/0 16:30	0-0 0/0 20:34	DND	0-0 6/0 26:55
Jan 6	@ ANA	0-0 1/0 19:44	INJ		0-0 4/0 12:54	0-0 0/0 20:58	DND	0-1 1/1 25:12
Jan 8	Vs ANA	0-0 0/1 22:36	INJ		0-0 0/1 11:50	0-0 2/2 22:11	DND	0-2/1 24:56
Jan 10	Vs N.J.	0-0 3/1 17:45	INJ		0-0 1/0 18:08	0-0 0/0 19:52	1-0 2/1 9:21	0-1 0/25:59
Jan 12	Vs TB	0-0 1/0 20:28	INJ		1-0 4/0 19:46	0-0 1/2 20:46	0-0 0/2 13:03	INJ
Jan 15	Vs DET	0-0 0/0 20:43	INJ		0-0 0/0 20:43	0-0 1/1 21:20	INJ	0-0 2/2 6:09
Jan 17	@ DAL	0-0 0/2 19:19	0-0 2/1 20:14	0-0 2/0 16:35	0-1 0/1 17:10	DND	0-0 0/2 27:06	INJ
Jan 20	@ MIN	0-2 0/2 21:41	0-0 1/2 17:44	0-0 0/2 19:46	0-2 0/1 19:45	1-0 1/1 6:18	0-2 0/1 22:32	INJ
Jan 21	@ COL	0-0 1/0 23:25	1-0 2/1 20:40	DND	0-0 0/1 19:39	0-0 0/0 6:06	0-1 0/1 20:16	INJ
Jan 29	Vs CHI	0-0 0/1 23:16	0-0 1/1 22:49	0-0 3/1 15:13	0-1 1/2 18:35	0-0 0/0 6:16	0-1 2/2 20:04	INJ
Jan 31	@ MTL	0-0 0/1 22:45	0-0 1/1 24:15	0-0 5/0 8:13	0-0 0/1 18:43	0-0 1/0 7:02	0-0 1/1 25:35	INJ
Feb 3	@ OTT	0-1 1/1 19:46	0-0 1/1 20:05	0-0 1/0 9:37	0-1 0/0 20:15	0-0 0/0 5:30	0-0 0/0 24:38	INJ
Feb 5	@ WSH	0-0 0/1 18:09	0-0 1/1 19:37	0-0 1/0 9:54	0-1 0/1 18:06	0-0 2/0 8:45	0-2 1/1 23:21	INJ
Feb 7	@ N.J.	0-0 0/1 20:35	0-0 0/1 21:06	0-0 2/0 9:00	0-0 1/1 17:52	0-0 0/0 3:35	0-0 0/1 22:36	INJ
Feb 10	@ NYI	0-0 0/1 20:54	0-0 1/1 23:19	0-0 1/1 10:40	0-1 3/1 19:58	0-0 1/1 7:49	0-0 0/0 25:17	DND
Feb 12	Vs CGY	0-0 2/0 17:46	0-0 2/1 23:32	0-0 0/0 6:45	0-0 2/0 16:39	DND	0-1 2/1 24:41	0-0 4/0 9:09
Feb 14	Vs EDM	0-0 1/0 21:58	0-0 2/0 24:46	0-0 0/0 5:24	0-0 0/0 21:26	0-0 0/0 4:18	1-0 5/0 25:34	DND
Feb 16	Vs ATL	0-0 2/1 22:45	1-1 3/2 26:50	0-0 1/0 6:43	0-0 0/1 19:44	0-0 1/0 7:26	0-2 6/3 25:05	MIN
Feb 18	@ ANA	0-2 0/0 21:07	0-0 1/0 21:18	0-0 0/0 6:19	0-0 1/0 21:48	0-0 0/0 6:19	0-0 1/0 26:01	MIN
Feb 19	@ S.J.	0-0 1/1 19:10	0-0 1/1 22:25	0-0 0/0 9:29	0-0 1/1 15:38	0-0 0/1 9:58	0-0 2/2 23:39	MIN
Feb 21	Vs PHX	0-0 1/3 20:48	0-0 4/3 25:38	0-0 1/0 15:03	0-0 0/0 17:40	1-0 2/0 11:04	0-0 2/0 20:15	MIN
Feb 24	@ MIN	0-0 0/0 18:44	1-0 1/1 24:28	0-0 0/0 10:36	0-0 0/0 20:20	0-0 0/0 10:05	0-0 1/1 25:28	MIN
Feb 25	@ PHI	0-0 0/0 18:06	0-0 3/0 24:45	0-0 0/0 7:24	0-0 0/0 19:18	0-0 0/0 7:59	0-0 1/1 25:10	MIN
Feb 27	@ DET	0-0 1/0 22:04	0-0 1/1 21:39	0-0 1/0 18:40	0-0 1/1 22:04	0-0 1/1 8:29	0-0 3/2 24:47	DND
Mar 1	@ CHI	0-0 0/1 17:40	1-0 2/0 19:37	0-0 1/0 9:41	0-0 0/1 18:55	0-0 0/0 12:31	0-1 2/1 24:34	MIN
Mar 3	@ CBJ	0-1 0/1 19:07	0-0 2/2 18:06	DND	0-0 0/0 20:31	0-1 0/0 1:05	0-0 1/0 24:56	1-0 3/1 14:08
Mar 5	Vs DAL	0-0 1/0 19:21	0-1 2/1 13:56	0-0 3/0 14:14	0-0 0/1 16:01	0-0 0/0 9:38	0-2 4/0 26:50	0-0 3/1 16:20
Mar 7	Vs MIN	0-1 1/1 18:15	0-1 0/0 18:38	0-0 3/1 15:56	0-0 0/1 21:47	0-0 2/1 7:16	0-0 1/1 23:40	0-0 1/1 15:04
Mar 9	Vs VAN	0-0 0/0 21:39	0-0 0/1 14:45	0-0 4/1 16:28	0-0 0/0 19:37	0-0 0/0 4:58	0-0 0/0 20:36	0-0 2/0 15:22
Mar 13	@ VAN	0-0 1/0 20:33	0-0 1/1 16:39	0-0 0/1 13:44	0-0 1/1 17:22	0-0 0/0 10:47	0-0 2/2 24:00	0-1 1/0 14:17
Mar 14	@ S.J.	0-0 2/0 22:10	0-0 2/1 19:30	0-0 1/0 17:15	0-0 1/1 22:23	0-0 1/0 7:40	0-1 1/1 23:15	DND
Mar 16	Vs NSH	0-0 1/0 13:27	0-0 0/1 17:34	0-0 1/2 12:42	0-0 0/0 21:33	0-0 0/0 9:12	0-0 0/0 26:00	DND
Mar 19	@ BOS	0-0 1/0 19:23	0-0 0/2 21:38	0-0 0/1 14:17	0-1 3/2 21:06	0-1 2/1 11:10	0-1 3/2 27:38	DND
Mar 20	@ PIT	0-0 0/0 15:21	0-0 0/2 17:46	0-0 1/0 11:55	0-0 2/1 18:57	0-0 0/0 9:00	0-1 5/1 26:56	DND
Mar 22	@ CHI	0-0 0/0 20:48	0-1 1/1 20:12	DND	0-0 0/0 19:40	0-0 1/1 7:15	1-0 1/3 23:30	0-0 2/1 12:57
Mar 24	@ STL	0-0 0/1 17:15	0-0 3/0 20:22	0-0 1/0 11:40	0-0 0/0 18:50	0-0 0/1 10:30	0-0 1/0 22:00	DND
Mar 26	@ DAL	0-0 0/0 17:57	0-0 0/0 19:15	0-0 1/0 9:12	0-0 0/0 20:31	0-0 0/0 10:25	0-0 1/0 25:34	DND
Mar 28	Vs NSH	1-0 2/0 19:50	1-0 2/1 18:11	0-0 0/0 13:14	0-1 0/1 19:35	0-0 2/0 9:46	0-1 1/2 25:33	DND
Mar 31	Vs DAL	0-0 1/1 16:33	1-0 1/2 19:40	0-0 1/0 9:44	0-1 1/2 19:51	0-1 3/1 11:36	0-0 1/0 26:28	DND
Apr 2	@ PHX	0-0 2/1 19:10	0-0 0/1 21:07	DND	0-0 0/1 22:12	1-0 2/1 14:53	0-0 1/1 20:22	0-0 1/0 13:06
Apr 4	Vs PHX	0-1 1/1 15:01	0-1 0/1 21:01	DND	0-0 1/2 18:17	0-0 2/0 9:26	0-2 1/1 24:35	0-0 2/0 8:42
Apr 6	@ CGY	0-0 1/1 19:27	0-0 1/2 18:27	DND	0-0 0/2 21:58	0-0 0/1 8:44	0-2 2/2 22:28	0-0 5/0 11:02
Apr 7	@ EDM	0-0 3/1 19:27	0-0 3/0 22:24	0-0 0/0 9:42	0-0 0/0 21:55	DND	0-1 1/1 20:42	DND
Apr 9	@ VAN	0-0 1/0 15:50	0-0 3/0 22:24	0-0 0/0 9:09	0-0 1/0 23:27	DND	0-0 0/1 25:03	DND
Apr 11	Vs S.J.	0-0 2/2 20:57	0-0 0/0 17:49	1-0 (W) 1/1 10:30	0-0 0/0 17:08	0-0 0/1 10:55	0-0 0/1 23:33	DND

Skaters: Goals-Assists (GameWinning or GameTying) Shots (+/-) TO Goals: Goals Allowed / Shots Decision Minutes Played MIN=Minors PER=Personal WJC=World Jr. Championships

# KINGS 2008-2009 PLAYER GAME-BY-GAME RESULTS

Date	Team	KOPITAR # 11	O'SULLIVAN # 12	ZEILER # 13	WILLIAMS # 14	RICHARDSON # 15	SIMMONDS # 17	CALDER # 19
Oct 11	@ S.J.	0-0 1/2 19:04	DND	INJ	-	0-0 0/0 10:46	0-0 0/0 12:02	0-0 1/1 10:04
Oct 12	Vs S.J.	0-0 2/0 19:38	0-0 3/0 19:21	INJ	-	DND	0-0 0/0 12:13	DND
Oct 14	Vs ANA	0-2 1/1 21:40	0-0 3/1 16:55	INJ	-	DND	1-0 1/1 6:29	DND
Oct 17	Vs CAR	1-0 2/0 22:16	0-1 1/2 18:42	INJ	-	DND	0-1 3/1 15:14	DND
Oct 20	Vs COL	0-0 2/0 21:51	0-1 2/1 20:29	INJ	-	0-0 0/1 6:29	0-0 1/2 12:19	DND
Oct 24	@ STL	0-1 1/1 23:39	0-4 3/3 16:40	INJ	-	0-0 2/0 6:39	0-0 1/0 12:44	0-1 1/1 12:36
Oct 25	@ NSH	0-2 6/1 20:19	0-2 0/1 17:42	INJ	-	0-1 1/1 12:17	0-0 0/0 10:45	0-0 0/0 13:33
Oct 27	Vs DET	0-1 3/1 24:00	0-0 0/1 18:39	INJ	-	0-0 0/0 8:29	0-0 0/1 9:32	1-0 1/1 13:05
Oct 30	Vs VAN	0-0 2/0 22:06	0-0 3/0 19:25	INJ	-	DND	0-0 3/0 10:21	0-0 0/0 9:55
Nov 1	Vs CGY	0-0 5/1 23:08	0-0 1/1 10:13	INJ	-	DND	0-0 2/1 10:15	DND
Nov 4	Vs ANA	0-0 2/0 20:05	0-0 3/0 13:40	DND	-	DND	0-0 2/1 13:05	0-0 2/0 13:09
Nov 6	Vs FLA	0-1 3/1 19:50	0-1 4/0 16:37	DND	-	DND	0-0 0/1 11:10	0-1 2/1 13:28
Nov 8	Vs STL	1-2 3/0 19:23	0-0 2/0 15:52	DND	-	DND	0-0 0/1 12:48	0-1 1/0 15:08
Nov 11	Vs DAL	0-2 3/0 23:41	0-0 2/1 21:40	DND	-	DND	0-0 0/0 12:47	0-0 1/0 19:03
Nov 13	@ DAL	0-0 4/0 20:22	0-0 3/0 19:36	DND	-	DND	0-0 2/0 10:25	0-0 1/0 16:51
Nov 15	Vs NSH	0-0 3/2 17:25	0-0 4/0 16:13	DND	-	DND	0-0 1/0 14:33	0-0 2/1 14:48
Nov 16	@ ANA	0-0 2/1 20:46	0-0 4/0 15:25	DND	-	DND	0-0 0/1 8:53	0-0 4/0 18:19
Nov 20	Vs WSH	1-0 2/3 19:11	0-1 3/2 17:15	0-0 0/0 7:11	-	DND	0-0 3/1 15:17	0-0 1/1 15:36
Nov 22	Vs COL	0-1 0/0 20:40	0-0 5/1 21:59	0-0 0/0 3:25	-	DND	0-0 2/0 14:47	0-0 0/0 12:08
Nov 25	@ CGY	1-0 3/0 17:45	0-0 2/1 16:46	SUS	-	DND	0-1 2/1 13:11	0-0 0/0 9:44
Nov 26	@ EDM	1-1 (W) 4:42 18:24	1-1 3/2 21:18	SUS	-	0-0 0/0 8:40	0-0 0/0 9:16	0-0 2/0 13:55
Nov 29	Vs CHI	0-0 2/0 17:36	1-1 3/2 19:35	SUS	-	0-0 1/1 9:50	0-0 1/0 1:08	1-0 3/0 15:00
Dec 1	@ TOR	0-0 1/1 20:34	0-0 4/0 20:27	DND	-	0-0 3/0 10:29	0-0 0/0 9:42	0-0 1/0 13:49
Dec 2	@ PHX	0-0 3/1 19:30	0-0 3/1 16:40	DND	-	0-0 1/0 12:32	0-0 1/0 13:56	0-0 3/0 13:39
Dec 5	Vs EDM	1-0 6/1 23:23	0-0 3/0 23:58	0-0 0/0 4:23	-	INJ	0-1 1/1 16:50	0-1 1/1 15:26
Dec 6	Vs CBJ	1-1 2/2 20:49	0-1 2/1 18:58	0-0 0/0 8:24	-	INJ	1 (W) 1/1 14:12	0-1 1/1 14:44
Dec 9	@ COL	0-0 1/3 15:45	0-1 3/1 19:09	0-0 0/1 6:47	-	INJ	0-0 1/0 15:03	0-0 0/1 14:54
Dec 11	Vs STL	2-1 7/0 18:00	0-2 4/0 19:47	0-0 0/0 7:31	-	INJ	0-0 0/0 11:11	0-1 0/1 14:29
Dec 13	Vs MIN	1-0 6/0 21:55	0-1 6/0 21:15	0-0 0/0 5:11	-	INJ	0-1 2/0 12:53	0-0 0/0 11:32
Dec 15	Vs S.J.	0-0 2/1 24:31	0-1 3/0 21:26	0-0 0/0 2:51	-	INJ	0-0 1/0 12:23	0-0 2/0 15:46
Dec 17	Vs NYR	0-1 4/1 22:02	1-0 8/2 22:38	0-0 0/0 2:38	-	INJ	0-0 1/0 16:31	0-1 1/1 14:02
Dec 19	@ BUF	0-0 4/2 17:12	0-0 6/1 19:35	0-0 0/0 8:15	-	INJ	0-0 1/2 14:15	0-0 4/1 12:58
Dec 20	@ DET	0-0 3/1 21:06	0-1 2/1 20:27	0-0 0/0 5:15	-	INJ	0-1 3/0 14:41	0-1 1/1 14:40
Dec 23	@ CBJ	0-2 5/2 20:52	1-1 2/2 19:47	DND	-	INJ	0-0 2/0 14:26	0-1 1/0 13:15
Dec 26	Vs PHX	0-1 2/1 19:36	0-1 3/1 21:18	DND	-	INJ	0-0 0/0 14:51	0-0 1/0 13:43
Dec 27	@ PHX	0-0 1/0 18:03	0-0 3/0 21:34	0-0 0/0 4:20	-	INJ	0-0 2/1 12:23	0-0 1/0 13:49
Dec 29	Vs CBJ	0-0 3/1 19:33	0-0 3/1 20:44	0-0 0/0 6:23	-	INJ	0-0 0/0 15:25	0-0 1/0 14:08
Jan 3	Vs PHI	0-0 4/0 22:56	0-0 3/0 21:10	0-0 1/0 5:34	-	INJ	1-0 1/1 17:32	0-0 0/1 10:49
Jan 6	@ ANA	0-1 1/1 21:14	0-0 4/1 21:20	0-0 0/0 5:49	-	INJ	0-0 1/0 14:48	0-0 1/0 10:33
Jan 8	Vs ANA	1-1 4/3 18:39	0-0 3/1 17:03	0-0 0/0 4:10	-	INJ	1-0 3/1 13:48	0-1 0/1 5:38
Jan 10	Vs N.J.	0-0 2/1 19:22	0-0 6/1 21:17	DND	-	INJ	0-0 2/0 12:56	0-0 1/0 10:01
Jan 12	Vs TB	0-1 5/1 22:08	0-0 5/1 19:14	DND	-	INJ	0-0 1/0 13:46	0-0 1/0 8:26
Jan 15	Vs DET	0-0 3/0 18:56	0-0 7/0 18:25	0-0 0/2 6:55	-	INJ	0-0 0/0 12:49	0-0 1/0 12:37
Jan 17	@ DAL	0-1 1/0 25:43	0-0 1/0 18:08	0-0 0/0 10:58	-	INJ	0-0 3/1 15:34	0-1 0/0 11:57
Jan 20	@ MIN	1-0 2/0 21:15	1-0 6/1 20:30	0-0 1/0 10:40	-	INJ	0-1 2/1 14:24	1-1 2/2 15:49
Jan 21	@ COL	0-2 3/1 17:43	0-2 3/0 18:14	0-0 0/0 8:35	-	INJ	0-0 3/1 13:03	1-0 3/0 13:45
Jan 29	Vs CHI	0-1 3/1 18:49	1 (W) 3/0 19:22	0-0 0/0 6:25	-	0-0 1/0 13:39	0-1 1/1 16:36	0-1 2/0 13:11
Jan 31	@ MTL	0-0 2/1 18:59	0-0 2/1 18:40	DND	-	0-0 2/0 11:20	0-0 2/0 10:17	0-2 3/1 13:01
Feb 3	@ OTT	0-0 1/0 19:09	0-0 3/0 19:55	DND	-	0-1 1/1 10:56	0-1 2/1 13:12	0-0 4/0 15:02
Feb 5	@ WSH	2-1 3/1 19:58	0-0 3/0 21:24	0-0 0/0 1:50	-	0-0 1/1 11:44	1-0 1/0 11:50	0-0 1/0 13:49
Feb 7	@ N.J.	1 (W) 5/1 19:28	1-1 5/2 19:35	DND	-	0-0 1/0 14:01	0-0 2/0 14:19	0-1 1/1 15:57
Feb 10	@ NYI	1-0 2/0 21:45	0-1 2/1 20:48	DND	-	0-1 3/1 11:53	1-0 4/0 13:11	0-0 2/0 16:10
Feb 12	Vs CGY	0-0 4/1 20:48	0-0 2/0 20:03	DND	-	0-0 1/0 8:51	0-0 3/0 10:42	0-0 1/1 16:17
Feb 14	Vs EDM	0-0 5/0 24:20	0-0 3/0 23:32	DND	-	0-0 1/1 10:55	0-0 0/1 11:00	0-0 0/0 15:02
Feb 16	Vs ATL	2-2 4/0 24:34	0-2 2/1 24:40	DND	-	0-0 1/1 9:40	0-0 2/1 13:32	0-0 1/2 14:03
Feb 18	@ ANA	1-1 (W) 5/0 22:12	0-0 6/1 20:19	DND	-	0-0 1/1 12:58	0-0 2/1 12:55	0-1 1/1 15:33
Feb 19	@ S.J.	0-0 2/1 18:10	0-1 3/1 16:48	DND	-	0-1 1/0 10:32	0-1 2/0 10:33	0-0 1/0 9:43
Feb 21	Vs PHX	0-1 2/3 17:40	0-1 4/2 21:35	0-0 1/0 7:22	-	0-0 0/1 12:29	0-1 2/1 13:34	0-1 1/1 15:19
Feb 24	@ MIN	0-0 2/1 21:52	0-0 4/1 24:22	0-0 0/0 6:39	-	0-0 2/0 11:31	0-0 4/0 14:04	0-0 4/1 16:09
Feb 25	@ PHI	0-0 3/1 22:55	0-0 6/1 23:21	DND	-	0-0 2/0 11:27	0-0 4/0 14:23	0-0 0/0 15:09
Feb 27	@ DET	0-0 3/1 19:41	0-0 2/0 20:32	DND	-	DND	0-0 3/0 15:52	0-0 1/1 14:30
Mar 1	@ CHI	1-1 4/1 16:32	0-0 3/0 18:54	DND	-	0-0 3/0 11:16	0-0 2/0 12:56	0-1 0/0 7:33
Mar 3	@ CBJ	0-1 3/0 20:02	0-0 1/0 17:13	DND	Acquired from CAR	0-0 1/1 9:54	0-0 1/1 13:06	0-0 1/1 15:01
Mar 5	Vs DAL	1-2 3/1 24:49	Traded to EDM	DND	INJ	0-0 0/0 5:36	0-0 3/2 12:12	0-0 2/2 9:01
Mar 7	Vs MIN	1-0 4/1 18:23	DND	DND	INJ	DND	0-0 1/2 15:50	1-0 1/1 7:32
Mar 9	Vs VAN	0-1 0/1 21:07	DND	DND	INJ	DND	0-0 1/0 17:43	0-0 4/1 12:02
Mar 13	@ VAN	1-0 5/1 19:14	DND	DND	INJ	DND	0-0 0/0 17:32	DND
Mar 14	@ S.J.	0-0 2/0 21:29	DND	DND	INJ	DND	0-1 7/1 18:27	0-0 0/0 11:26
Mar 16	Vs NSH	1-0 1/1 22:11	DND	DND	INJ	DND	0-0 1/0 17:14	0-1 3/0 14:52
Mar 19	@ BOS	0-0 3/0 21:26	DND	DND	INJ	DND	0-2 1/1 18:53	0-0 2/0 15:59
Mar 20	@ PIT	0-1 0/1 21:01	DND	DND	0-0 1/1 13:36	DND	0-0 0/1 10:58	0-0 2/1 12:00
Mar 22	@ CHI	0-0 1/1 18:04	DND	DND	0-0 1/2 13:45	DND	0-0 1/1 17:42	0-1 0/0 11:27
Mar 24	@ STL	0-0 1/0 19:28	DND	DND	0-0 3/0 16:27	0-0 1/1 12:08	0-0 0/1 14:44	0-0 2/0 14:02
Mar 26	@ DAL	0-0 4/0 22:51	DND	DND	0-0 0/0 18:52	0-0 1/0 11:27	0-0 3/0 19:12	0-0 0/0 14:25
Mar 28	@ NSH	0-1 3/1 18:24	DND	DND	0-0 0/1 18:07	0-0 0/1 13:21	0-0 1/1 16:35	0-1 0/0 12:53
Mar 31	@ WSH	0-0 1/0 16:02	DND	DND	0-0 1/1 10:42	0-0 1/1 10:42	0-0 1/1 15:08	0-0 1/1 15:01
Apr 2	@ PHX	0-0 4/0 17:13	DND	0-0 0/0 10:32	DND	0-0 3/0 16:54	DND	0-0 0/2 16:30
Apr 4	Vs PHX	1-2 3/2 21:26	DND	DND	1-2 3/2 20:42	DND	0-0 3/0 12:32	0-1 1/2 13:32
Apr 6	@ CGY	0-0 2/2 18:47	DND	DND	0-0 3/0 21:01	DND	1-0 2/0 12:22	0-0 0/0 10:31
Apr 7	@ EDM	0-0 2/1 19:45	DND	0-0 0/0 6:50	0-0 3/0 16:43	0-0 0/0 12:09	1-1 (W) 4/1 20:58	DND
Apr 9	@ VAN	0-0 3/0 21:19	DND	0-0 0/0 6:53	0-0 3/0 21:00	DND	0-0 1/0 17:26	0-0 1/0 10:55
Apr 11	Vs S.J.	0-0 3/1 21:30	DND	0-1 1/1 7:00	0-1 4/1 21:02	DND	1-2 1/21 16:22	DND

# KINGS 2008-2009 PLAYER GAME-BY-GAME RESULTS

Date	Team	GAUTHIER # 21	BOYLE # 22	BROWN # 23	FROLOV # 24	MOULSON # 25	HANDZUS # 26	QUINCEY # 27
Oct 11	@ S.J.	0-0 18:05	DND	0-0 2/3 18:13	1-0 3/1 20:13	0-0 1/1 17:05	0-1 1/1 18:44	-
Oct 12	Vs S.J.	0-0 0/1 16:45	0-0 1/1 8:23	0-0 3/0 23:39	0-0 2/0 18:18	0-0 0/0 12:48	0-0 0/0 16:30	-
Oct 14	Vs ANA	0-0 3/1 15:56	0-0 3/2 8:11	0-2 2/0 20:58	1-0 1/1 20:54	1-0 (W) 2/0 16:14	0-1 0/2 18:18	DND
Oct 17	Vs CAR	0-0 1/1 16:57	0-0 0/1 4:51	1-1 4/0 22:12	0-0 4/2 19:17	0-0 2/1 14:52	2-0 (W) 3/2 20:33	0-1 0/0 21:43
Oct 20	Vs COL	0-0 0/2 12:00	DND	0-0 5/0 20:34	0-1 2/2 17:57	0-0 0/1 13:35	0-0 2/1 18:51	0-0 2/1 25:47
Oct 24	@ STL	0-0 1/1 18:31	DND	1-1 7/3 17:27	0-0 0/0 19:35	DND	0-0 1/0 18:34	1-0 (W) 3/1 21:51
Oct 25	@ NSH	0-0 0/1 12:18	DND	1-0 5/0 20:16	1-0 2/0 16:50	DND	0-0 3/1 17:59	0-0 0/2 20:06
Oct 27	Vs DET	0-0 1/2 16:06	DND	0-0 2/1 23:05	1-0 3/0 19:28	DND	0-1 2/0 20:31	0-1 2/1 24:17
Oct 30	Vs VAN	0-0 0/0 16:17	DND	0-0 8/0 20:31	0-0 1/0 15:27	0-0 1/0 10:17	0-0 2/0 17:58	0-0 1/2 24:19
Nov 1	Vs CGY	0-0 1/0 13:38	0-0 1/0 9:57	0-0 3/1 23:24	0-2 0/1 19:02	0-0 1/1 16:36	0-0 2/1 17:10	0-2 3/0 22:02
Nov 4	Vs ANA	0-0 1/1 14:34	0-0 3/0 11:13	0-0 5/0 18:49	0-0 3/0 17:38	MIN	0-0 0/1 18:43	0-0 2/0 24:52
Nov 6	Vs FLA	0-0 0/1 17:04	1-0 1/1 10:49	1-0 (W) 5/1 17:22	0-0 0/1 15:24	MIN	0-0 1/1 18:34	0-0 2/2 22:10
Nov 8	Vs STL	0-1 0/1 14:46	0-0 2/0 10:01	1-1 8/0 18:16	1-1 1/1 16:51	MIN	0-0 2/1 19:25	0-1 1/1 21:14
Nov 11	Vs DAL	0-0 1/1 15:38	0-0 0/0 8:42	0-0 5/0 20:27	0-0 3/1 19:14	MIN	0-0 0/1 18:02	0-0 1/0 23:10
Nov 13	@ DAL	0-0 1/0 11:48	0-0 1/0 9:25	0-0 4/0 20:04	0-2 2/1 18:37	MIN	1-0 3/0 18:42	1-0 (W) 3/0 20:53
Nov 15	Vs NSH	0-0 1/0 16:00	0-0 2/0 10:57	0-0 2/2 16:20	0-0 3/1 16:11	MIN	1-0 4/1 15:27	0-1 0/1 20:36
Nov 16	@ ANA	0-0 1/0 13:36	0-0 3/1 11:53	0-0 4/1 19:39	0-0 1/1 19:49	MIN	0-0 2/1 16:36	0-0 1/0 16:28
Nov 20	Vs WSH	0-1 2/1 16:18	0-0 0/0 10:34	1-1 (W) 6/1 19:22	0-0 0/1 16:33	MIN	1-1 1/1 20:18	0-1 0/0 19:10
Nov 22	Vs COL	0-0 0/0 12:37	0-0 1/0 7:15	1-0 7/1 21:35	1-0 1/0 20:17	MIN	0-0 0/1 24:01	0-1 2/2 23:28
Nov 25	@ CGY	0-0 0/2 19:01	0-0 0/3 11:19	0-0 7/0 17:35	1-0 1/1 17:35	MIN	0-0 3/0 13:46	0-1 2/2 22:34
Nov 26	@ EDM	INJ	DND	0-0 2/0 18:22	0-0 1/1 19:19	MIN	0-0 5/1 16:34	0-0 4/0 23:48
Nov 29	Vs CHI	0-0 0/2 13:38	DND	0-0 2/1 18:55	1-1 3/2 18:55	MIN	0-2 0/2 18:00	0-2 3/2 24:19
Dec 1	Vs TOR	INJ	MIN	0-0 6/1 20:02	1-0 1/0 20:45	MIN	0-0 3/0 18:30	0-0 2/0 23:18
Dec 2	@ PHX	INJ	MIN	0-0 2/2 19:26	1-0 3/0 12:53	MIN	0-0 0/0 11:91	0-1 4/0 19:47
Dec 5	Vs EDM	0-0 1/1 14:15	MIN	0-1 1/1 11:20	1-1 2/1 19:15	MIN	1-1 3/1 16:26	0-1 4/1 25:17
Dec 6	Vs CBJ	0-0 0/1 12:59	MIN	0-1 3/2 19:31	0-0 1/0 15:41	MIN	0-0 3/1 17:09	0-1 1/1 22:31
Dec 9	@ COL	0-0 0/1 17:30	MIN	0-0 4/3 17:46	0-1 2/1 17:42	MIN	0-0 1/2 16:05	0-2 3/3 22:09
Dec 11	Vs STL	0-0 0/1 17:03	MIN	3-0 (W) 6/1 20:45	1-0 3/0 17:01	MIN	0-0 1/0 18:30	0-2 3/1 23:07
Dec 13	Vs MIN	0-0 2/0 15:48	MIN	0-2 5/1 18:08	1-0 3/1 18:17	MIN	1-0 (W) 3/1 19:36	0-0 2/1 18:47
Dec 15	Vs S.J.	0-0 0/1 11:59	MIN	0-0 2/1 21:51	0-0 1/1 24:29	MIN	0-0 3/0 22:41	0-0 2/1 24:26
Dec 17	Vs NYR	0-0 1/0 11:25	MIN	1-1 6/1 21:41	0-0 3/0 22:25	MIN	0-0 2/0 21:52	0-0 2/1 25:33
Dec 19	@ BUF	0-0 2/0 14:49	MIN	0-0 5/1 17:38	0-0 2/2 16:42	MIN	0-0 3/1 16:08	0-2 3/3 22:09
Dec 20	@ DET	0-0 0/1 15:59	MIN	1-1 4/2 18:03	1-0 4/0 18:14	MIN	0-1 0/0 18:44	0-0 0/4 19:57
Dec 23	@ CBJ	0-0 0/1 16:48	MIN	0-0 5/0 16:38	0-0 2/0 18:05	MIN	0-0 2/0 19:07	0-0 4/1 21:54
Dec 26	Vs PHX	0-0 0/0 13:41	MIN	0-0 2/0 19:49	0-0 2/0 17:58	MIN	0-0 3/0 19:20	0-0 1/0 21:57
Dec 27	@ PHX	0-0 1/0 14:35	MIN	0-0 3/0 20:32	2-0 5/1 22:16	MIN	0-0 1/0 22:48	0-2 3/2 20:36
Dec 29	Vs CBJ	0-0 1/0 14:40	MIN	0-0 3/1 20:24	0-0 0/1 17:25	MIN	0-0 1/1 18:15	0-0 3/0 21:15
Jan 3	Vs PHI	0-0 0/0 13:51	0-0 1/0 6:27	0-0 3/0 21:52	0-0 0/0 17:38	MIN	0-0 1/0 23:22	0-1 1/1 26:27
Jan 6	@ ANA	0-0 0/0 13:25	0-0 0/0 5:58	0-0 2/1 19:42	0-0 0/1 19:33	MIN	0-0 0/0 19:59	1-0 1/1 23:16
Jan 8	Vs ANA	0-0 0/0 13:49	0-0 1/1 10:12	1-1 5/2 20:12	1-1 (W) 4/1 19:28	MIN	0-0 0/1 23:15	0-1 0/1 22:23
Jan 10	Vs N.J.	0-0 2/1 16:21	0-1 1/0 13:28	0-0 3/2 20:16	0-1 1/0 19:38	MIN	0-0 0/0 14:13	0-0 4/0 19:08
Jan 12	Vs TB	0-0 0/1 16:02	0-0 0/1 8:07	0-0 1/1 19:13	0-0 2/0 25:36	MIN	0-0 3/0 17:42	0-0 5/1 23:53
Jan 15	Vs DET	0-0 0/2 13:26	0-0 0/2 10:58	0-0 2/0 16:47	0-0 3/1 20:59	MIN	0-0 0/0 15:53	0-0 2/1 26:08
Jan 17	@ DAL	0-0 0/0 8:43	MIN	0-1 1/1 22:02	1-0 5/0 24:46	MIN	0-0 3/0 21:21	0-0 3/0 17:33
Jan 20	@ MIN	DND	MIN	1-0 (W) 5/3 20:14	0-0 1/0 19:11	MIN	0-1 1/1 19:11	0-0 2/0 18:40
Jan 21	@ COL	0-0 0/0 16:05	MIN	1-1 (W) 4/1 19:47	2-0 4/0 23:32	MIN	0-2 0/1 20:22	0-2 2/1 19:52
Jan 29	Vs CHI	DND	MIN	2-1 4/0 19:30	1-1 1/2 20:39	MIN	0-0 0/1 19:01	0-2 0/0 20:13
Jan 31	@ MTL	0-0 0/0 5:08	MIN	1-1 3/1 17:32	0-1 5/1 21:47	MIN	1-0 2/1 20:19	0-0 1/2 19:54
Feb 3	@ OTT	SUS	MIN	0-0 2/0 19:04	0-0 3/0 20:02	MIN	1-0 (W) 2/1 19:24	0-0 2/0 16:05
Feb 5	@ WSH	SUS	MIN	0-2 5/1 19:36	0-2 5/3 22:37	MIN	1-0 1/1 20:12	0-1 1/1 19:34
Feb 7	@ N.J.	SUS	MIN	0-1 1/1 18:13	0-1 3/1 20:53	MIN	0-1 2/0 20:27	0-0 6/0 16:53
Feb 10	@ NYI	SUS	MIN	0-0 7/1 20:58	1-1 4/0 24:14	MIN	0-0 3/0 18:01	0-1 4/1 18:56
Feb 12	Vs CGY	SUS	MIN	0-0 2/1 21:20	0-0 3/0 22:08	MIN	0-0 2/0 17:44	0-0 2/0 17:22
Feb 14	Vs EDM	0-0 1/1 12:32	MIN	1-0 7/0 22:11	0-1 3/0 25:16	MIN	0-1 4/1 21:10	0-1 5/1 17:01
Feb 16	Vs ATL	1-0 1/2 10:28	MIN	0-2 6/0 20:46	1-2 4/1 24:06	MIN	0-1 5/1 19:47	0-0 3/1 18:28
Feb 18	@ ANA	0-0 0/0 12:24	MIN	1-1 3/1 16:37	0-0 0/1 21:58	MIN	0-0 2/0 20:47	0-1 0/0 13:53
Feb 19	@ S.J.	0-0 1/0 16:08	MIN	0-1 2/0 19:05	1-0 2/2 21:00	MIN	1-0 2/1 17:10	0-0 3/1 19:40
Feb 21	Vs PHX	SUS	MIN	1-0 4/1 17:11	1-0 3/4 23:52	MIN	0-0 3/2 16:20	0-1 1/1 15:46
Feb 24	@ MIN	SUS	MIN	PER	0-0 1/0 20:58	MIN	0-0 0/0 21:15	0-0 2/0 20:49
Feb 25	@ PHI	0-0 1/0 13:49	MIN	PER	0-0 3/1 21:51	MIN	0-0 1/0 19:14	0-0 4/1 15:40
Feb 27	@ DET	0-0 1/0 16:25	MIN	0-0 4/0 17:25	0-0 3/0 18:18	MIN	0-1 3/0 16:52	0-1 1/0 18:23
Mar 1	@ CHI	0-0 0/0 14:11	MIN	0-0 0/2 16:33	0-0 2/1 20:12	MIN	0-0 2/0 18:46	0-0 1/1 21:04
Mar 3	@ CBJ	0-0 0/2 12:22	MIN	0-1 1/0 17:18	0-1 2/1 19:23	MIN	0-0 1/0 17:05	0-1 3/1 22:59
Mar 5	Vs DAL	0-0 0/2 11:29	MIN	0-1 7/1 21:14	1-2 1/2 24:27	MIN	3-0 (W) 6/1 22:38	0-1 4/2 24:40
Mar 7	Vs MIN	0-0 1/0 15:57	MIN	0-0 1/1 17:40	0-1 1/2 20:57	MIN	0-1 0/2 19:30	0-1 4/1 19:04
Mar 9	Vs VAN	1-0 2/1 15:39	MIN	0-0 2/0 18:19	0-1 2/1 17:33	MIN	0-0 0/0 16:07	0-1 1/0 21:10
Mar 13	@ VAN	0-0 0/0 10:20	MIN	0-1 2/0 18:59	1-0 8/1 23:40	MIN	0-0 0/0 18:35	0-2 2/2 22:32
Mar 14	@ S.J.	0-0 0/0 18:16	MIN	0-0 3/1 21:47	0-1 1/1 19:04	MIN	0-1 1/1 20:22	0-0 1/1 18:44
Mar 16	Vs NSH	0-0 1/0 13:31	MIN	0-1 2/1 18:53	0-1 7/2 18:46	MIN	1-1 3/0 21:09	0-0 1/1 21:12
Mar 19	@ BOS	0-0 1/0 14:13	MIN	1-0 (W) 7/1 20:33	0-0 2/2 12:01	MIN	1-0 4/0 19:18	0-0 2/2 20:43
Mar 20	@ PIT	INJ	MIN	0-0 6/1 20:56	1-0 1/0 17:00	MIN	0-1 2/2 16:14	0-0 1/2 12:14
Mar 22	@ CHI	INJ	MIN	0-0 2/1 16:57	0-0 1/2 21:02	MIN	0-0 1/1 19:06	0-0 0/2 20:41
Mar 24	@ STL	INJ	MIN	0-0 0/0 18:19	INJ	MIN	0-0 2/0 20:48	0-0 2/0 20:03
Mar 26	@ DAL	INJ	MIN	0-0 4/0 21:14	INJ	MIN	0-0 2/0 21:40	0-0 2/0 21:22
Mar 28	@ NSH	INJ	MIN	0-0 0/1 18:54	INJ	MIN	0-1 1/1 18:12	0-0 2/0 22:52
Mar 31	Vs DAL	0-0 0/1 14:03	MIN	0-0 4/0 18:50	INJ	MIN	0-0 1/1 21:44	INJ
Apr 2	@ PHX	0-0 0/1 13:58	0-0 0/1 11:06	0-0 4/2 16:59	INJ	MIN	0-0 1/1 17:58	INJ
Apr 4	Vs PHX	0-0 1/0 16:04	2-0 (W) 5/2 11:11	0-0 1/1 15:19	2-0 4/2 21:46	MIN	0-0 0/1 13:49	INJ
Apr 6	@ CGY	0-0 0/1 17:08	0-0 2/0 10:43	0-0 1/1 16:05	0-0 1/1 19:28	MIN	0-1 3/0 17:50	INJ
Apr 7	@ EDM	0-0 1/1 17:43	0-0 3/0 12:21	0-0 2/0 19:25	1-0 2/1 18:46	MIN	0-1 3/0 19:44	INJ
Apr 9	@ VAN	0-0 0/0 15:31	0-0 0/0 13:38	0-0 1/0 13:56	0-0 3/0 22:57	MIN	0-0 2/0 16:12	INJ
Apr 11	Vs S.J.	0-0 0/2 14:36	0-0 0/0 11:12	0-0 1/1 18:31	1-0 3/1 21:47	MIN	1-0 1/1 18:41	INJ

Skaters: Goals-Assists (GameWinning or GameTying) Shots / (+/-) TO Goals: Goals Allowed / Shots Decision Minutes Played MIN=Minors PER=Personal WJC=World Jr. Championships

# KINGS 2008-2009 PLAYER GAME-BY-GAME RESULTS

Date	Team	STOLL # 28	WESTGARTH # 33	IVANANS # 41	PREISSING # 42	DREWSKE # 44	PURCELL # 54	LEWIS # 61
Oct 11	@ S.J.	0-0 1/0 13:44	MIN	0-0 0/0 7:43	0-1 0/1 17:42	MIN	MIN	MIN
Oct 12	Vs S.J.	0-0 2/0 18:44	MIN	0-0 1/1 6:24	0-0 0/1 21:21	MIN	MIN	MIN
Oct 14	Vs ANA	1-1 3/1 20:39	MIN	0-0 0/1 5:19	1-1 3/0 23:56	MIN	MIN	MIN
Oct 17	Vs CAR	0-0 2/0 16:00	MIN	0-0 0/2 4:10	0-0 1/1 19:49	MIN	MIN	MIN
Oct 20	Vs COL	0-1 3/1 17:40	MIN	0-0 0/0 3:04	0-0 1/3 9:38	MIN	MIN	MIN
Oct 24	@ STL	1-0 4/3 18:00	MIN	0-0 1/0 7:25	DND	MIN	MIN	MIN
Oct 25	@ NSH	2-0 3/1 18:31	MIN	0-0 0/0 8:44	DND	MIN	MIN	MIN
Oct 27	Vs DET	0-0 0/1 20:22	MIN	0-0 0/0 3:55	DND	MIN	MIN	MIN
Oct 30	Vs VAN	0-0 1/2 16:50	MIN	0-0 0/1 1:54	DND	MIN	MIN	MIN
Nov 1	Vs CGY	0-0 3/1 11:34	MIN	0-0 1/0 10:36	0-0 4/0 17:25	MIN	MIN	MIN
Nov 4	Vs ANA	0-0 2/0 14:44	MIN	0-0 1/0 9:04	0-0 2/0 16:32	MIN	MIN	MIN
Nov 6	Vs FLA	0-0 1/1 14:12	MIN	0-0 1/0 9:30	1-0 4/1 17:48	MIN	MIN	MIN
Nov 8	Vs STL	0-0 1/1 12:32	MIN	0-0 1/1 10:30	1-1 5/1 16:56	MIN	MIN	MIN
Nov 11	Vs DAL	1-0 3/0 14:38	MIN	0-0 0/0 8:24	0-0 2/1 14:26	MIN	MIN	MIN
Nov 13	@ DAL	1-0 1/1 12:20	MIN	0-0 0/0 6:17	0-0 0/0 14:34	MIN	MIN	MIN
Nov 15	Vs NSH	0-0 1/0 16:20	MIN	0-0 0/0 10:42	0-0 0/1 18:21	MIN	MIN	MIN
Nov 16	@ ANA	0-0 1/0 16:00	MIN	0-0 0/0 3:36	0-0 0/1 18:19	MIN	MIN	MIN
Nov 20	Vs WSH	0-1 2/0 15:32	MIN	0-0 0/0 6:45	0-0 4/0 15:26	MIN	MIN	MIN
Nov 22	Vs COL	0-1 3/0 17:30	MIN	0-0 0/0 4:11	0-0 1/0 18:26	MIN	MIN	MIN
Nov 25	@ CGY	0-0 3/0 13:57	MIN	0-0 0/2 9:59	DND	MIN	MIN	MIN
Nov 26	@ EDM	0-0 3/1 15:50	MIN	0-0 0/0 4:07	0-0 3/0 15:07	MIN	MIN	MIN
Nov 29	Vs CHI	1-1 2/1 18:47	MIN	0-0 0/0 5:27	0-1 1/3 14:38	MIN	MIN	MIN
Dec 1	@ TOR	0-0 1/0 17:55	MIN	0-0 0/0 4:20	0-0 3/0 16:09	MIN	MIN	MIN
Dec 2	@ PHX	0-0 0/0 11:09	MIN	0-0 0/1 7:33	0-0 1/1 17:34	MIN	MIN	MIN
Dec 5	Vs EDM	1-0 1/0 19:57	MIN	0-0 0/0 5:05	DND	MIN	MIN	MIN
Dec 6	Vs CBJ	0-0 2/1 15:39	MIN	0-0 0/0 6:22	DND	MIN	MIN	MIN
Dec 9	@ COL	0-0 1/1 20:14	MIN	0-0 1/1 9:48	DND	MIN	MIN	MIN
Dec 11	Vs STL	0-3 0/1 17:46	MIN	0-0 0/0 8:40	DND	MIN	0-1 1/1 10:05	MIN
Dec 13	Vs MIN	0-0 2/0 16:38	MIN	0-0 0/0 5:11	DND	MIN	0-0 2/0 12:42	MIN
Dec 15	Vs S.J.	0-0 3/0 18:34	MIN	0-0 0/0 2:40	DND	MIN	1-1 1/2 13:35	MIN
Dec 17	Vs NYR	0-0 4/0 22:08	MIN	0-0 1/0 1:38	DND	MIN	0-0 0/1 1:14	MIN
Dec 19	@ BUF	0-0 5/1 17:29	MIN	0-0 2/0 8:30	DND	MIN	0-0 1/1 13:29	0-0 1/0 9:14
Dec 20	@ DET	0-2 1/1 17:54	MIN	0-0 2/1 5:22	DND	MIN	0-0 0/0 6:29	1-0 2/1 15:08
Dec 23	@ CBJ	0-0 4/0 14:08	MIN	1-0 (W) 2/1 7:38	0-0 3/1 15:24	MIN	0-0 2/1 7:57	0-1 2/1 11:40
Dec 26	Vs PHX	0-0 1/0 16:38	MIN	0-0 1/0 6:31	0-0 0/1 10:58	MIN	0-0 1/0 9:25	0-0 1/1 12:05
Dec 27	@ PHX	1-0 1/1 14:52	MIN	1-0 (W) 1/1 4:31	DND	MIN	0-2 1/0 12:18	0-1 1/1 7:51
Dec 29	Vs CBJ	0-0 3/0 16:06	MIN	0-0 0/0 6:05	DND	MIN	0-0 1/0 10:29	0-0 3/0 13:37
Jan 3	Vs PHI	0-0 1/1 17:49	MIN	0-0 0/0 8:58	DND	MIN	0-1 2/0 15:29	MIN
Jan 6	@ ANA	0-1 2/0 18:54	MIN	0-0 0/0 6:54	DND	MIN	0-0 1/0 14:31	MIN
Jan 8	Vs ANA	0-0 1/0 10:34	MIN	0-0 0/0 12:38	DND	MIN	0-1 3/1 13:51	MIN
Jan 10	Vs N.J.	0-0 3/0 12:52	MIN	0-0 0/0 6:24	DND	MIN	0-0 3/0 13:03	MIN
Jan 12	Vs T.B.	0-0 0/0 16:34	MIN	0-0 0/0 6:10	DND	MIN	0-0 1/1 1:19	MIN
Jan 15	Vs DET	0-0 0/1 14:51	DND	DND	0-0 2/2 17:59	MIN	0-0 1/1 13:56	MIN
Jan 17	@ DAL	0-0 1/0 20:51	DND	0-0 0/0 5:12	DND	MIN	0-0 0/0 9:30	MIN
Jan 20	@ MIN	0-1 3/2 17:41	0-0 0/0 4:39	0-1 1/1 4:08	DND	MIN	MIN	MIN
Jan 21	@ COL	1-1 3/1 18:20	0-0 0/0 2:50	0-0 0/0 2:45	DND	MIN	MIN	MIN
Jan 29	Vs CHI	1-0 4/0 15:56	MIN	0-0 1/0 4:28	DND	MIN	MIN	MIN
Jan 31	@ MTL	1-1 3/2 16:38	MIN	0-0 0/0 7:14	DND	MIN	MIN	MIN
Feb 3	@ OTT	0-0 1/0 20:42	MIN	0-0 1/0 4:53	INJ	0-0 0/0 16:15	MIN	MIN
Feb 5	@ WSH	0-2 4/0 17:58	MIN	0-0 1/0 6:58	INJ	0-0 1/1 2:01	MIN	MIN
Feb 7	@ N.J.	1-0 2/1 20:05	MIN	0-0 1/0 4:12	INJ	0-0 1/0 14:15	MIN	MIN
Feb 10	@ NYI	0-1 2/0 20:24	MIN	0-0 0/0 6:55	INJ	0-0 0/0 12:48	MIN	MIN
Feb 12	Vs CGY	0-1 1/1 20:35	MIN	0-0 1/0 4:56	INJ	0-0 2/0 13:00	MIN	MIN
Feb 14	Vs EDM	0-1 4/0 21:42	MIN	0-0 0/0 2:53	INJ	DND	MIN	MIN
Feb 16	Vs ATL	1-0 3/1 22:12	MIN	0-0 0/0 4:37	INJ	MIN	MIN	MIN
Feb 18	@ ANA	1-2 1/1 16:56	MIN	0-0 0/0 1:49	INJ	MIN	MIN	MIN
Feb 19	@ S.J.	0-0 6/0 16:35	MIN	0-0 0/0 9:54	INJ	MIN	MIN	MIN
Feb 21	Vs PHX	0-0 2/1 17:57	MIN	0-0 0/0 7:09	INJ	MIN	MIN	MIN
Feb 24	@ MIN	0-0 1/0 19:09	MIN	0-0 0/0 6:12	INJ	MIN	0-0 2/0 13:02	MIN
Feb 25	@ PHI	0-0 4/1 17:07	MIN	0-0 0/0 5:37	INJ	MIN	0-0 2/0 12:25	MIN
Feb 27	@ DET	0-0 0/0 17:15	MIN	0-0 0/0 4:01	INJ	MIN	0-0 4/1 13:37	MIN
Mar 1	@ CHI	0-0 1/2 16:39	MIN	INJ	DND	MIN	0-1 1/0 12:58	MIN
Mar 3	@ CBJ	1-1 3/0 15:11	MIN	INJ	DND	MIN	1-0 2/0 12:41	MIN
Mar 5	Vs DAL	0-0 1/2 13:40	MIN	INJ	DND	MIN	0-1 2/1 15:35	MIN
Mar 7	Vs MIN	0-0 1/1 17:01	0-0 1/1 6:27	INJ	MIN	MIN	1-0 (W) 2/2 17:03	MIN
Mar 9	Vs VAN	2-0 (W) 5/2 20:04	0-0 0/0 1:36	INJ	MIN	MIN	0-2 3/1 15:37	MIN
Mar 13	@ VAN	0-1 2/0 15:55	0-0 0/0 4:31	0-0 0/0 5:38	MIN	MIN	0-0 1/0 15:10	MIN
Mar 14	@ S.J.	0-0 1/1 17:39	0-0 0/0 6:12	0-0 0/0 3:07	MIN	MIN	0-0 0/1 1:18	MIN
Mar 16	Vs NSH	0-0 4/2 16:51	0-0 0/0 5:44	0-0 0/0 5:33	MIN	MIN	1-0 4/1 15:10	MIN
Mar 19	@ BOS	0-0 2/0 18:24	0-0 0/0 7:34	0-0 1/0 9:26	MIN	MIN	0-1 4/1 16:43	MIN
Mar 20	@ PIT	0-0 2/1 19:24	DND	0-0 1/1 8:41	MIN	0-0 1/0 15:30	0-0 1/1 17:49	MIN
Mar 22	@ CHI	0-0 2/1 19:28	0-0 0/0 4:08	0-0 0/0 5:39	MIN	0-0 1/0 13:35	DND	MIN
Mar 24	@ STL	0-0 2/0 19:14	MIN	0-0 0/0 4:46	MIN	0-0 1/1 14:08	0-0 3/0 16:40	MIN
Mar 26	@ DAL	0-0 0/0 12:35	MIN	0-0 0/0 3:11	MIN	0-0 2/0 18:32	0-0 5/0 16:45	MIN
Mar 28	@ NSH	INJ	MIN	0-0 2/0 10:49	MIN	0-0 1/0 19:33	0-0 2/1 17:01	MIN
Mar 31	Vs DAL	INJ	MIN	0-0 2/0 7:02	MIN	0-0 1/0 22:43	0-0 1/0 16:05	MIN
Apr 4	@ PHX	INJ	MIN	0-0 1/0 9:04	MIN	0-0 2/1 22:18	0-0 1/1 14:32	MIN
Apr 6	Vs PHX	INJ	MIN	0-0 0/0 7:55	MIN	0-0 3/1 23:29	0-0 2/1 14:04	MIN
Apr 6	@ CGY	INJ	MIN	0-0 0/0 6:07	MIN	0-0 0/2 17:41	0-0 1/3 14:11	MIN
Apr 7	@ EDM	INJ	MIN	0-0 0/0 6:26	MIN	0-1 2/2 22:04	0-0 1/0 10:54	MIN
Apr 9	@ VAN	INJ	MIN	0-0 0/0 8:11	MIN	0-0 0/0 20:15	0-0 1/0 14:09	MIN
Apr 11	Vs S.J.	INJ	MIN	0-0 0/0 4:17	MIN	0-2 4/1 22:18	0-1 2/0 11:55	MIN



# KINGS 2008-2009 PLAYER GAME-BY-GAME RESULTS

Date	Team	ERSBERG # 31	QUICK # 32	LABARBERA # 35	BERNIER # 45
Oct 11	@ S.J	DNP	MIN	3-41 L 60	MIN
Oct 12	Vs S.J	DNP	MIN	1-19 L 59	MIN
Oct 14	Vs ANA	DNP	MIN	3-26 W 59	MIN
Oct 17	Vs CAR	DNP	MIN	3-26 W 63	MIN
Oct 20	Vs COL	0-2 19	MIN	4-14 L 40	MIN
Oct 24	@ STL	DNP	MIN	0-15 W 60	MIN
Oct 25	@ NSH	2-12 L 46	MIN	3-15 13	MIN
Oct 27	Vs DET	DNP	MIN	3-37 O 65	MIN
Oct 30	Vs VAN	DNP	MIN	4-18 L 60	MIN
Nov 1	Vs CGY	DNP	MIN	3-21 L 59	MIN
Nov 4	Vs ANA	1-27 O 61	MIN	DNP	MIN
Nov 6	Vs FLA	2-15 W 60	MIN	DNP	MIN
Nov 8	Vs STL	3-27 W 60	MIN	DNP	MIN
Nov 11	Vs DAL	2-21 W 65	MIN	DNP	MIN
Nov 13	@ DAL	2-26 W 60	MIN	DNP	MIN
Nov 15	Vs NSH	2-21 L 60	MIN	DNP	MIN
Nov 16	@ ANA	2-26 L 60	MIN	DNP	MIN
Nov 20	Vs WSH	2-21 W 60	MIN	DNP	MIN
Nov 22	Vs COL	3-29 O 65	MIN	DNP	MIN
Nov 25	@ CGY	4-18 L 30	MIN	2-17 30	MIN
Nov 26	@ EDM	DNP	MIN	1-23 W 60	MIN
Nov 29	Vs CHI	2-24 W 60	MIN	DNP	MIN
Dec 1	Vs TOR	DNP	MIN	2-29 L 59	MIN
Dec 2	@ PHX	3-25 L 59	MIN	DNP	MIN
Dec 5	Vs EDM	3-13 20	MIN	1-31 O 45	MIN
Dec 6	Vs CBJ	DNP	MIN	0-23 W 60	MIN
Dec 9	@ COL	DNP	MIN	6-26 L 59	MIN
Dec 11	Vs STL	2-28 W 60	MIN	DNP	MIN
Dec 13	Vs MIN	1-34 W 60	MIN	DNP	MIN
Dec 15	Vs S.J	1-11 27	MIN	1-14 O 38	MIN
Dec 17	Vs NYR	INJ	DNP	3-30 O 63	MIN
Dec 19	@ BUF	INJ	1-8 17	4-15 L 43	MIN
Dec 20	@ DET	INJ	5-35 L 60	DNP	MIN
Dec 23	@ CBJ	INJ	0-24 W 60	DNP	MIN
Dec 26	Vs PHX	DND	2-26 L 59	DNP	MIN
Dec 27	@ PHX	DND	0-26 W 60	DNP	MIN
Dec 29	Vs CBJ	DND	1-24 L 58	DNP	MIN
Jan 3	Vs PHI	DNP	1-32 W 65	Traded to VAN	MIN
Jan 6	@ ANA	2-25 L 59	DNP	-	MIN
Jan 8	Vs ANA	DNP	3-27 W 60	-	MIN
Jan 10	Vs N.J	DNP	5-28 L 60	-	MIN
Jan 12	Vs TB	3-7 L 26	0-15 32	-	MIN
Jan 15	Vs DET	DNP	4-31 L 60	-	MIN
Jan 17	@ DAL	2-34 O 64	DNP	-	MIN
Jan 20	@ MIN	INJ	2-27 W 60	-	DNP
Jan 21	@ COL	INJ	5-41 W 60	-	DNP
Jan 29	Vs CHI	DNP	2-33 W 60	-	MIN
Jan 31	@ MTL	DNP	4-26 L 60	-	MIN
Feb 3	@ OTT	DNP	0-29 W 60	-	MIN
Feb 5	@ WSH	DNP	4-45 W 60	-	MIN
Feb 7	@ N.J	DNP	1-26 W 60	-	MIN
Feb 10	@ NYI	DNP	3-25 W 65	-	MIN
Feb 12	Vs CGY	DNP	1-19 L 59	-	MIN
Feb 14	Vs EDM	DNP	2-21 O 63	-	MIN
Feb 16	Vs ATL	3-20 O 56	3-7 8	-	MIN
Feb 18	@ ANA	DNP	3-31 W 60	-	MIN
Feb 19	@ S.J	4-40 L 59	DNP	-	MIN
Feb 21	Vs PHX	DNP	5-28 L 59	-	MIN
Feb 24	@ PHI	DNP	1-24 W 65	-	MIN
Feb 25	@ PHI	1-19 L 59	DNP	-	MIN
Feb 27	@ DET	DNP	2-41 L 59	-	MIN
Mar 1	@ CHI	DNP	4-38 L 60	-	MIN
Mar 3	@ CBJ	DNP	5-25 L 59	-	MIN
Mar 5	Vs DAL	4-19 40	0-4 W 20	-	MIN
Mar 7	Vs MIN	DNP	3-24 W 60	-	MIN
Mar 9	Vs VAN	DNP	2-22 W 60	-	MIN
Mar 13	@ VAN	DNP	4-32 L 58	-	MIN
Mar 14	@ S.J	1-39 O 65	DNP	-	MIN
Mar 16	Vs NSH	4-30 L 58	DNP	-	MIN
Mar 19	@ BOS	DNP	2-26 W 64	-	MIN
Mar 20	@ PIT	DNP	4-26 L 60	-	MIN
Mar 22	@ CHI	DNP	2-30 L 60	-	MIN
Mar 24	@ STL	DNP	2-23 L 60	-	MIN
Mar 26	@ DAL	DNP	0-29 W 65	-	MIN
Mar 28	@ NSH	DNP	4-28 O 64	-	MIN
Mar 31	Vs DAL	DNP	3-32 L 59	-	MIN
Apr 2	@ PHX	DNP	2-32 L 60	-	MIN
Apr 4	Vs PHX	DNP	1-30 W 60	-	MIN
Apr 6	@ CGY	4-38 L 60	DNP	-	MIN
Apr 7	@ EDM	DNP	1-39 W 60	-	MIN
Apr 9	@ VAN	DNP	1-28 L 59	-	MIN
Apr 11	Vs S.J	DNP	3-30 W 60	-	MIN

Skaters: Goals-Assists (GameWinning or GameTying) Shots (+/-) TO Goalies: Goals Allowed / Shots Decision Minutes Played MIN=Minors PER=Personal WJC=World Jr. Championships

# KINGS 2008-09 SEASON TRANSACTIONS

**Opening Day Roster** – Derek Armstrong, Brian Boyle, Dustin Brown, Kyle Calder, Drew Doughty, Erik Ersberg, Alexander Frolov, Dennis Gauthier, Matt Greene, Peter Harrold, Michal Handzus, Raitis Ivanans, Jack Johnson, Anze Kopitar, Jason LaBarbera, Oscar Moller, Matt Moulson, Sean O'Donnell, Patrick O'Sullivan, Tom Preissing, Brad Richardson, Wayne Simmonds, Jarret Stoll, John Zeiler.

**April 3: Patrick Mullen** (C) signed to two-year entry-level contract.

**March 31: Corey Elkins** (C) signed to one-year entry-level contract.

**March 27: Brian Boyle** (C) recalled from Manchester (AHL).

**March 23: Kevin Westgarth** (RW) assigned to Manchester (AHL).

**March 20: Justin Williams** (RW) activated from injured reserve...**Davis Drewiske** (D) recalled from Manchester (AHL).

**March 12: Raitis Ivanans** (LW) activated from injured reserve.

**March 6: Kevin Westgarth** (RW) recalled from Manchester (AHL).

**March 4: Sean O'Donnell** (D) agreed to one-year contract extension...**Erik Ersberg** (G) agreed to two-year contract extension...**Tom Preissing** (D) assigned to Manchester (AHL)...**Justin Williams** (RW) acquired as part of three-team deal – **Patrick O'Sullivan** (C) sent to Edmonton and a second-round selection in 2009 NHL Entry Draft sent to Carolina.

**March 1: Tom Preissing** (D) activated from injured reserve...**Raitis Ivanans** (LW) placed on injured reserve.

**Feb. 27: Dustin Brown** (RW) activated from non-roster status.

**Feb. 23: Teddy Purcell** (RW) recalled from Manchester...**Dustin Brown** (RW) granted non-roster status.

**Feb. 15: Davis Drewiske** (D) assigned to Manchester (AHL).

**Feb. 10: Oscar Moller** (C) activated from injured reserve...**Tom Preissing** (D) placed on injured reserve (retro to Feb. 1).

**Feb. 3: Marc-Andre Cliche** (RW) activated from injured reserve and assigned to Manchester (AHL).

**Feb. 2: Davis Drewiske** (D) recalled from Manchester (AHL).

**Jan. 23: Brad Richardson** (C) activated from injured reserve.

**Jan. 22: Jonathan Bernier** (G) and **Kevin Westgarth** (RW) assigned to Manchester.

**Jan. 18: Jonathan Bernier** (G) recalled (emergency recall) from Manchester (AHL)...**Teddy Purcell** (RW) assigned to Manchester (AHL).

**Jan. 17: Jack Johnson** (D) activated from injured reserve...**Brian Boyle** (C) assigned to Manchester (AHL).

**Jan. 14: Kevin Westgarth** (RW) recalled from Manchester (AHL)...**Oscar Moller** (C) placed on injured reserve (retro to Jan. 7).

**Jan. 6: Oscar Moller** (C) recalled from Swedish Junior National Team.

**Dec. 31: Brian Boyle** (C) recalled from Manchester (AHL).

**Dec. 30:** Seventh-round selection in 2009 NHL Entry Draft acquired from Vancouver for **Jason LaBarbera** (G)...**Trevor Lewis** (C) assigned to Manchester (AHL).

**Dec. 18: Oscar Moller** (C) re-assigned to Swedish Junior National Team...**Trevor Lewis** (C) recalled from Manchester (AHL).

**Dec. 16: Jonathan Quick** (G) recalled (emergency recall) from Manchester (AHL)...**Brad Richardson** (C) placed on injured reserve (retro to Dec. 3).

**Dec. 10: Teddy Purcell** (RW) recalled from Manchester (AHL).

**Nov. 30: Brian Boyle** (C) assigned to Manchester (AHL).

**Nov. 19: Rich Clune** (LW) activated from injured reserve and assigned to Manchester (AHL).

**Nov. 3: John Zeiler** (RW) activated from injured reserve and loaned to Manchester (AHL)...**Matt Moulson** (LW) assigned to Manchester (AHL).

**Oct. 17: Matt Greene** (D) signed to five-year contract extension...**Andrew Campbell** (D) agreed to terms on three-year entry-level contract.

**Oct. 13: Kyle Quincey** (D) claimed off waivers...**Jack Johnson** (D) placed on injured reserve.

**Oct. 11: Anze Kopitar** (C) signed to seven-year contract extension.





# LET THE FUN BEGIN!

Last year, our Kids First Hockey program helped launch over one hundred ice hockey careers. If you have a child eight or under who would like to start skating and playing ice hockey at no cost (we supply all the gear and four free ice sessions), give us a call or sign up online for our next monthly session.



**TOYOTA**  
SPORTS CENTER

555 N. Nash Street, El Segundo, CA 90245

310.535.4400

[www.ToyotaSportsCenter.com](http://www.ToyotaSportsCenter.com)



## GREAT KINGS MOMENTS IN STAPLES CENTER HISTORY



**October 9, 2002 –**  
The Kings retired  
Wayne Gretzky's  
legendary No. 99  
jersey in a special  
pre-game  
ceremony.

ALL-TIME RECORDS



# KINGS 1967-68 SEASON IN REVIEW

**Record:** 31-33-10 (72 points)  
**West Division Finish:** 2nd

**General Manager:** Larry Regan  
**Head Coach:** Red Kelly  
**Captain:** Bob Wall

SCORING						PLAYER					
PLAYER	GP	G	A	PTS	PIM	PLAYER	GP	G	A	PTS	PIM
Eddie Joyal	74	23	34	57	20	Brent Hughes	44	4	10	14	36
Bill Flett	73	26	20	46	97	Dave Amadio	58	4	6	10	101
Lowell MacDonald	74	21	24	45	12	Brian Kilrea	25	3	5	8	12
Ted Irvine	73	18	22	40	26	Jim Anderson	7	1	2	3	2
Gord Labossiere	68	13	27	40	31	Jacques Lemieux	16	0	3	3	8
Bill White	74	11	27	38	100	Bill Inglis	12	1	1	2	0
Real Lemieux	74	12	23	35	60	Jim Murray	30	0	2	2	14
Terry Gray	65	12	16	28	22	Jacques Caron	1	0	0	0	0
Howie Menard	35	9	15	24	32	Poul Popiel	1	0	0	0	0
Howie Hughes	74	9	14	23	20	Larry Johnston	4	0	0	0	4
Bob Wall	71	5	18	23	66	Mike Corrigan	5	0	0	0	2
Bryan Campbell	44	6	15	21	16	Terry Sawchuk	36	0	0	0	0
Brian Smith	58	10	9	19	33	Wayne Rutledge	45	0	0	0	4
Doug Robinson	34	9	9	18	6	Team PIM					4
Dale Rolfe	68	3	13	16	84	Team Totals	74	200	315	515	812
GOALTENDER						GOALTENDER					
GP	MIN	GA	SO	EN	SA	S%	AVG	W-L-OT			
Wayne Rutledge	45	2,444	117	2	2	—	2.87	20-18-4			
Terry Sawchuk	36	1,936	99	2	2	—	3.07	11-14-6			
Jacques Caron	1	60	4	0	0	—	4.00	0-1-0			
Empty Net Goals			4								
Team Totals	74	4,440	224	4	4	—	3.03	31-33-10			

## RESULTS

1 * Oct. 14	PHILADELPHIA	4-2	W	1-0-0	7,023	38 Jan. 4 @	Pittsburgh	3-4	L	16-19-3	4,202
2 * Oct. 15	MINNESOTA	5-3	W	2-0-0	4,289	39 Jan. 6 @	St. Louis	1-2	L	16-20-3	7,186
3 Oct. 18 @	Oakland	2-2	T	2-0-1	3,419	40 Jan. 7 @	Oakland	0-6	L	16-21-3	4,577
4 Oct. 21 @	St. Louis	3-3	T	2-0-2	7,127	41 Jan. 11	ST. LOUIS	2-2	T	16-21-4	6,894
5 Oct. 22 @	Chicago	5-3	W	3-0-2	16,666	42 Jan. 18	PITTSBURGH	3-2	W	17-21-4	5,877
6 Oct. 25 @	Toronto	2-4	L	3-1-2	15,698	43 Jan. 19	NEW YORK	5-2	W	18-21-4	11,740
7 Oct. 26 @	Boston	0-2	L	3-2-2	12,973	44 Jan. 21 @	Oakland	0-3	L	18-22-4	3,650
8 Oct. 28 @	Pittsburgh	5-3	W	4-2-2	6,500	45 Jan. 24	OAKLAND	1-4	L	18-23-4	7,553
9 ** Oct. 31	NEW YORK	1-6	L	4-3-2	5,455	46 Jan. 27 @	Pittsburgh	5-3	W	19-23-4	11,156
10 ** Nov. 2	CHICAGO	1-3	L	4-4-2	8,012	47 Jan. 28 @	Philadelphia	2-0	W	20-23-4	13,577
11 Nov. 4 @	Minnesota	2-2	T	4-4-3	10,246	48 Jan. 31 @	Minnesota	1-6	L	20-24-4	10,751
12 Nov. 5 @	Detroit	6-4	W	5-4-3	12,057	49 Feb. 1 @	Detroit	8-6	W	21-24-4	10,267
13 ** Nov. 7	OAKLAND	5-4	W	6-4-3	5,164	50 Feb. 3 @	Montreal	1-5	L	21-25-4	15,343
14 ** Nov. 9	TORONTO	4-1	W	7-4-3	9,604	51 Feb. 4 @	Chicago	3-5	L	21-26-4	16,666
15 Nov. 15 @	Oakland	1-4	L	7-5-3	3,256	52 Feb. 7	MINNESOTA	2-4	L	21-27-4	7,120
16 ** Nov. 17	DETROIT	1-4	L	7-6-3	9,498	53 Feb. 8	PITTSBURGH	3-1	W	22-27-4	6,195
17 ** Nov. 19	MONTREAL	4-2	W	8-6-3	9,849	54 Feb. 12	TORONTO	2-0	W	23-27-4	12,307
18 ** Nov. 22	OAKLAND	3-1	W	9-6-3	5,301	55 Feb. 14 @	St. Louis	2-2	T	23-27-5	7,652
19 ** Nov. 24	PITTSBURGH	5-3	W	10-6-3	6,458	56 Feb. 16	PHILADELPHIA	7-1	W	24-27-5	9,057
20 Nov. 26 @	Philadelphia	2-7	L	10-7-3	11,420	57 Feb. 18	BOSTON	5-6	L	24-28-5	11,066
21 Nov. 29 @	St. Louis	2-3	L	10-8-3	5,583	58 Feb. 24	CHICAGO	3-3	T	24-28-6	15,752
22 Dec. 2 @	Montreal	3-2	W	11-8-3	14,584	59 Feb. 25	ST. LOUIS	4-2	W	25-28-6	7,386
23 Dec. 3 @	New York	2-4	L	11-9-3	14,012	60 Feb. 29 @	Philadelphia	3-1	W	26-28-6	9,115
24 ** Dec. 6	ST. LOUIS	3-2	W	12-9-3	4,323	61 Mar. 2 @	Toronto	2-5	L	26-29-6	15,816
25 ** Dec. 8	PHILADELPHIA	0-3	L	12-10-3	4,624	62 Mar. 5	MONTREAL	2-6	L	26-30-6	14,450
26 Dec. 10 @	Boston	3-1	W	13-10-3	13,909	63 Mar. 7	OAKLAND	9-2	W	27-30-6	6,678
27 Dec. 13 @	Minnesota	0-4	L	13-11-3	7,749	64 Mar. 9 @	Pittsburgh	1-3	L	27-31-6	8,176
28 ** Dec. 15	MINNESOTA	0-3	L	13-12-3	4,149	65 Mar. 10 @	New York	4-3	W	28-31-6	17,250
29 ** Dec. 16	BOSTON	2-5	L	13-13-3	6,510	66 Mar. 12	DETROIT	2-2	T	28-31-7	10,224
30 ** Dec. 19	OAKLAND	3-1	W	14-13-3	4,045	67 Mar. 14 @	Philadelphia	0-0	T	28-31-8	4,116
31 ** Dec. 21	PITTSBURGH	4-1	W	15-13-3	4,013	68 Mar. 16 @	Minnesota	2-1	W	29-31-8	13,739
32 ** Dec. 23	ST. LOUIS	4-0	W	16-13-3	4,447	69 Mar. 20	MINNESOTA	3-3	T	29-31-9	9,453
33 Dec. 25 @	Pittsburgh	3-4	L	16-14-3	4,002	70 Mar. 22	ST. LOUIS	6-1	W	30-31-9	8,753
34 Dec. 27 @	St. Louis	2-4	L	16-15-3	8,177	71 Mar. 23	PHILADELPHIA	4-2	W	31-31-9	14,003
35 *** Dec. 30	PHILADELPHIA	0-2	L	16-16-3	14,366	72 Mar. 26	PITTSBURGH	1-2	L	31-32-9	7,057
36 Dec. 31 @	Philadelphia	1-9	L	16-17-3	5,643	73 Mar. 27	MINNESOTA	3-5	L	31-33-9	8,559
37 Jan. 3 @	Minnesota	0-6	L	16-18-3	9,921	74 Mar. 30 @	Oakland	2-2	T	31-33-10	7,085

\* Home games played at the Long Beach Arena  
 \*\* Home games played at the Los Angeles Sports Arena  
 \*\*\* First game at Forum

# KINGS 1968-69 SEASON IN REVIEW

**Record:** 24-42-10 (58 points)  
**West Division Finish:** 4th

**General Manager:** Larry Regan  
**Head Coach:** Red Kelly  
**Captain:** Bob Wall

SCORING						PLAYER					
PLAYER	GP	G	A	PTS	PIM	PLAYER	GP	G	A	PTS	PIM
Eddie Joyal	73	33	19	52	24	Skip Krake	30	3	9	12	11
Bill Flett	72	24	25	49	53	Doug Robinson	31	2	10	12	2
Real Lemieux	75	11	29	40	68	Ron Anderson	56	3	5	8	26
Ted Irvine	76	15	24	39	47	Gary Croteau	11	5	1	6	6
Bill White	75	5	28	33	38	Dave Amadio	65	1	5	6	60
Howie Hughes	73	16	14	30	10	Bryan Campbell	18	2	1	3	4
Lowell MacDonald	58	14	14	28	10	Bill Inglis	10	0	1	1	0
Gord Labossiere	48	10	18	28	12	Gerry Desjardins	60	0	1	1	6
Howie Menard	56	10	17	27	31	Gerry Foley	1	0	0	0	0
Bob Wall	71	13	13	26	16	Marc Dufour	2	0	0	0	0
Jimmy Peters	76	10	15	25	28	Jacques Caron	3	0	0	0	0
Dale Rolfe	75	3	19	22	85	Wayne Rutledge	17	0	0	0	2
Brent Hughes	72	2	19	21	73	Team PIM					10
Larry Cahan	72	3	11	14	76	Team Totals	76	185	298	483	698
GOALTENDER						GOALTENDER					
GP	MIN	GA	SO	EN	SA	S%	AVG	W-L-OT			
Gerry Desjardins	60	3,499	190	4	4	—	3.26	18-34-6			
Wayne Rutledge	17	921	56	0	0	—	3.65	6-7-4			
Jacques Caron	3	140	9	0	1	—	3.86	0-1-0			
Empty Net Goals			5								
Team Totals	76	4,560	260	4	5	—	3.42	24-42-10			

## RESULTS

1	Oct. 12	@	St. Louis	0-6	L	0-1-0	14,674	39	Jan. 14	NEW YORK	3-1	W	13-20-6	7,091
2	Oct. 13	@	Oakland	4-4	T	0-1-1	2,668	40	Jan. 16	CHICAGO	3-2	W	14-20-6	12,269
3	Oct. 17		BOSTON	2-1	W	1-1-1	10,280	41	Jan. 18	PHILADELPHIA	4-0	W	15-20-6	9,712
4	Oct. 19	@	Minnesota	1-4	L	1-2-1	13,262	42	Jan. 23	@ New York	1-3	L	15-21-6	16,777
5	Oct. 20	@	New York	0-7	L	1-3-1	14,612	43	Jan. 25	@ Minnesota	2-3	L	15-22-6	12,215
6	Oct. 23		MONTREAL	2-5	L	1-4-1	9,118	44	Jan. 26	@ Chicago	3-9	L	15-23-6	16,666
7	Oct. 26		PHILADELPHIA	6-2	W	2-4-1	6,597	45	Jan. 29	TORONTO	3-1	W	16-23-6	8,035
8	Oct. 30		CHICAGO	2-4	L	2-5-1	9,407	46	Jan. 30	BOSTON	5-7	L	16-24-6	10,491
9	Nov. 2		PITTSBURGH	3-2	W	3-5-1	7,602	47	Feb. 1	OAKLAND	8-5	W	17-24-6	8,402
10	Nov. 6		NEW YORK	2-0	W	4-5-1	6,396	48	Feb. 4	ST. LOUIS	4-2	W	18-24-6	7,171
11	Nov. 9		TORONTO	3-1	W	5-5-1	11,573	49	Feb. 6	MONTREAL	2-4	L	18-25-6	11,192
12	Nov. 12		OAKLAND	3-1	W	6-5-1	6,009	50	Feb. 8	@ Pittsburgh	4-2	W	19-25-6	5,933
13	Nov. 14		DETROIT	2-5	L	6-6-1	8,525	51	Feb. 9	@ Detroit	0-5	L	19-26-6	13,467
14	Nov. 16	@	Minnesota	2-3	L	6-7-1	14,841	52	Feb. 11	@ Montreal	3-7	L	19-27-6	16,136
15	Nov. 17	@	Philadelphia	1-3	L	6-8-1	9,125	53	Feb. 13	NEW YORK	4-1	W	20-27-6	7,891
16	Nov. 20	@	New York	2-4	L	6-9-1	14,249	54	Feb. 15	@ St. Louis	1-4	L	20-28-6	15,187
17	Nov. 21	@	Boston	1-4	L	6-10-1	14,618	55	Feb. 16	@ Detroit	3-6	L	20-29-6	13,553
18	Nov. 23	@	Pittsburgh	2-2	T	6-10-2	6,242	56	Feb. 19	@ Minnesota	4-7	L	20-30-6	12,052
19	Nov. 24	@	Philadelphia	3-1	W	7-10-2	9,086	57	Feb. 20	CHICAGO	2-6	L	20-31-6	10,845
20	Nov. 27		MONTREAL	2-4	L	7-11-2	12,579	58	Feb. 22	ST. LOUIS	1-3	L	20-32-6	11,584
21	Nov. 30		PITTSBURGH	2-4	L	7-12-2	7,243	59	Feb. 23	@ Oakland	4-3	W	21-32-6	5,485
22	Dec. 4		PHILADELPHIA	3-1	W	8-12-2	5,841	60	Feb. 24	MINNESOTA	1-1	T	21-32-7	6,512
23	Dec. 7		MINNESOTA	3-2	W	9-12-2	8,282	61	Feb. 26	BOSTON	2-4	L	21-33-7	10,279
24	Dec. 11		DETROIT	6-3	W	10-12-2	7,245	62	Mar. 1	PHILADELPHIA	2-2	T	21-33-8	9,534
25	Dec. 14	@	Pittsburgh	2-1	W	11-12-2	6,346	63	Mar. 5	@ Toronto	4-6	L	21-34-8	16,841
26	Dec. 15	@	St. Louis	1-3	L	11-13-2	12,663	64	Mar. 6	@ Philadelphia	1-5	L	21-35-8	9,428
27	Dec. 18	@	Montreal	2-2	T	11-13-3	16,527	65	Mar. 8	@ Montreal	3-9	L	21-35-9	16,987
28	Dec. 19	@	Boston	4-6	L	11-14-3	13,615	66	Mar. 9	@ Boston	2-7	L	21-36-9	14,659
29	Dec. 21		PHILADELPHIA	1-2	L	11-15-3	7,108	67	Mar. 12	TORONTO	0-4	L	21-37-9	8,137
30	Dec. 26		MINNESOTA	4-4	T	11-15-4	7,772	68	Mar. 15	PITTSBURGH	3-1	W	22-37-9	8,218
31	Dec. 28	@	Toronto	4-1	W	12-15-4	16,485	69	Mar. 18	OAKLAND	3-2	W	23-37-9	8,003
32	Dec. 29	@	Chicago	1-4	L	12-16-4	16,666	70	Mar. 20	DETROIT	4-2	W	24-37-9	8,778
33	Jan. 1		ST. LOUIS	0-0	T	12-16-5	9,443	71	Mar. 22	OAKLAND	0-4	L	24-38-9	10,835
34	Jan. 5	@	Oakland	0-0	T	12-16-6	3,005	72	Mar. 23	@ Oakland	4-5	L	24-39-9	4,219
35	Jan. 7	@	St. Louis	0-5	L	12-17-6	12,251	73	Mar. 26	@ Pittsburgh	4-4	L	24-40-9	8,156
36	Jan. 9	@	Detroit	2-6	L	12-18-6	9,896	74	Mar. 27	@ Philadelphia	2-8	L	24-41-9	11,689
37	Jan. 11	@	Toronto	2-4	L	12-19-6	16,485	75	Mar. 29	ST. LOUIS	1-3	L	24-42-9	8,203
38	Jan. 12	@	Chicago	2-4	L	12-20-6	16,666	76	Mar. 30	MINNESOTA	3-3	T	24-42-10	7,311

# KINGS 1969-70 SEASON IN REVIEW

**Record:** 14-52-10 (38 points)  
**West Division Finish:** 6th

**General Manager:** Larry Regan  
**Head Coach:** Hal Laycoe (5-18-1)/  
 Johnny Wilson (9-34-9)  
**Captain:** Larry Cahan

SCORING						PLAYER					
PLAYER	GP	G	A	PTS	PIM	PLAYER	GP	G	A	PTS	PIM
Ross Lonsberry	76	20	22	42	118	Bryan Campbell	31	4	4	8	4
Eddie Joyal	59	18	22	40	8	Dale Hoganson	49	1	7	8	37
Butch Goring	59	13	23	36	8	Brent Hughes	52	1	7	8	108
Eddie Shack	73	22	12	34	113	Real Lemieux	18	2	4	6	10
Bill Flett	69	14	18	32	70	Gilles Marotte	21	0	6	6	32
Leon Rochefort	76	9	23	32	14	Howie Hughes	21	0	4	4	0
Jimmy Peters	74	15	9	24	10	Garry Monahan	21	0	3	3	12
Ted Irvine	58	11	13	24	28	Juha Widing	4	0	2	2	2
Skip Krake	58	5	17	22	86	Jacques Lemieux	3	0	1	1	0
Bob Wall	70	5	13	18	26	Jim Stanfield	1	0	0	0	0
Bill White	40	4	11	15	21	Gary Croteau	3	0	0	0	0
Dick Duff	32	5	8	13	8	Wayne Rutledge	20	0	0	0	5
Dennis Huxhall	28	5	7	12	40	Denis Dejorjy	21	0	0	0	0
Larry Cahan	70	4	8	12	52	Gerry Desjardins	43	0	0	0	14
Mike Corrigan	36	6	4	10	30	Team PIM					2
Matt Ravlich	21	3	7	10	34	<b>Team Totals</b>	<b>76</b>	<b>168</b>	<b>264</b>	<b>432</b>	<b>969</b>
Dale Rolfe	55	1	9	10	77						
GOALTENDER						GOALTENDER					
GP	MIN	GA	SO	EN	SA	S%	AVG	W-L-OT			
Denis Dejorjy	21	1,147	62	0	0	—	3.24	5-11-4			
Gerry Desjardins	43	2,453	159	3	1	—	3.89	7-29-5			
Wayne Rutledge	20	960	68	0	0	—	4.25	2-12-1			
Empty Net Goals			1								
<b>Team Totals</b>	<b>76</b>	<b>4,560</b>	<b>290</b>	<b>3</b>	<b>1</b>	<b>—</b>	<b>3.82</b>	<b>14-52-10</b>			

## RESULTS

1 Oct. 11 @ Montreal	1-5	L	0-1-0	16,454	39 Jan. 15 @ Boston	3-6	L	8-26-5	14,835
2 Oct. 15 @ St. Louis	1-4	L	0-2-0	15,205	40 Jan. 17 @ St. Louis	1-3	L	8-27-5	16,048
3 Oct. 17 @ Oakland	1-5	L	0-3-0	8,351	41 Jan. 18 @ Detroit	1-3	L	8-28-5	12,933
4 Oct. 18 OAKLAND	5-0	W	1-3-0	10,018	42 Jan. 22 TORONTO	2-3	L	8-29-5	8,176
5 Oct. 22 PITTSBURGH	2-0	W	2-3-0	5,558	43 Jan. 24 @ Pittsburgh	2-4	L	8-30-5	7,581
6 Oct. 25 BOSTON	2-3	L	2-4-0	12,019	44 Jan. 25 @ New York	2-3	L	8-31-5	17,250
7 Oct. 29 DETROIT	2-5	L	2-5-0	7,277	45 Jan. 28 NEW YORK	5-4	W	9-31-5	7,662
8 Nov. 1 CHICAGO	1-4	L	2-6-0	8,933	46 Jan. 29 ST. LOUIS	2-3	L	9-32-5	6,758
9 Nov. 5 TORONTO	6-2	W	3-6-0	7,486	47 Jan. 31 DETROIT	1-2	L	9-33-5	13,912
10 Nov. 8 NEW YORK	1-4	L	3-7-0	7,028	48 Feb. 5 MONTREAL	3-5	L	9-34-5	11,310
11 Nov. 10 MONTREAL	3-6	L	3-8-0	10,734	49 Feb. 7 @ Pittsburgh	1-3	L	9-35-5	7,983
12 Nov. 15 @ Pittsburgh	1-3	L	3-9-0	4,855	50 Feb. 8 @ New York	1-5	L	9-36-5	12,250
13 Nov. 16 @ Boston	4-7	L	3-10-0	14,831	51 Feb. 11 NEW YORK	2-6	L	9-37-5	8,866
14 Nov. 19 @ Toronto	4-4	T	3-10-1	6,319	52 Feb. 14 @ St. Louis	1-2	L	9-38-5	16,188
15 Nov. 20 @ Philadelphia	2-3	L	3-11-1	12,141	53 Feb. 15 @ Philadelphia	1-7	L	9-39-5	14,606
16 Nov. 22 @ Minnesota	1-4	L	3-12-1	14,698	54 Feb. 18 BOSTON	5-5	T	9-39-6	10,616
17 Nov. 26 @ Chicago	0-6	L	3-13-1	17,500	55 Feb. 19 PITTSBURGH	1-6	L	9-40-6	5,298
18 Nov. 27 @ Detroit	1-5	L	3-14-1	12,886	56 Feb. 21 ST. LOUIS	2-4	L	9-41-6	9,502
19 Nov. 29 @ St. Louis	1-3	L	3-15-1	16,353	57 Feb. 25 @ Minnesota	3-3	T	9-41-7	12,421
20 Dec. 2 @ Oakland	4-3	W	4-15-1	3,845	58 Feb. 26 @ Pittsburgh	0-1	L	9-42-7	4,826
21 Dec. 3 PHILADELPHIA	1-7	L	4-16-1	6,584	59 Feb. 28 @ Toronto	3-3	T	9-42-8	16,485
22 Dec. 6 OAKLAND	5-3	W	5-16-1	8,247	60 Mar. 1 @ Philadelphia	4-4	T	9-42-9	14,606
23 Dec. 10 PITTSBURGH	0-2	L	5-17-1	5,366	61 Mar. 3 CHICAGO	1-3	L	9-43-9	11,692
24 Dec. 13 ST. LOUIS	1-8	L	5-18-1	7,835	62 Mar. 5 TORONTO	3-5	L	9-44-9	7,445
25 Dec. 15 MINNESOTA	4-4	T	5-18-2	4,997	63 Mar. 7 OAKLAND	5-3	W	10-44-9	8,472
26 Dec. 17 CHICAGO	3-1	W	6-18-2	9,363	64 Mar. 8 @ Oakland	2-2	T	10-44-10	5,262
27 Dec. 20 MINNESOTA	3-3	T	6-18-3	8,479	65 Mar. 12 PITTSBURGH	4-1	W	11-44-10	6,027
28 Dec. 24 @ Toronto	1-8	L	6-19-3	16,352	66 Mar. 14 PHILADELPHIA	3-5	L	11-45-10	8,308
29 Dec. 25 @ Boston	1-7	L	6-20-3	14,831	67 Mar. 15 @ Chicago	2-5	L	11-46-10	16,666
30 Dec. 28 @ New York	3-3	T	6-20-4	17,250	68 Mar. 17 @ Detroit	2-3	L	11-47-10	15,221
31 Dec. 30 MINNESOTA	0-0	T	6-20-5	7,981	69 Mar. 19 MONTREAL	1-6	L	11-48-10	9,120
32 Jan. 1 PHILADELPHIA	4-3	W	7-20-5	6,398	70 Mar. 21 DETROIT	1-4	L	11-49-10	10,209
33 Jan. 3 BOSTON	2-6	L	7-21-5	14,163	71 Mar. 24 ST. LOUIS	0-4	L	11-50-10	6,850
34 Jan. 6 @ Montreal	3-4	L	7-22-5	15,905	72 Mar. 26 PHILADELPHIA	3-2	W	12-50-10	6,048
35 Jan. 8 @ Philadelphia	1-4	L	7-23-5	8,963	73 Mar. 28 MINNESOTA	4-2	W	13-50-10	7,118
36 Jan. 10 @ Minnesota	6-4	W	8-23-5	14,526	74 Mar. 31 @ Minnesota	2-5	L	13-51-10	14,905
37 Jan. 11 @ Chicago	1-3	L	8-24-5	16,666	75 Apr. 3 @ Oakland	1-4	L	13-52-10	9,963
38 Jan. 14 @ Montreal	2-4	L	8-25-5	15,866	76 Apr. 4 OAKLAND	4-1	W	14-52-10	9,128

# KINGS 1970-71 SEASON IN REVIEW

**Record:** 25-40-13 (63 points)  
**West Division Finish:** 5th

**General Manager:** Larry Regan  
**Head Coach:** Larry Regan  
**Captain:** Bob Pulford

SCORING						PLAYER					
PLAYER	GP	G	A	PTS	PIM	PLAYER	GP	G	A	PTS	PIM
Juha Widing	78	25	40	65	24	Dale Hoganson	70	4	10	14	52
Bob Berry	77	25	38	63	52	Larry Cahan	67	3	11	14	45
Ross Lonsberry	76	25	28	53	80	Paul Curtis	64	1	13	14	82
Mike Byers	72	27	18	45	14	Harry Howell	18	3	8	11	4
Bob Pulford	59	17	26	43	53	Real Lemieux	43	3	6	9	22
Eddie Joyal	69	20	21	41	14	Butch Goring	19	2	5	7	2
Bill Flett	64	13	24	37	57	Eddie Shack	11	2	2	4	8
Gilles Marotte	78	6	27	33	96	Jean Potvin	4	1	3	4	2
Doug Robinson	61	15	13	28	8	Al McDonough	6	2	1	3	0
Ralph Backstrom	33	14	13	27	8	Dick Duff	7	1	0	1	0
Gord Labossiere	45	11	10	21	16	Jim Stanfield	2	0	0	0	0
Noel Price	62	1	19	20	29	Jack Norris	25	0	0	0	0
Matt Ravlich	66	3	16	19	41	Denis Dejorjy	60	0	0	0	0
Larry Mickey	65	6	12	18	46	Team PIM					8
Lucien Grenier	68	9	7	16	12	<b>Team Totals</b>	<b>78</b>	<b>239</b>	<b>371</b>	<b>610</b>	<b>775</b>
GOALTENDER						GOALTENDER					
GP	MIN	GA	SO	EN	SA	S%	AVG	W-L-OT			
Denis Dejorjy	60	3,375	214	1	3	—	3.80	18-29-11			
Jack Norris	25	1,305	85	0	1	—	3.91	7-11-2			
Empty Net Goals			4								
<b>Team Totals</b>	<b>78</b>	<b>4,680</b>	<b>303</b>	<b>1</b>	<b>4</b>	<b>—</b>	<b>3.88</b>	<b>25-40-13</b>			

## RESULTS

2	Oct. 10	@ Vancouver	3-1	W	1-0-0	15,062	40	Jan. 13	@ Pittsburgh	2-4	L	11-21-8	7,575
2	Oct. 14	BOSTON	5-8	L	1-1-0	11,584	41	Jan. 14	@ Boston	5-9	L	11-22-8	14,994
3	Oct. 17	OAKLAND	6-1	W	2-1-0	7,946	42	Jan. 16	@ Toronto	1-8	L	11-23-8	16,485
4	Oct. 23	PITTSBURGH	4-2	W	3-1-0	6,903	43	Jan. 17	@ Philadelphia	4-1	W	12-23-8	14,620
5	Oct. 24	ST. LOUIS	3-1	W	4-1-0	10,742	44	Jan. 21	PITTSBURGH	4-2	W	13-23-8	7,587
6	Oct. 28	@ Pittsburgh	3-5	L	4-2-0	5,028	45	Jan. 23	TORONTO	3-2	W	14-23-8	15,242
7	Oct. 29	@ Philadelphia	1-3	L	4-3-0	12,557	46	Jan. 27	BUFFALO	3-3	T	14-23-9	9,050
8	Oct. 31	@ St. Louis	0-3	L	4-4-0	17,854	47	Jan. 30	@ Detroit	3-3	T	14-23-10	13,330
9	Nov. 1	BUFFALO	4-2	W	5-4-0	6,378	48	Jan. 31	@ New York	2-2	T	14-23-11	17,250
10	Nov. 4	TORONTO	3-2	W	6-4-0	8,161	49	Feb. 3	@ Boston	3-7	L	14-24-11	14,444
11	Nov. 7	NEW YORK	2-6	L	6-5-0	12,144	50	Feb. 4	@ Buffalo	2-5	L	14-25-11	9,562
12	Nov. 10	@ Pittsburgh	5-1	W	7-5-0	8,089	51	Feb. 6	MONTREAL	6-3	W	15-25-11	13,312
13	Nov. 11	@ Minnesota	1-3	L	7-6-0	12,551	52	Feb. 10	DETROIT	5-2	W	16-25-11	8,197
14	Nov. 15	DETROIT	4-4	T	7-6-1	8,642	53	Feb. 13	@ Toronto	1-8	L	16-26-11	16,485
15	Nov. 18	NEW YORK	3-5	L	7-7-1	8,166	54	Feb. 14	@ Detroit	0-4	L	16-27-11	10,122
16	Nov. 20	@ Vancouver	1-7	L	7-8-1	14,837	55	Feb. 17	PHILADELPHIA	0-4	L	16-28-11	8,112
17	Nov. 21	VANCOUVER	1-3	L	7-9-1	9,450	56	Feb. 20	BOSTON	5-4	W	17-28-11	16,005
18	Nov. 25	@ California	3-1	W	8-9-1	5,437	57	Feb. 21	@ Chicago	5-7	L	17-29-11	16,666
19	Nov. 28	MINNESOTA	2-3	L	8-10-1	8,437	58	Feb. 24	@ Minnesota	1-5	L	17-30-11	13,075
20	Nov. 29	@ Chicago	3-5	L	8-11-1	16,666	59	Feb. 25	MONTREAL	3-5	L	17-31-11	9,116
21	Dec. 2	@ Toronto	0-7	L	8-12-1	16,329	60	Feb. 27	CHICAGO	1-4	L	17-32-11	14,867
22	Dec. 3	@ Detroit	4-4	T	8-12-2	10,918	61	Feb. 28	@ California	8-3	W	18-32-11	3,493
23	Dec. 6	PHILADELPHIA	4-4	T	8-12-3	7,796	62	Mar. 3	BUFFALO	3-3	T	18-32-12	6,024
24	Dec. 9	NEW YORK	2-2	T	8-12-4	7,903	63	Mar. 6	@ Montreal	2-8	L	18-33-12	16,675
25	Dec. 12	@ Montreal	1-8	L	8-13-4	16,649	64	Mar. 7	@ New York	2-4	L	18-34-12	17,250
26	Dec. 13	@ New York	0-4	L	8-14-4	17,250	65	Mar. 9	@ St. Louis	4-0	W	19-34-12	17,925
27	Dec. 16	@ Boston	4-6	L	8-15-4	14,994	66	Mar. 11	BOSTON	2-7	L	19-35-12	14,316
28	Dec. 17	@ Buffalo	3-4	L	8-16-4	7,278	67	Mar. 13	DETROIT	5-2	W	20-35-12	9,202
29	Dec. 19	PHILADELPHIA	2-2	T	8-16-5	6,733	68	Mar. 16	MINNESOTA	2-7	L	20-36-12	7,057
30	Dec. 20	MONTREAL	7-2	W	9-16-5	10,176	69	Mar. 18	CHICAGO	3-2	W	21-36-12	7,122
31	Dec. 23	CHICAGO	4-6	L	9-17-5	12,198	70	Mar. 20	PITTSBURGH	8-4	W	22-36-12	7,771
32	Dec. 26	CALIFORNIA	9-3	W	10-17-5	8,515	71	Mar. 21	@ California	2-5	L	22-37-12	6,267
33	Dec. 30	VANCOUVER	1-4	L	10-18-5	9,881	72	Mar. 23	@ Minnesota	1-3	L	22-38-12	15,475
34	Jan. 2	MINNESOTA	3-3	T	10-18-6	7,551	73	Mar. 25	TORONTO	5-3	W	23-38-12	7,451
35	Jan. 3	ST. LOUIS	3-7	L	10-19-6	5,724	74	Mar. 27	ST. LOUIS	3-6	L	23-39-12	10,196
36	Jan. 6	@ Chicago	4-2	W	11-19-6	18,500	75	Mar. 30	@ St. Louis	3-4	L	23-40-12	14,479
37	Jan. 7	@ Philadelphia	5-5	T	11-19-7	11,863	76	Mar. 31	VANCOUVER	2-2	T	23-40-13	6,781
38	Jan. 9	@ Montreal	0-1	L	11-20-7	14,114	77	Apr. 3	CALIFORNIA	6-4	W	24-40-13	7,699
39	Jan. 10	@ Buffalo	2-2	T	11-20-8	8,810	78	Apr. 4	@ Vancouver	4-2	W	25-40-13	15,572



# KINGS 1971-72 SEASON IN REVIEW

**Record:** 20-49-9 (49 points)  
**West Division Finish:** 7th

**General Manager:** Larry Regan  
**Head Coach:** Larry Regan (2-7-1)/  
 Fred Glover (18-42-8)  
**Captain:** Bob Pulford

SCORING										
PLAYER	GP	G	A	PTS	PIM	PLAYER	GP	G	A	PTS
Juha Widing	78	27	28	55	26	Mike Byers	28	4	5	9
Ralph Backstrom	76	23	29	52	22	Lucien Grenier	60	3	4	7
Butch Goring	74	21	29	50	2	Al McDonough	31	3	2	5
Bob Berry	78	17	22	39	44	Jean Potvin	39	2	3	5
Real Lemieux	78	13	25	38	28	Bob Woytowich	36	0	4	4
Bob Pulford	73	13	24	37	48	Dale Hoganson	10	1	2	3
Mike Corrigan	56	12	22	34	95	Larry Hillman	22	1	2	3
Gilles Marotte	72	10	24	34	83	Brian Carlin	5	1	0	1
Ross Lonsberry	50	9	14	23	39	Jim Stanfield	4	0	1	1
Serge Bernier	26	11	11	22	12	Bill Mikkelsen	15	0	1	1
Bill Flett	45	7	12	19	18	Denis Dejordy	5	0	0	0
Harry Howell	77	1	17	18	53	Billy Smith	5	0	0	0
Jim Johnson	28	8	9	17	6	Rogie Vachon	28	0	0	0
Doug Barrie	48	3	13	16	47	Gary Edwards	44	0	0	0
Eddie Joyal	44	11	3	14	17	Team PIM	78	0	0	8
Bill Lesuk	27	4	10	14	14	<b>Team Totals</b>	<b>78</b>	<b>206</b>	<b>328</b>	<b>534</b>
Paul Curtis	64	1	12	13	57					<b>719</b>

GOALTENDER	GP	MIN	GA	SO	EN	SA	S%	AVG	W-L-OT
Gary Edwards	44	2,503	150	2	2	—	—	3.60	13-23-5
Rogie Vachon	28	1,586	107	0	0	—	—	4.05	6-18-3
Billy Smith	5	300	23	0	0	—	—	4.60	1-3-1
Denis Dejordy	5	291	23	0	0	—	—	4.74	0-5-0
Empty Net Goals			2						
<b>Team Totals</b>	<b>78</b>	<b>4,680</b>	<b>305</b>	<b>2</b>	<b>2</b>	<b>—</b>	<b>—</b>	<b>3.91</b>	<b>20-49-9</b>

## RESULTS

1 Oct. 8 @ California	4-4	T	0-0-1	5,994	40 Jan. 5 @ California	2-6	L	11-28-1	3,143
2 Oct. 10 @ Vancouver	4-3	W	1-0-1	15,570	41 Jan. 8 @ Montreal	2-10	L	11-29-1	16,668
3 Oct. 13 PITTSBURGH	1-4	L	1-1-1	7,828	42 Jan. 9 @ New York	0-8	L	11-30-1	17,250
4 Oct. 16 PHILADELPHIA	0-1	L	1-2-1	8,152	43 Jan. 12 @ Toronto	1-1	T	11-30-2	16,362
5 Oct. 17 @ Chicago	0-4	L	1-3-1	16,666	44 Jan. 13 @ Boston	1-1	T	11-30-3	14,995
6 Oct. 20 @ Pittsburgh	1-8	L	1-4-1	7,529	45 Jan. 15 @ Detroit	4-7	L	11-31-3	12,953
7 Oct. 21 @ Philadelphia	7-0	W	2-4-1	14,120	46 Jan. 16 @ Philadelphia	3-3	T	11-31-4	14,502
8 Oct. 23 MONTREAL	1-3	L	2-5-1	13,829	47 Jan. 19 NEW YORK	1-5	L	11-32-4	7,814
9 Oct. 24 MINNESOTA	3-6	L	2-6-1	6,649	48 Jan. 22 PHILADELPHIA	4-2	W	12-32-4	8,806
10 Oct. 27 BUFFALO	2-3	L	2-7-1	6,036	49 Jan. 23 @ Minnesota	3-5	L	12-33-4	15,135
11 Oct. 30 CHICAGO	1-5	L	2-8-1	11,428	50 Jan. 26 TORONTO	5-3	W	13-33-4	7,325
12 Nov. 3 NEW YORK	1-7	L	2-9-1	7,167	51 Jan. 29 @ Detroit	4-4	T	13-33-5	13,687
13 Nov. 6 TORONTO	2-3	L	2-10-1	10,877	52 Jan. 30 @ Buffalo	2-2	T	13-33-6	13,334
14 Nov. 10 @ New York	1-7	L	2-11-1	17,250	53 Feb. 1 CHICAGO	7-4	W	14-33-6	9,376
15 Nov. 11 @ Buffalo	4-2	W	3-11-1	15,010	54 Feb. 3 MONTREAL	1-1	T	14-33-7	9,441
16 Nov. 13 @ Pittsburgh	4-6	L	3-12-1	9,756	55 Feb. 5 PITTSBURGH	8-1	W	15-33-7	10,102
17 Nov. 14 @ Boston	2-11	L	3-13-1	14,995	56 Feb. 9 @ Minnesota	1-4	L	15-34-7	15,013
18 Nov. 17 @ Toronto	1-5	L	3-14-1	16,338	57 Feb. 10 @ Pittsburgh	1-6	L	15-35-7	6,620
19 Nov. 18 @ Philadelphia	0-2	L	3-15-1	12,436	58 Feb. 12 @ Montreal	5-6	L	15-36-7	17,190
20 Nov. 20 DETROIT	3-1	W	4-15-1	10,193	59 Feb. 13 @ New York	2-4	L	15-37-7	17,250
21 Nov. 23 @ St. Louis	1-3	L	4-16-1	17,770	60 Feb. 16 ST. LOUIS	1-3	L	15-38-7	7,423
22 Nov. 24 BUFFALO	5-3	W	5-16-1	7,092	61 Feb. 17 NEW YORK	4-6	L	15-39-7	7,123
23 Nov. 27 MINNESOTA	1-3	L	5-17-1	10,467	62 Feb. 19 VANCOUVER	5-3	W	16-39-7	8,923
24 Dec. 1 @ Montreal	3-5	L	5-18-1	15,953	63 Feb. 23 ST. LOUIS	0-2	L	16-40-7	6,117
25 Dec. 2 @ Buffalo	0-2	L	5-19-1	15,051	64 Feb. 26 BOSTON	4-5	L	16-41-7	16,005
26 Dec. 4 @ Detroit	1-5	L	5-20-1	11,578	65 Mar. 1 CHICAGO	4-6	L	16-42-7	9,049
27 Dec. 5 @ Chicago	0-7	L	5-21-1	16,666	66 Mar. 4 @ Toronto	2-3	L	16-43-7	16,458
28 Dec. 8 BOSTON	3-5	L	5-22-1	10,778	67 Mar. 5 @ Boston	2-0	W	17-43-7	14,995
29 Dec. 11 ST. LOUIS	4-1	W	6-22-1	7,933	68 Mar. 7 @ St. Louis	2-4	L	17-44-7	17,902
30 Dec. 15 MONTREAL	1-3	L	6-23-1	7,013	69 Mar. 9 PHILADELPHIA	3-5	L	17-45-7	6,618
31 Dec. 18 DETROIT	4-2	W	7-23-1	7,086	70 Mar. 11 BUFFALO	5-3	W	18-45-7	8,252
32 Dec. 21 @ Minnesota	2-3	L	7-24-1	15,257	71 Mar. 15 @ California	2-5	L	18-46-7	4,900
33 Dec. 22 @ St. Louis	2-1	W	8-24-1	17,907	72 Mar. 16 BOSTON	3-8	L	18-47-7	12,969
34 Dec. 25 CALIFORNIA	1-3	L	8-25-1	7,251	73 Mar. 18 PITTSBURGH	4-4	T	18-47-8	7,174
35 Dec. 26 @ Chicago	3-6	L	8-26-1	16,666	74 Mar. 22 DETROIT	3-6	L	18-48-8	6,698
36 Dec. 29 VANCOUVER	3-1	W	9-26-1	8,379	75 Mar. 25 TORONTO	0-4	L	18-49-8	9,892
37 Jan. 1 MINNESOTA	2-3	L	9-27-1	7,971	76 Mar. 29 VANCOUVER	4-2	W	19-49-8	6,615
38 Jan. 2 @ Vancouver	6-3	W	10-27-1	15,572	77 Mar. 31 @ Vancouver	4-4	T	19-49-9	15,572
39 Jan. 4 CALIFORNIA	4-1	W	11-27-1	6,319	78 Apr. 1 CALIFORNIA	9-4	W	20-49-9	10,143

# KINGS 1972-73 SEASON IN REVIEW

**Record:** 31-36-11 (73 points)  
**West Division Finish:** 6th

**General Manager:** Larry Regan  
**Head Coach:** Bob Pulford  
**Captain:** Terry Harper

SCORING										
PLAYER	GP	G	A	PTS	PIM	PLAYER	GP	G	A	PTS
Juha Widing	77	16	54	70	30	Frank St. Marseille	29	7	4	11
Serge Bernier	75	22	46	68	43	Dan Maloney	14	4	7	11
Mike Corrigan	78	37	30	67	146	Jimmy Peters	77	4	5	9
Bob Berry	78	36	28	64	75	Neil Komadoski	62	1	8	9
Butch Goring	67	28	31	59	2	Terry Harper	77	1	8	9
Ralph Backstrom	63	20	29	49	6	Larry Brown	55	0	7	7
Gilles Marotte	78	6	39	45	70	Doug Volmar	21	4	2	6
Vic Venasky	77	15	19	34	10	Paul Curtis	27	0	5	5
Don Kozak	72	14	6	20	104	Phil Hoene	4	0	1	1
Bill Lesuk	67	6	14	20	90	Gary Edwards	27	0	1	1
Real Lemieux	74	5	10	15	19	Rogie Vachon	53	0	1	1
Harry Howell	73	4	11	15	28	Team PIM				14
Barry Long	70	2	13	15	48	<b>Team Totals</b>	<b>78</b>	<b>232</b>	<b>379</b>	<b>611</b>

GOALTENDER	GP	MIN	GA	SO	EN	SA	S%	AVG	W-L-OT
Rogie Vachon	53	3,120	148	4	3	—	—	2.85	22-20-10
Gary Edwards	27	1,560	94	1	0	—	—	3.62	9-16-1
Empty Net Goals			3						
<b>Team Totals</b>	<b>78</b>	<b>4,680</b>	<b>245</b>	<b>5</b>	<b>3</b>	<b>—</b>	<b>—</b>	<b>3.14</b>	<b>31-36-11</b>

## RESULTS

1	Oct. 7	@ Pittsburgh	2-4	L	0-1-0	11,105	40	Jan. 6	@ Toronto	2-4	L	18-18-4	16,485
2	Oct. 8	@ Boston	4-2	W	1-1-0	14,994	41	Jan. 9	@ NY Islanders	2-3	L	19-18-4	10,143
3	Oct. 11	@ Buffalo	3-7	L	1-2-0	15,508	42	Jan. 11	@ Philadelphia	3-2	W	20-18-4	16,600
4	Oct. 12	@ NY Islanders	2-3	L	1-3-0	9,427	43	Jan. 13	@ Pittsburgh	1-3	L	20-19-4	11,506
5	Oct. 14	@ Toronto	4-6	L	1-4-0	16,485	44	Jan. 14	@ Atlanta	1-4	L	20-20-4	11,194
6	Oct. 15	@ Detroit	2-8	L	1-5-0	14,449	45	Jan. 17	NY RANGERS	4-4	T	20-20-5	10,147
7	Oct. 18	PHILADELPHIA	3-4	L	1-6-0	7,554	46	Jan. 19	@ Vancouver	4-0	W	21-20-5	15,570
8	Oct. 21	CHICAGO	3-1	W	2-6-0	11,651	47	Jan. 20	TORONTO	2-6	L	21-21-5	14,640
9	Oct. 24	CALIFORNIA	5-0	W	3-6-0	4,467	48	Jan. 23	@ Minnesota	5-5	T	21-21-6	15,187
10	Oct. 26	ATLANTA	3-1	W	4-6-0	6,155	49	Jan. 24	ST. LOUIS	5-7	L	21-22-6	11,298
11	Oct. 28	PITTSBURGH	5-2	W	5-6-0	9,181	50	Jan. 26	@ Atlanta	3-3	T	21-22-7	15,078
12	Oct. 31	VANCOUVER	4-1	W	6-6-0	5,791	51	Jan. 28	@ Boston	5-6	L	21-23-7	15,003
13	Nov. 2	BOSTON	5-2	W	7-6-0	10,458	52	Jan. 31	@ Pittsburgh	1-4	L	21-24-7	9,048
14	Nov. 4	NY ISLANDERS	9-2	W	8-6-0	13,578	53	Feb. 1	@ Buffalo	3-5	L	21-25-7	15,668
15	Nov. 7	@ St. Louis	3-2	W	9-6-0	18,118	54	Feb. 3	MONTREAL	1-7	L	21-26-7	15,127
16	Nov. 8	@ Atlanta	3-3	T	9-6-1	9,073	55	Feb. 7	PHILADELPHIA	2-1	W	22-26-7	8,708
17	Nov. 11	@ Montreal	2-5	L	9-7-1	17,157	56	Feb. 10	@ Toronto	4-2	W	23-26-7	16,455
18	Nov. 12	@ NY Rangers	1-5	L	9-8-1	17,500	57	Feb. 11	@ Boston	0-2	L	23-27-7	15,003
19	Nov. 14	@ Minnesota	1-4	L	9-9-1	14,905	58	Feb. 13	@ St. Louis	2-4	L	23-28-7	18,356
20	Nov. 15	BUFFALO	3-3	T	9-9-2	9,183	59	Feb. 14	DETROIT	2-2	T	23-28-8	9,473
21	Nov. 17	@ Vancouver	4-8	L	9-10-2	15,570	60	Feb. 17	ATLANTA	3-3	T	23-28-9	11,108
22	Nov. 18	DETROIT	8-3	W	10-10-2	11,824	61	Feb. 18	@ California	4-2	W	24-28-9	4,253
23	Nov. 22	MONTREAL	3-3	T	10-10-3	14,359	62	Feb. 21	NY RANGERS	3-4	L	24-29-9	10,856
24	Nov. 25	MINNESOTA	0-3	L	10-11-3	12,070	63	Feb. 24	BOSTON	5-7	L	24-30-9	16,005
25	Nov. 29	NY RANGERS	2-2	T	10-11-4	9,605	64	Feb. 28	@ Montreal	2-5	L	24-31-9	16,285
26	Dec. 2	ST. LOUIS	3-2	W	11-11-4	9,205	65	Mar. 1	@ Philadelphia	2-0	W	25-31-9	16,600
27	Dec. 5	@ NY Islanders	6-1	W	12-11-4	10,076	66	Mar. 3	ST. LOUIS	2-0	W	26-31-9	17,712
28	Dec. 6	@ Chicago	0-6	L	12-12-4	17,000	67	Mar. 6	BUFFALO	2-2	T	26-31-10	7,867
29	Dec. 9	PITTSBURGH	3-1	W	13-12-4	9,687	68	Mar. 8	CHICAGO	4-1	W	27-31-10	11,121
30	Dec. 13	CHICAGO	3-1	W	14-12-4	9,884	69	Mar. 10	CALIFORNIA	4-2	W	28-31-10	12,159
31	Dec. 16	MONTREAL	1-3	L	14-13-4	12,274	70	Mar. 13	@ Minnesota	2-2	T	28-31-11	15,121
32	Dec. 17	@ Chicago	0-2	L	14-14-4	16,666	71	Mar. 14	PITTSBURGH	2-3	L	28-32-11	8,007
33	Dec. 20	@ Detroit	1-4	L	14-15-4	11,209	72	Mar. 16	@ Vancouver	2-4	L	28-33-11	15,569
34	Dec. 21	@ Philadelphia	3-6	L	14-16-4	16,220	73	Mar. 17	MINNESOTA	3-4	L	28-34-11	12,689
35	Dec. 23	BUFFALO	2-0	W	15-16-4	8,752	74	Mar. 21	TORONTO	5-1	W	29-34-11	9,847
36	Dec. 24	@ California	5-3	W	16-16-4	1,796	75	Mar. 23	DETROIT	5-3	W	30-34-11	14,434
37	Dec. 27	NY ISLANDERS	4-1	W	17-16-4	8,073	76	Mar. 28	CALIFORNIA	2-3	L	30-35-11	10,268
38	Dec. 30	PHILADELPHIA	5-3	W	18-16-4	14,123	77	Mar. 30	@ California	1-3	L	30-36-11	10,042
39	Jan. 3	@ NY Rangers	0-3	L	18-17-4	17,500	78	Mar. 31	VANCOUVER	6-3	W	31-36-11	11,516

# KINGS 1973-74 SEASON IN REVIEW

**Record:** 33-33-12 (78 points)  
**West Division Finish:** 3rd

**General Manager:** Larry Regan/Jake Milford  
**Head Coach:** Bob Pulford  
**Captain:** Terry Harper

SCORING										
PLAYER	GP	G	A	PTS	PIM	PLAYER	GP	G	A	PTS
Butch Goring	70	28	33	61	2	Terry Harper	77	0	17	17
Juha Widing	71	27	30	57	26	Randy Rota	58	10	6	16
Bob Berry	77	23	33	56	56	Gilles Marotte	22	1	11	12
Bob Nevin	78	20	30	50	12	Vic Venasky	32	6	5	11
Frank St. Marseille	78	14	36	50	40	Neil Komadoski	68	2	4	6
Mike Corrigan	75	16	26	42	119	Phil Hoene	31	2	3	5
Don Kozak	76	21	14	35	54	Larry Brown	45	0	4	4
Dan Maloney	65	15	17	32	113	Bill Lesuk	35	2	1	3
Mike Murphy	53	13	16	29	38	Jimmy Peters	25	2	0	2
Tommy Williams	46	11	17	28	6	Gary Edwards	18	0	0	0
Bob Murdoch	76	8	20	28	85	Real Lemieux	20	0	0	0
Barry Long	60	3	19	22	118	Rogie Vachon	65	0	0	0
Sheldon Kannegiesser	51	3	17	20	49	Team PIM				2
Gene Carr	21	6	11	17	36	Team Totals	78	233	370	603
GOALTENDER	GP	MIN	GA	SO	EN	SA	%	AVG	W-L-OT	
Rogie Vachon	65	3,751	175	5	5	—	—	2.80	28-26-10	
Gary Edwards	18	929	50	1	1	—	—	3.23	5-7-2	
Empty Net Goals			6							
Team Totals	78	4,680	231	6	6	—	—	2.96	33-33-12	

## RESULTS

1 Oct. 10	CHICAGO	0-3	L	0-1-0	14,473	40 Jan. 12	@ Detroit	0-6	L	13-20-7	13,103
2 Oct. 13	@ Toronto	3-6	L	0-2-0	16,404	41 Jan. 15	@ Montreal	2-1	W	14-20-7	16,581
3 Oct. 14	@ NY Rangers	1-1	T	0-2-1	17,500	42 Jan. 16	@ Pittsburgh	2-0	W	15-20-7	7,498
4 Oct. 16	@ NY Islanders	4-4	T	0-2-2	8,737	43 Jan. 19	@ Philadelphia	0-2	L	15-21-7	17,007
5 Oct. 18	@ Buffalo	2-6	L	0-3-2	15,858	44 Jan. 20	@ Boston	2-5	L	15-22-7	15,003
6 Oct. 20	PHILADELPHIA	3-0	W	1-3-2	11,734	45 Jan. 23	MINNESOTA	3-1	W	16-22-7	12,563
7 Oct. 24	ATLANTA	6-4	W	2-3-2	8,367	46 Jan. 24	PHILADELPHIA	4-4	T	16-22-8	14,343
8 Oct. 27	DETROIT	2-3	L	2-4-2	10,372	47 Jan. 26	@ Pittsburgh	2-0	W	17-22-8	12,317
9 Oct. 30	@ St. Louis	3-2	W	3-4-2	18,073	48 Jan. 27	@ NY Rangers	5-3	L	17-23-8	17,500
10 Nov. 1	NY RANGERS	2-1	W	4-4-2	10,658	49 Jan. 31	NY ISLANDERS	2-4	L	17-24-8	10,984
11 Nov. 3	ST. LOUIS	3-4	L	4-5-2	11,639	50 Feb. 2	CALIFORNIA	3-1	W	18-24-8	8,654
12 Nov. 7	@ Minnesota	2-5	L	4-6-2	14,972	51 Feb. 6	BUFFALO	5-1	W	19-24-8	7,811
13 Nov. 8	@ Philadelphia	3-2	W	5-6-2	17,007	52 Feb. 9	@ St. Louis	2-1	W	20-24-8	18,514
14 Nov. 10	BUFFALO	3-5	L	5-7-2	12,336	53 Feb. 10	@ Atlanta	6-3	W	21-24-8	13,652
15 Nov. 11	CHICAGO	0-3	L	5-8-2	9,131	54 Feb. 13	@ Chicago	0-4	L	21-25-8	16,666
16 Nov. 14	PHILADELPHIA	4-5	L	5-9-2	10,045	55 Feb. 14	@ Buffalo	2-4	L	21-26-8	15,858
17 Nov. 17	TORONTO	3-4	L	5-10-2	11,332	56 Feb. 16	BOSTON	2-5	L	21-27-8	16,005
18 Nov. 20	@ Detroit	5-6	L	5-11-2	11,088	57 Feb. 19	VANCOUVER	3-4	L	21-28-8	7,916
19 Nov. 24	@ NY Islanders	5-5	T	5-11-3	17,500	58 Feb. 21	NY RANGERS	3-5	L	21-29-8	11,060
20 Nov. 25	@ Boston	1-3	L	5-12-3	15,003	59 Feb. 23	@ Montreal	4-4	T	21-29-9	16,980
21 Nov. 28	@ Montreal	3-5	L	5-13-3	16,231	60 Feb. 24	@ Toronto	3-3	T	21-29-10	16,485
22 Nov. 29	@ Buffalo	1-1	T	5-14-3	15,858	61 Feb. 27	@ Pittsburgh	1-4	L	21-30-10	7,268
23 Dec. 1	MINNESOTA	1-2	L	5-14-4	10,158	62 Feb. 28	@ Atlanta	3-1	W	22-30-10	14,064
24 Dec. 4	@ Vancouver	3-2	W	6-14-4	15,570	63 Mar. 2	ST. LOUIS	4-2	W	23-30-10	14,164
25 Dec. 5	PITTSBURGH	4-1	W	7-14-4	8,056	64 Mar. 5	CALIFORNIA	2-1	W	24-30-10	8,416
26 Dec. 8	ATLANTA	3-0	W	8-14-4	10,535	65 Mar. 7	CHICAGO	3-2	W	25-30-10	10,904
27 Dec. 11	@ Minnesota	3-6	L	8-15-4	14,667	66 Mar. 9	BOSTON	4-4	T	25-30-11	15,355
28 Dec. 13	NY ISLANDERS	3-2	W	9-15-4	9,508	67 Mar. 13	PITTSBURGH	5-1	W	26-30-11	8,437
29 Dec. 15	MONTREAL	2-6	L	9-16-4	10,282	68 Mar. 16	DETROIT	2-0	W	27-30-11	13,014
30 Dec. 18	@ Detroit	4-4	T	9-16-5	10,533	69 Mar. 19	TORONTO	1-1	T	27-30-12	10,337
31 Dec. 19	@ St. Louis	1-3	L	9-17-5	4,115	70 Mar. 21	CALIFORNIA	6-3	W	28-30-12	8,039
32 Dec. 22	MINNESOTA	5-2	W	10-17-5	9,722	71 Mar. 23	VANCOUVER	5-0	W	29-30-12	12,946
33 Dec. 26	@ Chicago	3-3	T	10-17-6	16,666	72 Mar. 24	@ California	7-1	W	30-30-12	3,878
34 Dec. 27	@ Atlanta	4-6	L	10-18-6	15,141	73 Mar. 26	@ Minnesota	1-5	L	30-31-12	14,642
35 Dec. 29	BOSTON	4-1	W	11-18-6	16,005	74 Mar. 28	NY ISLANDERS	4-1	W	31-31-12	8,258
36 Jan. 2	@ California	2-5	L	11-19-6	2,860	75 Mar. 30	MONTREAL	2-5	L	31-32-12	15,833
37 Jan. 5	TORONTO	5-3	W	12-19-6	11,401	76 Apr. 3	ATLANTA	4-2	W	32-32-12	11,519
38 Jan. 8	@ NY Islanders	3-1	W	13-19-6	11,747	77 Apr. 5	@ Vancouver	2-5	L	32-33-12	15,570
39 Jan. 9	@ Chicago	4-4	T	13-19-7	16,666	78 Apr. 6	VANCOUVER	11-1	W	33-33-12	11,112

# KINGS 1974-75 SEASON IN REVIEW

**Record:** 42-17-21 (105 points)  
**Norris Division Finish:** 2nd

**General Manager:** Jake Milford  
**Head Coach:** Bob Pulford  
**Captain:** Terry Harper

SCORING										
PLAYER	GP	G	A	PTS	PIM	PLAYER	GP	G	A	PTS
Bob Nevin	80	31	41	72	19	Terry Harper	80	5	21	26
Mike Murphy	78	30	38	68	44	Sheldon Kannegiesser	74	2	23	25
Dan Maloney	80	27	39	66	165	Neil Komadoski	74	4	12	16
Butch Goring	60	27	33	60	6	Larry Brown	78	1	15	16
Juha Widing	80	26	34	60	46	Dave Hutchison	68	0	6	6
Frank St. Marseille	80	17	36	53	46	Vic Venasky	17	1	2	3
Bob Berry	80	25	23	48	60	Rogie Vachon	54	0	1	1
Tommy Williams	74	24	22	46	16	Phil Hoene	2	0	0	0
Bob Murdoch	80	13	29	42	116	Jimmy Peters	3	0	0	0
Gene Carr	80	7	32	39	103	Gary Edwards	27	0	0	0
Mike Corrigan	80	13	21	34	61	Team PIM				8
Don Kozak	77	16	15	31	64	Team Totals	80	269	443	712
GOALTENDER	GP	MIN	GA	SO	EN	SA	%	AVG	W-L-OT	
Rogie Vachon	54	3,239	121	6	2	—	—	2.24	27-14-13	
Gary Edwards	27	1,561	61	3	1	—	—	2.34	15-3-8	
Empty Net Goals			3							
Team Totals	80	4,800	185	9	3	—	—	2.31	42-17-21	

## RESULTS

1	Oct. 10	@ Philadelphia	5-3	W	1-0-0	17,007	41	Jan. 11	@ Toronto	7-5	W	23-6-12	16,485
2	Oct. 12	@ Montreal	4-4	T	1-0-1	16,325	42	Jan. 14	@ Washington	6-2	W	24-6-12	8,059
3	Oct. 13	@ Buffalo	4-1	W	2-0-1	15,863	43	Jan. 16	@ Boston	4-1	W	25-6-12	14,283
4	Oct. 15	@ Washington	1-1	T	2-0-2	8,093	44	Jan. 17	@ Atlanta	0-5	L	25-7-12	14,507
5	Oct. 16	@ Toronto	1-1	T	2-0-3	16,332	45	Jan. 19	@ Montreal	6-3	W	26-7-12	18,395
6	Oct. 19	KANSAS CITY	3-0	W	3-0-3	14,384	46	Jan. 23	TORONTO	8-0	W	27-7-12	15,795
7	Oct. 22	PHILADELPHIA	2-4	L	3-1-3	13,558	47	Jan. 25	@ NY Islanders	5-5	T	27-7-13	14,865
8	Oct. 24	BUFFALO	7-2	W	4-1-3	9,305	48	Jan. 26	@ NY Rangers	2-3	L	27-8-13	17,500
9	Oct. 26	CALIFORNIA	5-1	W	5-1-3	11,253	49	Jan. 28	NY RANGERS	5-2	W	28-8-13	13,874
10	Oct. 28	PITTSBURGH	2-0	W	6-1-3	8,119	50	Jan. 30	WASHINGTON	6-4	W	29-8-13	9,764
11	Oct. 31	ST. LOUIS	1-1	T	6-1-4	7,483	51	Feb. 1	MONTREAL	3-5	L	29-9-13	16,005
12	Nov. 2	DETROIT	5-1	W	7-1-4	11,606	52	Feb. 5	PITTSBURGH	2-3	L	29-10-13	11,230
13	Nov. 5	@ St. Louis	4-3	W	8-1-4	17,381	53	Feb. 7	@ Atlanta	1-3	L	29-11-13	13,702
14	Nov. 7	@ Pittsburgh	5-3	W	9-1-4	8,651	54	Feb. 9	@ Chicago	2-1	W	30-11-13	16,000
15	Nov. 9	NY RANGERS	2-2	T	9-1-5	15,672	55	Feb. 12	ATLANTA	2-2	T	30-11-14	12,346
16	Nov. 13	TORONTO	4-0	W	10-1-5	10,043	56	Feb. 15	DETROIT	8-2	W	31-11-14	13,361
17	Nov. 15	@ Vancouver	2-2	T	10-1-6	15,570	57	Feb. 18	@ Washington	6-1	W	32-11-14	9,372
18	Nov. 16	CHICAGO	1-2	L	10-2-6	15,274	58	Feb. 19	@ Pittsburgh	2-2	T	32-11-15	12,762
19	Nov. 20	MONTREAL	3-3	T	10-2-7	13,284	59	Feb. 22	BOSTON	6-0	W	33-11-15	16,005
20	Nov. 23	@ Pittsburgh	0-0	T	10-2-8	12,003	60	Feb. 23	@ California	2-2	T	33-11-16	7,855
21	Nov. 24	@ Detroit	4-1	W	11-2-8	12,892	61	Feb. 26	@ Detroit	2-1	W	34-11-16	11,354
22	Nov. 27	NY ISLANDERS	3-3	T	11-2-9	10,959	62	Feb. 27	@ Buffalo	0-5	L	34-12-16	15,863
23	Nov. 30	BOSTON	2-0	W	12-2-9	16,005	63	Mar. 1	MINNESOTA	7-4	W	35-12-16	13,680
24	Dec. 4	MINNESOTA	4-1	W	13-2-9	8,608	64	Mar. 4	KANSAS CITY	7-4	W	36-12-16	9,268
25	Dec. 7	ATLANTA	6-2	W	14-2-9	11,997	65	Mar. 6	NY ISLANDERS	2-2	T	36-12-17	10,268
26	Dec. 11	@ Toronto	4-1	W	15-2-9	16,325	66	Mar. 8	CHICAGO	1-6	L	36-13-17	16,005
27	Dec. 12	@ Boston	1-8	L	15-3-9	13,891	67	Mar. 11	BUFFALO	2-2	T	36-13-18	15,667
28	Dec. 14	@ NY Islanders	0-3	L	15-4-9	14,000	68	Mar. 13	DETROIT	5-5	T	36-13-19	9,663
29	Dec. 15	@ NY Rangers	3-3	T	15-4-10	17,500	69	Mar. 15	@ Montreal	0-3	L	36-14-19	18,734
30	Dec. 18	@ Kansas City	6-0	W	16-4-10	5,983	70	Mar. 16	@ Philadelphia	0-3	L	36-15-19	17,007
31	Dec. 19	WASHINGTON	4-1	W	17-4-10	9,229	71	Mar. 18	@ Minnesota	5-3	W	37-15-19	11,910
32	Dec. 21	MONTREAL	2-2	T	17-4-11	14,294	72	Mar. 20	ST. LOUIS	3-2	W	38-15-19	11,811
33	Dec. 26	VANCOUVER	5-1	W	18-4-11	13,964	73	Mar. 22	PITTSBURGH	4-0	W	39-15-19	14,957
34	Dec. 28	CALIFORNIA	2-3	L	18-5-11	9,920	74	Mar. 26	WASHINGTON	5-1	W	40-15-19	10,636
35	Dec. 30	@ Detroit	3-2	W	19-5-11	12,381	75	Mar. 28	@ Vancouver	2-4	L	40-16-19	15,569
36	Dec. 31	@ Chicago	3-1	W	20-5-11	13,000	76	Mar. 29	VANCOUVER	3-3	T	40-16-20	13,601
37	Jan. 2	BOSTON	2-5	L	20-6-11	16,005	77	Apr. 1	@ Kansas City	1-3	L	40-17-20	8,487
38	Jan. 4	PHILADELPHIA	2-2	T	20-6-12	16,005	78	Apr. 2	@ St. Louis	5-2	W	41-17-20	18,511
39	Jan. 8	@ Minnesota	4-2	W	21-6-12	12,612	79	Apr. 5	CALIFORNIA	5-3	W	42-17-20	13,904
40	Jan. 9	@ Buffalo	5-2	W	22-6-12	15,863	80	Apr. 6	@ California	1-1	T	42-17-21	5,159



# KINGS 1975-76 SEASON IN REVIEW

**Record:** 38-33-9 (85 points)  
**Norris Division Finish:** 2nd

**General Manager:** Jake Milford  
**Head Coach:** Bob Pulford  
**Captain:** Mike Murphy

SCORING										
PLAYER	GP	G	A	PTS	PIM	PLAYER	GP	G	A	PTS
Marcel Dionne	80	40	54	94	38	Neil Komadoski	80	3	15	18
Butch Goring	80	33	40	73	8	Sheldon Kannegiesser	70	4	9	13
Mike Murphy	80	26	42	68	61	Dave Hutchison	50	0	10	10
Bob Nevin	77	13	42	55	14	Ab DeMarco	30	4	3	7
Don Kozak	62	20	24	44	94	Larry Brown	74	2	5	7
Vic Venasky	80	18	26	44	12	Dennis Abgrall	13	0	2	2
Mike Corrigan	71	22	21	43	71	Bart Crashley	4	0	1	1
Bob Berry	80	20	22	42	37	Jim Witherspoon	2	0	0	0
Tommy Williams	70	19	20	39	14	Bert Wilson	13	0	0	0
Bob Murdoch	80	6	29	35	103	Gary Edwards	29	0	0	0
Frank St. Marseille	68	10	16	26	20	Rogie Vachon	51	0	0	0
Gary Sargent	63	8	16	24	36	Team PIM				20
Juha Widing	67	7	15	22	26	<b>Team Totals</b>	<b>80</b>	<b>263</b>	<b>423</b>	<b>686</b>
Gene Carr	38	8	11	19	16					<b>1,022</b>

GOALTENDER	GP	MIN	GA	SO	EN	SA	%	AVG	W-L-OT
Rogie Vachon	51	3,060	160	5	1	—	—	3.14	26-20-5
Gary Edwards	29	1,740	103	0	1	—	—	3.55	12-13-4
Empty Net Goals			2						
<b>Team Totals</b>	<b>80</b>	<b>4,800</b>	<b>265</b>	<b>5</b>	<b>2</b>	<b>—</b>	<b>—</b>	<b>3.31</b>	<b>38-33-9</b>

## RESULTS

1 Oct. 8 @ Montreal	0-9	L	0-1-0	15,221	41 Jan. 7 @ Kansas City	5-2	W	22-17-2	6,273
2 Oct. 11 @ NY Islanders	0-7	L	0-2-0	14,865	42 Jan. 8 @ Philadelphia	4-6	L	22-18-2	17,007
3 Oct. 12 @ NY Rangers	6-4	W	1-2-0	17,500	43 Jan. 10 @ Toronto	3-4	L	22-19-2	16,447
4 Oct. 15 WASHINGTON	4-3	W	2-2-0	10,092	44 Jan. 13 @ Atlanta	3-0	W	23-19-2	10,814
5 Oct. 17 @ Vancouver	5-3	W	3-2-0	15,570	45 Jan. 15 @ Boston	0-4	L	23-20-2	13,769
6 Oct. 18 CALIFORNIA	5-3	W	4-2-0	12,217	46 Jan. 17 @ Montreal	2-4	L	23-21-2	16,702
7 Oct. 21 @ St. Louis	1-6	L	4-3-0	16,383	47 Jan. 18 @ Detroit	8-3	W	24-21-2	10,680
8 Oct. 22 @ Chicago	5-3	W	5-3-0	9,300	48 Jan. 22 TORONTO	6-3	W	25-21-2	13,177
9 Oct. 24 @ Atlanta	4-7	L	5-4-0	10,943	49 Jan. 24 @ NY Islanders	0-5	L	25-22-2	14,865
10 Oct. 26 MINNESOTA	1-2	W	6-4-0	10,786	50 Jan. 25 @ NY Rangers	4-1	W	26-22-2	17,500
11 Oct. 28 WASHINGTON	6-0	W	7-4-0	8,412	51 Jan. 27 WASHINGTON	2-0	W	27-22-2	11,390
12 Oct. 30 PITTSBURGH	4-0	W	8-4-0	10,231	52 Jan. 29 DETROIT	3-3	T	27-22-3	12,228
13 Nov. 1 ATLANTA	3-1	W	9-4-0	13,051	53 Jan. 31 MONTREAL	7-3	W	28-22-3	16,005
14 Nov. 5 @ Washington	3-1	W	10-4-0	12,527	54 Feb. 4 BUFFALO	3-4	L	28-23-3	11,635
15 Nov. 6 @ Philadelphia	1-1	T	10-4-1	17,077	55 Feb. 7 PITTSBURGH	3-7	L	28-24-3	11,606
16 Nov. 8 NY RANGERS	3-1	W	11-4-1	16,005	56 Feb. 10 @ Washington	2-2	T	28-24-4	7,243
17 Nov. 11 CALIFORNIA	2-3	L	11-5-1	10,842	57 Feb. 11 @ Chicago	7-4	W	29-24-4	14,200
18 Nov. 13 NY ISLANDERS	4-3	W	12-5-1	10,827	58 Feb. 14 @ Montreal	2-2	T	29-24-5	16,771
19 Nov. 15 TORONTO	1-1	T	12-5-2	14,456	59 Feb. 15 @ Pittsburgh	4-6	L	29-25-5	11,098
20 Nov. 19 CHICAGO	2-4	L	12-6-2	12,645	60 Feb. 17 MINNESOTA	2-1	W	30-25-5	10,727
21 Nov. 22 @ Pittsburgh	3-6	L	12-7-2	10,089	61 Feb. 18 ST. LOUIS	2-2	T	30-25-6	10,574
22 Nov. 23 @ Detroit	1-4	L	12-8-2	14,565	62 Feb. 21 PHILADELPHIA	3-3	T	30-25-7	16,005
23 Nov. 25 @ Boston	2-4	L	12-9-2	13,903	63 Feb. 26 CHICAGO	6-2	L	30-26-7	11,928
24 Nov. 26 @ Washington	2-7	L	12-10-2	6,282	64 Feb. 28 @ Detroit	3-1	W	31-26-7	11,178
25 Nov. 29 BUFFALO	8-3	W	13-10-2	13,993	65 Feb. 29 @ Buffalo	1-5	L	31-27-7	16,433
26 Dec. 2 ATLANTA	5-3	W	14-10-2	8,575	66 Mar. 3 BOSTON	3-5	L	31-28-7	12,510
27 Dec. 3 @ California	3-2	W	15-10-2	4,542	67 Mar. 6 TORONTO	1-4	L	31-29-7	13,799
28 Dec. 6 DETROIT	3-2	W	16-10-2	15,360	68 Mar. 9 VANCOUVER	6-1	W	32-29-7	10,108
29 Dec. 10 ST. LOUIS	5-0	W	17-10-2	9,303	69 Mar. 11 NY RANGERS	4-3	W	33-29-7	10,122
30 Dec. 13 PHILADELPHIA	4-6	L	17-11-2	16,005	70 Mar. 13 DETROIT	1-4	L	33-30-7	11,534
31 Dec. 17 MONTREAL	1-2	L	17-12-2	15,445	71 Mar. 16 BUFFALO	2-4	L	33-31-7	9,500
32 Dec. 20 PITTSBURGH	1-5	L	17-13-2	9,404	72 Mar. 20 MONTREAL	4-3	W	34-31-7	16,005
33 Dec. 22 @ Toronto	3-4	L	17-14-2	16,485	73 Mar. 21 @ Minnesota	4-4	T	34-31-8	8,695
34 Dec. 23 @ Boston	4-3	W	18-14-2	13,336	74 Mar. 24 NY ISLANDERS	1-1	T	34-31-9	11,267
35 Dec. 26 @ California	4-2	W	19-14-2	8,113	75 Mar. 26 @ Vancouver	3-4	L	34-32-9	15,612
36 Dec. 27 KANSAS CITY	9-4	W	20-14-2	13,470	76 Mar. 27 VANCOUVER	7-3	W	35-32-9	13,571
37 Dec. 29 @ Minnesota	1-2	L	20-15-2	10,241	77 Mar. 30 @ Kansas City	8-6	W	36-32-9	7,123
38 Dec. 31 @ Pittsburgh	1-5	L	20-16-2	8,993	78 Mar. 31 @ St. Louis	2-1	W	37-32-9	16,429
39 Jan. 1 @ Buffalo	9-6	W	21-16-2	16,433	79 Apr. 3 KANSAS CITY	5-1	W	38-32-9	13,618
40 Jan. 3 BOSTON	0-3	L	21-17-2	16,005	80 Apr. 4 @ California	2-5	L	38-33-9	6,442

# KINGS 1976-77 SEASON IN REVIEW

**Record:** 34-31-15 (83 points)  
**Norris Division Finish:** 2nd

**General Manager:** Jake Milford  
**Head Coach:** Bob Pulford  
**Captain:** Mike Murphy

SCORING										
PLAYER	GP	G	A	PTS	PIM	PLAYER	GP	G	A	PTS
Marcel Dionne	80	53	69	122	12	Juha Widing	47	3	8	11
Butch Goring	78	30	55	85	6	Bert Wilson	77	4	3	7
Tommy Williams	80	35	39	74	14	Larry Brown	55	1	6	7
Mike Murphy	76	25	36	61	58	Ab DeMarco	33	3	3	6
Gary Sargent	80	14	40	54	65	Lorne Stampler	7	2	1	3
Vic Venasky	80	14	26	40	18	Steve Clippingdale	16	1	2	3
Bob Berry	69	13	25	38	20	Sheldon Kannegiesser	39	1	1	2
Don Kozak	79	15	17	32	89	Russ Walker	16	1	0	1
Bob Murdoch	70	9	23	32	79	Rogie Vachon	68	0	1	1
Dave Schultz	76	10	20	30	232	Jim Moxey	1	0	0	0
Frank St. Marseille	49	6	22	28	16	Gary Simmons	4	0	0	0
Gene Carr	68	15	12	27	25	Gary Edwards	10	0	0	0
Dave Hutchison	70	6	11	17	220	Team PIM				14
Glenn Goldup	28	7	6	13	29	<b>Team Totals</b>	<b>80</b>	<b>271</b>	<b>435</b>	<b>706</b>
Neil Komadoski	68	3	9	12	109					<b>1,184</b>

GOALTENDER	GP	MIN	GA	SO	EN	SA	%	AVG	W-L-OT
Rogie Vachon	68	4,059	184	8	1	—	—	2.72	33-23-12
Gary Simmons	4	240	16	0	1	—	—	4.00	1-2-1
Gary Edwards	10	501	39	0	0	—	—	4.67	0-6-2
Empty Net Goals			2						
<b>Team Totals</b>	<b>80</b>	<b>4,800</b>	<b>241</b>	<b>8</b>	<b>2</b>	<b>—</b>	<b>—</b>	<b>3.01</b>	<b>34-31-15</b>

## RESULTS

1	Oct. 6	@	Cleveland	2-2	T	0-0-1	8,899	41	Jan. 5	@	Minnesota	2-5	L	13-18-10	6,912
2	Oct. 7	@	Atlanta	2-4	L	0-1-1	9,140	42	Jan. 8	@	Philadelphia	1-6	L	13-19-10	17,077
3	Oct. 9	@	Pittsburgh	7-4	W	1-1-1	10,131	43	Jan. 9	@	NY Rangers	5-4	W	14-19-10	17,500
4	Oct. 10	@	Philadelphia	0-1	L	1-2-1	17,077	44	Jan. 12	@	Toronto	2-3	L	14-20-10	16,485
5	Oct. 13	@	Toronto	4-4	T	1-2-2	16,485	45	Jan. 13	@	Boston	3-4	L	14-21-10	10,760
6	Oct. 16		WASHINGTON	7-1	W	2-2-2	12,859	46	Jan. 15	@	Montreal	0-6	L	14-22-10	16,563
7	Oct. 17		ST. LOUIS	6-2	W	3-2-2	10,935	47	Jan. 18		TORONTO	6-3	W	15-22-10	12,644
8	Oct. 20	@	NY Rangers	4-2	W	4-2-2	17,500	48	Jan. 20		PITTSBURGH	5-3	W	16-22-10	12,174
9	Oct. 21	@	Washington	5-5	T	4-2-3	7,098	49	Jan. 22		NY RANGERS	6-0	W	17-22-10	13,606
10	Oct. 23		BOSTON	2-4	L	4-3-3	15,094	50	Jan. 26		MINNESOTA	2-3	L	17-23-10	10,131
11	Oct. 26		DETROIT	3-2	W	5-3-3	10,073	51	Jan. 29	@	NY Islanders	4-0	W	18-23-10	15,317
12	Oct. 28		ATLANTA	5-1	W	6-3-3	9,104	52**	Jan. 30	@	Buffalo (Postponed to Thur., Mar. 3-Snowstorm)				
13	Oct. 30		CLEVELAND	4-3	W	7-3-3	10,840	53	Feb. 2		WASHINGTON	7-2	W	19-23-10	9,960
14	Nov. 2	@	Pittsburgh	1-7	L	7-4-3	7,597	54	Feb. 5		MONTREAL	3-3	T	19-23-11	16,005
15	Nov. 3	@	Cleveland	4-2	W	8-4-3	3,157	55	Feb. 8	@	NY Islanders	1-4	L	19-24-11	15,317
16	Nov. 5	@	Vancouver	1-4	L	8-5-3	15,644	56	Feb. 9	@	Cleveland	3-6	L	19-25-11	3,225
17	Nov. 6		NY RANGERS	3-3	T	8-5-4	12,784	57	Feb. 12		PITTSBURGH	2-3	L	19-26-11	12,276
18	Nov. 10		TORONTO	2-2	T	8-5-5	12,338	58	Feb. 15		NY ISLANDERS	3-0	W	20-26-11	10,256
19	Nov. 13	@	Detroit	3-3	T	8-5-6	10,217	59	Feb. 17		ATLANTA	3-4	L	20-27-11	11,059
20	Nov. 14	@	Chicago	4-5	L	8-6-6	12,400	60	Feb. 19		BOSTON	2-0	W	21-27-11	14,178
21	Nov. 16		CLEVELAND	0-0	T	8-6-7	9,724	61	Feb. 22		ST. LOUIS	4-0	W	22-27-11	10,650
22	Nov. 18		NY ISLANDERS	1-3	L	8-7-7	11,904	62	Feb. 24		VANCOUVER	2-2	T	22-27-12	10,261
23	Nov. 20		BUFFALO	3-4	L	8-8-7	12,568	63	Feb. 26	@	Detroit	4-3	W	23-27-12	9,117
24	Nov. 24		CHICAGO	4-5	L	8-9-7	12,598	64	Feb. 27	@	Buffalo	5-1	W	24-27-12	16,433
25	Nov. 27		MONTREAL	3-4	L	8-10-7	16,005	65	Mar. 1	@	Washington	3-2	W	25-27-12	10,970
26	Nov. 28	@	Colorado	6-6	T	8-10-8	5,697	66	Mar. 2	@	Pittsburgh	5-0	W	26-27-12	9,226
27	Dec. 1	@	Toronto	3-6	L	8-11-8	16,384	52**	Mar. 3	@	Buffalo	2-7	L	26-28-12	16,433
28	Dec. 2	@	Montreal	3-3	T	8-11-9	16,024	67	Mar. 5		PITTSBURGH	3-3	T	26-28-13	16,005
29	Dec. 4		DETROIT	4-1	W	9-11-9	11,140	68	Mar. 8		CHICAGO	7-1	W	27-28-13	11,968
30	Dec. 8		COLORADO	3-3	T	9-11-10	10,746	69	Mar. 10		WASHINGTON	6-0	W	28-28-13	11,826
31	Dec. 11		BUFFALO	2-4	L	9-12-10	11,116	70	Mar. 13	@	Boston	2-2	T	28-28-14	12,024
32	Dec. 14	@	Washington	4-2	W	10-12-10	7,359	71	Mar. 14	@	Montreal	0-3	L	28-29-14	17,356
33	Dec. 15	@	Atlanta	3-1	W	11-12-10	11,264	72	Mar. 17		DETROIT	3-2	W	29-29-14	14,580
34	Dec. 18		MONTREAL	0-2	L	11-13-10	14,764	73	Mar. 19		PHILADELPHIA	3-5	L	29-30-14	16,005
35	Dec. 22		VANCOUVER	2-3	L	11-14-10	11,987	74	Mar. 22	@	St. Louis	2-4	L	29-31-14	12,417
36	Dec. 27	@	Detroit	7-4	W	12-14-10	11,102	75	Mar. 23	@	Chicago	3-1	W	30-31-14	9,200
37	Dec. 28	@	Minnesota	3-4	L	12-15-10	9,312	76	Mar.26		BUFFALO	6-4	W	31-31-14	15,288
38	Dec. 30		PHILADELPHIA	0-2	L	12-16-10	16,005	77	Mar. 29	@	Vancouver	3-3	T	31-31-15	15,641
39	Jan. 1		BOSTON	5-2	W	13-16-10	11,337	78	Mar. 31		COLORADO	7-5	W	32-31-15	11,302
40	Jan. 4	@	St. Louis	3-4	L	13-17-10	8,183	79	Apr. 2		MINNESOTA	7-2	W	33-31-15	13,419
								80	Apr. 3	@	Colorado	6-4	W	34-31-15	13,296

# KINGS 1977-78 SEASON IN REVIEW

**Record:** 31-34-15 (77 points)  
**Norris Division Finish:** 3rd

**General Manager:** George Maguire  
**Head Coach:** Ron Stewart  
**Captain:** Mike Murphy

SCORING											
PLAYER	GP	G	A	PTS	PIM	PLAYER	GP	G	A	PTS	PIM
Marcel Dionne	70	36	43	79	37	Dave Hutchison	44	0	10	10	71
Butch Goring	80	37	36	73	2	Larry Brown	57	1	8	9	23
Mike Murphy	72	20	36	56	48	Neil Komadoski	25	0	6	6	24
Syl Apps, Jr.	70	19	26	45	18	Rob Palmer	48	0	3	3	27
Dave Taylor	64	22	21	43	47	Gene Carr	5	2	0	2	4
Gary Sargent	72	7	34	41	52	Dave Schultz	8	2	0	2	27
Tommy Williams	58	15	22	37	9	Darryl Edestrand	13	0	2	2	15
Randy Manery	79	6	27	33	61	Russ Walker	1	0	0	0	6
Glenn Goldup	66	14	18	32	66	Larry Carriere	2	0	0	0	0
Pete Stelmowski	80	13	18	31	33	Lorne Stamler	2	0	0	0	0
Danny Grant	41	10	19	29	2	Charlie Simmer	3	0	0	0	2
Ernie Hicke	41	9	15	24	18	Steve Short	5	0	0	0	2
Bert Wilson	79	7	16	23	127	Gary Simmons	14	0	0	0	6
Hartland Monahan	64	10	9	19	45	Rogie Vachon	70	0	0	0	2
Bob Murdoch	76	2	17	19	68	Team PIM					10
Don Kozak	43	8	5	13	45	<b>Team Totals</b>	<b>80</b>	<b>243</b>	<b>401</b>	<b>644</b>	<b>903</b>
Vic Venasky	71	3	10	13	6						
GOALTENDER											
GP	MIN	GA	SO	EN	SA	S%	AVG	W-L-OT			
Rogie Vachon	70	4,107	196	4	4	—	2.86	29-27-13			
Gary Simmons	14	693	44	0	1	—	3.81	2-7-2			
Empty Net Goals			5								
<b>Team Totals</b>	<b>80</b>	<b>4,800</b>	<b>245</b>	<b>4</b>	<b>5</b>	<b>—</b>	<b>3.06</b>	<b>31-34-15</b>			

## RESULTS

1 Oct. 12 CLEVELAND	2-0	W	1-0-0	11,643	41 Jan. 12 @ Boston	1-6	L	17-15-9	14,202
2 Oct. 15 DETROIT	4-0	T	2-0-0	10,464	42 Jan. 14 @ Atlanta	8-4	W	18-15-9	11,114
3 Oct. 18 @ NY Islanders	0-2	W	2-0-1	12,254	43 Jan. 18 NY RANGERS	0-3	L	18-16-9	11,934
4 Oct. 19 @ Cleveland	1-3	L	2-1-1	3,252	44 Jan. 20 @ Colorado	2-5	L	18-17-9	6,681
5 Oct. 22 BOSTON	3-4	L	2-2-1	14,638	45 Jan. 21 TORONTO	2-1	W	19-17-9	13,497
6 Oct. 25 @ Vancouver	1-3	L	2-3-1	14,000	46 Jan. 26 ST. LOUIS	5-1	W	20-17-9	10,392
7 Oct. 26 NY ISLANDERS	2-2	T	2-3-2	10,638	47 Jan. 28 @ Montreal	3-6	L	20-18-9	17,280
8 Oct. 29 @ Montreal	5-3	W	3-3-2	16,108	48 Jan. 29 @ NY Rangers	4-1	W	21-18-9	17,500
9 Oct. 30 @ NY Rangers	5-3	W	4-3-2	17,500	49 Feb. 1 WASHINGTON	8-3	W	22-18-9	8,301
10 Nov. 1 @ St. Louis	2-7	L	4-4-2	9,715	50 Feb. 4 MONTREAL	5-5	T	22-18-10	16,005
11 Nov. 3 TORONTO	4-2	W	5-4-2	12,654	51 Feb. 7 DETROIT	1-2	L	22-19-10	10,748
12 Nov. 5 NY RANGERS	3-1	W	6-4-2	12,215	52 Feb. 9 ATLANTA	2-4	L	22-20-10	10,045
13 Nov. 8 @ Washington	5-1	W	7-4-2	7,473	53 Feb. 11 PITTSBURGH	3-3	T	22-20-11	12,246
14 Nov. 10 @ Boston	2-5	L	7-5-2	11,428	54 Feb. 14 @ NY Islanders	2-3	L	22-21-11	14,914
15 Nov. 12 MINNESOTA	2-2	T	7-5-3	12,401	55 Feb. 16 @ Buffalo	0-5	L	22-22-11	16,433
16 Nov. 16 CLEVELAND	1-1	T	7-5-4	10,649	56 Feb. 18 @ Pittsburgh	1-1	T	22-22-12	16,033
17 Nov. 19 MONTREAL	2-4	L	7-6-4	16,005	57 Feb. 19 @ Detroit	1-5	L	22-23-12	16,497
18 Nov. 23 CHICAGO	8-3	W	8-6-4	11,729	58 Feb. 21 @ Washington	4-1	W	23-23-12	9,170
19 Nov. 24 PITTSBURGH	5-3	W	9-6-4	9,835	59 Feb. 11 @ Minnesota	1-4	L	23-24-12	9,049
20 Nov. 26 @ Atlanta	4-4	T	9-6-5	13,773	60 Feb. 25 BOSTON	2-4	L	23-25-12	16,005
21 Nov. 27 @ Philadelphia	0-2	L	9-7-5	17,077	61 Feb. 28 CLEVELAND	4-2	W	24-25-12	9,529
22 Nov. 29 WASHINGTON	4-2	W	10-7-5	9,669	62 Mar. 2 COLORADO	5-2	W	25-25-12	9,801
23 Dec. 1 PHILADELPHIA	2-4	L	10-8-5	12,371	63 Mar. 4 CHICAGO	3-6	L	25-26-12	12,546
24 Dec. 3 ATLANTA	4-1	W	11-8-5	11,168	64 Mar. 8 @ Toronto	5-1	W	26-26-12	16,485
25 Dec. 6 @ St. Louis	6-1	W	12-8-5	9,270	65 Mar. 9 @ Buffalo	3-3	T	26-26-13	16,433
26 Dec. 8 @ Pittsburgh	5-3	W	13-8-5	9,117	66 Mar. 11 @ Montreal	3-5	L	26-27-13	17,131
27 Dec. 10 TORONTO	0-3	L	13-9-5	13,532	67 Mar. 12 @ Boston	3-9	L	26-28-13	14,602
28 Dec. 15 BUFFALO	3-7	L	13-10-5	11,645	68 Mar. 14 PITTSBURGH	4-2	W	27-28-13	12,084
29 Dec. 17 WASHINGTON	1-2	L	13-11-5	8,125	69 Mar. 16 DETROIT	3-3	T	27-28-14	10,256
30 Dec. 19 VANCOUVER	3-2	W	14-11-5	9,946	70 Mar. 18 MONTREAL	3-6	L	27-29-14	16,005
31 Dec. 21 MINNESOTA	8-1	W	15-11-5	9,648	71 Mar. 21 BUFFALO	2-6	L	27-30-14	11,027
32 Dec. 22 @ Chicago	4-0	W	16-11-5	9,072	72 Mar. 23 @ Minnesota	3-1	W	28-30-14	7,715
33 Dec. 28 NY ISLANDERS	3-4	L	16-12-5	16,005	73 Mar. 24 @ Cleveland	4-3	W	29-30-14	4,744
34 Dec. 29 @ Colorado	2-2	T	16-12-6	9,527	74 Mar. 27 @ Toronto	0-3	L	29-31-14	16,485
35 Jan. 1 COLORADO	0-1	W	17-12-6	10,797	75 Mar. 29 @ Chicago	1-5	L	29-32-14	10,957
36 Jan. 4 @ Washington	5-4	L	17-13-6	9,823	76 Mar. 30 @ Detroit	4-0	W	30-32-14	16,654
37 Jan. 5 @ Philadelphia	4-4	T	17-13-7	17,077	77 Apr. 1 PHILADELPHIA	2-4	L	30-33-14	15,350
38 Jan. 7 @ Pittsburgh	3-3	T	17-13-8	13,921	78 Apr. 5 ST. LOUIS	2-3	L	30-34-14	9,090
39 Jan. 8 @ Detroit	3-4	L	17-14-8	12,098	79 Apr. 7 @ Vancouver	5-5	T	30-34-15	15,613
40 Jan. 11 @ Buffalo	3-3	T	17-14-9	16,433	80 Apr. 8 VANCOUVER	5-3	W	31-34-15	11,218

# KINGS 1978-79 SEASON IN REVIEW

**Record:** 34-34-12 (80 points)  
**Norris Division Finish:** 3rd

**General Manager:** George Maguire  
**Head Coach:** Bob Berry  
**Captain:** Mike Murphy

SCORING											
PLAYER	GP	G	A	PTS	PIM	PLAYER	GP	G	A	PTS	PIM
Marcel Dionne	80	59	71	130	30	Vic Venasky	73	4	13	17	8
Dave Taylor	78	43	48	91	124	Bob Murdoch	32	3	12	15	46
Butch Goring	80	36	51	87	16	Mark Heaslip	69	4	9	13	45
Charlie Simmer	38	21	27	48	16	Richard Mulhern	36	2	9	11	23
Mike Murphy	64	16	29	45	38	Doug Halward	27	1	5	6	13
Rob Palmer	78	4	41	45	26	Randy Holt	36	0	6	6	202
Glenn Goldup	73	15	22	37	89	Darryl Edestrand	55	1	4	5	46
Syl Apps, Jr.	80	7	30	37	29	Brian Glennie	18	2	2	4	22
Randy Manery	71	8	27	35	64	Nick Beverley	7	0	3	3	0
Steve Jensen	72	23	8	31	57	Mario Lessard	49	0	2	2	8
Murray Wilson	58	11	15	26	14	Scott Garland	6	0	1	1	24
Tommy Williams	44	10	15	25	8	Ron Grahame	34	0	1	1	6
Danny Grant	35	10	11	21	8	Team PIM					12
Rick Hampton	49	3	17	20	22	<b>Team Totals</b>	<b>80</b>	<b>292</b>	<b>489</b>	<b>781</b>	<b>1,134</b>
Bert Wilson	73	9	10	19	138						
GOALTENDER											
GP	MIN	GA	SO	EN	SA	S%	AVG	W-L-OT			
Mario Lessard	49	2,860	148	4	2	—	3.10	23-15-10			
Ron Grahame	34	1,940	136	0	0	—	4.21	11-19-2			
Empty Net Goals			2								
<b>Team Totals</b>	<b>80</b>	<b>4,800</b>	<b>286</b>	<b>4</b>	<b>2</b>	<b>—</b>	<b>3.57</b>	<b>34-34-12</b>			

## RESULTS

1	Oct. 11	WASHINGTON	6-2	L	0-1-0	8,318	41	Jan. 9	@ NY Islanders	1-7	L	17-18-6	14,995
2	Oct. 14	ST. LOUIS	4-4	W	1-1-0	7,566	42	Jan. 10	@ Chicago	0-3	L	17-19-6	8,221
3	Oct. 18	BOSTON	2-3	L	1-2-0	8,564	43	Jan. 13	@ Detroit	7-3	W	18-19-6	14,447
4	Oct. 20	@ Washington	6-4	W	2-2-0	8,303	44	Jan. 14	@ Boston	6-3	W	19-19-6	13,424
5	Oct. 22	@ Montreal	4-8	L	2-3-0	16,089	45	Jan. 17	MONTREAL	3-7	L	19-20-6	13,257
6	Oct. 24	@ Atlanta	2-7	L	2-4-0	8,526	46	Jan. 20	TORONTO	2-3	L	19-21-6	12,793
7	Oct. 26	BUFFALO	6-0	W	3-4-0	7,238	47	Jan. 24	PITTSBURGH	4-1	W	20-21-6	9,680
8	Oct. 28	WASHINGTON	5-1	W	4-4-0	7,347	48	Jan. 25	DETROIT	6-6	T	20-21-7	9,974
9	Nov. 1	TORONTO	2-4	L	4-5-0	9,048	49	Jan. 27	@ Pittsburgh	3-5	L	20-22-7	14,274
10	Nov. 4	NY RANGERS	3-7	L	4-6-0	10,625	50	Jan. 28	@ Boston	5-3	W	21-22-7	13,591
11	Nov. 8	PHILADELPHIA	3-5	L	4-7-0	8,163	51	Jan. 30	@ St. Louis	1-7	L	21-23-7	7,046
12	Nov. 11	MINNESOTA	8-1	W	5-7-0	8,409	52	Jan. 31	@ Washington	3-5	L	21-24-7	7,966
13	Nov. 12	@ Chicago	4-1	W	6-7-0	11,328	53	Feb. 3	NY RANGERS	4-2	W	22-24-7	13,471
14	Nov. 14	@ St. Louis	4-2	W	7-7-0	8,951	54	Feb. 4	@ Colorado	4-1	W	23-24-7	6,821
15	Nov. 16	MONTREAL	6-3	W	8-7-0	10,292	55	Feb. 14	@ Detroit	3-2	W	24-24-7	13,914
16	Nov. 18	PITTSBURGH	1-3	L	8-8-0	9,171	56	Feb. 15	@ Montreal	2-2	T	24-24-8	16,198
17	Nov. 20	CHICAGO	4-3	W	9-8-0	7,629	57	Feb. 17	@ Toronto	2-5	L	24-25-8	16,485
18	Nov. 22	DETROIT	3-3	T	9-8-1	10,336	58	Feb. 19	NY ISLANDERS	3-8	L	24-26-8	13,744
19	Nov. 25	@ Minnesota	4-1	W	10-8-1	8,833	59	Feb. 21	BOSTON	3-1	W	25-26-8	10,913
20	Nov. 26	@ Detroit	2-4	L	10-9-1	15,114	60	Feb. 24	PHILADELPHIA	3-4	L	25-27-8	13,290
21	Nov. 29	NY ISLANDERS	5-5	T	10-9-2	8,579	61	Feb. 26	VANCOUVER	2-0	W	26-27-8	8,387
22	Dec. 2	DETROIT	5-2	W	11-9-2	11,688	62	Feb. 28	WASHINGTON	3-3	T	26-27-9	8,174
23	Dec. 4	WASHINGTON	10-2	W	12-9-2	7,324	63	Mar. 3	CHICAGO	8-5	W	27-27-9	10,531
24	Dec. 6	@ Minnesota	0-4	L	12-10-2	7,030	64	Mar. 4	@ Vancouver	3-2	W	28-27-9	—
25	Dec. 7	@ Buffalo	3-3	T	12-10-3	16,433	65	Mar. 7	@ Pittsburgh	4-0	W	29-27-9	11,479
26	Dec. 9	ATLANTA	5-1	W	13-10-3	10,009	66	Mar. 8	@ Buffalo	4-6	L	29-28-9	16,433
27	Dec. 12	@ NY Islanders	5-5	T	13-10-4	14,286	67	Mar. 10	@ Toronto	4-4	L	29-29-9	16,485
28	Dec. 13	@ NY Rangers	7-8	L	13-11-4	—	68	Mar. 11	@ Philadelphia	3-6	L	29-30-9	17,077
29	Dec. 16	MONTREAL	2-5	L	13-12-4	12,562	69	Mar. 14	PITTSBURGH	3-3	T	29-30-10	11,729
30	Dec. 19	@ Colorado	2-2	T	13-12-5	9,044	70	Mar. 17	MONTREAL	3-1	W	30-30-10	14,267
31	Dec. 21	PITTSBURGH	1-4	L	13-13-5	9,125	71	Mar. 20	ATLANTA	4-3	W	31-30-10	9,792
32	Dec. 23	@ Vancouver	0-2	L	13-14-5	12,526	72	Mar. 22	ST. LOUIS	3-2	T	31-30-11	9,533
33	Dec. 27	@ Pittsburgh	2-5	L	13-15-5	14,634	73	Mar. 24	BUFFALO	2-3	L	31-31-11	11,864
34	Dec. 28	@ Montreal	3-3	T	13-15-6	17,153	74	Mar. 28	DETROIT	8-1	W	32-31-11	9,497
35	Dec. 30	VANCOUVER	4-0	W	14-15-6	10,317	75	Mar. 30	@ Atlanta	3-5	L	32-32-11	10,292
36	Jan. 1	COLORADO	5-3	W	14-15-6	7,202	76	Mar. 31	@ Detroit	5-4	W	33-32-11	14,686
37	Jan. 3	@ Washington	3-8	L	15-16-6	7,053	77	Apr. 2	@ NY Rangers	4-5	L	33-33-11	17,378
38	Jan. 4	@ Montreal	5-4	W	16-16-6	16,132	78	Apr. 3	@ Washington	2-6	L	33-34-11	13,159
39	Jan. 6	@ Pittsburgh	4-3	W	17-16-6	11,760	79	Apr. 5	COLORADO	4-4	T	33-34-12	8,240
40	Jan. 7	Philadelphia	0-3	L	17-17-6	17,677	80	Apr. 7	MINNESOTA	7-1	W	34-34-12	11,048



# KINGS 1979-80 SEASON IN REVIEW

Record: 30-36-14 (74 points)  
Norris Division Finish: 2nd

General Manager: George Maguire  
Head Coach: Bob Berry  
Captain: Mike Murphy

SCORING										
PLAYER	GP	G	A	PTS	PIM	PLAYER	GP	G	A	PTS
Marcel Dionne	80	53	84	137	32	Bert Wilson	75	4	3	7
Charlie Simmer	64	56	45	101	65	Don Howse	33	2	5	7
Dave Taylor	61	37	53	90	72	John Paul Kelly	40	2	5	7
Butch Goring	69	20	48	68	12	Jerry Korab	11	1	2	3
Doug Halward	63	11	45	56	52	Richard Mulhern	15	0	3	3
Mike Murphy	80	27	22	49	29	Dave Lewis	11	1	1	2
Rob Palmer	78	4	36	40	18	Mark Hardy	15	0	1	1
Steve Jensen	76	21	15	36	13	Ron Grahame	26	0	1	1
Andre St. Laurent	77	6	24	30	88	Randy Holt	42	0	1	1
Glenn Goldup	55	10	11	21	78	Rick Hampton	3	0	0	0
Steve Carlson	52	9	12	21	23	Mike Marson	3	0	0	0
Syl Apps, Jr.	51	5	16	21	12	Doug Keans	10	0	0	0
Randy Manery	52	6	10	16	48	Jay Wells	43	0	0	0
Dean Hopkins	60	8	6	14	39	Mario Lessard	50	0	0	0
Brad Selwood	63	1	13	14	82	Team PIM				16
Barry Gibbs	63	2	9	11	32	Team Totals	80	290	474	764
Billy Harris	11	4	3	7	6					1,134

GOALTENDER	GP	MIN	GA	SO	EN	SA	%	AVG	W-L-OT
Doug Keans	10	559	23	0	3	—	—	2.47	3-3-3
Mario Lessard	50	2,836	185	0	3	—	—	3.91	18-22-7
Ron Grahame	26	1,405	98	2	1	—	—	4.19	9-11-4
Empty Net Goals			7						
Team Totals	80	4,800	313	2	7	—	—	3.91	30-36-14

## RESULTS

1 Oct. 10	DETROIT	4-4	T	0-0-1	9,211	41 Jan. 12	@ Minnesota	6-5	W	20-13-8	15,704
2 Oct. 13	ST. LOUIS	5-3	W	1-0-1	9,871	42 Jan. 13	@ Winnipeg	3-5	L	20-14-8	13,598
3 Oct. 16	@ Washington	6-8	L	1-1-1	5,386	43 Jan. 16	BUFFALO	2-4	L	20-15-8	9,825
4 Oct. 17	@ Pittsburgh	5-4	W	2-1-1	4,815	44 Jan. 19	ATLANTA	2-4	L	20-16-8	14,909
5 Oct. 19	@ Hartford	3-6	L	2-2-1	7,627	45 Jan. 22	NY RANGERS	4-5	L	20-17-8	9,311
6 Oct. 20	@ Boston	4-5	L	2-3-1	10,946	46 Jan. 24	TORONTO	5-4	W	21-17-8	8,440
7 Oct. 23	@ Colorado	7-4	W	3-3-1	5,365	47 Jan. 26	@ Minnesota	4-4	T	21-17-9	14,575
8 Oct. 24	WASHINGTON	5-3	W	4-3-1	7,813	48 Jan. 27	@ Buffalo	1-9	L	21-18-9	16,433
9 Oct. 27	TORONTO	7-4	W	5-3-1	13,885	49 Jan. 29	WINNIPEG	3-7	L	21-19-9	7,165
10 Oct. 30	BOSTON	4-4	T	5-3-2	9,534	50 Jan. 30	EDMONTON	1-8	L	21-20-9	6,747
11 Nov. 1	NY RANGERS	4-2	W	6-3-2	10,303	51 Feb. 2	MONTREAL	4-5	L	21-21-9	15,042
12 Nov. 3	@ St. Louis	1-4	L	6-4-2	10,289	52 Feb. 3	@ Edmonton	3-5	L	21-22-9	15,423
13 Nov. 4	@ Chicago	5-3	W	7-4-2	8,190	53 Feb. 6	@ Hartford	3-7	L	21-23-9	14,448
14 Nov. 6	@ NY Islanders	1-4	L	7-5-2	14,559	54 Feb. 7	@ NY Islanders	1-4	L	21-24-9	14,497
15 Nov. 7	@ NY Rangers	4-8	L	7-6-2	17,410	55 Feb. 9	@ Toronto	7-2	W	22-24-9	16,485
16 Nov. 10	MINNESOTA	6-6	T	7-6-3	12,048	56 Feb. 10	@ Philadelphia	2-5	L	22-25-9	17,077
17 Nov. 13	COLORADO	4-1	W	8-6-3	6,288	57 Feb. 12	WASHINGTON	2-5	L	22-26-9	7,204
18 Nov. 15	PITTSBURGH	3-3	T	8-6-4	7,698	58 Feb. 14	ST. LOUIS	4-6	L	22-27-9	6,886
19 Nov. 17	MONTREAL	1-3	L	8-7-4	16,005	59 Feb. 16	NY ISLANDERS	3-2	W	23-27-9	11,326
20 Nov. 20	@ Vancouver	5-1	W	9-7-4	15,061	60 Feb. 18	@ Detroit	4-2	W	24-27-9	12,872
21 Nov. 21	PHILADELPHIA	4-6	L	9-8-4	10,030	61 Feb. 20	BOSTON	3-0	W	25-27-9	13,150
22 Nov. 24	NY ISLANDERS	4-4	T	9-8-5	12,765	62 Feb. 23	PHILADELPHIA	1-5	L	25-28-9	16,005
23 Nov. 27	WINNIPEG	5-3	W	10-8-5	7,914	63 Feb. 26	@ Washington	3-5	L	25-29-9	9,516
24 Dec. 1	CHICAGO	7-0	W	11-8-5	10,202	64 Feb. 27	@ NY Rangers	4-5	L	25-30-9	17,424
25 Dec. 4	@ Atlanta	6-2	W	12-8-5	8,290	65 Mar. 1	@ Boston	0-4	L	25-31-9	13,784
26 Dec. 6	@ Philadelphia	4-9	L	12-9-5	17,077	66 Mar. 2	@ Quebec	4-3	W	26-31-9	10,777
27 Dec. 7	@ Montreal	2-5	L	12-10-5	16,847	67 Mar. 5	ATLANTA	1-3	L	26-32-9	9,628
28 Dec. 9	@ Quebec	2-3	L	12-11-5	11,168	68 Mar. 8	CHICAGO	3-3	T	26-32-10	11,168
29 Dec. 12	HARTFORD	7-4	W	13-11-5	8,732	69 Mar. 10	@ Montreal	3-6	L	26-33-10	17,046
30 Dec. 15	VANCOUVER	4-3	W	14-11-5	8,784	70 Mar. 12	@ Pittsburgh	2-4	L	26-34-10	9,294
31 Dec. 19	@ Toronto	4-4	T	14-11-6	16,485	71 Mar. 13	@ Atlanta	2-2	T	26-34-11	9,353
32 Dec. 20	@ Buffalo	3-5	L	14-12-6	16,433	72 Mar. 15	BUFFALO	2-2	T	26-34-12	14,121
33 Dec. 22	EDMONTON	9-3	W	15-12-6	9,384	73 Mar. 19	DETROIT	4-3	W	27-34-12	9,111
34 Dec. 27	QUEBEC	3-0	W	16-12-6	9,978	74 Mar. 22	QUEBEC	4-1	W	28-34-12	10,635
35 Dec. 29	MINNESOTA	4-3	W	17-12-6	14,211	75 Mar. 25	@ Colorado	5-2	W	29-34-12	8,107
36 Jan. 2	@ Detroit	4-2	W	18-12-6	14,195	76 Mar. 27	PITTSBURGH	2-2	T	29-34-13	9,781
37 Jan. 5	@ Edmonton	3-3	T	18-12-7	15,423	77 Mar. 29	HARTFORD	2-2	T	29-34-14	12,848
38 Jan. 6	@ Winnipeg	4-4	T	18-12-8	12,250	78 Apr. 1	COLORADO	4-3	W	30-34-14	7,527
39 Jan. 8	@ St. Louis	3-6	L	18-13-8	10,218	79 Apr. 3	@ Vancouver	2-4	L	30-35-14	16,207
40 Jan. 9	@ Chicago	6-1	W	19-13-8	11,372	80 Apr. 5	VANCOUVER	3-5	L	30-36-14	12,262

# KINGS 1980-81 SEASON IN REVIEW

Record: 43-24-13 (99 points)  
Norris Division Finish: 2nd

General Manager: George Maguire  
Head Coach: Bob Berry  
Captain: Mike Murphy

SCORING										
PLAYER	GP	G	A	PTS	PIM	PLAYER	GP	G	A	PTS
Marcel Dionne	80	58	77	135	70	Dave Lewis	67	1	13	14
Dave Taylor	72	47	65	112	130	John Paul Kelly	19	3	6	9
Charlie Simmer	65	56	49	105	62	Rick Chartraw	21	1	7	8
Larry Murphy	80	16	60	76	79	Rob Palmer	13	0	4	4
Jerry Korab	78	9	43	52	139	Rick Martin	1	1	1	2
Billy Harris	80	20	29	49	36	Don Luce	10	1	0	1
Jim Fox	71	18	25	43	8	Jim Rutherford	3	0	1	1
Mike Murphy	68	16	23	39	54	Mario Lessard	64	0	1	1
Steve Jensen	74	19	19	38	88	Don Waddell	1	0	0	0
Greg Terrion	73	12	25	37	99	Paul Pageau	1	0	0	0
Dan Bonar	71	11	15	26	57	Dave Morrison	3	0	0	0
Dean Hopkins	67	8	18	26	118	John Gibson	4	0	0	0
Mark Hardy	77	5	20	25	77	Kevin Schamehorn	5	0	0	0
Garry Unger	58	10	10	20	40	Ron Grahame	6	0	0	0
Doug Halward	51	4	15	19	96	Doug Keans	9	0	0	0
Jay Wells	72	5	13	18	155	Team PIM				32
Andre St. Laurent	22	10	6	16	63	Team Totals	80	337	554	891
Glenn Goldup	49	6	9	15	35					1,627

GOALTENDER	GP	MIN	GA	SO	EN	SA	%	AVG	W-L-OT
Mario Lessard	64	3,746	203	2	3	—	—	3.25	35-18-11
Jim Rutherford	3	180	10	0	0	—	—	3.33	3-0-0
Ron Grahame	6	360	28	0	0	—	—	4.67	3-2-1
Doug Keans	9	454	37	0	1	—	—	4.89	2-3-1
Paul Pageau	1	60	8	0	0	—	—	8.00	0-1-0
Empty Net Goals			4						
Team Totals	80	4,800	290	2	4	—	—	3.62	43-24-13

## RESULTS

1	Oct. 11	DETROIT	8-1	W	1-0-0	11,210	41	Jan. 7	HARTFORD	5-3	W	26-11-4	8,535
2	Oct. 14	@ Calgary	2-4	L	1-1-0	7,162	42	Jan. 10	@ St. Louis	6-6	T	26-11-5	19,115
3	Oct. 16	QUEBEC	6-4	W	2-1-0	6,490	43	Jan. 11	@ Buffalo	4-4	T	26-11-6	16,143
4	Oct. 18	COLORADO	4-3	W	3-1-0	8,776	44	Jan. 14	@ Hartford	5-4	W	27-11-6	11,455
5	Oct. 22	BOSTON	4-0	W	4-1-0	8,596	45	Jan. 15	@ Washington	0-3	L	27-12-6	9,648
6	Oct. 25	TORONTO	5-4	W	5-1-0	12,432	46	Jan. 17	@ Pittsburgh	4-5	L	27-13-6	14,231
7	Oct. 26	@ Edmonton	4-4	T	5-1-1	17,290	47	Jan. 18	@ Philadelphia	2-7	L	27-14-6	17,077
8	Oct. 28	@ Colorado	8-4	W	6-1-1	6,284	48	Jan. 20	DETROIT	11-4	W	28-14-6	9,763
9	Oct. 29	WASHINGTON	4-2	W	7-1-1	7,346	49	Jan. 22	TORONTO	3-3	T	28-14-7	11,688
10	Nov. 1	@ NY Islanders	7-3	W	8-1-1	14,768	50	Jan. 24	@ Boston	6-4	W	29-14-7	13,716
11	Nov. 2	@ NY Rangers	6-3	W	9-1-1	17,417	51	Jan. 26	@ Quebec	7-5	W	30-14-7	13,653
12	Nov. 5	@ Washington	5-3	W	10-1-1	8,719	52	Jan. 28	NY RANGERS	2-6	L	30-15-7	10,451
13	Nov. 6	@ Philadelphia	2-8	L	10-2-1	17,077	53	Jan. 31	MONTREAL	4-1	W	31-15-7	16,005
14	Nov. 8	@ Montreal	0-3	L	10-3-1	16,869	54	Feb. 2	@ NY Rangers	3-2	W	32-15-7	17,417
15	Nov. 10	NY RANGERS	4-1	W	11-3-1	10,801	55	Feb. 3	@ NY Islanders	1-8	L	32-16-7	15,008
16	Nov. 12	MONTREAL	4-8	L	11-4-1	11,740	56	Feb. 5	@ Detroit	4-6	L	32-17-7	12,117
17	Nov. 15	ST. LOUIS	3-5	L	11-5-1	14,353	57	Feb. 7	WASHINGTON	4-4	T	32-17-8	12,814
18	Nov. 16	@ Vancouver	3-2	W	12-5-1	14,779	58	Feb. 12	@ Chicago	5-5	T	32-17-9	16,407
19	Nov. 19	WINNIPEG	7-2	W	13-5-1	7,572	59	Feb. 14	BOSTON	4-5	L	32-18-9	14,975
20	Nov. 22	@ Toronto	5-2	W	14-5-1	16,485	60	Feb. 18	QUEBEC	2-4	L	32-19-9	9,841
21	Nov. 24	@ Quebec	4-3	W	15-5-1	10,690	61	Feb. 21	PHILADELPHIA	1-3	L	32-20-9	16,005
22	Nov. 26	PHILADELPHIA	2-4	L	15-6-1	12,634	62	Feb. 24	EDMONTON	5-2	W	33-20-9	9,906
23	Nov. 29	CHICAGO	5-2	W	16-6-1	13,109	63	Feb. 26	VANCOUVER	4-3	W	34-20-9	10,298
24	Dec. 2	HARTFORD	5-2	W	17-6-1	7,456	64	Feb. 28	NY ISLANDERS	1-2	L	34-21-9	16,005
25	Dec. 4	VANCOUVER	3-1	W	18-6-1	7,460	65	Mar. 2	@ Toronto	1-0	W	35-21-9	16,485
26	Dec. 6	NY ISLANDERS	5-3	W	19-6-1	15,124	66	Mar. 4	@ Pittsburgh	5-6	L	35-22-9	11,796
27	Dec. 8	CALGARY	2-4	L	19-7-1	7,673	67	Mar. 6	@ Colorado	3-1	W	36-22-9	9,666
28	Dec. 10	@ Minnesota	7-2	W	20-7-1	13,739	68	Mar. 8	@ Winnipeg	4-1	W	37-22-9	13,992
29	Dec. 11	@ Detroit	2-1	W	21-7-1	11,628	69	Mar. 11	CHICAGO	4-4	T	37-22-10	11,711
30	Dec. 13	@ Hartford	5-5	T	21-7-2	11,124	70	Mar. 14	MINNESOTA	10-4	W	38-22-10	13,756
31	Dec. 14	@ Boston	1-7	L	21-8-2	10,202	71	Mar. 17	BUFFALO	1-3	L	38-23-10	10,367
32	Dec. 17	PITTSBURGH	3-3	T	21-8-3	8,188	72	Mar. 19	PITTSBURGH	4-4	T	38-23-11	9,758
33	Dec. 20	BUFFALO	4-7	L	21-9-3	13,418	73	Mar. 21	@ Edmonton	6-6	T	38-23-12	17,490
34	Dec. 23	EDMONTON	7-4	W	22-9-3	8,513	74	Mar. 22	@ Winnipeg	7-5	W	39-23-12	12,149
35	Dec. 26	@ Vancouver	6-3	W	23-9-3	16,413	75	Mar. 24	@ Minnesota	4-3	W	40-23-12	12,896
36	Dec. 27	ST. LOUIS	4-4	T	23-9-4	13,589	76	Mar. 25	@ Chicago	4-2	W	41-23-12	12,347
37	Dec. 30	@ Montreal	0-4	L	23-10-4	18,042	77	Mar. 28	MINNESOTA	3-2	W	42-23-12	14,882
38	Dec. 31	@ Buffalo	5-2	W	24-10-4	16,143	78	Mar. 31	WINNIPEG	7-3	W	43-23-12	9,748
39	Jan. 2	@ Calgary	6-7	L	24-11-4	7,162	79	Apr. 2	@ St. Louis	4-6	L	43-24-12	18,182
40	Jan. 5	CALGARY	5-2	W	25-11-4	8,256	80	Apr. 4	COLORADO	5-5	T	43-24-13	12,926

# KINGS 1981-82 SEASON IN REVIEW

**Record:** 24-41-15 (63 points)  
**Smythe Division Finish:** 4th

**General Manager:** George Maguire  
**Head Coach:** Parker McDonald (13-24-5)/  
 Don Perry (11-17-10)  
**Captain:** Dave Lewis

SCORING											
PLAYER	GP	G	A	PTS	PIM	PLAYER	GP	G	A	PTS	PIM
Marcel Dionne	78	50	67	117	50	Daryl Evans	14	2	6	8	2
Dave Taylor	78	39	67	106	130	Al Hangsleben	18	2	6	8	65
Jim Fox	77	30	38	68	23	Paul Mulvey	11	0	7	7	50
Larry Murphy	79	22	44	66	95	Andre St. Laurent	16	2	4	6	28
Steve Bozek	71	33	23	56	68	Rick Martin	3	1	3	4	2
Mark Hardy	77	6	39	45	130	Billy Harris	16	1	3	4	6
Charlie Simmer	50	15	24	39	42	Scott Gruhl	7	2	1	3	2
Greg Terrion	61	15	22	37	23	Al Sims	8	1	1	2	16
Dan Bonar	79	13	23	36	111	Warren Holmes	3	0	2	2	0
Bernie Nicholls	22	14	18	32	27	Rob Palmer	5	0	2	2	0
Doug Smith	80	16	14	30	64	Mario Lessard	52	0	2	2	6
Steve Jensen	45	8	19	27	19	Glenn Goldup	2	0	0	0	2
Ian Turnbull	42	11	15	26	81	Mike Blake	2	0	0	0	0
John Paul Kelly	70	12	11	23	100	Bobby Sheehan	4	0	0	0	2
Jerry Korab	50	5	13	18	91	Dave Morrison	4	0	0	0	0
Mike Murphy	28	5	10	15	20	John Gibson	6	0	0	0	18
Dean Hopkins	41	2	13	15	102	Jim Rutherford	7	0	0	0	0
Dave Lewis	64	1	13	14	75	Doug Keans	31	0	0	0	0
Trevor Johansen	46	3	7	10	69	Team PIM					10
Rick Chartraw	33	2	8	10	56	<b>Team Totals</b>	<b>80</b>	<b>314</b>	<b>533</b>	<b>847</b>	<b>1,730</b>
Jay Wells	60	1	8	9	145						

GOALTENDER	GP	MIN	GA	SO	EN	SA	S%	AVG	W-L-OT
Mike Blake	2	51	2	0	1	—	—	2.35	0-0-0
Doug Keans	31	1,436	103	0	4	—	—	4.30	8-10-7
Mario Lessard	52	2,933	213	2	3	—	—	4.36	13-28-8
Jim Rutherford	7	380	43	0	0	—	—	6.79	3-3-0
Empty Net Goals			8						
<b>Team Totals</b>	<b>80</b>	<b>4,800</b>	<b>369</b>	<b>2</b>	<b>8</b>	<b>—</b>	<b>—</b>	<b>4.61</b>	<b>24-41-15</b>

## RESULTS

1 Oct. 7	NY ISLANDERS	1-4	L	0-1-0	9,744	41 Jan. 9	@ Toronto	3-5	L	13-23-5	16,360
2 Oct. 10	EDMONTON	4-7	L	0-2-0	8,839	42 Jan. 10	@ Buffalo	4-6	L	13-24-5	2,079
3 Oct. 13	CALGARY	4-3	W	1-2-0	6,322	43 Jan. 12	@ Montreal	1-2	L	13-25-5	15,975
4 Oct. 15	COLORADO	10-2	W	2-2-0	6,125	44 Jan. 14	@ Calgary	2-5	L	13-26-5	7,234
5 Oct. 17	BOSTON	4-5	L	2-3-0	12,013	45 Jan. 15	@ Vancouver	3-3	T	13-26-6	12,000
6 Oct. 20	@ NY Islanders	9-6	W	3-3-0	14,431	46 Jan. 19	COLORADO	4-4	T	13-26-7	8,751
7 Oct. 21	@ NY Rangers	5-2	W	4-3-0	17,227	47 Jan. 21	MINNESOTA	3-3	T	13-26-8	10,306
8 Oct. 24	@ Minnesota	3-6	L	4-4-0	15,579	48 Jan. 23	@ Colorado	3-3	T	13-26-9	8,193
9 Oct. 25	@ Winnipeg	4-9	L	4-5-0	10,664	49 Jan. 24	@ Vancouver	5-5	T	13-26-10	12,465
10 Oct. 27	QUEBEC	8-7	W	5-5-0	7,595	50 Jan. 27	PHILADELPHIA	4-4	T	13-26-11	14,959
11 Oct. 29	WASHINGTON	4-3	W	6-5-0	7,392	51 Jan. 30	ST. LOUIS	7-4	W	14-26-11	10,988
12 Oct. 31	@ St. Louis	4-5	L	6-6-0	13,215	52 Jan. 31	NY RANGERS	3-6	L	14-27-11	13,169
13 Nov. 4	@ Chicago	4-5	L	6-7-0	12,246	53 Feb. 2	HARTFORD	3-5	L	14-28-11	7,713
14 Nov. 5	@ Detroit	2-10	L	6-8-0	12,114	54 Feb. 6	VANCOUVER	5-4	W	15-28-11	11,343
15 Nov. 7	TORONTO	4-9	L	6-9-0	12,334	55 Feb. 7	MONTREAL	2-7	L	15-29-11	12,310
16 Nov. 10	MONTREAL	4-2	W	7-9-0	11,492	56 Feb. 11	QUEBEC	4-4	T	15-29-12	9,568
17 Nov. 12	ST. LOUIS	5-2	W	8-9-0	8,503	57 Feb. 13	@ Pittsburgh	3-3	T	15-29-13	12,389
18 Nov. 14	WINNIPEG	2-3	L	8-10-0	10,363	58 Feb. 14	@ Philadelphia	4-6	L	15-30-13	14,147
19 Nov. 18	DETROIT	8-1	W	9-10-0	9,001	59 Feb. 17	WASHINGTON	2-5	L	15-31-13	8,931
20 Nov. 19	@ Calgary	3-6	L	9-11-0	7,226	60 Feb. 20	CALGARY	6-2	W	16-31-13	10,615
21 Nov. 21	BUFFALO	1-7	L	9-12-0	12,565	61 Feb. 24	DETROIT	5-3	W	17-31-13	8,825
22 Nov. 25	@ Edmonton	4-11	L	9-13-0	17,490	62 Feb. 27	CHICAGO	3-5	L	17-32-13	12,713
23 Nov. 26	@ Calgary	1-7	L	9-14-0	7,234	63 Mar. 1	@ Quebec	5-5	T	17-32-14	15,288
24 Nov. 28	VANCOUVER	3-2	W	10-14-0	10,914	64 Mar. 3	@ Toronto	4-1	W	18-32-14	16,360
25 Dec. 2	NY RANGERS	3-4	L	10-15-0	9,693	65 Mar. 6	@ Boston	0-4	L	18-33-14	14,282
26 Dec. 5	CHICAGO	2-3	L	10-16-0	12,114	66 Mar. 7	@ Hartford	6-7	L	18-34-14	11,616
27 Dec. 9	EDMONTON	5-5	T	10-16-1	11,259	67 Mar. 9	@ Colorado	2-0	W	19-34-14	8,273
28 Dec. 12	VANCOUVER	7-5	W	11-16-1	9,919	68 Mar. 10	EDMONTON	3-2	W	20-34-14	16,005
29 Dec. 15	@ Buffalo	4-3	W	12-16-1	15,125	69 Mar. 13	NY ISLANDERS	3-0	W	21-34-14	14,930
30 Dec. 16	@ Pittsburgh	6-7	L	12-17-1	7,148	70 Mar. 15	@ Edmonton	3-3	T	21-34-15	17,490
31 Dec. 19	@ Hartford	5-5	T	12-17-2	10,623	71 Mar. 17	CALGARY	9-4	W	22-34-15	8,995
32 Dec. 20	@ Boston	4-4	L	12-18-2	10,773	72 Mar. 20	PITTSBURGH	7-5	W	23-34-15	13,433
33 Dec. 22	@ Colorado	2-6	L	12-19-2	4,470	73 Mar. 22	@ Minnesota	2-4	L	23-35-15	15,784
34 Dec. 23	COLORADO	4-8	W	13-19-2	9,405	74 Mar. 24	@ Winnipeg	3-5	L	23-36-15	12,711
35 Dec. 26	@ Vancouver	2-2	T	13-19-3	13,694	75 Mar. 27	COLORADO	9-4	W	24-36-15	11,172
36 Dec. 27	@ Edmonton	3-10	L	13-20-3	17,490	76 Mar. 28	EDMONTON	2-6	L	24-37-15	16,005
37 Dec. 30	@ Colorado	2-3	L	13-21-3	8,376	77 Mar. 30	@ Calgary	5-7	L	24-38-15	7,234
38 Jan. 2	CALGARY	5-5	T	13-21-4	12,195	78 Mar. 31	@ Edmonton	3-7	L	24-39-15	17,490
39 Jan. 5	@ Philadelphia	3-5	L	13-22-4	17,097	79 Apr. 3	VANCOUVER	0-6	L	24-40-15	11,524
40 Jan. 7	@ Washington	3-3	T	13-22-5	8,499	80 Apr. 4	@ Vancouver	4-7	L	24-41-15	16,023

# KINGS 1982-83 SEASON IN REVIEW

**Record:** 27-41-12 (66 points)  
**Smythe Division Finish:** 5th

**General Manager:** George Maguire  
**Head Coach:** Don Perry  
**Captain:** Dave Lewis

SCORING											
PLAYER	GP	G	A	PTS	PIM	PLAYER	GP	G	A	PTS	PIM
Marcel Dionne	80	56	51	107	22	Howard Scruton	4	0	4	4	9
Charlie Simmer	80	29	51	80	51	Brian MacLellan	8	0	3	3	7
Jim Fox	77	28	40	68	8	Phil Sykes	7	2	0	2	2
Larry Murphy	77	14	48	62	81	Dan Bonar	20	1	1	2	40
Dave Taylor	46	21	37	58	76	Scott Gruhl	7	0	2	2	4
Bernie Nicholls	71	28	22	50	124	Markus Mattsson	19	0	2	2	2
Terry Ruskowski	71	14	30	44	127	Victor Nechayev	3	1	0	1	0
Daryl Evans	80	18	22	40	21	Pierre Giroux	6	1	0	1	17
Mark Hardy	74	5	34	39	101	Jim Brown	3	0	1	1	5
John Paul Kelly	65	16	15	31	52	Doug Keans	6	0	1	1	0
Jerry Korab	72	3	26	29	90	Peter Helander	7	0	1	1	0
Mike Murphy	74	16	11	27	52	Mario Lessard	19	0	1	1	2
Steve Bozek	53	13	13	26	14	Gary Laskoski	46	0	1	1	6
Warren Holmes	39	8	16	24	7	Al Sims	1	0	0	0	0
Doug Smith	42	11	11	22	12	Blair Barnes	1	0	0	0	0
Ulf Isaksson	50	7	15	22	10	Bob Gladney	1	0	0	0	2
Dean Hopkins	49	5	12	17	43	Rick Blight	2	0	0	0	2
Jay Wells	69	3	12	15	167	Dean Turner	3	0	0	0	4
Dave Lewis	79	2	10	12	53	Dave Gans	3	0	0	0	0
Dean Kennedy	55	0	12	12	97	Mike Blake	9	0	0	0	2
Rick Chartraw	31	3	5	8	31	Team PIM					20
Dave Morrison	24	3	3	6	4	<b>Team Totals</b>	<b>80</b>	<b>308</b>	<b>513</b>	<b>821</b>	<b>1,367</b>

GOALTENDER	GP	MIN	GA	SO	EN	SA	S%	AVG	W-L-OT
Mike Blake	9	432	30	0	1	211	.858	4.17	4-4-0
Markus Mattsson	19	899	65	1	1	454	.857	4.34	5-5-4
Gary Laskoski	46	2,277	173	0	3	1,212	.857	4.56	15-20-4
Mario Lessard	19	888	68	1	0	432	.843	4.59	3-10-2
Doug Keans	6	304	24	0	0	138	.826	4.74	0-2-2
Empty Net Goals			5			5			
<b>Team Totals</b>	<b>80</b>	<b>4,800</b>	<b>365</b>	<b>2</b>	<b>5</b>	<b>2,452</b>	<b>.851</b>	<b>4.56</b>	<b>27-41-12</b>

## RESULTS

2	Oct. 6	VANCOUVER	3-3	T	0-0-1	9,440	41	Jan. 11	@ Washington	9-7	W	15-21-5	9,422
2	Oct. 9	CALGARY	3-1	W	1-0-1	10,394	42	Jan. 13	@ Detroit	4-4	T	15-21-6	10,495
3	Oct. 12	@ Winnipeg	5-3	W	2-0-1	10,491	43	Jan. 15	@ NY Islanders	2-5	L	15-22-6	15,230
4	Oct. 14	@ Quebec	4-4	T	2-0-2	14,011	44	Jan. 16	@ New Jersey	3-5	L	15-23-6	10,367
5	Oct. 16	@ NY Islanders	1-4	L	2-1-2	15,160	45	Jan. 18	EDMONTON	3-3	T	15-23-7	14,754
6	Oct. 17	@ NY Rangers	5-3	W	3-1-2	17,432	46	Jan. 20	HARTFORD	4-3	W	16-23-7	9,094
7	Oct. 20	NEW JERSEY	7-4	W	4-1-2	8,519	47	Jan. 23	@ Edmonton	6-8	L	16-24-7	17,498
8	Oct. 23	HARTFORD	3-5	L	4-2-2	11,622	48	Jan. 25	CALGARY	6-8	L	16-25-7	8,841
9	Oct. 24	BOSTON	5-4	W	5-2-2	11,534	49	Jan. 27	NY ISLANDERS	4-6	L	16-26-7	14,073
10	Oct. 27	@ Winnipeg	3-7	L	5-3-2	12,325	50	Jan. 29	@ St. Louis	2-4	L	16-27-7	14,275
11	Oct. 29	@ Edmonton	3-6	L	5-4-2	17,498	51	Feb. 1	NY RANGERS	5-5	T	16-27-8	11,072
12	Oct. 30	CHICAGO	5-5	T	5-4-3	11,007	52	Feb. 3	@ Edmonton	7-4	W	17-27-8	17,498
13	Nov. 3	TORONTO	6-2	W	6-4-3	10,041	53	Feb. 5	PHILADELPHIA	0-2	L	17-28-8	14,146
14	Nov. 6	PITTSBURGH	6-2	W	7-4-3	13,281	54	Feb. 10	BUFFALO	7-2	W	18-28-8	9,567
15	Nov. 9	@ Calgary	4-5	L	7-5-3	7,242	55	Feb. 12	@ Pittsburgh	4-6	L	18-29-8	7,622
16	Nov. 10	@ Vancouver	2-4	L	7-6-3	13,204	56	Feb. 13	@ Philadelphia	5-4	W	19-29-8	16,892
17	Nov. 13	MONTREAL	2-1	W	8-6-3	16,005	57	Feb. 15	@ Hartford	5-2	W	20-29-8	—
18	Nov. 16	MINNESOTA	3-8	L	8-7-3	10,328	58	Feb. 17	@ Detroit	5-5	T	20-29-9	10,147
19	Nov. 18	DETROIT	4-1	W	9-7-3	9,203	59	Feb. 19	WASHINGTON	3-3	T	20-29-10	14,087
20	Nov. 20	BUFFALO	2-5	L	9-8-3	12,991	60	Feb. 20	@ Vancouver	2-5	L	20-30-10	14,784
21	Nov. 24	NEW JERSEY	3-0	W	10-8-3	9,735	61	Feb. 22	BOSTON	5-3	W	21-30-10	13,082
22	Nov. 27	PHILADELPHIA	0-4	L	10-9-3	16,005	62	Feb. 24	VANCOUVER	8-0	W	22-30-10	11,323
23	Nov. 30	@ Vancouver	5-2	W	11-9-3	12,790	63	Feb. 26	TORONTO	6-2	W	23-30-10	14,722
24	Dec. 1	CALGARY	4-1	W	12-9-3	8,912	64	Mar. 1	@ St. Louis	2-7	L	23-31-10	9,537
25	Dec. 4	ST. LOUIS	6-3	W	13-9-3	8,743	65	Mar. 2	@ Chicago	3-5	L	23-32-10	16,837
26	Dec. 5	@ Edmonton	3-7	L	13-10-3	17,498	66	Mar. 5	@ Calgary	4-4	T	23-32-11	7,242
27	Dec. 7	@ Calgary	4-4	T	13-10-4	7,242	67	Mar. 6	@ Minnesota	3-8	L	23-33-11	14,352
28	Dec. 9	EDMONTON	3-3	T	13-10-5	13,865	68	Mar. 8	CALGARY	6-4	W	24-33-11	10,833
29	Dec. 11	@ Winnipeg	3-4	L	13-11-5	11,526	69	Mar. 13	WINNIPEG	5-6	L	24-34-11	12,502
30	Dec. 14	@ Washington	2-7	L	13-12-5	8,696	70	Mar. 15	WINNIPEG	4-3	W	25-34-11	10,271
31	Dec. 15	@ NY Rangers	1-7	L	13-13-5	17,432	71	Mar. 17	QUEBEC	4-3	W	26-34-11	11,770
32	Dec. 18	@ Boston	0-4	L	13-14-5	12,187	72	Mar. 19	PITTSBURGH	4-7	L	26-35-11	13,424
33	Dec. 19	@ Chicago	4-6	L	13-15-5	19,305	73	Mar. 22	@ Montreal	5-6	L	26-36-11	—
34	Dec. 21	WINNIPEG	2-4	L	13-16-5	10,164	74	Mar. 24	@ Quebec	3-7	L	26-37-11	15,142
35	Dec. 23	EDMONTON	2-6	L	13-17-5	12,713	75	Mar. 26	EDMONTON	3-9	L	26-38-11	16,005
36	Dec. 26	VANCOUVER	4-2	W	14-17-5	9,887	76	Mar. 27	@ Vancouver	4-8	L	26-39-11	16,413
37	Dec. 29	WINNIPEG	3-4	L	14-18-5	11,700	77	Mar. 29	@ Calgary	3-5	L	26-40-11	7,242
38	Jan. 6	@ Montreal	3-11	L	14-19-5	15,290	78	Mar. 30	Winnipeg	5-10	L	26-41-11	13,039
39	Jan. 8	@ Toronto	5-7	L	14-20-5	16,382	79	Apr. 2	MINNESOTA	8-5	W	27-41-11	9,390
40	Jan. 9	@ Buffalo	2-7	L	14-21-5	11,537	80	Apr. 3	VANCOUVER	2-2	T	27-41-12	9,605



# KINGS 1983-84 SEASON IN REVIEW

**Record:** 23-44-13 (59 points)  
**Smythe Division Finish:** 5th

**General Manager:** George Maguire/Rogie Vachon  
**Head Coach:** Don Perry (14-27-9)/Rogie Vachon (1-0-1)/  
 Roger Neilson (8-17-3)  
**Captain:** Terry Ruskowski

SCORING										
PLAYER	GP	G	A	PTS	PIM	PLAYER	GP	G	A	PTS
Bernie Nicholls	78	41	54	95	83	Billy Harris	21	2	4	6
Charlie Simmer	79	44	48	92	78	Dean Kennedy	37	1	5	6
Marcel Dionne	66	39	53	92	28	Larry Murphy	6	0	3	3
Jim Fox	80	30	42	72	26	Fred Barrett	15	2	0	2
Dave Taylor	63	20	49	69	91	Marco Baron	21	0	2	2
Brian MacLellan	72	25	29	54	45	Bob LaForest	5	1	0	1
Mark Hardy	79	8	41	49	122	Daryl Evans	4	0	1	1
Doug Smith	72	16	20	36	28	Mike Heidt	6	0	1	1
Mike McEwen	47	10	24	34	14	Dan Blake	29	0	1	1
Anders Hakansson	80	15	17	32	41	Dan Brennan	2	0	0	0
Terry Ruskowski	77	7	25	32	89	Phil Sykes	3	0	0	0
Brian Engblom	74	2	27	29	59	Warren Holmes	3	0	0	0
Wes Jarvis	61	9	13	22	36	Billy O'Dwyer	5	0	0	0
John Paul Kelly	72	7	14	21	73	Dean Jenkins	5	0	0	0
Jay Wells	69	3	18	21	141	Mario Lessard	6	0	0	0
Russ Anderson	70	5	12	17	126	Gary Laskoski	13	0	0	0
Ken Houston	33	8	8	16	11	Markus Mattsson	19	0	0	0
Steve Christoff	58	8	7	15	13	Team PIM				8
Mark Chorney	71	3	9	12	58	Team Totals	80	309	530	839
Kevin LaVallee	19	3	3	6	2					1,265

GOALTENDER	GP	MIN	GA	SO	EN	SA	%	AVG	W-L-OT
Marco Baron	21	1,211	87	0	5	633	.863	4.31	3-14-4
Markus Mattsson	19	1,101	79	1	1	530	.851	4.31	7-8-2
Mike Blake	29	1,634	118	0	1	891	.868	4.33	9-11-5
Gary Laskoski	13	665	55	0	2	321	.829	4.96	4-7-1
Mario Lessard	6	266	26	0	2	160	.838	5.86	0-4-1
Empty Net Goals			11			11			
Team Totals	80	4,877	376	1	11	2,546	.852	4.63	23-44-13

## RESULTS

1 Oct. 5 MINNESOTA	3-3	T	0-0-1	8,852	41 Jan. 4 VANCOUVER	3-3	T	13-21-7	8,961
2 Oct. 8 TORONTO	3-6	L	0-1-1	9,447	42 Jan. 7 CALGARY	7-1	W	14-21-7	11,637
3 Oct. 10 @ NY Rangers	1-2	L	0-2-1	17,264	43 Jan. 11 WASHINGTON	2-4	L	14-22-7	8,616
4 Oct. 11 @ NY Islanders	2-5	L	0-3-1	15,850	44 Jan. 13 @ Winnipeg	7-7	T	14-22-8	11,354
5 Oct. 13 @ St. Louis	4-7	L	0-4-1	8,387	45 Jan. 15 @ Winnipeg	4-4	T	14-22-9	11,559
6 Oct. 15 DETROIT	3-3	T	0-4-2	9,772	46 Jan. 16 @ Minnesota	3-9	L	14-23-9	15,449
7 Oct. 20 EDMONTON	7-2	W	1-4-2	9,413	47 Jan. 18 BUFFALO	0-4	L	14-24-9	9,306
8 Oct. 22 NEW JERSEY	8-3	W	2-4-2	9,543	48 Jan. 20 @ Edmonton	5-7	L	14-25-9	17,498
9 Oct. 25 HARTFORD	5-8	L	2-5-2	8,474	49 Jan. 21 EDMONTON	3-6	L	14-26-9	16,005
10 Oct. 28 @ Buffalo	3-3	T	2-5-3	11,480	50 Jan. 25 PHILADELPHIA	2-5	L	14-27-9	10,976
11 Oct. 29 @ Toronto	5-5	T	2-5-4	16,382	51 Jan. 27 @ Calgary	2-2	T	14-27-10	16,764
12 Nov. 1 @ Quebec	4-8	L	2-6-4	15,291	52 Jan. 28 @ Edmonton	4-2	W	15-27-10	17,498
13 Nov. 3 @ Philadelphia	6-5	W	3-6-4	16,137	53 Feb. 2 VANCOUVER	4-2	W	16-27-10	10,252
14 Nov. 5 @ Hartford	1-2	L	3-7-4	11,512	54 Feb. 5 NY RANGERS	3-3	T	16-27-11	12,151
15 Nov. 6 @ Boston	3-7	L	3-8-4	13,085	55 Feb. 8 CHICAGO	1-0	W	17-27-11	9,462
16 Nov. 8 ST. LOUIS	5-5	T	3-8-5	7,876	56 Feb. 11 NY RANGERS	6-6	T	17-27-12	16,005
17 Nov. 10 ST. LOUIS	6-2	W	4-8-5	7,651	57 Feb. 13 @ Montreal	3-5	L	17-28-12	15,902
18 Nov. 12 MONTREAL	6-4	W	5-8-5	16,005	58 Feb. 14 @ New Jersey	4-6	L	17-29-12	7,776
19 Nov. 16 VANCOUVER	5-2	W	6-8-5	9,823	59 Feb. 16 WASHINGTON	2-4	L	17-30-12	9,065
20 Nov. 18 @ Vancouver	5-2	W	7-8-5	12,364	60 Feb. 18 MONTREAL	5-3	W	18-30-12	12,629
21 Nov. 20 @ Vancouver	3-8	L	7-9-5	12,222	61 Feb. 20 @ Minnesota	3-2	W	19-30-12	11,766
22 Nov. 21 @ Calgary	4-7	L	7-10-5	16,764	62 Feb. 22 @ BOSTON	3-6	L	19-31-12	12,969
23 Nov. 23 EDMONTON	3-7	L	7-11-5	14,578	63 Feb. 24 @ Vancouver	3-5	L	19-32-12	15,345
24 Nov. 26 CALGARY	1-4	L	7-12-5	11,832	64 Feb. 26 CALGARY	2-5	L	19-33-12	9,632
25 Nov. 29 WINNIPEG	5-6	L	7-13-5	7,699	65 Feb. 28 @ Calgary	1-9	L	19-34-12	16,764
26 Dec. 1 WINNIPEG	5-6 OT	L	7-14-5	7,646	66 Mar. 1 @ Boston	3-4 OT	L	19-35-12	13,356
27 Dec. 3 @ Edmonton	3-7	L	7-15-5	17,498	67 Mar. 3 @ Pittsburgh	3-4	L	19-36-12	7,076
28 Dec. 4 @ Winnipeg	5-7	L	7-16-5	9,989	68 Mar. 4 @ New Jersey	3-5	L	19-37-12	10,286
29 Dec. 7 NY ISLANDERS	4-4	T	7-16-6	10,992	69 Mar. 6 WINNIPEG	3-7	L	19-38-12	8,392
30 Dec. 10 QUEBEC	4-6	L	7-17-6	10,563	70 Mar. 8 @ Philadelphia	1-4	L	19-39-12	9,144
31 Dec. 13 @ Detroit	7-5	W	8-17-6	14,029	71 Mar. 9 @ Buffalo	3-7	L	19-40-12	16,433
32 Dec. 14 @ Chicago	6-5	W	9-17-6	15,711	72 Mar. 11 CHICAGO	4-3	W	20-40-12	10,159
33 Dec. 17 @ Pittsburgh	6-5	W	10-17-6	5,893	73 Mar. 14 PITTSBURGH	7-6	W	21-40-12	8,179
34 Dec. 18 @ Washington	0-5	L	10-18-6	9,438	74 Mar. 16 @ Winnipeg	4-5	L	21-41-12	11,975
35 Dec. 21 CALGARY	7-4	W	11-18-6	9,157	75 Mar. 17 @ Edmonton	1-9	L	21-42-12	17,498
36 Dec. 26 @ Vancouver	5-4 OT	W	12-18-6	14,702	76 Mar. 20 QUEBEC	1-3	L	21-43-12	8,635
37 Dec. 28 NY ISLANDERS	5-6 OT	L	12-19-6	16,005	77 Mar. 24 DETROIT	9-7	W	22-43-12	10,854
38 Dec. 30 @ Hartford	3-3	W	13-19-6	11,006	78 Mar. 27 WINNIPEG	3-3	T	22-43-13	7,367
39 Dec. 31 @ Toronto	9-5	L	13-20-6	16,382	79 Mar. 29 @ Calgary	6-3	W	23-43-13	16,764
40 Jan. 3 VANCOUVER	3-4	L	13-21-6	8,138	80 Mar. 31 EDMONTON	3-4	L	23-44-13	15,007

# KINGS 1984-85 SEASON IN REVIEW

**Record:** 34-32-14 (82 points)  
**Smythe Division Finish:** 4th

**General Manager:** Rogie Vachon  
**Head Coach:** Pat Quinn  
**Captain:** Terry Ruskowski

SCORING										
PLAYER	GP	G	A	PTS	PIM	PLAYER	GP	G	A	PTS
Marcel Dionne	80	46	80	126	46	Rick Lapointe	73	4	13	17
Bernie Nicholls	80	46	54	100	76	Carl Mokosak	30	4	8	12
Dave Taylor	79	41	51	92	132	Jay Wells	77	2	9	11
Brian MacLellan	80	31	54	85	53	Dave Williams	12	4	3	7
Jim Fox	79	30	53	83	10	Russ Anderson	14	1	1	2
Mark Hardy	78	14	39	53	97	Bob Janecyk	51	0	2	2
Terry Ruskowski	78	16	33	49	144	Ken Hammond	3	1	0	1
Doug Smith	62	21	20	41	58	Charlie Simmer	5	1	0	1
Steve Shutt	59	16	25	41	10	Daryl Evans	7	1	0	1
Craig Redmond	79	6	33	39	57	Billy O'Dwyer	13	1	0	1
Garry Galley	78	8	30	38	82	Brian Wilks	2	0	0	0
Phil Sykes	79	17	15	32	38	Steve Seguin	5	0	0	0
Anders Hakansson	73	12	12	24	28	Darren Eliot	33	0	0	0
Brian Engblom	79	4	19	23	70	Team PIM				26
Bob Miller	63	4	16	20	35	Team Totals	80	339	580	919
John Paul Kelly	73	8	10	18	55					1,411

GOALTENDER	GP	MIN	GA	SO	EN	SA	%	AVG	W-L-OT
Bob Janecyk	51	3,002	183	2	4	1,483	.877	3.66	22-21-8
Darren Eliot	33	1,882	137	0	2	944	.855	4.37	12-11-6
Empty Net Goals			6			6			
Team Totals	80	4,885	326	2	6	2,433	.866	4.00	34-32-14

## RESULTS

1	Oct. 11	EDMONTON	2-2	T	0-0-1	11,261	41	Jan. 9	@	Calgary	4-4	T	16-16-9	16,683
2	Oct. 13	VANCOUVER	5-6	OT	L	0-1-1	9,155	42	Jan. 12	WINNIPEG	6-4	W	17-16-9	16,005
3	Oct. 14	ST. LOUIS	2-5	L	0-2-1	7,110	43	Jan. 13	WINNIPEG	5-6	L	17-17-9	10,066	
4	Oct. 16	@ Washington	3-5	L	0-3-1	8,160	44	Jan. 16	TORONTO	3-4	L	17-18-9	8,443	
5	Oct. 18	@ Montreal	3-3	T	0-3-2	14,797	45	Jan. 19	NY ISLANDERS	6-5	OT	W	18-18-9	16,005
6	Oct. 20	@ NY Islanders	3-8	L	0-4-2	15,828	46	Jan. 21	@ Edmonton	7-8	L	18-19-9	17,498	
7	Oct. 21	@ Chicago	2-5	L	0-5-2	17,225	47	Jan. 23	PHILADELPHIA	6-3	W	19-19-9	11,381	
8	Oct. 26	@ Edmonton	2-8	L	0-6-2	17,498	48	Jan. 25	@ St. Louis	3-6	L	19-20-9	12,358	
9	Oct. 27	@ Winnipeg	2-2	T	0-6-3	10,232	49	Jan. 26	@ St. Louis	7-3	W	20-20-9	14,203	
10	Oct. 29	@ Winnipeg	5-3	W	1-6-3	10,945	50	Jan. 29	NEW JERSEY	6-3	W	21-20-9	10,224	
11	Oct. 31	@ Vancouver	10-3	W	2-6-3	9,270	51	Jan. 31	HARTFORD	5-3	W	22-20-9	10,218	
12	Nov. 3	TORONTO	7-0	W	3-6-3	11,625	52	Feb. 2	MONTREAL	1-5	L	22-21-9	16,005	
13	Nov. 5	CHICAGO	2-3	L	3-7-3	9,464	53	Feb. 5	NY RANGERS	7-5	W	23-21-9	10,648	
14	Nov. 9	BUFFALO	3-2	W	4-7-3	10,056	54	Feb. 7	@ Philadelphia	4-4	T	23-21-10	16,721	
15	Nov. 11	@ NY Rangers	4-2	W	5-7-3	17,406	55	Feb. 8	@ Washington	1-6	L	23-22-10	17,823	
16	Nov. 13	@ Quebec	5-4	OT	W	6-7-3	14,280	56	Feb. 10	@ Pittsburgh	4-3	W	24-22-10	7,613
17	Nov. 14	@ Toronto	4-3	W	7-7-3	16,182	57	Feb. 14	BOSTON	3-3	T	24-22-11	13,122	
18	Nov. 17	PITTSBURGH	5-3	W	8-7-3	16,005	58	Feb. 16	WASHINGTON	5-2	W	25-22-11	14,109	
19	Nov. 19	CALGARY	5-4	W	9-7-3	9,112	59	Feb. 19	@ Quebec	6-7	L	25-23-11	15,326	
20	Nov. 21	NEW JERSEY	8-1	W	10-7-3	11,422	60	Feb. 21	@ New Jersey	5-3	W	26-23-11	10,864	
21	Nov. 24	WINNIPEG	5-9	L	10-8-3	16,005	61	Feb. 23	@ Hartford	2-1	OT	W	27-23-11	11,662
22	Nov. 27	WINNIPEG	3-5	L	10-9-3	8,990	62	Feb. 24	@ Buffalo	4-2	W	28-23-11	14,915	
23	Nov. 29	VANCOUVER	12-1	W	11-9-3	7,599	63	Feb. 27	QUEBEC	2-5	L	28-24-11	11,719	
24	Dec. 1	VANCOUVER	6-3	W	12-9-3	13,738	64	Mar. 1	@ Edmonton	5-4	W	29-24-11	17,498	
25	Dec. 4	@ Minnesota	2-2	T	12-9-4	12,963	65	Mar. 3	@ Calgary	0-7	L	29-25-11	16,683	
26	Dec. 5	@ Chicago	5-5	T	12-9-5	16,955	66	Mar. 5	PITTSBURGH	6-0	W	30-25-11	10,166	
27	Dec. 8	@ Montreal	7-9	L	12-10-5	16,941	67	Mar. 8	@ Vancouver	3-4	L	30-26-11	11,895	
28	Dec. 10	@ NY Rangers	2-4	L	12-11-5	17,246	68	Mar. 10	BUFFALO	4-4	T	30-26-12	12,310	
29	Dec. 13	EDMONTON	7-2	W	13-11-5	15,125	69	Mar. 13	HARTFORD	3-3	T	30-26-13	10,938	
30	Dec. 15	CALGARY	6-5	W	14-11-5	12,488	70	Mar. 16	DETROIT	8-3	W	31-26-13	13,822	
31	Dec. 18	@ Calgary	6-3	W	15-11-5	16,683	71	Mar. 17	EDMONTON	5-4	W	32-26-13	16,005	
32	Dec. 19	@ Edmonton	3-7	L	15-12-5	17,498	72	Mar. 19	@ NY Islanders	2-3	L	32-27-13	15,727	
33	Dec. 22	@ Winnipeg	2-6	L	15-13-5	12,556	73	Mar. 20	@ Detroit	6-8	L	32-28-13	17,631	
34	Dec. 23	@ Winnipeg	4-4	T	15-13-6	14,714	74	Mar. 23	CALGARY	3-4	L	32-29-13	14,641	
35	Dec. 26	@ Vancouver	3-3	T	15-13-7	11,435	75	Mar. 27	CALGARY	2-4	L	32-30-13	10,482	
36	Dec. 27	BOSTON	6-6	T	15-13-8	16,005	76	Mar. 29	@ Calgary	0-3	L	32-31-13	16,683	
37	Dec. 30	PHILADELPHIA	3-3	L	15-14-8	16,005	77	Mar. 30	MINNESOTA	3-2	W	33-31-13	11,476	
38	Jan. 3	MINNESOTA	2-8	L	15-15-8	11,099	78	Apr. 2	EDMONTON	4-6	L	33-32-13	14,835	
39	Jan. 5	@ Detroit	5-3	W	16-15-8	19,129	79	Apr. 5	@ Vancouver	4-3	W	34-32-13	13,241	
40	Jan. 7	@ Boston	4-5	OT	L	16-16-8	12,693	80	Apr. 6	VANCOUVER	4-4	T	34-32-14	11,140

# KINGS 1985-86 SEASON IN REVIEW

**Record:** 23-49-8 (54 points)  
**Smythe Division Finish:** 5th

**General Manager:** Rogie Vachon  
**Head Coach:** Pat Quinn  
**Captain:** Dave Taylor

SCORING											
PLAYER	GP	G	A	PTS	PIM	PLAYER	GP	G	A	PTS	PIM
Bernie Nicholls	80	36	61	97	78	Paul Guay	23	3	3	6	18
Marcel Dionne	80	36	58	94	42	Len Hachborn	24	4	1	5	2
Dave Taylor	76	33	38	71	110	Anders Hakansson	38	4	1	5	8
Dave Williams	72	20	29	49	320	Bob Mongrain	11	2	3	5	2
Phil Sykes	76	20	24	44	97	Sean McKenna	30	4	0	4	7
Bryan Erickson	55	20	23	43	36	Rick Lapointe	20	0	4	4	18
Jay Wells	79	11	31	42	226	Glen Currie	12	1	2	3	9
Jim Fox	39	14	17	31	2	Bob Janecyk	38	0	2	2	11
Joe Paterson	47	9	18	27	153	Craig Duncanson	2	0	1	1	0
Mark Hardy	55	6	21	27	71	Ken Hammond	3	0	1	1	2
Grant Ledyard	52	7	18	25	78	Dan Brennan	6	0	1	1	9
Craig Redmond	73	6	18	24	57	Larry Playfair	14	0	1	1	28
Garry Galley	49	9	13	22	46	Lyle Phair	15	0	1	1	2
Morris Lukowich	55	11	9	20	51	Roland Melanson	22	0	1	1	8
Doug Smith	48	8	9	17	56	Darren Eliot	27	0	1	1	4
Brian Engblom	49	3	13	16	61	Al Tuer	45	0	1	1	150
John Paul Kelly	61	6	9	15	50	Glenn Healy	1	0	0	0	0
Brian MacLellan	27	5	8	13	19	Dave Gans	3	0	0	0	2
Brian Wilks	43	4	8	12	25	Team PIM					16
Dean Kennedy	78	2	10	12	132	Team Totals	80	284	459	743	2,006
GOALTENDER											
	GP	MIN	GA	SO	EN	SA	S%	AVG	W-L-OT		
Roland Melanson	22	1,246	87	0	8	654	.867	4.19	4-16-1		
Bob Janecyk	38	2,083	162	0	2	1,130	.857	4.67	14-16-4		
Darren Eliot	27	1,481	121	0	3	801	.849	4.90	5-17-3		
Glenn Healy	1	51	6	0	0	35	.829	7.06	0-0-0		
Empty Net Goals			13			13					
Team Totals	80	4,861	389	0	13	2,633	.852	4.80	23-49-8		

## RESULTS

1 Oct. 10	VANCOUVER	5-6	L	0-1-0	8,813	41 Jan. 11	@ St. Louis	4-4	T	13-23-5	12,548
2 Oct. 12	NY ISLANDERS	4-5	OT L	0-2-0	12,039	42 Jan. 15	NY RANGERS	3-4	L	13-24-5	11,577
3 Oct. 13	CALGARY	2-9	L	0-3-0	7,279	43 Jan. 17	@ Vancouver	9-7	W	14-24-5	9,444
4 Oct. 16	NY RANGERS	4-3	W	1-3-0	7,584	44 Jan. 18	VANCOUVER	4-4	T	14-24-6	12,027
5 Oct. 18	@ Vancouver	4-5	L	1-4-0	9,777	45 Jan. 21	ST. LOUIS	6-3	W	15-24-6	7,907
6 Oct. 20	EDMONTON	5-8	L	1-5-0	10,530	46 Jan. 23	ST. LOUIS	3-4	L	15-25-6	9,943
7 Oct. 22	BOSTON	2-5	L	1-6-0	8,591	47 Jan. 25	@ Edmonton	2-5	L	15-26-6	17,368
8 Oct. 25	@ NY Rangers	0-5	L	1-7-0	17,412	48 Jan. 27	@ Calgary	3-6	L	15-27-6	16,762
9 Oct. 26	@ New Jersey	2-5	L	1-8-0	8,971	49 Jan. 29	MINNESOTA	4-3	W	16-27-6	9,155
10 Oct. 29	@ NY Islanders	3-2	W	2-8-0	14,885	50 Feb. 1	@ Winnipeg	9-6	W	17-27-6	12,877
11 Oct. 31	@ Boston	4-7	L	2-9-0	10,214	51 Feb. 2	@ Winnipeg	3-6	L	17-28-6	12,540
12 Nov. 2	@ Hartford	8-1	W	3-9-0	12,024	52 Feb. 6	@ Calgary	2-7	L	17-29-6	16,762
13 Nov. 3	@ Philadelphia	4-7	L	3-10-0	17,211	53 Feb. 8	NY ISLANDERS	3-4	L	17-30-6	16,005
14 Nov. 6	EDMONTON	4-4	T	3-10-1	10,677	54 Feb. 9	CALGARY	3-7	L	17-31-6	9,130
15 Nov. 9	MONTREAL	0-6	L	3-11-1	13,101	55 Feb. 12	QUEBEC	2-5	L	17-32-6	8,811
16 Nov. 13	DETROIT	2-7	L	3-12-1	8,473	56 Feb. 15	WASHINGTON	1-4	L	17-33-6	11,273
17 Nov. 16	PITTSBURGH	4-3	OT W	4-12-1	10,141	57 Feb. 17	@ Montreal	3-2	OT W	18-33-6	16,326
18 Nov. 19	NEW JERSEY	3-6	L	4-13-1	7,990	58 Feb. 18	@ Quebec	5-4	W	19-33-6	15,352
19 Nov. 21	@ Detroit	5-4	OT W	5-13-1	16,287	59 Feb. 20	@ Philadelphia	3-5	L	19-34-6	17,211
20 Nov. 23	@ Minnesota	2-4	L	5-14-1	14,490	60 Feb. 22	@ New Jersey	5-2	W	20-34-6	11,058
21 Nov. 24	@ Chicago	4-4	T	5-14-2	17,517	61 Feb. 24	@ Pittsburgh	5-6	OT L	20-35-6	11,446
22 Nov. 27	HARTFORD	0-9	L	5-15-2	8,888	62 Feb. 27	CHICAGO	3-6	L	20-36-6	11,840
23 Nov. 30	CHICAGO	4-4	T	5-15-3	12,136	63 Mar. 1	MONTREAL	4-6	L	20-37-6	12,109
24 Dec. 3	EDMONTON	4-8	L	5-16-3	10,398	64 Mar. 2	CALGARY	1-5	L	20-38-6	9,059
25 Dec. 5	@ Edmonton	6-6	T	5-16-4	17,048	65 Mar. 5	@ Edmonton	3-6	L	20-39-6	17,226
26 Dec. 7	@ Winnipeg	3-2	W	6-16-4	13,095	66 Mar. 6	@ Vancouver	5-5	T	20-39-7	8,702
27 Dec. 8	@ Winnipeg	4-1	W	7-16-4	11,435	67 Mar. 9	EDMONTON	3-7	L	20-40-7	16,005
28 Dec. 10	@ Calgary	5-6	L	7-17-4	16,762	68 Mar. 12	DETROIT	0-3	L	20-41-7	10,432
29 Dec. 12	@ Calgary	0-5	L	7-18-4	16,762	69 Mar. 15	BUFFALO	5-3	W	21-41-7	11,349
30 Dec. 14	WASHINGTON	4-5	L	7-19-4	10,029	70 Mar. 17	@ Toronto	6-7	L	21-42-7	15,350
31 Dec. 18	TORONTO	4-3	W	8-19-4	7,893	71 Mar. 18	@ Washington	5-2	W	22-42-7	14,634
32 Dec. 20	@ Edmonton	4-9	L	8-20-4	17,114	72 Mar. 20	@ Boston	3-6	L	22-43-7	10,957
33 Dec. 21	VANCOUVER	2-6	L	8-21-4	8,893	73 Mar. 22	Hartford	3-6	L	22-44-7	12,198
34 Dec. 28	WINNIPEG	5-4	W	9-21-4	9,969	74 Mar. 23	@ Buffalo	1-6	L	22-45-7	16,433
35 Dec. 30	WINNIPEG	4-2	W	10-21-4	8,577	75 Mar. 26	CALGARY	7-3	W	23-45-7	9,620
36 Jan. 2	PHILADELPHIA	4-7	L	10-22-4	12,013	76 Mar. 28	@ Vancouver	1-2	OT L	23-46-7	13,063
37 Jan. 4	@ Toronto	6-4	W	11-22-4	15,729	77 Mar. 29	QUEBEC	3-5	L	23-47-7	10,984
38 Jan. 5	@ Buffalo	3-2	W	12-22-4	13,590	78 Mar. 31	WINNIPEG	2-5	L	23-48-7	9,170
39 Jan. 8	@ Pittsburgh	3-7	L	12-23-4	12,090	79 Apr. 2	WINNIPEG	4-4	T	23-48-8	8,843
40 Jan. 10	@ Minnesota	4-3	W	13-23-4	10,553	80 Apr. 5	VANCOUVER	3-5	L	23-49-8	9,987

# KINGS 1986-87 SEASON IN REVIEW

**Record:** 31-41-8 (70 points)  
**Smythe Division Finish:** 4th

**General Manager:** Rogie Vachon  
**Head Coach:** Pat Quinn (18-20-4)/  
Mike Murphy (13-21-4)  
**Captain:** Dave Taylor

SCORING											
PLAYER	GP	G	A	PTS	PIM	PLAYER	GP	G	A	PTS	PIM
Luc Robitaille	79	45	39	84	28	Larry Playfair	37	2	7	9	181
Bernie Nicholls	80	33	48	81	101	Craig Redmond	16	1	7	8	8
Jimmy Carson	80	37	42	79	22	Paul Guay	35	2	5	7	16
Marcel Dionne	67	24	50	74	54	Roland Melanson	46	0	6	6	22
Dave Taylor	67	18	44	62	84	Bob Carpenter	10	2	3	5	6
Jim Fox	76	19	42	61	48	Dave Langevin	11	0	4	4	7
Bryan Erickson	68	20	30	50	26	Joe Paterson	45	2	1	3	158
Steve Duchesne	75	13	25	38	74	Tom Laidlaw	11	0	3	3	4
Grant Ledyard	67	14	23	37	93	Lyle Phair	5	2	0	2	2
Jay Wells	77	7	29	36	155	Ken Hammond	10	0	2	2	11
Morris Lukowich	60	14	21	35	64	Peter Dineen	11	0	2	2	8
Dave Williams	76	16	18	34	358	Al Jensen	5	0	1	1	0
Sean McKenna	69	14	19	33	10	Darren Eliot	24	0	1	1	18
Mark Hardy	73	3	27	30	120	Brian Wilks	1	0	0	0	0
Bob Bourne	78	13	9	22	35	Craig Duncanson	2	0	0	0	24
Phil Sykes	58	6	15	21	133	Bob Janecyk	7	0	0	0	2
Dean Kennedy	66	6	14	20	91	Team PIM					18
Garry Galley	30	5	11	16	57	Team Totals	80	318	548	866	2,038
GOALTENDER	GP	MIN	GA	SO	EN	SA	S%	AVG	W-L-OT		
Roland Melanson	46	2,734	168	1	3	1,420	.882	3.69	18-21-6		
Darren Eliot	24	1,404	103	1	5	692	.851	4.40	8-13-2		
Bob Janecyk	7	420	34	0	0	222	.847	4.86	4-3-0		
Al Jensen	5	300	27	0	1	154	.825	5.40	1-4-0		
Empty Net Goals			9			9					
Team Totals	80	4,857	341	2	9	2,497	.863	4.21	31-41-8		

## RESULTS

1	Oct. 9		ST. LOUIS	3-4	L	0-1-0	8,403	41	Jan. 7	@	Edmonton	6-1	W	18-19-4	17,317
2	Oct. 11	NY ISLANDERS	5-4	W	1-1-0	9,780		42	Jan. 8	@	Calgary	4-5	L	18-20-4	16,798
3	Oct. 14	@ Pittsburgh	3-4	OT L	1-2-0	9,130		43	Jan. 10		BUFFALO	5-8	L	18-21-4	12,441
4	Oct. 15	@ Detroit	4-3	OT W	2-2-0	16,053		44	Jan. 14		VANCOUVER	4-0	W	19-21-4	9,010
5	Oct. 18	BOSTON	1-4	L	2-3-0	10,263		45	Jan. 16	@	St. Louis	5-3	W	20-21-4	12,270
6	Oct. 19	EDMONTON	7-6	W	3-3-0	8,795		46	Jan. 17	@	St. Louis	4-4	T	20-21-5	12,847
7	Oct. 22	@ NY Rangers	4-5	OT L	3-4-0	14,587		47	Jan. 19		NY RANGERS	2-2	T	20-21-6	11,091
8	Oct. 23	@ New Jersey	3-5	L	3-5-0	5,313		48	Jan. 21		PITTSBURGH	10-5	W	21-21-6	8,902
9	Oct. 25	@ NY Islanders	3-4	L	3-6-0	13,941		49	Jan. 23		MINNESOTA	3-6	L	21-22-6	16,005
10	Oct. 27	@ Montreal	5-6	L	3-7-0	16,094		50	Jan. 28		NEW JERSEY	6-2	W	22-22-6	8,446
11	Oct. 28	@ Quebec	2-6	L	3-8-0	13,352		51	Jan. 31	@	Montreal	3-5	L	22-23-6	17,514
12	Nov. 2	@ Edmonton	5-5	T	3-8-1	16,846		52	Feb. 1	@	Quebec	2-3	L	22-24-6	15,283
13	Nov. 3	@ Calgary	2-4	L	3-9-1	16,798		53	Feb. 4	@	Toronto	4-5	L	22-25-6	16,382
14	Nov. 6	MONTREAL	4-6	L	3-10-1	9,561		54	Feb. 6	@	Winnipeg	1-6	L	22-26-6	13,168
15	Nov. 8	HARTFORD	4-3	W	4-10-1	11,976		55	Feb. 8	@	Winnipeg	1-3	L	22-27-6	14,574
16	Nov. 11	WINNIPEG	4-3	W	5-10-1	7,457		56	Feb. 14		HARTFORD	5-2	W	23-27-6	11,240
17	Nov. 13	WINNIPEG	5-6	L	5-11-1	7,153		57	Feb. 16		TORONTO	1-1	T	23-27-7	10,942
18	Nov. 15	CALGARY	4-1	W	6-11-1	11,860		58	Feb. 18		WASHINGTON	7-4	W	24-27-7	8,761
19	Nov. 18	@ Washington	6-5	W	7-11-1	9,127		59	Feb. 21		PHILADELPHIA	2-4	L	24-28-7	16,005
20	Nov. 19	@ Chicago	4-4	T	7-11-2	15,793		60	Feb. 24		WINNIPEG	8-3	W	25-28-7	7,836
21	Nov. 21	@ Winnipeg	4-1	W	8-11-2	14,988		61	Feb. 26		WINNIPEG	3-4	L	25-29-7	10,405
22	Nov. 23	@ Winnipeg	2-3	L	8-12-2	13,003		62	Feb. 28	@	MINNESOTA	3-6	L	25-30-7	13,055
23	Nov. 25	@ Vancouver	5-11	L	8-13-2	8,036		63	Mar. 1	@	Chicago	1-6	L	25-31-7	17,466
24	Nov. 26	VANCOUVER	3-5	L	8-14-2	8,797		64	Mar. 3		MINNESOTA	4-4	T	25-31-8	8,598
25	Nov. 29	NEW JERSEY	9-6	W	9-14-2	11,273		65	Mar. 5	@	Calgary	2-7	L	25-32-8	16,798
26	Dec. 2	DETROIT	5-4	W	10-14-2	7,257		66	Mar. 6	@	Edmonton	3-9	L	25-33-8	17,502
27	Dec. 4	TORONTO	4-3	W	11-14-2	7,963		67	Mar. 8		VANCOUVER	5-2	W	26-33-8	10,118
28	Dec. 6	CHICAGO	7-2	W	12-14-2	12,745		68	Mar. 11		BUFFALO	2-3	L	26-34-8	9,343
29	Dec. 9	@ NY Islanders	7-2	W	13-14-2	14,168		69	Mar. 14		QUEBEC	3-6	L	26-35-8	12,651
30	Dec. 10	@ NY Rangers	4-5	L	13-15-2	16,988		70	Mar. 17	@	Washington	5-4	W	27-35-8	12,210
31	Dec. 13	CALGARY	3-6	L	13-16-2	9,870		71	Mar. 19	@	Philadelphia	5-2	W	28-35-8	17,222
32	Dec. 14	EDMONTON	2-4	L	13-17-2	11,373		72	Mar. 21		Boston	6-8	L	28-36-8	11,167
33	Dec. 17	PITTSBURGH	3-0	W	14-17-2	9,020		73	Mar. 22	@	Hartford	3-6	L	28-37-8	15,126
34	Dec. 20	@ Edmonton	8-8	T	14-17-3	16,927		74	Mar. 25	@	Detroit	6-1	W	29-37-8	19,140
35	Dec. 22	@ Calgary	5-3	W	15-17-3	16,798		75	Mar. 26	@	Buffalo	5-3	W	30-37-8	14,353
36	Dec. 23	@ Vancouver	4-6	L	15-18-3	8,283		76	Mar. 28		CALGARY	3-4	L	30-38-8	13,379
37	Dec. 27	BOSTON	2-1	OT W	16-18-3	13,648		77	Mar. 30		CALGARY	5-4	W	31-38-8	8,437
38	Dec. 30	PHILADELPHIA	4-1	W	17-18-3	14,794		78	Apr. 1		VANCOUVER	3-8	L	31-39-8	8,161
39	Jan. 2	@ Vancouver	3-3	T	17-18-4	10,144		79	Apr. 4		EDMONTON	3-7	L	31-40-8	16,005
40	Jan. 3	EDMONTON	1-8	L	17-19-4	16,005		80	Apr. 5	@	Vancouver	2-5	L	31-41-8	9,124



# KINGS 1987-88 SEASON IN REVIEW

**Record:** 30-42-8 (68 points)  
**Smythe Division Finish:** 4th

**General Manager:** Rogie Vachon  
**Head Coach:** Mike Murphy (7-16-4)/Rogie Vachon (0-1-0)/  
 Robbie Ftorek (23-25-4)  
**Captain:** Dave Taylor

SCORING											
PLAYER	GP	G	A	PTS	PIM	PLAYER	GP	G	A	PTS	PIM
Luc Robitaille	80	53	58	111	82	Grant Ledyard	23	1	7	8	52
Jimmy Carson	80	55	52	107	45	Tim Tookey	20	1	6	7	8
Bernie Nicholls	65	32	46	78	114	Larry Playfair	54	0	7	7	197
Dave Taylor	68	26	41	67	129	Sean McKenna	30	3	2	5	12
Steve Duchesne	71	16	39	55	109	Ken Baumgartner	30	2	3	5	189
Bob Carpenter	71	19	33	52	84	John English	3	1	3	4	4
Jim Fox	68	16	35	51	18	Joe Paterson	32	1	3	4	113
Paul Fenton	71	20	23	43	46	Glenn Healy	34	0	2	2	6
Mike Allison	37	16	12	28	57	Dan Gratton	7	1	0	1	5
Mark Hardy	61	6	22	28	99	Eric Germain	4	0	1	1	13
Jay Wells	58	2	23	25	159	Denis Larocque	8	0	1	1	18
Phil Sykes	40	9	12	21	82	Bob Kudelski	26	0	1	1	8
Bryan Erickson	42	6	15	21	20	Wayne McBean	27	0	1	1	26
Bob Bourne	72	7	11	18	28	Craig Redmond	2	0	0	0	0
Ken Hammond	46	7	9	16	69	Dave Williams	2	0	0	0	6
Tom Laidlaw	57	1	12	13	47	Bob Janecyk	5	0	0	0	2
Craig Laughlin	19	4	8	12	6	Petr Prajzler	7	0	0	0	2
Chris Kontos	6	2	10	12	2	Glen Currie	7	0	0	0	0
Dean Kennedy	58	1	11	12	158	Craig Duncanson	9	0	0	0	12
Lyle Phair	28	4	6	10	8	Roland Melanson	47	0	0	0	16
Paul Guay	33	4	4	8	40	Team PIM					16
Ron Duguay	15	2	6	8	17	Team Totals	80	318	525	843	2,124
GOALTENDER											
PLAYER	GP	MIN	GA	SO	EN	SA	S%	AVG	W-L-OT		
Glenn Healy	34	1,869	135	1	4	1,055	.866	4.33	12-18-1		
Roland Melanson	47	2,676	195	2	2	1,399	.861	4.37	17-20-7		
Bob Janecyk	5	303	23	0	0	165	.861	4.55	1-4-0		
Empty Net Goals			6			6					
Team Totals	80	4,849	359	3	6	2,625	.863	4.44	30-42-8		

## RESULTS

1 Oct. 8	NY ISLANDERS	1-4	L	0-1-0	10,748	41 Jan. 4	@ New Jersey	6-3	W	13-24-4	8,386
2 Oct. 10	ST. LOUIS	4-2	W	1-1-0	9,619	42 Jan. 5	@ Pittsburgh	4-4	T	13-24-5	16,168
3 Oct. 11	EDMONTON	2-9	L	1-2-0	10,237	43 Jan. 8	@ Detroit	3-5	L	13-25-5	19,659
4 Oct. 15	BOSTON	2-3	L	1-3-0	8,964	44 Jan. 10	@ Chicago	2-5	L	13-26-5	14,508
5 Oct. 18	VANCOUVER	2-4	L	1-4-0	8,367	45 Jan. 11	@ Minnesota	5-4	W	14-26-5	10,123
6 Oct. 21	@ Edmonton	2-6	L	1-5-0	15,841	46 Jan. 13	WASHINGTON	3-8	L	14-27-5	11,576
7 Oct. 23	@ Winnipeg	3-4	L	1-6-0	11,480	47 Jan. 16	HARTFORD	3-4	L	14-28-5	13,638
8 Oct. 25	@ Winnipeg	2-1	W	2-6-0	10,469	48 Jan. 19	NY RANGERS	6-3	W	15-28-5	11,496
9 Oct. 27	@ Pittsburgh	4-4	T	2-6-1	9,130	49 Jan. 21	@ Calgary	5-4 OT	W	16-28-5	18,068
10 Oct. 28	@ NY Rangers	4-3	W	3-6-1	16,179	50 Jan. 22	@ Winnipeg	3-5	L	16-29-5	11,440
11 Oct. 30	@ Buffalo	1-5	L	3-7-1	11,489	51 Jan. 24	@ Winnipeg	2-1	W	17-29-5	11,944
12 Nov. 1	@ Philadelphia	1-4	L	3-8-1	17,314	52 Jan. 26	@ Quebec	3-5	L	17-30-5	13,982
13 Nov. 4	BUFFALO	4-5	L	3-9-1	8,587	53 Jan. 27	@ Toronto	2-5	L	17-31-5	15,664
14 Nov. 7	NY RANGERS	5-4	W	4-9-1	16,005	54 Jan. 30	MINNESOTA	5-0	W	18-31-5	13,906
15 Nov. 10	EDMONTON	4-4	T	4-9-2	11,393	55 Feb. 2	@ Vancouver	2-5	L	18-32-5	9,959
16 Nov. 13	@ Calgary	7-10	L	4-10-2	19,143	56 Feb. 3	VANCOUVER	7-2	W	19-32-5	9,856
17 Nov. 14	QUEBEC	8-7	W	5-10-2	12,105	57 Feb. 6	EDMONTON	7-2	W	20-32-5	16,005
18 Nov. 17	@ NY Islanders	3-4	L	5-11-2	13,001	58 Feb. 7	CALGARY	2-5	L	20-33-5	10,800
19 Nov. 19	@ Philadelphia	5-7	L	5-12-2	17,306	59 Feb. 11	QUEBEC	5-3	W	21-33-5	9,325
20 Nov. 21	@ Toronto	6-6	T	5-12-3	16,382	60 Feb. 13	PITTSBURGH	5-7	L	21-34-5	13,658
21 Nov. 22	@ Buffalo	8-5	W	6-12-3	11,126	61 Feb. 15	DETROIT	1-6	L	21-35-5	11,182
22 Nov. 25	CHICAGO	6-4	W	7-12-3	12,349	62 Feb. 17	@ Minnesota	5-4	W	22-35-5	10,279
23 Nov. 28	CALGARY	4-8	L	7-13-3	12,977	63 Feb. 18	@ St. Louis	4-7	L	22-36-5	11,820
24 Nov. 29	NEW JERSEY	2-2	T	7-13-4	7,692	64 Feb. 20	TORONTO	3-0	W	23-36-5	12,297
25 Dec. 1	WINNIPEG	6-7 OT	L	7-14-4	7,817	65 Feb. 24	WASHINGTON	4-3	W	24-36-5	9,620
26 Dec. 3	WINNIPEG	4-5 OT	L	7-15-4	9,117	66 Feb. 27	PHILADELPHIA	6-8	L	24-37-5	16,005
27 Dec. 5	@ Montreal	4-6	L	7-16-4	16,831	67 Feb. 28	@ Vancouver	2-0	W	25-37-5	8,195
28 Dec. 6	@ Washington	1-10	L	7-17-4	10,321	68 Mar. 1	@ Edmonton	3-5	L	25-38-5	16,615
29 Dec. 9	@ New Jersey	3-2	L	7-18-4	8,413	69 Mar. 5	MONTREAL	6-7 OT	L	25-39-5	16,005
30 Dec. 10	@ Boston	3-4	L	7-19-4	11,889	70 Mar. 9	@ Hartford	4-5	L	25-40-5	14,256
31 Dec. 12	@ Hartford	2-3	L	7-20-4	14,227	71 Mar. 10	@ Boston	3-3	T	25-40-6	13,609
32 Dec. 16	EDMONTON	7-5	W	8-20-4	11,208	72 Mar. 13	ST. LOUIS	7-6	W	26-40-6	10,253
33 Dec. 19	CALGARY	1-4	L	8-21-4	10,884	73 Mar. 16	VANCOUVER	3-3	T	26-40-7	11,378
34 Dec. 20	@ Calgary	6-3	W	9-21-4	18,553	74 Mar. 18	@ Vancouver	3-5	L	26-41-7	10,021
35 Dec. 22	@ Edmonton	2-5	L	9-22-4	16,717	75 Mar. 19	DETROIT	7-4	W	27-41-7	16,005
36 Dec. 23	@ Vancouver	1-5	L	9-23-4	8,753	76 Mar. 23	NY ISLANDERS	2-6	L	27-42-7	11,297
37 Dec. 26	VANCOUVER	3-2	W	10-23-4	11,599	77 Mar. 26	CHICAGO	9-5	W	28-42-7	14,429
38 Dec. 28	WINNIPEG	2-5	L	10-24-4	9,917	78 Mar. 30	CALGARY	9-7	W	29-42-7	13,230
39 Dec. 30	WINNIPEG	6-4	W	11-24-4	9,919	79 Apr. 1	@ Calgary	6-3	W	30-42-7	19,626
40 Jan. 2	MONTREAL	5-2	W	12-24-4	15,482	80 Apr. 3	@ Edmonton	5-5	T	30-42-8	17,107

# KINGS 1988-89 SEASON IN REVIEW

**Record:** 42-31-7 (91 points)  
**Smythe Division Finish:** 2nd

**General Manager:** Rogie Vachon  
**Head Coach:** Robbie Ftorek  
**Captain:** Dave Taylor

SCORING											
PLAYER	GP	G	A	PTS	PIM	PLAYER	GP	G	A	PTS	PIM
Wayne Gretzky	78	54	114	168	26	Ken Baumgartner	49	1	3	4	288
Bernie Nicholls	79	70	80	150	96	Chris Kontos	7	2	1	3	2
Luc Robitaille	78	46	52	98	65	Tim Tookey	7	2	1	3	4
Steve Duchesne	79	25	50	75	92	Petr Prajzler	2	0	3	3	0
John Tonelli	77	31	33	64	110	Larry Playfair	6	0	3	3	16
Dave Taylor	70	26	37	63	80	Steve Richmond	9	0	2	2	26
Mike Krushelnyski	78	26	36	62	110	Kelly Hrudey	16	0	2	2	2
Mike Allison	55	14	22	36	122	Gordie Walker	11	1	0	1	2
Dale DeGray	63	6	22	28	97	Hubie McDonough	4	0	1	1	0
Marty McSorley	66	10	17	27	350	Gilles Hamel	11	0	1	1	2
Bob Carpenter	39	11	15	26	16	Mark Fitzpatrick	17	0	1	1	2
Doug Crossman	74	10	15	25	53	Phil Sykes	23	0	1	1	8
Steve Kasper	29	9	15	24	14	Glenn Healy	48	0	1	1	28
Ron Duguay	70	7	17	24	48	Jim Hirdford	1	0	0	0	2
Tim Watters	76	3	18	21	168	Bob Janecyk	1	0	0	0	0
Tom Laidlaw	70	3	17	20	63	Paul Guay	2	0	0	0	2
Igor Liba	27	5	13	18	21	Brian Wilks	2	0	0	0	2
Dean Kennedy	51	3	10	13	63	Bob Logan	4	0	0	0	0
Jay Miller	29	5	3	8	133	Roland Melanson	4	0	0	0	4
Jim Wiemer	9	2	3	5	20	Craig Duncanson	5	0	0	0	0
Paul Fenton	21	2	3	5	6	Dave Pavin	5	0	0	0	0
Wayne McBean	33	0	5	5	23	Team PIM					32
Bob Kudelski	14	1	3	4	17	Team Totals	80	376	623	999	2,217
Sylvain Couturier	16	1	3	4	2						
GOALTENDER											
PLAYER	GP	MIN	GA	SO	EN	SA	S%	AVG	W-L-OT		
Kelly Hrudey	16	974	47	1	1	491	.904	2.90	10-4-2		
Bob Janecyk	1	30	2	0	0	22	.909	4.00	0-0-0		
Mark Fitzpatrick	17	957	64	0	3	566	.887	4.01	6-7-3		
Glenn Healy	48	2,699	192	0	7	1,509	.873	4.27	25-19-2		
Roland Melanson	4	178	19	0	0	109	.826	6.40	1-1-0		
Empty Net Goals			11			11					
Team Totals	80	4,854	335	1	11	2,708	.876	4.14	42-31-7		

## RESULTS

1	Oct. 6	DETROIT	8-2	W	1-0-0	16,005	41	Jan. 6	@ Winnipeg	4-4	T	24-15-2	15,556
2	Oct. 8	CALGARY	6-5	OT W	2-0-0	13,474	42	Jan. 8	@ Winnipeg	4-4	T	24-15-3	15,094
3	Oct. 9	NY ISLANDERS	6-5	OT W	3-0-0	11,592	43	Jan. 10	EDMONTON	5-4	OT W	25-15-3	16,005
4	Oct. 12	BOSTON	6-2	W	4-0-0	11,863	44	Jan. 12	ST. LOUIS	7-4	W	26-15-3	14,866
5	Oct. 15	PHILADELPHIA	1-4	L	4-1-0	16,005	45	Jan. 14	HARTFORD	9-6	W	27-15-3	16,005
6	Oct. 17	@ Calgary	4-11	L	4-2-0	20,002	46	Jan. 17	@ St. Louis	2-5	L	27-16-3	17,408
7	Oct. 19	@ Edmonton	6-8	L	4-3-0	17,503	47	Jan. 19	@ NY Islanders	2-4	L	27-17-3	14,552
8	Oct. 22	MINNESOTA	8-2	W	5-3-0	13,397	48	Jan. 21	@ Hartford	4-5	L	27-18-3	15,223
9	Oct. 25	EDMONTON	4-5	L	5-4-0	16,005	49	Jan. 24	@ Washington	4-4	T	27-18-4	18,130
10	Oct. 28	@ Winnipeg	7-4	W	6-4-0	14,306	50	Jan. 26	VANCOUVER	2-6	L	27-19-4	16,005
11	Oct. 30	@ Winnipeg	4-8	L	6-5-0	15,535	51	Jan. 28	EDMONTON	6-7	L	27-20-4	16,005
12	Nov. 1	@ Quebec	3-1	W	7-5-0	15,399	52	Jan. 31	CALGARY	5-8	L	27-21-4	16,005
13	Nov. 2	@ Montreal	3-5	L	7-6-0	17,596	53	Feb. 2	NEW JERSEY	6-6	T	27-21-5	14,336
14	Nov. 5	@ Toronto	6-4	W	8-6-0	16,382	54	Feb. 4	BUFFALO	5-3	W	28-21-5	16,005
15	Nov. 6	@ Chicago	5-3	W	9-6-0	17,682	55	Feb. 9	@ Boston	1-4	L	28-22-5	14,448
16	Nov. 10	HARTFORD	7-2	W	10-6-0	12,496	56	Feb. 10	@ Washington	7-6	OT W	29-22-5	18,130
17	Nov. 12	PITTSBURGH	7-2	W	11-6-0	16,005	57	Feb. 12	@ Chicago	6-2	W	30-22-5	18,239
18	Nov. 15	VANCOUVER	6-4	W	12-6-0	11,250	58	Feb. 15	BOSTON	3-7	L	30-23-5	16,005
19	Nov. 17	NY RANGERS	5-6	L	12-7-0	16,005	59	Feb. 18	QUEBEC	11-3	W	31-23-5	16,005
20	Nov. 19	BUFFALO	5-4	W	13-7-0	15,581	60	Feb. 20	TORONTO	5-4	W	32-23-5	16,005
21	Nov. 22	@ Philadelphia	6-1	W	14-7-0	17,423	61	Feb. 22	WASHINGTON	2-7	L	32-24-5	15,003
22	Nov. 23	@ Detroit	8-3	W	15-7-0	19,875	62	Feb. 24	@ Edmonton	1-4	L	32-25-5	17,503
23	Nov. 26	@ Calgary	1-4	L	15-8-0	20,002	63	Feb. 26	@ New Jersey	1-1	T	32-25-6	19,040
24	Nov. 27	@ Vancouver	2-5	L	15-9-0	16,553	64	Feb. 27	@ NY Rangers	4-6	L	32-26-6	17,482
25	Nov. 29	NEW JERSEY	9-3	W	16-9-0	11,505	65	Mar. 1	@ Buffalo	5-4	W	33-26-6	16,433
26	Dec. 1	TORONTO	9-3	W	17-9-0	11,924	66	Mar. 2	@ St. Louis	4-6	L	33-27-6	17,195
27	Dec. 3	CHICAGO	6-4	W	18-9-0	16,005	67	Mar. 4	PHILADELPHIA	6-2	W	34-27-6	16,005
28	Dec. 6	WINNIPEG	4-5	OT L	18-10-0	13,319	68	Mar. 7	PITTSBURGH	3-2	OT W	35-27-6	16,005
29	Dec. 8	WINNIPEG	5-5	T	18-10-1	12,111	69	Mar. 10	@ Vancouver	2-4	L	35-28-6	16,453
30	Dec. 10	@ NY Islanders	4-3	W	19-10-1	15,405	70	Mar. 12	@ Edmonton	6-3	W	36-28-6	17,503
31	Dec. 12	@ NY Rangers	5-2	W	20-10-1	17,388	71	Mar. 14	@ Quebec	4-0	W	37-28-6	15,399
32	Dec. 14	@ Pittsburgh	4-5	L	20-11-1	16,025	72	Mar. 15	@ Montreal	2-5	L	37-29-6	17,891
33	Dec. 16	@ Detroit	6-4	W	21-11-1	19,875	73	Mar. 18	CALGARY	3-9	L	37-30-6	16,005
34	Dec. 17	@ Minnesota	2-3	L	21-12-1	13,506	74	Mar. 21	@ Edmonton	4-3	W	38-30-6	17,503
35	Dec. 20	CALGARY	7-3	W	22-12-1	16,005	75	Mar. 23	@ Calgary	2-4	L	38-31-6	20,002
36	Dec. 21	MINNESOTA	8-6	W	23-12-1	13,125	76	Mar. 25	EDMONTON	4-2	W	39-31-6	16,005
37	Dec. 23	@ Vancouver	5-2	W	24-12-1	16,138	77	Mar. 28	WINNIPEG	3-3	T	39-31-7	15,038
38	Dec. 27	MONTREAL	2-3	L	24-13-1	16,005	78	Mar. 29	WINNIPEG	2-1	OT W	40-31-7	16,005
39	Dec. 29	VANCOUVER	3-6	L	24-14-1	16,005	79	Apr. 1	VANCOUVER	6-4	W	41-31-7	16,005
40	Jan. 5	@ Calgary	6-8	L	24-15-1	20,002	80	Apr. 2	@ Vancouver	5-4	W	42-31-7	16,160

# KINGS 1989-90 SEASON IN REVIEW

**Record:** 34-39-7 (75 points)  
**Smythe Division Finish:** 4th

**General Manager:** Rogie Vachon  
**Head Coach:** Tom Webster  
**Captain:** Wayne Gretzky

SCORING												
PLAYER	GP	G	A	PTS	PIM	PLAYER	GP	G	A	PTS	PIM	
Wayne Gretzky	73	40	102	142	42	Petr Prajsler	34	3	7	10	47	
Luc Robitaille	80	52	49	101	38	Tom Laidlaw	57	1	8	9	42	
Bernie Nicholls	47	27	48	75	66	Barry Beck	52	1	7	8	53	
John Tonelli	73	31	37	68	62	Hubie McDonough	22	3	4	7	10	
Steve Duchesne	79	20	42	62	36	Craig Duncanson	10	3	2	5	9	
Steve Kasper	77	17	28	45	37	Chris Kontos	6	2	2	4	4	
Mike Krushelnyski	63	16	25	41	50	Mikael Lindholm	18	2	2	4	2	
Dave Taylor	58	15	26	41	96	Bob Halkidis	20	0	4	4	56	
Larry Robinson	64	7	32	39	34	Scott Bjugstad	11	1	2	3	2	
Bob Kudelski	62	23	13	36	49	Jim Fox	11	1	1	2	0	
Marty McSorley	75	15	21	36	322	Ken Baumgartner	12	1	0	1	28	
Tomas Sandstrom	28	13	20	33	28	Gordie Walker	1	0	0	0	0	
Todd Elik	48	10	23	33	41	Robb Stauber	2	0	0	0	0	
Brian Benning	48	5	18	23	104	Rob Blake	4	0	0	0	4	
Mikko Makela	45	7	14	21	16	Ron Scott	12	0	0	0	2	
Keith Crowder	55	4	13	17	93	Mario Gosselin	26	0	0	0	0	
Mike Allison	55	2	11	13	78	Kelly Hrudey	52	0	0	0	18	
Jay Miller	68	10	2	12	224	Team PIM					24	
Tony Granato	19	5	6	11	45	Team Totals	80	338	579	917	1,844	
Tim Watters	62	1	10	11	92							
GOALTENDER												
	GP	MIN	GA	SO	EN	SA	%	AVG	W-L-OT			
Ron Scott	12	654	40	0	2	321	.875	3.67	5-6-0			
Mario Gosselin	26	1,226	79	0	4	587	.865	3.87	7-11-1			
Kelly Hrudey	52	2,860	194	2	7	1,532	.873	4.07	22-21-6			
Robb Stauber	2	83	11	0	0	43	.744	7.95	0-1-0			
Empty Net Goals			13			13						
Team Totals	80	4,846	337	2	13	2,496	.865	4.17	34-39-7			

GOALTENDER											GOALTENDER										
PLAYER	GP	MIN	GA	SO	EN	SA	%S	AVG	W-L-OT		PLAYER	GP	MIN	GA	SO	EN	SA	%S	AVG	W-L-OT	
Ron Scott	12	654	40	0	2	321	.875	3.67	5-6-0		Kelly Hrudey	47	2,730	132	3	4	1,321	.900	2.90	26-13-6	
Mario Gosselin	26	1,226	79	0	4	587	.865	3.87	7-11-1		Daniel Berthiaume	37	2,119	117	1	1	1,086	.892	3.31	20-11-4	
Kelly Hrudey	52	2,860	194	2	7	1,532	.873	4.07	22-21-6		Empty Net Goals			5			5				
Robb Stauber	2	83	11	0	0	43	.744	7.95	0-1-0		Team Totals	80	4,864	254	4	5	2,412	.895	3.13	46-24-10	
Empty Net Goals			13			13															
Team Totals	80	4,846	337	2	13	2,496	.865	4.17	34-39-7												

## RESULTS

1 Oct. 5	TORONTO	4-2	W	1-0-0	15,598	41 Jan. 4	@ New Jersey	2-4	L	20-17-4	19,040
2 Oct. 7	EDMONTON	5-6	L	1-1-0	16,005	42 Jan. 6	@ Toronto	4-7	L	20-18-4	16,382
3 Oct. 8	DETROIT	5-0	W	2-1-0	14,258	43 Jan. 9	ST. LOUIS	3-4	L	20-19-4	15,071
4 Oct. 11	NY ISLANDERS	4-7	L	2-2-0	14,261	44 Jan. 11	EDMONTON	3-3	T	20-19-5	16,005
5 Oct. 13	@ Vancouver	6-5	W	3-2-0	16,123	45 Jan. 13	HARTFORD	3-6	L	20-20-5	16,005
6 Oct. 15	@ Edmonton	5-4 OT	W	4-2-0	17,503	46 Jan. 16	BUFFALO	2-4	L	20-21-5	16,005
7 Oct. 17	BOSTON	2-3	L	4-3-0	16,005	47 Jan. 18	DETROIT	9-4	W	21-21-5	16,005
8 Oct. 21	@ St. Louis	6-4	W	5-3-0	17,204	48 Jan. 23	@ Vancouver	3-3	T	21-21-6	16,123
9 Oct. 22	@ Chicago	4-7	L	5-4-0	17,863	49 Jan. 25	@ Edmonton	6-7	L	21-22-6	17,503
10 Oct. 25	CALGARY	0-5	L	5-5-0	16,005	50 Jan. 27	NY RANGERS	1-3	L	21-23-6	16,005
11 Oct. 27	@ Winnipeg	3-1	W	6-5-0	15,072	51 Jan. 30	NEW JERSEY	5-2	W	22-23-6	14,032
12 Oct. 29	@ Winnipeg	1-6	L	6-6-0	14,367	52 Feb. 1	CHICAGO	4-7	L	22-24-6	16,005
13 Oct. 31	@ Pittsburgh	8-4	W	7-6-0	16,015	53 Feb. 3	CALGARY	4-3	W	23-24-6	16,005
14 Nov. 2	@ Boston	4-5 OT	L	7-7-0	14,448	54 Feb. 6	@ Calgary	5-3	W	24-24-6	20,107
15 Nov. 4	@ Hartford	3-6	L	7-8-0	15,535	55 Feb. 8	WINNIPEG	1-5	L	24-25-6	15,323
16 Nov. 5	@ Buffalo	3-5	L	7-9-0	16,433	56 Feb. 10	@ Pittsburgh	6-7	L	24-26-6	16,236
17 Nov. 8	CALGARY	4-5	L	7-10-0	16,005	57 Feb. 12	@ Toronto	3-5	L	24-27-6	16,382
18 Nov. 11	MONTREAL	5-4	W	8-10-0	16,005	58 Feb. 14	@ Detroit	5-6	L	24-28-6	19,875
19 Nov. 14	@ Calgary	8-6	W	9-10-0	20,107	59 Feb. 15	@ Minnesota	3-6	L	24-29-6	15,196
20 Nov. 15	@ Edmonton	2-2	T	9-10-1	16,647	60 Feb. 17	QUEBEC	7-1	W	25-29-6	16,005
21 Nov. 18	WASHINGTON	5-3	W	10-10-1	16,005	61 Feb. 19	WASHINGTON	3-2	W	26-29-6	16,005
22 Nov. 22	CHICAGO	6-3	W	11-10-1	16,005	62 Feb. 21	MINNESOTA	4-2	W	27-29-6	16,005
23 Nov. 25	VANCOUVER	7-4	W	12-10-1	16,005	63 Feb. 24	VANCOUVER	4-6	L	27-30-6	16,005
24 Nov. 26	@ Vancouver	3-3	T	12-10-2	16,123	64 Feb. 28	EDMONTON	4-2	W	28-30-6	16,005
25 Nov. 30	EDMONTON	6-7	L	12-11-2	16,005	65 Mar. 2	@ Winnipeg	3-9	L	28-31-6	15,582
26 Dec. 2	NY RANGERS	6-0	W	13-11-2	16,005	66 Mar. 4	@ Winnipeg	2-5	L	28-32-6	15,567
27 Dec. 6	VANCOUVER	5-4 OT	W	14-11-2	14,153	67 Mar. 5	@ Calgary	0-5	L	28-33-6	20,107
28 Dec. 8	@ Edmonton	4-5 OT	L	14-12-2	17,503	68 Mar. 7	MONTREAL	2-5	L	28-34-6	16,005
29 Dec. 10	@ Quebec	8-4	W	15-12-2	15,399	69 Mar. 10	PITTSBURGH	8-2	W	29-34-6	16,005
30 Dec. 11	@ Montreal	2-2	T	15-12-3	17,899	70 Mar. 12	@ NY Rangers	6-2	W	30-34-6	16,651
31 Dec. 13	@ Hartford	5-2	W	16-12-3	13,932	71 Mar. 14	@ Buffalo	6-5 OT	W	31-34-6	16,433
32 Dec. 15	@ New Jersey	5-7	L	16-13-3	19,040	72 Mar. 17	@ Boston	5-4	W	32-34-6	14,448
33 Dec. 16	@ Philadelphia	2-5	L	16-14-3	17,423	73 Mar. 18	@ Philadelphia	4-7	L	32-35-6	17,423
34 Dec. 19	WINNIPEG	9-5	W	17-14-3	14,158	74 Mar. 20	@ Minnesota	2-5	L	32-36-6	14,032
35 Dec. 21	QUEBEC	6-1	W	18-14-3	15,265	75 Mar. 22	NY ISLANDERS	3-1	W	33-36-6	16,005
36 Dec. 23	VANCOUVER	4-1	W	19-14-3	16,005	76 Mar. 24	ST. LOUIS	9-3	W	34-36-6	16,005
37 Dec. 27	CALGARY	5-5	T	19-14-4	16,005	77 Mar. 27	WINNIPEG	4-4	T	34-37-6	16,005
38 Dec. 30	PHILADELPHIA	3-6	L	19-15-4	16,005	78 Mar. 29	WINNIPEG	0-1	L	34-37-7	16,005
39 Jan. 1	@ Washington	7-4	W	20-15-4	18,130	79 Mar. 31	@ Vancouver	3-6	L	34-38-7	16,123
40 Jan. 2	@ NY Islanders	3-5	L	20-16-4	14,704	80 Apr. 1	@ Calgary	4-8	L	34-39-7	20,107

# KINGS 1990-91 SEASON IN REVIEW

**Record:** 46-24-10 (102 points)  
**Smythe Division Finish:** 1st

**General Manager:** Rogie Vachon  
**Head Coach:** Tom Webster  
**Captain:** Wayne Gretzky

SCORING						SCORING					
PLAYER	GP	G	A	PTS	PIM	PLAYER	GP	G	A	PTS	PIM
Wayne Gretzky	78	41	122	163	16	Mike Donnelly	53	7	5	12	41
Luc Robitaille	76	45	46	91	68	Rod Buskas	57	3	8	11	182
Tomas Sandstrom	68	45	44	89	106	Scott Bjugstad	31	2	4	6	12
Tony Granato	68	30	34	64	154	Mike Krushelnyski	15	1	5	6	10
Steve Duchesne	78	21	41	62	66	Frank Breault	17	1	4	5	6
Todd Elik	74	21	37	58	58	Bob Halkidis	34	1	3	4	133
Dave Taylor	73	23	30	53	148	Tim Watters	45	0	4	4	92
Rob Blake	75	12	34	46	125	Jim Thomson	8	1	0	1	19
Marty McSorley	61	7	32	39	221	Rene Chappdelaine	3	0	1	1	10
Bob Kudelski	72	23	13	36	46	Sylvain Couturier	3	0	1	1	0
Brian Benning	61	7	24	31	127	Rick Hayward	4	0	0	0	5
John Tonelli	71	14	16	30	49	Dennis Smith	4	0	0	0	4
Steve Kasper	67	9	19	28	33	Ilkka Sinisalo	7	0	0	0	2
Larry Robinson	62	1	22	23	16	Daniel Berthiaume	37	0	0	0	10
Brad Jones	53	9	11	20	57	Kelly Hrudey	47	0	0	0	14
Jay Miller	66	8	12	20	259	Team PIM					24
John McIntyre	56	8	5	13	115	Team Totals	80	340	577	917	2,228
GOALTENDER						GOALTENDING					
	GP	MIN	GA	SO	EN	SA	S%	AVG	W-L-OT		
Kelly Hrudey	47	2,730	132	3	4	1,321	.900	2.90	26-13-6		
Daniel Berthiaume	37	2,119	117	1	1	1,086	.892	3.31	20-11-4		
Empty Net Goals			5			5					
Team Totals	80	4,864	254	4	5	2,412	.895	3.13	46-24-10		



# KINGS 1991-92 SEASON IN REVIEW

**Record:** 35-31-14 (84 points)  
**Pacific Division Finish:** 2nd

**General Manager:** Rogie Vachon  
**Head Coach:** Tom Webster  
**Captain:** Wayne Gretzky

SCORING										
PLAYER	GP	G	A	PTS	PIM	PLAYER	GP	G	A	PTS
Wayne Gretzky	74	31	90	121	34	Scott Bjurgstad	22	2	4	6
Luc Robitaille	80	44	63	107	95	Darryl Sydor	18	1	5	6
Tony Granato	80	39	29	68	187	Paul Coffey	10	1	4	5
Jari Kurri	73	23	37	60	24	Brent Thompson	27	0	5	5
Mike Donnelly	80	29	16	45	20	Sylvain Couturier	14	3	1	4
Bob Kudelski	80	22	21	43	42	Jim Thomson	45	1	2	3
Corey Millen	46	20	21	41	44	Jeff Chychrun	26	0	3	3
Tomas Sandstrom	49	17	22	39	70	Frank Breault	6	1	0	1
Brian Benning	53	2	30	32	99	Dave Goverde	2	0	1	1
Dave Taylor	77	10	19	29	63	Ilkka Sinisalo	3	0	1	1
Marty McSorley	71	7	22	29	268	Steve Weeks	7	0	1	1
John McIntyre	73	5	19	24	100	Rene Chappellaine	16	0	1	1
Charlie Huddy	56	4	19	23	43	Kelly Hrudey	60	0	1	1
Rob Blake	57	7	13	20	102	Sean Whyte	3	0	0	0
Peter Ahola	71	7	12	19	101	Shawn McCosh	4	0	0	0
Larry Robinson	56	3	10	13	37	Rod Buskas	5	0	0	0
Jay Miller	67	4	7	11	249	Daniel Berthiaume	19	0	0	0
Randy Gilhen	33	3	6	9	14	Team PIM				10
Kyosti Karjalainen	28	1	8	9	12	<b>Team Totals</b>	<b>80</b>	<b>287</b>	<b>500</b>	<b>787</b>
Tim Watters	37	0	7	7	92					<b>2,161</b>
GOALTENDER										
	GP	MIN	GA	SO	EN	SA	S%	AVG	W-L-OT	
Kelly Hrudey	60	3,509	197	1	4	1,916	.897	3.37	26-17-13	
Daniel Berthiaume	19	979	66	0	2	541	.878	4.04	7-10-1	
Steve Weeks	7	252	17	0	1	136	.875	4.05	1-3-0	
Dave Goverde	2	120	9	0	0	63	.857	4.50	1-1-0	
Empty Net Goals			7			7				
<b>Team Totals</b>	<b>80</b>	<b>4,875</b>	<b>296</b>	<b>1</b>	<b>7</b>	<b>2,663</b>	<b>.889</b>	<b>3.64</b>	<b>35-31-14</b>	

## RESULTS

1 Oct. 4 @ Winnipeg	6-3	W	1-0-0	14,558	41 Jan. 9 @ Philadelphia	2-5	L	17-17-7	17,380
2 Oct. 6 @ Edmonton	2-2	T	1-0-1	16,962	42 Jan. 10 @ Washington	4-7	L	17-18-7	18,130
3 Oct. 8 EDMONTON	6-3	W	2-0-1	16,005	43 Jan. 12 @ New Jersey	2-5	L	17-19-7	13,489
4 Oct. 10 CALGARY	1-7	L	2-1-1	16,005	44 Jan. 14 SAN JOSE	3-3	T	17-19-8	16,005
5 Oct. 12 WINNIPEG	3-3	T	2-1-2	16,005	45 Jan. 16 WASHINGTON	2-2	T	17-19-9	16,005
6 Oct. 16 SAN JOSE	8-5	W	3-1-2	16,005	46 Jan. 22 @ Minnesota	3-3	T	17-19-10	15,841
7 Oct. 19 MINNESOTA	5-2	W	4-1-2	16,005	47 Jan. 23 @ St. Louis	6-5	W	18-19-10	17,808
8 Oct. 22 @ New Jersey	2-5	L	4-2-2	13,334	48 Jan. 25 CALGARY	4-3	W	19-19-10	16,005
9 Oct. 23 @ NY Rangers	2-7	L	4-3-2	16,910	49 Jan. 28 ST. LOUIS	3-3	T	19-19-11	16,005
10 Oct. 26 @ NY Islanders	4-2	W	5-3-2	10,255	50 Jan. 30 NY RANGERS	1-4	L	19-20-11	16,005
11 Oct. 28 @ Detroit	4-3	W	6-3-2	19,875	51 Feb. 1 CHICAGO	2-0	W	20-20-11	16,005
12 Oct. 30 @ Hartford	4-4	T	6-3-3	10,780	52 Feb. 4 NY ISLANDERS	1-2	L	20-21-11	16,005
13 Oct. 31 @ Boston	4-2	W	7-3-3	14,451	53 Feb. 6 HARTFORD	5-5	T	20-21-12	16,005
14 Nov. 2 @ Toronto	5-2	W	8-3-3	15,842	54 Feb. 8 @ Pittsburgh	4-3	W	21-21-12	16,164
15 Nov. 7 VANCOUVER	3-4	L	8-4-3	16,005	55 Feb. 9 @ Buffalo	5-4	W	22-21-12	16,325
16 Nov. 9 EDMONTON	4-4	T	8-4-4	16,005	56 Feb. 11 @ St. Louis	2-3	L	22-22-12	17,557
17 Nov. 11 @ Winnipeg	2-6	L	8-5-4	13,965	57 Feb. 13 @ Chicago	2-2	T	22-22-13	18,472
18 Nov. 12 @ Vancouver	2-8	L	8-6-4	16,123	58 Feb. 15 WASHINGTON	6-3	W	23-22-13	16,005
19 Nov. 14 BUFFALO	2-2	T	8-6-5	16,005	59 Feb. 17 BOSTON	6-3	W	24-22-13	16,005
20 Nov. 16 DETROIT	3-5	L	8-7-5	16,005	60 Feb. 19 @ Edmonton	3-4	L	24-23-13	17,503
21 Nov. 19 @ San Jose	3-2	OT W	9-7-5	10,888	61 Feb. 21 @ Calgary	7-9	L	24-24-13	20,133
22 Nov. 21 NY RANGERS	6-1	W	10-7-5	16,005	62 Feb. 23 @ Winnipeg	4-2	W	25-24-13	15,223
23 Nov. 23 SAN JOSE	6-4	W	11-7-5	16,005	63 Feb. 25 @ Vancouver	4-3	W	26-24-13	16,123
24 Nov. 26 TORONTO	4-4	T	11-7-6	16,005	64 Feb. 27 QUEBEC	4-2	W	27-24-13	16,005
25 Nov. 28 @ Calgary	3-5	L	11-8-6	20,133	65 Feb. 29 MONTREAL	5-3	W	28-24-13	16,005
26 Nov. 30 NEW JERSEY	1-4	L	11-9-6	16,005	66 Mar. 3 PHILADELPHIA	4-1	W	29-24-13	16,005
27 Dec. 3 @ San Jose	2-3	OT L	11-10-6	10,888	67 Mar. 4 @ San Jose	4-3	W	30-24-13	10,888
28 Dec. 5 @ Chicago	2-6	L	11-11-6	18,142	68 Mar. 7 PITTSBURGH	5-3	W	31-24-13	16,005
29 Dec. 7 @ Quebec	5-7	L	11-12-6	15,106	69 Mar. 9 TORONTO	4-1	W	32-24-13	16,005
30 Dec. 12 WINNIPEG	2-1	W	12-12-6	16,005	70 Mar. 11 @ Hartford	0-4	L	32-25-13	11,554
31 Dec. 14 VANCOUVER	4-4	T	12-12-7	16,005	71 Mar. 14 @ Montreal	2-5	L	32-26-13	17,959
32 Dec. 17 MINNESOTA	1-2	L	12-13-7	16,005	72 Mar. 15 @ Boston	1-5	L	32-27-13	14,448
33 Dec. 21 DETROIT	2-5	L	12-14-7	16,005	73 Mar. 17 WINNIPEG	5-4	W	33-27-13	16,005
34 Dec. 26 SAN JOSE	5-3	W	13-14-7	16,005	74 Mar. 19 BUFFALO	2-8	L	33-28-13	16,005
35 Dec. 28 @ Edmonton	9-4	W	14-14-7	17,503	75 Mar. 21 CALGARY	5-2	W	34-28-13	16,005
36 Dec. 29 @ Calgary	2-6	L	14-15-7	20,133	76 Mar. 26 @ Calgary	2-7	L	34-29-13	20,133
37 Dec. 31 VANCOUVER	3-5	L	14-16-7	16,005	77 Mar. 27 @ Winnipeg	4-6	L	34-30-13	15,568
38 Jan. 2 EDMONTON	5-3	W	15-16-7	16,005	78 Mar. 29 @ Edmonton	2-2	T	34-30-14	17,503
39 Jan. 4 PHILADELPHIA	7-3	W	16-16-7	16,005	79 Apr. 12 @ Vancouver	6-1	W	35-30-14	16,123
40 Jan. 7 @ Pittsburgh	5-2	W	17-16-7	16,164	80 Apr. 14 VANCOUVER	2-3	L	35-31-14	16,005

# KINGS 1992-93 SEASON IN REVIEW

**Record:** 39-35-10 (88 points)  
**Smythe Division Finish:** 3rd

**General Manager:** Nick Beverley  
**Head Coach:** Barry Melrose  
**Captain:** Wayne Gretzky/Luc Robitaille

SCORING										
PLAYER	GP	G	A	PTS	PIM	PLAYER	GP	G	A	PTS
Luc Robitaille	84	63	62	125	100	Robert Lang	11	0	5	5
Jari Kurri	82	27	60	87	38	Brent Thompson	30	0	4	4
Tony Granato	81	37	45	82	171	Kelly Hrudey	50	0	4	4
Mike Donnelly	84	29	40	69	45	Guy Leveque	12	2	1	3
Wayne Gretzky	45	16	49	65	6	Mark Hardy	11	0	3	3
Rob Blake	76	16	43	59	152	Peter Ahola	8	1	1	2
Paul Coffey	50	28	49	57	50	Sean Whyte	18	0	2	2
Tomas Sandstrom	39	25	27	52	57	Tim Watters	22	0	2	2
Alexei Zhitnik	78	12	36	48	80	Robb Stauber	31	0	2	2
Marty McSorley	81	15	26	41	399	Jeff Chychrun	17	0	1	1
Corey Millen	42	23	16	39	42	Marc Potvin	20	0	1	1
Darryl Sydor	80	6	23	29	63	Brandy Semchuk	1	0	0	0
Charlie Huddy	82	2	25	27	64	Dave Goverde	2	0	0	0
Lonnie Loach	50	10	13	23	27	Darryl Williams	2	0	0	0
Jimmy Carson	34	12	10	22	14	Frank Breault	4	0	0	0
Pat Conacher	81	9	8	17	20	Marc Fortier	6	0	0	0
Dave Taylor	48	6	9	15	49	Jim Thomson	9	0	0	0
Warren Rychel	70	6	7	13	314	Rick Knickle	10	0	0	0
Jim Hiller	40	6	6	12	90	Rene Chappellaine	13	0	0	0
John McIntyre	49	2	5	7	80	Team PIM				34
Bob Kudelski	15	3	3	6	8	<b>Team Totals</b>	<b>84</b>	<b>338</b>	<b>592</b>	<b>930</b>
Gary Shuchuk	25	2	4	6	16					<b>2,247</b>
GOALTENDER										
	GP	MIN	GA	SO	EN	SA	S%	AVG	W-L-OT	
Robb Stauber	31	1,735	111	0	1	987	.888	3.84	15-8-4	
Kelly Hrudey	50	2,718	175	2	4	1,552	.887	3.86	18-21-6	
Rick Knickle	10	532	35	0	0	292	.880	3.95	6-4-0	
Dave Goverde	2	98	13	0	1	51	.745	7.96	0-2-0	
Empty Net Goals			6			6				
<b>Team Totals</b>	<b>84</b>	<b>5,100</b>	<b>340</b>	<b>2</b>	<b>6</b>	<b>2,888</b>	<b>.882</b>	<b>4.00</b>	<b>39-35-10</b>	

## RESULTS

1	Oct. 6	@	Calgary	5-4	OT W	1-0-0	19,461	43	Jan. 12	@	Ottawa	3-2	W	22-16-5	10,500
2	Oct. 8		DETROIT	3-5	L	1-1-0	16,005	44	Jan. 14	@	New Jersey	1-7	L	22-17-5	13,586
3	Oct. 10		WINNIPEG	6-3	W	2-1-0	14,509	45	Jan. 16		WINNIPEG	2-5	L	22-18-5	16,005
4	Oct. 13		SAN JOSE	2-1	W	3-1-0	14,320	46	Jan. 19	@	Edmonton	5-4	W	23-18-5	16,686
5	Oct. 15		CALGARY	4-0	W	4-1-0	15,133	47	Jan. 21		VANCOUVER	4-5	L	23-19-5	16,005
6	Oct. 17		BOSTON	8-6	W	5-1-0	16,005	48	Jan. 23		NY RANGERS	3-8	L	23-20-5	16,005
7	Oct. 20	@	Calgary	2-6	L	5-2-0	19,169	49	Jan. 26		SAN JOSE	7-1	W	24-20-5	16,005
8	Oct. 23	@	Winnipeg	2-4	L	5-3-0	12,924	50	Jan. 28		CALGARY	1-2	L	24-21-5	16,005
9	Oct. 24	@	Minnesota	5-5	T	5-3-1	15,174	51	Jan. 30		CHICAGO	2-2	T	24-21-6	16,005
10	Oct. 27	@	NY Islanders	4-3	W	6-3-1	10,259	52	Feb. 2	@	Quebec	2-3	L	24-22-6	14,843
11	Oct. 29	@	Boston	3-8	L	6-4-1	14,448	53	Feb. 3	@	Montreal	2-7	L	24-23-6	17,164
12	Oct. 31	@	Hartford	7-1	W	7-4-1	9,244	54	Feb. 9		EDMONTON	3-6	L	24-24-6	16,005
13	Nov. 5		NEW JERSEY	5-2	W	8-4-1	14,592	55	Feb. 11		DETROIT	6-6	T	24-24-7	16,005
14	Nov. 7		BUFFALO	5-2	W	9-4-1	16,005	56	Feb. 13		WASHINGTON	3-10	L	24-25-7	16,005
15	Nov. 8	@	San Jose	11-4	W	10-4-1	11,089	57	Feb. 15		VANCOUVER	3-0	W	25-25-7	16,005
16	Nov. 10	@	Winnipeg	4-4	T	10-4-2	12,831	58	Feb. 16	@	Minnesota	10-5	W	26-25-7	14,911
17	Nov. 12		VANCOUVER	7-4	W	11-4-2	15,486	59	Feb. 18	@	Chicago	2-7	L	26-26-7	17,597
18	Nov. 14		EDMONTON	6-2	W	12-4-2	16,005	60	Feb. 20	@	Washington	3-7	L	26-27-7	17,812
19	Nov. 16	@	Vancouver	3-6	L	12-5-2	15,896	61	Feb. 22	@	Tampa Bay	5-2	W	27-27-7	10,425
20	Nov. 17	@	San Jose	0-6	L	12-6-2	11,089	62	Feb. 25	@	St. Louis	0-3	L	27-28-7	13,473
21	Nov. 19		CHICAGO	4-1	W	13-6-2	16,005	63	Feb. 27		TORONTO	2-4	L	27-29-7	16,005
22	Nov. 21		TORONTO	6-4	W	14-6-2	16,005	64	Mar. 2		CALGARY	6-2	W	28-29-7	16,005
23	Nov. 25	@	Edmonton	3-1	W	15-6-2	13,636	65	Mar. 4		OTTAWA	8-6	W	29-29-7	16,005
24	Nov. 27	@	Detroit	5-3	W	16-6-2	19,875	66	Mar. 6		EDMONTON	6-1	W	30-29-7	16,005
25	Nov. 28	@	Toronto	2-3	L	16-7-2	15,720	67	Mar. 9	@	NY Rangers	3-4	L	30-30-7	18,200
26	Dec. 1	@	Chicago	6-3	W	17-7-2	16,292	68	Mar. 11	@	Pittsburgh	3-4 OT	L	30-31-7	16,164
27	Dec. 3		PITTSBURGH	5-3	W	18-7-2	16,005	69	Mar. 15	@	Buffalo	4-2	W	31-31-7	13,799
28	Dec. 5		HARTFORD	7-3	W	19-7-2	16,005	70	Mar. 16		WINNIPEG	8-4	W	32-31-7	16,005
29	Dec. 8		MONTREAL	5-5	T	19-7-3	12,272	71	Mar. 18		NY ISLANDERS	7-4	W	33-31-7	16,005
30	Dec. 10		QUEBEC	4-5	L	19-8-3	15,221	72	Mar. 20		ST. LOUIS	3-2	W	34-31-7	16,005
31	Dec. 12		ST. LOUIS	6-3	W	20-8-3	16,005	73	Mar. 24	@	Vancouver	2-6	L	34-32-7	16,150
32	Dec. 15		TAMPA BAY	2-3	L	20-9-3	15,753	74	Mar. 26	@	Edmonton	4-1	W	35-32-7	17,503
33	Dec. 18	@	Edmonton	5-5	T	20-9-4	15,257	75	Mar. 28	@	Winnipeg	3-3	T	35-32-8	15,566
34	Dec. 19	@	Calgary	3-5	L	20-10-4	20,214	76	Mar. 29	@	Detroit	9-3	W	36-32-8	19,875
35	Dec. 22		VANCOUVER	2-6	L	20-11-4	16,005	77	Mar. 31	@	Toronto	5-5	T	36-32-9	15,720
36	Dec. 26	@	San Jose	2-7	L	20-12-4	11,089	78	Apr. 1	@	Philadelphia	3-1	W	37-32-9	17,380
37	Dec. 29		PHILADELPHIA	2-10	L	20-13-4	16,005	79	Apr. 3		MINNESOTA	0-3	L	37-33-9	16,005
38	Dec. 31	@	Vancouver	4-4	L	20-14-4	16,150	80	Apr. 6		CALGARY	3-3	T	37-33-10	16,005
39	Jan. 2		MONTREAL	5-5	T	20-14-5	16,005	81	Apr. 8		SAN JOSE	2-1	W	38-33-10	16,005
40	Jan. 6		TAMPA BAY	3-6	L	20-15-5	16,005	82	Apr. 10	@	San Jose	3-2 OT	W	39-33-10	11,089
41	Jan. 8	@	Winnipeg	3-6	L	20-16-5	14,036	83	Apr. 13	@	Vancouver	4-7	L	39-34-10	16,150
42	Jan. 10	@	Chicago	5-4	W	21-16-5	17,705	84	Apr. 15		VANCOUVER	6-8	L	39-35-10	16,005

# KINGS 1993-94 SEASON IN REVIEW

**Record:** 27-45-12 (66 points)  
**Pacific Division Finish:** 5th

**General Manager:** Nick Beverley  
**Head Coach:** Barry Melrose  
**Captain:** Wayne Gretzky

SCORING										
PLAYER	GP	G	A	PTS	PIM	PLAYER	GP	G	A	PTS
Wayne Gretzky	81	38	92	130	20	Gary Shuchuk	56	3	4	7
Luc Robitaille	83	44	42	86	86	Dominic Lavoie	8	3	3	6
Jari Kurri	81	31	46	77	48	Brian Reynolds	20	1	3	4
Rob Blake	84	20	48	68	137	Mark Hardy	16	0	3	3
Alexei Zhitnik	81	12	40	52	101	Dan Currie	5	1	1	2
Mike Donnelly	81	21	21	42	34	Jim Paek	18	1	1	2
Tomas Sandstrom	51	17	24	41	59	Phil Crowe	31	0	2	2
Darryl Sydor	84	8	27	35	94	Keith Redmond	12	1	0	1
John Druce	55	14	17	31	50	Brent Thompson	24	1	0	1
Pat Conacher	77	15	13	28	71	Bob Jay	3	0	1	1
Shawn McEachern	49	8	13	21	24	Guy Leveque	5	0	1	1
Tony Granato	50	7	14	21	150	Rob Murphy	8	0	1	1
Warren Rychel	80	10	9	19	322	Kelly Hrudey	64	0	1	1
Robert Lang	32	9	10	19	10	Dave Goverde	1	0	0	0
Charlie Huddy	79	5	13	18	71	Justin Hocking	1	0	0	0
Jimmy Carson	25	4	7	11	2	Marc Potvin	3	0	0	0
Kevin Todd	12	3	8	11	8	Rick Knickle	4	0	0	0
Marty McSorley	18	4	6	10	55	Dave Thominson	7	0	0	0
Tim Watters	60	1	9	10	67	Donald Dufresne	9	0	0	0
Dixon Ward	34	6	2	8	45	Robb Stauber	22	0	0	0
Doug Houda	54	2	6	8	165	Team PIM				14
Dave Taylor	33	4	3	7	28	<b>Team Totals</b>	<b>84</b>	<b>294</b>	<b>491</b>	<b>785</b>
GOALTENDER										
PLAYER	GP	MIN	GA	SO	EN	SA	%	AVG	W-L-OT	
Rick Knickle	4	174	9	0	2	71	.873	3.10	1-2-0	
Robb Stauber	22	1,144	65	1	2	706	.908	3.41	4-11-5	
Kelly Hrudey	64	3,713	228	1	9	2,219	.897	3.68	22-31-7	
Dave Goverde	1	60	7	0	0	37	.811	7.00	0-1-0	
Empty Net Goals			13			13				
<b>Team Totals</b>	<b>84</b>	<b>5,124</b>	<b>322</b>	<b>2</b>	<b>13</b>	<b>3,046</b>	<b>.894</b>	<b>3.77</b>	<b>27-45-12</b>	

## RESULTS

1 Oct. 6	VANCOUVER	2-5	L	0-1-0	16,005	43 Jan. 15	@ New Jersey	5-3	W	18-21-4	19,040
2 Oct. 9	DETROIT	10-3	W	1-1-0	16,005	44 Jan. 16	@ Philadelphia	2-5	L	18-22-4	17,380
3 Oct. 10	SAN JOSE	5-2	W	2-1-0	13,018	45 Jan. 18	@ Dallas	3-5	L	18-23-4	16,914
4 Oct. 12	NY ISLANDERS	7-5	W	3-1-0	14,035	46 Jan. 24	@ Calgary*	3-3	T	18-23-5	14,684
5 Oct. 14	EDMONTON	4-4	T	3-1-1	14,813	47 Jan. 25	WINNIPEG	4-4	T	18-23-6	16,005
6 Oct. 16	CALGARY	8-4	W	4-1-1	16,005	48 Jan. 27	NY RANGERS	4-5	OT	18-24-6	16,005
7 Oct. 19	@ Florida	2-2	T	4-1-2	14,317	49 Jan. 29	ANAHEIM	5-1	W	19-24-6	16,005
8 Oct. 20	@ Tampa Bay	4-3	W	5-1-2	21,536	50 Jan. 31	@ Vancouver	1-3	L	19-25-6	16,040
9 Oct. 22	@ Washington	3-6	L	5-2-2	17,017	51 Feb. 2	@ Edmonton	4-6	L	19-26-6	14,238
10 Oct. 24	@ NY Rangers	2-3	L	5-3-2	18,200	52 Feb. 5	CALGARY	4-5	OT	19-27-6	16,005
11 Oct. 26	@ NY Islanders	0-7	L	5-4-2	11,417	53 Feb. 9	CHICAGO	4-2	W	20-27-6	16,005
12 Oct. 27	@ Detroit	3-8	L	5-5-2	19,875	54 Feb. 11	@ Anaheim	5-3	W	21-27-6	17,174
13 Oct. 29	@ Winnipeg	4-3	OT	6-5-2	13,944	55 Feb. 12	WASHINGTON	1-6	L	21-28-6	16,005
14 Nov. 3	NEW JERSEY	3-2	W	7-5-2	16,005	56 Feb. 14	BOSTON	2-3	OT	21-29-6	16,005
15 Nov. 6	PITTSBURGH	8-3	W	8-5-2	16,005	57 Feb. 18	PHILADELPHIA	3-4	L	21-30-6	16,005
16 Nov. 9	@ Calgary	2-3	L	8-6-2	19,169	58 Feb. 19	@ San Jose	3-4	L	21-31-6	17,190
17 Nov. 10	@ Vancouver	0-4	L	8-7-2	16,150	59 Feb. 21	TORONTO	4-6	L	21-32-6	16,005
18 Nov. 13	ST. LOUIS	6-3	W	9-7-2	16,005	60 Feb. 23	DALLAS	0-0	T	21-32-7	16,005
19 Nov. 18	TORONTO	2-3	L	9-8-2	16,005	61 Feb. 25	@ Edmonton	5-5	T	21-32-8	17,225
20 Nov. 20	@ St. Louis	1-4	L	9-9-2	18,068	62 Feb. 26	@ Calgary	2-4	L	21-33-8	20,230
21 Nov. 21	@ Dallas	4-7	L	9-10-2	16,914	63 Feb. 28	MONTREAL	3-3	T	21-33-9	16,005
22 Nov. 25	@ Quebec	6-8	L	9-11-2	14,897	64 Mar. 2	@ Hartford	4-1	W	22-33-9	10,607
23 Nov. 27	@ Montreal	0-4	L	9-12-2	17,959	65 Mar. 3	@ Boston	4-6	L	22-34-9	14,448
24 Nov. 30	WINNIPEG	6-8	L	9-13-2	16,005	66 Mar. 6	@ Chicago	3-2	T	22-34-10	18,472
25 Dec. 2	ANAHEIM	3-3	W	10-13-2	16,005	67 Mar. 9	CHICAGO	0-4	L	22-35-10	16,005
26 Dec. 4	TAMPA BAY	4-5	L	10-14-2	15,091	68 Mar. 12	BUFFALO	3-5	L	22-36-10	16,005
27 Dec. 8	FLORIDA	5-6	L	10-15-2	14,752	69 Mar. 15	OTTAWA	7-0	W	23-36-10	16,005
28 Dec. 11	ST. LOUIS	9-1	W	11-15-2	16,005	70 Mar. 16	@ Anaheim	2-5	L	23-37-10	17,174
29 Dec. 13	@ Ottawa	2-5	L	11-16-2	10,575	71 Mar. 19	SAN JOSE	2-1	W	24-37-10	16,005
30 Dec. 14	@ Pittsburgh	2-4	L	11-17-2	17,009	72 Mar. 20	@ San Jose	6-6	T	24-37-11	17,190
31 Dec. 17	@ Buffalo	0-2	L	11-18-2	16,284	73 Mar. 23	VANCOUVER	3-6	L	24-38-11	16,005
32 Dec. 18	@ Toronto	1-4	L	11-19-2	15,728	74 Mar. 25	@ Edmonton	4-3	OT	25-38-11	17,503
33 Dec. 20	@ Calgary	5-4	OT	12-19-2	20,230	75 Mar. 27	@ Vancouver	3-4	L	25-39-11	16,150
34 Dec. 23	DALLAS	1-2	L	12-20-2	16,005	76 Mar. 30	ANAHEIM	2-5	L	25-40-11	16,005
35 Dec. 26	@ Anaheim	3-2	W	13-20-2	17,174	77 Apr. 2	EDMONTON	3-5	L	25-41-11	14,108
36 Dec. 28	VANCOUVER	6-5	W	14-20-2	16,005	78 Apr. 3	EDMONTON*	6-1	W	26-41-11	10,363
37 Dec. 31	@ Detroit	4-4	T	14-20-3	19,875	79 Apr. 5	SAN JOSE	1-2	L	26-42-11	14,441
38 Jan. 1	@ Toronto	7-4	W	15-20-3	15,728	80 Apr. 7	@ St. Louis	2-6	L	26-43-11	17,816
39 Jan. 4	QUEBEC	5-1	W	16-20-3	16,005	81 Apr. 9	@ Winnipeg	3-4	L	26-44-11	15,567
40 Jan. 8	DETROIT	3-6	L	16-21-3	16,005	82 Apr. 10	@ Chicago	1-2	L	26-45-11	18,472
41 Jan. 11	@ San Jose	2-2	T	16-21-4	17,190	83 Apr. 13	CALGARY	6-4	W	27-45-11	14,444
42 Jan. 12	HARTFORD	6-4	W	17-21-4	16,005	84 Apr. 14	EDMONTON	2-2	T	27-45-12	16,005

\* Neutral site game played in Phoenix, AZ  
 # Neutral site game played in Sacramento, CA

# KINGS 1994-95 SEASON IN REVIEW

**Record:** 16-23-9 (41 points)  
**Pacific Division Finish:** 4th

**General Manager:** Sam McMaster  
**Head Coach:** Barry Melrose (13-21-7)/  
 Rogie Vachon (3-2-2)  
**Captain:** Wayne Gretzky

SCORING										
PLAYER	GP	G	A	PTS	PIM	PLAYER	GP	G	A	PTS
Wayne Gretzky	48	11	37	48	6	Troy Crowder	29	1	2	3
Rick Tocchet	36	18	17	35	70	Mike Donnelly	9	1	1	2
Dan Quinn	44	14	17	31	32	Sean O'Donnell	15	0	2	2
Jari Kurri	38	10	19	29	24	Jeff Shevalier	1	0	0	1
Tony Granato	33	13	11	24	68	Philippe Boucher	6	1	0	1
Darryl Sydor	48	4	19	23	36	Matt Johnson	14	1	0	1
Marty McSorley	41	3	18	21	83	Arto Blomsten	4	0	1	1
John Druce	43	15	5	20	20	Charlie Huddy	9	0	1	1
Randy Burridge	38	4	15	19	8	Pauli Jaks	1	0	0	0
Michel Petit	40	5	12	17	84	Eric Lavigne	1	0	0	0
Eric Lacroix	45	9	7	16	54	Robb Stauber	1	0	0	0
Pat Conacher	48	7	9	16	12	Dave Thominson	1	0	0	0
Robert Lang	36	4	8	12	4	Tim Watters	1	0	0	0
Rob Blake	24	4	7	11	38	Rob Brown	2	0	0	0
Kevin Todd	33	3	8	11	12	Jamie Storr	5	0	0	0
Gary Shuchuk	22	3	6	9	6	Warren Rychel	7	0	0	0
Rob Cowie	32	2	7	9	20	Grant Fuhr	14	0	0	0
Chris Snell	32	2	7	9	22	Denis Tsygurov	21	0	0	0
Alexei Zhitnik	11	2	5	7	27	Kelly Hrudey	35	0	0	0
Yanic Perreault	26	2	5	7	20	Team PIM				18
Kevin Brown	23	2	3	5	18	<b>Team Totals</b>	<b>48</b>	<b>142</b>	<b>249</b>	<b>391</b>
GOALTENDER										
PLAYER	GP	MIN	GA	SO	EN	SA	%	AVG	W-L-OT	
Pauli Jaks	1	40	2	0	0	25	.920	3.00	0-0-0	
Kelly Hrudey	35	1,894	99	0	3	1,099	.910	3.14	14-13-5	
Jamie Storr	5	263	17	0	1	152	.888	3.88	1-3-1	
Grant Fuhr	14	698	47	0	3	379	.876	4.04	1-7-3	
Robb Stauber	1	16	2	0	0	6	.667	7.50	0-0-0	
Empty Net Goals			7			7				
<b>Team Totals</b>	<b>48</b>	<b>2,925</b>	<b>174</b>	<b>0</b>	<b>7</b>	<b>1,668</b>	<b>.896</b>	<b>3.57</b>	<b>16-23-9</b>	

## RESULTS

1	Jan. 20	TORONTO	3-3	T	0-0-1	16,005	25	Mar. 16	ST. LOUIS	2-2	T	8-12-5	15,432
2	Jan. 22	EDMONTON	3-4	L	0-1-1	13,160	26	Mar. 18	TORONTO	3-5	L	8-13-5	16,005
3	Jan. 24	DALLAS	2-4	L	0-2-1	12,358	27	Mar. 20	ST. LOUIS	5-3	W	9-13-5	14,393
4	Jan. 26	@ St. Louis	1-3	L	0-3-1	20,282	28	Mar. 21	@ Anaheim	3-3	T	9-13-6	17,174
5	Jan. 28	WINNIPEG	4-2	W	1-3-1	15,115	29	Mar. 25	SAN JOSE	1-3	L	9-14-6	16,005
6	Jan. 29	CHICAGO	3-6	L	1-4-1	13,241	30	Mar. 26	@ San Jose	7-3	W	10-14-6	17,190
7	Feb. 4	DETROIT	4-3	W	2-4-1	16,005	31	Mar. 28	@ Calgary	5-3	W	11-14-6	19,647
8	Feb. 5	ANAHEIM	2-3	L	2-5-1	16,005	32	Mar. 29	@ Vancouver	2-5	L	11-15-6	13,861
9	Feb. 7	@ St. Louis	5-5	T	2-5-2	18,420	33	Apr. 1	WINNIPEG	7-7	T	11-15-7	16,005
10	Feb. 11	@ Toronto	5-2	W	3-5-2	15,746	34	Apr. 3	EDMONTON	7-2	W	12-15-7	16,005
11	Feb. 12	@ Detroit	4-4	T	3-5-3	19,875	35	Apr. 6	DALLAS	3-2	W	13-15-7	15,125
12	Feb. 15	@ Dallas	3-1	W	4-5-3	16,924	36	Apr. 7	@ Calgary	4-7	L	13-16-7	20,230
13	Feb. 17	SAN JOSE	0-2	L	4-6-3	16,005	37	Apr. 9	@ Anaheim	1-5	L	13-17-7	17,174
14	Feb. 18	VANCOUVER	2-6	L	4-7-3	16,005	38	Apr. 12	CALGARY	1-4	L	13-18-7	16,005
15	Feb. 20	@ Vancouver	2-8	L	4-8-3	13,423	39	Apr. 16	@ San Jose	0-2	L	13-19-7	17,190
16	Feb. 23	CALGARY	3-3	T	4-8-4	15,206	40	Apr. 17	@ Calgary	2-5	L	13-20-7	20,010
17	Feb. 25	@ Edmonton	4-3	W	5-8-4	16,945	41	Apr. 19	@ Edmonton	0-2	L	13-21-7	15,403
18	Feb. 28	CHICAGO	4-8	L	5-9-4	15,824	42	Apr. 21	EDMONTON	3-3	T	13-21-8	15,624
19	Mar. 4	VANCOUVER	4-5	L	5-10-4	16,005	43	Apr. 23	ANAHEIM	2-2	T	13-21-9	16,005
20	Mar. 6	@ Dallas	2-8	L	5-11-4	16,415	44	Apr. 25	DETROIT	5-1	W	14-21-9	16,005
21	Mar. 9	@ Chicago	4-3	W	6-11-4	21,356	45	Apr. 28	@ San Jose	0-4	L	14-22-9	17,190
22	Mar. 11	Winnipeg	4-2	W	7-11-4	15,255	46	Apr. 30	ANAHEIM	2-1	W	15-22-9	16,005
23	Mar. 13	Toronto	4-1	W	8-11-4	15,746	47	May 2	@ Winnipeg	2-1	W	16-22-9	15,562
24	Mar. 14	@ Detroit	2-5	L	8-12-4	19,875	48	May 3	@ Chicago	1-5	L	16-23-9	20,874



# KINGS 1995-96 SEASON IN REVIEW

**Record:** 24-40-18 (66 points)  
**Pacific Division Finish:** 6th

**General Manager:** Sam McMaster  
**Head Coach:** Larry Robinson  
**Captain:** Wayne Gretzky

SCORING						PLAYER					
PLAYER	GP	G	A	PTS	PIM	PLAYER	GP	G	A	PTS	PIM
Wayne Gretzky	62	15	66	81	32	Denis Tsygurov	18	1	5	6	22
Dimitri Khristich	76	27	37	64	44	Barry Potomski	33	3	2	5	104
Vitali Yachmenev	80	19	34	53	16	Steven Finn	50	3	2	5	102
Yanic Perreault	78	25	24	49	16	Ian Laperriere	10	2	3	5	15
Kevin Todd	74	16	27	43	38	Jan Vopat	11	1	4	5	4
Jari Kurri	57	17	23	40	37	Rob Blake	6	1	2	3	8
Rick Tocchet	44	13	23	36	117	Steve Larouche	7	1	2	3	37
Tony Granato	49	17	18	35	46	Shane Churla	11	1	2	3	3
Eric Lacroix	72	16	16	32	110	Jaroslav Modry	9	0	3	3	6
Marty McSorley	59	10	21	31	148	Patrice Tardif	15	1	1	2	37
Philippe Boucher	53	7	16	23	31	Kevin Brown	7	1	0	1	4
Robert Lang	68	6	16	22	10	Troy Crowder	15	1	0	1	42
John Druce	64	9	12	21	14	Doug Zmolek	16	1	0	1	22
John Slaney	31	6	11	17	10	Arto Blomsten	2	0	1	1	0
Gary Shuchuk	33	4	10	14	12	Michel Petit	9	0	1	1	27
Kevin Stevens	20	3	10	13	22	Mattias Norstrom	11	0	1	1	18
Darryl Sydor	58	1	11	12	34	Matt Johnson	1	0	0	0	5
Vladimir Tsyplakov	23	5	5	10	4	Ruslan Batyrshin	2	0	0	0	6
Rob Cowie	46	5	5	10	32	Dan Bylsma	4	0	0	0	0
Craig Johnson	11	5	4	9	6	Jamie Storr	5	0	0	0	0
Pat Conacher	35	5	2	7	18	Kelly Hrudey	36	0	0	0	4
Sean O'Donnell	71	2	5	7	127	Byron Dafeo	47	0	0	0	6
Aki Berg	51	0	7	7	29	Team PIM					18
Ray Ferraro	11	4	2	6	10	<b>Team Totals</b>	<b>82</b>	<b>256</b>	<b>438</b>	<b>694</b>	<b>1,460</b>
Nathan LaFayette	12	2	4	6	6						
GOALTENDER						GOALTENDER					
GP	MIN	GA	SO	EN	SA	S%	AVG	W-L-OT			
Jamie Storr	5	262	12	0	0	147	.918	2.75	3-1-0		
Kelly Hrudey	36	2,077	113	0	2	1,214	.907	3.26	7-15-10		
Byron Dafeo	47	2,666	172	1	3	1,539	.888	3.87	14-24-8		
Empty Net Goals			5			5					
<b>Team Totals</b>	<b>82</b>	<b>5,025</b>	<b>302</b>	<b>1</b>	<b>5</b>	<b>2,905</b>	<b>.896</b>	<b>3.61</b>	<b>24-40-18</b>		

## RESULTS

1 Oct. 7	COLORADO	4-2	W	1-0-0	16,005	42 Jan. 8	@ Dallas	4-4	T	16-16-10	15,283
2 Oct. 10	CHICAGO	6-5 OT	W	2-0-0	12,202	43 Jan. 10	@ Toronto	4-5	L	16-17-10	15,746
3 Oct. 12	VANCOUVER	7-7	T	2-0-1	13,486	44 Jan. 12	@ Detroit	2-3	L	16-18-10	19,983
4 Oct. 15	@ Vancouver	3-3	T	2-0-2	19,024	45 Jan. 14	@ Chicago	2-5	L	16-19-10	21,850
5 Oct. 18	PHILADELPHIA	1-1	T	2-0-3	15,452	46 Jan. 16	CALGARY	5-5	T	16-19-11	12,235
6 Oct. 20	@ Washington	7-4	W	3-0-3	18,130	47 Jan. 22	@ NY Rangers	1-3	L	16-20-11	18,200
7 Oct. 21	@ Pittsburgh	3-2 OT	W	4-0-3	17,181	48 Jan. 23	@ New Jersey	1-3	L	16-21-11	19,040
8 Oct. 23	@ Montreal	3-6	L	4-1-3	16,811	49 Jan. 25	@ Hartford	2-8	L	16-22-11	13,757
9 Oct. 26	@ Ottawa	4-5	L	4-2-3	10,575	50 Jan. 27	ANAHEIM	5-4	W	17-22-11	15,629
10 Oct. 28	@ Toronto	2-2	T	4-2-4	15,746	51 Jan. 31	HARTFORD	4-6	L	17-23-11	11,775
11 Oct. 31	CALGARY	1-2	L	4-3-4	11,241	52 Feb. 1	@ San Jose	6-6	T	17-23-12	17,190
12 Nov. 2	NY RANGERS	5-3	W	5-3-4	13,358	53 Feb. 3	@ Calgary	1-2	L	17-24-12	18,923
13 Nov. 4	NEW JERSEY	2-4	L	5-4-4	15,540	54 Feb. 6	CHICAGO	2-5	L	17-25-12	13,832
14 Nov. 7	@ St. Louis	1-0	W	6-4-4	16,640	55 Feb. 8	TORONTO	4-3	W	18-25-12	12,159
15 Nov. 8	@ Dallas	3-3	T	6-4-5	16,713	56 Feb. 10	SAN JOSE	1-6	L	18-26-12	12,735
16 Nov. 11	PITTSBURGH	3-2	W	7-4-5	16,005	57 Feb. 13	@ Detroit	4-9	L	18-27-12	19,983
17 Nov. 13	@ Anaheim	4-2	W	8-4-5	17,174	58 Feb. 14	@ Buffalo	2-2	T	18-27-13	13,526
18 Nov. 14	DETROIT	5-6	L	8-5-5	14,154	59 Feb. 17	ANAHEIM	1-2 OT	L	18-28-13	16,005
19 Nov. 16	NY ISLANDERS	9-2	W	9-5-5	13,427	60 Feb. 19	BOSTON	3-3	T	18-28-14	13,714
20 Nov. 18	FLORIDA	3-2	W	10-5-5	13,346	61 Feb. 21	@ Edmonton	2-7	L	18-29-14	13,537
21 Nov. 21	@ Philadelphia	2-5	L	10-6-5	17,380	62 Feb. 23	@ Colorado	2-6	L	18-30-14	16,061
22 Nov. 22	@ NY Islanders	2-5	L	10-7-5	11,532	63 Feb. 24	@ St. Louis	2-2	T	18-30-15	20,141
23 Nov. 24	@ Boston	1-2	L	10-8-5	17,565	64 Feb. 26	@ Winnipeg	3-4	L	18-31-15	13,107
24 Nov. 26	@ Florida	1-5	L	10-9-5	14,703	65 Feb. 28	TAMPA BAY	1-5	L	18-32-15	11,405
25 Nov. 27	@ Tampa Bay	0-2	L	10-10-5	16,415	66 Mar. 2	MONTREAL	5-4	W	19-32-15	14,377
26 Nov. 30	WASHINGTON	3-2	W	11-10-5	12,305	67 Mar. 6	EDMONTON	3-2	W	20-32-15	11,401
27 Dec. 2	DALLAS	2-2	T	11-10-6	13,864	68 Mar. 8	@ Chicago	4-2	W	21-32-15	22,005
28 Dec. 6	WINNIPEG	6-3	W	12-10-6	12,105	69 Mar. 10	@ Anaheim	2-3	L	21-33-15	17,174
29 Dec. 9	@ St. Louis	1-2	L	12-11-6	14,202	70 Mar. 13	BUFFALO	2-6	L	21-34-15	11,235
30 Dec. 11	@ Calgary	2-6	L	12-12-6	17,349	71 Mar. 16	EDMONTON	2-5	L	21-35-15	12,758
31 Dec. 13	OTTAWA	6-2	W	13-12-6	11,221	72 Mar. 18	ST. LOUIS	1-3	L	21-36-15	16,005
32 Dec. 16	TORONTO	3-6	T	13-13-6	14,363	73 Mar. 20	COLORADO	2-5	L	21-37-15	11,801
33 Dec. 20	VANCOUVER	2-2	T	13-13-7	13,175	74 Mar. 23	DALLAS	4-4	T	21-37-16	12,645
34 Dec. 22	@ San Jose	3-4	L	13-14-7	17,190	75 Mar. 25	@ Vancouver	1-4	L	21-38-16	18,422
35 Dec. 23	COLORADO	2-2	T	13-14-8	14,673	76 Mar. 27	@ Edmonton	3-3	T	21-38-17	11,888
36 Dec. 27	ANAHEIM	7-1	W	14-14-8	16,005	77 Mar. 29	@ Calgary	4-3	W	22-38-17	18,280
37 Dec. 29	@ Edmonton	4-5 OT	L	14-15-8	16,437	78 Apr. 3	DETROIT	2-2	T	22-38-18	14,663
38 Dec. 31	@ Anaheim	2-2	T	14-15-9	17,174	79 Apr. 6	VANCOUVER	2-4	L	22-39-18	13,864
39 Jan. 3	WINNIPEG	4-5	L	14-16-9	12,675	80 Apr. 10	SAN JOSE	6-2	W	23-39-18	12,862
40 Jan. 5	@ San Jose	5-2	W	15-16-9	17,190	81 Apr. 12	@ Winnipeg	3-5	L	23-40-18	15,567
41 Jan. 6	SAN JOSE	7-5	W	16-16-9	14,701	82 Apr. 14	@ Colorado	5-4 OT	W	24-40-18	16,061

# KINGS 1996-97 SEASON IN REVIEW

**Record:** 28-43-11 (67 points)  
**Pacific Division Finish:** 6th

**General Manager:** Sam McMaster  
**Head Coach:** Larry Robinson  
**Captain:** Rob Blake

SCORING						PLAYER					
PLAYER	GP	G	A	PTS	PIM	PLAYER	GP	G	A	PTS	PIM
Dimitri Khristich	75	19	37	56	38	Craig Johnson	31	4	3	7	26
Ray Ferraro	81	25	21	46	112	Brent Grieve	18	4	2	6	15
Ed Olczyk	67	21	23	44	45	Jaroslav Modry	30	3	3	6	25
Vladimir Tsyplakov	67	14	23	39	12	Barry Potomski	26	3	2	5	93
Kevin Stevens	69	14	20	34	96	Steven Finn	54	2	3	5	84
Vitali Yachmenev	65	10	22	32	10	Nathan LaFayette	15	1	3	4	8
Rob Blake	62	8	23	31	82	Matt Johnson	52	1	3	4	194
Kai Nurminen	67	16	11	27	22	Petr Klima	8	0	4	4	2
Yanic Perreault	41	11	14	25	20	Neal Broten	19	0	4	4	0
Philippe Boucher	60	7	18	25	25	Paul DiPietro	6	1	0	1	6
Ian Laperriere	62	8	15	23	102	Doug Zmolek	57	1	0	1	116
Mattias Norstrom	80	1	21	22	84	J.C. Bergeron	1	0	0	0	0
Sean O'Donnell	55	5	12	17	144	Chris Marinucci	1	0	0	0	0
Brad Smyth	44	8	8	16	74	Jason Morgan	3	0	0	0	0
John Slaney	32	3	11	14	4	Jamie Storr	5	0	0	0	0
Jeff Shevalier	26	4	9	13	6	Steve McKenna	9	0	0	0	37
Roman Vopat	29	4	5	9	60	Byron Dafeo	40	0	0	0	0
Jan Vopat	33	4	5	9	22	Stephane Fiset	44	0	0	0	2
Dan Bylsma	79	3	6	9	32	Team PIM					8
Glen Murray	11	5	3	8	8	<b>Team Totals</b>	<b>82</b>	<b>214</b>	<b>340</b>	<b>554</b>	<b>1,638</b>
Aki Berg	41	2	6	8	24						
GOALTENDER						GOALTENDER					
GP	MIN	GA	SO	EN	SA	S%	AVG	W-L-OT			
Jamie Storr	5	265	11	0	1	147	.925	2.49	2-1-1		
Byron Dafeo	40	2,162	112	0	4	1,178	.905	3.11	13-17-5		
Stephane Fiset	44	2,482	132	4	4	1,410	.906	3.19	13-24-5		
J.C. Bergeron	1	56	4	0	0	35	.886	4.29	0-1-0		
Empty Net Goals			9			9					
<b>Team Totals</b>	<b>82</b>	<b>4,985</b>	<b>268</b>	<b>4</b>	<b>9</b>	<b>2,779</b>	<b>.904</b>	<b>3.23</b>	<b>28-43-11</b>		

## RESULTS

1	Oct. 4	NY ISLANDERS	1-0	W	1-0-0	15,757	42	Jan. 9	BUFFALO	6-3	W	15-23-4	11,293	
2	Oct. 6	SAN JOSE	6-7	OT	L	1-1-0	10,114	43	Jan. 11	ST. LOUIS	2-1	W	16-23-4	13,945
3	Oct. 9	@ Montreal	3-6	L	1-2-0	20,218	44	Jan. 14	@ Detroit	3-3	T	16-23-5	19,983	
4	Oct. 10	@ Philadelphia	4-5	OT	L	1-3-0	18,110	45	Jan. 15	@ Toronto	3-2	W	17-23-5	15,726
5	Oct. 12	@ Washington	4-3	W	2-3-0	12,297	46	Jan. 21	NEW JERSEY	1-4	L	17-24-5	11,511	
6	Oct. 15	PHILADELPHIA	3-2	W	3-3-0	10,505	47	Jan. 22	@ San Jose	2-7	L	17-25-5	17,422	
7	Oct. 17	BOSTON	4-2	W	4-3-0	9,806	48	Jan. 25	ANAHEIM	2-2	T	17-25-6	16,005	
8	Oct. 20	@ Chicago	1-2	L	4-4-0	16,794	49	Jan. 27	@ Dallas	2-7	L	17-26-6	15,306	
9	Oct. 21	@ Detroit	0-3	L	4-5-0	19,849	50	Jan. 29	@ Colorado	3-6	L	17-27-6	16,061	
10	Oct. 24	EDMONTON	2-8	L	4-6-0	10,195	51	Jan. 30	HARTFORD	5-3	W	18-27-6	11,036	
11	Oct. 26	CALGARY	0-0	T	4-6-1	12,787	52	Feb. 2	CHICAGO	2-3	L	18-28-6	14,135	
12	Oct. 29	@ Toronto	5-2	W	5-6-1	15,489	53	Feb. 3	@ Calgary	3-2	W	19-28-6	16,328	
13	Oct. 30	@ Ottawa	2-2	T	5-6-2	13,053	54	Feb. 5	@ San Jose	2-3	L	19-29-6	17,442	
14	Nov. 2	@ Hartford	3-2	W	6-6-2	13,425	55	Feb. 9	@ Dallas	1-2	OT	19-30-6	15,751	
15	Nov. 4	@ Boston	4-4	T	6-6-3	13,291	56	Feb. 11	@ Colorado	1-3	L	19-31-6	16,061	
16	Nov. 7	MONTREAL	4-1	W	7-6-3	10,273	57	Feb. 13	TORONTO	4-4	T	19-31-7	9,189	
17	Nov. 8	@ Anaheim	4-7	L	7-7-3	17,174	58	Feb. 15	EDMONTON	2-2	T	19-31-8	12,027	
18	Nov. 14	TORONTO	4-1	W	8-7-3	12,162	59	Feb. 17	DALLAS	1-2	L	19-32-8	11,854	
19	Nov. 17	@ Chicago	4-2	W	9-7-3	18,584	60	Feb. 18	@ Phoenix	1-6	L	19-33-8	15,828	
20	Nov. 19	@ Tampa Bay	0-3	L	9-8-3	16,456	61	Feb. 20	ANAHEIM	3-1	W	20-33-8	12,184	
21	Nov. 20	@ Florida	1-4	L	9-9-3	14,703	62	Feb. 22	VANCOUVER	4-0	W	21-33-8	12,420	
22	Nov. 23	DETROIT	0-6	L	9-10-3	16,005	63	Feb. 25	COLORADO	3-1	W	22-33-8	10,832	
23	Nov. 27	@ Edmonton	5-1	W	10-10-3	14,039	64	Feb. 27	EDMONTON	6-3	W	23-33-8	12,115	
24	Nov. 28	@ Calgary	0-2	L	10-11-3	15,367	65	Mar. 1	@ Vancouver	3-0	W	24-33-8	17,492	
25	Nov. 30	CHICAGO	3-5	L	10-12-3	16,005	66	Mar. 4	@ Edmonton	1-4	L	24-34-8	14,671	
26	Dec. 3	@ Phoenix	4-1	W	11-12-3	14,423	67	Mar. 6	NY RANGERS	2-6	L	24-35-8	16,005	
27	Dec. 5	TAMPA BAY	1-2	L	11-13-3	11,610	68	Mar. 8	OTTAWA	3-1	W	25-35-8	12,086	
28	Dec. 7	COLORADO	4-2	W	12-13-3	12,217	69	Mar. 10	DETROIT	3-3	T	25-35-9	10,663	
29	Dec. 10	PITTSBURGH	3-5	L	12-14-3	11,558	70	Mar. 13	ST. LOUIS	2-4	L	25-36-9	9,597	
30	Dec. 12	CALGARY	1-5	L	12-15-3	9,620	71	Mar. 15	CALGARY	2-5	L	25-37-9	15,135	
31	Dec. 14	WASHINGTON	4-4	T	12-15-4	10,354	72	Mar. 19	@ Anaheim	2-6	L	25-38-9	17,174	
32	Dec. 17	@ NY Islanders	3-4	L	12-16-4	9,824	73	Mar. 22	SAN JOSE	2-1	W	26-38-9	15,083	
33	Dec. 18	@ NY Rangers	0-4	L	12-17-4	18,200	74	Mar. 24	@ Vancouver	2-2	T	26-38-10	15,076	
34	Dec. 20	@ Buffalo	2-6	L	12-18-4	15,702	75	Mar. 27	@ St. Louis	1-2	L	26-39-10	16,453	
35	Dec. 22	@ St. Louis	4-7	L	12-19-4	14,813	76	Mar. 29	@ Pittsburgh	1-4	L	26-40-10	17,135	
36	Dec. 26	PHOENIX	5-2	W	13-19-4	12,560	77	Mar. 30	@ New Jersey	2-5	L	26-41-10	15,099	
37	Dec. 28	COLORADO	2-5	L	13-20-4	13,388	78	Apr. 3	PHOENIX	4-5	L	26-42-10	13,111	
38	Dec. 30	@ Edmonton	1-2	L	13-21-4	15,954	79	Apr. 5	DALLAS	3-3	T	26-42-11	11,509	
39	Jan. 2	@ Vancouver	3-4	L	13-22-4	16,125	80	Apr. 9	@ Anaheim	1-4	L	26-43-11	17,174	
40	Jan. 4	FLORIDA	0-5	L	13-23-4	12,227	81	Apr. 12	SAN JOSE	4-1	W	27-43-11	15,764	
41	Jan. 7	VANCOUVER	6-2	W	14-23-4	9,548	82	Apr. 13	@ Colorado	4-2	W	28-43-11	16,061	

# KINGS 1997-98 SEASON IN REVIEW

**Record:** 38-33-11 (87 points)  
**Pacific Division Finish:** 2nd

**General Manager:** Dave Taylor  
**Head Coach:** Larry Robinson  
**Captain:** Rob Blake

SCORING										
PLAYER	GP	G	A	PTS	PIM	PLAYER	GP	G	A	PTS
Jozef Stumpel	77	21	58	79	53	Steve McKenna	62	4	4	8
Glen Murray	81	29	31	60	54	Doug Zmolek	46	0	8	8
Vladimir Tsyplakov	73	18	34	52	18	Aki Berg	72	0	8	8
Rob Blake	81	23	27	50	94	Donald MacLean	22	5	2	7
Yanic Perreault	79	28	20	48	32	Matt Johnson	66	2	4	6
Luc Robitaille	57	16	24	40	66	Jan Vopat	21	1	5	6
Craig Johnson	74	17	21	38	42	Brad Smyth	9	1	3	4
Garry Galley	74	9	28	37	63	Roman Vopat	25	0	3	3
Sandy Moger	62	11	13	24	70	Jason Morgan	11	1	0	1
Ian Laperriere	77	6	15	21	131	Vitali Yachmenev	4	0	1	1
Russ Courtnall	58	12	6	18	27	Stephane Fiset	60	0	1	1
Sean O'Donnell	80	2	15	17	179	Olli Jokinen	8	0	0	0
Philippe Boucher	45	6	10	16	49	Frederic Chabot	12	0	0	0
Ray Ferraro	40	6	9	15	42	Jamie Storr	17	0	0	0
Mattias Norstrom	73	1	12	13	90	Team PIM				22
Dan Bylsma	65	3	9	12	33	<b>Team Totals</b>	<b>82</b>	<b>227</b>	<b>374</b>	<b>601</b>
Nathan LaFayette	34	5	3	8	32					<b>1,763</b>
GOALTENDER										
PLAYER	GP	MIN	GA	SO	EN	SA	S%	AVG	W-L-OT	
Jamie Storr	17	920	34	2	0	482	.929	2.22	9-5-1	
Stephane Fiset	60	3,497	158	2	4	1,728	.909	2.71	26-25-8	
Frederic Chabot	12	554	29	0	0	267	.891	3.14	3-3-2	
Empty Net Goals			4			4				
<b>Team Totals</b>	<b>82</b>	<b>4,990</b>	<b>225</b>	<b>4</b>	<b>4</b>	<b>2,481</b>	<b>.909</b>	<b>2.71</b>	<b>38-33-11</b>	

## RESULTS

1 Oct. 1 @ Pittsburgh	3-3	T	0-0-1	14,879	42 Jan. 5 @ Vancouver	2-3	L	17-18-7	14,549
2 Oct. 2 @ Boston	5-6	L	0-1-1	12,946	43 Jan. 8 @ BUFFALO	2-2	T	17-18-8	10,364
3 Oct. 5 @ NY Rangers	2-2	T	0-1-2	18,200	44 Jan. 10 EDMONTON	3-4	L	17-19-8	16,005
4 Oct. 7 @ Carolina	3-3	T	0-1-3	6,083	45 Jan. 12 ANAHEIM	3-2	OT W	18-19-8	16,005
5 Oct. 9 @ St. Louis	2-3	OT L	0-2-3	12,563	46 Jan. 14 @ San Jose	4-2	W	19-19-8	17,066
6 Oct. 12 @ OTTAWA	7-4	W	1-2-3	16,005	47 Jan. 20 CALGARY	4-3	W	20-19-8	10,367
7 Oct. 15 BOSTON	3-5	L	1-3-3	10,268	48 Jan. 22 FLORIDA	3-1	W	21-19-8	12,920
8 Oct. 17 PHILADELPHIA	5-1	W	2-3-3	15,771	49 Jan. 24 @ Anaheim	3-3	T	21-19-9	17,174
9 Oct. 19 EDMONTON	2-3	OT L	2-4-3	11,279	50 Jan. 29 CALGARY	5-3	W	22-19-9	9,586
10 Oct. 21 NY ISLANDERS	3-2	W	3-4-3	9,222	51 Jan. 31 CHICAGO	3-0	W	23-19-9	16,005
11 Oct. 23 DETROIT	1-4	L	3-5-3	12,120	52 Feb. 2 @ Edmonton	0-1	L	23-20-9	14,403
12 Oct. 26 @ Tampa Bay	3-1	W	4-5-3	13,044	53 Feb. 3 @ Calgary	6-3	W	24-20-9	15,815
13 Oct. 28 @ Florida	2-2	T	4-5-4	14,703	54 Feb. 5 NY RANGERS	3-1	W	25-20-9	16,005
14 Oct. 31 @ Detroit	5-1	W	5-5-4	19,983	55 Feb. 7 @ Anaheim	5-2	W	26-20-9	17,174
15 Nov. 1 @ NY Islanders	2-4	L	5-6-4	11,276	56 Feb. 25 @ Detroit	1-1	T	26-20-10	19,983
16 Nov. 4 @ New Jersey	3-0	W	6-6-4	16,512	57 Feb. 26 @ Chicago	7-4	W	27-20-10	18,226
17 Nov. 6 TAMPA BAY	5-2	W	7-6-4	10,761	58 Feb. 28 ST. LOUIS	2-5	L	27-21-10	16,005
18 Nov. 8 MONTREAL	1-4	L	7-7-4	16,005	59 Mar. 2 VANCOUVER	2-2	T	27-21-11	12,385
19 Nov. 11 VANCOUVER	8-2	W	8-7-4	9,541	60 Mar. 5 CAROLINA	1-2	L	27-22-11	10,541
20 Nov. 13 SAN JOSE	6-3	W	9-7-4	9,629	61 Mar. 7 DETROIT	2-1	W	28-22-11	15,718
21 Nov. 15 DALLAS	1-5	L	9-8-4	13,492	62 Mar. 9 ANAHEIM	4-3	OT W	29-22-11	12,671
22 Nov. 20 CHICAGO	4-3	W	10-8-4	10,303	63 Mar. 10 @ Phoenix	4-3	W	30-22-11	16,210
23 Nov. 23 @ Colorado	2-1	OT W	11-8-4	16,061	64 Mar. 12 TORONTO	1-2	L	30-23-11	10,298
24 Nov. 26 @ Dallas	1-4	L	11-9-4	16,103	65 Mar. 14 COLORADO	5-2	W	31-23-11	15,867
25 Nov. 27 @ St. Louis	2-2	T	11-9-5	17,499	66 Mar. 16 @ San Jose	1-2	L	31-24-11	17,013
26 Nov. 29 NEW JERSEY	4-1	W	12-9-5	16,005	67 Mar. 17 DALLAS	3-4	L	31-25-11	10,047
27 Dec. 3 @ Montreal	0-2	L	12-10-5	19,722	68 Mar. 21 PHOENIX	3-2	W	32-25-11	14,687
28 Dec. 4 @ Ottawa	2-3	L	12-11-5	14,108	69 Mar. 24 @ San Jose	4-3	W	33-25-11	17,483
29 Dec. 6 @ Toronto	2-7	L	12-12-5	15,726	70 Mar. 26 SAN JOSE	2-5	L	33-26-11	12,820
30 Dec. 9 PITTSBURGH	1-2	L	12-13-5	12,055	71 Mar. 28 @ Calgary	2-5	L	33-27-11	16,998
31 Dec. 13 WASHINGTON	2-2	T	12-13-6	12,940	72 Mar. 30 @ Toronto	3-2	W	34-27-11	15,726
32 Dec. 15 @ Vancouver	0-7	L	12-14-6	15,401	73 Apr. 1 @ Buffalo	0-4	L	34-28-11	15,444
33 Dec. 18 TORONTO	5-2	W	13-14-6	9,803	74 Apr. 2 @ Philadelphia	0-3	L	34-29-11	19,612
34 Dec. 20 @ Calgary	4-1	W	14-14-6	15,873	75 Apr. 4 @ Washington	2-3	L	34-30-11	15,522
35 Dec. 22 @ Chicago	1-0	W	15-14-6	18,095	76 Apr. 6 @ Colorado	3-1	W	35-30-11	16,061
36 Dec. 23 @ Colorado	1-5	L	15-15-6	16,061	77 Apr. 9 EDMONTON	0-4	L	35-31-11	14,450
37 Dec. 27 PHOENIX	2-4	L	15-16-6	16,005	78 Apr. 11 COLORADO	4-3	W	36-31-11	16,005
38 Dec. 29 VANCOUVER	5-2	W	16-16-6	13,137	79 Apr. 13 CALGARY	4-2	W	37-31-11	12,049
39 Dec. 31 @ Dallas	2-2	T	16-16-7	16,928	80 Apr. 15 @ Vancouver	2-0	W	38-31-11	15,239
40 Jan. 1 @ Phoenix	0-4	L	16-17-7	16,210	81 Apr. 16 ST. LOUIS	3-7	L	38-32-11	12,646
41 Jan. 4 @ Edmonton	3-2	W	17-17-7	16,266	82 Apr. 18 ANAHEIM	1-4	L	38-33-11	16,005

# KINGS 1998-99 SEASON IN REVIEW

**Record:** 32-45-5 (69 points)  
**Pacific Division Finish:** 5th

**General Manager:** Dave Taylor  
**Head Coach:** Larry Robinson  
**Captain:** Rob Blake

SCORING										
PLAYER	GP	G	A	PTS	PIM	PLAYER	GP	G	A	PTS
Luc Robitaille	82	39	35	74	54	Josh Green	27	1	3	4
Donald Audette	49	18	18	36	51	Mark Visheau	28	1	3	4
Rob Blake	62	12	23	35	128	Matt Johnson	49	2	1	3
Jozef Stumpel	64	13	21	34	10	Dave Babych	8	0	2	2
Glen Murray	61	16	15	31	36	Jason Blake	1	1	0	1
Ray Ferraro	65	13	18	31	59	Jan McKeeck	6	1	0	1
Yanic Perreault	64	10	17	27	30	Steve McKenna	20	1	0	1
Vladimir Tsyplakov	69	11	12	23	32	Jaroslav Modry	5	0	1	1
Steve Duchesne	60	4	19	23	22	Sean Pronger	13	0	1	1
Olli Jokinen	66	9	12	21	44	Manny Legace	17	0	1	1
Craig Johnson	69	7	12	19	32	Eric Lacroix	27	0	1	1
Russ Courtnall	57	6	13	19	19	Jamie Storr	28	0	1	1
Pavel Rosa	29	4	12	16	6	Brandon Convery	3	0	0	0
Garry Galley	60	4	12	16	30	Roman Vopat	3	0	0	0
Doug Bodger	65	3	11	14	34	Ryan Bach	3	0	0	0
Sean O'Donnell	80	1	13	14	186	Jason Podollan	6	0	0	0
Ian Laperriere	72	3	10	13	138	Dan Bylsma	8	0	0	0
Philippe Boucher	45	2	6	8	32	Stephane Fiset	42	0	0	0
Mattias Norstrom	78	2	5	7	36	Team PIM				14
Sandy Moger	42	3	2	5	26	<b>Team Totals</b>	<b>82</b>	<b>189</b>	<b>302</b>	<b>491</b>
Nathan LaFayette	33	2	2	4	35					<b>1,383</b>
GOALTENDER										
PLAYER	GP	MIN	GA	SO	EN	SA	S%	AVG	W-L-OT	
Jamie Storr	28	1,525	61	4	3	724	.916	2.40	12-12-2	
Stephane Fiset	42	2,403	104	3	2	1,217	.915	2.60	18-21-1	
Manny Legace	17	899	39	0	5	439	.911	2.60	2-9-2	
Ryan Bach	3	108	8	0	0	66	.879	4.44	0-3-0	
Empty Net Goals			10			10				
<b>Team Totals</b>	<b>82</b>	<b>4,960</b>	<b>222</b>	<b>7</b>	<b>10</b>	<b>2,456</b>	<b>.910</b>	<b>2.69</b>	<b>32-45-5</b>	

## RESULTS

1	Oct. 10	@	Edmonton	2-1	W	1-0-0	17,100	42	Jan. 14	CALGARY	3-0	W	16-22-4	10,334
2	Oct. 12	@	Vancouver	2-4	L	1-1-0	16,071	43	Jan. 16	PITTSBURGH	1-5	L	16-23-4	16,005
3	Oct. 16		BOSTON	2-1	OT W	2-1-0	16,005	44	Jan. 19	COLORADO	4-5	L	16-24-4	9,692
4	Oct. 18		COLORADO	5-5	T	2-1-1	11,294	45	Jan. 21	NEW JERSEY	2-3	L	16-25-4	11,267
5	Oct. 21	@	Florida	1-1	T	2-1-2	17,367	46	Jan. 27	@ Dallas	2-3	L	16-26-4	16,928
6	Oct. 23	@	Tampa Bay	2-3	L	2-2-2	8,708	47	Jan. 29	@ Washington	6-3	W	17-26-4	18,965
7	Oct. 25	@	Carolina	3-2	W	3-2-2	5,569	48	Jan. 30	@ Buffalo	1-4	L	17-27-4	18,595
8	Oct. 27	@	NY Islanders	0-1	L	3-3-2	9,084	49	Feb. 1	@ Philadelphia	2-4	L	17-28-4	19,553
9	Oct. 28	@	New Jersey	4-0	W	4-3-2	15,008	50	Feb. 4	CHICAGO	3-2	W	18-28-4	11,737
10	Oct. 30		TAMPA BAY	0-3	L	4-4-2	10,968	51	Feb. 6	SAN JOSE	2-0	W	19-28-4	13,434
11	Nov. 1		PHOENIX	0-3	L	4-5-2	12,073	52	Feb. 20	@ Phoenix	0-3	L	19-29-4	14,377
12	Nov. 5		ST. LOUIS	2-2	T	4-5-3	10,496	53	Feb. 11	PHILADELPHIA	4-3	W	20-29-4	13,878
13	Nov. 7		DALLAS	3-4	L	4-6-3	13,329	54	Feb. 13	DALLAS	2-3	L	20-30-4	12,702
14	Nov. 9	@	Vancouver	4-3	W	5-6-3	13,906	55	Feb. 15	ANAHEIM	1-3	L	20-31-4	14,664
15	Nov. 10	@	Calgary	4-5	OT L	5-7-3	15,247	56	Feb. 18	EDMONTON	3-2	W	21-31-4	11,287
16	Nov. 12		NASHVILLE	1-3	L	5-8-3	9,956	57	Feb. 20	@ Calgary	2-2	T	21-31-5	16,758
17	Nov. 14		CAROLINA	3-5	L	5-9-3	10,990	58	Feb. 22	@ St. Louis	1-5	L	21-32-5	16,182
18	Nov. 16	@	Anaheim	1-3	L	5-10-3	16,067	59	Feb. 24	@ Detroit	3-2	OT W	22-32-5	19,983
19	Nov. 18	@	San Jose	4-5	L	5-11-3	16,703	60	Feb. 26	Chicago	2-1	W	23-32-5	18,364
20	Nov. 19		NY RANGERS	1-5	L	5-12-3	16,005	61	Feb. 28	@ Dallas	0-1	L	23-33-5	16,928
21	Nov. 21		CHICAGO	5-0	W	6-12-3	12,011	62	Mar. 3	@ Anaheim	1-2	L	23-34-5	17,174
22	Nov. 28		PHOENIX	0-4	L	6-13-3	13,008	63	Mar. 4	NASHVILLE	3-4	L	23-35-5	9,686
23	Nov. 30	@	Montreal	1-3	L	6-14-3	20,415	64	Mar. 6	CALGARY	1-4	L	23-36-5	14,451
24	Dec. 2	@	Toronto	1-3	L	6-15-3	15,726	65	Mar. 9	DETROIT	4-2	W	24-36-5	13,741
25	Dec. 3	@	Ottawa	1-3	L	6-16-3	15,351	66	Mar. 13	VANCOUVER	3-1	W	25-36-5	14,348
26	Dec. 5		DETROIT	3-4	L	6-17-3	16,005	67	Mar. 15	OTTAWA	4-0	W	26-36-5	12,640
27	Dec. 9		WASHINGTON	2-1	W	7-17-3	9,816	68	Mar. 18	ANAHEIM	2-4	L	26-37-5	12,037
28	Dec. 12		VANCOUVER	3-0	W	8-17-3	13,844	69	Mar. 20	FLORIDA	4-3	W	27-37-5	14,551
29	Dec. 13	@	Anaheim	0-3	L	8-18-3	17,174	70	Mar. 21	@ Phoenix	1-4	L	27-38-5	15,129
30	Dec. 17		NY ISLANDERS	4-5	OT L	8-19-3	9,872	71	Mar. 25	DALLAS	1-2	L	27-39-5	14,888
31	Dec. 19	@	St. Louis	2-5	L	8-20-3	16,621	72	Mar. 28	@ Colorado	2-7	L	27-40-5	16,061
32	Dec. 20	@	Chicago	4-1	W	9-20-3	15,429	73	Mar. 30	@ Boston	2-1	OT W	28-40-5	15,083
33	Dec. 22	@	Pittsburgh	3-0	W	10-20-3	13,171	74	Mar. 31	@ Detroit	1-2	L	28-41-5	19,983
34	Dec. 26		PHOENIX	1-2	L	10-21-3	13,898	75	Apr. 3	@ Nashville	2-3	L	28-42-5	17,298
35	Dec. 28	@	Phoenix	4-2	W	11-21-3	16,210	76	Apr. 5	@ Colorado	1-4	L	28-43-5	16,061
36	Dec. 30		SAN JOSE	5-1	W	12-21-3	10,918	77	Apr. 8	SAN JOSE	3-2	W	29-43-5	12,785
37	Jan. 2		COLORADO	4-2	W	13-21-3	13,553	78	Apr. 11	@ Dallas	2-6	L	29-44-5	16,928
38	Jan. 5	@	Edmonton	4-3	OT W	14-21-3	14,370	79	Apr. 12	@ Nashville	4-3	W	30-44-5	17,298
39	Jan. 7		BUFFALO	4-2	W	15-21-3	10,821	80	Apr. 15	ANAHEIM	4-3	OT W	31-44-5	14,669
40	Jan. 9		EDMONTON	1-1	T	15-21-4	14,936	81	Apr. 16	@ San Jose	2-0	W	32-44-5	17,483
41	Jan. 11	@	San Jose	0-4	L	15-22-4	16,503	82	Apr. 18	ST. LOUIS	2-3	L	32-45-5	16,005



# KINGS 1999-00 SEASON IN REVIEW

**Record:** 39-27-12-4 (94 points)  
**Pacific Division Finish:** 2nd

**General Manager:** Dave Taylor  
**Head Coach:** Andy Murray  
**Captain:** Rob Blake

SCORING						PLAYER					
PLAYER	GP	G	A	PTS	PIM	PLAYER	GP	G	A	PTS	PIM
Luc Robitaille	71	36	38	74	68	Bob Corkum	45	5	6	11	14
Ziggy Palffy	64	27	39	66	32	Jaroslav Modry	26	5	4	9	18
Glen Murray	78	29	33	62	60	Dan Bylsma	64	3	6	9	55
Jozef Stumpel	57	17	41	58	10	Frantisek Kaberle	37	0	9	9	4
Rob Blake	77	18	39	57	112	Steve McKenna	46	0	5	5	125
Bryan Smolinski	79	20	36	56	48	Kelly Buchberger	13	2	1	3	13
Donald Audette	49	12	20	32	45	Nelson Emerson	5	1	1	2	0
Garry Galley	70	9	21	30	52	Stephane Fiset	47	0	2	2	4
Craig Johnson	76	9	14	23	28	Jason Podollan	1	0	1	1	2
Jason Blake	64	5	18	23	26	Jamie Storr	42	0	1	1	4
Ian Laperriere	79	9	13	22	185	Philippe Boucher	1	0	0	0	0
Marko Tuomainen	63	9	8	17	80	Bill Huard	1	0	0	0	2
Jere Kari	48	6	10	16	18	Jan Nemecek	1	0	0	0	0
Aki Berg	70	3	13	16	45	Steven Reinprecht	1	0	0	0	2
Sean O'Donnell	80	2	12	14	114	Pavel Rosa	3	0	0	0	0
Mattias Norstrom	82	1	13	14	66	Marcel Cousineau	5	0	0	0	0
Vladimir Tsyplakov	29	6	7	13	4	Team PIM					4
Len Barrie	46	5	8	13	56	<b>Team Totals</b>	<b>82</b>	<b>245</b>	<b>425</b>	<b>670</b>	<b>1,313</b>
Brad Chartrand	50	6	6	12	17						

GOALTENDER	GP	MIN	GA	SO	EN	SA	S%	AVG	W-L-OT
Marcel Cousineau	5	171	6	0	0	64	.906	2.11	1-1-0
Jamie Storr	42	2,206	93	1	5	1,008	.908	2.53	18-15-5
Stephane Fiset	47	2,592	119	1	5	1,208	.901	2.75	20-15-7
Empty Net Goals			10			10			
<b>Team Totals</b>	<b>82</b>	<b>4,997</b>	<b>228</b>	<b>2</b>	<b>10</b>	<b>2,290</b>	<b>.900</b>	<b>2.74</b>	<b>39-27-12-4</b>

## RESULTS

1 Oct. 2 @ Nashville	2-0	W	1-0-0-0	17,113	42 Jan. 13 ST. LOUIS	2-3	L	18-17-7-2	16,278
2 Oct. 4 @ St. Louis	3-2	W	2-0-0-0	13,571	43 Jan. 15 @ San Jose	2-3 OT	L	18-18-7-3	17,483
3 Oct. 6 @ Florida	2-4	L	2-1-0-0	13,751	44 Jan. 18 BUFFALO	5-3	W	19-18-7-3	14,458
4 Oct. 7 @ Tampa Bay	5-2	W	3-1-0-0	10,614	45 Jan. 20 DALLAS	2-5	L	19-19-7-3	14,369
5 Oct. 9 @ Washington	2-2	T	3-1-1-0	17,155	46 Jan. 23 COLORADO	3-2	W	20-19-7-3	18,118
6 Oct. 15 @ Calgary	4-1	W	4-1-1-0	12,866	47 Jan. 26 @ Dallas	1-3	L	20-20-7-3	13,171
7 Oct. 16 @ Edmonton	4-5	L	4-2-1-0	16,094	48 Jan. 27 @ Nashville	6-2	W	21-20-7-3	16,062
8 Oct. 20 BOSTON	2-2	T	4-2-2-0	18,118	49 Jan. 29 @ Toronto	2-3	L	21-21-7-3	19,217
9 Oct. 22 PHOENIX	3-6	L	4-3-2-0	16,752	50 Jan. 31 NY ISLANDERS	5-2	W	22-21-7-3	14,913
10 Oct. 24 SAN JOSE	4-3	W	5-3-2-0	15,270	51 Feb. 3 DETROIT	6-3	W	23-21-7-3	18,118
11 Oct. 26 WASHINGTON	5-2	W	6-3-2-0	13,169	52 Feb. 8 ANAHEIM	3-5	L	23-22-7-3	18,118
12 Oct. 28 PITTSBURGH	5-3	W	7-3-2-0	14,779	53 Feb. 9 @ Phoenix	5-2	W	24-22-7-3	14,029
13 Oct. 30 @ Chicago	3-1	W	8-3-2-0	14,694	54 Feb. 11 DALLAS	3-2	W	25-22-7-3	18,118
14 Nov. 2 @ Pittsburgh	5-4	W	9-3-2-0	14,272	55 Feb. 14 CALGARY	4-3 OT	W	26-22-7-3	14,455
15 Nov. 3 @ Detroit	1-1 OT	T	9-3-3-0	19,983	56 Feb. 16 @ Chicago	4-1	W	27-22-7-3	13,817
16 Nov. 6 PHILADELPHIA	3-5	L	9-4-3-0	18,118	57 Feb. 18 @ Detroit	3-2	W	28-22-7-3	19,983
17 Nov. 9 EDMONTON	1-1	T	9-4-4-0	13,282	58 Feb. 19 @ Buffalo	1-4	L	28-23-7-3	18,690
18 Nov. 11 COLORADO	5-2	W	10-4-4-0	14,323	59 Feb. 21 @ Edmonton	3-6	L	28-24-7-3	14,615
19 Nov. 14 @ Phoenix	3-2	W	11-4-4-0	13,171	60 Feb. 23 @ Calgary	7-2	W	29-24-7-3	14,665
20 Nov. 16 CHICAGO	3-2	W	12-4-4-0	12,980	61 Feb. 25 @ Vancouver	5-2	W	30-24-7-3	15,006
21 Nov. 18 PHOENIX	2-3	L	12-5-4-0	13,406	62 Feb. 26 @ San Jose	3-6	L	30-25-7-3	17,483
22 Nov. 20 MONTREAL	3-5	L	12-6-4-0	18,118	63 Feb. 29 VANCOUVER	1-1	T	30-25-8-3	15,666
23 Nov. 23 @ Colorado	6-2	W	13-6-4-0	18,004	64 Mar. 2 CAROLINA	2-5	L	30-26-8-3	15,424
24 Nov. 24 @ Dallas	2-3 OT	L	13-7-4-1	17,001	65 Mar. 4 NASHVILLE	3-2 OT	W	31-26-8-3	18,118
25 Nov. 27 SAN JOSE	4-1	W	14-7-4-1	18,118	66 Mar. 7 DETROIT	1-3	L	31-27-8-3	18,118
26 Dec. 3 @ Anaheim	1-1	T	14-7-5-1	17,174	67 Mar. 9 NY RANGERS	3-1	W	32-27-8-3	18,118
27 Dec. 4 TAMPA BAY	3-3	T	14-7-6-1	17,407	68 Mar. 11 CALGARY	3-1	W	33-27-8-3	18,118
28 Dec. 8 ATLANTA	4-0	W	15-7-6-1	15,210	69 Mar. 13 VANCOUVER	3-2 OT	W	34-27-8-3	17,309
29 Dec. 10 @ Detroit	1-3	L	15-8-6-1	19,983	70 Mar. 15 @ Anaheim	2-2	T	34-27-9-3	17,174
30 Dec. 11 @ Montreal	4-2	W	16-8-6-1	19,250	71 Mar. 17 ST. LOUIS	0-4	L	34-28-9-3	18,118
31 Dec. 14 @ New Jersey	1-7	L	16-9-6-1	10,807	72 Mar. 19 NASHVILLE	1-2 OT	L	34-29-9-3	17,920
32 Dec. 15 @ NY Rangers	3-8	L	16-10-6-1	18,200	73 Mar. 21 ANAHEIM	2-5	L	34-30-9-4	17,494
33 Dec. 18 CHICAGO	4-8	L	16-11-6-1	18,118	74 Mar. 23 @ Philadelphia	3-2 OT	W	35-30-9-4	19,695
34 Dec. 22 @ San Jose	1-2	L	16-12-6-1	17,483	75 Mar. 25 @ Boston	4-4	T	35-30-10-4	17,565
35 Dec. 26 PHOENIX	2-3 OT	L	16-13-6-2	18,118	76 Mar. 26 @ Atlanta	4-1	W	36-30-10-4	15,857
36 Dec. 29 @ Colorado	2-4	L	16-14-6-2	18,007	77 Mar. 29 SAN JOSE	1-1	T	36-30-11-4	18,118
37 Dec. 30 EDMONTON	8-2	W	17-14-6-2	18,118	78 Apr. 1 ANAHEIM	2-1	W	37-30-11-4	18,118
38 Jan. 3 @ Dallas	1-4	L	17-15-6-2	17,001	79 Apr. 3 @ Phoenix	1-2	L	37-31-11-4	14,378
39 Jan. 4 @ St. Louis	2-2	T	17-15-7-2	16,302	80 Apr. 5 @ Vancouver	1-1	T	37-31-12-4	17,257
40 Jan. 6 FLORIDA	4-2	W	18-15-7-2	14,114	81 Apr. 7 DALLAS	3-2	W	38-31-12-4	18,118
41 Jan. 11 OTTAWA	3-4	L	18-16-7-2	14,224	82 Apr. 9 @ Anaheim	4-3 OT	W	39-31-12-4	17,174

# KINGS 2000-01 SEASON IN REVIEW

**Record:** 38-28-13-3 (92 points)  
**Pacific Division Finish:** 3rd

**General Manager:** Dave Taylor  
**Head Coach:** Andy Murray  
**Captain:** Rob Blake

SCORING						PLAYER					
PLAYER	GP	G	A	PTS	PIM	PLAYER	GP	G	A	PTS	PIM
Ziggy Palffy	73	38	51	89	20	Stu Grimson	72	3	2	5	235
Luc Robitaille	82	37	51	88	66	Aaron Miller	13	0	5	5	4
Bryan Smolinski	78	27	32	59	40	Scott Thomas	24	3	1	4	9
Jozef Stumpel	63	16	39	55	14	Tomas Vlasak	10	1	3	4	2
Mathieu Schneider	73	16	35	51	56	Jason Blake	17	1	3	4	10
Rob Blake	54	17	32	49	69	Aki Berg	47	0	4	4	43
Glen Murray	64	18	21	39	32	Felix Potvin	23	0	3	3	2
Lubomir Visnovsky	81	7	32	39	36	Brad Chartrand	4	1	0	1	2
Steven Reinprecht	59	12	17	29	12	Steve Kelly	11	1	0	1	4
Nelson Emerson	78	11	11	22	54	Marko Tuomainen	11	0	1	1	4
Eric Belanger	62	9	12	21	16	Travis Scott	1	0	0	0	0
Kelly Buchberger	82	6	14	20	75	Rich Brennan	2	0	0	0	0
Jaroslav Modry	63	4	15	19	48	Andreas Lilja	2	0	0	0	4
Ian Laperriere	79	8	10	18	141	Steve Passmore	6	0	0	0	4
Mattias Norstrom	82	0	18	18	60	Stephane Fiset	7	0	0	0	2
Bob Corkum	58	4	6	10	18	Adam Mair	10	0	0	0	6
Craig Johnson	26	4	5	9	16	Jamie Storr	45	0	0	0	4
Jere Kari	56	2	7	9	38	Team PIM					20
Adam Deadmarsh	18	4	2	6	4	<b>Team Totals</b>	<b>82</b>	<b>252</b>	<b>436</b>	<b>688</b>	<b>1,200</b>
Philippe Boucher	22	2	4	6	20						

GOALTENDER	GP	MIN	GA	SO	EN	SA	S%	AVG	W-L-OT
Felix Potvin	23	1,410	46	5	0	571	.919	1.96	13-5-5
Jamie Storr	45	2,498	114	4	7	1,131	.899	2.74	19-18-6
Steve Passmore	14	718	37	1	2	310	.881	3.09	3-8-1
Stephane Fiset	7	318	19	0	0	129	.853	3.58	3-0-1
Travis Scott	1	25	3	0	0	10	.700	7.20	0-0-0
Empty Net Goals			9			9			
<b>Team Totals</b>	<b>82</b>	<b>4,995</b>	<b>228</b>	<b>10</b>	<b>9</b>	<b>2,160</b>	<b>.894</b>	<b>2.74</b>	<b>38-28-13-3</b>

## RESULTS

1	Oct. 6	@ Washington	4-1	W	1-0-0-0	18,082	42	Jan. 6	CALGARY	5-0	W	18-16-7-1	18,118
2	Oct. 7	@ Buffalo	3-5	L	1-1-0-0	14,325	43	Jan. 11	BUFFALO	3-2	W	19-16-7-1	15,496
3	Oct. 9	@ Columbus	7-1	W	2-1-0-0	18,136	44	Jan. 13	ST. LOUIS	2-4	L	19-17-7-1	18,460
4	Oct. 11	ST. LOUIS	4-4	T	2-1-1-0	18,118	45	Jan. 16	@ Ottawa	7-6 OT	W	20-17-7-1	18,264
5	Oct. 13	BOSTON	5-0	W	3-1-1-0	14,352	46	Jan. 17	@ Toronto	2-1	W	21-17-7-1	19,266
6	Oct. 15	PHOENIX	5-6	L	3-2-1-0	14,457	47	Jan. 20	@ Carolina	6-3	W	22-17-7-1	13,009
7	Oct. 17	@ Nashville	1-1	T	3-2-2-0	13,594	48	Jan. 22	@ Philadelphia	0-3	L	22-18-7-1	19,578
8	Oct. 19	@ St. Louis	1-7	L	3-3-2-0	18,906	49	Jan. 25	CALGARY	0-3	L	22-19-7-1	13,616
9	Oct. 21	@ Dallas	3-4	L	3-4-2-0	17,001	50	Jan. 27	MINNESOTA	1-4	L	22-20-7-1	18,118
10	Oct. 23	@ Anaheim	5-4 OT	W	4-4-2-0	14,098	51	Jan. 30	DALLAS	8-0	W	23-20-7-1	15,146
11	Oct. 25	ANAHEIM	6-2	W	5-4-2-0	18,118	52	Feb. 1	NASHVILLE	4-6	L	23-21-7-1	12,639
12	Oct. 28	@ Phoenix	1-3	L	5-5-2-0	14,113	53	Feb. 6	CHICAGO	3-3	T	23-21-8-1	13,527
13	Oct. 31	@ Columbus	1-4	L	5-6-2-0	15,025	54	Feb. 8	CAROLINA	4-2	W	24-21-8-1	13,884
14	Nov. 2	@ Atlanta	5-2	W	6-6-2-0	13,255	55	Feb. 10	WASHINGTON	3-4	L	24-22-8-1	18,118
15	Nov. 4	@ New Jersey	2-1	W	7-6-2-0	13,704	56	Feb. 12	EDMONTON	3-6	L	24-23-8-1	14,059
16	Nov. 5	@ NY Islanders	4-1	W	8-6-2-0	10,281	57	Feb. 14	@ Dallas	2-4	L	24-24-8-1	17,001
17	Nov. 7	PHOENIX	3-3	T	8-6-3-0	13,557	58	Feb. 16	@ Minnesota	4-0	W	25-24-8-1	18,568
18	Nov. 9	VANCOUVER	2-0	W	9-6-3-0	13,045	59	Feb. 18	@ Chicago	0-3	L	25-25-8-1	16,054
19	Nov. 11	DETROIT	2-2	T	9-6-4-0	18,360	60	Feb. 20	@ Edmonton	0-5	L	25-26-8-1	16,349
20	Nov. 16	NY ISLANDERS	5-1	W	10-6-4-0	14,744	61	Feb. 22	@ Calgary	2-0	W	26-26-8-1	18,830
21	Nov. 18	COLORADO	6-4	W	11-6-4-0	18,118	62	Feb. 24	COLUMBUS	3-1	W	27-26-8-1	16,188
22	Nov. 23	NEW JERSEY	1-6	L	11-7-4-0	13,451	63	Feb. 27	@ Nashville	2-1	W	28-26-8-1	16,337
23	Nov. 25	@ Pittsburgh	2-2	T	11-7-5-0	16,958	64	Mar. 1	CHICAGO	2-2	T	28-26-9-1	12,936
24	Nov. 26	@ Boston	4-4	T	11-7-6-0	13,108	65	Mar. 3	DETROIT	6-3	W	29-26-9-1	18,477
25	Nov. 28	@ NY Rangers	6-7	L	11-8-6-0	18,200	66	Mar. 4	@ Anaheim	0-4	L	29-27-9-1	17,174
26	Dec. 2	MINNESOTA	3-2	W	12-8-6-0	16,270	67	Mar. 6	MONTREAL	4-3	W	30-27-9-1	14,404
27	Dec. 3	@ Anaheim	0-4	L	12-9-6-0	17,174	68	Mar. 8	NASHVILLE	4-1	W	31-27-9-1	14,856
28	Dec. 7	DALLAS	5-2	W	13-9-6-0	14,425	69	Mar. 10	CHICAGO	2-2	T	31-27-10-1	18,118
29	Dec. 9	@ Edmonton	4-2	W	14-9-6-0	16,619	70	Mar. 14	@ San Jose	4-1	W	32-27-10-1	17,496
30	Dec. 10	@ Vancouver	2-1	W	15-9-6-0	17,063	71	Mar. 17	SAN JOSE	1-0 OT	W	33-27-10-1	18,118
31	Dec. 14	NY RANGERS	5-5	T	15-9-7-0	18,118	72	Mar. 19	PHOENIX	6-2	W	34-27-10-1	17,061
32	Dec. 16	TAMPA BAY	3-4	L	15-10-7-0	15,576	73	Mar. 21	EDMONTON	0-7	L	34-28-10-1	15,666
33	Dec. 19	ATLANTA	6-7 OT	L	15-10-7-1	13,823	74	Mar. 24	ANAHEIM	3-3	T	34-28-11-1	18,118
34	Dec. 21	@ Colorado	2-5	L	15-11-7-1	18,007	75	Mar. 26	SAN JOSE	0-0	T	34-28-12-1	15,276
35	Dec. 22	@ Minnesota	3-4	L	15-12-7-1	18,564	76	Mar. 27	@ San Jose	2-3 OT	L	34-28-12-2	17,496
36	Dec. 26	SAN JOSE	1-2	L	15-13-7-1	18,460	77	Mar. 29	COLUMBUS	3-0	W	35-28-12-2	15,582
37	Dec. 28	@ St. Louis	5-2	W	16-13-7-1	19,903	78	Mar. 31	COLORADO	4-0	W	36-28-12-2	18,118
38	Dec. 29	@ Dallas	4-1	W	17-13-7-1	17,001	79	Apr. 2	VANCOUVER	3-1	W	37-28-12-2	18,118
39	Dec. 31	@ Detroit	1-2	L	17-14-7-1	19,995	80	Apr. 3	@ Phoenix	2-2	T	37-28-13-2	15,912
40	Jan. 2	@ Colorado	2-6	L	17-15-7-1	18,007	81	Apr. 5	@ Vancouver	2-3 OT	L	37-28-13-3	18,422
41	Jan. 4	FLORIDA	3-4	L	17-16-7-1	14,137	82	Apr. 7	@ Calgary	3-2	W	38-28-13-3	17,139

# KINGS 2001-02 SEASON IN REVIEW

**Record:** 40-27-11-4 (95 points)  
**Pacific Division Finish:** 3rd

**General Manager:** Dave Taylor  
**Head Coach:** Andy Murray  
**Captain:** Mattias Norstrom

SCORING											
PLAYER	GP	G	A	PTS	PIM	PLAYER	GP	G	A	PTS	PIM
Jason Allison	73	19	55	74	68	Randy Robitaille	18	4	3	7	17
Adam Deadmarsh	76	29	33	62	71	Jaroslav Bednar	22	4	2	6	8
Ziggy Palffy	63	32	27	59	26	Cliff Ronning	14	1	4	5	8
Jaroslav Modry	80	4	38	42	65	Andreas Lilja	26	1	4	5	22
Bryan Smolinski	80	13	25	38	56	Jozef Stumpel	9	1	3	4	4
Steve Heinze	73	15	16	31	46	Ken Belanger	43	2	0	2	85
Mathieu Schneider	55	7	23	30	68	Rob Valicevic	17	1	1	2	8
Philippe Boucher	80	7	23	30	94	Adam Mair	18	1	1	2	57
Craig Johnson	72	13	14	27	24	Steve Kelly	8	0	1	1	2
Eric Belanger	53	8	16	24	21	Jere Karalahti	30	0	1	1	29
Ian Laperriere	81	8	14	22	125	Felix Potvin	71	0	1	1	19
Lubomir Visnovsky	72	4	17	21	14	Ted Donato	2	0	0	0	2
Mikko Eloranta	71	9	9	18	54	Jason Holland	3	0	0	0	0
Aaron Miller	74	5	12	17	54	Kip Brennan	4	0	0	0	22
Brad Chartrand	46	7	9	16	40	Ryan Flinn	10	0	0	0	51
Kelly Buchberger	74	6	7	13	105	Jamie Storr	19	0	0	0	4
Glen Murray	9	6	5	11	0	Team PIM					16
Mattias Norstrom	79	2	9	11	38	Team Totals	82	214	375	589	1,348
Nelson Emerson	41	5	2	7	25						
GOALTENDER											
	GP	MIN	GA	SO	EN	SA	%	AVG	W-L-OT		
Jamie Storr	19	886	28	2	2	360	.922	1.90	9-4-3		
Felix Potvin	71	4,071	157	6	3	1,686	.907	2.31	31-27-8		
Empty Net Goals			5			5					
Team Totals	82	4,989	190	8	5	2,051	.907	2.29	40-27-11-4		

## RESULTS

1 Oct. 4	PHOENIX	2-2	T	0-0-1-0	18,210	42 Jan. 7	@ New Jersey	3-2	W	17-16-7-2	13,638
2 Oct. 7	MINNESOTA	3-4	L	0-1-1-0	14,354	43 Jan. 9	@ NY Rangers	4-0	W	18-16-7-2	18,200
3 Oct. 9	@ Dallas	1-2	L	0-2-1-0	18,532	44 Jan. 10	@ Boston	0-5	L	18-17-7-2	14,528
4 Oct. 11	@ St. Louis	6-5	W	1-2-1-0	19,565	45 Jan. 12	@ San Jose	3-2	W	19-17-7-2	17,296
5 Oct. 13	TAMPA BAY	0-1	L	1-3-1-0	17,114	46 Jan. 15	NASHVILLE	2-0	W	20-17-7-2	15,702
6 Oct. 16	WASHINGTON	2-3 OT	L	1-3-1-1	13,492	47 Jan. 17	BUFFALO	4-2	W	21-17-7-2	16,698
7 Oct. 18	ANAHEIM	4-1	W	2-3-1-1	13,916	48 Jan. 19	NY ISLANDERS	2-3	L	21-18-7-2	18,152
8 Oct. 20	@ Detroit	2-3	L	2-4-1-1	20,058	49 Jan. 21	@ Anaheim	4-2	W	22-18-7-2	17,079
9 Oct. 23	@ Columbus	7-1	W	3-4-1-1	18,136	50 Jan. 24	MINNESOTA	4-1	W	23-18-7-2	15,917
10 Oct. 25	@ Tampa Bay	0-3	L	3-5-1-1	12,957	51 Jan. 26	COLORADO	2-4	L	23-19-7-2	18,332
11 Oct. 26	@ Florida	2-3	L	3-6-1-1	18,093	52 Jan. 28	@ Colorado	6-4	W	24-19-7-2	18,007
12 Oct. 28	@ Carolina	2-3 OT	L	3-6-1-2	14,355	53 Jan. 30	@ Minnesota	2-0	W	25-19-7-2	18,658
13 Oct. 30	@ Chicago	1-5	L	3-7-1-2	10,135	54 Feb. 4	PHILADELPHIA	1-3	L	25-20-7-2	18,118
14 Nov. 1	CHICAGO	2-3	L	3-8-1-2	13,857	55 Feb. 7	CAROLINA	2-1	W	26-20-7-2	15,960
15 Nov. 3	ATLANTA	4-1	W	4-8-1-2	14,278	56 Feb. 8	@ Phoenix	5-6 OT	L	26-20-7-3	16,210
16 Nov. 8	CALGARY	2-3	L	4-9-1-2	14,459	57 Feb. 11	DALLAS	2-1	W	27-20-7-3	18,118
17 Nov. 10	DETROIT	3-2 OT	W	5-9-1-2	18,385	58 Feb. 13	PHOENIX	2-2	T	27-20-8-3	15,964
18 Nov. 15	DALLAS	3-4	L	5-10-1-2	14,584	59 Feb. 26	@ Columbus	5-1	W	28-20-8-3	18,136
19 Nov. 17	@ Detroit	2-4	L	5-11-1-2	20,058	60 Feb. 27	@ Pittsburgh	5-4	W	29-20-8-3	16,134
20 Nov. 18	@ Minnesota	2-2	T	5-11-2-2	18,064	61 Mar. 2	COLUMBUS	2-0	L	29-21-8-3	18,118
21 Nov. 20	@ Calgary	5-5	T	5-11-3-2	14,550	62 Mar. 4	OTTAWA	1-1	T	29-21-9-3	15,815
22 Nov. 22	@ Edmonton	4-2	W	6-11-3-2	16,434	63 Mar. 6	@ Dallas	2-3 OT	L	29-21-9-4	18,532
23 Nov. 24	SAN JOSE	3-1	W	7-11-3-2	18,118	64 Mar. 7	@ Nashville	3-2	W	30-21-9-4	15,533
24 Nov. 29	EDMONTON	1-3	L	7-12-3-2	15,643	65 Mar. 9	@ Colorado	3-4	L	30-22-9-4	18,007
25 Dec. 1	NASHVILLE	4-2	W	8-12-3-2	15,481	66 Mar. 11	CHICAGO	2-1	W	31-22-9-4	16,956
26 Dec. 3	CALGARY	0-2	L	8-13-3-2	15,105	67 Mar. 14	ST. LOUIS	2-1	W	32-22-9-4	18,118
27 Dec. 6	ST. LOUIS	1-1	T	8-13-4-2	15,055	68 Mar. 16	PITTSBURGH	4-3	W	33-22-9-4	18,118
28 Dec. 8	@ St. Louis	0-2	L	8-14-4-2	18,933	69 Mar. 18	@ San Jose	3-2	W	34-22-9-4	17,496
29 Dec. 9	@ Chicago	5-2	W	9-14-4-2	12,310	70 Mar. 21	COLORADO	3-1	W	35-22-9-4	18,231
30 Dec. 11	@ Nashville	1-1	T	9-14-5-2	13,691	71 Mar. 23	SAN JOSE	3-0	W	36-22-9-4	18,237
31 Dec. 13	VANCOUVER	6-3	W	10-14-5-2	14,620	72 Mar. 24	@ Phoenix	0-4	L	36-23-9-4	14,511
32 Dec. 15	COLUMBUS	3-2	W	11-14-5-2	16,224	73 Mar. 26	@ Vancouver	0-4	L	36-24-9-4	18,422
33 Dec. 16	@ Anaheim	3-2 OT	W	12-14-5-2	17,002	74 Mar. 28	@ Edmonton	2-2	T	36-24-10-4	16,839
34 Dec. 18	@ Toronto	3-1	W	13-14-5-2	19,320	75 Mar. 30	@ Calgary	3-5	L	36-25-10-4	17,046
35 Dec. 20	@ Ottawa	4-2	W	14-14-5-2	16,207	76 Apr. 2	VANCOUVER	4-4	T	36-25-11-4	18,118
36 Dec. 22	@ Montreal	1-2	L	14-15-5-2	20,152	77 Apr. 4	DETROIT	3-0	W	37-25-11-4	18,621
37 Dec. 26	@ Phoenix	1-1	T	14-15-6-2	12,902	78 Apr. 6	EDMONTON	4-3 OT	W	38-25-11-4	18,311
38 Dec. 27	ANAHEIM	2-2	T	14-15-7-2	18,610	79 Apr. 8	DALLAS	3-0	W	39-25-11-4	18,118
39 Dec. 29	NY RANGERS	5-4	L	14-16-7-2	18,420	80 Apr. 11	@ Vancouver	2-5	L	39-26-11-4	18,422
40 Jan. 2	FLORIDA	3-1	W	15-16-7-2	17,006	81 Apr. 13	@ San Jose	1-3	L	39-27-11-4	17,496
41 Jan. 5	@ NY Islanders	3-0	W	16-16-7-2	16,234	82 Apr. 14	ANAHEIM	1-0	W	40-27-11-4	18,349

# KINGS 2002-03 SEASON IN REVIEW

**Record:** 33-37-6-6 (78 points)  
**Pacific Division Finish:** 3rd

**General Manager:** Dave Taylor  
**Head Coach:** Andy Murray  
**Captain:** Mattias Norstrom

SCORING											
PLAYER	GP	G	A	PTS	PIM	PLAYER	GP	G	A	PTS	PIM
Ziggy Palffy	76	37	48	85	47	Jared Aulin	17	2	2	4	0
Mathieu Schneider	65	14	29	43	57	Sean Avery	12	1	3	4	33
Bryan Smolinski	58	18	20	38	18	Tomas Zizka	10	0	3	3	4
Jaroslav Modry	82	13	25	38	68	Andreas Lilja	17	0	3	3	14
Derek Armstrong	66	12	26	38	30	Dmitry Yushkevich	42	0	3	3	24
Eric Belanger	62	16	19	35	26	Chris Schmidt	10	0	2	2	5
Alexander Frolov	79	14	17	31	34	Jon Sim	14	0	2	2	19
Jason Allison	26	6	22	28	22	Chris McAlpine	21	0	2	2	24
Lubomir Visnovsky	57	8	16	24	28	Jerred Smithson	22	0	2	2	21
Ian Laperriere	73	7	12	19	122	Ryan Flinn	19	1	0	1	28
Adam Deadmarsh	20	13	4	17	21	Jason Holland	2	0	1	1	0
Mikko Eloranta	75	5	12	17	56	Jamie Storr	39	0	1	1	8
Erik Rasmussen	57	4	12	16	28	Pavel Rosa	2	0	0	0	0
Brad Chartrand	62	8	6	14	33	Maxim Kuznetsov	3	0	0	0	0
Steve Heinze	27	5	7	12	12	Ken Belanger	4	0	0	0	17
Joe Corvo	50	5	7	12	14	Scott Barney	5	0	0	0	0
Craig Johnson	70	3	6	9	22	Derek Bekar	6	0	0	0	4
Jaroslav Bednar	15	0	9	9	4	Cristobal Huet	12	0	0	0	0
Michael Cammalleri	28	5	3	8	22	Kip Brennan	19	0	0	0	57
Brad Norton	53	3	3	6	97	Felix Potvin	42	0	0	0	4
Aaron Miller	49	1	5	6	24	Team PIM					50
Mattias Norstrom	82	0	6	6	49						
Steve Kelly	15	2	3	5	0						
						Team Totals	82	203	341	544	1,146
GOALTENDER											
	GP	MIN	GA	SO	EN	SA	%	AVG	W-L-OT		
Cristobal Huet	12	541	21	1	2	241	.913	2.33	4-4-1		
Jamie Storr	39	2,027	86	3	4	904	.905	2.55	12-19-2		
Felix Potvin	42	2,367	105	3	3	987	.894	2.66	17-20-3		
Empty Net Goals			9			9					
Team Totals	82	4,986	221	7	9	2,141	.897	2.66	33-37-6-6		

## RESULTS

1	Oct. 9	PHOENIX	4-1	W	1-0-0-0	18,260	42	Jan. 9	EDMONTON	4-5	L	17-18-4-3	15,783
2	Oct. 12	DETROIT	3-2	W	2-0-0-0	18,177	43	Jan. 11	ST. LOUIS	1-2	L	17-19-4-3	18,118
3	Oct. 16	@ Anaheim	4-2	W	3-0-0-0	11,332	44	Jan. 13	SAN JOSE	3-2	W	18-19-4-3	17,035
4	Oct. 17	COLORADO	1-4	L	3-1-0-0	18,118	45	Jan. 16	@ Edmonton	0-2	L	18-20-4-3	16,839
5	Oct. 19	VANCOUVER	2-2	T	3-1-1-0	16,762	46	Jan. 18	@ Calgary	1-2 OT	L	18-20-4-4	16,675
6	Oct. 23	@ Detroit	3-3	T	3-1-2-0	20,058	47	Jan. 22	@ Anaheim	5-6	L	18-21-4-4	17,174
7	Oct. 25	@ NY Rangers	6-2	W	4-1-2-0	18,200	48	Jan. 23	MINNESOTA	1-2	L	18-22-4-4	16,480
8	Oct. 27	@ Columbus	1-5	L	4-2-2-0	17,106	49	Jan. 25	NEW JERSEY	2-1	W	19-22-4-4	18,233
9	Oct. 29	@ Atlanta	4-0	W	5-2-2-0	11,440	50	Jan. 27	SAN JOSE	0-3	L	19-23-4-4	16,126
10	Oct. 31	@ Chicago	1-2 OT	L	5-2-2-1	10,271	51	Jan. 28	@ San Jose	1-3	L	19-24-4-4	17,496
11	Nov. 1	NASHVILLE	6-5	W	6-2-2-1	18,118	52	Jan. 30	OTTAWA	3-0	W	20-24-4-4	16,518
12	Nov. 4	MINNESOTA	2-5	L	6-3-2-1	15,693	53	Feb. 5	PHOENIX	4-3	W	21-24-4-4	16,649
13	Nov. 5	@ San Jose	2-5	L	6-4-2-1	17,496	54	Feb. 7	CAROLINA	8-2	W	22-24-4-4	18,118
14	Nov. 8	@ Ottawa	3-2	W	7-4-2-1	16,926	55	Feb. 9	@ Dallas	1-3	L	22-25-4-4	18,532
15	Nov. 9	@ Montreal	1-3	L	7-5-2-1	21,273	56	Feb. 11	@ Nashville	3-2	W	23-25-4-4	10,334
16	Nov. 12	@ Toronto	3-4 OT	L	7-5-2-2	19,225	57	Feb. 13	CALGARY	4-2	W	24-25-4-4	17,339
17	Nov. 14	@ Vancouver	2-3	L	7-6-2-2	18,422	58	Feb. 15	NY ISLANDERS	2-3	L	24-26-4-4	18,118
18	Nov. 16	@ Edmonton	4-1	W	8-6-2-2	16,461	59	Feb. 17	SAN JOSE	3-2	W	25-26-4-4	16,301
19	Nov. 19	@ Minnesota	2-2	T	8-6-3-2	18,064	60	Feb. 20	@ Philadelphia	0-5	L	25-27-4-4	19,391
20	Nov. 21	@ St. Louis	2-3 OT	L	8-6-3-3	19,667	61	Feb. 21	@ Buffalo	4-1	W	26-27-4-4	11,866
21	Nov. 23	DALLAS	2-0	W	9-6-3-3	18,292	62	Feb. 24	@ Detroit	4-5	L	26-28-4-4	20,058
22	Nov. 27	FLORIDA	2-5	L	9-7-3-3	16,782	63	Feb. 25	@ Pittsburgh	5-3	W	27-28-4-4	11,736
23	Nov. 29	@ Anaheim	2-2	T	9-7-4-3	17,174	64	Feb. 27	@ Columbus	1-3	L	27-29-4-4	18,136
24	Nov. 30	CHICAGO	4-1	W	10-7-4-3	18,118	65	Mar. 1	ATLANTA	4-1	W	28-29-4-4	18,118
25	Dec. 5	NASHVILLE	2-3	L	10-8-4-3	15,877	66	Mar. 4	ANAHEIM	1-2	L	28-30-4-4	18,118
26	Dec. 7	COLUMBUS	2-4	L	10-9-4-3	18,118	67	Mar. 6	EDMONTON	1-2	L	28-31-4-4	18,118
27	Dec. 10	@ Nashville	3-0	W	11-9-4-3	10,208	68	Mar. 8	MONTREAL	2-1	W	29-31-4-4	18,118
28	Dec. 11	@ Dallas	3-0	W	12-9-4-3	18,532	69	Mar. 10	DETROIT	2-3	L	29-32-4-4	18,344
29	Dec. 14	PITTSBURGH	3-2	W	13-9-4-3	18,184	70	Mar. 12	@ Tampa Bay	2-4	L	29-33-4-4	17,138
30	Dec. 15	@ Phoenix	1-2	L	13-10-4-3	11,819	71	Mar. 14	@ Washington	3-1	W	30-33-4-4	17,308
31	Dec. 17	ST. LOUIS	6-2	W	14-10-4-3	15,662	72	Mar. 15	@ Carolina	0-0	T	30-33-5-4	16,017
32	Dec. 19	ANAHEIM	1-4	W	15-10-4-3	18,118	73	Mar. 18	CALGARY	1-4	L	30-34-5-4	17,470
33	Dec. 22	@ Chicago	5-3	L	15-11-4-3	15,588	74	Mar. 20	TAMPA BAY	2-2	T	30-34-6-4	17,569
34	Dec. 23	@ St. Louis	0-5	L	15-12-4-3	19,993	75	Mar. 22	BOSTON	3-4 OT	L	30-34-6-5	18,118
35	Dec. 26	PHOENIX	4-3	W	16-12-4-3	18,738	76	Mar. 25	COLUMBUS	1-2	L	30-35-6-5	17,493
36	Dec. 29	@ Colorado	1-6	L	16-13-4-3	18,007	77	Mar. 27	@ Colorado	0-3	L	30-36-6-5	18,007
37	Dec. 30	CHICAGO	0-2	L	16-14-4-3	18,118	78	Mar. 29	VANCOUVER	1-5	L	30-37-6-5	18,118
38	Jan. 2	PHILADELPHIA	1-4	L	16-15-4-3	18,118	79	Mar. 31	@ Phoenix	5-4 OT	W	31-37-6-5	11,802
39	Jan. 4	DALLAS	2-3	L	16-16-4-3	18,118	80	Apr. 2	COLORADO	5-3	W	32-37-6-5	18,393
40	Jan. 6	@ Minnesota	3-2	W	17-16-4-3	18,568	81	Apr. 4	@ Calgary	1-2 OT	L	32-37-6-6	17,003
41	Jan. 7	@ Dallas	4-7	L	17-17-4-3	18,532	82	Apr. 6	@ Vancouver	2-0	W	33-37-6-6	18,514



# KINGS 2003-04 SEASON IN REVIEW

**Record:** 28-29-16-9 (81 points)  
**Pacific Division Finish:** 3rd

**General Manager:** Dave Taylor  
**Head Coach:** Andy Murray  
**Captain:** Mattias Norstrom

SCORING						PLAYER					
PLAYER	GP	G	A	PTS	PIM	PLAYER	GP	G	A	PTS	PIM
Luc Robitaille	80	22	29	51	56	John Tripp	34	1	5	6	33
Alexander Frolov	77	24	24	48	24	Tomas Zizka	15	2	3	5	12
Trent Klatt	82	17	26	43	46	Dustin Brown	31	1	4	5	16
Ziggy Palffy	35	16	25	41	12	Jeff Cowan	13	2	1	3	24
Jozef Stumpel	64	8	29	37	16	Aaron Miller	35	1	2	3	32
Derek Armstrong	57	14	21	35	33	Martin Strbak	5	2	0	2	8
Eric Belanger	81	13	20	33	44	Pavel Rosa	2	1	1	2	0
Jaroslav Modry	79	5	27	32	44	Kip Brennan	18	1	0	1	79
Lubomir Visnovsky	58	8	21	29	26	Bryan Muir	2	0	1	1	2
Sean Avery	76	9	19	28	261	Noah Clarke	2	0	1	1	0
Joe Corvo	72	8	17	25	36	Denis Grebeshkov	4	0	1	1	0
Ian Laperriere	62	10	12	22	58	Jerred Smithson	8	0	1	1	4
Michael Cammalleri	31	9	6	15	20	Anson Carter	15	0	1	1	0
Martin Straka	32	6	8	14	4	Maxim Kuznetsov	16	0	1	1	20
Mattias Norstrom	74	1	13	14	44	Brad Norton	20	0	1	1	77
Jon Sim	48	6	7	13	27	Mathieu Chouinard	1	0	0	0	0
Scott Barney	19	5	6	11	4	Milan Hnilicka	2	0	0	0	0
Esa Pirnes	57	3	8	11	12	Steve Kelly	3	0	0	0	0
Nathan Dempsey	17	4	3	7	2	Cristobal Huet	41	0	0	0	4
Brad Chartrand	53	3	4	7	30	Roman Cechmanek	49	0	0	0	2
Tim Gleason	47	0	7	7	21	Team PIM					6
Jason Holland	52	3	3	6	24	Team Totals	82	205	358	563	1,163
GOALTENDER						GOALTENDER					
GP	MIN	GA	SO	EN	SA	%	AVG	W-L-OT			
Mathieu Chouinard	1	3	0	0	0	2	1,000	0.00	0-0-0		
Cristobal Huet	41	2,199	89	3	7	961	.907	2.43	10-16-10		
Roman Cechmanek	49	2,701	113	5	3	1,198	.906	2.51	18-21-6		
Milan Hnilicka	2	80	5	0	0	42	.881	3.75	0-1-0		
Empty Net Goals			10								
Team Totals	82	5,029	217	8	10	2,213	.897	2.66	28-29-16-9		

## RESULTS

2	Oct. 9	@	Detroit	2-3	L	0-1-0-0	20,066	42	Jan. 10	COLUMBUS	2-2	T	16-14-8-4	18,118
2	Oct. 10	@	Pittsburgh	3-0	W	1-1-0-0	16,986	43	Jan. 13	@ Nashville	0-0	T	16-14-9-4	10,007
3	Oct. 12	@	Chicago	4-2	W	2-1-0-0	11,947	44	Jan. 14	@ Minnesota	2-2	T	16-14-10-5	18,528
4	Oct. 15		OTTAWA	4-3	W	3-1-0-0	18,180	45	Jan. 16	@ Columbus	2-3 OT	L	16-14-10-5	17,238
5	Oct. 18		BOSTON	3-4	L	3-2-0-0	18,118	46	Jan. 18	@ Chicago	2-1	W	17-14-10-5	13,504
6	Oct. 21		PHILADELPHIA	4-0	W	4-2-0-0	16,771	47	Jan. 20	CALGARY	4-1	W	18-14-10-5	18,118
7	Oct. 23		BUFFALO	1-5	L	4-3-0-0	15,752	48	Jan. 22	DETROIT	4-5	L	18-15-10-5	18,118
8	Oct. 25		CHICAGO	2-3	L	4-4-0-0	18,118	49	Jan. 24	ANAHEIM	4-2	W	19-15-10-5	18,186
9	Oct. 30		VANCOUVER	1-3	L	4-5-0-0	16,966	50	Jan. 26	MINNESOTA	2-2	T	19-15-11-5	18,118
10	Nov. 1		PHOENIX	7-3	W	5-5-0-0	18,118	51	Jan. 28	@ Anaheim	4-3 OT	W	20-15-11-5	17,174
11	Nov. 5	@	Florida	3-2	W	6-5-0-0	13,276	52	Jan. 29	COLORADO	3-3	T	20-15-12-5	18,118
12	Nov. 6	@	Tampa Bay	1-0 OT	W	7-5-0-0	14,287	53	Jan. 31	@ Edmonton	4-3	W	21-15-12-5	16,839
13	Nov. 8	@	Carolina	2-3 OT	L	7-5-0-1	13,170	54	Feb. 3	@ Calgary	4-4	T	21-15-13-5	14,169
14	Nov. 10	@	Washington	3-2	W	8-5-0-1	11,397	55	Feb. 10	@ Minnesota	3-1	W	22-15-13-5	18,568
15	Nov. 13		TORONTO	4-4	T	8-5-1-1	17,163	56	Feb. 11	@ Columbus	2-3 OT	L	22-15-13-6	16,221
16	Nov. 15		ST. LOUIS	0-1	L	8-6-1-1	17,462	57	Feb. 13	@ Buffalo	3-8	L	22-16-13-6	18,690
17	Nov. 19		NASHVILLE	3-0	W	9-6-1-1	16,935	58	Feb. 15	@ New Jersey	2-3 OT	L	22-16-13-7	17,402
18	Nov. 21	@	Dallas	1-3	L	9-7-1-1	18,225	59	Feb. 16	@ NY Islanders	1-1	T	22-16-14-7	15,369
19	Nov. 22	@	Colorado	2-0	W	10-7-1-1	18,007	60	Feb. 18	DALLAS	3-4	L	22-17-14-7	18,118
20	Nov. 25		NEW JERSEY	0-4	L	10-8-1-1	17,067	61	Feb. 21	COLUMBUS	4-3	W	23-17-14-7	18,118
21	Nov. 27	@	Phoenix	4-6	L	10-9-1-1	13,751	62	Feb. 23	NASHVILLE	3-0	W	24-17-14-7	17,612
22	Nov. 29		CHICAGO	3-1	W	11-9-1-1	18,118	63	Feb. 25	@ Dallas	1-1	T	24-17-15-7	18,011
23	Nov. 30	@	Dallas	2-1	W	12-9-1-1	18,198	64	Feb. 28	ANAHEIM	2-1	W	25-17-15-7	18,207
24	Dec. 2	@	St. Louis	1-4	L	12-10-1-1	15,632	65	Feb. 29	@ Anaheim	3-6	L	25-18-15-7	17,146
25	Dec. 4		DALLAS	3-0	W	13-10-1-1	17,499	66	Mar. 4	MINNESOTA	1-1	T	25-18-16-7	18,118
26	Dec. 6		WASHINGTON	7-3	W	14-10-1-1	18,118	67	Mar. 6	MONTREAL	2-4	L	25-19-16-7	18,258
27	Dec. 8	@	Detroit	2-3 OT	L	14-10-1-2	20,066	68	Mar. 9	PHOENIX	3-2	W	26-19-16-7	18,118
28	Dec. 10	@	Atlanta	3-4 OT	L	14-10-1-3	11,059	69	Mar. 10	@ Phoenix	3-1	W	27-19-16-7	13,809
29	Dec. 11	@	Nashville	4-1	W	15-10-1-3	10,076	70	Mar. 13	@ San Jose	1-3	L	27-20-16-7	17,496
30	Dec. 13	@	St. Louis	1-2	L	15-11-1-3	17,837	71	Mar. 14	ANAHEIM	5-1	W	28-20-16-7	18,118
31	Dec. 16		EDMONTON	4-2	W	16-11-1-3	18,118	72	Mar. 16	ST. LOUIS	3-5	L	28-21-16-7	18,118
32	Dec. 18		PHOENIX	4-4	T	16-11-2-3	17,716	73	Mar. 18	SAN JOSE	3-5	L	28-22-16-7	18,118
33	Dec. 20		COLORADO	3-3	T	16-11-3-3	18,118	74	Mar. 20	DETROIT	2-4	L	28-23-16-7	18,118
34	Dec. 22	@	Vancouver	4-4	T	16-11-4-3	18,630	75	Mar. 22	EDMONTON	1-2	L	28-24-16-7	18,118
35	Dec. 26	@	San Jose	0-5	L	16-12-4-3	17,496	76	Mar. 24	@ Vancouver	0-1	L	28-25-16-7	18,630
36	Dec. 27		SAN JOSE	4-4	T	16-12-5-3	18,743	77	Mar. 26	@ Edmonton	1-3	L	28-26-16-7	16,839
37	Dec. 30		NY RANGERS	2-3 OT	L	16-12-5-4	18,542	78	Mar. 27	@ Calgary	2-3 OT	L	28-26-16-8	18,419
38	Dec. 31	@	Phoenix	0-4	L	16-13-5-4	18,106	79	Mar. 29	@ Colorado	1-2	L	28-27-16-8	18,007
39	Jan. 3		DALLAS	2-2	T	16-13-6-4	18,118	80	Mar. 31	SAN JOSE	0-3	L	28-28-16-8	18,118
40	Jan. 7	@	Anaheim	4-4	T	16-13-7-4	17,174	81	Apr. 2	CALGARY	2-3	L	28-29-16-8	18,247
41	Jan. 8		VANCOUVER	1-3	L	16-14-7-4	16,938	82	Apr. 4	@ San Jose	3-4 OT	L	28-29-16-9	17,496

# KINGS 2005-06 SEASON IN REVIEW

**Record:** 42-35-5 (89 points)  
**Pacific Division Finish:** 4th

**General Manager:** Dave Taylor  
**Head Coach:** Andy Murray (37-28-5)/  
 John Torchetti (5-7-0)  
**Captain:** Mattias Norstrom

SCORING						PLAYER					
PLAYER	GP	G	A	PTS	PIM	PLAYER	GP	G	A	PTS	PIM
Lubomir Visnovsky	80	17	50	67	50	Aaron Miller	56	0	8	8	27
Craig Conroy	78	22	44	66	78	Jeff Giuliano	48	3	4	7	26
Pavel Demitra	58	25	37	62	42	George Parros	55	2	3	5	138
Michael Cammalleri	80	26	29	55	50	Mathieu Garon	63	0	3	3	8
Alexander Frolov	69	21	33	54	40	Denis Grebeshkov	8	0	2	2	12
Derek Armstrong	62	13	28	41	46	Petr Kanko	10	1	0	1	0
Joe Corvo	81	14	26	40	38	Konstantin Pushkarev	1	0	1	1	0
Sean Avery	75	15	24	39	257	Brent Sopel	11	0	1	1	6
Eric Belanger	65	17	20	37	62	Matt Ryan	12	0	1	1	2
Dustin Brown	79	14	14	28	80	Jason LaBarbera	29	0	1	1	0
Mattias Norstrom	77	4	23	27	58	Adam Hauser	1	0	0	0	0
Luc Robitaille	65	15	9	24	52	Ryan Flinn	2	0	0	0	5
Jeremy Roenick	58	9	13	22	36	Connor James	2	0	0	0	0
Tom Kostopoulos	76	8	14	22	100	Richard Petiot	2	0	0	0	2
Tim Gleason	78	2	19	21	77	Jeff Tambellini	4	0	0	0	2
Nathan Dempsey	53	2	11	13	48	Ken Belanger	5	0	0	0	7
Jeff Cowan	46	8	1	9	73	Noah Clarke	5	0	0	0	34
Mike Weaver	53	0	9	9	14	Shootout Goals/Team PIM					6
Mark Parrish	19	5	3	8	4	Team Totals	82	249	431	680	1,474
GOALTENDER						GOALTENDER					
GP	MIN	GA	SO	EN	SA	%	AVG	W-L-OT			
Jason LaBarbera	29	1,433	69	1	5	688	.900	2.89	11-9-2		
Mathieu Garon	63	3,446	185	4	4	1,738	.894	3.22	31-26-3		
Adam Hauser	1	51	6	0	0	24	.750	7.06	0-0-0		
Empty Net Goals			9			9					
Shootout Goals Allowed			1								
Team Totals	82	4,975	270	5	9	2,459	.891	3.24	42-35-5		

## RESULTS

1	Oct. 5	@	Dallas	4-5	L	0-1-0	18,532	42	Jan. 2	DALLAS	3-2	W*	26-14-2	18,118+
2	Oct. 6		PHOENIX	3-2	W	1-1-0	18,118+	43	Jan. 5	PHOENIX	4-0	W	27-14-2	18,118+
3	Oct. 9		MINNESOTA	2-1	W*	2-1-0	17,725	44	Jan. 7	@ San Jose	2-3	L	27-15-2	17,496
4	Oct. 11		EDMONTON	3-1	W	3-1-0	16,394	45	Jan. 9	@ Anaheim	2-6	L	27-16-2	17,174
5	Oct. 13		DETROIT	2-5	L	3-2-0	18,118+	46	Jan. 12	@ Boston	6-0	W	28-16-2	13,766
6	Oct. 16		COLUMBUS	3-1	W	4-2-0	17,156	47	Jan. 14	@ Buffalo	1-10	L	28-17-2	18,690
7	Oct. 19	@	Colorado	5-4	W	5-2-0	18,007	48	Jan. 17	TAMPA BAY	1-4	L	28-18-2	17,017
8	Oct. 20	@	Dallas	7-2	W	6-2-0	16,624	49	Jan. 19	ATLANTA	8-6	W	29-18-2	18,118+
9	Oct. 23		CALGARY	2-3	L	6-3-0	18,118+	50	Jan. 21	SAN JOSE	3-4	O*	29-18-3	18,118+
10	Oct. 25		ANAHEIM	3-1	W	7-3-0	18,118+	51	Jan. 23	ANAHEIM	3-2	W**	30-18-3	18,118+
11	Oct. 28		SAN JOSE	4-5	L	7-4-0	18,118+	52	Jan. 24	@ San Jose	1-4	L	30-19-3	16,166
12	Oct. 29		ST. LOUIS	5-2	W	8-4-0	17,506	53	Jan. 26	EDMONTON	3-5	L	30-20-3	18,118+
13	Nov. 2	@	Dallas	6-3	W	9-4-0	15,732	54	Jan. 28	ANAHEIM	2-6	L	30-21-3	18,118+
14	Nov. 3	@	Phoenix	0-4	L	9-5-0	14,626	55	Jan. 30	@ Anaheim	3-4	O*	30-21-4	17,174
15	Nov. 5		NASHVILLE	3-2	W**	10-5-0	17,556	56	Feb. 2	@ Phoenix	1-2	O**	30-21-5	14,372
16	Nov. 9	@	Detroit	4-5	O*	10-5-5	20,066	57	Feb. 7	@ Minnesota	1-5	L	30-22-5	18,568
17	Nov. 11	@	Chicago	4-2	W	11-5-1	18,376	58	Feb. 8	@ Columbus	4-7	L	30-23-5	16,162
18	Nov. 13	@	Columbus	8-2	W	12-5-1	16,174	59	Feb. 11	CHICAGO	5-4	W*	31-23-5	18,118+
19	Nov. 15	@	Nashville	2-3	L	12-6-1	10,779	60	Feb. 12	DALLAS	6-5	W	32-23-5	18,118+
20	Nov. 17		VANCOUVER	5-4	W	13-6-1	18,118+	61	Mar. 2	MINNESOTA	3-2	W	33-23-5	18,118+
21	Nov. 19		COLORADO	4-3	W	14-6-1	18,118+	62	Mar. 4	COLUMBUS	3-2	W	34-23-5	17,238
22	Nov. 22	@	St. Louis	6-3	W	15-6-1	14,306	63	Mar. 7	@ Minnesota	3-2	W*	35-23-5	18,568
23	Nov. 24	@	Nashville	3-4	L	15-7-1	16,810	64	Mar. 9	@ Detroit	3-7	L	35-24-5	20,066
24	Nov. 26		CHICAGO	3-2	W	16-7-1	18,118+	65	Mar. 11	@ St. Louis	2-1	W**	36-24-5	15,296
25	Nov. 28		DETROIT	2-5	L	16-8-1	18,118+	66	Mar. 13	@ San Jose	3-4	L	36-25-5	15,684
26	Nov. 30	@	Chicago	2-3	L	16-9-1	14,833	67	Mar. 14	PHOENIX	2-6	L	36-26-5	18,118+
27	Dec. 2	@	Ottawa	1-5	L	16-10-1	19,671	68	Mar. 16	DALLAS	1-4	L	36-27-5	18,017
28	Dec. 3	@	Montreal	2-3	L	16-11-1	21,273	69	Mar. 18	ST. LOUIS	3-1	W	37-27-5	18,118+
29	Dec. 6	@	Toronto	2-1	W	17-11-1	19,403	70	Mar. 20	COLORADO	0-5	L	37-28-5	18,118+
30	Dec. 8		CAROLINA	2-3	L	17-12-1	17,010	71	Mar. 25	NASHVILLE	6-4	W	38-28-5	18,118+
31	Dec. 10		FLORIDA	3-1	W	18-12-1	16,827	72	Mar. 27	@ Vancouver	4-7	L	38-29-5	18,630
32	Dec. 14		WASHINGTON	2-3	L	18-13-1	17,217	73	Mar. 29	@ Calgary	1-2	L	38-30-5	19,289
33	Dec. 16	@	Anaheim	4-3	W**	19-13-1	17,174	74	Mar. 30	@ Edmonton	0-4	L	38-31-5	16,839
34	Dec. 17		PHOENIX	4-1	W	20-13-1	18,118+	75	Apr. 1	DALLAS	1-0	W	39-31-5	18,118+
35	Dec. 19	@	Vancouver	4-3	W**	21-13-1	18,630	76	Apr. 3	VANCOUVER	1-0	W	40-31-5	17,196
36	Dec. 21	@	Calgary	5-2	W	22-13-1	19,289	77	Apr. 4	@ Anaheim	2-6	L	40-32-5	17,174
37	Dec. 23	@	Edmonton	3-5	L	22-14-1	16,839	78	Apr. 6	SAN JOSE	0-5	L	40-33-5	18,118+
38	Dec. 26		SAN JOSE	4-3	W	23-14-1	18,118+	79	Apr. 8	ANAHEIM	2-4	L	40-34-5	17,242
39	Dec. 28	@	Colorado	5-3	W	24-14-1	18,007	80	Apr. 13	@ Phoenix	0-3	L	40-35-5	17,386
40	Dec. 29	@	Phoenix	5-6	O*	24-14-2	17,799	81	Apr. 15	CALGARY	2-1	W**	41-35-5	18,118+
41	Dec. 31	@	Dallas	3-2	W	25-14-2	18,584	82	Apr. 17	@ San Jose	4-0	W	42-35-5	17,496

# KINGS 2006-07 SEASON IN REVIEW

Record: 27-41-14 (68 points)  
Pacific Division Finish: 4th

General Manager: Dean Lombardi  
Head Coach: Marc Crawford  
Captain: Mattias Norstrom

SCORING										
PLAYER	GP	G	A	PTS	PIM	PLAYER	GP	G	A	PTS
Michael Cammalleri	81	34	46	80	48	Konstantin Pushkarev	16	2	2	4
Alexander Frolov	82	35	36	71	34	Oleg Tverdokovsky	26	0	4	4
Anze Kopitar	72	20	41	61	24	John Zeiler	23	1	2	3
Lubomir Visnovsky	69	18	40	58	26	Noah Clarke	13	2	0	2
Dustin Brown	81	17	33	46	54	Peter Harrold	12	0	2	2
Derek Armstrong	67	11	33	44	62	Marty Murray	19	0	2	2
Rob Blake	72	14	20	34	82	Jeff Cowan	21	0	2	2
Sean Avery	55	10	18	28	116	Alyn McCauley	10	1	0	1
Brent Sopel	44	4	19	23	14	Jason Ward	7	0	1	1
Tom Kostopoulos	76	7	15	22	73	Sean Burke	23	0	1	1
Brian Willisie	81	11	10	21	49	Dan Cloutier	24	0	1	1
Patrick O'Sullivan	44	5	14	19	14	Mathieu Garon	32	0	1	1
Craig Conroy	52	5	11	16	38	Shay Stephenson	2	0	0	0
Scott Thornton	58	7	6	13	85	Yutaka Fukufuji	4	0	0	0
Kevin Dallman	53	1	9	10	12	Lauri Tukonen	4	0	0	0
Jamie Lundmark	29	7	2	9	25	Tim Jackman	5	0	0	0
Mike Weaver	39	3	6	9	16	Joe Piskula	5	0	0	0
Mattias Norstrom	62	2	7	9	40	Gabe Gauthier	5	0	0	0
Raitis Ivanans	66	4	4	8	140	Jack Johnson	5	0	0	0
Jamie Heward	19	2	6	2	22	Barry Brust	11	0	0	0
Jaroslav Modry	9	0	8	8	22	Shootout Goals/Team PIM	4	4	24	24
Aaron Miller	82	0	8	8	60	Team Totals	82	227	406	633
GOALTENDER										
PLAYER	GP	MIN	GA	SO	EN	SA	%	AVG	W-L-OT	
Mathieu Garon	32	1,779	79	2	3	849	.907	2.66	13-10-6	
Sean Burke	23	1,310	68	1	2	687	.901	3.11	6-10-5	
Barry Brust	11	486	30	0	2	245	.878	3.70	2-4-1	
Dan Cloutier	24	1,281	85	0	1	608	.860	3.98	6-14-2	
Yutaka Fukufuji	4	96	7	0	0	43	.837	4.38	0-3-0	
Empty Net Goals			8			8				
Shootout Goals Allowed			6							
Team Totals	82	4,992	283	3	8	2,440	.886	3.33	27-41-14	

## RESULTS

1 Oct. 6 @ Anaheim 3-4 L 0-1-0 17,174	42 Jan. 3 COLUMBUS 3-0 W 15-22-5 16,451
2 Oct. 7 ST. LOUIS 4-1 W 1-1-0 18,118+	43 Jan. 6 DETROIT 4-2 W 16-22-5 18,118+
3 Oct. 10 NY ISLANDERS 4-2 W 2-1-0 14,394	44 Jan. 8 EDMONTON 1-2 O* 16-22-6 16,224
4 Oct. 12 DALLAS 1-4 L 2-2-0 14,167	45 Jan. 11 SAN JOSE 2-5 L 16-23-6 17,054
5 Oct. 14 DALLAS 1-4 L 2-3-0 17,052	46 Jan. 13 @ St. Louis 5-6 L 16-24-6 17,868
6 Oct. 16 DETROIT 1-3 L 2-4-0 17,417	47 Jan. 15 @ Dallas 1-3 L 16-25-6 17,992
7 Oct. 18 MINNESOTA 1-2 O* 2-4-1 14,617	48 Jan. 16 @ Atlanta 2-6 L 16-26-6 13,205
8 Oct. 19 @ Phoenix 4-0 W 3-4-1 12,714	49 Jan. 18 ST. LOUIS 1-3 L 16-27-6 16,544
9 Oct. 22 ANAHEIM 2-3 O** 3-4-2 18,118+	50 Jan. 20 PHOENIX 2-3 L 16-28-6 18,346+
10 Oct. 23 @ Colorado 1-6 L 3-5-2 17,284	51 Jan. 26 @ Vancouver 3-2 W* 17-28-6 18,630
11 Oct. 25 @ Minnesota 1-3 L 3-6-2 18,568	52 Jan. 27 @ Edmonton 3-4 L 17-29-6 18,639
12 Oct. 27 @ Columbus 0-2 L 3-7-2 16,087	53 Jan. 30 @ Calgary 1-4 L 17-30-6 19,289
13 Oct. 28 @ Dallas 2-3 L 3-8-2 17,711	54 Feb. 1 CHICAGO 2-3 O* 17-30-7 16,958
14 Oct. 30 NY RANGERS 4-1 W 4-8-2 17,236	55 Feb. 3 @ Florida 7-0 W 18-30-7 15,108
15 Nov. 1 PITTSBURGH 3-4 O* 4-8-3 18,118+	56 Feb. 6 @ Tampa Bay 2-3 O** 18-30-8 18,273
16 Nov. 4 @ Phoenix 4-6 L 4-9-3 14,631	57 Feb. 8 @ Washington 3-4 O** 18-30-9 15,527
17 Nov. 7 @ Colorado 6-5 W 5-9-3 17,196	58 Feb. 10 @ Nashville 4-1 W 19-30-9 17,113
18 Nov. 9 @ SAN JOSE 3-7 L 5-10-3 16,618	59 Feb. 13 @ Carolina 1-2 L 19-31-9 17,655
19 Nov. 11 MINNESOTA 2-3 O** 5-10-4 17,479	60 Feb. 17 ANAHEIM 2-3 O** 19-31-10 18,118+
20 Nov. 13 SAN JOSE 4-2 W 6-10-4 16,667	61 Feb. 18 @ Anaheim 4-3 W** 20-31-10 17,363
21 Nov. 16 PHILADELPHIA 3-4 L 6-11-4 16,446	62 Feb. 22 VANCOUVER 2-3 L 20-32-10 17,737
22 Nov. 18 PHOENIX 5-3 W 7-11-4 14,487	63 Feb. 24 COLORADO 6-5 W** 21-32-10 18,118+
23 Nov. 22 @ San Jose 3-6 L 7-12-4 17,496	64 Mar. 1 ANAHEIM 4-3 W 22-32-10 17,620
24 Nov. 24 @ Dallas 3-5 L 7-13-4 18,532	65 Mar. 3 NASHVILLE 3-6 L 22-33-10 16,854
25 Nov. 25 CALGARY 3-1 W 8-13-4 17,043	66 Mar. 6 @ Chicago 0-3 L 22-34-10 9,118
26 Nov. 27 NEW JERSEY 3-2 W** 9-13-4 16,223	67 Mar. 7 @ Columbus 2-3 O* 22-34-11 15,154
27 Nov. 30 @ Phoenix 4-7 L 9-14-4 11,526	68 Mar. 9 @ Detroit 2-3 O* 22-34-12 20,066
28 Dec. 2 ANAHEIM 3-4 L 9-15-4 16,141	69 Mar. 11 @ Dallas 3-4 O* 22-34-13 17,478
29 Dec. 3 @ Anaheim 3-2 W 10-15-4 17,174	70 Mar. 12 EDMONTON 5-1 W 23-34-13 16,954
30 Dec. 7 NASHVILLE 1-4 L 10-16-4 15,119	71 Mar. 15 CHICAGO 3-4 O** 23-34-14 16,110
31 Dec. 9 COLORADO 5-4 W 11-16-4 17,079	72 Mar. 17 COLUMBUS 5-3 W 24-34-14 17,197
32 Dec. 12 SAN JOSE 1-3 L 11-17-4 15,204	73 Mar. 18 @ Anaheim 5-3 W 25-34-14 17,174
33 Dec. 14 @ San Jose 4-2 W 12-17-4 17,496	74 Mar. 21 DALLAS 2-4 L 25-35-14 17,878
34 Dec. 16 DALLAS 3-4 O** 12-17-5 15,846	75 Mar. 23 @ Chicago 2-1 W 26-35-14 13,133
35 Dec. 19 CALGARY 3-5 L 12-18-5 17,247	76 Mar. 24 @ Minnesota 1-4 L 26-36-14 18,568
36 Dec. 21 @ St. Louis 2-5 L 12-19-5 10,390	77 Mar. 27 @ San Jose 1-3 L 26-37-14 17,496
37 Dec. 23 @ Nashville 0-7 L 12-20-5 14,739	78 Mar. 29 VANCOUVER 2-4 L 26-38-14 17,916
38 Dec. 26 PHOENIX 4-3 W** 13-20-5 18,118+	79 Apr. 1 @ San Jose 2-6 L 26-39-14 17,496
39 Dec. 28 @ Edmonton 7-4 W 14-20-5 16,839	80 Apr. 3 @ Vancouver 2-4 L 26-40-14 18,630
40 Dec. 29 @ Calgary 4-6 L 14-21-5 19,289	81 Apr. 5 @ Phoenix 2-3 L 26-41-14 15,965
41 Dec. 31 @ Detroit 2-6 L 14-22-5 20,066	82 Apr. 7 PHOENIX 3-2 W 27-41-14 18,118+

\*overtime \*\*shootout +home sellout

# 2007-08 KINGS SEASON IN REVIEW

Record: 32-43-7 (71 points)  
Pacific Division Finish: 5th

General Manager: Dean Lombardi  
Head Coach: Marc Crawford  
Captain: Rob Blake

SCORING										
PLAYER	GP	G	A	PTS	PIM	PLAYER	GP	G	A	PTS
Anze Kopitar	82	32	45	77	22	Jeff Giuliano	53	0	6	6
Alexander Frolov	71	23	44	67	22	Brian Boyle	8	4	1	5
Dustin Brown	78	33	27	60	55	Peter Harrold	25	2	3	5
Patrick O'Sullivan	82	22	31	53	36	Teddy Purcell	10	1	2	3
Michael Cammalleri	63	19	28	47	30	Matt Ellis	19	1	1	2
Lubomir Visnovsky	82	8	33	41	34	Brady Murray	4	1	0	1
Derek Armstrong	77	8	27	35	63	John Zeiler	36	0	1	1
Rob Blake	71	9	22	31	98	Lauri Tukonen	1	0	0	0
Ladislav Nagy	38	9	17	26	18	Daniel Taylor	1	0	0	0
Tom Preissing	77	8	16	24	16	Gabe Gauthier	3	0	0	0
Michal Handzus	82	7	14	21	67	Jonathan Quick	3	0	0	0
Brad Stuart	63	5	16	21	67	Jonathan Bernier	4	0	0	0
Kyle Calder	65	7	13	20	18	Dan Cloutier	9	0	0	0
Brian Willisie	53	4	8	12	30	Dan Cloutier	14	0	0	0
Jack Johnson	74	3	8	11	76	Jon Ernsberg	19	0	0	0
Matt Moulson	22	5	4	9	4	Jean-Sebastien Aubin	22	0	0	0
Raitis Ivanans	73	6	2	8	134	Jason LaBarbera	45	0	0	0
Scott Thornton	47	5	3	8	39	Shootout Goals/Team PIM	5	5	24	24
Kevin Dallman	34	3	4	7	4	Team Totals	82	231	381	612
Jaroslav Modry	61	1	5	6	42					
GOALTENDER										
PLAYER	GP	MIN	GA	SO	EN	SA	%	AVG	W-L-OT	
Erik Ernsberg	14	799	33	2	1	452	.927	2.48	6-5-3	
Jason LaBarbera	45	2,421	121	1	3	1,341	.910	3.00	17-23-2	
Jean-Sebastien Aubin	19	828	44	0	3	385	.886	3.19	5-6-1	
Dan Cloutier	9	489	28	0	1	247	.887	3.44	2-4-1	
Jonathan Quick	3	141	9	0	0	62	.855	3.83	1-2-0	
Jonathan Bernier	4	238	16	0	2	118	.864	4.03	1-3-0	
Daniel Taylor	1	20	2	0	0	10	.800	6.00	0-0-0	
Empty Net Goals			10			10				
Shootout Goals Allowed			3							
Team Totals	82	4,977	266	3	10	2,625	.900	3.17	32-43-7	

## RESULTS

1 Sept. 29 ANAHEIM* 4-1 W 1-0-0 17,551	42 Jan. 3 COLUMBUS 3-4 L 15-25-2 14,173
2 Sept. 30 @ Anaheim* 1-4 L 1-1-0 17,300	43 Jan. 5 CALGARY 4-6 L 15-26-2 18,118+
3 Oct. 6 ST. LOUIS 3-5 L 1-2-0 18,118+	44 Jan. 8 NASHVILLE 0-7 L 15-27-2 14,751
4 Oct. 10 @ Dallas 1-5 L 1-3-0 16,129	45 Jan. 10 TORONTO 5-2 W 16-27-2 18,118+
5 Oct. 12 BOSTON 6-8 L 1-4-0 17,064	46 Jan. 12 DALLAS 4-3 W** 17-27-2 16,916
6 Oct. 14 DETROIT 1-4 L 1-5-0 17,215	47 Jan. 15 @ Edmonton 3-1 W 18-27-2 16,839
7 Oct. 16 MINNESOTA 4-3 W** 2-5-0 14,239	48 Jan. 18 @ Calgary 1-6 L 18-28-2 19,289
8 Oct. 18 @ Calgary 3-4 L 2-6-0 19,289	49 Jan. 19 @ Vancouver 4-3 W 19-28-2 18,630
9 Oct. 19 @ Vancouver 4-2 W 3-6-0 18,630	50 Jan. 22 DETROIT 0-3 L 19-29-2 18,118+
10 Oct. 23 NASHVILLE 6-0 W 4-6-0 14,026	51 Jan. 24 ANAHEIM 3-1 W 20-29-2 18,118+
11 Oct. 25 DALLAS 2-1 W 5-6-0 14,559	52 Jan. 27 @ Philadelphia 2-3 O* 20-29-3 19,127
12 Oct. 27 EDMONTON 4-1 W 6-6-0 16,173	53 Jan. 31 @ NY Islanders 3-1 W 21-29-3 10,148
13 Oct. 31 COLUMBUS 1-4 L 6-7-0 11,491	54 Feb. 2 @ New Jersey 3-6 L 21-30-3 15,279
14 Nov. 2 @ San Jose 5-2 W 7-7-0 17,496	55 Feb. 5 @ NY Rangers 4-2 W 22-30-3 18,200
15 Nov. 3 SAN JOSE 1-3 L 7-8-0 18,118+	56 Feb. 7 @ Detroit 5-3 W 23-30-3 18,852
16 Nov. 10 DALLAS 6-5 W* 8-8-0 18,118+	57 Feb. 9 @ Pittsburgh 2-4 L 23-31-3 17,034
17 Nov. 13 @ Anaheim 3-4 O** 8-8-1 17,174	58 Feb. 10 @ Columbus 3-2 W** 24-31-3 15,823
18 Nov. 15 ANAHEIM 3-6 L 8-9-1 18,118+	59 Feb. 12 @ St. Louis 2-4 L 24-32-3 15,688
19 Nov. 17 PHOENIX 0-1 L 8-10-1 15,659	60 Feb. 15 CALGARY 6-3 W 25-32-3 18,118+
20 Nov. 19 @ Dallas 0-3 L 8-11-1 17,208	61 Feb. 16 @ Phoenix 3-4 L 25-33-3 17,997
21 Nov. 21 @ Phoenix 1-4 L 8-12-1 12,161	62 Feb. 18 PHOENIX 0-4 L 25-34-3 16,617
22 Nov. 24 @ San Jose 2-1 W 9-12-1 17,496	63 Feb. 21 ST. LOUIS 5-1 W 26-34-3 14,132
23 Nov. 25 @ Anaheim 2-3 L 9-13-1 17,174	64 Feb. 23 CHICAGO 5-6 O* 26-34-4 18,118+
24 Nov. 28 @ San Jose 3-2 W** 10-13-1 17,071	65 Feb. 28 @ Edmonton 4-5 L 26-35-4 16,839
25 Dec. 1 COLORADO 2-5 L 10-14-1 17,297	66 Mar. 1 @ Colorado 2-5 L 26-36-4 18,007
26 Dec. 3 EDMONTON 3-4 O** 10-14-2 14,193	67 Mar. 2 @ Minnesota 1-2 O* 26-36-5 18,568
27 Dec. 5 @ Phoenix 1-4 L 10-15-2 11,401	68 Mar. 4 @ St. Louis 2-3 L 26-37-5 14,973
28 Dec. 6 BUFFALO 8-2 W 11-15-2 15,980	69 Mar. 6 OTTAWA 2-0 W 27-37-5 17,580
29 Dec. 8 PHOENIX 2-4 L 11-16-2 16,053	70 Mar. 8 MONTREAL 2-5 L 27-38-5 18,118+
30 Dec. 10 VANCOUVER 4-2 W 12-16-2 15,087	71 Mar. 10 VANCOUVER 1-2 O* 27-38-6 14,653
31 Dec. 12 @ Chicago 3-6 L 12-17-2 12,534	72 Mar. 13 @ Nashville 4-1 W 28-38-6 15,853
32 Dec. 13 @ Dallas 1-4 L 12-18-2 17,913	73 Mar. 15 @ Minnesota 0-2 L 28-39-6 18,568
33 Dec. 15 MINNESOTA 1-2 L 12-19-2 16,648	74 Mar. 18 SAN JOSE 1-2 L 28-40-6 16,784
34 Dec. 17 COLORADO 2-4 L 12-20-2 16,647	75 Mar. 20 @ Phoenix 6-5 W** 29-40-6 14,852
35 Dec. 19 @ Detroit 2-6 L 12-21-2 19,516	76 Mar. 22 @ Dallas 4-2 W 30-40-6 18,532
36 Dec. 21 @ Columbus 1-2 L 12-22-2 14,034	77 Mar. 26 @ Anaheim 1-2 O** 30-40-7 17,331
37 Dec. 22 @ Nashville 3-4 L 12-23-2 15,698	78 Mar. 27 PHOENIX 4-0 W 31-40-7 17,331
38 Dec. 26 SAN JOSE 2-3 L 12-24-2 18,118+	79 Mar. 29 DALLAS 2-7 L 31-41-7 17,496
39 Dec. 29 @ Colorado 3-1 W 13-24-2 17,256	80 Apr. 1 @ San Jose 2-5 L 31-42-7 17,496
40 Dec. 30 @ Chicago 3-2 W* 14-24-2 21,715	81 Apr. 3 SAN JOSE 4-2 W 32-42-7 17,579
41 Jan. 1 CHICAGO 9-2 W 15-24-2 16,916	82 Apr. 5 ANAHEIM 3-4 L 32-43-7 18,118+

\*overtime \*\*shootout +home sellout ^Games played in London, England



# KINGS 2008-09 SEASON IN REVIEW

**Record:** 34-37-11 (79 points)  
**Pacific Division Finish:** 5th

**General Manager:** Dean Lombardi  
**Head Coach:** Terry Murray  
**Captain:** Dustin Brown

SCORING											
PLAYER	GP	G	A	PTS	PIM	PLAYER	GP	G	A	PTS	PIM
Anze Kopitar	82	27	39	66	32	Tom Preissing	22	3	4	7	6
Alexander Frolov	77	32	27	59	30	Brian Boyle	28	4	1	5	42
Dustin Brown	80	24	29	53	64	Brad Richardson	31	0	5	5	11
Michal Handzus	82	18	24	42	32	Denis Gauthier	65	2	2	4	90
Jarret Stoll	74	18	23	41	68	Justin Williams	12	1	3	4	8
Kyle Quincey	72	4	34	38	63	Trevor Lewis	6	1	2	3	0
Patrick O'Sullivan	62	14	23	37	16	Davis Drewiske	17	0	3	3	18
Kyle Calder	74	8	19	27	41	Raitis Ivanans	76	2	0	2	145
Drew Doughty	81	6	21	27	56	Matt Moulson	7	1	0	1	2
Wayne Simmonds	82	9	14	23	73	John Zeiler	27	0	1	1	42
Teddy Purcell	40	4	12	16	4	Jonathan Quick	44	0	1	1	0
Oscar Moller	40	7	8	15	16	Kevin Westgarth	9	0	0	0	9
Matt Greene	82	2	12	14	111	Jason LaBarbera	19	0	0	0	2
Peter Harrold	69	4	8	12	28	Erik Ersberg	28	0	0	0	2
Sean O'Donnell	82	0	12	12	71	Shootout Goals/Team PIM	5				16
Jack Johnson	41	6	5	11	46	<b>Team Totals</b>	<b>82</b>	<b>207</b>	<b>336</b>	<b>543</b>	<b>1,207</b>
Derek Armstrong	56	5	4	9	63						

GOALTENDER	GP	MIN	GA	SO	EN	SA	S%	AVG	W-L-OT
Jonathan Quick	44	2,495	103	4	6	1,200	.914	2.48	21-18-2
Erik Ersberg	28	1,477	65	0	4	651	.900	2.64	8-11-5
Jason LaBarbera	19	995	47	2	1	440	.893	2.83	5-8-4
Empty Net Goals			11			11			
Shootout Goals Allowed			8						
<b>Team Totals</b>	<b>82</b>	<b>5,002</b>	<b>234</b>	<b>6</b>	<b>11</b>	<b>2,302</b>	<b>.902</b>	<b>2.71</b>	<b>34-37-11</b>

## RESULTS

1	Oct. 11	@ San Jose	1-3	L	0-1-0	17,496	42	Jan. 12	TAMPA BAY	1-3	L	17-19-6	16,511
2	Oct. 12	SAN JOSE	0-1	L	0-2-0	18,118+	43	Jan. 15	DETROIT	0-4	L	17-20-6	18,118+
3	Oct. 14	ANAHEIM	4-3	W	1-2-0	14,451	44	Jan. 17	@ Dallas	2-3	O**	17-20-7	18,532
4	Oct. 17	CAROLINA	4-3	W**	2-2-0	14,194	45	Jan. 20	@ Minnesota	5-2	W	18-20-7	18,568
5	Oct. 20	COLORADO	3-4	L	2-3-0	13,891	46	Jan. 21	@ Colorado	6-5	W	19-20-7	13,289
6	Oct. 24	@ St. Louis	4-0	W	3-3-0	19,150	47	Jan. 29	CHICAGO	5-2	W	20-20-7	18,118+
7	Oct. 25	@ Nashville	4-5	L	3-4-0	14,704	48	Jan. 31	@ Montreal	3-4	L	20-21-7	21,273
8	Oct. 27	DETROIT	3-4	O**	3-4-1	17,671	49	Feb. 3	@ Ottawa	1-0	W	21-21-7	18,054
9	Oct. 30	VANCOUVER	0-4	L	3-5-1	13,652	50	Feb. 5	@ Washington	5-4	W	22-21-7	18,277
10	Nov. 1	CALGARY	2-3	L	3-6-1	16,279	51	Feb. 7	@ New Jersey	3-1	W	23-21-7	17,056
11	Nov. 4	ANAHEIM	0-1	O*	3-6-2	14,327	52	Feb. 10	@ NY Islanders	4-3	W**	24-21-7	12,330
12	Nov. 6	FLORIDA	3-2	W	4-6-2	11,267	53	Feb. 12	CALGARY	0-2	L	24-22-7	17,286
13	Nov. 8	ST. LOUIS	5-3	W	5-6-2	17,182	54	Feb. 14	EDMONTON	2-3	O**	24-22-8	18,118+
14	Nov. 11	DALLAS	3-2	W**	6-6-2	13,823	55	Feb. 16	ATLANTA	6-7	O**	24-22-9	18,118+
15	Nov. 13	@ Dallas	3-2	W	7-6-2	17,675	56	Feb. 18	@ Anaheim	4-3	W	25-22-9	17,089
16	Nov. 15	NASHVILLE	1-3	L	7-7-2	14,135	57	Feb. 19	@ San Jose	2-4	L	25-23-9	17,496
17	Nov. 16	@ Anaheim	0-2	L	7-8-2	17,174	58	Feb. 21	PHOENIX	3-6	L	25-24-9	17,177
18	Nov. 20	WASHINGTON	5-2	W	8-8-2	17,428	59	Feb. 24	@ Minnesota	2-1	W**	26-24-9	18,568
19	Nov. 22	COLORADO	3-4	O**	8-8-3	18,118+	60	Feb. 25	@ Philadelphia	0-2	L	26-25-9	19,568
20	Nov. 25	@ Calgary	2-6	L	8-9-3	19,289	61	Feb. 27	@ Detroit	1-2	L	26-26-9	20,066
21	Nov. 26	@ Edmonton	2-1	W	9-9-3	16,839	62	Mar. 1	@ Chicago	2-4	L	26-27-9	21,386
22	Nov. 29	CHICAGO	5-2	W	10-9-3	16,147	63	Mar. 3	@ Columbus	4-5	L	26-28-9	15,049
23	Dec. 1	TORONTO	1-3	L	10-10-3	15,052	64	Mar. 5	DALLAS	5-4	W**	27-28-9	17,430
24	Dec. 2	@ Phoenix	2-4	L	10-11-3	11,473	65	Mar. 7	MINNESOTA	4-3	W	28-28-9	18,118+
25	Dec. 5	EDMONTON	4-5	O**	10-11-4	14,920	66	Mar. 9	VANCOUVER	3-2	W	29-28-9	16,995
26	Dec. 6	COLUMBUS	3-0	W	11-11-4	15,235	67	Mar. 13	@ Vancouver	2-4	L	29-29-9	18,630
27	Dec. 9	@ Colorado	1-6	L	11-12-4	14,122	68	Mar. 14	@ San Jose	1-2	O**	29-30-10	17,496
28	Dec. 11	ST. LOUIS	6-2	W	12-12-4	13,851	69	Mar. 16	NASHVILLE	3-4	L	29-30-10	17,810
29	Dec. 13	MINNESOTA	3-1	W	13-12-4	14,857	70	Mar. 19	@ Boston	3-2	W*	30-30-10	17,565
30	Dec. 15	SAN JOSE	2-3	O**	13-12-5	16,005	71	Mar. 20	@ Pittsburgh	1-4	L	30-31-10	17,132
31	Dec. 17	NY RANGERS	2-3	O*	13-12-6	17,166	72	Mar. 22	@ Chicago	1-4	L	30-32-10	21,629
32	Dec. 19	@ Buffalo	0-5	L	13-13-6	18,147	73	Mar. 24	@ St. Louis	0-2	L	30-33-10	19,150
33	Dec. 20	@ Detroit	4-6	L	13-14-6	19,784	74	Mar. 26	@ Dallas	1-0	W**	31-33-11	16,908
34	Dec. 23	@ Columbus	3-0	W	14-14-6	15,145	75	Mar. 28	@ Nashville	3-4	O*	31-33-11	17,113
35	Dec. 26	PHOENIX	1-2	L	14-15-6	18,118+	76	Mar. 31	DALLAS	2-3	L	31-34-11	17,648
36	Dec. 27	@ Phoenix	4-0	W	15-15-6	16,199	77	Apr. 2	@ Phoenix	1-2	L	31-35-11	13,177
37	Dec. 29	COLUMBUS	0-2	L	15-16-6	18,118+	78	Apr. 4	PHOENIX	6-1	W	32-35-11	18,118+
38	Jan. 3	PHILADELPHIA	2-1	W**	16-16-6	18,118+	79	Apr. 6	@ Calgary	1-4	L	32-36-11	19,289
39	Jan. 6	@ Anaheim	1-3	L	16-17-6	17,174	80	Apr. 7	@ Edmonton	2-1	W	33-36-11	16,839
40	Jan. 8	ANAHEIM	4-3	W	17-17-6	18,118+	81	Apr. 9	@ Vancouver	0-1	L	33-37-11	18,630
41	Jan. 10	NEW JERSEY	1-5	L	17-18-6	18,118+	82	Apr. 11	SAN JOSE	4-3	W	34-37-11	18,118+

\*overtime \*\*shootout +home sellout

# KINGS ALL-TIME RECORD YEAR-BY-YEAR

SEASON	GP	W	L	T	OT	PTS	FINISH	PCT	GF	GA
1967-68	74	31	33	10	-	72	2nd West	.486	200	224
1968-69	76	24	42	10	-	58	4th West	.382	185	260
1969-70	76	14	52	10	-	38	6th West	.250	168	290
1970-71	78	25	40	13	-	63	5th West	.404	239	303
1971-72	78	20	49	9	-	49	7th West	.314	206	305
1972-73	78	31	36	11	-	73	6th West	.408	232	245
1973-74	78	33	33	12	-	78	3rd West	.500	233	231
1974-75	80	42	17	21	-	105	2nd Norris	.656	269	185
1975-76	80	38	33	9	-	85	2nd Norris	.531	263	265
1976-77	80	34	31	15	-	83	2nd Norris	.519	271	241
1977-78	80	31	34	15	-	77	3rd Norris	.481	243	245
1978-79	80	34	34	12	-	80	3rd Norris	.500	292	286
1979-80	80	30	36	14	-	74	2nd Norris	.463	290	313
1980-81	80	43	24	13	-	99	2nd Norris	.619	337	290
1981-82	80	24	41	15	-	63	4th Smythe	.394	314	369
1982-83	80	27	41	12	-	66	5th Smythe	.413	308	365
1983-84	80	23	44	13	-	59	5th Smythe	.369	309	376
1984-85	80	34	32	14	-	82	4th Smythe	.513	339	326
1985-86	80	23	49	8	-	54	5th Smythe	.338	284	389
1986-87	80	31	41	8	-	70	4th Smythe	.438	318	341
1987-88	80	30	42	8	-	68	4th Smythe	.425	318	359
1988-89	80	42	31	7	-	91	2nd Smythe	.569	376	335
1989-90	80	34	39	7	-	75	4th Smythe	.469	338	337
1990-91	80	46	24	10	-	102	1st Smythe	.638	340	254
1991-92	80	35	31	14	-	84	2nd Smythe	.525	287	296
1992-93	84	39	35	10	-	88	3rd Smythe	.524	338	340
1993-94	84	27	45	12	-	66	5th Pacific	.393	294	322
1994-95	48	16	23	9	-	41	4th Pacific	.427	142	174
1995-96	82	24	40	18	-	66	6th Pacific	.402	256	302
1996-97	82	28	43	11	-	67	6th Pacific	.409	214	268
1997-98	82	38	33	11	-	87	2nd Pacific	.530	227	225
1998-99	82	32	45	5	-	69	5th Pacific	.421	189	222
1999-00	82	39	27	12	4	94	2nd Pacific	.573	245	228
2000-01	82	38	28	13	3	92	3rd Pacific	.555	252	228
2001-02	82	40	27	11	4	95	3rd Pacific	.580	214	190
2002-03	82	33	37	6	6	78	3rd Pacific	.475	203	221
2003-04	82	28	29	16	9	81	3rd Pacific	.494	205	217
2004-05	No Season - Lockout									
2005-06	82	42	35	-	5	89	4th Pacific	.543	249	270
2006-07	82	27	41	-	14	68	4th Pacific	.414	227	283
2007-08	82	32	43	-	7	71	5th Pacific	.433	231	266
2008-09	82	34	37	-	11	79	5th Pacific	.482	207	234
<b>TOTALS</b>	<b>3,260</b>	<b>1,296</b>	<b>1,477</b>	<b>424</b>	<b>63</b>	<b>3,079</b>		<b>0.472</b>	<b>10,652</b>	<b>11,420</b>

OT column includes both overtime and shootout losses starting in the 2005-06 season.

# KINGS ALL-TIME HOME RECORD YEAR-BY-YEAR

SEASON	GP	W	L	T	OT	PTS	SEASON	GP	W	L	T	OT	PTS
1967-68	37	20	13	4	–	44	1990-91	40	26	9	5	–	57
1968-69	38	19	14	5	–	43	1991-92	40	20	11	9	–	49
1969-70	38	12	22	4	–	28	1992-93	42	22	15	5	–	49
1970-71	39	17	14	8	–	42	1993-94	42	18	19	5	–	41
1971-72	39	14	23	2	–	30	1994-95	24	7	11	6	–	20
1972-73	39	21	11	7	–	49	1995-96	41	16	16	9	–	41
1973-74	39	22	13	4	–	48	1996-97	41	18	16	7	–	43
1974-75	40	22	7	11	–	55	1997-98	41	22	16	3	–	47
1975-76	40	22	13	5	–	49	1998-99	41	18	20	3	–	39
1976-77	40	20	13	7	–	47	1999-00	41	21	13	5	2	49
1977-78	40	18	16	6	–	42	2000-01	41	20	12	8	1	49
1978-79	40	20	13	7	–	47	2001-02	41	22	12	6	1	51
1979-80	40	18	13	9	–	45	2002-03	41	19	19	2	1	41
1980-81	40	22	11	7	–	51	2003-04	41	15	16	9	1	40
1981-82	40	19	15	6	–	44	2004-05	No Season - Lockout					
1982-83	40	20	13	7	–	47	2005-06	41	26	14	–	1	53
1983-84	40	13	19	8	–	34	2006-07	41	16	16	–	9	41
1984-85	40	20	14	6	–	46	2007-08	41	17	21	–	3	37
1985-86	40	9	27	4	–	22	2008-09	41	18	15	–	8	44
1986-87	40	20	17	3	–	43	TOTALS	1,630	774	618	211	27	1,786
1987-88	40	19	18	3	–	41	OT column includes both overtime and shootout losses starting in the 2005-06 season.						
1988-89	40	25	12	3	–	53							
1989-90	40	21	16	3	–	45							

## KINGS ALL-TIME ROAD RECORD YEAR-BY-YEAR

SEASON	GP	W	L	T	OT	PTS	SEASON	GP	W	L	T	OT	PTS
1967-68	37	11	20	6	-	28	1990-91	40	20	15	5	-	45
1968-69	38	5	28	5	-	15	1991-92	40	15	20	5	-	35
1969-70	38	2	30	6	-	10	1992-93	42	17	20	5	-	39
1970-71	39	8	26	5	-	21	1993-94	42	9	26	7	-	25
1971-72	39	6	26	7	-	19	1994-95	24	9	12	3	-	21
1972-73	39	10	25	4	-	24	1995-96	41	8	24	9	-	25
1973-74	39	11	20	8	-	30	1996-97	41	10	27	4	-	24
1974-75	40	20	10	10	-	50	1997-98	41	16	17	8	-	40
1975-76	40	16	20	4	-	36	1998-99	41	14	25	2	-	30
1976-77	40	14	18	8	-	36	1999-00	41	18	14	7	2	45
1977-78	40	13	18	9	-	35	2000-01	41	18	16	5	2	43
1978-79	40	14	21	5	-	33	2001-02	41	18	15	5	3	44
1979-80	40	12	23	5	-	29	2002-03	41	14	18	4	5	37
1980-81	40	21	13	6	-	48	2003-04	41	13	13	7	8	41
1981-82	40	5	26	9	-	19	2004-05	No Season - Lockout					
1982-83	40	7	28	5	-	19	2005-06	41	16	21	-	4	36
1983-84	40	10	25	5	-	25	2006-07	41	11	25	-	5	27
1984-85	40	14	18	8	-	36	2007-08	41	15	22	-	4	34
1985-86	40	14	22	4	-	32	2008-09	41	16	22	-	3	35
1986-87	40	11	24	5	-	27	<b>TOTALS</b>	<b>1,630</b>	<b>522</b>	<b>859</b>	<b>213</b>	<b>36</b>	<b>1,293</b>
1987-88	40	11	24	5	-	27							
1988-89	40	17	19	4	-	38							
1989-90	40	13	23	4	-	30							

OT column includes both overtime and shootout losses starting in the 2005-06 season.

## KINGS VS. OPPONENTS – ALL-TIME OVERALL

TEAM	GP	W	L	T	OT	GF	GA	PTS	PCT
Anaheim	90	39	34	11	6	251	269	95	.528
Atlanta	11	7	1	0	3	50	35	17	.773
Boston	125	34	77	13	1	394	521	82	.328
Buffalo	110	39	53	18	0	351	421	96	.436
Calgary	201	77	100	21	3	688	787	178	.443
Carolina	64	29	25	8	2	251	235	68	.531
Chicago	165	72	72	17	4	520	557	165	.500
Colorado	101	49	43	8	1	370	375	107	.530
Columbus	32	15	13	1	3	90	76	34	.531
Dallas	196	68	91	32	5	578	655	173	.441
Detroit	175	74	70	27	4	628	614	179	.511
Edmonton	170	58	78	30	4	622	712	150	.441
Florida	20	9	8	3	0	54	55	21	.525
Minnesota	32	14	10	5	3	72	72	36	.563
Montreal	132	27	85	20	0	366	557	74	.280
Nashville	40	20	15	3	2	113	103	45	.563
New Jersey	89	49	28	11	1	359	286	110	.618
NY Islanders	92	39	41	12	0	297	305	90	.489
NY Rangers	121	42	61	16	2	381	455	102	.421
Ottawa	22	14	6	2	0	78	56	30	.689
Philadelphia	133	38	79	15	1	356	477	92	.346
Phoenix	180	66	85	25	4	625	681	161	.447
Pittsburgh	145	69	57	18	1	504	460	157	.541
San Jose	104	44	47	7	6	289	314	101	.486
St. Louis	172	62	87	22	1	511	561	147	.427
Tampa Bay	24	6	15	2	1	50	69	15	.313
Toronto	136	58	56	21	1	465	463	138	.507
Vancouver	212	90	88	32	2	734	722	214	.505
Washington	97	50	32	13	2	373	342	115	.593
Defunct Clubs	69	38	20	11	0	232	185	87	.630
<b>TEAM</b>	<b>3,260</b>	<b>1,296</b>	<b>1,477</b>	<b>424</b>	<b>63</b>	<b>10,652</b>	<b>11,420</b>	<b>3,079</b>	<b>.472</b>

## KINGS VS. OPPONENTS – ALL-TIME HOME

TEAM	GP	W	L	T	OT	GF	GA	PTS	PCT.
Anaheim	45	24	14	4	3	133	117	55	.611
Atlanta	6	4	0	0	2	32	22	10	.833
Boston	62	21	33	7	1	216	232	50	.403
Buffalo	55	23	23	9	0	193	189	55	.500
Calgary	99	49	41	9	0	360	340	107	.540
Carolina	32	18	11	3	0	135	119	39	.609
Chicago	82	38	33	8	3	282	271	87	.530
Colorado	51	28	17	5	1	201	171	62	.608
Columbus	16	9	6	1	0	39	32	19	.594
Dallas	97	43	34	19	1	319	286	106	.546
Detroit	88	43	30	14	1	334	276	101	.574
Edmonton	85	31	35	15	4	323	340	81	.476
Florida	11	7	4	0	0	33	32	14	.636
Minnesota	16	7	5	2	2	37	38	18	.563
Montreal	66	19	38	9	0	201	261	47	.356
Nashville	20	10	9	0	1	59	58	21	.525
New Jersey	44	29	9	6	0	205	137	64	.727
NY Islanders	46	22	17	7	0	167	145	51	.554
NY Rangers	62	24	26	10	2	205	220	60	.484
Ottawa	11	9	1	1	0	48	21	19	.864
Philadelphia	68	22	38	8	0	198	228	52	.382
Phoenix	89	36	38	14	1	337	326	87	.489
Pittsburgh	70	44	17	8	1	268	187	97	.693
San Jose	52	27	19	4	2	151	139	60	.577
St. Louis	86	41	33	12	0	293	244	94	.547
Tampa Bay	13	1	10	2	0	26	43	4	.154
Toronto	67	35	22	10	0	240	196	80	.597
Vancouver	107	55	35	16	1	411	331	127	.593
Washington	49	28	14	6	1	194	149	63	.643
Defunct Clubs	35	27	6	2	0	141	76	56	.800
<b>TEAM</b>	<b>1,630</b>	<b>774</b>	<b>618</b>	<b>211</b>	<b>27</b>	<b>5,781</b>	<b>5,226</b>	<b>1,786</b>	<b>.548</b>

## KINGS VS. OPPONENTS – ALL-TIME ROAD

TEAM	GP	W	L	T	OT	GF	GA	PTS	PCT.
Anaheim	45	15	20	7	3	118	152	40	.444
Atlanta	5	3	1	0	1	18	13	7	.700
Boston	63	13	44	6	0	178	289	32	.254
Buffalo	55	16	30	9	0	158	232	41	.372
Calgary	102	28	59	12	3	328	447	71	.348
Carolina	32	11	14	5	2	116	116	29	.453
Chicago	83	34	39	9	1	238	286	78	.470
Colorado	50	21	26	3	0	169	204	45	.450
Columbus	16	6	7	0	3	51	44	15	.469
Dallas	99	25	57	13	4	259	369	67	.338
Detroit	87	31	40	13	3	294	338	78	.448
Edmonton	85	27	43	15	0	299	372	69	.406
Florida	9	2	4	3	0	21	23	7	.388
Minnesota	16	7	5	3	1	35	34	18	.563
Montreal	66	8	47	11	0	165	296	27	.205
Nashville	20	10	6	3	1	54	45	24	.600
New Jersey	45	20	19	5	1	154	149	46	.511
NY Islanders	46	17	24	5	0	130	160	39	.424
NY Rangers	59	18	35	6	0	176	235	42	.356
Ottawa	11	5	5	1	0	30	35	11	.500
Philadelphia	65	16	41	7	1	158	249	40	.308
Phoenix	91	30	47	11	3	288	355	74	.407
Pittsburgh	75	25	40	10	0	236	273	60	.400
San Jose	52	17	28	3	4	138	175	41	.394
St. Louis	86	21	54	10	1	218	317	53	.308
Tampa Bay	11	5	5	0	1	24	26	11	.500
Toronto	69	23	34	11	1	225	267	58	.420
Vancouver	105	35	53	16	1	323	391	87	.414
Washington	48	22	18	7	1	179	193	52	.542
Defunct Clubs	34	11	14	9	0	91	109	31	.456
<b>TEAM</b>	<b>1,630</b>	<b>522</b>	<b>859</b>	<b>213</b>	<b>36</b>	<b>4,871</b>	<b>6,194</b>	<b>1,293</b>	<b>.397</b>





## KINGS ALL-TIME COACHING RECORD

	COACH	GAMES	W	L	O/T	PTS	PCT.
1	Andy Murray	480	215	202	63	519	.540
2	Bob Pulford	396	178	150	68	424	.535
3	Larry Robinson	328	122	161	45	289	.441
4	Tom Webster	240	115	94	31	261	.544
5	Bob Berry	240	107	94	39	253	.527
6	Barry Melrose	209	79	101	29	187	.447
7	Pat Quinn	202	75	101	26	176	.436
8	Don Perry	168	52	85	31	135	.402
9	Marc Crawford	164	59	84	21	139	.424
10	Red Kelly	150	55	75	20	130	.433
11	Robbie Ftorek	132	65	56	11	141	.534
12	Larry Regan	88	27	47	14	68	.386
13	<b>Terry Murray</b>	82	34	37	11	79	.482
14	Ron Stewart	80	31	34	15	77	.481
15	Fred Glover	68	18	42	8	44	.324
16	Mike Murphy	65	20	37	8	48	.369
17	Johnny Wilson	52	9	34	9	27	.260
18	Parker MacDonald	42	13	24	5	31	.369
19	Roger Neilson	28	8	17	3	19	.339
20	Hal Laycoe	24	5	18	1	11	.229
21	John Torchetti	12	5	7	0	10	.416
21	Regie Vachon	10	4	3	3	11	.550

## KINGS HEAD COACHES YEAR-BY-YEAR

### Red Kelly: (55-75-20)

June 8, 1967 through June 3, 1969.

### Hal Laycoe: (5-18-1)

June 6, 1969 through December 13, 1969.

### Johnny Wilson: (9-34-9)

December 14, 1969 through August 7, 1970.

### Larry Regan: (27-47-14)

August 7, 1970 through October 27, 1971.

### Fred Glover: (18-42-8)

October 30, 1971 through April 28, 1972.

### Bob Pulford: (178-150-68)

June 7, 1972 through May 27, 1977.

### Ron Stewart: (31-34-15)

August 4, 1977 through April 20, 1978.

### Bob Berry: (197-94-39)

April 21, 1978 through May 22, 1981.

### Parker MacDonald: (13-24-5)

May 22, 1981 through January 11, 1982.

### Don Perry: (52-85-31)

January 11, 1982 through January 27, 1984.

### Regie Vachon: (1-0-1)

January 27, 1984 through January 28, 1984.

### Roger Neilson: (8-17-3)

January 30, 1984 through April 2, 1984.

### Pat Quinn: (75-101-26)

May 29, 1984 through January 10, 1987.

### Mike Murphy: (20-37-8)

January 10, 1987 through December 5, 1987.

### Regie Vachon: (0-1-0)

December 6, 1987 through December 8, 1987.

### Robbie Ftorek: (65-56-11)

December 9, 1987 through May 20, 1989.

### Tom Webster: (115-94-31)

May 31, 1989 through May 4, 1992.

### Barry Melrose: (79-101-29)

June 25, 1992 through April 19, 1995.

### Regie Vachon: (3-2-2)

April 21, 1995 through May 3, 1995.

### Larry Robinson: (122-161-45)

July 26, 1995 through April 19, 1999.

### Andy Murray: (215-202-63)

June 14, 1999 through March 22, 2006.

### John Torchetti: (5-7-0)

March 22, 2006 through April 17, 2006.

### Marc Crawford: (59-84-21)

May 22, 2006 through June 10, 2008.

### Terry Murray: (34-37-11)

July 17, 2008 to present.

## KINGS ALL-TIME SCORING

	Player	POS	GP	G	A	PTS	PIM	PPG	SHG		Player	POS	GP	G	A	PTS	PIM	PPG	SHG
1	Dionne, Marcel	C	921	550	757	1,307	461	172	9	72	Sydor, Darryl	D	288	20	85	105	249	5	0
2	Robitaille, Luc	LW	1,077	557	597	1,154	924	210	3	73	Carr, Gene	C	212	38	66	104	184	2	2
3	Taylor, Dave	RW	1,111	431	638	1,069	1,589	123	4	74	Irvine, Ted	LW	207	44	59	103	101	6	1
4	Gretzky, Wayne	C	539	246	672	918	182	63	17	75	Apps Jr., Syl	C	201	31	72	103	59	5	0
5	Nicholls, Bernie	C	602	327	431	758	765	100	25	76	Allison, Jason	C	99	25	77	102	90	7	0
6	Goring, Butch	C	736	275	384	659	66	62	20	77	Korab, Jerry	D	211	18	84	102	354	7	0
7	Blake, Rob	D	805	161	333	494	1,231	92	1	78	Avery, Sean	LW	218	35	64	99	667	2	4
8	Fox, Jim	RW	578	186	293	479	143	38	1	79	Ferraro, Ray	C	197	48	50	98	223	16	0
9	Simmer, Charlie	LW	384	222	244	466	320	79	2	80	Kasper, Steve	C	173	35	62	97	74	4	4
10	Murphy, Mike	RW	673	194	263	457	442	40	19	81	Palmer, Rob	D	222	8	86	94	84	3	1
11	Berry, Bob	LW	539	159	191	350	344	41	0	82	Elik, Todd	C	122	31	60	91	99	3	0
12	Widing, Juha	C	502	131	211	342	188	21	0	83	Williams, Dave	LW	162	40	50	90	727	6	0
13	Palffy, Ziggy	RW	311	150	190	340	137	44	10	84	Bernier, Serge	RW	101	33	57	90	55	7	0
14	<b>Frolov, Alexander</b>	LW	455	149	181	330	184	37	7	85	Labossiere, Gord	C	161	34	55	89	59	4	0
15	Duchesne, Steve	D	442	99	216	315	399	33	5	86	Yachmenev, Vitali	RW	149	29	57	86	30	8	1
16	Granato, Tony	LW	380	148	157	305	821	42	5	87	White, Bill	D	189	20	66	86	159	4	1
17	Hardy, Mark	D	616	53	250	303	858	26	3	88	Benning, Brian	D	162	14	72	86	330	5	0
18	Kurri, Jari	RW	331	108	185	293	171	43	8	89	Deadmarsh, Adam	LW	114	46	39	85	96	16	0
19	Visnovsky, Lubomir	D	499	70	209	279	214	31	0	90	Manery, Randy	D	202	20	64	84	173	8	0
20	Stumpel, Jozef	C	334	76	191	267	107	21	0	91	Carpenter, Bob	C	120	32	51	83	106	13	0
21	Sandstrom, Tomas	RW	235	117	137	254	320	34	1	92	<b>O'Donnell, Sean</b>	D	463	12	71	83	870	2	0
22	Williams, Tommy	LW	372	114	135	249	67	36	0	93	Bozek, Steve	LW	124	46	36	82	82	13	0
23	McSorley, Marty	D	472	71	163	234	1,846	13	7	94	Conroy, Craig	C	130	27	55	82	116	9	3
24	Corrigan, Mike	RW	401	106	124	230	524	34	1	95	Halward, Doug	D	141	16	65	81	161	10	0
25	Carson, Jimmy	C	219	108	111	219	83	45	0	96	Millen, Corey	C	88	43	37	80	86	17	3
26	Murray, Glen	RW	304	103	108	211	190	27	8	97	Pulford, Bob	LW	132	30	50	80	101	8	2
27	Murphy, Larry	D	242	52	155	207	255	22	2	98	Allison, Mike	C	147	32	45	77	257	11	1
28	Cammalleri, Michael	LW	283	93	112	205	170	45	0	99	Corvo, Joe	D	203	27	50	77	88	9	0
29	Joyal, Eddie	C	319	105	99	204	83	24	1	100	Kennedy, Dean	D	345	13	62	75	591	0	0
30	<b>Kopitar, Anze</b>	C	236	79	125	204	78	26	5	101	Robinson, Larry	D	182	11	64	75	87	1	0
31	Armstrong, Derek	C	385	63	139	202	297	19	0	102	Terrion, Greg	C	134	27	47	74	122	3	0
32	<b>Brown, Dustin</b>	RW	349	89	103	192	269	38	2	103	MacDonald, Lowell	LW	132	35	38	73	22	3	2
33	Smolinski, Bryan	C	295	78	113	191	162	17	5	104	Druce, John	RW	162	38	34	72	84	4	1
34	Flett, Bill	RW	323	84	99	183	295	15	0	105	Hopkins, Dean	RW	217	23	49	72	302	3	0
35	Nevin, Bob	RW	235	64	113	177	45	14	3	106	Tochet, Rick	RW	80	31	40	71	187	11	1
36	Wells, Jay	D	604	34	143	177	1,446	11	0	107	Redmond, Craig	D	170	13	58	71	122	4	0
37	Kozak, Don	RW	409	94	81	175	450	15	0	108	Ledyard, Grant	D	142	22	48	70	223	10	0
38	Murdoch, Bob	D	414	41	130	171	497	5	1	109	Huddy, Charlie	D	226	11	58	69	184	3	1
39	Donnelly, Mike	LW	307	87	83	170	144	12	4	110	Conacher, Pat	C	241	36	32	68	121	0	7
40	St. Marseille, Frank	RW	304	54	114	168	124	7	0	111	Audetle, Donald	RW	98	30	38	68	96	7	0
41	Laperriere, Ian	RW/C	595	61	104	165	1,017	2	3	112	Engblom, Brian	D	202	9	59	68	190	5	0
42	Modry, Jaroslav	D	454	35	129	164	338	19	1	113	Wall, Bob	D	212	23	44	67	108	7	1
43	Tonelli, John	LW	221	76	86	162	221	18	1	114	Komodski, Neil	D	378	13	54	67	477	5	0
44	Venasky, Vic	C	430	61	101	162	66	8	1	115	Harris, Billy	RW	128	27	39	66	54	2	4
45	Galley, Garry	D	361	44	115	159	330	16	1	116	Todd, Kevin	C	119	22	43	65	38	3	2
46	Perreault, Yanic	C	288	76	80	156	118	14	8	117	Bonar, Dan	C	170	25	39	64	208	4	1
47	MacLellan, Brian	LW	187	61	94	155	124	21	1	118	<b>Handzus, Michal</b>	C	164	25	38	63	77	7	4
48	Belanger, Eric	C	323	63	87	150	169	8	7	119	Demitra, Pavol	RW	58	25	37	62	42	7	5
49	Smith, Doug	C	304	72	74	146	218	12	2	120	Coffey, Paul	D	60	9	53	62	75	2	0
50	Lemieux, Real	LW	382	46	97	143	207	10	2	121	Hakansson, Anders	LW	191	31	30	61	77	1	2
51	Norstrom, Mattias	D	780	14	128	142	583	2	2	122	Peters, Jimmy	C	255	31	29	60	38	4	4
52	Johnson, Craig	LW	429	62	79	141	196	17	1	123	Kannegiesser, Sheldon	D	234	10	50	60	170	3	0
53	Tsyplakov, Vladimir	RW	261	56	81	137	70	4	2	124	Robinson, Doug	LW	126	26	32	58	16	4	0
54	Jensen, Steve	LW	267	71	61	132	172	12	3	125	Lang, Robert	C	147	19	39	58	26	0	2
55	Marotte, Gilles	D	271	23	107	130	304	8	0	126	Hughes, Howie	RW	168	25	32	57	30	6	1
56	Backstrom, Ralph	C	172	57	71	128	36	10	3	127	Wilson, Bert	LW	317	24	32	56	437	1	0
57	Kudelski, Bob	RW	269	72	54	126	170	6	6	128	Lukowich, Morris	LW	115	25	30	55	115	4	0
58	Ruskowski, Terry	C	226	37	88	125	360	6	3	129	Watters, Tim	D	303	5	50	55	529	0	1
59	Kelly, John Paul	LW	400	54	70	124	366	4	1	130	Byers, Mike	RW	100	31	23	54	25	4	0
60	Christophers, Mathieu	D	193	37	87	124	181	21	1	131	St. Laurent, Andre	C	115	18	34	52	179	1	1
61	Sykes, Phil	LW	286	54	67	121	362	5	6	132	Harper, Terry	D	234	6	46	52	313	1	0
62	Khrstich, Dimitri	LW	151	46	74	120	82	15	0	133	Miller, Jay	LW	230	27	24	51	865	1	0
63	Sargent, Gary	D	215	29	60	119	153	14	3	134	Menard, Howie	C	91	19	32	51	63	2	0
64	Lonsberry, Ross	LW	202	54	64	118	237	9	3	135	Chartrand, Brad	LW	215	25	25	50	122	0	3
65	Goldup, Glenn	LW	273	52	66	118	299	5	0	136	Evens, Daryl	RW	105	21	29	50	25	1	1
66	Ericksen, Bryan	RW	165	46	68	114	82	14	2	137	Kraft, Danny	RW	76	20	30	50	10	8	0
67	Maloney, Dan	LW	159	46	63	109	296	8	0	138	Brown, Larry	D	364	5	45	50	152	0	0
68	Krushelnyski, Mike	C	156	43	66	109	170	8	2	139	Lacroix, Eric	LW	144	25	24	49	176	5	1
69	O'Sullivan, Patrick	LW	188	41	68	109	170	8	0	140	Fenton, Paul	LW	92	22	26	48	52	8	1
70	Boucher, Philippe	D	312	32	77	105	255	15	0	141	Rolfé, Dale	D	198	7	41	48	246	1	0
71	Zhitnik, Alexei	D	170	26	81	107	208	18	0	142	Stevens, Kevin	LW	89	17	30	47	118	7	0

# KINGS ALL-TIME SCORING

Player	POS	GP	G	A	PTS	PIM	PPG	SHG
143 Calder, Kyle	LW	139	15	32	47	59	5	0
144 Miller, Aaron	D	309	7	40	47	211	0	1
145 Laidlaw, Tom	D	195	5	40	45	156	0	0
146 Olczyk, Ed	RW/C	67	21	23	44	45	5	1
147 Kostopoulos, Tom	RW	152	15	29	44	173	0	0
148 McIntyre, John	C	178	15	29	44	295	0	1
149 Howell, Harry	D	168	8	36	44	85	1	0
150 Heinze, Steve	RW	100	20	23	43	58	9	0
151 Klatt, Trent	RW	82	17	26	43	46	6	0
152 Hughes, Brent	D	168	7	36	43	217	2	0
153 Hutchison, Dave	D	232	6	37	43	605	1	0
154 Berg, Aki	D	281	5	38	43	202	2	0
155 McKenna, Sean	RW	129	21	21	42	29	0	2
156 Stoll, Jarret	C	74	18	23	41	68	10	0
157 Shutt, Steve	LW	59	16	25	41	10	5	0
158 Lewis, Dave	D	221	5	36	41	238	0	0
159 Bourne, Bob	C	150	20	20	40	63	1	3
160 Cahan, Larry	D	209	10	30	40	173	3	0
161 Shack, Eddie	LW	84	24	14	38	121	4	0
162 Quincey, Kyle	D	72	4	34	38	63	2	0
163 Courtнал, Russ	RW	115	18	19	37	46	1	5
164 Lesuk, Bill	LW	129	12	25	37	136	1	0
165 Long, Barry	D	130	5	32	37	166	1	0
166 Buchberger, Kelly	LW	169	14	22	36	193	0	0
167 Shukuk, Gary	RW	136	12	24	36	64	0	0
168 Eloranta, Mikko	LW	146	14	21	35	110	2	0
169 Paterson, Joe	LW	124	12	22	34	424	2	0
170 McEwen, Mike	D	47	10	24	34	14	7	0
171 Krake, Skip	C	88	8	26	34	97	3	1
172 Willie, Brian	RW	134	15	18	33	79	2	0
173 Rychel, Warren	LW	157	16	16	32	655	0	0
174 Schultz, Dave	LW	84	12	20	32	259	2	0
175 Campbell, Bryan	C	93	12	20	32	24	0	0
176 Rochefort, Leon	RW	76	9	23	32	14	1	0
177 Duguay, Ron	RW	85	9	23	32	65	0	0
178 Curtis, Paul	D	155	2	30	32	155	0	0
179 Emerson, Nelson	RW	124	17	14	31	79	0	0
180 Quinn, Dan	C	44	14	17	31	32	2	0
181 Sternkowski, Pete	C	80	13	18	31	33	0	0
182 Preissing, Tom	D	99	11	20	31	22	8	0
183 Slaney, John	D	63	9	22	31	14	4	1
184 Bylsma, Dan	LW	220	9	21	30	122	0	0
185 Moger, Sandy	RW	104	14	15	29	96	1	0
186 Reinprecht, Steven	C	60	12	17	29	14	3	2
187 Ravlich, Matt	D	87	6	23	29	75	0	0
188 Gray, Terry	RW	65	12	16	28	22	3	0
189 Blake, Jason	C	82	7	21	28	36	0	0
190 Degray, Dale	D	63	6	22	28	97	0	0
191 Gleason, Tim	D	125	2	26	28	98	0	0
192 Nurminen, Kai	LW	67	16	11	27	22	4	0
193 Doughty, Drew	D	81	6	21	27	56	3	0
194 Simmonds, Wayne	RW	82	9	14	23	73	2	0
195 Turnbull, Ian	D	42	11	15	26	81	1	0
196 Wilson, Murray	LW	58	11	15	26	14	1	0
197 Nagy, Ladislav	LW	38	9	17	26	18	2	0
198 Holmes, Warren	C	45	8	18	26	7	2	0
199 Karalahti, Jere	D	134	8	18	26	85	4	0
200 Crossman, Doug	D	74	10	15	25	53	2	0
201 Chartraw, Rick	D	85	6	19	25	115	1	0
202 Hoganson, Dale	D	129	6	19	25	103	0	0
203 Hicke, Ernie	LW	41	9	15	24	18	1	0
204 Soppel, Brent	D	55	4	20	24	20	2	0
205 Grenier, Lucien	RW	128	12	11	23	16	2	1
206 Loach, Lonnie	LW	50	10	13	23	27	1	0
207 LaFayette, Nathan	C	94	10	12	22	81	2	2
208 Roenick, Jeremy	C	58	9	13	22	36	2	0
209 Jarvis, Wes	C	61	9	13	22	36	1	1
210 Johnson, Jack	D	120	9	13	22	140	3	0
211 Isaksson, Ulf	LW	50	7	15	22	10	0	0
212 Thorton, Scott	LW	105	12	9	21	124	0	1
213 Carlson, Steve	C	52	9	12	21	23	1	0

Player	POS	GP	G	A	PTS	PIM	PPG	SHG
214 Jokinen, Olli	C	74	9	12	21	50	3	1
215 Guay, Paul	RW	93	9	12	21	76	0	0
216 Corkum, Bob	C	103	9	12	21	32	1	0
217 McEachern, Shawn	LW	49	8	13	21	24	0	3
218 Ahola, Peter	D	79	8	13	21	107	0	0
219 Makela, Mikko	RW	45	7	14	21	16	0	0
220 Stuart, Brad	D	63	5	16	21	67	2	0
221 Lapointe, Rick	D	93	4	17	21	64	0	0
222 Unger, Garry	C	58	10	10	20	40	1	0
223 Jones, Brad	LW	53	9	11	20	57	0	1
224 Smyth, Brad	RW	53	9	11	20	78	0	0
225 Hammond, Ken	D	62	8	12	20	82	1	0
226 Vopat, Jan	D	65	6	14	20	36	0	0
227 Dempsey, Nathan	D	70	6	14	20	50	1	0
228 Miller, Bob	C	63	4	16	20	35	0	0
229 Hampton, Rick	D	52	3	17	20	42	0	0
230 Playfair, Larry	D	111	2	18	20	220	0	0
231 Price, Noel	D	62	1	19	20	29	0	0
232 Smith, Brian	LW	58	10	9	19	33	1	0
233 Monahan, Hartland	RW	64	10	9	19	45	0	0
234 Cowie, Rob	D	78	7	12	19	52	2	0
235 Kontos, Chris	RW	19	6	13	19	8	2	0
236 Anderson, Russ	D	84	6	13	19	146	0	0
237 Harrold, Peter	D	106	6	13	19	38	1	0
238 Purcell, Teddy	RW	50	5	14	19	4	2	0
239 Burridge, Randy	LW	38	4	15	19	8	2	0
240 Iwanans, Raitis	LW	215	12	6	18	419	0	0
241 Tuomainen, Marko	RW	74	9	9	18	84	2	1
242 Mickey, Larry	RW	65	6	12	18	46	0	1
243 Liba, Igor	RW	27	5	13	18	21	1	0
244 Rosa, Pavel	RW	36	5	13	18	6	0	0
245 Petit, Michel	D	49	5	13	18	111	2	0
246 Weaver, Mike	D	92	3	15	18	30	1	0
247 Johnson, Jim	C	28	8	9	17	6	3	2
248 Crowder, Keith	RW	55	4	13	17	93	0	0
249 Dallman, Kevin	D	87	4	13	17	16	0	0
250 Rota, Randy	LW	58	10	6	16	16	0	0
251 Houston, Ken	RW	33	8	8	16	11	0	0
252 Amadio, Dave	D	123	5	11	16	161	1	0
253 Rasmussen, Erik	LW	57	4	12	16	28	0	0
254 Barrie, Doug	D	48	3	13	16	47	1	0
255 Christoff, Steve	RW	58	8	7	15	13	0	0
256 Moller, Oscar	C	40	7	8	15	16	5	0
257 Sim, Jon	LW	62	6	9	15	46	0	0
258 Bjugstad, Scott	LW	64	5	10	15	24	0	0
259 Bednar, Jaroslav	LW	37	4	11	15	12	1	0
260 Cowan, Jeff	LW	80	10	4	14	129	1	0
261 Straka, Martin	RW	32	6	8	14	4	1	1
262 Duff, Dick	LW	39	6	8	14	8	0	0
263 Johnson, Matt	LW	182	6	8	14	681	0	0
264 Shevalier, Jeff	LW	27	5	9	14	6	1	0
265 McKenna, Steve	LW	137	5	9	14	348	1	0
266 Bodger, Doug	D	65	3	11	14	34	0	0
267 Mulhem, Richard	D	51	2	12	14	39	1	0
268 Greene, Matt	D	82	2	12	14	111	0	0
269 Selwood, Brad	D	63	1	13	14	82	1	0
270 Demarco, Ab	D	63	7	6	13	12	2	0
271 Phair, Lyle	LW	48	6	7	13	12	0	0
272 Barrie, Len	C	46	5	8	13	56	0	0
273 Heaslip, Mark	RW	69	4	9	13	45	0	0
274 Prajsler, Petr	D	43	3	10	13	49	1	0
275 Giuliano, Jeff	C	101	3	10	13	40	0	0
276 Hiller, Jim	RW	40	6	6	12	90	1	0
277 Hextall, Dennis	LW	28	5	7	12	40	2	0
278 Laughlin, Craig	RW	19	4	8	12	6	2	0
279 Mokosak, Carl	LW	30	4	8	12	43	0	0
280 Wilks, Brian	C	48	4	8	12	27	0	0
281 Vopat, Roman	C	57	4	8	12	121	1	0
282 Chorney, Marc	D	71	3	9	12	58	0	0
283 Barney, Scott	RW	24	5	6	11	4	2	0
284 Pirnes, Esa	C	57	3	8	11	12	0	1

# KINGS ALL-TIME SCORING

Player	POS	GP	G	A	PTS	PIM	PPG	SHG	Player	POS	GP	G	A	PTS	PIM	PPG	SHG
285 Buskas, Rod	D	62	3	8	11	193	0	0	356 Lindholm, Mikael	C	18	2	2	4	2	0	0
286 Gibbs, Barry	D	63	2	9	11	32	0	0	357 Crowder, Troy	RW	44	2	2	4	141	0	0
287 Boyle, Brian	C	36	8	2	10	46	0	0	358 Thomson, Jim	RW	62	2	2	4	237	0	0
288 Moulson, Matt	LW	29	6	4	10	6	0	0	359 Gauthier, Denis	D	65	2	2	4	90	0	0
289 Potomski, Barry	LW	59	6	4	10	197	1	0	360 English, John	D	3	1	3	4	4	1	0
290 Finn, Steven	D	104	5	5	10	186	0	0	361 Vlasak, Tomas	LW	10	1	3	4	2	0	0
291 Baumgartner, Ken	LW	91	4	6	10	503	0	0	362 Williams, Justin	RW	12	1	3	4	8	1	0
292 Tookey, Tim	C	27	3	7	10	12	0	0	363 McReynolds, Brian	C	20	1	3	4	4	0	0
293 Johansen, Trevor	D	46	3	7	10	69	0	0	364 Green, Josh	LW	27	1	3	4	8	1	0
294 Zmolek, Doug	D	119	2	8	10	249	0	0	365 Visheau, Mark	D	28	1	3	4	107	0	0
295 Thompson, Brent	D	81	1	9	10	246	0	0	366 Scruton, Howard	D	4	0	4	4	9	0	0
296 Lundmark, Jamie	C	29	7	2	9	25	0	0	367 Klima, Petr	LW	8	0	4	4	2	0	0
297 Couturier, Sylvan	C	33	4	5	9	4	1	0	368 Langevin, Dave	D	11	0	4	4	7	0	0
298 Gilhen, Randy	C	33	3	6	9	14	0	1	369 Broten, Neal	C	19	0	4	4	0	0	0
299 Potvin, Jean	D	43	3	6	9	37	0	0	370 Lemieux, Jacques	D	19	0	4	4	8	0	0
300 Snell, Chris	D	32	2	7	9	22	0	2	371 Tverdoslyk, Oleg	D	26	4	4	4	10	0	0
301 Karjalainen, Kyosti	RW	28	1	8	9	12	0	0	372 Woytowich, Bob	D	43	0	4	4	6	0	0
302 Kaberle, Frantisek	D	37	0	9	9	4	0	0	373 Chychrun, Jeff	D	36	4	4	4	99	0	0
303 Ward, Dixon	LW	34	6	2	8	45	2	0	374 Garon, Mathieu	G	95	0	4	4	14	0	0
304 Parrish, Mark	RW	19	5	3	8	4	3	0	375 Janecyk, Bob	G	102	0	4	4	42	0	0
305 McDonough, Al	RW	37	5	3	8	8	1	0	376 Potvin, Felix	G	136	0	4	4	25	0	0
306 Kireia, Brian	C	25	3	5	8	12	0	0	377 Stamler, Lorne	LW	9	2	1	3	2	0	0
307 McDonough, Hubie	C	26	3	5	8	10	0	0	378 Clarke, Noah	RW	20	2	1	3	4	0	1
308 Anderson, Ron	RW	56	3	5	8	26	0	0	379 Lewis, Trevor	C	6	1	2	3	0	0	0
309 Hangsleben, Al	LW	18	2	6	8	65	0	0	380 Anderson, Jim	LW	7	1	2	3	2	0	0
310 Heward, Jamie	D	19	2	6	8	20	1	0	381 Larouche, Steve	C	7	1	2	3	4	1	0
311 Zizka, Tomas	D	25	2	6	8	16	1	0	382 Churla, Shane	RW	11	1	2	3	37	0	0
312 Houde, Doug	D	54	2	6	8	165	0	0	383 Clippingdale, Steve	LW	16	1	2	3	9	0	0
313 Liija, Andreas	D	45	1	7	8	40	1	0	384 Currie, Glen	C	19	1	2	3	9	1	0
314 Beck, Barry	D	52	1	7	8	53	0	0	385 Hillman, Larry	D	22	1	2	3	11	0	0
315 Halkidis, Bob	D	54	1	7	8	189	0	0	386 Inglis, Billy	C	22	1	2	3	0	0	0
316 Hrudze, Kelly	G	360	0	8	8	66	0	0	387 Beverley, Nick	D	7	0	3	3	0	0	0
317 MacLean, Donald	C	22	5	2	7	4	2	0	388 Grebeshkov, Denis	D	12	0	3	3	12	0	0
318 Robitaille, Randy	C	18	4	3	7	17	2	0	389 Drewiske, Davis	D	17	0	3	3	18	0	0
319 Kelly, Steve	C	34	3	4	7	6	0	0	390 Monahan, Gary	RW	21	0	3	3	12	0	0
320 Holland, Jason	D	57	3	4	7	24	0	0	391 Smithson, Jerred	C	30	0	3	3	25	0	0
321 Norton, Brad	D	73	3	4	7	174	0	0	392 Yushkevich, Dmitry	D	42	0	3	3	24	0	0
322 Howse, Don	LW	33	2	5	7	6	0	0	393 Healy, Glenn	G	83	0	3	3	34	0	0
323 Edstrand, Darryl	D	68	1	6	7	61	0	0	394 Storr, Jamie	G	121	0	3	3	22	0	0
324 Mulvey, Paul	LW	11	0	7	7	50	0	0	395 Fiset, Stephane	G	200	0	3	3	18	0	0
325 Holt, Randy	D	78	0	7	7	296	0	0	396 Vachon, Rogie	G	389	0	3	3	14	0	0
326 Melanson, Roland	G	119	0	7	7	44	0	0	397 Strbak, Martin	D	5	2	0	2	8	0	0
327 Croteau, Gary	LW	14	5	1	6	6	3	0	398 Barrett, Fred	D	15	2	0	2	109	0	0
328 Grieve, Brent	LW	18	4	2	6	15	0	0	399 Belanger, Ken	LW	52	2	0	2	109	0	0
329 Volmar, Doug	RW	21	4	2	6	16	0	0	400 Currie, Dan	LW	5	1	1	2	0	0	0
330 LaValle, Dominic	D	8	3	3	6	2	0	0	401 Sims, Al	D	9	1	1	2	16	0	0
331 LaVallee, Kevin	LW	19	3	3	6	2	0	0	402 Tardiff, Patrick	RW	15	1	1	2	37	1	0
332 Duncanson, Craig	LW	28	3	3	6	45	0	0	403 Valicevic, Rob	C	17	1	1	2	8	0	0
333 Brown, Kevin	RW	30	3	3	6	22	0	0	404 Paek, Jim	D	18	1	1	2	10	0	0
334 Morrison, Dave	RW	31	3	3	6	4	0	0	405 Ellis, Matt	LW	19	1	1	2	14	0	1
335 Martin, Rick	LW	4	2	4	6	2	1	0	406 Mair, Adam	C	28	1	1	2	63	0	0
336 Breault, Frank	RW	27	2	4	6	42	0	0	407 Blomsten, Arto	D	6	0	2	2	0	0	0
337 Hoene, Phil	LW	37	2	4	6	22	0	0	408 Babych, Dave	D	8	0	2	2	2	0	0
338 Tripp, John	RW	34	1	5	6	33	0	0	409 Richmond, Steve	D	9	0	2	2	26	0	0
339 Tsygurov, Denis	D	39	1	5	6	33	1	0	410 Schmidt, Chris	C	10	0	2	2	5	0	0
340 McBean, Wayne	D	60	0	6	6	49	0	0	411 Dineen, Peter	D	11	0	2	2	8	0	0
341 Lessard, Mario	G	240	0	6	6	30	0	0	412 Abgrall, Dennis	RW	13	0	2	2	4	0	0
342 Hachborn, Len	C	24	4	1	5	2	1	0	413 Murray, Marty	C	19	0	2	2	4	0	0
343 Grimson, Stu	LW	72	3	2	5	235	0	0	414 Baron, Marco	C	21	0	2	2	10	0	0
344 Wiemer, Jim	D	9	2	3	5	20	0	1	415 McAlpine, Chris	D	21	0	2	2	24	0	0
345 Monaghan, Bob	C	11	2	3	5	2	0	0	416 Whyte, Sean	RW	21	0	2	2	12	0	0
346 Gruhl, Scott	LW	14	2	3	5	6	0	0	417 Murray, Jim	D	30	0	2	2	14	0	0
347 Pushkarev, Konstantin	LW	17	2	3	5	8	0	0	418 Crowe, Phil	LW	31	0	2	2	77	0	0
348 Pares, George	RW	55	2	3	5	138	0	0	419 Chapdelaine, Rene	D	32	0	2	2	32	0	0
349 Ronning, Cliff	C	14	1	4	5	8	1	0	420 Mattsson, Markus	G	38	0	2	2	0	0	0
350 Zeiler, John	RW	86	1	4	5	87	0	0	421 Stauber, Robb	G	56	0	2	2	22	0	0
351 Richardson, Brad	C	31	0	5	5	11	0	0	422 Grahame, Ron	G	66	0	2	2	8	0	0
352 Thomas, Scott	LW	24	3	1	4	9	0	0	423 Eliot, Darren	G	84	0	2	2	22	0	0
353 Alun, Jared	C	17	2	2	4	0	1	0	424 Nchayey, Victor	C	3	1	0	1	0	0	0
354 Leveque, Guy	C	17	2	2	4	21	0	0	425 Murray, Brady	C	4	1	0	1	6	0	0
355 Glennie, Brian	D	18	2	2	4	22	0	0	426 Carlin, Brian	LW	5	1	0	1	0	0	0



# KINGS ALL-TIME SCORING

Player	POS	GP	G	A	PTS	PIM	PPG	SHG	Player	POS	GP	G	A	PTS	PIM	PPG	SHG
427 LaForest, Bob	RW	5	1	0	1	2	1	0	498 Waddell, Don	D	1	0	0	0	0	0	0
428 DiPietro, Paul	C	6	1	0	1	6	0	0	499 Bartyrshin, Ruslan	D	2	0	0	0	6	0	0
429 Giroux, Pierre	C	6	1	0	1	17	0	0	500 Blight, Rick	RW	2	0	0	0	2	0	0
430 Gratton, Dan	LW	7	1	0	1	5	0	0	501 Brennan, Rich	D	2	0	0	0	0	0	0
431 Nemecek, Jan	D	7	1	0	1	4	0	0	502 Brown, Rob	RW	2	0	0	0	0	0	0
432 Kanko, Petr	RW	10	1	0	1	0	0	0	503 Carriere, Larry	D	2	0	0	0	0	0	0
433 Luce, Don	C	10	1	0	1	2	0	0	504 Donato, Ted	D	2	0	0	0	2	0	0
434 McCauley, Alyn	C	10	1	0	1	2	0	0	505 Dufour, Marc	RW	2	0	0	0	0	0	0
435 Redmond, Keith	LW	12	1	0	1	20	0	0	506 Hnilicka, Milan	G	2	0	0	0	0	0	0
436 Walker, Gordie	RW	12	1	0	1	2	0	0	507 James, Connor	C	2	0	0	0	0	0	0
437 Morgan, Jason	C	14	1	0	1	4	0	0	508 Petiot, Richard	D	2	0	0	0	2	0	0
438 Walker, Russ	RW	17	1	0	1	41	0	0	509 Stephenson, Shay	LW	2	0	0	0	0	0	0
439 O'Dwyer, Billy	C	18	1	0	1	15	0	0	510 Williams, Darryl	RW	2	0	0	0	10	0	0
440 Flinn, Ryan	LW	31	1	0	1	84	0	0	511 Witherspoon, Jim	D	2	0	0	0	2	0	0
441 Brennan, Kip	LW	41	1	0	1	158	0	0	512 Bach, Ryan	G	3	0	0	0	0	0	0
442 Muir, Bryan	D	2	0	1	1	2	0	0	513 Convery, Brandon	C	3	0	0	0	4	0	0
443 Brown, Jim	D	3	0	1	1	5	0	0	514 Marson, Mike	LW	3	0	0	0	5	0	0
444 Jay, Bob	D	3	0	1	1	0	0	0	515 Turner, Dean	D	3	0	0	0	4	0	0
445 Crashley, Bart	D	4	0	1	1	6	0	0	516 Bernier, Jonathan	G	4	0	0	0	0	0	0
446 Germain, Eric	D	4	0	1	1	13	0	0	517 Caron, Jacques	G	4	0	0	0	0	0	0
447 Goverde, Dave	G	4	0	1	1	0	0	0	518 Fukufuji, Yutaka	G	4	0	0	0	0	0	0
448 Jensen, Al	G	5	0	1	1	0	0	0	519 Hayward, Rick	D	4	0	0	0	5	0	0
449 Garland, Scott	C	6	0	1	1	24	0	0	520 Johnston, Larry	D	4	0	0	0	4	0	0
450 Heidt, Mike	D	6	0	1	1	7	0	0	521 Logan, Bob	RW	4	0	0	0	0	0	0
451 Helander, Peter	D	7	0	1	1	0	0	0	522 McCosh, Shawn	RW	4	0	0	0	4	0	0
452 Podollan, Jason	RW	7	0	1	1	7	0	0	523 Sheehan, Bobby	C	4	0	0	0	2	0	0
453 Stanfield, Jim	LW	7	0	1	1	0	0	0	524 Smith, Dennis	D	4	0	0	0	4	0	0
454 Ward, Jason	RW	7	0	1	1	4	0	0	525 Tambellini, Jeff	LW	4	0	0	0	2	0	0
455 Weeks, Steve	G	7	0	1	1	0	0	0	526 Cousineau, Marcel	G	5	0	0	0	0	0	0
456 Brennan, Dan	LW	8	0	1	1	9	0	0	527 Jackman, Tim	RW	5	0	0	0	10	0	0
457 Larocque, Denis	D	8	0	1	1	18	0	0	528 Jenkins, Dean	RW	5	0	0	0	2	0	0
458 Murphy, Rob	C	8	0	1	1	22	0	0	529 Pasin, Dave	LW	5	0	0	0	0	0	0
459 Rutherford, Jim	G	10	0	1	1	0	0	0	530 Piskula, Joe	D	5	0	0	0	6	0	0
460 Sinisalo, Ilkka	LW	10	0	1	1	4	0	0	531 Schamehorn, Kevin	RW	5	0	0	0	4	0	0
461 Hamel, Gilles	LW	11	0	1	1	2	0	0	532 Seguin, Steve	RW	5	0	0	0	9	0	0
462 Ryan, Matt	C	12	0	1	1	2	0	0	533 Short, Steve	D	5	0	0	0	2	0	0
463 Pronger, Sean	C	13	0	1	1	4	0	0	534 Smith, Billy	G	5	0	0	0	5	0	0
464 Carter, Anson	RW	15	0	1	1	0	0	0	535 Tukonen, Lauri	RW	5	0	0	0	0	0	0
465 Mikkelsen, Bill	D	15	0	1	1	6	0	0	536 Bekar, Derek	RW	6	0	0	0	4	0	0
466 Fitzpatrick, Mark	G	17	0	1	1	2	0	0	537 Fortier, Marc	C	6	0	0	0	5	0	0
467 Legace, Manny	G	17	0	1	1	0	0	0	538 Gans, Dave	C	6	0	0	0	2	0	0
468 Kuznetsov, Maxim	D	19	0	1	1	20	0	0	539 Gauthier, Gabe	C	8	0	0	0	0	0	0
469 Burke, Sean	G	23	0	1	1	4	0	0	540 Thomlinson, Dave	LW	8	0	0	0	21	0	0
470 Potvin, Marc	RW	23	0	1	1	87	0	0	541 Dufresne, Donald	D	9	0	0	0	10	0	0
471 Cloutier, Dan	G	33	0	1	1	23	0	0	542 Westgarth, Kevin	RW	9	0	0	0	9	0	0
472 Blake, Mike	G	40	0	1	1	0	0	0	543 Gibson, John	D	10	0	0	0	39	0	0
473 Tuer, Al	D	45	0	1	1	150	0	0	544 Brust, Barry	G	11	0	0	0	0	0	0
474 Quick, Jonathan	G	47	0	1	1	0	0	0	545 Chabot, Frederic	G	12	0	0	0	0	0	0
475 Keans, Doug	G	56	0	1	1	7	0	0	546 Scott, Ron	G	12	0	0	0	2	0	0
476 Laskoski, Gary	G	59	0	1	1	6	0	0	547 Fuhr, Grant	G	14	0	0	0	2	0	0
477 LaBarbera, Jason	G	93	0	1	1	4	0	0	548 Knickle, Rick	G	14	0	0	0	2	0	0
478 Desjardins, Gerry	G	103	0	1	1	6	0	0	549 Passmore, Steve	G	14	0	0	0	0	0	0
479 Edwards, Gary	G	155	0	1	1	14	0	0	550 Simmons, Gary	G	18	0	0	0	6	0	0
480 Barnes, Blair	RW	1	0	0	0	0	0	0	551 Aubin, Jean-Sebastien	G	19	0	0	0	0	0	0
481 Bergeron, J.C.	G	1	0	0	0	0	0	0	552 Klemm, Jon	D/RW	22	0	0	0	10	0	0
482 Chouinard, Mathieu	G	1	0	0	0	0	0	0	553 Norris, Jack	G	25	0	0	0	0	0	0
483 Foley, Gerry	RW	1	0	0	0	0	0	0	554 Gosselin, Mario	G	26	0	0	0	0	0	0
484 Gladney, Bob	D	1	0	0	0	2	0	0	555 Sawchuck, Terry	G	36	0	0	0	0	0	0
485 Hauser, Adam	G	1	0	0	0	0	0	0	556 Ersberg, Erik	G	42	0	0	0	2	0	0
486 Hocking, Justin	D	1	0	0	0	0	0	0	557 Cechmanek, Roman	G	49	0	0	0	2	0	0
487 Hoffer, Jim	D	1	0	0	0	2	0	0	558 Huet, Cristobal	G	53	0	0	0	4	0	0
488 Huard, Bill	LW	1	0	0	0	2	0	0	559 Berthiaume, Daniel	G	56	0	0	0	10	0	0
489 Jaks, Pauli	G	1	0	0	0	0	0	0	560 Rutledge, Wayne	G	82	0	0	0	11	0	0
490 Lavigne, Eric	D	1	0	0	0	0	0	0	561 Dejoridy, Denis	G	86	0	0	0	0	0	0
491 Marinucci, Chris	C	1	0	0	0	0	0	0	562 Dafoe, Byron	G	87	0	0	0	0	0	0
492 Moxey, Jim	RW	1	0	0	0	2	0	0									
493 Pageau, Paul	G	1	0	0	0	0	0	0									
494 Popiel, Poul	D	1	0	0	0	0	0	0									
495 Scott, Travis	G	1	0	0	0	0	0	0									
496 Semchuk, Brandy	RW	1	0	0	0	2	0	0									
497 Taylor, Daniel	G	1	0	0	0	0	0	0									

# KINGS ALL-TIME GOALTENDER STATISTICS

No.	GOALIE	GP	MIN	GA	SO	EN	SA	%	GAA	W-L-OT	G	A	PIM
1	Vachon, Rogie	389	22,922	1,091	32	16	—	—	2.86	171-148-66	0	3	14
2	Hrudey, Kelly	360	20,474	1,185	10	34	11,336	.896	3.46	145-135-55	0	8	66
3	Lessard, Mario	240	13,529	843	9	13	—	—	3.74	92-97-39	0	6	30
4	Storr, Jamie	205	10,852	456	16	23	5,055	.910	2.52	85-78-21	0	3	2
5	Fiset, Stephane	200	11,292	532	10	11	5,692	.906	2.83	80-85-22	0	3	18
6	Edwards, Gary	155	8,794	497	7	3	—	—	3.39	54-68-22	0	1	14
7	Potvin, Felix	136	7,848	308	14	6	3,244	.905	2.35	61-52-16	0	4	25
8	Melanson, Roland	119	6,834	469	3	13	3,580	.869	4.12	40-58-14	0	7	50
9	Desjardins, Gerry	103	5,952	349	7	5	—	—	3.52	25-63-11	0	1	20
10	Janecyk, Bob	102	5,838	404	2	6	3,022	.866	4.15	41-44-12	0	4	42
11	Garon, Mathieu	95	5,225	264	6	7	2,587	.898	3.03	44-36-9	0	4	14
12	LaBarbera, Jason	93	4,849	237	4	9	2,468	4	2.93	33-40-8	0	1	4
13	Dafoe, Byron	87	4,828	284	1	7	2,717	.896	3.53	27-41-13	0	0	6
14	Dejoridy, Denis	86	4,813	299	1	3	—	—	3.73	23-45-15	0	0	0
15	Eliot, Darren	84	4,767	361	1	10	2,437	.852	4.54	25-41-11	0	2	22
16	Healy, Glenn	83	4,615	333	1	11	2,503	.869	4.33	37-37-3	0	3	34
17	Rutledge, Wayne	82	4,325	241	2	2	—	—	3.34	28-37-9	0	0	11
18	Grahame, Ron	66	3,705	262	2	1	—	—	4.24	23-32-7	0	2	8
19	Laskoski, Gary	59	2,942	228	0	5	1,533	.851	4.65	19-27-5	0	1	6
20	Berthiaume, Daniel	56	3,098	183	1	3	1,627	.888	3.54	27-21-5	0	0	10
21	Stauber, Robb	56	2,978	189	1	3	1,742	.892	3.81	19-20-9	0	2	20
22	Keans, Doug	56	2,753	187	0	8	—	—	4.08	13-18-13	0	1	7
23	Huet, Cristobal	53	2,740	110	4	9	1,202	.908	2.41	14-20-11	0	0	4
24	Cechmanek, Roman	49	2,701	113	5	3	1,198	.906	2.51	18-21-6	0	0	2
25	Quick, Jonathan	47	2,635	112	4	6	1,262	.911	2.55	22-20-2	0	1	0
26	Ersberg, Erik	42	2,276	98	2	4	1,103	.911	2.58	14-16-8	0	0	2
27	Blake, Mike	40	2,117	150	0	3	—	—	4.25	13-15-5	0	1	8
28	Mattsson, Markus	38	2,000	144	2	2	984	.854	4.32	12-13-6	0	2	2
29	Sawchuk, Terry	36	1,936	99	2	2	—	—	3.07	11-14-6	0	0	0
30	Cloutier, Dan	33	1,770	113	0	3	855	.868	3.83	8-18-3	0	1	23
31	Gosselin, Mario	26	1,226	79	0	4	583	.864	3.87	7-11-1	0	0	0
32	Norris, Jack	25	1,305	85	0	1	—	—	3.90	7-11-2	0	0	0
33	Burke, Sean	23	1,310	68	1	2	687	.901	3.11	6-10-5	0	1	4
34	Baron, Marco	21	1,211	87	0	5	633	.863	4.31	3-14-4	0	2	10
35	Aubin, Jean-Sebastien	19	828	44	0	3	385	.886	3.19	5-6-1	0	0	0
36	Simmons, Gary	18	933	60	0	2	—	—	3.86	3-9-3	0	0	6
37	Fitzpatrick, Mark	17	957	64	0	3	563	.886	4.01	6-7-3	0	1	2
38	Legace, Manny	17	899	39	0	5	439	.911	2.60	2-9-2	0	1	0
39	Passmore, Steve	14	718	37	1	2	310	.881	3.09	3-8-1	0	0	4
40	Knickle, Rick	14	706	44	0	2	363	.879	3.74	7-6-0	0	0	2
41	Fuhr, Grant	14	698	47	0	3	379	.876	4.04	1-7-3	0	0	2
42	Scott, Ron	12	654	40	0	2	319	.875	3.67	5-6-0	0	0	2
43	Chabot, Frederic	12	554	29	0	0	267	.891	3.14	3-3-2	0	0	0
44	Brust, Barry	11	486	30	0	2	245	.878	3.70	2-4-1	0	0	0
45	Rutherford, Jim	10	560	53	0	0	—	—	5.68	6-3-0	0	1	0
46	Weeks, Steve	7	252	17	0	1	136	.875	4.05	1-3-0	0	1	0
47	Smith, Billy	5	300	23	0	0	—	—	4.60	1-3-1	0	0	5
48	Jensen, Al	5	300	27	0	1	154	.825	5.40	1-4-0	0	1	0
49	Goverde, Dave	5	278	29	0	1	151	.808	6.26	1-4-0	0	1	0
50	Cousineau, Marcel	5	171	6	0	0	64	.906	2.11	1-1-0	0	0	0
51	Bernier, Jonathan	4	238	16	0	2	118	.864	4.03	1-3-0	0	0	0
52	Caron, Jacques	4	200	13	0	1	—	—	3.90	0-2-0	0	0	0
53	Fukufuji, Yutaka	4	96	7	0	0	43	.837	4.38	0-3-0	0	0	0
54	Bach, Ryan	3	108	8	0	0	66	.879	4.44	0-3-0	0	0	0
55	Hnilicka, Milan	2	80	5	0	0	42	.881	3.75	0-1-0	0	0	0
56	Pageau, Paul	1	60	8	0	0	—	—	8.00	0-1-0	0	0	0
57	Bergeron, J.C.	1	56	4	0	0	35	.886	4.29	0-1-0	0	0	0
58	Hauser, Adam	1	51	6	0	0	24	.750	7.06	0-0-0	0	0	0
59	Jaks, Pauli	1	40	2	0	0	25	.920	3.00	0-0-0	0	0	0
60	Scott, Travis	1	25	3	0	0	10	.700	7.20	0-0-0	0	0	0
61	Taylor, Daniel	1	20	2	0	0	10	.800	6.00	0-0-0	0	0	0
62	Chouinard, Mathieu	1	3	0	0	0	2	1.000	0.00	0-0-0	0	0	0

## KINGS LEADERS YEAR-BY-YEAR

SEASON	GOALS	ASSISTS	POINTS	PPG'S	PIM
1967-68	Flett - 26	Joyal - 34	Joyal - 57	Joyal, Lemieux - 5	Amadio - 101
1968-69	Joyal - 33	Lemieux - 29	Joyal - 52	Joyal - 9	Rolfe - 85
1969-70	Shack - 22	Goring, Rochefort - 23	Lonsberry - 42	Joyal - 6	Lonsberry - 118
1970-71	Byers - 27	Widing - 40	Widing - 65	Pulford - 6	Marotte - 96
1971-72	Widing - 27	Backstrom, Goring - 29	Widing - 55	Backstrom - 7	Corrigan - 95
1972-73	Corrigan - 37	Widing - 54	Widing - 70	Berry, Corrigan - 14	Corrigan - 146
1973-74	Goring - 28	St. Marseille - 36	Goring - 61	Berry - 8	Corrigan, Harper - 119
1974-75	Nevin - 31	Nevin - 41	Nevin - 72	Berry, Nevin, Widing - 7	Maloney - 165
1975-76	Dionne - 40	Dionne - 54	Dionne - 94	Corrigan - 9	Hutchison - 181
1976-77	Dionne - 53	Dionne - 69	Dionne - 122	Williams - 15	Schultz - 232
1977-78	Goring - 37	Dionne - 43	Dionne - 79	Dionne, Goring - 9	Wilson - 127
1978-79	Dionne - 59	Dionne - 71	Dionne - 130	Dionne - 19	Holt - 202
1979-80	Simmer - 56**	Dionne - 84	Dionne - 137**	Simmer - 21	Wells - 113
1980-81	Dionne - 58	Dionne - 77	Dionne - 135	Dionne, Simmer - 23	Wells - 155
1981-82	Dionne - 50	Dionne, Taylor - 67	Dionne - 117	Dionne - 17	Wells - 145
1982-83	Dionne - 56	Dionne, Simmer - 51	Dionne - 107	Dionne - 17	Wells - 147
1983-84	Simmer - 44	Nicholls - 54	Nicholls - 95	Dionne, Simmer - 13	Wells - 141
1984-85	Dionne, Nicholls - 46	Dionne - 80	Dionne - 126	Dionne - 16	Wells - 185
1985-86	Dionne, Nicholls - 36	Nicholls - 61	Nicholls - 97	Dionne, Taylor - 11	Williams - 320
1986-87	Robitaille - 45	Dionne - 50	Robitaille - 84	Carson, Robitaille - 18	Williams - 358
1987-88	Carson - 55	Robitaille - 58	Robitaille - 111	Carson - 22	Playfair - 197
1988-89	<b>Nicholls - 70</b>	Gretzky - 114**	<b>Gretzky - 168</b>	Nicholls - 21	McSorley - 350
1989-90	Robitaille - 52	Gretzky - 102*	Gretzky - 142*	Robitaille - 20	McSorley - 322
1990-91	Robitaille, Sandstrom - 45	<b>Gretzky - 122*</b>	Gretzky - 163*	Sandstrom - 16	Miller - 259
1991-92	Robitaille - 44	Gretzky - 90*	Gretzky - 121	<b>Robitaille - 26</b>	McSorley - 268
1992-93	Robitaille - 63	Robitaille - 62	Robitaille - 125	Robitaille - 24	<b>McSorley - 399*</b>
1993-94	Robitaille - 44	Gretzky - 92*	Gretzky - 130*	Robitaille - 24	Rychel - 322
1994-95***	Tocchet - 18	Gretzky - 37	Gretzky - 48	Tocchet - 7	Johnson - 102
1995-96	Khristich - 27	Gretzky - 66	Gretzky - 81	Khristich - 12	McSorley - 148
1996-97	Ferraro - 25	Khristich - 37	Khristich - 56	Ferraro - 11	Johnson - 194
1997-98	Murray - 29	Stumpel - 58	Stumpel - 79	Blake - 11	Johnson - 249
1998-99	Robitaille - 39	Robitaille - 35	Robitaille - 74	Robitaille - 11	O'Donnell - 186
1999-00	Robitaille - 36	Stumpel - 41	Robitaille - 74	Robitaille - 13	Laperriere - 185
2000-01	Palffy - 38	Palffy, Robitaille - 51	Palffy - 89	Robitaille - 16	Grimson - 235
2001-02	Palffy - 32	Allison - 55	Allison - 74	Palffy - 15	Laperriere - 125
2002-03	Palffy - 37	Palffy - 48	Palffy - 85	Palffy, Schneider - 10	Laperriere - 122
2003-04	Frolov - 24	Robitaille, Stumpel - 29	Robitaille - 51	Robitaille - 12	Avery - 261*
2004-05	DNP - Lockout				
2005-06	Cammalleri - 26	Visnovsky - 50	Visnovsky - 67	Cammalleri - 15	Avery - 257*
2006-07	Frolov - 35	Cammalleri - 46	Cammalleri - 80	Cammalleri - 16	Ivanans - 140
2007-08	Brown - 33	Kopitar - 45	Kopitar - 77	Brown, Kopitar - 12	Ivanans - 134
2008-09	Frolov - 32	Kopitar - 39	Kopitar - 66	Frolov - 12	Ivanans - 145

\*Led NHL    \*\*Tied for NHL lead    \*\*\*48-game season  
 Bold = All-time franchise single season leader

## KINGS GOALTENDER LEADERS YEAR-BY-YEAR

SEASON	GP (Minutes)	SO	%	GAA	WINS
1967-68	Rutledge - 45 (2,444)	Rutledge/Sawchuk - 2	—	Rutledge - 2.87	Rutledge - 20
1968-69	Desjardins - 60 (3,499)	Desjardins - 4	—	Desjardins - 3.26	Desjardins - 18
1969-70	Desjardins - 43 (2,453)	Desjardins - 3	—	Desjardins - 3.89	Desjardins - 7
1970-71	Dejordy - 60 (3,375)	Dejordy - 1	—	Dejordy - 3.80	Dejordy - 18
1971-72	Edwards - 44 (2,503)	Edwards - 2	—	Edwards - 3.60	Edwards - 13
1972-73	Vachon - 53 (3,120)	Vachon - 4	—	Vachon - 2.85	Vachon - 22
1973-74	Vachon - 65 (3,751)	Vachon - 5	—	Vachon - 2.80	Vachon - 28
1974-75	Vachon - 54 (3,239)	Vachon - 6	—	<b>Vachon - 2.24</b>	Vachon - 27
1975-76	Vachon - 51 (3,060)	Vachon - 5	—	Vachon - 3.14	Vachon - 26
1976-77	Vachon - 68 (4,059)	<b>Vachon - 8</b>	—	Vachon - 2.72	Vachon - 33
1977-78	Vachon - 70 ( <b>4,107</b> )	Vachon - 4	—	Vachon - 2.86	Vachon - 29
1978-79	Lessard - 49 (2,860)	Lessard - 4	—	Lessard - 3.10	Lessard - 23
1979-80	Lessard - 50 (2,836)	Grahame - 2	—	Lessard - 3.91	Lessard - 18
1980-81	Lessard - 64 (3,746)	Lessard - 2	—	Lessard - 3.25	<b>Lessard - 35*</b>
1981-82	Lessard - 52 (2,933)	Lessard - 2	—	Keans - 4.30	Lessard - 13
1982-83	Laskoski - 46 (2,277)	Lessard/Mattsson - 1	Laskoski - .857	Laskoski - 4.56	Laskoski - 15
1983-84	Blake - 29 (1,634)	Mattsson - 1	Blake - .868	Blake - 4.33	Blake - 9
1984-85	Janecyk - 51 (3,002)	Janecyk - 2	Janecyk - .877	Janecyk - 3.66	Janecyk - 22
1985-86	Janecyk - 38 (2,083)	—	Janecyk - .857	Janecyk - 4.67	Janecyk - 14
1986-87	Melanson - 46 (2,734)	Eliot/Melanson - 1	Melanson - .882	Melanson - 3.69	Melanson - 18
1987-88	Melanson - 47 (2,676)	Melanson - 2	Healy - .866	Healy - 4.33	Melanson - 17
1988-89	Healy - 48 (2,699)	Hrudey - 1	Healy - .873	Healy - 4.27	Healy - 25
1989-90	Hrudey - 52 (2,860)	Hrudey - 2	Gosselin - .873	Gosselin - 3.87	Hrudey - 22
1990-91	Hrudey - 47 (2,730)	Hrudey - 3	Hrudey - .900	Hrudey - 2.90	Hrudey - 26
1991-92	Hrudey - 60 (3,509)	Hrudey - 1	Hrudey - .897	Hrudey - 3.37	Hrudey - 26
1992-93	Hrudey - 50 (2,718)	Hrudey - 2	Stauber - .888	Stauber - 3.84	Hrudey - 18
1993-94	Hrudey - 64 (3,713)	Hrudey/Stauber - 1	Hrudey - .897	Hrudey - 3.68	Hrudey - 22
1994-95***	Hrudey - 35 (1,894)	—	Hrudey - .910	Hrudey - 3.14	Hrudey - 14
1995-96	Dafoe - 47 (2,666)	Dafoe - 1	Hrudey - .907	Hrudey - 3.26	Dafoe - 14
1996-97	Fiset - 44 (2,482)	Fiset - 4	Dafoe - .905	Dafoe - 3.11	Dafoe/Fiset - 13
1997-98	Fiset - 60 (3,497)	Fiset/Storr - 2	Fiset - .909	Fiset - 2.71	Fiset - 26
1998-99	Fiset - 42 (2,403)	Storr - 4	<b>Storr - .916</b>	Storr - 2.40	Fiset - 18
1999-00	Fiset - 47 (2,592)	Fiset/Storr - 1	Storr - .908	Storr - 2.53	Fiset - 20
2000-01	Storr - 45 (2,498)	Potvin - 5	Storr - .899	Storr - 2.74	Storr - 19
2001-02	<b>Potvin - 71</b> (4,071)	Potvin - 6	Potvin - .907	Potvin - 2.31	Potvin - 31
2002-03	Potvin - 42 (2,367)	Potvin/Storr - 3	Storr - .905	Storr - 2.55	Potvin - 17
2003-04	Cechmanek - 49 (2,701)	Cechmanek - 5	Huet - .907	Huet - 2.43	Cechmanek - 18
2004-05	DNP - Lockout				
2005-06	Garon - 63 (3,446)	Garon - 4	LaBarbera - .900	LaBarbera - 2.89	Garon - 31
2006-07	Garon - 32 (1,779)	Garon - 2	Garon - .907	Garon - 2.66	Garon - 13
2007-08	LaBarbera - 45 (2,421)	Ersberg - 2	LaBarbera - .910	LaBarbera - 3.00	LaBarbera - 17
2008-09	Quick - 44 (2,495)	Quick - 4	Quick - .914	Quick - 2.48	Quick - 21

Note: Goalies needed to appear in a minimum of 25 games to be eligible as category leaders for save percentage and goals-against average.

\*Led NHL

\*\*Tied for NHL lead

\*\*\*48-game season

Bold = All-time franchise single season leader



## KINGS ALL-TIME TOP TEN

### GAMES PLAYED

No.	Player	Total
1	Dave Taylor	1,111
2	Luc Robitaille	1,077
3	Marcel Dionne	921
4	Rob Blake	805
5	Mattias Norstrom	780
6	Butch Goring	736
7	Mike Murphy	673
8	Mark Hardy	616
9	Jay Wells	604
10	Bernie Nicholls	602

### GOALS

No.	Player	Total
1	Luc Robitaille	557
2	Marcel Dionne	550
3	Dave Taylor	431
4	Bernie Nicholls	327
5	Butch Goring	275
6	Wayne Gretzky	246
7	Charlie Simmer	222
8	Mike Murphy	194
9	Jim Fox	186
10	Rob Blake	161

### ASSISTS

No.	Player	Total
1	Marcel Dionne	757
2	Wayne Gretzky	672
3	Dave Taylor	638
4	Luc Robitaille	597
5	Bernie Nicholls	431
6	Butch Goring	384
7	Rob Blake	333
8	Jim Fox	293
9	Mike Murphy	263
10	Mark Hardy	250

### POINTS

No.	Player	Total
1	Marcel Dionne	1,307
2	Luc Robitaille	1,154
3	Dave Taylor	1,069
4	Wayne Gretzky	918
5	Bernie Nicholls	758
6	Butch Goring	659
7	Rob Blake	494
8	Jim Fox	479
9	Charlie Simmer	466
10	Mike Murphy	457

### PENALTY MINUTES

No.	Player	Total
1	Marty McSorley	1,846
2	Dave Taylor	1,589
3	Jay Wells	1,446
4	Rob Blake	1,231
5	Ian Laperriere	1,017
6	Luc Robitaille	924
7	Sean O'Donnell	870
8	Jay Miller	865
9	Mark Hardy	858
10	Tony Granato	821

### PPG's

No.	Player	Total
1	Luc Robitaille	210
2	Marcel Dionne	172
3	Dave Taylor	123
4	Bernie Nicholls	100
5	Rob Blake	92
6	Charlie Simmer	79
7	Wayne Gretzky	63
8	Butch Goring	62
9	Michael Cammalleri	45
	Jimmy Carson	45

### SHG's

No.	Player	Total
1	Bernie Nicholls	25
2	Butch Goring	20
3	Mike Murphy	19
4	Wayne Gretzky	17
5	Ziggy Palffy	10
6	Marcel Dionne	9
7	Glen Murray	8
	Yanic Perreault	8
	Jari Kurri	8
10	Alexander Frolov	7
	Eric Belanger	7
	Marty McSorley	7
	Pat Conacher	7

### PLUS/MINUS

No.	Player	Total
1	Dave Taylor	181
2	Marcel Dionne	106
3	Ziggy Palffy	85
4	Charlie Simmer	83
5	Bob Murdoch	79
6	Terry Harper	69
7	Bob Nevin	54
8	Steve Duchesne	49
9	Jozef Stumpel	48
10	Sheldon Kannegiesser	47

## KINGS ALL-TIME TOP TEN

### DEFENSEMAN GP

No.	Player	Total
1	Rob Blake	805
2	Mattias Norstrom	780
3	Mark Hardy	616
4	Jay Wells	604
5	Lubomir Visnovsky	499
6	Marty McSorley	472
7	Sean O'Donnell	463
8	Jaroslav Modry	454
9	Steve Duchesne	442
10	Bob Murdoch	414

### DEFENSEMAN GOALS

No.	Player	Total
1	Rob Blake	161
2	Steve Duchesne	99
3	Marty McSorley	71
4	Lubomir Visnovsky	70
5	Mark Hardy	53
6	Larry Murphy	52
7	Garry Galley	44
8	Bob Murdoch	41
9	Mathieu Schneider	37
10	Jaroslav Modry	35

### DEFENSEMAN ASSISTS

No.	Player	Total
1	Rob Blake	333
2	Mark Hardy	250
3	Steve Duchesne	216
4	Lubomir Visnovsky	209
5	Marty McSorley	163
6	Larry Murphy	155
7	Jay Wells	143
8	Bob Murdoch	130
9	Jaroslav Modry	129
10	Mattias Norstrom	128

### DEFENSEMAN POINTS

No.	Player	Total
1	Rob Blake	494
2	Steve Duchesne	315
3	Mark Hardy	303
4	Lubomir Visnovsky	279
5	Marty McSorley	234
6	Larry Murphy	207
7	Jay Wells	177
8	Bob Murdoch	171
9	Jaroslav Modry	164
10	Garry Galley	159

### DEFENSEMAN PIM

No.	Player	Total
1	Marty McSorley	1,846
2	Jay Wells	1,446
3	Rob Blake	1,231
4	Sean O'Donnell	870
5	Mark Hardy	858
6	Dave Hutchison	605
7	Dean Kennedy	591
8	Mattias Norstrom	583
9	Tim Watters	529
10	Bob Murdoch	497

### DEFENSEMAN PPG'S

No.	Player	Total
1	Rob Blake	92
2	Steve Duchesne	33
3	Lubomir Visnovsky	31
4	Mark Hardy	26
5	Larry Murphy	22
6	Mathieu Schneider	21
7	Jaroslav Modry	19
8	Alexei Zhitnik	18
9	Garry Galley	16
10	Philippe Boucher	15

### DEFENSEMAN SHG'S

No.	Player	Total
1	Marty McSorley	7
2	Steve Duchesne	5
3	Mark Hardy	3
4	Mattias Norstrom	2
	Larry Murphy	2
	Chris Snell	2
7	Several	1

### DEFENSEMAN PLUS/MINUS

No.	Player	Total
1	Bob Murdoch	79
2	Terry Harper	69
3	Steve Duchesne	49
4	Sheldon Kannegiesser	47
5	Tom Laidlaw	38
6	Tim Watters	32
7	Larry Robinson	30
8	Dave Hutchison	27
9	Joe Corvo	25
10	Gary Sargent	22



## KINGS ALL-TIME TOP TEN

GAMES PLAYED			WINS			SHUTOUTS		
No.	Goaltender	Total	No.	Goaltender	Total	No.	Goaltender	Total
1	Rogie Vachon	389	1	Rogie Vachon	171	1	Rogie Vachon	32
2	Kelly Hrudey	360	2	Kelly Hrudey	145	2	Jaime Storr	16
3	Mario Lessard	240	3	Mario Lessard	92	3	Felix Potvin	14
4	Jamie Storr	205	4	Jamie Storr	85	4	Stephane Fiset	10
5	Stephane Fiset	200	5	Stephane Fiset	80		Kelly Hrudey	10
6	Gary Edwards	155	6	Felix Potvin	61	6	Mario Lessard	9
7	Felix Potvin	136	7	Gary Edwards	54	7	Gary Edwards	7
8	Roland Melanson	119	8	Mathieu Garon	44		Gerry Desjardins	7
9	Gerry Desjardins	103	9	Bob Janecyk	41	9	Mathieu Garon	6
10	Bob Janecyk	102	10	Roland Melanson	40	10	Roman Cechmanek	5

GOALS AGAINST AVERAGE			SAVE PERCENTAGE*		
No.	Goaltender	Total (Minimum 50 Games)	No.	Goaltender	Total (Minimum 50 Games)
1	Felix Potvin	2.35	1	Jamie Storr	.910
2	Cristobal Huet	2.41	2	Cristobal Huet	.908
3	Jamie Storr	2.52	3	Stephane Fiset	.906
4	Stephane Fiset	2.83	4	Felix Potvin	.905
5	Rogie Vachon	2.86	5	Jason LaBarbera	.904
6	Jason LaBarbera	2.93	6	Mathieu Garon	.898
7	Mathieu Garon	3.03	7	Byron Dafee	.896
8	Wayne Rutledge	3.34		Kelly Hrudey	.896
9	Gary Edwards	3.39	9	Robb Stauber	.892
10	Kelly Hrudey	3.47	10	Daniel Berthiaume	.888

\* NHL started keeping Save Percentage in 1982-83

## KINGS ALL-TIME GOAL-SCORING BY POSITION

LEFT WING			CENTER			RIGHT WING		
No.	Player	Total	No.	Player	Total	No.	Player	Total
1	Luc Robitaille	557	1	Marcel Dionne	550	1	Dave Taylor	431
2	Charlie Simmer	222	2	Bernie Nicholls	327	2	Mike Murphy	194
3	Bob Berry	159	3	Butch Goring	275	3	Jim Fox	186
4	Alexander Frolov	149	4	Wayne Gretzky	246	4	Ziggy Palffy	150
5	Tony Granato	148	5	Juha Widing	131	5	Tomas Sandstrom	117
6	Tommy Williams	114	6	Jimmy Carson	108	6	Jari Kurri	108
7	Michael Cammalleri	93	7	Eddie Joyal	105	7	Mike Corrigan	106
8	Mike Donnelly	87	8	Anze Kopitar	79	8	Glen Murray	103
9	John Tonelli	76	9	Bryan Smolinski	78	9	Don Kozak	94
10	Steve Jensen	71	10	Jozef Stumpel	76	10	Dustin Brown	89
				Yanic Perreault	76			

DEFENSEMAN		
No.	Defenseman	Total
1	Rob Blake	161
2	Steve Duchesne	99
3	Marty McSorley	71
4	Lubomir Visnovsky	70
5	Mark Hardy	53
6	Larry Murphy	52
7	Garry Galley	44
8	Bob Murdoch	41
9	Mathieu Schneider	37
10	Jaroslav Modry	35

## KINGS SEASON BESTS

GOALS			DEFENSEMAN GOALS		
No.	Player	Total Season	No.	Player	Total Season
1	Bernie Nicholls	70 1988-89	1	Steve Duchesne	25 1988-89
2	Luc Robitaille	63 1992-93	2	Rob Blake	23 1997-98
3	Marcel Dionne	59 1978-79	3	Larry Murphy	22 1981-82
4	Marcel Dionne	58 1980-81	4	Steve Duchesne	21 1990-91
5	Marcel Dionne	56 1982-83	5	Rob Blake	20 1993-94
	Charlie Simmer	56 1980-81		Steve Duchesne	20 1989-90
	Charlie Simmer	56 1979-80			
ASSISTS			DEFENSEMAN ASSISTS		
No.	Player	Total Season	No.	Player	Total Season
1	Wayne Gretzky	122 1990-91	1	Larry Murphy	60 1980-81
2	Wayne Gretzky	114 1988-89	2	Lubomir Visnovsky	50 2005-06
3	Wayne Gretzky	102 1989-90		Steve Duchesne	50 1988-89
4	Wayne Gretzky	92 1993-94	4	Rob Blake	48 1993-94
5	Wayne Gretzky	90 1991-92		Larry Murphy	48 1982-83
POINTS			DEFENSEMAN POINTS		
No.	Player	Total Season	No.	Player	Total Season
1	Wayne Gretzky	168 1988-89	1	Larry Murphy	76 1980-81
2	Wayne Gretzky	163 1990-91	2	Steve Duchesne	75 1988-89
3	Bernie Nicholls	150 1988-89	3	Rob Blake	68 1993-94
4	Wayne Gretzky	142 1989-90	4	Lubomir Visnovsky	67 2005-06
5	Marcel Dionne	137 1979-80	5	Larry Murphy	66 1981-82
POWER-PLAY GOALS			DEFENSEMAN PPG'S		
No.	Player	Total Season	No.	Player	Total Season
1	Luc Robitaille	26 1991-92	1	Rob Blake	12 1999-00
2	Luc Robitaille	24 1993-94	2	Rob Blake	11 2006-07
	Luc Robitaille	24 1992-93	3	Rob Blake	11 1997-98
4	Marcel Dionne	23 1980-81	4	Lubomir Visnovsky	10 2005-06
	Charlie Simmer	23 1980-81		Rob Blake	10 1992-93
SHORT-HANDED GOALS					
No.	Player	Total Season			
1	Bernie Nicholls	8 1988-89			
2	Bernie Nicholls	7 1987-88			
3	Pavol Demitra	5 2005-06			
	Wayne Gretzky	5 1988-89			
	Steve Duchesne	5 1988-89			
GAME-WINNING GOALS					
No.	Player	Total Season			
1	Marcel Dionne	9 1980-81			
	Charlie Simmer	9 1980-81			
3	Bryan Smolinski	8 2002-03			
	Ziggy Palffy	8 2000-01			
	Luc Robitaille	8 1992-93			
	Tony Granato	8 1991-92			
	Mike Krushelnyski	8 1988-89			
PENALTY MINUTES					
No.	Player	Total Season			
1	Marty McSorley	399 1992-93			
2	Dave Williams	358 1986-87			
3	Marty McSorley	350 1988-89			
4	Warren Rychel	322 1993-94			
	Marty McSorley	322 1989-90			
PLUS-MINUS					
No.	Player	Total Season			
1	Marcel Dionne	55 1980-81			
2	Dave Taylor	47 1980-81			
	Charlie Simmer	47 1979-80			
4	Dave Taylor	39 1979-80			
	Bob Murdoch	39 1974-75			





## KINGS SEASON BESTS

### WINS

No.	Goaltender	Total	Season
1	Mario Lessard	35	1980-81
2	Rogie Vachon	33	1976-77
3	Mathieu Garon	31	2005-06
	Felix Potvin	31	2001-02
5	Rogie Vachon	29	1977-78

### GAMES PLAYED

No.	Goaltender	Total	Season
1	Felix Potvin	71	2001-02
2	Rogie Vachon	70	1977-78
3	Rogie Vachon	68	1976-77
4	Rogie Vachon	65	1973-74
5	Kelly Hrudey	64	1993-94
	Mario Lessard	64	1980-81

### SHUTOUTS

No.	Goaltender	Total	Season
1	Rogie Vachon	8	1976-77
2	Felix Potvin	6	2001-02
	Rogie Vachon	6	1974-75
4	Roman Cechmanek	5	2003-04
	Felix Potvin	5	2000-01
	Rogie Vachon	5	1975-76
	Rogie Vachon	5	1973-74

### SAVE-PERCENTAGE (Minimum 25 Games)

No.	Goaltender	Total	Season
1	Jamie Storr	.916	1998-99
2	Stephane Fiset	.915	1998-99
3	Jonathan Quick	.914	2008-09
4	Jason LaBarbera	.910	2007-08
	Kelly Hrudey	.910	1994-95

### GOALS-AGAINST AVERAGE (Minimum 25 Games)

No.	Goaltender	Total	Season
1	Rogie Vachon	2.24	1974-75
2	Felix Potvin	2.31	2001-02
3	Gary Edwards	2.34	1974-75
4	Jamie Storr	2.40	1998-99
5	Cristobal Huet	2.43	2003-04

## KINGS ALL-TIME HAT TRICKS

<b>1967-68</b>	1. Bill Flett, 11/5/67 at Detroit 2. Lowell MacDonald, 11/19/67 vs. Montreal 3. Bill Flett, 2/1/68 at Detroit	47. Marcel Dionne, 11/4/79 at Chicago 48. Marcel Dionne, 1/6/80 at Winnipeg 49. Dave Taylor, 1/9/80 at Chicago 50. Marcel Dionne, 1/12/80 at Minnesota
<b>1968-69</b>	4. Eddie Joyal, 12/4/68 vs. Philadelphia 5. Bill Flett, 12/11/68 vs. Detroit 6. Eddie Joyal, 2/19/69 at Minnesota 7. Ted Irvine, 3/18/69 vs. Oakland	<b>1980-81</b> 51. Charlie Simmer, 10/16/80 vs. Quebec 52. Dave Taylor, 10/28/80 at Colorado 53. #Charlie Simmer, 11/1/80 at NY Islanders 54. Marcel Dionne, 11/5/80 at Washington 55. Marcel Dionne, 11/12/80 vs. Montreal 56. Charlie Simmer, 1/24/81 at Boston 57. #Dave Taylor, 3/14/81 vs. Minnesota
<b>1969-70</b>	8. Eddie Shack, 10/18/69 vs. Oakland	
<b>1970-71</b>	None	
<b>1971-72</b>	9. Butch Goring, 4/1/72 vs. California	<b>1981-82</b> 58. John Paul Kelly, 10/20/81 at NY Islanders 59. Marcel Dionne, 10/20/81 at NY Islanders 60. #Marcel Dionne, 11/18/81 vs. Detroit 61. Steve Bozek, 12/9/81 vs. Edmonton 62. #Ian Turnbull, 12/12/81 vs. Vancouver 63. Steve Bozek, 12/27/81 at Edmonton 64. Bernie Nicholls, 3/17/82 vs. Calgary 65. Bernie Nicholls, 3/20/82 vs. Pittsburgh 66. Bernie Nicholls, 3/27/82 vs. Colorado
<b>1972-73</b>	10. Butch Goring, 10/31/72 vs. Vancouver 11. Butch Goring, 11/4/72 vs. NY Islanders 12. #Serge Bernier, 12/24/72 at California 13. Bob Berry, 1/24/73 vs. St. Louis 14. Mike Corrigan, 3/21/73 vs. Toronto	<b>1982-83</b> 67. Marcel Dionne, 1/11/83 at Washington 68. John Paul Kelly, 2/10/83 vs. Buffalo 69. Charlie Simmer, 2/12/83 at Pittsburgh 70. Marcel Dionne, 2/17/83 at Detroit
<b>1973-74</b>	15. Gene Carr, 3/9/74 vs. Boston 16. Don Kozak, 4/6/74 vs. Vancouver	<b>1983-84</b> 71. #Bernie Nicholls, 10/20/83 vs. Edmonton 72. Ken Houston, 10/22/83 vs. New Jersey 73. Bernie Nicholls, 10/25/83 vs. Hartford 74. #Brian MacLellan, 11/3/83 at Philadelphia 75. Charlie Simmer, 12/1/83 vs. Winnipeg 76. Marcel Dionne, 12/26/83 at Vancouver 77. Marcel Dionne, 12/30/83 at Hartford
<b>1974-75</b>	17. Bob Nevin, 10/13/74 at Buffalo 18. Don Kozak, 10/24/74 vs. Buffalo 19. Bob Nevin, 1/19/75 vs. Montreal 20. Juha Widing, 1/23/75 vs. Toronto 21. #Butch Goring, 3/1/75 vs. Minnesota 22. Juha Widing, 3/4/75 vs. Kansas City	<b>1984-85</b> 78. Dave Taylor, 10/31/84 at Vancouver 79. #Bernie Nicholls, 11/13/84 at Quebec 80. Marcel Dionne, 11/19/84 vs. Calgary 81. Brian MacLellan, 11/21/84 vs. New Jersey 82. Bernie Nicholls, 12/5/84 at Chicago 83. Steve Shutt, 12/13/84 vs. Edmonton 84. Dave Taylor, 1/29/85 vs. New Jersey
<b>1975-76</b>	23. Butch Goring, 10/22/75 at Chicago 24. Marcel Dionne, 10/28/75 vs. Washington 25. Marcel Dionne, 12/10/75 vs. St. Louis 26. Marcel Dionne, 12/23/75 at Boston 27. Butch Goring, 1/1/76 at Buffalo 28. #Mike Murphy, 1/22/76 vs. Toronto 29. Marcel Dionne, 2/11/76 at Chicago 30. Tommy Williams, 3/30/76 at Kansas City	<b>1985-86</b> 85. Jim Fox, 10/12/85 vs. NY Islanders 86. Bernie Nicholls, 2/1/86 at Winnipeg 87. Dave Williams, 3/1/86 vs. Montreal 88. Jim Fox, 3/17/86 at Toronto
<b>1976-77</b>	31. Mike Murphy, 10/16/76 vs. Washington 32. Marcel Dionne, 12/27/76 at Detroit 33. Butch Goring, 2/2/77 vs. Washington 34. Marcel Dionne, 2/27/77 at Buffalo 35. Marcel Dionne, 4/2/77 vs. Minnesota 36. Butch Goring, 4/3/77 at Colorado	<b>1986-87</b> 89. Bob Bourne, 11/18/86 at Washington 90. Luc Robitaille, 12/9/86 at NY Islanders 91. Bernie Nicholls, 3/17/87 at Washington
<b>1977-78</b>	37. Marcel Dionne, 11/8/77 at Washington 38. Butch Goring, 11/24/77 vs. Pittsburgh 39. #Syl Apps, Jr., 12/21/77 vs. Minnesota 40. Dave Taylor, 1/14/78 at Atlanta 41. Butch Goring, 2/1/78 vs. Washington	
<b>1978-79</b>	42. Marcel Dionne, 11/11/78 vs. Minnesota 43. #Marcel Dionne, 1/13/79 at Detroit 44. Marcel Dionne, 3/3/79 vs. Chicago	
<b>1979-80</b>	45. #Marcel Dionne, 10/23/79 at Colorado 46. #Mike Murphy, 10/27/79 vs. Toronto	# = 4-Goal Game



## KINGS ALL-TIME HAT TRICKS

<b>1987-88</b>	92.	Jimmy Carson, 10/10/87 vs. St. Louis
	93.	Bernie Nicholls, 11/22/87 at Buffalo
	94.	Bob Carpenter, 11/22/87 at Buffalo
	95.	Luc Robitaille, 12/30/87 vs. Winnipeg
	96.	Jimmy Carson, 1/30/88 vs. Minnesota
	97.	Jimmy Carson, 2/3/88 vs. Vancouver
	98.	Luc Robitaille, 2/11/88 vs. Quebec
	99.	Jimmy Carson, 3/26/88 vs. Chicago
	100.	#Jimmy Carson, 3/30/88 vs. Calgary
	101.	Luc Robitaille, 4/3/88 vs. Edmonton
<b>1988-89</b>	102.	Luc Robitaille, 10/6/88 vs. Detroit
	103.	Bernie Nicholls, 10/28/88 at Winnipeg
	104.	Bernie Nicholls, 11/22/88 at Philadelphia
	105.	Dave Taylor, 12/1/88 vs. Toronto
	106.	John Tonelli, 12/20/88 vs. Calgary
	107.	Bernie Nicholls, 1/12/89 vs. St. Louis
	108.	Wayne Gretzky, 2/4/89 vs. Buffalo
	109.	Wayne Gretzky, 2/12/89 at Chicago
	110.	Steve Duchesne, 3/2/89 at St. Louis
	111.	Bernie Nicholls, 4/1/89 vs. Vancouver
<b>1989-90</b>	112.	Wayne Gretzky, 10/31/89 at Pittsburgh
	113.	Luc Robitaille, 11/25/89 vs. Vancouver
	114.	Dave Taylor, 1/25/90 at Edmonton
	115.	Luc Robitaille, 3/10/90 vs. Pittsburgh
<b>1990-91</b>	116.	Tomas Sandstrom, 11/20/90 vs. New Jersey
	117.	Tomas Sandstrom, 11/24/90 at Montreal
	118.	Wayne Gretzky, 1/3/91 at NY Islanders
	119.	Bob Kudelski, 1/12/91 vs. Vancouver
	120.	Tomas Sandstrom, 1/14/91 at New Jersey
	121.	Wayne Gretzky, 1/26/91 vs. Vancouver
<b>1991-92</b>	122.	Jari Kurri, 10/4/91 at Winnipeg
	123.	Bob Kudelski, 10/16/91 vs. San Jose
	124.	Wayne Gretzky, 11/23/91 vs. San Jose
	125.	#Luc Robitaille, 2/6/92 vs. Hartford
	126.	Tony Granato, 2/27/92 vs. Quebec
<b>1992-93</b>	127.	Luc Robitaille, 11/8/92 at San Jose
	128.	Jari Kurri, 11/8/92 at San Jose
	129.	Mike Donnelly, 11/8/92 at San Jose
	130.	Tomas Sandstrom, 1/21/93 vs. Vancouver
	131.	Luc Robitaille, 3/2/93 vs. Calgary
<b>1993-94</b>	132.	Dominic Lavoie, 10/9/93 vs. Detroit
	133.	Mike Donnelly, 11/13/93 vs. St. Louis
	134.	#Luc Robitaille, 11/25/93 at Quebec
	135.	John Druce, 4/13/94 vs. Calgary
<b>1994-95</b>	136.	Rick Tocchet, 2/4/95 vs. Detroit
	137.	Tony Granato, 4/3/95 vs. Edmonton
<b>1995-96</b>	138.	Jari Kurri, 10/20/95 at Washington
	139.	Vitali Yachmenev, 3/2/96 vs. Montreal
<b>1996-97</b>	140.	Ed Olczyk, 1/7/97 vs. Vancouver
<b>1997-98</b>	141.	Yanic Perreault, 10/31/97 at Detroit
	142.	Yanic Perreault, 11/11/97 vs. Vancouver
	143.	Jozef Stumpel, 2/3/98 at Calgary
	144.	Glen Murray, 4/13/98 vs. Calgary
<b>1998-99</b>	145.	Luc Robitaille, 4/12/99 at Nashville
<b>1999-00</b>	146.	Luc Robitaille, 10/7/99 at Tampa Bay
	147.	Glen Murray, 10/16/99 at Edmonton
<b>2000-01</b>	148.	Ian Laperriere, 10/13/00 vs. Boston
	149.	Ziggy Palffy, 11/28/00 at NY Rangers
	150.	Rob Blake, 12/14/00 vs. NY Rangers
	151.	Bryan Smolinski, 1/16/01 at Ottawa
<b>2001-02</b>	152.	Ziggy Palffy, 2/8/02 at Phoenix
<b>2002-03</b>	153.	Adam Deadmarsh, 10/25/02 at NY Rangers
	154.	Eric Belanger, 12/17/02 vs. St. Louis
	155.	Bryan Smolinski, 2/7/03 vs. Carolina
<b>2003-04</b>	None	
<b>2004-05</b>	DNP - Lockout	
<b>2005-06</b>	156.	Lubomir Visnovsky, 11/2/05 at Dallas
	157.	<b>Alexander Frolov</b> , 11/13/05 at Columbus
	158.	Craig Conroy, 11/13/05 at Columbus
	159.	Pavol Demitra, 11/19/05 vs. Colorado
	160.	Derek Armstrong, 12/29/05 at Phoenix
	161.	<b>Alexander Frolov</b> , 1/12/06 at Boston
	162.	Luc Robitaille, 1/19/06 vs. Atlanta
<b>2006-07</b>	None	
<b>2007-08</b>	163.	Ladislav Nagy, 1/1/08 vs. Chicago
	164.	<b>Alexander Frolov</b> , 2/21/08 vs. St. Louis
<b>2008-09</b>	165.	<b>Dustin Brown</b> , 12/11/08 vs. St. Louis
	166.	<b>Michal Handzus</b> , 3/5/09 vs. Dallas

# = 4-Goal Game

### Records

Most Hat Tricks, Career: 24 - Marcel Dionne  
Most Hat Tricks, One Season, Team: 10  
2x's, 1988-89 and 1987-88  
Most Hat Tricks, One Season, Individual: 5  
Jimmy Carson, 1987-88  
Most 4-Goal Games, Career: 3 - Marcel Dionne

## KINGS ALL-TIME SHUTOUTS

1967-68				1976-77			
No.	Date	Score	Goaltender	No.	Date	Score	Goaltender
1	12/23/67	4-0 vs. STL	Wayne Rutledge	40	11/16/76	0-0 vs. CLE	Rogie Vachon
2	1/28/68	2-0 at PHI	Terry Sawchuk	41	1/22/77	6-0 vs. NYR	Rogie Vachon
3	2/12/68	2-0 vs. TOR	Wayne Rutledge	42	1/29/77	4-0 at NYI	Rogie Vachon
4	3/14/68	0-0 at PHI	Terry Sawchuk	43	2/15/77	3-0 vs. NYI	Rogie Vachon
				44	2/19/77	2-0 vs. BOS	Rogie Vachon
				45	2/22/77	4-0 vs. STL	Rogie Vachon
				46	3/2/77	5-0 at PIT	Rogie Vachon
				47	3/10/77	6-0 vs. WSH	Rogie Vachon
1968-69				1977-78			
No.	Date	Score	Goaltender	No.	Date	Score	Goaltender
5	11/6/68	2-0 vs. NYR	Gerry Desjardins	48	10/12/77	2-0 vs. CLE	Rogie Vachon
6	1/1/69	0-0 vs. STL	Gerry Desjardins	49	10/18/77	0-0 at NYI	Rogie Vachon
7	1/5/69	0-0 at OAK	Gerry Desjardins	50	12/22/77	4-0 at CHI	Rogie Vachon
8	1/18/69	4-0 vs. PIT	Gerry Desjardins	51	3/30/78	4-0 at DET	Rogie Vachon
1969-70				1978-79			
No.	Date	Score	Goaltender	No.	Date	Score	Goaltender
9	10/18/69	5-0 vs. OAK	Gerry Desjardins	52	10/26/78	6-0 vs. BUF	Mario Lessard
10	10/22/69	2-0 vs. PIT	Gerry Desjardins	53	12/30/78	4-0 vs. VAN	Mario Lessard
11	12/30/69	0-0 vs. MIN	Gerry Desjardins	54	2/26/79	2-0 vs. VAN	Mario Lessard
				55	3/7/79	4-0 at PIT	Mario Lessard
1970-71				1979-80			
No.	Date	Score	Goaltender	No.	Date	Score	Goaltender
12	3/9/71	4-0 at STL	Denis Dejordy	56	12/1/79	7-0 vs. CHI	Ron Grahame
				57	12/27/79	3-0 vs. QUE	Ron Grahame
				58	2/20/80	3-0 vs. BOS	Lessard/Grahame
1971-72				1980-81			
No.	Date	Score	Goaltender	No.	Date	Score	Goaltender
13	10/21/71	7-0 at PHI	Gary Edwards	59	10/22/80	4-0 vs. BOS	Mario Lessard
14	3/5/72	2-0 at BOS	Gary Edwards	60	3/2/81	1-0 at TOR	Mario Lessard
1972-73				1981-82			
No.	Date	Score	Goaltender	No.	Date	Score	Goaltender
15	10/24/72	5-0 vs. CAL	Rogie Vachon	61	3/9/82	2-0 at COL	Mario Lessard
16	12/23/72	2-0 vs. BUF	Rogie Vachon	62	3/13/82	3-0 vs. NYI	Mario Lessard
17	1/19/73	4-0 at VAN	Gary Edwards				
18	3/1/73	2-0 at PHI	Rogie Vachon				
19	3/3/73	2-0 vs. STL	Rogie Vachon				
1973-74				1982-83			
No.	Date	Score	Goaltender	No.	Date	Score	Goaltender
20	10/20/73	3-0 vs. PHI	Rogie Vachon	63	11/24/82	3-0 vs. NJD	Mario Lessard
21	12/8/73	3-0 vs. ATL	Rogie Vachon	64	2/24/83	8-0 vs. VAN	Markus Mattsson
22	1/16/74	2-0 at PIT	Rogie Vachon				
23	1/26/74	2-0 at PIT	Rogie Vachon				
24	3/16/74	2-0 vs. DET	Rogie Vachon				
25	3/23/74	5-0 vs. VAN	Gary Edwards				
1974-75				1983-84			
No.	Date	Score	Goaltender	No.	Date	Score	Goaltender
26	10/19/74	3-0 vs. KC	Gary Edwards	65	2/8/84	1-0 vs. CHI	Markus Mattsson
27	10/28/74	2-0 vs. PIT	Rogie Vachon				
28	11/13/74	4-0 vs. TOR	Rogie Vachon				
29	11/23/74	0-0 at PIT	Rogie Vachon				
30	11/30/74	2-0 vs. BOS	Gary Edwards				
31	12/18/74	6-0 at KC	Gary Edwards				
32	1/23/75	8-0 vs. TOR	Rogie Vachon				
33	2/22/75	6-0 vs. BOS	Rogie Vachon				
34	3/22/75	4-0 vs. PIT	Rogie Vachon				
1975-76				1984-85			
No.	Date	Score	Goaltender	No.	Date	Score	Goaltender
35	10/28/75	6-0 vs. WSH	Rogie Vachon	66	11/3/84	7-0 vs. TOR	Bob Janecyk
36	10/30/75	4-0 vs. PIT	Rogie Vachon	67	3/5/85	6-0 vs. PIT	Bob Janecyk
37	12/10/75	5-0 vs. STL	Rogie Vachon				
38	1/13/76	3-0 at ATL	Rogie Vachon				
39	1/27/76	2-0 vs. WSH	Rogie Vachon				
1976-77				1985-86			
No.	Date	Score	Goaltender	No.	Date	Score	Goaltender
40	11/16/76	0-0 vs. CLE	Rogie Vachon				
41	1/22/77	6-0 vs. NYR	Rogie Vachon				
42	1/29/77	4-0 at NYI	Rogie Vachon				
43	2/15/77	3-0 vs. NYI	Rogie Vachon				
44	2/19/77	2-0 vs. BOS	Rogie Vachon				
45	2/22/77	4-0 vs. STL	Rogie Vachon				
46	3/2/77	5-0 at PIT	Rogie Vachon				
47	3/10/77	6-0 vs. WSH	Rogie Vachon				
1977-78				1986-87			
No.	Date	Score	Goaltender	No.	Date	Score	Goaltender
48	10/12/77	2-0 vs. CLE	Rogie Vachon	68	12/17/86	3-0 vs. PIT	Darren Eliot
49	10/18/77	0-0 at NYI	Rogie Vachon	69	1/14/87	4-0 vs. VAN	Roland Melanson
50	12/22/77	4-0 at CHI	Rogie Vachon				
51	3/30/78	4-0 at DET	Rogie Vachon				
1978-79				1987-88			
No.	Date	Score	Goaltender	No.	Date	Score	Goaltender
52	10/26/78	6-0 vs. BUF	Mario Lessard	70	1/30/88	5-0 vs. MIN	Roland Melanson
53	12/30/78	4-0 vs. VAN	Mario Lessard	71	2/20/88	3-0 vs. TOR	Roland Melanson
54	2/26/79	2-0 vs. VAN	Mario Lessard	72	2/28/88	2-0 at VAN	Glenn Healy
55	3/7/79	4-0 at PIT	Mario Lessard				



## KINGS ALL-TIME SHUTOUTS

1988-89			
No.	Date	Score	Goaltender
73	3/14/89	4-0 at QUE	Kelly Hrudey
1989-90			
No.	Date	Score	Goaltender
74	10/8/89	5-0 vs. DET	Kelly Hrudey
75	12/2/89	6-0 vs. NYR	Kelly Hrudey
1990-91			
No.	Date	Score	Goaltender
76	11/4/90	2-0 at CHI	Daniel Berthiaume
77	3/9/91	3-0 at QUE	Kelly Hrudey
78	3/12/91	6-0 vs. PHI	Kelly Hrudey
79	3/26/91	2-0 vs. EDM	Kelly Hrudey
1991-92			
No.	Date	Score	Goaltender
80	2/1/92	2-0 vs. CHI	Kelly Hrudey
1992-93			
No.	Date	Score	Goaltender
81	10/15/92	4-0 vs. CGY	Kelly Hrudey
82	2/15/93	3-0 vs. VAN	Kelly Hrudey
1993-94			
No.	Date	Score	Goaltender
83	2/23/94	0-0 vs. DAL	Robb Stauber
84	3/15/94	7-0 vs. OTT	Kelly Hrudey
1994-95			
No.	Date	Score	Goaltender
85	11/7/95	1-0 at STL	Byron Dafeo
1996-97			
No.	Date	Score	Goaltender
86	10/4/96	1-0 vs. NYI	Stephane Fiset
87	10/26/96	0-0 vs. CGY	Stephane Fiset
88	2/22/97	4-0 vs. VAN	Stephane Fiset
89	3/1/97	3-0 at VAN	Stephane Fiset
1997-98			
No.	Date	Score	Goaltender
90	11/4/97	3-0 at NJD	Stephane Fiset
91	12/22/97	1-0 at CHI	Jamie Storr
92	1/31/98	3-0 vs. CHI	Stephane Fiset
93	4/15/98	2-0 at VAN	Jamie Storr
1998-99			
No.	Date	Score	Goaltender
94	10/28/98	4-0 at NJD	Fiset/Legace
95	11/21/98	5-0 vs. CHI	Jamie Storr
96	12/12/98	3-0 vs. VAN	Stephane Fiset
97	12/22/98	3-0 at PIT	Jamie Storr
98	1/14/99	3-0 vs. CGY	Jamie Storr
99	2/6/99	2-0 vs. SJS	Jamie Storr
100	3/15/99	4-0 vs. OTT	Stephane Fiset
101	4/16/99	2-0 at SJS	Stephane Fiset
1999-00			
No.	Date	Score	Goaltender
102	10/2/99	2-0 at NSH	Stephane Fiset
103	12/8/99	4-0 vs. ATL	Jamie Storr

2000-01			
No.	Date	Score	Goaltender
104	10/13/00	5-0 vs. BOS	Steve Passmore
105	11/9/00	2-0 vs. VAN	Jamie Storr
106	1/6/01	5-0 vs. CGY	Jamie Storr
107	1/30/01	8-0 vs. DAL	Jamie Storr
108	2/16/01	4-0 at MIN	Jamie Storr
109	2/22/01	2-0 at CGY	Felix Potvin
110	3/17/01	1-0 vs. SJS	Felix Potvin
111	3/26/01	0-0 vs. SJS	Felix Potvin
112	3/29/01	3-0 vs. CBJ	Felix Potvin
113	3/31/01	4-0 vs. COL	Felix Potvin
2001-02			
No.	Date	Score	Goaltender
114	1/5/02	3-0 at NYI	Felix Potvin
115	1/9/02	4-0 at NYR	Jamie Storr
116	1/15/02	2-0 vs. NSH	Felix Potvin
117	1/30/02	2-0 at MIN	Felix Potvin
118	3/23/02	3-0 vs. SJS	Felix Potvin
119	4/4/02	3-0 vs. DET	Felix Potvin
120	4/8/02	3-0 vs. DAL	Felix Potvin
121	4/14/02	1-0 vs. ANA	Jamie Storr
2002-03			
No.	Date	Score	Goaltender
122	10/29/02	4-0 at ATL	Felix Potvin
123	11/23/02	2-0 vs. DAL	Felix Potvin
124	12/10/02	3-0 at NSH	Felix Potvin
125	12/11/02	3-0 at DAL	Jamie Storr
126	1/30/03	3-0 vs. OTT	Jamie Storr
127	3/15/03	0-0 at CAR	Cristobal Huet
128	4/6/03	2-0 at VAN	Jamie Storr
2003-04			
No.	Date	Score	Goaltender
129	10/10/03	3-0 at PIT	Cristobal Huet
130	10/21/03	4-0 vs. PHI	Roman Cechmanek
131	11/6/03	1-0 at TBL	Roman Cechmanek
132	11/19/03	3-0 vs. NSH	Roman Cechmanek
133	11/22/03	2-0 at COL	Cristobal Huet
134	12/4/03	3-0 vs. DAL	Roman Cechmanek
135	1/13/04	0-0 at NSH	Roman Cechmanek
136	2/23/04	3-0 vs. NSH	Cristobal Huet
2004-05			
No.	Date	Score	Goaltender
137	1/5/06	4-0 vs. PHX	Mathieu Garon
138	1/12/06	6-0 at BOS	Mathieu Garon
139	4/1/06	1-0 vs. DAL	Mathieu Garon
140	4/3/06	1-0 vs. VAN	Mathieu Garon
141	4/17/06	4-0 at SJS	Jason LaBarbera
2005-06			
No.	Date	Score	Goaltender
142	10/19/06	4-0 at PHX	Mathieu Garon
143	1/3/07	3-0 vs. CBJ	Mathieu Garon
144	2/3/07	7-0 at FLA	Sean Burke
2006-07			
No.	Date	Score	Goaltender
145	10/23/07	6-0 vs. NSH	Jason LaBarbera
146	3/6/08	2-0 vs. OTT	Erik Ersberg
147	3/27/08	4-0 vs. PHX	Erik Ersberg
2007-08			
No.	Date	Score	Goaltender
148	10/24/08	4-0 vs. STL	Jason LaBarbera
149	12/6/08	3-0 vs. CBJ	Jason LaBarbera
150	12/23/08	3-0 at CBJ	Jonathan Quick
151	12/27/08	4-0 at PHX	Jonathan Quick
152	2/3/09	1-0 at OTT	Jonathan Quick
153	3/26/09	*1-0 at DAL	Jonathan Quick
2008-09			
No.	Date	Score	Goaltender
148	10/24/08	4-0 vs. STL	Jason LaBarbera
149	12/6/08	3-0 vs. CBJ	Jason LaBarbera
150	12/23/08	3-0 at CBJ	Jonathan Quick
151	12/27/08	4-0 at PHX	Jonathan Quick
152	2/3/09	1-0 at OTT	Jonathan Quick
153	3/26/09	*1-0 at DAL	Jonathan Quick

\*Shootout

## KINGS TEAM RECORDS

WINS	
MOST ONE SEASON: 46	1990-91
MOST ONE SEASON, HOME: 26	2005-06, 1990-91
MOST ONE SEASON, AWAY: 21	1980-81
FEWEST ONE SEASON: 14	1969-70
FEWEST ONE SEASON, HOME: 9	1985-86
Note: The Kings recorded seven home wins during the strike-shortened 1994-95 season.	
FEWEST ONE SEASON, AWAY: 2	1969-70
FASTEST 10 WINS: 12 GAMES	1980-81
FASTEST 20 WINS: 28 GAMES	1980-81
FASTEST 30 WINS: 51 GAMES	2005-06, 1980-81
FASTEST 40 WINS: 69 GAMES	1990-91
LOSSES	
MOST ONE SEASON: 52	1969-70
MOST ONE SEASON, HOME: 27	1985-86
MOST ONE SEASON, AWAY: 30	1969-70
FEWEST ONE SEASON: 17	1974-75
FEWEST ONE SEASON, HOME: 7	1974-75
FEWEST ONE SEASON, AWAY: 10	1974-75
OVERTIME GAMES	
MOST ONE SEASON: 27	2003-04
MOST ONE SEASON, HOME: 13	2006-07
MOST ONE SEASON, AWAY: 17	2003-04
MOST OVERTIME WINS, ONE SEASON: 10	2005-06
MOST OVERTIME LOSSES, ONE SEASON: 14	2006-07
MOST OVERTIME TIES, ONE SEASON: 18	1995-96
TIES	
MOST ONE SEASON: 21	1974-75
MOST ONE SEASON, HOME: 11	1974-75
MOST ONE SEASON, AWAY: 10	1974-75
FEWEST ONE SEASON: 5	1998-99
FEWEST ONE SEASON, HOME: 2	2002-03, 1971-72
FEWEST ONE SEASON, AWAY: 2	1998-99
POINTS	
MOST ONE SEASON: 105	1974-75

MOST ONE SEASON, HOME: 57	1990-91
MOST ONE SEASON, AWAY: 50	1974-75
FEWEST ONE SEASON: 38	1969-70
FEWEST ONE SEASON, HOME: 22	1985-86
Note: The Kings recorded 20 points at home during the strike-shortened 1994-95 season.	
FEWEST ONE SEASON, AWAY: 10	1969-70
GOALS	
MOST SCORED ONE SEASON: 376	1988-89 (4.7 GPG)
MOST SCORED ONE SEASON, HOME: 215	1988-89 (5.38 GPG)
MOST SCORED ONE SEASON, AWAY: 164	1989-90 (4.1 GPG)
MOST SCORED ONE GAME, HOME: 12	11/29/84 vs. Vancouver, 12-1 win
MOST SCORED ONE GAME, AWAY: 11	11/8/92 at San Jose, 11-4 win
MOST SCORED ONE GAME, BOTH TEAMS: 17	11/13/87 at Calgary, 10-7 loss
MOST SCORED ONE PERIOD: 7	10/9/93 vs. Detroit, 3rd period, 10-3 win
	2/18/89 vs. Quebec, 3rd period, 11-3 win
MOST ALLOWED ONE SEASON: 389	1985-86 (4.86 GPG)
MOST ALLOWED ONE SEASON, HOME: 200	1985-86 (5.0 GPG)
MOST ALLOWED ONE SEASON, AWAY: 221	1982-83 (5.53 GPG)
MOST ALLOWED ONE GAME, HOME: 10	2/13/93 vs. Washington, 10-3 loss
	12/29/92 vs. Philadelphia, 11-4 loss
MOST ALLOWED ONE GAME, AWAY: 11	10/17/88 at Calgary, 11-4 loss
	11/25/86 at Vancouver, 11-5 loss
	1/6/83 at Montreal, 11-3 loss
	11/25/81 at Edmonton, 11-4 loss
	11/14/71 at Boston, 11-2 loss
MOST ALLOWED ONE PERIOD: 7	2/13/93 vs. Washington, 2nd period, 10-3 loss
	10/17/88 at Calgary, 3rd period, 11-4 loss
	1/6/83 at Montreal, 3rd period, 11-3 loss
FEWEST SCORED ONE SEASON: 168	1969-70 (2.21 GPG)
Note: The Kings scored 142 goals during the strike-shortened 1994-95 season.	
FEWEST SCORED ONE SEASON, HOME: 97	1969-70 (2.55 GPG)
FEWEST SCORED ONE SEASON, AWAY: 71	1969-70 (1.86 GP)
FEWEST ALLOWED ONE SEASON: 185	1974-75 (2.31 GPG)
Note: The Kings allowed 174 goals during the strike-shortened 1994-95 season.	
FEWEST ALLOWED ONE SEASON, HOME: 76	2001-02 (1.85 GPG)
FEWEST ALLOWED ONE SEASON, AWAY: 99	1974-75 (2.47 GPG)
FASTEST, START OF GAME: 0:07	2/14/87, Dave Williams vs. Hartford
FASTEST, START OF PERIOD: 0:07	2/14/87, Dave Williams vs. Hartford, 1st period





## KINGS TEAM RECORDS

**FASTEST TWO GOALS:** 0:06  
4/15/99, Doug Bodger at 7:47 and Luc Robitaille at 7:53, 3rd period vs. Anaheim  
11/2/72, Ralph Backstrom (2) at 8:30 and at 8:36, 3rd period vs. Boston  
3/10/68, Bill Flett at 9:14 and Eddie Joyal at 9:20, 1st period vs. NY Rangers

**FASTEST THREE GOALS:** 0:41  
3/2/89, Steve Duchesne at 12:18, Wayne Gretzky at 12:39 and Steve Duchesne at 12:59, 1st period vs. St. Louis

**FASTEST FOUR GOALS:** 2:21  
11/23/77, Syl Apps, Jr. at 15:42, Hartland Monahan at 16:35, Pete Stelmowski at 16:59 and Ernie Hickie at 18:03, 1st period vs. Chicago

**FASTEST FIVE GOALS:** 5:07  
11/10/07, Dustin Brown at 12:46, Scott Thornton at 14:01, Alexander Frolov at 15:35, Anze Kopitar at 15:59 and Ladislav Nagy at 17:53, 3rd period vs. Dallas

**MOST 20-GOAL SCORERS ONE SEASON:** 8  
1990-91, Luc Robitaille 45, Tomas Sandstrom 45, Wayne Gretzky 41, Tony Granato 30, Dave Taylor 23, Bob Kudelski 23, Steve Duchesne 21, Todd Elik 21

**MOST 30-GOAL SCORERS ONE SEASON:** 5  
1984-85, Marcel Dionne 46, Bernie Nicholls 46, Dave Taylor 41, Brian MacLellan 31, Jim Fox 30

**MOST 40-GOAL SCORERS ONE SEASON:** 3  
1990-91, Luc Robitaille 45, Tomas Sandstrom 45, Wayne Gretzky 41  
1988-89, Bernie Nicholls 70, Wayne Gretzky 54, Luc Robitaille 46  
1984-85, Marcel Dionne 46, Bernie Nicholls 46, Dave Taylor 41  
1980-81, Marcel Dionne 58, Charlie Simmer 56, Dave Taylor 47

**MOST 50-GOAL SCORERS ONE SEASON:** 2  
1988-89, Bernie Nicholls 70, Wayne Gretzky 54  
1987-88, Jimmy Carson 55, Luc Robitaille 53  
1980-81, Marcel Dionne 58, Charlie Simmer 56  
1979-80, Charlie Simmer 56, Marcel Dionne 53

**POWER-PLAY GOALS**  
**MOST SCORED ONE SEASON:** 103  
1987-88

**MOST SCORED ONE GAME, HOME:** 6  
11/29/84 vs. Vancouver, 12-1 win, Kings went 6-for-8

**MOST SCORED ONE GAME, AWAY:** 5  
11/25/93 at Quebec, 8-6 loss, Kings went 5-for-10

**MOST SCORED ONE GAME, BOTH TEAMS:** 8  
11/25/93 at Quebec, 8-6 loss, Kings went 5-for-10, Nordiques went 3-for-11

**MOST ALLOWED ONE SEASON:** 114  
1992-93

**MOST ALLOWED ONE GAME, HOME:** 5  
10/11/87 vs. Edmonton, 9-2 loss, Oilers went 5-for-7  
10/25/83 vs. Hartford, 8-5 loss, Whalers went 5-for-6  
11/16/82 vs. Minnesota, 8-3 loss, North Stars went 5-for-5

**MOST ALLOWED ONE GAME, AWAY:** 5  
2/7/06 at Minnesota, 5-1 loss, Wild went 5-for-10

**FEWEST SCORED ONE SEASON:** 31  
1968-69

**FEWEST ALLOWED ONE SEASON:** 31  
1972-73

**MOST ATTEMPTS, GAME:** 12 (several times)  
10/19/06 (last time) at Phoenix, 4-0 win, Kings went 4-for-12

**MOST ATTEMPTS ALLOWED, GAME:** 12 (three times)  
12/23/05 (last time) at Edmonton, 5-3 loss, Oilers went 3-for-12

**MOST ATTEMPTS ONE GAME, BOTH TEAMS:** 23  
10/26/93 at NY Islanders, 7-0 loss, Kings went 0-for-11, Islanders went 4-for-12

### SHORT-HANDED GOALS

**MOST SCORED ONE SEASON:** 22  
1988-89

**MOST SCORED ONE GAME:** 3  
4/11/98 vs. Colorado

**MOST ALLOWED ONE SEASON:** 18  
1995-96, 1990-91

**MOST ALLOWED ONE GAME:** 3  
1/10/92 at Washington, 7-4 loss  
3/14/91 vs. Chicago, 6-3 loss  
12/20/85 at Edmonton, 9-4 loss

**FEWEST SCORED ONE SEASON:** 2  
1968-69

**FEWEST ALLOWED ONE SEASON:** 3  
1967-68

### PENALTIES

**MOST MINUTES ONE SEASON:** 2,247  
1992-93

**MOST MINUTES ONE GAME:** 186  
3/11/79 at Philadelphia: 3 minors, 8 majors, 14 misconducts

**MOST MINUTES ONE PERIOD:** 184  
3/11/79 at Philadelphia, 1st period: 2 minors, 8 majors, 14 misconducts

**MOST MINUTES ONE GAME, BOTH TEAMS:** 380  
3/11/79 at Philadelphia: 10 minors, 16 majors, 28 misconducts

**MOST MINUTES ONE PERIOD, BOTH TEAMS:** 372  
3/11/79 at Philadelphia, 1st period: 6 minors, 16 majors, 28 misconducts (NHL Record)

**FEWEST MINUTES ONE SEASON:** 698  
1968-69

**MOST PENALTIES ONE GAME:** 41  
2/28/90 vs. Edmonton: 26 minors, 9 majors, 6 misconducts

**MOST PENALTIES ONE PERIOD:** 24  
3/11/79 at Philadelphia, 1st period: 2 minors, 8 majors, 14 misconducts

**MOST PENALTIES ONE GAME, BOTH TEAMS:** 85  
2/28/90 vs. Edmonton: 52 minors, 16 majors, 17 misconducts (NHL Record)

**MOST PENALTIES ONE PERIOD, BOTH TEAMS:** 50  
3/11/79 at Philadelphia, 1st period: 6 minors, 16 majors, 28 misconducts

### SHUTOUTS

**MOST ONE SEASON:** 10  
2000-01

**MOST ONE SEASON, HOME:** 8  
2000-01

**MOST ONE SEASON, AWAY:** 5  
2002-03

**MOST ALLOWED ONE SEASON:** 12  
2008-09

**MOST ALLOWED ONE SEASON, HOME:** 6  
2008-09

**MOST ALLOWED ONE SEASON, AWAY:** 6  
2008-09, 1997-98, 1974-75, 1967-68

**FEWEST ONE SEASON:** 0  
1994-95 (48 games), 1985-86

**FEWEST ALLOWED ONE SEASON:** 0  
1990-91, 1988-89, 1987-88, 1986-87

## KINGS TEAM RECORDS

**CONSECUTIVE SHUTOUTS VS. ONE OPPONENT:**  
3 (Dallas)  
12/11/02 (3-0 win), 11/23/02 (2-0 win),  
4/8/02 (3-0 win)

**CONSECUTIVE GAMES WITHOUT BEING SHUTOUT:** 261  
3/15/86- 10/22/89 (5-0 loss vs. Calgary)

### SHOTS

**MOST ONE GAME:** 59  
12/26/92 vs. San Jose (7-2 loss)

**MOST ONE PERIOD:** 26  
10/14/93 vs. Edmonton (Ranford), 3rd period  
10/12/93 vs. NY Islanders (Hextall), 2nd period

**MOST ALLOWED ONE GAME:** 68  
3/24/81 at Minnesota (Lessard)

**MOST ALLOWED ONE PERIOD:** 29  
2/11/97 at Colorado (Fiset), 1st period  
3/24/81 at Minnesota (Lessard), 3rd period

**FEWEST ONE GAME:** 12  
10/28/97 at Florida

**FEWEST ONE PERIOD:** 0  
10/18/03 vs. Boston, 3rd period  
2/8/01 vs. Carolina, 3rd period

4/1/00 vs. Anaheim, 1st period  
10/28/97 at Florida, 1st period

**FEWEST ALLOWED ONE GAME:** 10  
1/11/94 at San Jose

**FEWEST ALLOWED ONE PERIOD:** 0  
4/5/78 at St. Louis, 2nd period

### DECISIVE GAMES

**GREATEST WINNING MARGIN, HOME:** 11  
11/29/84 vs. Vancouver, 12-1 win

**GREATEST WINNING MARGIN, AWAY:** 7  
11/8/92 at San Jose, 11-4 win  
11/2/85 at Hartford, 8-1 win  
10/31/84 at Vancouver, 10-3 win  
10/21/71 at Philadelphia, 7-0 win

**GREATEST LOSING MARGIN, HOME:** 9  
11/27/85 vs. Hartford, 9-0 loss

**GREATEST LOSING MARGIN, AWAY:** 9  
1/14/06 at Buffalo, 10-1 loss  
10/8/75 at Montreal, 9-0 loss  
11/14/71 at Boston, 11-2 loss

**HIGHEST TIE SCORE:** 8-8  
12/20/86 at Edmonton

## KINGS ALL-TIME POWER PLAY & PENALTY KILLING

Season	Power Play Goals - Attempts	PCT	Rank	Short-Handed Goals - Attempts	PCT	Rank	SGF	SGA
1967-68	33 - 233	14.2%	(10)	52 - 269	80.7%	(11)	5	3
1968-69	31 - 239	13.0%	(12)	53 - 251	78.9%	(12)	2	7
1969-70	39 - 275	14.2%	(11)	67 - 297	77.5%	(10)	6	11
1970-71	41 - 267	15.4%	(12)	53 - 227	76.2%	(13)	6	10
1971-72	38 - 272	14.0%	(14)	50 - 210	76.2%	(14)	4	7
1972-73	52 - 295	17.6%	( 8)	31 - 229	86.5%	( 1)	4	10
1973-74	43 - 284	15.1%	(13)	48 - 246	80.5%	( 9)	4	9
1974-75	52 - 288	18.1%	(12)	48 - 327	85.3%	( 1)	11	7
1975-76	61 - 334	18.3%	(14)	55 - 298	81.5%	( 8)	8	12
1976-77	68 - 253	26.9%	( 1)	52 - 284	81.7%	( 7)	6	5
1977-78	50 - 254	19.7%	(14)	46 - 236	80.5%	( 9)	3	6
1978-79	76 - 318	23.9%	( 7)	55 - 245	77.6%	( 9)	6	8
1979-80	83 - 311	26.7%	( 2)	94 - 291	67.7%	(21)	7	9
1980-81	90 - 366	24.6%	( 6)	81 - 356	77.2%	( 9)	12	7
1981-82	75 - 355	21.1%	(16)	89 - 310	71.3%	(21)	7	11
1982-83	81 - 340	23.8%	( 7)	94 - 296	68.2%	(21)	10	14
1983-84	75 - 360	20.8%	(15)	82 - 294	72.1%	(21)	10	17
1984-85	87 - 370	23.5%	( 9)	54 - 291	81.4%	( 3)	9	13
1985-86	69 - 393	17.6%	(21)	103 - 364	71.7%	(21)	9	16
1986-87	97 - 389	24.9%	( 3)	92 - 346	73.4%	(21)	9	16
1987-88	103 - 474	21.7%	( 9)	96 - 425	77.4%	(17)	11	14
1988-89	82 - 395	20.8%	(11)	80 - 407	80.3%	(10)	22	13
1989-90	76 - 343	22.2%	( 8)	88 - 366	76.0%	(17)	11	14
1990-91	80 - 391	20.5%	( 6)	63 - 370	83.0%	( 6)	8	18
1991-92	79 - 411	19.2%	(10)	76 - 417	81.8%	( 6)	11	12
1992-93	102 - 507	20.1%	(11)	114 - 529	78.4%	(18)	16	16
1993-94	92 - 444	20.7%	( 7)	90 - 462	80.5%	(21)	19	8
1994-95	35 - 200	17.5%	(13)	42 - 221	81.0%	(17)	5	8
1995-96	72 - 401	18.0%	(14)	72 - 381	81.1%	(16)	12	18
1996-97	46 - 338	13.6%	(25)	45 - 352	87.2%	( 3)	5	14
1997-98	52 - 366	14.2%	(15)	63 - 399	84.2%	(19)	10	12
1998-99	43 - 327	13.1%	(24)	47 - 330	85.8%	( 9)	12	11
1999-00	60 - 356	16.9%	(T-10)	66 - 373	82.3%	(21)	4	12
2000-01	71 - 367	19.3%	(T-7)	72 - 382	81.2%	(24)	12	6
2001-02	73 - 353	20.7%	( 1)	49 - 366	86.6%	( 3)	5	6
2002-03	52 - 354	14.7%	(18)	62 - 371	83.3%	(T-15)	8	4
2003-04	50 - 356	14.0%	(27)	65 - 336	80.7%	(28)	9	4
2004-05	DNP - Lockout							
2005-06	77 - 541	14.2%	(28)	104 - 489	78.7%	(30)	15	12
2006-07	81 - 442	18.3%	(10)	91 - 411	77.9%	(30)	6	6
2007-08	64 - 366	17.5%	(17)	68 - 309	78.0%	(T-29)	11	4
2008-09	69 - 360	19.2%	(T-13)	62 - 362	82.9%	( 7)	4	8



## KINGS INDIVIDUAL PLAYER RECORDS

### GOALS

MOST CAREER: 557  
Luc Robitaille, 1986-94, 1997-01, 2003-06

MOST CAREER, CENTER: 550  
Marcel Dionne, 1975-87

MOST CAREER, LEFT WING: 557  
Luc Robitaille, 1986-94, 1997-01, 2003-06

MOST CAREER, RIGHT WING: 431  
Dave Taylor, 1977-94

MOST CAREER, DEFENSEMAN: 161  
Rob Blake, 1988-01, 2006-08

MOST ONE SEASON: 70  
Bernie Nicholls, 1988-89

MOST ONE SEASON, CENTER: 70  
Bernie Nicholls, 1988-89

MOST ONE SEASON, LEFT WING: 63  
Luc Robitaille, 1992-93

MOST ONE SEASON, RIGHT WING: 47  
Dave Taylor, 1980-81

MOST ONE SEASON, DEFENSEMAN: 25  
Steve Duchesne, 1988-89

MOST ONE SEASON, ROOKIE: 45  
Luc Robitaille, 1986-87

MOST ONE SEASON, ROOKIE DEFENSEMAN: 16  
Larry Murphy, 1980-81

MOST ONE SEASON, ONE LINE: 146  
Marcel Dionne (53), Charlie Simmer (56), Dave Taylor (37), 1979-80

MOST ONE GAME: 4  
11/25/93, Luc Robitaille at Quebec  
2/6/92, Luc Robitaille vs. Hartford  
3/30/88, Jimmy Carson vs. Calgary  
11/13/84, Bernie Nicholls at Quebec  
11/3/83, Brian MacLellan at Philadelphia  
10/20/83, Bernie Nicholls vs. Edmonton  
12/12/81, Ian Turnbull vs. Vancouver  
11/18/81, Marcel Dionne vs. Detroit  
3/14/81, Dave Taylor vs. Minnesota  
11/1/80, Charlie Simmer at NY Islanders  
10/27/79, Mike Murphy vs. Toronto  
10/23/79, Marcel Dionne at Colorado  
1/13/79, Marcel Dionne at Detroit  
12/21/77, Syl Apps, Jr. vs. Minnesota  
1/22/76, Mike Murphy vs. Toronto  
3/1/75, Butch Goring vs. Minnesota  
12/24/72, Serge Bernier at California

MOST ONE PERIOD: 3  
1/12/06, **Alexander Frolov** at Boston  
11/13/05, **Alexander Frolov** at Columbus  
4/3/95, Tony Granato vs. Edmonton  
3/10/90, Luc Robitaille vs. Pittsburgh  
3/2/89, Steve Duchesne at St. Louis  
2/4/89, Wayne Gretzky vs. Buffalo  
11/22/88, Bernie Nicholls at Philadelphia  
3/17/86, Jim Fox at Toronto  
10/25/83, Bernie Nicholls vs. Hartford  
11/18/81, Marcel Dionne vs. Detroit  
10/16/80, Charlie Simmer vs. Quebec  
2/1/78, Butch Goring vs. Washington  
1/14/78, Dave Taylor at Atlanta  
12/21/77, Syl Apps, Jr. vs. Minnesota  
2/11/76, Marcel Dionne at Chicago  
1/22/76, Mike Murphy vs. Toronto  
11/19/67, Lowell MacDonald vs. Montreal

FASTEST 50 GOALS: 51 Games

Bernie Nicholls, 1988-89  
Charlie Simmer, 1980-81

FASTEST 40 GOALS: 42 Games  
Charlie Simmer, 1980-81

FASTEST 30 GOALS: 26 Games  
Bernie Nicholls, 1988-89

FASTEST 20 GOALS: 19 Games  
Bernie Nicholls, 1988-89  
Marcel Dionne, 1981-82

MOST POWER-PLAY GOALS, CAREER: 210  
Luc Robitaille, 1986-94, 1997-01, 2003-06

MOST POWER-PLAY GOALS, ONE SEASON: 26  
Luc Robitaille, 1991-92

MOST POWER-PLAY GOALS, ONE GAME: 4  
11/25/93, Luc Robitaille at Quebec

MOST SHORT-HANDED GOALS, CAREER: 25  
Bernie Nicholls, 1981-90

MOST SHORT-HANDED GOALS, ONE SEASON: 8  
Bernie Nicholls, 1988-89

MOST SHORT-HANDED GOALS, ONE GAME: 2  
10/12/98, Yanic Perreault at Vancouver  
12/11/93, Shawn McEachern vs. St. Louis  
3/22/75, Bob Nevin vs. Pittsburgh

MOST GAME-WINNING GOALS, CAREER: 73  
Luc Robitaille, 1986-94, 1997-01, 2003-06

MOST GAME-WINNING GOALS, ONE SEASON: 9  
Marcel Dionne, 1980-81  
Charlie Simmer, 1980-81

MOST OVERTIME GOALS, CAREER: 5  
Luc Robitaille, 1986-94, 1997-01, 2003-06  
Ziggy Palffy, 1999-04

MOST OVERTIME GOALS, ONE SEASON: 3  
Jozef Stumpel, 1999-00  
Yanic Perreault, 1995-96

MOST 50+ GOAL SEASONS: 6  
Marcel Dionne, 1976-77, 1978-79, 1979-80, 1980-81, 1981-82, 1982-83

MOST CONSECUTIVE 50+ GOAL SEASONS: 5  
Marcel Dionne, 1978-83

MOST 40+ GOAL SEASONS: 8  
Luc Robitaille, 1986-87, 1987-88, 1988-89, 1989-90, 1990-91, 1991-92, 1992-93, 1993-94  
Marcel Dionne, 1975-76, 1976-77, 1978-79, 1979-80, 1980-81, 1981-82, 1982-83, 1984-85

MOST CONSECUTIVE 40+ GOAL SEASONS: 8  
Luc Robitaille, 1986-94

MOST 30+ GOAL SEASONS: 11  
Luc Robitaille, 1986-94, 1998-01  
Marcel Dionne, 1975-86

MOST CONSECUTIVE 30+ GOAL SEASONS: 11  
Marcel Dionne, 1975-86

MOST 20+ GOAL SEASONS: 12  
Luc Robitaille, 1986-94, 1998-01, 2003-04  
Dave Taylor, 1977-94  
Marcel Dionne, 1975-87

MOST CONSECUTIVE 20+ GOAL SEASONS: 12  
Marcel Dionne, 1975-87

MOST GOALS VS. ONE OPPONENT, ONE SEASON: 12  
Marcel Dionne vs. Detroit, 1978-79 (8 Games)

**ASSISTS**

MOST CAREER: 757

## KINGS INDIVIDUAL PLAYER RECORDS

Marcel Dionne, 1975-87

MOST CAREER, CENTER: 757  
Marcel Dionne, 1975-87

MOST CAREER, LEFT WING: 597  
Luc Robitaille, 1986-94, 1997-01, 2003-06

MOST CAREER, RIGHT WING: 638  
Dave Taylor, 1977-94

MOST CAREER, DEFENSEMAN: 333  
Rob Blake, 1988-01, 2006-08

MOST ONE SEASON: 122  
Wayne Gretzky, 1990-91

MOST ONE SEASON, CENTER: 122  
Wayne Gretzky, 1990-91

MOST ONE SEASON, LEFT WING: 63  
Luc Robitaille, 1991-92

MOST ONE SEASON, RIGHT WING: 67  
Dave Taylor, 1981-82

MOST ONE SEASON, DEFENSEMAN: 60  
Larry Murphy, 1980-81

MOST ONE SEASON, ROOKIE: 60  
Larry Murphy, 1980-81

MOST ONE SEASON, ROOKIE DEFENSEMAN: 60  
Larry Murphy, 1980-81 (NHL Record)

MOST ONE SEASON, ONE LINE: 182  
Marcel Dionne (84), Charlie Simmer (45), Dave Taylor (53), 1979-80

MOST ONE SEASON, GOALTENDER: 6  
Roland Melanson, 1986-87

MOST ONE GAME: 6  
10/9/93, Tomas Sandstrom vs. Detroit  
12/1/88, Bernie Nicholls vs. Toronto

MOST ONE PERIOD: 4  
11/13/05, Pavol Demitra at Columbus  
1/29/98, Rob Blake vs. Calgary  
10/9/93, Tomas Sandstrom vs. Detroit  
3/4/89, Wayne Gretzky vs. Philadelphia

MOST ASSISTS VS. ONE OPPONENT, ONE SEASON: 16  
Wayne Gretzky vs. Winnipeg, 1990-91 (8 Games)

**POINTS**

MOST CAREER: 1,307  
Marcel Dionne, 1975-87

MOST CAREER, CENTER: 1,307  
Marcel Dionne, 1975-87

MOST CAREER, LEFT WING: 1,154  
Luc Robitaille, 1986-94, 1997-01, 2003-06

MOST CAREER, RIGHT WING: 1,069  
Dave Taylor, 1977-94

MOST CAREER, DEFENSEMAN: 494  
Rob Blake, 1988-01, 2006-08

MOST ONE SEASON: 168  
Wayne Gretzky, 1988-89

MOST ONE SEASON, CENTER: 168  
Wayne Gretzky, 1988-89

MOST ONE SEASON, LEFT WING: 125  
Luc Robitaille, 1992-93 (NHL Record)

MOST ONE SEASON, RIGHT WING: 112  
Dave Taylor, 1980-81

MOST ONE SEASON, DEFENSEMAN: 76  
Larry Murphy, 1980-81

MOST ONE SEASON, ROOKIE: 84  
Luc Robitaille, 1986-87

MOST ONE SEASON, ROOKIE DEFENSEMAN: 76  
Larry Murphy, 1980-81 (NHL Record)

MOST ONE SEASON, ONE LINE: 328  
Marcel Dionne (137), Charlie Simmer (101), Dave Taylor (90), 1979-80

MOST ONE GAME: 8  
12/1/88, Bernie Nicholls vs. Toronto (2-6=8)

MOST ONE PERIOD: 4  
2/21/08, Patrick O'Sullivan vs. St. Louis (1-3=4)  
11/13/05, **Alexander Frolov** at Columbus (3-1=4)  
11/13/05, Pavol Demitra at Columbus (0-4=4)  
11/13/05, Craig Conroy at Columbus (2-2=4)  
10/23/01, Adam Deadmarsh at Columbus (1-3=4)  
1/29/98, Rob Blake vs. Calgary (0-4=4)  
10/9/93, Tomas Sandstrom vs. Detroit (0-4=4)  
10/9/93, Wayne Gretzky vs. Detroit (2-2=4)  
4/1/89, Bernie Nicholls vs. Vancouver (2-2=4)  
3/4/89, Wayne Gretzky vs. Philadelphia (0-4=4)  
2/18/89, Wayne Gretzky vs. Quebec (2-2=4)  
2/4/89, Wayne Gretzky vs. Buffalo (3-1=4)  
11/29/88, Wayne Gretzky vs. New Jersey (2-2=4)  
10/12/88, Luc Robitaille vs. Boston (2-2=4)  
3/17/87, Bernie Nicholls at Washington (2-2=4)  
3/14/81, Marcel Dionne vs. Minnesota (1-3=4)  
12/4/78, Vic Venasky vs. Washington (1-3=4)

MOST 100+ POINT SEASONS: 7  
Marcel Dionne, 1976-77, 1978-79, 1979-80, 1980-81, 1981-82, 1982-83, 1984-85

MOST CONSECUTIVE 100+ POINT SEASONS: 5  
Marcel Dionne, 1978-79, 1979-80, 1980-81, 1981-82, 1982-83

MOST POINTS VS. ONE OPPONENT, ONE SEASON: 19  
Wayne Gretzky vs. Winnipeg, 1990-91 (3-16=19, 8 Games)  
Bernie Nicholls vs. Edmonton, 1988-89 (10-9=19, 8 Games)

**PENALTIES**

MOST MINUTES, CAREER: 1,846  
Marty McSorley, 1988-93, 1994-96

MOST MINUTES, ONE SEASON: 399  
Marty McSorley, 1992-93

MOST MINUTES, ONE GAME: 67  
3/11/79, Randy Holt at Philadelphia, 1 minor, 3 majors, 5 misconducts (NHL Record)

MOST MINUTES, ONE PERIOD: 67  
3/11/79, Randy Holt at Philadelphia, 1 minor, 3 majors, 5 misconducts (NHL Record)

MOST PENALTIES, ONE GAME: 9  
4/14/92, Marty McSorley vs. Vancouver  
12/9/86, Larry Playfair vs. NY Islanders  
3/11/79, Randy Holt at Philadelphia

MOST PENALTIES, ONE PERIOD: 9  
3/11/79, Randy Holt at Philadelphia (NHL Record)

### GAMES PLAYED

MOST SEASONS, CAREER: 17  
Dave Taylor, 1977-94

MOST GAMES, CAREER: 1,111  
Dave Taylor, 1977-94



## KINGS INDIVIDUAL PLAYER RECORDS

**MOST GAMES CAREER, CENTER:** 921  
Marcel Dionne, 1975-87

**MOST GAMES CAREER, LEFT WING:** 1,077  
Luc Robitaille, 1986-94, 1997-01, 2003-06

**MOST GAMES CAREER, RIGHT WING:** 1,111  
Dave Taylor, 1977-94

**MOST GAMES CAREER, DEFENSESMAN:** 805  
Rob Blake, 1988-01, 2006-08

**MOST CONSECUTIVE GAMES:** 324  
Marcel Dionne, 1/7/78 through 1/9/82

### SHOTS ON GOAL

**MOST CAREER:** 3,851  
Marcel Dionne, 1975-87

**MOST CAREER, CENTER:** 3,851  
Marcel Dionne, 1975-87

**MOST CAREER, LEFT WING:** 3,091  
Luc Robitaille, 1986-94, 1997-01, 2003-06

**MOST CAREER, RIGHT WING:** 2,413  
Dave Taylor, 1977-94

**MOST CAREER DEFENSESMAN:** 2,468  
Rob Blake, 1988-01, 2006-08

**MOST ONE SEASON:** 385  
Bernie Nicholls, 1988-89

**MOST ONE SEASON, DEFENSESMAN:** 327  
Rob Blake, 1999-00

**MOST ONE GAME:** 13  
1/28/89, Bernie Nicholls vs. Edmonton

### GOALTENDERS

**MOST GAMES, CAREER:** 389  
Rogie Vachon, 1971-78

**MOST GAMES, ONE SEASON:** 71  
Felix Potvin, 2001-02

**MOST GAMES ONE SEASON, ROOKIE:** 60  
Gerry Desjardins, 1968-69

**MOST MINUTES, CAREER:** 22,922  
Rogie Vachon, 1971-78

**MOST MINUTES, ONE SEASON:** 4,107  
Rogie Vachon, 1977-78

**MOST MINUTES, ONE SEASON, ROOKIE:** 3,499  
Gerry Desjardins, 1968-69

**BEST GOALS AGAINST AVERAGE, CAREER (Min. 50 Games):** 2.35  
Felix Potvin, 2001-03

**BEST GOALS AGAINST AVERAGE, ONE SEASON (Min. 25 Games):** 2.24  
Rogie Vachon, 1974-75 (54 Games)

**BEST GOALS AGAINST AVERAGE, ONE SEASON, ROOKIE (Min. 25 Games):** 2.48  
**Jonathan Quick**, 2008-09

**MOST SHOTS FACED, CAREER:** 11,336  
Kelly Hrudey, 1988-96

**MOST SHOTS FACED, ONE SEASON:** 2,219  
Kelly Hrudey, 1993-94

**MOST SHOTS FACED, ONE GAME:** 68  
3/24/81, Mario Lessard at Minnesota (4-3 LA win)

**BEST SAVE PERCENTAGE, CAREER (Min. 50 Games):** .910  
Jamie Storr, 1994-03

**BEST SAVE PERCENTAGE,**

**ONE SEASON (Min. 25 Games):** .916  
Jamie Storr, 1998-99 (28 Games)

**MOST GOALS ALLOWED, CAREER:** 1,185  
Kelly Hrudey, 1988-96

**MOST GOALS ALLOWED, ONE SEASON:** 228  
Kelly Hrudey, 1993-94

**MOST GOALS ALLOWED, ONE SEASON, ROOKIE:** 190  
Gerry Desjardins, 1968-69

**MOST GOALS ALLOWED, ONE GAME:** 11  
10/17/88, Roland Melanson at Calgary

1/6/83, Mario Lessard at Montreal

11/25/81, Jim Rutherford at Edmonton

11/14/71, Gary Edwards at Boston

**MOST SHUTOUTS, CAREER:** 32  
Rogie Vachon, 1971-78

**MOST SHUTOUTS, ONE SEASON:** 8  
Rogie Vachon, 1976-77

**MOST SHUTOUTS, ONE SEASON, ROOKIE:** 4  
**Jonathan Quick**, 2008-09

Gerry Desjardins, 1968-69

**MOST WINS, CAREER:** 171  
Rogie Vachon, 1971-78

**MOST WINS, ONE SEASON:** 35  
Mario Lessard, 1980-81

**MOST WINS, ONE SEASON, ROOKIE:** 23  
Mario Lessard, 1978-79

**MOST LOSSES, CAREER:** 148  
Rogie Vachon, 1971-78

**MOST LOSSES, ONE SEASON:** 31  
Kelly Hrudey, 1993-94

**MOST LOSSES, ONE SEASON, ROOKIE:** 34  
Gerry Desjardins, 1968-69

**MOST TIES, CAREER:** 66  
Rogie Vachon, 1971-78

**MOST TIES, ONE SEASON:** 13  
Kelly Hrudey, 1991-92

Rogie Vachon, 1977-78, 1974-75

**MOST TIES, ONE SEASON, ROOKIE:** 10  
Mario Lessard, 1978-79

**MOST WINS BY A KINGS ROOKIE GOALIE**

23, Mario Lessard, 1978-79

22, Bob Janecyk, 1984-85

21, **Jonathan Quick**, 2008-09

20, Wayne Rutledge, 1967-68

18, Gerry Desjardins, 1968-69

## KINGS ALL-TIME STREAKS

### LONGEST TEAM WINNING STREAKS

GAMES	YEAR	DATES OF STREAK
8 Games	1991-92	2/23/92 through 3/9/92
8 Games	1972-73	10/21/72 through 11/7/72
7 Games	1990-91	2/18/91 through 3/2/91
7 Games	1990-91	1/3/91 through 1/14/91
7 Games	1984-85	11/9/84 through 11/21/84
6 Games	2001-02	3/11/02 through 3/23/02

### LONGEST TEAM UNBEATEN STREAKS

GAMES	YEAR	DATES OF STREAK
11 Games (9-0-2)	1973-74	2/28/74 through 3/24/74
10 Games (9-0-1)	1980-81	10/16/80 through 11/5/80
10 Games (7-0-3)	1974-75	10/24/74 through 11/15/74
9 Games (8-0-1)	1972-73	10/21/72 through 11/8/72
8 Games (6-0-2-0)	2000-01	11/2/00 through 11/18/00
8 Games (8-0-0)	1991-92	2/23/92 through 3/9/92
8 Games (7-0-1)	1990-91	2/18/91 through 3/5/91
8 Games (4-0-4)	1979-80	3/13/80 through 4/1/80

### LONGEST TEAM LOSING STREAKS

GAMES	YEAR	DATES OF STREAK
11 Games (0-9-0-2)	2003-04	3/16/04 through 4/4/04
10 Games	1983-84	2/22/84 through 3/9/84
8 Games	2007-08	12/12/07 through 12/26/07
8 Games	1969-70	1/29/70 through 2/15/70
8 Games	1969-70	1/11/70 through 1/25/70
8 Games	1967-68	12/25/67 through 1/7/68

### LONGEST TEAM WINLESS STREAKS

GAMES	YEAR	DATES OF STREAK
17 Games (0-13-4)	1969-70	1/29/70 through 3/5/70
16 Games (0-7-9)	1981-82	12/26/81 through 1/27/82
14 Games (0-3-9-2)	2003-04	12/18/03 through 1/16/04
13 Games (0-7-6)	1976-77	11/5/76 through 12/2/76
11 Games (0-9-0-2)	2003-04	3/16/04 through 4/4/04
11 Games (0-7-4)	1970-71	11/28/70 through 12/19/70

### LONGEST TEAM WINNING STREAKS AT HOME

GAMES	YEAR	DATES OF STREAK
12 Games	1992-93	10/10/92 through 12/5/92
10 Games	1990-91	10/13/90 through 11/20/90
8 Games	1991-92	2/15/92 through 3/17/92
7 Games	1980-81	10/11/80 through 11/10/80
7 Games	1979-80	11/27/79 through 12/29/79
7 Games	1975-76	10/15/75 through 11/8/75
7 Games	1972-73	10/21/72 through 11/4/72

### LONGEST TEAM UNBEATEN STREAKS AT HOME

GAMES	YEAR	DATES OF STREAK
13 Games (12-0-1)	1992-93	10/10/92 through 12/8/92
11 Games (9-0-2-0)	2001-02	3/4/02 through 4/14/02
11 Games (10-0-1)	1990-91	10/11/90 through 11/20/90
10 Games (8-0-2)	1973-74	3/2/74 through 3/28/74
10 Games (8-0-2)	1972-73	10/21/72 through 11/22/72
9 Games (8-0-1)	1991-92	2/6/92 through 3/17/92

### LONGEST TEAM LOSING STREAKS AT HOME

GAMES	YEAR	DATES OF STREAK
9 Games	1985-86	2/8/86 through 3/12/86
8 Games	1971-72	10/13/71 through 11/6/71
7 Games (0-4-3)	2006-07	1/8/07 through 2/22/07
6 Games	2003-04	3/16/04 through 4/2/04
5 Games	2002-03	12/30/02 through 1/11/03
5 Games	1979-80	1/29/80 through 2/14/80
5 Games	1973-74	11/3/73 through 11/29/73





KINGS ALL-TIME STREAKS

LONGEST TEAM WINLESS STREAKS AT HOME

GAMES	YEAR	DATES OF STREAK
9 Games (0-9-0)	1985-86	2/8/86 through 3/12/86
9 Games (0-8-1)	1969-70	1/29/70 through 3/5/70
8 Games (0-6-2)	1998-99	10/18/98 through 11/19/98
8 Games (0-6-2)	1994-95	2/5/95 through 3/18/95
8 Games (0-6-2)	1993-94	2/12/94 through 3/12/94
8 Games (0-7-1)	1992-93	12/15/92 through 1/23/93
8 Games (0-8-0)	1971-72	10/13/71 through 11/6/71
8 Games (0-4-4)	1970-71	11/7/70 through 12/19/70

LONGEST TEAM WINNING STREAKS ON ROAD

GAMES	YEAR	DATES OF STREAK
8 Games	1974-75	12/18/74 through 1/16/75
5 Games	2008-09	2/3/09 through 2/18/09
5 Games	1984-85	10/29/84 through 11/14/84
5 Games	1980-81	11/16/80 through 12/11/80
4 Games	2005-06	12/6/05 through 12/21/05
4 Games	2003-04	10/10/03 through 11/6/03
4 Games	2001-02	1/12/02 through 1/30/02
4 Games	1998-99	12/20/98 through 1/5/99
4 Games	1990-91	1/3/91 through 1/14/91
4 Games	1988-89	11/5/88 through 11/23/88
4 Games	1976-77	2/26/77 through 3/2/77

LONGEST TEAM UNBEATEN STREAKS ON ROAD

GAMES	YEAR	DATES OF STREAK
11 Games (6-0-5)	1974-75	10/10/74 through 12/11/74
8 Games (5-0-3)	1984-85	10/27/84 through 12/5/84
8 Games (8-0-0)	1974-75	12/18/74 through 1/16/75
6 Games (4-0-2)	1993-94	12/20/93 through 1/15/94
6 Games (4-0-2)	1992-93	3/26/93 through 4/10/93
6 Games (5-0-1)	1980-81	3/6/81 through 3/25/81
6 Games (5-0-1)	1980-81	11/16/80 through 12/13/80

LONGEST TEAM LOSING STREAKS ON ROAD

GAMES	YEAR	DATES OF STREAK
11 Games	1969-70	1/11/70 through 2/15/70
10 Games	1993-94	11/9/93 through 12/18/93
10 Games	1971-72	11/13/71 through 12/21/71
9 Games	1986-87	1/31/87 through 3/6/87
9 Games	1983-84	2/24/84 through 3/17/84
9 Games	1967-68	12/13/67 through 1/21/68

LONGEST TEAM WINLESS STREAKS ON ROAD

GAMES	YEAR	DATES OF STREAK
20 Games (0-16-4)	1969-70	1/11/70 through 4/3/70
19 Games (0-11-8)	1981-82	12/16/81 through 3/1/82
15 Games (0-11-4)	1995-96	1/8/96 through 2/26/96
15 Games(0-10-5)	1971-72	1/5/72 through 3/4/72
11 Games (0-9-2)	1982-83	2/17/83 through 3/30/83
11 Games (0-11-0)	1969-70	1/11/70 through 2/15/70

TEAM STREAKS

MOST CONSECUTIVE TIE GAMES: 6  
1/15/82 through 1/27/82

MOST CONSECUTIVE GAMES WITH A SHUTOUT: 2  
4/1/06 through 4/3/06  
12/10/02 through 12/11/02  
3/29/01 through 3/31/01  
2/19/77 through 2/22/77  
10/28/75 through 10/30/75  
3/1/73 through 3/3/73  
10/18/69 through 10/22/69  
1/1/69 through 1/5/69

KINGS ALL-TIME STREAKS

MOST CONSECUTIVE GAMES SHUT OUT BY OPPONENT: 3  
1/1/68 through 1/7/68

MOST CONSECUTIVE OVERTIME GAMES: 4  
1/10/04 through 1/16/04  
10/10/95 through 10/18/95

MOST CONSECUTIVE OVERTIME GAMES AT HOME: 5  
12/18/03 through 1/3/04

MOST CONSECUTIVE OVERTIME GAMES ON ROAD: 4  
1/7/04 through 1/16/04

MOST CONSECUTIVE OVERTIME WINS: 2  
10/8/88 through 10/9/88

MOST CONSECUTIVE OVERTIME LOSSES: 3  
3/7/07 through 3/11/07

Most Consecutive Shootout Games: 2  
2/14/09 through 2/16/09  
2/17/07 through 2/18/07

MOST CONSECUTIVE SHOOTOUT GAMES AT HOME: 2  
2/14/09 through 2/16/09

MOST CONSECUTIVE SHOOTOUT GAMES ON ROAD: 2  
12/16/05 through 12/19/05

MOST CONSECUTIVE SHOOTOUT WINS: 1  
Several times

MOST CONSECUTIVE SHOOTOUT LOSSES: 2  
2/14/09 through 2/16/09

INDIVIDUAL STREAKS

LONGEST PLAYER SCORING STREAKS: 25 GAMES  
Wayne Gretzky, 2/8/91 through 3/28/91 (8-49=57)  
Bernie Nicholls, 10/16/84 through 12/10/84 (21-19=40)

LONGEST GOAL-SCORING STREAK: 13 GAMES  
Charlie Simmer, 11/24/79 through 12/27/79

LONGEST ASSIST STREAK: 23 GAMES  
Wayne Gretzky, 2/8/91 through 3/24/91 (48 Assists) (NHL Record)

MOST CONSECUTIVE GAMES PLAYED: 324  
Marcel Dionne, 1/7/78 through 1/9/82

MOST CONSECUTIVE GOALTENDING WINS: 7  
Kelly Hradey, 2/25/92 through 3/3/92  
Robb Stauber, 10/31/92 through 12/12/92

LONGEST UNBEATEN STREAK: 13 GAMES  
Gary Edwards, 12/18/74 through 3/13/75 (7-0-6)



## KINGS REGULAR SEASON OVERTIME RECORD

Year	GP	W	L	T	PTS
1983-84	17	1	3	13	15
1984-85	19	3	2	14	20
1985-86	14	3	3	8	14
1986-87	12	2	2	8	12
1987-88	12	1	3	8	10
1988-89	14	6	1	7	19
1989-90	12	3	2	7	13
1990-91	16	4	2	10	18
1991-92	16	1	1	14	16
1992-93	13	2	1	10	14
1993-94	18	3	3	12	18
1994-95	9	0	0	9	9
1995-96	23	3	2	18	24
1996-97	14	0	3	11	11
1997-98	16	3	2	11	17
1998-99	12	5	2	5	15
1999-00	21	5	4	12	26
2000-01	19	3	3	13	22
2001-02	18	3	4	11	21
2002-03	19	6	7*	6	24
2003-04	27	2	9	16	29
2004-05	DNP - Lockout				
2005-06	15	10	5	—	25
2006-07	20	6	14	—	26
2007-08	14	7	7	—	21
2008-09	19	8	11	—	27
<b>TOTALS</b>	<b>409</b>	<b>90</b>	<b>96</b>	<b>223</b>	<b>466</b>

Note: The NHL began awarding a point for an overtime loss during the 1999-00 season and began deciding games by shootout during the 2005-06 season.

\*The Kings lost to Columbus on 3/25/03 but did not receive an overtime point because the club pulled its goaltender in the extra session. That game is officially recognized as a regulation loss by the NHL.

## KINGS REGULAR SEASON OVERTIME RECORD VS. NHL

TEAM	OVERALL W-L-OT	HOME W-L-OT	ROAD W-L-OT
Anaheim	11-7-11	5-4-4	6-3-7
Atlanta	0-3-0	0-2-0	0-1-0
Boston	4-6-8	2-3-4	2-3-4
Buffalo	1-0-6	0-0-3	1-0-3
Calgary	7-5-12	3-1-6	4-4-6
Carolina	3-2-5	2-0-2	1-2-3
Chicago	3-4-10	2-3-4	1-1-6
Colorado	4-1-5	1-1-4	3-0-1
Columbus	1-4-1	0-1-1	1-3-0
Dallas	6-6-14	5-1-7	1-5-7
Detroit	4-4-11	1-1-5	3-3-6
Edmonton	6-7-23	2-5-12	4-2-11
Florida	0-0-3	0-0-0	0-0-3
Minnesota	4-3-5	2-2-2	2-1-3
Montreal	1-1-6	0-1-3	1-0-3
Nashville	3-2-3	3-1-0	0-1-3
New Jersey	2-1-3	2-0-2	0-1-1
NY Islanders	3-3-2	2-3-1	1-0-1
NY Rangers	0-4-5	0-3-4	0-1-1
Ottawa	1-0-2	0-0-1	1-0-1
Philadelphia	2-2-2	1-0-1	1-2-1
Phoenix	6-8-24	3-5-14	3-3-10
Pittsburgh	5-4-4	4-1-0	1-3-4
San Jose	5-8-7	2-3-4	3-5-3
St. Louis	1-2-13	0-0-6	1-2-7
Tampa Bay	1-1-2	0-0-2	1-1-0
Toronto	0-1-10	0-0-6	0-1-4
Vancouver	5-5-20	2-2-11	3-3-9
Washington	1-2-6	0-1-3	1-1-3
<b>TOTALS</b>	<b>90-96-223</b>	<b>44-44-112</b>	<b>46-52-111</b>

Ties were not contested in overtime prior to the 1983-84 season.  
Win columns include shootout wins after the 2003-04 season.  
Loss columns include shootout losses after the 2003-04 season.

## KINGS ALL-TIME REGULAR SEASON OVERTIME GOALS

<b>1983-84</b>	1. Marcel Dionne, 12/26/83 at VAN, (Caprice), 1:00	<b>1998-99</b>	36. Luc Robitaille, 10/16/98 vs. BOS, (Dafoe), 2:47
<b>1984-85</b>	2. Bernie Nicholls, 11/13/84 at QUE, (Bouchard), 2:57		37. Craig Johnson, 1/5/99 at EDM, (Shtalenkov), 1:07
	3. Dave Taylor, 1/19/85 vs. NYI, (Hrudey), 3:28		38. Luc Robitaille, 2/24/99 at DET, (Osgood), 1:57
	4. Marcel Dionne, 2/23/85 at HFD, (Liut), 2:46		39. Olli Jokinen, 3/30/99 at BOS, (Dafoe), 3:54
<b>1985-86</b>	5. Dave Williams, 11/16/85, vs. PIT, (Romano), 3:10		40. Ray Ferraro, 4/15/99 vs. ANA, (Roussel), 2:21
	6. Phil Sykes, 11/21/85 at DET, (Stefan), 3:59	<b>1999-00</b>	41. <b>Sean O'Donnell</b> , 2/14/00 vs. CGY, (Brathwaite), 1:42
	7. Bryan Erickson, 2/17/86 at MTL, (Roy), 4:36		42. Jozef Stumpel, 3/4/00 vs. NSH, (Dunham), 0:28
<b>1986-87</b>	8. Bernie Nicholls, 10/15/86 at DET, (Hanlon), 4:41		43. Jozef Stumpel, 3/13/00 vs. VAN, (Potvin), 3:53
	9. Morris Lukowich, 12/27/86 vs. BOS, (Ranford), 4:20		44. Jozef Stumpel, 3/23/00 at PHI, (Boucher), 1:20
<b>1987-88</b>	10. Bernie Nicholls, 1/21/88 at CGY, (Vernon), 0:42		45. Glen Murray, 4/9/00 at ANA, (Hebert), 1:06
<b>1988-89</b>	11. Dave Taylor, 10/8/88 vs. CGY, (Wamsley), 4:37	<b>2000-01</b>	46. Ziggy Palffy, 10/23/00 at ANA, (Hebert), 1:04
	12. Steve Duchesne, 10/9/88 vs. NYI, (Smith), 3:17		47. Bryan Smolinski, 1/16/01 at OTT, (Lalime), 2:01
	13. Mike Krushelnyski, 1/10/89 vs. EDM, (Ranford), 2:20		48. Bryan Smolinski, 3/17/01 at SJS, (Nabokov), 0:40
	14. Luc Robitaille, 2/10/89 at WSH, (Malarchuk), 1:39	<b>2001-02</b>	49. Ziggy Palffy, 11/10/01 vs. DET, (Hasek), 3:33
	15. Dave Taylor, 3/7/89 vs. PIT, (Barrasso), 2:37		50. Aaron Miller, 12/16/01 at ANA, (Giguere), 0:14
	16. Marty McSorley, 3/29/89 vs. WPG, (Reddick), 3:37		51. Ziggy Palffy, 4/6/02 vs. EDM, (Salo), 0:28
<b>1989-90</b>	17. Wayne Gretzky, 10/15/89 at EDM, (Ranford), 3:24	<b>2002-03</b>	52. Jaroslav Modry, 11/2/02 vs. NSH, (Dunham), 1:45
	18. Bernie Nicholls, 12/6/89 vs. VAN, (McLean), 2:51		53. Mathieu Schneider, 12/14/02 vs. PIT, (Hedberg), 4:22
	19. Bob Kudelski, 3/14/1990 at BUF, (Puppa), 1:25		54. Brad Chartrand, 12/26/02 vs. PHX, (Boucher), 3:14
<b>1990-91</b>	20. Tony Granato, 11/17/90 vs. PIT, (Pietrangelo), 0:52		55. Jason Allison, 1/13/03 vs. SJS, (Kiprusoff), 3:50
	21. Luc Robitaille, 12/20/90 at CGY, (Wamsley), 3:43		56. Ziggy Palffy, 1/25/03 vs. NJD, (Brodeur), 3:50
	22. Brian Benning, 1/8/91 vs. HFD, (Reaugh), 3:37	<b>2003-04</b>	57. Steve Kelly, 3/31/03 at PHX, (Boucher), 1:42
	23. Tomas Sandstrom, 3/24/91 at EDM, (Fuhr), 3:30		58. Ziggy Palffy, 11/6/03 at TBL, (Grahame), 4:52
<b>1991-92</b>	24. Mike Donnelly, 11/19/91 at SJS, (Hackett), 3:47		59. Joe Corvo, 1/28/04 at ANA, (Gerber), 2:37
<b>1992-93</b>	25. Tomas Sandstrom, 10/6/92 at CGY, (Vernon), 3:40	<b>2004-05</b>	DNP - Lockout
	26. Tomas Sandstrom, 4/10/93 at SJS, (Irbe), 3:22	<b>2005-06</b>	60. Pavol Demitra, 10/9/05 vs. MIN, (Fernandez), 3:31
<b>1993-94</b>	27. Rob Blake, 10/29/93 at WPG, (Essensa), 3:07		61. Mattias Norstrom, 1/2/06 vs. DAL, (Turco), 2:29
	28. Warren Rychel, 12/20/93 at CGY, (Vernon), 4:59		62. Joe Corvo, 2/11/06 vs. CHI, (Anderson), 0:40
	29. Mike Donnelly, 3/25/94 at EDM, (Brathwaite), 2:24		63. Lubomir Visnovsky, 3/07/06 at MIN, (Fernandez), 1:21
<b>1994-95</b>	None	<b>2006-07</b>	64. <b>Alexander Frolov</b> , 1/26/07 at VAN, (Luongo), 1:48
<b>1995-96</b>	30. Yanic Perreault, 10/10/95 vs. CHI, (Hackett), 2:10		65. Michael Cammalleri, 3/1/07 vs. ANA, (Bryzgalov), 3:17
	31. Yanic Perreault, 10/21/95 at PIT, (Wregget), 0:40	<b>2007-08</b>	66. <b>Anze Kopitar</b> , 11/10/07 vs. DAL, (Turco), 2:34
	32. Yanic Perreault, 4/14/96 at COL, (Roy), 4:12		67. <b>Dustin Brown</b> , 12/30/07 at CHI, (Khabibulin), 3:31
<b>1996-97</b>	None	<b>2008-09</b>	68. <b>Michal Handzus</b> , 10/17/08 vs. CAR, (Ward), 3:21
<b>1997-98</b>	33. Luc Robitaille, 11/23/97 at COL, (Billington), 2:43		69. <b>Michal Handzus</b> , 3/5/09 vs. DAL, (Turco), 1:31
	34. Ray Ferraro, 1/12/98 vs. ANA, (Hebert), 2:04		70. <b>Dustin Brown</b> , 3/19/09 at BOS, (Thomas), 4:25
	35. Yanic Perreault, 3/9/98 vs. ANA, (Shtalenkov), 4:19		



## KINGS ALL-TIME OVERTIME GOAL LEADERS

Player	Career Total
Luc Robitaille	5
Ziggy Palffy	5
Bernie Nicholls	4
Yanic Perreault	4
Jozef Stumpel	3
Dave Taylor	3
Tomas Sandstrom	3
Bryan Smolinski	2
Marcel Dionne	2
Mike Donnelly	2
Ray Ferraro	2
Joe Corvo	2
Dustin Brown	2
Michal Handzus	2

## CAREER OVERTIME GOALS SCORED BY CURRENT KINGS

Player	Career Total
Ryan Smyth	6 (1 with COL; 5 with EDM)
Michal Handzus	4 (2 with LA; 2 with PHI)
Jarret Stoll	3 (3 with EDM)
Dustin Brown	2 (2 with LA)
Justin Williams	2 (1 with CAR; 1 with PHI)
Alexander Frolov	1 (1 with LA)
Anze Kopitar	1 (1 with LA)
Sean O'Donnell	1 (1 with LA)
Brad Richardson	1 (1 with COL)

## KINGS CAREER AND 2008-09 SHOOTOUT STATS

Career Player	Goals	Shots	PCT	GDG	Career Goaltender	W	L	ATT	GA	PCT
Armstrong, Derek	0	1	.000	0	Aubin, J-S	1	1	4	2	.500
Avery, Sean	0	1	.000	0	Brust, Barry	1	1	5	1	.800
<b>Brown, Dustin</b>	9	22	.409	2	Burke, Sean	2	2	22	11	.500
Cammalleri, Michael	3	12	.285	1	Cloutier, Dan	1	0	4	1	.750
Clarke, Noah	0	1	.000	0	<b>Ersberg, Erik</b>	2	5	30	10	.667
Conroy, Craig	0	1	.000	0	Garon, Mathieu	5	4	34	10	.706
Corvo, Joe	1	3	.333	1	LaBarbera, Jason	4	4	22	11	.500
Demitra, Pavol	3	5	.600	3	<b>Quick, Jonathan</b>	4	1	14	4	.714
<b>Doughty, Drew</b>	1	3	.333	1	<b>TOTALS</b>	<b>20</b>	<b>18</b>	<b>135</b>	<b>50</b>	<b>.630</b>
Frolov, Alexander	8	21	.381	2						
Handzus, Michal	0	1	.000	0						
Johnson, Jack	3	6	.500	1						
Kopitar, Anze	10	24	.417	2						
Kostopoulos, Tom	0	1	.000	0						
Lundmark, Jamie	2	3	.667	0						
Moller, Oscar	0	1	.000	0						
O'Sullivan, Patrick	7	16	.438	4						
Parrish, Mark	0	1	.000	0						
Purcell, Teddy	0	2	.000	0						
Robitaille, Luc	2	3	.667	1						
Roenick, Jeremy	1	2	.500	0						
<b>Simmonds, Wayne</b>	1	2	.500	0						
Visnovsky, Lubomir	1	3	.333	1						
<b>Williams, Justin</b>	1	1	1.000	1						
Willsie, Brian	0	3	.000	0						
<b>TOTALS</b>	<b>53</b>	<b>139</b>	<b>.381</b>	<b>20</b>						

2008-09 Player	Goals	Shots	PCT	GDG	2008-09 Goaltender	W	L	ATT	GA	PCT
Brown, Dustin	1	6	.167	0	Ersberg, Erik	1	4	20	8	.600
Doughty, Drew	1	3	.333	1	LaBarbera, Jason	0	3	7	6	.143
Frolov, Alexander	1	6	.167	1	Quick, Jonathan	4	1	14	4	.714
Handzus, Michal	0	1	.000	0	<b>TOTALS</b>	<b>5</b>	<b>8</b>	<b>41</b>	<b>18</b>	<b>.561</b>
Johnson, Jack	3	6	.500	1						
Kopitar, Anze	2	7	.286	0						
Moller, Oscar	0	1	.000	0						
O'Sullivan, Patrick	3	9	.333	1						
Purcell, Teddy	0	2	.000	0						
Simmonds, Wayne	1	2	.500	0						
Williams, Justin	1	1	1.000	1						
<b>TOTALS</b>	<b>13</b>	<b>44</b>	<b>.296</b>	<b>5</b>						



KINGS ALL-TIME SHOOTOUT RECORDS

TEAM SHOOTOUT RECORDS

MOST, ONE SEASON: 13  
2008-09

MOST ONE SEASON, HOME: 8  
2008-09, 2006-07

MOST ONE SEASON, AWAY: 5  
2008-09

FEWEST ONE SEASON: 7  
2005-06

FEWEST ONE SEASON, HOME: 3  
2007-08, 2005-06

FEWEST ONE SEASON, AWAY: 2  
2006-07

SHOOTOUT WINS

MOST ONE SEASON: 6  
2005-06

MOST ONE SEASON, HOME: 3  
2006-07, 2005-06

MOST ONE SEASON, AWAY: 3  
2008-09, 2007-08, 2005-06

FEWEST ONE SEASON: 4  
2006-07

FEWEST ONE SEASON, HOME: 2  
2008-09, 2007-08

FEWEST ONE SEASON, AWAY: 1  
2006-07

SHOOTOUT LOSSES

MOST ONE SEASON: 8  
2008-09

MOST ONE SEASON, HOME: 6  
2008-09

MOST ONE SEASON, AWAY: 2  
2008-09, 2007-08

FEWEST ONE SEASON: 1  
2005-06

FEWEST ONE SEASON, HOME: 0  
2005-06

FEWEST ONE SEASON, AWAY: 1  
2006-07, 2005-06

SHOOTOUT ROUNDS

MOST ROUNDS IN A WIN: 6  
2/24/07 vs. Colorado (6-5 SOW)  
2/18/07 at Anaheim (4-3 SOW)

MOST ROUNDS IN A LOSS: 7  
3/14/09 at San Jose (2-1 SOL)  
3/15/07 vs. Chicago (4-3 SOL)

PLAYER SHOOTOUT RECORDS

MOST GOALS, CAREER: 10  
**Anze Kopitar**, 2006-09

MOST GOALS, ONE SEASON: 5  
**Anze Kopitar**, 2006-07

MOST ATTEMPTS, CAREER: 24  
**Anze Kopitar**, 2006-09

MOST ATTEMPTS, ONE SEASON: 9  
Patrick O'Sullivan, 2008-09  
**Alexander Frolov**, 2006-07  
**Anze Kopitar**, 2006-07

MOST GAME-DECIDING GOALS, CAREER: 4  
Patrick O'Sullivan, 2006-09

MOST GAME-DECIDING GOALS, ONE SEASON: 3  
Patrick O'Sullivan, 2007-08  
Pavol Demitra, 2005-06

BEST SCORING PERCENTAGE, CAREER (Min. 10 Shots): .438  
Patrick O'Sullivan, 2006-09, (7 Goals, 16 Shots)

BEST SCORING PERCENTAGE, ONE SEASON (Min. 5 Shots): .800  
Patrick O'Sullivan, 2007-08, (4 Goals, 5 Shots)

GOALTENDER SHOOTOUT RECORDS

MOST WINS, CAREER: 5  
Mathieu Garon, 2005-07

MOST WINS, ONE SEASON: 4  
**Jonathan Quick**, 2008-09  
Mathieu Garon, 2005-06

MOST LOSSES, CAREER: 5  
**Erik Ersberg**, 2007-09

MOST LOSSES, ONE SEASON: 4  
**Erik Ersberg**, 2008-09

MOST SHOTS FACED, CAREER: 34  
Mathieu Garon, 2005-07

MOST SHOTS FACED, ONE SEASON: 22  
Sean Burke, 2006-07

BEST SAVE PERCENTAGE, CAREER (Min. 10 Shots Against): .714  
**Jonathan Quick**, 2008-09, (10 Saves, 14 Shots)

BEST SAVE PERCENTAGE, ONE SEASON (Min. 5 Shots Against): .813  
Mathieu Garon, 2005-06, (13 Saves, 16 Shots)

BEST WINNING PERCENTAGE, CAREER (Min. 7 Games): .556  
Mathieu Garon, 2005-07, (5-4 Career Record)

BEST WINNING PERCENTAGE, ONE SEASON (Min. 3 Games): .800  
**Jonathan Quick**, 2008-09, (4-1 Record)  
Mathieu Garon, 2005-06, (4-1 Record)

ALL-TIME SHOOTOUT RECORD VS. NHL

TEAM	OVERALL	HOME	ROAD
Anaheim	3-4	1-2	2-2
Atlanta	0-1	0-1	—
Boston	—	—	—
Buffalo	—	—	—
Calgary	1-0	1-0	—
Carolina	—	—	—
Chicago	0-1	0-1	—
Colorado	1-1	1-1	—
Columbus	1-0	—	1-0
Dallas	3-2	2-1	1-1
Detroit	0-1	0-1	—
Edmonton	0-3	0-3	—
Florida	—	—	—
Minnesota	2-1	1-1	1-0
Montreal	—	—	—
Nashville	1-0	1-0	—
New Jersey	1-0	1-0	—
NY Islanders	1-0	—	1-0
NY Rangers	—	—	—
Ottawa	—	—	—
Philadelphia	1-0	1-0	—
Phoenix	2-1	1-0	1-1
Pittsburgh	—	—	—
San Jose	1-2	0-1	1-1
St. Louis	1-0	—	1-0
Tampa Bay	0-1	—	0-1
Toronto	—	—	—
Vancouver	1-0	—	1-0
Washington	—	—	—
TOTALS	20-18	10-12	10-6



## KINGS PENALTY SHOTS FOR - REGULAR SEASON

13 MADE, 27 MISSED

No.	Result	Player	Goalie, Opponent, Date
1.	MISSED	Eddie Joyal	vs. Ed Giacomin, NY Rangers, 10/31/67
2.	MADE	Butch Goring	vs. Gilles Villemure, at NY Rangers, 2/13/72
3.	MISSED	Paul Curtis	vs. Bernie Parent, Toronto, 3/25/72
4.	MADE	Phil Hoene	vs. Cesare Maniago, at Minnesota, 12/11/73
5.	MADE	Juha Widing	vs. Dan Bouchard, at Atlanta, 2/10/74
6.	MISSED	Bart Crashley	vs. Ken Dryden, at Montreal, 10/8/75
7.	MADE	Bob Nevin	vs. Tony Esposito, at Chicago, 2/11/76
8.	MISSED	Hartland Monahan	vs. Dan Bouchard, Atlanta, 2/9/78
9.	MISSED	Charlie Simmer	vs. Billy Smith, NY Islanders, 11/24/79
10.	MISSED	Steve Jensen	vs. Glenn Resch, Colorado, 10/15/81
11.	MADE	Marcel Dionne	vs. Tom Barrasso, at Buffalo, 3/9/84
12.	MISSED	Dave Williams	vs. Roberto Romano, Pittsburgh, 1/21/87
13.	MISSED	Marcel Dionne	vs. Alain Chevrier, New Jersey, 1/28/87
14.	MADE	Luc Robitaille	vs. Eldon Reddick, at Winnipeg, 10/25/87
15.	MISSED	Luc Robitaille*	vs. Sean Burke, New Jersey, 2/2/89
16.	MADE	Tomas Sandstrom	vs. Wendell Young, at Pittsburgh, 2/10/90
17.	MISSED	Wayne Gretzky	vs. Peter Ing, at Toronto, 1/5/91
18.	MADE	Luc Robitaille	vs. Kay Whitmore, Hartford, 10/6/92
19.	MADE	Mike Donnelly	vs. Kirk McLean, Vancouver, 11/12/92
20.	MISSED	Luc Robitaille	vs. Jon Casey, Minnesota, 4/3/93
21.	MISSED	Tony Granato	vs. Jocelyn Thibault, at Quebec, 11/25/93
22.	MISSED	Mike Donnelly	vs. Curtis Joseph, at St. Louis, 4/7/94
23.	MADE	Dan Quinn	vs. Mikhail Shtalenkov, at Anaheim, 3/21/95
24.	MISSED	Kevin Stevens	vs. Nikolai Khabibulin, at Winnipeg, 2/26/96
25.	MISSED	Glen Murray	vs. Guy Hebert, at Anaheim, 2/7/98
26.	MISSED	Rob Blake	vs. Dwayne Roloson, Calgary, 4/13/98
27.	MISSED	Ziggy Palffy	vs. Fred Brathwaite, at Calgary, 4/7/01
28.	MISSED	Ziggy Palffy	vs. Manny Fernandez, Minnesota, 10/7/01
29.	MISSED	Ian Laperriere	vs. Jose Theodore, at Montreal, 10/22/01
30.	MISSED	Ziggy Palffy	vs. Evgeni Nabokov, at San Jose, 2/17/03
31.	MISSED	Esa Pirnes	vs. Marc-Andre Fleury, at Pittsburgh, 10/10/03
32.	MISSED	Esa Pirnes	vs. Jocelyn Thibault, at Chicago, 10/12/03
33.	MADE	Joe Corvo	vs. Jimmy Howard, Detroit, 11/28/05
34.	MADE	<b>Alexander Frolov</b>	vs. Andrew Raycroft, at Boston, 1/12/06
35.	MISSED	Sean Avery	vs. John Grahame, Tampa Bay, 1/17/06
36.	MISSED	Ladislav Nagy	vs. Evgeni Nabokov, at San Jose, 11/24/07
37.	MISSED	Jeff Giuliano	vs. Miikka Kiprusoff, Calgary, 2/15/08
38.	MISSED	<b>Alexander Frolov</b>	vs. Roberto Luongo, Vancouver, 10/30/08
39.	MISSED	Patrick O'Sullivan	vs. Steve Mason, Columbus, 12/6/08
40.	MADE	Patrick O'Sullivan	vs. Scott Clemmensen, at New Jersey, 2/7/09

\*Penalty Shot attempted in overtime.

## KINGS PENALTY SHOTS AGAINST - REGULAR SEASON

12 MADE, 34 MISSED

No.	Result	Player	Goalie, Opponent, Date
1.	MISSED	Norm Ullman	vs. Wayne Rutledge, at Toronto, 1/22/70
2.	MISSED	Billy Harris	vs. Rogie Vachon, at NY Islanders, 10/12/72
3.	MISSED	Joey Johnston	vs. Rogie Vachon, at Oakland, 1/2/74
4.	MISSED	Gil Perreault	vs. Rogie Vachon, Buffalo, 2/4/76
5.	MISSED	Dennis Polonich	vs. Rogie Vachon, Detroit, 12/4/76
6.	MISSED	Don Murdoch	vs. Rogie Vachon, at NY Rangers, 1/9/77
7.	MISSED	Dale McCourt	vs. Mario Lessard, Detroit, 11/22/78
8.	MISSED	Al MacAdam	vs. Ron Grahame, at Minnesota, 12/6/78
9.	MISSED	Bengt Gustafsson	vs. Ron Grahame, Washington, 2/12/80
10.	MISSED	Glen Sharpley	vs. Mario Lessard, at Chicago, 2/12/81
11.	MADE	Rick Vaive	vs. Darren Eliot, Toronto, 12/4/86
12.	MADE	Mel Bridgman	vs. Roland Melanson, at Detroit, 3/25/87
13.	MISSED	Joe Mullen#	vs. Al Jensen, Calgary, 3/28/87
14.	MADE	Mario Lemieux	vs. Kelly Hrudey, Pittsburgh, 3/7/89
15.	MADE	Normand Lacombe	vs. Kelly Hrudey, at Philadelphia, 2/5/91
16.	MADE	Paul Ysebaert	vs. Robb Stauber, at Detroit, 11/27/92
17.	MADE	Mikael Andersson	vs. Robb Stauber, Tampa Bay, 12/15/92
18.	MISSED	Mats Sundin	vs. Kelly Hrudey, at Quebec, 2/2/93
19.	MISSED	Craig Janney	vs. Robb Stauber, St. Louis, 3/20/93
20.	MISSED	Pavel Bure	vs. Kelly Hrudey, Vancouver, 10/6/93
21.	MISSED	Alexander Mogilny	vs. Robb Stauber, at Buffalo, 12/17/93
22.	MISSED	Tony Amonte*	vs. Kelly Hrudey, NY Rangers, 1/27/94
23.	MISSED	Sergei Fedorov*	vs. Kelly Hrudey, at Detroit, 2/12/95
24.	MISSED	Dirk Graham	vs. Kelly Hrudey, at Chicago, 3/9/95
25.	MADE	Steve Chiasson	vs. Byron Dafee, at Calgary, 12/11/95
26.	MISSED	Peter Bondra	vs. Stephane Fiset, at Washington, 4/4/98
27.	MADE	Peter Bondra	vs. Stephane Fiset, at Washington, 1/29/99
28.	MADE	Tomas Sandstrom	vs. Stephane Fiset, Anaheim, 2/15/99
29.	MISSED	Todd White	vs. Jamie Storr, at Chicago, 2/26/99
30.	MISSED	Paul Kariya	vs. Stephane Fiset, Anaheim, 3/18/99
31.	MISSED	Mike Ricci	vs. Stephane Fiset, San Jose, 10/24/99
32.	MISSED	Martin Rucinsky	vs. Jamie Storr, at Montreal, 12/11/99
33.	MADE	Sebastien Bordeleau	vs. Felix Potvin, Minnesota, 10/7/01
34.	MISSED	Andrej Nedorost	vs. Cristobal Huet, Columbus, 3/25/03
35.	MISSED	Marcus Nilson	vs. Mathieu Garon, Calgary, 10/23/05
36.	MISSED	David Legwand	vs. Jason LaBarbera, Nashville, 11/5/05
37.	MISSED	Paul Kariya	vs. Jason LaBarbera, at Nashville, 11/24/05
38.	MISSED	Ladislav Nagy	vs. Jason LaBarbera, at Phoenix, 12/29/05
39.	MISSED	Keith Tkachuk	vs. Mathieu Garon, at St. Louis, 3/11/06
40.	MISSED	Stu Barnes	vs. Mathieu Garon, Dallas, 3/16/06
41.	MISSED	Todd White	vs. Dan Cloutier, at Minnesota, 10/25/06
42.	MISSED	Paul Kariya	vs. Dan Cloutier, at Nashville, 12/23/06
43.	MADE	David Legwand	vs. Dan Cloutier, at Nashville, 12/23/06
44.	MISSED	Teemu Selanne	vs. Mathieu Garon, at Anaheim, 3/18/07
45.	MADE	Michal Rozsival	vs. Jason LaBarbera, NY Rangers, 12/17/08
46.	MISSED	Scott Hartnell	vs. <b>Jonathan Quick</b> , Philadelphia, 1/3/09

\*Penalty Shot attempted in overtime.

#Goal scored but disallowed for an illegal stick.



## KINGS ALL-TIME RECORD ON HOMESTANDS OF FOUR OR MORE GAMES

**9-GAMES (1);** 1973-74 (7-0-2).

**8-GAMES (4);** 1968-69 (5-3-0); 1969-70 (3-5-0); 1972-73 (7-1-0); 2000-01 (2-5-1).

**7-GAMES (10);** 1969-70 (2-3-2); 1970-71 (2-3-2); 1974-75 (5-1-1); 1975-76 (3-4-0); 1981-82 (2-3-2); 1984-85 (5-2-0); 1998-99 (4-3-0); 1999-00 (4-2-1); 2003-04 (3-4-0); 2008-09 (3-2-2).

**6-GAMES (21);** 1971-72 (0-6-0); 1971-72 (1-5-0); 1974-75 (2-1-3); 1976-77 (3-2-1); 1978-79 (3-3-0); 1978-79 (3-2-1); 1978-79 (3-1-2); 1980-81 (4-2-0); 1980-81 (2-4-0); 1982-83 (3-3-0); 1986-87 (3-2-1); 1987-88 (3-3-0); 1990-91 (5-0-1); 1990-91 (1-3-2); 1991-92 (2-2-2); 1993-94 (4-1-1); 1997-98 (3-3-0); 1997-98 (4-2-0); 2000-01 (3-1-2); 2006-07 (2-3-1); 2007-08 (3-3-0).

**5-GAMES (51);** 1967-68 (3-2-0); 1967-68 (2-2-1); 1968-69 (3-2-0); 1968-69 (3-2-0); 1968-69 (3-2-0); 1969-70 (2-3-0); 1970-71 (3-2-0); 1971-72 (1-3-1); 1972-73 (2-1-2); 1975-76 (2-1-1); 1975-76 (2-3-0); 1975-76 (2-2-1); 1976-77 (0-4-1); 1977-78 (2-1-2); 1977-78 (2-3-0); 1977-78 (1-2-2); 1981-82 (2-3-0); 1981-82 (3-2-0); 1981-82 (2-2-1); 1982-83 (3-2-0); 1985-86 (1-3-1); 1986-87 (3-2-0); 1986-87 (4-1-0); 1987-88 (1-4-0); 1987-88 (1-3-1); 1988-89 (4-1-0); 1988-89 (4-1-0); 1988-89 (3-1-1); 1988-89 (1-3-1); 1989-90 (3-1-1); 1989-90 (1-3-1); 1989-90 (4-1-0); 1990-91 (5-0-0); 1991-92 (3-1-1); 1991-92 (2-2-1); 1992-93 (4-1-0); 1992-93 (1-3-1); 1993-94 (2-3-0); 1995-96 (0-4-1); 1996-97 (1-3-1); 1996-97 (1-3-1); 1997-98 (2-2-1); 1999-2000 (3-1-1); 2000-01 (2-1-2); 2001-02 (2-3-0); 2001-02 (2-2-1); 2002-03 (2-3-0); 2003-04 (1-4-0); 2005-06 (4-1-0); 2005-06 (2-3-0); 2006-07 (2-2-1).

**4-GAMES (71);** 1967-68 (3-1-0); 1967-68 (2-1-1); 1969-70 (1-3-0); 1970-71 (3-1-0); 1971-72 (2-2-0); 1972-73 (3-0-1); 1972-73 (2-2-0); 1973-74 (0-4-0); 1974-75 (3-0-1); 1974-75 (2-1-1); 1974-75 (2-2-0); 1975-76 (4-0-0); 1975-76 (1-1-2); 1976-77 (3-1-0); 1976-77 (3-1-0); 1977-78 (2-2-0); 1977-78 (1-2-1); 1978-79 (2-1-1); 1978-79 (1-2-1); 1979-80 (3-0-1); 1979-80 (1-1-2); 1979-80 (2-1-1); 1979-80 (1-3-0); 1980-81 (4-0-0); 1980-81 (1-1-2); 1981-82 (2-2-0); 1982-83 (1-3-0); 1983-84 (2-1-1); 1983-84 (3-0-1); 1983-84 (0-4-0); 1983-84 (1-2-1); 1983-84 (2-0-2); 1984-85 (2-2-0); 1984-85 (3-1-0); 1984-85 (2-0-2); 1985-86 (1-3-0); 1985-86 (2-2-0); 1985-86 (0-4-0); 1985-86 (0-3-1); 1986-87 (2-1-1); 1986-87 (1-3-0); 1987-88 (3-1-0); 1987-88 (3-1-0); 1988-89 (2-2-0); 1988-89 (3-0-1); 1989-90 (2-2-0); 1989-90 (2-2-0); 1989-90 (2-1-1); 1992-93 (1-2-1); 1992-93 (3-1-0); 1993-94 (1-3-0); 1994-95 (2-2-0); 1995-96 (2-1-1); 1996-97 (3-1-0); 1996-97 (4-0-0); 1998-99 (0-3-1); 1998-99 (1-3-0); 1998-99 (2-2-0); 2000-01 (2-2-0); 2001-02 (3-0-1); 2002-03 (0-2-1-1); 2003-04 (2-1-1); 2005-06 (2-2-0); 2005-06 (2-1-1); 2005-06 (4-0-0); 2006-07 (2-1-1); 2006-07 (2-2-0); 2007-08 (3-1-0); 2008-09 (2-2-0); 2008-09 (2-0-2); 2008-09 (1-3-0).

**TIMES THE KINGS HAVE SWEEPED A 3-GAME HOMESTAND (14);** 1968-69; 1974-75; 1979-80; 1982-83; 1988-89; 1989-90; 1990-91 (2); 1991-92; 1992-93; 2000-01; 2001-02; 2002-03, 2008-09.

**TIMES THE KINGS HAVE BEEN SWEEPED ON A 3-GAME HOMESTAND (6);** 1973-74; 1979-80; 1985-86; 1993-94; 1999-2000; 2002-03.

## KINGS ALL-TIME RECORD ON ROAD TRIPS OF FOUR OR MORE GAMES

**9-GAMES (1);** 1969-70 (1-7-1).

**8-GAMES (5);** 1969-70 (1-7-0); 1970-71 (2-4-2); 1978-79 (4-4-0); 2002-03 (2-3-1-2); 2007-08 (4-3-1).

**7-GAMES (13);** 1971-72 (0-4-3); 1973-74 (3-3-1); 1974-75 (6-1-0); 1975-76 (3-4-0); 1976-77 (1-6-0); 1977-78 (1-3-3); 1979-80 (3-2-2); 1981-82 (0-5-2); 1982-83 (1-5-1); 1987-88 (2-4-1); 1991-92 (4-2-1); 1993-94 (2-4-1); 1999-00 (4-3-0).

**6-GAMES (20);** 1967-68 (2-2-2); 1967-68 (3-3-0); 1968-69 (1-4-1); 1971-72 (1-5-0); 1972-73 (1-5-0); 1972-73 (1-5-0); 1977-78 (1-4-1); 1980-81 (1-3-2); 1983-84 (1-3-2); 1985-86 (2-4-0); 1986-87 (4-2-0); 1988-89 (4-2-0); 1989-90 (2-4-0); 1989-90 (2-3-1); 1990-91 (3-3-0); 1992-93 (2-3-1); 1992-93 (3-1-2); 1997-98 (2-4-0); 2001-02 (1-4-0-1); 2008-09 (2-3-1).

**5-GAMES (52);** 1967-68 (0-5-0); 1968-69 (0-4-1); 1972-73 (1-3-1); 1973-74 (0-4-1); 1974-75 (2-0-3); 1974-75 (2-2-1); 1976-77 (1-2-2); 1976-77 (4-1-0); 1977-78 (3-2-0); 1978-79 (2-3-0); 1979-80 (2-3-0); 1979-80 (1-4-0); 1980-81 (3-2-0); 1981-82 (1-3-1); 1981-82 (2-2-1); 1982-83 (0-5-0); 1984-85 (1-2-2); 1985-86 (2-2-1); 1985-86 (3-1-1); 1985-86 (3-2-0); 1985-86 (1-4-0); 1986-87 (0-5-0); 1986-87 (2-2-1); 1986-87 (0-5-0); 1987-88 (0-5-0); 1987-88 (2-2-1); 1987-88 (2-3-0); 1988-89 (3-2-0); 1988-89 (1-3-1); 1989-90 (3-2-0); 1990-91 (1-2-2); 1990-91 (4-1-0); 1990-91 (2-3-0); 1992-93 (2-3-0); 1993-94 (1-4-0); 1994-95 (3-2-0); 1995-96 (2-2-1); 1995-96 (0-5-0); 1997-98 (0-2-3); 1997-98 (3-1-1); 1998-99 (2-2-1); 1998-99 (2-2-1); 1998-99 (1-4-0); 1999-00 (3-1-1); 2000-01 (2-3-0); 2001-02 (4-1-0); 2002-03 (2-1-1-1); 2002-03 (2-3-0); 2003-04 (1-1-1-2); 2006-07 (2-1-2); 2008-09 (4-1-0); 2008-09 (1-4-0).

**4-GAMES (77);** 1967-68 (1-3-0); 1968-69 (1-2-1); 1968-69 (0-3-1); 1969-70 (0-1-3); 1970-71 (0-4-0); 1970-71 (0-2-2); 1971-72 (0-4-0); 1971-72 (0-4-0); 1972-73 (0-3-1); 1973-74 (0-2-2); 1973-74 (2-2-0); 1973-74 (1-1-2); 1975-76 (0-4-0); 1975-76 (1-1-2); 1977-78 (1-2-1); 1978-79 (1-3-0); 1978-79 (2-1-1); 1978-79 (1-3-0); 1979-80 (1-3-0); 1979-80 (1-3-0); 1979-80 (1-3-0); 1980-81 (2-1-1); 1980-81 (3-1-0); 1980-81 (3-0-1); 1981-82 (2-2-0); 1982-83 (2-1-1); 1982-83 (2-1-1); 1982-83 (0-3-1); 1983-84 (3-1-0); 1983-84 (0-4-0); 1984-85 (0-3-1); 1984-85 (2-1-1); 1984-85 (0-2-2); 1984-85 (3-1-0); 1987-88 (1-2-1); 1988-89 (2-2-0); 1988-89 (0-3-1); 1988-89 (2-2-0); 1989-90 (1-3-0); 1989-90 (0-4-0); 1990-91 (2-1-1); 1990-91 (1-2-1); 1991-92 (1-3-0); 1991-92 (2-1-1); 1991-92 (2-2-0); 1991-92 (1-2-1); 1992-93 (2-2-0); 1993-94 (0-4-0); 1993-94 (1-2-1); 1994-95 (2-0-2); 1995-96 (0-3-1); 1995-96 (0-3-1); 1996-97 (2-0-2); 1996-97 (0-4-0); 1996-97 (1-3-0); 1996-97 (0-3-1); 1997-98 (1-2-1); 1998-99 (1-3-0); 1999-00 (1-3-0); 2000-01 (3-1-0); 2000-01 (2-2-0); 2000-01 (3-1-0); 2001-02 (1-1-2); 2001-02 (2-1-1); 2001-02 (0-3-1); 2003-04 (3-0-0-1); 2003-04 (1-1-0-2); 2003-04 (1-0-2-1); 2003-04 (0-3-0-1); 2005-06 (2-1-1); 2005-06 (1-3-0); 2005-06 (1-3-0); 2005-06 (0-2-2); 2005-06 (2-2-0); 2006-07 (0-4-0); 2006-07 (0-1-3); 2007-08 (0-3-1).

**KINGS BEST 3-GAME TRIPS;** 1984-85 (3-0-0); 1997-98 (2-0-1); 1999-00 (2-0-1); 1999-00 (2-0-1); 2005-06 (2-0-1); 2008-09 (2-0-1).

**NOTES:** In 1984-85 the Kings played eight consecutive games on the road, however, after the first four games at Washington, Montreal, the NY Islanders and Chicago the club returned to L.A. for three days before leaving to play another four games at Edmonton, Winnipeg (2) and Vancouver. This is counted as two four-game trips.

In 2003-04 the Kings played seven consecutive road games, however, after the first two at Edmonton and Calgary the Kings had a full week off for the All-Star break and then embarked on a five-game trip to Minnesota, Columbus, Buffalo, New Jersey and the NY Islanders.





## KINGS YEAR-BY-YEAR SITUATIONAL STATS

	HOME	ROAD	VS. DIVISION	1-GOAL GAMES	SCORING 1ST GOAL	ALLOWING 1ST GOAL	LEADING AFTER 2		
1967-68	20-13-4	11-20-6	21-21-8	5-6	—	—	—		
1968-69	19-14-5	5-28-5	14-18-8	7-4	—	—	—		
1969-70	12-22-4	2-30-6	10-23-7	4-10	—	—	—		
1970-71	17-14-8	8-26-5	14-18-4	4-4	—	—	—		
1971-72	14-23-2	6-26-7	8-25-3	1-8	—	—	—		
1972-73	21-11-7	10-25-4	17-16-5	4-8	—	—	—		
1973-74	22-13-4	11-20-8	21-13-4	9-7	—	—	—		
1974-75	22-7-11	20-10-10	14-3-7	5-4	—	—	—		
1975-76	22-13-5	16-20-4	10-11-3	9-7	—	—	—		
1976-77	20-13-7	14-18-8	13-6-5	6-12	—	—	—		
1977-78	18-16-6	13-18-9	10-9-5	3-7	—	—	—		
1978-79	20-13-7	14-21-5	14-12-6	7-5	—	—	—		
1979-80	18-13-9	12-23-5	5-7-4	9-5	—	—	—		
1980-81	22-11-7	21-13-6	7-6-3	11-5	—	—	—		
1981-82	19-15-6	5-26-9	11-13-8	7-9	13-11-5	11-30-10	17-6-3		
1982-83	20-13-7	7-28-5	9-17-6	6-5	19-16-5	8-25-7	24-5-2		
1983-84	13-19-8	10-25-5	9-18-5	7-10	17-11-5	6-33-8	18-2-4		
1984-85	20-14-6	14-18-8	12-14-6	12-11	24-11-7	10-21-7	27-5-8		
1985-86	9-27-4	14-22-4	7-20-5	12-10	14-12-4	9-37-4	14-1-2		
1986-87	20-17-3	11-24-5	10-19-3	11-14	18-16-5	13-25-3	22-7-2		
1987-88	19-18-3	11-24-5	12-17-3	11-12	18-11-3	12-31-5	24-3-1		
1988-89	25-12-3	17-19-4	12-16-4	12-8	24-13-4	18-18-3	30-3-3		
1989-90	21-16-3	13-23-4	11-15-6	8-11	26-10-1	8-29-6	22-5-1		
1990-91	26-9-5	20-15-5	19-9-4	9-11	35-10-8	11-14-2	39-2-4		
1991-92	20-11-9	15-20-5	16-13-6	10-7	19-11-7	16-20-7	28-2-7		
1992-93	22-15-5	17-20-5	17-16-4	9-8	31-11-3	8-24-7	29-2-5		
1993-94	18-19-5	9-26-7	12-14-6	9-15	16-15-7	11-30-4	21-4-6		
1994-95	7-11-6	9-12-3	5-15-4	6-3	12-7-4	4-16-5	14-0-3		
1995-96	16-16-9	8-24-9	10-14-8	12-14	16-13-7	8-27-11	17-3-3		
1996-97	18-16-7	10-27-4	12-16-4	8-13	23-11-4	5-32-6	23-2-2		
1997-98	22-16-3	16-17-8	19-11-2	14-13	31-5-2	7-28-9	28-0-5		
1998-99	18-20-3	14-25-2	6-18-0	16-19	25-9-4	7-36-1	23-4-1		
1999-00	21-13-5-2	18-14-7-2	8-10-3-3	15-12	24-7-6-1	15-20-6-3	29-1-2-1		
2000-01	20-12-7-2	18-16-5-2	8-7-4-1	11-12	30-7-9-2	8-21-3-1	31-1-2-2		
2001-02	22-12-6-1	18-15-5-3	10-4-4-2	16-16	27-7-5-3	13-20-6-1	26-1-1-1		
2002-03	19-19-2-1	14-18-4-5	10-9-1-0	14-20	22-14-4-2	11-23-1-3	25-3-1-2		
2003-04	15-16-9-1	13-13-7-8	9-9-5-1	11-20	24-8-7-5	4-21-9-4	24-1-6-3		
2004-05		N	O	S	E	A	S	O	N
2005-06	26-14-1	16-21-4	14-14-4	23-17	25-11-4	17-24-1	25-3-0		
2006-07	16-16-9	11-25-5	10-18-4	11-24	17-12-8	10-29-6	17-2-5		
2007-08	17-22-3	15-22-4	12-18-2	10-20	17-11-5	15-32-2	22-2--0		
2008-09	18-15-8	16-22-3	10-10-4	20-23	26-9-4	8-28-7	24-4-2		

## KINGS YEAR-BY-YEAR SITUATIONAL STATS

	TRAILING AFTER 2	SHOTS/GM FOR	SHOTS/GM AGAINST	OVERTIME RECORD	INJ	GF (RANK)	GA (RANK)		
1967-68	—	—	—	—	—	200 (7)	224 (10)		
1968-69	—	—	—	—	—	185 (11)	260 (10)		
1969-70	—	—	—	—	—	168 (12)	290 (12)		
1970-71	—	—	—	—	—	239 (6)	303 (12)		
1971-72	—	—	—	—	—	206 (11)	305 (12)		
1972-73	—	—	—	—	—	232 (13)	245 (9)		
1973-74	—	—	—	—	—	233 (11)	231 (5)		
1974-75	—	—	—	—	—	269 (T-10)	185 (2)		
1975-76	—	—	—	—	—	263 (9)	265 (8)		
1976-77	—	—	—	—	—	271 (8)	241 (6)		
1977-78	—	—	—	—	—	243 (12)	245 (8)		
1978-79	—	—	—	—	—	292 (6)	286 (10)		
1979-80	—	—	—	—	—	290 (10)	313 (T-17)		
1980-81	—	—	—	—	—	337 (3)	290 (7)		
1981-82	3-29-6	32	30.5	—	—	314 (14)	369 (20)		
1982-83	0-33-4	33.4	30.6	—	—	308 (11)	365 (19)		
1983-84	2-35-4	30.9	31.7	1-3-13	—	309 (11)	376 (19)		
1984-85	4-24-4	31.9	30.2	3-2-14	—	339 (6)	326 (15)		
1985-86	3-42-2	30.3	35.2	3-3-8	201	284 (18)	389 (20)		
1986-87	5-26-3	30.9	31.1	2-2-8	200	318 (T-2)	341 (20)		
1987-88	1-33-4	30.8	32.1	1-3-8	269	318 (5)	359 (21)		
1988-89	5-24-3	31.6	33.7	6-1-7	214	376 (1)	335 (T-16)		
1989-90	5-26-4	29.7	31	3-2-7	198	338 (2)	337 (18)		
1990-91	2-17-3	29.5	30.1	4-2-10	228	340 (3)	254 (4)		
1991-92	3-24-3	30.2	33.3	0-0-9	192	287 (10)	296 (14)		
1992-93	2-29-2	34	34.4	2-1-10	251	338 (5)	340 (21)		
1993-94	3-37-1	33	36.3	3-3-12	165	294 (T-6)	322 (24)		
1994-95	1-21-5	30.1	34.8	0-0-9	206	142 (10)	174 (T-23)		
1995-96	2-32-6	30.1	35.4	3-2-18	380	256 (11)	302 (23)		
1996-97	1-37-3	29	33.9	0-3-11	349	214 (T-23)	268 (20)1		
1997-98	3-26-3	26.8	30.3	3-2-11	178	227 (8)	225 (T-18)		
1998-99	3-30-0	28.2	30	5-2-5	335	189 (25)	222 (16)		
1999-00	3-21-1-2	29.5	27.9	5-4-12	244	245 (5)	228 (17)		
2000-01	1-22-2-1	27.9	26.3	3-3-13	196	252 (6)	228 (17)		
2001-02	4-20-4-1	25.7	25	3-4-11	211	214 (16)	190 (6)		
2002-03	3-31-1-2	27.7	26.1	6-7-6	536	203 (22)	221 (15)		
2003-04	1-24-3-3	28.6	27	2-9-16	629	205 (18)	217 (20)		
2004-05		N	O	S	E	A	S	O	N
2005-06	10-23-1	29.2	30	10-5	369	249 (18)	270 (23)		
2006-07	3-32-5	31.0	29.8	6-14	181	227 (21)	283 (27)		
2007-08	5-34-3	28.6	32.0	7-7	193	231 (T-12)	266 (28)		
2008-09	4-28-4	30.0	28.1	8-11	153	207 (28)	234 (11)		



KINGS ALL-TIME HIGHEST SCORING GAMES (FOR AND AGAINST)

12-GOAL GAMES (FOR)

11/29/84, KINGS 12 vs. Vancouver 1

11-GOAL GAMES (FOR)

11/8/92, KINGS 11 at San Jose 4  
2/18/89, KINGS 11 vs. Quebec 3  
1/20/81, KINGS 11 vs. Detroit 4  
4/6/74, KINGS 11 vs. Vancouver 1

10-GOAL GAMES (FOR)

10/9/93, KINGS 10 vs. Detroit 3  
2/16/93, KINGS 10 at Minnesota 5  
1/21/87, KINGS 10 vs. Pittsburgh 5  
10/31/84, KINGS 10 at Vancouver 3  
10/15/81, KINGS 10 vs. Colorado 2  
3/14/81, KINGS 10 vs. Minnesota 4  
12/4/78, KINGS 10 vs. Washington 2

9-GOAL GAMES (FOR)

1/1/08, KINGS 9 vs. Chicago 2  
11/16/95, KINGS 9 vs. NY Islanders 2  
12/11/93, KINGS 9 vs. St. Louis 1  
3/29/93, KINGS 9 at Detroit 3  
12/28/91, KINGS 9 at Edmonton 4  
2/2/91, KINGS 9 vs. Vancouver 1  
3/24/90, KINGS 9 vs. St. Louis 3  
1/18/90, KINGS 9 vs. Detroit 4  
12/19/89, KINGS 9 vs. Winnipeg 5  
1/14/89, KINGS 9 vs. Hartford 6  
12/1/88, KINGS 9 vs. Toronto 3  
11/29/88, KINGS 9 vs. New Jersey 3  
3/30/88, KINGS 9 vs. Calgary 7  
3/26/88, KINGS 9 vs. Chicago 5  
11/29/86, KINGS 9 vs. New Jersey 6  
2/1/86, KINGS 9 at Winnipeg 6  
1/17/86, KINGS 9 at Vancouver 7  
3/24/84, KINGS 9 vs. Detroit 7  
12/30/83, KINGS 9 at Hartford 3  
1/11/83, KINGS 9 at Washington 7  
3/27/82, KINGS 9 vs. Colorado 4  
3/17/82, KINGS 9 vs. Calgary 4  
10/20/81, KINGS 9 at NY Islanders 6  
12/22/79, KINGS 9 vs. Edmonton 3  
1/1/76, KINGS 9 at Buffalo 6  
12/27/75, KINGS 9 vs. Kansas City 4  
11/4/72, KINGS 9 vs. NY Islanders 2  
4/1/72, KINGS 9 vs. California 4  
12/26/70, KINGS 9 vs. California 3  
3/7/68, KINGS 9 vs. Oakland 2

12-GOAL GAMES (AGAINST)

None

11-GOAL GAMES (AGAINST)

10/17/88, KINGS 4 at Calgary 11  
11/25/86, KINGS 5 at Vancouver 11  
1/6/83, KINGS 3 at Montreal 11  
11/25/81, KINGS 4 at Edmonton 11  
11/14/71, KINGS 2 at Boston 11

10-GOAL GAMES (AGAINST)

1/14/06, KINGS 1 at Buffalo 10  
2/13/93, KINGS 3 vs. Washington 10  
12/29/92, KINGS 2 vs. Philadelphia 10  
12/6/87, KINGS 3 at Washington 10  
11/13/87, KINGS 7 at Calgary 10  
3/30/83, KINGS 5 at Winnipeg 10  
12/27/81, KINGS 3 at Edmonton 10  
11/5/81, KINGS 2 at Detroit 10  
1/8/72, KINGS 2 at Montreal 10

9-GOAL GAMES (AGAINST)

2/13/96, KINGS 4 at Detroit 9  
2/21/92, KINGS 7 at Calgary 9  
10/31/90, KINGS 4 at NY Rangers 9  
3/2/90, KINGS 3 at Winnipeg 9  
3/18/89, KINGS 3 vs. Calgary 9  
10/11/87, KINGS 2 vs. Edmonton 9  
3/6/87, KINGS 3 at Edmonton 9  
12/20/85, KINGS 4 at Edmonton 9  
11/27/85, KINGS 0 vs. Hartford 9  
10/13/85, KINGS 2 vs. Calgary 9  
12/8/84, KINGS 7 at Montreal 9  
11/24/84, KINGS 5 vs. Winnipeg 9  
3/17/84, KINGS 1 at Edmonton 9  
2/28/84, KINGS 1 at Calgary 9  
1/16/84, KINGS 3 at Minnesota 9  
3/26/83, KINGS 3 vs. Edmonton 9  
11/7/81, KINGS 4 vs. Toronto 9  
10/25/81, KINGS 4 at Winnipeg 9  
1/27/80, KINGS 1 at Buffalo 9  
12/6/79, KINGS 4 at Philadelphia 9  
3/10/79, KINGS 4 at Toronto 9  
3/12/78, KINGS 3 at Boston 9  
10/8/75, KINGS 0 at Montreal 9  
1/14/71, KINGS 5 at Boston 9  
1/26/69, KINGS 3 at Chicago 9  
12/31/67, KINGS 1 at Philadelphia 9

BEST MONTHS IN KINGS HISTORY

OCTOBER			NOVEMBER			DECEMBER		
PTS	RECORD	YEAR	PTS	RECORD	YEAR	PTS	RECORD	YEAR
19	9-3-1	1990	20	10-4-0	1988	19	8-4-3	1980
18	8-3-2	1999	19	9-3-1	1992	19	9-5-1	2005
17	7-3-3	1991	18	9-3-0	1984	18	7-4-4	2001
16	8-4-0	2005	18	9-5-0	1980	18	8-3-2	1974
16	8-4-0	1975				17	8-4-1	1986
16	6-1-4	1974				17	8-5-1	1988
JANUARY			FEBRUARY			MARCH		
PTS	RECORD	YEAR	PTS	RECORD	YEAR	PTS	RECORD	YEAR
22	11-3-0	2002	22	10-2-2	1991	21	9-2-3	1981
20	9-3-2	1975	20	9-4-2	1992	21	8-2-4-1	2001
18	9-5-0	1991	17	7-3-3	1983	20	9-2-2	1974
18	5-2-7-1	2004	17	8-4-1	2000	19	8-4-3	1977
17	8-6-1	1976	14	7-6-0	1988	19	8-4-3	1991
17	7-5-3	1981	14	7-5-0	2003			
			14	6-5-2	2009			

Bold/Italic=Best winning pct./one month.

BEST WINNING PCT./ONE MONTH

PCT	RECORD	YEAR
.785	11-3-0	2002/JAN
.785	10-2-2	1991/FEB
.769	9-2-2	1974/MAR
.750	9-3-0	1984/NOV
.750	9-2-3	1981/MAR

MOST WINS/ONE MONTH

WINS	MONTH	YEAR
11	JAN	2002
10	FEB	1991
10	NOV	1988



## THE LAST TIME...

### THE LAST TIME THE KINGS HAD BACK-TO-BACK SHUTOUTS:

4/1/06, 1-0 vs. Dallas (Garon); 4/3/06, 1-0 vs. Vancouver (Garon)  
12/10/02, 3-0 at Nashville (Potvin); 12/11/02, 3-0 at Dallas (Storr)  
3/29/01, 3-0 vs. Columbus (Potvin); 3/31/01, 4-0 vs. Colorado (Potvin)  
2/19/77, 2-0 vs. Boston (Vachon); 2/22/77, 4-0 vs. St. Louis (Vachon)  
10/28/75, 6-0 vs. Washington (Vachon); 10/30/75, 4-0 vs. Pittsburgh (Vachon)  
3/1/73, 2-0 at Philadelphia (Vachon); 3/3/73, 2-0 vs. St. Louis (Vachon)  
10/18/69, 5-0 vs. Oakland (Desjardins); 10/22/69, 2-0 vs. Pittsburgh (Desjardins)  
1/1/69, 0-0 vs. St. Louis (Desjardins); 1/5/69, 0-0 at Oakland (Desjardins)

*NOTES: The Kings have posted back-to-back shutouts eight times in team history and seven times with the same goalie. The only time in team history the Kings have posted back-to-back shutouts on the road occurred during the 2002-03 season (see above for details).*

### THE LAST TIME THE KINGS HAD THREE STRAIGHT SHUTOUTS AT HOME:

3/26/01, 0-0 vs. San Jose (Potvin); 3/29/01, 3-0 vs. Columbus (Potvin); 3/31/01, 4-0 vs. Colorado (Potvin)

*NOTES: The Kings have only recorded three straight shutouts at home once in team history. The Kings have never recorded three straight shutouts and the Kings have never recorded three straight shutouts on the road.*

### THE LAST TIME THE KINGS WERE SHUTOUT IN BACK-TO-BACK GAMES:

3/24/09, 0-2 at St. Louis; 3/26/09, 1-0 (SO win) at Dallas  
11/17/07, 0-1 vs. Phoenix; 11/19/07, 0-3 at Dallas  
3/24/02, 0-4 at Phoenix; 3/26/02, 0-4 at Vancouver  
2/18/01, 0-3 at Chicago; 2/20/01, 0-5 at Edmonton  
10/30/98, 0-3 vs. Tampa Bay; 11/1/98, 0-3 vs. Phoenix  
4/1/98, 0-4 at Buffalo; 4/2/98, 0-3 at Philadelphia  
10/8/75, 0-9 at Montreal; 10/11/75, 0-7 at NY Islanders  
3/15/75, 0-3 at Montreal; 3/16/75, 0-3 at Philadelphia  
10/16/71, 0-1 vs. Philadelphia; 10/17/71, 0-4 at Chicago  
2/14/71, 0-4 at Detroit; 2/17/71, 0-4 vs. Philadelphia  
1/1/69, 0-0 vs. St. Louis; 1/5/69, 0-0 at Oakland;  
1/7/69, 0-5 at St. Louis (2 Occasions)  
12/13/67, 0-4 at Minnesota; 12/15/67, 0-3 vs. Minnesota

### THE LAST TIME THE KINGS WERE SHUTOUT IN THREE STRAIGHT GAMES:

1/1/69, 0-0 vs. St. Louis; 1/5/69, 0-0 at Oakland;  
1/7/69, 0-5 at St. Louis

*NOTES: The Kings have never been shutout in four straight games.*

### THE LAST TIME THE KINGS WERE INVOLVED IN FOUR STRAIGHT SHUTOUT GAMES:

2/16/01, 4-0 at Minnesota; 2/18/01, 0-3 at Chicago;  
2/20/01, 0-5 at Edmonton; 2/22/01, 2-0 at Calgary; (2-2-0 Record)  
10/27/98, 0-1 at NY Islanders; 10/28/98, 4-0 at New Jersey; 10/30/98, 0-3 vs. Tampa Bay;  
11/1/98, 0-3 vs. Phoenix; (1-3-0 Record)

*NOTES: Only twice in team history have the Kings been involved in four straight shutout games.*

### THE LAST TIME THE KINGS SCORED SIX POWER-PLAY GOALS IN A GAME:

11/29/84 vs. Vancouver, 12-1 Win.  
The Kings went 6-for-8.

### THE LAST TIME THE KINGS ALLOWED SIX POWER-PLAY GOALS IN A GAME:

Never

### THE LAST TIME THE KINGS SCORED FIVE POWER-PLAY GOALS IN A GAME:

1/1/08 vs. Chicago, 9-2 Win.  
The Kings went 5-for-7.  
1/6/96 vs. San Jose, 7-1 Win.  
The Kings went 5-for-8.

### THE LAST TIME THE KINGS ALLOWED FIVE POWER-PLAY GOALS IN A GAME:

2/7/06 at Minnesota, 5-1 Loss.  
The Wild went 5-for-10.  
10/11/87 at Edmonton, 9-2 Loss.  
The Oilers went 5-for-7.

### THE LAST TIME THE KINGS SCORED FOUR POWER-PLAY GOALS IN A GAME:

2/16/09 vs. Atlanta, 7-6 Shootout Loss.  
The Kings went 4-for-8.  
1/1/08 vs. Chicago, 9-2 Win.  
The Kings went 5-for-7.  
12/6/07 vs. Buffalo, 8-2 Win.  
The Kings went 4-for-6.  
10/19/06 at Phoenix, 4-0 Win.  
The Kings went 4-for-12.

### THE LAST TIME THE KINGS ALLOWED FOUR POWER-PLAY GOALS IN A GAME:

3/20/08 at Phoenix, 6-5 Shootout Win.  
The Coyotes went 4-for-6.  
11/24/06 at Dallas, 5-3 Loss.  
The Stars went 4-for-7.

### THE KINGS MOST CONSECUTIVE PENALTIES KILLED:

46 – (12/26/01-1/19/02). The streak ended on a power-play goal by Adrian Aucoin of the NY Islanders. The goal was scored on the Islanders third power-play chance of the game on 1/19/02.

### THE KINGS MOST CONSECUTIVE GAMES SCORING AT LEAST ONE POWER-PLAY GOAL:

12 – (11/19/87-12/10/87). The Kings scored 27 power-play goals in 73 chances during the streak (37 percent).

## THE LAST TIME...

### THE LAST TIME THE KINGS SCORED THREE SHORT-HANDED GOALS IN A GAME:

4/11/98 vs. Colorado, 4-3 Win. Yanic Perreault, Russ Courtnall and Glen Murray scored the goals for the Kings.

### THE LAST TIME THE KINGS SCORED TWO SHORT-HANDED GOALS IN A GAME:

11/13/05 at Columbus, 8-2 Win. **Alexander Frolov** and Craig Conroy scored the goals for the Kings.

### THE LAST TIME A KING HAD AT LEAST A GOAL IN 13-STRAIGHT GAMES:

Charlie Simmer – (11/27/79-12/29/79).  
Simmer scored 17 goals during the streak, a modern NHL record.

### THE LAST TIME A KING HAD AT LEAST A GOAL IN 12-STRAIGHT GAMES:

Charlie Simmer – (11/27/79-12/29/79).  
Simmer's streak ended at 13 games (see above).

### THE LAST TIME A KING HAD AT LEAST A GOAL IN 11-STRAIGHT GAMES:

Charlie Simmer – (11/27/79-12/29/79).  
Simmer's streak ended at 13 games (see above).

### THE LAST TIME A KING HAD AT LEAST A GOAL IN 10-STRAIGHT GAMES:

Luc Robitaille – (2/27/93-3/20/93).  
Robitaille had 15 goals during the streak.

### THE LAST TIME A KING HAD AT LEAST A GOAL IN NINE-STRAIGHT GAMES:

Luc Robitaille – (2/27/93-3/20/93).  
Robitaille's streak ended at 10-games (see above).

### THE LAST TIME A KING HAD AT LEAST A GOAL IN EIGHT-STRAIGHT GAMES:

Luc Robitaille – (2/27/93-3/20/93).  
Robitaille's streak ended at 10-games (see above).

### THE LAST TIME A KING HAD AT LEAST A GOAL IN SEVEN-STRAIGHT GAMES:

Luc Robitaille – (2/27/93-3/20/93).  
Robitaille's streak ended at 10-games (see above).

### THE LAST TIME A KING HAD AT LEAST A GOAL IN SIX-STRAIGHT GAMES:

Luc Robitaille – (2/27/93-3/20/93).  
Robitaille's streak ended at 10-games (see above).

### THE LAST TIME A KING HAD AT LEAST A GOAL IN FIVE-STRAIGHT GAMES:

**Dustin Brown** – (1/17/09-1/31/09).  
Brown had six goals during the streak.  
Michael Cammalleri – (12/21/05-12/29/05).  
Cammalleri had seven goals during the streak.

### THE LAST TIME A KING HAD A 23-GAME ASSIST STREAK:

Wayne Gretzky – (2/8/91-3/24/91). Gretzky had an NHL record 48 assists during the streak.

### THE LAST TIME A KING HAD A 10-GAME ASSIST STREAK:

Wayne Gretzky – (2/8/91-3/24/91).  
Gretzky's streak ended at 23 games (see above).

### THE LAST TIME A KING HAD A NINE-GAME ASSIST STREAK:

Lubomir Visnovsky – (12/10/05-12/28/05).  
Visnovsky had 11 assists during the streak.

### THE LAST TIME A KING HAD AN EIGHT-GAME ASSIST STREAK:

Lubomir Visnovsky – (12/10/05-12/28/05).  
Visnovsky's streak ended at nine games (see above).

### THE LAST TIME A KING HAD A SEVEN-GAME ASSIST STREAK:

**Dustin Brown** – (11/28/07-12/10/07).  
Brown had seven assists during the streak.  
Patrick O'Sullivan – (3/11/07-3/23/07).  
O'Sullivan had eight assists during the streak.

### THE LAST TIME A KING HAD A SIX-GAME ASSIST STREAK:

**Dustin Brown** – (11/28/07-12/10/07).  
Brown's streak ended at seven games (see above).  
Patrick O'Sullivan – (3/11/07-3/23/07).  
O'Sullivan's streak ended at seven games (see above).

### THE LAST TIME A KING HAD A FIVE-GAME ASSIST STREAK:

Patrick O'Sullivan – (12/6/08-12/15/08).  
O'Sullivan had six assists during the streak.  
Ladislav Nagy – (12/22/07-1/1/08).  
Nagy had seven assists during the streak.  
**Dustin Brown** – (11/28/07-12/10/07).  
Brown's streak ended at seven games (see above).  
Patrick O'Sullivan – (3/11/07-3/23/07).  
O'Sullivan's streak ended at seven games (see above).

### THE LAST TIME A KING HAD A 25-GAME POINT SCORING STREAK:

Wayne Gretzky – (2/8/91-3/28/91).  
Gretzky had 57 points (8-49=57) during the streak.

### THE LAST TIME A KING HAD A 16-GAME POINT SCORING STREAK:

Wayne Gretzky – (2/8/91-3/28/91).  
Gretzky's streak ended with a club record 25-game point streak (see above).

### THE LAST TIME A KING HAD A 15-GAME POINT SCORING STREAK:

Luc Robitaille – (1/31/00-3/2/00). Robitaille had 24 points (11-13=24) during the streak.

### THE LAST TIME A KING HAD A 14-GAME POINT SCORING STREAK:

Luc Robitaille – (1/31/00-3/2/00).  
Robitaille's streak ended at 15 games (see above).

### THE LAST TIME A KING HAD A 13-GAME POINT SCORING STREAK:

Luc Robitaille – (1/31/00-3/2/00).  
Robitaille's streak ended at 15 games (see above).

### THE LAST TIME A KING HAD A 12-GAME POINT SCORING STREAK:

Luc Robitaille – (1/31/00-3/2/00).  
Robitaille's streak ended at 15 games (see above).





## THE LAST TIME...

### THE LAST TIME A KING HAD AN 11-GAME POINT SCORING STREAK:

Luc Robitaille – (1/31/00-3/2/00).  
Robitaille's streak ended at 15 games (see above).

### THE LAST TIME A KING HAD A 10-GAME POINT SCORING STREAK:

Craig Conroy – (12/23/05-1/12/06).  
Conroy had 15 points (4-11=15) during the streak.

### THE LAST TIME A KING HAD A NINE-GAME POINT SCORING STREAK:

**Dustin Brown** – (11/24/07-12/10/07).  
Brown had 14 points (6-8=14) during the streak.  
Craig Conroy – (12/23/05-1/12/06).  
Conroy's streak ended at 10 games (see above).

### THE LAST TIME A KING HAD AN EIGHT-GAME POINT SCORING STREAK:

**Anze Kopitar** – (11/28/07-12/12/07).  
Kopitar had 12 points (6-6=12) during the streak.  
**Dustin Brown** – (11/24/07-12/10/07).  
Brown's streak ended at nine games (see above).  
Craig Conroy – (12/23/05-1/12/06).  
Conroy's streak ended at 10 games (see above).

### THE LAST TIME A KING HAD A SEVEN-GAME POINT SCORING STREAK:

**Alexander Frolov** – (3/3/09-3/14/09).  
Frolov had nine points (2-7=9) during the streak.

**Anze Kopitar** – (11/28/07-12/12/07).  
Kopitar's streak ended at eight games (see above).  
**Dustin Brown** – (11/24/07-12/10/07).  
Brown's streak ended at nine games (see above).  
Patrick O'Sullivan – (3/11/07-3/23/07).  
O'Sullivan had 10 points (2-8=10) during the streak.  
Craig Conroy – (12/23/05-1/12/06).  
Conroy's streak ended at 10 games (see above).

### THE LAST TIME A KING HAD A SIX-GAME POINT SCORING STREAK:

**Alexander Frolov** – (3/3/09-3/14/09).  
Frolov's streak ended at seven games (see above).  
Patrick O'Sullivan – (12/10/07-12/19/07).  
O'Sullivan had six points (2-4=6) during the streak.  
**Anze Kopitar** – (11/28/07-12/12/07).  
Kopitar's streak ended at eight games (see above).  
**Dustin Brown** – (11/24/07-12/10/07).  
Brown's streak ended at nine games (see above).  
Patrick O'Sullivan – (3/11/07-3/23/07). O'Sullivan's streak ended at seven games (see above).  
Craig Conroy – (12/23/05-1/12/06).  
Conroy's streak ended at 10 games (see above).

## KINGS BUZZER BEATERS

1/28/70 vs. NY Rangers, Won 5-4; Ross Lonsberry scores game-winner at 19:59 of third period.

2/13/82 at Pittsburgh, Tied 3-3; Steve Bozek scores game-tying goal at 19:59 of third period (the Kings tied it up after pulling the goalie).

10/13/89 at Vancouver, Won 6-5; Steve Kasper scores game-winner at 19:59 of third period (the Canucks scored twice in the third to tie the game before Kasper's goal).

12/20/93 at Calgary, Won 5-4 (OT); Warren Rychel scores the OT game-winner at 4:59 (the Kings were up 4-1 in the third period but the Flames scored three times to tie and force OT).

2/11/99 vs. Philadelphia, Won 4-3; Josef Stumpel scores with .3 seconds left in the third period (the Kings trailed 3-1 with 3:08 to play; Sandy Moger scored at 16:52, Donald Audette scored at 18:12 and Stumpel scored at 19:59).

## GOALIES WITH THREE SHUTOUTS VS. THE KINGS IN ONE SEASON

Season	Goalie	Team
1967-68	Cesare Maniago	Minnesota
1973-74	Tony Esposito	Chicago
1994-95	Arturs Irbe	San Jose
1998-99	Nikolai Khabibulin	Phoenix

## KINGS WHO'VE SCORED GOALS IN THEIR NHL DEBUT (17 PLAYERS ALL-TIME)

Jean Potvin (12/26/70); Greg Terrion (10/11/80); Jim Fox (10/11/80); Ulf Isaksson (10/6/82); Pierre Giroux (10/14/82); Bob LaForest (10/5/83); Luc Robitaille (10/9/86); John English (3/30/88); Jeff Shevalier (4/7/95); Vitali Yachmenev\* (10/7/95); Pavel Rosa\* (12/17/98); Jason Blake (4/18/99); Eric Belanger (10/6/2000); Petr Kanko (12/16/05); **Anze Kopitar**\* (10/6/06); Matt Moulson (11/2/07); Brian Boyle (2/2/08).

\* - Scored two goals in Kings/NHL debut.

## TEENAGERS WHO'VE PLAYED FOR THE KINGS

PLAYER	DOB	FIRST NHL GAME	AGE DURING KINGS/ NHL DEBUT
Aki Berg	7/28/77	10/7/95	18 yrs., 71 days
Jimmy Carson	7/20/68	10/9/86	18 yrs., 81 days
Doug Smith	5/17/63	10/7/81	18 yrs., 143 days
Olli Jokinen	12/5/78	10/1/97	18 yrs., 300 days
<b>Drew Doughty</b>	12/8/89	10/11/08	18 yrs., 308 days
<b>Dustin Brown</b>	11/4/84	10/9/03	18 yrs., 339 days
Craig Duncanson	3/17/67	4/2/86	19 yrs., 16 days
Craig Redmond	9/22/65	10/11/84	19 yrs., 19 days
Jamie Storr	12/28/75	1/22/95	19 yrs., 25 days
Brian Wilks	2/27/66	3/29/85	19 yrs., 30 days
<b>Anze Kopitar</b>	8/24/87	10/6/06	19 yrs., 43 days
Jonathan Bernier	8/7/1988	9/29/2007	19 yrs., 53 days
Matt Johnson	11/23/75	1/22/95	19 yrs., 60 days
Darryl Sydor	5/13/72	10/6/91	19 yrs., 146 days
Larry Murphy	3/6/61	10/11/80	19 yrs., 219 days
<b>Oscar Moller</b>	1/22/89	10/11/08	19 yrs., 262 days
Dean Kennedy	1/18/63	10/14/82	19 yrs., 269 days

## KINGS ALL-TIME CAPTAINS

Name	Years	Name	Years
1. Bob Wall	1967-68 to 1968-69	9. Wayne Gretzky	1989-90 to 1991-92
2. Larry Cahan	1969-70	10. Luc Robitaille*	1992-93
3. Bob Pulford	1970-71 to 1971-72	11. Wayne Gretzky	1992-93 to 1995-96
4. Terry Harper	1972-73 to 1974-75	12. Rob Blake	1996-97 to 2000-01
5. Mike Murphy	1975-76 to 1980-81	13. Mattias Norstrom	2001-02 to 2006-07
6. Dave Lewis	1981-82 to 1982-83	14. Rob Blake	2007-08
7. Terry Ruskowski	1983-84 to 1984-85	15. <b>Dustin Brown</b>	2008-09
8. Dave Taylor	1985-86 to 1988-89		

\*Served as Captain for the first 39 games of the 1992-93 season as Gretzky was sidelined with an injury.



## KINGS OPENING NIGHT HISTORY

## SEASON OPENERS (17-15-9)

Year	Opponent	Result	Attn.
1967-68	Philadelphia	4-2 W	7,023
1968-69	at St. Louis	6-0 L	14,674
1969-70	at Montreal	5-1 L	16,454
1970-71	at Vancouver	3-1 W	15,062
1971-72	at California	4-4 T	5,994
1972-73	at Pittsburgh	4-2 L	11,105
1973-74	Chicago	3-0 L	14,473
1974-75	at Philadelphia	5-3 W	17,007
1975-76	at Montreal	9-0 L	15,221
1976-77	at Cleveland	2-2 T	8,899
1977-78	Cleveland	2-0 W	11,643
1978-79	Washington	4-2 L	8,318
1979-80	Detroit	4-4 T	9,211
1980-81	Detroit	8-1 W	11,210
1981-82	NY Islanders	4-1 L	9,744
1982-83	Vancouver	3-3 T	9,440
1983-84	Minnesota	3-3 T	8,852
1984-85	Edmonton	2-2 T	11,261
1985-86	Vancouver	6-5 L	8,813
1986-87	St. Louis	4-3 L	8,403
1987-88	NY Islanders	4-1 L	10,748
1988-89	Detroit	8-2 W	16,005
1989-90	Toronto	4-2 W	15,598
1990-91	NY Islanders	4-1 W	16,005
1991-92	at Winnipeg	6-3 W	14,558
1992-93	at Calgary	5-4 W (OT)	19,461
1993-94	Vancouver	5-2 L	16,005
1994-95	Toronto	3-3 T	16,005
1995-96	Colorado	4-2 W	16,005
1996-97	NY Islanders	1-0 W	15,757
1997-98	at Pittsburgh	3-3 T	14,879
1998-99	at Edmonton	2-1 W	17,100
1999-00	at Nashville	2-0 W	17,113
2000-01	at Washington	4-1 W	18,082
2001-02	Phoenix	2-2 T	18,210
2002-03	Phoenix	4-1 W	18,260
2003-04	at Detroit	3-2 L	20,066
2004-05	DNP - Lockout		
2005-06	at Dallas	5-4 L	18,532
2006-07	at Anaheim	4-3 L	17,174
2007-08	Anaheim*	4-1 W	17,551
2008-09	at San Jose	3-1 L	17,496

## HOME OPENERS (21-12-8)

Year	Opponent	Result	Attn.
1967-68	Philadelphia	4-2 W	7,023
1968-69	Boston	2-1 W	10,280
1969-70	Oakland	5-0 W	10,018
1970-71	Boston	8-5 L	11,584
1971-72	Pittsburgh	4-1 L	7,828
1972-73	Philadelphia	4-3 L	7,554
1973-74	Chicago	3-0 L	14,473
1974-75	Kansas City	3-0 W	14,384
1975-76	Washington	4-3 W	10,092
1976-77	Washington	7-1 W	12,859
1977-78	Cleveland	2-0 W	11,643
1978-79	Washington	4-2 L	8,318
1979-80	Detroit	4-4 T	9,211
1980-81	Detroit	8-1 W	11,210
1981-82	NY Islanders	4-1 L	9,744
1982-83	Vancouver	3-3 T	9,440
1983-84	Minnesota	3-3 T	8,852
1984-85	Edmonton	2-2 T	11,261
1985-86	Vancouver	6-5 L	8,813
1986-87	St. Louis	4-3 L	8,403
1987-88	NY Islanders	4-1 L	10,748
1988-89	Detroit	8-2 W	16,005
1989-90	Toronto	4-2 W	15,598
1990-91	NY Islanders	4-1 W	16,005
1991-92	Edmonton	6-3 W	16,005
1992-93	Detroit	5-3 L	16,005
1993-94	Vancouver	5-2 L	16,005
1994-95	Toronto	3-3 T	16,005
1995-96	Colorado	4-2 W	16,005
1996-97	NY Islanders	1-0 W	15,757
1997-98	Ottawa	7-4 W	16,005
1998-99	Boston	2-1 W (OT)	16,005
1999-00	Boston	2-2 T	18,118
2000-01	St. Louis	4-4 T	18,118
2001-02	Phoenix	2-2 T	18,210
2002-03	Phoenix	4-1 W	18,260
2003-04	Ottawa	4-3 W	18,180
2004-05	DNP - Lockout		
2005-06	Phoenix	3-2 W	18,118
2006-07	St. Louis	4-1 W	18,118
2007-08	Anaheim*	4-1 W	17,551
2008-09	San Jose	1-0 L	18,118

\*Game played at the O2 Arena in London on September 29, 2007.

Note: The Forum Opener was December 30, 1967. Philadelphia beat the Kings, 2-0, before 14,366.

## KINGS ALL-TIME GENERAL MANAGERS

Name	Dates	Regular Season				Postseason			
		Games	W-L-OT	PTS	PCT	Games	W-L		
Larry Regan	May 17, 1967 through Dec. 17, 1973.	489	154-268-67	375	.383	18	7-11		
Jake Milford	Dec. 17, 1973 through May 26, 1977.	289	138-98-53	329	.569	26	11-15		
George Maguire	May 28, 1977 through Jan. 30, 1984.	532	204-237-91	499	.469	22	6-16		
Rogie Vachon	Jan. 30, 1984 through June 25, 1992.	668	283-306-79	645	.483	52	18-34		
Nick Beverley	June 25, 1992 through May 18, 1994.	168	66-80-22	154	.458	24	13-11		
Sam McMaster	May 24, 1994 through April 22, 1997.	212	68-106-38	174	.410	—	—		
Dave Taylor	April 22, 1997 through April 18, 2006.	656	290-261-105	685	.522	28	10-18		
Dean Lombardi	April 21, 2006 through present.	246	93-121-32	218	.443	—	—		

## KINGS NHL AWARD WINNERS

## ART ROSS TROPHY

WINNER	YEAR
Wayne Gretzky	1994
Wayne Gretzky	1991
Wayne Gretzky	1990
Marcel Dionne	1980

## HART MEMORIAL TROPHY

WINNER	YEAR
Wayne Gretzky	1989

## BILL MASTERTON MEMORIAL TROPHY

WINNER	YEAR
Dave Taylor	1991
Bob Bourne	1988
Butch Goring	1978

## LADY BYNG MEMORIAL TROPHY

WINNER	YEAR
Wayne Gretzky	1994
Wayne Gretzky	1992
Wayne Gretzky	1991
Butch Goring	1978
Marcel Dionne	1977

## KING CLANCY MEMORIAL TROPHY

WINNER	YEAR
Dave Taylor	1991

## CALDER MEMORIAL TROPHY

WINNER	YEAR
Luc Robitaille	1987

## JAMES NORRIS MEMORIAL TROPHY

WINNER	YEAR
Rob Blake	1998

## LESTER PATRICK TROPHY

WINNER	YEAR
Wayne Gretzky	1994
Bruce McNall	1993

## LESTER B. PEARSON AWARD

WINNER	YEAR
Marcel Dionne	1980
Marcel Dionne	1979

## JACK ADAMS AWARD

WINNER	YEAR
Bob Pulford	1975

## KINGS FIRST TEAM NHL ALL-STARS

NAME	YEAR
Rob Blake	1997-98
Luc Robitaille	1992-93
Wayne Gretzky	1990-91
Luc Robitaille	1990-91
Luc Robitaille	1989-90
Luc Robitaille	1988-89
Luc Robitaille	1987-88
Charlie Simmer	1980-81
Marcel Dionne	1979-80
Charlie Simmer	1979-80
Marcel Dionne	1976-77

## KINGS SECOND TEAM NHL ALL-STARS

NAME	YEAR
Luc Robitaille	2000-01
Rob Blake	1999-00
Wayne Gretzky	1993-94
Luc Robitaille	1991-92
Wayne Gretzky	1989-90
Wayne Gretzky	1988-89
Luc Robitaille	1986-87
Marcel Dionne	1980-81
Mario Lessard	1980-81
Dave Taylor	1980-81
Marcel Dionne	1978-79
Rogie Vachon	1976-77
Rogie Vachon	1974-75

## KINGS NHL ALL-ROOKIE SELECTIONS

NAME	YEAR
Drew Doughty	2008-09
Lubomir Visnovsky	2000-01
Jamie Storr	1998-99
Jamie Storr	1997-98
Rob Blake	1990-91
Jimmy Carson	1986-87
Steve Duchesne	1986-87
Luc Robitaille	1986-8



## KINGS IN NHL ALL-STAR GAME

Year	Venue	Representative(s)	Year	Venue	Representative(s)
1968	Toronto	Joyal <sup>1</sup> , Sawchuk	1990	Pittsburgh	Duchesne, Gretzky, Nicholls, Robitaille
1969	Montreal	White	1991	Chicago	Gretzky, Robitaille, Sandstrom
1970	St. Louis	White	1992	Philadelphia	Gretzky, Robinson, Robitaille
1971	Boston	Flett	1993	Montreal	Gretzky, Kurri, Robitaille
1972	Minnesota	Lonsberry	1994	New York Rangers	Blake, Gretzky, Taylor
1973	New York Rangers	Berry, Harper, Marotte, Vachon	1995	No Game Played - Work Stoppage	
1974	Chicago	Berry	1996	Boston	Gretzky
1975	Montreal	Harper, Murdoch, Vachon	1997	San Jose	Khristich <sup>5</sup>
1976	Philadelphia	Dionne	1998	Vancouver	
1977	Vancouver	Dionne	1999	Tampa Bay	Blake, Norstrom, Robitaille
1978	Buffalo	Dionne, Vachon	2000	Toronto	Blake
1979	Challenge Cup*	Dionne	2001	Colorado	Blake, Palffy, Robitaille
1980	Detroit	Dionne, Goring <sup>2</sup> , Murphy <sup>3</sup>	2002	Los Angeles	Modry, Palffy
1981	Los Angeles	Dionne, Lessard, Simmer, Taylor	2003	Florida	Schneider
1982	Washington	Taylor	2004	Minnesota	Norstrom <sup>7</sup>
1983	New York Islanders	Dionne	2005	No Game Played - Work Stoppage	
1984	New Jersey	Nicholls <sup>4</sup> , Simmer <sup>5</sup>	2006	No Game Played - Olympics	
1985	Calgary	Dionne	2007	Dallas	Visnovsky
1986	Hartford	Taylor	2008	Atlanta	<b>Kopitar</b>
1987	Rendez-Vous '87**		2009	Montreal	<b>Brown</b>
1988	St. Louis	Robitaille			
1989	Edmonton	Duchesne, Gretzky#, Nicholls, Robitaille			

\*In 1979, the Challenge Cup - a series between the Soviet Union and Team NHL - replaced the All-Star Game.

\*\*In 1987, Rendez-Vous '87 - two games between the Soviet Union and Team NHL - replaced the All-Star Game.

# Named the All-Star Game MVP.

<sup>1</sup> Selected for the game but did not play.

<sup>2</sup> Replaced an injured Charlie Simmer.

<sup>3</sup> Replaced injured Dave Taylor

<sup>4</sup> Replaced injured Marcel Dionne

<sup>5</sup> Replaced injured Jari Kurri

<sup>6</sup> Replaced injured Rob Blake

<sup>7</sup> Replaced injured Ziggy Palffy

## KINGS IN NHL YOUNGSTARS GAME

Year	Venue	Representative(s)	Year	Venue	Representative(s)
2002	Los Angeles		2006	No Game Played - Olympics	
2003	Florida	<b>Frolov</b>	2007	Dallas	<b>Kopitar</b>
2004	Minnesota		2008	Atlanta	<b>Johnson</b>
2005	No Game Played - Work Stoppage		2009	Montreal	<b>Doughty, Ersberg<sup>1</sup></b>

<sup>1</sup> Selected for the game but did not play because of an injury.

## KINGS ANNUAL TEAM AWARD WINNERS

### MOST VALUABLE PLAYER "BILL LIBBY MEMORIAL AWARD"

The Bill Libby Memorial Award is named after former Los Angeles sportswriter Bill Libby, who passed away on June 18, 1984. The media annually determines which player was the team's Most Valuable Player at the conclusion of each season.

1967-68	Eddie Joyal
1968-69	Gerry Desjardins
1969-70	Ross Lonsberry
1970-71	Juha Widing
1971-72	Gilles Marotte
1972-73	Rogie Vachon
1973-74	Rogie Vachon
1974-75	Rogie Vachon
1975-76	Marcel Dionne
1976-77	Marcel Dionne
1977-78	Butch Goring
1978-79	Marcel Dionne
1979-80	Marcel Dionne
1980-81	Mario Lessard
1981-82	Marcel Dionne
1982-83	Marcel Dionne
1983-84	Charlie Simmer
1984-85	Marcel Dionne
1985-86	Marcel Dionne
1986-87	Roland Melanson
1987-88	Jimmy Carson
1988-89	Wayne Gretzky
1989-90	Wayne Gretzky
1990-91	Wayne Gretzky
1991-92	Kelly Hrudefy
1992-93	Luc Robitaille
1993-94	Wayne Gretzky
1994-95	Kelly Hrudefy
1995-96	Dimitri Khristich
1996-97	Dimitri Khristich
1997-98	Rob Blake
1998-99	Luc Robitaille
1999-00	Rob Blake
2000-01	Luc Robitaille
2001-02	Jason Allison
2002-03	Ziggy Palffy
2003-04	Luc Robitaille
2004-05	DNP - Lockout
2005-06	Lubomir Visnovsky
2006-07	Michael Cammalleri
2007-08	<b>Anze Kopitar</b>
2008-09	<b>Dustin Brown</b>

### OUTSTANDING DEFENSESMAN

The media also votes on whom they feel to be the Kings Most Outstanding Defenseman over the course of each season.

1976-77	Gary Sargent
1977-78	Randy Manery
1978-79	Randy Manery
1979-80	Doug Halward
1980-81	Dave Lewis
1981-82	Larry Murphy
1982-83	Jay Wells
1983-84	Jay Wells
1984-85	Mark Hardy
1985-86	Jay Wells
1986-87	Mark Hardy
1987-88	Tom Laidlaw
1988-89	Steve Duchesne
1989-90	Tim Watters
1990-91	Rob Blake
1991-92	Rob Blake
1992-93	Rob Blake
1993-94	Rob Blake
1994-95	Darryl Sydor
1995-96	Steven Finn
1996-97	Mattias Norstrom
1997-98	Rob Blake
1998-99	Mattias Norstrom
1999-00	Rob Blake
2000-01	Mattias Norstrom
2001-02	Aaron Miller
2002-03	Mattias Norstrom
2003-04	Lubomir Visnovsky
2004-05	DNP - Lockout
2005-06	Lubomir Visnovsky
2006-07	Lubomir Visnovsky
2007-08	<b>Jack Johnson</b>
2008-09	<b>Drew Doughty</b>

### DEFENSIVE PLAYER

The Best Defensive Player Award is given out to any player (forward, defenseman or goaltender) whom the media feels exhibits the best prowess on the defensive end of the ice.

1988-89	Tom Laidlaw
1989-90	Steve Kasper
1990-91	Steve Kasper
1991-92	John McIntyre
1992-93	Jari Kurri
1993-94	Jari Kurri
1994-95	Pat Conacher
1995-96	Kevin Todd
1996-97	Ian Laperriere

1997-98	Ian Laperriere
1998-99	Ian Laperriere
1999-00	Mattias Norstrom
2000-01	Mattias Norstrom
2001-02	Aaron Miller
2002-03	Mattias Norstrom
2003-04	Mattias Norstrom
2004-05	DNP - Lockout
2005-06	Mattias Norstrom
2006-07	Derek Armstrong
2007-08	Patrick O'Sullivan
2008-09	<b>Michal Handzus</b>

### MOST POPULAR PLAYER

The Most Popular Player Award is determined annually by the Kings Booster Club.

1968-69	Eddie Joyal
1969-70	Eddie Joyal
1970-71	Gilles Marotte
1971-72	Ralph Backstrom
1972-73	Butch Goring
1973-74	Dan Maloney
1974-75	Butch Goring
1975-76	Butch Goring
1976-77	Rogie Vachon
1977-78	Butch Goring
1978-79	Marcel Dionne
1979-80	Marcel Dionne
1980-81	Charlie Simmer
1981-82	Dave Taylor
1982-83	No vote
1983-84	Bernie Nicholls
1984-85	Marcel Dionne
1985-86	Marcel Dionne
1986-87	Jimmy Carson
1987-88	Luc Robitaille
1988-89	Wayne Gretzky
1989-90	Marty McSorley
1990-91	Marty McSorley
1991-92	Luc Robitaille
1992-93	Marty McSorley
1993-94	Wayne Gretzky
1994-95	Kelly Hrudefy
1995-96	Eric Lacroix
1996-97	Dan Bylsma
	Ian Laperriere
1997-98	Rob Blake
1998-99	Luc Robitaille
1999-00	Ian Laperriere
2000-01	Ian Laperriere
2001-02	Adam Deadmarsh
2002-03	Ian Laperriere
2003-04	<b>Alexander Frolov</b>





## KINGS ANNUAL TEAM AWARD WINNERS

2004-05 DNP – Lockout  
2005-06 Luc Robitaille  
2006-07 **Anze Kopitar**  
2007-08 **Dustin Brown**  
2008-09 **Dustin Brown**

### MOST INSPIRATIONAL PLAYER "ACE BAILEY MEMORIAL AWARD"

The Ace Bailey Memorial Award is given out to the Kings Most Inspirational Player and is named after the late Garnet "Ace" Bailey, who spent seven years as the Kings Director of Pro Scouting before passing tragically on Sept. 11, 2001, aboard United Airlines Flight 175 with fellow Kings scout Mark Bavis. The award was first given out following the 1972-73 season and was dedicated to Ace Bailey in 2002. The players vote for the winner of this award.

1972-73 Rogie Vachon  
1973-74 Terry Harper  
1974-75 Bob Nevin  
1975-76 Bob Nevin  
1976-77 Butch Goring  
1977-78 Butch Goring  
1978-79 Dave Taylor  
1979-80 Charlie Simmer  
1980-81 Dave Taylor  
1981-82 Dave Taylor  
1982-83 Terry Ruskowski  
1983-84 Anders Hakansson  
1984-85 Dave Taylor  
1985-86 Dave Williams  
1986-87 Dave Williams  
1987-88 Dave Taylor  
1988-89 John Tonelli  
1989-90 John Tonelli  
1990-91 Larry Robinson  
1991-92 Tony Granato  
1992-93 Dave Taylor  
1993-94 Pat Conacher  
1994-95 Kelly Hrudey  
1995-96 Tony Granato  
1996-97 Ian Laperriere  
1997-98 Rob Blake  
1998-99 Mattias Norstrom  
1999-00 Garry Galley  
2000-01 Ian Laperriere  
2001-02 Ziggy Palffy  
2002-03 Ian Laperriere  
2003-04 Luc Robitaille  
2004-05 DNP – Lockout  
2005-06 Mattias Norstrom  
2006-07 Tom Kostopoulos

2007-08 **Dustin Brown**  
2008-09 **Sean O'Donnell**

### BEST NEWCOMER "MARK BAVIS MEMORIAL AWARD"

This award is voted on by the media and given to the member of the organization that makes the greatest impact as a new-comer. The first winner of the award was former Kings owner Bruce McNall, who is the only non-player to ever win the award. In 2002, the award was named after the late Mark Bavis, a first-year Kings scout who passed away tragically aboard United Airlines Flight 175 from Boston's Logan Airport on Sept. 11, 2001.

1988-89 Bruce McNall  
1989-90 Todd Elik  
1990-91 Daniel Berthiaume  
1991-92 Corey Millen  
1992-93 Darryl Sydor  
1993-94 Robert Lang  
1994-95 Rick Tocchet  
1995-96 Vitali Yachmenev  
1996-97 Stephane Fiset  
1997-98 Jozef Stumpel  
1998-99 Donald Audette  
1999-00 Ziggy Palffy  
2000-01 Lubomir Visnovsky  
2001-02 Jason Allison  
2002-03 **Alexander Frolov**  
2003-04 Trent Klatt  
2004-05 DNP – Lockout  
2005-06 Pavol Demitra  
2006-07 **Anze Kopitar**  
2007-08 **Jack Johnson**  
2008-09 **Drew Doughty**

### LEADING SCORER

This award is given annually to the team leader in points scored.

1967-68 Eddie Joyal (23-34=57)  
1968-69 Eddie Joyal (33-19=52)  
1969-70 Ross Lonsberry (20-22=42)  
1970-71 Juha Widing (25-40=65)  
1971-72 Juha Widing (27-28=55)

1972-73 Juha Widing (16-54=70)  
1973-74 Butch Goring (28-33=61)  
1974-75 Bob Nevin (31-41=72)  
1975-76 Marcel Dionne (40-54=94)  
1976-77 Marcel Dionne (53-69=122)  
1977-78 Marcel Dionne (36-43=79)  
1978-79 Marcel Dionne (59-71=130)  
1979-80 Marcel Dionne (53-84=137)  
1980-81 Marcel Dionne (58-77=135)  
1981-82 Marcel Dionne (50-67=117)  
1982-83 Marcel Dionne (56-51=107)  
1983-84 Bernie Nicholls (41-54=95)  
1984-85 Marcel Dionne (46-80=126)  
1985-86 Bernie Nicholls (36-61=97)  
1986-87 Luc Robitaille (45-39=84)  
1987-88 Luc Robitaille (53-58=111)  
1988-89 Wayne Gretzky (54-114=168)  
1989-90 Wayne Gretzky (40-102=142)  
1990-91 Wayne Gretzky (41-122=163)  
1991-92 Wayne Gretzky (31-90=121)  
1992-93 Luc Robitaille (63-62=125)  
1993-94 Wayne Gretzky (38-92=130)  
1994-95 Wayne Gretzky (11-37=48)  
1995-96 Dimitri Khristich (27-37=64)  
1996-97 Dimitri Khristich (19-37=56)  
1997-98 Jozef Stumpel (21-58=79)  
1998-99 Luc Robitaille (39-35=74)  
1999-00 Luc Robitaille (36-38=74)  
2000-01 Ziggy Palffy (38-51=89)

Note: In 1995-96, Wayne Gretzky led the team with 81 points (15-66=81), but was traded to the St. Louis Blues after 62 games.

## KINGS ANNUAL TEAM AWARD WINNERS

2001-02 Jason Allison (19-55=74)  
2002-03 Ziggy Palffy (37-48=85)  
2003-04 Luc Robitaille (22-29=51)  
2004-05 DNP – Lockout  
2005-06 Lubomir Visnovsky (17-50=67)  
2006-07 Michael Cammalleri (34-46=80)  
2007-08 **Anze Kopitar** (32-45=77)  
2008-09 **Anze Kopitar** (27-39=66)

### UNSUNG HERO

This award is determined by the players and awarded to the player that contributed the most to the team yet did not get the proper recognition for his contributions.

1968-69 Brent Hughes  
1969-70 Jimmy Peters  
1970-71 Paul Curtis  
1971-72 Norm Mackie (trainer)  
1972-73 Larry Brown  
1973-74 Frank St. Marseille  
1974-75 Gary Edwards  
1975-76 Neil Komadoski  
1976-77 Mike Murphy  
1977-78 Pete Stemkowski  
1978-79 Rob Palmer  
1979-80 Mike Murphy  
1980-81 Larry Murphy  
1981-82 John Paul Kelly  
1982-83 John Paul Kelly  
1983-84 Anders Hakansson  
1984-85 Phil Sykes  
1985-86 Bryan Erickson  
1986-87 Roland Melanson  
1987-88 Tom Laidlaw  
1988-89 Tim Watters  
1989-90 Dave Taylor  
1990-91 Dave Taylor  
1991-92 Charlie Huddy  
1992-93 Pat Conacher  
1993-94 Kelly Hrudey  
1994-95 Pat Conacher  
1995-96 Steven Finn  
1996-97 Byron Dafoe  
1997-98 Mattias Norstrom  
1998-99 Mattias Norstrom  
1999-00 Mattias Norstrom  
2000-01 Jaroslav Modry

2001-02 Aaron Miller  
2002-03 Derek Armstrong  
2003-04 Trent Klatt  
2004-05 DNP – Lockout  
2005-06 Craig Conroy  
2006-07 Tom Kostopoulos  
2007-08 Jeff Giuliano  
2008-09 **Michal Handzus**

### COMMUNITY SERVICE

The Community Service Award is determined by the Kings Care Foundation and given annually to the player that best exemplifies strong community outreach by actively working with local youth organizations and community groups to increase awareness and raise funds to support the Kings community signature initiatives – education, health-related causes and recreation.

1988-89 Jim Fox  
1989-90 Dave Taylor  
1990-91 Dave Taylor  
1991-92 Luc Robitaille  
1992-93 Tony Granato  
1993-94 Dave Taylor  
1994-95 Tony Granato  
1995-96 Rob Blake  
1996-97 Dan Bylsma  
1997-98 Luc Robitaille  
1998-99 Rob Blake  
1999-00 Rob Blake  
2000-01 Kelly Buchberger  
2001-02 Jamie Storr  
2002-03 Craig Johnson  
2003-04 Ian Laperriere  
2004-05 DNP – Lockout  
2005-06 Jeremy Roenick  
2006-07 Derek Armstrong  
2007-08 Derek Armstrong  
2008-09 **Dustin Brown**



# KINGS ALL-TIME ROSTER

<b>-A-</b>				73	Carlson, Steve	C	1979-80
1	Abgrall, Dennis	RW	1975-76	74	Caron, Jacques	G	1967-69
2	Ahola, Peter	D	1991-93	75	Carpenter, Bob	C	1986-89
3	Allison, Jason	C	2001-04	76	Carr, Gene	C	1973-78
4	Allison, Mike	C	1987-90	77	Carriere, Larry	D	1977-78
5	Amadio, Dave	D	1967-69	78	Carson, Jimmy	C	1986-88; 1992-94
6	Anderson, Jim	LW	1967-68	79	Carter, Anson	RW	2003-04
7	Anderson, Ron	RW	1968-69	80	Cechmanek, Roman	G	2003-04
8	Anderson, Russ	D	1983-85	81	Chabot, Frederic	G	1997-98
9	Apps Jr., Syl	C	1977-80	82	Chadelaine, Rene	D	1990-93
10	Armstrong, Derek	C	2002-09	83	Chartrand, Brad	LW	1999-04
11	Aubin, Jean-Sebastien	G	2007-08	84	Chartraw, Rick	D	1980-83
12	Audette, Donald	RW	1998-00	85	Chorney, Marc	D	1983-84
13	Aulin, Jared	C	2002-03	86	Chouinard, Mathieu	G	2003-04
14	Avery, Sean	LW	2002-07	87	Christoff, Steve	RW	1983-84
<b>-B-</b>				88	Churla, Shane	RW	1995-96
15	Babych, Dave	D	1998-99	89	Chychrun, Jeff	D	1991-93
16	Bach, Ryan	G	1998-99	90	Clarke, Noah	RW	2003-07
17	Backstrom, Ralph	C	1970-73	91	Clippingdale, Steve	LW	1976-77
18	Barnes, Blair	RW	1982-83	92	Cloutier, Dan	G	2006-08
19	Barney, Scott	RW	2002-04	93	Coffey, Paul	D	1991-93
20	Baron, Marco	G	1983-84	94	Conacher, Pat	C	1992-96
21	Barrett, Fred	D	1983-84	95	Conroy, Craig	C	2005-07
22	Barrie, Doug	D	1971-72	96	Convery, Brandon	C	1998-99
23	Barrie, Len	C	1999-00	97	Corbett, Mike*	RW	1967-68
24	Batyrshin, Ruslan	D	1995-96	98	Corkum, Bob	C	1999-01
25	Baumgartner, Ken	LW	1987-90	99	Corrigan, Mike	C	1967-68; 1969-70;
26	Beck, Barry	D	1989-90	100	Corvo, Joe	D	1971-76
27	Bednar, Jaroslav	LW	2001-03	101	Courttnall, Russ	RW	2002-06
28	Bekar, Derek	RW	2002-03	102	Cousineau, Marcel	G	1997-99
29	Belanger, Eric	C	2000-06	103	Couturier, Sylvain	C	1988-92
30	Belanger, Ken	LW	2001-06	104	Cowan, Jeff	LW	2003-07
31	Benning, Brian	D	1989-92	105	Cowie, Rob	D	1994-96
32	Berg, Aki	D	1995-98; 1999-01	106	Crashley, Bart	D	1975-76
33	Bergeron, J.C.	G	1996-97	107	Crossman, Doug	D	1988-89
34	Bernier, Jonathan	G	2007-08	108	Croteau, Gary	LW	1968-70
35	Bernier, Serge	RW	1971-73	109	Crowder, Keith	RW	1989-90
36	Berry, Bob	LW	1970-77	110	Crowder, Troy	RW	1994-96
37	Berthiaume, Daniel	G	1990-92	111	Crowe, Phil	LW	1993-94
38	Beverley, Nick	D	1978-79	112	Currie, Dan	LW	1993-94
39	Bjugstad, Scott	LW	1989-92	113	Currie, Glen	C	1985-86; 1987-88
40	Blake, Jason	C	1998-01	114	Curtis, Paul	D	1970-73
41	Blake, Mike	G	1981-84	<b>-D-</b>			
42	Blake, Rob	D	1989-01; 2006-08	115	Dafoe, Byron	G	1995-96
43	Blight, Rick	RW	1982-83	116	Dallman, Kevin	D	2006-08
44	Blomsten, Arto	D	1994-96	117	Deadmarsh, Adam	RW	2001-04
45	Bodger, Doug	D	1998-99	118	Degray, Dale	D	1988-89
46	Bonar, Dan	C	1980-83	119	Dejordi, Denis	G	1969-72
47	Boucher, Philippe	D	1994-02	120	DeMarco, Ab	D	1975-77
48	Bourne, Bob	C	1986-88	121	Demitra, Pavol	RW	2005-06
49	Boyle, Brian	C	2007-09	122	Dempsey, Nathan	D	2005-06
50	Bozek, Steve	LW	1981-83	123	Desjardins, Gerry	G	1968-70
51	Breault, Frank	RW	1990-93	124	Dineen, Peter	D	1986-87
52	Brennan, Dan	LW	1983-84; 1985-86	125	Dionne, Marcel	C	1975-87
53	Brennan, Kip	LW	2001-04	126	DiPietro, Paul	C	1996-97
54	Brennan, Rich	D	2000-01	127	Donato, Ted	LW	2001-02
55	Broten, Neal	C	1996-97	128	Donnelly, Mike	LW	1990-95
56	<b>Brown, Dustin</b>	RW	2003-09	129	<b>Doughty, Drew</b>	D	2008-09
57	Brown, Jim	D	1982-83	130	<b>Drewiske, Davis</b>	D	2008-09
58	Brown, Kevin	RW	1994-96	131	Druce, John	RW	1993-96
59	Brown, Larry	D	1972-78	132	Duchesne, Steve	D	1986-91; 1998-99
60	Brown, Rob	RW	1994-95	133	Duff, Dick	LW	1969-71
61	Brust, Barry	G	2006-07	134	Dufour, Marc	RW	1968-69
62	Buchberger, Kelly	LW	1999-02	135	Dufresne, Donald	D	1993-94
63	Burke, Sean	G	2006-07	136	Duguay, Ron	RW	1987-89
64	Burridge, Randy	LW	1994-95	137	Duncanson, Craig	LW	1985-90
65	Buskas, Rod	D	1990-92	<b>-E-</b>			
66	Byers, Mike	RW	1970-72	138	Edestrand, Darryl	D	1977-79
67	Bylsma, Dan	LW	1995-00	139	Edwards, Gary	G	1971-77
<b>-C-</b>				140	Elik, Todd	C	1989-91
68	Cahan, Larry	D	1968-71	141	Eliot, Darren	G	1984-87
69	Calder, Kyle	LW	2007-09	142	Ellis, Matt	LW	2007-08
70	Cammalleri, Michael	LW	2002-08	143	Eloranta, Mikko	LW	2001-03
71	Campbell, Bryan	C	1967-70	144	Emerson, Nelson	RW	1999-02
72	Carlin, Brian	LW	1971-72	145	Engblom, Brian	D	1983-86

# KINGS ALL-TIME ROSTER

146	English, John	D	1987-88	218	Hicke, Ernie	LW	1977-78
147	Erickson, Bryan	RW	1985-88	219	Hiller, Jim	RW	1992-93
148	<b>Ersberg, Erik</b>	G	2007-09	220	Hillman, Larry	D	1971-72
149	Evans, Daryl	RW	1981-85	221	Hnilicka, Milan	G	2003-04
				222	Hocking, Justin	D	1993-94
				223	Hoene, Phil	LW	1972-75
				224	Hofford, Jim	D	1988-89
150	Fenton, Paul	LW	1987-89	225	Hoganson, Dale	D	1969-72
151	Ferraro, Ray	C	1995-99	226	Holland, Jason	D	2001-04
152	Finn, Steven	D	1995-97	227	Holmes, Warren	C	1981-84
153	Fiset, Stephane	G	1996-01	228	Holt, Randy	D	1978-80
154	Fitzpatrick, Mark	G	1988-89	229	Hopkins, Dean	RW	1979-83
155	Flett, Bill	RW	1967-72	230	Houda, Doug	D	1993-94
156	Flinn, Ryan	LW	2001-06	231	Houston, Ken	RW	1983-84
157	Foley, Gerry	RW	1968-69	232	Howell, Harry	D	1970-73
158	Fortier, Marc	C	1992-93	233	Howse, Don	LW	1979-80
159	Fox, Jim	RW	1980-90	234	Hrudey, Kelly	G	1988-96
160	<b>Frolov, Alexander</b>	LW	2002-09	235	Huard, Bill	LW	1999-00
161	Fuhr, Grant	G	1994-95	236	Huddy, Charlie	D	1991-95
162	Fukufuji, Yutaka	G	2006-07	237	Huet, Cristobal	G	2002-04
				238	Hughes, Brent	D	1967-70
				239	Hughes, Howie	RW	1967-70
				240	Hutchison, Dave	D	1974-78
163	Galley, Garry	D	1984-87; 1997-00	241	Inglis, Billy	C	1967-69
164	Gans, Dave	C	1982-83; 1985-86	242	Irvine, Ted	LW	1967-70
165	Garland, Scott	C	1978-79	243	Isaksson, Ulf	LW	1982-83
166	Garon, Mathieu	G	2005-07	244	<b>Ivanans, Raitis</b>	LW	2006-09
167	Gauthier, Denis	D	2008-09				
168	Gauthier, Gabe	C	2006-08	245	Jackman, Tim	RW	2006-07
169	Germain, Eric	D	1987-88	246	Jaks, Pauli	G	1994-95
170	Gibbs, Barry	D	1979-80	247	James, Connor	C	2005-06
171	Gibson, John	D	1980-82	248	Janecyk, Bob	G	1984-89
172	Gilhen, Randy	C	1991-92	249	Jarvis, Wes	C	1983-84
173	Giroux, Pierre	C	1982-83	250	Jay, Bob	D	1993-94
174	Giuliano, Jeff	C	2005-06; 2007-08	251	Jenkins, Dean	RW	1983-84
175	Gladey, Bob	D	1982-83	252	Jensen, Al	G	1986-87
176	Gleason, Tim	D	2003-06	253	Jensen, Steve	LW	1978-82
177	Glennie, Brian	D	1978-79	254	Johansen, Trevor	D	1981-82
178	Goldup, Glenn	LW	1976-82	255	Johnson, Craig	LW	1995-03
179	Goring, Butch	C	1969-80	256	<b>Johnson, Jack</b>	D	2006-09
180	Gosselin, Mario	G	1989-90	257	Johnson, Jim	C	1971-72
181	Goverde, Dave	G	1991-94	258	Johnson, Matt	LW	1994-99
182	Grahame, Ron	G	1978-81	259	Johnston, Larry	D	1967-68
183	Granato, Tony	LW	1989-96	260	Jokinien, Olli	C	1997-99
184	Grant, Danny	RW	1977-79	261	Jones, Brad	LW	1990-91
185	Gratton, Dan	LW	1987-88	262	Joyal, Eddie	C	1967-72
186	Gray, Terry	RW	1967-68				
187	Grebeskov, Denis	D	2003-06				
188	Green, Josh	LW	1998-99				
189	<b>Greene, Matt</b>	D	2008-09				
190	Grenier, Lucien	RW	1970-72				
191	Gretzky, Wayne	C	1988-96				
192	Grieve, Brent	LW	1996-97				
193	Grimson, Stu	LW	2000-01				
194	Gruhl, Scott	LW	1981-83				
195	Guay, Paul	RW	1985-89				
				263	Kaberle, Frantisek	D	1999-00
				264	Kanko, Petr	RW	2005-06
				265	Kannegiesser, Sheldon	D	1973-77
				266	Karalahti, Jere	D	1999-02
				267	Karjalainen, Kyosti	RW	1991-92
196	Hachborn, Len	C	1985-86	268	Kasper, Steve	C	1988-91
197	Hakansson, Anders	LW	1983-86	269	Keans, Doug	G	1979-83
198	Halkidis, Bob	D	1989-91	270	Kelly, John Paul	LW	1979-86
199	Halward, Doug	D	1978-81	271	Kelly, Steve	C	2000-04
200	Hamel, Gilles	LW	1988-89	272	Kennedy, Dean	D	1982-89
201	Hammond, Ken	D	1984-88	273	Khristich, Dimitri	LW	1995-97
202	Hampton, Rick	D	1978-80	274	Kilrea, Brian	C	1967-68
203	<b>Handzus, Michal</b>	C	2007-09	275	Klatt, Trent	RW	2003-04
204	Hangsleben, Al	LW	1981-82	276	Klemm, Jon	D/RW	2007-08
205	Hardy, Mark	D	1979-88; 1992-94	277	Klima, Petr	LW	1996-97
206	Harper, Terry	D	1972-75	278	Knickle, Rick	G	1992-94
207	Harris, Billy	RW	1979-82; 1983-84	279	Komadossi, Neil	D	1972-78
208	<b>Harrold, Peter</b>	D	2006-09	280	Kontos, Chris	RW	1987-89
209	Hauser, Adam	G	2005-06	281	<b>Kopitar, Anze</b>	C	2006-09
210	Hayward, Rick	D	1990-91	282	Korab, Jerry	D	1979-83
211	Healy, Glenn	G	1985-89	283	Kostopoulos, Tom	RW	2005-07
212	Heaslip, Mark	RW	1978-79	284	Kozak, Don	RW	1972-78
213	Heidt, Mike	D	1983-84	285	Krake, Skip	C	1968-70
214	Heinze, Steve	RW	2001-03	286	Krushelnyski, Mike	C	1988-91
215	Helander, Peter	D	1982-83	287	Kudelski, Bob	RW	1987-93
216	Heward, Jamie	D	2006-07	288	Kurri, Jari	RW	1991-96
217	Hextall, Dennis	LW	1969-70	289	Kuznetsov, Maxim	D	2002-04



# KINGS ALL-TIME ROSTER

<b>-L-</b>				364 Monahan, Hartland	RW	1977-78
290	LaBarbera, Jason	G	2005-06; 2007-09	365 Mongrain, Bob	C	1985-86
291	Labossiere, Gord	C	1967-71	366 Morgan, Jason	C	1996-98
292	Lacroix, Eric	LW	1994-96; 1998-99	367 Morrison, Dave	RW	1980-83
293	LaFayette, Nathan	C	1995-99	368 Moulson, Matt	LW	2007-09
294	LaForest, Bob	RW	1983-84	369 Moxey, Jim	RW	1976-77
295	Laidlaw, Tom	D	1986-90	370 Muir, Bryan	D	2003-04
296	Lang, Robert	C	1992-96	371 Mulhern, Richard	D	1978-80
297	Langevin, Dave	D	1986-87	372 Mulvey, Paul	LW	1981-82
298	Laperriere, Ian	RW/C	1995-04	373 Murdoch, Bob	D	1973-79
299	Lapointe, Rick	D	1984-86	374 Murphy, Larry	D	1980-84
300	Larocque, Denis	D	1987-88	375 Murphy, Mike	RW	1973-83
301	Larouche, Steve	C	1995-96	376 Murphy, Rob	C	1993-94
302	Laskoski, Gary	G	1982-84	377 Murray, Brady	LW	2007-08
303	Laughlin, Craig	RW	1987-88	378 Murray, Glen	RW	1996-02
304	LaVallee, Kevin	LW	1983-84	379 Murray, Jim	D	1967-68
305	Lavigne, Eric	D	1994-95	380 Murray, Marty	C	2006-07
306	Lavoie, Dominic	D	1993-94	<b>-N-</b>		
307	Ledyard, Grant	D	1985-88	381 Nagy, Ladislav	LW	2007-08
308	Legace, Manny	G	1998-99	382 Nechayev, Victor	C	1982-83
309	Lemieux, Jacques	D	1967-70	383 Nemecek, Jan	D	1998-00
310	Lemieux, Real	LW	1967-74	384 Nevin, Bob	RW	1973-76
311	Lessard, Mario	G	1978-84	385 Nicholls, Bernie	C	1981-90
312	Lesuk, Bill	LW	1971-74	386 Norris, Jack	G	1970-71
313	Leveque, Guy	C	1992-94	387 Norstrom, Mattias	D	1995-07
314	Lewis, Dave	D	1979-83	388 Norton, Brad	D	2002-04
315	<b>Lewis, Trevor</b>	C	2008-09	389 Nurminen, Kia	LW	1996-97
316	Liba, Igor	RW	1988-89	<b>-O-</b>		
317	Lilja, Andreas	D	2000-03	390 <b>O'Donnell, Sean</b>	D	1994-00; 2008-09
318	Lindholm, Mikael	C	1989-90	391 O'Dwyer, Billy	C	1983-85
319	Loach, Lonnie	RW	1988-89	392 Olczyk, Ed	RW/C	1996-97
320	Logan, Bob	D	1972-74	393 O'Sullivan, Patrick	LW	2006-09
321	Long, Barry	D	1969-72	<b>-P-</b>		
322	Lonsberry, Ross	LW	1969-72	394 Paek, Jim	D	1993-94
323	Luce, Don	C	1980-81	395 Pageau, Paul	G	1980-81
324	Lukowich, Morris	LW	1985-87	396 Palffy, Ziggy	RW	1999-04
325	Lundmark, Jamie	C	2006-07	397 Palmer, Rob	D	1977-82
<b>-M-</b>				398 Parrish, Mark	RW	2005-06
326	MacDonald, Lowell	LW	1967-69	399 Parros, George	RW	2005-06
327	MacLean, Donald	C	1997-98	400 Pasin, Dave	LW	1988-89
328	MacLellan, Brian	LW	1982-86	401 Passmore, Steve	G	2000-01
329	Mair, Adam	C	2000-02	402 Paterson, Joe	LW	1985-88
330	Makela, Mikko	RW	1989-90	403 Perreault, Yanic	C	1994-99
331	Maloney, Dan	LW	1972-75	404 Peters, Jimmy	C	1968-74
332	Manery, Randy	D	1977-80	405 Petiot, Richard	D	2005-06
333	Marinucci, Chris	C	1996-97	406 Petit, Michel	D	1994-96
334	Marotte, Gilles	D	1969-74	407 Phair, Lyle	LW	1985-88
335	Marson, Mike	LW	1979-80	408 Pirnes, Esa	C	2003-04
336	Martin, Rick	LW	1980-82	409 Piskula, Joe	D	2006-07
337	Mattsson, Markus	G	1982-84	410 Playfair, Larry	D	1985-89
338	McAlpine, Chris	D	2002-03	411 Podollan, Jason	RW	1998-00
339	McBean, Wayne	D	1987-89	412 Popiel, Poul	D	1967-68
340	McCauley, Alyn	C	2006-07	413 Potomski, Barry	LW	1995-97
341	McCosh, Shawn	RW	1991-92	414 Potvin, Felix	G	2000-02
342	McDonough, Al	RW	1970-72	415 Potvin, Jean	D	1970-72
343	McDonough, Hubie	C	1988-90	416 Potvin, Marc	RW	1992-94
344	McEachern, Shawn	LW	1993-94	417 Prajsler, Petr	D	1987-90
345	McEwen, Mike	D	1983-84	418 Preissing, Tom	D	2007-09
346	McIntyre, John	C	1990-93	419 Price, Noel	D	1970-71
347	McKenna, Sean	RW	1985-88	420 Pronger, Sean	C	1998-99
348	McKenna, Steve	LW	1996-00	421 Pulford, Bob	LW	1970-72
349	McReynolds, Brian	C	1993-94	422 <b>Purcell, Teddy</b>	RW	2007-09
350	McSorley, Marty	D	1988-93; 1993-96	423 Pushkarev, Konstantin	LW	2005-07
351	Melanson, Roland	G	1985-89	<b>-Q-</b>		
352	Menard, Howie	C	1967-69	424 <b>Quick, Jonathan</b>	G	2007-09
353	Mickey, Larry	RW	1970-71	425 Quincey, Kyle	D	2008-09
354	Mikkelsen, Bill	D	1971-72	426 Quinn, Dan	C	1994-95
355	Millen, Corey	C	1991-93	<b>-R-</b>		
356	Miller, Aaron	D	2000-07	427 Rasmussen, Erik	LW	2002-03
357	Miller, Bob	C	1984-85	428 Ravlich, Matt	D	1969-71
358	Miller, Jay	LW	1988-92	429 Redmond, Craig	D	1984-88
359	Modry, Jaroslav	D	1995-97; 1998-04; 2006-08	430 Redmond, Keith	LW	1993-94
360	<b>Moller, Oscar</b>	C	2008-09			
361	Moger, Sandy	RW	1997-99			
362	Mokosak, Carl	LW	1984-85			
363	Monahan, Garry	RW	1969-70			

# KINGS ALL-TIME ROSTER

431	Reinprecht, Steven	C	1999-01	504	Terrion, Greg	C	1980-82
432	<b>Richardson, Brad</b>	C	2008-09	505	Thomas, Scott	LW	2000-01
433	Richmond, Steve	D	1988-89	506	Thomlinson, Dave	LW	1993-95
434	Robinson, Doug	LW	1967-71	507	Thompson, Brent	D	1991-94
435	Robinson, Larry	D	1989-92	508	Thomson, Jim	RW	1990-93
436	Robitaille, Luc	LW	1986-94; 1997-01; 2003-06	509	Thornton, Scott	LW	2006-08
437	Robitaille, Randy	C	2001-02	510	Tocchet, Rick	RW	1994-96
438	Rochefort, Leon	RW	1969-70	511	Todd, Kevin	C	1993-96
439	Roenick, Jeremy	C	2005-06	512	Tonelli, John	LW	1988-91
440	Rolfe, Dale	D	1967-70	513	Tookey, Tim	C	1987-89
441	Ronning, Cliff	C	2001-02	514	Tredway, Brock*	RW	1981-82
442	Rosa, Pavel	RW	1998-00; 2002-04	515	Tripp, John	RW	2003-04
443	Rota, Randy	LW	1973-74	516	Tsygurov, Denis	D	1994-96
444	Ruskowski, Terry	C	1982-85	517	Tsyplakov, Vladimir	RW	1995-00
445	Rutherford, Jim	G	1980-82	518	Tuer, Al	D	1985-86
446	Rutledge, Wayne	G	1967-70	519	Tukonen, Lauri	RW	2006-08
447	Ryan, Matt	C	2005-06	520	Tuomainen, Marko	RW	1999-01
448	Rychel, Warren	LW	1992-95	521	Turnbull, Ian	D	1981-82
	<b>-S-</b>			522	Turner, Dean	D	1982-83
				523	Tverdovsky, Oleg	D	2006-07
449	St. Laurent, Andre	C	1979-82		<b>-U-</b>		
450	St. Marseille, Frank	RW	1972-77	524	Unger, Garry	C	1980-81
451	Sandstrom, Tomas	RW	1989-94		<b>-V-</b>		
452	Sargent, Gary	D	1975-78	525	Vachon, Rogie	G	1971-78
453	Sawchuk, Terry	G	1967-68	526	Valicevic, Rob	C	2001-02
454	Schamehorn, Kevin	RW	1980-81	527	Venasky, Vic	C	1972-79
455	Schmidt, Chris	C	2002-03	528	Visheau, Mark	D	1998-99
456	Schneider, Mathieu	D	2000-03	529	Visnovsky, Lubomir	D	2000-08
457	Schultz, Dave	LW	1976-78	530	Vlasak, Tomas	LW	2000-01
458	Scott, Ron	G	1989-90	531	Volmar, Doug	RW	1972-73
459	Scott, Travis	G	2000-01	532	Vopat, Jan	D	1995-98
460	Scruton, Howard	D	1982-83	533	Vopat, Roman	C	1996-99
461	Seguin, Steve	RW	1984-85		<b>-W-</b>		
462	Selwood, Brad	D	1979-80	534	Waddell, Don	D	1980-81
463	Semchuk, Brandy	RW	1992-93	535	Walker, Gordie	RW	1988-90
464	Shack, Eddie	LW	1969-71	536	Walker, Russ	RW	1976-78
465	Sheehan, Bobby	C	1981-82	537	Wall, Bob	D	1967-70
466	Shevalier, Jeff	LW	1994-95; 1996-97	538	Ward, Dixon	LW	1993-94
467	Short, Steve	D	1977-78	539	Ward, Jason	RW	2006-07
468	Shuchuk, Gary	RW	1992-96	540	Watters, Tim	D	1988-95
469	Shutt, Steve	LW	1984-85	541	Weaver, Mike	D	2005-07
470	Sim, Jon	LW	2002-04	542	Weeks, Steve	G	1991-92
471	Simmer, Charlie	LW	1977-85	543	Wells, Jay	D	1979-88
472	<b>Simmonds, Wayne</b>	RW	2008-09	544	<b>Westgarth, Kevin</b>	RW	2008-09
473	Simmons, Gary	G	1976-78	545	White, Bill	D	1967-70
474	Sims, Al	D	1981-83	546	Whyte, Sean	RW	1991-93
475	Sinisalo, Ilkka	LW	1990-92	547	Widing, Juha	C	1969-77
476	Slaney, John	D	1995-97	548	Wiemer, Jim	D	1988-89
477	Smith, Billy	G	1971-72	549	Wilks, Brian	C	1984-87; 1988-89
478	Smith, Brian	LW	1967-68	550	Williams, Darryl	RW	1992-93
479	Smith, Dennis	D	1990-91	551	Williams, Dave	LW	1984-88
480	Smith, Doug	C	1981-86	552	<b>Williams, Justin</b>	RW	2008-09
481	Smithson, Jerred	C	2002-04	553	Williams, Tommy	LW	1973-79
482	Smolinski, Bryan	C	1999-03	554	Willsie, Brian	RW	2006-08
483	Smyth, Brad	RW	1996-98	555	Wilson, Bert	LW	1975-80
484	Snell, Chris	D	1994-95	556	Wilson, Murray	LW	1978-79
485	Sopel, Brent	D	2005-07	557	Witherspoon, Jim	D	1975-76
486	Stamler, Lorne	LW	1976-78	558	Woytowich, Bob	D	1971-72
487	Stanfield, Jim	LW	1969-72		<b>-Y-</b>		
488	Stauber, Robb	G	1989-90; 1992-95	559	Yachmenev, Vitali	RW	1995-98
489	Stemkowski, Pete	C	1977-78	560	Yushkevich, Dmitry	D	2002-03
490	Stephenson, Shay	LW	2006-07		<b>-Z-</b>		
491	Stevens, Kevin	LW	1995-97	561	<b>Zeiler, John</b>	RW	2006-09
492	<b>Stoll, Jarret</b>	C	2008-09	562	Zhitnik, Alexei	D	1992-95
493	Storr, Jamie	G	1994-03	563	Zizka, Tomas	D	2002-04
494	Straka, Martin	RW	2003-04	564	Zmolek, Doug	D	1995-98
495	Strbak, Martin	D	2003-04				
496	Stuart, Brad	D	2007-08				
497	Stumpel, Jozef	C	2000-02; 2003-04				
498	Sydor, Darryl	D	1991-96				
499	Sykes, Phil	LW	1983-89				
	<b>-T-</b>						
500	Tambellini, Jeff	LW	2005-06				
501	Tardif, Patrice	Rw	1995-96				
502	Taylor, Daniel	G	2007-08				
503	Taylor, Dave	RW	1977-94				

\*Appeared only in Kings postseason games.





## KINGS ALL-TIME AMATEUR DRAFT CHOICES

Larry Regan – General Manager from  
May 17, 1967 through December 17, 1973.

1967

Round	Player	Position	Overall
1	Rick Pagnutti	D	1st

1968

Round	Player	Position	Overall
1	Jim McInally	D	7th

1969

Round	Player	Position	Overall
2	Dale Hoganson	D	16th
3	Gregg Boddy	D	27th
4	Bruce Landon	G	39th
5	Butch Goring	C	51st

1970

Round	Player	Position	Overall
2	Al McDonough	RW	24th
3	Terry Holbrook	RW	38th
5	Billy Smith	G	59th
6	Gerry Bradbury	C	73rd
7	Brian Carlin	LW	86th
8	Brian Chinnick	C	98th

1971

Round	Player	Position	Overall
3	Vic Venasky	C	34th
4	Neil Komadoski	D	48th
5	Gary Crosby	C	62nd
6	Camille LaPierre	C	76th
7	Peter Harasym	LW	89th
7	Norm Dube	LW	90th
8	Lorne Stamler	LW	103rd

1972

Round	Player	Position	Overall
2	Don Kozak	RW	20th
3	Dave Hutchison	D	36th
4	John Dobie	D	52nd
5	Bernie Germain	G	68th
6	Mike Usitalo	LW	84th
7	Glen Toner	LW	100th

1973

Round	Player	Position	Overall
3	Russ Walker	RW	38th
4	Jim McCrimmon	D	54th
5	Dennis Abgrall	RW	70th
6	Blair MacDonald	RW	86th
7	Roly Kimble	G	102nd

Jake Milford – General Manager from  
December 17, 1973 through May 26, 1977.

1974

Round	Player	Position	Overall
3	Gary Sargent	D	48th
4	Brad Winton	C	66th
5	John Paul Evans	C	84th
6	Marty Mathews	LW	102nd
7	Harvey Stewart	G	120th
8	John Held	D	137th
9	Mario Lessard	G	154th
10	Derrick Emerson	RW	169th
11	Jacques Locas	C	184th
12	Lindsay Thomson	C	197th
13	Craig Brickley	C	207th
14	Brad Kuglin	LW	217th

1975

Round	Player	Position	Overall
1	Tim Young	C	16th
2	Terry Bucyk	RW	33rd
4	Andre Leduc	D	69th
5	Dave Miglia	D	87th
6	Bob Russell	C	105th
7	Dave Faulkner	C	123rd
8	Bill Reber	RW	141st
9	Sean Sullivan	D	157th
10	Brian Petrovek	G	172nd
11	Tom Goddard	RW	186th
12	Mario Viens	G	197th
13	Chuck Carpenter	C	203rd
14	Bob Fish	LW	207th
15	Dave Taylor	RW	210th
15	Robert Shaw	D	213th

1976

Round	Player	Position	Overall
2	Steve Clippingdale	LW	21st
3	Don Moores	C	49th
4	Bob Mears	G	67th
5	Rob Palmer	D	85th
6	Larry McRae	G	103rd

George Maguire – General Manager from  
May 28, 1977 through January 30, 1984.

1977

Round	Player	Position	Overall
5	Julian Baretta	G	84th
5	Warren Holmes	C	85th
6	Randy Rudnyk	RW	103rd
7	Bob Suter	D	120th

1978

Round	Player	Position	Overall
5	Paul Mancini	LW	77th
6	Doug Keans	G	94th
7	Don Waddell	D	111th
8	Rob Mierkalns	C	128th
9	Rick Scully	RW	145th
10	Brad Thiessen	C	162nd
11	Jim Armstrong	LW	177th
12	Claude Laroche	C	193rd

1979

Round	Player	Position	Overall
1	Jay Wells	D	16th
2	Dean Hopkins	RW	29th
2	Mark Hardy	D	30th
3	John Paul Kelly	LW	50th
4	John Gibson	D	71st
5	Jim Brown	D	92nd
6	Jay McFarlane	D	113th

1980

Round	Player	Position	Overall
1	Larry Murphy	D	4th
1	Jim Fox	RW	10th
2	Greg Terrion	LW	33rd
2	Dave Morrison	RW	34th
3	Steve Bozek	LW	52nd
4	Bernie Nicholls	C	73rd
5	Alan Graves	LW	94th
6	Darren Eliot	G	115th
7	Mike O'Connor	D	136th
8	Billy O'Dwyer	C	157th

## KINGS ALL-TIME AMATEUR DRAFT CHOICES

1980 (contd.)

9	Daryl Evans	LW	178th
10	Kim Collins	LW	199th

1981

Round	Player	Position	Overall
1	Doug Smith	C	2nd
2	Dean Kennedy	D	39th
4	Marty Dallman	C	81st
6	Brad Thompson	D	123rd
7	Craig Hurley	D	134th
7	Peter Sawkins	D	144th
8	Dan Brennan	LW	165th
9	Al Tuer	D	186th
10	Jeff Baikie	LW	207th

1982

Round	Player	Position	Overall
2	Mike Heidt	D	27th
3	Steve Seguin	W	48th
4	Dave Gans	C	64th
4	Dave Ross	G	82nd
5	Darcy Roy	LW	90th
5	Ulf Isaksson	LW	95th
7	Victor Nechayev	C	132nd
8	Peter Helander	D	153rd
9	Dave Chartier	D	174th
10	John Franzosa	G	195th
11	Ray Shero	LW	216th
12	Mats Ullander	RW	237th

1983

Round	Player	Position	Overall
3	Bruce Shoebottom	D	47th
4	Guy Benoit	C	67th
5	Bob LaForest	RW	87th
5	Garry Galley	D	100th
6	Dave Lundmark	D	107th
6	Kevin Stevens	C	108th
7	Tim Burgess	D	127th
8	Ken Hammond	D	147th
9	Bruce Fishback	C	167th
10	Thomas Ahlen	D	187th
11	Jan Blaha	RW	207th
12	Chad Johnson	C	227th

Rogie Vachon – General Manager from  
January 30, 1984 through June 25, 1992.

1984

Round	Player	Position	Overall
1	Craig Redmond	D	6th
2	Brian Wilks	C	24th
3	John English	D	48th
4	Tom Glavine	C	69th
5	David Grannis	RW	87th
6	Greg Strome	G	108th
7	Timothy Hanley	C	129th
8	Shannon Deegan	C	150th
9	Luc Robitaille	LW	171st
10	Jeff Crossman	C	191st
11	Paul Kenny	G	212th
12	Brian Martin	C	232nd

1985

Round	Player	Position	Overall
1	Craig Duncanson	LW	9th
1	Dan Gratton	C	10th
2	Par Edlund	RW	30th

1985 (contd.)

4	Perry Florio	D	72nd
5	Petr Prajsler	D	93rd
7	Tim Flanagan	RW	135th
8	John Hyduke	G	156th
9	Steve Horner	RW	177th
11	Trent Ciprick	RW	219th
12	Marian Horvath	LW	240th

1986

Round	Player	Position	Overall
1	Jimmy Carson	C	2nd
3	Denis Larocque	D	44th
4	Sylvain Couturier	LW	65th
5	Brian Ferreira	LW	86th
6	Robb Stauber	G	107th
7	Sean Krakiwsky	RW	128th
8	Rene Chapdelaine	D	149th
9	Trevor Pochipinski	D	170th
10	Paul Kelly	D	191st
11	Russ Mann	D	212th
12	Brian Hayton	LW	233rd

1987

Round	Player	Position	Overall
1	Wayne McBean	D	4th
2	Mark Fitzpatrick	G	27th
3	Ross Wilson	RW	43rd
5	Mike Vukonich	C	90th
6	Greg Batters	RW	111th
7	Kyosti Karjalainen	LW	132nd
9	Jeff Gawlicki	LW	174th
10	John Preston	C	195th
11	Rostislav Vlach	RW	216th
12	Mikael Lindholm	C	237th

1988

Round	Player	Position	Overall
1	Martin Gelin	LW	7th
2	Paul Holden	D	28th
3	John Van Kessel	RW	49th
4	Rob Blake	D	70th
5	Jeff Robison	D	91st
6	Micah Aivazoff	C	109th
6	Robert Larsson	D	112th
7	Jeff Kruesel	G	133rd
8	Timo Peltomaa	RW	154th
9	Jim Larkin	LW	175th
10	Brad Hyatt	D	196th
11	Doug Laprade	RW	217th
12	Joe Flanagan	C	238th

1989

Round	Player	Position	Overall
2	Brent Thompson	D	39th
4	Jim Maher	D	81st
5	Eric Ricard	D	102nd
5	Thomas Newman	G	103rd
6	Daniel Rydmark	C	123rd
7	Ted Kramer	RW	144th
8	Sean Whyte	RW	165th
9	Jim Giacini	LW	182nd
9	Martin Maskarinec	D	186th
10	Jim Hiller	RW	207th
11	Steve Jacques	D	228th
12	Kevin Sneddon	D	249th



## KINGS ALL-TIME AMATEUR DRAFT CHOICES

1990				1995			
Round	Player	Position	Overall	Round	Player	Position	Overall
1	Darryl Sydor	D	7th	1	Aki Berg	D	3rd
2	Brandy Semchuk	RW	28th	2	Donald MacLean	C	33rd
3	Bob Berg	LW	49th	2	Pavel Rosa	RW	50th
5	Dave Goverde	G	91st	3	Vladimir Tsyplakov	LW	59th
6	Erik Andersson	C	112th	5	Jason Morgan	C	118th
7	Robert Lang	C	133rd	6	Igor Melyakov	LW	137th
8	Dean Hulett	RW	154th	7	Benoit Larose	D	157th
9	Dennis LeBlanc	C	175th	7	Juha Vuorivirta	C	163rd
10	Patrik Ross	RW	196th	9	Brian Stewart	D	215th
11	Kevin White	C	217th				
12	Troy Mohns	D	238th				

1991				1996			
Round	Player	Position	Overall	Round	Player	Position	Overall
2	Guy Leveque	C	42nd	2	Josh Green	LW	30th
4	Keith Redmond	LW	79th	2	Marian Cisar	RW	37th
4	Alexei Zhitnik	D	81st	3	Greg Phillips	C/RW	57th
5	Pauli Jaks	G	108th	4	Mikael Simons	C/RW	84th
6	Brett Seguin	C	130th	4	Eric Belanger	C	96th
7	Kelly Fairchild	C	152nd	5	Jesse Black	D	120th
9	Craig Brown	G	196th	5	Peter Hogan	D	123rd
10	Mattias Olsson	D	218th	8	Stephen Valiquette	G	190th
11	Andre Bouliane	G	240th	8	Kai Nurminen	LW	193rd
12	Michael Gaul	D	262nd	9	Sebastien Simard	LW	219th

1992				1997			
Round	Player	Position	Overall	Round	Player	Position	Overall
2	Justin Hocking	D	39th	1	Olli Jokinen	C	3rd
3	Sandy Allan	G	63rd	1	Matt Zultek	C	15th
4	Kevin Brown	RW	87th	2	Scott Barney	C	29th
5	Jeff Shevalier	LW	111th	4	Joe Corvo	D	83rd
6	Raymond "Rem" Murray	C/LW	135th	4	Sean Blanchard	D	99th
9	Magnus Wernblom	LW	207th	6	Richard Seeley	D	137th
10	Ryan Pisiak	RW	231st	6	Jeff Katcher	D	150th
11	Jukka Tiilikainen	LW	255th	8	Jay Kopischke	LW	193rd
				9	Konrad Brand	D	220th

**Nick Beverley – General Manager from June 25, 1992 through May 18, 1994.**

1993				1998			
Round	Player	Position	Overall	Round	Player	Position	Overall
2	Shayne Toporowski	RW	42nd	1	Mathieu Biron	D	21st
3	Jeff Mitchell	RW	68th	2	Justin Papineau	C	46th
4	Bob Wren	C	94th	3	Alexey Volkov	G	76th
5	Frederick Beaubien	G	105th	4	Kip Brennan	LW	103rd
5	Jason Saal	G	117th	5	Joe Rullier	D	133rd
6	Jere Karalahti	D	146th	6	Tomas Zizka	D	163rd
7	Justin Martin	RW	172nd	7	Tommi Hannus	C	190th
8	Travis Dillabough	C	198th	8	Jim Henkel	C	217th
9	Martin Strbak	D	224th	9	Matthew Yeats	G	248th
10	Kimmo Timonen	D	250th				
11	Patrick Howald	LW	276th				

**Sam McMaster – General Manager from May 24, 1994 through April 22, 1997.**

1994				1999			
Round	Player	Position	Overall	Round	Player	Position	Overall
1	Jamie Storr	G	7th	2	Andrei Shefer	LW	43rd
2	Matt Johnson	LW	33rd	3	Jason Crain	D	74th
3	Vitali Yachmenev	RW	59th	3	Frantisek Kaberle	D	76th
5	Chris Schmidt	C	111th	3	Cory Campbell	G	92nd
7	Luc Gagne	RW	163rd	4	Brian McGrattan	RW	104th
8	Andrew Dale	C	189th	4	Daniel Johansson	C	125th
9	Jan Nemecek	D	215th	5	Jean-Francois Noguees	G	133rd
10	Sergei Shaloma	LW	241st	7	Kevin Baker	RW	193rd
				8	George Parros	RW	222nd
				9	Noah Clarke	LW	250th

## KINGS ALL-TIME AMATEUR DRAFT CHOICES

2000				2005			
Round	Player	Position	Overall	Round	Player	Position	Overall
1	Alexander Frolov	LW	20th	1	Anze Kopitar	C	11th
2	Andreas Lilja	D	54th	2	Dany Roussin	LW	50th
3	Yanick Lehoux	C	86th	2	T.J. Fast	D	60th
4	Lubomir Visnovsky	D	118th	3	Jonathan Quick	G	72nd
5	Nathan Marsters	G	165th	5	Patrik Hersley	D	139th
7	Evgeny Federov	C	201st	6	Ryan McGinnis	D	184th
7	Tim Eriksson	C	206th	7	Josh Meyers	D	206th
7	Craig Olynyck	D	218th	7	John Seymour	C	226th
8	Dan Welch	RW	245th				
8	Flavien Conne	C	250th				
9	Carl Grah	G	282nd				

**Dean Lombardi – General Manager from April 21, 2006 to present.**

2001				2006			
Round	Player	Position	Overall	Round	Player	Position	Overall
1	Jens Karlsson	RW	18th	1	Jonathan Bernier	G	11th
1	David Steckel	C	30th	1	Trevor Lewis	C	17th
2	Michael Cammalleri	C	49th	2	Joe Ryan	D	48th
2	Jaroslav Bednar	C	51st	3	Jeff Zatkoff	G	74th
3	Henrik Juntunen	RW	83rd	3	Bud Holloway	C/RW	86th
4	Richard Petiot	D	116th	4	Niclas Andersen	D	114th
5	Terry Denike	G	152nd	5	David Meckler	C	134th
5	Tuukka Mantyla	D	153rd	5	Martin Nolet	D	144th
7	Cristobal Huet	G	214th	6	Constantin Braun	LW	164th
8	Mike Gabinet	D	237th				
9	Sebastien Laplante	G	277th				

2002				2007			
Round	Player	Position	Overall	Round	Player	Position	Overall
1	Denis Grebeshkov	D	18th	1	Thomas Hickey	D	4th
2	Sergei Anshakov	LW	50th	2	Oscar Moller	C	52nd
3	Petr Kanko	RW	66th	2	Wayne Simmonds	RW	61st
4	Aaron Rome	D	104th	3	Bryan Cameron	C/RW	82nd
4	Mark Rooneem	LW	115th	4	Alec Martinez	D	95th
5	Greg Hogeboom	RW	152nd	4	Dwight King	C/LW	109th
5	Joel Andresen	D	157th	5	Linden Rowat	G	124th
6	Ryan Murphy	RW	185th	5	Joshua Turnbull	C	137th
7	Mikhail Lyubushin	D	215th	7	Josh Kidd	D	184th
8	Tuukka Pulliainen	C/W	248th	7	Matt Fillier	C/LW	188th
9	Connor James	C/W	279th				

2003				2008			
Round	Player	Position	Overall	Round	Player	Position	Overall
1	Dustin Brown	RW	13th	1	Drew Doughty	D	2nd
1	Brian Boyle	C	26th	1	Colten Teubert	D	13th
1	Jeff Tambellini	LW	27th	2	Viatcheslav Voynov	D	32nd
2	Konstantin Pushkarev	C	44th	3	Robert Czarnik	C	63rd
3	Ryan Munce	G	82nd	3	Andrew Campbell	D	74th
5	Brady Murray	C	152nd	3	Geordie Wudrick	LW	88th
6	Esa Pirnes	C	174th	5	Andrei Loktionov	C	123rd
8	Matt Zaba	G	231st	6	Justin Azevedo	C	153rd
8	Mike Sullivan	C	244th	7	Garrett Roe	LW	183rd
9	Martin Guerin	C	274th				

2004				2009			
Round	Player	Position	Overall	Round	Player	Position	Overall
1	Lauri Tukonen	RW	11th	1	Brayden Schenn	C	5th
3	Paul Baier	D	95th	2	Kyle Clifford	LW	35th
4	Ned Lukacevic	LW	110th	3	Nicolas Deslauriers	D	84th
5	Eric Neilson	LW	143rd	4	Jean-Francois Berube	G	95th
6	Scott Parse	C	174th	4	Linden Vey	RW	96th
7	Mike Curry	RW	205th	5	David Kolomatis	D	126th
7	Daniel Taylor	G	221st	6	Michael Pelech	C/LW	156th
8	Yutaka Fukufuji	G	238th	6	Brandon Kozun	RW	179th
9	Valtteri Tenkanen	C	264th	7	Jordan Nolan	C	186th
				7	Nic Dowd	C	198th



## KINGS ALL-TIME TRADES

**Larry Regan – General Manager from May 17, 1967 to December 17, 1973.**

**June 8, 1967** – Acquired the rights to Red Kelly from Toronto for Ken Block.

**June 16, 1967** – Acquired Trevor Fahey, Jim Murray and Ken Turlik from the New York Rangers for Barclay Plager.

**May 20, 1968** – Acquired Skip Krake from Boston for a first-round choice in the 1970 NHL Amateur Draft.

**June 11, 1968** – Acquired Myron Stankiewicz from St. Louis for Terry Gray.

**June 11, 1968** – Acquired Gerry Desjardins from Montreal for a first-round choice in the 1969 NHL Amateur Draft (later transferred to Minnesota) and the 1972 NHL Amateur Draft.

**July 1, 1968** – Acquired Larry Cahan from Montreal for Yves Locas and Brian D. Smith.

**October 10, 1968** – Acquired Jimmy Peters from Detroit for Terry Sawchuk.

**October 15, 1968** – Acquired Gary Croteau, Brian Murphy and Wayne Thomas from Toronto for Lou Deveau and Grant Moore.

**November 12, 1968** – Acquired Ron Anderson from Detroit for Poul Popiel.

**May 14, 1969** – Acquired Ross Lonsberry and Eddie Shack from Boston for Ken Turlik and first-round choices in both the 1971 and 1973 NHL Amateur Drafts.

**June 9, 1969** – Acquired Dennis Hextall and Leon Rochefort from the New York Rangers for Real Lemieux.

**September, 1969** – Acquired Roger Cote from Phoenix (WHL) for Jim Murray.

**January 24, 1970** – Acquired Dick Duff from Montreal for Dennis Hextall.

**February 20, 1970** – Acquired Brian Gibbons, Garry Monahan and Matt Ravlich from Detroit for Gary Croteau, Larry Johnston and Dale Rolfe.

**February 20, 1970** – Acquired Denis Dejordy, Gilles Marotte and Jim Stanfield from Chicago for Bryan Campbell, Gerry Desjardins and Bill White.

**February 28, 1970** – Acquired Real Lemieux and Juha Widing from the New York Rangers for Ted Irvine.

**May 11, 1970** – Acquired Ray Fortin from St. Louis for Bob Wall.

**May 20, 1970** – Acquired Mike Byers from Philadelphia for Brent Hughes.

**May 22, 1970** – Acquired Lucien Grenier, Larry Mickey and Jack Norris from Montreal for Gregg Boddy, Leon Rochefort and Wayne Thomas.

**September 3, 1970** – Acquired Bob Pulford from Toronto for Garry Monahan and Brian Murphy.

**November 25, 1970** – Acquired Mike McMahon and future considerations from Buffalo for Dick Duff and Eddie Shack.

**January 26, 1971** – Acquired Ralph Backstrom from Montreal for Ray Fortin and Gord Labossiere.

**June 13, 1971** – Acquired Larry Hillman from Philadelphia for Larry Mickey.

**November 4, 1971** – Acquired Rogie Vachon from Montreal for Denis Dejordy, Dale Hoganson, Noel Price and Doug Robinson.

**December 16, 1971** – Acquired Doug Barrie and Mike Keeler from Buffalo for Mike Byers and Larry Hillman.

**January 11, 1972** – Acquired Bob Woytowich from Pittsburgh for Al McDonough.

**January 28, 1972** – Acquired Serge Bernier, Jim Johnson and Bill Lesuk from Philadelphia for Bill Flett, Eddie Joyal, Ross Lonsberry and Jean Potvin.

**August 22, 1972** – Acquired Terry Harper from Montreal for a second-round choice in the 1974 NHL Amateur Draft, first and third-round choices in the 1975 NHL Amateur Draft and a first-round choice in the 1976 NHL Amateur Draft.

**December 15, 1972** – Acquired John Van Horlick from Portland (WHL) for Mike Keeler, Jim Stanfield and Glen Toner.

**January 22, 1973** – Acquired Frank St. Marseille from St. Louis for Paul Curtis.

**February 26, 1973** – Acquired Dan Maloney from Chicago for Ralph Backstrom.

**May 29, 1973** – Acquired Bob Murdoch and Randy Rota from Montreal for a first-round choice in the 1974 NHL Amateur Draft and cash.

**November 30, 1973** – Acquired Sheldon Kannegiesser, Mike Murphy and Tommy Williams from the New York Rangers for Gilles Marotte and Real Lemieux.

**Jake Milford – General Manager from December 17, 1973 through May 26, 1977.**

**February 9, 1974** – Acquired Roger Pelletier and cash from Philadelphia for Doug Volmar.

**February 15, 1974** – Acquired Gene Carr from the New York Rangers for a first-round choice in the 1977 NHL Amateur Draft.

**June 23, 1975** – Acquired Bart Crashley and the rights to Marcel Dionne from Detroit for Terry Harper, Dan Maloney and a second-round choice (later transferred to Minnesota) in the 1976 NHL Amateur Draft.

**August 15, 1975** – Acquired a second-round choice in the 1976 NHL Amateur Draft (Steve Clippingdale) from Minnesota for Tim Young.

**January 14, 1976** – Acquired Ab DeMarco from Vancouver for a second-round choice (later transferred to Atlanta) in the 1977 NHL Amateur Draft.

**March 6, 1976** – Acquired Bert Wilson and the rights to Curt Brackenbury from St. Louis for cash.

**May 28, 1976** – Acquired John Campbell from the New York Rangers for Mark Heaslip.

**June 12, 1976** – Acquired Glenn Goldup and a third-round choice in the 1978 NHL Amateur Draft (later transferred to Detroit) from Montreal for a third-round choice in the 1977 NHL Amateur Draft and a first-round choice in the 1978 NHL Amateur Draft.

**September 29, 1976** – Acquired Dave Schultz from Philadelphia for a fourth-round choice in the 1977 NHL Amateur Draft and a second-round choice (later transferred to Colorado) in the 1978 NHL Amateur Draft.

**October 18, 1976** – Acquired a fifth-round choice in the 1977 NHL Amateur Draft (Julian Baretta) from Pittsburgh for Mike Corrigan.

**January 22, 1977** – Acquired Jim Moxey and Gary Simmons from Cleveland for Gary Edwards and Juha Widing.

**May 23, 1977** – Acquired Randy Manery from Atlanta for Ab DeMarco.

**George Maguire – General Manager from May 28, 1977 through January 30, 1984.**

**May 23, 1977** – Acquired Randy Manery from Atlanta for Ab DeMarco.

**June 17, 1977** – Acquired Steve Short from Philadelphia for future considerations.

**November 2, 1977** – Acquired Syl Apps, Jr. and Hartland Monahan from Pittsburgh for Gene Carr, Dave Schultz and a fourth-round choice in the 1978 NHL Amateur Draft.

**November 21, 1977** – Acquired Larry Carriere from Vancouver for Sheldon Kannegiesser.

**January 9, 1978** – Acquired Danny Grant from Detroit for a third-round choice in the 1978 NHL Amateur Draft and the rights to Barry Long.

**January 14, 1978** – Acquired a second-round choice in the 1980 NHL Entry Draft (Greg Terrion) from St. Louis for Neil Komadoski.

**June 14, 1978** – Acquired Scott Garland, Brian Glennie, Kurt Walker and a second-round choice in the 1979 NHL Entry Draft (Mark Hardy) from Toronto for Dave Hutchison and Lorne Stampler.

**July 10, 1978** – Acquired Rick Hampton, Dave Gardner and Steve Jensen from Minnesota for the signing of Gary Sargent.

**September 18, 1978** – Acquired Doug Halward from Boston for future considerations.

**October 5, 1978** – Acquired Murray Wilson and a first-round choice in the 1979 NHL Entry Draft (Jay Wells) from Montreal for a first-round choice in the 1981 NHL Entry Draft.

**October 9, 1978** – Acquired Ron Grahame from Boston for a first-round choice in the 1979 NHL Entry Draft.

**November 18, 1978** – Acquired a fourth-round choice in the 1982 NHL Entry Draft (Dave Gans) from Colorado for Nick Beverly.

**December 6, 1978** – Acquired Steve Carlson from Detroit for Steve Short.

**December 31, 1978** – Acquired Randy Holt from Vancouver for Don Kozak.

**January 16, 1979** – Acquired Richard Mulhern and a second-round choice in the 1980 NHL Entry Draft (Dave Morrison) from Atlanta for Bob Murdoch and a second-round choice in the 1980 NHL Entry Draft.

**June 11, 1979** – Acquired Mike Marson from Washington for Steve Clippingdale.

**August 16, 1979** – Acquired Barry Gibbs from the New York Islanders for future considerations (Tommy Williams).

**August 22, 1979** – Acquired Andre St. Laurent, a first-round choice in the 1980 NHL Entry Draft (Larry Murphy) and a first-round choice in the 1981 NHL Entry Draft (Doug Smith) from Detroit as compensation for the signing of Dale McCourt.

**September 14, 1979** – Acquired Brad Selwood and a fourth-round choice in the 1982 NHL Entry Draft (Dave Gans) from Montreal for a fourth-round choice in the 1982 NHL Entry Draft.

**March 10, 1980** – Acquired Jerry Korab from Buffalo for a first-round choice in the 1982 NHL Entry Draft.

**March 10, 1980** – Acquired Billy Harris and Dave Lewis from the New York Islanders for Butch Goring.

**June 6, 1980** – Acquired Garry Unger from Calgary for Randy Holt and Bert Wilson.

**February 17, 1981** – Acquired Rick Chartraw from Montreal for a second-round choice in the 1983 NHL Entry Draft.

**March 8, 1981** – Acquired future considerations (Gary Bromley) and a fifth-round choice in the 1982 NHL Entry Draft (Ulf Isaksson) from Vancouver for Doug Halward.

**March 10, 1981** – Acquired Don Luce from Buffalo for a sixth-round choice in the 1982 NHL Entry Draft and cash.

**March 10, 1981** – Acquired Rick Martin from Buffalo for a third-round choice in the 1981 NHL Entry Draft and a first-round choice in the 1983 NHL Entry Draft.

## KINGS ALL-TIME TRADES

**March 10, 1981** – Acquired Jim Rutherford from Toronto for a fifth-round choice in the 1981 NHL Entry Draft.

**March 10, 1981** – Acquired a seventh-round choice (Craig Hurley) in the 1981 NHL Entry Draft from Edmonton for Garry Unger.

**August 10, 1981** – Acquired Bob Gladney and a sixth-round choice in the 1983 NHL Entry Draft (Kevin Stevens) from Toronto for Don Luce.

**August 10, 1981** – Acquired a fifth-round choice in the 1983 NHL Entry Draft (Garry Galley) from Edmonton for Jay MacFarlane.

**November 11, 1981** – Acquired Ian Turnbull from Toronto for John Gibson and Billy Harris.

**June 22, 1982** – Acquired Blair Barnes from Edmonton for Paul Mulvey.

**October 19, 1982** – Acquired a fourth-round choice in the 1983 NHL Entry Draft (later traded to Detroit) from Toronto for Greg Terrion.

**October 24, 1982** – Acquired Terry Ruskowski from Chicago for Larry Goodenough and a third-round choice in the 1984 NHL Entry Draft.

**December 7, 1982** – Acquired Rick Blight from Edmonton for Alan Hangleben.

**February 23, 1983** – Acquired Markus Mattsson from Minnesota for a third-round choice in the 1985 NHL Entry Draft.

**June 20, 1983** – Acquired Kevin LaVallee and Carl Mokosak from Calgary for Steve Bozek.

**September 9, 1983** – Acquired Anders Hakansson from Pittsburgh for the rights to Kevin Stevens.

**October 3, 1983** – Acquired Fred Barrett and Steve Christoff from Minnesota for Dave Lewis.

**October 15, 1983** – Acquired Marc Chorney from Pittsburgh for a sixth-round choice in the 1985 NHL Entry Draft.

**October 18, 1983** – Acquired Brian Engblom and Ken Houston from Washington for Larry Murphy.

**November 17, 1983** – Acquired Mike McEwen from the New York Islanders for a fourth-round choice in the 1984 NHL Entry Draft (originally from Detroit).

**January 3, 1984** – Acquired Marco Baron from Boston for Bob LaForest.

**Rogie Vachon – General Manager from January 30, 1984 through June 25, 1992.**

**June 9, 1984** – Acquired Bob Janecyk, a first-round choice in the 1984 NHL Entry Draft (Craig Redmond), a third-round choice in the 1984 NHL Entry Draft (John English) and a fourth-round choice in the 1984 NHL Entry Draft (Tom Glavine) from Chicago for a first-round choice in the 1984 NHL Entry Draft and a fourth-round choice in the 1984 NHL Entry Draft.

**October 24, 1984** – Acquired a first-round choice in the 1985 NHL Entry Draft (Dan Gratton) from Boston for Charlie Simmer.

**November 18, 1984** – Acquired Steve Shutt from Montreal for a 10th-round choice in the 1985 NHL Entry Draft.

**March 12, 1985** – Acquired Dave Williams from Detroit for cash.

**September 9, 1985** – Acquired Glen Currie from Washington for Daryl Evans.

**October 11, 1985** – Acquired Paul Guay and a fourth-round choice in the 1986 NHL Entry Draft (later returned to Philadelphia for the acquisition of Joe Paterson) from Philadelphia for Steve Seguin and a second-round choice in the 1986 NHL Entry Draft.





## KINGS ALL-TIME TRADES

**October 31, 1985** – Acquired Bryan Erickson from Washington for Bruce Shoebottom.

**December 9, 1985** – Acquired Grant Ledyard and Roland Melanson from the New York Rangers for Brian MacLellan and a fourth-round choice in the 1987 NHL Entry Draft.

**December 18, 1985** – Acquired Joe Paterson from Philadelphia for a fourth-round choice (originally from Philadelphia – acquired on October 11, 1985) in the 1986 NHL Entry Draft.

**January 30, 1986** – Acquired Ken Baumgartner, Sean McKenna and Larry Playfair from Buffalo for Brian Engblom and Doug Smith.

**February 14, 1987** – Acquired Al Jensen from Washington for Garry Galley.

**March 10, 1987** – Acquired Bob Carpenter and Tom Laidlaw from the New York Rangers for Jeff Crossman, Marcel Dionne and a third-round choice in the 1989 NHL Entry Draft (later transferred to Minnesota).

**June 13, 1987** – Acquired a first-round choice in the 1987 NHL Entry Draft (Wayne McBean) from Minnesota for a first-round choice in the 1987 NHL Entry Draft and a third-round choice in the 1987 NHL Entry Draft.

**December 14, 1987** – Acquired Mike Allison from Toronto for Sean McKenna.

**January 21, 1988** – Acquired Mike Siltala and Gordie Walker from the New York Rangers for Joe Paterson.

**February 5, 1988** – Acquired Chris Kontos and a sixth-round choice in the 1988 NHL Entry Draft (Micah Aivazoff) from Pittsburgh for Bryan Erickson.

**February 9, 1988** – Acquired Craig Laughlin from Washington for Grant Ledyard.

**February 23, 1988** – Acquired Ron Duguay from the New York Rangers for Mark Hardy.

**August 9, 1988** – Acquired Wayne Gretzky, Mike Krushelnyski and Marty McSorley from Edmonton for Jimmy Carson, Martin Gelin, a first-round choice in the 1991 NHL Entry Draft (later transferred to New Jersey), a first-round choice in the 1993 NHL Entry Draft and cash estimated at \$15 million.

**September 29, 1988** – Acquired Doug Crossman from Philadelphia for Jay Wells.

**October 21, 1988** – Acquired Bob Logan and a ninth-round choice in the 1989 NHL Entry Draft (Jim Giacini) from Buffalo for Larry Playfair.

**November 3, 1988** – Acquired Dave Pasin from Boston for Paul Guay.

**November 25, 1988** – Acquired Gilles Hamel from Winnipeg for Paul Fenton.

**December 12, 1988** – Acquired Mike Boyce, Todd Elik, Igor Liba and future considerations from the New York Rangers for Dean Kennedy and Denis Larocque.

**January 22, 1989** – Acquired Jay Miller from Boston for future considerations (later completed with a trade on January 23, 1989).

**January 23, 1989** – Acquired Steve Kasper from Boston for Bob Carpenter (as part of the future considerations from the trade that took place on January 22, 1989).

**February 3, 1989** – Acquired Dean Kennedy from the New York Rangers for a fourth-round choice in the 1990 NHL Entry Draft.

**February 22, 1989** – Acquired Kelly Hrudey from the New York Islanders for Mark Fitzpatrick, Wayne McBean and future considerations.

**March 7, 1989** – Acquired Patrick Mayer from Pittsburgh for Tim Tookey.

**March 7, 1989** – Acquired Alan May and Jim Wiemer from Edmonton for Brian Wilks and John English.

**June 17, 1989** – Acquired a fifth-round choice in the 1989 NHL Entry Draft (Tom Newman) from Washington for Alan May.

**September 1, 1989** – Acquired the rights to Barry Beck from the New York Rangers for cash.

**October 4, 1989** – Acquired a fourth-round choice in the 1991 NHL Entry Draft (Keith Redmond) from Buffalo for Dean Kennedy.

**November 10, 1989** – Acquired Brian Benning from St. Louis for a third-round choice in the 1991 NHL Entry Draft.

**November 24, 1989** – Acquired Bob Halkidis and future considerations from Buffalo for Dale Degray and future considerations.

**November 29, 1989** – Acquired Mikko Makela from the New York Islanders for Ken Baumgartner and Hubie McDonough.

**December 1, 1989** – Acquired Brad Jones from Winnipeg for Phil Sykes.

**January 20, 1990** – Acquired Tony Granato and Tomas Sandstrom from the New York Rangers for Bernie Nicholls.

**September 6, 1990** – Acquired Daniel Berthiaume from Minnesota for Craig Duncanson.

**September 30, 1990** – Acquired Mike Donnelly from Buffalo for Mikko Makela.

**November 9, 1990** – Acquired John McIntyre from Toronto for Mike Krushelnyski.

**March 5, 1991** – Acquired Ilkka Sinisalo from Minnesota for an eighth-round choice in the 1991 NHL Entry Draft.

**May 30, 1991** – Acquired Jeff Chychrun and Jari Kurri from Philadelphia for Steve Duchesne, Steve Kasper and a fourth-round choice in the 1991 NHL Entry Draft.

**June 22, 1991** – Acquired Randy Gilhen, Charlie Huddy, Jim Thomson and a fourth-round choice in the 1991 NHL Entry Draft (originally the New York Rangers choice; Alexei Zhitnik) from Minnesota for Todd Elik.

**October 28, 1991** – Acquired Chris Norton and future considerations from Chicago for Rod Buskas.

**December 23, 1991** – Acquired Corey Miller from the New York Rangers for Randy Gilhen.

**January 18, 1992** – Acquired future considerations from Boston for Daniel Berthiaume.

**February 18, 1992** – Acquired Steve Weeks from the New York Islanders for a seventh-round choice in the 1992 NHL Entry Draft.

**February 19, 1992** – Acquired Paul Coffey from Pittsburgh for Brian Benning, Jeff Chychrun and a first-round choice in the 1992 NHL Entry Draft.

**Nick Beverley – General Manager from June 25, 1992 through May 18, 1994.**

**September 3, 1992** – Acquired Pat Conacher from New Jersey for future considerations.

**November 6, 1992** – Acquired Jeff Chychrun from Pittsburgh for Peter Ahola.

**December 19, 1992** – Acquired Marc Fortier and Jim Thomson from Ottawa for Bob Kudelski and Shawn McCosh.

**January 29, 1993** – Acquired Jimmy Carson, Marc Potvin and Gary Shuchuk from Detroit for Paul Coffey, Sylvain Couturier and Jim Hiller.

**March 22, 1993** – Acquired Mark Hardy and a fifth-round choice in the 1993 NHL Entry Draft (originally from Ottawa; Frederick Beaubien) from the New York Rangers for John McIntyre.

## KINGS ALL-TIME TRADES

**June 26, 1993** – Acquired a fifth-round choice in the 1993 NHL Entry Draft (Jason Saal) from New Jersey for Corey Miller.

**August 27, 1993** – Acquired Shawn McEachern from Pittsburgh for Marty McSorley.

**November 2, 1993** – Acquired future considerations from Edmonton for Jeff Chychrun.

**November 3, 1993** – Acquired Doug Houda from Hartford for Marc Potvin.

**January 8, 1994** – Acquired Dixon Ward from Vancouver for Jimmy Carson.

**January 28, 1994** – Acquired Brad Tiley from the New York Rangers for an 11th-round choice in the 1994 NHL Entry Draft.

**February 16, 1994** – Acquired Marty McSorley and Jim Paek from Pittsburgh for Shawn McEachern and Tomas Sandstrom.

**March 19, 1994** – Acquired Donald Dufresne from Tampa Bay for a sixth-round choice in the 1994 NHL Entry Draft.

**March 21, 1994** – Acquired Kevin Todd from Chicago for a fourth-round choice in the 1994 NHL Entry Draft.

**Sam McMaster – General Manager from May 24, 1994 through April 22, 1997.**

**June 25, 1994** – Acquired a seventh-round choice in the 1995 NHL Entry Draft (Benoit Larose) from Ottawa for Jim Paek.

**July 26, 1994** – Acquired Sean O'Donnell from Buffalo for Doug Houda.

**July 29, 1994** – Acquired Rick Tocchet and a second-round choice in the 1995 NHL Entry Draft (Pavel Rosa) from Pittsburgh for Luc Robitaille.

**August 8, 1994** – Acquired Ruslan Batyrshin and a second-round choice in the 1996 NHL Entry Draft (Marian Cisar) from Winnipeg for Brent Thompson and future considerations.

**October 3, 1994** – Acquired Eric Lacroix, Chris Snell and a fourth-round choice in the 1996 NHL Entry Draft (Eric Belanger) from Toronto for Kelly Fairchild, Guy Leveque, Shayne Toporowski and Dixon Ward.

**February 10, 1995** – Acquired Randy Burridge from Washington for Warren Rychel.

**February 14, 1995** – Acquired Philippe Boucher, Grant Fuhr and Denis Tsygurov from Buffalo for Charlie Huddy, Robb Stauber, Alex Zhitnik and a fifth-round choice in the 1995 NHL Entry Draft.

**February 17, 1995** – Acquired a fourth-round choice in the 1996 NHL Entry Draft (later transferred to Washington) from Dallas for Mike Donnelly and a seventh-round choice in the 1996 NHL Entry Draft.

**March 27, 1995** – Acquired Arto Blomsten from Winnipeg for an eighth-round choice in the 1995 NHL Entry Draft.

**May 31, 1995** – Acquired Jan Vopat from Hartford for a fourth-round choice in the 1995 NHL Entry Draft.

**June 7, 1995** – Acquired a fifth-round choice in the 1995 NHL Entry Draft (originally from Vancouver; Jason Morgan) from Dallas for Jeff Mitchell.

**July 8, 1995** – Acquired Byron Dafeo and Dimitri Khristich from Washington for a first-round choice in the 1996 NHL Entry Draft and a fourth-round choice in the 1996 NHL Entry Draft.

**November 13, 1995** – Acquired Steven Finn from Tampa Bay for Michel Petit.

**December 28, 1995** – Acquired John Slaney from Colorado for a sixth-round choice in the 1996 NHL Entry Draft.

**January 14, 1996** – Acquired Steve Larouche from the New York Rangers for Chris Snell.

**January 25, 1996** – Acquired Kevin Stevens from Boston for Rick Tocchet.

**February 10, 1996** – Acquired Craig Ferguson from Calgary for Pat Conacher.

**February 17, 1996** – Acquired Shane Churla and Doug Zmolek from Dallas for Darryl Sydor and a fifth-round choice in the 1996 NHL Entry Draft.

**February 27, 1996** – Acquired Craig Johnson, Patrice Tardif, Roman Vopat, a fifth-round choice in the 1996 NHL Entry Draft (Peter Hogan) and a first-round choice in the 1997 NHL Entry Draft (Matt Zultek) from St. Louis for Wayne Gretzky.

**March 14, 1996** – Acquired Ray Ferraro, Nathan LaFayette, Ian Laperriere, Mattias Norstrom and a fourth-round choice in the 1997 NHL Entry Draft (Sean Blanchard) from the New York Rangers for Shane Churla, Jari Kurri and Marty McSorley.

**March 19, 1996** – Acquired a fourth-round choice in the 1996 NHL Entry Draft (originally from Los Angeles; Mikael Simons) from Philadelphia for John Druce and a seventh-round choice in the 1997 NHL Entry Draft.

**March 20, 1996** – Acquired Jaroslav Modry and an eighth-round choice in the 1996 NHL Entry Draft (Stephen Valiquette) from Ottawa for Kevin Brown.

**June 20, 1996** – Acquired Stephane Fiset and a first-round choice in the 1998 NHL Entry Draft (Mathieu Biron) from Colorado for Eric Lacroix and a first-round choice in the 1998 NHL Entry Draft.

**August 22, 1996** – Acquired Petr Klima from Tampa Bay for a fifth-round choice in the 1997 NHL Entry Draft.

**October 25, 1996** – Acquired a conditional choice in the 1997 NHL Entry Draft from Pittsburgh for Petr Klima.

**November 19, 1996** – Acquired Chris Marinucci from the New York Islanders for Nick Vachon.

**November 28, 1996** – Acquired Brad Smyth from Florida for a third-round choice in the 1997 NHL Entry Draft.

**March 18, 1997** – Acquired Glen Murray from Pittsburgh for Ed Olczyk.

**Dave Taylor – General Manager from April 22, 1997 through April 18, 2006.**

**August 28, 1997** – Acquired Luc Robitaille from the New York Rangers for Kevin Stevens.

**August 29, 1997** – Acquired Sandy Moger, Jozef Stumpel and a fourth-round choice in the 1998 NHL Entry Draft (later transferred to New Jersey) from Boston for Dimitri Khristich and Byron Dafeo.

**November 14, 1997** – Acquired future considerations from the New York Rangers for Brad Smyth.

**May 29, 1998** – Acquired future considerations from Nashville for Marian Cisar.

**June 18, 1998** – Acquired Doug Bodger from New Jersey for a fourth-round choice in the 1998 NHL Entry Draft.

**June 26, 1998** – Acquired future considerations from Nashville for Kimmo Timonen and Jan Vopat.

**July 7, 1998** – Acquired future considerations (cash) from Nashville for Vitali Yachmenev.

**July 31, 1998** – Acquired Manny Legace from Carolina for a conditional choice in the 1999 NHL Entry Draft.

**September 3, 1998** – Acquired a third-round choice in the 1999 NHL Entry Draft (Frantisek Kaberle) from Chicago for Doug Zmolek.



## KINGS ALL-TIME TRADES

**October 22, 1998** – Acquired Ryan Bach from Detroit for a sixth-round choice in the 2000 NHL Entry Draft.

**October 29, 1998** – Acquired Eric Lacroix from Colorado for Roman Vopat and a sixth-round choice in the 1999 NHL Entry Draft.

**December 18, 1998** – Acquired Donald Audette from Buffalo for a second-round choice in the 1999 NHL Entry Draft.

**February 12, 1999** – Acquired Sean Pronger from the New York Rangers for Eric Lacroix.

**March 23, 1999** – Acquired Jason Podollan and a third-round choice in the 1999 NHL Entry Draft (Cory Campbell) from Toronto for Yanic Perreault.

**March 23, 1999** – Acquired Dave Babych and a fifth-round choice in the 2000 NHL Entry Draft (Nathan Marsters) from Philadelphia for Steve Duchesne.

**June 20, 1999** – Acquired Marcel Cousineau, Ziggy Palfy, Bryan Smolinski and a fourth-round choice in the 1999 NHL Entry Draft (Daniel Johansson) from the New York Islanders for Mathieu Biron, Josh Green, Olli Jokinen and a first-round choice in the 1999 NHL Entry Draft.

**January 24, 2000** – Acquired an eighth-round choice in the 2000 NHL Entry Draft (Dan Welch) from Buffalo for Vladimir Tsylpakov.

**January 25, 2000** – Acquired future considerations from Atlanta for Bill Huard.

**February 18, 2000** – Acquired Allan Egeland from Calgary for future considerations.

**March 13, 2000** – Acquired Kelly Buchberger and Nelson Emerson from Atlanta for Donald Audette and Frantisek Kaberle.

**May 1, 2000** – Acquired Steve Passmore from Chicago for a fourth-round choice in the 2000 NHL Entry Draft.

**January 3, 2001** – Acquired a conditional draft choice in the 2002 NHL Entry Draft (fifth-round; Joel Andresen) from the New York Islanders for Jason Blake.

**February 15, 2001** – Acquired Felix Potvin from Vancouver for future considerations.

**February 21, 2001** – Acquired Adam Deadmarsh, Aaron Miller, a player to be named later (Jared Aulin), a first-round choice in the 2001 NHL Entry Draft (David Steckel) and a first-round choice in the 2003 NHL Entry Draft (Brian Boyle) from Colorado for Rob Blake and Steven Reinprecht.

**February 28, 2001** – Acquired an eighth-round choice in the 2001 NHL Entry Draft (Mike Gabinet) from Chicago for Steve Passmore.

**March 13, 2001** – Acquired Adam Mair and a second-round choice in the 2001 NHL Entry Draft (Michael Cammalleri) from Toronto for Aki Berg.

**October 24, 2001** – Acquired Jason Allison and Mikko Eloranta from Boston for Glen Murray and Jozef Stumpel.

**December 18, 2001** – Acquired Rich Brennan from Nashville for Brett Hauer.

**March 16, 2002** – Acquired Cliff Ronning from Nashville for Jere Karalahti and a conditional choice in the 2003 NHL Entry Draft.

**June 22, 2002** – Acquired a fourth-round choice in the 2002 NHL Entry Draft (Aaron Rome) from Minnesota for Cliff Ronning.

**July 16, 2002** – Acquired Derek Armstrong from the New York Rangers for a sixth-round choice in the 2003 NHL Entry Draft.

**July 24, 2002** – Acquired Erik Rasmussen from Buffalo for Adam Mair and a fifth-round choice in the 2003 NHL Entry Draft.

**November 26, 2002** – Acquired Dmitry Yushkevich from Florida for Jaroslav Bednar and Andreas Lilja.

**February 28, 2003** – Acquired a fourth-round choice in the 2003 NHL Entry Draft (later transferred to Boston) and a seventh-round choice in the 2004 NHL Entry Draft (Daniel Taylor) from Philadelphia for Dmitry Yushkevich.

**March 11, 2003** – Acquired Sean Avery, Maxim Kuznetsov, and first-round choice in the 2003 NHL Entry Draft (Jeff Tambellini) and a second-round choice in the 2004 NHL Entry Draft (later transferred to Boston) from Detroit for Mathieu Schneider.

**March 11, 2003** – Acquired Tim Gleason from Ottawa for Bryan Smolinski.

**May 28, 2003** – Acquired Roman Cechmanek from Philadelphia for a second-round choice in the 2004 NHL Entry Draft.

**June 22, 2003** – Acquired Jozef Stumpel and a seventh-round choice in the 2003 NHL Entry Draft (later transferred to Nashville) from Boston for a fourth-round choice in the 2003 NHL Entry Draft and a second-round choice in the 2004 NHL Entry Draft.

**June 22, 2003** – Acquired a sixth-round choice in the 2003 NHL Entry Draft (Esa Pirnes) from Nashville for two seventh-round choices in the 2003 NHL Entry Draft.

**September 15, 2003** – Acquired Milan Hnilicka from Atlanta for future considerations.

**November 30, 2003** – Acquired Martin Straka from Pittsburgh for Sergei Anshakov and Martin Strbak.

**March 2, 2004** – Acquired Nathan Dempsey from Chicago for a fourth-round choice in the 2005 NHL Entry Draft.

**March 8, 2004** – Acquired Anson Carter from Washington for Jared Aulin.

**March 9, 2004** – Acquired Jeff Cowan from Atlanta for Kip Brennan.

**June 26, 2004** – Acquired Radek Bonk from Ottawa for a third-round choice in the 2004 NHL Entry Draft.

**June 26, 2004** – Acquired Mathieu Garon and a third-round choice in the 2004 NHL Entry Draft (Paul Baier) from Montreal for Radek Bonk and Cristobal Huet.

**June 27, 2004** – Acquired Stephane Quintal from Montreal for future considerations.

**June 27, 2004** – Acquired a seventh-round choice in the 2005 NHL Entry Draft (John Seymour) from Columbus for a ninth-round choice in the 2004 NHL Entry Draft.

**August 4, 2005** – Acquired Jeremy Roenick and a third-round choice in the 2006 NHL Entry Draft (Bud Holloway) from Philadelphia for future considerations.

**March 8, 2006** – Acquired Mark Parrish and Brent Sopel from the New York Islanders for Denis Grebeshkov and Jeff Tambellini.

**March 9, 2006** – Acquired Tim Jackman from Phoenix for Yanick Lehoux.

**Dean Lombardi – General Manager from April 21, 2006 to present.**

**June 24, 2006** – Acquired Patrick O'Sullivan and a first-round choice in the 2006 NHL Entry Draft (Trevor Lewis) from Minnesota for Pavol Demitra.

**June 24, 2006** – Acquired a fourth-round choice in the 2006 NHL Entry Draft (Niclas Andersen) and a fifth-round choice in the 2006 NHL Entry Draft (Martin Nolet) from the New York Rangers for a fourth-round choice in the 2006 NHL Entry Draft.

**June 24, 2006** – Acquired a seventh-round choice in the 2007 NHL Entry Draft (Matt Fillion) from Columbus for a seventh-round choice in the 2006 NHL Entry Draft.

## KINGS ALL-TIME TRADES

**July 5, 2006** – Acquired Dan Cloutier from Vancouver for a second-round choice in the 2007 NHL Entry Draft and a third-round choice in the 2009 NHL Entry Draft.

**September 29, 2006** – Acquired Jack Johnson and Oleg Tverdoksoy from Carolina for Eric Belanger and Tim Gleason.

**January 20, 2007** – Acquired a fourth-round choice in the 2008 NHL Entry Draft (later traded to San Jose on June 21, 2008) from Tampa Bay for Ryan Munce.

**January 29, 2007** – Acquired Jamie Lundmark, a fourth-round choice in the 2007 NHL Entry Draft (Dwight King) and a second-round choice in the 2008 NHL Entry Draft (later traded back to Calgary on June 20, 2008) from Calgary for Craig Conroy.

**February 5, 2007** – Acquired Marc-Andre Cliche, Jan Marek, Jason Ward and future considerations (a third-round choice in the 2008 NHL Entry Draft later traded to Buffalo on June 21, 2008) from the New York Rangers for Sean Avery, John Seymour and future considerations.

**February 26, 2007** – Acquired a second-round choice in the 2007 NHL Entry Draft (Wayne Simmonds) and a fourth-round choice in the 2008 NHL Entry Draft (later traded to Buffalo on June 21, 2008) from Vancouver for Brent Sopel.

**February 27, 2007** – Acquired Johan Fransson, Jaroslav Modry, a second-round choice in the 2007 NHL Entry Draft (Oscar Moller), a third-round choice in the 2007 NHL Entry Draft (Bryan Cameron) and a first-round choice in the 2008 NHL Entry Draft (later traded to Anaheim on June 20, 2008) from Dallas for Mattias Norstrom, Konstantin Pushkarev, a third-round choice in the 2007 NHL Entry Draft and a fourth-round choice in the 2007 NHL Entry Draft.

**February 27, 2007** – Acquired a fifth-round choice in the 2007 NHL Entry Draft (Joshua Turnbull) from Tampa Bay for Jason Ward.

**February 27, 2007** – Acquired Jamie Heward from Washington for future considerations.

**June 23, 2007** – Acquired a fourth-round choice in the 2007 NHL Entry Draft (Alec Martinez) from Washington for sixth-round choice in the 2007 NHL Entry Draft and a fourth-round choice in the 2008 NHL Entry Draft.

**December 12, 2007** – Acquired a sixth-round choice in the 2008 NHL Entry Draft (later traded to Chicago on June 21, 2008) from Dallas for Evgeny Federov.

**February 19, 2008** – Acquired a third-round choice in the 2008 NHL Entry Draft (Geordie Wudrick) from Philadelphia for Jaroslav Modry.

**February 26, 2008** – Acquired a second-round choice in the 2008 NHL Entry Draft (later traded to Colorado for Brad Richardson on June 21, 2008) and a fourth-round choice in the 2009 NHL Entry Draft (later traded to Atlanta on June 27, 2009) from Detroit for Brad Stuart.

**February 26, 2008** – Acquired a seventh-round choice in the 2008 NHL Entry Draft (later traded to St. Louis on June 21, 2008) from Anaheim for Jean-Sebastien Aubin.

**June 4, 2008** – Acquired a fifth-round choice in the 2009 NHL Entry Draft (later traded to Florida on June 27, 2009) from St. Louis for T.J. Fast.

**June 20, 2008** – Acquired a first-round choice in the 2008 NHL Entry Draft (later traded to Anaheim on June 20, 2008) and a second-round choice in the 2009 NHL Entry Draft (later traded to Carolina on March 4, 2009) from Calgary for Michael Cammalleri and a second-round choice in the 2008 NHL Entry Draft.

**June 20, 2008** – Acquired a first-round choice in the 2008 NHL Entry Draft (12th overall selection; later traded to Buffalo on June 20, 2008) from Anaheim for two first-round choices in the 2008 NHL Entry Draft (17th and 28th overall).

**June 20, 2008** – Acquired a first-round choice in the 2008 NHL Entry Draft (13th overall, Colten Teubert) and a third-round choice in the 2009 NHL Entry Draft (later traded to Calgary on June 27, 2009) from Buffalo for a first-round choice in the 2008 NHL Entry Draft (12th overall).

**June 21, 2008** – Acquired Brad Richardson from Colorado for a second-round choice in the 2008 NHL Entry Draft.

**June 21, 2008** – Acquired a third-round choice in the 2008 NHL Entry Draft (Andrew Campbell) from Buffalo for a third-round choice in the 2008 NHL Entry Draft and a fourth-round choice in the 2008 NHL Entry Draft.

**June 21, 2008** – Acquired a fourth-round choice in the 2009 NHL Entry Draft (later traded to Atlanta on June 27, 2009) and a fifth-round choice in the 2010 NHL Entry Draft from San Jose for a fourth-round choice in the 2008 NHL Entry Draft.

**June 21, 2008** – Acquired a sixth-round choice in the 2009 NHL Entry Draft (Brandon Kozun) from Chicago for a sixth-round choice in the 2008 NHL Entry Draft.

**June 21, 2008** – Acquired a seventh-round choice in the 2009 NHL Entry Draft (Nic Dowd) from St. Louis for a seventh-round choice in the 2008 NHL Entry Draft.

**June 29, 2008** – Acquired Matt Greene and Jarret Stoll from Edmonton for Lubomir Visnovsky.

**July 1, 2008** – Acquired Denis Gauthier and a second-round choice in the 2010 NHL Entry Draft from Philadelphia for Patrik Hersley and Ned Lukacevic.

**July 21, 2008** – Acquired Richard Clune from Dallas for Lauri Tukonen.

**September 30, 2008** – Acquired Sean O'Donnell from Anaheim for a conditional choice in the 2009 NHL Entry Draft.

**December 30, 2008** – Acquired a seventh-round choice in the 2009 NHL Entry Draft (later traded to Atlanta on June 27, 2009) from Vancouver for Jason LaBarbera.

**March 4, 2009** – Acquired Justin Williams from Carolina as part of a three-team trade that also involved Edmonton. In exchange for Williams, the Kings traded Patrick O'Sullivan to Edmonton and sent a second-round choice in the 2009 NHL Entry Draft to Carolina.

**June 27, 2009** – Acquired a third-round choice in the 2009 NHL Entry Draft (Nicolas Deslauriers) and a fourth-round choice in the 2009 NHL Entry Draft (later traded to Florida on June 27, 2009) from Calgary for a third-round choice in the 2009 NHL Entry Draft.

**June 27, 2009** – Acquired a third-round choice in the 2010 NHL Entry Draft from Florida for a fourth-round choice in the 2009 NHL Entry Draft and a fifth-round choice in the 2009 NHL Entry Draft.

**June 27, 2009** – Acquired a fourth-round choice in the 2009 NHL Entry Draft (Jean-Francois Berube) from Atlanta for two fourth-round choices in the 2009 NHL Entry Draft and one seventh-round choice in the 2009 NHL Entry Draft.

**June 27, 2009** – Acquired a third-round choice in the 2010 NHL Entry Draft from the New York Rangers for Brian Boyle.

**July 3, 2009** – Acquired Ryan Smyth from Colorado for Kyle Quincey, Tom Preissing and a fifth-round choice in the 2010 NHL Entry Draft.



## KINGS ALL-TIME UNIFORM NUMBERS

Listed are players credited with playing at least one regular season or playoff game.

- 1 Sean BURKE (1/07-4/07); Milan HNILICKA (12/03-4/04); Jamie STORR (10/95-4/03); Rick KNICKLE (2/93-11/93); Steve WEEKS (2/92); Ron SCOTT (2/90-3/90); Bob JANECYK (10/84-11/88); Mario LESSARD (10/78-11/84); Gary SIMMONS (1976-77); Gary EDWARDS (10/71-1/77); Jack NORRIS (10/70-3/71); Wayne RUTLEDGE (1968-69 to 1969-70); Jacques CARON (1967-68); Wayne RUTLEDGE (1967-68).
- 2 **Matt GREENE (10/09-present);** Richard PETIOT (1/06-4/06); Bryan MUIR (12/03-4/04); Frantisek KABERLE (10/99-12/99); Doug ZMOLEK (3/96-4/98); Darryl SYDOR (1/96-2/96); Alexei ZHITNIK (10/92-2/95); Brian BENNING (11/89-2/92); Jim WIEMER (3/89); Craig REDMOND (10/84-10/88); Ken HAMMOND (10/84); Mike MCEWEN (11/83-4/84); Howard SCRUTON (3/83); Jim BROWN (1/88); Bob GLADNEY (12/82); Dean TURNER (10/82); Al SIMS (3/82); Trevor JOHANSEN (10/81-2/82); Rick CHARTRAW (3/80-4/80); Randy MANERY (10/78-3/80); Ab DEMARCO (1/76-5/77); Bart CRASHLEY (1975-76); Terry HARPER (10/72-4/75); Bill MIKKELSON (1971-72); Bob WOYTOWICH (1/72-4/72); Dale HOGANSON (10/70-11/71); Bob WALL (10/67-4/70).
- 3 **Jack JOHNSON (9/07-present);** Aaron MILLER (2/01-4/07); Garry GALLEY (10/97-4/00); Jan VOPAT (3/95); Denis TSYGUROV (2/95-11/95); Brent THOMPSON (12/92-2/94); Tom LAIDLAW (3/87-4/90); Ken HAMMOND (3/87); Garry GALLEY (10/84-2/87); Marc CHORNEY (10/83-3/84); Peter HELANDER (10/82); Ian TURNBULL (11/81-2/82); Al SIMS (10/81); Doug HALWARD (12/78-3/81); Larry BROWN (10/72-4/78); Doug BARRIE (12/71-3/72); Larry HILLMAN (10/71-12/71); Larry CAHAN (10/69-3/71); Dave AMADIO (1968-69); Poul POPIEL (1967-68); Dave AMADIO (1967-68).
- 4 Rob BLAKE (3/90-2/01 and 10/06-4/08); Jim FOX (10/89-11/89); Doug CROSSMAN (10/88-4/88); Eric GERMAIN (3/88-4/88); Grant LEDYARD (12/85-2/88); Ken HAMMOND (10/85); Russ ANDERSON (10/83-3/84); Jerry KORAB (10/80-4/83); Randy HOLT (12/78-2/80); Brian GLENNIE (10/78-12/78); Dave HUTCHISON (10/74-4/78); Gilles MAROTTE (2/70-11/73); Dale HOGANSON (1969-70); Jim MURRAY (1967-68); Jacques LEMIEUX (1967-68); Brent HUGHES (1967-68).
- 5 **Peter HARROLD (2/08-present);** Brent SOPEL (3/06-2/07); Tomas ZIZKA (1/03-3/04); Aki BERG (10/95-3/01); Tim WATTERS (10/88-2/95); Denis LAROCQUE (3/88); Mark HARDY (12/85-2/88); Brian ENGBLOM (10/83-1/86); Larry MURPHY (10/80-10/83); Jerry KORAB (3/80-4/80); Richard MULHERN (1/79-3/80); Bob MURDOCH (10/73-1/79); Harry HOWELL (2/71-4/72); Noel PRICE (10/70-2/71); Brent HUGHES (10/68-4/70); Larry JOHNSTON (1967-68); Dave AMADIO (1967-68).
- 6 **Sean O'DONNELL (10/08-present);** Brad STUART (9/07-2/08); Jamie HEWARD (2/07-4/07); Joe CORVO (10/05-4/06); Maxim KUZNETSOV (3/03-4/04); Andreas LILJA (12/01-11/02); Sean O'DONNELL (1/95-4/00); Doug HOUDA (11/93-4/94); Jeff CHYCHRUN (10/91-2/92 and 11/92-2/93); Todd ELIK (12/89-3/91); Dean KENNEDY (10/85-4/89); Ken HAMMOND (4/85); Dean KENNEDY (10/82-3/85); Rob PALMER (11/77-11/80); Sheldon KANNEGIESSER (11/73-11/77); Paul CURTIS (10/70-1/73); Dale ROLFE (10/67-3/70).
- 7 Derek ARMSTRONG (10/03-4/09); Cliff RONNING (3/02-4/02); Jaroslav BEDNAR (10/01-3/02); Nelson EMERSON (10/00-4/01); Steve MCKENNA (3/97-4/00); Ed OLCZYK (10/96-3/97); Kevin BROWN (11/95-12/95); Dan QUINN (1/95-5/95); Jim PAEK (2/94-4/94); Tomas SANDSTROM (1/90-2/94); Phil SYKES (10/84-4/89); Mike MURPHY (11/73-4/83); Real LEMIEUX (11/70-11/73); Dick DUFF (10/70-11/70); Skip KRAKE (1968-69 and 1969-70); Bryan CAMPBELL (1968-69); Terry GRAY (10/67-3/68).
- 8 **Drew DOUGHTY (10/08-present);** Matt ELLIS (2/08-4/08); Mike WEAVER (10/06-4/07); Jeff COWAN (3/04-4/04); Martin STRBAK (10/03-11/03); Jere KARALAHTI (12/99-3/02); Doug BODGER (10/98-4/99); Dimitri KHRISTICH (10/95-4/93); Kevin BROWN (1/95); Rob MURPHY (10/93-11/93); Rene CHAPDELAINE (2/93-3/93); Marc FORTIER (12/92-1/93); Scott BJUGSTAD (1/90-3/92); Gilles HAMEL (11/88-12/88); Paul FENTON (10/87-11/88); Paul GUAY (10/86-4/87); Brian WILKS (10/85-4/86); Terry RUSKOWSKI (11/82-4/85); Dan BONAR (10/80-4/83); Bert WILSON (10/75-3/80); Doug VOLMAR (1972-73 to 1973-74); Jim JOHNSON (1/72-3/73); Ross LONSBERY (10/69-1/72); Jimmy PETERS (1968-69); Brian SMITH (1967-68).
- 9 **Oscar MOLLER (10/08-present);** Konstantin PUSHKAREV (3/06-2/07); Erik RASMUSSEN (10/02-1/03); Kelly BUCHBERGER (3/00-4/02); Vladimir TSYPLAKOV (11/95-12/99); Rob BROWN (1/95-3/95); Dixon WARD (1/94-4/94);

## KINGS ALL-TIME UNIFORM NUMBERS

- Sean WHYTE (11/92-1/93); Ilkka SINISALO (3/91-12/91); Bernie NICHOLLS (2/82-1/90); Al HANGSLEBEN (1/82-2/82); Scott GRUHL (11/81); Billy HARRIS (3/80-11/81); Mike MARSON (1979-80); Murray WILSON (10/78-4/79); Ernie HICKE (10/77-4/78); Bob NEVIN (10/73-4/76); Ralph BACKSTROM (1/71-3/73); Gord LABOSSIERE (10/70-1/71); Bill FLETT (1969-70); Real LEMIEUX (10/67-3/69).
- 10 Allyn MCCAULEY (10/06-4/07); Nathan DEMPSEY (3/04-4/06); Mathieu SCHNEIDER (10/00-3/03); Donald AUDETTE (12/98-3/00); Don MACLEAN (10/97-1/98); Neal BROTEN (12/96-1/97); Jeff SHEVALIER (4/95); Warren RYCHEL (10/92-2/95); Dennis SMITH (10/90); Mike ALLISON (12/87-4/90); Sean MCKENNA (1/86-12/87); Morris LUKOWICH (11/85); Billy O'DWYER (1/84-2/84 and 1/85-2/85); Phil SYKES (1/84); Bob LAFOREST (10/83); Terry RUSKOWSKI (10/82-4/83); Victor NECHAYEV (10/82); Brock TREDWAY (4/82); Scott GRUHL (3/82); Dave MORRISON (1/82); Bernie NICHOLLS (11/81); Rick MARTIN (3/81-11/81); Steve CARLSON (10/79-4/80); Vic VENASKY (10/72-4/79); Jim STANFIELD (1969-70 to 1970-71); Howie HUGHES (10/67-4/70).
- 11 **Anze KOPITAR (10/06-present);** Anson CARTER (3/04-4/04); Steve KELLY (3/01-11/03); Jason BLAKE (4/99-1/01); Brandon CONVERY (11/98-12/98); Mattias NORSTROM (3/96-4/96); Brad SMYTH (12/96-11/97); Shane CHURLA (2/96-3/96); Mike DONNELLY (10/91-2/95); Steve KASPER (1/89-3/91); Bob CARPENTER (10/87-1/89); Lyle PHAIR (10/85-3/87); Steve SHUTT (11/84-4/85); Charlie SIMMER (1/79-10/84); Pete STEMKOWSKI (10/77-4/78); Frank ST. MARSEILLE (10/76-1/77); Mike CORRIGAN (10/71-10/76); Doug ROBINSON (10/70-4/71); Bryan CAMPBELL (1969-70); Gary CROTEAU (1969-70); Lowell MACDONALD (10/67-3/69).
- 12 Patrick O'SULLIVAN (10/06-3/09); Esa PIRNES (10/03-4/04); Ken BELANGER (10/01-4/03); Marko TUOMAINEN (10/99-3/01); Olli JOKINEN (11/98-4/99); Roman VOPAT (11/96-4/98); Kevin TODD (3/94-4/96); Jimmy CARSON (1/93-1/94); Sylvain COUTURIER (12/88-12/91); Paul GUAY (12/87-3/88, 10/88); Craig DUNCANSON (10/87); Morris LUKOWICH (12/85-4/87); Paul GUAY (10/85-12/85); Carl MOKOSAK (11/84-3/85); Steve CHRISTOFF (10/83-3/84); Dean HOPKINS (10/79-4/83); Hartland MONAHAN (1977-78); Gene CARR (1973-74 to 1977-78); Jimmy PETERS (1971-72 to 1973-74); Mike BYERS (1971-72); Brian CARLIN (1971-72); Larry MICKEY (10/70-4/71); Garry MONAHAN (1969-70); Dennis HEXTALL (1969-70); Gord LABOSSIERE (1968-69); Brian SMITH (1967-68); Bryan CAMPBELL (1967-68).
- 13 **John ZEILER (10/08-present);** Michael CAMMALLERI (11/03-4/08); Robert LANG (10/92-4/96).
- 14 **Justin WILLIAMS (3/09-present);** Mattias NORSTROM (10/96-2/07); Gary SHUCHUK (2/93-4/96); Kyosti KARJALAINEN (1/92-3/92); Gordie WALKER (12/89); Tony GRANATO (1/89-4/89); Jim HOFFORD (10/88); Bob BOURNE (10/86-4/88); Len HACHBORN (12/85-2/86); Bob MILLER (10/84-4/85); Brian MACLELLAN (1/83); Scott GRUHL (12/82); Al SIMS (12/82); Pierre GIROUX (12/82); Dave GANS (11/82); Phil SYKES (11/82); Greg TERRION (10/80-4/82); Syl APPS JR. (10/77-4/80); Dave SCHULTZ (10/76-10/77); Frank ST. MARSEILLE (1972-73 to 1975-76); Phil HOENE (1972-73); Lucien GRENIER (10/70-4/72); Larry CAHAN (1968-69).
- 15 **Brad RICHARDSON (10/08-present);** Brady MURRAY (9/07-10/07); Jamie LUNDMARK (1/07-4/07); Jeff COWAN (10/05-12/06); Jozef STUMPEL (10/03-4/04); Ted DONATO (3/02); Jozef STUMPEL (10/97-10/01); Jaroslav MODRY (3/96-4/97); Pat CONACHER (10/92-2/96); Randy GILHEN (10/91-12/91); Chris KONTOS (3/89-4/90); Tim TOOKEY (10/88); Bryan ERICKSON (12/85-12/88); Dave GANS (10/85); Kevin LAVALLEE (11/84); Daryl EVANS (3/82-11/84); Andre ST. LAURENT (12/81-2/82); Bobby SHEEHAN (11/81); Bernie NICHOLLS (11/81); Andre ST. LAURENT (10/79-4/81); Steve CLIPPINGDALE (1976-77); Jim MOXEY (1976-77); Juha WIDING (3/70-1/77); Ted IRVINE (10/67-2/70).
- 16 **MARCEL DIONNE (10/75-3/87) Number Retired November 8, 1990;** Bill LESUK (1/72-4/74); Eddie JOYAL (10/67-1/72).
- 17 **Wayne SIMMONDS (10/08-present);** Lubomir VISNOVSKY (1/01-4/08); Tomas VLASAK (10/01-11/01); Nelson EMERSON (3/00-4/00); Bob CORKUM (12/99-3/00); Matt JOHNSON (10/96-4/99); Jari KURRI (10/91-3/96); Jim THOMSON (1/91-3/91); Brian WILKS (12/88); Bob LOGAN (12/88); Jimmy CARSON (10/86-4/88); John Paul KELLY (10/80-4/86); Tommy WILLIAMS (11/73-4/79); Dan MALONEY



## KINGS ALL-TIME UNIFORM NUMBERS

(1972-73); Bill FLETT (1970-71 to 1971-72); Mike CORRIGAN (1969-70); Bill FLETT (1967-68 to 1969-70).

**18 DAVE TAYLOR (10/77-4/94) Number Retired**  
**April 3, 1995;** Bob BERRY (10/70-4/77); Jimmy PETERS (1969-70 to 1970-71).

19 Kyle CALDER (9/07-4/09); Sean AVERY (3/03-2/07); Nelson EMERSON (10/01-4/02); Bob CORKUM (12/99-3/01); Len BARRIE (11/99-3/00); Russ COURTNALL (11/97-4/99); Jeff SHEVALIER (1/97-4/97); John DRUCE (11/93-3/96); Jim THOMSON (12/92-1/93); Larry ROBINSON (10/89-4/92); Jim FOX (10/80-11/88); Butch GORING (1970-71 to 3/80); Howie MENARD (1967-68 to 1968-69); Mike CORRIGAN (1967-68); Brian KILREA (1967-68).

**20 LUC ROBITAILLE (10/97-5/01 and 10/03-4/06) Number Retired January 20, 2007;** Ray FERRARO (3/96-4/97); Steve LAROCHE (2/96); **LUC ROBITAILLE (10/86-4/94);** Larry PLAYFAIR (2/86-4/86); Mark HARDY (10/80-4/85); Brad SELWOOD (1979-80); Don HOWSE (1979-80); Scott GARLAND (1978-79); Bob PULFORD (10/70-4/72); Dick DUFF (1/70-4/70); Ron ANDERSON (1968-69); Gord LABOSSIERE (1967-68).

21 Denis GAUTHIER (10/08-4/09); Brian WILLISIE (10/06-4/08); John TRIPP (10/03-4/04); Bryan SMOLINSKI (10/99-3/03); Josh GREEN (10/98-4/99); Olli JOKINEN (10/97); Kai NURMINEN (10/96-4/97); Tony GRANATO (10/90-4/96); Barry BECK (10/89-3/90); Wayne MCBEAN (10/87-2/88); Bob CARPENTER (3/87-4/87); Peter DINEEN (3/87); Glen CURRIE (3/86-4/86); Anders HAKANSSON (10/83-2/86); Rick BLIGHT (12/82-1/83); Dave MORRISON (11/82-12/82); Scott GRUHL (12/81); Glenn GOLDUP (10/76-10/81); Dennis ABGRALL (1975-76); Phil HOENE (1973-74 to 1974-75); Serge BERNIER (1971-72 to 1972-73); Al MCDONOUGH (1971-72); Matt RAVLICH (1969-70 to 1970-71); Bill WHITE (10/67-2/70).

22 Brian BOYLE (2/08-4/09); Joe PISKULA (3/07-4/07); Shay STEPHENSON (3/07); Jason WARD (2/07-3/07); Craig CONROY (10/05-1/07); Ian LAPERRIERE (3/96-4/04); Rick TOCCHET (3/95-1/96); Charlie HUDDY (10/91-2/95); Bob HALKIDIS (1/90-3/91); Ken BAUMGARTNER (1/88-11/89); Glen CURRIE (12/87); Dave WILLIAMS (3/85-10/87); Steve SEGUIN (10/84); Warren HOLMES (11/82-4/83); Dean JENKINS (10/83); Pierre GIROUX (10/82); Steve JENSEN (10/78-2/82); Gary SARGENT (10/75-4/78); Barry LONG (1971-72 to 1973-74); Jean POTVIN (1971-72); Al MCDONOUGH (1970-71);

Bryan CAMPBELL (1968-69); Marc DUFOUR (1968-69); Billy INGLIS (1967-68 to 1968-69); Jim ANDERSON (1967-68).

**23 Dustin BROWN (10/03-present);** Craig JOHNSON (2/96-4/03); Phil CROWE (11/93-4/94); Corey MILLEN (12/91-6/93); Mike DONNELLY (11/90-3/91); Keith CROWDER (10/89-4/90); Igor LIBA (12/88-4/89); Larry PLAYFAIR (10/86-10/88); Bob MONGRAIN (3/86); Doug SMITH (10/81-1/86); Don LUCE (1980-81); Kevin SCHAMEHORN (1980-81); Barry GIBBS (1979-80); Nick BEVERLEY (1978-79); Randy HOLT (1978-79); Neil KOMADOSKI (10/72-4/78); Jim STANFIELD (1971-72); Jean POTVIN (1870-71); Eddie SHACK (1969-70 to 1970-71); Gary CROTEAU (1968-69); Doug ROBINSON (1967-68 and 1968-69).

**24 Alexander FROLOV (10/02-present);** Adam MAIR (3/01-4/02); Lubomir VISNOVSKY (10/00-1/01); Nathan LAFAYETTE (3/96-3/99); Michel PETIT (1/95-11/95); Mark HARDY (3/93-12/93); Frank BREAUULT (10/90-12/92); Mikko MAKELA (11/89-4/90); Dale DEGRAY (10/88-4/89); Jay WELLS (10/79-4/88); Brian GLENNIE (1978-79); Don KOZAK (1972-73 to 1977-78); Neil KOMADOSKI (1971-72); Mike BYERS (1970-71).

25 Matt MOULSON (10/08-11/08); Jon KLEMM (11/07-4/08); Noah CLARKE (11/06-4/07); Eric BELANGER (10/00-4/06); Kevin STEVENS (1/96-4/97); Darryl SYDOR (10/92-1/96); Jim THOMSON (10/91-4/92); Petr PRAJSLER (10/87-3/90); Dave LANGEVIN (2/87-4/87); Peter DINEEN (12/86); Craig DUNCANSON (4/86); Mark HARDY (12/85); Dan BRENNAN (3/84-10/85); Ken HOUSTON (10/83-2/84); Dave LEWIS (10/80-4/83); Don HOWSE (1979-80); Darryl EDESTRAND (1977-78 and 1978-79); Larry CARRIERE (1977-78); Randy ROTA (1973-74); Harry HOWELL (1970-71); Leon ROCHEFORT (1969-70).

**26 Michal HANDZUS (9/07-present);** Marty MURRAY (11/06-1/07); Trent KLATT (10/03-4/04); Joe CORVO (12/03-4/03); Randy ROBITAILLE (10/01-12/01); Rich BRENNAN (12/00-5/01); Ray FERRARO (10/97-4/99); Chris MARINUCCI (2/97); Philippe BOUCHER (2/95-4/96); Brian MCREYNOLDS (3/94-4/94); Marc FORTIER (2/93); Peter AHOLA (10/91-11/92); Mike KRUSHELNYSKI (10/88-11/90); John ENGLISH (3/88-4/88); Craig DUNCANSON (3/88); Brian WILKS (3/86); Al TUER (11/85-3/86); Brian WILKS (3/85); Wes JARVIS (10/83-3/84); Steve BOZEK (10/81-4/83); Dave MORRISON (1980-81); Dave LEWIS (3/80-4/80); Mark HARDY (1979-80); Mark HEASLIP (1978-79); Charlie SIMMER

## KINGS ALL-TIME UNIFORM NUMBERS

(1977-78); Steve SHORT (1977-78); Russ WALKER (1976-77 and 1977-78).

27 Kyle QUINCEY (10/08-4/09); Scott THORNTON (10/06-4/08); Joe CORVO (10/03-4/04); Erik RASMUSSEN (1/03-4/03); Jaroslav BEDNAR (3/02-11/03); Glen MURRAY (3/97-10/02); John SLANEY (1/96-1/97); Dave THOMLINSON (2/94-4/95); Marc POTVIN (1/93-10/93); Jim HILLER (10/92-1/93); John TONELLI (10/88-4/91); Lyle PHAIR (1/88-4/88); Joe PATERSON (12/85-1/88); Brian MACLELLAN (10/83-12/85); Rick CHARTRAW (1/82-1/83); John GIBSON (1980-81); Garry UNGER (1980-81); Rick HAMPTON (1978-79 and 1979-80); Lorne STAMLER (1976-77 and 1977-78); Dan MALONEY (1972-73 to 1974-75).

**28 Jarret STOLL (10/08-present);** Matt MOULSON (11/07-4/08); Oleg TVERDOVSKY (10/06-2/07); Adam DEADMARSH (2/01-4/04); Steven REINPRECHT (4/00-2/01); Bill HUARD (12/99); Jason PODOLLAN (3/99); Steve DUCHESNE (10/98-3/99); Philippe BOUCHER (10/96-4/98); Eric LACROIX (1/95-4/96); Guy LEVEQUE (11/92-4/94); Steve DUCHESNE (10/86-4/91); Rick LAPOINTE (10/84-12/86); Fred BARRETT (3/84); Mike HEIDT (10/83); Ulf ISAKSSON (10/82-2/83); Warren HOLMES (2/82); Paul MULVEY (1/82); John GIBSON (10/81-11/81).

29 Jeff GIULIANO (12/07-4/08); Tom KOSTOPOULOS (10/05-4/07); Brad CHARTRAND (10/99-4/04); Sean PRONGER (2/99-3/99); Eric LACROIX (10/98-2/99); Roman VOPAT (10/98); Steve FINN (11/95-4/97); Chris SNELL (2/95-5/95); Donald DUFRESNE (3/94-4/94); Lonnie LOACH (10/92-6/93); Jay MILLER (2/89-4/92); Mark FITZPATRICK (11/88-2/89); Al JENSEN (2/87-3/87); Glenn HEALY (11/85); Gary LASKOSKI (10/82-12/84); Al SIMS (3/82); Mike BLAKE (3/82); Jim RUTHERFORD (1980-81); Don WADDELL (1980-81); Billy SMITH (1971-72).

**30 Number Retired February 14, 1985;** Markus MATTSSON (2/83-3/84); Mike BLAKE (10/82-1/83); Doug KEANS (1980-81); Ron GRAHAME (1978-79 to 1980-81); **ROGIE VACHON (11/71-4/78);** Denis DEJORDY (2/70-11/71); Gerry DESJARDINS (1968-69 to 1969-70); Jacques CARON (1967-68); Terry SAWCHUCK (1967-68).

**31 Erik ERSBERG (2/08-present);** Mathieu GARON (10/05-4/07); Jared AULIN (12/02-3/04); Steve PASSMORE (10/00-3/01); Ryan BACH (10/98-4/99); Frederic CHABOT

(10/97-3/98); Byron DAFEO (10/95-4/96); Grant FUHR (2/95-5/95); Jamie STORR (1/95); Mario GOSSELIN (10/89-4/90); Roland MELANSON (1/86-3/89); Mike BLAKE (11/84); Marco BARON (1/84-3/84); Doug KEANS (1979-70 to 1980-81); Gary SIMMONS (1976-77 and 1977-78).

**32 Jonathan QUICK (12/07-present);** Barry BRUST (11/06); Roman CECHEMANEK (10/03-4/04); Derek ARMSTRONG (10/03-4/03); Stu GRIMSON (10/00-5/01); Manny LEGACE (10/98-4/99); J.C. BERGERON (1996-97); Kelly HRUDEY (2/88-4/96); Dan GRATTON (2/88); Tim TOOKEY (10/87-1/88); Paul PAGEAU (1980-81).

**33 Kevin WESTGARTH (1/09-present);** Jack JOHNSON (3/07-4/07); Yutaka FUKUFUJI (1/07); Ziggy PALFFY (10/99-4/04); Jaroslav MODRY (4/99); Jan VOPAT (10/96-4/98); Marty MCSORLEY (10/88-6/93 and 2/94-3/96); Chris KONTOS (3/88); Bob KUDELSKI (10/87-12/87).

34 Lauri TUKONEN (4/07-4/08); Marcel COUSINEAU (11/99-1/01); Donald AUDETTE (12/98); Byron DAFEO (10/96-4/97); Matt JOHNSON (1/95-10/95).

35 Jason LABABERA (10/05-12/08); Cristobal HUET (2/03-4/04); Stephane FISET (10/96-3/02); Arto BLOMSTEN (3/95-12/95); Robb STAUBER (3/90 and 10/93-2/95); Glenn HEALY (10/87-3/89); Darren ELIOT (10/84-8/87).

36 Dmitry YUSHKEVICH (11/02-2/03); Pauli JAKS (1/95); Daniel BERTHIAUME (10/90-1/92); Craig DUNCANSON (11/88 and 10/89-11/89).

37 Jean-Sebastien AUBIN (9/07-2/08); Gabe GAUTHIER (3/07-4/07); Mark PARRISH (3/06-4/06); Denis GREBESHKOV (12/05-3/06); Kip BRENNAN (1/02-3/04); Jason PODOLLAN (4/00-4/01); Paul DIPIETRO (10/96); Patrice TARDIF (2/96-4/96); Dan CURRIE (12/93); Bob KUDELSKI (10/88-12/92).

38 Kevin DALLMAN (10/06-4/08); Pavol DEMITRA (10/05-4/06); Denis GREBESHKOV (2/04-4/04); Chris MCALPINE (10/03-4/03); Rob VALICEVIC (10/01-11/01); Eric LAVIGNE (2/95); Dan GRATTON (10/87).

39 Dan CLOUTIER (10/06-4/08); Noah CLARKE (12/03-4/06); Felix POTVIN (2/01-4/03); Yanic PERREAULT (3/95); Hubie MCDONOUGH (10/88-11/90); Ken HAMMOND (11/87).



## KINGS ALL-TIME UNIFORM NUMBERS

40 Matt RYAN (12/05-1/06); Barry POTOMSKI (1/96-2/97); Darryl SYDOR (10/91).	54 <b>Teddy PURCELL (1/08-present);</b> Jan NEMECEK (11/98-4/00).
41 <b>Raitis IVANANS (10/06-present);</b> Jason ALLISON (10/01-4/04); Brent GRIEVE (10/96-12/96); Brandy SEMCHUK (3/93).	55 Pavel ROSA (12/98-4/04); Troy CROWDER (10/94-12/96); Doug ZMOLEK (2/96); Darryl WILLIAMS (3/93).
42 Tom PREISSING (9/07-3/09); Tim GLEASON (10/03-4/06); Mikko ELORANTA (10/01-4/03); Dan BYLSMA (12/95-4/00); Dominic LAVOIE (10/93-12/93); Steve RICHMOND (10/88 and 1/89).	56 Connor JAMES (1/06); Brent THOMPSON (10/91-4/92).
43 Tim JACKMAN (11/06); Mike WEAVER (10/05-4/06); Jon SIM (3/03-3/04); Philippe BOUCHER (10/98-4/02); Vitali YACHMENEV (10/95-3/98); Dave GOVERDE (12/91-11/93).	57 George PARROS (10/05-4/06); Steve HEINZE (10/01-4/03); Sean WHYTE (12/91).
44 <b>Davis DREWISKE (2/09-present);</b> Jaroslav MODRY (3/07-2/08); Lauri TUKONEN (2/07); Jaroslav MODRY (10/99-4/04); Dave BABYCH (3/99-4/99); Yanic PERREAULT (10/95-3/99); Randy BURRIDGE (4/95-5/95); John MCINTYRE (11/90-3/93); Ron DUGUAY (2/88-4/89); Dan BONAR (2/83).	58 Derek BEKAR (10/03-4/03).
45 Jonathan BERNIER (9/07-present); Adam HAUSER (1/06); Travis SCOTT (12/00-4/03); Sandy MOGER (10/97-4/98); Ruslan BATYRSHIN (3/96); Keith REDMOND (1/93-4/94); Gordie WALKER (11/88-12/88).	61 <b>Trevor LEWIS (12/08-present).</b>
46 Daniel TAYLOR (3/08); Mathieu CHOUINARD (2/04-4/04); Rick HAYWARD (12/90).	62 Scott BARNEY (1/03-4/04).
47 Ladislav NAGY (9/07-4/08); Josh GREEN (10/98); Brad JONES (10/90-3/91).	63 Brad NORTON (10/02-3/04); Rene CHAPDELAIN (10/90-3/92).
48 Petr KANKO (12/05-1/06); Mark VISHEAU (11/98-4/99).	72 Shane CHURLA (2/96).
49 Peter HARROLD (11/06-4/07); Ryan FLINN (1/02-4/06); Jay MILLER (1/89).	73 John ZEILER (2/07-4/08).
50 Bob JAY (10/93); Sean McCOSH (3/92).	77 Ken BELANGER (10/05-11/06); Rob COWIE (2/95-3/96); Paul COFFEY (2/92-1/93); Rod BUSKAS (10/90-10/91); Garry UNGER (1980-81).
51 Jeff TAMBELLINI (11/05-12/05); Chris SCHMIDT (2/03-3/03); Scott THOMAS (12/00-4/02); Justin HOCKING (4/94); Shawn MCEACHERN (10/93-2/94); Mikael LINDHOLM (10/89-2/90).	81 Craig LAUGHLIN (2/88-4/88).
52 Gabe GAUTHIER (12/07-present); Jerred SMITHSON (12/02-4/04); Jason MORGAN (4/97-4/98); Dave THOMLINSON (10/93).	82 Martin STRAKA (11/03-4/04).
53 Jeff GIULIANO (11/05-4/06); Jason HOLLAND (10/01-4/04); Brian MCREYNOLDS (2/94-3/94).	85 Petr KLIMA (10/96).
	92 Rick TOCCHET (1/94-3/94).
	97 Jeremy ROENICK (10/05-4/06).
	<b>99 WAYNE GRETZKY (10/88-2/96). Number Retired October 9, 2002.</b>

## KINGS ALL-TIME HOME ATTENDANCE YEAR-BY-YEAR

REGULAR SEASON				PLAYOFFS		
Season	Games	Attendance	Average	Season	Games	Average
1967-68	37	297,394	8,037	1967-68	4	36,640
1968-69	38	334,482	8,802	1968-69	5	45,039
1969-70	38	329,135	8,662			
1970-71	39	359,638	9,221			
1971-72	39	338,399	8,677			
1972-73	39	424,456	10,833			
1973-74	39	433,424	11,113	1973-74	2	28,417
1974-75	40	504,817	12,620	1974-75	2	28,431
1975-76	40	494,613	12,365	1975-76	4	60,038
1976-77	40	497,424	12,436	1976-77	5	78,098
1977-78	40	471,856	11,796	1977-78	1	12,889
1978-79	40	399,696	9,992	1978-79	1	12,029
1979-80	40	417,747	10,444	1979-80	2	22,779
1980-81	40	442,400	11,060	1980-81	2	24,950
1981-82	40	430,062	10,752	1981-82	4	64,020
1982-83	40	464,670	11,617			
1983-84	40	419,725	10,493			
1984-85	40	486,624	12,166	1984-85	1	16,005
1985-86	40	409,240	10,231			
1986-87	40	425,769	10,644	1986-87	2	23,433
1987-88	40	466,677	11,667	1987-88	2	29,885
1988-89	40	595,000	14,875	1988-89	6	96,030
1989-90	40	628,274	15,707	1989-90	5	80,025
1990-91	40	626,957	15,674	1990-91	6	96,030
1991-92	40	640,200	16,005	1991-92	3	48,015
1992-93	*42	661,456	15,749	1992-93	11	176,055
1993-94	**42	652,231	15,529			
1994-95	24	369,548	15,398			
1995-96	41	555,605	13,551			
1996-97	41	504,190	12,297			
1997-98	41	533,800	13,020	1997-98	2	32,010
1998-99	41	524,599	12,795			
1999-00	41	677,264	16,519	1999-00	2	36,236
2000-01	41	658,340	16,057	2000-01	6	110,868
2001-02	41	687,002	16,756	2001-02	3	55,468
2002-03	41	720,186	17,566			
2003-04	41	732,958	17,857			
2004-05	DNP	DNP	DNP			
2005-06	41	730,642	17,821			
2006-07	41	657,383	16,473			
2007-08	***41	680,879	16,607			
2008-09	41	676,042	16,489			
<b>TOTALS</b>	<b>1,630</b>	<b>21,360,804</b>	<b>13,105</b>	<b>81</b>	<b>1,213,390</b>	<b>14,980</b>

\*Includes a neutral site game played in Phoenix, AZ on Dec. 8, 1992 (Attendance: 12,272).

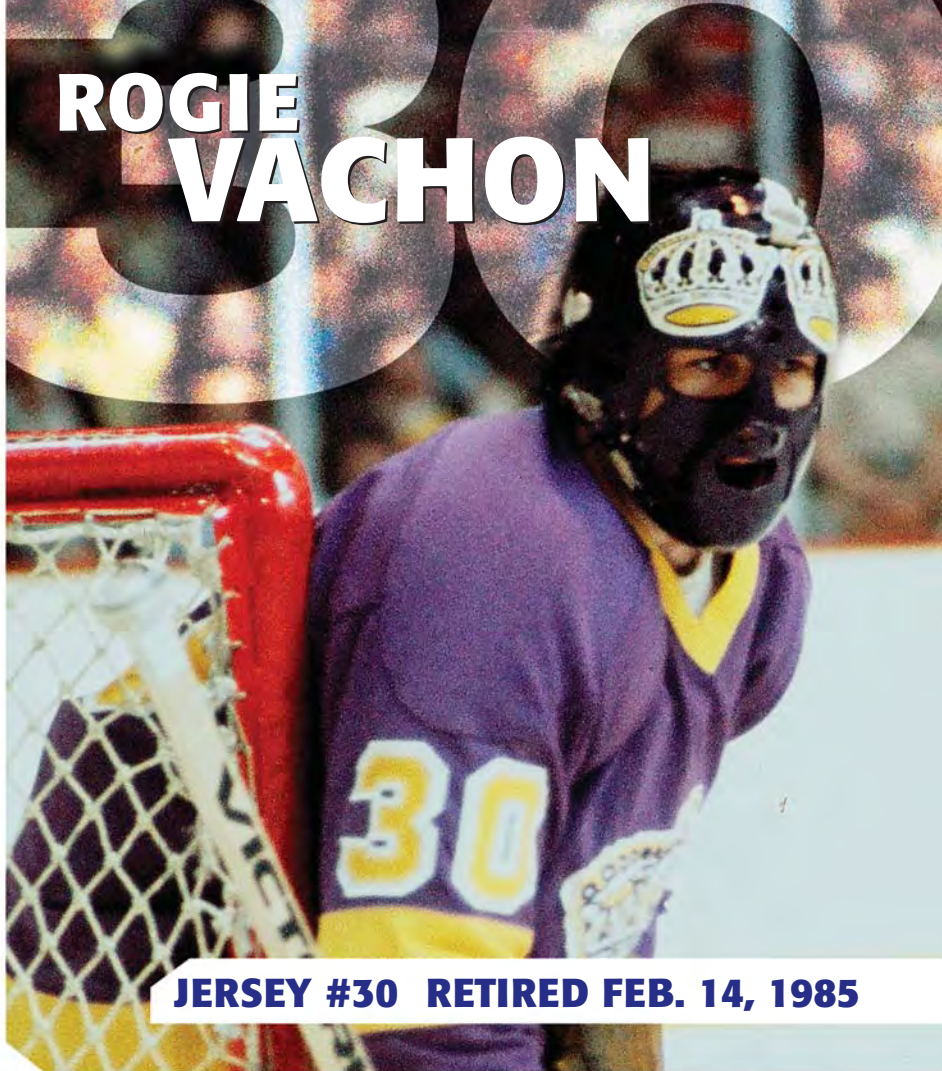
\*\*Includes a neutral site game played in Sacramento, CA on April 3, 1994 (Attendance: 10,363).

\*\*\*Includes a neutral site game played in London, England on Sept. 29, 2007 (Attendance: 17,551).





# ROGIE VACHON



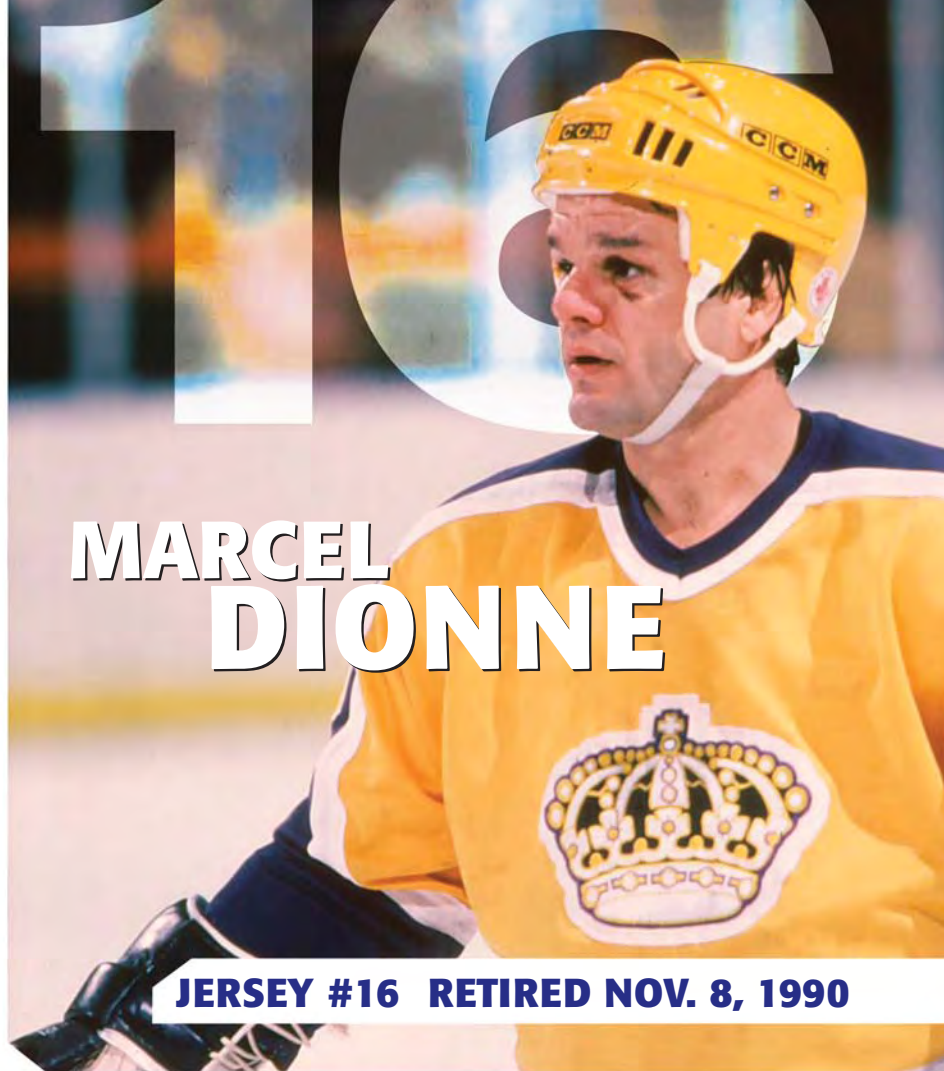
**JERSEY #30 RETIRED FEB. 14, 1985**

One of hockey's great goaltenders during his illustrious 16-year NHL career, Rogie Vachon became the first player to have his number retired by the Kings when he was honored on February 14, 1985.

Vachon spent seven seasons (1971-72 to 1977-78) with the Kings as a player, putting an indelible mark on the club's record book. He is the Kings' all-time leader in games played (389), wins (171), and shutouts (32). Perhaps his greatest season wearing the Forum purple and gold was 1974-75, the year Vachon posted a 27-14-13 record (including six shutouts) and a 2.24 goals-against-average. The Hockey News rewarded Vachon by naming him the NHL Player of the Year.

After Vachon ended his playing career during the 1981-82 season, he returned to the Kings as an Assistant Coach. On January 30, 1984, Vachon was named General Manager of the Kings, a post he held for eight-plus seasons. Active in the community, he serves as co-chair of the Paralysis Project of America.

# MARCEL DIONNE



**JERSEY #16 RETIRED NOV. 8, 1990**

The fifth-greatest scorer in NHL history, Marcel Dionne was the King of the Kings during his 12 seasons in Los Angeles. He had his No. 16 retired on November 8, 1990.

The 1975 acquisition of Dionne brought Kings fans a player who performed offensive magic like no King before. In his second Kings season (1976-77), Dionne became the first player in club history to score 50-plus goals (53) and record 100-plus points (122).

Dionne's greatest glory as a King came as a member of the famed "Triple Crown Line." Centering a line with right wing Dave Taylor and left wing Charlie Simmer during the late 1970s and early 1980s, Dionne posted the biggest numbers of his career.

Before a 1987 trade sent Dionne to the New York Rangers, he set Kings career scoring records that still stand: 757 assists and 1,307 points. Dionne retired from the NHL before the 1989-90 season, and at that time his scoring accomplishments (731 goals, 1,040 assists and 1,771 points) were surpassed by only two men – Wayne Gretzky and Gordie Howe.

Dionne, who was inducted into the Hockey Hall of Fame in 1992, currently operates Marcel Dionne Enterprises, Ltd., in upstate New York.





# DAVE TAYLOR

**JERSEY #18 RETIRED APR. 3, 1995**

No player in the history of the Kings ever wore the uniform with more distinction and class than Dave Taylor. For 17 seasons, Taylor gave his all, both on and off the ice, receiving All-Star status for his outstanding play. He was rewarded with the retirement of his jersey on April 3, 1995.

Taylor served in a variety of front office positions with the Kings including the position of President, Hockey Operations/General Manager. He left the Kings organization in 2007.

A virtually unknown prospect while playing at Clarkson University, Taylor was the Kings' 15th round pick in the 1975 NHL Entry Draft. His grit and work ethic kept him around long enough to hook up with a center named Marcel Dionne, who helped ignite Taylor's career. As a member of the renowned "Triple Crown Line" with Dionne and left wing Charlie Simmer, Taylor became a prolific scorer who also packed a fearsome check. Before retiring at the end of the 1993-94 season, Taylor played in 1,111 games and recorded 431 goals, 638 assists and 1,069 points.

Throughout Taylor's distinguished career, he endured the highs and lows with equal temperament. His crowning glory was reaching the Stanley Cup Finals with the 1992-93 Kings.

Away from the ice, Taylor continues to work tirelessly for numerous charities. He and Jim Fox annually co-host the Cystic Fibrosis Golf Classic which has raised more than \$3 million for the Cystic Fibrosis Foundation over the last 20 years. In 1991, the NHL honored Taylor's contributions to hockey and the community by awarding him both the Masterton and King Clancy trophies.

He currently serves as the Director, Player Personnel for the Dallas Stars.

# WAYNE GRETZKY

**JERSEY #99 RETIRED OCT. 9, 2002**

When the Kings acquired Wayne Gretzky in 1988 from Edmonton, the game of hockey – especially in Los Angeles – was forever changed. His career as a King came full-circle on October 9, 2002, when the Kings officially retired his famous No. 99 sweater.

To many, Gretzky was the sport of hockey. The arrival of "The Great One" in 1988 brought credibility and notoriety to the franchise. Sellout crowds became the norm at the Great Western Forum, and all of the glitz and glamour of Hollywood quickly followed. A ticket to a Kings game to see Gretzky was a must.

Gretzky – the greatest scorer in the history of the National Hockey League with 2,857 points – played eight seasons in Los Angeles during which he won the NHL's scoring title (Art Ross Trophy) on three occasions (1989-90, 90-91, 93-94); was named the league's Most Valuable Player (Hart Memorial Trophy) once (1998-99); and he led the Kings on their storied run to the Stanley Cup Finals in 1993.

Fourth on the Kings all-time scoring list, Gretzky recorded 918 points (246-672=918) in only 539 games as a King. He is also the Kings all-time leading scorer in the playoffs with 94 points (29-65=94) in 60 post-season contests. Some of his more memorable highlights as a King include October 15, 1989, when he became the NHL's all-time leading scorer, passing Gordie Howe's total of 1,850 points; and March 23, 1994, when he became the NHL's all-time leading goal-scorer, also surpassing Howe with goal No. 802.

To only call Gretzky "The Great One" may be an understatement. His many records and accomplishments are legendary. But the fact his name is basically synonymous with the sport of hockey might not be superseded by any other athlete in any other major sport.

Gretzky currently serves as Managing Partner, Alternate Governor & Head Coach of the Phoenix Coyotes.





# HOCKEY HALL OF FAME INDUCTION

## LUC ROBITAILLE

**JERSEY #20 RETIRED JAN. 20, 2007**

Probably the most popular player in the history of the Kings, Luc Robitaille had his familiar No. 20 raised to the STAPLES Center rafters on January 20, 2007. In November of 2009, he is being inducted into the Hockey Hall of Fame.

The highest scoring left wing in NHL history, Robitaille's accomplishments with the Kings are nearly unmatched, including the most goals ever by a King. He played 14 of his 19 NHL seasons with the Kings, and his prolific scoring touch, on-ice determination and will to win is unrivaled.

But it is Robitaille's true and genuine passion for the game -- and for the fans of Los Angeles in particular -- that has helped elevate him into a unique grouping of athletes in this community. Robitaille has been as active off the ice as he was on the ice, promoting the sport of hockey and in numerous charitable endeavors.

Since retiring as a player, Robitaille has turned his attention to the business aspect of the Kings. He was named as the President of Business Operations for the Kings in 2007 and his day-to-day work in helping give the Kings stand-alone leadership while continuing to instill a sense of passion and pride throughout the Kings organization is crucial to the long-term vision of the hockey club.

**Drafted by the Kings –  
1984**

**Made NHL debut/  
scored first NHL goal –  
Oct. 9, 1986**

**Earned Calder Trophy as  
NHL's Rookie of the Year –  
1987**


**Recorded first 50-goal  
season – 1987-88**

**LUC ROBITAILLE  
NOVEMBER 9, 2009**





# HOCKEY HALL OF FAME INDUCTION



**Named NHL First-Team Left Wing for  
fourth consecutive year – 1990-91**

**Named Kings captain in place of injured  
Wayne Gretzky – start of 1992-93 season**

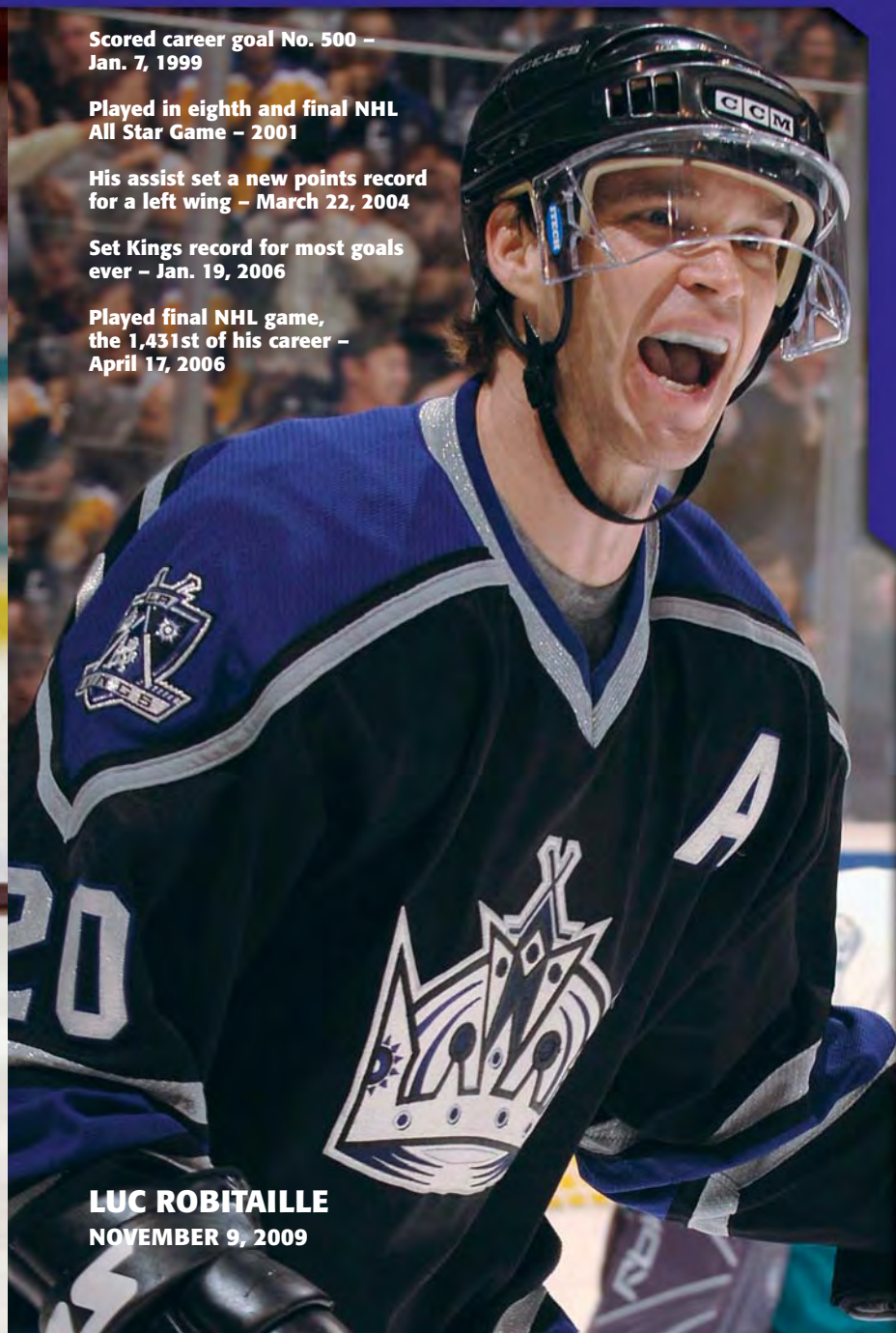
**Participated in first NHL  
Stanley Cup Finals – 1993**

**Set single season NHL-records for goals (63)  
and points (125) by a left wing – 1992-93**

**Recorded his eighth consecutive  
40-goal season – 1993-94**

**LUC ROBITAILLE  
NOVEMBER 9, 2009**

# HOCKEY HALL OF FAME INDUCTION



**Scored career goal No. 500 –  
Jan. 7, 1999**

**Played in eighth and final NHL  
All Star Game – 2001**

**His assist set a new points record  
for a left wing – March 22, 2004**

**Set Kings record for most goals  
ever – Jan. 19, 2006**

**Played final NHL game,  
the 1,431st of his career –  
April 17, 2006**

**LUC ROBITAILLE  
NOVEMBER 9, 2009**



GREAT KINGS MOMENTS  
IN STAPLES CENTER  
HISTORY



WATCH AS THE STORY  
DEVELOPS  
ONLY ON  
**FSWEST HD**

PRIDE=PASSION=POWER



**February 2, 2002 –**  
STAPLES Center hosted  
the 2002 NHL All-Star  
Game for the first time,  
with the club represented  
by Ziggy Palffy (pictured)  
and Jaroslav Modry.



THE PLAYOFFS

## KINGS ALL-TIME PLAYOFF RECORD YEAR-BY-YEAR

Season	GP	W	L	PCT.	GF	GA	Finish
1968	7	3	4	.429	21	26	Lost in QF
1969	11	4	7	.364	28	41	Lost in SF
1974	5	1	4	.200	7	10	Lost in QF
1975	3	1	2	.333	6	7	Lost in PRE
1976	9	5	4	.555	17	27	Lost in QF
1977	9	4	5	.444	35	37	Lost in QF
1978	2	0	2	.000	3	11	Lost in PRE
1979	2	0	2	.000	2	9	Lost in PRE
1980	4	1	3	.250	10	21	Lost in PRE
1981	4	1	3	.250	12	23	Lost in PRE
1982	10	4	6	.400	41	42	Lost in DF
1985	3	0	3	.000	7	11	Lost in DSF
1987	5	1	4	.200	20	32	Lost in DSF
1988	5	1	4	.200	18	30	Lost in DSF
1989	11	4	7	.364	36	42	Lost in DF
1990	10	4	6	.400	39	48	Lost in DF
1991	12	6	6	.500	46	37	Lost in DF
1992	6	2	4	.333	18	23	Lost in DSF
1993	24	13	11	.542	93	91	Lost in F
1998	4	0	4	.000	8	16	Lost in CQF
2000	4	0	4	.000	6	15	Lost in CQF
2001	13	7	6	.538	25	34	Lost in CSF
2002	7	3	4	.429	13	16	Lost in CQF
<b>TOTALS</b>	<b>170</b>	<b>65</b>	<b>105</b>	<b>.382</b>	<b>511</b>	<b>649</b>	

## KINGS ALL-TIME HOME PLAYOFF RECORD YEAR-BY-YEAR

Season	GP	W	L	PCT.	GF	GA
1968	4	3	1	.750	11	12
1969	5	2	3	.400	13	19
1974	2	1	1	.500	5	2
1975	2	1	1	.500	4	4
1976	4	3	1	.750	12	11
1977	5	3	2	.600	25	19
1978	1	0	1	.000	0	4
1979	1	0	1	.000	1	2
1980	2	0	2	.000	3	10
1981	2	1	1	.500	6	7
1982	4	1	3	.250	15	17
1985	1	0	1	.000	3	4
1987	2	0	2	.000	8	125
1988	2	1	1	.500	8	9
1989	6	3	3	.500	23	21
1990	5	3	2	.600	27	19
1991	6	4	2	.666	27	21
1992	3	1	2	.333	11	13
1993	11	6	5	.545	44	43
1998	2	0	2	.000	4	6
2000	2	0	2	.000	1	5
2001	6	4	2	.666	13	13
2002	3	2	1	.666	6	3
<b>TOTALS</b>	<b>81</b>	<b>39</b>	<b>42</b>	<b>.481</b>	<b>270</b>	<b>276</b>

## KINGS ALL-TIME ROAD PLAYOFF RECORD YEAR-BY-YEAR

Season	GP	W	L	PCT.	GF	GA
1968	3	0	3	.000	10	14
1969	6	2	4	.333	15	22
1974	3	0	3	.000	2	8
1975	1	0	1	.000	2	3
1976	5	2	3	.400	5	16
1977	4	1	3	.250	10	18
1978	1	0	1	.000	3	7
1979	1	0	1	.000	1	7
1980	2	1	1	.500	7	11
1981	2	0	2	.000	6	16
1982	6	3	3	.500	26	25
1985	2	0	2	.000	4	7
1987	3	1	2	.333	12	20
1988	3	0	3	.000	10	21
1989	5	1	4	.200	13	21
1990	5	1	4	.200	12	29
1991	6	2	4	.333	19	16
1992	3	1	2	.333	7	10
1993	13	7	6	.538	49	48
1998	2	0	2	.000	4	10
2000	2	0	2	.000	5	10
2001	7	3	4	.429	12	21
2002	4	1	3	.250	7	13
<b>TOTALS</b>	<b>89</b>	<b>26</b>	<b>63</b>	<b>.292</b>	<b>241</b>	<b>373</b>



KINGS VS. OPPONENTS  
ALL-TIME IN PLAYOFFS

Opponent	Series	SW	SL	GP	W-L	GF	GA	Last MTG	RND	Result
Boston	2	0	2	13	5-8	38	56	1977	QF	L, 2-4
Calgary/Atlanta	6	4	2	26	13-13	105	112	1993	DSF	W, 4-2
Chicago	1	0	1	5	1-4	7	10	1974	QF	L, 1-4
Colorado	2	0	2	14	6-8	23	33	2002	CQF	L, 3-4
Dallas/Minnesota	1	0	1	7	3-4	21	26	1968	QF	L, 3-4
Detroit	2	1	1	10	4-6	21	32	2001	CQF	W, 4-2
Edmonton	7	2	5	36	12-24	127	154	1992	DSF	L, 2-4
Montreal	1	0	1	5	1-4	12	15	1993	F	L, 1-4
NY Islanders	1	0	1	4	1-3	10	21	1980	PRE	L, 1-3
NY Rangers	2	0	2	6	1-5	14	32	1981	PRE	L, 1-3
St. Louis	2	0	2	8	0-8	13	32	1998	CQF	L, 0-4
Toronto	3	1	2	12	5-7	31	41	1993	CF	W, 4-3
Vancouver	3	2	1	17	9-8	66	60	1993	DF	W, 4-2
Oakland	1	1	0	7	4-3	23	25	1969	QF	W, 4-3
TOTALS	34	11	23	170	65-105	511	649			

KINGS VS. OPPONENTS ALL-TIME  
IN HOME PLAYOFF GAMES

Opponent	GP	W	L	PCT.	GF	GA
Boston	6	3	3	.500	26	25
Calgary/Atlanta	13	9	4	.692	56	44
Chicago	2	1	1	.500	5	2
Colorado	6	3	3	.500	10	10
Dallas/Minnesota	4	3	1	.750	11	12
Detroit	5	3	2	.600	10	11
Edmonton	17	7	10	.412	69	68
Montreal	2	0	2	.000	5	7
NY Islanders	2	0	2	.000	3	10
NY Rangers	3	1	2	.333	7	9
St. Louis	4	0	4	.000	7	15
Toronto	6	3	3	.500	15	18
Vancouver	8	4	4	.500	36	35
Oakland	3	2	1	.666	10	10
Totals	81	39	42	.481	270	276

KINGS VS. OPPONENTS ALL-TIME  
IN ROAD PLAYOFF GAMES

Opponent	GP	W	L	PCT.	GF	GA
Boston	7	2	5	.286	12	31
Calgary/Atlanta	13	4	9	.308	49	68
Chicago	3	0	3	.000	2	8
Colorado	8	3	5	.375	13	23
Dallas/Minnesota	3	0	3	.000	10	14
Detroit	5	1	4	.200	11	21
Edmonton	19	5	14	.263	58	86
Montreal	3	1	2	.333	7	8
NY Islanders	2	1	1	.500	7	11
NY Rangers	3	0	3	.000	7	23
St. Louis	4	0	4	.000	6	17
Toronto	6	2	4	.333	16	23
Vancouver	9	5	4	.555	30	25
Oakland	4	2	2	.500	13	15
Totals	89	26	63	.292	241	373



# KINGS ALL-TIME PLAYOFF HISTORY

## 1968

QUARTERFINALS (Best-of-seven)					
April 4	KINGS 2	vs.	Minnesota 1	1-0	
April 6	KINGS 2	vs.	Minnesota 0	2-0	
April 9	Kings 5	at	Minnesota 7	2-1	
April 11	Kings 2	at	Minnesota 3	2-2	
April 13	KINGS 3	vs.	Minnesota 2	3-2	
April 16	Kings 3	at	Minnesota 4 (OT)	3-3	
April 18	Kings 4	vs.	Minnesota 9	3-4	

## 1969

QUARTERFINALS (Best-of-seven)					
April 2	KINGS 5	at	Oakland 4 (OT)	1-0	
April 3	Kings 2	at	Oakland 4	1-1	
April 5	Kings 2	vs.	Oakland 5	1-2	
April 6	KINGS 4	vs.	Oakland 2	2-2	
April 9	Kings 1	at	Oakland 4	2-3	
April 10	KINGS 4	vs.	Oakland 3	3-3	
April 13	KINGS 5	at	Oakland 3	4-3	
SEMIFINALS (Best-of-seven)					
April 15	Kings 0	at	St. Louis 4	0-1	
April 17	Kings 2	at	St. Louis 3	0-2	
April 19	Kings 2	vs.	St. Louis 5	0-3	
April 20	Kings 1	vs.	St. Louis 4	0-4	

## 1974

QUARTERFINALS (Best-of-seven)					
April 10	Kings 1	at	Chicago 3	0-1	
April 11	Kings 1	at	Chicago 4	0-2	
April 13	Kings 0	vs.	Chicago 1	0-3	
April 14	KINGS 5	vs.	Chicago 1	1-3	
April 16	Kings 0	at	Chicago 1	1-4	

## 1975

PRELIMINARY ROUND (Best-of-three)					
April 8	KINGS 3	vs.	Toronto 2 (OT)	1-0	
April 10	Kings 2	at	Toronto 3 (OT)	1-1	
April 11	Kings 1	vs.	Toronto 2	1-2	

## 1976

PRELIMINARY ROUND (Best-of-three)					
April 6	KINGS 2	vs.	Atlanta 1	1-0	
April 8	KINGS 1	at	Atlanta 0	2-0	
QUARTERFINALS (Best-of-seven)					
April 11	Kings 0	at	Boston 4	0-1	
April 13	KINGS 3	at	Boston 2 (OT)	1-1	
April 15	KINGS 6	vs.	Boston 4	2-1	
April 17	Kings 0	vs.	Boston 3	2-2	
April 20	Kings 1	at	Boston 7	2-3	
April 22	KINGS 4	vs.	Boston 3 (OT)	3-3	
April 25	Kings 0	at	Boston 3	3-4	

## 1977

PRELIMINARY ROUND (Best-of-three)					
April 5	KINGS 5	vs.	Atlanta 2	1-0	
April 7	Kings 2	at	Atlanta 3	1-1	
April 9	KINGS 4	vs.	Atlanta 2	2-1	
QUARTERFINALS (Best-of-seven)					
April 11	Kings 3	at	Boston 8	0-1	
April 13	Kings 2	at	Boston 6	0-2	
April 15	Kings 6	vs.	Boston 7	0-3	
April 17	KINGS 7	vs.	Boston 4	1-3	
April 19	KINGS 3	at	Boston 1	2-3	
April 21	Kings 3	vs.	Boston 4	2-4	

## 1978

PRELIMINARY ROUND (Best-of-three)					
April 11	Kings 3	at	Toronto 7	0-1	
April 13	Kings 0	vs.	Toronto 4	0-2	

## 1979

PRELIMINARY ROUND (Best-of-three)					
April 10	Kings 1	at	NY Rangers 7	0-1	
April 12	Kings 1	vs.	NY Rangers 2 (OT)	0-2	

## 1980

PRELIMINARY ROUND (Best-of-five)					
April 8	Kings 1	at	NY Islanders 8	0-1	
April 9	KINGS 6	at	NY Islanders 3	1-1	
April 11	Kings 3	vs.	NY Islanders 4 (OT)	1-2	
April 12	Kings 0	vs.	NY Islanders 6	1-3	

## 1981

PRELIMINARY ROUND (Best-of-five)					
April 8	Kings 1	vs.	NY Rangers 3	0-1	
April 9	KINGS 5	vs.	NY Rangers 4	1-1	
April 11	Kings 3	at	NY Rangers 10	1-2	
April 12	Kings 3	at	NY Rangers 6	1-3	

## 1982

DIVISION SEMIFINALS (Best-of-five)					
April 7	KINGS 10	at	Edmonton 8	1-0	
April 8	Kings 2	at	Edmonton 3 (OT)	1-1	
April 10	KINGS 6	vs.	Edmonton 5 (OT)	2-1	
April 12	Kings 2	vs.	Edmonton 3	2-2	
April 13	KINGS 7	at	Edmonton 4	3-2	
DIVISION FINALS (Best-of-seven)					
April 15	Kings 2	at	Vancouver 3	0-1	
April 16	KINGS 3	at	Vancouver 2 (OT)	1-1	
April 18	Kings 3	vs.	Vancouver 4 (OT)	1-2	
April 19	Kings 4	vs.	Vancouver 5	1-3	
April 21	Kings 2	at	Vancouver 5	1-4	

## 1985

DIVISION SEMIFINALS (Best-of-five)					
April 10	Kings 2	at	Edmonton 3 (OT)	0-1	
April 11	Kings 2	at	Edmonton 4	0-2	
April 13	Kings 3	vs.	Edmonton 4 (OT)	0-3	

## 1987

DIVISION SEMIFINALS (Best-of-seven)					
April 8	KINGS 5	at	Edmonton 2	1-0	
April 9	Kings 3	at	Edmonton 13	1-1	
April 11	Kings 5	vs.	Edmonton 6	1-2	
April 12	Kings 3	vs.	Edmonton 6	1-3	
April 14	Kings 4	at	Edmonton 5	1-4	

## 1988

DIVISION SEMIFINALS (Best-of-seven)					
April 6	Kings 2	at	Calgary 9	0-1	
April 7	Kings 4	at	Calgary 6	0-2	
April 9	KINGS 5	vs.	Calgary 2	1-2	
April 10	Kings 3	vs.	Calgary 7	1-3	
April 12	Kings 4	at	Calgary 6	1-4	

# KINGS ALL-TIME PLAYOFF HISTORY

## 1989

DIVISION SEMIFINALS (Best-of-seven)					
April 5	Kings 3	vs.	Edmonton 4	0-1	
April 6	KINGS 5	vs.	Edmonton 2	1-1	
April 8	Kings 0	at	Edmonton 4	1-2	
April 9	Kings 3	at	Edmonton 4	1-3	
April 11	KINGS 4	vs.	Edmonton 2	2-3	
April 13	KINGS 4	at	Edmonton 1	3-3	
April 15	KINGS 6	vs.	Edmonton 3	4-3	
DIVISION FINALS (Best-of-seven)					
April 18	Kings 3	at	Calgary 4 (OT)	0-1	
April 20	Kings 3	at	Calgary 8	0-2	
April 22	Kings 2	vs.	Calgary 5	0-3	
April 24	Kings 3	vs.	Calgary 5	0-4	

## 1990

DIVISION SEMIFINALS (Best-of-seven)					
April 4	KINGS 5	at	Calgary 3	1-0	
April 6	Kings 5	at	Calgary 8	1-1	
April 8	KINGS 2	vs.	Calgary 1 (OT)	2-1	
April 10	KINGS 12	vs.	Calgary 4	3-1	
April 12	Kings 1	at	Calgary 5	3-2	
April 14	KINGS 4	vs.	Calgary 3 (2OT)	4-2	
DIVISION FINALS (Best-of-seven)					
April 18	Kings 0	at	Edmonton 7	0-1	
April 20	Kings 1	at	Edmonton 6	0-2	
April 22	Kings 4	vs.	Edmonton 5	0-3	
April 24	Kings 5	vs.	Edmonton 6 (OT)	0-4	

## 1991

DIVISION SEMIFINALS (Best-of-seven)					
April 4	Kings 5	vs.	Vancouver 6	0-1	
April 6	KINGS 3	vs.	Vancouver 2 (OT)	1-1	
April 8	Kings 1	at	Vancouver 2 (OT)	1-2	
April 10	KINGS 6	at	Vancouver 1	2-2	
April 12	KINGS 7	vs.	Vancouver 4	3-2	
April 14	KINGS 4	at	Vancouver 1	4-2	
DIVISION FINALS (Best-of-seven)					
April 18	KINGS 4	vs.	Edmonton 3 (OT)	1-0	
April 20	Kings 3	vs.	Edmonton 4 (2OT)	1-1	
April 22	Kings 3	at	Edmonton 4 (2OT)	1-2	
April 24	Kings 2	at	Edmonton 4	1-3	
April 26	KINGS 5	vs.	Edmonton 2	2-3	
April 28	Kings 3	at	Edmonton 4 (OT)	2-4	

## 1992

DIVISION SEMIFINALS (Best-of-seven)					
April 18	Kings 1	vs.	Edmonton 3	0-1	
April 20	KINGS 8	vs.	Edmonton 5	1-1	
April 22	Kings 3	at	Edmonton 4	1-2	
April 24	KINGS 4	at	Edmonton 3	2-2	
April 26	Kings 2	vs.	Edmonton 5	2-3	
April 28	Kings 0	at	Edmonton 3	2-4	

## 1993

DIVISION SEMIFINALS (Best-of-seven)					
April 18	KINGS 6	at	Calgary 3	1-0	
April 21	Kings 4	at	Calgary 9	1-1	
April 23	Kings 2	vs.	Calgary 5	1-2	
April 25	KINGS 3	vs.	Calgary 1	2-2	
April 27	KINGS 9	at	Calgary 4	3-2	
April 29	KINGS 9	vs.	Calgary 6	4-2	

DIVISION FINALS (Best-of-seven)					
May 2	Kings 2	at	Vancouver 5	0-1	
May 5	KINGS 6	at	Vancouver 3	1-1	
May 7	KINGS 7	vs.	Vancouver 4	2-1	
May 9	Kings 2	vs.	Vancouver 7	2-2	
May 11	KINGS 4	at	Vancouver 3 (2OT)	3-2	
May 13	KINGS 5	vs.	Vancouver 3	4-2	
CONFERENCE FINALS (Best-of-seven)					
May 17	Kings 1	at	Toronto 4	0-1	
May 19	KINGS 3	at	Toronto 2	1-1	
May 21	KINGS 4	vs.	Toronto 2	2-1	
May 23	Kings 2	vs.	Toronto 4	2-2	
May 25	Kings 2	at	Toronto 3 (OT)	2-3	
May 27	KINGS 5	vs.	Toronto 4 (OT)	3-3	
May 29	KINGS 5	at	Toronto 4	4-3	

STANLEY CUP FINALS (Best-of-seven)					
June 1	KINGS 4	at	Montreal 1	1-0	
June 3	Kings 2	at	Montreal 3 (OT)	1-1	
June 5	Kings 3	vs.	Montreal 4 (OT)	1-2	
June 7	Kings 2	vs.	Montreal 3 (OT)	1-3	
June 9	Kings 1	at	Montreal 4	1-4	

## 1998

CONFERENCE QUARTERFINALS (Best-of-seven)					
April 23	Kings 3	at	St. Louis 8	0-1	
April 25	Kings 1	at	St. Louis 2	0-2	
April 27	Kings 3	vs.	St. Louis 4	0-3	
April 30	Kings 1	vs.	St. Louis 2	0-4	

## 2000

CONFERENCE QUARTERFINALS (Best-of-seven)					
April 13	Kings 0	at	Detroit 2	0-1	
April 15	Kings 5	at	Detroit 8	0-2	
April 17	Kings 1	vs.	Detroit 2	0-3	
April 19	Kings 0	vs.	Detroit 3	0-4	

## 2001

CONFERENCE QUARTERFINALS (Best-of-seven)					
April 11	Kings 3	at	Detroit 5	0-1	
April 14	Kings 0	at	Detroit 4	0-2	
April 15	KINGS 2	vs.	Detroit 1	1-2	
April 18	KINGS 4	vs.	Detroit 3 (OT)	2-2	
April 21	KINGS 3	at	Detroit 2	3-2	
April 23	KINGS 3	vs.	Detroit 2 (OT)	4-2	

CONFERENCE SEMIFINALS (Best-of-seven)					
April 26	KINGS 4	at	Colorado 3 (OT)	1-0	
April 28	Kings 0	at	Colorado 2	1-1	
April 30	Kings 3	vs.	Colorado 4	1-2	
May 2	Kings 0	vs.	Colorado 3	1-3	
May 4	KINGS 1	at	Colorado 0	2-3	
May 6	KINGS 1	vs.	Colorado 0 (2OT)	3-3	
May 9	Kings 1	at	Colorado 5	3-4	

## 2002

CONFERENCE QUARTERFINALS (Best-of-seven)				
--	--	--	--	--

## KINGS BEST OF SEVEN SCENARIOS

<b>ALL-TIME RECORD IN BEST-OF-SEVEN SERIES:</b>	8-17
<b>ALL-TIME SERIES RECORD WHEN HAVING HOME ICE ADVANTAGE:</b>	2-3
Last Time had home ice: 1992 vs. Edmonton, Kings lost series 4-2	
<b>ALL-TIME SERIES RECORD WHEN OPPONENT HAS HOME ICE ADVANTAGE:</b>	6-14
Last Time opponent had home ice: 2002 vs. Colorado, Kings lost series 4-3	
<i>NOTE: The Kings have started their last nine series on the road.</i>	
<b>KINGS SERIES RECORD WHEN WINNING GAME 1:</b>	3-5
<b>KINGS SERIES RECORD WHEN LOSING GAME 1:</b>	5-12
<b>KINGS RECORD WHEN UP 2-0 IN A SERIES:</b>	0-1
<b>KINGS RECORD WHEN DOWN 2-0 IN A SERIES:</b>	1-9
<b>KINGS RECORD WHEN UP 3-1 IN A SERIES:</b>	1-0
Last Time: 1990 vs. Calgary, Kings won series 4-2	
<b>KINGS RECORD WHEN DOWN 3-1 IN A SERIES:</b>	1-9
Last Time: 2002 vs. Colorado, Kings lost series 4-3	
<b>KINGS SERIES RECORD WHEN WINING GAME 6:</b>	8-3
<b>KINGS SERIES RECORD WHEN LOSING GAME 6:</b>	0-4
<b>KINGS RECORD IN GAME 7'S:</b>	3-4
<b>KINGS GAME 7 HOME RECORD:</b>	1-1
Last Time: Game 7 at home: 1989 vs. Edmonton, Kings won 6-3	
<b>KINGS GAME 7 ROAD RECORD:</b>	2-3
Last Time: Game 7 on the road: 2002 at Colorado, Kings lost 4-0	
<b>KINGS RECORD IN 4-GAME SWEEPS:</b>	0-5
Last Time: 2000 vs. Detroit, Kings lost 4-0	
<b>KINGS RECORD WHEN FACING ELIMINATION:</b>	13-18
<b>KINGS RECORD WITH A CHANCE TO CLINCH A SERIES:</b>	8-6
<i>NOTE: Game 7's count as both facing elimination and chance to clinch in series.</i>	

## KINGS ALL-TIME PLAYOFF SCORING

PLAYER	POS	GP	G	A	PTS	PIM	PPG	SHG	PLAYER	POS	GP	G	A	PTS	PIM	PPG	SHG
1 Gretzky, Wayne	C	60	29	65	94	8	8	2	60 Benning, Brian	D	19	0	7	7	12	0	0
2 Robitaille, Luc	LW	94	41	48	89	126	14	0	61 Smith, Doug	C	13	4	2	6	15	1	0
3 Taylor, Dave	RW	92	26	33	59	149	10	2	62 Allison, Jason	C	7	3	3	6	4	0	0
4 Sandstrom, Tomas	RW	50	17	28	45	53	5	0	63 Lemieux, Real	LW	18	2	4	6	10	1	0
5 Dionne, Marcel	C	43	20	23	43	15	10	0	64 Hopkins, Dean	RW	18	1	5	6	29	0	0
6 Duchesne, Steve	D	43	13	26	39	44	6	0	65 Venas, Vic	C	21	1	5	6	12	1	0
7 Nicholls, Bernie	C	34	16	21	37	61	5	0	66 Bozek, Steve	LW	10	4	1	5	6	2	0
8 Granato, Tony	LW	52	13	24	37	100	3	1	67 Williams, Dave	LW	8	3	2	5	34	0	0
9 Murphy, Mike	RW	45	11	20	31	48	4	1	68 Croteau, Gary	LW	11	3	2	5	8	1	0
10 Blake, Rob	D	57	8	16	24	98	3	1	69 Johnson, Craig	LW	15	3	2	5	8	0	0
11 Donnelly, Mike	LW	42	12	11	23	24	0	0	70 Labossiere, Gord	C	7	2	3	5	24	0	0
12 Elik, Todd	C	22	5	16	21	16	1	0	71 Carpenter, Bob	C	10	2	3	5	2	0	0
13 Carson, Jimmy	C	28	11	9	20	12	3	0	72 Corrigan, Mike	C	15	2	3	5	20	0	0
14 Kurri, Jari	RW	28	10	10	20	16	3	2	73 Emerson, Nelson	RW	19	2	3	5	6	0	0
15 Palffy, Ziggy	RW	24	9	10	19	8	0	0	74 Laperriere, Ian	RW/C	28	2	3	5	29	0	0
16 Goring, Butch	C	30	9	9	18	6	4	0	75 Miller, Jay	LW	34	2	3	5	102	0	0
17 Kasper, Steve	C	31	6	12	18	20	0	1	76 Belanger, Eric	C	20	1	4	5	6	0	0
18 McSorley, Marty	D	63	6	11	17	190	3	0	77 Rolfe, Dale	D	17	0	5	5	22	0	0
19 Williams, Tommy	LW	29	8	7	15	4	2	0	78 McIntyre, John	C	18	0	5	5	36	0	0
20 Hardy, Mark	D	41	5	10	15	64	1	0	79 Kennedy, Dean	D	20	0	5	5	28	0	0
21 Stumpel, Jozef	C	21	4	11	15	20	2	0	80 Nevin, Bob	RW	17	3	1	4	6	0	0
22 Simmer, Charlie	LW	15	7	7	14	24	3	0	81 Bourne, Bob	C	10	2	2	4	0	0	0
23 Rychel, Warren	LW	23	6	7	13	39	0	0	82 Shuchuk, Gary	RW	17	2	2	4	12	0	0
24 Evans, Daryl	RW	10	5	8	13	12	1	0	83 Hughes, Brent	D	18	1	3	4	47	0	0
25 Murphy, Larry	D	14	5	8	13	14	2	0	84 Fenton, Paul	LW	5	2	1	3	2	1	0
26 MacDonald, Lowell	LW	14	5	7	12	2	1	0	85 Campbell, Bryan	C	6	2	1	3	0	0	1
27 Fox, Jim	RW	22	4	8	12	0	1	0	86 Harris, Billy	RW	8	2	1	3	2	0	0
28 Zhitnik, Alexei	D	24	3	9	12	26	2	0	87 Wiemer, Jim	D	10	2	1	3	19	0	0
29 Murdoch, Bob	D	28	2	10	12	40	1	0	88 Perreault, Yanic	C	4	1	2	3	6	1	0
30 Kontos, Chris	RW	20	11	0	11	12	7	0	89 Degray, Dale	D	8	1	2	3	12	1	0
31 Joyal, Eddie	C	18	7	4	11	2	4	0	90 Palmer, Rob	D	8	1	2	3	6	0	0
32 Sydor, Darryl	D	24	3	8	11	16	2	0	91 Widing, Juha	C	8	1	2	3	2	0	0
33 Wells, Jay	D	31	3	8	11	110	1	0	92 Inglis, Billy	C	11	1	2	3	4	0	0
34 Irvine, Ted	LW	17	6	4	10	9	1	0	93 Amadio, Dave	D	16	1	2	3	18	0	0
35 Conacher, Pat	C	24	6	4	10	6	0	0	94 Modry, Jaroslav	D	19	1	2	3	6	1	0
36 Deadmarsh, Adam	RW	17	4	6	10	6	0	0	95 Berg, Aki	D	6	0	3	3	2	0	0
37 Flett, Bill	RW	17	4	6	10	19	1	0	96 Chartraw, Rick	D	14	0	3	3	21	0	0
38 Menard, Howie	C	18	3	7	10	36	1	0	97 Wall, Bob	D	15	0	3	3	0	0	0
39 Robinson, Larry	D	24	3	7	10	25	0	0	98 Korab, Jerry	D	17	0	3	3	70	0	0
40 Schneider, Mathieu	D	20	0	10	10	28	0	0	99 Brown, Larry	D	24	0	3	3	10	0	0
41 Murray, Glen	RW	21	6	3	9	12	1	0	100 Watters, Tim	D	50	0	3	3	62	0	0
42 White, Bill	D	18	3	6	9	12	0	0	101 O'Donnell, Sean	D	8	2	0	2	40	0	0
43 Tonelli, John	LW	28	3	6	9	26	1	0	102 Hughes, Howie	RW	14	2	0	2	2	1	0
44 Krushelnyski, Mike	C	21	2	7	9	16	1	0	103 Allison, Mike	C	16	2	0	2	28	0	1
45 Kozak, Don	RW	26	6	2	8	69	1	0	104 Erickson, Bryan	RW	3	1	1	2	0	0	0
46 Carr, Gene	C	17	4	4	8	45	1	0	105 Apps Jr., Syl	C	4	1	1	2	0	1	0
47 Kudelski, Bob	RW	22	4	4	8	4	0	0	106 Carlson, Steve	C	4	1	1	2	7	0	0
48 Smolinski, Bryan	C	24	3	5	8	18	1	0	107 Edestrand, Darryl	D	4	1	1	2	10	0	0
49 Berry, Bob	LW	26	2	6	8	6	0	0	108 Eloranta, Mikko	LW	7	1	1	2	2	0	0
50 Hutchison, Dave	D	20	1	7	8	68	0	0	109 St. Laurent, Andre	C	7	1	1	2	9	0	1
51 Coffey, Paul	D	6	4	3	7	2	3	0	110 Jones, Brad	LW	8	1	1	2	2	0	0
52 Robinson, Doug	LW	7	4	3	7	0	0	0	111 Schultz, Dave	LW	9	1	1	2	45	1	0
53 Goldup, Glen	LW	16	4	3	7	22	0	0	112 Cahan, Larry	D	11	1	1	2	22	0	0
54 Sargent, Gary	D	11	3	4	7	6	2	0	113 Chartrand, Brad	LW	11	1	1	2	8	0	0
55 Bonar, Dan	C	14	3	4	7	22	0	1	114 Galley, Garry	D	11	1	1	2	4	0	0
56 Laidlaw, Tom	D	21	2	5	7	12	0	0	115 Kelly, John Paul	LW	18	1	1	2	41	1	0
57 Huddy, Charlie	D	29	2	5	7	22	0	0	116 St. Marseille, Frank	RW	26	1	1	2	2	0	0
58 Millen, Corey	C	29	2	5	7	18	0	0	117 Buskas, Rod	D	2	0	2	2	22	0	0
59 Lewis, Dave	D	18	0	7	7	42	0	0	118 Grant, Danny	RW	2	0	2	2	2	0	0



# KINGS ALL-TIME PLAYOFF SCORING

PLAYER	POS	GP	G	A	PTS	PIM	PPG	SHG	PLAYER	POS	GP	G	A	PTS	PIM	PPG	SHG
119 Ruskowski, Terry	C	3	0	2	2	0	0	0	178 Thomson, Jim	RW	1	0	0	0	0	0	0
120 Luce, Don	C	4	0	2	2	2	0	0	179 Tredway, Brock*	RW	1	0	0	0	0	0	0
121 Gray, Terry	RW	7	0	2	2	10	0	0	180 Tuomainen, Marko	RW	1	0	0	0	0	0	0
122 Jensen, Steve	LW	10	0	2	2	9	0	0	181 Wilson, Murray	LW	1	0	0	0	0	0	0
123 Peters, Jimmy	C	11	0	2	2	2	0	0	182 Halward, Doug	D	2	0	0	0	14	0	0
124 Sykes, Phil	LW	15	0	2	2	20	0	0	183 Hampton, Rick	D	2	0	0	0	0	0	0
125 Kannegiesser, Sheldon	D	17	0	2	2	8	0	0	184 Heaslip, Mark	RW	2	0	0	0	2	0	0
126 Boucher, Philippe	D	18	0	2	2	4	0	0	185 Holt, Randy	D	2	0	0	0	4	0	0
127 Lessard, Mario	G	20	0	2	2	4	0	0	186 Howse, Don	LW	2	0	0	0	0	0	0
128 Wilson, Bert	LW	20	0	2	2	42	0	0	187 Lesuk, Bill	LW	2	0	0	0	4	0	0
129 Komadoski, Neil	D	23	0	2	2	47	0	0	188 Liba, Igor	RW	2	0	0	0	2	0	0
130 Norstrom, Mattias	D	28	0	2	2	30	0	0	189 Monahan, Hartland	RW	2	0	0	0	0	0	0
131 Stelmowski, Pete	C	2	1	0	1	2	0	0	190 Paterson, Joe	LW	2	0	0	0	0	0	0
132 Popiel, Poul	D	3	1	0	1	4	0	0	191 Zmolek, Doug	D	2	0	0	0	2	0	0
133 Redmond, Craig	D	3	1	0	1	2	0	0	192 Bednar, Jaroslav	LW	3	0	0	0	0	0	0
134 Terrion, Greg	C	3	1	0	1	4	1	0	193 Blake, Jason	C	3	0	0	0	0	0	0
135 Krake, Skip	C	6	1	0	1	15	0	0	194 Edwards, Gary	G	3	0	0	0	0	0	0
136 Crowder, Keith	RW	7	1	0	1	9	0	0	195 Engblom, Brian	D	3	0	0	0	2	0	0
137 Thomas, Scott	LW	12	1	0	1	4	1	0	196 Gosselin, Mario	G	3	0	0	0	0	0	0
138 Karalahti, Jere	D	17	1	0	1	20	0	0	197 Hakansson, Anders	LW	3	0	0	0	0	0	0
139 Buchberger, Kelly	LW	19	1	0	1	13	0	0	198 Janecyk, Bob	G	3	0	0	0	0	0	0
140 Corbett, Mike*	RW	2	0	1	1	2	0	0	199 Keans, Doug	G	3	0	0	0	0	0	0
141 Crossman, Doug	D	2	0	1	1	2	0	0	200 Lukowich, Morris	LW	3	0	0	0	8	0	0
142 Miller, Bob	C	2	0	1	1	0	0	0	201 Playfair, Larry	D	3	0	0	0	14	0	0
143 Sinisalo, Ilkka	LW	2	0	1	1	0	0	0	202 Shutt, Steve	LW	3	0	0	0	4	0	0
144 Vopat, Jan	D	2	0	1	1	2	0	0	203 Anderson, Ron	RW	4	0	0	0	2	0	0
145 Ferraro, Ray	C	3	0	1	1	2	0	0	204 Bjurgstad, Scott	LW	4	0	0	0	2	0	0
146 Karjalainen, Kyosti	RW	3	0	1	1	2	0	0	205 Corkum, Bob	C	4	0	0	0	0	0	0
147 Laughlin, Craig	RW	3	0	1	1	2	0	0	206 Courtnall, Russ	RW	4	0	0	0	2	0	0
148 MacLellan, Brian	LW	3	0	1	1	0	0	0	207 Heinze, Steve	RW	4	0	0	0	2	0	0
149 McKenna, Steve	LW	3	0	1	1	8	0	0	208 Johnson, Matt	LW	4	0	0	0	6	0	0
150 Ronning, Cliff	C	4	0	1	1	2	0	0	209 LaFayette, Nathan	C	4	0	0	0	2	0	0
151 Tsyplakov, Vladimir	RW	4	0	1	1	8	0	0	210 Manery, Randy	D	4	0	0	0	8	0	0
152 Long, Barry	D	5	0	1	1	18	0	0	211 Prajsler, Petr	D	4	0	0	0	0	0	0
153 McKenna, Sean	RW	5	0	1	1	0	0	0	212 Stauber, Robb	G	4	0	0	0	0	0	0
154 Rota, Randy	LW	5	0	1	1	0	0	0	213 Thompson, Brent	D	4	0	0	0	4	0	0
155 Guay, Paul	RW	6	0	1	1	8	0	0	214 Bylsma, Dan	LW	5	0	0	0	0	0	0
156 Desjardins, Gerry	G	9	0	1	1	0	0	0	215 Grimson, Stu	LW	5	0	0	0	4	0	0
157 Baumgartner, Ken	LW	10	0	1	1	36	0	0	216 Hammond, Ken	D	5	0	0	0	8	0	0
158 Halkidis, Bob	D	11	0	1	1	8	0	0	217 Ledyard, Grant	D	5	0	0	0	10	0	0
159 Visnovsky, Lubomir	D	12	0	1	1	0	0	0	218 Sawchuk, Terry	G	5	0	0	0	0	0	0
160 Miller, Aaron	D	20	0	1	1	6	0	0	219 Storr, Jamie	G	5	0	0	0	0	0	0
161 Hrudefy, Kelly	G	57	0	1	1	4	0	0	220 Ahola, Peter	D	6	0	0	0	2	0	0
162 Clippingdale, Steve	LW	1	0	0	0	0	0	0	221 Lilja, Andreas	D	6	0	0	0	6	0	0
163 Eliot, Darren	G	1	0	0	0	0	0	0	222 Melanson, Roland	G	6	0	0	0	4	0	0
164 English, John	D	1	0	0	0	0	0	0	223 Fiset, Stephane	G	7	0	0	0	0	0	0
165 Germain, Eric	D	1	0	0	0	4	0	0	224 Healy, Glenn	G	7	0	0	0	6	0	0
166 Gibbs, Barry	D	1	0	0	0	0	0	0	225 Smith, Brian	LW	7	0	0	0	0	0	0
167 Lemieux, Jacques	D	1	0	0	0	0	0	0	226 Harper, Terry	D	8	0	0	0	18	0	0
168 Loach, Lonnie	LW	1	0	0	0	0	0	0	227 Maloney, Dan	LW	8	0	0	0	4	0	0
169 Makela, Mikko	RW	1	0	0	0	0	0	0	228 Rutledge, Wayne	G	8	0	0	0	4	0	0
170 Martin, Rick	LW	1	0	0	0	0	0	0	229 Kelly, Steve	C	9	0	0	0	2	0	0
171 Mulhern, Richard	D	1	0	0	0	0	0	0	230 DeMarco, Ab	D	10	0	0	0	13	0	0
172 Phair, Lyle	LW	1	0	0	0	0	0	0	231 Duguay, Ron	RW	13	0	0	0	6	0	0
173 Potvin, Marc	RW	1	0	0	0	0	0	0	232 Potvin, Felix	G	20	0	0	0	0	0	0
174 Rutherford, Jim	G	1	0	0	0	0	0	0	233 Vachon, Rogie	G	25	0	0	0	2	0	0
175 Scott, Ron	G	1	0	0	0	0	0	0	*Appeared only in Kings postseason games.								
176 Selwood, Brad	D	1	0	0	0	0	0	0									
177 Simmons, Gary	G	1	0	0	0	0	0	0									

# KINGS ALL-TIME PLAYOFF GOALTENDING

No.	GOALIE	GP	MIN	GA	SO	EN	SA	S%	GAA	W-L	G	A	PIM
1	Hrudefy, Kelly	57	3,519	207	0	4	1,773	.883	3.53	26-30	0	1	4
2	Vachon, Rogie	25	1,517	78	1	3	—	—	3.09	9-16	0	0	2
3	Lessard, Mario	20	1,136	83	0	1	—	—	4.38	6-12	0	2	4
4	Potvin, Felix	20	1,229	48	3	2	562	.915	2.34	10-10	0	0	0
5	Desjardins, Gerry	9	431	28	0	0	—	—	3.90	3-4	0	1	0
6	Rutledge, Wayne	8	378	20	0	1	—	—	3.17	2-4	0	0	4
7	Fiset, Stephane	7	293	17	0	2	159	.893	3.48	0-5	0	0	0
8	Healy, Glenn	7	335	26	0	1	186	.860	4.66	1-4	0	0	6
9	Melanson, Roland	6	320	33	0	1	204	.838	6.19	1-5	0	0	4
10	Sawchuk, Terry	5	280	18	1	0	—	—	3.86	2-3	0	0	0
11	Storr, Jamie	5	181	11	0	1	102	.892	3.65	0-3	0	0	0
12	Stauber, Robb	4	240	16	0	0	157	.898	4.00	3-1	0	0	0
13	Edwards, Gary	3	180	10	0	0	—	—	3.33	2-1	0	0	0
14	Gosselin, Mario	3	62	3	0	1	22	.864	2.89	0-2	0	0	0
15	Janecyk, Bob	3	184	10	0	1	100	.900	3.26	0-3	0	0	0
16	Keans, Doug	3	72	8	0	0	—	—	6.67	0-2	0	0	0
17	Eliot, Darren	1	40	7	0	0	29	.759	10.50	0-0	0	0	0
18	Rutherford, Jim	1	20	2	0	0	—	—	6.00	0-0	0	0	0
19	Scott, Ron	1	32	4	0	0	10	.600	7.50	0-0	0	0	0
20	Simmons, Gary	1	20	1	0	0	—	—	3.00	0-0	0	0	0

# KINGS ALL-TIME TOP FIVE IN PLAYOFFS

GAMES PLAYED			GOALS			ASSISTS		
No.	Player	Total	No.	Player	Total	No.	Player	Total
1	Luc Robitaille	94	1	Luc Robitaille	41	1	Wayne Gretzky	65
2	Dave Taylor	92	2	Wayne Gretzky	29	2	Luc Robitaille	48
3	Marty McSorley	63	3	Dave Taylor	26	3	Dave Taylor	33
4	Wayne Gretzky	60	4	Marcel Dionne	20	4	Tomas Sandstrom	28
5	Rob Blake	57	5	Tomas Sandstrom	17	5	Steve Duchesne	26
	Kelly Hrudefy	57						
POINTS			PENALTY MINUTES			PPG's		
No.	Player	Total	No.	Player	Total	No.	Player	Total
1	Wayne Gretzky	94	1	Marty McSorley	190	1	Luc Robitaille	14
2	Luc Robitaille	89	2	Dave Taylor	149	2	Marcel Dionne	10
3	Dave Taylor	59	3	Luc Robitaille	126		Dave Taylor	10
4	Tomas Sandstrom	45	4	Jay Wells	110	4	Wayne Gretzky	8
5	Marcel Dionne	43	5	Jay Miller	102	5	Chris Kontos	7
SHG's			PLUS/MINUS			DEFENSEMAN GOALS		
No.	Player	Total	No.	Player	Total	No.	Player	Total
1	Wayne Gretzky	2	1	Pat Conacher	8	1	Steve Duchesne	13
	Jari Kurri	2	2	Mike Donnelly	7	2	Rob Blake	8
	Dave Taylor	2		Charlie Huddy	7	3	Marty McSorley	6
4	Several	1		Larry Robinson	7	4	Mark Hardy	5
			5	Aaron Miller	5		Larry Murphy	5
DEFENSEMAN ASSISTS			DEFENSEMAN POINTS			GAMES PLAYED		
No.	Player	Total	No.	Player	Total	No.	Goaltender	Total
1	Steve Duchesne	26	1	Steve Duchesne	39	1	Kelly Hrudefy	57
2	Rob Blake	16	2	Rob Blake	24	2	Rogie Vachon	25
3	Marty McSorley	11	3	Marty McSorley	17	3	Mario Lessard	20
4	Mark Hardy	10	4	Mark Hardy	15		Felix Potvin	20
	Bob Murdoch	10	5	Larry Murphy	13	5	Gerry Desjardins	9
	Mathieu Schneider	10						
WINS			SHUTOUTS			GOALS AGAINST AVERAGE (Minimum 20 Games)		
No.	Goaltender	Total	No.	Goaltender	Total	No.	Goaltender	Total
1	Kelly Hrudefy	26	1	Felix Potvin	3			
2	Felix Potvin	10	2	Terry Sawchuk	1	1	Felix Potvin	2.34
3	Rogie Vachon	9		Rogie Vachon	1	2	Rogie Vachon	3.09
4	Mario Lessard	6				3	Kelly Hrudefy	3.53
5	Gerry Desjardins	3				4	Mario Lessard	4.38
	Robb Stauber	3						



## KINGS ALL-TIME PLAYOFF HAT TRICKS

<b>1974</b>	1. Tommy Williams, 4/14/74 vs. Chicago
<b>1976</b>	2. Marcel Dionne, 4/15/76 vs. Boston
<b>1977</b>	3. Butch Goring, 4/9/77 at Atlanta
<b>1989</b>	4. Chris Kontos, 4/6/89 vs. Edmonton
<b>1990</b>	5. Tony Granato, 4/10/90 vs. Calgary
	6. Tomas Sandstrom, 4/10/90 vs. Calgary
	7. Dave Taylor, 4/10/90 vs. Calgary
<b>1991</b>	8. Luc Robitaille, 4/26/91 vs. Edmonton
<b>1993</b>	9. Wayne Gretzky, 5/29/93 at Toronto

## KINGS ALL-TIME PLAYOFF SHUTOUTS

No.	1968 Date	Score	Goaltender
1	4/6/68	2-0 vs. MIN	Terry Sawchuk
No.	1976 Date	Score	Goaltender
2	4/8/76	1-0 at ATL	Rogie Vachon
No.	2001 Date	Score	Goaltender
3	5/4/01	1-0 at COL	Felix Potvin
4	5/6/01	1-0 vs. COL (2 OT)	Felix Potvin
No.	2002 Date	Score	Goaltender
5	4/25/02	1-0 at COL (OT)	Felix Potvin

## KINGS ALL-TIME PLAYOFF PENALTY SHOTS - FOR

No.	Result	Player	Goalie, Opponent, Date
1	MADE	Steve Duchesne	vs. Kirk McLean, at Vancouver, 4/10/91

## KINGS ALL-TIME PLAYOFF PENALTY SHOTS - AGAINST

No.	Result	Player	Goalie, Opponent, Date
1	MADE	Wayne Connelly*	vs. Terry Sawchuk, at Minnesota, 4/9/68
2	MADE	Al MacInnis	vs. Kelly Hrudey, at Calgary, 4/4/90

\*First successful penalty shot in NHL postseason history (7th attempt).

## KINGS ALL-TIME PLAYOFF COACHING RECORDS

Coach	Games	W-L	Playoff Years
Bob Berry	10	2-8	3 (1979, 1980, 1981)
Robbie Ftorek	16	5-11	2 (1988, 1989)
Red Kelly	18	7-11	2 (1968, 1969)
Barry Melrose	24	13-11	1 (1993)
Mike Murphy	5	1-4	1 (1987)
Andy Murray	24	10-14	3 (2000, 2001, 2002)
Don Perry	10	4-6	1 (1982)
Bob Pulford	26	10-16	4 (1974, 1975, 1976, 1977)
Pat Quinn	3	0-3	1 (1985)
Larry Robinson	4	0-4	1 (1998)
Ron Stewart	2	0-2	1 (1978)
Tom Webster	28	12-16	3 (1990, 1991, 1992)

## KINGS ALL-TIME PLAYOFF RECORDS – TEAM

TEAM	
Most Consecutive Playoff Appearances . . . . .	9 years 1974-1982
Longest Playoff Winning Streak . . . . .	4/15-4/26/01
Longest Playoff Losing Streak . . . . .	6/3/93-4/14/01
Longest Overtime Goal For . . . . .	26:31 Gary Shuchuk at Van., 5/11/93
Longest Overtime Goal Against. . . . .	24:48 Petr Klima, Edm., 4/20/91
Shortest Overtime Goal For . . . . .	:19 Ted Irvine at Oak., 4/2/69
Shortest Overtime Goal Against . . . . .	:34 John LeClair, Mtl., 6/5/93
Fastest Two Goals. . . . .	:11 4/22/90 vs. Edm., Larry Robinson, 19:20 and Todd Elik, 19:31 (1st)
Most Hat Tricks, One Game . . . . .	3 4/10/90 vs. Cgy., (12-4 win) Tony Granato (3-2=5) Tomas Sandstrom (3-2=5) Dave Taylor (3-1=4) (NHL Record)

### PLAYOFF YEAR

Most Games . . . . .	24 1993 vs. Cgy., Van., Tor., & Mtl.
Most Overtime Games . . . . .	6 1993 (1 vs. Van., 2 vs. Tor., 3 vs. Mtl.) 1991 (2 vs. Van., 4 vs. Edm.)
Most Wins . . . . .	13 1993
Most Losses . . . . .	11 1993
Most Goals . . . . .	93 1993
Fewest Goals . . . . .	2 1979
Most Goals Against. . . . .	91 1993
Fewest Goals Against . . . . .	7 1975
Most Power-Play Goals . . . . .	22 1993
Most Power-Play Goals Against . . . . .	26 1993
Most Short-Handed Goals. . . . .	6 1993
Most Short-Handed Goals Against. . . . .	3 1993, 1990, 1988, 1982

### SERIES

Most Goals . . . . .	33 vs. Cgy., 1993 (6 games)
Most Goals Against. . . . .	32 vs. Edm., 1987 (5 games)
Most Goals, Both Teams . . . . .	61 vs. Cgy., 1993 (6 games)
Fewest Goals . . . . .	2 vs. NYR, 1979 (2 games)
Fewest Goals Against . . . . .	1 vs. Atl., 1976 (2 games)
Fewest Goals, Both Teams . . . . .	4 vs. Atl., 1976 (2 games)
Most Power-Play Goals . . . . .	11 vs. Edm., 1989
Most Power-Play Goals Against . . . . .	9 vs. Cgy., 1993
Most Power-Play Goals, Both Teams . . . . .	17 vs. Edm., 1989
Most Short-Handed Goals. . . . .	3 vs. Tor., 1993
Most Short-Handed Goals Against. . . . .	3 vs. Cgy., 1988 vs. Edm., 1982
Most Overtime Games . . . . .	4 vs. Edm., 1991
Most Penalty Minutes . . . . .	193 vs. Cgy., 1988
Most Penalties . . . . .	68 vs. Cgy., 1988
Most Penalty Minutes, Both Teams. . . . .	373 vs. Cgy., 1988
Most Penalties, Both Teams . . . . .	137 vs. Cgy., 1988



## KINGS ALL-TIME PLAYOFF RECORDS – TEAM

### GAME

Most Goals	12	vs. Cgy., 4/10/90 (12-4 win)
Most Goals Against	13	at Edm., 4/9/87 (3-13 loss) (NHL Record)
Most Goals, Both Teams	18	at Edm., 4/7/82 (10-8 win) (NHL Record)
Most Power-Play Goals	4	vs. Tor., 5/27/93 at Edm., 4/7/82
Most Power-Play Goals Against	5	at Edm., 4/9/87
Most Power-Play Goals, Both Teams	7	at Edm., 4/9/87 (Edm. 5, LA 2)
Most Short-Handed Goals	2	vs. Tor., 5/21/93 at NYI, 4/9/80
Most Short-Handed Goals Against	2	at Cgy., 4/6/90 vs. Edm., 4/10/82
Most Shots	52	vs. Edm., 4/10/82
Most Shots Against	50	at Cgy., 4/6/88
Fewest Shots	14	at Edm., 4/9/87
Fewest Shots Against	10	vs. Chi., 4/13/74
Most Penalty Minutes	125	vs. NYR, 4/9/81
Most Penalties	28	vs. NYR, 4/9/81
Most Penalty Minutes, Both Teams	267	vs. NYR, 4/9/81
Most Penalties, Both Teams	59	vs. NYR, 4/9/81

### PERIOD

Most Goals	5	vs. Van., 5/7/93 (3rd period) vs. Cgy., 4/10/90 (3rd period) vs. Edm., 4/10/82 (3rd period) at Edm., 4/7/82 (2nd period)
Most Goals Against	6	at Edm., 4/9/87 (1st period)
Most Goals, Both Teams	9	vs. Cgy., 4/10/90 (2nd period - LA 5, Cgy. 4) (Ties NHL Record)
Most Short-Handed Goals, One Period	2	at NYI, 4/9/80 (1st period) (Ties NHL Record)
Most Shots	21	vs. Van., 5/13/93 (1st & 2nd period) at Det., 4/15/00 (1st period)
Most Shots Against	22	at Tor., 5/17/93 (3rd period) at Cgy., 4/6/88 (1st period)
Most Penalty Minutes	104	vs. NYR, 4/9/81 (1st period)
Most Penalties	19	vs. NYR, 4/9/81 (1st Period)
Most Penalty Minutes, Both Teams	229	vs. NYR, 4/9/81 (1st period)
Most Penalties, Both Teams	43	vs. NYR, 4/9/81 (1st Period – NYR 24, LA 19) (NHL Record)

## KINGS ALL-TIME PLAYOFF RECORDS - INDIVIDUAL

### CAREER

Most Games	94	Luc Robitaille
Most Points	94	Wayne Gretzky
Most Goals	41	Luc Robitaille
Most Game-Winning Goals	9	Luc Robitaille
Most Power-Play Goals	14	Luc Robitaille
Most Short-Handed Goals	2	Wayne Gretzky, Jari Kurri, Dave Taylor
Most Overtime Goals	2	Wayne Gretzky, Butch Goring
Most Assists	65	Wayne Gretzky
Most Penalty Minutes	190	Marty McSorley
Most Games, Goaltender	57	Kelly Hradey
Most Wins, Goaltender	26	Kelly Hradey
Most Shutouts, Goaltender	3	Felix Potvin

### PLAYOFF YEAR

Most Points	40	Wayne Gretzky, 1993 (15-25=40)
Most Points, Defenseman	12	Alexei Zhitnik, 1993 (3-9=12) Steve Duchesne, 1991 (4-8=12)
Most Points, Rookie	13	Warren Rychel, 1993 (6-7=13) Daryl Evans, 1982 (5-8=13)
Longest Consecutive Point Streak	12	Wayne Gretzky, 1993 (9-16=25)
Most Goals	15	Wayne Gretzky, 1993
Most Goals, Defenseman	4	Rob Blake & Marty McSorley, 1993 Paul Coffey, 1992 Steve Duchesne, 1991, 1989
Most Goals, Rookie	6	Warren Rychel, 1993
Most Power-play Goals	6	Chris Kontos, 1989
Most Short-Handed Goals	2	Jari Kurri & Dave Taylor, 1993
Most Game-Winning Goals	3	Wayne Gretzky, 1993
Most Assists	25	Wayne Gretzky, 1993
Most Assists, Defenseman	9	Mathieu Schneider, 2001 Alexei Zhitnik, 1993 Steve Duchesne, 1990
Most Assists, Rookie	9	Alexei Zhitnik, 1993 Todd Elik, 1990
Most Penalty Minutes	63	Jay Miller, 1989
Most Games, Goaltender	20	Kelly Hradey, 1993
Most Wins, Goaltender	10	Kelly Hradey, 1993
Most Shutouts, Goaltender	2	Felix Potvin, 2001

### SERIES

Most Points	13	Wayne Gretzky vs. Van., 1993 Wayne Gretzky vs. Edm., 1989
Most Points, Defenseman	8	Steve Duchesne vs. Cgy., 1990
Most Points, Rookie	8	Todd Elik vs. Cgy., 1990
Most Goals	8	Luc Robitaille vs. Van., 1991 Chris Kontos vs. Edm., 1989
Most Goals, Defenseman	4	Paul Coffey vs. Edm., 1992
Most Goals, Rookie	5	Daryl Evans vs. Edm., 1982
Most Power-Play Goals	6	Chris Kontos vs. Edm., 1989 (NHL Record)
Most Short-Handed Goals	1	Done 14 Times
Most Game-Winning Goals	2	Wayne Gretzky vs. Tor., 1993 Wayne Gretzky vs. Van., 1991 Tony Granato vs. Cgy., 1990 Butch Goring vs. Atl., 1977 Butch Goring vs. Bos., 1976
Most Assists	9	Wayne Gretzky vs. Edm., 1989
Most Assists, Defenseman	6	Steve Duchesne vs. Cgy., 1990
Most Assists, Rookie	6	Todd Elik vs. Cgy., 1990
Most Penalty Minutes	37	Marty McSorley vs. Edm., 1991



## KINGS ALL-TIME PLAYOFF RECORDS - INDIVIDUAL

### GAME

Most Points . . . . .	5	Tony Granato vs. Cgy., 4/10/90 (3-2=5) Wayne Gretzky vs. Cgy., 4/10/90 (1-4=5) Tomas Sandstrom vs. Cgy., 4/10/90 (3-2=5)
Most Points, Defenseman . . . . .	4	Paul Coffey vs. Edm., 4/20/92 (2-2=4)
Most Points, Rookie . . . . .	4	Todd Elik vs. Cgy., 4/10/90 (1-3=4) Daryl Evans at Edm., 4/7/82 (2-2=4)
Most Goals . . . . .	3	Wayne Gretzky at Tor., 5/29/93 Luc Robitaille vs. Edm., 4/26/91 Tomas Sandstrom vs. Cgy., 4/10/90 Tony Granato vs. Cgy., 4/10/90 Dave Taylor vs. Cgy., 4/10/90 Chris Kontos vs. Edm., 4/6/89 Butch Goring vs. Atl., 4/9/77 Marcel Dionne vs. Bos., 4/15/76 Tommy Williams vs. Chi., 4/14/74
Most Goals, Defenseman . . . . .	2	Paul Coffey vs. Edm., 4/10/92 Steve Duchesne vs. Cgy., 4/14/90
Most Goals, Rookie . . . . .	2	Daryl Evans at Edm., 4/7/82 Gord Labossiere vs. Min., 4/13/68
Most Assists . . . . .	4	Wayne Gretzky vs. Edm., 4/20/92 Wayne Gretzky vs. Cgy., 4/10/90
Most Assists, Defenseman . . . . .	3	Mathieu Schneider vs. Det., 4/18/01 Rob Blake at Van., 4/10/91
Most Assists, Rookie . . . . .	3	Rob Blake at Van., 4/10/91 Todd Elik vs. Cgy., 4/10/90
Most Power-Play Goals . . . . .	2	Luc Robitaille at Mtl., 6/1/93 Jimmy Carson at Cgy., 4/18/93 Paul Coffey vs. Edm., 4/20/92 Luc Robitaille vs. Van., 4/12/91 Chris Kontos vs. Edm., 4/6/89 Marcel Dionne at Edm., 4/7/82
Most Short-Handed Goals . . . . .	1	Done 14 Times
Most Penalty Minutes . . . . .	26	Marty McSorley vs. Edm., 4/26/91
Fastest Goal, Start of Game . . . . .	:06	Don Kozak vs. Bos., 4/17/77 (NHL Record)

### PERIOD

Most Points . . . . .	3	Mathieu Schneider vs. Det., 4/18/01 (0-3=3), 3rd period Warren Rychel at Cgy., 4/27/93 (1-2=3), 3rd period Wayne Gretzky vs. Cgy., 4/10/90 (1-2=3), 2nd period Tomas Sandstrom vs. Cgy., 4/10/90 (1-2=3), 2nd period Mark Hardy vs. Edm., 4/10/82 (1-2=3), 3rd period Daryl Evans at Edm., 4/7/82 (2-1=3), 2nd period Tommy Williams vs. Chi., 4/14/74 (3-0=3), 3rd period
Most Goals . . . . .	3	Tommy Williams vs. Chi., 4/14/74 (3-0=3), 3rd period, (3 goals in 6:18)
Most Assists . . . . .	3	Mathieu Schneider vs. Det., 4/18/01, 3rd period
Most Power-Play Goals . . . . .	2	Paul Coffey vs. Edm., 4/20/92, 1st period Luc Robitaille vs. Van., 4/12/91, 1st period Marcel Dionne at Edm., 4/7/82, 2nd period
Most Short-Handed Goals . . . . .	1	Done 14 Times
Most Penalty Minutes . . . . .	25	John Paul Kelly, Jerry Korab, Jay Wells vs. NYR, 4/9/81, 1st period

## ALL-TIME PLAYOFF GAME WINNING GOALS SCORED BY KINGS

1968 – White, MacDonald, Joyal  
1969 – Irvine, Cahan, Flett, MacDonald  
1974 – Widing  
1975 – M. Murphy  
1976 – Nevin, Berry, Goring (2), Kozak  
1977 – Goring (2), Dionne, Murdoch  
1980 – St. Laurent  
1981 – Hopkins  
1982 – Simmer, Evans, Nicholls, Bozek  
1987 – D. Williams  
1988 – Robitaille  
1989 – Kontos, Robitaille, Wiemer, Nicholls  
1990 – Robitaille, Granato (2), Krushelnyski  
1991 – Gretzky (2), Jones, Taylor, Robitaille (2)  
1992 – Huddy, Robitaille  
1993 – McSorley, Rychel (2), Robitaille (2), Sandstrom (2), Granato, Gretzky (3), Shuchuk, Zhitnik  
2001 – Stumpel, E. Belanger, Deadmarsh (2), Modry, Robitaille, G. Murray  
2002 – J. Allison, C. Johnson, Chartrand

**All-Time Leaders:** Robitaille (9), Gretzky (5), Goring (4), Granato (3)

## ALL-TIME PLAYOFF POWER-PLAY GOALS SCORED BY KINGS (142)

Robitaille (14), Taylor (10), Dionne (10), Gretzky (8), Kontos (7), Duchesne (6), Sandstrom (5), Nicholls (5), Goring (4), M. Murphy (4), Joyal (4), R. Blake (3), Carson (3), Kurri (3), Granato (3), Coffey (3), McSorley (3), Simmer (3), Stumpel (2), Sydor (2), Zhitnik (2), L. Murphy (2), Bozek (2), T. Williams (2), Sargent (2), Smolinski, G. Murray, Thomas, Modry, Perreault, Tonelli, Elik, Evans, Kelly, Degray, Krushelnyski, Fenton, D. Smith, Fox, Wells, Hardy, Terrier, Apps Jr., Venasky, Murdoch, Shultz, Kozak, Carr, Flett, Croteau, Menard, R. Lemeux, Irvine, MacDonald, H. Hughes.

## ALL-TIME PLAYOFF SHORTHANDED GOALS SCORED BY KINGS (14)

Taylor (2), Kurri (2), Gretzky (2), R. Blake, Kasper, M. Allison, Granato, Bonar, M. Murphy, St. Laurent, Campbell.





## KINGS ALL-TIME OVERTIME PLAYOFF GAMES AND SCORING (17 Wins, 18 Losses)

Date	Series	Team	Result	Who Scored	Time
1.	4/16/68	Quar.	at Minnesota	Lost, 3-4	Marcetta 9:11
2.	4/2/69	Quar.	at Oakland	Won, 5-4	Irvine 0:19
3.	4/8/75	Preliminary	vs. Toronto	Won, 3-2	Murphy 8:53
4.	4/10/75	Preliminary	at Toronto	Lost, 2-3	Stoughton 10:19
5.	4/13/76	Quar.	at Boston	Won, 3-2	Goring 0:27
6.	4/22/76	Quar.	vs. Boston	Won, 4-3	Goring 18:28
7.	4/12/79	Preliminary	vs. NY Rangers	Lost, 1-2	Esposito 6:11
8.	4/11/80	Preliminary	vs. NY Islanders	Lost, 3-4	Morrow 6:55
9.	4/8/82	D-Semi	at Edmonton	Lost, 2-3	Gretzky 6:20
10.	4/10/82	D-Semi	vs. Edmonton	Won, 6-5	Evans 2:35
11.	4/16/82	D-Final	at Vancouver	Won, 3-2	Bozek 4:33
12.	4/18/82	D-Final	vs. Vancouver	Lost, 3-4	Campbell 1:23
13.	4/10/85	D-Semi	at Edmonton	Lost, 2-3	Fogolin 3:01
14.	4/13/85	D-Semi	vs. Edmonton	Lost, 3-4	Anderson 0:46
15.	4/18/89	D-Final	at Calgary	Lost, 3-4	Gilmour 7:47
16.	4/8/90	D-Semi	vs. Calgary	Won, 2-1	Granato 8:37
17.	4/14/90	D-Semi	vs. Calgary	Won, 4-3	Krushelnyski 23:14
18.	4/24/90	D-Final	vs. Edmonton	Lost, 5-6	Murphy 4:42
19.	4/6/91	D-Semi	vs. Vancouver	Won, 3-2	Gretzky 11:08
20.	4/8/91	D-Semi	at Vancouver	Lost, 1-2	Ronning 3:12
21.	4/18/91	D-Final	vs. Edmonton	Won, 4-3	Robitaille 2:13
22.	4/20/91	D-Final	vs. Edmonton	Lost, 3-4	Klima 24:48
23.	4/22/91	D-Final	at Edmonton	Lost, 3-4	Tikkanen 20:48
24.	4/28/91	D-Final	at Edmonton	Lost, 3-4	MacTavish 16:57
25.	5/11/93	D-Final	at Vancouver	Won, 4-3	Shuchuk 26:31
26.	5/25/93	C-Final	at Toronto	Lost, 2-3	Anderson 19:20
27.	5/27/93	C-Final	vs. Toronto	Won, 5-4	Gretzky 1:41
28.	6/3/93	SC-Final	at Montreal	Lost, 2-3	Desjardins 0:51
29.	6/5/93	SC-Final	vs. Montreal	Lost, 3-4	LeClair 0:34
30.	6/7/93	SC-Final	vs. Montreal	Lost, 2-3	LeClair 14:37
31.	4/18/01	C-Quarter	vs. Detroit	Won, 4-3	Belanger 2:36
32.	4/23/01	C-Quarter	vs. Detroit	Won, 3-2	Deadmarsh 4:48
33.	4/26/01	C-Semi	at Colorado	Won, 4-3	Modry 14:23
34.	5/6/01	C-Semi	vs. Colorado	Won, 1-0	Murray 22:41
35.	4/25/02	C-Quarter	at Colorado	Won, 1-0	Johnson 2:19

## GREAT KINGS MOMENTS IN STAPLES CENTER HISTORY



THE OPPONENTS

**April 23, 2001 – Adam Deadmarsh is mobbed by teammates after scoring the series-clinching, game-winning overtime goal in Game 6 of the Western Conference quarterfinals against Detroit.**



# Anaheim DUCKS

2695 E. Katella Ave.  
Anaheim, CA 92806  
(714) 940-2900

Arena: Honda Center  
Capacity: 17,174  
Entered NHL: 1993-94

Owners: Henry and Susan Samuels  
Executive Vice President/General Manager: Bob Murray  
Head Coach: Randy Carlyle  
Assistant Coaches: Dave Farrish  
Newell Brown

Media Contact: Alex Gilchrist

Dec. 1 — Kings at Anaheim  
Jan. 14 — Kings vs. Anaheim  
Feb. 4 — Kings vs. Anaheim  
Feb. 8 — Kings at Anaheim  
Apr. 3 — Kings vs. Anaheim  
Apr. 6 — Kings at Anaheim

# Atlanta THRASHERS

Nov. 13 — Kings at Atlanta

101 Marietta Street, NW  
Suite 1900  
Atlanta, GA 30303  
(404) 878-3800

Arena: Philips Arena  
Capacity: 18,545  
Entered NHL: 1999-00

Governor: Bruce Levenson  
Executive Vice President/  
General Manager: Don Waddell  
Head Coach: John Anderson  
Assistant Coaches: Randy Cunneyworth  
Todd Nelson  
Steve Weeks

Media Contact: Rob Koch

## ALL-TIME RECORD vs. ANAHEIM (39-34-11-6)

Year	TOTAL				HOME				AWAY			
	W	L	T	OT	W	L	T	OT	W	L	T	OT
1993-94	4	2	0	—	2	1	0	—	2	1	0	—
1994-95	1	2	2	—	1	1	1	—	0	1	1	—
1995-96	3	2	1	—	2	1	0	—	1	1	1	—
1996-97	1	3	1	—	1	0	1	—	0	3	0	—
1997-98	3	1	1	—	2	1	0	—	1	0	1	—
1998-99	1	5	0	—	1	2	0	—	0	3	0	—
1999-00	2	2	2	0	1	2	0	0	1	0	2	0
2000-01	2	2	1	0	1	0	1	0	1	2	0	0
2001-02	4	0	1	0	2	0	1	0	2	0	0	0
2002-03	2	2	1	0	1	1	0	0	1	1	1	0
2003-04	4	1	1	0	3	0	0	0	1	1	1	0
2005-06	3	4	—	1	2	2	—	0	1	2	—	1
2006-07	4	2	—	2	1	1	—	2	3	1	—	0
2007-08	2	4	—	2	2	2	—	0	0	2	—	2
2008-09	3	2	—	1	2	0	—	1	1	2	—	0
TOTALS	39	34	11	6	24	14	4	3	15	20	7	3

## ALL-TIME RECORD vs. ATLANTA (7-1-0-3)

Year	TOTAL				HOME				AWAY			
	W	L	T	OT	W	L	T	OT	W	L	T	OT
1999-00	2	0	0	0	1	0	0	0	1	0	0	0
2000-01	1	0	0	1	0	0	0	1	1	0	0	0
2001-02	1	0	0	0	1	0	0	0	0	0	0	0
2002-03	2	0	0	0	1	0	0	0	1	0	0	0
2003-04	0	0	0	1	0	0	0	0	0	0	0	1
2005-06	1	0	—	0	1	0	—	0	0	0	—	0
2006-07	0	1	—	0	0	0	—	0	0	1	—	0
2007-08	—	—	—	—	—	—	—	—	—	—	—	—
2008-09	0	0	—	1	0	0	—	1	0	0	—	0
TOTALS	7	1	0	3	4	0	0	2	3	1	0	1

## KINGS FAST FACTS

	OVERALL	AT HOME	ON ROAD
LAST 10 GAMES	4-4-2	5-3-2	4-4-2
LAST WIN	2/18/09 (4-3)	1/8/09 (4-3)	2/18/09 (4-3)
LAST LOSS	1/6/09 (1-3)	11/4/08 (0-1 OT)	1/6/09 (1-3)
LAST OT GAME	11/4/08 (0-1 OT)	11/4/08 (0-1 OT)	3/26/08 (1-2 SO)
OVERTIME RECORD	11-7-11	5-4-4	6-3-7
LONGEST WIN STREAK	4 Games	5 Games	3 Games
	Twice	1/24/04-1/23/06	Twice
LONGEST UNDEFEATED	9 Games (6-0-3)	7 Games (5-0-2)	4 Games
	3/24/01-12/19/02	4/1/00-12/19/02	Twice
LONGEST LOSING STREAK	6 Games	5 Games (0-3-2)	6 Games (0-4-2)
	4/18/98-3/18/99	1/28/06-2/17/07	9/30/07-1/6/09
LONGEST WINLESS	6 Games	5 Games (0-3-2)	6 Games
	Twice	1/28/06-2/17/07	Twice
SHUTOUTS BY KINGS	1	1	Never
LAST TIME	4/14/02 (1-0)	4/14/02 (1-0)	
SHUTOUTS OF KINGS	5	1	4
LAST TIME	11/16/08 (0-2)	11/4/08 (0-1 OT)	11/16/08 (0-2)
MOST GOALS	7	7	5
	12/27/95 (7-1)	12/27/95 (7-1)	Four Times
MOST GOALS AGAINST	7	6	7
	11/8/96 (4-7)	11/15/07 (3-6)	11/8/96 (4-7)

\*Active Streak

## KINGS FAST FACTS

	OVERALL	AT HOME	ON ROAD
LAST 10 GAMES	6-1-3	4-0-2	3-1-1
LAST WIN	1/19/06 (8-6)	1/19/06 (8-6)	10/29/02 (4-0)
LAST LOSS	2/16/09 (6-7 SO)	2/16/09 (6-7 SO)	1/16/07 (2-6)
LAST OT GAME	2/16/09 (6-7 SO)	2/16/09 (6-7 SO)	12/10/03 (3-4 OT)
OVERTIME RECORD	0-3-0	0-2-0	0-1-0
LONGEST WIN STREAK	3 Games	3 Games	3 Games
	11/3/01-1/19/06	11/3/01-1/19/06	3/26/00-10/29/02
LONGEST UNDEFEATED	3 Games	3 Games (3-0-0)	3 Games (3-0-0)
	Twice	11/3/01-1/19/06	3/26/00-10/29/02
LONGEST LOSING STREAK	2 Games*	1 Game*	2 Games*
	1/16/07-present	Twice	12/10/03-present
LONGEST WINLESS	2 Games (0-1-1)*	1 Game*	2 Games (0-1-1)*
	1/16/07-present	Twice	12/10/03-present
SHUTOUTS BY KINGS	2	1	1
LAST TIME	10/29/02 (4-0)	12/8/99 (4-0)	10/29/02 (4-0)
SHUTOUTS OF KINGS	Never	Never	Never
LAST TIME			
MOST GOALS	8	8	5
	1/19/06 (8-6)	1/19/06 (8-6)	11/2/00 (5-2)
MOST GOALS AGAINST	7	7	6
	Twice	Twice	1/16/07 (2-6)

\*Active Streak



# Boston BRUINS

Jan. 16 — Kings vs. Boston  
Jan. 30 — Kings at Boston

100 Legends Way  
Boston, MA 02114  
(617) 624-2327

Arena: TD Garden  
Capacity: 17,565  
Entered NHL: 1924-25

Owner/Governor: Jeremy M. Jacobs  
General Manager: Peter Chiarelli  
Head Coach: Claude Julien  
Assistant Coaches: Doug Houda  
Craig Ramsay  
Geoff Ward

Media Contact: Matthew Chmura

## ALL-TIME RECORD vs. BOSTON (34-77-13-1)

TOTAL				HOME				AWAY				TOTAL				HOME				AWAY					
Year	W	L	T	OT	W	L	T	OT	W	L	T	OT	Year	W	L	T	OT	W	L	T	OT	W	L	T	OT
1967-68	1	3	0	-	0	2	0	-	1	1	0	-	1988-89	1	2	0	-	1	1	0	-	0	1	0	-
1968-69	1	5	0	-	1	2	0	-	0	3	0	-	1989-90	1	2	0	-	0	1	0	-	1	1	0	-
1969-70	0	5	1	-	0	2	1	-	0	3	0	-	1990-91	1	2	0	-	1	1	0	-	0	1	0	-
1970-71	1	5	0	-	1	2	0	-	0	3	0	-	1991-92	2	1	0	-	1	0	0	-	1	1	0	-
1971-72	1	4	1	-	0	3	0	-	1	1	1	-	1992-93	1	1	0	-	1	0	0	-	0	1	0	-
1972-73	2	3	0	-	1	1	0	-	1	2	0	-	1993-94	0	2	0	-	0	1	0	-	0	1	0	-
1973-74	1	3	1	-	1	1	1	-	0	2	0	-	1994-95	-	-	-	-	-	-	-	-	-	-	-	-
1974-75	3	2	0	-	2	1	0	-	1	1	0	-	1995-96	0	1	1	-	0	0	1	-	0	1	0	-
1975-76	1	4	0	-	0	2	0	-	1	2	0	-	1996-97	1	0	1	-	1	0	0	-	0	0	1	-
1976-77	2	2	1	-	2	1	0	-	0	1	1	-	1997-98	0	2	0	-	0	1	0	-	0	1	0	-
1977-78	0	5	0	-	0	2	0	-	0	3	0	-	1998-99	2	0	0	-	1	0	0	-	1	0	0	-
1978-79	3	1	0	-	1	1	0	-	2	0	0	-	1999-00	0	2	0	-	0	0	1	0	0	0	1	0
1979-80	1	2	1	-	1	0	1	-	0	2	0	-	2000-01	1	0	1	0	1	0	0	0	0	1	0	
1980-81	2	2	0	-	1	1	0	-	1	1	0	-	2001-02	0	1	0	0	0	0	0	0	0	1	0	
1981-82	0	3	0	-	0	1	0	-	0	2	0	-	2002-03	0	0	0	1	0	0	0	1	0	0	0	
1982-83	2	1	0	-	2	0	0	-	0	1	0	-	2003-04	0	1	0	0	0	1	0	0	0	0	0	
1983-84	0	3	0	-	0	1	0	-	0	2	0	-	2005-06	1	0	1	0	0	0	-	0	1	0	-	
1984-85	0	1	2	-	0	0	2	-	0	1	0	-	2006-07	-	-	-	-	-	-	-	-	-	-	-	
1985-86	0	3	0	-	0	1	0	-	0	2	0	-	2007-08	0	1	-	0	0	1	-	0	0	0	-	
1986-87	1	2	0	-	1	1	0	-	0	1	0	-	2008-09	1	0	-	0	0	0	-	0	1	0	-	
1987-88	0	2	1	-	0	1	0	-	0	1	1	-	TOTALS	34	77	13	-	21	33	7	-	1	34	4	-

## KINGS FAST FACTS

	OVERALL	AT HOME	ON ROAD
LAST 10 GAMES	3-3-4 (3 ties)	3-3-4 (2 ties)	3-4-3 (2 ties)
LAST WIN	3/19/09 (3-2 OT)	10/13/00 (5-0)	3/19/09 (3-2 OT)
LAST LOSS	10/12/07 (6-8)	10/12/07 (6-8)	1/10/02 (0-5)
LAST OT GAME	3/19/09 (3-2 OT)	3/22/03 (3-4 OT)	3/19/09 (3-2 OT)
OVERTIME RECORD	4-6-8	2-3-4	2-3-4
LONGEST WIN STREAK	3 Games	2 Games	2 Games*
	1/14/79-2/21/79	Four Times	Three Times
LONGEST UNDEFEATED	6 Games (3-0-3)	4 Games (3-0-1)	3 Games
	10/16/98-11/26/00	2/21/79-10/21/81	Twice
LONGEST LOSING STREAK	10 Games	4 Games	10 Games
	11/21/68-1/15/70	1/30/69-10/14/71	Twice
LONGEST WINLESS	15 Games (0-14-1)	6 Games (0-5-1)	13 Games (0-12-1)
	11/21/68-2/3/71	1/30/69-10/14/71	12/20/80-11/2/89
SHUTOUTS BY KINGS	8	6	2
LAST TIME	1/12/06 (6-0)	10/13/00 (5-0)	1/12/06 (6-0)
SHUTOUTS OF KINGS	8	1	7
LAST TIME	1/10/02 (0-5)	1/3/76 (0-3)	1/10/02 (0-5)
MOST GOALS	8	8	6
	10/17/92 (8-6)	10/17/92 (8-6)	Twice
MOST GOALS AGAINST	11	8	11
	11/14/71 (2-11)	Twice	11/14/71 (2-11)

\*Active Streak

# Buffalo SABRES

Jan. 21 — Kings vs. Buffalo

One Seymour H. Knox III Plaza  
Buffalo, NY 14203  
(716) 855-4100

Arena: HSBC Arena  
Capacity: 18,690  
Entered NHL: 1970-71

Owner: B. Thomas Golisano  
General Manager: Darcy Regier  
Head Coach: Lindy Ruff  
Associate Coach: Brian McCutcheon  
Assistant Coach: James Patrick

Media Contact: Michael Gilbert

## ALL-TIME RECORD vs. BUFFALO (39-53-18-0)

	TOTAL				HOME				AWAY					TOTAL				HOME				AWAY			
Year	W	L	T	OT	W	L	T	OT	W	L	T	OT	Year	W	L	T	OT	W	L	T	OT	W	L	T	OT
1970-71	1	2	3	-	1	0	2	-	0	2	1	-	1989-90	1	2	0	-	0	1	0	-	1	1	0	-
1971-72	3	2	1	-	2	1	0	-	1	1	1	-	1990-91	2	0	1	-	2	0	0	-	0	0	1	-
1972-73	1	2	2	-	1	0	2	-	0	2	0	-	1991-92	1	1	1	-	0	1	1	-	1	0	0	-
1973-74	1	4	0	-	1	1	0	-	0	3	0	-	1992-93	2	0	0	-	1	0	0	-	1	0	0	-
1974-75	3	1	1	-	1	0	1	-	2	1	0	-	1993-94	0	2	0	-	0	1	0	-	0	1	0	-
1975-76	2	3	0	-	1	2	0	-	1	1	0	-	1994-95	-	-	-	-	-	-	-	-	-	-	-	-
1976-77	2	3	0	-	1	2	0	-	1	1	0	-	1995-96	0	1	1	-	0	1	0	-	0	0	1	-
1977-78	0	3	2	-	0	2	0	-	0	1	2	-	1996-97	1	1	0	-	1	0	0	-	0	1	0	-
1978-79	1	2	1	-	1	1	0	-	0	1	1	-	1997-98	0	1	1	-	0	0	1	-	0	1	0	-
1979-80	0	3	1	-	0	1	1	-	0	2	0	-	1998-99	1	1	0	-	1	0	0	-	0	1	0	-
1980-81	1	2	1	-	0	2	0	-	1	0	1	-	1999-00	1	1	0	0	1	0	0	0	0	1	0	0
1981-82	1	2	0	-	0	1	0	-	1	1	0	-	2000-01	1	1	0	0	1	0	0	0	0	1	0	0
1982-83	1	2	0	-	1	1	0	-	0	1	0	-	2001-02	1	0	0	0	1	0	0	0	0	0	0	0
1983-84	0	2	1	-	0	1	0	-	0	1	1	-	2002-03	1	0	0	0	0	0	0	0	1	0	0	0
1984-85	2	0	1	-	1	0	1	-	1	0	0	-	2003-04	0	2	0	0	0	1	0	0	0	1	0	0
1985-86	2	1	0	-	1	0	0	-	1	1	0	-	2005-06	0	1	-	0	0	0	0	0	0	1	-	0
1986-87	1	2	0	-	0	2	0	-	1	0	0	-	2006-07	-	-	TM	-	-	-	-	-	-	-	-	-
1987-88	1	2	0	-	0	1	0	-	1	1	0	-	2007-08	1	0	-	0	1	0	-	0	0	0	-	0
1988-89	3	0	0	-	2	0	0	-	1	0	0	-	2008-09	0	1	-	0	0	0	-	0	0	1	-	0
1989-90	1	2	0	-	0	1	0	-	1	1	0	-	TOTALS	39	53	18	0	23	23	9	0	16	30	9	0

## KINGS FAST FACTS

	OVERALL	AT HOME	ON ROAD
LAST 10 GAMES	4-6-0	6-3-1 (1 tie)	1-8-1 (1 tie)
LAST WIN	12/6/07 (8-2)	12/6/07 (8-2)	2/21/03 (4-1)
LAST LOSS	12/19/08 (0-5)	10/23/03 (1-5)	12/19/08 (0-5)
LAST OT GAME	1/8/98 (2-2 tie)	1/8/98 (2-2 tie)	2/14/96 (2-2 tie)
OVERTIME RECORD	1-0-6	0-0-3	1-0-3
LONGEST WIN STREAK	4 Games	4 Games	2 Games
	11/22/87-3/1/89	1/7/99-1/17/02	Four Times
LONGEST UNDEFEATED	5 Games (4-0-1)	6 Games (5-0-1)	4 Games (3-0-1)
	11/9/84-3/15/86	1/9/97-1/17/02	3/14/90-3/15/93
LONGEST LOSING STREAK	5 Games	4 Games	5 Games
	Twice	Twice	Twice
LONGEST WINLESS	8 Games (0-6-2)	7 Games (0-6-1)	8 Games (0-5-3)
	12/7/78-12/20/80	3/24/79-11/20/82	3/3/77-1/27/80
SHUTOUTS BY KINGS	2	2	Never
LAST TIME	10/26/78 (6-0)	10/26/78 (6-0)	
SHUTOUTS OF KINGS	6	Never	6
LAST TIME	12/19/08 (0-5)		12/19/08 (0-5)
MOST GOALS	9	8	9
	1/1/76 (9-6)	Twice	1/1/76 (9-6)
MOST GOALS AGAINST	10	8	10
	1/14/06 (1-10)	Twice	1/14/06 (1-10)

\*Active Streak





# Calgary FLAMES

P.O. Box 1540, Station M  
Calgary, Alberta T2P 3B9  
(403) 777-4636

Arena: Pengrowth Saddledome  
Capacity: 19,289  
Entered NHL: 1972-73 (Atlanta)

President/CEO: Ken King  
General Manager: Darryl Sutter  
Head Coach: Brent Sutter  
Assistant Coaches: Ryan McGill  
Dave Lowry  
Rob Cookson

Media Contact: Peter Hanlon

Nov. 21 — Kings vs. Calgary  
Dec. 7 — Kings vs. Calgary  
Dec. 17 — Kings at Calgary  
Dec. 30 — Kings at Calgary

## ALL-TIME RECORD vs. CALGARY (77-100-21-3)

(Atlanta prior to 1980-81)

TOTAL				HOME				AWAY				TOTAL				HOME				AWAY					
Year	W	L	OT	W	L	OT	W	L	OT	Year	W	L	OT	W	L	OT	W	L	OT	Year	W	L	OT		
1972-73	1	1	3	-	1	0	1	-	0	1	2	-	1991-92	2	5	0	-	2	1	0	-	0	4	0	-
1973-74	5	1	0	-	3	0	0	-	2	1	0	-	1992-93	3	3	1	-	2	1	1	-	1	2	0	-
1974-75	1	2	1	-	1	0	1	-	0	2	0	-	1993-94	3	3	1	-	2	1	0	-	1	2	1	-
1975-76	3	1	0	-	2	0	0	-	1	1	0	-	1994-95	1	3	1	-	0	1	1	-	1	2	0	-
1976-77	2	2	0	-	1	1	0	-	1	1	0	-	1995-96	1	3	1	-	0	1	1	-	1	2	0	-
1977-78	2	1	1	-	1	1	0	-	1	0	1	-	1996-97	1	3	1	-	0	2	1	-	1	1	1	-
1978-79	2	2	0	-	2	0	0	-	0	2	0	-	1997-98	5	1	0	-	3	0	0	-	2	1	0	-
1979-80	1	2	1	-	0	2	0	-	1	0	1	-	1998-99	1	2	1	-	1	1	0	-	0	1	1	-
1980-81	1	3	0	-	1	1	0	-	0	2	0	-	1999-00	4	0	0	0	2	0	0	0	2	0	0	0
1981-82	3	4	1	-	3	0	1	-	0	4	0	-	2000-01	3	1	0	0	1	1	0	0	2	0	0	0
1982-83	3	3	2	-	3	1	0	-	0	2	2	-	2001-02	0	3	1	0	0	2	0	0	0	1	1	0
1983-84	3	4	1	-	2	2	0	-	1	2	1	-	2002-03	1	1	0	2	1	1	0	0	0	0	0	2
1984-85	3	4	1	-	2	2	0	-	1	2	1	-	2003-04	1	1	1	1	1	1	0	0	0	0	1	1
1985-86	1	7	0	-	1	3	0	-	0	4	0	-	2005-06	2	2	0	-	0	1	1	-	0	1	1	-
1986-87	3	5	0	-	2	2	0	-	1	3	0	-	2006-07	1	3	0	-	1	1	-	0	0	2	-	0
1987-88	4	4	0	-	1	3	0	-	3	1	0	-	2007-08	1	3	0	-	1	1	-	0	0	2	-	0
1988-89	2	6	0	-	2	2	0	-	0	4	0	-	2008-09	0	4	0	-	0	2	-	0	0	2	-	0
1989-90	3	4	1	-	1	2	1	-	2	2	0	-	TOTALS	77	100	21	3	49	41	9	0	28	59	12	3
1990-91	4	3	1	-	2	1	1	-	2	2	0	-													

## KINGS FAST FACTS

	OVERALL	AT HOME	ON ROAD
LAST 10 GAMES	1-9-0	4-6-0	1-7-2 (1 tie)
LAST WIN	2/15/08 (6-3)	2/15/08 (6-3)	12/21/05 (5-2)
LAST LOSS	4/6/09 (1-4)	2/12/09 (0-2)	4/6/09 (1-4)
LAST OT GAME	4/15/06 (2-1 SO)	4/15/06 (2-1 SO)	3/27/04 (2-3 OT)
OVERTIME RECORD	7-5-12	3-1-6	4-4-6
LONGEST WIN STREAK	5 Games	4 Games	4 Games
	10/15/99-1/6/01	2/20/81-2/11/82	10/15/99-4/7/01
LONGEST UNDEFEATED	5 Games	10 Games (8-0-2)	6 Games (4-0-2)
	Twice	10/26/72-10/28/76	2/20/99-11/20/01
LONGEST LOSING STREAK	11 Games	5 Games	7 Games*
	3/3/85-3/2/86	3/23/85-3/2/86	Twice
LONGEST WINLESS	12 Gms (0-11-1, tie)	7 Gms (0-6-1, tie)	14 Games (0-10-4 ties)
	1/9/85-3/2/86	2/23/95-3/15/97	3/13/80-2/28/84
SHUTOUTS BY KINGS	7	5	2
LAST TIME	2/22/01 (2-0)	1/6/01 (2-0)	2/22/01 (2-0)
SHUTOUTS OF KINGS	11	5	6
LAST TIME	2/12/09 (0-2)	2/12/09 (0-2)	11/28/96 (0-2)
MOST GOALS	9	9	8
	Twice	Twice	Twice
MOST GOALS AGAINST	11	9	11
	10/17/88 (4-11)	10/13/85 (2-9)	10/17/88 (4-11)

\*Active Streak

# Carolina HURRICANES

Nov. 11 — Kings at Carolina

1400 Edwards Mill Road  
Raleigh, NC 27607  
(919) 467-7825

Arena: RBC Center  
Capacity: 18,680  
Entered NHL: 1979-80 (Hartford)

CEO/Owner/Governor: Peter Karmanos, Jr.  
President/General Manager: Jim Rutherford  
Head Coach: Paul Maurice  
Associate Head Coach/Director of Player Development:  
Ron Francis  
Assistant Coaches: Tom Barrasso  
Kevin McCarthy  
Tom Rowe

Media Contact: Mike Sundheim

## ALL-TIME RECORD vs. CAROLINA (29-25-8-2)

(Hartford prior to 1997-98)

	TOTAL				HOME				AWAY					TOTAL				HOME				AWAY			
Year	W	L	T	OT	W	L	T	OT	W	L	T	OT	Year	W	L	T	OT	W	L	T	OT	W	L	T	OT
1979-80	1	2	1	-	1	0	1	-	0	2	0	-	1994-95	-	-	-	-	-	-	-	-	-	-	-	-
1980-81	3	0	1	-	2	0	0	-	1	0	1	-	1995-96	0	2	0	-	0	1	0	-	0	1	0	-
1981-82	0	2	1	-	0	1	0	-	0	1	1	-	1996-97	2	0	0	-	1	0	0	-	1	0	0	-
1982-83	2	1	0	-	1	1	0	-	1	0	0	-	1997-98	0	1	1	-	0	1	0	-	0	0	1	-
1983-84	1	2	0	-	0	1	0	-	1	1	0	-	1998-99	1	1	0	-	0	1	0	-	1	0	0	-
1984-85	2	0	1	-	1	0	1	-	1	0	0	-	1999-00	0	1	0	0	0	1	0	0	0	0	0	0
1985-86	1	2	0	-	0	1	0	-	1	1	0	-	2000-01	2	0	0	0	1	0	0	0	1	0	0	0
1986-87	2	1	0	-	2	0	0	-	0	1	0	-	2001-02	1	0	0	1	1	0	0	0	0	0	0	1
1987-88	0	3	0	-	0	1	0	-	0	2	0	-	2002-03	1	0	1	0	1	0	0	0	0	1	0	0
1988-89	2	1	0	-	2	0	0	-	0	1	0	-	2003-04	0	0	0	1	0	0	0	0	0	0	0	1
1989-90	1	2	0	-	0	1	0	-	1	1	0	-	2005-06	0	1	0	-	0	1	-	0	0	0	-	0
1990-91	2	1	0	-	2	0	0	-	0	1	0	-	2006-07	0	1	0	0	0	0	-	0	0	1	-	0
1991-92	0	1	2	-	0	0	1	-	0	1	1	-	2007-08	-	-	-	-	-	-	-	-	-	-	-	-
1992-93	2	0	0	-	1	0	0	-	1	0	0	-	2007-08	1	0	-	0	1	0	-	0	0	0	-	0
1993-94	2	0	0	-	1	0	0	-	1	0	0	-	TOTALS	29	25	8	2	18	11	3	0	11	14	5	2

## KINGS FAST FACTS

	OVERALL	AT HOME	ON ROAD
LAST 10 GAMES	5-2-3 (1 tie)	5-5-0	4-2-4 (2 ties)
LAST WIN	10/17/08 (4-3 OT)	10/17/08 (4-3 OT)	1/20/01 (6-3)
LAST LOSS	2/13/07 (1-2)	12/8/05 (2-3)	2/13/07 (1-2)
LAST OT GAME	10/17/08 (4-3 OT)	10/17/08 (4-3 OT)	11/8/03 (2-3 OT)
OVERTIME RECORD	3-2-5	2-0-2	1-2-3
LONGEST WIN STREAK	4 Games	3 Games	3 Games
	1/31/92-3/2/94	2/8/01-2/7/03	12/30/83-11/2/85
LONGEST UNDEFEATED	6 Games (3-0-3)	5 Games (4-0-1)	4 Games (3-0-1)
	3/29/80-12/19/81	10/19/90-1/12/94	11/2/96-1/20/01
LONGEST LOSING STREAK	4 Games	3 Games	6 Games
	3/22/87-3/9/88	3/5/98-3/2/00	3/22/86-11/4/89
LONGEST WINLESS	4 Games	3 Games (0-3-0)	6 Games (0-6-0)
	Three times	3/5/98-3/2/00	3/22/86-11/4/89
SHUTOUTS BY KINGS	1	Never	1
LAST TIME	3/15/03 (0-0)		3/15/03 (0-0)
SHUTOUTS OF KINGS	3	1	2
LAST TIME	3/15/03 (0-0)	11/27/85 (0-9)	3/15/03 (0-0)
MOST GOALS	9	9	9
	Twice	1/14/89 (9-6)	12/23/83 (9-3)
MOST GOALS AGAINST	9	9	8
	11/27/85 (0-9)	11/27/85 (0-9)	1/25/96 (2-8)

\*Active Streak



# Chicago BLACKHAWKS

Nov. 9 — Kings at Chicago  
Nov. 28 — Kings vs. Chicago  
Mar. 10 — Kings at Chicago  
Mar. 18 — Kings vs. Chicago

1901 W. Madison St.  
Chicago, IL 60612  
(312) 455-7000

Arena: United Center  
Capacity: 20,500  
Entered NHL: 1926-27

Chairman: W. Rockwell "Rocky" Wirtz  
General Manager: Stan Bowman  
Head Coach: Joel Quenneville  
Assistant Coaches: John Torchetti  
Mike Haviland

Media Contact: Brandon Faber

## ALL-TIME RECORD vs. CHICAGO (72-72-17-4)

TOTAL				HOME				AWAY				TOTAL				HOME				AWAY					
Year	W	L	OT	W	L	OT	OT	W	L	OT	OT	Year	W	L	OT	OT	W	L	OT	OT	W	L	OT	OT	
1967-68	1	2	1	-	0	1	1	-	1	1	0	-	1988-89	3	0	0	-	1	0	0	-	2	0	0	-
1968-69	1	5	0	-	1	2	0	-	0	3	0	-	1989-90	1	2	0	-	1	1	0	-	0	1	0	-
1969-70	1	5	0	-	1	2	0	-	0	3	0	-	1990-91	2	1	0	-	0	1	0	-	2	0	0	-
1970-71	2	4	0	-	1	2	0	-	1	2	0	-	1991-92	1	1	1	-	1	0	0	-	0	1	1	-
1971-72	1	5	0	-	1	2	0	-	0	3	0	-	1992-93	3	1	1	-	1	0	1	-	2	1	0	-
1972-73	3	2	0	-	3	0	0	-	0	2	0	-	1993-94	1	2	1	-	1	1	0	-	0	1	1	-
1973-74	1	3	2	-	1	2	0	-	0	1	2	-	1994-95	1	3	0	-	0	2	0	-	1	1	0	-
1974-75	2	2	0	-	0	2	0	-	2	0	0	-	1995-96	2	2	0	-	1	1	0	-	1	1	0	-
1975-76	2	2	0	-	0	2	0	-	2	0	0	-	1996-97	1	3	0	-	0	2	0	-	1	1	0	-
1976-77	2	2	0	-	1	1	0	-	1	1	0	-	1997-98	4	0	0	-	2	0	0	-	2	0	0	-
1977-78	2	2	0	-	1	1	0	-	1	1	0	-	1998-99	4	0	0	-	2	0	0	-	2	0	0	-
1978-79	3	1	0	-	2	0	0	-	1	1	0	-	1999-00	3	1	0	0	1	1	0	0	2	0	0	0
1979-80	3	0	1	-	1	0	1	-	2	0	0	-	2000-01	0	1	3	0	0	0	2	0	0	1	1	0
1980-81	2	0	2	-	1	0	1	-	1	0	1	-	2001-02	2	2	0	0	1	1	0	0	1	1	0	0
1981-82	0	3	0	-	0	2	0	-	0	1	0	-	2002-03	1	2	0	1	1	1	0	0	0	1	0	1
1982-83	0	2	1	-	0	0	1	-	0	2	0	-	2003-04	3	1	0	0	1	1	0	0	2	0	0	0
1983-84	3	0	0	-	2	0	0	-	1	0	0	-	2005-06	3	1	0	0	2	0	0	0	1	1	0	0
1984-85	0	2	1	-	0	1	0	-	0	1	1	-	2006-07	1	1	2	0	0	0	2	1	1	1	0	0
1985-86	0	1	2	-	0	1	1	-	0	0	1	-	2007-08	2	1	1	0	1	1	0	0	1	1	1	0
1986-87	1	1	1	-	1	0	0	-	0	1	1	-	2008-09	2	2	0	0	2	0	0	0	2	0	2	0
1987-88	2	1	0	-	2	0	0	-	0	1	0	-	TOTALS	72	72	17	4	38	33	8	3	34	39	9	1

## KINGS FAST FACTS

	OVERALL	AT HOME	ON ROAD
LAST 10 GAMES	5-3-2	6-1-3	5-5-0
LAST WIN	1/29/09 (5-2)	1/29/09 (5-2)	12/30/07 (3-2 OT)
LAST LOSS	3/22/09 (1-4)	2/23/08 (5-6 OT)	3/22/09 (1-4)
LAST OT GAME	2/23/08 (5-6 OT)	2/23/08 (5-6 OT)	12/30/07 (3-2 OT)
OVERTIME RECORD	3-4-10	2-3-4	1-1-6
LONGEST WIN STREAK	10 Games 11/20/97-11/16/99	5 Games Twice 11/17/96-2/16/00	7 Games Twice 11/17/96-2/16/00
LONGEST UNDEFEATED	10 Games (10-0-0) 11/20/97-11/16/99	6 Games (4-0-2) 11/20/78-3/11/81	7 Games (7-0-0) 11/17/96-2/16/00
LONGEST LOSING STREAK	5 Games 11/17/0-12/23/70	5 Games 11/16/74-11/24/76	6 Games 2/21/71-12/17/72
LONGEST WINLESS	7 Games (0-3-4) 10/21/84-11/19/86	5 Games (0-5-0) 11/16/74-11/24/76	9 Games (0-7-2) 2/21/71-2/13/74
SHUTOUTS BY KINGS	8	5	3
LAST TIME	11/21/98 (5-0)	11/21/98 (5-0)	12/22/97 (1-0)
SHUTOUTS OF KINGS	13	4	9
LAST TIME	3/6/07 (0-3)	12/30/02 (0-2)	3/6/07 (0-3)
MOST GOALS	9	9	7
MOST GOALS AGAINST	Twice 1/26/69 (3-9)	Twice 8	2/11/75 (7-4) 9
			1/26/69 (3-9)

\*Active Streak

# Colorado AVALANCHE

Feb. 13 — Kings vs. Colorado  
Mar. 22 — Kings vs. Colorado  
Mar. 24 — Kings at Colorado  
Apr. 11 — Kings at Colorado

1000 Chopper Circle  
Denver, CO 80204  
(303) 405-1100

Arena: Pepsi Center  
Capacity: 18,007  
Entered NHL: 1979-80 (Quebec)

Owner/Governor: E. Stanley Kroenke  
President/Alternate Governor: Pierre Lacroix  
General Manager: Greg Sherman  
Head Coach: Joe Sacco  
Assistant Coaches: Sylvain Lefebvre  
Steve Konowalchuk

Media Contact: Jean Martineau

## ALL-TIME RECORD vs. COLORADO (49-43-8-1)

(Quebec prior to 1995-96)

TOTAL				HOME				AWAY				TOTAL				HOME				AWAY										
Year	W	L	OT	W	L	OT	W	L	OT	Year	W	L	OT	W	L	OT	W	L	OT	Year	W	L	OT	W	L	OT				
1979-80	3	1	0	-	2	0	0	-	1	1	0	-	1994-95	-	-	-	-	-	-	-	1994-95	-	-	-	-	-	-			
1980-81	3	1	0	-	1	1	0	-	2	0	0	-	1995-96	2	2	1	-	1	1	1	-	1995-96	2	2	1	-	1	1	0	-
1981-82	1	0	2	-	1	0	1	-	0	0	1	-	1996-97	3	3	0	-	2	1	0	-	1996-97	3	3	0	-	2	1	0	-
1982-83	1	1	1	-	1	0	0	-	0	1	1	-	1997-98	4	1	0	-	2	0	0	-	1997-98	4	1	0	-	2	1	0	-
1983-84	0	3	0	-	0	2	0	-	0	1	0	-	1998-99	1	3	1	-	1	1	1	-	1998-99	1	3	1	-	0	2	0	-
1984-85	1	2	0	-	0	1	0	-	1	1	0	-	1999-00	3	1	0	0	2	0	0	0	1999-00	3	1	0	0	1	1	0	0
1985-86	1	2	0	-	0	2	0	-	1	0	0	-	2000-01	2	2	0	0	2	0	0	0	2000-01	2	2	0	0	0	2	0	0
1986-87	0	3	0	-	0	1	0	-	0	2	0	-	2001-02	2	2	0	0	1	1	0	0	2001-02	2	2	0	0	1	1	0	0
1987-88	2	1	0	-	2	0	0	-	0	1	0	-	2002-03	1	3	0	0	1	1	0	0	2002-03	1	3	0	0	0	2	0	0
1988-89	3	0	0	-	1	0	0	-	2	0	0	-	2003-04	1	1	2	0	0	0	2	0	2003-04	1	1	2	0	1	1	0	0
1989-90	3	0	0	-	2	0	0	-	1	0	0	-	2005-06	3	1	-	0	1	1	-	0	2005-06	3	1	-	0	2	0	-	0
1990-91	2	0	1	-	1	0	0	-	1	0	1	-	2006-07	3	1	-	0	2	0	-	0	2006-07	3	1	-	0	1	1	-	0
1991-92	1	1	0	-	1	0	0	-	0	1	0	-	2007-08	1	3	-	0	0	2	-	0	2007-08	1	3	-	0	1	1	-	0
1992-93	0	2	0	-	0	1	0	-	0	1	0	-	2008-09	1	2	-	1	0	1	-	1	2008-09	1	2	-	1	0	1	-	0
1993-94	1	1	0	-	1	0	0	-	0	1	0	-	TOTALS	49	43	8	1	28	17	5	1	TOTALS	49	43	8	1	28	17	5	1

## KINGS FAST FACTS

	OVERALL	AT HOME	ON ROAD
LAST 10 GAMES	4-5-1	3-4-3 (2 ties)	6-4-0
LAST WIN	1/21/09 (6-5)	2/24/07 (6-5 SO)	1/21/09 (6-5)
LAST LOSS	12/9/08 (1-6)	11/22/08 (3-4 SO)	12/9/08 (1-6)
LAST OT GAME	11/22/08 (3-4 SO)	11/22/08 (3-4 SO)	11/23/97 (2-1 OT)
OVERTIME RECORD	4-1-5	1-1-4	3-0-1
LONGEST WIN STREAK	7 Games 2/11/88-2/17/90	7 Games 11/14/87-12/27/91	3 Games Twice 11/22/97-12/23/96
LONGEST UNDEFEATED	10 Games (9-0-1) 2/11/88-3/9/91	7 Games (7-0-0) 11/14/87-12/27/91	5 Games Twice 12/7/91-2/23/96
LONGEST LOSING STREAK	4 Games Three Times	6 Games 12/10/83-3/14/87	4 Games Twice 12/7/91-2/23/96
LONGEST WINLESS	4 Games Three Times	6 Games (0-6-0) 12/10/83-3/14/87	4 Games Twice 11/22/03 (2-0)
SHUTOUTS BY KINGS	5	2	3
LAST TIME	11/22/03 (2-0)	3/31/01 (4-0)	11/22/03 (2-0)
SHUTOUTS OF KINGS	2	1	1
LAST TIME	3/20/05 (0-5)	3/20/05 (0-5)	3/27/03 (0-3)
MOST GOALS	11	11	8
MOST GOALS AGAINST	8 Twice	2/18/89 (11-3) Twice	12/10/89 (8-4) Twice

\*Active Streak



# Columbus BLUE JACKETS

Oct. 17 — Kings at Columbus  
Oct. 25 — Kings vs. Columbus  
Jan. 28 — Kings at Columbus  
Mar. 8 — Kings vs. Columbus

200 W. Nationwide Blvd.  
Columbus, OH 43215  
(614) 246-4625

Arena: Nationwide Arena  
Capacity: 18,144  
Entered NHL: 2000-01

Majority Owner/Governor: John P. McConnell  
General Manager: Scott Howson  
Head Coach: Ken Hitchcock  
Assistant Coaches: Gary Agnew  
Gord Murphy  
Claude Noel

Media Contact: Todd Sharrock

## ALL-TIME RECORD vs. COLUMBUS (15-13-1-3)

Year	TOTAL				HOME				AWAY			
	W	L	T	OT	W	L	T	OT	W	L	T	OT
2000-01	3	1	0	0	2	0	0	0	1	1	0	0
2001-02	3	1	0	0	1	1	0	0	2	0	0	0
2002-03*	0	4	0	0	0	2	0	0	0	2	0	0
2003-04	1	0	1	2	1	0	1	0	0	0	0	2
2005-06	3	1	—	0	2	0	—	0	1	1	—	0
2006-07	2	1	—	1	2	0	—	0	0	1	—	1
2007-08	1	3	—	0	0	2	—	0	1	1	—	0
208-09	2	2	—	0	1	1	—	0	1	1	—	0
TOTALS	15	13	1	3	9	6	1	0	6	7	0	3

\*pulled goalie in overtime and lost game (no point awarded) on 3/25/03

# Dallas STARS

Oct. 19 — Kings at Dallas  
Oct. 22 — Kings vs. Dallas  
Dec. 12 — Kings vs. Dallas  
Mar. 2 — Kings at Dallas  
Mar. 12 — Kings at Dallas  
Mar. 27 — Kings vs. Dallas

2601 Avenue of The Stars  
Frisco, TX 75034  
(214) 387-5500

Arena: American Airlines Center  
Capacity: 18,532  
Entered NHL: 1967-68 (Minnesota)

Chairman of the Board/Owner: Thomas O. Hicks  
General Manager: Joe Nieuwendyk  
Head Coach: Marc Crawford  
Assistant Coaches: Stu Barnes  
Charlie Huddy

Media Contact: Rob Scichili

## ALL-TIME RECORD vs. DALLAS (68-91-32-5)

(Minnesota prior to 1993-94)

Year	TOTAL				HOME				AWAY			
	W	L	T	OT	W	L	T	OT	W	L	T	OT
1967-68	2	6	2	—	1	3	1	—	1	3	1	—
1968-69	1	4	3	—	1	0	3	—	0	4	0	—
1969-70	2	2	4	—	1	0	3	—	1	2	1	—
1970-71	0	5	1	—	0	2	1	—	0	3	0	—
1971-72	0	6	0	—	0	3	0	—	0	3	0	—
1972-73	0	3	2	—	0	2	0	—	0	1	2	—
1973-74	2	3	1	—	2	0	1	—	0	3	0	—
1974-75	4	0	0	—	2	0	0	—	2	0	0	—
1975-76	2	1	1	—	2	0	0	—	0	1	1	—
1976-77	1	3	0	—	1	1	0	—	0	2	0	—
1977-78	2	1	1	—	1	0	1	—	1	1	0	—
1978-79	3	1	0	—	2	0	0	—	1	1	0	—
1979-80	2	0	2	—	1	0	1	—	1	0	1	—
1980-81	4	0	0	—	2	0	0	—	2	0	0	—
1981-82	0	2	1	—	0	0	1	—	0	2	0	—
1982-83	1	2	0	—	1	1	0	—	0	1	0	—
1983-84	1	1	1	—	0	0	1	—	1	1	0	—
1984-85	1	1	1	—	1	1	0	—	0	0	1	—
1985-86	2	1	0	—	1	0	0	—	1	1	0	—
1986-87	0	2	1	—	0	1	1	—	0	1	0	—
1987-88	3	0	0	—	1	0	0	—	2	0	0	—
TOTALS	68	91	32	5	43	34	19	1	25	57	13	4

## KINGS FAST FACTS

	OVERALL	AT HOME	ON ROAD
LAST 10 GAMES	4-5-1	6-3-1 (1 tie)	3-4-3
LAST WIN	12/23/08 (3-0)	12/6/08 (3-0)	12/23/08 (3-0)
LAST LOSS	3/3/09 (4-5)	12/29/08 (0-2)	3/3/09 (4-5)
LAST OT GAME	2/10/08 (3-2 SO)	1/10/04 (2-2 tie)	2/10/08 (3-2 SO)
OVERTIME RECORD	1-4-1	0-1-1	1-3-0
LONGEST WIN STREAK	5 Games	5 Games	2 Games
	2/24/01-2/26/02	2/21/04-3/17/07	Twice
LONGEST UNDEFEATED	5 Games (5-0-0)	6 Games (5-0-1, 1 tie)	2 Games
	2/24/01-2/26/02	1/10/04-3/17/07	Twice
LONGEST LOSING STREAK	5 Games (0-4-1)	3 Games (0-2-1)	4 Games
	3/2/02-3/25/03	3/2/02-3/25/03	Twice
LONGEST WINLESS	8 Games (0-4-4, 1 tie)	4 Games (0-2-2, 1 tie)	4 games
	3/2/02-2/11/04	3/2/02-1/10/04	Twice
SHUTOUTS BY KINGS	4	3	1
LAST TIME	12/23/08 (3-0)	12/6/08 (3-0)	12/23/08 (3-0)
SHUTOUTS OF KINGS	3	2	1
LAST TIME	12/29/08 (0-2)	12/29/08 (0-2)	10/27/06 (0-2)
MOST GOALS	8	5	8
	11/13/05 (8-2)	3/17/07 (5-3)	11/13/05 (8-2)
MOST GOALS AGAINST	7	4	7
	2/8/06 (4-7)	Three Times	2/8/06 (4-7)

\*Active Streak

## KINGS FAST FACTS

	OVERALL	AT HOME	ON ROAD
LAST 10 GAMES	6-3-1	5-4-1	3-5-2
LAST WIN	3/26/09 (1-0 SO)	3/5/09 (5-4 OT)	3/26/09 (1-0 SO)
LAST LOSS	3/31/09 (2-3)	3/31/09 (2-3)	1/17/09 (2-3 SO)
LAST OT GAME	3/26/09 (1-0 SO)	3/5/09 (5-4 OT)	3/26/09 (1-0 SO)
OVERTIME RECORD	6-6-14	5-1-7	1-5-7
LONGEST WIN STREAK	5 Games	7 Games	3 Games
	Twice	1/30/88-10/19/91	10/20/05-12/31/05
LONGEST UNDEFEATED	9 Games (7-0-2)	10 Games (7-0-3)	4 Games
	4/7/79-3/28/81	4/2/77-1/21/82	Twice
LONGEST LOSING STREAK	11 Games	6 Games	8 Games
	Twice	Twice	3/31/70-11/14/72
LONGEST WINLESS	22 Games (0-17-5)	10 Games (0-7-3)	14 Games (0-11-3)
	11/8/95-1/26/00	12/2/95-1/20/00	2/25/70-3/26/74
SHUTOUTS BY KINGS	10	8	2
LAST TIME	3/26/09 (1-0 SO)	4/1/06 (1-0)	3/26/09 (1-0 SO)
SHUTOUTS OF KINGS	11	5	6
LAST TIME	3/26/09 (1-0 SO)	2/23/94 (0-0)	3/26/09 (1-0 SO)
MOST GOALS	10	10	10
	Twice	3/4/81 (10-4)	2/17/93 (10-5)
MOST GOALS AGAINST	9	8	9
	1/16/84 (3-9)	Twice	1/16/84 (3-9)

\*Active Streak





# Detroit RED WINGS

Oct. 15 — Kings at Detroit  
Jan. 7 — Kings vs. Detroit  
Jan. 23 — Kings at Detroit  
Feb. 6 — Kings vs. Detroit

600 Civic Center Dr.  
Detroit, MI 48226  
(313) 394-7000

Arena: Joe Louis Arena  
Capacity: 20,066  
Entered NHL: 1926-27

Owners: Mike and Marian Ilitch  
Executive VP/General Manager/Alternate Governor:  
Ken Holland  
Head Coach: Mike Babcock  
Associate Coaches: Paul MacLean  
Brad McCrimmon

Media Contact: John Hahn

## ALL-TIME RECORD vs. DETROIT (74-70-27-4)

TOTAL				HOME				AWAY				TOTAL				HOME				AWAY					
Year	W	L	T	OT	W	L	T	OT	W	L	T	OT	Year	W	L	T	OT	W	L	T	OT	W	L	T	OT
1967-68	2	1	1	-	0	1	1	-	2	0	0	-	1988-89	3	0	0	-	1	0	0	-	2	0	0	-
1968-69	2	4	0	-	2	1	0	-	0	3	0	-	1989-90	2	1	0	-	2	0	0	-	0	1	0	-
1969-70	0	6	0	-	0	3	0	-	0	3	0	-	1990-91	2	1	0	-	1	0	0	-	1	1	0	-
1970-71	2	1	3	-	2	0	1	-	0	1	2	-	1991-92	1	2	0	-	0	2	0	-	1	0	0	-
1971-72	2	3	1	-	2	1	0	-	0	2	1	-	1992-93	2	1	1	-	0	1	1	-	2	0	0	-
1972-73	2	2	1	-	2	0	1	-	0	2	0	-	1993-94	1	2	1	-	1	1	0	-	0	1	1	-
1973-74	1	3	1	-	1	1	0	-	0	2	1	-	1994-95	2	1	1	-	2	0	0	-	0	1	1	-
1974-75	5	0	1	-	2	0	1	-	3	0	0	-	1995-96	0	3	1	-	0	1	1	-	0	2	0	-
1975-76	3	2	1	-	1	1	1	-	2	1	0	-	1996-97	0	2	2	-	0	1	1	-	0	1	1	-
1976-77	5	0	1	-	3	0	0	-	2	0	1	-	1997-98	2	1	1	-	1	1	0	-	0	1	1	-
1977-78	2	3	1	-	1	1	1	-	1	2	0	-	1998-99	2	2	0	-	1	1	0	-	1	1	0	-
1978-79	5	1	2	-	2	0	2	-	3	1	0	-	1999-00	2	2	1	0	1	1	0	0	1	1	1	0
1979-80	3	0	1	-	1	0	1	-	2	0	0	-	2000-01	1	1	1	0	1	0	1	0	0	1	0	0
1980-81	3	1	0	-	2	0	0	-	1	1	0	-	2001-02	2	2	0	0	2	0	0	0	0	2	0	0
1981-82	2	1	0	-	2	0	0	-	0	1	0	-	2002-03	1	2	1	0	1	1	0	0	0	1	1	0
1982-83	1	0	2	-	1	0	0	-	0	0	2	-	2003-04	0	3	0	1	0	2	0	0	0	1	0	1
1983-84	2	0	1	-	1	0	1	-	1	0	0	-	2005-06	0	3	1	-	0	2	-	0	0	1	-	1
1984-85	2	1	0	-	1	0	0	-	1	1	0	-	2006-07	1	2	-	1	1	1	-	0	0	1	-	1
1985-86	1	2	0	-	0	2	0	-	1	0	0	-	2007-08	1	3	-	0	0	2	-	0	1	1	-	0
1986-87	3	0	0	-	1	0	0	-	2	0	0	-	2008-09	0	3	1	-	0	1	-	1	0	2	-	0
1987-88	1	2	0	-	1	1	0	-	0	1	0	-	TOTALS	74	70	27	4	43	30	14	1	31	40	13	3

# Edmonton OILERS

Nov. 25 — Kings at Edmonton  
Dec. 15 — Kings at Edmonton  
Feb. 11 — Kings vs. Edmonton  
Apr. 10 — Kings vs. Edmonton

11230 - 110 Street  
Edmonton, Alberta T5G 3H7  
(780) 414-4625

Arena: Rexall Place  
Capacity: 16,839  
Entered NHL: 1979-80

Owner/Governor: Daryl A. Katz  
General Manager: Steve Tambellini  
Head Coach: Pat Quinn  
Associate Coach: Tom Renney  
Assistant Coaches: Kelly Buchberger, Wayne Fleming

Media Contact: J.J. Hebert

## ALL-TIME RECORD vs. EDMONTON (58-78-30-4)

	TOTAL				HOME				AWAY				TOTAL				HOME				AWAY				
Year	W	L	T	OT	W	L	T	OT	W	L	T	OT	Year	W	L	T	OT	W	L	T	OT	W	L	T	OT
1979-80	1	2	1	-	1	1	0	-	0	1	1	-	1994-95	2	2	1	-	1	1	1	-	1	1	0	-
1980-81	2	0	2	-	2	0	0	-	0	0	2	-	1995-96	1	3	1	-	1	1	0	-	0	2	1	-
1981-82	1	5	2	-	1	2	1	-	0	3	1	-	1996-97	2	3	1	-	1	1	0	-	1	2	0	-
1982-83	1	5	2	-	0	2	2	-	1	3	0	-	1997-98	1	4	0	-	0	3	0	-	1	1	0	-
1983-84	2	6	0	-	1	3	0	-	1	3	0	-	1998-99	3	0	1	-	1	0	1	-	2	0	0	-
1984-85	3	4	1	-	2	1	1	-	1	3	0	-	1999-00	1	2	1	0	1	0	1	0	0	2	0	0
1985-86	0	6	2	-	0	3	1	-	0	3	1	-	2000-01	1	3	0	0	0	2	0	0	1	1	0	0
1986-87	2	4	2	-	1	3	0	-	1	1	2	-	2001-02	2	1	1	0	1	1	0	0	1	0	1	0
1987-88	2	4	2	-	2	1	1	-	0	3	1	-	2002-03	1	3	0	0	0	2	0	0	1	1	0	0
1988-89	4	4	0	-	2	2	0	-	2	2	0	-	2003-04	2	2	0	0	1	1	0	0	1	1	0	0
1989-90	2	4	2	-	1	2	1	-	1	2	1	-	2005-06	1	3	-	0	1	1	-	0	0	2	-	0
1990-91	5	2	1	-	3	0	1	-	2	2	0	-	2006-07	2	1	-	1	1	0	-	1	1	1	-	0
1991-92	3	1	3	-	2	0	1	-	1	1	2	-	2007-08	2	1	-	1	1	0	-	1	1	1	-	0
1992-93	5	1	1	-	2	1	0	-	3	0	1	-	2008-09	2	2	0	2	0	0	-	2	2	0	-	0
1993-94	2	2	3	-	1	1	2	-	1	1	1	-	TOTALS	58	78	30	4	31	35	15	4	27	43	15	0

## KINGS FAST FACTS

	OVERALL	AT HOME	ON ROAD
LAST 10 GAMES	2-6-2	1-8-1	1-6-3
LAST WIN	2/7/08 (5-3)	1/6/07 (4-2)	2/7/08 (5-3)
LAST LOSS	2/27/09 (1-2)	1/15/09 (0-4)	2/27/09 (1-2)
LAST OT GAME	10/27/08 (3-4 SO)	10/27/08 (3-4 SO)	3/9/07 (2-3 OT)
OVERTIME RECORD	4-4-11	1-1-5	3-3-6
LONGEST WIN STREAK	6 Games	6 Games	6 Games
	3/19/88-1/18/90	3/19/80-11/18/82	1/3/79-12/11/80
LONGEST UNDEFEATED	13 Games (11-0-2)	15 Games (10-0-5)	6 Games (6-0-0)
	2/12/78-1/20/81	3/16/78-3/16/85	1/3/79-12/11/80
LONGEST LOSING STREAK	12 Games (0-10-2)	6 Games	8 Games (0-5-3)
	2/24/03-12/31/06	3/10/03-10/16/06	2/24/03-12/19/07
LONGEST WINLESS	13 Games (0-10-3)	6 Games (0-6-0)	17 Games (0-13-4)
	11/23/02-12/31/06	3/10/03-10/16/06	1/9/69-1/12/74
SHUTOUTS BY KINGS	4	3	1
LAST TIME	4/4/02 (3-0)	4/4/02 (3-0)	3/30/78 (4-0)
SHUTOUTS OF KINGS	8	4	4
LAST TIME	1/15/09 (0-4)	1/15/09 (0-4)	10/21/96 (0-3)
MOST GOALS	11	11	9
	1/20/81 (11-4)	1/20/81 (11-4)	3/29/93 (9-3)
MOST GOALS AGAINST	10	7	10
	11/5/81 (2-10)	Twice	11/5/81 (2-10)

\*Active Streak

## KINGS FAST FACTS

	OVERALL	AT HOME	ON ROAD
LAST 10 GAMES	5-2-3	4-2-4	5-5-0
LAST WIN	4/7/09 (2-1)	10/27/07 (4-1)	4/7/09 (2-1)
LAST LOSS	2/14/09 (2-3 SO)	2/14/09 (2-3 SO)	2/28/08 (4-5)
LAST OT GAME	2/14/09 (2-3 SO)	2/14/09 (2-3 SO)	3/28/02 (2-2 tie)
OVERTIME RECORD	7-6-23	3-4-12	4-2-11
LONGEST WIN STREAK	3 Games	4 Games	3 Games
	Twice	11/10/90-11/14/92	3/12/89-10/15/89
LONGEST UNDEFEATED	8 Games (6-0-2)	10 Games (7-0-3)	5 Games (3-0-2)
	2/14/91-1/2/92	1/11/90-11/14/92	3/29/92-3/26/93
LONGEST LOSING STREAK	4 Games	4 Games	4 Games
	Five Times	Twice	Three Times
LONGEST WINLESS	9 Games	5 Games	11 Games (0-7-4, 4 ties)
	Twice	Three Times	1/5/80-1/23/83
SHUTOUTS BY KINGS	1	1	Never
LAST TIME	3/26/91 (2-0)	3/26/91 (2-0)	
SHUTOUTS OF KINGS	7	2	5
LAST TIME	3/30/06 (0-4)	3/21/01 (0-7)	3/30/06 (0-4)
MOST GOALS	9	9	9
	Twice	12/23/79 (9-3)	12/28/91 (9-4)
MOST GOALS AGAINST	11	9	11
	11/25/81 (4-11)	3/26/83 (3-9)	11/25/81 (4-11)

\*Active Streak



# Florida PANTHERS

Nov. 16 — Kings at Florida

One Panther Parkway  
Sunrise, FL 33323  
(954) 835-7000

Arena: BankAtlantic Center  
Capacity: 19,250  
Entered NHL: 1993-94

General Partner/Chairman/CEO/Governor: Alan Cohen  
Assistant General Manager: Randy Sexton  
Head Coach: Peter DeBoer  
Assistant Coaches: Mike Kitchen  
Jim Hulton

Media Contact: Justin Copertino

## ALL-TIME RECORD vs. FLORIDA (9-8-3-0)

Year	TOTAL				HOME				AWAY			
	W	L	T	OT	W	L	T	OT	W	L	T	OT
1993-94	0	1	1	—	0	1	0	—	0	0	1	—
1994-95	—	—	—	—	—	—	—	—	—	—	—	—
1995-96	1	1	0	—	1	0	0	—	0	1	0	—
1996-97	0	2	0	—	0	1	0	—	0	1	0	—
1997-98	1	0	1	—	1	0	0	—	0	0	1	—
1998-99	1	0	1	—	1	0	0	—	0	0	1	—
1999-00	1	1	0	0	1	0	0	0	0	1	0	0
2000-01	0	1	0	0	0	1	0	0	0	0	0	0
2001-02	1	1	0	0	1	0	0	0	0	1	0	0
2002-03	0	1	0	0	0	1	0	0	0	0	0	0
2003-04	1	0	0	0	0	0	0	0	1	0	0	0
2005-06	1	0	—	0	1	0	—	0	0	0	—	0
2006-07	1	0	—	0	0	0	—	0	1	0	—	0
2007-08	—	—	—	—	—	—	—	—	—	—	—	—
2008-09	1	0	—	0	1	0	—	0	0	0	—	0
TOTALS	9	8	3	0	7	4	0	0	2	4	3	0

## KINGS FAST FACTS

	OVERALL	AT HOME	ON ROAD
LAST 10 GAMES	6-4-0	7-3-0	2-4-3 (3 ties)
LAST WIN	11/6/08 (3-2)	11/6/08 (3-2)	2/3/07 (7-0)
LAST LOSS	11/27/02 (2-5)	11/27/02 (2-5)	10/26/01 (2-3)
LAST OT GAME	10/21/98 (1-1 tie)	Never	10/21/98 (1-1 tie)
OVERTIME RECORD	0-0-3	0-0-0	0-0-3
LONGEST WIN STREAK	4 Games*	3 Games	2 Games*
	11/5/03-present	1/22/98-1/6/00	11/5/03-present
LONGEST UNDEFEATED	4 Games*	3 Games (3-0-0)	2 Games*
	Twice	1/22/98-1/6/00	Twice
LONGEST LOSING STREAK	3 Games	1 Game	2 Games
	11/27/95-1/4/97	Four Times	Twice
LONGEST WINLESS	3 Games (0-3-0)	1 Game	7 Games (0-4-3)
	11/27/95-1/4/97	Four Times	10/19/93-10/26/01
SHUTOUTS BY KINGS	1	Never	1
LAST TIME	2/3/07 (7-0)		2/3/07 (7-0)
SHUTOUTS OF KINGS	1	1	Never
LAST TIME	1/4/97 (0-5)	1/4/97 (0-5)	
MOST GOALS	7	5	7
	2/3/07 (7-0)	12/8/93 (5-6)	2/3/07 (7-0)
MOST GOALS AGAINST	6	6	5
	12/8/93 (5-6)	12/8/93 (5-6)	11/27/95 (1-5)

\*Active Streak

# Minnesota WILD

Oct. 8 — Kings vs. Minnesota  
Dec. 28 — Kings vs. Minnesota  
Dec. 31 — Kings at Minnesota  
Mar. 29 — Kings at Minnesota

317 Washington Street  
Saint Paul, MN 55102  
(651) 602-6000

Arena: Xcel Energy Center  
Capacity: 18,064  
Entered NHL: 2000-01

Owner/Governor: Craig Leipold  
General Manager: Chuck Fletcher  
Head Coach: Todd Richards  
Assistant Coaches: Mike Ramsey  
Dave Barr

Media Contact: Bill Robertson

## ALL-TIME RECORD vs. MINNESOTA (14-10-5-3)

Year	TOTAL				HOME				AWAY			
	W	L	T	OT	W	L	T	OT	W	L	T	OT
2000-01	2	2	0	0	1	1	0	0	1	1	0	0
2001-02	2	1	1	0	1	1	0	0	1	0	1	0
2002-03	1	2	1	0	0	2	0	0	1	0	1	0
2003-04	1	0	3	0	0	0	2	0	1	0	1	0
2005-06	3	1	—	0	2	0	—	0	1	1	—	0
2006-07	0	2	—	2	0	0	—	2	0	2	—	0
2007-08	1	2	—	1	1	1	—	0	0	1	—	1
2008-09	4	0	—	0	2	0	—	0	2	0	—	0
TOTALS	14	10	5	3	7	5	2	2	7	5	3	1

## KINGS FAST FACTS

	OVERALL	AT HOME	ON ROAD
LAST 10 GAMES	5-3-2	5-1-4 (2 ties)	4-4-2 (2 ties)
LAST WIN	3/7/09 (4-3)	3/7/09 (4-3)	2/24/09 (2-1 SO)
LAST LOSS	3/15/08 (0-2)	12/15/07 (1-2)	3/15/08 (0-2)
LAST OT GAME	2/24/09 (2-1 SO)	10/16/07 (4-3 SO)	2/24/09 (2-1 SO)
OVERTIME RECORD	4-3-5	2-2-2	2-1-3
LONGEST WIN STREAK	4 Games*	2 Games*	2 Games*
	12/13/08-present	Twice	1/20/09-present
LONGEST UNDEFEATED	5 Gms (2-0-3, 3 ties)	4 Gms (2-0-2, 2 ties)	7 Games (4-0-3, 3 ties)
	1/14/04-10/9/05	1/26/04-3/2/06	2/16/01-2/10/04
LONGEST LOSING STREAK	4 Games (0-2-2)	2 Games	4 Games (0-3-1)
	10/18/06-3/24/07	Three times	10/25/06-3/15/08
LONGEST WINLESS	4 Games (0-2-2)	4 Games (0-2-2)	4 Games (0-3-1)
	10/18/06-3/24/07	11/4/02-3/4/04	10/25/06-3/15/08
SHUTOUTS BY KINGS	2	Never	2
LAST TIME	1/30/02 (2-0)		1/30/02 (2-0)
SHUTOUTS OF KINGS	1	Never	1
LAST TIME	3/15/08 (0-2)		3/15/08 (0-2)
MOST GOALS	5	4	5
	1/20/09 (5-2)	Twice	1/20/09 (5-2)
MOST GOALS AGAINST	5	5	5
	Twice	11/4/02 (2-5)	2/7/06 (1-5)

\*Active Streak



# Montreal CANADIENS

Mar. 6 — Kings vs. Montreal

1260 de La Gauchetiere Ouest Street West  
Montreal, Quebec H3B 5E8  
(514) 932-2582

Arena: Bell Centre  
Capacity: 21,273  
Entered NHL: 1917-18

Owner: George N. Gillett, Jr.  
Executive Vice President/General Manager: Bob Gainey  
Head Coach: Jacques Martin  
Assistant Coaches: Kirk Muller  
Perry Pearn  
Pierre Groulx

Media Contact: Dominick Saillant

## ALL-TIME RECORD vs. MONTREAL (27-85-20-0)

Year	TOTAL				HOME				AWAY			
	W	L	T	OT	W	L	T	OT	W	L	T	OT
1967-68	2	2	0	-	1	1	0	-	1	1	0	-
1968-69	0	4	2	-	0	3	0	-	0	1	2	-
1969-70	0	6	0	-	0	3	0	-	0	3	0	-
1970-71	2	4	0	-	2	1	0	-	0	3	0	-
1971-72	0	5	1	-	0	2	1	-	0	3	0	-
1972-73	0	4	1	-	0	2	1	-	0	2	0	-
1973-74	1	3	1	-	0	2	0	-	1	1	1	-
1974-75	1	2	3	-	0	1	2	-	1	1	1	-
1975-76	2	3	1	-	2	1	0	-	0	2	1	-
1976-77	0	4	2	-	0	2	1	-	0	2	1	-
1977-78	1	4	1	-	0	2	1	-	1	2	0	-
1978-79	3	3	2	-	2	2	0	-	1	1	2	-
1979-80	0	4	0	-	0	2	0	-	0	2	0	-
1980-81	1	3	0	-	1	1	0	-	0	2	0	-
1981-82	1	2	0	-	1	1	0	-	0	1	0	-
1982-83	1	2	0	-	1	0	0	-	0	2	0	-
1983-84	2	1	0	-	2	0	0	-	0	1	0	-
1984-85	0	2	1	-	0	1	0	-	0	1	1	-
1985-86	1	2	0	-	0	2	0	-	1	0	0	-
1986-87	0	3	0	-	0	1	0	-	0	2	0	-
1987-88	1	2	0	-	1	1	0	-	0	1	0	-
TOTALS	27	85	20	0	19	38	9	0	8	47	11	0

## KINGS FAST FACTS

	OVERALL	AT HOME	ON ROAD
LAST 10 GAMES	3-7-0	4-4-2 (2 ties)	1-9-0
LAST WIN	3/8/03 (2-1)	3/8/03 (2-1)	12/11/99 (4-2)
LAST LOSS	1/31/09 (3-4)	3/8/08 (2-5)	1/31/09 (3-4)
LAST OT GAME	2/28/94 (3-3 tie)	2/28/94 (3-3 tie)	3/10/91 (4-4 tie)
OVERTIME RECORD	1-1-6	0-1-3	1-0-3
LONGEST WIN STREAK	2 Games	3 Games	1 Game
	Three Times	11/13/82-1/18/84	Eight Times
LONGEST UNDEFEATED	4 Games (1-0-3)	6 Games (3-0-3)	4 Games (2-0-2)
	10/12/74-1/19/75	2/29/92-11/7/96	1/15/74-1/19/75
LONGEST LOSING STREAK	7 Games	7 Games	10 Games
	11/17/79-12/30/80	3/5/68-3/19/70	10/11/69-11/11/72
LONGEST WINLESS	15 Games	12 Games (0-9-3)	17 Games (0-14-3)
	Twice	2/25/71-12/17/75	2/3/68-11/28/73
SHUTOUTS BY KINGS	Never	Never	Never
LAST TIME			
SHUTOUTS OF KINGS	11	2	9
LAST TIME	12/3/97 (0-2)	11/9/85 (0-6)	12/3/97 (0-2)
MOST GOALS	7	7	7
	Three Times	Twice	12/8/84 (7-9)
MOST GOALS AGAINST	11	7	11
	11/6/83 (3-11)	Four Times	11/6/83 (3-11)

\*Active Streak

# Nashville PREDATORS

Nov. 7 — Kings vs. Nashville  
Mar. 4 — Kings at Nashville  
Mar. 14 — Kings vs. Nashville  
Mar. 30 — Kings at Nashville

501 Broadway  
Nashville, TN 37203  
(615) 770-2300

Arena: Sommet Center  
Capacity: 17,113  
Entered NHL: 1998-99

Chairman/Governor: David Freeman  
President of Hockey Operations/  
GM/Alternate Governor: David Poile  
Head Coach: Barry Trotz  
Associate Coach: Brent Peterson  
Assistant Coach: Peter Horachek

Media Contact: Gerry Helper

## ALL-TIME RECORD vs. NASHVILLE (20-15-3-2)

Year	TOTAL				HOME				AWAY			
	W	L	T	OT	W	L	T	OT	W	L	T	OT
1998-99	1	3	0	-	0	2	0	-	1	1	0	-
1999-00	3	0	0	1	1	0	0	1	2	0	0	0
2000-01	2	1	1	0	1	1	0	0	1	0	1	0
2001-02	3	0	1	0	2	0	0	0	1	0	1	0
2002-03	3	1	0	0	1	1	0	0	2	0	0	0
2003-04	3	0	1	0	2	0	0	0	1	0	1	0
2005-06	2	2	-	0	2	0	-	0	0	2	-	0
2006-07	1	3	-	0	0	2	-	0	1	1	-	0
2007-08	2	2	-	0	1	1	-	0	1	1	-	0
2008-09	0	3	-	1	0	2	-	0	0	1	-	1
TOTALS	20	15	3	2	10	9	0	1	10	6	3	1

## KINGS FAST FACTS

	OVERALL	AT HOME	ON ROAD
LAST 10 GAMES	3-6-1	5-5-0	3-5-2 (1 tie)
LAST WIN	3/13/08 (4-1)	10/23/07 (6-0)	3/13/08 (4-1)
LAST LOSS	3/28/09 (3-4 OT)	3/16/09 (3-4)	3/28/09 (3-4 OT)
LAST OT GAME	3/28/09 (3-4 OT)	11/5/05 (3-2 SO)	3/28/09 (3-4 OT)
OVERTIME RECORD	3-2-3	3-1-0	0-1-3
LONGEST WIN STREAK	4 Games	4 Games	4 Games
	Twice	Twice	3/7/02-12/11/03
LONGEST UNDEFEATED	7 Games (6-0-1)	4 Games	11 Games (8-0-3)
	2/27/01-11/2/02	Twice	4/12/99-1/13/04
LONGEST LOSING STREAK	4 Games*	3 Games*	3 Games
	10/25/08-present	1/8/08-present	11/15/05-12/23/06
LONGEST WINLESS	4 Games (0-3-1)*	3 Games (0-3-0)*	3 Games (0-3-0)
	10/25/08-present	1/8/08-present	11/15/05-12/23/06
SHUTOUTS BY KINGS	7	4	3
LAST TIME	10/23/07 (6-0)	10/23/07 (6-0)	1/13/04 (0-0)
SHUTOUTS OF KINGS	3	1	2
LAST TIME	1/8/08 (0-7)	1/8/08 (0-7)	12/23/06 (0-7)
MOST GOALS	6	6	6
	Four Times	Three Times	1/27/00 (6-2)
MOST GOALS AGAINST	7	7	7
	Twice	1/8/08 (0-7)	12/23/06 (0-7)

\*Active Streak





# New Jersey DEVILS

Jan. 31 — Kings at New Jersey

165 Mulberry Street  
Newark, NJ 07102  
(973) 757-6100

Arena: Prudential Center  
Capacity: 17,625  
Entered NHL: 1974-75 (Kansas City)

Chairman/Managing Partner: Jeff Vanderbeek  
CEO/President/General Manager: Lou Lamoriello  
Head Coach: Jacques Lemaire  
Assistant Coaches: Mario Tremblay  
Tommy Albelin  
Jacques Caron

Media Contact: Mike Levine

## ALL-TIME RECORD vs. NEW JERSEY (49-28-11-1)

(Kansas City Scouts, 1974-76; Colorado Rockies, 1976-82)

TOTAL				HOME				AWAY				TOTAL				HOME				AWAY					
Year	W	L	OT	W	L	OT	W	L	OT	Year	W	L	OT	W	L	OT	W	L	OT						
1974-75	3	1	0	-	2	0	0	-	1	1	0	-	1992-93	1	1	0	-	1	0	0	-	0	1	0	-
1975-76	4	0	0	-	2	0	0	-	2	0	0	-	1993-94	2	0	0	-	1	0	0	-	1	0	0	-
1976-77	2	0	2	-	1	0	1	-	1	0	1	-	1994-95	-	-	-	-	-	-	-	-	-	-	-	-
1977-78	2	1	1	-	2	0	0	-	0	1	1	-	1995-96	0	2	0	-	0	1	0	-	0	1	0	-
1978-79	2	0	2	-	1	0	1	-	1	0	1	-	1996-97	0	2	0	-	0	1	0	-	0	1	0	-
1979-80	4	0	0	-	2	0	0	-	2	0	0	-	1997-98	2	0	0	-	1	0	0	-	1	0	0	-
1980-81	3	0	1	-	1	0	1	-	2	0	0	-	1998-99	1	1	0	-	0	1	0	-	1	0	0	-
1981-82	4	2	2	-	3	0	1	-	1	2	1	-	1999-00	0	1	0	0	0	0	0	0	0	1	0	0
1982-83	2	1	0	-	2	0	0	-	0	1	0	-	2000-01	1	1	0	0	0	1	0	0	1	0	0	0
1983-84	1	2	0	-	1	0	0	-	0	2	0	-	2001-02	1	0	0	0	0	0	0	0	1	0	0	0
1984-85	3	0	0	-	2	0	0	-	1	0	0	-	2002-03	1	0	0	0	1	0	0	0	0	0	0	0
1985-86	1	2	0	-	0	1	0	-	1	1	0	-	2003-04	0	1	0	1	0	1	0	0	0	0	0	1
1986-87	2	1	0	-	2	0	0	-	0	1	0	-	2005-06	-	-	-	-	-	-	-	-	-	-	-	-
1987-88	1	1	1	-	0	0	1	-	1	1	0	-	2006-07	1	0	0	-	1	0	0	-	0	0	0	-
1988-89	1	0	2	-	1	0	1	-	0	0	1	-	2007-08	0	1	0	0	0	0	0	-	0	1	0	-
1989-90	1	2	0	-	1	0	0	-	0	2	0	-	2008-09	1	1	0	0	0	1	0	-	0	1	0	-
1990-91	2	1	0	-	1	1	0	-	1	0	0	-	TOTALS	49	28	11	1	29	9	6	0	20	19	5	1
1991-92	0	3	0	-	0	1	0	-	0	2	0	-													

## KINGS FAST FACTS

	OVERALL	AT HOME	ON ROAD
LAST 10 GAMES	5-4-1	4-6-0	5-4-1
LAST WIN	2/7/09 (3-1)	11/27/06 (3-2 SO)	2/7/09 (3-1)
LAST LOSS	1/10/09 (1-5)	1/10/09 (1-5)	2/2/08 (3-6)
LAST OT GAME	11/27/06 (3-2 SO)	11/27/06 (3-2 SO)	2/15/04 (2-3 OT)
OVERTIME RECORD	2-1-3	2-0-2	0-1-1
LONGEST WIN STREAK	7 Games	6 Games	5 Games
	10/23/79-3/6/81	3/27/82-1/29/85	2/4/79-3/6/81
LONGEST UNDEFEATED	14 Games (11-0-3)	23 Games (19-0-4)	6 Games (5-0-1)
	3/2/78-10/15/81	10/19/74-1/19/85	12/19/78-3/6/81
LONGEST LOSING STREAK	4 Games	2 Games	3 Games
	Twice	Three Times	Twice
LONGEST WINLESS	4 games	2 Games	3 Games
	Twice	Three Times	Three Times
SHUTOUTS BY KINGS	6	2	4
LAST TIME	10/28/98 (4-0)	11/24/82 (3-0)	10/28/98 (4-0)
SHUTOUTS OF KINGS	1	1	Never
LAST TIME	11/25/03 (0-4)	11/25/03 (0-4)	
MOST GOALS	10	10	8
	10/15/81 (10-2)	10/15/82 (10-2)	Twice
MOST GOALS AGAINST	7	6	7
	Three Times	Three Times	Three Times

\*Active Streak

# New York ISLANDERS

Oct. 12 — Kings at NY Islanders  
Mar. 20 — Kings vs. NY Islanders

1535 Old Country Road  
Plainview, N.Y. 11803  
(516) 501-6700

Arena: Nassau Coliseum  
Capacity: 16,234  
Entered NHL: 1972-73

Owner/Governor: Charles B. Wang  
General Manager/Alternate Governor: Garth Snow  
Head Coach: Scott Gordon  
Assistant Coaches: Dean Chynoweth  
Scott Allen

Media Contact: Seth Sylvan

## ALL-TIME RECORD vs. NEW YORK ISLANDERS (39-41-12-0)

	TOTAL				HOME				AWAY					TOTAL				HOME				AWAY			
Year	W	L	T	OT	W	L	T	OT	W	L	T	OT	Year	W	L	T	OT	W	L	T	OT	W	L	T	OT
1972-73	4	1	0	-	2	0	0	-	2	1	0	-	1991-92	1	1	0	-	0	1	0	-	1	0	0	-
1973-74	3	1	1	-	2	1	0	-	1	0	1	-	1992-93	2	0	0	-	1	0	0	-	1	0	0	-
1974-75	0	1	3	-	0	0	2	-	0	1	1	-	1993-94	1	1	0	-	1	0	0	-	0	1	0	-
1975-76	1	2	1	-	1	0	1	-	0	2	0	-	1994-95	-	-	-	-	-	-	-	-	-	-	-	-
1976-77	2	2	0	-	1	1	0	-	1	1	0	-	1995-96	1	1	0	-	1	0	0	-	0	1	0	-
1977-78	0	2	2	-	0	1	1	-	0	1	1	-	1996-97	1	1	0	-	1	0	0	-	0	1	0	-
1978-79	0	2	2	-	0	1	1	-	0	1	1	-	1997-98	1	1	0	-	1	0	0	-	0	1	0	-
1979-80	1	2	1	-	1	0	1	-	0	2	0	-	1998-99	0	2	0	-	0	1	0	-	0	1	0	-
1980-81	2	2	0	-	1	1	0	-	1	1	0	-	1999-00	1	0	0	0	1	0	0	0	0	0	0	0
1981-82	2	1	0	-	1	1	0	-	1	0	0	-	2000-01	2	0	0	0	1	0	0	0	1	0	0	0
1982-83	0	3	0	-	0	1	0	-	0	2	0	-	2001-02	1	1	0	0	0	1	0	0	1	0	0	0
1983-84	0	2	1	-	0	1	1	-	0	1	0	-	2002-03	0	1	0	0	0	1	0	0	0	0	0	0
1984-85	1	2	0	-	1	0	0	-	0	2	0	-	2003-04	0	0	1	0	0	0	0	0	0	1	0	0
1985-86	1	2	0	-	0	2	0	-	1	0	0	-	2005-06	-	-	-	-	-	-	-	-	-	-	-	-
1986-87	2	1	0	-	1	0	0	-	1	1	0	-	2006-07	1	0	0	-	1	0	0	-	0	0	0	-
1987-88	0	3	0	-	0	2	0	-	0	1	0	-	2007-08	1	0	0	-	0	0	0	-	0	1	0	-
1988-89	2	1	0	-	1	0	0	-	1	1	0	-	2008-09	1	0	0	-	0	0	0	-	0	1	0	-
1989-90	1	2	0	-	1	1	0	-	0	1	0	-	TOTALS	39	41	12	0	22	17	7	0	17	24	5	0
1990-91	3	0	0	-	1	0	0	-	2	0	0	-													

## KINGS FAST FACTS

	OVERALL	AT HOME	ON ROAD
LAST 10 GAMES	7-2-1 (1 tie)	7-3-0	4-5-1 (1 tie)
LAST WIN	2/10/09 (4-3 SO)	10/10/06 (4-2)	2/10/09 (4-3 SO)
LAST LOSS	2/15/03 (2-3)	10/27/98 (0-1)	10/27/98 (0-1)
LAST OT GAME	2/10/09 (4-3 SO)	12/17/98 (4-5 OT)	2/10/09 (4-3 SO)
OVERTIME RECORD	3-3-2	2-3-1	1-0-1
LONGEST WIN STREAK	5 Games	5 Games	4 Games
	3/22/90-10/26/91	3/18/93-10/21/97	10/30/90-10/27/92
LONGEST UNDEFEATED	7 Games (6-0-1)	5 Games	5 Games (4-0-1, 1 tie)*
	11/4/72-1/8/74	Twice	11/5/00-present
LONGEST LOSING STREAK	4 Games	2 Games	5 Games
	10/26/82-10/11/83	Four Times	Twice
LONGEST WINLESS	11 Games (0-6-5)	5 Games (0-2-3)	7 Games (0-5-2)
	10/18/77-2/7/80	10/26/77-11/24/79	2/8/76-2/7/80
SHUTOUTS BY KINGS	6	3	3
LAST TIME	1/5/02 (3-0)	10/4/96 (4-0)	1/5/02 (3-0)
SHUTOUTS OF KINGS	6	Never	6
LAST TIME	10/27/98 (0-1)		10/27/98 (0-1)
MOST GOALS	9	9	9
	Three Times	Twice	10/20/81 (9-6)
MOST GOALS AGAINST	8	8	8
	Three Times	2/19/79 (3-8)	Twice

\*Active Streak



# New York RANGERS

Oct. 14 — Kings at NY Rangers  
Feb. 2 — Kings vs. NY Rangers

Two Pennsylvania Plaza, 14th Floor  
New York, NY 10121  
(212) 465-6486

Arena: Madison Square Garden  
Capacity: 18,200  
Entered NHL: 1926-27

Chairman: James L. Dolan  
President/General Manager: Glen Sather  
Head Coach: John Tortorella  
Assistant Coaches: Mike Sullivan  
Benoit Allaire

Media Contact: John Rosasco

## ALL-TIME RECORD vs. NEW YORK RANGERS (42-61-16-2)

	TOTAL				HOME				AWAY					TOTAL				HOME				AWAY			
Year	W	L	T	OT	W	L	T	OT	W	L	T	OT	Year	W	L	T	OT	W	L	T	OT	W	L	T	OT
1967-68	2	2	0	-	1	1	0	-	1	1	0	-	1988-89	1	2	0	-	0	1	0	-	1	1	0	-
1968-69	3	3	0	-	3	0	0	-	0	3	0	-	1989-90	2	1	0	-	1	1	0	-	1	0	0	-
1969-70	1	4	1	-	1	2	0	-	0	2	1	-	1990-91	0	3	0	-	0	1	0	-	0	2	0	-
1970-71	0	4	2	-	0	2	1	-	0	2	1	-	1991-92	1	2	0	-	1	1	0	-	0	1	0	-
1971-72	0	6	0	-	0	3	0	-	0	3	0	-	1992-93	0	2	0	-	0	1	0	-	0	1	0	-
1972-73	0	3	2	-	0	1	2	-	0	2	0	-	1993-94	0	2	0	-	0	1	0	-	0	1	0	-
1973-74	1	2	2	-	1	1	0	-	0	1	2	-	1994-95	-	-	-	-	-	-	-	-	-	-	-	-
1974-75	1	1	2	-	1	0	1	-	0	1	1	-	1995-96	1	1	0	-	1	0	0	-	0	1	0	-
1975-76	4	0	0	-	2	0	0	-	2	0	0	-	1996-97	0	2	0	-	0	1	0	-	0	1	0	-
1976-77	3	0	1	-	1	0	1	-	2	0	0	-	1997-98	1	0	1	-	1	0	0	-	0	0	1	-
1977-78	3	1	0	-	1	1	0	-	2	0	0	-	1998-99	0	1	0	-	0	1	0	-	0	0	0	-
1978-79	1	3	0	-	1	1	0	-	0	2	0	-	1999-00	1	1	0	-	1	0	0	-	0	1	0	-
1979-80	1	3	0	-	1	1	0	-	0	2	0	-	2000-01	0	1	1	-	0	0	1	-	0	0	0	-
1980-81	3	1	0	-	1	1	0	-	2	0	0	-	2001-02	1	1	0	-	0	1	0	-	0	1	0	-
1981-82	1	2	0	-	0	2	0	-	1	0	0	-	2002-03	1	0	0	-	0	0	0	-	1	0	0	-
1982-83	1	1	1	-	0	0	1	-	1	1	0	-	2003-04	0	0	0	-	1	0	0	-	1	0	0	-
1983-84	0	1	2	-	0	0	2	-	0	1	0	-	2005-06	-	-	-	-	-	-	-	-	-	-	-	-
1984-85	2	1	0	-	1	0	0	-	1	1	0	-	2006-07	1	0	-	R	1	0	-	0	0	0	-	0
1985-86	1	2	0	-	1	1	0	-	0	1	0	-	2007-08	1	0	-	0	0	0	-	0	1	0	-	0
1986-87	0	2	1	-	0	0	1	-	0	2	0	-	2008-09	0	0	-	1	0	0	-	1	0	0	-	0
1987-88	3	0	0	-	2	0	0	-	1	0	0	-	TOTALS	42	61	16	2	24	26	10	2	18	35	6	0

## KINGS FAST FACTS

	OVERALL	AT HOME	ON ROAD
LAST 10 GAMES	5-2-3 (1 tie)	4-3-3 (1 tie)	3-6-1 (1 tie)
LAST WIN	2/5/08 (4-2)	10/30/06 (4-1)	2/5/08 (4-2)
LAST LOSS	12/17/08 (2-3 OT)	12/17/08 (2-3 OT)	11/28/00 (6-7)
LAST OT GAME	12/17/08 (2-3 OT)	12/17/08 (2-3 OT)	10/5/97 (2-2 tie)
OVERTIME RECORD	0-4-5	0-3-4	0-1-1
LONGEST WIN STREAK	6 Games	4 Games	6 Games
	1/28/75-10/20/76	1/19/68-2/13/69	10/12/75-1/29/78
LONGEST UNDEFEATED	11 Games (10-0-1)	7 Games (5-0-2)	6 Games (6-0-0)
	1/28/75-11/5/77	11/9/74-11/5/77	10/12/75-1/29/78
LONGEST LOSING STREAK	8 Games	3 Games	7 Games
	3/7/71-11/12/72	Four Times	10/31/90-12/18/96
LONGEST WINLESS	20 Games (0-15-5)	10 Games (0-7-3)	19 Games (0-14-5)
	2/8/70-10/14/73	2/11/70-2/21/73	10/20/68-1/26/75
SHUTOUTS BY KINGS	4	3	1
LAST TIME	1/9/02 (4-0)	12/2/89 (6-0)	1/9/02 (4-0)
SHUTOUTS OF KINGS	7	1	6
LAST TIME	12/18/96 (0-4)	1/18/78 (0-3)	12/18/96 (0-4)
MOST GOALS	7	7	7
	Twice	2/5/85 (7-5)	12/13/78 (7-8)
MOST GOALS AGAINST	9	8	9
	10/31/90 (4-9)	1/23/93 (3-8)	10/31/90 (4-9)

\*Active Streak

# Ottawa SENATORS

Dec. 3 — Kings vs. Ottawa

1000 Palladium Dr.  
Ottawa, Ont. K2V 1A5  
(613) 599-0250

Arena: Scotiabank Place  
Capacity: 19,153  
Entered NHL: 1992-93

Owner/Governor/Chairman: Eugene Melnyk  
Executive Vice President/General Manager:  
Bryan Murray  
Head Coach: Cory Clouston  
Assistant Coach: Greg Carvel

Media Contact: Phil Legault

## ALL-TIME RECORD vs. OTTAWA (14-6-2-0)

	TOTAL				HOME				AWAY			
Year	W	L	T	OT	W	L	T	OT	W	L	T	OT
1992-93	2	0	0	–	1	0	0	–	1	0	0	–
1993-94	1	1	0	–	1	0	0	–	0	1	0	–
1994-95	–	–	–	–	–	–	–	–	–	–	–	–
1995-96	1	1	0	–	1	0	0	–	0	1	0	–
1996-97	1	0	1	–	1	0	0	–	0	0	1	–
1997-98	1	1	0	–	1	0	0	–	0	1	0	–
1998-99	1	1	0	–	1	0	0	–	0	1	0	–
1999-00	0	1	0	0	0	1	0	0	0	0	0	0
2000-01	1	0	0	0	0	0	0	0	1	0	0	0
2001-02	1	0	1	0	0	0	1	0	1	0	0	0
2002-03	2	0	0	0	1	0	0	0	1	0	0	0
2003-04	1	0	0	0	1	0	0	0	0	0	0	0
2005-06	0	1	–	0	0	0	–	0	0	1	–	0
2006-07	–	–	–	–	–	–	–	–	–	–	–	–
2007-08	1	0	–	0	1	0	–	0	0	0	–	0
2008-09	1	0	–	0	0	0	–	0	1	0	–	0
TOTALS	14	6	2	0	9	1	1	0	5	5	1	0

## KINGS FAST FACTS

	OVERALL	AT HOME	ON ROAD
LAST 10 GAMES	7-2-1	8-1-1	4-5-1
LAST WIN	2/3/09 (1-0)	3/6/08 (2-0)	2/3/09 (1-0)
LAST LOSS	12/2/05 (1-5)	1/11/00 (3-4)	12/2/05 (1-5)
LAST OT GAME	3/4/02 (1-1 tie)	3/4/02 (1-1 tie)	1/16/01 (7-6 OT)
OVERTIME RECORD	1-0-2	0-0-1	1-0-1
LONGEST WIN STREAK	3 Games	6 Games	3 Games
	11/8/02-10/15/03	3/4/93-3/15/99	1/16/01-11/8/02
LONGEST UNDEFEATED	6 Games (5-0-1)	6 Games (6-0-0)	3 Games (3-0-0)
	1/16/01-10/15/03	3/4/93-3/15/99	1/16/01-11/8/02
LONGEST LOSING STREAK	2 Games	1 Game	2 Games
	12/4/97-12/3/98	1/11/00	12/4/97-12/3/98
LONGEST WINLESS	2 Games (0-2-0)	1 Game (0-1-0)	5 Games (0-4-1)
	12/4/97-12/3/98	1/11/00	12/13/93-12/3/98
SHUTOUTS BY KINGS	5	4	1
LAST TIME	2/3/09 (1-0)	3/6/08 (2-0)	2/3/09 (1-0)
SHUTOUTS OF KINGS	Never	Never	Never
LAST TIME			
MOST GOALS	8	8	7
	3/4/93 (8-6)	3/4/93 (8-6)	1/16/01 (7-6 OT)
MOST GOALS AGAINST	6	6	6
	Twice	3/4/93 (8-6)	1/16/01 (7-6 OT)

\*Active Streak



# Philadelphia FLYERS

Nov. 18 — Kings vs. Philadelphia

3601 S. Broad Street  
Philadelphia, PA 19148  
(215) 465-4500

Arena: Wachovia Center  
Capacity: 19,537  
Entered NHL: 1967-68

Chairman/Governor: Ed Snider  
General Manager: Paul Holmgren  
Head Coach: John Stevens  
Assistant Coaches: Joe Mullen  
Jack McIlhargey  
Craig Berube

Media Contact: Zack Hill

## ALL-TIME RECORD vs. PHILADELPHIA (38-79-15-1)

Year	TOTAL				HOME				AWAY				Year	TOTAL				HOME				AWAY			
	W	L	T	OT	W	L	T	OT	W	L	T	OT		W	L	T	OT	W	L	T	OT	W	L	T	OT
1967-68	5	4	1	-	3	2	0	-	2	2	1	-	1988-89	2	1	0	-	1	1	0	-	1	0	0	-
1968-69	3	4	1	-	2	1	1	-	1	3	0	-	1989-90	0	3	0	-	0	1	0	-	0	2	0	-
1969-70	2	5	1	-	2	2	0	-	0	3	1	-	1990-91	2	1	0	-	1	1	0	-	1	0	0	-
1970-71	1	2	3	-	0	1	2	-	1	1	1	-	1991-92	2	1	0	-	2	0	0	-	0	1	0	-
1971-72	2	3	1	-	1	2	0	-	1	1	1	-	1992-93	1	1	0	-	0	1	0	-	1	0	0	-
1972-73	4	2	0	-	2	1	0	-	2	1	0	-	1993-94	0	2	0	-	0	1	0	-	0	1	0	-
1973-74	2	2	1	-	1	1	1	-	1	1	0	-	1994-95	-	-	-	-	-	-	-	-	-	-	-	-
1974-75	1	2	1	-	0	1	1	-	1	1	0	-	1995-96	0	1	1	-	0	0	1	-	0	1	0	-
1975-76	0	2	2	-	0	1	1	-	0	1	1	-	1996-97	1	1	0	-	1	0	0	-	0	1	0	-
1976-77	0	4	0	-	0	2	0	-	0	2	0	-	1997-98	1	1	0	-	1	0	0	-	0	1	0	-
1977-78	0	3	1	-	0	2	0	-	0	1	1	-	1998-99	1	1	0	-	1	0	0	-	0	1	0	-
1978-79	0	4	0	-	0	2	0	-	0	2	0	-	1999-00	1	1	0	-	0	1	0	-	1	0	0	-
1979-80	0	4	0	-	0	2	0	-	0	2	0	-	2000-01	0	1	0	-	0	0	0	-	0	1	0	-
1980-81	0	4	0	-	0	2	0	-	0	2	0	-	2001-02	0	1	0	-	0	1	0	-	0	0	0	-
1981-82	0	2	1	-	0	0	1	-	0	2	0	-	2002-03	0	2	0	-	0	1	0	-	0	1	0	-
1982-83	1	2	0	-	0	2	0	-	1	0	0	-	2003-04	1	0	0	-	1	0	0	-	0	0	0	-
1983-84	1	2	0	-	0	1	0	-	1	1	0	-	2005-06	-	-	-	-	-	-	-	-	-	-	-	-
1984-85	1	1	1	-	1	1	0	-	0	0	1	-	2006-07	0	1	0	-	0	1	0	-	0	0	0	-
1985-86	0	3	0	-	0	1	0	-	0	2	0	-	2007-08	0	0	-	-	1	0	0	-	0	0	0	-
1986-87	2	1	0	-	1	1	0	-	1	0	0	-	2008-09	1	1	-	-	1	0	-	-	0	1	-	-
1987-88	0	3	0	-	0	1	0	-	0	2	0	-	TOTALS	38	79	15	1	22	38	8	0	16	41	7	1

## KINGS FAST FACTS

	OVERALL	AT HOME	ON ROAD
LAST 10 GAMES	3-6-1	5-4-1 (1 tie)	1-8-1
LAST WIN	1/3/09 (2-1 SO)	1/3/09 (2-1 SO)	3/23/00 (3-2 OT)
LAST LOSS	2/25/09 (0-2)	11/16/06 (3-4)	2/25/09 (0-2)
LAST OT GAME	1/3/09 (2-1 SO)	1/3/09 (2-1 SO)	1/29/08 (2-3 OT)
OVERTIME RECORD	2-2-2	1-0-1	1-2-1
LONGEST WIN STREAK	6 Games	4 Games	3 Games
	12/30/72-11/8/73	2/16/68-12/4/68	1/11/72-11/8/73
LONGEST UNDEFEATED	6 Games	4 Games (4-0-0)	3 Games
	Twice	2/16/68-12/4/68	Three Times
LONGEST LOSING STREAK	14 Games	10 games	8 Games
	4/1/78-1/5/82	12/30/76-2/21/81	1/7/79-2/14/82
LONGEST WINLESS	32 Games (0-27-5)	21 Games (0-17-4)	15 Games (0-13-2)
	10/22/74-2/5/83	12/30/76-2/21/81	3/6/75-2/14/82
SHUTOUTS BY KINGS	7	3	4
LAST TIME	10/21/03 (4-0)	10/21/03 (4-0)	3/1/73 (2-0)
SHUTOUTS OF KINGS	18	7	11
LAST TIME	2/25/09 (0-2)	2/5/83 (0-2)	2/25/09 (0-2)
MOST GOALS	7	7	7
	Five Times	Three Times	Twice
MOST GOALS AGAINST	10	10	9
	12/29/92 (2-10)	12/29/92 (2-10)	Twice

\*Active Streak

# Phoenix COYOTES

Oct. 3 — Kings vs. Phoenix  
Oct. 24 — Kings at Phoenix  
Nov. 2 — Kings at Phoenix  
Dec. 10 — Kings vs. Phoenix  
Dec. 26 — Kings at Phoenix  
Apr. 8 — Kings vs. Phoenix

6751 N. Sunset Blvd., #200  
Glendale, AZ 85303  
(623) 772-3200

Arena: Jobing.com Arena  
Capacity: 17,125  
Entered NHL: 1979-80 (Winnipeg)

General Manager: Don Maloney  
Head Coach: Wayne Gretzky  
Associate Coach: Ulf Samuelsson  
Assistant Coach: Doug Sullivan

Media Contact: Sergey Kocharov

## ALL-TIME RECORD vs. PHOENIX (66-85-25-4)

(Winnipeg prior to 1996-97)

Year	TOTAL				HOME				AWAY				Year	TOTAL				HOME				AWAY			
	W	L	T	OT	W	L	T	OT	W	L	T	OT		W	L	T	OT	W	L	T	OT	W	L	T	OT
1979-80	1	2	1	-	1	1	0	-	0	1	1	-	1994-95	3	0	1	-	1	0	1	-	2	0	0	-
1980-81	4	0	0	-	2	0	0	-	2	0	0	-	1995-96	1	3	0	-	1	1	0	-	0	2	0	-
1981-82	0	3	0	-	0	1	0	-	0	2	0	-	1996-97	2	2	0	-	1	1	0	-	1	1	0	-
1982-83	2	6	0	-	1	3	0	-	1	3	0	-	1997-98	2	2	0	-	1	1	0	-	1	1	0	-
1983-84	0	5	3	-	0	3	1	-	0	2	2	-	1998-99	1	5	0	-	0	3	0	-	1	2	0	-
1984-85	2	4	2	-	1	3	0	-	1	1	2	-	1999-00	2	3	0	-	0	2	0	-	2	1	0	-
1985-86	5	2	1	-	2	1	1	-	3	1	0	-	2000-01	1	2	2	-	1	1	1	-	0	1	1	-
1986-87	3	5	0	-	2	2	0	-	1	3	0	-	2001-02	0	1	3	-	0	0	2	-	0	1	1	-
1987-88	3	5	0	-	1	3	0	-	2	2	0	-	2002-03	4	1	0	-	3	0	0	-	1	1	0	-
1988-89	2	2	4	-	1	1	2	-	1	1	2	-	2003-04	3	2	1	-	2	0	1	-	1	2	0	-
1989-90	2	5	1	-	1	2	1	-	1	3	0	-	2005-06	3	3	-	-	2	3	1	-	0	2	-	-
1990-91	5	1	2	-	2	0	2	-	3	1	0	-	2006-07	4	4	-	-	3	1	-	-	0	1	3	-
1991-92	4	2	1	-	2	0	1	-	2	2	0	-	2007-08	2	6	-	-	1	3	-	-	0	1	3	-
1992-93	2	3	2	-	2	1	0	-	0	2	2	-	2008-09	2	4	-	-	1	2	-	-	0	1	2	-
1993-94	1	2	1	-	0	1	1	-	1	1	0	-	TOTALS	66	85	25	4	36	38	14	1	30	47	11	3

## KINGS FAST FACTS

	OVERALL	AT HOME	ON ROAD
LAST 10 GAMES	4-6-0	4-6-0	2-8-0
LAST WIN	4/4/09 (6-1)	4/4/09 (6-1)	12/27/08 (4-0)
LAST LOSS	4/2/09 (1-2)	2/21/09 (3-6)	4/2/09 (1-2)
LAST OT GAME	3/20/08 (6-5 SO)	12/26/06 (4-3 SO)	3/20/08 (6-5 SO)
OVERTIME RECORD	6-8-24	3-5-14	3-3-10
LONGEST WIN STREAK	5 Games	4 Games	4 Games
	12/7/85-2/1/86	10/9/02-11/1/03	10/28/90-10/4/91
LONGEST UNDEFEATED	9 Games (6-0-3)	13 Games (8-0-5)	4 Games
	10/28/90-10/12/91	11/7/00-1/5/06	Twice
LONGEST LOSING STREAK	6 Games	7 Games	6 Games
	11/17/07-2/18/08	11/1/98-10/15/00	11/4/06-2/16/08
LONGEST WINLESS	10 Games (0-6-4)	7 Games (0-7-0)	8 Games (0-5-3)
	3/30/83-10/27/84	11/1/98-10/15/00	10/27/82-10/27/84
SHUTOUTS BY KINGS	4	2	2
LAST TIME	12/27/08 (4-0)	3/27/08 (4-0)	12/27/08 (4-0)
SHUTOUTS OF KINGS	11	5	6
LAST TIME	2/18/08 (0-4)	2/18/08 (0-4)	4/13/06 (0-3)
MOST GOALS	9	9	9
	Twice	12/19/89 (9-5)	2/1/86 (9-6)
MOST GOALS AGAINST	10	9	10
	3/30/83 (5-10)	11/24/84 (5-9)	3/30/83 (5-10)

\*Active Streak





# Pittsburgh PENGUINS

Nov. 5 — Kings vs. Pittsburgh

66 Mario Lemieux Place  
Pittsburgh, PA 15219  
(412) 642-1300

Arena: Mellon Arena  
Capacity: 16,940  
Entered NHL: 1967-68

Co-Owner/Chairman: Mario Lemieux  
Executive Vice President/General Manager: Ray Shero  
Head Coach: Dan Bylsma  
Assistant Coaches: Mike Yeo  
Tony Granato

Media Contact: Jennifer Bullano

## ALL-TIME RECORD vs. PITTSBURGH (69-57-18-1)

TOTAL				HOME				AWAY				TOTAL				HOME				AWAY					
Year	W	L	T	OT	W	L	T	OT	W	L	T	OT	Year	W	L	T	OT	W	L	T	OT	W	L	T	OT
1967-68	6	4	0	-	4	1	0	-	2	3	0	-	1988-89	2	1	0	-	2	0	0	-	0	1	0	-
1968-69	5	2	1	-	3	1	0	-	2	1	1	-	1989-90	2	1	0	-	1	0	0	-	1	1	0	-
1969-70	2	6	0	-	2	2	0	-	0	4	0	-	1990-91	2	1	0	-	2	0	0	-	0	1	0	-
1970-71	4	2	0	-	3	0	0	-	1	2	0	-	1991-92	3	0	0	-	1	0	0	-	2	0	0	-
1971-72	1	4	1	-	1	1	1	-	0	3	0	-	1992-93	1	1	0	-	1	0	0	-	0	1	0	-
1972-73	2	4	0	-	2	1	0	-	0	3	0	-	1993-94	1	1	0	-	1	0	0	-	0	1	0	-
1973-74	4	1	0	-	2	0	0	-	2	1	0	-	1994-95	-	-	-	-	-	-	-	-	-	-	-	-
1974-75	3	1	2	-	2	1	0	-	1	0	2	-	1995-96	2	0	0	-	1	0	0	-	1	0	0	-
1975-76	1	5	0	-	1	2	0	-	0	3	0	-	1996-97	0	2	0	-	0	1	0	-	0	1	0	-
1976-77	3	2	1	-	1	1	1	-	2	1	0	-	1997-98	0	1	1	-	0	1	0	-	0	0	1	-
1977-78	3	0	3	-	2	0	1	-	1	0	2	-	1998-99	1	1	0	-	0	1	0	-	1	0	0	-
1978-79	3	4	1	-	1	2	1	-	2	2	0	-	1999-00	2	0	0	0	1	0	0	0	1	0	0	0
1979-80	1	1	2	-	0	0	2	-	1	1	0	-	2000-01	0	0	1	0	0	0	0	0	0	1	0	0
1980-81	0	2	2	-	0	0	2	-	0	2	0	-	2001-02	2	0	0	0	1	0	0	0	1	0	0	0
1981-82	1	1	1	-	1	0	0	-	0	1	1	-	2002-03	2	0	0	0	1	0	0	0	1	0	0	0
1982-83	1	2	0	-	1	1	0	-	0	1	0	-	2003-04	1	0	0	0	0	0	0	0	1	0	0	0
1983-84	2	1	0	-	1	0	0	-	1	1	0	-	2005-06	-	-	-	-	-	-	-	-	-	-	-	-
1984-85	3	0	0	-	2	0	0	-	1	0	0	-	2006-07	0	0	-	1	0	0	-	1	0	0	-	0
1985-86	1	2	0	-	1	0	0	-	0	2	0	-	2007-08	0	1	-	0	0	0	-	0	1	-	0	0
1986-87	2	1	0	-	2	0	0	-	0	1	0	-	2008-09	0	1	-	0	0	0	-	0	1	-	0	0
1987-88	0	1	2	-	0	1	0	-	0	0	2	-	TOTALS	69	57	18	1	44	17	8	1	25	40	10	0

## KINGS FAST FACTS

	OVERALL	AT HOME	ON ROAD
LAST 10 GAMES	6-2-2 (1 tie)	6-3-1	5-3-2 (2 ties)
LAST WIN	10/10/03 (3-0)	12/14/02 (3-2 OT)	10/10/03 (3-0)
LAST LOSS	3/20/09 (1-4)	11/1/06 (3-4 OT)	3/20/09 (1-4)
LAST OT GAME	11/1/06 (3-4 OT)	11/1/06 (3-4 OT)	11/25/00 (2-2 tie)
OVERTIME RECORD	5-4-4	4-1-0	1-3-4
LONGEST WIN STREAK	5 Games	9 Games	3 Games
	Twice	11/12/88-11/11/95	2/27/02-10/10/03
LONGEST UNDEFEATED	8 Games	9 Games (9-0-0)	7 Games (5-0-2)
	Twice	11/12/88-11/11/95	10/1/97-10/10/03
LONGEST LOSING STREAK	6 Games	3 Games	7 Games
	11/15/69-2/26/70	12/10/96-1/16/99	1/13/71-1/31/73
LONGEST WINLESS	9 Games (0-4-5)	5 Games (0-0-5)	7 Games (0-7-0)
	11/15/79-2/13/82	3/14/79-3/19/81	1/13/71-1/31/73
SHUTOUTS BY KINGS	14	7	7
LAST TIME	10/10/03 (3-0)	12/17/86 (3-0)	10/10/03 (3-0)
SHUTOUTS OF KINGS	3	1	2
LAST TIME	11/23/74 (0-0)	12/10/69 (0-2)	11/23/74 (0-0)
MOST GOALS	10	10	8
	1/21/87 (10-5)	1/21/87 (10-5)	10/31/89 (8-4)
MOST GOALS AGAINST	8	7	8
	Twice	Twice	Twice

\*Active Streak

# San Jose SHARKS

Oct. 6 — Kings vs. San Jose  
Oct. 28 — Kings at San Jose  
Dec. 9 — Kings at San Jose  
Jan. 4 — Kings at San Jose  
Jan. 11 — Kings vs. San Jose  
Jan. 19 — Kings vs. San Jose

525 W. Santa Clara St.  
San Jose, CA 95113  
(408) 287-7070

Arena: HP Pavilion at San Jose  
Capacity: 17,496  
Entered NHL: 1991-92

President/CEO: Greg Jamison  
Executive Vice President/  
General Manager: Doug Wilson  
Head Coach: Todd McLellan  
Assistant Coaches: Trent Yawney  
Jay Woodcroft  
Matt Shaw

Media Contact: Scott Emmert

## ALL-TIME RECORD vs. SAN JOSE (44-47-7-6)

	TOTAL				HOME				AWAY			
Year	W	L	T	OT	W	L	T	OT	W	L	T	OT
1991-92	5	1	1	–	3	0	1	–	2	1	0	–
1992-93	5	2	0	–	3	0	0	–	2	2	0	–
1993-94	2	2	2	–	2	1	0	–	0	1	2	–
1994-95	1	4	0	–	0	2	0	–	1	2	0	–
1995-96	3	2	1	–	2	1	0	–	1	1	1	–
1996-97	2	3	0	–	2	1	0	–	0	2	0	–
1997-98	3	2	0	–	1	1	0	–	2	1	0	–
1998-99	4	2	0	–	3	0	0	–	1	2	0	–
1999-00	2	2	1	1	2	0	1	0	0	2	0	1
2000-01	2	1	1	1	1	1	1	0	1	0	0	1
2001-02	4	1	0	0	2	0	0	0	2	1	0	0
2002-03	2	3	0	0	2	1	0	0	0	2	0	0
2003-04	0	4	1	1	0	2	1	0	0	2	0	1
2005-06	2	5	–	1	1	2	–	1	1	3	–	0
2006-07	2	6	–	0	1	3	–	0	1	3	–	0
2007-08	4	4	–	0	1	3	–	0	3	1	–	0
2008-09	1	3	–	2	1	1	–	1	0	2	–	1
TOTALS	44	47	7	6	27	19	4	2	17	28	3	4

## KINGS FAST FACTS

	OVERALL	AT HOME	ON ROAD
LAST 10 GAMES	2-6-2	3-6-1	4-5-1
LAST WIN	4/11/09 (4-3)	4/11/09 (4-3)	11/28/07 (3-2 SO)
LAST LOSS	3/14/09 (1-2 SO)	12/15/08 (2-3 SO)	3/14/09 (1-2 SO)
LAST OT GAME	3/14/09 (1-2 SO)	12/15/08 (2-3 SO)	3/14/09 (1-2 SO)
OVERTIME RECORD	5-8-7	2-3-4	3-5-3
LONGEST WIN STREAK	5 Games	5 Games	3 Games
	2/6/99-11/27/99	Twice	11/2/07-11/28/07
LONGEST UNDEFEATED	5 Games	9 Games (8-0-1)	3 Games
	Three Times	10/16/91-3/19/84	11/2/07-11/28/07
LONGEST LOSING STREAK	5 Games	5 Games	9 Games (0-8-1)
	Twice	12/12/06-3/18/08	4/13/02-3/13/06
LONGEST WINLESS	7 Games (0-5-2, 1 tie)	5 Games (0-5-0)	9 Games (0-8-1)
	12/26/03-10/28/05	12/12/06-3/18/08	4/13/02-3/13/06
SHUTOUTS BY KINGS	5	3	2
LAST TIME	4/17/06 (4-0)	3/23/02 (3-0)	4/17/06 (4-0)
SHUTOUTS OF KINGS	11	6	5
LAST TIME	10/12/08 (0-1)	10/12/08 (0-1)	12/26/03 (0-5)
MOST GOALS	11	8	11
	11/8/92 (11-4)	10/16/91 (8-5)	11/8/92 (11-4)
MOST GOALS AGAINST	7	7	7
	Three Times	10/6/96 (6-7 OT)	Twice

\*Active Streak

# St. Louis BLUES

1401 Clark Avenue  
St. Louis, MO 63103  
(314) 622-2500

Arena: Scottrade Center  
Capacity: 19,150  
Entered NHL: 1967-68

Chairman/Governor: David W. Checketts  
President of Hockey Operations/  
Alternate Governor: John Davidson  
Head Coach: Andy Murray  
Assistant Coaches: Ray Bennett  
Rick Wamsley  
Brad Shaw

Media Contact: Mike Caruso

Oct. 10 — Kings at St. Louis  
Dec. 5 — Kings vs. St. Louis  
Jan. 9 — Kings vs. St. Louis  
Mar. 25 — Kings at St. Louis

## ALL-TIME RECORD vs. ST. LOUIS (62-87-22-1)

TOTAL					HOME				AWAY				TOTAL					HOME				AWAY			
Year	W	L	T	OT	W	L	T	OT	W	L	T	OT	Year	W	L	T	OT	W	L	T	OT	W	L	T	OT
1967-68	4	3	3	—	4	0	1	—	0	3	2	—	1988-89	1	2	0	—	1	0	0	—	0	2	0	—
1968-69	1	6	1	—	1	2	1	—	0	4	0	—	1989-90	2	1	0	—	1	1	0	—	1	0	0	—
1969-70	0	8	0	—	0	4	0	—	0	4	0	—	1990-91	1	1	1	—	1	0	0	—	0	1	1	—
1970-71	2	4	0	—	1	2	0	—	1	2	0	—	1991-92	1	1	1	—	0	0	1	—	1	1	0	—
1971-72	2	4	0	—	1	2	0	—	1	2	0	—	1992-93	2	1	0	—	2	0	0	—	0	1	0	—
1972-73	3	2	0	—	2	1	0	—	1	1	0	—	1993-94	2	2	0	—	2	0	0	—	0	2	0	—
1973-74	3	2	0	—	1	1	0	—	2	1	0	—	1994-95	1	1	2	—	1	0	1	—	0	1	1	—
1974-75	3	0	1	—	1	0	1	—	2	0	0	—	1995-96	1	2	1	—	0	2	0	—	1	0	1	—
1975-76	2	1	1	—	1	0	1	—	1	1	0	—	1996-97	1	3	0	—	1	1	0	—	0	2	0	—
1976-77	2	2	0	—	2	0	0	—	0	2	0	—	1997-98	0	3	1	—	0	2	0	—	0	1	1	—
1977-78	2	2	0	—	1	1	0	—	1	1	0	—	1998-99	0	3	1	—	0	1	1	—	0	2	0	—
1978-79	2	1	1	—	1	0	1	—	1	1	0	—	1999-00	1	2	1	0	0	2	0	0	1	0	1	0
1979-80	1	3	0	—	1	1	0	—	0	2	0	—	2000-01	1	2	1	0	0	1	1	0	1	1	0	0
1980-81	0	2	2	—	0	1	1	—	0	1	1	—	2001-02	2	1	1	0	0	1	0	1	0	1	0	0
1981-82	2	1	0	—	2	0	0	—	0	1	0	—	2002-03	1	2	0	1	1	1	0	0	0	1	0	1
1982-83	1	2	0	—	1	0	0	—	0	2	0	—	2003-04	0	4	0	0	0	2	0	0	0	2	0	0
1983-84	1	1	1	—	1	0	1	—	0	1	0	—	2005-06	4	0	0	—	2	0	—	0	2	0	0	0
1984-85	1	2	0	—	0	1	0	—	1	1	0	—	2006-07	1	3	—	0	1	1	—	0	0	2	—	0
1985-86	1	1	1	—	1	1	0	—	0	0	1	—	2007-08	1	3	—	0	1	1	—	0	0	2	—	0
1986-87	1	1	1	—	0	1	0	—	1	0	1	—	2008-09	3	1	—	0	2	0	—	0	1	1	—	0
1987-88	2	1	0	—	2	0	0	—	0	1	0	—	TOTALS	62	87	22	1	41	33	12	0	21	54	10	1

## KINGS FAST FACTS

	OVERALL	AT HOME	ON ROAD
LAST 10 GAMES	4-6-0	6-4-0	3-7-0
LAST WIN	12/11/08 (6-2)	12/11/08 (6-2)	10/24/08 (4-0)
LAST LOSS	3/24/09 (0-2)	10/6/07 (3-5)	3/24/09 (0-2)
LAST OT GAME	3/11/06 (2-1 SO)	12/6/01 (1-1 tie)	3/11/06 (2-1 SO)
OVERTIME RECORD	1-2-13	0-0-6	1-2-7
LONGEST WIN STREAK	5 Games	4 Games	3 Games
	10/29/05-10/7/06	12/19/92-12/11/93	2/9/74-4/2/75
LONGEST UNDEFEATED	6 Games (5-0-1)	9 Games (7-0-2)	4 Games (2-0-2)
	2/9/74-4/2/75	3/24/90-3/20/95	1/26/85-1/17/87
LONGEST LOSING STREAK	11 Games	6 Games	9 Games
	2/15/69-3/24/70	2/22/69-3/24/70	10/12/68-10/31/70
LONGEST WINLESS	11 Games (0-11-0)	10 Games (0-7-3)	14 Games (0-12-2)
	2/15/69-3/24/70	3/13/97-12/6/01	10/21/67-10/31/70
SHUTOUTS BY KINGS	8	5	3
LAST TIME	10/24/08 (4-0)	2/22/77 (4-0)	10/24/08 (4-0)
SHUTOUTS OF KINGS	12	5	7
LAST TIME	3/24/09 (0-2)	11/15/03 (0-1)	3/24/09 (0-2)
MOST GOALS	9	9	7
	Twice	Twice	1/26/85 (7-3)
MOST GOALS AGAINST	8	8	7
	12/13/69 (1-8)	12/13/69 (1-8)	Eight Times

\*Active Streak

# Tampa Bay LIGHTNING

Nov. 14 — Kings at Tampa Bay

401 Channelside Drive  
Tampa, FL 33602  
(813) 301-6500

Arena: St. Pete Times Forum  
Capacity: 19,758  
Entered NHL: 1992-93

Owners: Oren Koules, Len Barrie  
Executive Vice President/General Manager:  
Brian Lawton  
Head Coach: Rick Tocchet  
Associate Coach: Rick Wilson  
Assistant Coaches: Wes Walz  
Cap Raeder

Media Contact: Brian Breseman

## ALL-TIME RECORD vs. TAMPA BAY (6-15-2-1)

	TOTAL				HOME				AWAY			
Year	W	L	T	OT	W	L	T	OT	W	L	T	OT
1992-93	1	2	0	—	0	2	0	—	1	0	0	—
1993-94	1	1	0	—	0	1	0	—	1	0	0	—
1994-95	—	—	—	—	—	—	—	—	—	—	—	—
1995-96	0	2	0	—	0	1	0	—	0	1	0	—
1996-97	0	2	0	—	0	1	0	—	0	1	0	—
1997-98	2	0	0	—	1	0	0	—	1	0	0	—
1998-99	0	2	0	—	0	1	0	—	0	1	0	—
1999-00	1	0	1	0	0	0	1	0	1	0	0	0
2000-01	0	1	0	0	0	1	0	0	0	0	0	0
2001-02	0	2	0	0	0	1	0	0	0	1	0	0
2002-03	0	1	1	0	0	0	1	0	0	1	0	0
2003-04	1	0	0	0	0	0	0	0	1	0	0	0
2005-06	0	1	—	0	0	1	—	0	0	0	—	0
2006-07	0	0	—	1	0	0	—	0	0	0	—	1
2007-08	—	—	—	—	—	—	—	—	—	—	—	—
2008-09	0	1	—	0	0	1	—	0	0	0	—	0
TOTALS	6	15	2	1	1	10	2	0	5	5	0	1

## KINGS FAST FACTS

	OVERALL	AT HOME	ON ROAD
LAST 10 GAMES	1-6-3 (2 ties)	1-7-2	4-5-1
LAST WIN	11/6/03 (1-0 OT)	11/6/97 (5-2)	11/6/03 (1-0 OT)
LAST LOSS	1/12/09 (1-3)	1/12/09 (1-3)	2/6/07 (2-3 SO)
LAST OT GAME	2/6/07 (2-3 SO)	3/20/03 (2-2 tie)	2/6/07 (2-3 SO)
OVERTIME RECORD	1-1-2	0-0-2	1-1-0
LONGEST WIN STREAK	2 Games	1 Game	2 Games
	Twice	11/6/97	2/22/93-10/20/93
LONGEST UNDEFEATED	2 Games	1 Game	2 Games (2-0-0)
	Three times	Twice	2/23/93-10/20/93
LONGEST LOSING STREAK	5 games	5 Games	2 Games
	12/4/93-12/5/96	12/15/92-12/5/96	Twice
LONGEST WINLESS	6 Games (0-4-2)	7 Games (0-5-2) *	2 games
	12/4/99-3/20/03	10/30/98-present	Twice
SHUTOUTS BY KINGS	1	Never	1
LAST TIME	11/6/03 (1-0)		11/6/03 (1-0)
SHUTOUTS OF KINGS	5	2	3
LAST TIME	10/25/01 (0-3)	10/13/01 (0-1)	10/25/01 (0-3)
MOST GOALS	5	5	5
	Three Times	11/6/97 (5-2)	Twice
MOST GOALS AGAINST	6	6	4
	1/6/93 (3-6)	1/6/93 (3-6)	3/12/03 (2-4)

\*Active Streak



# Toronto MAPLE LEAFS

Jan. 26 — Kings at Toronto

40 Bay Street, Suite 400  
Toronto, Ont. M5J 2X2  
(416) 815-5700

Arena: Air Canada Centre  
Capacity: 18,819  
Entered NHL: 1917-18

Chairman/Governor: Larry Tanenbaum  
President/General Manager: Brian Burke  
Head Coach: Ron Wilson  
Assistant Coaches: Keith Acton  
Tim Hunter  
Rob Zettler

Media Contact: Pat Park

## ALL-TIME RECORD vs. TORONTO (58-56-21-1)

TOTAL				HOME				AWAY				TOTAL				HOME				AWAY					
Year	W	L	T	OT	W	L	T	OT	W	L	T	OT	Year	W	L	T	OT	W	L	T	OT	W	L	T	OT
1967-68	2	2	0	-	2	0	0	-	0	2	0	-	1988-89	3	0	0	-	2	0	0	-	1	0	0	-
1968-69	3	3	0	-	2	1	0	-	1	2	0	-	1989-90	1	2	0	-	1	0	0	-	0	2	0	-
1969-70	1	3	2	-	1	2	0	-	0	1	2	-	1990-91	1	1	1	-	0	1	1	-	1	0	0	-
1970-71	3	3	0	-	3	0	0	-	0	3	0	-	1991-92	2	0	1	-	1	0	1	-	1	0	0	-
1971-72	1	4	1	-	1	2	0	-	0	2	1	-	1992-93	1	2	1	-	1	1	0	-	0	1	1	-
1972-73	2	3	0	-	1	1	0	-	1	2	0	-	1993-94	1	3	0	-	0	2	0	-	1	1	0	-
1973-74	1	2	2	-	1	1	1	-	0	1	1	-	1994-95	2	1	1	-	0	1	1	-	2	0	0	-
1974-75	4	0	1	-	2	0	0	-	2	0	1	-	1995-96	1	2	1	-	1	1	0	-	0	1	1	-
1975-76	1	3	1	-	1	1	1	-	0	2	0	-	1996-97	3	0	1	-	1	0	1	-	2	0	0	-
1976-77	1	2	2	-	1	0	1	-	0	2	1	-	1997-98	2	2	0	-	1	1	0	-	1	1	0	-
1977-78	3	2	0	-	2	1	0	-	1	1	0	-	1998-99	0	1	0	-	0	0	0	-	0	1	0	-
1978-79	0	4	0	-	0	2	0	-	0	2	0	-	1999-00	0	1	0	-	0	0	0	-	0	1	0	-
1979-80	3	0	1	-	2	0	0	-	1	0	1	-	2000-01	1	0	0	-	0	0	0	-	1	0	0	-
1980-81	3	0	1	-	1	0	1	-	2	0	0	-	2001-02	1	0	0	-	0	0	0	-	1	0	0	-
1981-82	1	2	0	-	0	1	0	-	1	1	0	-	2002-03	0	0	1	-	0	0	0	-	0	0	0	-
1982-83	2	1	0	-	2	0	0	-	0	1	0	-	2003-04	0	0	1	-	0	0	1	-	0	0	0	-
1983-84	0	2	1	-	0	1	0	-	0	1	1	-	2005-06	1	0	-	-	0	0	-	-	1	0	0	-
1984-85	2	1	0	-	1	1	0	-	1	0	0	-	2006-07	-	-	-	-	-	-	-	-	-	-	-	-
1985-86	2	1	0	-	1	0	0	-	1	1	0	-	2007-08	1	0	-	-	1	0	-	-	0	0	-	-
1986-87	1	1	1	-	1	0	1	-	0	1	0	-	2008-09	0	1	-	-	0	1	-	-	0	0	-	-
1987-88	1	1	1	-	1	0	0	-	0	1	1	-	TOTALS	58	56	21	-	35	22	10	-	23	34	11	-

## KINGS FAST FACTS

	OVERALL	AT HOME	ON ROAD
LAST 10 GAMES	5-3-2 (1 tie)	4-4-2 (2 ties)	6-3-1
LAST WIN	1/10/08 (5-2)	1/10/08 (5-2)	12/6/05 (2-1)
LAST LOSS	12/1/08 (1-3)	12/1/08 (1-3)	11/12/02 (3-4 OT)
LAST OT GAME	11/13/03 (4-4 tie)	11/13/03 (4-4 tie)	11/12/02 (3-4 OT)
OVERTIME RECORD	0-1-10	0-0-6	0-1-4
LONGEST WIN STREAK	5 Games	4 Games	3 Games
	2/20/88-10/8/89	2/20/88-12/1/90	Twice
LONGEST UNDEFEATED	9 Games (5-0-4)	6 Games (4-0-2)	4 Games
	1/5/74-11/15/75	12/18/85-10/5/89	Three Times
LONGEST LOSING STREAK	5 Games	3 Games	4 Games
	Twice	2/27/93-12/16/95	12/2/70-11/17/71
LONGEST WINLESS	5 Games	6 Games (0-5-1)	12 Games (0-9-3)
	Four Times	2/27/93-12/16/95	1/11/69-1/6/73
SHUTOUTS BY KINGS	6	5	1
LAST TIME	2/20/89 (3-0)	2/20/89 (3-0)	3/2/81 (1-0)
SHUTOUTS OF KINGS	5	3	2
LAST TIME	3/27/78 (0-3)	12/10/77 (0-3)	3/27/78 (0-3)
MOST GOALS	9	9	7
	12/1/88 (9-3)	12/1/88 (9-3)	Three Times
MOST GOALS AGAINST	9	9	9
	Twice	11/7/82 (4-9)	3/10/79 (4-9)

\*Active Streak

# Vancouver CANUCKS

Oct. 29 — Kings vs. Vancouver  
Nov. 26 — Kings at Vancouver  
Dec. 14 — Kings at Vancouver  
Apr. 1 — Kings vs. Vancouver

800 Griffiths Way  
Vancouver, B.C. V6B 6G1  
(604) 899-4600

Arena: General Motors Place  
Capacity: 18,630  
Entered NHL: 1970-71

Chairman/Governor: Francesco Aquilini  
President/General Manager/Alternate Governor: Mike Gillis  
Head Coach: Alain Vigneault  
Associate Coach: Rick Bowness  
Assistant Coach: Ryan Walter

Media Contact: T.C. Carling

## ALL-TIME RECORD vs. VANCOUVER (90-88-32-2)

TOTAL					HOME				AWAY				TOTAL					HOME				AWAY			
Year	W	L	T	OT	W	L	T	OT	W	L	T	OT	Year	W	L	T	OT	W	L	T	OT	W	L	T	OT
1970-71	2	3	1	-	0	2	1	-	2	1	0	-	1990-91	5	3	0	-	3	1	0	-	2	2	0	-
1971-72	5	0	1	-	3	0	0	-	2	0	1	-	1991-92	2	4	1	-	0	3	1	-	2	1	0	-
1972-73	3	2	0	-	2	0	0	-	1	2	0	-	1992-93	2	7	0	-	2	3	0	-	0	4	0	-
1973-74	3	2	0	-	2	1	0	-	1	1	0	-	1993-94	1	5	0	-	1	2	0	-	0	3	0	-
1974-75	1	1	2	-	1	0	1	-	0	1	1	-	1994-95	0	4	0	-	0	2	0	-	0	2	0	-
1975-76	3	1	0	-	2	0	0	-	1	1	0	-	1995-96	0	2	3	-	0	1	2	-	0	1	1	-
1976-77	0	2	2	-	0	1	1	-	0	1	1	-	1996-97	3	1	1	-	2	0	0	-	1	1	1	-
1977-78	2	1	1	-	2	0	0	-	0	1	1	-	1997-98	3	2	1	-	2	0	1	-	1	2	0	-
1978-79	3	1	0	-	2	0	0	-	1	1	0	-	1998-99	3	1	0	-	2	0	0	-	1	1	0	-
1979-80	2	2	0	-	1	1	0	-	1	1	0	-	1999-00	2	0	2	-	1	0	1	-	0	1	0	-
1980-81	4	0	0	-	2	0	0	-	2	0	0	-	2000-01	3	0	0	-	2	0	0	-	1	0	0	-
1981-82	3	2	3	-	3	1	0	-	0	1	3	-	2001-02	1	2	1	-	1	0	1	-	0	2	0	-
1982-83	3	3	2	-	2	0	2	-	1	3	0	-	2002-03	1	2	1	-	0	1	1	-	1	1	0	-
1983-84	4	3	1	-	2	1	1	-	2	2	0	-	2003-04	0	3	1	-	0	2	0	-	0	1	1	-
1984-85	4	2	2	-	2	1	1	-	2	1	1	-	2005-06	3	1	-	-	2	0	-	-	0	1	1	-
1985-86	1	5	2	-	0	3	1	-	1	2	1	-	2006-07	1	3	-	-	0	2	-	-	0	1	1	-
1986-87	2	5	1	-	2	2	0	-	0	3	1	-	2007-08	3	0	-	-	1	0	-	-	1	2	0	-
1987-88	3	4	1	-	2	1	1	-	1	3	0	-	2007-08	3	0	-	-	1	0	-	-	1	2	0	-
1988-89	4	4	0	-	2	2	0	-	2	2	0	-	2008-09	1	3	-	-	0	1	-	-	0	2	-	-
1989-90	4	2	2	-	3	1	0	-	1	1	2	-	TOTALS	90	88	32	-	55	35	16	-	35	53	16	-

## KINGS FAST FACTS

	OVERALL	AT HOME	ON ROAD
LAST WIN	3/9/09 (3-2)	3/9/09 (3-2)	1/19/08 (4-3)
LAST LOSS	4/9/09 (0-1)	10/30/08 (0-4)	4/9/09 (0-1)
LAST OT GAME	3/10/08 (1-2 OT)	3/10/08 (1-2 OT)	1/26/07 (3-2 OT)
OVERTIME RECORD	5-5-20	2-2-11	3-3-9
LONGEST WIN STREAK	6 Games	5 Games	3 Games
	Twice	Three Times	4/4/71-1/2/72
LONGEST UNDEFEATED	10 Games	14 Games (10-0-4)	5 Games (2-0-3)
	Twice	1/7/97-10/19/02	11/16/80-1/24/82
LONGEST LOSING STREAK	7 Games	3 games	9 Games
	1/31/94-3/29/95	Twice	11/16/92-3/29/95
LONGEST WINLESS	13 Games (0-10-3)	6 Games	12 Games (0-11-1, 1 tie)
	1/31/94-1/2/97	Twice	11/16/92-1/2/97
SHUTOUTS BY KINGS	15	11	4
LAST TIME	4/3/06 (1-0)	4/3/06 (1-0)	4/6/03 (2-0)
SHUTOUTS OF KINGS	9	2	7
LAST TIME	4/9/09 (0-1)	10/30/08 (0-4)	4/9/09 (0-1)
MOST GOALS	12	12	10
	11/29/84 (12-1)	11/29/84 (12-1)	10/31/84 (10-3)
MOST GOALS AGAINST	11	8	11
	11/25/86 (5-11)	4/1/87 (3-8)	11/25/86 (5-11)

\*Active Streak





# Washington CAPITALS

Jan. 2 — Kings vs. Washington

627 N. Glebe Road, Suite 850  
Arlington, VA 22203  
(202) 266-2200

Arena: Verizon Center  
Capacity: 18,277  
Entered NHL: 1974-75

Chairman/Majority Owner: Ted Leonsis  
Vice President/General Manager: George McPhee  
Head Coach: Bruce Boudreau  
Assistant Coach: Dean Evason

Media Contact: Nate Ewell

## ALL-TIME RECORD vs. WASHINGTON (50-32-13-2)

Year	TOTAL				HOME				AWAY			
	W	L	T	OT	W	L	T	OT	W	L	T	OT
1974-75	5	0	1	-	3	0	0	-	2	0	1	-
1975-76	4	1	1	-	3	0	0	-	1	1	1	-
1976-77	5	0	1	-	3	0	0	-	2	0	1	-
1977-78	4	2	0	-	2	1	0	-	2	1	0	-
1978-79	3	4	1	-	2	1	1	-	1	3	0	-
1979-80	1	3	0	-	1	1	0	-	0	2	0	-
1980-81	2	1	1	-	1	0	1	-	1	1	0	-
1981-82	1	1	1	-	1	1	0	-	0	0	1	-
1982-83	1	1	1	-	0	0	1	-	1	1	0	-
1983-84	0	3	0	-	0	2	0	-	0	1	0	-
1984-85	1	2	0	-	1	0	0	-	0	2	0	-
1985-86	1	2	0	-	0	2	0	-	1	0	0	-
1986-87	3	0	0	-	1	0	0	-	2	0	0	-
1987-88	1	2	0	-	1	1	0	-	0	1	0	-
1988-89	1	1	1	-	0	1	0	-	1	0	1	-
1989-90	3	0	0	-	2	0	0	-	1	0	0	-
1990-91	1	1	1	-	1	0	0	-	0	1	1	-
1991-92	1	1	1	-	1	0	1	-	0	1	0	-
1992-93	0	2	0	-	0	1	0	-	0	1	0	-
1993-94	0	2	0	-	0	1	0	-	0	1	0	-
1994-95	-	-	-	-	-	-	-	-	-	-	-	-
1995-96	2	0	0	-	1	0	0	-	1	0	0	-
1996-97	1	0	1	-	0	0	1	-	1	0	0	-
1997-98	0	1	1	-	0	0	1	-	0	1	0	-
1998-99	2	0	0	-	1	0	0	-	1	0	0	-
1999-00	1	0	1	0	1	0	0	0	1	0	0	0
2000-01	1	1	0	0	0	1	0	0	1	0	0	0
2001-02	0	0	0	1	0	0	0	1	0	0	0	0
2002-03	1	0	0	0	0	0	0	0	1	0	0	0
2003-04	2	0	0	0	1	0	0	0	1	0	0	0
2005-06	0	1	-	0	0	1	-	0	0	0	-	0
2006-07	0	0	-	1	0	0	-	0	0	0	-	1
2007-08	-	-	-	-	-	-	-	-	-	-	-	-
208-09	2	0	-	0	1	0	-	0	1	0	-	0
TOTALS	50	32	13	2	28	14	6	1	22	18	7	1

## KINGS FAST FACTS

	OVERALL	AT HOME	ON ROAD
LAST 10 GAMES	6-2-2 (1 tie)	5-2-3 (2 ties)	7-1-2 (1 tie)
LAST WIN	2/5/09 (5-4)	11/20/08 (5-2)	2/5/09 (5-4)
LAST LOSS	2/8/07 (3-4 OT)	12/14/05 (2-3)	2/8/07 (3-4 OT)
LAST OT GAME	2/8/07 (3-4 OT)	10/16/01 (2-3 OT)	2/8/07 (3-4 OT)
OVERTIME RECORD	1-2-6	0-1-3	1-1-3
LONGEST WIN STREAK	8 Games	10 Games	3 Games
	12/19/74-11/15/75	12/19/74-11/29/77	Four Times
LONGEST UNDEFEATED	10 Games (8-0-2)	10 Games (10-0-0)	5 Games
	1/27/76-11/29/77	12/19/74-11/29/77	Twice
LONGEST LOSING STREAK	5 Games	2 Games	5 games
	2/19/83-2/8/85	Twice	1/3/79-2/26/80
LONGEST WINLESS	6 Games (0-5-1)	4 games (0-3-1)	5 Games (0-5-0)
	2/19/83-2/8/85	2/17/82-2/16/84	1/3/79-2/26/80
SHUTOUTS BY KINGS	3	3	Never
LAST TIME	3/10/76 (6-0)	3/10/76 (6-0)	
SHUTOUTS OF KINGS	3	Never	3
LAST TIME	12/18/83 (0-5)		12/18/83 (0-5)
MOST GOALS	10	10	9
	12/4/78 (10-2)	12/4/78 (10-2)	1/11/83 (9-7)
MOST GOALS AGAINST	10	10	10
	Twice	2/13/93 (3-10)	12/6/87 (3-10)

\*Active Streak

## GREAT KINGS MOMENTS IN STAPLES CENTER HISTORY



**April 18, 2001 – Eric Belanger celebrates after scoring the game-winning overtime goal in Game 4 of the Western Conference quarterfinals against Detroit.**



MEDIA INFORMATION

## MEDIA INFORMATION MEDIA HOTLINE (213) 742-7325

**CREDENTIALS** – Season credentials are issued to media assigned to cover the Kings regularly. Individual single game credentials are granted to working media as space permits. All requests must be submitted to the Kings communications office at least 24 hours in advance of the event. Freelance reporters and photographers will not be granted credentials without a letter of assignment from an accredited medium. Credentials are picked up at the STAPLES Center media will call table, which is open three hours before game time and located off of the Main Concourse (west side of the building - off of 11th Street). You must wear your credential prominently at all times and the Kings communications department and STAPLES Center both reserve the right to revoke any credential if circumstances warrant such action.

**PARKING** – The season or single game credential does not serve as a parking pass. Media parking is only available (for purchase) on a seasonal basis.

**PRESS BOX** – The Bob Miller Press Box is located on the west side of STAPLES Center. All seats are reserved and only members of the accredited media, visiting hockey club and Kings staff/game staff are permitted in the press box. Each media member must call the Kings communications office in advance to request press box seating. The Nick Nickson Broadcast Center is located on the upper concourse level, below the Bob Miller Press Box.

**PHOTOGRAPHERS** – Due to limited rinkside space, priority for photo holes is as follows: Daily newspapers and wire services have reserved spaces during the first period only. All other photographers must offer any space during the first period if asked to do so. Photographers are not permitted in the team bench areas during the game or any place that would obstruct the view of spectators. Photographers are also not allowed in the dressing rooms without pre-approved permission and the appropriate credential from the Kings communications department. Please see the Kings staff photographer for assistance.

**TELEVISION** – Stations wanting action footage from any Kings games are encouraged to take it from FS West's broadcast or other subsequent satellite feeds. A station, however, cannot air the footage until after it has been broadcast by the originating source, and that source must be given on-screen credit. If it is necessary for a crew to shoot action footage during a game (isolation shots or special theme news/feature stories), you must notify the Kings communications office for permission and assistance.

**TICKETS** – Media requests for tickets to Kings games can be made by calling the communications office at least 24 hours in advance of the game. The quantity of these tickets is limited.

**PRACTICES** – All Kings practice sessions (at the Toyota Sports Center in El Segundo and STAPLES Center) are open to approved members of the media. Media intending to cover practice should call the Kings media hotline (213/742-7325) to confirm the scheduled starting time and location.

**SERVICES** – The Chick Hearn Press Room, located on rink level (west side) of STAPLES Center, is a working area for all credentialed media before, during and after the game. A pre-game meal in the adjacent dining room is provided (at a cost with all proceeds benefiting the Kings Care Foundation) for the media starting approximately 90 minutes before the game. Refreshments are provided in the Chick Hearn Press Room and the Bob Miller Press Box during and after the game. The Bob Miller Press Box is also set up as a working area for media filing stories on deadline, and there is a dedicated press elevator that reaches the Bob Miller Press Box near the workroom. If conditions for meeting your deadline require special attention, please contact a member of the Kings communications department.

**GAMES NOTES/STATISTICS** – Complete game notes and statistics are distributed in the Chick Hearn Press Room and the Bob Miller Press Box prior to the game. Scoring and statistical summaries are distributed between periods. Final scoring summaries and post-game quotes will be distributed to all media areas as soon as possible after each game.

**WIRELESS INTERNET ACCESS** – A Wireless Internet feed is available (free of charge) for media use before, during and after the game in both the Bob Miller Press Box and the Chick Hearn Press Room. Please consult a member of the Kings communications department for internet password information.

**TELEPHONES** – Charge-a-Call phones are available in the Bob Miller Press Box and the Chick Hearn Press Room for media to use before, during and after the game. If a telephone line is needed on a regular basis, please call the Tech Services-Telecom department at STAPLES Center (213/742-7264) to arrange for installation.



Bob Miller



Jim Fox



Patrick O'Neal



Heidi Androl



### TELEVISION

FOX Sports West continues its long-standing tradition of telecasting the Los Angeles Kings — which began in 1985 — by providing the most coverage of the Kings on television during the 2009-10 season. FOX Sports West provides 65 regular season games, all of which will be offered in High Definition (HD) for the first time in network history. Telecast coverage on FOX Sports West features Bob Miller in his 37th season as the "Voice of the Kings" while analyst, and former King, Jim Fox accompanies him for a 20th season in the booth.

FOX Sports West is also the destination for "Kings Live." Originating live from Chick Hearn Plaza, outside STAPLES Center, "Kings Live" provides unmatched access to the Kings. As an extension of the game telecast, "Kings Live" is a 30-minute post-game show for all prime-time home Kings games on FOX Sports West. Led by FOX Sports West reporter Patrick O'Neal with added game and player analysis from Fox, "Kings Live" commentary, interviews and signature segments further connect fans to the team.

In addition to the Kings, FOX Sports West is the home of the Los Angeles Lakers, Los Angeles Angels of Anaheim and Los Angeles Galaxy. Team-specific and locally-produced "Live" and original programming concepts air on FOX Sports West.

One of the nation's premier sports networks, FOX Sports West provides 24-hour sports programming to more than 6.8 million subscribers in Southern California, Nevada and Hawaii. Together, FOX Sports West and sister network PRIME TICKET present more live, local sports programming than any other network or broadcast system in the market. For complete national and regional sports news, provocative opinions, telecast schedules and updated statistics, log-on to [www.foxsports.com](http://www.foxsports.com).



Nick Nickson



Daryl Evans

### RADIO

One of the National Hockey League's most extensive and established radio networks, the Kings Radio Network – spearheaded by flagship radio station KTLK AM 1150 – takes exciting Kings action to the outer reaches of Southern California and beyond.

**WHERE YOU LISTEN TO THE KINGS** – The Kings are in the fourth season of a partnership

with KTLK AM 1150 (a Clear Channel Communications property) to serve as the club's flagship station. Preseason, regular and post-season games can be heard on the Kings flagship with play-by-play announcer Nick Nickson and color commentator Daryl Evans calling the action. Some affiliates may not carry all games (contact your local listing and/or affiliate for their broadcast schedule), and some games on AM 1150 may conflict (consult your local listings or visit [www.LAKings.com](http://www.LAKings.com) or [www.ktlkam1150.com](http://www.ktlkam1150.com)).

**WHERE YOU TALK ABOUT THE KINGS** – AM570 KLAC, the sister-station of AM 1150, is the strongest and most respected sports station in the market. Talk Kings hockey with AM570's lineup, which features local shows like Dan Patrick, Jim Rome, "The Loose Cannons" with Steve Hartman, Chris Myers & Vic "The Brick" Jacobs, Matt "Money" Smith and Petros Papadakis (PMS), Tony Bruno & JT "The Brick." For details log on to [www.am570radio.com](http://www.am570radio.com).

### KINGS RADIO NETWORK:

KTLK 1150 AM Southern California/Flagship  
KVTA 1520 AM Ventura, CA  
KMET 1490 AM Banning, CA  
KOSS 1380 AM Palmdale, CA

KGE0 1230 AM Bakersfield, CA  
KHTS 1220 AM Santa Clarita, CA  
KLOA 1240 AM Ridgecrest, CA



### SATELLITE

Skyview Networks specializes in providing turnkey satellite distribution and walk-away automation of radio broadcasts for sports networks. Currently, Skyview handles the distribution for 30 major league franchises – including the Kings – and four collegiate programs, and produces and distributes two state radio news networks.



## KINGS 2009-10 BROADCAST SCHEDULE

GM	DATE	OPPONENT	GAME	RADIO STATION	TELEVISION STATION
<b>OCTOBER</b>					
1	Oct. 3	Phoenix	7:30 p.m.	KLTK AM 1150	FS WEST
2	Oct. 6	San Jose	7:30 p.m.	KLTK AM 1150	FS WEST
3	Oct. 8	Minnesota	7:30 p.m.	KLTK AM 1150	FS WEST
4	Oct. 10	at St. Louis	5 p.m.	KLTK AM 1150	FS WEST
5	Oct. 12	at NY Islanders	11 a.m.	KLTK AM 1150	FS WEST
6	Oct. 14	at NY Rangers	4 p.m.	KLTK AM 1150	FS WEST
7	Oct. 15	at Detroit	4:30 p.m.	KLTK AM 1150	FS WEST
8	Oct. 17	at Columbus	4 p.m.	KLTK AM 1150	FS WEST
9	Oct. 19	at Dallas	5:30 p.m.	KLTK AM 1150	FS WEST
10	Oct. 22	Dallas	7:30 p.m.	KLTK AM 1150	FS WEST
11	Oct. 24	at Phoenix	6 p.m.	KLTK AM 1150	FS WEST
12	Oct. 25	Columbus	6 p.m.	KLTK AM 1150	FS WEST
13	Oct. 28	at San Jose	7:30 p.m.	KLTK AM 1150	FS WEST
14	Oct. 29	Vancouver	7:30 p.m.	KLTK AM 1150	FS WEST
<b>NOVEMBER</b>					
15	Nov. 2	at Phoenix	6 p.m.	KLTK AM 1150	FS WEST
16	Nov. 5	Pittsburgh	7:30 p.m.	KLTK AM 1150	FS WEST
17	Nov. 7	Nashville	1 p.m.	KLTK AM 1150	FS WEST
18	Nov. 9	at Chicago	5 p.m.	KLTK AM 1150	FS WEST
19	Nov. 11	at Carolina	4 p.m.	KLTK AM 1150	FS WEST
20	Nov. 13	at Atlanta	4:30 p.m.	KLTK AM 1150	FS WEST
21	Nov. 14	at Tampa Bay	4:30 p.m.	KLTK AM 1150	FS WEST
22	Nov. 16	at Florida	4:30 p.m.	KLTK AM 1150	FS WEST
23	Nov. 18	Philadelphia	7:30 p.m.	KLTK AM 1150	PRIME
24	Nov. 21	Calgary	1 p.m.	KLTK AM 1150	PRIME
25	Nov. 25	at Edmonton	6:30 p.m.	KLTK AM 1150	FS WEST
26	Nov. 26	at Vancouver	7 p.m.	KLTK AM 1150	FS WEST
27	Nov. 28	Chicago	7:30 p.m.	KLTK AM 1150	FS WEST
<b>DECEMBER</b>					
28	Dec. 1	at Anaheim	7:30 p.m.	KLTK AM 1150	* PRIME
29	Dec. 3	Ottawa	7:30 p.m.	KLTK AM 1150	FS WEST
30	Dec. 5	St. Louis	1 p.m.	KLTK AM 1150	FS WEST
31	Dec. 7	Calgary	7:30 p.m.	KLTK AM 1150	FS WEST
32	Dec. 9	at San Jose	7:30 p.m.	KLTK AM 1150	PRIME
33	Dec. 10	Phoenix	7:30 p.m.	KLTK AM 1150	FS WEST
34	Dec. 12	Dallas	7:30 p.m.	KLTK AM 1150	FS WEST
35	Dec. 14	at Vancouver	7 p.m.	KLTK AM 1150	FS WEST
36	Dec. 15	at Edmonton	6:30 p.m.	KLTK AM 1150	FS WEST
37	Dec. 17	at Calgary	6:30 p.m.	KLTK AM 1150	FS WEST
38	Dec. 26	at Phoenix	5 p.m.	KLTK AM 1150	FS WEST
39	Dec. 28	Minnesota	7:30 p.m.	KLTK AM 1150	FS WEST
40	Dec. 30	at Calgary	6:30 p.m.	KLTK AM 1150	FS WEST
41	Dec. 31	at Minnesota	5 p.m.	KLTK AM 1150	FS WEST
<b>JANUARY</b>					
42	Jan. 2	Washington	1 p.m.	KLTK AM 1150	FS WEST
43	Jan. 4	at San Jose	7:30 p.m.	KLTK AM 1150	FS WEST



**Bob Miller**



**Jim Fox**

## KINGS 2009-10 BROADCAST SCHEDULE

GM	DATE	OPPONENT	GAME	RADIO STATION	TELEVISION STATION
44	Jan. 7	Detroit	7:30 p.m.	KLTK AM 1150	FS WEST
45	Jan. 9	St. Louis	7:30 p.m.	KLTK AM 1150	FS WEST
46	Jan. 11	San Jose	7:30 p.m.	KLTK AM 1150	FS WEST
47	Jan. 14	Anaheim	7:30 p.m.	KLTK AM 1150	FS WEST
48	Jan. 16	Boston	1 p.m.	KLTK AM 1150	FS WEST
49	Jan. 19	San Jose	7:30 p.m.	KLTK AM 1150	FS WEST
50	Jan. 21	Buffalo	7:30 p.m.	KLTK AM 1150	FS WEST
51	Jan. 23	at Detroit	4 p.m.	KLTK AM 1150	FS WEST
52	Jan. 26	at Toronto	4 p.m.	KLTK AM 1150	FS WEST
53	Jan. 28	at Columbus	4 p.m.	KLTK AM 1150	FS WEST
54	Jan. 30	at Boston	4 p.m.	KLTK AM 1150	FS WEST
55	Jan. 31	at New Jersey	2 p.m.	KLTK AM 1150	FS WEST
<b>FEBRUARY</b>					
56	Feb. 2	NY Rangers	7:30 p.m.	KLTK AM 1150	FS WEST
57	Feb. 4	Anaheim	7:30 p.m.	KLTK AM 1150	FS WEST
58	Feb. 6	Detroit	1:00 p.m.	KLTK AM 1150	FS WEST
59	Feb. 8	at Anaheim	7 p.m.	KLTK AM 1150	* PRIME
60	Feb. 11	Edmonton	7:30 p.m.	KLTK AM 1150	FS WEST
61	Feb. 13	Colorado	7:30 p.m.	KLTK AM 1150	FS WEST
<b>MARCH</b>					
62	Mar. 2	at Dallas	5:30 p.m.	KLTK AM 1150	PRIME
63	Mar. 4	at Nashville	5 p.m.	KLTK AM 1150	FS WEST
64	Mar. 6	Montreal	7 p.m.	KLTK AM 1150	FS WEST
65	Mar. 8	Columbus	7:30 p.m.	KLTK AM 1150	FS WEST
66	Mar. 10	at Chicago	5:30 p.m.	KLTK AM 1150	FS WEST
67	Mar. 12	at Dallas	5:30 p.m.	KLTK AM 1150	FS WEST
68	Mar. 14	Nashville	Noon	KLTK AM 1150	PRIME
69	Mar. 18	Chicago	7:30 p.m.	KLTK AM 1150	FS WEST
70	Mar. 20	NY Islanders	7:30 p.m.	KLTK AM 1150	FS WEST
71	Mar. 22	Colorado	7:30 p.m.	KLTK AM 1150	FS WEST
72	Mar. 24	at Colorado	6 p.m.	KLTK AM 1150	FS WEST
73	Mar. 25	at St. Louis	5 p.m.	KLTK AM 1150	FS WEST
74	Mar. 27	Dallas	7:30 p.m.	KLTK AM 1150	FS WEST
75	Mar. 29	at Minnesota	6 p.m.	KLTK AM 1150	FS WEST
76	Mar. 30	at Nashville	5 p.m.	KLTK AM 1150	FS WEST
<b>APRIL</b>					
77	Apr. 1	Vancouver	7:30 p.m.	KLTK AM 1150	FS WEST
78	Apr. 3	Anaheim	7:30 p.m.	KLTK AM 1150	FS WEST
79	Apr. 6	at Anaheim	7 p.m.	KLTK AM 1150	* PRIME
80	Apr. 8	Phoenix	7:30 p.m.	KLTK AM 1150	FS WEST
81	Apr. 10	Edmonton	1 p.m.	KLTK AM 1150	FS WEST
82	Apr. 11	at Colorado	Noon	KLTK AM 1150	FS WEST

\*Indicates Ducks broadcast.

Pregame show "Kings Live" to air before select home games.

NOTE: All times Pacific, all dates and times subject to change.



**Nick Nickson**



**Daryl Evans**





## MICHAEL ALTIERI


### Vice President, Communications and Broadcasting

Michael Altieri is in his 15th season with the Kings, and in his current position he is responsible for overseeing all aspects of Kings communications, media relations, broadcasting and website departments. He is also responsible for managing the Kings branding efforts and all internal communications. In addition, Altieri assists in the day-to-day business operations of all departments as it relates to the club's revenues and serves as the corporate spokesperson for the Kings organization.

A member of the NHL's Communications Advisory Board, Altieri joined the organization in 1995 as a Media Relations Assistant and has served in a myriad of roles and capacities as it relates to media relations, communications, broadcasting and team operations. He was named to his current position prior to the start of the 2003-04 season.

Prior to the Kings, he served as Director of Public Relations for Forum Sports, Inc. (1993-95), where he promoted special events including professional roller hockey, indoor soccer and professional tennis and volleyball exhibitions. He also served as a Public Relations Assistant for the Lakers from 1992-95.

He resides in Holly Glen with his wife Milli and son Gabriel.



## JEFF MOELLER

### Senior Director, Communications

Jeff Moeller is in his 13th season full-time with the Kings and 15th overall, having started with the club as an intern in 1994. This is his second season as Senior Director of Communications (previously served as director, manager and coordinator), where he is active in guiding all facets of the club's communications, publicity and publication efforts, and all editorial aspects of the team's website, LAKings.com.

Previously, Moeller worked several major accounts for a local sports public relations/marketing firm, including Super Bowl XXXI and both Tyson-Holyfield championship bouts. He also worked as a PR game assistant for the Lakers (1995-97) and Angels (1995), and as a sports production assistant at KCBS-TV (1994-95).

He also has been published in nearly 40 magazines, newspapers and websites as a writer, and in 2005 he wrote and produced the Kings' first children's book, "Kyrsten and her Kings," with proceeds benefiting the Kings Care Foundation. He also has represented the NHL at two All-Star Games (1999 and 2000).

He lives in El Segundo with his wife Jill, and their daughter Sydnee-Anne and son Scott.



## MIKE KALINOWSKI

### Manager, Communications

Mike Kalinowski is in his fifth season with the Kings after serving as the Public Relations Director of the Manchester Monarchs, the primary affiliate of the Kings, the previous three seasons.

Kalinowski, who regularly travels with the team, plays a lead role in the production of publications like the Kings Media Guide and the Kings Season In Review book and he manages team information and oversees game night press operations. Additionally, Kalinowski serves as a video and podcast reporter at LAKings.com with his interviews regularly featured at both Kings Vision and at KingsKast, plus he also leads the website's Royal Road Report coverage. The former play-by-play broadcaster also filled in for the Kings as the club's radio commentator at the end of the 2006-07 season.

Prior to his appointment with the Monarchs in the summer of 2002, Kalinowski, a native of Alexandria, Minnesota, spent three seasons in the United Hockey League where he was honored as Public Relations Director of the Year at the close of the 2001-02 season.



## JEREMY ZAGER

### Supervisor, Communications and Broadcasting

Jeremy Zager is in his third season with the Kings after serving as the Director of Communications and Community Development for the Bakersfield Condors (ECHL) the previous year. With the Kings, he produces and distributes all Kings media information and manages game press operations, and handles administrative duties relating to the broadcasting division.

Prior to his stint in Bakersfield, Zager worked seven seasons with the San Diego Gulls (WCHL and ECHL). He was selected as the ECHL Media Relations Director of the Year in 2005 and 2006. In 2003, he was the co-recipient of the WCHL's Media Director of the Year award. From 2006-07, he served as the Communications Director for JMI Services, Inc. owned and operated by former San Diego Padres Chairman John Moores.

The Santa Clarita native graduated Summa Cum Laude and received his degree in journalism from San Diego State University in 2002 and was selected as the school's "Outstanding Journalism Graduate" for 2001-02.

# 2009-10 NATIONAL HOCKEY LEAGUE DIRECTORY



**GARY BETTMAN**  
*Commissioner*

**New York** 1185 Avenue of the Americas, New York, NY 10036  
212-789-2000, Fax: 212-789-2020, Communications Fax: 212-789-2080

**Montréal** 1800 McGill College Avenue, Suite 2600, Montréal, Québec, H3A 3J6  
514-841-9220, Fax: 514-841-1070

**Toronto** 50 Bay Street, 11th Floor, Toronto, Ontario, M5J 2X8  
416-359-7900, 416-359-7900, Communications Fax: 416-981-2769

#### Executive

Commissioner . . . . . Gary B. Bettman  
Deputy Commissioner . . . . . William Daly  
Chief Operating Officer . . . . . John Collins  
Senior Executive Vice President of Hockey Operations . . . . . Colin Campbell

#### Communications

Senior Vice President, Public Relations & Media (Toronto) . . . . . Gary Meagher  
Senior Vice President, Corporate Communications . . . . . Bernadette Mansur  
Group Vice President, Public Relations . . . . . Frank Brown  
Vice President, Public Relations & Player Development . . . . . Jamey Horan  
Statistician and Information Officer (Toronto) . . . . . Benny Ercolani  
Senior Director, News Services . . . . . Greg Inglis  
Director, Media Relations . . . . . John Dellapina  
Director, Public Relations (Toronto) . . . . . Julie Young  
Senior Publicist, Corporate Communications . . . . . Kerry McGovern  
Senior Manager, Public Relations (Toronto) . . . . . David Keon  
Manager, Public Relations . . . . . Schuyler Baehman  
Manager, Public Relations (Toronto) . . . . . Jennifer Raimondi  
Assistant, Public Relations . . . . . Celeste Velasco

## NHL – 2009-10

#### EASTERN CONFERENCE

Atlantic	Northeast	Southeast
New Jersey	Boston	Atlanta
New York Islanders	Buffalo	Carolina
New York Rangers	Montreal	Florida
Philadelphia	Ottawa	Tampa Bay
Pittsburgh	Toronto	Washington

#### WESTERN CONFERENCE

Central	Northwest	Pacific
Chicago	Calgary	Anaheim
Columbus	Colorado	Dallas
Detroit	Edmonton	Los Angeles
Nashville	Minnesota	Phoenix
St. Louis	Vancouver	San Jose

#### PLAYOFF FORMAT

The National Hockey League's 30 clubs are aligned into two conferences, each consisting of three divisions (Eastern Conference: Atlantic, Northeast, Southeast; Western Conference: Central, Northwest, Pacific). The number of teams qualifying for the 2010 Stanley Cup Playoffs remains at 16.

First-round playoff berths will be awarded to the first-place team in each division, as well as to the next five-best teams (based on regular-season point totals in each conference). The three division winners in each conference will be seeded first through third (in order of points) and the next five-best teams (in order of points) will be seeded fourth through eighth. In each conference, the team seeded #1 will play the team seeded #8; #2 vs. #7; #3 vs. #6 and #4 vs. #5 in the Conference Quarterfinal round. Home-ice in the Conference Quarterfinals is granted to those teams seeded first through fourth in each conference.

In the Conference Semifinals and Conference Finals, teams will be re-seeded according to the same criteria as the Conference Quarterfinals (division leaders will be seeded first and granted home-ice advantage while the remaining teams will be seeded in order of regular-season points).

Home-ice advantage in the Stanley Cup series will be determined by points.

All series remain best-of-seven.



## NHL – 2009-10 CRITICAL DATES

### September

30 Opening Day Playing Rosters set (12:00 p.m. PT)

### October

1 Hockey Fights Cancer Awareness Month  
1 Opening Night - **92nd NHL Regular Season begins**  
1 San Jose @ Colorado - Joe Sakic's number #19 retired  
2 NY Rangers at Pittsburgh (Stanley Cup Banner raised)  
2-3 NHL Premiere - Chicago Blackhawks vs. Florida Panthers (Helsinki, Finland)  
2-3 NHL Premiere - Detroit Red Wings vs. St. Louis Blues (Stockholm, Sweden)

### November

4-7 U20 4 Nations Cup  
7 Hockey Hall of Fame Game (Detroit Red Wings at Toronto Maple Leafs)  
8 Hockey Hall of Fame Legends Game (Canada vs. World)  
9 Hockey Hall of Fame Induction Ceremony (Toronto, ON)  
Inductees: Brett Hull, Brian Leetch, **Luc Robitaille**, Steve Yzerman (Player category); Lou Lamoriello (Builder category)

### December

19-27 Holiday Roster Freeze in effect. For all players on an NHL active roster, injured reserve, or players with non-roster and injured non-roster status as of midnight, local time, December 19, a roster freeze shall apply through midnight local time December 27, with respect to waivers, trades and loans, subject to the exceptions provided for in CBA Article 16.10.  
24-25 No scheduled practices - dressing rooms closed  
26 – Jan.5 IIHF World U20 Championship (Saskatoon & Regina, Canada)

### January

1 2010 Bridgestone NHL Winter Classic - Philadelphia at Boston (Fenway Park, Boston)  
29-31 Hockey Weekend Across America (USA Hockey)

### February

1 Hockey is for Everyone Month  
14 Last NHL games before Olympic break  
15-23 2010 Winter Olympic Break: No scheduled practices - dressing rooms closed  
16 Olympic Hockey tournament begins (Vancouver, Canada)  
22 30th Anniversary of 'Miracle on Ice' game (1980)  
26 Olympic Bronze medal game  
28 Olympic Gold medal game

### March

1 NHL Regular season resumes after Olympic break  
3 Trade deadline (12:00 p.m. PT)

### April

8-10 NCAA Frozen Four (Ford Field, Detroit)  
11 Last day of 2009-2010 regular season  
13-23 IIHF U18 World Championship (Mogilev & Bobruisk, Belarus)  
14 Stanley Cup Playoffs begin

### May

7-23 IIHF World Championship (Mannheim & Gelsenkirchen, Germany)  
14-23 2010 Mastercard Memorial Cup (Brandon, MB)  
24-29 NHL Combine (Toronto, ON)

### June

18 Last possible day for 2009 Stanley Cup Final  
TBA 2010 NHL Awards (Las Vegas, Nevada)  
TBA NHL Entry Draft (Location: TBA)

# LOS ANGELES KINGS™

## FOLLOW YOUR KINGS ON THE WEB

**twitter™**

[www.twitter.com/lakingshockey](http://www.twitter.com/lakingshockey)

### Join the Kings on Twitter for:

#### Contests

"Tweet your best Kings themed pickup line to @LAKingsHockey by 2pm PT Tues. to enter to win a signed picture of Johnson!"

#### Trivia

"On this day in 2003 the Kings signed a free-agent forward and a goaltending prospect. Who were they?"

### Breaking News

"Details still to be worked out, but close to signing defenseman Rob Scuderi to a multi-year contract. More news to come soon."

### Exclusive Quotes

"I'm going to come to LA in good shape with a great attitude. I can't wait for camp"

– 2009 first round draft pick Brayden Schenn

"Just had two toasted hot dogs and poutine...only in Montreal!! – Luc Robitaille

**myspace®**  
a place for friends

[www.myspace.com/officiallosangeleskings](http://www.myspace.com/officiallosangeleskings)

**Linked in®**

[www.lakings.com/linkedin](http://www.lakings.com/linkedin)

**facebook.**

[www.facebook.com/officiallosangeleskings](http://www.facebook.com/officiallosangeleskings)

Branch out from your social network with The Official Los Angeles Kings Facebook page- Kings fans' place for articles, contests, breaking news and exclusive content. Fans from around the world go to Facebook to network with the Kings and other fans!

**facebook**



**VISIT THE NEW LAKINGS.COM**



- SLEEK NEW LOOK
- ENHANCED SEARCH CAPABILITIES (ARTICLES, AUDIO & VIDEO)
- THE KINGDOM MESSAGE BOARD
- NEW-LOOK TICKETING PAGE

**CHAT ON THE KINGDOM MESSAGE BOARDS**



**WATCH VIDEOS ON KINGS VISION**



# NHL HOCKEY OPERATIONS

## Order of Selection for 2010 Entry Draft

The NHL's annual Draft Drawing is a weighted lottery system to determine the order of selection for the first 14 picks of the 2010 Entry Draft.

The 14 teams that did not qualify for the Stanley Cup Playoffs, or clubs that acquired those clubs' 2010 first-round draft picks, participate in the Drawing.

The Club selected in the drawing may not move up more than four positions in the draft order, thus only the five Clubs with the fewest regular-season points have the opportunity to receive the first overall selection.

No Club can move down more than one position as a result of the Draft Drawing.

In the first round of the 2010 Entry Draft, the order of selection is as follows:

- The first 14 selections, as determined by the Draft Drawing (see above);
- Clubs eliminated in the first two rounds of the 2010 Stanley Cup Playoffs, regular-season division winners excluded, in inverse order of points;
- Regular-season division winning clubs eliminated in the first two rounds of the 2010 Stanley Cup Playoffs, in inverse order of points;
- Clubs eliminated in the 2010 Conference Finals, in inverse order of points;
- Stanley Cup Finalist
- Stanley Cup champion

In the second and subsequent rounds the order of selection is as follows:

- Non-playoff clubs in inverse order of points;
- Clubs eliminated in the first two rounds of the 2010 Stanley Cup Playoffs, regular-season division winners excluded, in inverse order of points;
- Regular-season division winning clubs eliminated in the first two rounds of the 2010 Stanley Cup Playoffs, in inverse order of points;
- Clubs eliminated in the 2010 Conference Finals, in inverse order of points;
- Stanley Cup Finalist
- Stanley Cup champion

## Eligibility for Claim

- All Players age 18 or older are eligible for claim in the Entry Draft, except:
  - a Player on the Reserve List of a Club, other than as a try-out;
  - a Player who has been claimed in two prior Entry Drafts;
  - a Player who previously played in the League and became a Free Agent pursuant to this Agreement;
  - a Player age 21 or older who: (A) has not been selected in a previous Entry Draft and (B) played hockey for at least one season in North America when he was age 18, 19, or 20 and shall be eligible to enter the League as an Unrestricted Free Agent pursuant to Article 10.1(d); and 18
  - a Player age 22 or older who has not been selected in a previous Entry Draft and shall be eligible to enter the League as an Unrestricted Free Agent pursuant to Article 10.1(d).

## Unsigned Draft Choices

a) A player aged 18 or 19 who was selected in the first three rounds of the Entry Draft and who was not signed by his NHL Club may not be retained by the Club and must be returned to his junior Club no later than the day prior to the opening of the NHL regular season.

b) A player aged 18 or 19 who was selected in the fourth or subsequent rounds who has not been signed by his NHL Club may not be retained by his Club and must be returned to his junior Club no later than the fourth day prior to the opening of the NHL regular season.

## Entry Level Players

1. Players 18 through 21 years of age when signing their first contract must remain in the entry-level system for a period of three years; players age 22 and 23 when signing their first contract are in the entry level system for two years; while those age 24 when signing their first contract are in the entry level system for one year. Age is defined as the player's age on September 15 of the calendar year in which he signs the contract, regardless of his actual age on the date he signs such contract.

2. In the event that a signed 18 or 19-year-old player does not play a minimum of 10 NHL games (regular season and/or playoffs) in his first season under contract, the term of his player contract and his number of years in the entry level system will be extended for a period of one year. The exception to this is a 19-year-old player who turns 20 years of age between September 16 and December 31 in his first contract year.

3. In the event that a player signs his first contract at age 18 and has had his Player Contract extended for one season already, and such player does not play at least 10 NHL games (regular season and/or playoffs) in the second season under that player's Player Contract, then the term of his Player Contract and his number of years in the Entry Level System shall be extended for one additional year.

## 23-Man Roster

There may be a maximum of 23 players on each Club's playing roster at any one time from the commencement of the NHL regular season through the trade deadline. Prior to the start of the season, each Club must submit to the NHL its "Opening Day Playing Roster" which shall be comprised of not more than 23 players. Each Club must have a roster of at least 20 players, composed of 18 skaters and two goaltenders. Players on Injured Reserve do not count in the 23-Man Roster limit.

## Injured Reserve List

In the event that a player is injured and a Club wishes to place him on the Injured Reserve List, the Club must follow these procedures.

- A Club may place a player on the injured reserve list if such player is injured, disabled or ill and unable to perform his duties as a hockey player after having passed the Club's initial physical examination in that season.
- A player who has an injury that renders him physically unable to play for a minimum of seven days after that date of the injury can be placed on the Club's Injured Reserve List. Once a player is placed on the injured reserve, the Club may replace said player on its NHL roster with another player. All determinations that a player has suffered an injury warranting injured reserve status must be made by the Club's medical staff and in accordance with the Club's medical standards.
- A player placed on Injured Reserve is ineligible to compete in NHL games for a period of not less than seven days from the date of injury.
- Players on Injured Reserve may attend Club meetings and meals, travel with the Club and participate in practice sessions.
- Players on Injured Reserve are prohibited from appearing in games, participating in pre-game warm-ups with their Clubs, or dressing in game uniforms on game days.

## Regular Season Waivers

For purposes of Regular Waivers and Re-Entry Waivers, the five (5) year exemption for an 18 year old skater and the four (4) year exemption for a 19 year old skater shall both be reduced to three (3) years commencing the first season that the 18 or 19 year old skater plays in eleven (11) NHL Games or more. The next two (2) seasons, regardless of whether the skater plays any NHL Games in either season, shall count as the second and third years toward satisfying the exemption. For purposes of Regular Waivers and Re-Entry Waivers, the six (6) year exemption for an 18 year old goalie and the five (5) year exemption for a 19 year old goalie shall both be reduced to four (4) years commencing the first season that the 18 or 19 year old goalie plays in eleven (11) NHL Games or more. The next three (3) seasons, regardless of whether the goalie plays any NHL Games in any of those three (3) seasons, shall count as the next three (3) years toward satisfying the exemption.

The first season in which a Player who is age 20 or older plays in one (1) or more Professional Games shall constitute the first year for calculating the number of years he is exempt from Regular Waivers and Re-Entry Waivers.

A Player 25 years old or older who plays in one (1) or more Professional Games in any season shall be exempt from Regular Waivers and Re-Entry Waivers for the remainder of that season.

## Tie-Breaking Procedures

At the conclusion of the regular season, the standing of the teams in each Conference shall be determined in accordance with the following priorities in the order listed:

- First place in each of the three (3) divisions seeded 1, 2, and 3.
- The higher number of points earned by the Club.
- The greater number of games won by the Club.
- The higher number of points earned in games against each other among two (2) or more Clubs having equal standing under priority (b) and (c) \*\*
- The greater differential between goals scored for and against by Clubs having equal standing under priority (d).

\*\* NOTE: For the purpose of determining standing under priority (d) for two or more tied Clubs that have not played an even number of games with one or more of the other tied Clubs, the first game played in the city that has the extra game (the "odd game") shall not be included. When more than two Clubs are tied, the percentage of available points earned in games among each other (and not including any "odd games") shall be used to determine standing.





# NHL 2009-10 ON-ICE OFFICIALS

## REFEREES

NAME	No.
AUGER, Stephane	15
*BANFIELD, David	44
*CHARRON, Frances	46
*CIAMAGA, Chris	41
DEVORSKI, Paul	10
DWYER, Gord	19
FRASER, Kerry	2
FURLATT, Eric	27
HASENFRATZ, Mike	30
*HEBERT, Ghislain	49
JACKSON, Dave	8
JOANNETTE, Marc	25
KIMMERLY, Greg	18
KOWAL, Tom	32
KOZARI, Steve	40
*L'ECUYER, Frederick	48
LARUE, Dennis	14
LEE, Chris	28
LEGGO, Mike	3
MARQUELLI, Dan	6
MARTELL, Rob	26
MCCAULEY, Wes	4
McCREARY, Bill	7
MEIER, Brad	34
MORTON, Dean	36
O'HALLORAN, Dan	13
O'ROURKE, Dan	9
PEEL, Tim	20
POCHMARA, Brian	43
POLLOCK, Kevin	33
*REHMAN, Kyle	37
ROONEY, Chris	5
ST. LAURENT, Francois	38
ST. PIERRE, Justin	45
SUTHERLAND, Kelly	11
VAN MASSENHOVEN, Don	21
WALSH, Ian	29
WATSON, Brad	23

\* minor league official

## LINESMEN

NAME	No.
AMELL, Derek	75
BARTON, Steve	59
BRISEBOIS, David	96
CAMERON, Lonnie	74
CHAMPOUX, Pierre	67
CHERREY, Scott	50
CORMIER, Michel	76
CVIK, Mike	88
DEVORSKI, Greg	54
DRISCOLL, Scott	68
GALLOWAY, Ryan	82
GIBBS, Darren	66
HENDERSON, Don	91
HEYER, Shane	55
KOVACHIK, Brad	71
LAZAROWICH, Brad	86
MACH, Brian	78
McELMAN, Andy	90
MILLER, Steve	89
MORIN, Jean	97
MURPHY, Brian	93
MURRAY, Jonny	95
NANSEN, Derek	70
NELSON, Thor	80
NOWAK, Tim	77
*PANCICH, Bryan	94
PARÉ, Mark	79
RACICOT, Pierre	65
RODY, Vaughan	73
SCHACHTE, Dan	52
SEITZ, Lyle	61
SERICOLO, Anthony	84
SHARRERS, Jay	57
SHEWCHYK, Mark	92
WHEELER, Mark	56

# Los Angeles Times



latimes.com/kings



## HOW TO FIGURE

**Assist:** An assist is awarded to the player or players (maximum of two) who touched the puck prior to the goal, provided no defender plays or possesses the puck in between.

**Game Played:** A player receives credit for playing in a game if: i) he steps on the ice during time played or; ii) serves any penalty.

**Game-Winning Goal:** After the final score has been determined, the goal which leaves the winning Club one goal ahead of its opponent is the game-winning goal (example: if Team A beats Team B 8-3, the player scoring the fourth goal for Team A receives credit for the game-winning goal).

**Goal:** A goal is awarded to the last player on the scoring Club to touch the puck prior to the puck entering the net.

**Goals-Against Average:** Multiply goals allowed (GA) by 60 and divide by minutes played (MINS).

**Goaltender:** A goaltender receives a "W" for a win in regulation, overtime or shootout; an "L" for a loss in regulation; or an "OT" for a loss in overtime or shootout.

**Penalty-Killing Pct.:** Subtract total number of power-play goals allowed from total number of shorthanded situations to get total number of power-plays killed. Divide the total number of power-plays killed by the total number of shorthanded situations.

**Plus-Minus:** A player receives a "plus" if he is on the ice when his Club scores an even-strength or shorthand goal. He receives a "minus" if he is on the ice for an even-strength or shorthand goal scored by the opposing Club. The difference in these numbers is considered the player's plus-minus statistic.

**Power-Play Goal:** A goal scored by a Club while it has a manpower advantage due to an opponent's penalty. Following are some examples of what is and is not considered a power-play goal:

- if a Club has an advantage on a minor penalty starting at 2:02 of the period and it scores at 4:02, the goal is not a power-play goal.
- if a Club scores on a delayed penalty, the goal is not a power-play goal.
- if a Club has an advantage due to a five-minute major or match penalty, that Club is always credited with having one more advantage than the number of power-play goals it scores during that advantage, because the penalty does not expire. A new advantage begins after each power-play goal. For example, if Team A scores three goals during a major penalty, it is credited with four advantages.
- if a Club is on a power-play for any length of time, it is considered to have had an advantage.
- if a minor penalty is incurred by a Club on a power-play due to a major penalty, a new advantage is given to that Club when its minor penalty expires, provided the opponent's major penalty is still in effect.

**Power-Play Percentage:** Total number of power-play goals divided by total number of power-play opportunities.

**Save Percentage:** Subtract goals allowed (GA) from shots against (SA) to determine saves. Then divide saves by shots-against.

**Shooting Percentage:** Divide the number of goals scored by the number of shots taken.

**Shorthand Goal:** A goal scored by a Club while it is at a manpower disadvantage. The same cases apply for shorthand as for power-play goals, but in the opposite manner.

**Shot on Goal:** If a player shoots the puck with the intention of scoring and if that shot would have gone in the net had the goaltender not stopped it, the shot is recorded as a "shot on goal".


**Shutout:** If two goaltenders combine for a shutout, neither receives credit for the shutout. Instead it is recorded as a Club shutout.

**Tenths of a Second:** If a penalty or goal occurs in the last minute, the time is rounded off to the previous second (ex: if a penalty is called with 12.4 seconds left in a period, the time is indicated as 19:47 and not 19:48.)

**Coaches Record:** A coach receives a "W" for a win in regulation, overtime or shootout; an "L" for a loss in regulation; or an "OT" for a loss in overtime or shootout.

**\*\*NOTE:** No individual skater/goaltender statistics apply for the shootout.

## GREAT KINGS MOMENTS IN STAPLES CENTER HISTORY



AEC

**October 20, 1999 – The Kings played their first game at STAPLES Center against the Boston Bruins. The game also marked the first sporting event at the new downtown arena.**



## STAPLES CENTER

STAPLES Center, back-to-back recipients of the prestigious Pollstar-CIC **Arena of the Year** award, will celebrate its 10th Anniversary in the coming season. With a reputation unrivaled worldwide, the arena has clearly established itself as the Sports and Entertainment Center of the World.

Beginning with Bruce Springsteen and the E Street Band's opening night concert on October 17, 1999, over 28 million guests have come to the AEG owned and operated STAPLES Center to attend a schedule of prestigious concerts, sporting events, family shows and other major attractions unmatched by any arena.

As the home of four professional sports franchises — the NBA's Los Angeles Lakers and Los Angeles Clippers, the NHL's Los Angeles Kings, and the WNBA's Los Angeles Sparks — STAPLES Center has proven to be a home court advantage for the local teams. The Lakers, who in June 2009, captured their fourth NBA Championship since moving to STAPLES Center (the 15th in franchise history), also capped-off each of their first three seasons in the arena by also winning NBA Championships while the Sparks captured back-to-back WNBA Championships in their first two STAPLES Center campaigns. The Kings and Clippers also set franchise records for attendance and sellouts since moving into their 'new home.'

STAPLES Center continues to distinguish itself as the host of major, high-profile events of national and international distinction including the 2004 NBA All-Star Game, the 2002 NHL All-Star Game, 2002 U.S. Figure Skating Championships, the 2000 Democratic National Convention, 2009 ISU World Figure Skating Championships, nine GRAMMY Award shows, seven X Games competitions, three WTA Tour Championships, eight Pac 10 Men's Basketball Championship tournaments and the Michael Jackson Public Memorial Service on July 7, 2009.

STAPLES Center's first ten years have also been marked with performances and special events that brought international stature to Los Angeles' sports & entertainment icon including concerts starring Prince, U2, Garth Brooks, Usher, Paul McCartney, Don Henley, Madonna, Christina Aguilera, Justin Timberlake, Phil Collins, the Rolling Stones, Dave Matthews, Britney Spears, Rod Stewart, Eric Clapton, Janet Jackson, Simon & Garfunkel, Van Halen, Dixie Chicks, Counting Crows,




John Mayer, Shania Twain, Peter Gabriel, Ricky Martin, Tina Turner, Kanye West, Jonas Brothers, Taylor Swift, Luis Miguel, Billy Joel, Lionel Ritchie, Reba McEntire, Crosby, Stills, Nash & Young, Faith Hill & Tim McGraw, Kenny Chesney, Rod Stewart, Tool, Shakira, Depeche Mode, Cher, Bette Midler, Keith Urban, Mariah Carey, Eurythmics, Googoosh, The Police, Beyonce, Mana, Marco Antonio Solis, and a New Year's Eve spectacular starring The Eagles, Jackson Browne and Linda Ronstadt; world championship boxing including Lennox Lewis vs. Vitali Klitschko for the World Heavyweight Championship, "Sugar" Shane Mosley vs.

Oscar De La Hoya and Roy Jones, Jr. vs. Julio Gonzalez, and the first-ever Latin Grammy Awards. In addition, the arena hosted eleven sold-out WWE dates, Michael Flatley's Feet of Flames, Champions on Ice, UFC 39, Ringling Bros. & Barnum and Bailey Circus, and the Harlem Globetrotters.

Through the activities of the STAPLES Center Foundation, the people of Los Angeles have also been touched in a different way. Dedicated to improving the quality of life for the youth in the greater Los Angeles area through grants and educational and recreational programming, the Foundation has placed a special emphasis on contributing to low income neighborhoods surrounding the arena.

Over \$10 million has already been pledged to community organizations by the STAPLES Center Foundation including \$1 million grants to Inner-City Arts (a public private partnership non-profit organization that provides



much needed arts education for downtown elementary and middle school students) and the Walt Disney Concert Hall, home to the Los Angeles Philharmonic along with a recent \$750,000 commitment to A Better LA, an organization founded by Pete Carroll and dedicated to supporting local communities in their goal to reduce gang violence by empowering change in South Los Angeles.



of L.A. LIVE and of the downtown Los Angeles skyline. A newly redesigned season ticket holder lounge is located along the main concourse. The TEAM LA Store located on the main concourse is a retail store featuring official merchandise from the teams and events that call STAPLES Center home. Finally, the arena provides 55 public restrooms including three "family" restrooms.

Perhaps the greatest emphasis throughout STAPLES Center's development has been the recruitment and training of its guest services staff. The STAPLES Center experience is second-to-none from the entertainment environment to the staff's commitment to making every guest's visit a memorable one. Never before has an arena had the amenities, features and commitment to quality service that STAPLES Center offers to the fans and the City of Los Angeles. STAPLES Center continues to set new standards for the arena industry.

The STAPLES Center story is not yet complete. The owners and operators of the venue, AEG is currently overseeing the final development stages of L.A. LIVE, a 4 million square foot / \$2.5 billion downtown Los Angeles sports, residential & entertainment district adjacent to STAPLES Center and the Los Angeles Convention Center featuring the recently opened Club Nokia, a 2,300 capacity live music venue, Nokia Theatre L.A. LIVE, a 7,100-seat live theatre, a 54-story, 1001-room convention "headquarters" destination (featuring The Ritz Carlton and JW Marriott hotels and 224 luxury condominiums – The Ritz Carlton Residences at L.A. LIVE – all in a single tower), a 14-screen Regal Cineplex (opening this November) and broadcast facilities for ESPN.

L.A. LIVE is rapidly becoming the region's most in-demand and busiest hospitality locations featuring 260,480 sf of conference center and ballroom facilities, world-class restaurants including the ESPN Zone, Farm of Beverly Hills, Flemings Steak House and Wine Bar, Katsuya, Lawry's Carvery, New Zealand Natural Ice Cream, Rock 'N Fish, Rosa Mexicano, Starbucks, Trader Vic's, Yard House, Wolfgang Puck Bar and Grill and others, a 100,000 sf special events deck, the famous Lucky Strike Lanes and Lounge, the celebrity owned Conga Room, a one-of-a-kind GRAMMY Museum, saluting the history of music and the genre's best known awards show all centered around Nokia Plaza L.A. LIVE, a 40,000 sf outdoor event space.

STAPLES Center has also "adopted" Tenth Street Elementary School located in the heart of the Pico-Union section of downtown Los Angeles. Together, the staffs of the arena and the school have developed a groundbreaking public-private educational partnership benefiting the school in the form of grants, fundraising and an in-school volunteer program in which STAPLES Center's executives regularly participates.

STAPLES Center has been designed with the fans of Los Angeles in mind. Guests who attend events are treated to the finest entertainment experience imaginable. The arena has over 1,000 flat panel televisions and (as part of a specially designed \$1.5 million facility sound system) 675 separate speakers outside of the seating area, so fans never miss any of the sights or sounds of a STAPLES Center event. Also featured is a \$2 million specialty lighting package and other state-of-the-art industry amenities.

Along STAPLES Center's five concourses are 23 refreshment stands offering a variety of dining choices including the City View Grill, a one-of-a-kind outdoor dining experience with a spectacular view





## STAPLES CENTER – VITAL STATISTICS



1111 South Figueroa  
(corner of Figueroa and  
and Chick Hearn Court)  
(213) 742-7100

**Fax:** (213) 742-7297

**TDD/TTY:** (213) 742-7TTY (742-7889)

**Box office:** (213) 742-7340

**FOX Sports Sky Box:** (213) 742-7345

(open during most events)

**TEAM LA store:** (213) 742-7852 (open daily)

**Event Hotline:** (877) 305-1111

**www.staplescenter.com**

### Seating

18,997 for Los Angeles Lakers  
19,060 for Los Angeles Clippers  
18,118 for Los Angeles Kings  
12,947 for Los Angeles Sparks  
20,000 for Concerts  
20,000 for Boxing  
160 Luxury Suites  
18 Event Suites (available on an event by event basis)  
2,500 Premier Seats  
2/3 of arena seating is in the lower level

### Fan Conveniences

5 concourses: two public, three private  
23 refreshment stands  
55 restrooms  
8-sided center display/video scoreboard  
(Mitsubishi Diamond Vision)  
10 elevators  
11 escalators  
Wachovia Banking Service Center (located on west side of the Main Concourse)  
TEAM LA store featuring official merchandise of the Los Angeles Lakers, Kings, Clippers, Sparks, special events and STAPLES Center  
1,000 flat screen televisions  
City View Grill (located at north end of Upper Concourse)  
3,300 parking spaces owned or operated by STAPLES Center within four blocks of the arena (less than an eight minute walk)  
Private lounge open to season seats holders located on the east side of the main concourse

### Event Facilities

15,000 square foot marshalling area  
Access for six television production trucks  
12 dressing/locker rooms  
Team-exclusive locker rooms for the Los Angeles Kings, Los Angeles Lakers, Los Angeles Clippers, Los Angeles Avengers & Los Angeles Sparks  
Three complete television control rooms – including HD broadcast capabilities

### Building Dimensions

Over one million square feet  
10-acre site  
764 feet from office prow to rear of arena  
502 feet from end to end of Super Truss  
150 feet from event floor to highest point of roof

### State-of-the-Art Technology

1,000 flat screen televisions  
Fully digital television production control room  
\$2 million specialty lighting package  
\$1.5 million Bose facility sound system  
125,500 watts of audio amplification  
34 fixed broadcast camera positions  
DIRECTV provides programming throughout arena  
79 media patch panels  
148,000 feet of fiber optic cable

### Total Cost

\$407 million

### Fastest Changeover

Hockey to Basketball: 1 hour, 50 minutes  
STAPLES Center has completed over 75 doubleheaders in its first nine seasons

### Press Areas

Chick Hearn Press Room

Bob Miller Press Box  
Nick Nickson Broadcasting Center

### Construction Figures

2,500 tons of structural steel  
19½ million pounds of rebar  
73,000 cubic yards of concrete  
2,950 pre-cast concrete pieces  
14 miles of telephone/data cable  
2,865,000 square feet of drywall  
3,800,000 feet of broadcast production cable  
32,500 square yards of carpeting  
81,000 square feet of Terrazzo tile

### Project

AEG and L.A. Arena Company – owner/developer  
PCL Construction – general contractor  
NBBJ Sports and Entertainment – architects

### Arena Highlights

Over 2,250 events from October 17, 1999 through October 17, 2009  
Over 28 million guests have entered through STAPLES Center's turnstiles in nine years  
STAPLES Center named "Best New Major Concert Venue" – Jan. 2000  
STAPLES Center named "Arena of the Year" – Jan. 31, 2001  
STAPLES Center named "Arena of the Year" for 2nd consecutive year – Feb. 9, 2002

### Key Dates

Staples Inc., becomes "Naming Rights Partner":  
December 1, 1997  
Groundbreaking: March 26, 1998  
First Public Event: October 17, 1999 – Bruce Springsteen and the E Street Band  
First Hockey Game: October 20, 1999 – Los Angeles Kings vs. Boston Bruins  
First Regular Season NBA Basketball Games:  
November 2, 1999 – Los Angeles Clippers vs. Seattle Supersonics  
November 3, 1999 – Los Angeles Lakers vs. Vancouver Grizzlies  
Annual Grammy Awards – Feb. 23, 2000, Feb. 21, 2001, Feb. 27, 2002, Feb. 8, 2004, Feb. 13, 2005, Feb. 8, 2006, Feb. 11, 2007, Feb. 10, 2008  
First Arena Football League Game: April 9, 2000 – L.A. Avengers vs. Oklahoma  
Oscar de la Hoya vs. "Sugar" Shane Mosley Championship Fight – June 17, 2000  
Los Angeles Lakers win NBA Championship – June 19, 2000  
2000 Democratic National Convention – August 14-17, 2000  
First Ever Latin Grammy Awards – September 1, 2000  
First Regular Season WNBA Basketball Game:  
June 5, 2001 – Los Angeles Sparks vs. Cleveland Rockers  
Los Angeles Sparks win WNBA Championship – September 1, 2001  
2002 U.S. Figure Skating Championships – January 6-13, 2002  
52nd NHL All-Star Weekend – February 1-2, 2002  
Pac-10 Basketball Tournament – March 7-9, 2002, March 13-15, 2003, March 11-13, 2004, March 10-12, 2005, March 8-11, 2006, March 7-10, 2007, March 12-18, 2008  
WTA Tour Championships – Nov. 6-11, 2002, Nov. 5-10, 2003, Nov. 10-15, 2004, Nov. 8-13, 2005  
Lennox Lewis vs. Vitali Klitschko heavyweight championship fight, June 21, 2003  
ESPN X Games – August 14-17, 2003, August 5-8 2004, August 4-7, 2005, August 3-4, 2006, August 2-3, 2007, July 31- August 1, 2008  
NBA All-Star Game – February 15, 2004  
Garth Brooks in Concert – Five Benefit Concerts in Two Days, January 25-26, 2008  
Shane Mosley vs. Antonio Margarito, WBA Welterweight Championship – January 24, 2009  
ISU World Figure Skating Championships – March 24-29, 2009  
Michael Jackson Public Memorial Service – July 7, 2009

### Arena Partners

Staples, Inc. – Naming Rights Partner (20 year deal)  
FOX Entertainment Group – Entertainment Partner  
American Express – Founding Partner  
Anheuser-Busch – Founding Partner  
Wachovia – Founding Partner  
DIRECTV – Founding Partner  
McDonald's – Founding Partner  
AT&T – Founding Partner  
Pepsi-Cola Company – Founding Partner  
Semptra Energy – Founding Partner  
The Home Depot – Founding Partner  
Toyota Motor Sales, U.S.A. – Founding Partner

## STAPLES CENTER FOUNDATION



STAPLES Center Foundation has established a number of partnerships in the Los Angeles community to assist charities in raising funds and awareness for their organizations with a special emphasis on the low-income neighborhoods surrounding the arena. The Foundation has donated more than \$10 million in financial and in-kind support to many community-based organizations, including major partnerships with the following programs:

- **A Better LA** – Founded by USC football head coach Pete Carroll, A Better LA is committed to supporting local communities in their goal to reduce gang violence by empowering change in South Los Angeles. STAPLES Center Foundation has committed \$750,000 to A Better LA over a three-year period.
- **Eisner Pediatric & Family Medical Center** – This quality-focused, non-profit community health center is dedicated to improving the physical, social and emotional well-being of people in the communities of downtown Los Angeles, regardless of income. STAPLES Center Foundation has pledged \$250,000 to fund the Center's speech and developmental delays program.
- **Inner-City Arts** – More than \$1 million has been donated to Inner-City Arts, a non-profit in the heart of the "skid row" area of downtown Los Angeles founded in 1989 in response to severe budget cutbacks that completely removed arts from the California public education system. Each day, 450 children are offered courses in animation, ceramics, creative writing, dance, drama, music and visual arts in this beautiful 20,000 square foot facility.
- **10th Street Elementary School** – Located in Pico Union and officially adopted by the STAPLES Center Foundation, this elementary school serves 1700 students from first to fifth grade. Just walking distance from the arena, STAPLES Center proudly hosts the students' 5th grade culmination ceremony. Every week, staff members from the STAPLES Center read with a group of students as part of the Everybody Wins! Power Lunch program and the Foundation recently provided college scholarships to some of the students who were among the first to graduate in the arena.



STAPLES Center team at the United Way Homewalk.

### COMMUNITY GRANTS PROGRAM

**The Macro Grant Program** assists established programs that enhance recreational and educational opportunities for youth in the Los Angeles area. Special emphasis is given to those organizations located within a three-mile radius of the arena and can represent a "match" for additional funding. Current recipients include: Challengers Boys and Girls Club; Everybody Wins! Los Angeles; Salvation Army Red Shield Center, Silverlake Conservatory of Music and the Youth Orchestra Los Angeles.

**The Micro Grant Program** assists and promotes civic and cultural events such as street festivals, parades and other community improvement projects and also assumes the costs of charity events held within the arena. Current recipients include: Heart of Los Angeles (HOLA), Peace Over Violence, The Posse Foundation and United Friends of the Children.

### STAR PLAZA AT STAPLES CENTER

STAPLES Center is the home to many of the greatest sports and entertainment events in the country. Fans and supporters have the opportunity to honor, memorialize and thank family members and friends on a personalized "star" that is prominently displayed at the Star Plaza entrance of the arena at Figueroa and 11th Street. All funds from the sale of the stars directly benefit STAPLES Center. For more information, please call 213.742.7166.





ICE SKATE AT  
THE SOUTH BAY'S

Book your  
child's next  
birthday party  
with us!

# COOLEST family fun center!

- Public Sessions Daily  
(with rental skates for all ages  
and sizes)
- Learn to Skate/Play Hockey
- Youth & Adult Hockey Leagues
- Figure Skating
- Birthday Parties
- Camps & Special Events



**TOYOTA**  
SPORTS CENTER

555 N. Nash Street, El Segundo, CA 90245 • 310.535.4400

For special web coupon offers, skate to the 'net...  
[www.ToyotaSportsCenter.com](http://www.ToyotaSportsCenter.com)



SKATE WHERE YOUR LOS ANGELES KINGS PRACTICE!



**KINGS**  
*Ice* CREW



**METALS  
JEANS**

**2009-2010 METAL JEANS ICE CREW**

Top L to R: Steve, Ashley, Sande, Michael, Nick, Carrylyn, Armon  
Middle L to R: Kourtney, Jennifer, Stephanie, Melissa, Michelle, Debbie, Sara, Natalie, Erica  
Bottom L to R: Eric, Dan

[WWW.LAKINGS.COM/ICECREW](http://WWW.LAKINGS.COM/ICECREW)

**METALS  
JEANS**

The METAL Jeans Ice Crew is available for in-game or outside appearances. If you're interested in meeting the team, and having them appear at your special event, please contact the Manager of Game Presentation & Events at 213.763.7927 or via email at [bboyars@lakings.com](mailto:bboyars@lakings.com). Requests can also be made at:  
[www.lakings.com/icecrewappearances](http://www.lakings.com/icecrewappearances)



## MANCHESTER MONARCHS (American Hockey League)



**Home Arena:** Verizon Wireless Arena  
555 Elm Street  
Manchester, NH 03101  
**Press Box Phone:** (603) 626-4625  
**Press Box Location:** Second Suite Level (Suite #27)  
**2008-2009 Record:** 37-35-0-8, 82 Points  
**Division:** 5th/Atlantic Division  
**Conference:** 10th/Eastern Conference  
**Team Colors:** Purple, Gold, Silver, Black, White  
**Radio Flagship:** WGAM 900/1250AM  
**Website:** www.manchestemonarchs.com

**Capacity:** 9,852  
(603) 626-7825  
Fax: (603) 626-7022

General Manager ..... Ron Hextall  
President/Governor ..... Jeff Eisenberg  
Alternate Governor ..... Luc Robitaille  
Director of Hockey Operations ..... Hubie McDonough  
Head Coach ..... Mark Morris  
Assistant Coach ..... Scott Pellerin  
Athletic Trainer/Strength and Conditioning Coach ..... Michael Muir  
Equipment Manager ..... Mike Holden  
Assistant Equipment Manager ..... Zach Guercia  
Coaches Video Coordinator ..... Matt Lane  
Public Relations Director ..... Kim Mueller  
Broadcaster ..... Ken Cail

## ONTARIO REIGN (ECHL)



**Home Arena:** Citizens Business Bank Arena  
3633 Inland Empire Blvd., Suite 130  
Ontario, CA 91764  
**2008-2009 Record:** 38-29-4-2, 82 Points  
**Division:** 1st/Pacific Division  
**Conference:** 4th/National Conference  
**Team Colors:** Navy, Grey, Burnt Orange  
**Webcasts:** B2 Network  
**Website:** www.ontarioprohockey.com

**Capacity:** 9,644  
(909) 941-7825  
Fax: (909) 941-7897

Governor ..... Barry Kemp  
Head Coach ..... Karl Taylor  
Head Equipment Manager/Athletic Trainer ..... Bobby Walls  
Director of Public/Community/Corporate Relations ..... Laura Tolbert

## ANSCHUTZ ENTERTAINMENT GROUP (European Division)

The Kings, Manchester Monarchs and Ontario Reign are three of the five hockey clubs owned by AEG along with the EHC Eisbaren Berlin and the Hamburg Freezers of the Deutsche Eishockey League. In addition, the Kings own an interest in the Reading Royals (ECHL) and Djurgarden IF Hockey of the Elitseren League in Sweden. Detlef Kornett heads up the Anschutz Sports Holdings Limited Europe Division, serving as Managing Director from his office in Berlin.



**EHC Eisbaren Berlin**  
Deutsche Eishockey League




**Hamburg Freezers**  
Deutsche Eishockey League

## THE HISTORY OF THE KINGS

In a sports culture that has been centered on outdoor sports like baseball, basketball and football, the Los Angeles Kings hockey club embarks on its 42nd season of on-ice hockey and 43rd year of existence in sunny Southern California. Ever since February 9, 1966, when Jack Kent Cooke was awarded a new National Hockey League franchise, ice hockey has been played at the highest level in a city that rests among the beautiful beaches of the Pacific Ocean.

Cooke, a Canadian-born entrepreneur who made most of his fortune in various media investments, was driven to bring the sport he loved to the town where he already owned the Los Angeles Lakers of the National Basketball Association. Wanting his new hockey club to take on an air of royalty, Cooke named his team the



Juha Widing

"Kings" and was part of six new teams that would double the size of the NHL from the "Original Six" franchises to 12 teams, starting with the 1967-68 season. Part of Cooke's plan was to build a new state-of-the-art sports and entertainment facility, which coincided with the Kings opening in Los Angeles that same season. The building was soon dubbed the "The Fabulous Forum" and became the home for the Kings for the next 32 seasons. With the new building scheduled to open in mid-season, the Kings played their first regular season NHL game on October 14, 1967, against the Philadelphia Flyers at the Long Beach Arena where they were led by Brian Kilrea's two goals and defeated the Flyers 4-2. For more than two months they split their home games between Long Beach and the Los Angeles Sports Arena until December 30, 1967, when they hosted the Flyers at the new Fabulous Forum. Led by Head Coach Red Kelly, the Kings finished their first season in second place in the Western Division, a mere one point behind Philadelphia. Their 31-33-10 record remains one of the best ever by an expansion team in any professional sport.

Without a "big name" player to carry the torch for the new franchise, Cooke set out to make celebrities of his players with clever nicknames, which he personally crafted. On to the Forum ice came Eddie "The Jet" Joyal, Eddie "The Entertainer" Shack, Bill "Cowboy" Flett, Juha "Whitey" Widing and Real "Frenchy" Lemieux to name a few.

The acquisition of future Hall of Famer Bob Pulford in 1970 brought some new respectability to the Kings line-up, and by the 1972-73 season, Pulford took over behind the Kings bench as Head Coach and guided the Kings to five of the franchise's most successful seasons.

The next two seasons would bring about two of the most significant strides in the Kings early history and helped put the Kings on the map in Los Angeles and throughout the NHL. Led by All-Star goaltender Rogie Vachon and a band of hard-working, hard-checking players, including Butch Goring, Mike Murphy and Bob Nevin, who played Pulford's intense style of hockey, the Kings posted a 42-17-21 record in 1974-75, the fourth best mark in the NHL that year, and set team records that still stand for most points (105) and fewest losses (17). Vachon remains one of the most popular Kings-ever and his No. 30 sweater was the first to be retired by the club in 1985.

The following season saw the Kings make their first significant trade that brought a bona-fide NHL superstar to Los Angeles in Marcel Dionne. Already an established scoring talent, the 24-year old Dionne went right to work on the Kings record book, setting new standards for goals (40), assists (54, tying Widing's mark) and points (94) in his first season in Los Angeles. A year later, Dionne became the first King to score more than 50 goals and 100 points in a single season with 53 goals and 122 points.

Dionne's star-status went to new heights when he was placed on a line with two young relatively unknown players named Dave Taylor and Charlie Simmer. Taylor was a college graduate from Clarkson University who the Kings drafted in the 15th round in 1975, and Simmer, who played mostly in the minor leagues, was having a difficult time cracking the Kings everyday lineup. They joined forces for the first time on January 13, 1979, in Detroit where Dionne netted four goals playing with his new linemates. During that following off-season in 1979, Dr. Jerry Buss purchased the Kings, Lakers and the Forum from Cooke for \$67.5 million, in what was-then the largest business transaction in sports history.

But the combination of Dionne, Taylor and Simmer didn't change and their line eventually became known as the "Triple Crown Line" and went on to enjoy a run that lasted more than two full seasons at its height, scoring like few forward lines in NHL history ever have. They hit full-stride in 1979-80 as Dionne won the NHL scoring title with 137 points (53 goals, 84 assists), Simmer set a franchise record with 56 goals (to go with 45 assists) including a modern-day league record 13-game goal-scoring streak that still stands, and Taylor added 90 points of his own (37 goals and 53 assists). Under Head Coach Bob Berry, the 1980-81 club enjoyed one of the best seasons in Kings history going 43-24-13, still the second-most wins in a season by the Kings. That same year, the Kings hosted the 1981 NHL All-Star Game with Dionne, Taylor, Simmer and goaltender Mario Lemieux all taking part in the festivities. By the conclusion of the regular season, Dionne, Taylor and Simmer became the first line in NHL history where all three members surpassed 100 points (Dionne-135, Taylor-112, Simmer-105), but a badly broken leg sustained by Simmer on March 3, 1981, marked the end of the trio's most successful time together. Together, Dionne (58-77=135 points), Taylor (47-65=112 points) and Simmer (56-49=105 points) combined for 161 goals and 352 points.

The 1981-82 season was disappointing in that the Kings had a less-than-memorable regular season going 24-41-15, but what happened in that season's playoffs remains one of the great moments in franchise and NHL history. Facing the heavily-favored Edmonton Oilers in the best-of-five first round of the playoffs, the Kings



Butch Goring





## THE HISTORY OF THE KINGS

pulled off two huge upsets – one, in winning the series, three games to two, and two, in winning Game 3 of the series, forever remembered as the “Miracle on Manchester.” Down 5-0 in the third period of that game on April 10, 1982, the Kings steadily chipped away at Edmonton’s commanding lead until Steve Bozek sent the game into overtime, knotting the game at 5-5 with five seconds remaining. At 2:35 of the extra period, unheralded rookie



ie Daryl Evans ripped a shot over Grant Fuhr’s shoulder to seal an improbable end to an incredible game. After losing Game 4 at home, the Kings took the series with a 7-4 victory in Game 5 in Edmonton. During the next few seasons, Dionne carried on as the Kings leader on and off the ice, but a wave of young, talented players also joined the ranks of the regal Forum Blue and Gold. Bernie Nicholls, Larry Murphy, Jim Fox, Mark Hardy, Jay Wells, Steve Bozek, Doug Smith, Brian MacLellan, Grant Ledyard and Garry Galley were among the favorites of Kings fans in the mid-1980s. Three talented youngsters represented the Kings on the NHL’s All-Rookie Team in 1986-87 – Luc Robitaille, Jimmy Carson and Steve Duchesne. The Dionne era in Los Angeles ended when the Kings traded the center to the New York Rangers on March 10, 1987, and he went on to earn the ultimate honor in 1992 with his induction into the Hockey Hall of Fame. His retired Kings jersey No. 16 rests on the south wall of STAPLES Center.

A little over a year after the Kings dealt their first bona-fide superstar in Dionne, another superstar came to Los Angeles, taking hockey to heights never encountered before in Southern California. August 9, 1988 – the date that changed the future of hockey in Los Angeles. The Kings acquired Wayne Gretzky, regarded by most as the greatest hockey player of all time. The effects of Gretzky in a major media market like Los Angeles were felt immediately, giving the Kings front-page status on a regular basis for the

first time in club history. A ticket to a Kings game went from being one of the easiest to acquire to one of the toughest. Kings merchandise, thanks in part to the new silver and black team colors, soared to high levels in popularity across North America. Southern California ice rinks, on the verge of extinction, found new life as more were built to accommodate the skyrocketing number of youth hockey participants.

In his first season as a King (1988-89), Gretzky set a team record with 168 points (54 goals and a then-club record 114 assists), leading the club to a 42-31-7 record and an exciting first-round elimination of Edmonton in the playoffs. Gretzky’s efforts earned him his ninth Hart Trophy as the NHL’s Most Valuable Player. Nicholls shattered the Kings record for goals in a season with 70. Two years later under Head Coach Tom Webster, the Kings won their first division title in franchise history as Los Angeles took the Smyth Division with 102 points, including a club-record 46 victories.

The 1992-93 season was the highest plateau for the Kings in their 26-year history as the fantasy thrill ride led all the way to the Stanley Cup Finals against the tradition-rich Montreal Canadiens. Under first-year coach Barry Melrose, the Kings were an underdog in each round of the playoffs as they battled past Calgary, Vancouver and a historic seven-game series with the Toronto Maple Leafs that landed the Kings in the Stanley Cup Finals for the first time in franchise history. Unfortunately the Kings succumbed to the Canadiens in five games (that included three straight overtime losses), giving Montreal their 23rd Stanley Cup Championship, but not before the Kings had spread hockey fever throughout Southern California.

The following three seasons proved to be a disappointment for Kings fans as the club failed to recapture the fire and intensity that led to their historic run in 1992-93 and then-Kings owner Bruce McNall sold the franchise to Joseph Cohen and Jeffrey Sudikoff.

A large turnover of the player personnel led to a depletion of talent and Melrose was relieved of his duties at the end of the 1994-95 season. That summer, Kings ownership filed Chapter 11 bankruptcy, but the club continued to operate and Hall-of-Fame defenseman Larry Robinson was hired to replace Melrose. It was at this time that Philip F. Anschutz and Edward P. Roski, Jr. purchased the Kings out of bankruptcy and began a rebuilding phase to bring the Kings back to respectability. Nearing the end of his contract, and seeking to win a championship to cap off his storied NHL career, Gretzky asked to be traded to a contending club and was dealt to the St. Louis Blues on February 27, 1996, in exchange for three players and two draft choices (he later signed a free agent contract that off-season and finished his remarkable career with the New York Rangers in 1999).

The Kings were now faced with a “rebuilding phase” and then-General Manager Sam McMaster was relieved of his duties and replaced by three-year understudy and legendary King Dave Taylor. Another shot-in-the-arm for the franchise came when former Kings left wing Luc Robitaille was re-acquired by Taylor from the New York Rangers at the start of the 1997-98 season. Unfortunately for Robinson, this period only brought one winning season (1997-98, the club’s first trip to the post-season in five years) and his contract was not renewed after the 1998-99 season.

With Taylor pulling the strings, a new era for the Kings was on the horizon. After a detailed search that involved a number of candidates, Taylor placed his chips on former Canadian National Team Head Coach Andy Murray, who had spent the previous season coaching his young son at Shattuck-St. Mary’s prep school in Faribault, Minnesota. Murray, with more than 25 years of coaching experience, became the 19th head coach in Los Angeles Kings history. Murray would go on to become the franchise’s all-time leader in victories by a head coach.

With Taylor and Murray at the helm of the hockey club, and an infusion of new talent – including Ziggy Palffy -- on the roster, the new Kings ownership was committed to rebuilding the franchise with patience and an investment in youth and environment. Led by the vision of Anschutz, Roski and new team President Tim Leiweke, a state-of-the-art downtown arena was constructed in a record 18 months and STAPLES Center opened on



Larry Robinson

## THE HISTORY OF THE KINGS

October 20, 1999, as the Kings and Boston Bruins skated to a 2-2 tie. That same year, the finishing touches were made on a new \$24 million training facility in El Segundo, and the Toyota Sports Center became the new permanent training grounds for the Kings in January of 2000.

The Kings finished the 1999-2000 season with 94 points, the highest point total in nine years. The following season was a watershed year for the franchise. Longtime Kings captain Rob Blake, a free agent-to-be, was dealt to the Colorado Avalanche. A controversial move at the time, the Kings received right wing Adam Deadmarsh and defenseman Aaron Miller in return. That same week, the Kings acquired struggling goaltender Felix Potvin from the Vancouver Canucks for future considerations, and the Kings, despite the many late season changes, finished the campaign with an impressive 92 points, the first back-to-back 90-point seasons in club history.

This was only the tip of the iceberg, however, as the Kings faced the high-flying Detroit Red Wings in the first round of the post-season. Down two games to one and trailing 3-0 with eight minutes remaining in Game 4 of the series, the Kings scored three unanswered goals, including Bryan Smolinski’s game-tying marker with 53 seconds remaining that sent the STAPLES Center crowd into a frenzy. The Kings carried the momentum into overtime and rookie Eric Belanger’s goal at 2:36 of the first overtime evened the series at two games apiece and added another chapter to the Kings history books. The “Frenzy on Figueroa” became the catalyst for the underdog Kings as they went on to win Game 5 in Detroit and closed out their first playoff series victory since 1993 in Game 6 at STAPLES Center when Deadmarsh scored back-to-back goals including the game-winning goal in overtime sending the Kings into the second round against the Avalanche. Again the underdog, the Kings took the powerhouse Avalanche the distance and eventually lost in seven games to the eventual Stanley Cup champion.

The 2001-02 season saw the Kings host the NHL All-Star Game for the second time – and the first time at STAPLES Center – and a mid-season acquisition of Boston center Jason Allison proved invaluable as the 6-4-pivotman led the Kings in scoring with 74 points while playing in all 73 remaining games for the Kings. He also helped the Kings to their third straight 90-point season as well as their third consecutive trip to the playoffs.

The 2002-03 season saw the Kings open the year with great promise. Beginning with the official retirement of Wayne Gretzky’s No. 99 jersey at STAPLES Center on October 9, 2002 (the fourth jersey retired by the Kings franchise), the Kings opened the season with a 5-2-2 mark and seemed to be headed for a season of great success. However, a series of never-ending injuries, including major setbacks to Allison (knee and concussion) and Deadmarsh (post-concussion syndrome) severely hampered the squad as they set a franchise record for man-games lost to injury with 536. Following the season, Taylor acquired several veteran players, including Robitaille again, to help bolster the Kings lineup, but a record amount of injuries – 629 man-games, the most in NHL history – could not be overcome by the Kings, who remained in contention for a playoff spot up until the final few weeks of the season. Allison (whiplash) and Deadmarsh (concussion symptoms) never played and Palffy missed the final 42 games due to a dislocated shoulder.

However, Robitaille in 2003-04 returned to his familiar form and led the team in points with 51, and on March 22, 2004, he became the NHL’s all-time leader in points by a left wing when he assisted on Jozef Stumpel’s goal in a game at STAPLES Center versus Edmonton. In addition, second-year forward Alexander Frolov not only led the team in goals with 24, but also was voted as the club’s Most Popular Player.

At STAPLES Center, the Kings continued to receive tremendous fan support. They played to an average of 17,878 fans per game, and they sold out 30 contests. On December 27, 2003, the Kings had a standing-room only crowd of 18,743, which is the largest crowd to view a hockey game in the state of California.

The NHL lockout put hockey on ice in 2004-05, and though the team ultimately struggled on the ice in 2005-06, loyal Kings fans continued to fill STAPLES Center as the team had 27 sellouts and an average attendance of 17,821, the second highest in franchise history. Despite adding a lot of veteran talent the Kings, after a strong start, faded in the second half of the season, and major changes following that season, including a revamping of the front office and the dismissal of the entire coaching staff.

Long-time San Jose Sharks General Manager Dean Lombardi was named as the club’s new President/General Manager and former NHL goalie Ron Hextall took over as Assistant General Manager.

Lombardi and his staff went to work quickly, with the first order of business being the 2006 NHL Entry Draft. The Kings made nine selections – including two in the first-round – as the new management team looked to restock the club’s reserve list. Then, in free agency, the Kings made headlines by signing Blake, a key member of the Kings’ Stanley Cup finalist squad in 1993.

On the business side of the club, Robitaille – who had his popular No. 20 retired by the team in January of 2007 and will be inducted into the Hockey Hall of Fame in November of 2009 – was named as team President of Business Operations.

The first three seasons of the Lombardi-led Kings have not resulted in trips to the post-season but the club’s system is now stocked with young talent, especially on the blue line with players like Jack Johnson, Drew Doughty, Thomas Hickey and Colten Teubert to compliment young veterans like Matt Greene and Rob Scuderi, and in goal where Jonathan Quick and Jonathan Bernier lead a group of young netminders who continue to make strides. At the forward position, the Kings feature several key players – Anze Kopitar, Dustin Brown, Alexander Frolov and Jarret Stoll – who have yet to hit their prime, and veterans like Ryan Smyth and Justin Williams compliment the young core that is expected to make a significant leap in 2009-10 under head coach Terry Murray.

So many individuals have been a part of the Kings past, but each one has played an important role in carving out a memorable story that has yet to be completed, with so many exciting times, of course, still to come for the most loyal and passionate sports fans in Los Angeles.



Ryan Smyth



## GARNET "ACE" BAILEY AND MARK BAVIS TRIBUTE



Garnet "Ace" Bailey, who was 53, was set to begin his 33rd season in the NHL as a player or scout. Bailey had enjoyed a tremendous amount of success in both capacities, with seven Stanley Cup rings as proof. Having spent seven years as the Kings' director of pro scouting, Bailey spent the previous 13 years as a scout with the Edmonton Oilers.

Bailey's ability to evaluate NHL talent helped the Oilers to five Stanley Cups in the 1980s. During Edmonton's many great playoff runs, Bailey played the key role of advance scout, supplying detailed information on upcoming opponents.

A veteran of 11 NHL seasons as a player, Bailey broke in with the Boston Bruins during the 1968-69 season and spent five years with the club. While with the Bruins, he was a member of Stanley Cup championship teams in 1969-70 and 1971-72. Bailey also spent parts of two seasons each with the Detroit Red Wings and St. Louis Blues, and three-plus years with the Washington Capitals.

Bailey, who was originally from Lloydminster, Saskatchewan, jumped to the World Hockey Association for the 1978-79 season and joined the Edmonton Oilers, where he was a linemate of teenage phenom Wayne Gretzky.

Ace lived in the Boston suburb of Lynnfield with wife Katherine and son Todd.

Eight years ago, the Los Angeles Kings family was deeply shaken and saddened over the loss of Garnet "Ace" Bailey and Mark Bavis, two club scouts who were aboard United Airlines Flight 175 from Boston's Logan Airport on September 11, 2001. Both men sported fantastic personalities and their love for the sport of hockey was evident in their work, and their passion for the Kings helped foster a fun and winning attitude. Both Mark and Ace are incredibly missed indeed.



Mark Bavis, who was 31, was entering his second season as an amateur scout for the Kings. Bavis, a native of the Boston-area, played his collegiate hockey at Boston University, where his brother, Mike, is currently an assistant coach, and prior to joining the Kings, Mark worked as a coach with Chicago of the North American League and as an assistant coach with Harvard of the Eastern College Athletic Conference.

Most recently, Bavis, who was drafted by the New York Rangers in the ninth round (181st overall) of the 1989 NHL Entry Draft, made his home in West Newton, Massachusetts. He was survived by his mother, Mary; his twin brother, Mike; two brothers, Pat and Johnny; and three sisters, Kelly, Mary Ellen and Kathy.

To help support each of the men and their lasting legacies, please visit the Mark Bavis Leadership Foundation at [www.markbavisleadershipfoundation.org](http://www.markbavisleadershipfoundation.org), and for information on The Ace Bailey Children's Foundation, please visit [www.acebailey.org](http://www.acebailey.org). This past summer, the eighth annual Ace Bailey Golf Classic, as hosted by the Manchester Monarchs, netted more than \$30,000 to help benefit local charities, including The Ace Bailey Children's Foundation.

# LA KINGS



## 2009-10 Schedule

OCTOBER 2009						
SUN	MON	TUES	WED	THUR	FRI	SAT
				1	2	3 FSW PHX 7:30PM
4	5	6 FSW SJS 7:30PM	7	8 FSW MIN 7:30PM	9	10 FSW STL 5:00PM
11	12 FSW NYI 11:00AM	13	14 FSW NYR 4:00PM	15 FSW DET 4:30PM	16	17 FSW CBJ 4:00PM
18	19 FSW DAL 5:30PM	20	21	22 FSW DAL 7:30PM	23	24 FSW PHX 6:00PM
25 FSW CBJ 6:00PM	26	27	28 FSW SJS 7:30PM	29 FSW VAN 7:30PM	30	31

NOVEMBER 2009						
SUN	MON	TUES	WED	THUR	FRI	SAT
1	2 FSW PHX 6:00PM	3	4	5 FSW PIT 7:30PM	6	7 NSH 4:30PM
8	9 CHI 5:00PM	10	11 FSW CAR 4:00PM	12	13 FSW ATL 4:30PM	14 TBL 4:30PM
15	16 FSW FLA 4:30PM	17	18 FSW PHL 7:30PM	19	20	21 PRIME CGY 1:00PM
22	23	24	25 EDM 6:30PM	26 VAN 7:00PM	27	28 FSW CHI 7:30PM
29	30					

DECEMBER 2009						
SUN	MON	TUES	WED	THUR	FRI	SAT
		1 PRIME ANA 7:30PM	2	3 FSW OTW 7:30PM	4	5 FSW STL 1:00PM
6	7 FSW CGY 7:30PM	8	9 PRIME SJS 7:30PM	10 FSW PHX 7:30PM	11	12 FSW DAL 7:30PM
13	14 VAN 7:00PM	15 EDM 6:30PM	16	17 CGY 6:30PM	18	19
20	21	22	23	24	25	26 FSW PHX 5:00PM
27	28 FSW MIN 7:30PM	29	30 CGY 6:30PM	31 FSW MIN 5:00PM		

JANUARY 2010						
SUN	MON	TUES	WED	THUR	FRI	SAT
						1 FSW WSH 1:00PM
2	3	4	5	6	7 FSW DET 7:30PM	8 FSW STL 7:30PM
9	10	11 FSW SJS 7:30PM	12	13	14 FSW ANA 7:30PM	15 FSW BOS 1:00PM
16	17	18	19 FSW SJS 7:30PM	20 FSW BUF 7:30PM	21	22 FSW DET 4:00PM
23	24 NJ 2:00PM	25	26 TOR 4:00PM	27 FSW CBJ 4:00PM	28	29 FSW BOS 4:00PM
30						

FEBRUARY 2010						
SUN	MON	TUES	WED	THUR	FRI	SAT
	1 FSW NYR 7:30PM	2	3	4 FSW ANA 7:30PM	5	6 FSW DET 1:00PM
7	8 PRIME ANA 7:30PM	9	10	11 FSW EDM 7:30PM	12	13 FSW COL 7:30PM
14	15	16	17	18	19	20
21	22	23	24	25	26	27
28						

MARCH 2010						
SUN	MON	TUES	WED	THUR	FRI	SAT
	1 PRIME DAL 5:30PM	2	3	4 NSH 5:00PM	5	6 FSW MON 7:00PM
7	8 FSW CBJ 7:30PM	9	10 CHI 5:30PM	11	12 DAL 5:30PM	13
14 PRIME NSH 12:00PM	15	16	17	18 FSW CHI 7:30PM	19	20 FSW NYI 7:30PM
21	22 FSW COL 7:30PM	23	24 FSW COL 6:00PM	25 FSW STL 5:00PM	26	27 FSW DAL 7:30PM
28	29 FSW MIN 6:00PM	30 FSW NSH 5:30PM	31			

APRIL 2010						
SUN	MON	TUES	WED	THUR	FRI	SAT
				1 FSW VAN 7:30PM	2	3 FSW ANA 7:30PM
4	5	6 PRIME ANA 7:30PM	7	8 PHX 7:30PM	9	10 FSW EDM 1:00PM
11 FSW COL 12:00PM	12	13	14	15	16	17

All times Pacific, all dates, times and broadcast schedule subject to change.

HOME

AWAY

FSW - Fox Sports West  
PRIME - Prime Ticket (\*indicates Ducks broadcast)

**ticketmaster**

ticketmaster.com  
800.745.3000

WATCH YOUR  
LA KINGS IN HD ON  
**FSWEST**

LISTEN TO YOUR  
LA KINGS ON  
**KTLK**  
AM1150




1.888.KINGS.LA

PRIDE=PASSION=POWER

LAKINGS.COM



**Corolla. Always reliable.  
Other stuff, not so much.**



**Counted On For 40 Years. The 35 MPG-Rated<sup>1</sup> Toyota Corolla.  
The Solid Choice. [toyota.com](http://toyota.com)**

Options shown. <sup>1</sup>2010 EPA hwy. mpg estimate with manual transmission.  
Excludes XRS models. Actual mileage will vary. ©2009 Toyota Motor Sales, U.S.A., Inc.

**TOYOTA**  
moving forward



**Toyota. A proud sponsor of the L.A. Kings for 20 years.**