2017-18 MEDIA GUIDE

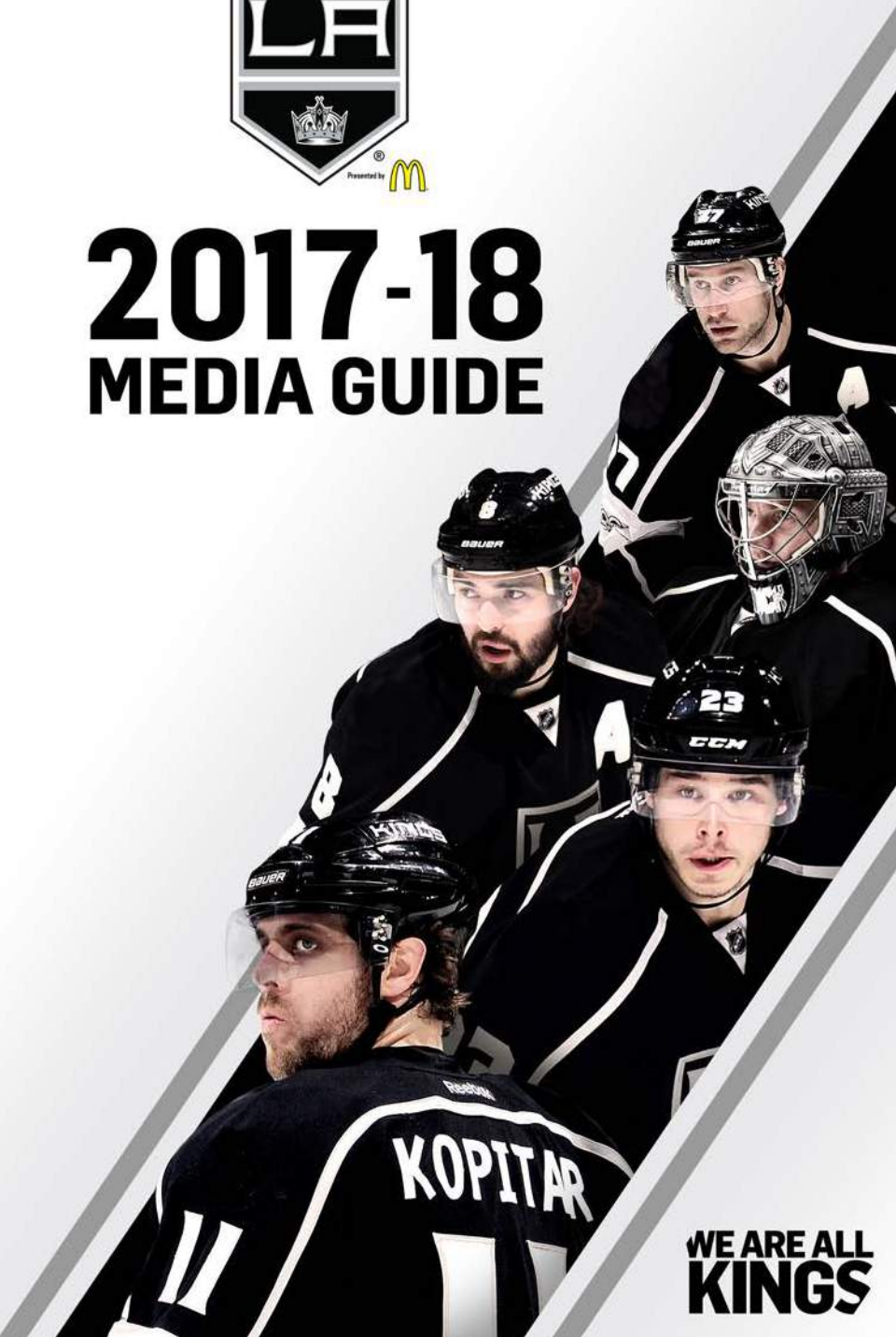

›THE ALL-NEW 2018‹
CAMRY
THE GREATEST SHOW NOT ON ICE

LA
TOYOTA
SUITING UP TOGETHER
Toyota. A proud sponsor of the LA Kings for 28 years.
we make it easy™

2017-18
TABLE OF CONTENTS

Table of Contents/Dedication 1-2

THE STAFF
Staff Directory. 4-7
Ownership Bios 8
Business and Hockey Operations Bios 9-21
Business Operations – Vice Presidents. 22
Hockey Operations, Staff Pics 23-24
Business Operations, Staff Pics 25-28

THE PLAYERS
Player Bios 30-93
Players in the System 94-108
Prospects 109-112
2017 NHL Draft Selections. 112-13

LAST SEASON
Final Stats 118
Final Standings 119
Game-by-Game Results 120
Player Game-by-Game Results. 121-126
Season Transactions 127
50th Anniversary Season 128

ALL-TIME RECORDS
Season Reviews (1967-2017) 130-178
Record Year-by-Year, Home, Road 179-180
Record vs. Opponents, Home, Road . . 180-181
Coaching Records, Year-by-Year, Fastest 100 Wins 182
Scoring 183-187
Goaltending 188
Leaders Year-by-Year 189
Goaltender Leaders Year-by-Year. 190
Top Ten 191-192
Season Bests. 193-194
Hat Tricks 195-196
Shutouts 197-198
Team Records, PP/PK 199-201
Individual Player Records 202-204
Streaks 205-207
OT Record Year-by-Year, vs. NHL 208
OT Goal Scorers 209-210
OT Goal Leaders, Career, Current 210
Shootouts, Career, 2016-17 211
Shootout Records, vs. NHL 212-213
Penalty Shots For 214
Penalty Shots Against. 215
Record Homestands 216
Record Road Trips 217
Situational Stats 218-219
Highest Scoring Games 220
Best Months 221
NHL Debuts, Teenagers, Captains, Owners 222
General Managers, Opening Night 223
NHL Award Winners 224
Kings All-Stars, Notes. 225-226
Kings Team Award Winners 227-229
Roster, Uniform #'s 230-234
Draft Choices 235-238
Trades 239-246
Uniform #'s (Numerical) 247-251
Attendance Year-by-Year 252
Retired #'s. 253-258
Kings in the HHOF 259
Kings Hall of Fame 260
Kings Alumni Association 261
Miscellaneous 262

THE PLAYOFFS
Playoff Season Reviews 264-283
Record Year-by-Year, Home, Road 284-285
Record vs. Opponents, Coaching Records 286
Record vs. Opponents, Home, Road 287
Playoff History 288-290
Playoff Scenarios 291
Playoff Scoring 292-293
Playoff Goaltending 294
Playoff Top Five 295
Playoff Season Bests. 296
Playoff Hat Tricks, Shutouts 297
Playoff Penalty Shots, Situational Goals 298
Playoff Team Records 299-302
Playoff Individual Player Records 303-305
Playoff Highest Scoring Games 306
Playoff OT Record, vs. Opponents. 307
Playoff OT Games, Scoring 308
Playoff PP/PK 309

TABLE OF CONTENTS

THE OPPONENTS

Schedule, Records Year-by-Year, Fast Facts 312-341

MEDIA INFORMATION

Media Info 344
TV/Radio Partners 345
Broadcaster, Team Ambassador Bios . . 346-348
Communications Bios 349-350
NHL Directory 351
NHL On-Ice Officials 352

AEG

AEG 354
STAPLES Center, Vital Stats 355-357
STAPLES Center Foundation 358
Kings Care Foundation 359-360
AEG Sports 361-362
Ontario Reign 363
Manchester Monarchs 364
All-Time Affiliates 365
Bailey/Bavis Tribute 366

MEDIA GUIDE DEDICATION



In Memory of Samuel Kane Kropp
(1965-2017)

Sam Kropp was a beloved member of the Kings/AEG family. An executive with STAPLES Center's Operations Department since Day One of our downtown home, Sam worked tirelessly and enthusiastically for the Kings leading the unique, behind-the-scenes preparation and work that helps make a Kings game at STAPLES Center a truly special experience. Sam, who bravely battled liver disease, will truly be missed.

COMMUNICATIONS BROADCASTING CONTENT

Written & Edited By:

Kings Communications Department
Mike Kalinowski, Director
Eddie Fischermann, Manager
Jeff Moeller, Senior Director
Michael Altieri, Senior Vice President
Nick Nickson
Erica Scheer

Photography:

Andrew D. Bernstein Associates:
Getty Images

Special Thanks To:

Nick Salata, Scott Hardyman and Chromatic, Inc.

Cover Design:

Soda and Lime

Designed & Produced By:

Chromatic, Inc., Glendale, CA

Follow the Kings Communications Department on Twitter @LAKingsPR

THE STAFF

ALL-TIME TOP TEN
Games Played

1	Dave Taylor	1,111
2	Luc Robitaille	1,077
3	**Dustin Brown**	964
4	Marcel Dionne	921
5	**Anze Kopitar**	840
6	Rob Blake	805
7	Mattias Norstrom	780
8	Butch Goring	736
9	**Drew Doughty**	688
10	Mike Murphy	673



KINGS 2017-18 STAFF DIRECTORY

OWNERSHIP

Owner . . . Philip F. Anschutz
Owner . . . Edward P. Roski, Jr.
President and CEO, AEG and
Alternate Governor, Kings . . . Dan Beckerman
Executive Assistant to President and CEO,
AEG and Alternate Governor, Kings . . . Tanya Plum Brice

EXECUTIVE

President, Alternate Governor . . . Luc Robitaille
Vice President and General Manager . . . Rob Blake
Chief Operating Officer, Alternate Governor . . . Kelly Cheeseman
Executive Vice President/Hockey Operations
and Legal Affairs . . . Jeff Solomon
Assistant General Manager . . . Michael Futa
Senior Advisor to the General Manager/Development . . Mike O'Connell
Senior Advisor . . . Jack Ferreira
Executive Assistant to President . . . Kehly Sloane
Manager, Hockey Administration . . . Eva Bassett
Executive Assistant to Chief Operating Officer . . . Alicia Briones
Senior Office Administrator . . . Kiki Oldani

COACHES

Head Coach . . . John Stevens
Assistant Coach . . . Dave Lowry
Assistant Coach . . . Don Nachbaur
Assistant Coach . . . Pierre Turgeon
Goaltending Coach . . . Bill Ranford
Video Coordinator . . . Samson Lee
Assistant Video Coordinator . . . Brooks Bertsch

SCOUTS/HOCKEY OPERATIONS

Scouting Operations Coordinator . . . Lee Callans
Senior Pro Scout . . . Rob Laird
Pro Scout . . . Mark Osborne
Pro Scout . . . David Torrie
Pro Scout . . . Matt Greene
Director of Amateur Scouting . . . Mark Yannetti
Head European Scout . . . Christian Ruuttu
Amateur Scout - Western Canada . . . Brent McEwen
Amateur Scout - United States . . . Tony Gasparini
Amateur Scout - Quebec/Maritimes . . . Denis Fugere
Amateur Scout – Ontario/CIS . . . Chris Byrne
Amateur Scout – Ontario . . . Bryan Denney
Amateur Scout – Europe . . . Niklas Andersson
Amateur Scout – United States . . . Ted Belisle
Amateur Scout - Europe . . . Jussi Kari-Koskinen
Video Technician . . . Bill Gurney
Video Technician . . . Jason Lewis

PLAYER DEVELOPMENT

Director of Player Development . . . Nelson Emerson
Player Development . . . Mike Donnelly
Player Development . . . Glen Murray
Player Development . . . Sean O'Donnell
Development, Strength and Conditioning . . . Jeremy Clark
Goaltender Development . . . Dusty Imoo
Player Assistance . . . Brantt Myhres
Player Development . . . Jarret Stoll

KINGS 2017-18 STAFF DIRECTORY

MEDICAL AND CONDITIONING

Director, Player Health and Performance . . . Dr. John Meyer
Head Athletic Trainer . . . Chris Kingsley
Head Strength and Conditioning Coach . . . Matt Price
Assistant Athletic Trainer . . . Myles Hirayama
Massage Therapist . . . Nathan Schmit
Assistant Strength and Conditioning Coach . . . Trent Frey
Sports Dietitian . . . Kristy Morrell

MEDICAL

Team Physician . . . Dr. Ronald Kvitne
Team Internist . . . Dr. Michael Mellman
Team Opthalmologist . . . Dr. Jane Semel
Team Dentist . . . Dr. Ken Ochi
Chiropractic Consultant . . . Dr. Chad Moreau

EQUIPMENT

Head Equipment Manager . . . Darren Granger
Assistant Equipment Manager . . . Dana Bryson
Assistant Equipment Manager . . . Joe Alexander
Equipment . . . Bobby Halfacre
Equipment . . . Brian Simas

BROADCASTERS

TV Play-by-Play Announcer . . . Alex Faust
Radio Play-by-Play Announcer . . . Nick Nickson
TV Analyst . . . Jim Fox
Radio Analyst . . . Daryl Evans
Team Ambassador . . . Bob Miller

BUSINESS DEVELOPMENT

Senior Vice President,
Business Development and Brand Strategies . . . Jonathan Lowe
Manager, Game Used Merchandise . . . Jonathan Anderson

COMMUNICATIONS, BROADCASTING AND TEAM OPERATIONS

Senior Vice President, Communications
and Broadcasting . . . Michael Altieri
Senior Director, Communications and Heritage . . . Jeff Moeller
Director, Communications and Media Services . . . Mike Kalinowski
Director, Team Operations . . . Rob Koch
Manager, Communications and Media Services . . . Eddie Fischermann
Beat Reporter . . . Jon Rosen
Manager, Alumni Relations/Public Address Announcer . . . Dave Joseph

COMMUNITY RELATIONS

Vice President, Community Relations and
Kings Care Foundation . . . Jennifer Pope
Director, Community Relations and
Kings Care Foundation . . . Amanda Ellis
Supervisor, Kings Care Foundation . . . Shaunna Campbell
Assistant, Community and Player Relations . . . Gabe Gelbard

DIGITAL STRATEGY AND ANALYTICS

Vice President, Digital Strategy and Analytics . . . Aaron LeValley
Director, Information Technology . . . Darshan Parikh
Director, Business Intelligence . . . Kyle Burkhardt
Director, Business Analytics and Project Management . . . Pete Lisowski
Senior Manager, Database Marketing . . . Gretchen Kiker
Manager, Data Analytics . . . Michael Marsocci
Coordinator, Analytics . . . John D'Onofrio

THE STAFF

KINGS 2017-18 STAFF DIRECTORY

FINANCE AND HUMAN RESOURCES

Vice President, Finance . . . . . Joe Leibfried
Controller . . . . . Scott Sangrey
Staff Accountant. . . . . Charles Borjon
Senior Manager, Finance . . . . . Yvonne Luong
Manager, Human Resources. . . . . AnnMarie Francis
Coordinator, Human Resources . . . . . Ilyse Wolfe

GAME AND EVENT PRESENTATON AND PRODUCTION

Senior Director, Game & Event Presentation,
Production, Operations & Entertainment . . . . . Brooklyn Boyars
Senior Manager, Game &
Event Entertainment and Operations . . . . . Tim Smith
Manager, Game & Event Presentation
& Entertainment . . . . . Janelle Morgan
Supervisor, Game & Event Presentation & Entertainment. . . . . April Alba
Senior Editor & Motion Graphics Animator. . . . . Jeff Lewis
Music Director . . . . . Dieter Ruehle

HOCKEY DEVELOPMENT

Senior Director, Hockey Development. . . . . Chris Crotty
Director, Hockey Programming and Curriculum . . . . . Derek Armstrong
Manager, Hockey Development . . . . . Courtney Ports
Senior Rink Account Executive, Hockey Development . . . . . John Abary
Rink Account Executive, Hockey Development. . . . . Lindsey Karlis
Coordinator, Leagues and Rinks . . . . . Emma Tani
Coordinator, Chariot Program and Events. . . . . Marisa Blanco
Coordinator, Lil Kings and Events . . . . . Cody von Rueden
Coordinator, LA Lions and Ball Hockey . . . . . Tori Pizzuto
Event Sales Account Executive . . . . . Drew Solomon

MARKETING, DIGITAL AND PRODUCTION

Senior Director, Marketing and Digital Media . . . . . Pat Donahue
Director, Production . . . . . Rob McPherson
Director, Digital Media. . . . . Michal Olszewski
Senior Manager, Marketing . . . . . Dominique DiDia
Manager, Digital Media . . . . . Edward Valencia
Manager, Marketing. . . . . Robyn Dutton
Senior Editor, Production. . . . . Phillip Radke
Manager, Production . . . . . Chris Wohlers
Producer/Editor . . . . . Ryan Todd
Supervisor, Production. . . . . Trevor Rabone
Producer, Digital Media . . . . . Emily Griganavicius
Graphic Designer . . . . . Andrew Massey

MERCHANDISE

Vice President, Merchandise . . . . . Sean Ryan

PARTNERSHIP SALES AND ACTIVATION

Senior Vice President, Global Partnerships . . . . . Russell Silvers
Senior Vice President, Global Partnerships . . . . . Nick Baker
Vice President, Partnership Sales. . . . . Josh Veilleux
Vice President, Partnership Activation. . . . . Nam McGrail
Director, Partnership Sales. . . . . Jeff Webster
Director, Partnership Sales. . . . . Rachel Krasnow
Director, Partnership Activation. . . . . Therese Nguyen
Manager, Partnership Sales . . . . . Scott Emery
Manager, Partnership Sales . . . . . Jeff Barash
Manager, Partnership Activation . . . . . Stephanie Nienhuis
Account Executive, Partnership Activation . . . . . Alexandra Jimenez
Account Executive, Partnership Activation . . . . . Lauren Martino
Account Executive, Partnership Sales . . . . . Zach Henkhaus

KINGS 2017-18 STAFF DIRECTORY

TICKET OPERATIONS

Senior Director, Ticket Operations. . . . . Elizabeth Hauck
Director, Ticket Operations . . . . . Samantha Lewis
Coordinator, Ticket Operations . . . . . Peter Etcheberria

TICKET SALES AND SERVICE

Vice President, Ticket Sales and Service . . . . . Mason Donley
Vice President, Group Sales. . . . . Matt Rosenfeld
Director, Ticket Sales and Service . . . . . Brandon Bittel
Director, Event Suite and Group Sales. . . . . Matt Schuman
Manager, Group Sales . . . . . Stephen Fiamengo
Supervisor, Membership Service . . . . . Melina Kent
Supervisor, Ticket Sales . . . . . TJ Cormier
Senior Season Ticket Service Executive. . . . . Scott Servetnick
Senior Season Ticket Service Executive. . . . . Cory Romero
Senior Account Executive, Ticket Sales and Service . . . . . Lisa Dolan
Senior Account Executive, Ticket Sales and Service . . . . . Ryan Rock
Account Executive, Ticket Sales and Service. . . . . Michael Brady
Account Executive, Ticket Sales and Service. . . . . Morgan Poulsen
Account Executive, Ticket Sales and Service. . . . . Ashley Grossman
Account Executive, Ticket Sales and Service. . . . . Justin Bishop
Account Executive, Ticket Sales and Service. . . . . Derek Mayfield
Account Executive, Ticket Sales and Service . . . . . Jonathan Jerozal
Group Sales Account Executive. . . . . Nick Sprowls
Group Sales Account Executive. . . . . Nick Grodotzke
Group Sales Representative. . . . . Jesse Rogers
Assistant, Ticket Sales and Service. . . . . Gaby Smotrys

STAPLES Center
1111 South Figueroa Street
Los Angeles, CA 90015
213-742-7100

300 Continental
300 N. Continental Blvd., Suite 500
El Segundo, CA 90245
310-535-4500

STAPLES Center (18,230 for hockey):
Opened: October, 1999
Rink Dimensions: 200 feet by 85 feet

Minor League Affiliates:
AHL: Ontario Reign
ECHL: Manchester Monarchs

Toyota Sports Center
555 North Nash Street
El Segundo, CA 90245
310-535-4500

Building A / AEG Executive Offices
800 W. Olympic Blvd., Suite 305
Los Angeles, CA 90015
213-763-7700

Rightsholders:
Television: FOX Sports West
Radio Flagship: TalkRadio 790 KABC

Team Colors:
Silver, Black, White

THE STAFF

PHILIP F. ANSCHUTZ
Owner

Philip F. Anschutz assumed ownership of the Los Angeles Kings in October of 1995. Mr. Anschutz is the owner of The Anschutz Corporation, Denver, Colorado. The company's major business interests are in the fields of natural resources, transportation, real estate development, lodging, entertainment and communications.



EDWARD P. ROSKI, JR.
Owner

As President and Chairman of the Board of one of the oldest and largest privately held real estate companies in the United States, Edward P. Roski, Jr., took over ownership of the Los Angeles Kings with Philip F. Anschutz in October, 1995. Mr. Roski's expertise in real estate development played a key role as he helped lead the L.A. Arena Company's efforts to create STAPLES Center in Los Angeles.

His company, Southern California-based Majestic Reality Co., was built upon the entrepreneurial vision of his father, Edward P. Roski, Sr., who founded the company in 1948. Majestic, whose corporate offices are located in Los Angeles, has long been a top developer in the area, owning 83 million square feet of commercial real estate across the United States.

A graduate of the University of Southern California in 1962 with a Bachelor of Science degree in Finance and Real Estate, Mr. Roski served as an officer in the United States Marines from 1962 to 1966. Born and raised in Southern California, he is also a graduate of Loyola High School.

Mr. Roski's other involvements include serving on the Board of Governors of the Bowers Museum of Cultural Art; Natural History Museum of Los Angeles County; Board of Trustees of the California Science Center; Board of Trustees of National Geographic Society; Board of Directors of the Los Angeles Sports & Entertainment Commission; Board of Regents, Loyola High School and Chairman Emeritus of the Board of Trustees at the University of Southern California.

An avid cyclist and mountain climber, Mr. Roski and his wife, Gayle, live in Los Angeles.

DAN BECKERMAN
President and CEO, AEG and Alternate Governor, Kings

Dan Beckerman serves as President and Chief Executive Officer for AEG, one of the world's leading presenters of sports and entertainment programming.

In addition to oversight of key AEG divisions such as AEG Facilities, AEG Presents, AEG Sports, AEG Global Partnerships, AEG Europe, AEG Asia and AEG Digital (including the AXS platform), Beckerman, who reports directly to AEG Founder and Chairman Philip Anschutz, oversees long range planning, acquisitions, financial oversight and corporate governance while serving on the six-member committee that constitutes AEG's Office of the Chairman.

Previously, Beckerman served as Chief Operating Officer and Chief Financial Officer for AEG. In this capacity, his responsibilities included overseeing the day-to-day operations for AEG and fiscal planning for its subsidiaries including STAPLES Center, the Kings (which he also represents as an Alternate Governor), the Los Angeles Galaxy (also serving as a member of the league's Board of Governors), two minor league hockey franchises, international holdings and AEG Presents, the firm's "live" entertainment division. He was also responsible for the financial oversight, long range planning and debt financing for AEG's development projects throughout the world, including The O2 arena and sports & entertainment district (London), Mercedes-Benz Arena and adjacent Mercedes Platz (Berlin), Sprint Center (Kansas City), Microsoft Theater (Los Angeles) and L.A. LIVE (a $3 billion downtown Los Angeles sports & entertainment district) among others.

Since joining the organization in August 1997 as CFO of the Kings, Beckerman has played a key role in the investment of more than $5 billion dollars to develop facilities such as STAPLES Center, L.A. LIVE, The O2 in London (deemed the world's top music venue by Pollstar magazine eight consecutive years), Mercedes-Benz Arena in Berlin, The Ritz-Carlton/JW Marriott hotels at L.A. LIVE, StubHub Center (which opened as The Home Depot Center) and BBVA Compass stadium; the operations of more than one dozen sports franchises worldwide; and the creation of AEG Live, the country's second largest live entertainment promotion entity. In each case, he was responsible for financial planning, budgeting, financial reporting and overall analysis for all matters pertaining to each division or company's business plan.

Prior to joining AEG, Beckerman served as Vice President, Finance for the Los Angeles Clippers for two seasons where he was responsible for all financial matters. Previously, he worked as a senior accountant at Arthur Andersen in Los Angeles where he specialized in corporate taxation.

Beckerman received his MBA in Finance from the Anderson School at UCLA. In 1992, he graduated with honors from UCLA with a Bachelor's Degree in Economics. He lives in West Los Angeles with his wife and two daughters.

LUC ROBITAILLE

President, Alternate Governor

Luc Robitaille – a member of the Hockey Hall of Fame, the highest scoring left wing in NHL history and the all-time Kings leader in goals scored – is in his first season as Kings President, in which he directs and oversees all hockey and business operations, and his 11th season overall in the Kings front office after working the previous 10 years as President, Business Operations. He played 19 seasons in the NHL – including 14 with the Kings – and won a Stanley Cup in 2002.

Since retiring as a player Robitaille has had a tremendous impact on the Kings in the front office in an executive role. On April 10, 2017, Robitaille was promoted to President on the same day Rob Blake, who directs all day-to-day hockey operations for the organization under Robitaille, was promoted to Vice President and General Manager. Robitaille also serves as an Alternate Governor with the Kings.

For the Kings Business Operations department, Robitaille has especially been effective in the areas of Sponsorship Sales and Renewal, Fan and Customer Relations, Game Entertainment, Communications and Broadcasting as revenue has doubled and the Kings won their first two Stanley Cups. Since 2007-08, the Kings have increased their number of sellouts at STAPLES Center each full season, and the team concluded the 2016-17 season with a club record sellout streak of 246 consecutive games including 213 straight regular season contests. Under Robitaille the Kings were named the Sports Team of the Year at the Sports Business Journal's Sports Business Awards event in 2015.

He has been a driving force behind unique events including the 2010 NHL Entry Draft at STAPLES Center and the Kings hosted the 2017 NHL All-Star Game at STAPLES Center as part of the club's 50th Anniversary Celebration. In 2014 the Kings hosted the Anaheim Ducks in a regular-season outdoor NHL game at Dodger Stadium in front of 54,099 fans and the Kings also played outdoor hockey again in 2015 in front of 70,205 fans at Levi's Stadium in Santa Clara.

In addition to being the highest scoring left wing in NHL history, a mark he set in a Kings uniform with his 1,370th point in 2004, Robitaille holds the NHL record for left wingers for most goals (668). He is also 12th in overall NHL goal scoring with 668 goals, 21st in overall NHL scoring with 1,394 points and he is the only left wing in NHL history to record eight consecutive 40-goal seasons (all with the Kings).

With the Kings, Robitaille ranks second all-time in games played (1,077), second in points (1,154) and fourth in assists (597). In 2006, Robitaille set the Kings all-time record for goals when his 551st goal as a King surpassed Marcel Dionne. In 1,077 total regular season games as a King, Robitaille had 557 goals.

Robitaille, 51 (2/17/66), was selected by the Kings in the ninth round (171st overall) of the 1984 NHL Entry Draft. As a rookie, the Montreal native became the first (and only) King to win the Calder Memorial Trophy and he was named to the NHL's All-Rookie Team in 1987. Later he helped lead the Kings to the club's first trip to the Stanley Cup Final in 1993 and that season Robitaille set NHL records for the most goals (63) by a left wing and for the most points (125) by a left wing.

Robitaille would go on to reach other milestones in a Kings uniform, including his 500th career goal in 1999 and his 1,000th game as a King in 2004. When Robitaille had his jersey retired by the Kings, he became just the fifth player to be so honored. In 2009, Robitaille – an eight-time All-Star (all with the Kings) – was selected for the Hockey Hall of Fame. In 2014 he was named a member of the Hockey Hall of Fame Selection Committee and in 2017 he was announced as one of the NHL's 100 greatest players of all-time.

Robitaille has also immersed himself into the Southern California community. He is on the Board of Children's Hospital Los Angeles and Ronald McDonald House, and he and his wife Stacia are the co-founders of a non-profit organization, Echoes of Hope.

Luc and Stacia have two sons, Steven and Jesse. They reside in Santa Monica.

ROB BLAKE

Vice President and General Manager

Rob Blake – who was inducted into the Hockey Hall of Fame in 2014 – is in his fifth season with the Kings as an executive and his first as the club's Vice President and General Manager. He previously served as the club's Vice President/Assistant General Manager for four seasons before getting promoted to his current job on April 10, 2017.

In his role with the Kings, Blake directs all day-to-day hockey operations for the organization under club President Luc Robitaille, who oversees all hockey and business operations. In his new position one of Blake's first moves was to name John Stevens as the club's head coach.

On the ice, Blake played 14 of his 20 NHL seasons with the Kings (1990-01 and 2006-08). He also palyed with the San Jose Sharks (2008-10) and the Colorado Avalanche (2001-06), where he won a Stanley Cup in 2001. He recorded 777 points (240-537=777) in 1,270 regular season games while in 146 playoff games he registered 73 points (26-47=73).

Blake, 47 (12/10/69), served as the Kings captain from 1996-01 and again from 2007-08 (six total seasons). He helped lead the Kings to the Stanley Cup Final in 1993; won the franchise's first Norris Trophy in 1998; captured a gold medal at the 2002 Olympics; and he made seven trips to the NHL All-Star Game including four as a King.

He also is a two-time winner of the Kings Most Valuable Player Award (1997-98 and 1999-00); a six-time winner of the Kings Outstanding Defenseman Award (1990-91, 1991-92, 1992-93, 1993-94, 1997-98 and 1999-00); a winner of the Most Popular Player Award (1997-98); a winner of the Most Inspirational Award (1997-98); and he is a three-time winner of the Kings Community Service Award (1995-96, 1998-99 and 1900-00). He was named to the NHL's All-Rookie Team in 1991; named to NHL's First All-Star Team in 1998; and he was named to the NHL's Second All-Star Team three times.

Blake was originally selected by the Kings in the fourth round (70th overall) of the 1988 NHL Entry Draft. A native of Simcoe, Ontario, Blake played college hockey at Bowling Green State University. He made his NHL debut with the Kings during the 1989-90 season and his final game came in the 2010 postseason with the Sharks. In January of 2015, Blake became the sixth former Kings player to have his jersey retired.

After retiring as a player Blake worked in the NHL's Player Safety department for three years. He returned to the Kings as the club's Assistant General Manager on July 18, 2013), and before his promotion to his current job part of his responsibilities included serving as General Manager of the Ontario Reign, the Kings primary affiliate (American Hockey League). In 2015 the Kings' then-AHL affiliate, the Manchester Monarchs, won the 2015 Calder Cup Championship.

Blake has also served as General Manager of Canada's National Men's Team for the 2014 IIHF Ice Hockey World Championship and he worked in a Management Staff positon on Team Canada's entry in the 2016 World Cup of Hockey.

Rob and his wife Brandy live in Manhattan Beach with their children Jack, Brooke and Max.

KELLY CHEESEMAN

Chief Operating Officer, Alternate Governor

Kelly Cheeseman serves as Chief Operating Officer (COO) of the Kings and he represents the Kings as an Alternate Governor. In addition to the Kings, Cheeseman also serves as COO for AEG Sports which oversees multiple sports teams and events including the LA Galaxy (five-time MLS Champions), Ontario Reign (AHL), Amgen Tour of California (America's most successful cycling race) and Eisbären Berlin of Deutsche Eishockey Liga where he plays an integral executive role and is a member of that hockey franchise's Board of Directors.

Currently in his 17th year with the organization, Cheeseman's day-to-day role as COO for the Kings includes overseeing the Kings various business departments with the goal of maximizing club revenues and growing the team's charitable endeavors. His areas of oversight include Ticket Sales and Service, CRM and Analytics, Marketing, Digital, Game Presentation, Communications and Broadcasting, Hockey Development, Community Relations and Human Resources along with working with AEG Global Partnerships to oversee all of the sponsorship opportunities for the club.

As part of the senior executive leadership team within the Kings, Cheeseman has played a key role in achieving record organizational success and setting a number of franchise records in Ticket Sales, Sponsorship and On-line Digital Metrics. This includes a current club record sellout streak of 246 consecutive games including 213 straight regular season contests (dating back to December 3, 2011). In March of 2014, he was named to Street and Smith's Sports Business Journal's Forty Under 40 list, and in 2015 the heights of Cheeseman's work within the organization were highlighted when the Kings were named the Sports Team of the Year at the Sports Business Journal's Sports Business Awards event in New York.

A board member for the Kings Care and LA Galaxy Foundations, Cheeseman oversaw the $1,000,000, five-year pledge to Children's Hospital Los Angeles that also included a $1,000,000 commitment to the LA Kings Bloodmobile and a five-year, $500,000 commitment to the hospital's Blood Donor Center. Following the Stadium Series game at Dodger Stadium the Kings Care Foundation presented a $1,000,000 check to Camp Ronald McDonald for Good Times to fund the construction of the Dining Hall and Activity Center. In 2015, Kings Care partnered with Discovery Cube Los Angeles to introduce a permanent and educational Science of Hockey exhibit, a highly interactive and science-based $2.5-million, 3,000-plus square foot wing of the museum based in the Hansen Dam Recreational Area.

Prior to his role as COO, Cheeseman served as Senior Vice President of Ticket Sales and Service for the Kings and AEG Sports. Within the Kings business operations division, the club enjoyed unprecedented ticket sales and revenue as Cheeseman led the Kings Ticket Sales department that achieved records in many categories including number of sellouts. Under his leadership since 2008, the Kings Season Ticket base has grown by more than 80 percent and achieved record renewal rates.

In addition to his focus on Ticket Sales, Cheeseman directed all Customer Retention and Service, Database Marketing and CRM initiatives, as well as Ticket Operations. He served as a member of the NHL Ticket Advisory Board and in addition to being a Board Member for the Kings Care and LA Galaxy Foundations, he is also a member of the Board for the Discovery Science Center Los Angeles. He has also served as a guest speaker on numerous NHL and industry panels in recent years, speaking on Customer Retention, Database, New Business and Dynamic Pricing, and in 2015 he was named to the Dodgers tech sector's mentor board.

During his tenure at AEG, Cheeseman has been an integral part of the success of numerous high profile events in Los Angeles including championship boxing, tennis, lacrosse, soccer, cycling, track and field and MLS Cup, as well as two Stanley Cup Championships, an NHL All-Star Game, NHL Entry Draft, 50th Anniversary Celebration, NHL Premiere in Europe and an Outdoor Game at Dodger Stadium and Levi's Stadium. In September 2017 the Kings will play two exhibition games in China.

Before joining the Kings and AEG, Cheeseman worked for the Rancho Cucamonga Quakes (California League) as Marketing Manager with a focus on Marketing and Ticket Sales.

A graduate of Northwood University in West Palm Beach, Florida, Cheeseman earned a Bachelor of Arts degree in Marketing Management in 2000. At Northwood he minored in Advertising and MIS. In 1996, he attended Seton Hall University in South Orange, New Jersey. In school, Cheeseman served as Senior Class President; was a Member of the Men's Varsity Baseball Team at both universities; was the 2000 Student Athlete of the Year (Northwood University) and was a member of Who's Who in College Students in North America in 2000.

Kelly and his wife Andrea reside in Redondo Beach with their daughters Emma and Maisie.

JEFF SOLOMON

Executive Vice President/ Hockey Operations and Legal Affairs

Jeff Solomon is in his 12th season with the Kings, currently serving as Executive Vice President/Hockey Operations and Legal Affairs. Solomon is responsible for the negotiation of player contracts, development of strategic salary cap plans and management of all matters related to the NHL Collective Bargaining Agreement.

Prior to joining the Kings, Solomon served as an NHLPA Certified Agent for 20 years. During that time, Solomon represented hundreds of NHL hockey players including former Kings Tony Granato and Nelson Emerson.

Solomon has extensive experience working with the NHL Entry Level System, restricted and unrestricted free agency and all aspects of the NHL Collective Bargaining Agreement and its arbitration system.

Prior to representing professional hockey players, Solomon practiced law in California where he specialized in tax and estate planning. His post-graduate experience includes work as an international tax specialist and financial consultant.

Solomon earned a Bachelor of Arts in Business Administration from Rutgers University and a Juris Doctorate from the University of San Diego School of Law.

MICHAEL FUTA

Assistant General Manager

Michael Futa is in his 11th full season with the Kings and first as the club's Assistant General Manager after spending the three previous seasons as Vice President, Hockey Operations and Director of Player Personnel. He also serves as the General Manager of the Ontario Reign of the American Hockey League.

Futa was named to his current position on April 12, 2017. He initially joined the Kings as Director of Amateur Scouting, a position he assumed on June 5, 2007. He also has held the title of Co-Director of Amateur Scouting along with Mark Yannetti.

Upon joining the Kings, Futa and Yannetti together helped rebuild and retool the entire Kings Amateur Scouting staff. Under Futa and Yannetti's guidance, the Amateur Scouting staff has been responsible for building the Kings stable of top prospects which includes current Kings Drew Doughty, Kyle Clifford, Alec Martinez and Jordan Nolan – all members of the 2012 and 2014 Stanley Cup Championship teams – as well as Tyler Toffoli and Tanner Pearson, and former Kings Wayne Simmonds, Dwight King, Andrei Loktionov, Linden Vey, Andrew Campbell and Brayden Schenn. Jake Muzzin was also signed as a free agent by the Kings after the Amateur Scouting staff identified him as a top prospect.

Futa came to the Kings after five successful seasons as General Manager of the Owen Sound Attack of the Ontario Hockey League (OHL), where he was named OHL Executive of the Year in 2005. The Attack advanced to the post-season in all five seasons with Futa at the helm, and high profile players like Trevor Lewis (17th overall, 2006 NHL Entry Draft) and Simmonds (second round, 61st overall, 2007 NHL Entry Draft) played for Owen Sound during Futa's tenure there. Futa has also served as Director of Team Ontario's Under-17 program for three seasons, and his Under-17 team won the gold medal at the Canada Games in 2007.

Prior to his time with the Attack, Futa served as both an Assistant Coach and Assistant General Manager with the Oshawa Generals (OHL) for two seasons (1999-01). The native of Toronto also served first as an Assistant Coach and then as a Head Coach of Toronto St. Michael's Majors (OHL) from 1997-00. Prior to that, he served as Head Coach and General Manager of the St. Michael's Buzzers (Provincial Junior "A").

Before turning to the coaching ranks, Futa played four seasons of professional hockey in Europe (two seasons in Germany and two seasons in Denmark). The former left wing also captained his team at York University, where he was also honored as the student who best combined academics and athletics at the school during his senior season.

Michael, 49 (10/28/67), splits his time living in both Manhattan Beach and the greater Toronto-area. He has three daughters: Hunter and twins Carmen and Devon.

MIKE O'CONNELL

Senior Advisor to the General Manager/Development

Mike O'Connell, who spent six seasons as Vice President and General Manager of the Boston Bruins, is in his 12th season with the Kings. His current title is Senior Advisor to the General Manager/Development.

Having joined the Kings with more than 20 years of NHL experience as both a player, Assistant Coach, Head Coach (he served as the Interim Head Coach of the Bruins for nine games in the 2002-03 season) and front office executive, O'Connell in Boston was instrumental in assembling a club that won two Northeast Division titles before he left the organization in March of 2006.

Before establishing himself in the front office, O'Connell enjoyed a standout 13-year NHL career as a defenseman with the Bruins, Detroit Red Wings and his hometown Chicago Blackhawks. He recorded three 50-plus point seasons (from 1982-85) when he played for Boston and he was an NHL All-Star in 1984. He still holds the Bruins record for longest goal streak by a defenseman with seven games – it was also an NHL record for 25 years before Mike Green set a new mark in February of 2009 – and he re-joined the Bruins organization as an Assistant Coach in 1991 before the club advanced to the Eastern Conference Final that season.

A native of Chicago, O'Connell, 61 (11/25/55), who also served as the Head Coach of Boston's AHL affiliate in Providence for two seasons from 1992-94, re-joined the parent club in 1994 as Assistant General Manager, a post he held for six seasons.

He and his wife Rosemary reside in Cohasset, Massachusetts. They have a daughter, Kristen, and two sons, Matthew and Gregory.

JACK FERREIRA

Senior Advisor

Jack Ferreira, who is in his 46th season of professional hockey – including nine years as an NHL General Manager – is in his 12th season with the Kings, serving as Senior Advisor as he works closely with the entire Kings Hockey Operations department, including Vice President and General Manager Rob Blake.

Ferreira came to the Kings from the Atlanta Thrashers, where he was responsible for scouting throughout North America and Europe as the Director of Player Personnel for the club. He also assisted General Manager Don Waddell in all player-related decisions.

A native of Providence, R.I., Ferreira was an original member of the Anaheim Ducks management team prior to his stint with the Thrashers. With the then-Mighty Ducks, he served for two seasons as Vice President of Hockey Operations (1998-00) and five seasons as Vice President and General Manager (1993-98). During his tenure, the Ducks team that he helped build from the ground-up equaled an NHL record for victories as a first-year club (33) in 1993-94. Ferreira was also primarily responsible for several prominent moves in Anaheim's early history, including the drafting of Hall of Famer Paul Kariya in 1993 and the acquisition of Hall of Famer Teemu Selanne in 1996.

Before joining the Ducks, Ferreira helped the Montreal Canadiens capture the 1993 Stanley Cup Championship as their Director of Pro Scouting. He also helped launch the San Jose Sharks franchise as Vice President and General Manager of the club from 1990-92. Ferreira's first opportunity to head up an NHL franchise was when he served as Vice President and General Manager of the Minnesota North Stars from 1988-90. With both San Jose and Minnesota, Ferreira worked with former Kings General Manager Dean Lombardi.

Ferreira has also served as Director of Player Development for the New York Rangers (1986-88), as a U.S. and College Scout for the Calgary Flames (1980-86), and he worked for the NHL's Central Scouting Service as a New England Area Scout (1977-80).

His professional career began in 1972 with the New England Whalers of the World Hockey Association, where he held various roles including Head Scout, Assistant Coach and Assistant General Manager through 1977.

A former All-America goaltender at Boston University, where he later earned induction into that school's Athletic Hall of Fame, Ferreira was an Assistant Coach on the collegiate level with Brown University from 1970-72; with Princeton University in 1969; and at West Point from 1967-69.

In addition, Ferreira, 73 (6/9/44), was the Assistant General Manager for Team USA when they captured the gold medal at the 1996 World Cup of Hockey and also at the 1998 Olympics in Japan.

Jack and his wife Kathy reside in Riverside. They have two daughters, Jennifer and Julie, and two sons, Eric and Kent.

JOHN STEVENS

Head Coach

John Stevens was named Head Coach of the Kings on April 23, 2017. The 2017-18 season is Stevens' first season as Head Coach and eighth season overall with the team. Prior to being named Head Coach he served as the club's Associate Head Coach where he helped play a critical coaching role in the club's two Stanley Cup Championships, three trips to the Western Conference Finals and five playoff appearances.

On the defensive end in particular, Stevens has helped direct the Kings to top-10 finishes in fewest goals allowed per game in every year he has been with the Kings and since he was hired in 2010-11, the Kings hold the lowest goals against per game average in the league. The club's penalty killing percentage has ranked in the Top-10 in four out of the seven years he has been with the club including the fourth-best penalty killing unit since he was hired. In 2013-14, the Kings won the William M. Jennings Trophy as the team with the lowest goals-against-average (GAA) in the league, the first time in franchise history the Kings have won the award, and this past season the Kings ranked sixth in fewest goals allowed.

Stevens, who served as the Kings Head Coach for four games in December of 2011, worked as the Head Coach of the Philadelphia Flyers (2006-09) prior to joining the Kings. With Philadelphia he had a 120-109-34 record while leading the Flyers to the Eastern Conference Finals in 2008.

The native of Campbellton, New Brunswick, took over as the Flyers Head Coach on October 22, 2006, after beginning the 2006-07 campaign as the club's Assistant Coach. The Flyers were 21-42-11 under Stevens in 2006-07, before having a great turn-around in 2007-08 (the Flyers had an NHL-best 39-point improvement from the year before). In Philadelphia Stevens coached a team that featured six 20-goal scorers (2007-08) and those Flyers were one of two NHL teams to feature three defensemen who registered 30 points. Following that season The Hockey News honored Stevens with their Coach of the Year Award.

In 2007-08 the Flyers went 42-29-11 in the regular season and qualified for the playoffs before eliminating Washington in the first round and top-seeded Montreal in the second round. Stevens guided Philadelphia to a 99-point season in 2008-09 (44-27-11) and the team's second consecutive playoff appearance. He was 13-11-1 to start the 2009-10 campaign before he was relieved of his duties on December 4, 2009. That Flyers club eventually reached the 2010 Stanley Cup Final.

Before his NHL coaching tenure, Stevens was the Head Coach of the Philadelphia Phantoms (the Flyers' AHL affiliate) for six years (2000-01 through 2005-06). His Phantoms made the playoffs four times and won the Calder Cup Championship in 2005. In 2012, he was inducted into the AHL Hall of Fame.

Stevens was drafted by the Flyers (third round, 47th overall) in the 1984 NHL Entry Draft and played parts of five seasons with Philadelphia and Hartford, totaling 10 points (0-10=10) and 48 penalty minutes in 53 NHL regular season games. In 834 career AHL games Stevens, a defenseman, had 188 points (21-167=188), 1,397 penalty minutes and won three Calder Cups: 1988 with Hershey, 1991 with Springfield (team captain) and 1998 with the Phantoms (team captain).

Stevens is officially the 27th Head Coach in Kings history with 24 different men – including Stevens – having served as Head Coach. When Stevens served as the Kings Head Coach for four games during the 2011-12 regular season (Dec. 13, Dec. 15, Dec. 17 and Dec. 19), the Kings posted a 2-2-0 record. Stevens replaced Terry Murray (his last game was December 10, 2011) before Darryl Sutter was hired (his first game was December 22, 2011).

John, 51 (5/4/66), and his wife, Stacy, have two sons, John and Nolan.

DAVE LOWRY
Assistant Coach

Dave Lowry is in his first season as an Assistant Coach with the Kings. He was named to his current position on May 30, 2017.

Lowry joined the Kings with an extensive coaching resume that includes experience at the NHL and Western Hockey League (WHL) levels. Prior to coaching, Lowry enjoyed a playing career which included more than 1,000 regular season games in the NHL.

Most recently Lowry served as the Head Coach for the Victoria Royals (WHL) for the past five seasons. His club posted a winning record each season and the club made the playoffs all five years (they advanced to the second round on three occasions). Overall the team posted a 209-124-27 record under Lowry's direction.

Before the Royals Lowry spent close to a decade with the Calgary Flames organization in a number of different capacities. For three seasons (2009-12) he was an Assistant Coach with the Flames. Prior to that he garnered his first coaching experience with the Calgary Hitmen (WHL) where he served as Head Coach, Associate Head Coach and Assistant Coach at different times. In 2009, his lone season at the helm, his squad advanced to the WHL Final.

In 2003-04, Lowry concluded his playing career. He originally broke in with the Vancouver Canucks in 1985 and went on to play for the Blues, Panthers, Sharks and Flames (where he served as team captain). He played in 1,084 NHL regular season games and totaled 351 points (164-187=351) and 1191 penalty minutes. He scored at least 10 goals in six different seasons and he was a member of the Florida team that advanced to the Stanley Cup Final in 1995. In the playoffs, Lowry participated in 111 games and recorded 36 points (16-20=36). His playing career ended in 2004 when the Flames lost to the Tampa Bay Lightning in the Stanley Cup Final.

Dave, 52 (February 14, 1965), is a native of Ottawa. He and his wife Elaine have four children: Sarah, Joel, Adam and Tessa.

DON NACHBAUR
Assistant Coach

Don Nachbaur is in his first season with the Kings as an Assistant Coach. He was named to his position on June 22, 2017.

Nachbaur joined the Kings after serving as Head Coach of the Spokane Chiefs of the Western Hockey League (WHL) for the past seven seasons (2010-17) and leading his team to the WHL playoffs in six of those seven campaigns. He is a three-time WHL Coach of the Year and is the only coach to win the award with three different teams (Spokane, Tri-City and Seattle). He is also the third winningest coach in WHL history (693 wins).

The native of Kitimat, British Columbia, has more than 20 years of coaching experience and served as Head Coach of the WHL's Tri-City Americans from 2003-09, the WHL's Seattle Thunderbirds from 1994-00, and in the American Hockey League (AHL) for the Binghamton Senators in 2009-10. He also worked as an Assistant Coach for the Philadelphia Phantoms from 2000-02 and the Binghamton Rangers in 1991.

While with the Phantoms, he was the Assistant Coach under Kings Head Coach John Stevens, who served as Head Coach of the Phantoms from 2000-06. Just like during their coaching careers, the playing careers of Nachbaur, 58 (1/30/59), and Stevens intersected as they played in the Philadelphia/Hershey system together. They were teammates in Philadelphia (NHL) and Hershey from 1986 to 1990.

Nachbaur enjoyed a successful playing career that included 223 NHL regular season games and 11 playoff games over eight seasons with the Philadelphia Flyers (1985-90), the Edmonton Oilers (1982-83) and the Hartford Whalers (1980-82). His regular season totals included 69 points (23-46=69) and 465 penalty minutes. He was selected by Hartford in the third round (60th overall) of the 1979 NHL Entry Draft and made his NHL debut with the Whalers during the 1980-81 season.

Nachbaur spent parts of nine seasons in the AHL with Hershey, New Haven (the Kings' minor affiliate at the time) and Moncton. He won a Calder Cup championship with the Bears in 1988. He also played professionally in Austria and Nachbaur has coached in several international tournaments.

Don and wife Kim reside in Richland, Washington. They have two children: Sydney and Daniel.

PIERRE TURGEON
Assistant Coach

Pierre Turgeon is in his first season as an Assistant Coach with the Kings. He was named to the position on July 10, 2017.

Turgeon is making his NHL coaching debut with the Kings. The native of Rouyn, Quebec, ranks 38th all-time in career NHL goals after scoring 515 of them over 19 NHL seasons with Colorado, Dallas, St. Louis, Montreal, the New York Islanders and Buffalo. He was selected first overall by the Sabres in the 1987 NHL Entry Draft and made his NHL debut with them during the 1987-88 season.

Turgeon averaged 1.03 points-per-game during his long career. He authored nine seasons of 30-plus goals and eight seasons of 80-plus points, and he set career highs in goals (58), assists (74) and points (132) during the 1992-93 season, a season in which he was also named the winner of the Lady Byng Memorial Trophy. He was a five-time NHL All-Star (1990, 1993, 1994, 1996 and 2000) who in addition to ranking 38th all-time in career NHL goals (515), is also 21st all-time in career NHL power play goals (190), tied for 21st all-time in career NHL game-winning goals (86), 30th all-time in career NHL assists (812) and 32nd all-time in career NHL points (1,327). Turgeon also skated in 109 career Stanley Cup playoff games, totaling 97 points (35-62=97) and 36 penalty minutes in those playoff contests.

Turgeon, who recorded more than 100 goals and 300-plus points in separate stints with Buffalo (1987-1991), the New York Islanders (1991-1995) and St. Louis (1996-01), announced his retirement as a player following the 2005-06 NHL season.

Since retiring as a player, Turgeon, 47 (August 28, 1969), has been active in coaching his kids at different levels until a couple of years ago.

Pierre is married to Elisabeth. They have a daughter Alexandra, a son Dominic (drafted by the Red Wings) and daughter Valerie (playing hockey at Harvard University).

BILL RANFORD
Goaltending Coach

Bill Ranford is in his 12th season as the Goaltending Coach with the Kings. He was named to his position on July 10, 2006 and is the longest tenured goalie coach in team history and the longest tenured member of the club's current coaching staff.

Upon Ranford joining the club the Kings team goals-against average (GAA) dropped steadily during each of his first six seasons. This past season Kings goaltenders combined for nine shutouts, the third most in the league, and ranked sixth in the league in goals against (201, not including shootout goals).

In 2013-14, the Kings won the William M. Jennings Trophy as the team with the lowest goals-against-average (GAA) in the league, the first time in franchise history the Kings have won the award. That same season Kings goalies allowed a franchise-low 168 goals (not including shootout goals), an all-time record with 13 shutouts and a 2.02 GAA. In 2011-12, the club enjoyed a .924 save percentage (tied for third in the NHL that season) which remains a franchise best.

During the 2012 playoffs the Kings posted a 1.45 team GAA over 20 games and Quick, the Conn Smythe Trophy winner, had three shutouts. In 2013 the Kings posted a 1.80 team GAA in the postseason, the best mark in the NHL, along with another three playoff shutouts for Quick.

Ranford, 50 (12/14/66), had worked as the Goaltending Consultant with the Vancouver Giants of the Western Hockey League for two seasons before joining the Kings. In addition, Ranford – a two-time Stanley Cup Champion goalie with the Edmonton Oilers in 1988 and 1990 and the Conn Smythe Trophy winner in 1990 – has also worked as a Goaltending Consultant with the Burnaby Express of the British Columbia Hockey League (Tier II Junior), of which he was a part-owner.

Ranford, who shares the NHL's single season playoff record for most wins by a goaltender with 16 victories in 1990, completed a stellar 15-year NHL playing career following the 1999-00 season. Originally selected by the Boston Bruins in the third-round (52nd overall) of the 1985 NHL Entry Draft, Ranford had a regular season record of 240-279-76, 15 shutouts, a 3.41 goals-against-average and a .888 save-percentage in 647 regular season NHL contests with the Oilers, Bruins, Detroit Red Wings, Tampa Bay Lightning and Washington Capitals. He also played in a total of a 53 NHL playoff games, and he played for the Oilers alumni team at the outdoor Heritage Classic in 2003 in Alberta and in 2016 in Winnipeg.

Ranford, an All-Star during the 1990-91 season, made his acting debut in the movie Miracle, where he performed scenes as a "stunt double" of Jim Craig, Team USA's goalie during the 1980 Winter Olympics. A native of Brandon, Manitoba, Ranford is a member of the Manitoba Sports Hall of Fame.

Bill and his wife Kelly have two children: daughters Cassady and Tristan. They live in New Westminster, British Columbia.

NELSON EMERSON
Director of Player Development

Nelson Emerson is in his 10th season in the Player Development department with the Kings currently serving as Director.

Prior to leading the Player Development department Emerson spent two seasons as an Assistant Coach. He was originally named to the club's coaching staff on July 10, 2006. Emerson also worked as a Coaches Aide with the Kings during the 2003-04 season.

Emerson, a right wing born in Hamilton, Ontario, played with the Kings from 2000-02 and recorded 31 points (17-14=31) and 79 penalty minutes in 124 regular season NHL games for the club. He also played in 19 playoff games with the Kings and had five points (2-3=5) and six penalty minutes.

Originally selected by the St. Louis Blues in the third-round (44th overall) of the 1985 NHL Entry Draft, Emerson recorded 488 points (195-293=488) and 575 penalty minutes in 771 career regular season NHL games. In 40 career NHL playoff games, he had 22 points (7-15=22) and 33 penalty minutes.

Prior to turning pro, Emerson, 50 (8/17/67), enjoyed four standout years at Bowling Green State University of the Central Collegiate Hockey Association (CCHA), where he was a two-time All-American and a three-time CCHA All-Star. He remains the school's all-time leading scorer with 294 points and he was a finalist for the Hobey Baker Award three times during his career with the Falcons (1988, 1989, 1990). At Bowling Green, Emerson was a teammate of Rob Blake. He also is the CCHA all-time leading scorer and the NCAA's seventh all-time leading scorer.

Nelson and his wife June have four children: daughters Mackenzie and Madelyn, and sons Quinn and Blake. They reside in Manhattan Beach.

ROB LAIRD
Senior Pro Scout

Rob Laird is in his 24th year with the Kings – and his 21st season in the club's Pro Scouting department – as he currently serves as Senior Pro Scout.

Originally joining the Kings as a coach in the club's minor league system, Laird spent two seasons as the Head Coach of the Phoenix Roadrunners, the former International Hockey League (IHL) affiliate of the Kings. With the Roadrunners, Laird helped his team advance to the playoffs both seasons while his club posted winning records both years. Prior to that coaching assignment, Laird served as a Head Coach in the American Hockey League for Moncton and Baltimore.

In 1989-90, Laird was behind the bench for the Washington Capitals as an Assistant Coach. Previously, he was the Head Coach at Fort Wayne (IHL) for four seasons, where he won at least 46 games each year – including the 1985-86 season in which the Komets won 52 regular season games to earn the Presidents' Trophy.

During his playing career, Laird, 62 (12/29/54), played in one NHL game for the Minnesota North Stars during the 1979-80 season. He also played professionally for Fort Wayne, Nashville (CHL) and Oklahoma City (CHL). The Regina, Saskatchewan-born Laird also played for the Memorial Cup Regina Pats (WCHL) before being drafted by the Pittsburgh Penguins in the seventh-round (116th overall) of the 1974 NHL Amateur Draft and by the Minnesota Fighting Saints in the second-round (29th overall) of the 1974 WHA Amateur Draft.

Rob and his wife Madeleine reside in Phoenix. They have a daughter, Vanessa, and a son, Grant.

MARK YANNETTI
Director of Amateur Scouting

Mark Yannetti is in his 12th season with the Kings and 11th as Director of Amateur Scouting. During the 2006-07 season, he served as a Pro Scout for the Kings before being named to his current position on June 5, 2007.

Prior to coming to Los Angeles, the native of Boxford, Massachusetts, served as an Amateur Scout with the Toronto Maple Leafs. In that role, he monitored prospects in the Quebec Major Junior Hockey League as well as Hockey East, the Eastern Collegiate Athletic Conference, the Central Collegiate Hockey Association, the United States Hockey League and the U.S. National Development Team. He also monitored U.S. High Schools and Tier 2 Hockey and, to a lesser degree, the Ontario Hockey League and the Western Collegiate Hockey Association.

Yannetti worked as an Amateur Scout with the Maple Leafs starting in 2004. Before that he worked as a Pro Scout for the franchise from 2000-04, focusing his attention on both the NHL and the American Hockey League. In that role, Yannetti was primarily responsible for the Eastern Conference in both leagues while also having responsibilities in the Western Conference and the ECHL.

Yannetti worked as an Advance Scout for the Stanley Cup Playoffs from 1999-04, where he was solely responsible for the pre-scouting of potential Toronto playoff opponents. His scouting included systems breakdown and analysis and assessment of player tendencies. In addition, he also assisted the Toronto coaching staff in the development of strategies to exploit opposing player and team weaknesses.

Yannetti became a Scout after six seasons of professional hockey. He turned pro after earning Second Team All-America honors from the American Hockey Coaches Association following a standout senior season at Williams College in 1993-94. Yannetti, a defenseman, played three seasons with the Ephs after beginning his collegiate career at Brown University in 1990-91.

Mark, 46 (6/7/71), lives in Boston.

CHRISTIAN RUUTTU
Head European Scout

Christian Ruuttu is in his seventh season with the Kings having joined the club in 2011. He currently serves as the club's Head European Scout.

Prior to joining the Kings, Ruuttu – a former NHL center who played for three different clubs – worked for the Phoenix Coyotes for seven seasons. During his last four years with that club he served as their Head European Scout after initially joining the organization in January of 2005 (European Scout).

Ruuttu played nine seasons in the NHL and recorded 432 points (134-298=432) and 714 penalty minutes in 621 games with Buffalo, Chicago and Vancouver. He also collected 13 points (4-9=13) in 42 career playoff games. Ruuttu was originally drafted by Buffalo in the seventh-round (134th overall) of the 1983 NHL Entry Draft and registered 65 points – including 22 goals as a rookie in 1986-87. His most productive campaign came the following season, when the native of Lappeenranta, Finland, set career-highs in goals (26) and points (71). He also represented the Sabres at the 1988 NHL All-Star Game in St. Louis.

Following his NHL playing career Ruuttu continued playing professionally in Europe until 1999. From 2000-04, he served as General Manager of the Espoo Blues of the Finnish Pro League and was a Board Member of the Finnish Elite League.

Christian resides in Helsinki, Finland with his wife, Camilla and son, Alexander, who lives in Helsinki in the off season and plays pro in the Finnish League for KalPa in Kuopio.

DR. JOHN MEYER
Director, Player Health and Performance

Dr. John Meyer is in his first season as the Director of Player Health and Performance for the Kings. As a clinician, Dr. Meyer has practiced in the Los Angeles community over the last 19 years, specializing in biomechanical movement analysis and its relationship with orthopedic and sports injuries.

Dr. Meyer is the President and CEO of the Meyer Institute of Sport in Los Angeles. He and his team, provide physical therapy, biomechanical movement analysis and preventative sports performance programs to the Kings and a variety of elite professional athletes from the NHL, NFL, NBA, MLB, UFC, USA Volleyball and Track and Field.

Dr. Meyer has also worked for the Department of Athletic Medicine at the University of Southern California since 2005 and is currently an Associate Director of Sports Science and Performance.

His interests in spinal disorders, and upper and lower extremity injuries, have led him to serve as an Adjunct Assistant Professor of Clinical Physical Therapy at the University of Southern California in the Departments of Biokinesiology and Physical Therapy. He frequently lectures throughout the country to physical therapists, doctors, and other healthcare practitioners on various topics related to movement disorders and sports performance.

He attained his Doctor of Physical Therapy degree and Orthopedic Residency Certificate from the University of Southern California. Dr. Meyer is a Board Certified Specialist in Orthopedics.

A native of Hutchinson, Kansas, John resides in Manhattan Beach with his wife Dr. Lisa Meyer and their two daughters.

CHRIS KINGSLEY
Head Athletic Trainer

Chris Kingsley is in his 12th season as Head Athletic Trainer with the Kings. He was named to his position on August 1, 2006.

Kingsley had most recently held the same role with the Kings primary American Hockey League (AHL) affiliate, the Manchester Monarchs, where he worked since the franchise began play in 2001. Prior to the Monarchs, he spent his first three AHL seasons with the Lowell Lock Monsters. In 2016 he was a member of the Team USA Training Staff for the World Cup of Hockey and the 2017 NHL All-Star Game.

Before arriving in the AHL, Kingsley worked seven years at Cushing Academy in Ashburnham, Massachusetts, as the school's Director of Sports Medicine.

Kingsley graduated from North Adams State College in 1990, earning a Bachelor's of Arts degree in Biology with a concentration in Sports Medicine. He also attended Indiana State University, where he earned a Master's of Science degree in Athletic Training in 1995.

Chris and his wife Sue have two children: Jonathan and Jaclyn. They reside in the South Bay.

MATT PRICE
Head Strength and Conditioning Coach

Matt Price is in his fourth season as the Head Strength and Conditioning Coach for the Kings. He was hired to his current position in September 2014.

Price has a wealth of experience. After an accomplished playing career as a hockey player, he turned his athletic experience and post-graduate education into a successful career as a strength and physiology expert. For the past decade, Price has trained countless professional hockey players and Canada's national Alpine Ski Team.

Prior to joining the Kings, Price worked for the Canadian Sports Institute Ontario where he served as Lead, Strength and Conditioning for the Institute as well as for Cycling Canada. He had also led Alpine Canada's Strength and Conditioning and Sports Science since 2007, and that group included multiple Olympic and World Championship medals.

In addition to training, Price has designed his Olympic and professional athlete's health and performance based supplement programs to support training and competition. He holds an undergraduate degree in Kinesiology (Acadia University) and a Master's degree in Kinesiology (University of Calgary).

Matt is a native of Holland Landing, Ontario. He lives in Hermosa Beach with his wife Ashley.

DARREN GRANGER
Head Equipment Manager

Darren Granger is in his 12th season as Head Equipment Manager with the Kings. He was named to his position on June 1, 2006.

Granger came to the Kings with a great deal of experience. Prior to the Kings, he spent 13 seasons as the Assistant Equipment Manager with the Vancouver Canucks. He has also served as the Equipment Manager at the 2017, 2015 and 1998 NHL All-Star Games.

He was Equipment Manager for the gold-medal-winning Team Canada squad at the 2014 Winter Olympic Games in Russia, and he has also represented that organization at the 2016 World Cup of Hockey, the 2010, 2008, 2006 and 1999 World Championships, the 1996 World Cup and the 1992 World Junior Championship. In 2004, he received the Larry Ashley Award from the British Columbia Hockey Hall of Fame for dedication and spirit toward the game of hockey.

Prior to joining the Canucks, the Brandon, Manitoba-born Granger worked for five years as a Trainer for the Brandon Wheat Kings of the Western Hockey League.

Darren lives in Redondo Beach with his wife, Cathy, their daughter, Sadie, and their son, Chase.

KINGS BUSINESS OPERATIONS – VICE PRESIDENTS

MICHAEL ALTIERI
Senior Vice President, Communications and Broadcasting

NICK BAKER
Senior Vice President, Global Partnerships

MASON DONLEY
Vice President, Ticket Sales and Service

JOE LEIBFRIED
Vice President, Finance

AARON LeVALLEY
Vice President, Digital Strategy and Analytics



JONATHAN LOWE
Senior Vice President, Business Development and Brand Strategies

NAM McGRAIL
Vice President, Partnership Activation

JENNIFER POPE
Vice President, Community Relations and Kings Care Foundation

MATT ROSENFELD
Vice President, Group Sales

SEAN RYAN
Vice President, Merchandise

RUSSELL SILVERS
Senior Vice President, Global Partnerships

JOSH VEILLEUX
Vice President, Partnership Sales

KINGS HOCKEY OPERATIONS - STAFF

JOE ALEXANDER
Assistant Equipment Manager

NIKLAS ANDERSSON
Amateur Scout Europe

EVA BASSETT
Manager, Hockey Administration

TED BELISLE
Amateur Scout United States

BROOKS BERTSCH
Assistant Video Coordinator

DANA BRYSON
Assistant Equipment Manager

CHRIS BYRNE
Amateur Scout Ontario/CIS

LEE CALLANS
Scouting Operations Coordinator

JEREMY CLARK
Development, Strength and Conditioning

BRYAN DENNEY
Amateur Scout Ontario

MIKE DONNELLY
Player Development

TRENT FREY
Assistant Strength and Conditioning Coach

DENIS FUGERE
Amateur Scout Quebec/Maritimes

TONY GASPARINI
Amateur Scout United States

MATT GREENE
Pro Scout

BILL GURNEY
Video Technician

BOBBY HALFACRE
Equipment

MYLES HIRAYAMA
Assistant Athletic Trainer

DUSTY IMOO
Goaltender Development

JUSSI KARI-KOSKINEN
Amateur Scout Europe

KINGS HOCKEY OPERATIONS - STAFF

DR. RONALD KVITNE
Team Physician

SAMSON LEE
Video Coordinator

JASON LEWIS
Video Technician

BRENT McEWEN
Amateur Scout
Western Canada

DR. MICHAEL MELLMAN
Team Internist

DR. CHAD MOREAU
Chiropractic Consultant

KRISTY MORRELL
Sports Dietitian

GLEN MURRAY
Player Development

BRANTT MYHRES
Player Assistance

DR. KEN OCHI
Team Dentist

SEAN O'DONNELL
Player Development

MARK OSBORNE
Pro Scout

NATHAN SCHMIT
Massage Therapist

DR. JANE SEMEL
Team Opthalmologist

BRIAN SIMAS
Equipment



JARRET STOLL
Player Development

DAVID TORRIE
Pro Scout

KINGS BUSINESS OPERATIONS - STAFF

JOHN ABARY
Senior Rink Account Executive, Hockey Development

APRIL ALBA
Supervisor, Game & Event Presentation & Entertainment

JONATHAN ANDERSON
Manager, Game Used Merchandise

DEREK ARMSTRONG
Director, Hockey Programming and Curriculum

BAILEY
Team Mascot

JEFF BARASH
Manager, Partnership Sales

JUSTIN BISHOP
Account Executive, Ticket Sales and Service

BRANDON BITTEL
Director, Ticket Sales and Service

MARISA BLANCO
Coordinator, Chariot Program and Events

CHARLES BORJON
Staff Accountant

BROOKLYN BOYARS
Senior Director, Game & Event Presentation, Production, Operations & Entertainment

MICHAEL BRADY
Account Executive, Ticket Sales and Service

ALICIA BRIONES
Executive Assistant to Chief Operating Officer



KYLE BURKHARDT
Director, Business Intelligence

SHAUNNA CAMPBELL
Supervisor, Kings Care Foundation

TJ CORMIER
Supervisor, Ticket Sales

CHRIS CROTTY
Senior Director, Hockey Development

DOMINIQUE DIDIA
Senior Manager, Marketing

LISA DOLAN
Senior Account Executive, Ticket Sales and Service



JOHN D'ONOFRIO
Coordinator, Analytics

KINGS BUSINESS OPERATIONS - STAFF

ROBYN DUTTON
Manager, Marketing

AMANDA ELLIS
Director, Community Relations and Kings Care Foundation

SCOTT EMERY
Manager, Partnership Sales



DARYL EVANS
Radio Analyst

ALEX FAUST
TV Play-by-Play Announcer

STEPHEN FIAMENGO
Manager, Group Sales

EDDIE FISCHERMANN
Manager, Communications and Media Services

JIM FOX
TV Analyst

ANNMARIE FRANCIS
Manager, Human Resources

GABE GELBARD
Assistant, Community and Player Relations

EMILY GRIGANAVICIUS
Producer, Digital Media



NICK GRODOTZKE
Group Sales Account Executive

ASHLEY GROSSMAN
Account Executive, Ticket Sales and Service

ELIZABETH HAUCK
Senior Director, Ticket Operations

ZACH HENKHAUS
Account Executive, Partnership Sales

ALEXANDRA JIMENEZ
Account Executive, Partnership Activation

DAVE JOSEPH
Manager, Alumni Relations/Public Address Announcer

MIKE KALINOWSKI
Director, Communications and Media Services



LINDSEY KARLIS
Rink Account Executive, Hockey Development

MELINA KENT
Supervisor, Membership Service

KINGS BUSINESS OPERATIONS - STAFF

GRETCHEN KIKER
Senior Manager, Database Marketing

ROB KOCH
Director, Team Operations

JEFF LEWIS
Senior Editor & Motion Graphics Animator

SAMANTHA LEWIS
Director, Ticket Operations

PETER LISOWSKI
Director, Business Analytics and Project Management

YVONNE LUONG
Senior Finance Manager

MICHAEL MARSOCCI
Manager, Data Analytics



LAUREN MARTINO
Account Executive, Partnership Activation

ROB McPHERSON
Director, Production

BOB MILLER
Team Ambassador

JEFF MOELLER
Senior Director, Communications and Heritage

JANELLE MORGAN
Manager, Game & Event Presentation & Entertainment

THERESE NGUYEN
Director, Partnership Activation

NICK NICKSON
Radio Play-by-Play Announcer

STEPHANIE NIENHUIS
Manager, Partnership Activation

KIKI OLDANI
Senior Office Administrator

MICHAL OLSZEWSKI
Director, Digital Media

DARSHAN PARIKH
Director, Information Technology



TORI PIZZUTO
Coordinator, LA Lions and Ball Hockey

COURTNEY PORTS
Manager, Hockey Development

KINGS BUSINESS OPERATIONS - STAFF

MORGAN POULSEN
Account Executive, Ticket Sales and Service

TREVOR RABONE
Supervisor, Production

RYAN ROCK
Senior Account Executive, Ticket Sales and Service

JESSE ROGERS
Group Sales Representative

CORY ROMERO
Senior Season Ticket Service Executive

JON ROSEN
Beat Reporter

DIETER RUEHLE
Music Director

SCOTT SANGREY
Controller

MATT SCHUMAN
Director, Event Suite and Group Sales

SCOTT SERVETNICK
Senior Season Ticket Service Executive

KEHLY SLOANE
Executive Assistant to President

TIM SMITH
Senior Manager, Game & Event Entertainment and Operations

GABY SMOTRYS
Assistant, Ticket Sales and Service

DREW SOLOMON
Event Sales Account Executive

NICK SPROWLS
Group Sales Account Executive

EMMA TANI
Coordinator, Leagues and Rinks

RYAN TODD
Producer/Editor

EDWARD VALENCIA
Manager, Digital Media

CODY VON RUEDEN
Coordinator, Lil Kings and Events

JEFF WEBSTER
Director, Partnership Sales

ILYSE WOLFE
Coordinator, Human Resources

THE PLAYERS

ALL-TIME TOP TEN
Goals

1	Luc Robitaille	557
2	Marcel Dionne	550
3	Dave Taylor	431
4	Bernie Nicholls	327
5	Butch Goring	275
6	**Anze Kopitar**	255
7	Wayne Gretzky	246
8	**Dustin Brown**	232
9	Charlie Simmer	222
10	Mike Murphy	194

ANDY ANDREOFF — Left Wing

15

ANDY ANDREOFF

Shoots: Left
Height: 6-1
Weight: 203

Age: 26 (Turns 27 on May 17, 2018)

Birthplace: Pickering, Ontario (May 17, 1991)

Acquired by Kings: Selected by the Kings in the third round (80th overall) in the 2011 NHL Entry Draft.

In his NHL career he has netted 2 GAME-WINNING GOALS

In 2015-16 he had career high 8 GOALS



LAST SEASON:

2016-17: Recorded a career-high 15:14 TOI, Feb. 9 at FLA…Played his 100th career game, Feb. 7 at TBL…Had a career-tying two-game point streak, and career-high two-game assist streak (0-2=2), Jan. 21-23…Recorded his first point of the season (0-1=1), Jan. 21 at NYI…Missed 15 games due to injury, Nov. 1-Dec.1.

LAST AMATEUR CLUB:
Oshawa, OHL.

FINISHED 2nd last season in penalty minutes

CAREER STATISTICS

			REGULAR SEASON					PLAYOFFS				
SEASON	TEAM	LEAGUE	GP	G	A	PTS	PIM	GP	G	A	PTS	PIM
2011-12	*Manchester Monarchs*	*AHL*	*5*	*1*	*0*	*1*	*4*	*4*	*2*	*0*	*2*	*2*
2012-13	*Manchester Monarchs*	*AHL*	*69*	*13*	*13*	*26*	*111*	*4*	*0*	*3*	*3*	*2*
2013-14	*Manchester Monarchs*	*AHL*	*76*	*11*	*24*	*35*	*133*	*4*	*1*	*2*	*3*	*2*
2014-15	**Los Angeles Kings**	**NHL**	**18**	**2**	**1**	**3**	**18**	**--**	**--**	**--**	**--**	**--**
2014-15	Manchester Monarchs	AHL	7	5	5	10	11	--	--	--	--	--
2015-16	**Los Angeles Kings**	**NHL**	**60**	**8**	**2**	**10**	**76**	**1**	**0**	**0**	**0**	**0**
2016-17	**Los Angeles Kings**	**NHL**	**36**	**0**	**2**	**2**	**70**	**--**	**--**	**--**	**--**	**--**
	NHL/KINGS Totals		**114**	**10**	**5**	**15**	**164**	**1**	**0**	**0**	**0**	**0**

CAREER HIGHLIGHTS

FIRST NHL GAME:
Oct. 14, 2014 vs. Edmonton

FIRST NHL GOAL:
March 16, 2015 vs. Arizona

FIRST NHL ASSIST:
April 11, 2015 vs. San Jose

MOST POINTS, GAME:
2, April 11, 2015 vs. San Jose

MOST GOALS, GAME:
1, 10x's (Last: April 9, 2016 vs. Winnipeg)

MOST ASSISTS, GAME:
1, 5x's (Last: Jan. 23, 2017 at NY Rangers)

HIGHEST PLUS/MINUS:
+2, 2x's (Last: Jan. 23, 2017 at NY Rangers)

HIGHEST TIME ON ICE:
15:14, Feb. 9, 2017 at Florida

MOST SHOTS:
4, 3x's (Last: March 14, 2017 vs. Arizona)

LONGEST POINT STREAK:
2, 3x's (Last: Jan. 21 to Jan. 23, 2017: 0-2=2)

LONGEST GOAL STREAK:
None

LONGEST ASSIST STREAK:
2, Jan. 21 to Jan. 23, 2017: 2a

CAREER POWER-PLAY GOALS:
None

CAREER SHORT-HANDED GOALS:
None

CAREER GAME-WINNING GOALS:
2, Last: Feb. 9, 2016 at Boston

CAREER PENALTY SHOTS:
None

CAREER OVERTIME GOALS:
None

CAREER SHOOTOUT GOALS/ATTEMPTS:
None

CAREER PLUS-MINUS:
+0

DUSTIN BROWN

Right Wing

23

DUSTIN BROWN

Shoots: Right
Height: 6-0
Weight: 215

Age: 32
(Turns 33 on Nov. 4, 2017)

Birthplace:
Ithaca, N.Y.
(Nov. 4, 1984)

Acquired by Kings:
Selected by the Kings in the first round (13th overall) in the 2003 NHL Entry Draft.

2-Time Stanley Cup Champion (2012, 2014)

5-Time **20**-goal scorer

Alternate captain for
Team USA at the 2010 Winter Olympics
(won a silver medal) and again in 2014

1st Kings captain and second American-born captain to win the Stanley Cup

Has spent his entire **13**-year NHL career with the Kings

CAREER HIGHLIGHTS

FIRST NHL GAME:
Oct. 9, 2003 at Detroit

FIRST NHL GOAL:
Nov. 22, 2003 at Colorado

FIRST NHL ASSIST:
Nov. 5, 2003 at Florida

MOST POINTS, GAME:
4, 3x's (Last: Feb. 25, 2012 vs. Chicago)

MOST GOALS, GAME:
3, 3x's (Last: Feb. 25, 2012 vs. Chicago)

MOST ASSISTS, GAME:
3, Jan. 26, 2010 at Toronto

HIGHEST PLUS/MINUS:
+4, 3x's (Last: March 5, 2013 vs. St. Louis)

HIGHEST TIME ON ICE:
26:38, Feb. 10, 2008 at Columbus

MOST SHOTS:
11, Dec. 5, 2008 vs. Edmonton

LONGEST POINT STREAK:
10, Feb. 25 to March 16, 2012: 5-10=15

LONGEST GOAL STREAK:
5, Jan. 17 to Jan. 31, 2009: 6g

LONGEST ASSIST STREAK:
7, 2x's (Last: Dec. 2, to Dec. 18, 2010: 9a)

CAREER POWER-PLAY GOALS:
77, Last: Feb. 9, 2017 at Florida

CAREER SHORT-HANDED GOALS:
4, Last: Oct. 22, 2016 vs. Vancouver

CAREER GAME-WINNING GOALS:
31, Last: Nov. 8, 2016 at Toronto

CAREER PENALTY SHOTS:
2/6, Last: Nov. 22, 2015 at Carolina (vs. Ward) – Goal

CAREER OVERTIME GOALS:
4, Last: April 11, 2010 at Colorado

CAREER SHOOTOUT GOALS/ATTEMPTS:
19/63 (30.1 percent)

CAREER PLUS-MINUS: -43

DUSTIN BROWN



LAST SEASON:

2016-17: Registered 36 points (14-22=36), his highest total since the 2011-12 season (54)…His 14 goals were the most since 2013-14 (15) and his 22 assists were his highest total since 2011-12 (32)…Tallied his 10th multi-point game (1-1=2) of the season, April 4 vs. EDM (third most multi-point games on the team)…Tallied his 500th career point as part of a two-point night (0-2=2), March 16 vs. BUF…Tallied back-to-back multi-point games (2-2=4), Feb. 9 vs. FLA and Feb. 16 vs. ARI…Surpassed Rob Blake (494) for eighth on the Kings all-time points list, Feb. 9 at FLA…Registered a three-game point streak (2-2=4), Jan. 9-14…Surpassed Mike Murphy (263) for 10th on the Kings all-time assist list, Jan. 12 vs. STL…Surpassed Charlie Simmer (222) for eighth on the Kings all-time goals list, Jan. 9 vs. DAL…Appeared in his 922nd career game (all with the Kings), surpassing Marcel Dionne (921) for third on the Kings all-time games played list, Jan. 8 vs. MIN…Missed two games with an upper-body injury Dec. 18-20, breaking his team-leading games played streak at 207 consecutive games…Recorded a three-game point-streak (1-4=5), Oct. 20-25…Tallied his fourth career short-handed goal, and tallied a season-high three points (1-2=3), Oct. 22 vs. VAN.

LAST AMATEUR CLUB: Guelph, OHL.

INTERNATIONAL PLAY: Played for Team USA at the following tournaments: Olympics (2014, 6 GP, 2-1=3, alternate captain), (2010, 6 GP, 0-0=0, alternate captain, silver medal)…World Championships (2009, 9 GP, 3-5=8, team captain), (2008, 7 GP, 5-4=9), (2006, 7 GP, 5-2=7), (2004: 9 GP, 1-3=4, bronze medal)…World Junior Championships (2003, 7 GP, 2-2=4), (2002, 7 GP, 1-3=4).

CAREER STATISTICS

			REGULAR SEASON					PLAYOFFS				
SEASON	TEAM	LEAGUE	GP	G	A	PTS	PIM	GP	G	A	PTS	PIM
2003-04	Los Angeles Kings	NHL	31	1	4	5	16	--	--	--	--	--
2004-05	*Manchester Monarchs*	AHL	79	29	45	74	96	6	5	2	7	10
2005-06	Los Angeles Kings	NHL	79	14	14	28	80	--	--	--	--	--
2006-07	Los Angeles Kings	NHL	81	17	29	46	54	--	--	--	--	--
2007-08	Los Angeles Kings	NHL	78	33	27	60	55	--	--	--	--	--
2008-09	Los Angeles Kings	NHL	80	24	29	53	64	--	--	--	--	--
2009-10	Los Angeles Kings	NHL	82	24	32	56	41	6	1	4	5	6
2010-11	Los Angeles Kings	NHL	82	28	29	57	67	6	1	1	2	6
2011-12	Los Angeles Kings	NHL	82	22	32	54	53	20	8	12	20	34
2012-13	Los Angeles Kings	NHL	46	18	11	29	22	18	3	1	4	8
2013-14	Los Angeles Kings	NHL	79	15	12	27	66	26	6	8	14	22
2014-15	Los Angeles Kings	NHL	82	11	16	27	26	--	--	--	--	--
2015-16	Los Angeles Kings	NHL	82	11	17	28	30	5	0	1	1	4
2016-17	Los Angeles Kings	NHL	80	14	22	36	22	--	--	--	--	--
	NHL/KINGS Totals		964	232	274	506	596	81	19	27	46	80

MICHAEL CAMMALLERI Left Wing

14

MICHAEL CAMMALLERI

Shoots: Left
Height: 5-9
Weight: 185

Age: 35
(Turns 36 on June 8, 2018)

Birthplace:
Toronto, Ontario
(June 8, 1982)

Acquired by Kings:
Signed by the Kings as an unrestricted free agent on July 1, 2017.

2nd stint with the **Kings**
after playing for the team from 2002-2008

SCORED THE **1st** regular-season goal ever scored in a game played in Europe in 2007

Won bronze and silver medals at the 2001 and 2002 World Junior Championships respectively. Won a gold medal at the 2007 Men's World Ice Hockey Championships

Seven-Time **20**-goal scorer

Led the Kings with **26** goals in 2005-06

CAREER HIGHLIGHTS

FIRST NHL GAME:
Nov. 8, 2002 at Ottawa

FIRST NHL GOAL:
Nov. 16, 2002 at Edmonton

FIRST NHL ASSIST:
Nov. 8, 2002 at Ottawa

MOST POINTS, GAME:
5, Dec. 31, 2008
vs. Edmonton (with Calgary)

MOST GOALS, GAME:
3, 6x's (Last: Nov. 6, 2016
at Carolina;
with New Jersey)

MOST ASSISTS, GAME:
3, 7x's (Last: Nov. 23, 2016
vs. Toronto;
with New Jersey)

HIGHEST PLUS/MINUS:
+3, 15x's (Last: Jan. 3, 2017
at Carolina;
with New Jersey)

HIGHEST TIME ON ICE:
26:17, Nov. 28, 2009
vs. Washington
(with Montreal)

MOST SHOTS:
9, 4x's (Last: Nov. 23, 2016
vs. Toronto;
with New Jersey)

LONGEST POINT STREAK:
8, Jan. 8 to Jan. 30, 2009:
11-3=14 (with Calgary)

LONGEST GOAL STREAK:
5, Dec. 21 to
Dec. 29, 2005: 6g

LONGEST ASSIST STREAK:
4, 6x's (Last: Nov. 6 to
Nov. 13, 2010: 4a;
with Montreal)

CAREER POWER-PLAY GOALS:
102, Last: Nov. 26, 2016 at
Pittsburgh (with New Jersey)

CAREER SHORT-HANDED GOALS:
2, Last: Feb. 25, 2012
vs. Chicago

CAREER GAME-WINNING GOALS:
53, Last: Jan. 3, 2017 at
Carolina (with New Jersey)

CAREER PENALTY SHOTS:
1/1, Last: Dec. 16, 2010
(vs. Thomas) – Goal

CAREER OVERTIME GOALS:
4, Last: Dec. 3, 2016 at
Nashville (with New Jersey)

CAREER SHOOTOUT GOALS/ATTEMPTS:
16/55 (29.1 percent)

CAREER PLUS-MINUS: -51

MICHAEL CAMMALLERI



LAST SEASON:

2016-17: Registered 31 points (10-21=31) in 61 games during his third season with New Jersey…Served as assistant captain for second season…Posted eight multi-point games in his 14th season…Registered points in three consecutive games (0-4=4), Jan. 21-26…Tallied eight points (4-4=8) during a three-game goal-streak, Nov. 23-26…Recorded his sixth career hat-trick (3-0=3), Nov. 6 at CAR.

LAST AMATEUR CLUB: University of Michigan, NCAA.

INTERNATIONAL PLAY: Played for Team Canada at the following tournaments: World Championships (2007, 9 GP, 4-3=7, gold medal), (2006, 8 GP, 1-4=5)…World Junior Championships (2002, 7 GP, 7-4=11, plus-9, assistant captain, leading scorer in the tournament, silver medal), (2001, 7 GP, 4-2=6, bronze medal).

CAREER STATISTICS

			REGULAR SEASON					PLAYOFFS				
SEASON	TEAM	LEAGUE	GP	G	A	PTS	PIM	GP	G	A	PTS	PIM
2002-03	**Los Angeles Kings**	**NHL**	**28**	**5**	**3**	**8**	**22**	--	--	--	--	--
2002-03	*Manchester Monarchs*	*AHL*	*13*	*5*	*15*	*20*	*12*	--	--	--	--	--
2003-04	**Los Angeles Kings**	**NHL**	**31**	**9**	**6**	**15**	**20**	--	--	--	--	--
2003-04	*Manchester Monarchs*	*AHL*	*41*	*20*	*19*	*39*	*28*	*1*	*0*	*1*	*1*	*0*
2004-05	*Manchester Monarchs*	*AHL*	*79*	*46*	*63*	*109*	*60*	*6*	*1*	*5*	*6*	*0*
2005-06	**Los Angeles Kings**	**NHL**	**80**	**26**	**29**	**55**	**50**	--	--	--	--	--
2006-07	**Los Angeles Kings**	**NHL**	**81**	**34**	**46**	**80**	**48**	--	--	--	--	--
2007-08	**Los Angeles Kings**	**NHL**	**63**	**19**	**28**	**47**	**30**	--	--	--	--	--
2008-09	Calgary Flames	NHL	81	39	43	82	44	6	1	2	3	2
2009-10	Montreal Canadiens	NHL	65	26	24	50	16	19	13	6	19	6
2010-11	Montreal Canadiens	NHL	67	19	28	47	33	7	3	7	10	0
2011-12	Montreal Canadiens	NHL	38	9	13	22	10	--	--	--	--	--
2011-12	Calgary Flames	NHL	28	11	8	19	16					
2012-13	Calgary Flames	NHL	44	13	19	32	25	--	--	--	--	--
2013-14	Calgary Flames	NHL	63	26	19	45	26	--	--	--	--	--
2014-15	New Jersey Devils	NHL	68	27	15	42	28	--	--	--	--	--
2015-16	New Jersey Devils	NHL	42	14	24	38	18	--	--	--	--	--
2016-17	New Jersey Devils	NHL	61	10	21	31	21	--	--	--	--	--
	NHL Totals		**840**	**287**	**326**	**613**	**407**	**32**	**17**	**15**	**32**	**8**
	KINGS Totals		**283**	**93**	**112**	**205**	**170**	--	--	--	--	--

JEFF CARTER

77

Center

Shoots: Right
Height: 6-3
Weight: 217

Age: 32
(Turns 33 on Jan. 1, 2018)

Birthplace:
London, Ontario
(Jan. 1, 1985)

Acquired by Kings:
From CBJ for Jack Johnson and a first-round selection in the 2013 NHL Draft on Feb. 23, 2012.

JEFF CARTER

THE PLAYERS

2-Time Stanley Cup Champion (2012, 2014)

2-Time NHL All-Star (2009, 2017)

4-Time 30-goal scorer *and* **10-Time** 20-goal scorer

& His 46-goal campaign in 2008-09 was good for second overall in the NHL

Won a gold medal with Canada at the 2014 Winter Olympics in Sochi

Led the Kings in scoring in 2016-17, only player to lead the Kings in scoring other than Anze Kopitar in the last decade

CAREER HIGHLIGHTS

FIRST NHL GAME:
Oct. 5, 2005 vs. NY Rangers (with Philadelphia)

FIRST NHL GOAL:
Oct. 27, 2005 vs. Florida (with Philadelphia)

FIRST NHL ASSIST:
Oct. 15, 2005 vs. NY Islanders (with Philadelphia)

MOST POINTS, GAME:
4, 7x's (Last: Feb. 9, 2017 at Florida)

MOST GOALS, GAME:
3, 5x's (Last: March 4, 2013 vs. Nashville)

MOST ASSISTS, GAME:
3, 5x's (Last: April 8, 2017 vs. Chicago)

HIGHEST PLUS/MINUS:
+5, Dec. 20, 2008 vs. Washington (with Philadelphia)

HIGHEST TIME ON ICE:
27:14, Nov. 28, 2009 at Atlanta (with Philadelphia)

MOST SHOTS:
12, March 1, 2007 at Boston (with Philadelphia)

LONGEST POINT STREAK:
7, 2x's (Last: Nov. 23 to Dec. 8, 2015: 2-5=7)

LONGEST GOAL STREAK:
6, Feb. 8 to March 3, 2010: 7g (with Philadelphia)

LONGEST ASSIST STREAK:
4, 3x's (Last: Feb. 21 to Feb. 27, 2009: 4a; with Philadelphia)

CAREER POWER-PLAY GOALS:
98, Last: March 11, 2017 vs. Washington

CAREER SHORT-HANDED GOALS:
16, Last: Nov. 17, 2016 vs. Edmonton

CAREER GAME-WINNING GOALS:
73, Last: Feb. 4, 2017 at Philadelphia

CAREER PENALTY SHOTS:
None

CAREER OVERTIME GOALS:
12, Last: Feb. 4, 2017 at Philadelphia

CAREER SHOOTOUT GOALS/ATTEMPTS:
16/58 (27.6 percent)

CAREER PLUS-MINUS:
+74

JEFF CARTER

LAST SEASON:

2016-17: Won the Bill Libby Memorial Award as the team's most valuable player as voted by the media and the Most Popular Player Award as selected by the Kings Booster Club…Led the team in goals, points, power-play goals (10), game-winning goals (9; tied for second in the league and tied for second most in Kings history) and overtime goals (4; tied a team record and ranked second in the league)...Marked the second time in his NHL career that he has led his team in points (also 2008-09 with PHI)…Registered his team-leading 19th multi-point game (0-3=3) and tied his career-high in assists (fifth time), April 8 vs. CHI…Registered his 30th goal of the season (1-1=2; first 30-goal season as a King), Feb. 25 vs. ANA…Tallied his 300th career assist (0-1=1), Feb. 16 vs. ARI…Posted a career-tying four points (2-2=4; seventh time), Feb. 9 at FLA…Tallied his ninth game-winning goal of the season (1-0=1; fourth overtime goal, tying the team record), Feb. 4 at PHI…Recorded a four-game point streak (2-5=7), Jan. 7-14…Registered his 20th goal of the season (1-0=1), marking the 12th time in his career (13 seasons) that he has reached the 20-goal mark (10th consecutive year), Dec. 31 vs. SJS…Tallied a four-game point streak (5-1=6), Dec. 20-28…Tallied a three-game goal streak (5-0=5), Dec. 20-23…Scored the game-winning goal in four games during the Kings five-game winning streak, Nov. 17-26, marking the first time in franchise history a player has scored four game-winning goals in a five-game span…Scored the game-winning goal in three consecutive games, Nov. 17-20, becoming the first Kings player to do so since Anze Kopitar did so, Dec. 2-9, 2010…Earned his 600th career point as part of a three-point night (2-1=3), Nov. 20 at ANA…Registered a five-game point streak (3-3=6), Nov. 3-11…Appeared in his 800th career NHL game (300th as a King), Oct. 22 vs. VAN.

LAST AMATEUR CLUB:
Sault Ste. Marie, OHL.

TRANSACTIONS: Selected by PHI in the first round (11th overall) in the 2003 NHL Entry Draft…Traded to CBJ by PHI for Jakub Voracek, a first-round selection in the 2011 NHL Entry Draft and a third-round selection in the 2011 NHL Entry Draft on June 23, 2011.

INTERNATIONAL PLAY: Played for Team Canada at the following tournaments: Olympics (2014, 6 GP, 3-2=5, gold medal)…World Championships (2006, 9 GP, 4-2=6)…World Junior Championships (2005, 6 GP, 7-3=10, gold medal), (2004, 6 GP, 5-2=7, silver medal), named a tournament All-Star in both 2004 and 2005, his 12 goals combined in 2004 and 2005 tied Eric Lindros (later tied by John Tavares) for Canada's all-time record at the WJC…World U18 Championships (2003, 7 GP, 2-4=6, gold medal).

CAREER STATISTICS

			REGULAR SEASON					PLAYOFFS				
SEASON	TEAM	LEAGUE	GP	G	A	PTS	PIM	GP	G	A	PTS	PIM
2003-04	*Philadelphia Phantoms*	*AHL*	--	--	--	--	--	*12*	*4*	*1*	*5*	*0*
2004-05	*Philadelphia Phantoms*	*AHL*	*3*	*0*	*1*	*1*	*4*	*21*	*12*	*11*	*23*	*12*
2005-06	Philadelphia Flyers	NHL	81	23	19	42	40	6	0	0	0	10
2006-07	Philadelphia Flyers	NHL	62	14	23	37	48	--	--	--	--	--
2007-08	Philadelphia Flyers	NHL	82	29	24	53	55	17	6	5	11	12
2008-09	Philadelphia Flyers	NHL	82	46	38	84	68	6	1	0	1	8
2009-10	Philadelphia Flyers	NHL	74	33	28	61	38	12	5	2	7	2
2010-11	Philadelphia Flyers	NHL	80	36	30	66	39	6	1	1	2	2
2011-12	Columbus Blue Jackets	NHL	39	15	10	25	14	--	--	--	--	--
2011-12	**Los Angeles Kings**	**NHL**	**16**	**6**	**3**	**9**	**2**	**20**	**8**	**5**	**13**	**4**
2012-13	**Los Angeles Kings**	**NHL**	**48**	**26**	**7**	**33**	**16**	**18**	**6**	**7**	**13**	**14**
2013-14	**Los Angeles Kings**	**NHL**	**72**	**27**	**23**	**50**	**44**	**26**	**10**	**15**	**25**	**4**
2014-15	**Los Angeles Kings**	**NHL**	**82**	**28**	**34**	**62**	**28**	**--**	**--**	**--**	**--**	**--**
2015-16	**Los Angeles Kings**	**NHL**	**77**	**24**	**38**	**62**	**20**	**5**	**2**	**0**	**2**	**4**
2016-17	**Los Angeles Kings**	**NHL**	**82**	**32**	**34**	**66**	**41**	**--**	**--**	**--**	**--**	**--**
	NHL Totals		**877**	**339**	**311**	**650**	**453**	**116**	**39**	**35**	**74**	**60**
	KINGS Totals		**377**	**143**	**139**	**282**	**151**	**69**	**26**	**27**	**53**	**26**

KYLE CLIFFORD

Left Wing

13

KYLE CLIFFORD

Shoots: Left
Height: 6-2
Weight: 211

Age: 26
(Turns 27 on Jan. 13, 2018)

Birthplace:
Ayr, Ontario
(Jan. 13, 1991)

Acquired by Kings:
Selected by the Kings in the second round (35th overall) in the 2009 NHL Entry Draft.

Led the Kings with **92** **penalty minutes** during the 2016-17 season

Played for Team Canada at the 2009 World U-18 Championships

SCORED A CAREER-HIGH

15 points (six goals, nine assists) while leading the Kings with 87 penalty minutes during the 2014-15 season

2-Time Stanley Cup Champion (2012, 2014)

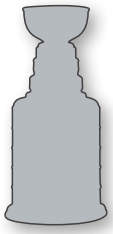

*Assisted on the series-clinching game-winning goal in **Game 5** of the **2014 Stanley Cup Final** vs. the New York Rangers*

CAREER HIGHLIGHTS

FIRST NHL GAME:
Oct. 9, 2010 at Vancouver

FIRST NHL GOAL:
Dec. 9, 2010 vs. Calgary

FIRST NHL ASSIST:
Dec. 2, 2010 vs. Florida

MOST POINTS, GAME:
2, 7x's
(Last: March 10, 2015 at Colorado)

MOST GOALS, GAME:
2, 2x's (Last: March 10, 2015 at Colorado)

MOST ASSISTS, GAME:
2, 3x's (Last: Nov. 22, 2014 at Dallas)

HIGHEST PLUS/MINUS:
+3, March 10, 2015 at Colorado

HIGHEST TIME ON ICE:
17:22, Feb. 11, 2012 at NY Islanders

MOST SHOTS:
6, 3x's (Last: Jan. 23, 2017 at NY Rangers)

LONGEST POINT STREAK:
4, Jan. 19 to Jan. 26, 2013: 1-4=5

LONGEST GOAL STREAK:
2, 2x's (Last: Nov. 5 to Nov. 8, 2016: 2g)

LONGEST ASSIST STREAK:
2, 3x's (Last: Dec. 1 to Dec. 4, 2016: 2a)

CAREER POWER-PLAY GOALS:
None

CAREER SHORT-HANDED GOALS:
None

CAREER GAME-WINNING GOALS:
4, Last: March 10, 2015 at Colorado

CAREER PENALTY SHOTS:
None

CAREER OVERTIME GOALS:
None

CAREER SHOOTOUT GOALS/ATTEMPTS:
None

CAREER PLUS-MINUS: -6

KYLE CLIFFORD



LAST SEASON:

2016-17: Scored his sixth goal of the season (1-0=1), April 9 at ANA…Logged his sixth assist of the season (0-1=1), April 4 vs. EDM…Tallied a point (1-0=1), Jan. 26 at CAR…Registered a point (1-0=1), Jan. 23 at NYR…Had a two-game point streak (1-1=2), Jan. 16-18…Scored an unassisted goal, Jan. 16 vs. TBL…Missed three games due to injury, Dec. 20-23…Recorded a career-tying two-game assist streak (0-2=2), Dec. 1-4…Registered a point (0-1=1), Nov. 17 vs. EDM…Logged a career-tying two-game goal streak (2-0=2), Nov. 5-8…Had a three-game point streak (2-1=3), Nov. 3-8…Recorded his first point of the season (0-1=1), Nov. 3 vs. PIT.

LAST AMATEUR CLUB: Barrie, OHL.

INTERNATIONAL PLAY: Played for Team Canada at the following tournament: World U18 Championships (2009, 6 GP, 0-0=0, 16 PIM – led club).

CAREER STATISTICS

			REGULAR SEASON					PLAYOFFS				
SEASON	TEAM	LEAGUE	GP	G	A	PTS	PIM	GP	G	A	PTS	PIM
2009-10	*Manchester Monarchs*	*AHL*	--	--	--	--	--	*7*	*0*	*2*	*2*	*12*
2010-11	**Los Angeles Kings**	**NHL**	**76**	**7**	**7**	**14**	**141**	**6**	**3**	**2**	**5**	**7**
2011-12	**Los Angeles Kings**	**NHL**	**81**	**5**	**7**	**12**	**123**	**3**	**0**	**0**	**0**	**2**
2012-13	*Ontario Reign*	*ECHL*	*9*	*4*	*3*	*7*	*2*	--	--	--	--	--
2012-13	**Los Angeles Kings**	**NHL**	**48**	**7**	**7**	**14**	**51**	**14**	**0**	**2**	**2**	**8**
2013-14	**Los Angeles Kings**	**NHL**	**71**	**3**	**5**	**8**	**81**	**24**	**1**	**6**	**7**	**39**
2014-15	**Los Angeles Kings**	**NHL**	**80**	**6**	**9**	**15**	**87**	**--**	**--**	**--**	**--**	**--**
2015-16	*Ontario Reign*	*NHL*	*2*	*0*	*0*	*0*	*2*	--	--	--	--	--
2015-16	**Los Angeles Kings**	**NHL**	**56**	**3**	**6**	**9**	**55**	**4**	**0**	**1**	**1**	**0**
2016-17	**Los Angeles Kings**	**NHL**	**73**	**6**	**6**	**12**	**92**	**--**	**--**	**--**	**--**	**--**
	NHL/KINGS Totals		**485**	**37**	**47**	**84**	**630**	**51**	**4**	**11**	**15**	**56**

DREW DOUGHTY

Defense

8

Shoots: Right
Height: 6-1
Weight: 200

Age: 27
(Turns 28 on Dec. 8, 2017)

Birthplace:
London, Ontario
(Dec. 8, 1989)

Acquired by Kings:
Selected by the Kings in the first round (2nd overall) in the 2008 NHL Entry Draft.

DREW DOUGHTY

THE PLAYERS

Won the **Norris Trophy** as the **NHL's Top Defenseman** in 2016

Has been named the team's ***Most Outstanding Defenseman*** in each of the past five seasons

2-Time Stanley Cup Champion with the KINGS

HAS PLAYED IN 81 career playoff games with the Kings

26:11 TOI/GM

Ranks second in the NHL in TOI/GM since he entered the league in 2008-09

CAREER HIGHLIGHTS

FIRST NHL GAME:
Oct. 11, 2008
at San Jose

FIRST NHL GOAL:
Oct. 20, 2008
vs. Colorado

FIRST NHL ASSIST:
Nov. 6, 2008
vs. Florida

MOST POINTS, GAME:
4, Jan. 4, 2010 at San Jose

MOST GOALS, GAME:
2, Feb. 2, 2011 at Edmonton

MOST ASSISTS, GAME:
4, Jan. 4, 2010 at San Jose

HIGHEST PLUS/MINUS:
+4, 3x's (Last: April 4, 2017 vs. Edmonton)

HIGHEST TIME ON ICE:
35:16, Feb. 18, 2016
at St. Louis

MOST SHOTS:
9, Feb. 11, 2010
vs. Edmonton

LONGEST POINT STREAK:
7, Jan. 21 to
Feb. 4, 2017: 1-7=8

LONGEST GOAL STREAK:
3, April 6 to
April 9, 2013: 3g

LONGEST ASSIST STREAK:
7, Jan. 21 to
Feb. 4, 2017: 1-7=8

CAREER POWER-PLAY GOALS:
44, Last: April 9, 2017
at Anaheim

CAREER SHORT-HANDED GOALS:
1, Jan. 27, 2016
vs. Colorado

CAREER GAME-WINNING GOALS:
20, Last: April 8, 2017
vs. Chicago

CAREER PENALTY SHOTS:
None

CAREER OVERTIME GOALS:
3, Last: April 8, 2017
vs. Chicago

CAREER SHOOTOUT GOALS/ATTEMPTS:
2/10 (20.0 percent)

CAREER PLUS-MINUS: +70

DREW DOUGHTY



LAST SEASON:

2016-17: Voted the Most Outstanding Defenseman (fifth consecutive year, eighth time overall) and Best Defensive Player (second consecutive year) as voted by the media…Appeared in all 82 games for the third consecutive season and currently has the longest consecutive games played streak on the team (246)…Led the team in TOI/GM (27:08; second in the league) for the ninth consecutive year, having led the team in TOI/GM every year he has been in the NHL…Led team-defensemen in goals, points and assists…Scored the OT game-winning goal (third of his career), April 8 vs. CHI…Tallied a plus-4 rating (second time this season, third time in his career), April 4 vs. EDM…Logged his sixth multi-point game (1-1=2), tied for the most among Kings defensemen, March 23 vs. WPG…Surpassed Mike Murphy (673) for ninth on the Kings all-time games played list, March 13 vs. STL…Registered a career-long seven-game assist streak (1-7=8; longest point/assist streak by a King that season), the longest assist streak by a King since Dustin Brown recorded an assist in seven consecutive games during the 2010-11 season, and tied the third longest assist streak by a Kings defenseman in franchise history, Jan. 21-Feb. 4…Recorded a three-game assist streak (1-4=5), including consecutive multi-point games, Jan. 7-12…Recorded two assists (0-2=2) to reach 252 career assists, surpassing Mark Hardy (250) for second on the Kings all-time assists list among defensemen, Jan. 7 vs. MIN…Registered a four-game assist streak (1-4=5), Nov. 19-26…Tied a career-high plus-4 rating, Nov. 8 at TOR.

LAST AMATEUR CLUB: Guelph, OHL.

INTERNATIONAL PLAY: Played for Team Canada at the following tournaments: World Cup (2016, 6 GP, 0-2=2, plus-5, 1st place)…Olympics (2014, 6 GP, 4-2=6, plus-4, gold medal), (2010, 7 GP, 0-2=2, plus-6, gold medal)…World Championships (2009, 9 GP, 1-6=7, plus-5, silver medal)…World Junior Championships (2008, 7 GP, 0-4=4, gold medal, Top Defenseman of tournament)…World U18 Championships (2007, 6 GP, 2-3=5)…Other (2007 Super Series, 8 GP, 0-2=2), (2006 World U17 Hockey Challenge), (2006 Ivan Hlinka Tournament, gold medal).

CAREER STATISTICS

			REGULAR SEASON					PLAYOFFS				
SEASON	TEAM	LEAGUE	GP	G	A	PTS	PIM	GP	G	A	PTS	PIM
2008-09	Los Angeles Kings	NHL	81	6	21	27	56	--	--	--	--	--
2009-10	Los Angeles Kings	NHL	82	16	43	59	54	6	3	4	7	4
2010-11	Los Angeles Kings	NHL	76	11	29	40	68	6	2	2	4	8
2011-12	Los Angeles Kings	NHL	77	10	26	36	69	20	4	12	16	14
2012-13	Los Angeles Kings	NHL	48	6	16	22	36	18	2	3	5	8
2013-14	Los Angeles Kings	NHL	78	10	27	37	64	26	5	13	18	30
2014-15	Los Angeles Kings	NHL	82	7	39	46	56	--	--	--	--	--
2015-16	Los Angeles Kings	NHL	82	14	37	51	52	5	0	1	1	2
2016-17	Los Angeles Kings	NHL	82	12	32	44	46	--	--	--	--	--
	NHL/KINGS Totals		688	92	270	362	501	81	16	35	51	66

NIC DOWD

26

Center

NIC DOWD

THE PLAYERS

Shoots: Right
Height: 6-2
Weight: 197

Age: 27
(Turns 28 on May 27, 2018)

Birthplace:
Huntsville, Ala.
(May 27, 1990)

Acquired by Kings:
Selected by the Kings in the seventh round (198th overall) in the 2009 NHL Entry Draft.

Made his **NHL debut** with the Kings on **March 22, 2016**

Finalist for the **Hobey Baker Award** during his senior season at St. Cloud State (2013-14)

1st Alabama native ever drafted by an NHL team



LAST SEASON:

2016-17: Scored his sixth goal of the season (1-0=1), April 4 vs. EDM…Tallied his fifth goal of the season (1-0=1), March 19 at CGY…Missed three games due to injury, Jan. 23-26…Registered a point (1-0=1), Dec. 22 at NSH…Scored his second game-winning goal of the season (1-0=1), Dec. 15 at DET…Recorded a career-high three-game assist streak and career-tying three-game point streak (0-3=3), Nov. 15-19…Tallied a career-high 18:30 TOI, Nov. 13 at WPG…Registered a career-high three-game point streak (1-2=3), Nov. 3-8…Logged a career-high plus-3 rating, Nov. 5 vs. CGY…Scored his first career overtime game-winning goal (1-0=1), Nov. 3 vs. PIT…Recorded his first career two-game point streak (1-1=2), Oct. 20-22…Tallied his first assist of the season (0-1=1; first career), Oct. 22 vs. VAN…Scored his first NHL goal (1-0=1) on a power play, becoming only the second Alabama-born player in the NHL to score a goal (first being Aud Tuten), Oct. 20 at DAL.

LAST AMATEUR CLUB: St. Cloud State, NCAA.

CAREER STATISTICS

			REGULAR SEASON					PLAYOFFS				
SEASON	TEAM	LEAGUE	GP	G	A	PTS	PIM	GP	G	A	PTS	PIM
2013-14	*Manchester Monarchs*	*AHL*	*7*	*0*	*3*	*3*	*0*	*4*	*1*	*0*	*1*	*0*
2014-15	*Manchester Monarchs*	*AHL*	*75*	*9*	*32*	*41*	*44*	*19*	*7*	*6*	*13*	*10*
2015-16	*Ontario Reign*	*AHL*	*58*	*14*	*34*	*48*	*49*	*13*	*4*	*7*	*11*	*14*
2015-16	**Los Angeles Kings**	**NHL**	**5**	**0**	**0**	**0**	**2**	--	--	--	--	--
2016-17	**Los Angeles Kings**	**NHL**	**70**	**6**	**16**	**22**	**25**	--	--	--	--	--
	NHL/KINGS Totals		**75**	**6**	**16**	**22**	**27**	--	--	--	--	--

CAREER HIGHLIGHTS

FIRST NHL GAME:
March 22, 2016 at Minnesota

FIRST NHL GOAL:
Oct. 20, 2016 at Dallas

FIRST NHL ASSIST:
Oct. 22, 2016 vs. Vancouver

MOST POINTS, GAME:
2, Oct. 27, 2016 vs. NSH

MOST GOALS, GAME:
1, 6x's (Last: April 4, 2017 vs. Edmonton)

MOST ASSISTS, GAME:
2, Oct. 27, 2016 vs. NSH

HIGHEST PLUS/MINUS:
+3, Nov. 5, 2016 vs. Calgary

HIGHEST TIME ON ICE:
18:30, Nov. 13, 2016 at Winnipeg

MOST SHOTS:
5, Oct. 20, 2016 at Dallas

LONGEST POINT STREAK:
3, 2x's (Last: Nov. 15 to Nov. 19, 2016: 0-3=3)

LONGEST GOAL STREAK:
None

LONGEST ASSIST STREAK:
3, Nov. 15 to Nov. 19, 2016: 3a

CAREER POWER-PLAY GOALS:
1, Oct. 20, 2016 at Dallas

CAREER SHORT-HANDED GOALS:
None

CAREER GAME-WINNING GOALS:
2, Last: Dec. 15, 2016 at Detroit

CAREER PENALTY SHOTS:
None

CAREER OVERTIME GOALS:
None

CAREER SHOOTOUT GOALS/ATTEMPTS:
0/2 (0.0 percent)

CAREER PLUS-MINUS: -14

CHRISTIAN FOLIN

Defense

5

Would be the **FIRST SWEDISH** defenseman to appear in an NHL game for the Kings since Mattias Norstrom in 2007

Started his career with the Fargo Force of the USHL and the Austin Bruins of the NAHL

Shoots: Right
Height: 6-3
Weight: 204

Age: 26 (Turns 27 on Feb. 9, 2018)

Birthplace: Gothenburg, Sweden (Feb. 9, 1991)

Acquired by Kings: Signed by the Kings as an unrestricted free agent on July 1, 2017.

CHRISTIAN FOLIN

THE PLAYERS

LAST SEASON:

2016-17: Spent the entire season with Minnesota, his first full season in the NHL, appearing in 51 games and recording eight points (2-6=8), a plus-10 rating and 26 penalty minutes…Set career-highs in games played and plus/minus, and tied his career-high for goals in a season.

LAST AMATEUR CLUB: University of Massachusetts-Lowell, NCAA.

1st season with the Kings after appearing in 51 games last season with the Minnesota Wild

CAREER STATISTICS

			REGULAR SEASON					PLAYOFFS				
SEASON	TEAM	LEAGUE	GP	G	A	PTS	PIM	GP	G	A	PTS	PIM
2013-14	Minnesota Wild	NHL	1	0	1	1	0	--	--	--	--	--
2014-15	Minnesota Wild	NHL	40	2	8	10	13	--	--	--	--	--
2014-15	*Iowa Wild*	*AHL*	*13*	*2*	*2*	*4*	*4*	--	--	--	--	--
2015-16	Minnesota Wild	NHL	26	0	4	4	11	--	--	--	--	--
2015-16	*Iowa Wild*	*AHL*	*28*	*4*	*9*	*13*	*8*	--	--	--	--	--
2016-17	Minnesota Wild	NHL	51	2	6	8	26	2	0	0	0	2
	NHL Totals		**118**	**4**	**19**	**23**	**50**	**2**	**0**	**0**	**0**	**2**

CAREER HIGHLIGHTS

FIRST NHL GAME: April 10, 2014 vs. St. Louis (with Minnesota)

FIRST NHL GOAL: Dec. 11, 2014 at San Jose (with Minnesota)

FIRST NHL ASSIST: April 10, 2014 vs. St. Louis (with Minnesota)

MOST POINTS, GAME: 2, Feb. 22, 2015 vs. Dallas (with Minnesota)

MOST GOALS, GAME: 1, 4x's (Last: Feb. 12, 2017 vs. Detroit; with Minnesota)

MOST ASSISTS, GAME: 2, Feb. 22, 2015 vs. Dallas (with Minnesota)

HIGHEST PLUS/MINUS: +3, 2x's (Last: Dec. 29, 2015 at Winnipeg; with Minnesota)

HIGHEST TIME ON ICE: 22:06, Oct. 27, 2016 at Buffalo (with Minnesota)

MOST SHOTS: 4, 2x's (Last: Nov. 1, 2016 vs. Buffalo; with Minnesota)

LONGEST POINT STREAK: 2, 3x's (Last: Jan. 12 to Jan. 14, 2017: 1-1=2; with Minnesota)

LONGEST GOAL STREAK: None

LONGEST ASSIST STREAK: 2, 2x's (Last: Feb. 20 to Feb. 22, 2015: 3a; with Minnesota)

CAREER POWER-PLAY GOALS: None

CAREER SHORT-HANDED GOALS: None

CAREER GAME-WINNING GOALS: None

CAREER PENALTY SHOTS: None

CAREER OVERTIME GOALS: None

CAREER SHOOTOUT GOALS/ATTEMPTS: None

CAREER PLUS-MINUS: +15

DEREK FORBORT

Defense

24

SCORED HIS **1st NHL** GOAL ON December 28, 2015 in Vancouver

Was one of **6 Kings skaters** to play in all **82** games last year

DEREK FORBORT

Shoots: Left
Height: 6-4
Weight: 215

Age: 25 (Turns 26 on March 4, 2018)

Birthplace: Duluth, Minn. (March 4, 1992)

Acquired by Kings: Selected by the Kings in the first round (15th overall) in the 2010 NHL Entry Draft.



LAST SEASON:

2016-17: Awarded the Mark Bavis Memorial Award (Best Newcomer) as voted by the media…One of six Kings players to appear in all 82 games…Finished eighth in the NHL among rookie skaters in TOI/GM (20:06)…Among rookie defensemen he ranked sixth in assists, tied for sixth in plus/minus (plus-8) and tied for eighth in points…Tallied his first-career short-handed point (assist), March 4 vs. VAN…Set a career-high for TOI (25:07), Jan. 3 at SJS…Recorded a career-high three-game point streak (1-2=3), Dec. 10-15…Tallied his second multi-point game of the season (1-1=2), Nov. 17 vs. EDM…Tallied a career-high three assists (0-3=3), and a career-tying plus-3 rating, Nov. 8 at TOR…Set a career-high with a plus-3 rating, Nov. 5 vs. CGY.

LAST AMATEUR CLUB: University of North Dakota, NCAA.

INTERNATIONAL PLAY: Played for Team USA at the following tournaments: World Junior Championships (2012, 3 GP, 0-2=2), (2011, 6 GP, 0-0=0, bronze medal)…World U18 Championships (2010, 7 GP, 0-2=2, plus-9, gold medal).

CAREER STATISTICS

			REGULAR SEASON					PLAYOFFS				
SEASON	TEAM	LEAGUE	GP	G	A	PTS	PIM	GP	G	A	PTS	PIM
2012-13	*Manchester Monarchs*	*AHL*	*6*	*0*	*1*	*1*	*0*	*4*	*0*	*0*	*0*	*4*
2013-14	*Manchester Monarchs*	*AHL*	*74*	*1*	*16*	*17*	*42*	*3*	*0*	*0*	*0*	*0*
2014-15	*Manchester Monarchs*	*AHL*	*67*	*4*	*11*	*15*	*52*	*19*	*0*	*6*	*6*	*12*
2015-16	*Ontario Reign*	*AHL*	*38*	*2*	*8*	*10*	*35*	*13*	*0*	*2*	*2*	*0*
2015-16	**Los Angeles Kings**	**NHL**	**14**	**1**	**1**	**2**	**17**	--	--	--	--	--
2016-17	**Los Angeles Kings**	**NHL**	**82**	**2**	**16**	**18**	**54**	--	--	--	--	--
	NHL/KINGS Totals		**96**	**3**	**17**	**20**	**71**	--	--	--	--	--

CAREER HIGHLIGHTS

FIRST NHL GAME: Oct. 16, 2015 vs. Minnesota

FIRST NHL GOAL: Dec. 28, 2015 at Vancouver

FIRST NHL ASSIST: Nov. 7, 2015 vs. Florida

MOST POINTS, GAME: 3, Nov. 8, 2016 at Toronto

MOST GOALS, GAME: 1, 3x's (Last: Dec. 15, 2016 at Detroit)

MOST ASSISTS, GAME: 3, Nov. 8, 2016 at Toronto

HIGHEST PLUS/MINUS: +3, 2x's (Last: Nov. 8, 2016 at Toronto)

HIGHEST TIME ON ICE: 25:07, Jan. 3, 2017 at San Jose

MOST SHOTS: 4, April 2, 2017 vs. Arizona

LONGEST POINT STREAK: 3, Dec. 10 to Dec. 15, 2016: 1-2=3

LONGEST GOAL STREAK: None

LONGEST ASSIST STREAK: 2, Dec. 10 to Dec. 13, 2016: 2a

CAREER POWER-PLAY GOALS: None

CAREER SHORT-HANDED GOALS: None

CAREER GAME-WINNING GOALS: None

CAREER PENALTY SHOTS: None

CAREER OVERTIME GOALS: None

CAREER SHOOTOUT GOALS/ATTEMPTS: None

CAREER PLUS-MINUS: +7

MARIAN GABORIK Right Wing

12

MARIAN GABORIK

Shoots: Left
Height: 6-1
Weight: 200

Age: 35 (Turns 36 on Feb. 14, 2018)

Birthplace: Trencin, Slovakia (Feb. 14, 1982)

Acquired by Kings: From Columbus for Matt Frattin, a second-round selection in the 2015 NHL Draft and a third-round selection in the 2014 NHL Draft on March 5, 2014.

Stanley Cup Champion (2014)

3-Time 40-goal scorer *and*
7-Time 30-goal scorer

Two-time Olympian with Slovakia and **won a bronze medal** at the 1999 World Junior Championships

3-Time NHL All-Star *(2003, 2008, 2012)* and **MVP of the 2012 All-Star Game**

Led the 2014 playoffs with 14 GOALS

CAREER HIGHLIGHTS

FIRST NHL GAME: Oct. 6, 2000 at Anaheim (with Minnesota)

FIRST NHL GOAL: Oct. 6, 2000 at Anaheim (with Minnesota)

FIRST NHL ASSIST: Oct. 15, 2000 vs. Edmonton (with Minnesota)

MOST POINTS, GAME: 6, 2x's (Last: Dec. 20, 2007 vs. NY Rangers: 5-1=6; with Minnesota)

MOST GOALS, GAME: 5, Dec. 20, 2007 vs. NY Rangers (with Minnesota)

MOST ASSISTS, GAME: 4, 2x's (Last: Jan. 19, 2010 vs. Tampa Bay; with NY Rangers)

HIGHEST PLUS/MINUS: +5, Nov. 14, 2011 vs. Edmonton (with NY Rangers)

HIGHEST TIME ON ICE: 28:19, Dec. 14, 2009 vs. Atlanta (with NY Rangers)

MOST SHOTS: 10, 2x's (Last: Dec. 20, 2007 vs. NY Rangers; with Minnesota)

LONGEST POINT STREAK: 8, 3x's (Last: Nov. 5 to Nov. 25, 2009: 8-6=14; with NY Rangers)

LONGEST GOAL STREAK: 5, 3x's (Last: Dec. 14 to Dec. 27, 2014: 7g)

LONGEST ASSIST STREAK: 5, Feb. 29 to March 7, 2008: 5a (with Minnesota)

CAREER POWER-PLAY GOALS: 107, Last: March 23, 2017 vs. Winnipeg

CAREER SHORT-HANDED GOALS: 7, Last: Dec. 23, 2009 vs. Florida (with NY Rangers)

CAREER GAME-WINNING GOALS: 71, Last: March 23, 2017 vs. Winnipeg

CAREER PENALTY SHOTS: 2/10, Last: Dec. 5, 2015 vs. Pittsburgh (vs. Fleury) – Miss

CAREER OVERTIME GOALS: 11, Last: Jan. 24, 2016 at San Jose

CAREER SHOOTOUT GOALS/ATTEMPTS: 12/43 (27.9 percent)

CAREER PLUS-MINUS: +93

MARIAN GABORIK



LAST SEASON:

2016-17: Missed the first 21 games of the regular season with a lower-body injury…Registered his fourth multi-point game of the season (0-2=2), March 29 at CGY…Scored his 10th goal of the season (third power play goal and third game-winning goal), March 23 vs. WPG…Tallied goals in consecutive games (2-1=3), March 9-11…Registered a four-game point-streak (2-2=4; both goals were game-winning goals), Jan. 24-Feb. 1…Had four points (1-3=4) in his first six games after returning from an injury he sustained during the World Cup of Hockey.

LAST AMATEUR CLUB: Dukla Trencin, Slovak-Jr.

TRANSACTIONS: Selected by MIN in the first round (3rd overall) in the 2000 NHL Entry Draft…Acquired by CBJ with Steven Delisle and Blake Parlett from NYR for John Moore, Derick Brassard, Derek Dorsett and a sixth-round pick in 2014 NHL Draft (Chase Lang) on April 3, 2013 (NHL Trade Deadline).

INTERNATIONAL PLAY: Played for Team Slovakia at the following tournaments: Olympics (2010, 7 GP, 4-1=5), (2006, 6 GP, 3-4=7)…World Championships (2015, 7 GP, 4-2=6), (2007, 6 GP, 5-6=11), (2005, 7 GP, 3-1=4)…World Cup (2004, 4 GP, 1-0=1)…World Junior Championships (1999, 6 GP, 3-0=3)…World U-18 Championships (1999, 7 GP, 3-8=11)…And played for Team Europe at the following tournament: World Cup (2016, 4 GP, 2-0=2, plus-2, 1 GWG, 2nd place).

CAREER STATISTICS

			REGULAR SEASON					PLAYOFFS				
SEASON	TEAM	LEAGUE	GP	G	A	PTS	PIM	GP	G	A	PTS	PIM
2000-01	Minnesota Wild	NHL	71	18	18	36	32	--	--	--	--	--
2001-02	Minnesota Wild	NHL	78	30	37	67	34	--	--	--	--	--
2002-03	Minnesota Wild	NHL	81	30	35	65	46	18	9	8	17	6
2003-04	Minnesota Wild	NHL	65	18	22	40	20	--	--	--	--	--
2005-06	Minnesota Wild	NHL	65	38	28	66	64	--	--	--	--	--
2006-07	Minnesota Wild	NHL	48	30	27	57	40	5	3	1	4	8
2007-08	Minnesota Wild	NHL	77	42	41	83	63	6	0	1	1	4
2008-09	Minnesota Wild	NHL	17	13	10	23	2	--	--	--	--	--
2009-10	New York Rangers	NHL	76	42	44	86	37	--	--	--	--	--
2010-11	New York Rangers	NHL	62	22	26	48	18	5	1	1	2	2
2011-12	New York Rangers	NHL	82	41	35	76	34	20	5	6	11	2
2012-13	New York Rangers	NHL	35	9	10	19	8	--	--	--	--	--
2012-13	Columbus Blue Jackets	NHL	12	3	5	8	6	--	--	--	--	--
2013-14	Columbus Blue Jackets	NHL	22	6	8	14	6	--	--	--	--	--
2013-14	**Los Angeles Kings**	**NHL**	**19**	**5**	**11**	**16**	**4**	**26**	**14**	**8**	**22**	**6**
2014-15	**Los Angeles Kings**	**NHL**	**69**	**27**	**20**	**47**	**16**	**--**	**--**	**--**	**--**	**--**
2015-16	**Los Angeles Kings**	**NHL**	**54**	**12**	**10**	**22**	**20**	**4**	**0**	**1**	**1**	**2**
2016-17	**Los Angeles Kings**	**NHL**	**56**	**10**	**11**	**21**	**18**	**--**	**--**	**--**	**--**	**--**
	NHL Totals		**989**	**396**	**398**	**794**	**468**	**84**	**32**	**26**	**58**	**30**
	KINGS Totals		**198**	**54**	**52**	**106**	**58**	**30**	**14**	**9**	**23**	**8**

KEVIN GRAVEL

Defense

53

Shoots: Left
Height: 6-4
Weight: 214

Age: 25 (Turns 26 on March 6, 2018)

Birthplace: Kingsford, Mich. (March 6, 1992)

Acquired by Kings: Selected by the Kings in the fifth round (148th overall) in the 2010 NHL Entry Draft.

KEVIN GRAVEL

THE PLAYERS



LAST SEASON:

2016-17: Recorded his sixth assist of the season, April 9 at ANA…Registered a point (0-1=1), March 11 vs. WSH…Logged his first career two-game point streak (1-1=2), Feb. 23-25…Scored his first NHL goal (PPG), Feb. 23 vs. BOS… Recorded a game-high seven hits, Jan. 14 vs. WPG…Recorded a point (0-1=1) Feb. 1 vs. COL… Tallied his second point of the season (assist), Dec. 10 vs. OTT…Recorded his first career point (0-1=1) in a career-high 19:19 TOI, Nov. 9 at TOR…Recalled from Ontario, Nov. 3.

LAST AMATEUR CLUB: St. Cloud State, NCAA.

INTERNATIONAL PLAY: Played for Team USA at the following tournaments: World Junior Championships (2012, 6 GP, 1-0=1)…2009 Ivan Hlinka Tournament.

RECORDED **5** assists in 19 playoff games in helping the Manchester Monarchs (AHL) win the Calder Cup in 2014-15

Scored 13 goals and added 36 assists during his four-year collegiate career at St. Cloud State University

CAREER STATISTICS

			REGULAR SEASON					PLAYOFFS				
SEASON	TEAM	LEAGUE	GP	G	A	PTS	PIM	GP	G	A	PTS	PIM
2013-14	*Manchester Monarchs*	*AHL*	*5*	*0*	*0*	*0*	*2*	--	--	--	--	--
2014-15	*Manchester Monarchs*	*AHL*	*58*	*6*	*9*	*15*	*23*	*19*	*0*	*5*	*5*	*0*
2015-16	*Ontario Reign*	*AHL*	*55*	*7*	*13*	*20*	*30*	*12*	*1*	*6*	*7*	*4*
2015-16	**Los Angeles Kings**	**NHL**	**5**	**0**	**0**	**0**	**0**	--	--	--	--	--
2016-17	*Ontario Reign*	*AHL*	*6*	*0*	*2*	*2*	*0*	--	--	--	--	--
2016-17	**Los Angeles Kings**	**NHL**	**49**	**1**	**6**	**7**	**6**	--	--	--	--	--
	NHL/KINGS Totals		**54**	**1**	**6**	**7**	**6**	--	--	--	--	--

CAREER HIGHLIGHTS

FIRST NHL GAME: Feb. 11, 2016 at NY Islanders

FIRST NHL GOAL: Feb. 23, 2017 vs. Boston

FIRST NHL ASSIST: Nov. 8, 2016 at Toronto

MOST POINTS, GAME: 1, 7x's (Last: April 9, 2017 at Anaheim)

MOST GOALS, GAME: 1, Feb. 23, 2017 vs. Boston

MOST ASSISTS, GAME: 1, 6x's (Last: April 9, 2017 at Anaheim)

HIGHEST PLUS/MINUS: +2, 2x's (Last: Feb. 1, 2017 vs. Colorado)

HIGHEST TIME ON ICE: 19:19, Nov. 8, 2016 at Toronto

MOST SHOTS: 5, March 14, 2017 vs. Arizona

LONGEST POINT STREAK: 2, Feb. 23 to Feb. 25, 2017: 1-1=2

LONGEST GOAL STREAK: None

LONGEST ASSIST STREAK: None

CAREER POWER-PLAY GOALS: 1, Feb. 23, 2017 vs. Boston

CAREER SHORT-HANDED GOALS: None

CAREER GAME-WINNING GOALS: None

CAREER PENALTY SHOTS: None

CAREER OVERTIME GOALS: None

CAREER SHOOTOUT GOALS/ATTEMPTS: None

CAREER PLUS-MINUS: +3

ANZE KOPITAR

Center

11

ANZE KOPITAR

THE PLAYERS

Shoots: Left
Height: 6-3
Weight: 225

Age: 30
(Turns 31 on Aug. 24, 2018)

Birthplace:
Jesenice, Slovenia
(Aug. 24, 1987)

Acquired by Kings:
Selected by the Kings in the first round (11th overall) in the 2005 NHL Entry Draft.

1st SLOVENIAN-BORN CAPTAIN in NHL history

2016 Selke Trophy Winner and Lady Byng Memorial Trophy Winner

Led the Kings in points every season from 2007-08 to 2015-16
(nine straight seasons, longest stretch in Kings History)

8-Time **20**-goal scorer

2-Time Stanley Cup Champion (2012, 2014)

CAREER HIGHLIGHTS

FIRST NHL GAME:
Oct. 6, 2006 at Anaheim

FIRST NHL GOAL:
Oct. 6, 2006 at Anaheim

FIRST NHL ASSIST:
Oct. 7, 2006 vs. St. Louis

MOST POINTS, GAME:
5, Dec. 18, 2014
vs. St. Louis

MOST GOALS, GAME:
3, 3x's (Last: Feb. 12, 2016
at NY Rangers)

MOST ASSISTS, GAME:
4, 3x's (Last: Dec. 28, 2016
at Vancouver)

HIGHEST PLUS/MINUS:
+4, April 2, 2015
vs. Edmonton

HIGHEST TIME ON ICE:
27:41, Dec. 26, 2015
at Arizona

MOST SHOTS:
9, 2x's (Last: Dec. 4, 2010
vs. Detroit)

LONGEST POINT STREAK:
8, 3x's (Last: Feb. 8 to
March 10, 2010: 5-4=9)

LONGEST GOAL STREAK:
4, 2x's (Last: March 13 to
March 20, 2012: 4g)

LONGEST ASSIST STREAK:
6, 2x's (Last: Dec. 26, 2015
to Jan. 4, 2016: 9a

CAREER POWER-PLAY GOALS:
80, Last: March 23, 2017
vs. Winnipeg

CAREER SHORT-HANDED GOALS:
10, Last: Feb. 16, 2016
at Washington

CAREER GAME-WINNING GOALS:
39, Last: March 17, 2016
vs. NY Rangers

CAREER PENALTY SHOTS:
1/3, Last: Nov. 12, 2014
at Anaheim (vs. Andersen)
– Scored

CAREER OVERTIME GOALS:
8, Last: March 17, 2016
vs. NY Rangers

CAREER SHOOTOUT GOALS/ATTEMPTS:
36/95 (37.9 percent)

Career plus-minus: +69

ANZE KOPITAR



LAST SEASON:

2016-17: Served his first season as captain of the team…Reached the 40 assist plateau for the ninth time in his career (seventh consecutive full season he has reached 40 assists)…Led the team in assists for the 10th consecutive year, with the only year he did not lead the team in assists being his rookie season…Led the team in FO% (52.7%)…Tallied his fourth three-point game of the season (0-3=3) and 11th multi-point game of the year (second most on the team), Apr. 8 vs. CHI…Registered a five-game point-streak (2-5=7), Jan. 24-Feb. 4…Appeared in his 806th career game, surpassing Rob Blake (805) for fifth on the Kings all-time games played list, Jan. 24 at NJD…Missed one game due to flu-like symptoms, Jan. 16 vs. TBL…Registered a four-game point-streak (1-6=7), Jan. 7-14…Appeared in his 800th career game, Jan. 9 vs. DAL, becoming the sixth player to reach 800 games with the Kings…Scored his 247th career goal, surpassing Wayne Gretzky (246) for sixth on the Kings all-time goals list, Jan. 9 vs. DAL…Became the sixth player in team history to register 700 points with the Kings, Dec. 22 at NSH…Missed five games due to an upper-body injury, Nov. 13-19.

LAST AMATEUR CLUB: Sodertalje SK, SHL.

INTERNATIONAL PLAY: Played for Team Slovenia at the following tournaments: Olympics (2014, 5 GP, 2-1=3, plus-4)...World Championships (2015, 7 GP, 1-3=4), (2008, 5 GP, 3-1=4), (2007 Division 1, 5 GP, 1-13=14, plus-9), (2006, 6 GP, 3-6=9), (2005, 6 GP, 1-0=1)…World Junior Championships (2006 Division 1, 5 GP, 5-1=6), (2005 Division 1, 5 GP 10-3=13, plus-8), (2004 Division 1, 5 GP, 1-1=2)…World U18 Championships (2005 Division 1, 5 GP, 6-5=11), (2004 Division 1, 5 GP, 6-2=8), (2003 Division 1, 5 GP, 2-1=3)…And played for Team Europe at the following tournament: World Cup (2016, 6 GP, 0-4=4, Captain, 2nd place).

CAREER STATISTICS

			REGULAR SEASON					PLAYOFFS				
SEASON	TEAM	LEAGUE	GP	G	A	PTS	PIM	GP	G	A	PTS	PIM
2006-07	Los Angeles Kings	NHL	72	20	41	61	24	--	--	--	--	--
2007-08	Los Angeles Kings	NHL	82	32	45	77	22	--	--	--	--	--
2008-09	Los Angeles Kings	NHL	82	27	39	66	32	--	--	--	--	--
2009-10	Los Angeles Kings	NHL	82	34	47	81	16	6	2	3	5	2
2010-11	Los Angeles Kings	NHL	75	25	48	73	20	--	--	--	--	--
2011-12	Los Angeles Kings	NHL	82	25	51	76	20	20	8	12	20	9
2012-13	Los Angeles Kings	NHL	47	10	32	42	16	18	3	6	9	12
2013-14	Los Angeles Kings	NHL	82	29	41	70	24	26	5	21	26	14
2014-15	Los Angeles Kings	NHL	79	16	48	64	10	--	--	--	--	--
2015-16	Los Angeles Kings	NHL	81	25	49	74	16	5	2	2	4	2
2016-17	Los Angeles Kings	NHL	76	12	40	52	28	--	--	--	--	--
	NHL/KINGS Totals		840	255	481	736	228	75	20	44	64	39

DARCY KUEMPER

Goal

35

Catches: Left
Height: 6-5
Weight: 207

Age: 27
(Turns 28 on May 5, 2018)

Birthplace:
Saskatoon, Saskatchewan (May 5, 1990)

Acquired by Kings:
Signed by the Kings as an unrestricted free agent on July 1, 2017.

DARCY KUEMPER

THE PLAYERS

LAST SEASON:

2016-17: Played in 18 games for the Wild, posting an 8-5-3 record, .902 SV% and a 3.13 GAA...Played in his 100th NHL game, March 12, at Chicago.

LAST AMATEUR CLUB: Red Deer Rebels, WHL.

TRANSACTIONS: Selected by MIN in the sixth round (161st overall) in the 2009 NHL Entry Draft.

CAREER STATISTICS

REGULAR SEASON

SEASON	TEAM	LEAGUE	GP	MIN	GA	SO	GAA	W	L	OTL	SVS	PCT
2009-10	*Houston Aeros*	*AHL*	*4*	*199*	*8*	*0*	*2.41*	*2*	*1*	*0*	*62*	*.886*
2011-12	*Houston Aeros*	*AHL*	*19*	*1,070*	*42*	*1*	*2.36*	*6*	*6*	*4*	*504*	*.923*
2011-12	*Ontario Reign*	*ECHL*	*8*	*484*	*14*	*0*	*1.74*	*7*	*1*	*0*	*223*	*.941*
2012-13	*Houston Aeros*	*AHL*	*21*	*1,210*	*38*	*4*	*1.88*	*13*	*8*	*0*	*537*	*.934*
2012-13	*Orlando Solar Bears*	*ECHL*	*3*	*184*	*8*	*0*	*2.61*	*0*	*2*	*1*	*105*	*.929*
2012-13	*Minnesota Wild*	*NHL*	*6*	*288*	*10*	*0*	*2.08*	*1*	*2*	*0*	*109*	*.916*
2013-14	*Iowa Wild*	*AHL*	*17*	*997*	*41*	*1*	*2.47*	*7*	*10*	*0*	*538*	*.929*
2013-14	Minnesota Wild	NHL	26	1,480	60	2	2.43	12	8	4	642	.915
2014-15	Minnesota Wild	NHL	31	1,569	68	3	2.60	14	12	2	650	.905
2014-15	*Iowa Wild*	*AHL*	*5*	*279*	*15*	*1*	*3.22*	*2*	*3*	*0*	*122*	*.891*
2015-16	Minnesota Wild	NHL	21	1,055	43	2	2.43	6	7	5	464	.915
2016-17	Minnesota Wild	NHL	18	1,058	55	0	3.13	8	5	3	507	.902
	NHL Totals		**102**	**5,454**	**236**	**7**	**2.60**	**41**	**34**	**14**	**2,372**	**.910**

PLAYOFFS

SEASON	TEAM	LEAGUE	GP	MIN	GA	SO	GAA	W	L	SVS	PCT
2012-13	Minnesota Wild	NHL	2	74	4	0	3.29	0	0	29	.879
2012-13	*Houston Aeros*	*AHL*	*2*	*119*	*3*	*1*	*1.51*	*1*	*1*	*67*	*.957*
2013-14	Minnesota Wild	NHL	6	326	11	1	2.03	3	1	116	.913
2014-15	Minnesota Wild	NHL	1	24	0	0	0.00	0	0	9	1.000
	NHL Totals		**9**	**422**	**15**	**1**	**2.13**	**3**	**1**	**139**	**.911**

CAREER HIGHLIGHTS

FIRST NHL GAME:
Feb. 12, 2013
at Vancouver
(with Minnesota)

FIRST NHL WIN:
Feb. 17, 2013
vs. Detroit (with Minnesota)

FIRST NHL SHUTOUT:
Jan. 12, 2014 at Nashville
(4-0 win; with Minnesota)

MOST SHOTS, GAME:
45, Nov. 28, 2014
at Dallas (with Minnesota)

MOST SAVES, GAME:
41, 2x's (Last: Jan. 31, 2017
at Edmonton;
with Minnesota)

LONGEST WINNING STREAK:
5, Feb. 4 to March 3, 2014
(with Minnesota)

CAREER SHUTOUTS:
7, Last: Jan. 21, 2016
at Los Angeles (3-0 win;
with Minnesota)

CAREER PENALTY SHOTS:
0/1, Jan. 21, 2014
(vs. Jordie Benn) – Goal
(with Minnesota)

CAREER SHOOTOUT RECORD:
3-3

CAREER SHOOTOUT SAVE PERCENTAGE:
.625 (15/24)

CAREER ASSISTS:
1, Jan. 31 at Edmonton
(with Minnesota)

CAREER PENALTY MINUTES:
6, Last: Jan. 31
at Edmonton
(with Minnesota)

TREVOR LEWIS

Center

22

Shoots: Right
Height: 6-1
Weight: 205

Age: 30
(Turns 31 on Jan. 8, 2018)

Birthplace:
Salt Lake City, Utah (Jan. 8, 1987)

Acquired by Kings:
Selected by the Kings in the first round (17th overall) in the 2006 NHL Entry Draft.

TREVOR LEWIS

THE PLAYERS

PLAYED ALL **82** games during the 2016-17 season, finishing with **12 goals** and **12 assists**

Won a bronze medal as an alternate captain for **Team USA** at the **2015 World Championships** and also won bronze at the **2007 World Junior Championships**

Scored a career-high **25** points *(nine goals, 16 assists)* **in 2014-15**

2-Time Stanley Cup Champion (2012, 2014)

SCORED **2** goals in the series-clinching Game 6 of the 2012 Stanley Cup Final vs. New Jersey

CAREER HIGHLIGHTS

FIRST NHL GAME:
Dec. 19, 2008 at Buffalo

FIRST NHL GOAL:
Dec. 20, 2008 at Detroit

FIRST NHL ASSIST:
Dec. 23, 2008 at Columbus

MOST POINTS, GAME:
3, 2x's (Last: Dec. 29, 2015 at Edmonton)

MOST GOALS, GAME:
2, Jan. 16, 2014 at St. Louis

MOST ASSISTS, GAME:
2, 8x's (Last: Nov. 23, 2016 vs. NY Islanders)

HIGHEST PLUS/MINUS:
+3, 2x's (Last: Nov. 23, 2016 vs. NY Islanders)

HIGHEST TIME ON ICE:
20:15, Dec. 4, 2010 vs. Detroit

MOST SHOTS:
7, 2x's (Last: Jan. 12, 2017 vs. St. Louis)

LONGEST POINT STREAK:
4, 2x's (Last: Oct. 27 to Nov. 3, 2015: 2-2=4)

LONGEST GOAL STREAK:
2, 6x's (Last: April 4 to April 6, 2017: 2g)

LONGEST ASSIST STREAK:
2, 7x's (Last: Dec. 10 to Dec. 13, 2016: 2a)

CAREER POWER-PLAY GOALS:
1, March 4, 2017 vs. Vancouver

CAREER SHORT-HANDED GOALS:
4, Last: March 26, 2016 vs. Edmonton

CAREER GAME-WINNING GOALS:
13, Last: Feb. 21, 2017 at Colorado

CAREER PENALTY SHOTS:
1/1, Jan. 23, 2012 vs. Ottawa (vs. Anderson) – Scored

CAREER OVERTIME GOALS:
None

CAREER SHOOTOUT GOALS/ATTEMPTS:
0/4 (0.0 percent)

CAREER PLUS-MINUS: -21

TREVOR LEWIS

LAST SEASON:

2016-17: Selected as the Kings Unsung Hero (sixth straight year)…Played in a career-high 82 games…Scored his 12th goal of the season, April 6 vs. CGY…Had a career-tying two-game goal streak (2-0=2; sixth time, last: Dec. 1-4, 2016), April 4-6…Scored his career-high 10th goal of the season in his 500th career NHL game, March 29 at CGY…Tied his career-high for goals in a season (nine; last: 2014-15), and scored the first PPG of his career (1-0=1), March 4 vs. VAN…Scored a career-high third GWG of the season (1-0=1; 12th career), Feb. 21 at COL…Scored the GWG (1-0=1), Jan. 12 vs. STL…Logged his 100th career point (0-1=1), Dec. 13 at BUF…Scored his first GWG of the season (1-0=1), Dec. 1 at ARI…Tied his career-high for assists (0-2=2), and tied his career-high plus-3 rating, Nov. 23 vs. NYI…Tallied points in three consecutive games (2-1=3), Nov. 3-8…Scored his first goal of the season (1-0=1), Nov. 3 vs. PIT.

LAST AMATEUR CLUB: Owen Sound, OHL.

INTERNATIONAL PLAY: Played for Team USA at the following tournaments: World Championships (2015, 10 GP, 3-6=9, plus-6, bronze medal, alternate captain)…World Junior Championships (2007, 7 GP, 1-1=2, bronze medal)…Other (2006 Viking Cup, 6 GP, 3-5=8, bronze medal).

CAREER STATISTICS

			REGULAR SEASON					PLAYOFFS				
SEASON	TEAM	LEAGUE	GP	G	A	PTS	PIM	GP	G	A	PTS	PIM
2006-07	*Manchester Monarchs*	*AHL*	*8*	*4*	*2*	*6*	*2*	*2*	*0*	*0*	*0*	*0*
2007-08	*Manchester Monarchs*	*AHL*	*76*	*12*	*16*	*28*	*43*	*4*	*0*	*0*	*0*	*2*
2008-09	*Manchester Monarchs*	*AHL*	*75*	*20*	*31*	*51*	*30*	--	--	--	--	--
2008-09	**Los Angeles Kings**	**NHL**	**6**	**1**	**2**	**3**	**0**	--	--	--	--	--
2009-10	*Manchester Monarchs*	*AHL*	*23*	*5*	*2*	*7*	*6*	*16*	*5*	*4*	*9*	*10*
2009-10	**Los Angeles Kings**	**NHL**	**5**	**0**	**0**	**0**	**0**	--	--	--	--	--
2010-11	**Los Angeles Kings**	**NHL**	**72**	**3**	**10**	**13**	**6**	**6**	**1**	**3**	**4**	**2**
2011-12	**Los Angeles Kings**	**NHL**	**72**	**3**	**4**	**7**	**26**	**20**	**3**	**6**	**9**	**2**
2012-13	*Utah Grizzlies*	*ECHL*	*6*	*3*	*6*	*9*	*4*	--	--	--	--	--
2012-13	**Los Angeles Kings**	**NHL**	**48**	**5**	**9**	**14**	**19**	**18**	**1**	**2**	**3**	**2**
2013-14	**Los Angeles Kings**	**NHL**	**73**	**6**	**5**	**11**	**6**	**26**	**4**	**1**	**5**	**6**
2014-15	**Los Angeles Kings**	**NHL**	**73**	**9**	**16**	**25**	**14**	--	--	--	--	--
2015-16	**Los Angeles Kings**	**NHL**	**75**	**8**	**8**	**16**	**20**	**5**	**2**	**0**	**2**	**4**
2016-17	**Los Angeles Kings**	**NHL**	**82**	**12**	**12**	**24**	**30**	--	--	--	--	--
	NHL/KINGS Totals		**506**	**47**	**66**	**113**	**121**	**75**	**11**	**12**	**23**	**16**

ALEC MARTINEZ

Defense

27

Shoots: Left
Height: 6-1
Weight: 208

Age: 30
(Turns 31 on July 26, 2018)

Birthplace:
Rochester Hills, Mich. (July 26, 1987)

Acquired by Kings:
Selected by the Kings in the fourth round (95th overall) in the 2007 NHL Entry Draft.

ALEC MARTINEZ

THE PLAYERS

HAS PLAYED ALL **8** of his **NHL** seasons in Los Angeles

LAST SEASON set a career-high with **39** points

Scored the game-winning goal for the Kings in overtime to capture the 2014 Stanley Cup

2-Time Stanley Cup Champion (2012, 2014)

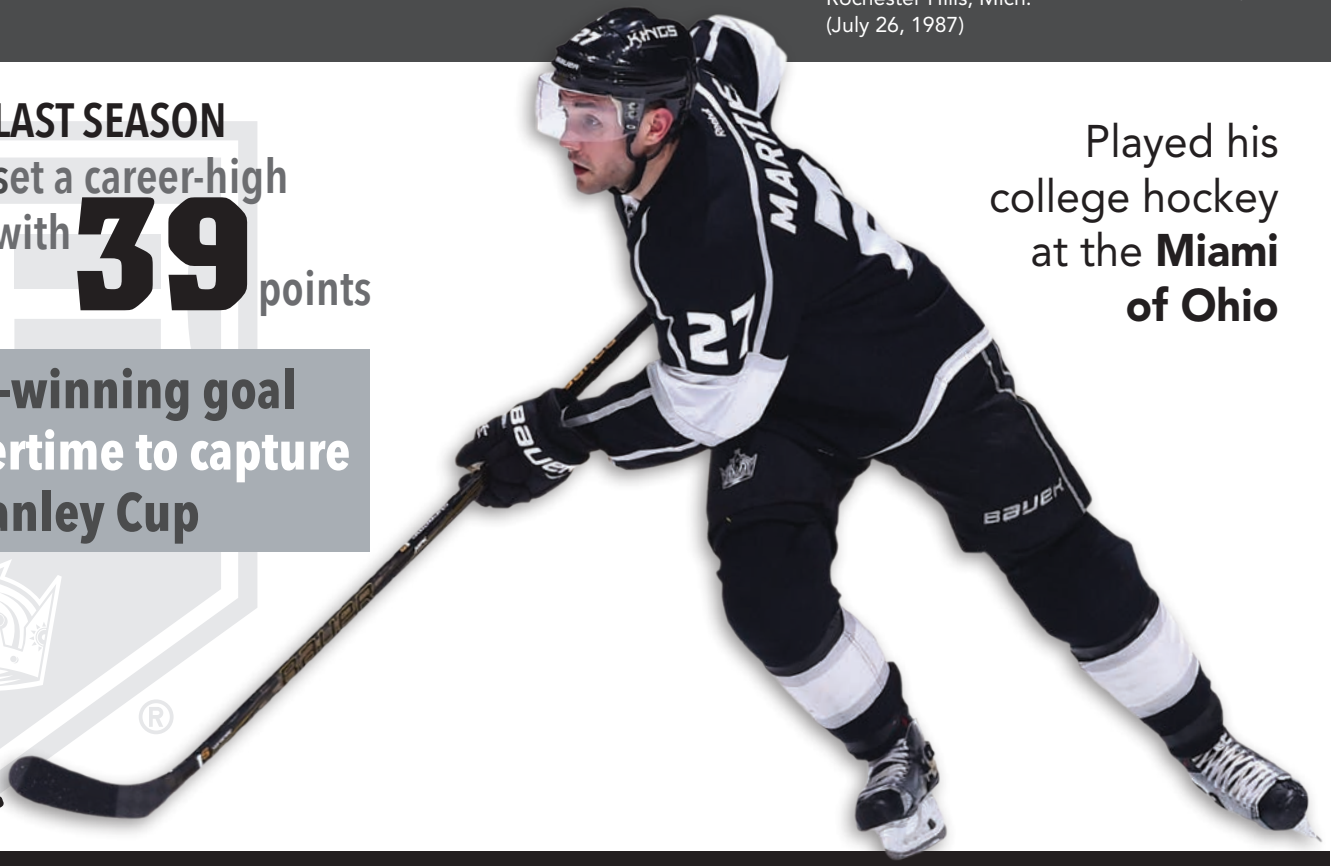

Played his college hockey at the **Miami of Ohio**

CAREER HIGHLIGHTS

FIRST NHL GAME:
Oct. 3, 2009 vs. Phoenix

FIRST NHL GOAL:
Nov. 24, 2010 at Montreal

FIRST NHL ASSIST:
Dec. 4, 2010 vs. Detroit

MOST POINTS, GAME:
3, 2x's (Last: Jan. 3, 2015 vs. Nashville)

MOST GOALS, GAME:
1, 48x's (Last: April 2, 2017 vs. Arizona)

MOST ASSISTS, GAME:
3, Nov. 8, 2014 vs. Vancouver

HIGHEST PLUS/MINUS:
+4, Dec. 22, 2016 at Nashville

HIGHEST TIME ON ICE:
27:06, Dec. 30, 2014 at Edmonton

MOST SHOTS:
7, Dec. 8, 2016 at Columbus

LONGEST POINT STREAK:
5, 2x's (Last: Nov. 17 to Nov. 26, 2016: 3-2=5)

LONGEST GOAL STREAK:
2, 5x's (Last: Nov. 23 to Nov. 26, 2016: 2g)

LONGEST ASSIST STREAK:
4, 2x's (Last: March 2 to March 11, 2017: 5a)

CAREER POWER-PLAY GOALS:
14, Last: April 2, 2017 vs. Arizona

CAREER SHORT-HANDED GOALS:
1, March 4, 2017 vs. Vancouver

CAREER GAME-WINNING GOALS:
10, Last: Dec. 10, 2016 vs. Ottawa

CAREER PENALTY SHOTS:
None

CAREER OVERTIME GOALS:
3, Oct. 25, 2016 vs. Columbus

CAREER SHOOTOUT GOALS/ATTEMPTS:
None

CAREER PLUS-MINUS: +31

ALEC MARTINEZ

LAST SEASON:

2016-17: Won the Jim Fox Community Service Award as selected by the Kings Care Foundation…Appeared in a career-high 82 games (one of six Kings players to appear in all 82 games)…Set career-highs in points, assists and power play points (15)…Finished tied for eighth in the league among defensemen in game-winning goals (3)…Recorded a four-game point streak (1-5=6), March 2-11 (also tied his career-long assist streak set earlier in the season)…Registered his sixth multi-point game of the season (0-2=2), tied for the most among team-defensemen, March 11 vs. WSH…Scored the first short-handed goal of his career as part of a two-point night (1-1=2), March 4 vs. VAN…Appeared in his 400th NHL game, Feb. 28 at CGY…Tallied his 22nd assist (0-1=1), surpassing his previous career-high, Feb. 23 vs. BOS…Recorded a career-long four-game assist streak (0-4=4), Jan. 7-14 (tied later in the season)…Registered a career-high plus-4 rating, Dec. 22 at NSH…Registered his 45th career goal, passing Garry Galley for eighth on the Kings all-time defensemen goals list, Dec. 10 vs. OTT…Registered a career-tying two-game goal streak (2-0=2), Nov. 23-26…Tallied a career-tying five-game point streak (3-2=5), Nov. 17-26…Recorded a four-game point streak (2-4=6), Oct. 20-27…Scored his second overtime goal of the season, tying Jack Johnson for most overtime goals by a Kings defenseman in a single season, Oct. 25 vs. CBJ.

LAST AMATEUR CLUB: Miami of Ohio (NCAA).

CAREER STATISTICS

			REGULAR SEASON					PLAYOFFS				
SEASON	TEAM	LEAGUE	GP	G	A	PTS	PIM	GP	G	A	PTS	PIM
2008-09	*Manchester Monarchs*	*AHL*	*72*	*8*	*15*	*23*	*42*	--	--	--	--	--
2009-10	*Manchester Monarchs*	*AHL*	*55*	*7*	*23*	*30*	*26*	*16*	*0*	*3*	*3*	*10*
2009-10	**Los Angeles Kings**	**NHL**	**4**	**0**	**0**	**0**	**2**	--	--	--	--	--
2010-11	*Manchester Monarchs*	*AHL*	*20*	*5*	*11*	*16*	*14*	--	--	--	--	--
2010-11	**Los Angeles Kings**	**NHL**	**60**	**5**	**11**	**16**	**18**	**6**	**0**	**1**	**1**	**2**
2011-12	**Los Angeles Kings**	**NHL**	**51**	**6**	**6**	**12**	**8**	**20**	**1**	**2**	**3**	**8**
2012-13	*Allen Americans*	*CHL*	*3*	*1*	*1*	*2*	*0*	--	--	--	--	--
2012-13	**Los Angeles Kings**	**NHL**	**27**	**1**	**4**	**5**	**10**	**7**	**0**	**2**	**2**	**8**
2013-14	**Los Angeles Kings**	**NHL**	**61**	**11**	**11**	**22**	**14**	**26**	**5**	**5**	**10**	**12**
2014-15	**Los Angeles Kings**	**NHL**	**56**	**6**	**16**	**22**	**10**	--	--	--	--	--
2015-16	**Los Angeles Kings**	**NHL**	**78**	**10**	**21**	**31**	**40**	**1**	**0**	**0**	**0**	**0**
2016-17	**Los Angeles Kings**	**NHL**	**82**	**9**	**30**	**39**	**24**	--	--	--	--	--
	NHL/KINGS Totals		**419**	**48**	**99**	**147**	**126**	**60**	**6**	**10**	**16**	**30**

JAKE MUZZIN

Defense

6

Shoots: Left
Height: 6-3
Weight: 213

Age: 28
(Turns 29 on Feb. 21, 2018)

Birthplace:
Woodstock, Ontario
(Feb. 21, 1989)

Acquired by Kings:
Signed by the Kings as an unrestricted free agent on Jan. 4, 2010.

JAKE MUZZIN

THE PLAYERS

Last year played in his **300th** CAREER GAME

PLAYED *his entire career with the* **KINGS**

2014 Stanley Cup Champion

Has played all **82** games in each of the past two seasons

SCORED CAREER-HIGH

10 Goals In 2014-15

CAREER HIGHLIGHTS

FIRST NHL GAME:
Oct. 9, 2010 at Vancouver

FIRST NHL GOAL:
Jan. 26, 2013 at Phoenix

FIRST NHL ASSIST:
Oct. 15, 2010 vs. Vancouver

MOST POINTS, GAME:
3, 3x's (Last: Dec. 5, 2015 vs. Pittsburgh)

MOST GOALS, GAME:
2, 2x's (Last: Jan. 12, 2017 vs. St. Louis)

MOST ASSISTS, GAME:
3, Dec. 11, 2014 at Ottawa

HIGHEST PLUS/MINUS:
+4, 2x's (Last: Dec. 22, 2016 at Nashville)

HIGHEST TIME ON ICE:
28:55, Dec. 22, 2014 vs. Calgary

MOST SHOTS:
7, 3x's (Last: Feb. 28, 2016 at Anaheim)

LONGEST POINT STREAK:
8, Jan. 2 to Jan. 19, 2016: (1-7=8)

LONGEST GOAL STREAK:
None

LONGEST ASSIST STREAK:
5, Jan. 9 to Jan. 19, 2016: 5a

CAREER POWER-PLAY GOALS:
13, Last: Jan. 31, 2017 at Arizona

CAREER SHORT-HANDED GOALS:
None

CAREER GAME-WINNING GOALS:
6, Last: Jan. 31, 2017 at Arizona

CAREER PENALTY SHOTS:
None

CAREER OVERTIME GOALS:
None

CAREER SHOOTOUT GOALS/ATTEMPTS:
None

CAREER PLUS-MINUS: +4

JAKE MUZZIN

LAST SEASON:

2016-17: Appeared in all 82 games for the second consecutive season, pushing his consecutive games played streak to 238 games…Scored nine goals on the season, one shy of his career-high set in 2014-15…Finished the season ranked second on the team in TOI/GP (22:17)…Appeared in his 300th NHL game, Nov. 1 vs. ANA…Tied his career-high for goals in a game (2-0=2), Jan. 12 vs. STL…Tallied his 100th career assist, Jan. 14 vs. WPG…Registered five multi-point games on the season, with the Kings holding a 4-0-1 record in those games.

LAST AMATEUR CLUB: Sault Ste. Marie, OHL.

TRANSACTIONS: Selected by PIT in the fifth round (141st overall) in the 2007 NHL Entry Draft.

INTERNATIONAL PLAY: Played for Team Canada at the following tournaments: World Cup (2016, 1 GP, 0-0=0, plus-1, 1st place)…World Championships (2015, 10 GP, 0-8=8, plus-14, gold medal).

CAREER STATISTICS

			REGULAR SEASON					PLAYOFFS				
SEASON	TEAM	LEAGUE	GP	G	A	PTS	PIM	GP	G	A	PTS	PIM
2009-10	*Manchester Monarchs*	*AHL*	*1*	*0*	*1*	*1*	*0*	*13*	*1*	*3*	*4*	*6*
2010-11	**Los Angeles Kings**	**NHL**	**11**	**0**	**1**	**1**	**0**	--	--	--	--	--
2010-11	*Manchester Monarchs*	*AHL*	*45*	*3*	*15*	*18*	*39*	*7*	*3*	*1*	*4*	*2*
2011-12	*Manchester Monarchs*	*AHL*	*71*	*7*	*24*	*31*	*40*	*3*	*0*	*1*	*1*	*2*
2012-13	*Manchester Monarchs*	*AHL*	*29*	*2*	*9*	*11*	*24*	--	--	--	--	--
2012-13	**Los Angeles Kings**	**NHL**	**45**	**7**	**9**	**16**	**35**	**17**	**0**	**3**	**3**	**6**
2013-14	**Los Angeles Kings**	**NHL**	**76**	**5**	**19**	**24**	**58**	**26**	**6**	**6**	**12**	**8**
2014-15	**Los Angeles Kings**	**NHL**	**76**	**10**	**31**	**41**	**22**	--	--	--	--	--
2015-16	**Los Angeles Kings**	**NHL**	**82**	**8**	**32**	**40**	**64**	**5**	**1**	**4**	**5**	**2**
2016-17	**Los Angeles Kings**	**NHL**	**82**	**9**	**19**	**28**	**46**	--	--	--	--	--
	NHL/KINGS Totals		**372**	**39**	**111**	**150**	**225**	**48**	**7**	**13**	**20**	**16**

THE PLAYERS

JORDAN NOLAN

Right Wing

71

Shoots: Left
Height: 6-3
Weight: 217

Age: 28 (Turns 29 on June 23, 2018)

Birthplace: Garden River, First Nation, Ontario (June 23, 1989)

Acquired by Kings: Selected by the Kings in the seventh round (186th overall) in the 2009 NHL Entry Draft.

JORDAN NOLAN

THE PLAYERS

Is the only Kings player to wear

#71

in team history



LAST SEASON:

2016-17: Missed ten games due to injury Feb. 27-March 19…Missed nine games due to injury, Feb. 4-23…Tallied a regular season career-high 16:03 TOI, Jan. 24 at NJD…Registered his third career multi-point game (1-1=2), Jan. 23 at NYR …Recorded a career-tying two-game point streak (2-1=3), Dec. 1-4…Logged his first multi-goal game of his career (2-0=2) and a career-tying +2 rating, Dec. 1 at ARI…Logged his first point of the season (0-1=1), Nov. 13 at WPG.

LAST AMATEUR CLUB: Sault Ste. Marie Greyhounds, OHL.

2-Time Stanley Cup Champion (2012, 2014)

CAREER STATISTICS

			REGULAR SEASON					PLAYOFFS				
SEASON	TEAM	LEAGUE	GP	G	A	PTS	PIM	GP	G	A	PTS	PIM
2009-10	*Ontario Reign*	*ECHL*	*3*	*1*	*1*	*2*	*4*	--	--	--	--	--
2010-11	*Manchester Monarchs*	*AHL*	*75*	*5*	*12*	*17*	*115*	*7*	*0*	*2*	*2*	*4*
2011-12	*Manchester Monarchs*	*AHL*	*40*	*9*	*13*	*22*	*119*	*0*	*0*	*0*	*0*	*0*
2011-12	**Los Angeles Kings**	**NHL**	**26**	**2**	**2**	**4**	**28**	**20**	**1**	**1**	**2**	**21**
2012-13	*Manchester Monarchs*	*AHL*	*21*	*2*	*4*	*6*	*21*	--	--	--	--	--
2012-13	**Los Angeles Kings**	**NHL**	**44**	**2**	**4**	**6**	**46**	**7**	**0**	**0**	**0**	**4**
2013-14	**Los Angeles Kings**	**NHL**	**64**	**6**	**4**	**10**	**54**	**3**	**0**	**0**	**0**	**2**
2014-15	**Los Angeles Kings**	**NHL**	**60**	**6**	**3**	**9**	**54**	--	--	--	--	--
2015-16	**Los Angeles Kings**	**NHL**	**52**	**0**	**5**	**5**	**38**	--	--	--	--	--
2016-17	**Los Angeles Kings**	**NHL**	**46**	**4**	**4**	**8**	**44**	--	--	--	--	--
	NHL/KINGS Totals		**292**	**20**	**22**	**42**	**264**	**30**	**1**	**1**	**2**	**27**

CAREER HIGHLIGHTS

FIRST NHL GAME: Feb. 11, 2012 at NY Islanders

FIRST NHL GOAL: Feb. 12, 2012 at Dallas

FIRST NHL ASSIST: March 6, 2012 at Nashville

MOST POINTS, GAME: 2, 3x's (Last: Jan. 23, 2017 at NY Rangers)

MOST GOALS, GAME: 2, Dec. 1, 2016 at Arizona

MOST ASSISTS, GAME: 1, 22x's (Last: Jan. 23, 2017 at NY Rangers)

HIGHEST PLUS/MINUS: +2, 3x's (Last: Dec. 1, 2016 at Arizona)

HIGHEST TIME ON ICE: 16:03, Jan. 24, 2017 at New Jersey

MOST SHOTS: 4, Jan. 28, 2014 at Phoenix

LONGEST POINT STREAK: 2, 4x's (Last: Dec. 1 to Dec. 4, 2016: 2-1=3)

LONGEST GOAL STREAK: None

LONGEST ASSIST STREAK: None

CAREER POWER-PLAY GOALS: None

CAREER SHORT-HANDED GOALS: None

CAREER GAME-WINNING GOALS: 3, Last: Feb. 12, 2015 vs. Calgary

CAREER PENALTY SHOTS: None

CAREER OVERTIME GOALS: None

CAREER SHOOTOUT GOALS/ATTEMPTS: None

CAREER PLUS-MINUS: -13

TANNER PEARSON Left Wing

70

Stanley Cup Champion (2014)

Scored a career-high **24 goals** and **44 points** to tie for third in team scoring during the 2016-17 season

Made his **NHL debut** in **Game 3** of the **Western Conference Semifinals** May 18, 2013 at San Jose

TANNER PEARSON

Shoots: Left
Height: 6-1
Weight: 201

Age: 25 (Turns 26 on Aug. 10, 2018)

Birthplace: Kitchener, Ontario (Aug. 10, 1992)

Acquired By Kings: Selected by the Kings in the first round (30th overall) in the 2012 NHL Draft.



LAST SEASON:

2016-17: Posted career-highs in games played, goals and points…Ranked second on the team in goals, posting his first 20-goal season…Ranked second on the team with five game-winning goals…Scored his first short-handed goal (1-0=1), March 23 vs. WPG…Had a four-game point streak (3-3=6), Feb. 25-March 2…Tallied a three-game goal streak (3-0=3), Feb. 27-March 2…Posted a career-high three assists (0-3=3) and hit the 37-point mark, surpassing his previous career-high, Feb. 25 vs. ANA…Reached the 20-goal mark for the first time in his career with a goal (1-0=1), Feb. 27 at MIN…Registered a three-game goal streak (4-3=7), Feb. 9-18…Recorded consecutive three-point games, Feb. 9-16…Appeared in his 200th career game, Feb. 16 vs. ARI…Tallied a three-game point streak (3-1=4), Jan. 7-12…Registered a four-game point streak (4-2=6), Oct. 18-25…Tallied his first game-deciding goal in the shootout, Oct. 22 vs. VAN…Tied a career-high with a plus-3 rating, Oct. 20 at DAL…Missed the first two games of the regular season due to suspension.

LAST AMATEUR CLUB: Barrie, OHL.

INTERNATIONAL PLAY: Played for Team Canada at the following tournaments: World Junior Championships (2012, 6 GP, 1-5=6, bronze medal)…Other (2011 Super Series).

CAREER STATISTICS

			REGULAR SEASON					PLAYOFFS				
SEASON	TEAM	LEAGUE	GP	G	A	PTS	PIM	GP	G	A	PTS	PIM
2012-13	*Manchester Monarchs*	*AHL*	*64*	*19*	*28*	*47*	*14*	*4*	*0*	*1*	*1*	*4*
2012-13	**Los Angeles Kings**	**NHL**	**--**	**--**	**--**	**--**	**--**	**1**	**0**	**0**	**0**	**0**
2013-14	*Manchester Monarchs*	*AHL*	*41*	*17*	*15*	*32*	*18*	*--*	*--*	*--*	*--*	*--*
2013-14	**Los Angeles Kings**	**NHL**	**25**	**3**	**4**	**7**	**8**	**24**	**4**	**8**	**12**	**8**
2014-15	**Los Angeles Kings**	**NHL**	**42**	**12**	**4**	**16**	**14**	**--**	**--**	**--**	**--**	**--**
2015-16	**Los Angeles Kings**	**NHL**	**79**	**15**	**21**	**36**	**18**	**5**	**1**	**2**	**3**	**2**
2016-17	**Los Angeles Kings**	**NHL**	**80**	**24**	**20**	**44**	**13**	**--**	**--**	**--**	**--**	**--**
	NHL/KINGS Totals		**226**	**54**	**49**	**103**	**53**	**30**	**5**	**10**	**15**	**10**

CAREER HIGHLIGHTS

FIRST NHL GAME: Nov. 14, 2013 at NY Islanders

FIRST NHL GOAL: Nov. 14, 2013 at NY Islanders

FIRST NHL ASSIST: March 27, 2014 at Pittsburgh

MOST POINTS, GAME: 3, 5x's Last: (Feb. 25, 2017 vs. Anaheim)

MOST GOALS, GAME: 2, 6x's (Last: Feb. 16, 2017 vs. Arizona)

MOST ASSISTS, GAME: 3, Feb. 25, 2017 vs. Anaheim

HIGHEST PLUS/MINUS: +3, 2x's (Last: Oct. 20, 2016 at Dallas)

HIGHEST TIME ON ICE: 19:27, Nov. 5, 2015 at Tampa Bay

MOST SHOTS: 6, Oct. 27, 2016 vs. Nashville

LONGEST POINT STREAK: 4, 2x's (Last: Feb. 25 to March 2, 2017: 3-3=6)

LONGEST GOAL STREAK: 3, 5x's (Last: Feb. 27 to March 2, 2017: 3g)

LONGEST ASSIST STREAK: 2, 6x's (Last: Feb. 9 to Feb. 16, 2017: 3a)

CAREER POWER-PLAY GOALS: 7, Last: Feb. 28, 2017 at Calgary

CAREER SHORT-HANDED GOALS: 1, March 23, 2017 vs. Winnipeg

CAREER GAME-WINNING GOALS: 13, Last: April 4, 2017 vs. Edmonton

CAREER PENALTY SHOTS: 0/1, Last: Jan. 5, 2017 vs. Detroit (vs. Coreau) – Miss

CAREER OVERTIME GOALS: 4, Last: Jan. 7, 2017 vs. Minnesota

CAREER SHOOTOUT GOALS/ATTEMPTS: 1/6 (16.7 percent)

CAREER PLUS-MINUS: +32

JONATHAN QUICK

Goal

32

JONATHAN QUICK

Catches: Left
Height: 6-1
Weight: 218

Age: 31
(Turns 32 on Jan. 21, 2018)

Birthplace:
Milford, Conn.
(Jan. 21, 1986)

Acquired By Kings:
Selected by the Kings in the third round (72nd overall) in the 2005 NHL Entry Draft.

THE PLAYERS

2-Time Stanley Cup Champion (2012, 2014)

SILVER MEDALIST with Team USA at the 2010 Winter Olympics

All-time franchise leader among goalies in both the regular season and playoffs for games played, wins, goals against average, save percentage and shutouts

Conn Smythe Trophy Winner (2012)

2-TIME NHL ALL-STAR *(2012, 2016)*

CAREER HIGHLIGHTS

FIRST NHL GAME:
Dec. 6, 2007 vs. Buffalo

FIRST NHL WIN:
Dec. 6, 2007 vs. Buffalo

FIRST NHL SHUTOUT:
Dec. 23, 2008 at Columbus (3-0 win)

MOST SHOTS, GAME:
51, Dec. 13, 2010 at Detroit

MOST SAVES, GAME:
51, Dec. 13, 2010 at Detroit

LONGEST WINNING STREAK:
9, Jan. 21 to Feb. 6, 2010

CAREER SHUTOUTS:
44, Last: March 31, 2017 at Vancouver (2-0 win)

CAREER PENALTY SHOTS:
3/4, Last: Jan. 16, 2014 at St. Louis (vs. Oshie) – Goal

CAREER SHOOTOUT RECORD:
41-32*

CAREER SHOOTOUT SAVE PERCENTAGE:
.694 (177/255)

CAREER ASSISTS:
12, Last: March 26, 2016 vs. Edmonton

CAREER PENALTY MINUTES:
42, Last: Oct. 12, 2016 at San Jose

**Fifth among active goalies in shootout wins*

JONATHAN QUICK



FRANCHISE RECORDS SET BY QUICK

ALL-TIME RECORDS (min. 50 games): Games Played (492)…Wins (260)…GAA (2.26)…Save Percentage (.916)…Shutouts (44)…Time on Ice (28,772)…Win Streak (9, Jan. 21-Feb. 6, 2010)…Shutout Streak (3, Oct. 18-22, 2011)…Scoreless Streak (202:11 third period Oct. 15, 2011 through first period Oct. 27, 2011)…Assists (12).

SINGLE-SEASON RECORDS: Games Played (72 in 2009-10 and 2014-15)…Wins (40 in 2015-16)…GAA (1.95 in 2011-12)…Save Percentage (.929 in 2011-12)…Minutes Played (4,258 in 2009-10)…Shutouts (10 in 2011-12)…Home Shutouts (7 in 2011-12)…Road Shutouts (4 in 2008-09 and 2010-11)…Rookie GAA (2.48 in 2008-09 – tied with Jonathan Bernier in 2010-11)…Rookie Shutouts (4 in 2008-09 – tied with Martin Jones in 2013-14 and Jamie Storr in 1998-99, Mario Lessard in 1978-79 and Gerry Desjardins in 1968-69)…Shootout Wins (10 in 2010-11)…Shootout Win Percentage (1.000 in 2010-11: 10-0).

OTHER KINGS GOALTENDING RECORDS: First with 30 wins three straight seasons (2009-10, 2010-11, 2011-12)…First with three road shutouts in one month (Dec. 2010)…Most saves in a shutout (51, Dec. 13, 2010 at DET, 5-0 W)…Fastest to 20 wins in one season (30th team game in 2015-16)…Fastest to 30 wins in one season (54th team game in 2009-10)…Fastest to 100 wins (185th career game)…first goalie to 400 GP…first goalie to 200 wins.

ALL-TIME PLAYOFF RECORDS: Games Played (81)…Wins (46)…GAA (2.27)…Save Percentage (.921)…Shutouts (9)…Win Streak (8, April 22-May 17, 2012)…Home Win Streak – cumulative (9, June 11, 2012 – June 4, 2013)…Road Win Streak – cumulative (12, April 16, 2011 – June 2, 2012 – NHL record)…Set NHL playoff record June, 6, 2012 by playing in 34 straight games without allowing more than three goals.

ALL-TIME PLAYOFF SINGLE-SEASON PLAYOFF RECORDS: Games Played (26 in 2014)…Wins (16 in 2012 and 2014)…GAA (1.41 in 2012)…Save Percentage (.946 in 2012 – tied NHL record for goalies with at least 10 GP)…Shutouts (3 in 2012 and 2013)…Home Wins (8 in 2013 and 2014)…Road Wins (10 in 2012 – tied NHL record)…Home Win Streak – one year (8, May 4-June 4, 2013)…Road Win Streak – one year (10, April 11-June 2, 2012 – NHL record).

OTHER KINGS PLAYOFF GOALTENDING RECORDS: Most shots faced, regulation game (52, April 23, 2011 at SJS, 3-1 W)…Most saves, regulation game (51, April 23, 2011 at SJS, 3-1 W)…Most shots faced, one period (23, 2x's, April 13, 2012 at VAN, 4-2 W and April 22, 2014 vs. SJS, 4-3 OTL)…Most saves, one period (22, 2x's, April 13, 2012 at VAN, 4-2 W and April 22, 2014 vs. SJS, 4-3 OTL).

NHL AWARDS/ACCOMPLISHMENTS: William M. Jennings Trophy in 2014…Conn Smythe Trophy in 2012…NHL Second-Team All-Star in 2012…NHL All-Star in 2012…Vezina Trophy Finalist in 2012.

KINGS AWARDS/ACCOMPLISHMENTS: Kings Most Popular Player Award in 2015-16…Kings Best Defensive Player in 2015-16 (Co-Winner with Drew Doughty)…Kings Most Popular Player Award in 2014-15…Kings Community Service Award in 2013-14…Kings MVP (Bill Libby Memorial Award) in 2011-12…Kings Best Defensive Player in 2011-12…Kings Most Inspirational Player (Ace Bailey Memorial Award) in 2011-12…Most Popular Player in 2011-12…Kings Community Service Award in 2012-13.

LAST SEASON:

2016-17: Missed 59 games after sustaining a lower-body injury in the first period of the first game of the season, Oct. 12 at SJS…Recorded his second shutout of the season (stopping a season-high 35 shots) and the 44th of his career, March 31 at VAN…Registered his first shutout of the season (26 saves), March 16 vs. BUF…Stopped 32-of-33 shots in his first game back from injury, Feb. 25 vs. ANA…Posted a five-game point streak (4-0-1), Feb. 25-March 11…Stopped 14-of-15 shots in the first period before leaving with an injury, Oct. 12 at SJS.

LAST AMATEUR CLUB: University of Massachusetts-Amherst, NCAA.

INTERNATIONAL PLAY: Played for Team USA at the following tournament: World Cup (2016, 2 GP, 0-2-0, .863 SV%, 3.56 GAA)…Olympics (2014, 5 GP, 2-2-0, .923 SV%, 2.17 GAA), (2010, DNP, silver medal).

CAREER STATISTICS

REGULAR SEASON

SEASON	TEAM	LEAGUE	GP	MIN	GA	SO	GAA	W	L	OTL	SVS	PCT
2007-08	*Reading Royals*	*ECHL*	*38*	*2,257*	*105*	*1*	*2.79*	*23*	*11*	*3*	*1,005*	*.905*
2007-08	*Manchester Monarchs*	*AHL*	*19*	*1,085*	*42*	*3*	*2.32*	*11*	*8*	*0*	*494*	*.922*
2007-08	**Los Angeles Kings**	**NHL**	**3**	**141**	**9**	**0**	**3.84**	**1**	**2**	**0**	**53**	**.855**
2008-09	*Manchester Monarchs*	*AHL*	*14*	*827*	*37*	*0*	*2.68*	*6*	*5*	*2*	*421*	*.919*
2008-09	**Los Angeles Kings**	**NHL**	**44**	**2,495**	**103**	**4**	**2.48**	**21**	**18**	**2**	**1,097**	**.914**
2009-10	**Los Angeles Kings**	**NHL**	**72**	**4,258**	**180**	**4**	**2.54**	**39**	**24**	**7**	**1,747**	**.907**
2010-11	**Los Angeles Kings**	**NHL**	**61**	**3,591**	**134**	**6**	**2.24**	**35**	**22**	**3**	**1,497**	**.918**
2011-12	**Los Angeles Kings**	**NHL**	**69**	**4,099**	**133**	**10**	**1.95**	**35**	**21**	**13**	**1,730**	**.929**
2012-13	**Los Angeles Kings**	**NHL**	**37**	**2,134**	**87**	**1**	**2.45**	**18**	**13**	**4**	**802**	**.902**
2013-14	**Los Angeles Kings**	**NHL**	**49**	**2,904**	**100**	**6**	**2.07**	**27**	**17**	**4**	**1,083**	**.915**
2014-15	**Los Angeles Kings**	**NHL**	**72**	**4,184**	**156**	**6**	**2.24**	**36**	**22**	**13**	**1,740**	**.918**
2015-16	**Los Angeles Kings**	**NHL**	**68**	**4,034**	**149**	**5**	**2.22**	**40**	**23**	**5**	**1,671**	**.918**
2016-17	**Los Angeles Kings**	**NHL**	**17**	**931**	**35**	**2**	**2.26**	**8**	**5**	**2**	**386**	**.917**
	NHL/KINGS Totals		**492**	**28,772**	**1,086**	**44**	**2.26**	**260**	**167**	**53**	**11,806**	**.916**

PLAYOFFS

SEASON	TEAM	LEAGUE	GP	MIN	GA	SO	GAA	W	L	SVS	PCT
2007-08	*Manchester Monarchs*	*AHL*	*1*	*59*	*1*	*0*	*1.02*	*0*	*1*	*38*	*.974*
2009-10	**Los Angeles Kings**	**NHL**	**6**	**360**	**21**	**0**	**3.50**	**2**	**4**	**160**	**.884**
2010-11	**Los Angeles Kings**	**NHL**	**6**	**380**	**20**	**1**	**3.16**	**2**	**4**	**209**	**.913**
2011-12	**Los Angeles Kings**	**NHL**	**20**	**1,238**	**29**	**3**	**1.41**	**16**	**4**	**509**	**.946**
2012-13	**Los Angeles Kings**	**NHL**	**18**	**1,099**	**34**	**3**	**1.86**	**9**	**9**	**484**	**.934**
2013-14	**Los Angeles Kings**	**NHL**	**26**	**1,605**	**69**	**2**	**2.58**	**16**	**10**	**705**	**.911**
2015-16	**Los Angeles Kings**	**NHL**	**5**	**296**	**15**	**0**	**3.04**	**1**	**4**	**117**	**.886**
	NHL/KINGS Totals		**81**	**4,979**	**188**	**9**	**2.27**	**46**	**35**	**2,184**	**.921**

NICK SHORE

Center

21

Registered a **single-game career-high 4 points** vs. Edmonton last season

Played his college hockey at the **University of Denver**

NICK SHORE

Shoots: Right
Height: 6-1
Weight: 195

Age: 25 (Turns 26 on Sept. 26, 2018)

Birthplace: Denver, Colo. (Sept. 26, 1992)

Acquired by Kings: Selected by the Kings in the third round (82nd overall) in the 2011 NHL Entry Draft.



LAST SEASON:

2016-17: Registered career-highs in goals (6), assists (11), points (17) and games played (70)…Earned a career-high for points and assists in a game (1-3=4), and tied for most points and assists by a King in a game this season, April 4 vs. EDM…Missed 11 games due to injury, March 4-28…Posted a career-high 16:17 TOI, Feb. 28 at CGY…Recorded his first multi-point game of the season (1-1=2), logging his 11th and 12th point of the season, surpassing his career-high for points in a season, Feb. 27 vs. MIN…Tallied a career-tying two-game point streak (1-1=2; Last: Dec. 6-8, 2015), Dec. 1-4...Scored the first shorthanded goal of his career, Jan. 9 vs. DAL…Scored an unassisted goal, Dec. 29 at EDM…Recorded his second goal of the season, Dec. 22 at NSH…Scored his first goal of the season, Dec. 4 vs. MTL…Registered his first point of the season (0-1=1), Oct. 25 vs. CBJ.

LAST AMATEUR CLUB: University of Denver, NCAA.

INTERNATIONAL PLAY: Played for Team USA at the following tournament: World U18 Championships (2010, 7 GP, 3-7=10, gold medal, tied for team lead in points).

CAREER STATISTICS

			REGULAR SEASON					PLAYOFFS				
SEASON	TEAM	LEAGUE	GP	G	A	PTS	PIM	GP	G	A	PTS	PIM
2013-14	*Manchester Monarchs*	*AHL*	*68*	*14*	*24*	*38*	*36*	*4*	*0*	*1*	*1*	*0*
2014-15	*Manchester Monarchs*	*AHL*	*38*	*20*	*22*	*42*	*16*	*19*	*4*	*14*	*18*	*2*
2014-15	**Los Angeles Kings**	**NHL**	**34**	**1**	**6**	**7**	**10**	--	--	--	--	--
2015-16	**Los Angeles Kings**	**NHL**	**68**	**3**	**7**	**10**	**32**	**1**	**0**	**0**	**0**	**0**
2016-17	**Los Angeles Kings**	**NHL**	**70**	**6**	**11**	**17**	**20**	--	--	--	--	--
	NHL/KINGS Totals		**172**	**10**	**24**	**34**	**62**	**1**	**0**	**0**	**0**	**0**

CAREER HIGHLIGHTS

FIRST NHL GAME: Jan. 17, 2015 vs. Anaheim

FIRST NHL GOAL: March 26, 2015 at NY Islanders

FIRST NHL ASSIST: Jan. 21, 2015 at San Jose

MOST POINTS, GAME: 4, April 4, 2017 vs. Edmonton

MOST GOALS, GAME: 1, 10x's (Last: April 4, 2017 vs. Edmonton)

MOST ASSISTS, GAME: 3, April 4, 2017 vs. Edmonton

HIGHEST PLUS/MINUS: +2, 4x's (Last: Dec. 1, 2016 at Arizona)

HIGHEST TIME ON ICE: 16:17, Feb. 28, 2017 at Calgary

MOST SHOTS: 5, Jan. 14, 2017 vs. Winnipeg

LONGEST POINT STREAK: 2, 3x's (Last: Dec. 1 to Dec. 4, 2016: 1-1=2)

LONGEST GOAL STREAK: None

LONGEST ASSIST STREAK: 2, 2x's (Last: Dec. 6 to Dec. 8, 2015: 2a)

CAREER POWER-PLAY GOALS: None

CAREER SHORT-HANDED GOALS: 1, Jan. 9, 2017 vs. Dallas

CAREER GAME-WINNING GOALS: 2, Last: Dec. 22, 2016 at Nashville

CAREER PENALTY SHOTS: None

CAREER OVERTIME GOALS: None

CAREER SHOOTOUT GOALS/ATTEMPTS: None

CAREER PLUS-MINUS: -12

TYLER TOFFOLI

Right Wing

73

In 2015-16 he scored a career-high **31 GOALS**

Plus-90 career rating ranks third on the Kings all-time list

Was a member of the club's **Stanley Cup Championship** in 2014

TYLER TOFFOLI

Shoots: Right
Height: 6-0
Weight: 197

Age: 25 (Turns 26 on April 24, 2018)

Birthplace: Scarborough, Ontario (April 24, 1992)

Acquired by Kings: Selected by the Kings in the second round (47th overall) in the 2010 NHL Entry Draft.

THE PLAYERS

LAST SEASON:

2016-17: Won the Daryl Evans Youth Hockey Service Award as selected by the Kings Hockey Development staff…Tallied his seventh multi-point game (fourth most on the team; 0-2=2), March 23 vs. WPG…Registered a three-game point-streak (2-2=4), March 11-14…Tallied his third multi-goal game of the season (2-0=2), March 14 vs. ARI…Missed 19 games due to a lower-body injury, Dec. 22-Feb. 1…Recorded a three-game point-streak, Dec. 13-16…Tallied his first career regular-season overtime goal (marked his first game-winning goal of the season), Dec. 16 at PIT…Recorded a three-game assist-streak (1-3=4), Nov. 17-20…Played a career-high 22:47 TOI, Oct. 20 vs. DAL.

LAST AMATEUR CLUB: Ottawa, OHL.

INTERNATIONAL PLAY: Played for Team Canada at the following tournaments: World Championships (2015, 10 GP, 2-3=5, plus-9, gold medal)…Ivan Hlinka Tournament, (2009, 4 GP, 3-5=8, gold medal).

CAREER STATISTICS

			REGULAR SEASON					PLAYOFFS				
SEASON	TEAM	LEAGUE	GP	G	A	PTS	PIM	GP	G	A	PTS	PIM
2010-11	*Manchester Monarchs*	*AHL*	*1*	*1*	*0*	*1*	*0*	*5*	*1*	*0*	*1*	*6*
2012-13	*Manchester Monarchs*	*AHL*	*58*	*28*	*23*	*51*	*18*	*0*	*0*	*0*	*0*	*0*
2012-13	**Los Angeles Kings**	**NHL**	**10**	**2**	**3**	**5**	**2**	**12**	**2**	**4**	**6**	**0**
2013-14	*Manchester Monarchs*	*AHL*	*18*	*15*	*8*	*23*	*4*	--	--	--	--	--
2013-14	**Los Angeles Kings**	**NHL**	**62**	**12**	**17**	**29**	**10**	**26**	**7**	**7**	**14**	**10**
2014-15	**Los Angeles Kings**	**NHL**	**76**	**23**	**26**	**49**	**37**	--	--	--	--	--
2015-16	**Los Angeles Kings**	**NHL**	**82**	**31**	**27**	**58**	**20**	**5**	**0**	**1**	**1**	**2**
2016-17	**Los Angeles Kings**	**NHL**	**63**	**16**	**18**	**34**	**22**	--	--	--	--	--
	NHL/KINGS Totals		**293**	**84**	**91**	**175**	**91**	**43**	**9**	**12**	**21**	**12**

CAREER HIGHLIGHTS

FIRST NHL GAME: March 16, 2013 vs. San Jose

FIRST NHL GOAL: March 18, 2013 vs. Phoenix

FIRST NHL ASSIST: March 18, 2013 vs. Phoenix

MOST POINTS, GAME: 4, 3x's (Last: March 26, 2016 vs. Edmonton)

MOST GOALS, GAME: 3, 2x's (Last: Dec. 28, 2015 at Vancouver)

MOST ASSISTS, GAME: 3, Oct. 26, 2014 vs. Columbus

HIGHEST PLUS/MINUS: +4, March 26, 2016 vs. Edmonton

HIGHEST TIME ON ICE: 22:47, Oct. 20, 2016 at Dallas

MOST SHOTS: 8, Feb. 18, 2016 at St. Louis

LONGEST POINT STREAK: 6, Nov. 7 to Nov. 20, 2015: 1-6=7

LONGEST GOAL STREAK: 4, Oct. 16 to Oct. 23, 2015: 5g

LONGEST ASSIST STREAK: 4, 2x's Last: Nov. 12 to Nov. 20, 2015: 4a

CAREER POWER-PLAY GOALS: 18, Last: April 8, 2017 vs. Chicago

CAREER SHORT-HANDED GOALS: 6, Last: Oct. 9, 2015 vs. Arizona

CAREER GAME-WINNING GOALS: 14, Last: Feb. 25, 2017 vs. Anaheim

CAREER PENALTY SHOTS: 0/1, Jan. 16, 2016 vs. Ottawa (vs. Anderson) – Missed

CAREER OVERTIME GOALS: 1, Dec. 16, 2016 at Pittsburgh

CAREER SHOOTOUT GOALS/ATTEMPTS: 0/9 (0.0 percent)

CAREER PLUS-MINUS: +90

MICHAEL AMADIO

Position: Center **Shoots:** Right

Height: 6-1 **Weight:** 204

Age: 21 (Turns 22 on May 13, 2018)

Birthplace: Sault Ste. Marie, Ontario (May 13, 1996)

ACQUIRED BY KINGS:
Selected by the Kings in the third round (90th overall) in the 2014 NHL Draft.

2016-17: Played in his first full professional season with Ontario (AHL)…Appeared in 68 games, posting 41 points (16-25=41), a plus-5 rating and four penalty minutes…Among team-leaders he ranked third in points, tied for third in goals and fourth in assists…Posted 11 multi-point games during the season, including a career-high three assist game (0-3=3), Feb. 26 vs. Rockford…He also played in all five postseason games with the Reign, posting two points (2-0=2), tied for the most on the team.

CAREER STATISTICS

			REGULAR SEASON					PLAYOFFS				
SEASON	TEAM	LEAGUE	GP	G	A	PTS	PIM	GP	G	A	PTS	PIM
2012-13	Brampton Battalion	OHL	63	6	13	19	8	5	0	0	0	0
2013-14	North Bay Battalion	OHL	64	12	26	38	14	22	4	5	9	2
2014-15	North Bay Battalion	OHL	68	24	47	71	18	15	6	9	15	4
2015-16	North Bay Battalion	OHL	68	50	48	98	40	11	12	6	18	10
2015-16	Ontario Reign	AHL	--	--	--	--	--	11	1	4	5	0
2016-17	Ontario Reign	AHL	68	16	25	41	4	5	2	0	2	0

JONNY BRODZINSKI

Position: Right Wing **Shoots:** Right

Height: 6-1 **Weight:** 217

Age: 24 (Turns 25 on June 19, 2018)

Birthplace: Ham Lake, Minn. (June 19, 1993)

ACQUIRED BY KINGS:
Selected by the Kings in the fifth round (148th overall) in the 2013 NHL Draft.

2016-17: Registered a game-high five shots, April 6 vs. CGY…Logged his first two career NHL points (0-2=2), April 4 vs. EDM…Appeared in his first game as a King, March 25 vs. NYR…Recalled from Ontario, March 22…Appeared in 59 games with Ontario (AHL), posting 49 points (27-22=49), a plus-3 rating and 12 penalty minutes…He led the team in goals, ranked second in points and tied for fifth in assists…In five postseason games with the Reign, he recorded four points (2-2=4), a plus-1 rating and two penalty minutes…He ranked tied for first in goals, second in points and tied for third in assists.

CAREER STATISTICS

			REGULAR SEASON					PLAYOFFS				
SEASON	TEAM	LEAGUE	GP	G	A	PTS	PIM	GP	G	A	PTS	PIM
2015-16	Ontario Reign	AHL	65	15	13	28	16	4	2	1	3	2
2016-17	Ontario Reign	AHL	59	27	22	49	12	5	2	2	4	2
2016-17	**Los Angeles Kings**	**NHL**	**6**	**0**	**2**	**2**	**2**	--	--	--	--	--
	NHL/KINGS Totals		**6**	**0**	**2**	**2**	**2**	--	--	--	--	--

JUSTIN AUGER

Position: Right Wing **Shoots:** Right

Height: 6-6 **Weight:** 232

Age: 23 (Turns 24 on May 14, 2018)

Birthplace: Kitchener, Ontario (May 14, 1994)

ACQUIRED BY KINGS:
Selected by the Kings in the fourth round (103rd overall) in the 2013 NHL Draft.

2016-17: Played in his third AHL season (all with the Kings Organization), posting 20 points (11-9=20) and 58 penalty minutes in 61 regular-season games for Ontario…He ranked fifth on the team in penalty minutes and eighth on the team in goals…Appeared in all five postseason games with the Reign, posting three points (2-1=3), a plus-2 rating and six penalty minutes…Ranked tied for first on the team in goals and tied for third on the team in points.

CAREER STATISTICS

			REGULAR SEASON					PLAYOFFS				
SEASON	TEAM	LEAGUE	GP	G	A	PTS	PIM	GP	G	A	PTS	PIM
2011-12	Guelph Storm	OHL	58	7	7	14	39	6	0	0	0	0
2012-13	Guelph Storm	OHL	68	16	17	33	39	5	0	0	0	0
2013-14	Guelph Storm	OHL	53	11	12	23	61	20	2	5	7	15
2014-15	Manchester Monarchs	AHL	70	13	16	29	59	19	1	1	2	8
2015-16	Ontario Reign	AHL	68	19	17	36	57	13	3	2	5	6
2016-17	Ontario Reign	AHL	61	11	9	20	58	5	2	1	3	6

JACK CAMPBELL

Position: Goal **Catches:** Left

Height: 6-2 **Weight:** 201

Age: 25 (Turns 26 on Jan. 9, 2018)

Birthplace: Port Huron, Mich. (Jan. 9, 1992)

ACQUIRED BY KINGS:
From DAL for Nick Ebert on June 25, 2016.

2016-17: Played in his first season with the Ontario Reign (AHL), setting career-highs in all major categories…Posted a record of 31-15-6 with a .914 SV%, 2.52 GAA and five shutouts…Earned an NHL call-up and appeared in one game for the Kings, stopping all five shots he faced in 20 minutes of play…Among AHL goaltenders he ranked first in wins, second in minutes played (3,072), tied for second in shutouts and fourth in saves…Played in all five postseason games for the Reign, posting a 2-2 record, .934 SV% and 1.70 GAA.

TRANSACTIONS: Selected by DAL in the first round (11th overall) in the 2010 NHL Entry Draft.

INTERNATIONAL PLAY: Played for Team USA at the following tournaments: World Championships (2015, 2 GP, 1-1-0, .825 SV%, 3.50 GAA, bronze medal)…World Junior Championships (2012, 5 GP, 3-2-0, .907 SV%, 2.62 GAA), (2011, 6 GP, 5-1-0, .941 SV%, 1.70 GAA, bronze medal, tournament all-star team, best goalkeeper in the tournament award), (2010, 3 GP, 2-1-0, .923 SV%, 2.54 GAA, 1 SO, gold medal)…World U18 Championships (2010, 6 GP, 5-1-0, .965 SV%, 0.83 GAA, 2 SO, gold medal, best goalkeeper in the tournament award), (2009, 5 GP, 6-1-0, .967 SV%, 0.75 GAA, 2 SO, gold medal, best goalkeeper in the tournament award).

CAREER STATISTICS

			REGULAR SEASON									
SEASON	TEAM	LEAGUE	GP	MIN	GA	SO	GAA	W	L	OTL	SVS	PCT
2010-11	Windsor Spitfires	OHL	45	2,447	155	0	3.80	24	14	4	1,185	.884
2011-12	Windsor Spitfires	OHL	12	729	38	1	3.13	6	3	2	368	.906
2011-12	SSM Greyhounds	OHL	34	1,945	116	1	3.58	15	12	5	956	.892
2011-12	Texas Stars	AHL	12	677	34	1	3.02	4	7	0	353	.912
2012-13	Texas Stars	AHL	40	2,108	93	2	2.65	19	13	3	883	.905
2013-14	Texas Stars	AHL	16	966	24	4	1.49	12	2	2	391	.942
2013-14	Dallas Stars	NHL	1	60	6	0	6.00	0	1	0	41	.872
2014-15	Texas Stars	AHL	35	1,958	99	2	3.03	14	14	5	964	.907
2014-15	Idaho Steelheads	ECHL	7	417	12	1	1.73	5	2	0	208	.945
2015-16	Texas Stars	AHL	19	1,035	63	0	3.65	7	7	5	481	.884
2015-16	Idaho Steelheads	ECHL	20	1,211	34	4	1.68	14	5	1	572	.944
2016-17	Ontario Reign	AHL	52	3,072	129	5	2.52	31	15	6	1,365	.914
2016-17	**Los Angeles Kings**	**NHL**	**1**	**20**	**0**	**0**	**0.00**	**0**	**0**	**0**	**5**	**1.000**
	NHL Totals		**2**	**80**	**6**	**0**	**4.50**	**0**	**1**	**0**	**46**	**.885**
	KINGS Totals		**1**	**20**	**0**	**0**	**0.00**	**0**	**0**	**0**	**5**	**1.000**

			PLAYOFFS								
SEASON	TEAM	LEAGUE	GP	MIN	GA	SO	GAA	W	L	SVS	PCT
2010-11	Windsor Spitfires	OHL	18	1,124	70	2	3.74	9	6	551	.887
2013-14	Texas Stars	AHL	4	237	10	0	2.54	2	1	110	.917
2014-15	Texas Stars	AHL	1	59	3	0	3.03	0	1	24	.889
2015-16	Texas Stars	AHL	3	148	11	0	4.45	1	2	81	.880
2016-17	Ontario Reign	AHL	5	282	8	0	1.70	2	2	113	.934

KALE CLAGUE

Position: Defense **Shoots:** Left

Height: 5-11 **Weight:** 178

Age: 19 (Turns 20 on June 5, 2018)

Birthplace: Regina, Saskatchewan (June 5, 1998)

ACQUIRED BY KINGS:
Selected by the Kings in the second round (51st overall) in the 2016 NHL Draft.

2016-17: Posted 40 points (5-35=40) and 41 penalty minutes in 48 games in his third full season with Brandon (WHL)…Missed a large part of the season due to injury, but served as the assistant captain of the team…Registered four points (1-3=4) and six penalty minutes in four postseason games.

INTERNATIONAL PLAY: Played for Team Canada at the following tournaments: World Junior Championships (2017, 7 GP, 0-6=6, +6 rating, silver medal).

CAREER STATISTICS

			REGULAR SEASON					PLAYOFFS				
SEASON	TEAM	LEAGUE	GP	G	A	PTS	PIM	GP	G	A	PTS	PIM
2013-14	Brandon Wheat Kings	WHL	2	0	0	0	0	3	0	0	0	2
2014-15	Brandon Wheat Kings	WHL	20	4	9	13	6	12	1	2	3	4
2015-16	Brandon Wheat Kings	WHL	71	6	37	43	54	21	6	8	14	8
2016-17	Brandon Wheat Kings	WHL	48	5	35	40	41	4	1	3	4	6

ANDREW CRESCENZI



Position: Center **Shoots:** Left

Height: 6-5 **Weight:** 207

Age: 25 (Turns 26 on July 29, 2018)

Birthplace: Thornhill, Ontario (July 29, 1992)

ACQUIRED BY KINGS:
From TOR for Brandon Kozun on Jan. 22, 2014.

2016-17: Appeared in 56 games during his second season with the Ontario Reign (AHL; fourth season in the Kings organization), posting 15 points (7-8=15) and 57 penalty minutes.

CAREER STATISTICS

			REGULAR SEASON					PLAYOFFS				
SEASON	TEAM	LEAGUE	GP	G	A	PTS	PIM	GP	G	A	PTS	PIM
2008-09	Villanova Knights	OJHL	45	6	17	23	40	--	--	--	--	--
2009-10	Kitchener Rangers	OHL	68	8	4	12	42	20	1	2	3	11
2010-11	Kitchener Rangers	OHL	55	12	11	23	74	7	1	1	2	6
2010-11	Toronto Marlies	AHL	2	0	1	1	0	--	--	--	--	--
2011-12	Kitchener Rangers	OHL	52	24	23	47	74	15	4	7	11	20
2012-13	San Francisco Bulls	ECHL	23	3	11	14	28	--	--	--	--	--
2012-13	Toronto Marlies	AHL	15	1	1	2	17	--	--	--	--	--
2013-14	Toronto Marlies	AHL	32	1	1	2	33	--	--	--	--	--
2013-14	Manchester Monarchs	AHL	14	1	1	2	8	--	--	--	--	--
2014-15	Manchester Monarchs	AHL	54	7	8	15	60	18	0	3	3	19
2015-16	Ontario Reign	AHL	67	5	16	21	56	12	1	2	3	2
2016-17	Ontario Reign	AHL	56	7	8	15	57	--	--	--	--	--

STEPAN FALKOVSKY



Position: Defense **Shoots:** Left

Height: 6-7 **Weight:** 232

Age: 20 (Turns 21 on Dec. 18, 2017)

Birthplace: Minsk, Belarus (Dec. 18, 1996)

ACQUIRED BY KINGS:
Signed by the Kings as an unrestricted free agent on July 1, 2017.

2016-17: Played his first professional season with the Adirondack Thunder (ECHL), posting 32 points (21-11=32) and 37 penalty minutes…Among league rookie defensemen he ranked first in goals (most in the league among defensemen), first in power-play goals (14; tied for second among all skaters) and eighth in points…In four postseason games he tallied two points (0-2=2).

TRANSACTIONS: Selected by CGY in the seventh round (186th overall) in the 2016 NHL Entry Draft.

INTERNATIONAL PLAY: Played for Team Belarus in the following tournaments: World Junior Championships (2016, 6 GP, 1-1=2), (2015 Division 1, 5 GP, 0-0=0); World U18 Championships (2014 Division 1, 5 GP, 2-3=5).

CAREER STATISTICS

			REGULAR SEASON					PLAYOFFS				
SEASON	TEAM	LEAGUE	GP	G	A	PTS	PIM	GP	G	A	PTS	PIM
2015-16	Ottawa 67's	OHL	58	9	23	32	35	5	1	2	3	4
2016-17	Adirondack Thunder	ECHL	54	21	11	32	37	4	0	2	2	0

OSCAR FANTENBERG

Position: Defense **Shoots:** Left

Height: 6-0 **Weight:** 210

Age: 25 (Turns 26 on Oct. 7, 2017)

Birthplace: Ljungby, Sweden (Oct. 7, 1991)

ACQUIRED BY KINGS:
Signed by the Kings as an unrestricted free agent on May 3, 2017.

2016-17: Appeared in his first season with HK Sochi (KHL), his first season outside of Sweden…Posted 23 points (3-20=23) and 22 penalty mintues in 44 games…Named to the KHL all-star game, but did not participate in the game.

INTERNATIONAL PLAY: Played for Team Sweden at the following tournaments: World Championships (2016, 8 GP, 0-1=1).

CAREER STATISTICS

			REGULAR SEASON					PLAYOFFS				
SEASON	TEAM	LEAGUE	GP	G	A	PTS	PIM	GP	G	A	PTS	PIM
2009-10	HV71	SHL	3	0	1	1	0	--	--	--	--	--
2010-11	HV71	SHL	8	0	0	0	0	2	0	0	0	0
2011-12	HV71	SHL	37	3	4	7	6	--	--	--	--	--
2012-13	HV71	SHL	28	3	11	14	12	--	--	--	--	--
2013-14	HV71	SHL	47	2	11	13	14	8	0	2	2	22
2014-15	Frolunda HC	SHL	50	2	7	9	38	13	0	5	5	0
2015-16	Frolunda HC	SHL	43	4	13	17	14	16	2	8	10	6
2016-17	HK Sochi	KHL	44	3	20	23	22	--	--	--	--	--

ALEX IAFALLO

Position: Center **Shoots:** Left

Height: 6-0 **Weight:** 185

Age: 23 (Turns 24 on Dec. 21, 2017)

Birthplace: Eden, N.Y. (Dec. 21, 1993)

ACQUIRED BY KINGS:
Signed by the Kings as an unrestricted free agent on April 18, 2017.

2016-17: Appeared in his senior season with the University of Minnesota-Duluth (NCAA), posting 51 points (21-30=51), a plus-22 rating and 22 penalty minutes…Posted career-highs in all major categories…Led the Bulldogs in goals, assists, points and game-winning goals (6)…Brought his team all the way to the National Finals, before falling to the top-seeded Denver Pioneers.

CAREER STATISTICS

			REGULAR SEASON					PLAYOFFS				
SEASON	TEAM	LEAGUE	GP	G	A	PTS	PIM	GP	G	A	PTS	PIM
2011-12	Fargo Force	USHL	58	17	15	32	8	6	2	2	4	2
2012-13	Fargo Force	USHL	50	20	23	43	15	13	6	10	16	4
2013-14	U. of Minnesota-Duluth	NCAA	36	11	11	22	10	--	--	--	--	--
2014-15	U. of Minnesota-Duluth	NCAA	34	8	17	25	12	--	--	--	--	--
2015-16	U. of Minnesota-Duluth	NCAA	40	8	15	23	8	--	--	--	--	--
2016-17	U. of Minnesota-Duluth	NCAA	42	21	30	51	22	--	--	--	--	--

BOKO IMAMA



Position: Left Wing **Shoots:** Left

Height: 6-1 **Weight:** 219

Age: 21 (Turns 22 on August 3, 2018)

Birthplace: Montreal, Quebec (August 3, 1996)

ACQUIRED BY KINGS:
From TBL for a seventh round selection in the 2018 NHL Draft on May 31, 2017.

2016-17: Served as assistant captain for the second season with Saint John (QMJHL), posting career-highs in goals, assists, points, games played and penalty minutes…Recorded 55 points (41-14=55), a plus-11 rating and 105 penalty minutes in 66 games…Ranked tied for seventh in the league in goals (led the team)…Posted 15 points (8-7=15), a plus-17 rating and 22 penalty minutes in 18 postseason games, helping the Sea Dogs roll through the QMJHL playoffs and win the championship with a 16-2 record…Ranked tied for ninth in the league in goals and tied for fifth in plus/minus during the postseason…Earned a berth in the Memorial Cup tournament, before falling to the OHL Champion Erie Otters.

TRANSACTIONS: Selected by TBL in the sixth round (180th overall) in the 2015 NHL Entry Draft.

CAREER STATISTICS

			REGULAR SEASON					PLAYOFFS				
SEASON	TEAM	LEAGUE	GP	G	A	PTS	PIM	GP	G	A	PTS	PIM
2012-13	Baie-Comeau Drakkar	QMJHL	44	3	3	6	34	5	0	0	0	9
2013-14	Baie-Comeau Drakkar	QMJHL	59	7	8	15	101	13	0	4	4	14
2014-15	Baie-Comeau Drakkar	QMJHL	36	10	9	19	89	--	--	--	--	--
2014-15	Saint John Sea Dogs	QMJHL	23	3	6	9	48	5	0	1	1	6
2015-16	Saint John Sea Dogs	QMJHL	48	7	12	19	86	10	1	3	4	15
2016-17	Saint John Sea Dogs	QMJHL	66	41	14	55	105	18	8	7	15	22

ADRIAN KEMPE



Position: Center/Left Wing **Shoots:** Left

Height: 6-2 **Weight:** 195

Age: 21 (Turns 22 on Sep. 13, 2018)

Birthplace: Kramfors, Sweden (Sep. 13, 1996)

ACQUIRED BY KINGS:
Selected by the Kings in the first round (29th overall) in the 2014 NHL Draft.

2016-17: Scored his second career goal, March 16 vs. BUF…Scored his first career NHL goal (GWG), March 11 vs. WSH…Recorded his first multi-point game of his career (0-2=2), March 4 vs. VAN…Recorded his first career two-game point and assist streak (0-2=2), Feb. 21-23…Logged his first NHL point (0-1=1), Feb. 21 at COL…Recalled from Ontario, Feb. 15…Appeared in 46 games with Ontario (AHL), posting 20 points (12-8=20) and 44 penalty minutes…Played in five postseason games with the Reign, posting two points (0-2=2), a plus-1 rating and two penalty minutes…He ranked tied for third in assists.

INTERNATIONAL PLAY: Played for Team Sweden at the following tournaments: World Junior Championships (2016, 7 GP, 3-5=8) (2015, 6 GP, 4-4=8)…World U18 Championships (2014, 7 GP, 1-6=7)…Ivan Hlinka Memorial Cup (2013, 4 GP, 2-1=3).

CAREER STATISTICS

			REGULAR SEASON					PLAYOFFS				
SEASON	TEAM	LEAGUE	GP	G	A	PTS	PIM	GP	G	A	PTS	PIM
2014-15	*Manchester Monarchs*	*AHL*	*3*	*0*	*0*	*0*	*2*	*17*	*8*	*1*	*9*	*2*
2015-16	*Ontario Reign*	*AHL*	*55*	*11*	*17*	*28*	*27*	*13*	*4*	*1*	*5*	*2*
2016-17	*Ontario Reign*	*AHL*	*46*	*12*	*8*	*20*	*44*	*5*	*0*	*2*	*2*	*2*
2016-17	**Los Angeles Kings**	**NHL**	**25**	**2**	**4**	**6**	**6**	--	--	--	--	--
	NHL/KINGS Totals		**25**	**2**	**4**	**6**	**6**	--	--	--	--	--

ZACHARY LESLIE



Position: Defense **Shoots:** Left

Height: 6-1 **Weight:** 177

Age: 23 (Turns 24 on Jan. 31, 2018)

Birthplace: Ottawa, Ontario (Jan. 31, 1994)

ACQUIRED BY KINGS:
Selected by the Kings in the sixth round (178th overall) in the 2013 NHL Draft.

2016-17: Played in his second season with the Ontario Reign (AHL), posting 23 points (5-18=23) and 29 penalty minutes in 65 games…Set new career-highs in goals, assists and points…Appeared in five postseason games, going scoreless with six penalty minutes.

CAREER STATISTICS

			REGULAR SEASON					PLAYOFFS				
SEASON	TEAM	LEAGUE	GP	G	A	PTS	PIM	GP	G	A	PTS	PIM
2011-12	*Guelph Storm*	*OHL*	*65*	*2*	*15*	*17*	*54*	*5*	*0*	*0*	*0*	*4*
2012-13	*Guelph Storm*	*OHL*	*68*	*12*	*28*	*40*	*58*	*5*	*0*	*1*	*1*	*4*
2013-14	*Guelph Storm*	*OHL*	*60*	*14*	*36*	*50*	*39*	*20*	*1*	*9*	*10*	*22*
2014-15	*Guleph Storm*	*OHL*	*57*	*11*	*37*	*48*	*57*	--	--	--	--	--
2015-16	*Ontario Reign*	*AHL*	*30*	*0*	*5*	*5*	*13*	*3*	*0*	*1*	*1*	*2*
2015-16	*Manchester Monarchs*	*ECHL*	*5*	*1*	*0*	*1*	*2*	--	--	--	--	--
2016-17	*Ontario Reign*	*AHL*	*65*	*5*	*18*	*23*	*29*	*5*	*0*	*0*	*0*	*6*

PAUL LaDUE

Position: Defense **Shoots:** Right

Height: 6-2 **Weight:** 198

Age: 25 (Turns 26 on Sept. 6, 2018)

Birthplace: Grand Forks, N.D. (Sept. 6, 1992)

ACQUIRED BY KINGS:
Selected by the Kings in the sixth round (181st overall) in the 2012 NHL Draft.

2016-17: Recorded a career-high three-game point streak (0-3=3), March 31-April 4…Recorded a point (0-1=1), March 19 at CGY…Logged his first career two-game point streak (0-2=2), March 4-9…Missed four games due to injury, Feb. 21-27…Tallied his second career point (0-1=1), Feb. 18 vs. FLA…Recorded his first NHL point (0-1=1), Feb. 9 at FLA…Appeared in his first career NHL game, Feb. 27 at TBL…Recalled from Ontario, Feb. 1…Started the season with Ontario (AHL), posting 18 points (6-12=18) and 28 penalty minutes in 38 games…Scored one goal in three postseason games with the Reign.

CAREER STATISTICS

			REGULAR SEASON					PLAYOFFS				
SEASON	TEAM	LEAGUE	GP	G	A	PTS	PIM	GP	G	A	PTS	PIM
2015-16	*Ontario Reign*	*AHL*	--	--	--	--	--	*3*	*0*	*0*	*0*	*2*
2016-17	*Ontario Reign*	*AHL*	*38*	*6*	*12*	*18*	*28*	*3*	*1*	*0*	*1*	*2*
2016-17	**Los Angeles Kings**	**NHL**	**22**	**0**	**8**	**8**	**4**	--	--	--	--	--
	NHL/KINGS Totals		**22**	**0**	**8**	**8**	**4**	--	--	--	--	--

ALEX LINTUNIEMI

Position: Defense **Shoots:** Left

Height: 6-3 **Weight:** 217

Age: 22 (Turns 23 on Sept. 23, 2018)

Birthplace: Helsinki, Finland (Sept. 23, 1995)

ACQUIRED BY KINGS:
Selected by the Kings in the second round (60th overall) in the 2014 NHL Draft.

2016-17: Appeared in 41 games with Ontario (AHL), posting 10 points (2-8=10) and six penalty minutes…Played all five postseason games with the Reign, going scoreless with a plus-1 rating.

INTERNATIONAL PLAY: Played for Team Finland in the following tournaments: World Junior Championships (5 GP, 0-0=0)…World U18 Championships (2013, 7 GP, 0-2=2, bronze medal).

CAREER STATISTICS

			REGULAR SEASON					PLAYOFFS				
SEASON	TEAM	LEAGUE	GP	G	A	PTS	PIM	GP	G	A	PTS	PIM
2012-13	*Jokerit U20*	*Jr. A SM-Liiga*	*38*	*4*	*10*	*14*	*76*	--	--	--	--	--
2013-14	*Ottawa 67's*	*OHL*	*68*	*4*	*17*	*21*	*26*	--	--	--	--	--
2014-15	*Ottawa 67's*	*OHL*	*58*	*7*	*29*	*36*	*22*	*6*	*1*	*2*	*3*	*2*
2014-15	*Manchester Monarchs*	*AHL*	*4*	*0*	*1*	*1*	*0*	--	--	--	--	--
2015-16	*Manchester Monarchs*	*ECHL*	*38*	*1*	*17*	*18*	*8*	*5*	*0*	*0*	*0*	*0*
2016-17	*Ontario Reign*	*AHL*	*41*	*2*	*8*	*10*	*6*	*5*	*0*	*0*	*0*	*0*

MATT LUFF

Position: Right Wing **Shoots:** Right

Height: 6-2 **Weight:** 196

Age: 20 (Turns 21 on May 5, 2018)

Birthplace: Oakville, Ontario (May 5, 1997)

ACQUIRED BY KINGS:
Signed as an unrestricted free agent on Sept. 22, 2016.

2016-17: Played in his second season with Hamilton (OHL)…Posted 49 points (25-24=49), a plus-14 rating and 33 penalty minutes in 45 games, serving as the assistant captain…In seven postseason games with the Bulldogs, posted nine points (4-5=9) and four penalty minutes…Made his professional debut with Ontario (AHL), posting one point (0-1=1), in two games with the Reign.

CAREER STATISTICS

			REGULAR SEASON					PLAYOFFS				
SEASON	TEAM	LEAGUE	GP	G	A	PTS	PIM	GP	G	A	PTS	PIM
2013-14	Oakville Blades	OJHL	10	3	3	6	6	--	--	--	--	--
2014-15	Belleville Bulls	OHL	64	9	22	31	20	4	1	1	2	4
2015-16	Hamilton Bulldogs	OHL	61	27	30	57	43	--	--	--	--	--
2016-17	Hamilton Bulldogs	OHL	45	25	24	49	33	7	4	5	9	4
2016-17	Ontario Reign	AHL	2	0	1	1	0	--	--	--	--	--

KURTIS MacDERMID

Position: Defense **Shoots:** Left

Height: 6-5 **Weight:** 233

Age: 23 (Turns 24 on March 25, 2018)

Birthplace: Sauble Beach, Ontario (March 25, 1994)

ACQUIRED BY KINGS:
Signed by the Kings as an unrestricted free agent on Sept. 12, 2012.

2016-17: Played in his second AHL season with Ontario, setting career-highs in goals, assists, points and penalty minutes…Posted 20 points (6-14=20), a plus-11 rating and 135 penalty minutes (most on the team and tied for ninth in the league)…In five postseason games he went scoreless with a plus-4 rating and four penalty minutes.

CAREER STATISTICS

			REGULAR SEASON					PLAYOFFS				
SEASON	TEAM	LEAGUE	GP	G	A	PTS	PIM	GP	G	A	PTS	PIM
2011-12	Owen Sound Attack	OHL	9	0	2	2	7	--	--	--	--	--
2012-13	Owen Sound Attack	OHL	65	1	7	8	110	12	0	3	3	11
2013-14	Owen Sound Attack	OHL	38	5	12	17	90	--	--	--	--	--
2013-14	Erie Otters	OHL	28	2	1	3	75	12	0	3	3	29
2014-15	Erie Otters	OHL	61	8	32	40	129	12	0	5	5	23
2015-16	Ontario Reign	AHL	56	4	12	16	121	13	2	1	3	12
2016-17	Ontario Reign	AHL	58	6	14	20	135	5	0	0	0	4

MICHAEL MERSCH

Position: Left Wing **Shoots:** Left

Height: 6-2 **Weight:** 211

Age: 25 (Turns 26 on Oct. 2, 2018)

Birthplace: Park Ridge, Ill. (Oct. 2, 1992)

ACQUIRED BY KINGS:
Selected by the Kings in the fourth round (110th overall) in the 2011 NHL Entry Draft.

2016-17: Played his third full season in the Kings organization, serving as the assistant captain of the Ontario Reign (AHL) for the first time…Posted 33 points (16-17=33) and 46 penalty minutes in 48 games…Missed a portion of the season due to injury…Appeared in all five postseason games with the Reign, recording three points (0-3=3), tied for the team-lead in assists and tied for third in points.

INTERNATIONAL PLAY: Played for Team USA at the following tournament: 2008 U17 Five Nations Tournament.

CAREER STATISTICS

			REGULAR SEASON					PLAYOFFS				
SEASON	TEAM	LEAGUE	GP	G	A	PTS	PIM	GP	G	A	PTS	PIM
2008-09	U.S. National Under-18 Team	NAHL	42	15	13	28	50	--	--	--	--	--
2009-10	U.S. National Development Team	USHL	26	4	4	8	22	--	--	--	--	--
2010-11	U. of Wisconsin	NCAA	41	8	11	19	32	--	--	--	--	--
2011-12	U. of Wisconsin	NCAA	37	14	16	30	37	--	--	--	--	--
2012-13	U. of Wisconsin	NCAA	42	23	13	36	22	--	--	--	--	--
2013-14	U. of Wisconsin	NCAA	37	22	13	35	18	--	--	--	--	--
2013-14	Manchester Monarchs	AHL	7	2	1	3	2	4	0	1	1	2
2014-15	Manchester Monarchs	AHL	76	22	23	45	25	18	13	9	22	8
2015-16	Ontario Reign	AHL	52	24	19	43	26	13	2	4	6	4
2015-16	**Los Angeles Kings**	**NHL**	**17**	**1**	**2**	**3**	**0**	**--**	**--**	**--**	**--**	**--**
2016-17	Ontario Reign	AHL	48	16	17	33	46	5	0	3	3	0
	NHL/KINGS Totals		**17**	**1**	**2**	**3**	**0**	**--**	**--**	**--**	**--**	**--**

JACOB MOVERARE

Position: Defense **Shoots:** Left

Height: 6-3 **Weight:** 208

Age: 19 (Turns 20 on Aug. 31, 2018)

Birthplace: Ostersund, Sweden (Aug. 31, 1998)

ACQUIRED BY KINGS:
Selected by the Kings in the fourth round (112th overall) in the 2016 NHL Draft.

2016-17: Appeared in his first season in North America with the Mississauga Steelheads (OHL), posting 32 points (2-30=32), a plus-21 rating and 20 penalty minutes…He tied for the team-lead among defensemen in assists (tied for fourth overall) and power-play assists (11, tied for second overall) and had the sixth best plus/minus on the team…Played in 20 postseason games with the Steelheads, posting seven points (2-5=7), a plus-15 rating and 10 penalty minutes, helping lead Mississauga to an Eastern Conference Championship, before falling to Erie in the OHL Final…Ranked second among league defensemen in plus/minus during the postseason (sixth overall).

INTERNATIONAL PLAY: Played for Team Sweden at the following tournaments: World U-18 Championships (2016, 7 GP, 1-4=5, silver medal)…Other (2015 World U17 Hockey Challenge, 6 GP, 0-3=3).

CAREER STATISTICS

			REGULAR SEASON					PLAYOFFS				
SEASON	TEAM	LEAGUE	GP	G	A	PTS	PIM	GP	G	A	PTS	PIM
2014-15	HV71 J20	SuperElit	42	1	9	10	6	6	0	0	0	2
2015-16	HV71 J20	SuperElit	41	5	16	21	22	3	0	1	1	4
2016-17	Mississauga Steelheads	OHL	63	2	30	32	20	20	2	5	7	10

CAL PETERSEN

Position: Goal **Catches:** Right

Height: 6-1 **Weight:** 185

Age: 22 (Turns 23 on Oct. 19, 2017)

Birthplace: Waterloo, Iowa (Oct. 19, 1994)

ACQUIRED BY KINGS:
Signed by the Kings as an unrestricted free agent on July 1, 2017.

2016-17: Was named captain of Notre Dame's team, becoming the first goalie to be named captain in Notre Dame history…Posted a 23-12-5 record with a .926 SV%, 2.22 GAA and six shutouts in 40 games with the Irish…named to the Hockey East First All-Star Team…He ranked first in the nation in minutes played (2,375), tied for first in shutouts, tied for fifth in wins and 11th in save percentage…Led the Fighting Irish to the Frozen Four, before falling to the eventual National Champion Denver Pioneers in the semi-finals...He ended his NCAA career starting 90 consecutive games.

TRANSACTIONS: Selected by BUF in the fifth round (129th overall) in the 2013 NHL Draft.

CAREER STATISTICS

REGULAR SEASON

SEASON	TEAM	LEAGUE	GP	MIN	GA	SO	GAA	W	L	OTL	SVS	PCT
2011-12	Waterloo Black Hawks	USHL	5	265	13	0	2.94	3	1	1	120	.902
2012-13	Waterloo Black Hawks	USHL	35	1,937	96	3	2.97	21	11	1	925	.906
2013-14	Waterloo Black Hawks	USHL	38	2,229	93	2	2.50	27	7	4	1,002	.915
2014-15	U. of Notre Dame	NCAA	33	1,892	79	4	2.51	13	16	3	892	.919
2015-16	U. of Notre Dame	NCAA	37	2,232	82	1	2.20	19	11	7	1,049	.927
2016-17	U. of Notre Dame	NCAA	40	2,375	88	6	2.22	23	12	5	1,101	.926

PLAYOFFS

SEASON	TEAM	LEAGUE	GP	MIN	GA	SO	GAA	W	L	SVS	PCT
2012-13	Waterloo Black Hawks	USHL	4	211	15	0	4.26	2	2	111	.881
2013-14	Waterloo Black Hawks	USHL	12	760	30	0	2.37	8	4	389	.928

CHAZ REDDEKOPP



Position: Defense **Shoots:** Left

Height: 6-3 **Weight:** 220

Age: 20 (Turns 21 on Jan. 1, 2018)

Birthplace: Abbotsford, British Columbia (Jan. 1, 1997)

ACQUIRED BY KINGS:
Selected by the Kings in the seventh round (187th overall) in the 2015 NHL Draft.

2016-17: Appeared in his fourth full season with Victoria (WHL), serving as the assistant captain for the second consecutive year…Posted 43 points (10-33=43), a plus-15 rating and 63 penalty minutes…Set career-highs in goals, assists and points...Recorded two points (0-2=2), a plus-1 rating and 14 penalty minutes in six postseason games…Saw his first professional action with Ontario (AHL)…Went scoreless with four penalty minutes in three games with the Reign.

CAREER STATISTICS

			REGULAR SEASON					PLAYOFFS				
SEASON	TEAM	LEAGUE	GP	G	A	PTS	PIM	GP	G	A	PTS	PIM
2012-13	Victoria Royals	WHL	1	0	0	0	0	--	--	--	--	--
2013-14	Victoria Royals	WHL	40	1	8	9	33	2	0	0	0	0
2014-15	Victoria Royals	WHL	72	5	16	21	53	10	0	2	2	12
2015-16	Victoria Royals	WHL	70	4	26	30	102	13	0	5	5	4
2016-17	Victoria Royals	WHL	51	10	33	43	63	6	0	2	2	14
2016-17	Ontario Reign	AHL	3	0	0	0	4	--	--	--	--	--

MATT ROY

Position: Defense **Shoots:** Right

Height: 6-0 **Weight:** 208

Age: 22 (Turns 23 on March 1, 2018)

Birthplace: Canton, Mich. (March 1, 1995)

ACQUIRED BY KINGS:
Selected by the Kings in the seventh round (194th overall) in the 2015 NHL Draft.

2016-17: Played his junior season at Michigan Tech (NCAA), posting a career-high 26 points (5-21=26), a plus-6 rating and 74 penalty minutes…Also posted a career-high in assists and led the Huskies in that category (ranked third in points)…Helped lead his team to a WCHA championship, and an NCAA tournament bid…The Huskies fell in the first round to the top-seed and eventual National Champion Denver Pioneers…Signed with the Kings on March 27…Appeared in eight games with Ontario (AHL), posting one point (0-1=1) and seven penalty minutes…In two postseason games with the Reign he went scoreless with two penalty minutes.

CAREER STATISTICS

			REGULAR SEASON					PLAYOFFS				
SEASON	TEAM	LEAGUE	GP	G	A	PTS	PIM	GP	G	A	PTS	PIM
2012-13	Indiana Ice	USHL	10	1	2	3	4	--	--	--	--	--
2013-14	Indiana Ice	USHL	24	4	5	9	21	12	2	4	6	4
2014-15	Michigan Tech	NCAA	36	0	9	9	22	--	--	--	--	--
2015-16	Michigan Tech	NCAA	37	7	13	20	37	--	--	--	--	--
2016-17	Michigan Tech	NCAA	42	5	21	26	74	--	--	--	--	--
2016-17	Ontario Reign	AHL	8	0	1	1	7	2	0	0	0	2

DAMIR SHARIPZIANOV



Position: Defense **Shoots:** Left

Height: 6-2 **Weight:** 207

Age: 21 (Turns 22 on Feb. 17, 2018)

Birthplace: Nizhnekamsk, Russia (Feb. 17, 1996)

ACQUIRED BY KINGS:
Signed by the Kings as an unrestricted free agent on Aug. 27, 2015.

2016-17: Started the season with Manchester (ECHL), posting four points (2-2=4), a plus-7 rating and six penalty minutes…Recalled to Ontario (AHL), and appeared in 38 games with the Reign, posting three points (0-3=3) and 57 penalty minutes.

INTERNATIONAL PLAY: Played for Team Russia at the following tournaments: World Junior Championships (2016, 7 GP, 0-0=0, silver medal)…World U18 Championships (2014, 5 GP, 0-0=0).

CAREER STATISTICS

			REGULAR SEASON					PLAYOFFS				
SEASON	TEAM	LEAGUE	GP	G	A	PTS	PIM	GP	G	A	PTS	PIM
2013-14	Owen Sound Attack	OHL	67	5	11	16	65	5	0	1	1	0
2014-15	Owen Sound Attack	OHL	66	9	25	34	59	5	1	2	3	6
2015-16	Owen Sound Attack	OHL	46	5	16	21	34	6	1	3	4	4
2015-16	Ontario Reign	AHL	1	0	0	0	0	--	--	--	--	--
2016-17	Manchester Monarchs	ECHL	10	2	2	4	6	--	--	--	--	--
2016-17	Ontario Reign	AHL	38	0	3	3	57	--	--	--	--	--

AUSTIN WAGNER

Position: Left Wing **Shoots:** Left

Height: 6-1 **Weight:** 185

Age: 20 (Turns 21 on June 23, 2018)

Birthplace: Calgary, Alberta (June 23, 1997)

ACQUIRED BY KINGS:
Selected by the Kings in the fourth round (99th overall) in the 2015 NHL Draft.

2016-17: Appeared in his fourth full season with Regina (WHL)…Posted a career-high in goals, assists, points and plus/minus…Registered 66 points (30-36=66), a plus-52 rating and 94 penalty minutes in 64 games…Helped Regina to the best record in the WHL during the regular season…Registered 21 points (16-5=21), a plus-15 rating and 29 penalty minutes in 22 postseason games…Led the league in goals and ranked third in plus/minus during the postseason…Won the Eastern Conference Championship, before falling to the Seattle Thunderbirds in the WHL Final.

CAREER STATISTICS

			REGULAR SEASON					PLAYOFFS				
SEASON	TEAM	LEAGUE	GP	G	A	PTS	PIM	GP	G	A	PTS	PIM
2012-13	Regina Pats	WHL	1	0	0	0	0	--	--	--	--	--
2013-14	Regina Pats	WHL	42	1	1	2	18	2	0	0	0	0
2014-15	Regina Pats	WHL	61	20	19	39	53	9	1	2	3	8
2015-16	Regina Pats	WHL	70	28	34	62	84	12	3	6	9	12
2016-17	Regina Pats	WHL	64	30	36	66	94	22	16	5	21	29

SPENCER WATSON

Position: Right Wing **Shoots:** Right

Height: 5-10 **Weight:** 175

Age: 21 (Turns 22 on April 25, 2018)

Birthplace: London, Ontario (April 25, 1996)

ACQUIRED BY KINGS:
Selected by the Kings in the seventh round (209th overall) in the 2014 NHL Draft.

2016-17: Appeared in his first season with the Mississauga Steelheads (WHL) after four seasons with Kingston…Posted 53 points (28-25=53), a plus-27 rating and 12 penalty minutes in 41 games…During the postseason, he recorded 25 points (15-10=25), a plus-16 rating and 14 penalty minutes in 20 games…Tied for the league-lead in goals and ranked seventh in points and tied for fourth in plus/minus, while helping lead Mississauga to an Eastern Conference Championship, before falling to Erie in the OHL Final.

INTERNATIONAL PLAY: Played for Team Canada at the following tournament: Ivan Hlinka Memorial Cup (2013, 5 GP, 4-6=10, gold medal).

CAREER STATISTICS

			REGULAR SEASON					PLAYOFFS				
SEASON	TEAM	LEAGUE	GP	G	A	PTS	PIM	GP	G	A	PTS	PIM
2012-13	Kingston Frontenacs	OHL	63	23	20	43	18	2	1	1	2	0
2013-14	Kingston Frontenacs	OHL	65	33	35	68	16	7	1	4	5	0
2014-15	Kingston Frontenacs	OHL	41	20	28	48	10	4	0	1	1	0
2015-16	Kingston Frontenacs	OHL	64	43	46	89	32	9	3	14	17	2
2016-17	Mississauga Steelheads	OHL	41	28	25	53	12	20	15	10	25	14

IN THE SYSTEM

JEFF ZATKOFF

Position: Goal **Catches:** Left

Height: 6-2 **Weight:** 184

Age: 30 (Turns 31 on June 9, 2018)

Birthplace: Detroit, Mich. (June 9, 1987)

ACQUIRED BY KINGS:
Signed by the Kings as an unrestricted free agent on July 1, 2016.

2016-17: Stopped 17-of-18 shots in his second win of the season Dec. 15 at DET…Stopped 25-of-26 shots in his first win of the season and as a King, Dec. 1 at ARI…Missed three games due to a lower-body injury, Nov.13-17…Missed eight games due to injury, Oct. 22-Nov.10…Made his first start as a King, Oct. 14 vs. PHI…Appeared in eight games with Ontario (AHL), posting a 2-3-2 record with a .900 SV% and a 3.01 GAA.

TRANSACTIONS: Selected by LAK in the third round (74th overall) in the 2006 NHL Entry Draft.

INTERNATIONAL PLAY: Played for Team USA at the following tournaments: World Junior Championships (2007, 2 GP, 0-2-0, .833 SV%, 3.46 GAA, bronze medal).

CAREER STATISTICS

REGULAR SEASON

SEASON	TEAM	LEAGUE	GP	MIN	GA	SO	GAA	W	L	OTL	SVS	PCT
2008-09	Ontario Reign	ECHL	37	2,164	107	1	2.97	17	15	3	1,149	.915
2008-09	Manchester Monarchs	AHL	3	182	7	0	2.31	1	2	0	612	.918
2009-10	Manchester Monarchs	AHL	22	1,170	58	2	2.92	10	9	0	612	.915
2010-11	Manchester Monarchs	AHL	45	2,508	112	3	2.68	20	17	5	1,142	.911
2011-12	Manchester Monarchs	AHL	44	2,432	101	3	2.49	21	17	1	1,161	.920
2012-13	Wilkes-Barre/Scranton Penguins	AHL	49	2,799	90	5	1.93	26	20	0	1,041	.920
2013-14	Pittsburgh Penguins	NHL	20	1,171	51	1	2.61	12	6	2	531	.912
2014-15	Wilkes-Barre/Scranton Penguins	AHL	37	2,155	88	3	2.45	18	14	4	885	.910
2014-15	Pittsburgh Penguins	NHL	1	37	1	0	1.62	0	1	0	16	.941
2015-16	Pittsburgh Penguins	NHL	14	733	34	0	2.79	4	7	1	374	.917
2016-17	**Los Angeles Kings**	**NHL**	**13**	**551**	**27**	**0**	**2.95**	**2**	**7**	**1**	**196**	**.879**
2016-17	Ontario Reign	AHL	8	458	23	0	3.01	2	3	1	207	.900
	NHL Totals		**48**	**2,491**	**113**	**1**	**2.72**	**18**	**21**	**4**	**1,117**	**.908**
	KINGS Totals		**13**	**551**	**27**	**0**	**2.95**	**2**	**7**	**1**	**196**	**.879**

PLAYOFFS

SEASON	TEAM	LEAGUE	GP	MIN	GA	SO	GAA	W	L	SVS	PCT
2008-09	Ontario Reign	ECHL	7	418	26	0	3.73	3	3	177	.872
2010-11	Manchester Monarchs	AHL	5	253	17	0	3.80	1	3	131	.891
2011-12	Manchester Monarchs	AHL	2	97	7	0	4.34	0	2	45	.865
2012-13	Wilkes-Barre/Scranton Penguins	AHL	5	253	23	0	5.45	2	3	119	.838
2014-15	Wilkes-Barre/Scranton Penguins	AHL	2	59	1	0	1.03	0	0	23	.958
2015-16	Pittsburgh Penguins	NHL	2	117	6	0	3.08	1	1	59	.908
	NHL Totals		**2**	**117**	**6**	**0**	**3.08**	**1**	**1**	**59**	**.908**

JARET ANDERSON-DOLAN

Position: Center **Shoots:** Left

Height: 5-11 **Weight:** 191

Age: 18 (Turns 19 on Aug. 12, 2018)

Birthplace: Calgary, Alberta (Aug 12, 1999)

ACQUIRED BY KINGS:
Selected by the Kings in the second round (41st overall) in the 2017 NHL Draft.

CAREER STATISTICS

			REGULAR SEASON					PLAYOFFS				
SEASON	TEAM	LEAGUE	GP	G	A	PTS	PIM	GP	G	A	PTS	PIM
2014-15	Spokane Chiefs	WHL	5	0	0	0	0	1	0	0	0	0
2015-16	Spokane Chiefs	WHL	65	14	12	26	21	6	1	2	3	2
2016-17	Spokane Chiefs	WHL	72	39	37	76	22	--	--	--	--	--

MICHAEL ANDERSON

Position: Defense **Shoots:** Left

Height: 5-11 **Weight:** 197

Age: 18 (Turns 19 on May 25, 2018)

Birthplace: Roseville, Minn. (May 25, 1999)

ACQUIRED BY KINGS:
Selected by the Kings in the fourth round (103rd overall) in the 2017 NHL Draft.

CAREER STATISTICS

			REGULAR SEASON					PLAYOFFS				
SEASON	TEAM	LEAGUE	GP	G	A	PTS	PIM	GP	G	A	PTS	PIM
2015-16	Waterloo Black Hawks	USHL	57	1	15	16	30	9	3	2	5	4
2016-17	Waterloo Black Hawks	USHL	54	5	29	34	52	8	2	1	3	10

ALEXANDER DERGACHYOV

Position: Center **Shoots:** Left

Height: 6-4 **Weight:** 200

Age: 21 (Turns 22 on Sept. 27, 2018)

Birthplace: Langepas, Russia (Sept. 27, 1996)

ACQUIRED BY KINGS:
Selected by the Kings in the third round (74th overall) in the 2015 NHL Draft.

CAREER STATISTICS

			REGULAR SEASON					PLAYOFFS				
SEASON	TEAM	LEAGUE	GP	G	A	PTS	PIM	GP	G	A	PTS	PIM
2012-13	Sputnik Almetievsk	MHL B	12	1	1	2	24	7	0	2	2	4
2013-14	SKA-1946 St. Petersburg	MHL	46	12	9	21	30	10	1	1	2	2
2014-15	SKA-1946 St. Petersburg	MHL	45	10	29	39	52	19	11	7	18	10
2015-16	SKA St. Petersburg	KHL	33	2	0	2	4	15	0	1	1	4
2016-17	SKA St. Petersburg	KHL	31	0	3	3	24	9	0	0	0	27

MICHAEL EYSSIMONT

Position: Center **Shoots:** Left
Height: 6-0 **Weight:** 180
Age: 21 (Turns 22 on Sept. 9, 2018)
Birthplace: Littleton, Colo. (Sept. 9, 1996)

ACQUIRED BY KINGS:
Selected by the Kings in the fifth round (142nd overall) in the 2016 NHL Draft.

CAREER STATISTICS

			REGULAR SEASON					PLAYOFFS				
SEASON	TEAM	LEAGUE	GP	G	A	PTS	PIM	GP	G	A	PTS	PIM
2013-14	Fargo Force	USHL	58	14	16	30	64	--	--	--	--	--
2014-15	Fargo Force	USHL	46	17	19	36	46	--	--	--	--	--
2014-15	Sioux Falls Stampede	USHL	14	5	8	13	16	12	7	9	16	20
2015-16	St. Cloud State	NCAA	40	14	19	33	20	--	--	--	--	--
2016-17	St. Cloud State	NCAA	36	14	16	30	20	--	--	--	--	--

JACOB FRIEND

Position: Defense **Shoots:** Left
Height: 6-1 **Weight:** 199
Age: 20 (Turns 21 on July 28, 2018)
Birthplace: Bowmanville, Ontario (July 28, 1997)

ACQUIRED BY KINGS:
Selected by the Kings in the seventh round (202nd overall) in the 2016 NHL Draft.

CAREER STATISTICS

			REGULAR SEASON					PLAYOFFS				
SEASON	TEAM	LEAGUE	GP	G	A	PTS	PIM	GP	G	A	PTS	PIM
2014-15	Cobourg Cougars	OJHL	47	1	6	7	55	10	0	0	0	6
2014-15	Owen Sound Attack	OHL	8	0	0	0	6	--	--	--	--	--
2015-16	Owen Sound Attack	OHL	54	4	17	21	106	6	0	0	0	13
2016-17	Owen Sound Attack	OHL	43	2	10	12	65	16	2	5	7	14

COLE HULTS

Position: Defense **Shoots:** Left
Height: 6-0 **Weight:** 189
Age: 19 (Turns 20 on May 22, 2018)
Birthplace: Stoughton, Wis. (May 22, 1998)

ACQUIRED BY KINGS:
Selected by the Kings in the fifth round (134th overall) in the 2017 NHL Draft.

CAREER STATISTICS

			REGULAR SEASON					PLAYOFFS				
SEASON	TEAM	LEAGUE	GP	G	A	PTS	PIM	GP	G	A	PTS	PIM
2014-15	Madison Capitals	USHL	9	0	2	2	29	--	--	--	--	--
2015-16	Madison Capitals	USHL	54	0	8	8	65	--	--	--	--	--
2016-17	Madison Capitals	USHL	59	6	26	32	112	--	--	--	--	--

STEVEN JOHNSON

Position: Defense **Shoots:** Left
Height: 6-0 **Weight:** 185
Age: 23 (Turns 24 on June 27, 2018)
Birthplace: Excelsior, Minn. (June 27, 1994)

ACQUIRED BY KINGS:
Selected by the Kings in the fourth round (120th overall) in the 2014 NHL Draft.

CAREER STATISTICS

			REGULAR SEASON					PLAYOFFS				
SEASON	TEAM	LEAGUE	GP	G	A	PTS	PIM	GP	G	A	PTS	PIM
2012-13	Aberdeen Wings	NAHL	59	6	17	23	32	--	--	--	--	--
2013-14	Omaha Lancers	USHL	56	5	26	31	6	4	0	2	2	0
2014-15	U. of Minnesota	NCAA	11	0	1	1	4	--	--	--	--	--
2015-16	U. of Minnesota	NCAA	33	3	7	10	6	--	--	--	--	--
2016-17	U. of Minnesota	NCAA	37	0	14	14	8	--	--	--	--	--

MARKUS PHILLIPS

Position: Defense **Shoots:** Left
Height: 6-0 **Weight:** 207
Age: 18 (Turns 19 on March 21, 2018)
Birthplace: Port Perry, Ontario (March 21, 1999)

ACQUIRED BY KINGS:
Selected by the Kings in the fourth round (118th overall) in the 2017 NHL Draft.

CAREER STATISTICS

			REGULAR SEASON					PLAYOFFS				
SEASON	TEAM	LEAGUE	GP	G	A	PTS	PIM	GP	G	A	PTS	PIM
2015-16	Owen Sound Attack	OHL	63	3	9	12	22	6	0	0	0	2
2016-17	Owen Sound Attack	OHL	66	13	30	43	44	17	0	5	5	10

DRAKE RYMSHA

Position: Center **Shoots:** Right
Height: 6-0 **Weight:** 187
Age: 19 (Turns 20 on Aug. 6, 2018)
Birthplace: Huntington Woods, Mich. (Aug. 6, 1998)

ACQUIRED BY KINGS:
Selected by the Kings in the fifth round (138th overall) in the 2017 NHL Draft.

CAREER STATISTICS

			REGULAR SEASON					PLAYOFFS				
SEASON	TEAM	LEAGUE	GP	G	A	PTS	PIM	GP	G	A	PTS	PIM
2014-15	London Knights	OHL	62	5	7	12	51	10	0	0	0	8
2015-16	London Knights	OHL	4	0	0	0	4	--	--	--	--	--
2015-16	Ottawa 67's	OHL	28	3	6	9	24	5	0	0	0	0
2016-17	Ottawa 67's	OHL	37	15	14	29	41	--	--	--	--	--
2016-17	Sarnia Sting	OHL	28	20	13	33	39	4	1	2	3	17

GABRIEL VILARDI

Position: Center **Shoots:** Right
Height: 6-3 **Weight:** 203
Age: 18 (Turns 19 on Aug. 16, 2018)
Birthplace: Kingston, Ontario (Aug. 16, 1999)

ACQUIRED BY KINGS:
Selected by the Kings in the first round (11th overall) in the 2017 NHL Draft.

CAREER STATISTICS

			REGULAR SEASON					PLAYOFFS				
SEASON	TEAM	LEAGUE	GP	G	A	PTS	PIM	GP	G	A	PTS	PIM
2015-16	Windsor Spitfires	OHL	62	17	21	38	14	5	1	3	4	2
2016-17	Windsor Spitfires	OHL	49	29	32	61	12	7	2	4	6	4

MATTHEW VILLALTA

Position: Goal **Catches:** Left
Height: 6-2 **Weight:** 181
Age: 18 (Turns 19 on June 3, 2018)
Birthplace: Kingston, Ontario (June 3, 1999)

ACQUIRED BY KINGS:
Selected by the Kings in the third round (72nd overall) in the 2017 NHL Draft.

CAREER STATISTICS

REGULAR SEASON

SEASON	TEAM	LEAGUE	GP	MIN	GA	SO	GAA	W	L	OTL	SVS	PCT
2016-17	SSM Greyhounds	OHL	33	1,795	72	1	2.41	25	3	0	801	.918

PLAYOFFS

SEASON	TEAM	LEAGUE	GP	MIN	GA	SO	GAA	W	L	SVS	PCT
2016-17	SSM Greyhounds	OHL	2	100	7	0	4.20	1	1	37	.841

NHL DRAFT

KINGS 2017 NHL DRAFT SELECTIONS

RD/PICK	PLAYER	POS	HT	WT	AGE*	2016-17 CLUB	GP	G	A	PTS	PIM
1/11th	Gabriel Vilardi	F	6-2	203	17	Windsor (OHL)	49	29	32	61	12
2/41st	Jaret Anderson-Dolan	F	5-11	191	17	Spokane (WHL)	72	39	37	76	22
4/103rd	Michael Anderson	D	5-11	197	18	Waterloo (USHL)	54	5	29	34	52
4/118th	Markus Phillips	D	5-11	202	18	Owen Sound (OHL)	66	13	30	43	44
5/134th	Cole Hults	D	6-0	189	19	Madison (USHL)	59	6	26	32	112
5/138th	Drake Rymsha	F	5-11	187	18	Ottawa (OHL)	37	15	14	29	41
						Sarnia (OHL)	28	20	13	33	39

RD/PICK	GOALTENDER	POS	HT	WT	AGE*	2016-17 CLUB	GP	W	L	OTL	GAA
3/72nd	Matthew Villalta	G	6-2	165	18	Sault Ste. Marie (OHL)	33	25	3	0	2.41

* Age when drafted


IT'S THRILLING...
HEART-POUNDING...
ELECTRIFYING...
AND EXHILARATING.
TURN TO THE BACK COVER TO SEE WHAT "IT" IS.

LAST SEASON

ALL-TIME TOP TEN

Points

1	Marcel Dionne	1,307
2	Luc Robitaille	1,154
3	Dave Taylor	1,069
4	Wayne Gretzky	918
5	Bernie Nicholls	758
6	**Anze Kopitar**	736
7	Butch Goring	659
8	**Dustin Brown**	506
9	Rob Blake	494
10	Jim Fox	479



KINGS
2016-17 FINAL TEAM STATS

#	Player	Pos	GP	G	A	P	+/-	PIM	PPG	PPP	SHG	SHP	GW	OT	S	S%	TOI/G	Sft/G	FO%
77	Jeff Carter	C	82	32	34	**66**	2	41	10	22	1	1	9	4	250	12.8	18:01	23.4	51.9
11	Anze Kopitar	C	76	12	40	**52**	-10	28	5	19	0	1	0	0	150	8.0	20:45	24.7	52.7
70	Tanner Pearson	L	80	24	20	**44**	5	13	3	8	1	2	5	2	187	12.8	16:19	22.3	41.7
8	Drew Doughty	D	82	12	32	**44**	8	46	5	19	0	1	1	1	181	6.6	27:08	32.4	100.0
27	Alec Martinez	D	82	9	30	**39**	-17	24	2	15	1	1	3	2	144	6.3	21:38	29.6	0.0
23	Dustin Brown	R	80	14	22	**36**	-4	22	4	6	1	1	1	0	175	8.0	16:00	21.6	40.0
73	Tyler Toffoli	R	63	16	18	**34**	6	22	4	7	0	1	2	1	165	9.7	16:35	21.9	40.0
6	Jake Muzzin	D	82	9	19	**28**	-21	46	4	10	0	0	1	0	184	4.9	22:17	30.1	0.0
22	Trevor Lewis	C	82	12	12	**24**	-6	30	1	2	0	0	3	0	145	8.3	14:16	19.1	40.0
26	Nic Dowd	C	70	6	16	**22**	-15	25	1	8	0	0	2	1	78	7.7	12:27	17.6	47.8
12	Marian Gaborik	R	56	10	11	**21**	-4	18	3	5	0	0	3	0	123	8.1	14:47	19.1	0.0
24	Derek Forbort	D	82	2	16	**18**	8	54	0	0	0	1	0	0	100	2.0	20:06	27.1	100.0
21	Nick Shore	C	70	6	11	**17**	-2	20	0	0	1	1	1	0	79	7.6	12:47	18.0	50.2
74	Dwight King	L	63	8	7	**15**	0	10	0	0	0	0	1	0	89	9.0	14:59	19.6	30.8
13	Kyle Clifford	L	73	6	6	**12**	-2	92	0	0	0	0	0	0	122	4.9	10:43	15.1	40.0
10	Devin Setoguchi	R	45	4	8	**12**	-5	14	0	1	0	0	0	0	60	6.7	12:26	17.4	50.0
88	Jarome Iginla	R	19	6	3	**9**	-9	16	3	3	0	0	4	1	33	18.2	16:20	20.2	36.4
71	Jordan Nolan	R	46	4	4	**8**	-3	44	0	0	0	0	0	0	39	10.3	10:51	14.9	33.3
38	Paul LaDue	D	22	0	8	**8**	-5	4	0	4	0	0	0	0	27	0.0	15:24	21.5	0.0
53	Kevin Gravel	D	49	1	6	**7**	3	6	1	2	0	0	0	0	52	1.9	14:09	20.3	0.0
39	Adrian Kempe	L/C	25	2	4	**6**	-3	6	0	2	0	1	1	0	32	6.3	12:13	17.3	43.8
14	Tom Gilbert	D	18	1	4	**5**	-4	6	0	1	0	0	0	0	12	8.3	15:27	21.8	0.0
3	Brayden McNabb	D	49	2	2	**4**	1	54	0	0	0	0	0	0	47	4.3	15:03	21.6	0.0
2	Matt Greene	D	26	1	1	**2**	3	19	0	0	0	0	0	0	14	7.1	13:10	20.7	0.0
76	Jonny Brodzinski	R	6	0	2	**2**	2	2	0	0	0	0	0	0	17	0.0	12:17	16.3	0.0
9	Teddy Purcell	L	12	0	2	**2**	0	0	0	0	0	0	0	0	10	0.0	12:53	17.9	100.0
15	Andy Andreoff	L	36	0	2	**2**	-2	70	0	0	0	0	0	0	38	0.0	10:35	14.6	59.4

GOALTENDER RECORDS

#	Goalie	GP	GS	W	L	OT	SA	GA	GAA	Sv	Sv%	SO	G	A	PIM	TOI
31	Peter Budaj	53	51	**27**	20	3	1,286	107	2.12	1,179	.917	7	0	1	0	3,029
32	Jonathan Quick	17	17	**8**	5	2	421	35	2.26	386	.917	2	0	0	2	931
31	Ben Bishop	7	6	**2**	3	2	170	17	2.49	153	.900	0	0	0	2	410
37	Jeff Zatkoff	13	8	**2**	7	1	223	27	2.95	196	.879	0	0	0	0	550
1	Jack Campbell	1	0	**0**	0	0	5	0	0.00	5	1.000	0	0	0	0	20

NATIONAL HOCKEY LEAGUE 2016-17
FINAL STANDINGS

EASTERN CONFERENCE

ATLANTIC DIVISION

Team	Rank	GP	W	L	OT	PTS	ROW	GF	GA
Montreal	(4)	82	47	26	9	103	44	226	200
Ottawa	(6)	82	44	28	10	98	38	212	214
Boston	(7)	82	44	31	7	95	42	234	212

METROPOLITAN DIVISION

Team	Rank	GP	W	L	OT	PTS	ROW	GF	GA
Washington	(1)	82	55	19	8	118	53	263	182
Pittsburgh	(2)	82	50	21	11	111	46	282	234
Columbus	(3)	82	50	24	8	108	48	249	195

WILD CARD

Team	Rank	Div.	GP	W	L	OT	PTS	ROW	GF	GA
NY Rangers	(5)	M	82	48	28	6	102	45	256	220
Toronto	(8)	A	82	40	27	15	95	39	251	242
NY Islanders	(9)	M	82	41	29	12	94	39	241	242
Tampa Bay	(10)	A	82	42	30	10	94	38	234	227
Philadelphia	(11)	M	82	39	33	10	88	32	219	236
Carolina	(12)	M	82	36	31	15	87	33	215	236
Florida	(13)	A	82	35	36	11	81	30	210	237
Detroit	(14)	A	82	33	36	13	79	24	207	244
Buffalo	(15)	A	82	33	37	12	78	31	201	237
New Jersey	(16)	M	82	28	40	14	70	25	183	244

WESTERN CONFERENCE

CENTRAL DIVISION

Team	Rank	GP	W	L	OT	PTS	ROW	GF	GA
Chicago	(1)	82	50	23	9	109	46	244	213
Minnesota	(2)	82	49	25	8	106	46	266	208
St. Louis	(5)	82	46	29	7	99	44	235	218

PACIFIC DIVISION

Team	Rank	GP	W	L	OT	PTS	ROW	GF	GA
Anaheim	(3)	82	46	23	13	105	43	223	200
Edmonton	(4)	82	47	26	9	103	43	247	212
San Jose	(6)	82	46	29	7	99	44	221	201

WILD CARD

Team	Rank	Div.	GP	W	L	OT	PTS	ROW	GF	GA
Calgary	(7)	P	82	45	33	4	94	41	226	221
Nashville	(8)	C	82	41	29	12	94	39	240	224
Winnipeg	(9)	C	82	40	35	7	87	37	249	256
Los Angeles	(10)	P	82	39	35	8	86	37	201	205
Dallas	(11)	C	82	34	37	11	79	33	223	262
Arizona	(12)	P	82	30	42	10	70	24	197	260
Vancouver	(13)	P	82	30	43	9	69	26	182	243
Colorado	(14)	C	82	22	56	4	48	21	166	278

2016-17 FINAL NHL OVERALL STANDINGS

Rank	Team	GP	W	L	OT	PTS	ROW	GF	GA
1	Washington	82	55	19	8	118	53	263	182
2	Pittsburgh	82	50	21	11	111	46	282	234
3	Chicago	82	50	23	9	109	46	244	213
4	Columbus	82	50	24	8	108	48	249	195
5	Minnesota	82	49	25	8	106	46	266	208
6	Anaheim	82	46	23	13	105	43	223	200
7	Montreal	82	47	26	9	103	44	226	200
8	Edmonton	82	47	26	9	103	43	247	212
9	NY Rangers	82	48	28	6	102	45	256	220
10	St. Louis	82	46	29	7	99	44	235	218
11	San Jose	82	46	29	7	99	44	221	201
12	Ottawa	82	44	28	10	98	38	212	214
13	Boston	82	44	31	7	95	42	234	212
14	Toronto	82	40	27	15	95	39	251	242
15	Calgary	82	45	33	4	94	41	226	221
16	Nashville	82	41	29	12	94	39	240	224
17	NY Islanders	82	41	29	12	94	39	241	242
18	Tampa Bay	82	42	30	10	94	38	234	227
19	Philadelphia	82	39	33	10	88	32	219	236
20	Winnipeg	82	40	35	7	87	37	249	256
21	Carolina	82	36	31	15	87	33	215	236
22	Los Angeles	82	39	35	8	86	37	201	205
23	Florida	82	35	36	11	81	30	210	237
24	Dallas	82	34	37	11	79	33	223	262
25	Detroit	82	33	36	13	79	24	207	244
26	Buffalo	82	33	37	12	78	31	201	237
27	New Jersey	82	28	40	14	70	25	183	244
28	Arizona	82	30	42	10	70	24	197	260
29	Vancouver	82	30	43	9	69	26	182	243
30	Colorado	82	22	56	4	48	21	166	278

LAST SEASON

KINGS 2016-17 GAME-BY-GAME RESULTS

#	Date	Team	W-L-OT	Record	GF-GA	Scorers	W Goal	PP	PK	SF-SA	W-L Gltdr.	Attend
1	Oct 12	@ SJS	L	0-1-0	1-2	73p	88	1-1	2-3	22-31	31 / 37	17562
2	Oct 14	PHI	L	0-2-0	2-4	8,3	14	0-2	2-2	25-30	30 / 37	18453+
3	Oct 18	@ MIN	L	0-3-0	3-6	70,11,70	9	0-5	3-4	30-26	35 / 37	18644
4	Oct 20	@ DAL	W*	1-3-0	4-3	26p,77,70,27	27	1-6	3-4	39-20	31 / 32	18532
5	Oct 22	VAN	W**	2-3-0	4-3	3,70p,23s	70	1-3	4-6	31-25	31 / 25	18230+
6	Oct 25	CBJ	W*	3-3-0	3-2	11,8,27	27	0-1	0-1	30-21	31 / 72	18230+
7	Oct 27	NSH	W*	4-3-0	3-2	6p,73,77	77	1-3	3-3	45-26	31 / 35	18230+
8	Oct 29	@ STL	L	4-4-0	0-1		17	0-5	4-4	27-25	34 / 31	18631
9	Oct 30	@ CHI	L	4-5-0	0-3		19	0-2	5-7	32-29	50 / 31	21329
10	Nov 1	ANA	L	4-6-0	0-4		67	0-1	2-4	30-21	36 / 31	18230+
11	Nov 3	PIT	W*	5-6-0	3-2	22,2,26	26	0-3	3-3	27-23	31 / 29	18230+
12	Nov 5	CGY	W	6-6-0	5-0	77,10,13,10,22	77	0-3	3-3	39-24	31 / 1	18230+
13	Nov 8	@ TOR	W	7-6-0	7-0	23,70,73,77,77,13,74	23	0-4	1-1	43-19	31 / 31	18976
14	Nov 10	@ MTL	L	7-7-0	1-4	73p	43	1-5	2-2	24-23	31 / 31	21288
15	Nov 11	@ OTT	L	7-8-0	1-2	74	61	0-2	3-3	33-33	41 / 31	15622
16	Nov 13	@ WPG	O**	7-8-1	2-3	70,14	55	0-5	3-5	29-29	37 / 31	15294
17	Nov 15	@ COL	L	7-9-1	1-4	23p	17	1-4	4-4	33-30	1 / 31	14805
18	Nov 17	EDM	W	8-9-1	4-2	24,73,77s,10	77	0-2	1-1	25-30	31 / 50	18230+
19	Nov 19	NJD	W	9-9-1	4-2	27,70,77,6	77	0-1	2-2	28-23	31 / 35	18230+
20	Nov 20	@ ANA	W	10-9-1	3-2	8,77p,77p	77	2-3	6-7	29-30	31 / 36	16611
21	Nov 23	NYI	W	11-9-1	4-2	27,74,74,6	74	0-2	2-2	28-24	31 / 41	18230+
22	Nov 26	CHI	W*	12-9-1	2-1	27,77	77	0-3	3-3	29-19	31 / 33	18435+
23	Nov 30	SJS	L	12-10-1	1-4	23p	39	1-2	1-1	27-24	31 / 31	18230+
24	Dec 1	@ ARI	W	13-10-1	4-3	74,71,71,22	22	0-6	4-6	33-32	37 / 41	11327
25	Dec 4	MTL	O**	13-10-2	4-5	77p,21,8p,22	41	2-4	3-5	31-30	31 / 31	18230+
26	Dec 8	CAR	L	13-11-2	1-3	8	33	0-3	0-0	22-18	30 / 37	18230+
27	Dec 10	OTT	W	14-11-2	4-1	77p,27p,22,12p	27	3-4	4-4	19-20	31 / 1	18230+
28	Dec 13	@ BUF	L	14-12-2	3-6	11,77,77	15	0-0	1-1	33-26	40 / 37	18375
29	Dec 15	@ DET	W	15-12-2	4-1	24,26,73,73	26	0-3	4-4	31-18	37 / 35	20027
30	Dec 16	@ PIT	W*	16-12-2	1-0	73	73	0-1	4-4	28-39	31 / 30	18544
31	Dec 18	@ BOS	L	16-13-2	0-1		11	0-4	4-4	18-30	40 / 31	17565
32	Dec 20	@ CBJ	O**	16-13-3	2-3	77p,77	89	1-2	2-2	46-27	30 / 31	16568
33	Dec 22	@ NSH	W	17-13-3	4-0	21,26,77,10	21	0-2	3-3	26-28	31 / 35	17156
34	Dec 23	@ DAL	O*	17-13-4	2-3	77p,77	23	1-3	3-3	31-31	32 / 37	18156
35	Dec 28	@ VAN	L	17-14-4	1-2	70	33	0-2	2-3	37-20	30 / 31	18865
36	Dec 29	@ EDM	L	17-15-4	1-3	21	62	0-2	1-2	29-35	33 / 31	18347
37	Dec 31	SJS	W	18-15-4	3-2	70,8p,77	77	1-5	2-3	27-20	31 / 31	18230+
38	Jan 3	@ SJS	W*	19-15-4	2-1	77p,70	70	1-3	3-3	35-27	31 / 31	17562
39	Jan 5	DET	L	19-16-4	0-4		62	0-0	2-2	34-22	31 / 37	18230+
40	Jan 7	MIN	W*	20-16-4	4-3	77,12,6p,70	70	1-3	2-3	36-24	31 / 35	18230+
41	Jan 9	DAL	L	20-17-4	4-6	21s,23p,11,8p	22	2-3	1-1	22-26	31 / 31	18230+
42	Jan 12	STL	W	21-17-4	5-1	6p,22,6,70,70	22	1-5	3-3	28-22	31 / 34	18230+
43	Jan 14	WPG	W*	22-17-4	3-2	12,23,77	77	0-4	2-4	38-28	31 / 34	18230+
44	Jan 16	TBL	L	22-18-4	1-2	13	11	0-3	2-2	32-29	30 / 31	18230+
45	Jan 18	SJS	L	22-19-4	2-3	70,12	8	0-4	3-4	24-27	31 / 31	18230+
46	Jan 21	@ NYI	L	22-20-4	2-4	77p,8	27	1-2	2-5	36-36	30 / 31	15138
47	Jan 23	@ NYR	L	22-21-4	2-3	71,13	36	0-2	3-3	38-17	30 / 37	18006
48	Jan 24	@ NJD	W	23-21-4	3-1	11p,70,27	70	1-2	4-4	25-25	31 / 35	13412
49	Jan 26	@ CAR	W	24-21-4	3-0	12,22,13	12	0-1	4-4	29-22	31 / 30	10486
50	Jan 31	@ ARI	W	25-21-4	3-2	11,71,6p	6	1-3	1-1	39-32	31 / 41	11577
51	Feb 1	COL	W	26-21-4	5-0	12,77p,77,23,74	12	1-3	4-4	40-22	31 / 30	18230+
52	Feb 4	@ PHI	W*	27-21-4	1-0	77	77	0-2	2-2	28-17	31 / 30	19833
53	Feb 5	@ WSH	L	27-22-4	0-5		20	0-4	2-2	38-20	31 / 31	18506
54	Feb 7	@ TBL	L	27-23-4	0-5		27	0-2	2-2	28-21	30 / 31	19092
55	Feb 9	@ FLA	W	28-23-4	6-3	23p,77,73,70,74,77	70	1-3	4-4	26-39	31 / 1	13451
56	Feb 16	ARI	L	28-24-4	3-5	70,23,70p	48	1-3	2-3	44-22	41 / 31	18230+
57	Feb 18	FLA	L	28-25-4	2-3	74,70	16	0-3	2-2	35-25	1 / 31	18230+
58	Feb 19	@ ANA	L	28-26-4	0-1		42	0-2	2-2	24-29	36 / 31	17174
59	Feb 21	@ COL	W	29-26-4	2-1	73,22	22	0-1	3-3	32-25	31 / 31	13768
60	Feb 23	BOS	L	29-27-4	1-4	53p	88	1-3	0-1	28-25	35 / 31	18230+
61	Feb 25	ANA	W	30-27-4	4-1	73,73,23,77	73	0-4	4-4	33-33	32 / 1	18230+
62	Feb 27	@ MIN	O*	30-27-5	4-5	21,70,6,12	64	0-1	2-2	30-35	40 / 32	19118
63	Feb 28	@ CGY	O*	30-27-6	1-2	70p	7	1-1	2-2	29-30	1 / 31	19289
64	Mar 2	TOR	W**	31-27-6	3-2	11p,70	11	1-3	1-1	35-31	32 / 31	18230+
65	Mar 4	VAN	L	31-28-6	3-4	11p,22p,27s	82	2-7	2-2	44-21	30 / 31	18230+
66	Mar 9	NSH	W*	32-28-6	3-2	88p,12p,88p	88	3-3	2-2	34-23	32 / 35	18230+
67	Mar 11	WSH	W	33-28-6	4-2	12,11p,39,77p	39	2-6	2-3	22-19	32 / 31	18230+
68	Mar 13	STL	L	33-29-6	1-3	23	56	0-3	3-4	39-26	34 / 32	18230+
69	Mar 14	ARI	O**	33-29-7	2-3	73,73p	77	1-3	3-3	46-32	35 / 31	18230+
70	Mar 16	BUF	W	34-29-7	2-0	88,39	88	0-2	2-2	36-26	32 / 40	18230+
71	Mar 19	@ CGY	L	34-30-7	2-5	11,26	5	0-3	3-3	21-24	1 / 31	19115
72	Mar 20	@ EDM	L	34-31-7	0-2		19	0-2	2-3	35-31	33 / 32	18347
73	Mar 23	WPG	W	35-31-7	5-2	11p,6,12p,8p,70s	12	3-4	3-4	36-21	31 / 37	18230+
74	Mar 25	NYR	L	35-32-7	0-3		21	0-3	2-3	30-20	32 / 32	18230+
75	Mar 28	@ EDM	L	35-33-7	1-2	88	62	0-1	3-3	35-29	33 / 32	18347
76	Mar 29	@ CGY	W	36-33-7	4-1	22,88,11,77	88	0-6	6-6	33-26	31 / 1	19005
77	Mar 31	@ VAN	W	37-33-7	2-0	88p,73	88	1-1	2-2	26-35	32 / 30	18865
78	Apr 2	ARI	L	37-34-7	1-2	27p	10	1-6	0-1	35-15	41 / 32	18230+
79	Apr 4	EDM	W	38-34-7	6-4	21,23,26,22,70,8	70	0-3	2-3	27-27	32 / 33	18230+
80	Apr 6	CGY	L	38-35-7	1-4	22	6	0-3	1-2	28-24	32 / 31	18230+
81	Apr 8	CHI	W*	39-35-7	3-2	73p,23,8	8	1-2	3-3	26-27	32 / 50	18230+
82	Apr 9	@ ANA	O*	39-35-8	3-4	8p,13,23	53	1-4	4-5	18-24	1 / 32	16564

*Overtime **Shootout +Home sellout

KINGS 2016-17 PLAYER GAME-BY-GAME RESULTS

Date	Opp.	GREENE #2	MCNABB #3	MUZZIN #6	DOUGHTY #8	PURCELL #9	SETOGUCHI #10
Oct 12	@ SJS	0-0,1/0 13:13	0-0,1/0 18:58	0-0,1/-1 24:17	0-1,1/-1 28:09	0-0,0/0 12:56	0-0,2/-1 15:20
Oct 14	Vs PHI	0-0,0/-3 11:36	1-0,1/0 20:36	0-0,1/0 25:22	1-0,4/0 27:15	0-0,0/-2 11:50	0-0,1/0 14:53
Oct 18	@ MIN	DND	0-0,0/0 19:02	0-0,1/-1 20:09	0-0,3/0 25:57	DND	0-1,0/2 12:32
Oct 20	@ DAL	DND	0-0,0/1 18:49	0-0,2/-1 26:26	0-0,4/0 27:15	DND	0-1,1/2 11:09
Oct 22	Vs VAN	DND	1-0,2/1 22:52	0-0,3/0 24:40	0-0,4/1 31:51	DND	0-0,0/0 12:46
Oct 25	Vs CBJ	DND	0-0,0/1 23:07	0-0,2/-1 21:17	1-0,1/1 23:12	DND	0-0,3/-1 14:25
Oct 27	Vs NSH	DND	0-0,1/0 24:35	1-0,2/1 21:38	0-1,3/0 29:36	DND	0-0,0/-1 12:01
Oct 29	@ STL	DND	0-0,1/0 13:56	0-0,2/-1 21:40	0-0,4/0 29:02	DND	0-0,1/0 09:53
Oct 30	@ CHI	0-0,0/0 11:37	INJ	0-0,1/0 21:22	0-0,3/-1 27:24	DND	0-0,3/0 11:53
Nov 1	Vs ANA	0-0,1/0 16:20	INJ	0-0,6/-1 24:14	0-0,1/-2 29:06	DND	0-0,1/0 11:47
Nov 3	Vs PIT	1-0,2/1 09:42	INJ	0-0,2/1 24:52	0-0,2/-2 27:58	0-0,0/0 15:44	0-0,1/-1 15:15
Nov 5	Vs CGY	0-0,0/1 14:44	INJ	0-0,6/1 23:04	0-1,2/3 23:18	0-0,3/0 14:01	2-0,3/2 12:35
Nov 8	@ TOR	0-1,0/2 15:02	INJ	0-1,3/3 22:16	0-1,4/4 23:31	0-0,2/1 13:41	0-0,3/1 14:45
Nov 10	@ MTL	0-0,1/0 12:47	INJ	0-0,1/-2 21:47	0-0,0/-1 26:20	0-0,2/-1 13:55	0-0,1/-1 16:18
Nov 11	@ OTT	DND	INJ	0-0,2/-1 20:54	0-0,2/0 26:24	0-1,2/1 13:48	0-0,3/0 14:08
Nov 13	@ WPG	DND	INJ	0-0,5/1 22:55	0-0,3/0 30:22	0-1,0/1 11:21	0-0,2/0 16:56
Nov 15	@ COL	DND	INJ	0-0,2/-2 23:41	0-0,1/-1 26:33	0-0,1/0 10:30	0-1,2/-4 14:38
Nov 17	Vs EDM	DND	INJ	0-0,2/0 21:43	0-0,1/2 26:05	0-0,0/0 11:51	1-0,2/1 12:31
Nov 19	Vs NJD	0-0,0/0 11:48	INJ	1-0,3/2 20:08	0-1,0/0 25:50	0-0,0/0 13:04	0-1,0/1 12:51
Nov 20	@ ANA	0-0,0/0 14:09	INJ	0-0,2/-1 22:20	1-1,4/1 26:22	0-0,0/0 12:01	0-0,1/0 11:48
Nov 23	Vs NYI	0-0,1/-1 15:21	INJ	1-1,2/1 21:38	0-1,1/1 24:23	DND	0-0,0/-1 12:29
Nov 26	Vs CHI	DND	INJ	0-1,2/1 24:52	0-1,2/0 28:42	DND	0-0,0/-1 10:23
Nov 30	Vs SJS	0-0,0/0 14:12	INJ	0-0,3/-2 20:53	0-0,0/-3 24:56	DND	0-0,0/0 10:47
Dec 1	@ ARI	0-0,1/2 09:29	INJ	0-0,1/1 23:14	0-0,5/1 27:38	DND	DND
Dec 4	Vs MTL	0-0,1/-1 11:40	INJ	0-0,3/0 24:02	1-1,4/1 29:11	MIN	DND
Dec 8	Vs CAR	0-0,1/0 15:54	INJ	0-0,1/-1 22:00	1-0,3/-1 24:42	MIN	DND
Dec 10	Vs OTT	0-0,0/0 14:18	INJ	0-0,1/-1 20:25	0-1,1/1 24:02	MIN	0-0,0/0 12:06
Dec 13	@ BUF	0-0,0/0 14:00	INJ	0-1,0/-4 21:03	0-0,0/0 25:24	MIN	DND
Dec 15	@ DET	0-0,1/2 17:08	INJ	0-0,1/0 17:18	0-1,1/2 25:59	MIN	DND
Dec 16	@ PIT	0-0,1/0 15:47	INJ	0-0,1/0 18:52	0-0,2/0 28:38	MIN	DND
Dec 18	@ BOS	0-0,1/0 13:27	INJ	0-0,1/-1 18:12	0-0,0/0 28:09	MIN	0-0,1/-1 12:21
Dec 20	@ CBJ	0-0,0/0 14:19	INJ	0-0,2/-1 20:58	0-1,5/0 31:39	MIN	0-0,3/0 13:47
Dec 22	@ NSH	DND	INJ	0-0,1/4 21:41	0-0,3/0 25:18	MIN	1-0,1/1 11:25
Dec 23	@ DAL	0-0,1/0 11:27	INJ	0-0,1/-1 21:40	0-0,5/0 28:35	MIN	0-1,4/0 16:39
Dec 28	@ VAN	0-0,1/0 12:15	INJ	0-0,1/1 18:42	0-0,1/-1 29:23	MIN	0-0,1/1 12:35
Dec 29	@ EDM	DND	0-0,2/0 17:02	0-0,0/-1 18:43	0-0,5/0 27:43	MIN	0-0,2/-2 15:01
Dec 31	Vs SJS	DND	0-0,0/-1 11:54	0-1,3/2 23:28	1-0,2/0 28:47	MIN	0-0,0/2 09:42
Jan 3	@ SJS	DND	0-0,0/0 09:34	0-1,1/-1 22:18	0-0,2/1 28:48	MIN	0-0,1/0 11:43
Jan 5	Vs DET	DND	0-0,6/-1 17:30	0-0,3/-2 20:36	0-0,1/-2 25:21	MIN	0-0,1/-3 14:19
Jan 7	Vs MIN	0-0,0/0 10:30	0-0,1/0 11:54	1-1,2/0 24:37	0-2,4/0 27:31	MIN	0-0,1/-1 10:07
Jan 9	Vs DAL	0-0,0/0 11:46	0-0,1/0 16:40	0-0,4/-4 17:43	1-1,2/0 29:52	MIN	0-0,2/-1 14:21
Jan 12	Vs STL	DND	0-0,1/0 11:56	2-0,5/1 22:39	0-1,1/2 25:48	MIN	0-0,1/0 09:27
Jan 14	Vs WPG	DND	0-0,0/0 15:42	0-1,2/2 18:33	0-0,8/1 27:39	MIN	0-0,2/0 10:52
Jan 16	Vs TBL	0-0,0/0 10:13	DND	0-0,4/-2 24:36	0-0,3/1 30:50	MIN	0-0,1/0 11:52
Jan 18	Vs SJS	DND	0-0,0/0 10:24	0-0,3/0 24:12	0-0,0/0 27:35	MIN	0-0,1/0 08:51
Jan 21	@ NYI	INJ	DND	0-0,2/1 24:40	1-1,2/1 26:26	MIN	DND
Jan 23	@ NYR	INJ	0-0,1/-1 17:22	0-1,4/0 21:55	0-1,4/0 27:44	MIN	0-0,0/0 13:01
Jan 24	@ NJD	INJ	0-0,0/0 14:19	0-0,2/0 24:13	0-1,1/0 26:11	MIN	0-1,0/1 08:07
Jan 26	@ CAR	INJ	0-1,0/2 14:12	0-0,1/0 23:11	0-1,2/1 27:00	MIN	0-1,1/1 11:00
Jan 31	@ ARI	INJ	0-0,0/-1 12:38	1-0(W),3/1 27:24	0-1,3/1 26:50	MIN	DND
Feb 1	Vs COL	INJ	0-0,2/1 15:16	0-1,4/0 22:53	0-1,0/1 24:54	MIN	0-1,1/1 10:31
Feb 4	@ PHI	INJ	0-0,2/0 14:22	0-0,2/0 21:51	0-1,0/1 26:34	MIN	0-0,0/0 11:06
Feb 5	@ WSH	INJ	0-0,2/-1 12:20	0-0,5/-2 26:43	0-0,1/0 30:33	MIN	0-0,6/-2 08:57
Feb 7	@ TBL	INJ	0-0,0/0 16:51	0-0,5/-4 21:37	0-0,2/-1 27:07	MIN	DND
Feb 9	@ FLA	INJ	0-1,3/5 16:38	0-0,3/0 22:22	0-1,0/1 24:39	MIN	DND
Feb 16	Vs ARI	INJ	0-0,1/1 13:15	0-1,2/-1 25:08	0-0,4/-2 28:04	MIN	MIN
Feb 18	Vs FLA	INJ	0-0,0/0 13:08	0-0,2/-1 21:49	0-0,1/-1 29:09	MIN	MIN
Feb 19	@ ANA	INJ	0-0,2/-1 15:04	0-0,0/0 22:55	0-0,0/-1 27:32	MIN	MIN
Feb 21	@ COL	INJ	0-0,0/0 14:14	0-0,2/1 24:40	0-1,3/0 26:57	MIN	MIN
Feb 23	Vs BOS	INJ	0-0,2/0 13:57	0-0,0/-2 20:50	0-0,2/0 27:51	MIN	MIN
Feb 25	Vs ANA	INJ	0-0,0/0 12:58	0-0,1/1 22:24	0-1,4/2 28:53	MIN	MIN
Feb 27	@ MIN	INJ	0-0,1/-1 15:58	1-1,4/1 21:27	0-0,1/0 27:08	MIN	MIN
Feb 28	@ CGY	INJ	0-0,1/0 14:29	0-0,3/-1 21:02	0-0,2/-1 26:26	MIN	MIN
Mar 2	Vs TOR	INJ	0-0,0/1 14:42	0-1,1/-2 20:47	0-1,1/0 28:20	MIN	MIN
Mar 4	Vs VAN	INJ	0-0,0/-1 09:23	0-0,5/-1 27:26	0-1,2/-3 27:43	MIN	MIN
Mar 9	Vs NSH	INJ	0-0,0/-1 15:27	0-0,2/0 18:56	0-1,5/-1 28:35	MIN	MIN
Mar 11	Vs WSH	INJ	DND	0-1,1/0 22:19	0-0,2/0 25:20	MIN	MIN
Mar 13	Vs STL	INJ	0-0,2/0 13:14	0-0,3/-1 21:08	0-1,2/0 27:10	MIN	MIN
Mar 14	Vs ARI	INJ	DND	0-1,3/0 21:48	0-0,3/-1 30:14	MIN	MIN
Mar 16	Vs BUF	INJ	DND	0-0,2/1 21:35	0-1,1/1 24:26	MIN	MIN
Mar 19	@ CGY	INJ	DND	0-1,2/-1 21:37	0-0,1/-2 28:14	MIN	MIN
Mar 20	@ EDM	INJ	0-0,1/0 13:25	0-0,3/0 24:05	0-0,1/-1 25:43	MIN	MIN
Mar 23	Vs WPG	INJ	0-0,2/0 17:01	1-1,5/1 19:31	1-1,2/0 23:58	MIN	MIN
Mar 25	Vs NYR	INJ	0-0,0/-1 13:20	0-0,2/0 23:00	0-0,1/-1 27:20	MIN	MIN
Mar 28	@ EDM	INJ	0-0,0/-1 13:51	0-0,4/0 25:27	0-0,0/1 27:26	MIN	MIN
Mar 29	@ CGY	INJ	0-0,2/0 13:15	0-1,3/2 23:44	0-0,2/1 25:42	MIN	MIN
Mar 31	@ VAN	INJ	0-0,1/0 13:46	0-1,0/0 22:23	0-0,3/0 25:59	MIN	MIN
Apr 2	Vs ARI	INJ	0-0,1/0 12:08	0-0,1/0 21:33	0-0,4/-1 29:37	MIN	MIN
Apr 4	Vs EDM	INJ	0-0,0/2 12:31	0-0,2/-1 21:17	1-0,2/4 26:30	MIN	MIN
Apr 6	Vs CGY	INJ	0-0,1/-2 16:18	0-0,2/0 20:46	0-0,1/-1 23:36	MIN	MIN
Apr 8	Vs CHI	INJ	0-0,2/0 15:36	0-0,0/-2 22:14	1-0(W),4/2 26:55	MIN	MIN
Apr 9	@ ANA	INJ	0-0,1/-1 12:43	0-0,1/0 23:48	1-0,4/0 25:01	MIN	MIN

Skaters: Goals-Assists (Game Winning), Shots / (+/-), TOI **Goalies:** Goals Allowed / Shots, Decision, Minutes Played

KINGS 2016-17
PLAYER GAME-BY-GAME RESULTS

Date	Opp.	KOPITAR #11	GABORIK #12	CLIFFORD #13	GILBERT #14	ANDREOFF #15	SHORE #21
Oct 12	@ SJS	0-1,0/-1 18:48	INJ	0-0,3/0 11:09	DND	0-0,1/0 11:00	0-0,0/0 13:51
Oct 14	Vs PHI	0-1,3/1 20:29	INJ	0-0,0/0 10:39	DND	0-0,0/0 10:50	0-0,1/0 12:24
Oct 18	@ MIN	1-0,6/1 22:42	INJ	DND	0-1,1/-1 18:59	0-0,0/-1 07:40	0-0,3/-4 14:08
Oct 20	@ DAL	0-0,3/-1 24:50	INJ	0-0,2/0 07:29	0-1,0/0 15:06	0-0,2/-1 08:22	0-0,2/-1 11:00
Oct 22	Vs VAN	0-1,4/0 25:06	INJ	0-0,0/0 08:20	0-0,0/0 13:06	0-0,0/1 10:35	0-0,2/0 11:05
Oct 25	Vs CBJ	1-0,3/1 20:30	INJ	0-0,3/1 10:55	0-1,0/1 17:47	0-0,1/0 14:46	0-1,1/1 10:44
Oct 27	Vs NSH	0-1,1/-1 24:38	INJ	0-0,3/0 10:21	0-0,0/-2 15:26	0-0,0/0 14:00	0-0,1/0 10:41
Oct 29	@ STL	0-0,2/0 22:42	INJ	0-0,0/-1 09:59	0-0,1/0 17:59	0-0,0/0 09:09	0-0,0/-1 10:53
Oct 30	@ CHI	0-0,2/0 22:31	INJ	0-0,4/0 12:44	0-0,1/0 21:07	0-0,0/0 03:56	DND
Nov 1	Vs ANA	0-0,0/0 17:29	INJ	0-0,0/0 07:56	0-0,1/0 12:36	INJ	0-0,2/0 10:14
Nov 3	Vs PIT	0-0,2/0 21:40	INJ	0-1,4/1 09:37	DND	INJ	0-0,1/1 11:16
Nov 5	Vs CGY	0-0,3/0 19:35	INJ	1-0,3/1 08:47	DND	INJ	0-1,0/1 10:02
Nov 8	@ TOR	0-1,3/1 19:03	INJ	1-0,3/1 13:12	DND	INJ	0-0,3/2 14:15
Nov 10	@ MTL	0-1,2/0 20:35	INJ	0-0,0/-1 09:11	DND	INJ	0-0,2/-1 08:24
Nov 11	@ OTT	0-0,3/0 17:55	INJ	0-0,2/-1 11:45	0-0,1/0 14:51	INJ	0-0,1/-1 12:53
Nov 13	@ WPG	INJ	INJ	0-0,0/1 08:41	1-0,2/1 16:22	INJ	0-0,0/1 12:08
Nov 15	@ COL	INJ	INJ	0-0,1/0 09:04	0-0,2/-1 15:52	INJ	0-0,2/0 12:08
Nov 17	Vs EDM	INJ	INJ	0-1,1/0 12:41	0-0,0/0 13:45	INJ	0-1,0/0 14:05
Nov 19	Vs NJD	INJ	INJ	0-0,4/0 12:40	DND	INJ	0-0,0/0 12:06
Nov 20	@ ANA	INJ	INJ	0-0,1/0 10:21	DND	INJ	0-0,0/0 13:01
Nov 23	Vs NYI	0-1,1/2 19:01	INJ	0-0,1/-1 10:40	DND	INJ	0-0,0/0 09:29
Nov 26	Vs CHI	0-0,3/1 22:47	0-0,0/0 11:49	DND	0-0,0/0 12:42	INJ	0-0,0/0 11:18
Nov 30	Vs SJS	0-0,2/-1 19:54	0-1,4/-1 14:19	DND	DND	INJ	0-0,0/-1 11:48
Dec 1	@ ARI	0-2,2/1 23:44	0-1,6/0 16:17	0-1,1/2 07:55	DND	INJ	0-1,1/2 10:23
Dec 4	Vs MTL	0-3,2/0 25:14	0-0,4/0 17:25	0-1,1/1 10:40	DND	INJ	1-0,2/1 11:09
Dec 8	Vs CAR	0-0,0/-1 19:46	0-1,2/1 16:45	0-0,1/-1 13:48	DND	INJ	0-0,0/0 11:30
Dec 10	Vs OTT	0-0,0/1 21:45	1-0,2/-1 13:18	DND	DND	0-0,0/0 08:28	0-0,1/0 14:35
Dec 13	@ BUF	1-0,1/-2 21:30	0-0,2/1 15:30	0-0,4/-1 11:26	DND	0-0,0/0 10:05	0-0,1/-2 14:38
Dec 15	@ DET	0-0,4/-1 22:42	0-0,0/1 13:47	0-0,1/0 12:19	0-1,0/0 13:34	DND	0-0,0/0 13:14
Dec 16	@ PIT	0-0,3/0 21:13	0-0,1/0 11:05	0-0,3/0 10:27	0-0,0/0 14:40	DND	0-0,2/0 11:27
Dec 18	@ BOS	0-0,1/0 20:32	DND	0-0,1/0 10:38	0-0,1/-1 15:40	0-0,2/-1 13:00	0-0,1/0 13:50
Dec 20	@ CBJ	0-0,0/0 20:32	0-0,3/0 15:58	INJ	DND	0-0,2/0 13:30	0-0,2/0 15:00
Dec 22	@ NSH	0-1,3/1 17:27	0-0,1/1 14:37	INJ	0-0,2/0 15:41	0-0,0/1 11:48	1-0(W),3/1 13:36
Dec 23	@ DAL	0-0,2/-1 19:21	0-0,0/-1 15:07	INJ	DND	0-0,1/-1 07:56	0-0,1/0 13:24
Dec 28	@ VAN	0-0,4/-1 19:54	0-0,3/-1 16:05	0-0,2/0 10:15	DND	DND	0-0,2/0 12:29
Dec 29	@ EDM	0-0,2/-1 17:57	0-0,2/0 13:52	0-0,2/0 15:06	DND	DND	1-0,2/1 13:45
Dec 31	Vs SJS	0-0,3/-1 20:18	0-0,2/0 14:51	0-0,1/-1 10:42	DND	DND	0-0,0/0 14:47
Jan 3	@ SJS	0-1,4/0 21:09	0-0,0/-1 14:41	0-0,1/0 11:36	DND	DND	0-0,1/0 14:09
Jan 5	Vs DET	0-0,0/-1 17:11	0-0,4/-1 15:32	0-0,1/0 12:57	DND	DND	0-0,2/0 14:16
Jan 7	Vs MIN	0-1,1/1 18:38	1-0,4/0 15:24	0-0,3/0 10:49	DND	DND	0-0,0/0 13:59
Jan 9	Vs DAL	1-1,1/-1 19:01	0-0,1/-1 15:54	0-0,2/-1 14:33	DND	DND	1-0,2/0 12:13
Jan 12	Vs STL	0-1,0/1 19:19	0-2,0/1 13:24	0-0,1/0 09:22	DND	DND	0-0,1/0 13:02
Jan 14	Vs WPG	0-3,2/3 22:43	1-0,6/2 15:56	0-0,1/0 11:18	DND	DND	0-0,5/0 11:45
Jan 16	Vs TBL	INJ	0-0,3/0 16:29	1-0,2/0 12:48	DND	0-0,1/0 13:20	0-0,0/0 13:30
Jan 18	Vs SJS	0-0,0/-1 17:57	1-0,2/0 17:26	0-1,2/1 09:07	DND	DND	0-0,3/-1 14:29
Jan 21	@ NYI	0-1,1/1 24:19	0-0,3/0 17:04	0-0,0/0 10:08	0-0,0/-1 13:00	0-1,4/0 12:09	0-0,0/0 12:15
Jan 23	@ NYR	0-0,2/-1 22:18	0-0,2/-1 17:33	1-0,6/-1 11:27	DND	0-1,1/2 11:22	0-0,1/-1 09:50
Jan 24	@ NJD	1-0,3/0 18:54	0-1,5/1 17:05	0-0,0/-1 11:56	DND	0-0,0/0 13:16	0-1,1/1 14:26
Jan 26	@ CAR	0-1,2/2 20:29	1-0(W),2/1 12:39	1-0,1/1 13:08	DND	0-0,4/1 14:11	0-0,0/0 11:41
Jan 31	@ ARI	1-2,4/1 20:26	0-1,2/1 15:53	0-0,4/0 12:16	DND	0-0,0/-1 11:27	0-0,1/0 11:34
Feb 1	Vs COL	0-1,2/1 20:26	1-0(W),3/2 16:34	0-0,2/0 13:00	DND	DND	0-0,0/0 13:04
Feb 4	@ PHI	0-1,3/1 21:01	0-0,2/0 13:38	0-0,1/0 11:31	MIN	DND	0-0,0/0 11:57
Feb 5	@ WSH	0-0,2/-1 20:50	0-0,1/-1 17:00	0-0,2/-1 09:38	MIN	DND	0-0,2/-1 14:02
Feb 7	@ TBL	0-0,3/-1 19:32	0-0,2/-1 15:52	0-0,1/0 12:41	MIN	0-0,1/0 14:01	0-0,1/-1 14:02
Feb 9	@ FLA	0-0,1/-1 21:00	0-0,3/0 11:02	0-0,1/0 09:29	MIN	0-0,0/-2 15:14	0-0,1/1 12:44
Feb 16	Vs ARI	0-1,3/-2 21:23	0-0,2/-2 15:11	0-0,1/-1 13:30	To WSH	DND	0-0,0/0 08:34
Feb 18	Vs FLA	0-0,3/-1 18:53	0-0,5/-1 15:05	0-0,0/0 07:32		0-0,0/0 05:29	0-1,0/0 14:21
Feb 19	@ ANA	0-0,2/0 21:18	0-0,2/0 13:56	0-0,1/0 08:57		DND	0-0,2/0 14:50
Feb 21	@ COL	0-0,1/0 18:26	0-0,3/0 13:23	0-0,1/0 08:47		DND	0-0,3/0 14:29
Feb 23	Vs BOS	0-0,1/-3 20:18	0-0,0/0 11:23	0-0,1/0 08:34		DND	0-0,1/-1 12:42
Feb 25	Vs ANA	0-2,4/2 20:54	DND	0-0,2/0 09:32		DND	0-0,0/0 13:53
Feb 27	@ MIN	0-0,1/-3 18:57	1-1,2/0 14:59	0-0,3/0 09:54		DND	1-1,2/1 14:56
Feb 28	@ CGY	0-1,4/-1 19:51	0-0,1/0 16:52	0-0,0/0 10:15		0-0,2/0 09:41	0-0,2/-1 16:17
Mar 2	Vs TOR	1-0,1/1 22:32	0-0,2/0 17:23	0-0,3/0 09:54		DND	0-0,1/0 08:17
Mar 4	Vs VAN	1-0,1/-2 20:50	0-0,3/-2 14:18	0-0,3/0 11:18		0-0,2/0 10:38	INJ
Mar 9	Vs NSH	0-0,2/-2 22:41	1-1,3/-2 18:59	0-0,1/0 06:17		0-0,0/0 08:11	INJ
Mar 11	Vs WSH	1-1,3/0 21:02	1-0,2/1 18:54	0-0,0/0 08:03		0-0,0/0 08:13	INJ
Mar 13	Vs STL	0-0,1/0 22:06	0-0,0/0 13:05	0-0,1/0 10:44		0-0,3/0 10:57	INJ
Mar 14	Vs ARI	0-2,3/0 23:18	0-0,3/0 13:49	0-0,0/0 08:53		0-0,4/0 07:57	INJ
Mar 16	Vs BUF	0-1,0/1 21:12	0-0,5/0 12:54	0-0,3/0 09:16		0-0,3/0 08:46	INJ
Mar 19	@ CGY	1-0,1/-1 20:49	0-0,2/-2 11:18	0-0,3/1 13:58		0-0,0/1 13:36	INJ
Mar 20	@ EDM	0-0,1/0 24:02	0-0,3/0 13:45	0-0,1/0 13:04		DND	INJ
Mar 23	Vs WPG	1-1,2/-1 22:16	1-0(W),2/0 11:59	0-0,1/0 11:11		DND	INJ
Mar 25	Vs NYR	0-0,0/-1 21:14	0-0,1/-1 13:27	DND		0-0,1/0 11:52	INJ
Mar 28	@ EDM	0-0,1/-1 18:01	DND	0-0,1/-1 10:33		DND	INJ
Mar 29	@ CGY	1-1,4/3 20:34	0-2,1/3 13:45	0-0,5/-1 13:55		0-0,0/0 02:10	0-0,1/0 14:45
Mar 31	@ VAN	0-0,1/0 20:44	0-0,0/0 15:13	0-0,3/0 12:23		DND	0-1,0/1 15:57
Apr 2	Vs ARI	0-1,4/0 22:56	0-0,1/0 12:21	0-0,0/-1 08:58		DND	0-0,1/0 12:51
Apr 4	Vs EDM	0-0,1/1 17:33	DND	0-1,4/1 10:42		DND	1-3,2/1 14:19
Apr 6	Vs CGY	0-0,2/-3 17:51	DND	DND		0-0,2/0 11:12	0-0,1/0 13:27
Apr 8	Vs CHI	0-3,0/1 21:15	0-0,2/-1 13:59	0-0,0/0 09:42		DND	0-0,1/0 16:13
Apr 9	@ ANA	0-0,2/0 19:55	0-0,1/1 12:24	1-0,1/1 09:45		0-0,1/-1 12:41	0-0,2/-1 14:43

Skaters: Goals-Assists (Game Winning), Shots / (+/-), TOI **Goalies:** Goals Allowed / Shots, Decision, Minutes Played

KINGS 2016-17
PLAYER GAME-BY-GAME RESULTS

Date	Opp.	LEWIS #22	BROWN #23	FORBORT #24	DOWD #26	MARTINEZ #27	LADUE #38
Oct 12	@ SJS	0-0,2/0 15:35	0-0,2/-1 17:32	0-0,0/0 14:17	DND	0-0,1/0 21:17	MIN
Oct 14	Vs PHI	0-0,1/-3 15:00	0-0,1/0 16:01	0-0,0/-2 13:02	DND	0-1,2/1 22:09	MIN
Oct 18	@ MIN	0-0,2/-4 12:36	0-0,2/-3 15:57	0-0,1/-1 14:39	0-0,0/-2 09:03	0-0,2/-1 20:16	MIN
Oct 20	@ DAL	0-0,1/0 10:40	0-1,2/-1 13:57	0-0,0/0 08:02	1-0,5/0 12:01	1-1(W),4/1 25:58	MIN
Oct 22	Vs VAN	0-0,1/0 11:30	1-2,1/2 16:16	0-0,2/0 11:02	0-1,0/1 09:49	0-1,1/0 21:48	MIN
Oct 25	Vs CBJ	0-0,3/1 10:08	0-1,3/0 16:58	0-0,1/1 14:05	0-0,1/0 15:46	1-0(W),3/0 21:46	MIN
Oct 27	Vs NSH	0-0,5/0 12:48	0-0,2/1 17:38	0-0,1/-1 11:38	0-2,1/1 16:08	0-2,4/1 22:46	MIN
Oct 29	@ STL	0-0,1/-1 11:07	0-0,1/0 17:22	0-0,0/0 13:49	0-0,1/0 13:09	0-0,3/-1 23:49	MIN
Oct 30	@ CHI	0-0,4/0 13:24	0-0,0/0 16:12	0-0,1/0 12:09	0-0,0/0 12:14	0-0,4/-1 26:26	MIN
Nov 1	Vs ANA	0-0,1/-2 18:36	0-0,2/-2 18:11	0-0,1/0 12:18	0-0,1/-2 17:00	0-0,3/-1 25:37	MIN
Nov 3	Vs PIT	1-0,1/1 11:29	0-0,3/-1 15:56	0-0,1/-2 22:55	1-0(W),1/0 15:57	0-2,0/2 25:01	MIN
Nov 5	Vs CGY	1-0,1/2 10:14	0-2,2/3 16:15	0-0,0/3 18:32	0-1,2/3 14:46	0-0,3/1 24:11	MIN
Nov 8	@ TOR	0-1,1/2 14:08	1-0(W),3/1 14:22	0-3,2/3 17:40	0-1,0/1 13:16	0-0,2/1 22:12	MIN
Nov 10	@ MTL	0-0,0/-2 09:34	0-0,2/-1 18:08	0-0,0/-1 19:19	0-0,1/-1 16:26	0-0,4/-4 22:25	MIN
Nov 11	@ OTT	0-0,0/0 12:39	0-0,2/-1 16:29	0-0,3/0 22:11	0-0,1/0 13:49	0-0,2/-1 21:30	MIN
Nov 13	@ WPG	0-1,2/1 15:34	0-0,3/0 19:39	0-0,0/0 22:38	0-0,1/0 18:30	0-0,0/1 23:24	MIN
Nov 15	@ COL	0-0,1/0 13:25	1-0,6/-4 16:10	0-0,1/0 19:41	0-1,4/-4 12:38	0-0,0/-3 21:33	MIN
Nov 17	Vs EDM	0-0,1/0 13:51	0-0,2/1 15:00	1-1,2/1 22:12	0-1,1/1 12:59	0-1,2/1 23:13	MIN
Nov 19	Vs NJD	0-0,0/0 16:55	0-0,3/1 16:12	0-0,1/0 23:44	0-1,0/0 12:33	1-0,4/2 22:30	MIN
Nov 20	@ ANA	0-0,1/0 13:27	0-0,4/-1 16:16	0-0,1/1 23:17	0-0,2/-1 12:00	0-1,0/-1 22:17	MIN
Nov 23	Vs NYI	0-2,0/3 15:14	0-0,6/-1 16:08	0-1,2/2 21:52	0-0,2/-1 13:14	1-0,2/1 20:30	MIN
Nov 26	Vs CHI	0-0,5/0 15:51	0-0,0/-1 13:50	0-0,3/-1 21:25	0-0,1/-1 12:31	1-0,3/1 22:24	MIN
Nov 30	Vs SJS	0-0,1/-1 16:53	1-0,3/-1 13:06	0-0,0/-2 20:57	0-1,0/0 13:15	0-0,3/-1 20:25	MIN
Dec 1	@ ARI	1-0(W),3/0 11:59	0-1,1/1 15:14	0-0,1/0 20:59	0-0,1/0 12:58	0-0,2/0 23:06	MIN
Dec 4	Vs MTL	1-0,4/0 17:30	0-0,0/-1 15:46	0-1,0/1 23:38	0-0,1/-1 12:15	0-0,1/0 24:44	MIN
Dec 8	Vs CAR	0-0,1/-1 14:45	0-0,0/-2 14:20	0-0,0/0 17:11	0-0,1/-1 14:28	0-0,1/-1 22:31	MIN
Dec 10	Vs OTT	1-1,3/1 16:05	0-1,1/1 16:22	0-1,0/1 21:43	DND	1-0(W),2/-1 23:41	MIN
Dec 13	@ BUF	0-1,2/-2 17:24	0-0,3/-2 13:28	0-1,0/1 22:29	DND	0-0,2/-3 21:30	MIN
Dec 15	@ DET	0-0,1/-1 13:58	0-2,2/2 15:31	1-0,3/1 19:24	1-0(W),4/1 12:48	0-1,1/2 22:44	MIN
Dec 16	@ PIT	0-0,0/0 16:20	0-0,1/0 14:49	0-0,1/0 22:29	0-0,2/0 12:31	0-1,1/1 19:50	MIN
Dec 18	@ BOS	0-0,2/0 15:10	INJ	0-0,1/0 21:12	0-0,1/-1 11:04	0-0,2/0 21:02	MIN
Dec 20	@ CBJ	0-0,4/0 18:06	INJ	0-0,2/-1 24:00	0-0,2/0 15:41	0-1,4/-1 21:12	MIN
Dec 22	@ NSH	0-1,1/1 14:06	0-1,0/1 15:18	0-0,1/0 22:41	1-0,2/1 14:04	0-1,1/4 20:53	MIN
Dec 23	@ DAL	0-0,1/0 15:10	0-0,2/0 18:43	0-1,3/0 24:47	0-0,0/-1 09:23	0-0,1/-2 22:55	MIN
Dec 28	@ VAN	0-0,4/0 15:53	0-0,3/-1 15:34	0-0,1/-1 22:45	0-0,0/0 12:14	0-0,5/0 22:08	MIN
Dec 29	@ EDM	0-0,2/0 15:20	0-0,0/0 15:49	0-0,0/1 21:24	0-0,2/0 14:24	0-0,0/-2 22:49	MIN
Dec 31	Vs SJS	0-0,1/0 12:52	0-0,4/-1 15:58	0-0,1/0 22:11	0-1,0/0 12:53	0-2,0/2 20:00	MIN
Jan 3	@ SJS	0-0,3/0 13:03	0-0,2/-1 15:36	0-0,2/0 25:07	0-0,1/-1 11:46	0-0,2/-1 22:45	MIN
Jan 5	Vs DET	0-0,3/0 14:22	0-0,2/-1 15:21	0-0,1/-1 21:54	0-0,0/-1 14:13	0-0,2/-1 20:53	MIN
Jan 7	Vs MIN	0-0,4/0 14:51	0-0,2/1 18:15	0-0,2/0 23:54	0-0,3/0 14:14	0-1,0/1 25:06	MIN
Jan 9	Vs DAL	0-1,0/-1 14:45	1-0,1/-1 13:24	0-1,3/1 23:33	0-1,1/-2 15:10	0-1,0/-5 20:34	MIN
Jan 12	Vs STL	1-0(W),7/1 14:43	0-2,1/2 16:24	0-0,1/2 21:06	0-1,2/0 13:37	0-1,1/1 23:19	MIN
Jan 14	Vs WPG	0-0,0/1 16:11	1-0,1/1 16:26	0-1,1/1 22:38	0-0,2/0 13:14	0-1,1/1 19:13	MIN
Jan 16	Vs TBL	0-0,2/0 13:35	0-0,1/-2 16:38	0-0,3/1 21:21	0-0,2/0 13:25	0-0,3/-2 21:38	MIN
Jan 18	Vs SJS	0-0,1/-1 11:20	0-2,1/2 17:28	0-1,1/0 20:07	0-0,0/0 12:56	0-0,1/0 25:17	MIN
Jan 21	@ NYI	0-1,3/0 13:22	0-0,4/0 13:47	0-0,1/0 20:32	0-0,0/-1 06:35	0-0,2/0 20:55	MIN
Jan 23	@ NYR	0-0,1/1 12:43	0-0,3/0 13:24	0-0,1/0 18:51	INJ	0-0,2/0 23:03	MIN
Jan 24	@ NJD	0-0,1/0 13:28	0-0,0/0 17:53	0-0,1/0 20:26	INJ	1-0,4/1 20:42	MIN
Jan 26	@ CAR	1-0,1/1 13:10	0-0,3/0 14:55	0-0,1/1 21:30	INJ	0-1,2/1 21:17	MIN
Jan 31	@ ARI	0-0,2/-1 15:12	0-0,7/1 17:56	0-0,1/0 18:19	0-0,0/-1 12:36	0-0,2/0 19:57	MIN
Feb 1	Vs COL	0-0,2/1 14:16	1-1,6/2 18:47	0-0,1/2 19:45	0-1,1/2 11:01	0-0,0/2 24:09	DND
Feb 4	@ PHI	0-0,0/0 16:24	0-0,1/0 14:46	0-0,1/0 22:55	0-0,0/0 11:36	0-0,1/0 24:14	DND
Feb 5	@ WSH	0-0,3/-1 13:35	0-0,3/-2 16:23	0-0,1/-2 16:36	0-0,1/-1 10:44	0-0,1/-4 19:44	DND
Feb 7	@ TBL	0-0,2/-1 11:43	0-0,1/-1 14:56	0-0,1/-1 19:26	0-0,1/0 13:14	0-0,3/-2 18:52	0-0,0/-2 16:11
Feb 9	@ FLA	0-1,1/0 12:39	1-1,1/2 16:02	0-0,0/-3 19:42	0-0,0/-1 09:32	0-1,0/0 21:44	0-1,1/1 14:55
Feb 16	Vs ARI	0-0,1/0 11:20	1-1,3/1 14:40	0-0,3/0 19:59	0-0,1/-1 12:14	0-0,3/-3 21:04	0-0,2/1 12:53
Feb 18	Vs FLA	0-1,4/0 15:12	0-0,1/0 17:26	0-0,1/0 22:28	DND	0-0,3/-2 19:30	0-1,1/2 14:04
Feb 19	@ ANA	0-0,2/0 15:08	0-0,2/-1 14:48	0-0,3/0 21:03	0-0,1/-1 10:44	0-0,0/0 15:50	0-0,1/0 17:56
Feb 21	@ COL	1-0(W),1/1 15:58	0-0,1/0 16:32	0-0,3/0 20:20	0-0,2/0 09:37	0-0,2/1 18:12	INJ
Feb 23	Vs BOS	0-0,4/0 13:26	0-0,2/0 15:03	0-0,2/0 20:38	0-0,2/-1 12:58	0-1,2/-1 18:57	INJ
Feb 25	Vs ANA	0-0,3/0 16:40	1-0,1/1 16:15	0-0,2/2 22:38	0-0,0/0 09:34	0-0,0/0 18:11	INJ
Feb 27	@ MIN	0-1,2/1 15:09	0-0,2/-1 16:24	0-0,1/0 20:57	0-1,0/1 10:01	0-0,0/-1 19:48	INJ
Feb 28	@ CGY	0-0,0/0 17:49	0-0,2/-1 14:59	0-0,1/0 24:41	0-0,1/0 09:44	0-0,1/0 17:01	0-0,2/-1 18:08
Mar 2	Vs TOR	0-0,3/0 15:31	0-0,7/0 16:28	0-0,3/0 22:34	0-0,2/0 11:51	0-1,2/1 21:45	0-0,2/-2 16:58
Mar 4	Vs VAN	1-0,3/0 13:58	0-0,3/1 13:31	0-1,2/-1 19:11	0-0,1/-1 09:49	1-1,3/1 20:02	0-1,1/-1 15:56
Mar 9	Vs NSH	0-0,0/0 13:30	0-0,1/0 15:37	0-0,1/-1 23:48	0-1,1/0 10:36	0-1,2/-1 18:45	0-1,2/0 18:27
Mar 11	Vs WSH	0-0,0/1 14:47	0-0,1/1 14:47	0-0,0/0 21:27	0-0,0/0 11:28	0-2,1/1 19:41	0-0,1/0 19:38
Mar 13	Vs STL	0-0,1/0 14:26	1-0,2/1 14:49	0-0,3/0 19:32	0-0,0/0 11:31	0-0,3/1 21:04	0-0,2/-1 17:05
Mar 14	Vs ARI	0-0,1/0 13:46	0-0,3/-1 17:43	0-0,1/-1 21:24	0-0,1/0 09:56	0-0,2/0 20:55	0-0,2/0 15:46
Mar 16	Vs BUF	0-0,1/0 12:17	0-2,4/2 18:55	0-0,1/1 21:54	0-0,3/0 09:55	0-0,1/0 20:07	0-0,1/1 18:23
Mar 19	@ CGY	0-0,2/-1 13:13	0-1,3/0 17:29	0-0,0/0 21:13	1-0,1/0 13:36	0-0,1/-1 20:28	0-1,1/-1 16:05
Mar 20	@ EDM	0-0,3/0 14:32	0-0,3/0 14:45	0-0,1/-1 20:34	0-0,1/0 10:43	0-0,3/0 22:35	0-0,1/0 13:48
Mar 23	Vs WPG	0-0,0/0 14:05	0-0,3/0 14:24	0-0,3/0 20:56	0-0,2/0 11:39	0-1,0/1 19:17	0-0,1/0 16:22
Mar 25	Vs NYR	0-0,0/0 14:59	0-0,2/-2 13:47	0-0,2/0 19:24	0-0,0/-1 10:57	0-0,0/-1 21:10	0-0,2/-1 13:26
Mar 28	@ EDM	0-0,1/0 15:22	0-0,3/0 16:45	0-0,0/0 19:05	0-0,0/0 10:45	0-0,2/0 26:04	0-0,0/-2 07:01
Mar 29	@ CGY	1-0,4/1 14:41	0-0,3/0 16:38	0-1,0/1 17:17	DND	0-0,3/1 23:56	DND
Mar 31	@ VAN	0-0,1/0 16:21	0-0,2/1 15:31	0-0,1/1 23:26	DND	0-1,2/1 17:48	0-1,1/0 16:38
Apr 2	Vs ARI	0-0,3/0 13:33	0-0,2/0 18:44	0-0,4/-1 17:22	DND	1-0,1/0 20:42	0-1,1/0 17:14
Apr 4	Vs EDM	1-0,1/-2 14:20	1-1,1/1 17:24	0-0,0/2 22:17	1-0,4/1 13:30	0-0,4/-2 23:03	0-1,2/1 11:53
Apr 6	Vs CGY	1-0,1/-1 15:27	0-0,1/1 15:15	0-1,2/0 19:19	0-0,0/0 12:33	0-0,0/0 19:10	DND
Apr 8	Vs CHI	0-0,2/0 15:07	1-0,2/0 17:47	0-0,0/0 20:02	DND	0-0,1/-1 23:20	0-0,0/0 10:08
Apr 9	@ ANA	0-0,1/-1 15:09	1-0,3/0 14:47	0-1,0/1 20:03	0-1,0/1 12:33	0-1,0/-2 20:16	DND

Skaters: Goals-Assists (Game Winning), Shots / (+/-), TOI **Goalies:** Goals Allowed / Shots, Decision, Minutes Played

LAST SEASON

KINGS 2016-17
PLAYER GAME-BY-GAME RESULTS

Date	Opp.	KEMPE #39	GRAVEL #53	PEARSON #70	NOLAN #71	TOFFOLI #73	KING #74
Oct 12	@ SJS	MIN	MIN	SUS	0-0,1/0 11:09	1-0,5/0 16:05	0-0,0/0 15:22
Oct 14	Vs PHI	MIN	MIN	SUS	0-0,1/-1 09:50	0-0,3/1 20:04	0-1,3/1 16:21
Oct 18	@ MIN	MIN	MIN	2-0,4/1 16:09	0-0,1/-1 05:24	0-1,3/1 20:46	0-0,0/1 19:42
Oct 20	@ DAL	MIN	MIN	1-1,3/3 16:07	DND	0-1,3/0 22:47	0-0,2/-1 16:13
Oct 22	Vs VAN	MIN	MIN	1-0,3/0 17:43	DND	0-0,2/-1 20:30	0-0,1/-1 16:26
Oct 25	Vs CBJ	MIN	MIN	0-1,1/0 15:43	DND	0-2,2/2 18:16	0-0,0/1 18:00
Oct 27	Vs NSH	MIN	MIN	0-0,6/-1 15:10	DND	1-0,6/1 17:12	0-0,3/-1 12:44
Oct 29	@ STL	MIN	MIN	0-0,2/0 16:40	DND	0-0,3/0 18:50	0-0,2/0 13:19
Oct 30	@ CHI	MIN	MIN	0-0,2/-1 13:31	0-0,0/-1 08:41	0-0,5/0 19:28	0-0,0/0 14:42
Nov 1	Vs ANA	MIN	MIN	0-0,1/0 15:53	0-0,0/0 08:12	0-0,2/0 15:57	0-0,3/0 14:24
Nov 3	Vs PIT	MIN	0-0,1/1 13:25	0-1,1/1 17:12	DND	0-0,3/0 14:54	0-0,0/0 14:56
Nov 5	Vs CGY	MIN	0-0,0/1 16:35	0-0,0/0 13:55	DND	0-0,5/1 18:31	0-1,2/1 17:10
Nov 8	@ TOR	MIN	0-1,2/1 19:19	1-0,3/1 14:59	DND	1-1,4/3 16:48	1-1,2/4 13:35
Nov 10	@ MTL	MIN	0-0,2/0 17:31	0-0,0/-1 15:43	DND	1-0,4/-1 16:02	0-0,1/-1 12:39
Nov 11	@ OTT	MIN	0-0,2/0 14:21	0-0,2/0 13:24	DND	0-0,0/-1 16:12	1-0,2/0 14:43
Nov 13	@ WPG	MIN	0-0,1/1 12:03	1-0,3/1 15:33	0-1,0/1 08:34	0-0,3/0 18:41	0-0,2/0 17:36
Nov 15	@ COL	MIN	0-0,0/-1 13:02	0-0,1/0 16:08	0-0,1/0 09:11	0-0,3/0 20:02	0-0,2/0 15:09
Nov 17	Vs EDM	MIN	0-0,0/0 13:02	0-0,3/0 17:13	0-0,0/0 12:42	1-1,3/1 18:53	0-0,0/0 16:11
Nov 19	Vs NJD	MIN	0-0,0/0 16:00	1-0,1/2 16:58	0-0,1/0 11:07	0-1,4/1 18:03	0-1,1/0 13:19
Nov 20	@ ANA	MIN	0-0,1/0 12:15	0-1,0/1 16:02	0-0,1/0 08:38	0-1,2/1 18:37	0-0,1/0 13:38
Nov 23	Vs NYI	MIN	0-0,0/0 14:59	0-0,1/1 15:59	0-0,0/-1 11:22	0-0,3/1 18:38	2-0(W),4/3 16:35
Nov 26	Vs CHI	MIN	0-0,0/0 11:25	0-0,1/1 14:59	0-0,2/0 10:00	0-1,2/2 18:46	0-0,1/0 16:17
Nov 30	Vs SJS	MIN	0-0,0/0 16:35	0-0,0/-2 16:48	0-0,0/-1 11:44	0-0,4/-2 17:13	0-0,4/-1 17:39
Dec 1	@ ARI	MIN	0-0,0/2 09:45	0-0,0/0 15:50	2-0,2/2 08:56	0-0,2/0 19:07	1-0,1/1 14:42
Dec 4	Vs MTL	MIN	0-0,0/-1 09:22	0-0,1/0 15:02	0-1,0/1 10:37	0-0,4/0 16:15	0-0,2/-1 14:06
Dec 8	Vs CAR	MIN	0-0,2/0 14:39	0-0,1/0 14:36	0-0,3/-1 12:53	0-1,2/1 17:24	0-0,0/-2 14:41
Dec 10	Vs OTT	MIN	0-1,1/0 12:14	0-1,0/0 15:53	0-0,1/0 12:55	0-0,0/-1 11:30	0-0,3/0 16:01
Dec 13	@ BUF	MIN	0-0,4/0 15:41	0-0,3/-1 12:52	0-0,1/-1 11:42	0-1,0/1 15:04	0-0,2/-2 15:54
Dec 15	@ DET	MIN	DND	0-0,4/0 14:29	0-0,1/0 12:28	2-1,3/3 15:27	0-1,0/1 13:40
Dec 16	@ PIT	MIN	DND	0-1,1/1 19:01	0-0,1/0 09:00	1-0(W),5/1 15:55	0-0,2/0 16:03
Dec 18	@ BOS	MIN	DND	0-0,2/0 16:55	0-0,0/0 10:14	0-0,0/0 18:32	0-0,1/0 15:02
Dec 20	@ CBJ	MIN	0-0,1/1 13:39	0-0,5/0 14:57	0-0,0/0 11:54	0-0,3/-1 15:05	0-0,2/-1 14:58
Dec 22	@ NSH	MIN	0-0,0/0 13:46	0-1,2/1 15:04	0-1,1/1 13:14	INJ	0-0,2/1 15:25
Dec 23	@ DAL	MIN	0-0,2/0 11:43	0-1,2/1 16:13	0-0,0/-1 09:25	INJ	0-0,1/-1 15:36
Dec 28	@ VAN	MIN	0-0,1/1 14:47	1-0,5/1 16:27	0-0,1/0 10:27	INJ	0-0,1/0 15:42
Dec 29	@ EDM	MIN	0-0,0/0 12:33	0-0,5/-2 15:54	0-0,1/1 11:32	INJ	0-0,0/1 12:03
Dec 31	Vs SJS	MIN	0-0,1/-1 13:50	1-1,3/2 16:21	0-0,1/0 11:51	INJ	0-0,1/0 15:53
Jan 3	@ SJS	MIN	0-0,1/0 12:26	1-0(W),4/1 16:31	0-0,1/0 13:01	INJ	0-0,3/0 14:48
Jan 5	Vs DET	MIN	0-0,1/-1 13:53	0-0,3/-3 15:47	0-0,2/0 13:08	INJ	0-0,1/0 14:28
Jan 7	Vs MIN	MIN	DND	1-0(W),3/1 17:44	0-0,2/0 13:30	INJ	0-0,2/0 15:55
Jan 9	Vs DAL	MIN	DND	0-1,1/-1 16:20	0-0,0/-1 11:38	INJ	0-0,1/-1 13:07
Jan 12	Vs STL	MIN	0-0,2/0 15:20	2-0,3/2 17:00	0-0,1/0 13:47	INJ	0-0,0/0 14:42
Jan 14	Vs WPG	MIN	0-0,0/0 17:51	0-0,2/0 17:34	0-0,0/0 10:21	INJ	0-0,0/0 11:58
Jan 16	Vs TBL	MIN	0-0,0/0 11:25	0-0,4/-1 17:54	0-0,1/1 14:01	INJ	0-0,0/0 14:14
Jan 18	Vs SJS	MIN	0-0,2/0 12:25	1-0,3/1 18:23	0-0,1/-1 10:36	INJ	0-0,1/-1 14:58
Jan 21	@ NYI	MIN	0-0,3/-1 14:47	0-0,3/0 18:07	0-0,1/0 10:26	INJ	0-0,3/0 17:03
Jan 23	@ NYR	MIN	0-0,0/-1 11:25	0-0,2/0 16:10	1-1,1/0 09:49	INJ	0-0,3/0 17:26
Jan 24	@ NJD	MIN	0-0,1/1 14:09	1-0(W),3/0 12:53	0-0,1/0 16:03	INJ	0-0,1/1 13:36
Jan 26	@ CAR	MIN	0-0,1/1 12:56	0-1,2/1 14:23	0-0,2/1 12:05	INJ	0-0,3/0 15:24
Jan 31	@ ARI	MIN	0-0,2/-1 14:52	0-0,1/0 15:20	1-0,2/0 13:51	INJ	0-1,2/0 15:59
Feb 1	Vs COL	MIN	0-1,1/2 13:09	0-0,2/1 15:20	0-0,2/0 06:55	INJ	1-0,3/1 14:46
Feb 4	@ PHI	MIN	0-0,3/0 13:01	0-0,2/0 17:06	INJ	0-0,1/0 15:12	0-0,1/0 16:55
Feb 5	@ WSH	MIN	0-0,0/-1 14:11	0-0,1/-2 15:56	INJ	0-0,3/-1 16:33	0-0,1/-1 14:22
Feb 7	@ TBL	MIN	DND	0-0,2/-1 13:32	INJ	0-0,3/-3 14:28	0-0,0/-2 13:34
Feb 9	@ FLA	MIN	DND	1-2(W),4/2 17:07	INJ	1-0,2/0 17:06	1-0,1/1 12:42
Feb 16	Vs ARI	0-0,2/-1 15:18	DND	2-1,4/0 17:27	INJ	0-0,4/-1 16:38	0-0,1/0 08:46
Feb 18	Vs FLA	0-0,0/-1 13:10	DND	1-0,4/0 19:03	INJ	0-0,2/-1 16:44	1-0,4/1 13:43
Feb 19	@ ANA	0-0,0/0 08:30	DND	0-0,2/0 18:20	INJ	0-0,1/-1 17:04	0-0,0/0 15:26
Feb 21	@ COL	0-1,2/1 10:04	0-0,2/0 15:37	0-1,1/1 17:55	INJ	1-0,4/0 15:36	0-0,0/-1 15:44
Feb 23	Vs BOS	0-1,3/-2 12:45	1-0,1/-3 17:52	0-0,1/0 18:14	INJ	0-0,0/-1 16:47	0-0,2/-1 15:05
Feb 25	Vs ANA	0-0,3/1 14:37	0-1,2/1 15:01	0-3,2/2 17:26	0-0,0/0 06:36	2-0(W),4/1 15:02	0-0,1/0 14:00
Feb 27	@ MIN	0-0,2/-1 13:11	0-0,0/0 14:54	1-0,5/0 17:15	INJ	0-0,1/0 14:10	0-1,0/1 12:28
Feb 28	@ CGY	DND	DND	1-0,4/0 16:52	INJ	0-0,0/0 13:53	0-0,1/-1 16:56
Mar 2	Vs TOR	0-0,0/0 10:36	DND	1-0,2/-1 18:45	INJ	0-1,3/-1 19:22	To MTL
Mar 4	Vs VAN	0-2,3/0 12:24	DND	0-0,3/0 19:02	INJ	0-0,1/-1 17:01	
Mar 9	Vs NSH	0-0,0/0 11:48	DND	0-0,4/0 17:31	INJ	0-0,2/0 15:39	
Mar 11	Vs WSH	1-0(W),1/1 13:01	0-1,1/1 11:35	0-1,3/-1 15:55	INJ	0-1,1/0 11:42	
Mar 13	Vs STL	0-0,4/1 14:00	DND	0-0,3/-2 16:31	INJ	0-1,4/-1 14:22	
Mar 14	Vs ARI	0-0,0/-1 15:12	0-0,5/0 15:36	0-0,5/-1 17:42	INJ	2-0,6/1 18:32	
Mar 16	Vs BUF	1-0,3/1 13:29	0-0,2/0 13:42	0-0,3/1 16:22	INJ	0-0,1/0 16:53	
Mar 19	@ CGY	0-0,0/-1 10:39	0-0,1/-1 12:41	0-0,0/0 15:13	INJ	0-0,0/-2 11:59	
Mar 20	@ EDM	0-0,1/0 11:15	DND	0-0,2/-1 17:49	0-0,0/0 09:47	0-0,3/0 13:06	
Mar 23	Vs WPG	0-0,2/0 09:46	DND	1-0,4/1 18:32	0-0,0/0 10:40	0-2,2/1 17:19	
Mar 25	Vs NYR	0-0,0/0 10:54	DND	0-0,4/0 18:02	DND	0-0,5/0 17:40	
Mar 28	@ EDM	0-0,2/0 14:36	DND	0-0,3/0 16:17	0-0,0/0 10:38	0-0,6/0 15:16	
Mar 29	@ CGY	0-0,1/0 12:17	0-0,0/1 16:05	0-0,2/-1 15:51	DND	0-0,0/0 13:24	
Mar 31	@ VAN	0-0,1/0 09:30	DND	0-0,0/0 13:52	DND	1-0,2/1 12:27	
Apr 2	Vs ARI	0-0,1/-1 12:56	DND	0-0,4/0 14:50	0-0,1/-1 08:48	0-0,2/0 16:21	
Apr 4	Vs EDM	0-0,0/0 13:07	DND	1-0(W),1/1 16:47	DND	0-1,1/2 15:54	
Apr 6	Vs CGY	0-0,1/0 14:44	0-0,0/-1 18:32	0-0,3/-3 16:56	DND	0-0,4/0 15:13	
Apr 8	Vs CHI	0-0,0/0 07:57	DND	0-0,1/-1 17:51	DND	1-0,4/-1 14:27	
Apr 9	@ ANA	DND	0-1,0/1 17:26	0-1,0/-1 14:46	DND	0-0,0/0 13:30	

Skaters: Goals-Assists (Game Winning), Shots / (+/-), TOI **Goalies:** Goals Allowed / Shots, Decision, Minutes Played

LAST SEASON

KINGS 2016-17
PLAYER GAME-BY-GAME RESULTS

Date	Opp.	BRODZINSKI ##76	CARTER #77	IGINLA #88	CAMPBELL #1	BISHOP #31	BUDAJ #31
Oct 12	@ SJS	MIN	0-0,1/0 15:17		MIN		MIN
Oct 14	Vs PHI	MIN	0-0,3/-3 18:11		MIN		DNP
Oct 18	@ MIN	MIN	0-2,1/2 17:49		MIN		0/9 19:53
Oct 20	@ DAL	MIN	1-1,3/2 19:58		MIN		3/20 W 61:20
Oct 22	Vs VAN	MIN	0-0,5/0 20:32		DNP		3/25 W 65:00
Oct 25	Vs CBJ	MIN	0-0,2/-1 15:57		DNP		2/21 W 61:14
Oct 27	Vs NSH	MIN	1-0(W),6/0 19:56		DNP		2/26 W 64:31
Oct 29	@ STL	MIN	0-0,3/0 18:57		DNP		1/25 L 59:45
Oct 30	@ CHI	MIN	0-0,2/-1 18:23		DNP		2/28 L 59:45
Nov 1	Vs ANA	MIN	0-0,4/0 16:20		0/5 20:00		4/16 L 40:00
Nov 3	Vs PIT	MIN	0-1,2/0 16:23		DNP		2/23 W 62:30
Nov 5	Vs CGY	MIN	1-0(W),4/1 17:45		DNP		0/24 W 60:00
Nov 8	@ TOR	MIN	2-0,3/3 16:04		MIN		0/19 W 59:52
Nov 10	@ MTL	MIN	0-1,1/-2 19:03		MIN		3/22 L 59:53
Nov 11	@ OTT	MIN	0-1,3/0 16:25		MIN		2/15 L 20:00
Nov 13	@ WPG	MIN	0-0,2/0 18:38		DNP		2/29 O 64:43
Nov 15	@ COL	MIN	0-0,3/-1 20:50		DNP		3/29 L 59:45
Nov 17	Vs EDM	MIN	1-1(W),5/1 20:19		DNP		2/30 W 59:44
Nov 19	Vs NJD	MIN	1-0(W),6/1 20:12		MIN		2/23 W 60:00
Nov 20	@ ANA	MIN	2-1(W),8/1 20:08		MIN		2/30 W 59:31
Nov 23	Vs NYI	MIN	0-0,2/1 18:28		MIN		2/24 W 60:00
Nov 26	Vs CHI	MIN	1-1(W),4/2 18:32		MIN		1/19 W 60:57
Nov 30	Vs SJS	MIN	0-0,3/-2 17:08		MIN		3/23 L 59:28
Dec 1	@ ARI	MIN	0-0,3/0 18:14		MIN		2/6 20:00
Dec 4	Vs MTL	MIN	1-1,1/0 19:53		MIN		4/30 O 64:49
Dec 8	Vs CAR	MIN	0-0,3/0 20:03		MIN		DNP
Dec 10	Vs OTT	MIN	1-0,3/-1 16:41		MIN		1/20 W 59:58
Dec 13	@ BUF	MIN	2-0,8/0 15:15		MIN		4/22 52:53
Dec 15	@ DET	MIN	0-0,4/2 15:11		MIN		DNP
Dec 16	@ PIT	MIN	0-0,1/0 16:53		MIN		0/39 W 61:00
Dec 18	@ BOS	MIN	0-0,0/0 18:00		MIN		1/30 L 59:00
Dec 20	@ CBJ	MIN	2-0,6/-1 17:07		MIN		2/27 O 65:00
Dec 22	@ NSH	MIN	1-0,2/1 17:56		MIN		0/28 W 60:00
Dec 23	@ DAL	MIN	2-0,4/0 20:06		MIN		DNP
Dec 28	@ VAN	MIN	0-1,1/1 17:48		MIN		2/20 L 58:48
Dec 29	@ EDM	MIN	0-0,2/-2 17:25		MIN		2/34 L 59:19
Dec 31	Vs SJS	MIN	1-0(W),4/2 18:05		MIN		2/20 W 60:00
Jan 3	@ SJS	MIN	1-1,6/1 18:00		MIN		1/27 W 60:51
Jan 5	Vs DET	MIN	0-0,1/-2 14:19		MIN		DNP
Jan 7	Vs MIN	MIN	1-2,2/0 19:22		MIN		3/24 W 63:14
Jan 9	Vs DAL	MIN	0-1,0/-3 17:48		MIN		5/22 L 50:52
Jan 12	Vs STL	MIN	0-2,0/2 19:37		MIN		1/22 W 59:28
Jan 14	Vs WPG	MIN	1-0(W),5/1 18:53		MIN		2/28 W 61:18
Jan 16	Vs TBL	MIN	0-0,2/-1 19:15		MIN		2/29 L 58:56
Jan 18	Vs SJS	MIN	0-0,2/1 19:20		MIN		3/27 L 58:46
Jan 21	@ NYI	MIN	1-0,4/0 19:32		MIN		3/35 L 59:27
Jan 23	@ NYR	MIN	0-0,4/0 17:25		MIN		DNP
Jan 24	@ NJD	MIN	0-2,1/0 14:23		MIN		1/25 W 60:00
Jan 26	@ CAR	MIN	0-0,1/0 16:50		MIN		0/22 W 59:59
Jan 31	@ ARI	MIN	0-1,3/0 15:43		MIN		2/32 W 59:47
Feb 1	Vs COL	MIN	2-0,8/1 17:14		MIN		0/22 W 60:00
Feb 4	@ PHI	MIN	1-0(W),8/1 19:41		MIN		0/17 W 62:30
Feb 5	@ WSH	MIN	0-0,3/-1 18:32		MIN		4/15 L 39:21
Feb 7	@ TBL	MIN	0-0,0/-3 14:25		MIN		5/21 L 59:56
Feb 9	@ FLA	MIN	2-2,4/3 15:24		MIN		3/39 W 59:57
Feb 16	Vs ARI	MIN	0-1,7/0 17:52		MIN		4/21 L 59:26
Feb 18	Vs FLA	MIN	0-1,4/0 20:23		MIN		3/25 L 58:51
Feb 19	@ ANA	MIN	0-0,3/0 18:13		MIN		1/29 L 58:26
Feb 21	@ COL	MIN	0-0,1/1 17:29		MIN		1/25 W 60:00
Feb 23	Vs BOS	MIN	0-0,2/-2 19:35		MIN		2/23 L 59:41
Feb 25	Vs ANA	MIN	1-1,4/2 17:26		MIN	From TBL	DNP
Feb 27	@ MIN	MIN	0-0,3/-1 19:00		MIN	DNP	To TBL
Feb 28	@ CGY	MIN	0-1,2/-1 16:25	From COL	MIN	2/30 O 61:47	
Mar 2	Vs TOR	MIN	0-0,2/-2 21:56	0-0,0/0 15:46	MIN	DNP	
Mar 4	Vs VAN	MIN	0-0,6/-1 20:37	0-0,2/-2 13:49	MIN	4/21 L 57:31	
Mar 9	Vs NSH	MIN	0-1,2/0 20:52	2-0(W),6/-2 20:02	MIN	DNP	
Mar 11	Vs WSH	MIN	1-1,2/0 17:49	0-0,3/0 18:34	MIN	DNP	
Mar 13	Vs STL	MIN	0-0,3/-2 17:50	0-0,2/-1 16:15	MIN	DNP	
Mar 14	Vs ARI	MIN	0-1,4/0 21:43	0-0,0/-1 16:46	MIN	2/32 O 65:00	
Mar 16	Vs BUF	MIN	0-0,1/0 16:59	1-0(W),1/1 18:55	MIN	DNP	
Mar 19	@ CGY	MIN	0-0,3/-2 15:43	0-1,0/-1 16:28	MIN	2/16 L 46:05	
Mar 20	@ EDM	MIN	0-0,3/-1 17:32	0-0,4/-1 15:47	MIN	DNP	
Mar 23	Vs WPG	DND	0-1,4/2 16:39	0-0,1/-1 16:41	MIN	2/21 W 59:55	
Mar 25	Vs NYR	0-0,3/-1 11:07	0-0,4/0 18:36	0-0,3/-1 16:48	MIN	DNP	
Mar 28	@ EDM	0-0,5/0 13:53	0-0,5/0 16:49	1-0,2/-1 17:26	MIN	DNP	
Mar 29	@ CGY	DND	1-0,1/1 16:21	1-1(W),1/3 13:42	MIN	1/26 W 59:58	
Mar 31	@ VAN	0-0,2/0 14:31	0-0,4/0 15:37	1-0(W),2/0 13:54	MIN	DNP	
Apr 2	Vs ARI	DND	0-0,4/0 20:33	0-0,0/0 18:38	MIN	DNP	
Apr 4	Vs EDM	0-2,1/3 11:51	0-0,0/0 16:09	0-0,1/0 14:55	MIN	DNP	
Apr 6	Vs CGY	0-0,5/0 12:17	0-1,0/1 18:29	0-0,2/-1 16:00	MIN	4/24 L 59:45	
Apr 8	Vs CHI	0-0,1/0 10:04	0-3,4/1 18:25	0-0,2/0 14:19	MIN	DNP	
Apr 9	@ ANA	DND	0-0,0/0 18:00	0-1,1/-1 15:42	MIN	DNP	

Skaters: Goals-Assists (Game Winning), Shots / (+/-), TOI **Goalies:** Goals Allowed / Shots, Decision, Minutes Played

KINGS 2016-17 PLAYER GAME-BY-GAME RESULTS

Date	Opp.	QUICK #32	ZATKOFF #37
Oct 12	@ SJS	1/15 19:56	1/16 L 38:56
Oct 14	Vs PHI	INJ	4/30 L 58:28
Oct 18	@ MIN	INJ	5/16 L 40:00
Oct 20	@ DAL	INJ	DNP
Oct 22	Vs VAN	INJ	INJ
Oct 25	Vs CBJ	INJ	INJ
Oct 27	Vs NSH	INJ	INJ
Oct 29	@ STL	INJ	INJ
Oct 30	@ CHI	INJ	INJ
Nov 1	Vs ANA	INJ	INJ
Nov 3	Vs PIT	INJ	INJ
Nov 5	Vs CGY	INJ	INJ
Nov 8	@ TOR	INJ	DNP
Nov 10	@ MTL	INJ	DNP
Nov 11	@ OTT	INJ	0/18 39:39
Nov 13	@ WPG	INJ	INJ
Nov 15	@ COL	INJ	INJ
Nov 17	Vs EDM	INJ	INJ
Nov 19	Vs NJD	INJ	DNP
Nov 20	@ ANA	INJ	DNP
Nov 23	Vs NYI	INJ	DNP
Nov 26	Vs CHI	INJ	DNP
Nov 30	Vs SJS	INJ	DNP
Dec 1	@ ARI	INJ	1/26 W 40:00
Dec 4	Vs MTL	INJ	DNP
Dec 8	Vs CAR	INJ	3/18 L 58:04
Dec 10	Vs OTT	INJ	DNP
Dec 13	@ BUF	INJ	1/3 L 06:12
Dec 15	@ DET	INJ	1/18 W 60:00
Dec 16	@ PIT	INJ	DNP
Dec 18	@ BOS	INJ	DNP
Dec 20	@ CBJ	INJ	DNP
Dec 22	@ NSH	INJ	DNP
Dec 23	@ DAL	INJ	3/31 O 61:07
Dec 28	@ VAN	INJ	DNP
Dec 29	@ EDM	INJ	DNP
Dec 31	Vs SJS	INJ	DNP
Jan 3	@ SJS	INJ	DNP
Jan 5	Vs DET	INJ	4/22 L 60:00
Jan 7	Vs MIN	INJ	DNP
Jan 9	Vs DAL	INJ	0/3 08:46
Jan 12	Vs STL	INJ	DNP
Jan 14	Vs WPG	INJ	DNP
Jan 16	Vs TBL	INJ	DNP
Jan 18	Vs SJS	INJ	DNP
Jan 21	@ NYI	INJ	DNP
Jan 23	@ NYR	INJ	3/17 L 59:12
Jan 24	@ NJD	INJ	DNP
Jan 26	@ CAR	INJ	DNP
Jan 31	@ ARI	INJ	DNP
Feb 1	Vs COL	INJ	DNP
Feb 4	@ PHI	INJ	DNP
Feb 5	@ WSH	INJ	1/5 20:00
Feb 7	@ TBL	INJ	DNP
Feb 9	@ FLA	INJ	DNP
Feb 16	Vs ARI	INJ	DNP
Feb 18	Vs FLA	INJ	DNP
Feb 19	@ ANA	INJ	DNP
Feb 21	@ COL	INJ	DNP
Feb 23	Vs BOS	INJ	DNP
Feb 25	Vs ANA	1/33 W 60:00	MIN
Feb 27	@ MIN	5/35 O 60:12	MIN
Feb 28	@ CGY	DNP	MIN
Mar 2	Vs TOR	2/31 W 64:33	MIN
Mar 4	Vs VAN	DNP	MIN
Mar 9	Vs NSH	2/23 W 63:33	MIN
Mar 11	Vs WSH	2/19 W 60:00	MIN
Mar 13	Vs STL	2/25 L 57:47	MIN
Mar 14	Vs ARI	DNP	MIN
Mar 16	Vs BUF	0/26 W 60:00	MIN
Mar 19	@ CGY	2/7 11:36	MIN
Mar 20	@ EDM	2/31 L 57:26	MIN
Mar 23	Vs WPG	DNP	MIN
Mar 25	Vs NYR	2/19 L 56:53	MIN
Mar 28	@ EDM	2/29 L 58:45	MIN
Mar 29	@ CGY	DNP	MIN
Mar 31	@ VAN	0/35 W 60:00	MIN
Apr 2	Vs ARI	2/15 L 58:56	MIN
Apr 4	Vs EDM	4/27 W 60:00	MIN
Apr 6	Vs CGY	DNP	MIN
Apr 8	Vs CHI	2/27 W 60:27	MIN
Apr 9	@ ANA	4/24 O 60:53	MIN

Skaters: Goals-Assists (Game Winning), Shots / (+/-), TOI **Goalies:** Goals Allowed / Shots, Decision, Minutes Played

KINGS 2016-17 SEASON TRANSACTIONS

Opening Day Roster – Andy Andreoff, Dustin Brown, Jeff Carter, Kyle Clifford, Drew Doughty, Nic Dowd, Derek Forbort, Marian Gaborik, Tom Gilbert, Matt Greene, Dwight King, Anze Kopitar, Trevor Lewis, Alec Martinez, Brayden McNabb, Jake Muzzin, Jordan Nolan, Tanner Pearson, Teddy Purcell, Jonathan Quick, Devin Setoguchi, Nick Shore, Tyler Toffoli, Jeff Zatkoff

Oct. 1 – Chaz Reddekopp (D) and Austin Wagner (F) re-assigned to junior teams.

Oct. 3 – Michael Amadio (F), Justin Auger (F), Patrick Bjorkstrand (F), Erik Cernak (D), Alex Lintuniemi (D), Joel Lowry (F) and Damir Sharipzianov (D) assigned to Ontario Reign (AHL); Sean Backman (F), Paul Bissonnette (F), Jack Flinn (G), Justin Gutierrez (F), T.J. Hensick (F), Sam Herr (F), Lucas Lessio (F) and Brett Sutter (F) assigned to Ontario Reign Training Camp.

Oct. 4 – Jonny Brodzinski (F), Jack Campbell (G), Andrew Crescenzi (F) and Vincent LoVerde (D) assigned to Ontario Reign (AHL); Thomas McCollum (G) assigned to Ontario Reign Training Camp.

Oct. 5 – Zach Trotman (D) assigned to Ontario Reign (AHL).

Oct. 6 – Marian Gaborik (F) placed on injured reserve.

Oct. 9 – Peter Budaj (G) assigned to Ontario Reign (AHL).

Oct. 11 – Devon Setoguchi (F) signed to a one-year contract; Kevin Gravel (D), Adrian Kempe (F), Paul LaDue (D), Michael Latta (F), Kurtis MacDermid (D), Michael Mersch (F), Rob Scuderi (D) assigned to Ontario; Zachary Leslie (D) and Spencer Watson (F) designated as injured non-roster.

Oct. 13 – Jonathan Quick (G) placed on injured reserve; Peter Budaj (G) recalled from Ontario Reign (AHL).

Oct. 22 – Jeff Zatkoff (G) placed on injured reserve; Jack Campbell (G) recalled from Ontario Reign (AHL) on an emergency recall.

Oct. 30 – Brayden McNabb (D) placed on injured reserve.

Oct. 31 – Rob Scuderi (D) recalled from Ontario (AHL).

Nov. 1 – Rob Scuderi (D) assigned to Ontario (AHL).

Nov. 3 – Kevin Gravel (D) recalled from Ontario (AHL).

Nov. 7 – Jeff Zatkoff (G) activated off of injured reserve; Jack Campbell (G) assigned to Ontario Reign (AHL).

Nov. 12 – Jack Campbell (G) recalled from Ontario Reign (AHL) on an emergency recall.

Nov. 18 – Jack Campbell (G) assigned to Ontario Reign (AHL).

Nov. 26 – Marian Gaborik (F) activated from injured reserve.

Dec. 4 – Andy Andreoff (F) activated from injured reserve; Teddy Purcell (F) assigned to Ontario Reign (AHL).

Dec. 28 – Tyler Toffoli (F) placed on injured reserve (retroactive to Dec. 20).

Dec. 29 – Activated Brayden McNabb (D) from injured reserve.

Jan. 21 – Acquired Cam Schilling (D) from Chicago for Michael Latta (F); Assigned Cam Schilling (D) to Ontario (AHL).

Jan. 30 – Placed Matt Greene (D) on injured reserve retroactive to Jan. 20.

Feb. 2 – Assigned Tom Gilbert (D) to Ontario (AHL).

Feb. 11 – Assigned Paul LaDue (D) and Devin Setoguchi (F) to Ontario (AHL).

Feb. 15 – Acquired conditional fifth-round pick in 2017 NHL Draft from Washington in exchange for Tom Gilbert (D); Recalled Adrian Kempe (F) and Paul LaDue (D) from Ontario (AHL).

Feb. 25 – Activated Jordan Nolan (F) and Jonathan Quick (G) from injured reserve.

Feb. 26 – Acquired Ben Bishop (G) and a fifth-round pick in 2017 NHL Draft from Tampa Bay in exchange for Peter Budaj (G), Erik Cernak (D), a seventh-round pick in 2017 NHL Draft and a conditional pick in 2017 NHL Draft.

March 1 – Acquired a conditional fourth-round pick in 2018 NHL Draft in exchange for Dwight King (F); Acquired Jarome Iginila (F) in exchange for a conditional fourth-round pick in 2018 NHL Draft.

March 23 – Recalled Jonny Brodzinski (F) from Ontario (AHL).

April 10 – Assigned Jonny Brodzinski (F), Adrian Kempe (F) and Paul LaDue (D) to Ontario (AHL).

The Kings hosted their 2016-17 home opener and celebrated the team's 50th Anniversary Season at STAPLES Center vs. the Philadelphia Flyers on October 14, 2016. Members of the original 1967-68 Kings were on hand for the celebration, along with Wayne Gretzky, Dave Taylor, Rogie Vachon, Marcel Dionne, Charlie Simmer, Rob Blake, Luc Robitaille and Jiggs McDonald.

ALL-TIME RECORDS

ALL-TIME TOP TEN

Defenseman Goals

1	Rob Blake	161
2	Steve Duchesne	99
3	**Drew Doughty**	92
4	Marty McSorley	71
5	Lubomir Visnovsky	70
6	Mark Hardy	53
7	Larry Murphy	52
8	**Alec Martinez**	48
9	Garry Galley	44
10	Bob Murdoch	41

KINGS 1967-68 SEASON IN REVIEW

Record: 31-33-10 (72 points)
West Division Finish: 2nd

General Manager: Larry Regan
Head Coach: Red Kelly
Captain: Bob Wall

SCORING

PLAYER	GP	G	A	PTS	PIM	PLAYER	GP	G	A	PTS	PIM
Eddie Joyal	74	23	34	57	20	Brent Hughes	45	4	10	14	36
Bill Flett	73	26	20	46	97	Dave Amadio	58	4	6	10	101
Lowell MacDonald	74	21	24	45	12	Brian Kilrea	25	3	5	8	12
Ted Irvine	73	18	22	40	26	Jim Anderson	7	1	2	3	2
Gord Labossiere	68	13	27	40	31	Jacques Lemieux	16	0	3	3	8
Bill White	74	11	27	38	100	Bill Inglis	12	1	1	2	0
Real Lemieux	74	12	23	35	60	Jim Murray	30	0	2	2	14
Terry Gray	65	12	16	28	22	Jacques Caron	1	0	0	0	0
Howie Menard	35	9	15	24	32	Poul Popiel	1	0	0	0	0
Howie Hughes	74	9	14	23	20	Larry Johnston	4	0	0	0	4
Bob Wall	71	5	18	23	66	Mike Corrigan	5	0	0	0	2
Bryan Campbell	44	6	15	21	16	Terry Sawchuk	36	0	0	0	0
Brian Smith	58	10	9	19	33	Wayne Rutledge	45	0	0	0	4
Doug Robinson	34	9	9	18	6	Team PIM					4
Dale Rolfe	68	3	13	16	84	**Team Totals**	**74**	**200**	**315**	**515**	**812**

GOALTENDER	GP	MIN	GA	SO	EN	SA	S%	AVG	W-L-T
Wayne Rutledge	45	2,444	117	2	2	1,148	.898	2.87	21-15-5
Terry Sawchuk	36	1,936	99	2	2	910	.891	3.07	10-17-5
Jacques Caron	1	60	4	0	0	37	.892	4.00	0-1-0
Empty Net Goals			4			4			
Team Totals	**74**	**4,440**	**224**	**4**	**4**	**2,099**	**.893**	**3.03**	**31-33-10**

RESULTS

1	*Oct. 14		PHILADELPHIA	4-2	W	1-0-0	7,023	38	Jan. 4	@	Pittsburgh	3-4	L	16-19-3	4,202
2	*Oct. 15		MINNESOTA	5-3	W	2-0-0	4,289	39	Jan. 6	@	St. Louis	1-2	L	16-20-3	7,186
3	Oct. 18	@	Oakland	2-2	T	2-0-1	3,419	40	Jan. 7	@	Oakland	0-6	L	16-21-3	4,577
4	Oct. 21	@	St. Louis	3-3	T	2-0-2	7,127	41	Jan. 11		ST. LOUIS	2-2	T	16-21-4	6,894
5	Oct. 22	@	Chicago	5-3	W	3-0-2	16,666	42	Jan. 18		PITTSBURGH	3-2	W	17-21-4	5,877
6	Oct. 25	@	Toronto	2-4	L	3-1-2	15,698	43	Jan. 19		NEW YORK	5-2	W	18-21-4	11,740
7	Oct. 26	@	Boston	0-2	L	3-2-2	12,973	44	Jan. 21	@	Oakland	0-3	L	18-22-4	3,650
8	Oct. 28	@	Pittsburgh	5-3	W	4-2-2	6,500	45	Jan. 24		OAKLAND	1-4	L	18-23-4	7,553
9	**Oct. 31		NEW YORK	1-6	L	4-3-2	5,455	46	Jan. 27	@	Pittsburgh	5-3	W	19-23-4	11,156
10	** Nov. 2		CHICAGO	1-3	L	4-4-2	8,012	47	Jan. 28	@	Philadelphia	2-0	W	20-23-4	13,577
11	Nov. 4	@	Minnesota	2-2	T	4-4-3	10,246	48	Jan. 31	@	Minnesota	1-6	L	20-24-4	10,751
12	Nov. 5	@	Detroit	6-4	W	5-4-3	12,057	49	Feb. 1	@	Detroit	8-6	W	21-24-4	10,267
13	** Nov. 7		OAKLAND	5-4	W	6-4-3	5,164	50	Feb. 3	@	Montreal	1-5	L	21-25-4	15,343
14	** Nov. 9		TORONTO	4-1	W	7-4-3	9,604	51	Feb. 4	@	Chicago	3-5	L	21-26-4	16,666
15	Nov. 15	@	Oakland	1-4	L	7-5-3	3,256	52	Feb. 7		MINNESOTA	2-4	L	21-27-4	7,120
16	**Nov. 17		DETROIT	1-4	L	7-6-3	9,498	53	Feb. 8		PITTSBURGH	3-1	W	22-27-4	6,195
17	**Nov. 19		MONTREAL	4-2	W	8-6-3	9,849	54	Feb. 12		TORONTO	2-0	W	23-27-4	12,307
18	**Nov. 22		OAKLAND	3-1	W	9-6-3	5,301	55	Feb. 14	@	St. Louis	2-2	T	23-27-5	7,652
19	**Nov. 24		PITTSBURGH	5-3	W	10-6-3	6,458	56	Feb. 16		PHILADELPHIA	7-1	W	24-27-5	9,057
20	Nov. 26	@	Philadelphia	2-7	L	10-7-3	11,420	57	Feb. 18		BOSTON	5-6	L	24-28-5	11,066
21	Nov. 29	@	St. Louis	2-3	L	10-8-3	5,583	58	Feb. 24		CHICAGO	3-3	T	24-28-6	15,752
22	Dec. 2	@	Montreal	3-2	W	11-8-3	14,584	59	Feb. 25		ST. LOUIS	4-2	W	25-28-6	7,386
23	Dec. 3	@	New York	2-4	L	11-9-3	14,012	60	Feb. 29	@	Philadelphia	3-1	W	26-28-6	9,115
24	** Dec. 6		ST. LOUIS	3-2	W	12-9-3	4,323	61	Mar. 2	@	Toronto	2-5	L	26-29-6	15,816
25	** Dec. 8		PHILADELPHIA	0-3	L	12-10-3	4,624	62	Mar. 5		MONTREAL	2-6	L	26-30-6	14,450
26	Dec. 10	@	Boston	3-1	W	13-10-3	13,909	63	Mar. 7		OAKLAND	9-2	W	27-30-6	6,678
27	Dec. 13	@	Minnesota	0-4	L	13-11-3	7,749	64	Mar. 9	@	Pittsburgh	1-3	L	27-31-6	8,176
28	**Dec. 15		MINNESOTA	0-3	L	13-12-3	4,149	65	Mar. 10	@	New York	4-3	W	28-31-6	17,250
29	**Dec. 16		BOSTON	2-5	L	13-13-3	6,510	66	Mar. 12		DETROIT	2-2	T	28-31-7	10,224
30	**Dec. 19		OAKLAND	3-1	W	14-13-3	4,045	67	Mar. 14	@	Philadelphia	0-0	T	28-31-8	4,116
31	**Dec. 21		PITTSBURGH	4-1	W	15-13-3	4,013	68	Mar. 16	@	Minnesota	2-1	W	29-31-8	13,739
32	**Dec. 23		ST. LOUIS	4-0	W	16-13-3	4,447	69	Mar. 20		MINNESOTA	3-3	T	29-31-9	9,453
33	Dec. 25	@	Pittsburgh	3-4	L	16-14-3	4,002	70	Mar. 22		ST. LOUIS	6-1	W	30-31-9	8,753
34	Dec. 27	@	St. Louis	2-4	L	16-15-3	8,177	71	Mar. 23		PHILADELPHIA	4-2	W	31-31-9	14,003
35	***Dec. 30		PHILADELPHIA	0-2	L	16-16-3	14,366	72	Mar. 26		PITTSBURGH	1-2	L	31-32-9	7,057
36	Dec. 31	@	Philadelphia	1-9	L	16-17-3	5,643	73	Mar. 27		MINNESOTA	3-5	L	31-33-9	8,559
37	Jan. 3	@	Minnesota	0-6	L	16-18-3	9,921	74	Mar. 30	@	Oakland	2-2	T	31-33-10	7,085

*Home games played at the Long Beach Arena
**Home games played at the Los Angeles Sports Arena
***First game at Forum

KINGS 1968-69 SEASON IN REVIEW

Record: 24-42-10 (58 points)
West Division Finish: 4th

General Manager: Larry Regan
Head Coach: Red Kelly
Captain: Bob Wall

SCORING

PLAYER	GP	G	A	PTS	PIM	PLAYER	GP	G	A	PTS	PIM
Eddie Joyal	73	33	19	52	24	Skip Krake	30	3	9	12	11
Bill Flett	72	24	25	49	53	Doug Robinson	31	2	10	12	4
Real Lemieux	75	11	29	40	68	Ron Anderson	56	3	5	8	26
Ted Irvine	76	15	24	39	47	Gary Croteau	11	5	1	6	6
Bill White	75	5	28	33	38	Dave Amadio	66	1	5	6	60
Howie Hughes	73	16	14	30	10	Bryan Campbell	18	2	1	3	4
Lowell MacDonald	58	14	14	28	10	Bill Inglis	10	0	1	1	0
Gord Labossiere	48	10	18	28	12	Gerry Desjardins	60	0	1	1	6
Howie Menard	56	10	17	27	31	Gerry Foley	1	0	0	0	0
Bob Wall	71	13	13	26	16	Marc Dufour	2	0	0	0	0
Jimmy Peters	76	10	15	25	28	Jacques Caron	3	0	0	0	0
Dale Rolfe	75	3	19	22	85	Wayne Rutledge	17	0	0	0	2
Brent Hughes	72	2	19	21	73	Team PIM					10
Larry Cahan	72	3	11	14	76	**Team Totals**	**76**	**185**	**298**	**483**	**700**

GOALTENDER	GP	MIN	GA	SO	EN	SA	S%	AVG	W-L-T
Gerry Desjardins	61	3,499	189	4	3	1,850	.897	3.24	19-29-9
Wayne Rutledge	17	921	57	0	1	482	.884	3.71	5-11-1
Jacques Caron	3	140	9	0	1	67	.866	3.86	0-2-0
Empty Net Goals			5			5			
Team Totals	**76**	**4,560**	**260**	**4**	**5**	**2,404**	**.892**	**3.42**	**24-42-10**

RESULTS

1	Oct. 12	@	St. Louis	0-6	L	0-1-0	14,674	39	Jan. 14		NEW YORK	3-1	W	13-20-6	7,091
2	Oct. 13	@	Oakland	4-4	T	0-1-1	2,668	40	Jan. 16		CHICAGO	3-2	W	14-20-6	12,269
3	Oct. 17		BOSTON	2-1	W	1-1-1	10,280	41	Jan. 18		PITTSBURGH	4-0	W	15-20-6	9,712
4	Oct. 19	@	Minnesota	1-4	L	1-2-1	13,262	42	Jan. 23	@	New York	1-3	L	15-21-6	16,777
5	Oct. 20	@	New York	0-7	L	1-3-1	14,612	43	Jan. 25	@	Minnesota	2-3	L	15-22-6	12,215
6	Oct. 23		MONTREAL	2-5	L	1-4-1	9,118	44	Jan. 26	@	Chicago	3-9	L	15-23-6	16,666
7	Oct. 26		PHILADELPHIA	6-2	W	2-4-1	6,597	45	Jan. 29		TORONTO	3-1	W	16-23-6	8,035
8	Oct. 30		CHICAGO	2-4	L	2-5-1	9,407	46	Jan. 30		BOSTON	5-7	L	16-24-6	10,491
9	Nov. 2		PITTSBURGH	3-2	W	3-5-1	7,602	47	Feb. 1		OAKLAND	8-5	W	17-24-6	8,402
10	Nov. 6		NEW YORK	2-0	W	4-5-1	6,396	48	Feb. 4		ST. LOUIS	4-2	W	18-24-6	7,171
11	Nov. 9		TORONTO	3-1	W	5-5-1	11,573	49	Feb. 6		MONTREAL	2-4	L	18-25-6	11,192
12	Nov. 12		OAKLAND	3-1	W	6-5-1	6,009	50	Feb. 8	@	Pittsburgh	4-2	W	19-25-6	5,933
13	Nov. 14		DETROIT	2-5	L	6-6-1	8,525	51	Feb. 9	@	Detroit	0-5	L	19-26-6	13,467
14	Nov. 16	@	Minnesota	2-3	L	6-7-1	14,841	52	Feb. 11	@	Montreal	3-7	L	19-27-6	16,136
15	Nov. 17	@	Philadelphia	1-3	L	6-8-1	9,125	53	Feb. 13		NEW YORK	4-1	W	20-27-6	7,891
16	Nov. 20	@	New York	2-4	L	6-9-1	14,249	54	Feb. 15	@	St. Louis	1-4	L	20-28-6	15,187
17	Nov. 21	@	Boston	1-4	L	6-10-1	14,618	55	Feb. 16	@	Detroit	3-6	L	20-29-6	13,553
18	Nov. 23	@	Pittsburgh	2-2	T	6-10-2	6,242	56	Feb. 19	@	Minnesota	4-7	L	20-30-6	12,052
19	Nov. 24	@	Philadelphia	3-1	W	7-10-2	9,086	57	Feb. 20		CHICAGO	2-6	L	20-31-6	10,845
20	Nov. 27		MONTREAL	2-4	L	7-11-2	12,579	58	Feb. 22		ST. LOUIS	1-3	L	20-32-6	11,584
21	Nov. 30		PITTSBURGH	2-4	L	7-12-2	7,243	59	Feb. 23	@	Oakland	4-3	W	21-32-6	5,485
22	Dec. 4		PHILADELPHIA	3-1	W	8-12-2	5,841	60	Feb. 24		MINNESOTA	1-1	T	21-32-7	6,512
23	Dec. 7		MINNESOTA	3-2	W	9-12-2	8,282	61	Feb. 26		BOSTON	2-4	L	21-33-7	10,279
24	Dec. 11		DETROIT	6-3	W	10-12-2	7,245	62	Mar. 1		PHILADELPHIA	2-2	T	21-33-8	9,534
25	Dec. 14	@	Pittsburgh	2-1	W	11-12-2	6,346	63	Mar. 5	@	Toronto	4-6	L	21-34-8	16,841
26	Dec. 15	@	St. Louis	1-3	L	11-13-2	12,663	64	Mar. 6	@	Philadelphia	1-5	L	21-35-8	9,428
27	Dec. 18	@	Montreal	2-2	T	11-13-3	16,527	65	Mar. 8	@	Montreal	3-3	T	21-35-9	16,987
28	Dec. 19	@	Boston	4-6	L	11-14-3	13,615	66	Mar. 9	@	Boston	2-7	L	21-36-9	14,659
29	Dec. 21		PHILADELPHIA	1-2	L	11-15-3	7,108	67	Mar. 12		TORONTO	0-4	L	21-37-9	8,137
30	Dec. 26		MINNESOTA	4-4	T	11-15-4	7,772	68	Mar. 15		PITTSBURGH	3-1	W	22-37-9	8,218
31	Dec. 28	@	Toronto	4-1	W	12-15-4	16,485	69	Mar. 18		OAKLAND	3-2	W	23-37-9	8,003
32	Dec. 29	@	Chicago	1-4	L	12-16-4	16,666	70	Mar. 20		DETROIT	4-2	W	24-37-9	8,778
33	Jan. 1		ST. LOUIS	0-0	T	12-16-5	9,443	71	Mar. 22		OAKLAND	0-4	L	24-38-9	10,835
34	Jan. 5	@	Oakland	0-0	T	12-16-6	3,005	72	Mar. 23	@	Oakland	4-5	L	24-39-9	4,219
35	Jan. 7	@	St. Louis	0-5	L	12-17-6	12,251	73	Mar. 26	@	Pittsburgh	4-8	L	24-40-9	8,156
36	Jan. 9	@	Detroit	2-6	L	12-18-6	9,896	74	Mar. 27	@	Philadelphia	2-4	L	24-41-9	11,689
37	Jan. 11	@	Toronto	2-4	L	12-19-6	16,485	75	Mar. 29		ST. LOUIS	1-3	L	24-42-9	8,203
38	Jan. 12	@	Chicago	2-4	L	12-20-6	16,666	76	Mar. 30		MINNESOTA	3-3	T	24-42-10	7,311

KINGS 1969-70 SEASON IN REVIEW

Record: 14-52-10 (38 points)
West Division Finish: 6th

General Manager: Larry Regan
Head Coach: Hal Laycoe (5-18-1)/ Johnny Wilson (9-34-9)
Captain: Larry Cahan

SCORING

PLAYER	GP	G	A	PTS	PIM
Ross Lonsberry	76	20	22	42	118
Eddie Joyal	59	18	22	40	8
Butch Goring	59	13	23	36	8
Eddie Shack	73	22	12	34	115
Bill Flett	69	14	18	32	70
Leon Rochefort	76	9	23	32	14
Jimmy Peters	74	15	9	24	10
Ted Irvine	58	11	13	24	28
Skip Krake	58	5	17	22	86
Bob Wall	70	5	13	18	26
Bill White	40	4	11	15	21
Dick Duff	32	5	8	13	8
Dennis Hextall	28	5	7	12	40
Larry Cahan	70	4	8	12	50
Mike Corrigan	36	6	4	10	30
Matt Ravlich	21	3	7	10	34
Dale Rolfe	55	1	9	10	77
Bryan Campbell	31	4	4	8	4
Dale Hoganson	49	1	7	8	37
Brent Hughes	52	1	7	8	108
Real Lemieux	18	2	4	6	10
Gilles Marotte	21	0	6	6	32
Howie Hughes	21	0	4	4	0
Garry Monahan	21	0	3	3	12
Juha Widing	4	0	2	2	2
Jacques Lemieux	3	0	1	1	0
Jim Stanfield	1	0	0	0	0
Gary Croteau	3	0	0	0	0
Wayne Rutledge	20	0	0	0	5
Denis Dejordy	21	0	0	0	0
Gerry Desjardins	43	0	0	0	14
Team PIM					2
Team Totals	**76**	**168**	**264**	**432**	**969**

GOALTENDER	GP	MIN	GA	SO	EN	SA	S%	AVG	W-L-T
Denis Dejordy	21	1,147	62	0	0	624	.901	3.24	5-11-4
Gerry Desjardins	43	2,453	159	3	1	1,393	.886	3.89	7-29-5
Wayne Rutledge	20	960	68	0	0	618	.890	4.25	2-12-1
Empty Net Goals			1			1			
Team Totals	**76**	**4,560**	**290**	**3**	**1**	**2,636**	**.890**	**3.82**	**14-52-10**

RESULTS

1	Oct. 11 @	Montreal	1-5	L	0-1-0	16,454	39	Jan. 15 @	Boston	3-6	L	8-26-5	14,835
2	Oct. 15 @	St. Louis	1-4	L	0-2-0	15,205	40	Jan. 17 @	St. Louis	1-3	L	8-27-5	16,048
3	Oct. 17 @	Oakland	1-5	L	0-3-0	8,351	41	Jan. 18 @	Detroit	1-3	L	8-28-5	12,933
4	Oct. 18	OAKLAND	5-0	W	1-3-0	10,018	42	Jan. 22	TORONTO	2-3	L	8-29-5	8,176
5	Oct. 22	PITTSBURGH	2-0	W	2-3-0	5,558	43	Jan. 24 @	Pittsburgh	2-4	L	8-30-5	7,581
6	Oct. 25	BOSTON	2-3	L	2-4-0	12,019	44	Jan. 25 @	New York	2-3	L	8-31-5	17,250
7	Oct. 29	DETROIT	2-5	L	2-5-0	7,277	45	Jan. 28	NEW YORK	5-4	W	9-31-5	7,662
8	Nov. 1	CHICAGO	1-4	L	2-6-0	8,933	46	Jan. 29	ST. LOUIS	2-3	L	9-32-5	6,758
9	Nov. 5	TORONTO	6-2	W	3-6-0	7,486	47	Jan. 31	DETROIT	1-2	L	9-33-5	13,912
10	Nov. 8	NEW YORK	1-4	L	3-7-0	7,028	48	Feb. 5	MONTREAL	3-5	L	9-34-5	11,310
11	Nov. 10	MONTREAL	3-6	L	3-8-0	10,734	49	Feb. 7 @	Pittsburgh	1-3	L	9-35-5	7,983
12	Nov. 15 @	Pittsburgh	1-3	L	3-9-0	4,855	50	Feb. 8 @	New York	1-5	L	9-36-5	12,250
13	Nov. 16 @	Boston	4-7	L	3-10-0	14,831	51	Feb. 11	NEW YORK	2-6	L	9-37-5	8,866
14	Nov. 19 @	Toronto	4-4	T	3-10-1	6,319	52	Feb. 14 @	St. Louis	1-2	L	9-38-5	16,188
15	Nov. 20 @	Philadelphia	2-3	L	3-11-1	12,141	53	Feb. 15 @	Philadelphia	1-7	L	9-39-5	14,606
16	Nov. 22 @	Minnesota	1-4	L	3-12-1	14,698	54	Feb. 18	BOSTON	5-5	T	9-39-6	10,616
17	Nov. 26 @	Chicago	0-6	L	3-13-1	17,500	55	Feb. 19	PITTSBURGH	1-6	L	9-40-6	5,298
18	Nov. 27 @	Detroit	1-5	L	3-14-1	12,886	56	Feb. 21	ST. LOUIS	2-4	L	9-41-6	9,502
19	Nov. 29 @	St. Louis	1-3	L	3-15-1	16,353	57	Feb. 25 @	Minnesota	3-3	T	9-41-7	12,421
20	Dec. 2 @	Oakland	4-3	W	4-15-1	3,845	58	Feb. 26 @	Pittsburgh	0-1	L	9-42-7	4,826
21	Dec. 3	PHILADELPHIA	1-7	L	4-16-1	6,584	59	Feb. 28 @	Toronto	3-3	T	9-42-8	16,485
22	Dec. 6	OAKLAND	5-3	W	5-16-1	8,247	60	Mar. 1 @	Philadelphia	4-4	T	9-42-9	14,606
23	Dec. 10	PITTSBURGH	0-2	L	5-17-1	5,366	61	Mar. 3	CHICAGO	1-3	L	9-43-9	11,692
24	Dec. 13	ST. LOUIS	1-8	L	5-18-1	7,835	62	Mar. 5	TORONTO	3-5	L	9-44-9	7,445
25	Dec. 15	MINNESOTA	4-4	T	5-18-2	4,997	63	Mar. 7	OAKLAND	5-3	W	10-44-9	8,472
26	Dec. 17	CHICAGO	3-1	W	6-18-2	9,363	64	Mar. 8 @	Oakland	2-2	T	10-44-10	5,262
27	Dec. 20	MINNESOTA	3-3	T	6-18-3	8,479	65	Mar. 12	PITTSBURGH	4-1	W	11-44-10	6,027
28	Dec. 24 @	Toronto	1-8	L	6-19-3	16,352	66	Mar. 14	PHILADELPHIA	3-5	L	11-45-10	8,308
29	Dec. 25 @	Boston	1-7	L	6-20-3	14,831	67	Mar. 15 @	Chicago	2-5	L	11-46-10	16,666
30	Dec. 28 @	New York	3-3	T	6-20-4	17,250	68	Mar. 17 @	Detroit	2-3	L	11-47-10	15,221
31	Dec. 30	MINNESOTA	0-0	T	6-20-5	7,981	69	Mar. 19	MONTREAL	1-6	L	11-48-10	9,120
32	Jan. 1	PHILADELPHIA	4-3	W	7-20-5	6,398	70	Mar. 21	DETROIT	1-4	L	11-49-10	10,209
33	Jan. 3	BOSTON	2-6	L	7-21-5	14,163	71	Mar. 24	ST. LOUIS	0-4	L	11-50-10	6,850
34	Jan. 6 @	Montreal	3-4	L	7-22-5	15,905	72	Mar. 26	PHILADELPHIA	3-2	W	12-50-10	6,048
35	Jan. 8 @	Philadelphia	1-4	L	7-23-5	8,963	73	Mar. 28	MINNESOTA	4-2	W	13-50-10	7,118
36	Jan. 10 @	Minnesota	6-4	W	8-23-5	14,526	74	Mar. 31 @	Minnesota	2-5	L	13-51-10	14,905
37	Jan. 11 @	Chicago	1-3	L	8-24-5	16,666	75	Apr. 3 @	Oakland	1-4	L	13-52-10	9,963
38	Jan. 14 @	Montreal	2-4	L	8-25-5	15,866	76	Apr. 4	OAKLAND	4-1	W	14-52-10	9,128

KINGS 1970-71 SEASON IN REVIEW

Record: 25-40-13 (63 points)
West Division Finish: 5th

General Manager: Larry Regan
Head Coach: Larry Regan
Captain: Bob Pulford

SCORING

PLAYER	GP	G	A	PTS	PIM
Juha Widing	78	25	40	65	24
Bob Berry	77	25	38	63	52
Ross Lonsberry	76	25	28	53	80
Mike Byers	72	27	18	45	14
Bob Pulford	59	17	26	43	53
Eddie Joyal	68	20	21	41	14
Bill Flett	64	13	24	37	57
Gilles Marotte	78	6	27	33	96
Doug Robinson	62	15	13	28	8
Ralph Backstrom	33	14	13	27	8
Gord Labossiere	45	11	10	21	16
Noel Price	62	1	19	20	29
Matt Ravlich	66	3	16	19	41
Larry Mickey	65	6	12	18	46
Lucien Grenier	69	9	7	16	12
Dale Hoganson	70	4	10	14	52
Larry Cahan	67	3	11	14	45
Paul Curtis	64	1	13	14	82
Harry Howell	18	3	8	11	4
Real Lemieux	43	3	6	9	22
Butch Goring	19	2	5	7	2
Eddie Shack	11	2	2	4	8
Jean Potvin	4	1	3	4	2
Al McDonough	6	2	1	3	0
Dick Duff	7	1	0	1	0
Jim Stanfield	2	0	0	0	0
Jack Norris	25	0	0	0	0
Denis Dejordy	60	0	0	0	0
Team PIM					8
Team Totals	**78**	**239**	**371**	**610**	**775**

GOALTENDER	GP	MIN	GA	SO	EN	SA	S%	AVG	W-L-T
Denis Dejordy	60	3,375	214	1	2	1,902	.888	3.80	18-29-11
Jack Norris	25	1,305	85	0	2	778	.891	3.91	7-11-2
Empty Net Goals			4			4			
Team Totals	**78**	**4,680**	**303**	**1**	**4**	**2,684**	**.887**	**3.88**	**25-40-13**

RESULTS

1	Oct. 10 @	Vancouver	3-1	W	1-0-0	15,062	40	Jan. 13 @	Pittsburgh	2-4	L	11-21-8	7,575
2	Oct. 14	BOSTON	5-8	L	1-1-0	11,584	41	Jan. 14 @	Boston	5-9	L	11-22-8	14,994
3	Oct. 17	CALIFORNIA	6-1	W	2-1-0	7,946	42	Jan. 16 @	Toronto	1-8	L	11-23-8	16,485
4	Oct. 23	PITTSBURGH	4-2	W	3-1-0	6,903	43	Jan. 17 @	Philadelphia	4-1	W	12-23-8	14,620
5	Oct. 24	ST. LOUIS	3-1	W	4-1-0	10,742	44	Jan. 21	PITTSBURGH	4-2	W	13-23-8	7,587
6	Oct. 28 @	Pittsburgh	3-5	L	4-2-0	5,028	45	Jan. 23	TORONTO	3-2	W	14-23-8	15,242
7	Oct. 29 @	Philadelphia	1-3	L	4-3-0	12,557	46	Jan. 27	BUFFALO	3-3	T	14-23-9	9,050
8	Oct. 31 @	St. Louis	0-3	L	4-4-0	17,854	47	Jan. 30 @	Detroit	3-3	T	14-23-10	13,330
9	Nov. 1	BUFFALO	4-2	W	5-4-0	6,378	48	Jan. 31 @	New York	2-2	T	14-23-11	17,250
10	Nov. 4	TORONTO	3-2	W	6-4-0	8,161	49	Feb. 3 @	Boston	3-7	L	14-24-11	14,444
11	Nov. 7	NEW YORK	2-6	L	6-5-0	12,144	50	Feb. 4 @	Buffalo	2-5	L	14-25-11	9,562
12	Nov. 10 @	Pittsburgh	5-1	W	7-5-0	8,089	51	Feb. 6	MONTREAL	6-3	W	15-25-11	13,312
13	Nov. 11 @	Minnesota	1-3	L	7-6-0	12,551	52	Feb. 10	DETROIT	5-2	W	16-25-11	8,197
14	Nov. 15	DETROIT	4-4	T	7-6-1	8,642	53	Feb. 13 @	Toronto	1-8	L	16-26-11	16,485
15	Nov. 18	NEW YORK	3-5	L	7-7-1	8,166	54	Feb. 14 @	Detroit	0-4	L	16-27-11	10,122
16	Nov. 20 @	Vancouver	1-7	L	7-8-1	14,837	55	Feb. 17	PHILADELPHIA	0-4	L	16-28-11	8,112
17	Nov. 21	VANCOUVER	1-3	L	7-9-1	9,450	56	Feb. 20	BOSTON	5-4	W	17-28-11	16,005
18	Nov. 25 @	California	3-1	W	8-9-1	5,437	57	Feb. 21 @	Chicago	5-7	L	17-29-11	16,666
19	Nov. 28	MINNESOTA	2-3	L	8-10-1	8,437	58	Feb. 24 @	Minnesota	1-5	L	17-30-11	13,075
20	Nov. 29 @	Chicago	3-5	L	8-11-1	16,666	59	Feb. 25	MONTREAL	3-5	L	17-31-11	9,116
21	Dec. 2 @	Toronto	0-7	L	8-12-1	16,329	60	Feb. 27	CHICAGO	1-4	L	17-32-11	14,867
22	Dec. 3 @	Detroit	4-4	T	8-12-2	10,918	61	Feb. 28 @	California	8-3	W	18-32-11	3,493
23	Dec. 6	PHILADELPHIA	4-4	T	8-12-3	7,796	62	Mar. 3	BUFFALO	3-3	T	18-32-12	6,024
24	Dec. 9	NEW YORK	2-2	T	8-12-4	7,903	63	Mar. 6 @	Montreal	2-8	L	18-33-12	16,675
25	Dec. 12 @	Montreal	1-8	L	8-13-4	16,649	64	Mar. 7 @	New York	2-4	L	18-34-12	17,250
26	Dec. 13 @	New York	0-4	L	8-14-4	17,250	65	Mar. 9 @	St. Louis	4-0	W	19-34-12	17,925
27	Dec. 16 @	Boston	4-6	L	8-15-4	14,994	66	Mar. 11	BOSTON	2-7	L	19-35-12	14,316
28	Dec. 17 @	Buffalo	3-4	L	8-16-4	7,278	67	Mar. 13	DETROIT	5-2	W	20-35-12	9,202
29	Dec. 19	PHILADELPHIA	2-2	T	8-16-5	6,733	68	Mar. 16	MINNESOTA	2-7	L	20-36-12	7,057
30	Dec. 20	MONTREAL	7-2	W	9-16-5	10,176	69	Mar. 18	CHICAGO	3-2	W	21-36-12	7,122
31	Dec. 23	CHICAGO	4-6	L	9-17-5	12,198	70	Mar. 20	PITTSBURGH	8-4	W	22-36-12	7,771
32	Dec. 26	CALIFORNIA	9-3	W	10-17-5	8,515	71	Mar. 21 @	California	2-5	L	22-37-12	6,267
33	Dec. 30	VANCOUVER	1-4	L	10-18-5	9,881	72	Mar. 23 @	Minnesota	1-3	L	22-38-12	15,475
34	Jan. 2	MINNESOTA	3-3	T	10-18-6	7,551	73	Mar. 25	TORONTO	5-3	W	23-38-12	7,451
35	Jan. 3	ST. LOUIS	3-7	L	10-19-6	5,724	74	Mar. 27	ST. LOUIS	3-6	L	23-39-12	10,196
36	Jan. 6 @	Chicago	4-2	W	11-19-6	18,500	75	Mar. 30 @	St. Louis	3-4	L	23-40-12	14,479
37	Jan. 7 @	Philadelphia	5-5	T	11-19-7	11,863	76	Mar. 31	VANCOUVER	2-2	T	23-40-13	6,781
38	Jan. 9 @	Montreal	0-1	L	11-20-7	14,114	77	Apr. 3	CALIFORNIA	6-4	W	24-40-13	7,699
39	Jan. 10 @	Buffalo	2-2	T	11-20-8	8,810	78	Apr. 4 @	Vancouver	4-2	W	25-40-13	15,572

KINGS 1971-72 SEASON IN REVIEW

Record: 20-49-9 (49 points)
West Division Finish: 7th

General Manager: Larry Regan
Head Coach: Larry Regan (2-7-1)/ Fred Glover (18-42-8)
Captain: Bob Pulford

SCORING

PLAYER	GP	G	A	PTS	PIM	PLAYER	GP	G	A	PTS	PIM
Juha Widing	78	27	28	55	26	Mike Byers	28	4	5	9	11
Ralph Backstrom	76	23	29	52	22	Lucien Grenier	60	3	4	7	4
Butch Goring	74	21	29	50	2	Al McDonough	31	3	2	5	8
Bob Berry	78	17	22	39	44	Jean Potvin	39	2	3	5	35
Real Lemieux	78	13	25	38	28	Bob Woytowich	36	0	4	4	6
Bob Pulford	73	13	24	37	48	Dale Hoganson	10	1	2	3	14
Mike Corrigan	56	12	22	34	93	Larry Hillman	22	1	2	3	11
Gilles Marotte	72	10	24	34	83	Brian Carlin	5	1	0	1	0
Ross Lonsberry	50	9	14	23	39	Jim Stanfield	4	0	1	1	0
Serge Bernier	26	11	11	22	12	Bill Mikkelson	15	0	1	1	6
Bill Flett	45	7	12	19	18	Denis Dejordy	5	0	0	0	0
Harry Howell	77	1	17	18	53	Billy Smith	5	0	0	0	5
Jim Johnson	28	8	9	17	6	Rogie Vachon	28	0	0	0	0
Doug Barrie	48	3	13	16	47	Gary Edwards	44	0	0	0	0
Eddie Joyal	44	11	3	14	17	Team PIM					8
Bill Lesuk	27	4	10	14	14	**Team Totals**	**78**	**206**	**328**	**534**	**717**
Paul Curtis	64	1	12	13	57						

GOALTENDER	GP	MIN	GA	SO	EN	SA	S%	AVG	W-L-T
Gary Edwards	44	2,503	150	2	2	1,560	.904	3.60	13-23-5
Rogie Vachon	28	1,586	107	0	0	921	.844	4.05	6-18-3
Billy Smith	5	300	23	0	0	178	.871	4.60	1-3-1
Denis Dejordy	5	291	23	0	0	147	.844	4.74	0-5-0
Empty Net Goals			2			2			
Team Totals	**78**	**4,680**	**305**	**2**	**2**	**2,808**	**.891**	**3.91**	**20-49-9**

RESULTS

1	Oct. 8 @	California	4-4	T	0-0-1	5,994	40	Jan. 5 @	California	2-6	L	11-28-1	3,143
2	Oct. 10 @	Vancouver	4-3	W	1-0-1	15,570	41	Jan. 8 @	Montreal	2-10	L	11-29-1	16,668
3	Oct. 13	PITTSBURGH	1-4	L	1-1-1	7,828	42	Jan. 9 @	New York	0-8	L	11-30-1	17,250
4	Oct. 16	PHILADELPHIA	0-1	L	1-2-1	8,152	43	Jan. 12 @	Toronto	1-1	T	11-30-2	16,362
5	Oct. 17 @	Chicago	0-4	L	1-3-1	16,666	44	Jan. 13 @	Boston	1-1	T	11-30-3	14,995
6	Oct. 20 @	Pittsburgh	1-8	L	1-4-1	7,529	45	Jan. 15 @	Detroit	4-7	L	11-31-3	12,953
7	Oct. 21 @	Philadelphia	7-0	W	2-4-1	14,120	46	Jan. 16 @	Philadelphia	3-3	T	11-31-4	14,502
8	Oct. 23	MONTREAL	1-3	L	2-5-1	13,829	47	Jan. 19	NEW YORK	1-5	L	11-32-4	7,814
9	Oct. 24	MINNESOTA	3-6	L	2-6-1	6,649	48	Jan. 22	PHILADELPHIA	4-2	W	12-32-4	8,806
10	Oct. 27	BUFFALO	2-3	L	2-7-1	6,036	49	Jan. 23 @	Minnesota	3-5	L	12-33-4	15,135
11	Oct. 30	CHICAGO	1-5	L	2-8-1	11,428	50	Jan. 26	TORONTO	5-3	W	13-33-4	7,325
12	Nov. 3	NEW YORK	1-7	L	2-9-1	7,167	51	Jan. 29 @	Detroit	4-4	T	13-33-5	13,687
13	Nov. 6	TORONTO	2-3	L	2-10-1	10,877	52	Jan. 30 @	Buffalo	2-2	T	13-33-6	13,334
14	Nov. 10 @	New York	1-7	L	2-11-1	17,250	53	Feb. 1	CHICAGO	7-4	W	14-33-6	9,376
15	Nov. 11 @	Buffalo	4-2	W	3-11-1	15,010	54	Feb. 3	MONTREAL	1-1	T	14-33-7	9,441
16	Nov. 13 @	Pittsburgh	4-6	L	3-12-1	9,756	55	Feb. 5	PITTSBURGH	8-1	W	15-33-7	10,102
17	Nov. 14 @	Boston	2-11	L	3-13-1	14,995	56	Feb. 9 @	Minnesota	1-4	L	15-34-7	15,013
18	Nov. 17 @	Toronto	1-5	L	3-14-1	16,338	57	Feb. 10 @	Pittsburgh	1-6	L	15-35-7	6,620
19	Nov. 18 @	Philadelphia	0-2	L	3-15-1	12,436	58	Feb. 12 @	Montreal	5-6	L	15-36-7	17,190
20	Nov. 20	DETROIT	3-1	W	4-15-1	10,193	59	Feb. 13 @	New York	2-4	L	15-37-7	17,250
21	Nov. 23 @	St. Louis	1-3	L	4-16-1	17,770	60	Feb. 16	ST. LOUIS	1-3	L	15-38-7	7,423
22	Nov. 24	BUFFALO	5-3	W	5-16-1	7,092	61	Feb. 17	NEW YORK	4-6	L	15-39-7	7,123
23	Nov. 27	MINNESOTA	1-3	L	5-17-1	10,467	62	Feb. 19	VANCOUVER	5-3	W	16-39-7	8,923
24	Dec. 1 @	Montreal	3-5	L	5-18-1	15,953	63	Feb. 23	ST. LOUIS	0-2	L	16-40-7	6,117
25	Dec. 2 @	Buffalo	0-2	L	5-19-1	15,051	64	Feb. 26	BOSTON	4-5	L	16-41-7	16,005
26	Dec. 4 @	Detroit	1-5	L	5-20-1	11,578	65	Mar. 1	CHICAGO	4-6	L	16-42-7	9,049
27	Dec. 5 @	Chicago	0-7	L	5-21-1	16,666	66	Mar. 4 @	Toronto	2-3	L	16-43-7	16,458
28	Dec. 8	BOSTON	3-5	L	5-22-1	10,778	67	Mar. 5 @	Boston	2-0	W	17-43-7	14,995
29	Dec. 11	ST. LOUIS	4-1	W	6-22-1	7,933	68	Mar. 7 @	St. Louis	2-4	L	17-44-7	17,902
30	Dec. 15	MONTREAL	1-3	L	6-23-1	7,013	69	Mar. 9	PHILADELPHIA	3-5	L	17-45-7	6,618
31	Dec. 18	DETROIT	4-2	W	7-23-1	7,086	70	Mar. 11	BUFFALO	5-3	W	18-45-7	8,252
32	Dec. 21 @	Minnesota	2-3	L	7-24-1	15,257	71	Mar. 15 @	California	2-5	L	18-46-7	4,900
33	Dec. 22 @	St. Louis	2-1	W	8-24-1	17,907	72	Mar. 16	BOSTON	3-8	L	18-47-7	12,969
34	Dec. 25	CALIFORNIA	1-3	L	8-25-1	7,251	73	Mar. 18	PITTSBURGH	4-4	T	18-47-8	7,174
35	Dec. 26 @	Chicago	3-6	L	8-26-1	16,666	74	Mar. 22	DETROIT	3-6	L	18-48-8	6,698
36	Dec. 29	VANCOUVER	3-1	W	9-26-1	8,379	75	Mar. 25	TORONTO	0-4	L	18-49-8	9,892
37	Jan. 1	MINNESOTA	2-3	L	9-27-1	7,971	76	Mar. 29	VANCOUVER	4-2	W	19-49-8	6,615
38	Jan. 2 @	Vancouver	6-3	W	10-27-1	15,572	77	Mar. 31 @	Vancouver	4-4	T	19-49-9	15,572
39	Jan. 4	CALIFORNIA	4-1	W	11-27-1	6,319	78	Apr. 1	CALIFORNIA	9-4	W	20-49-9	10,143

KINGS 1972-73 SEASON IN REVIEW

Record: 31-36-11 (73 points)
West Division Finish: 6th

General Manager: Larry Regan
Head Coach: Bob Pulford
Captain: Bob Pulford

SCORING

PLAYER	GP	G	A	PTS	PIM	PLAYER	GP	G	A	PTS	PIM
Juha Widing	77	16	54	70	30	Frank St. Marseille	29	7	4	11	2
Serge Bernier	75	22	46	68	43	Dan Maloney	14	4	7	11	18
Mike Corrigan	78	37	30	67	146	Jimmy Peters	77	4	5	9	0
Bob Berry	78	36	28	64	75	Neil Komadoski	62	1	8	9	67
Butch Goring	67	28	31	59	2	Terry Harper	77	1	8	9	74
Ralph Backstrom	63	20	29	49	6	Larry Brown	55	0	7	7	8
Gilles Marotte	78	6	39	45	70	Doug Volmar	21	4	2	6	16
Vic Venasky	77	15	19	34	10	Paul Curtis	27	0	5	5	16
Don Kozak	72	14	6	20	104	Phil Hoene	4	0	1	1	0
Bill Lesuk	67	6	14	20	90	Gary Edwards	27	0	1	1	0
Real Lemieux	74	5	10	15	19	Rogie Vachon	53	0	1	1	2
Harry Howell	73	4	11	15	28	Team PIM					14
Barry Long	70	2	13	15	48	**Team Totals**	**78**	**232**	**379**	**611**	**888**

GOALTENDER	GP	MIN	GA	SO	EN	SA	S%	AVG	W-L-T
Rogie Vachon	53	3,120	148	4	3	1,466	.899	2.85	22-20-10
Gary Edwards	27	1,560	94	1	0	766	.877	3.62	9-16-1
Empty Net Goals			3			3			
Team Totals	**78**	**4,680**	**245**	**5**	**3**	**2,235**	**.890**	**3.14**	**31-36-11**

RESULTS

1	Oct. 7 @	Pittsburgh	2-4	L	0-1-0	11,105	40	Jan. 6 @	Toronto	2-4	L	18-18-4	16,485
2	Oct. 8 @	Boston	4-2	W	1-1-0	14,994	41	Jan. 9 @	NY Islanders	2-3	L	19-18-4	10,143
3	Oct. 11 @	Buffalo	3-7	L	1-2-0	15,508	42	Jan. 11 @	Philadelphia	3-2	W	20-18-4	16,600
4	Oct. 12 @	NY Islanders	2-3	L	1-3-0	9,427	43	Jan. 13 @	Pittsburgh	1-3	L	20-19-4	11,506
5	Oct. 14 @	Toronto	4-6	L	1-4-0	16,485	44	Jan. 14 @	Atlanta	1-4	L	20-20-4	11,194
6	Oct. 15 @	Detroit	2-8	L	1-5-0	14,449	45	Jan. 17	NY RANGERS	4-4	T	20-20-5	10,147
7	Oct. 18	PHILADELPHIA	3-4	L	1-6-0	7,554	46	Jan. 19 @	Vancouver	4-0	W	21-20-5	15,570
8	Oct. 21	CHICAGO	3-1	W	2-6-0	11,651	47	Jan. 20	TORONTO	2-6	L	21-21-5	14,640
9	Oct. 24	CALIFORNIA	5-0	W	3-6-0	4,467	48	Jan. 23 @	Minnesota	5-5	T	21-21-6	15,187
10	Oct. 26	ATLANTA	3-1	W	4-6-0	6,155	49	Jan. 24	ST. LOUIS	5-7	L	21-22-6	11,298
11	Oct. 28	PITTSBURGH	5-2	W	5-6-0	9,181	50	Jan. 26 @	Atlanta	3-3	T	21-22-7	15,078
12	Oct. 31	VANCOUVER	4-1	W	6-6-0	5,791	51	Jan. 28 @	Boston	5-6	L	21-23-7	15,003
13	Nov. 2	BOSTON	5-2	W	7-6-0	10,458	52	Jan. 31 @	Pittsburgh	1-4	L	21-24-7	9,048
14	Nov. 4	NY ISLANDERS	9-2	W	8-6-0	13,578	53	Feb. 1 @	Buffalo	3-5	L	21-25-7	15,668
15	Nov. 7 @	St. Louis	3-2	W	9-6-0	18,118	54	Feb. 3	MONTREAL	1-7	L	21-26-7	15,127
16	Nov. 8 @	Atlanta	3-3	T	9-6-1	9,073	55	Feb. 7	PHILADELPHIA	2-1	W	22-26-7	8,708
17	Nov. 11 @	Montreal	2-5	L	9-7-1	17,157	56	Feb. 10 @	Toronto	4-2	W	23-26-7	16,455
18	Nov. 12 @	NY Rangers	1-5	L	9-8-1	17,500	57	Feb. 11 @	Boston	0-2	L	23-27-7	15,003
19	Nov. 14 @	Minnesota	1-4	L	9-9-1	14,905	58	Feb. 13 @	St. Louis	2-4	L	23-28-7	18,356
20	Nov. 15	BUFFALO	3-3	T	9-9-2	9,183	59	Feb. 14	DETROIT	2-2	T	23-28-8	9,473
21	Nov. 17 @	Vancouver	4-8	L	9-10-2	15,570	60	Feb. 17	ATLANTA	3-3	T	23-28-9	11,108
22	Nov. 18	DETROIT	8-3	W	10-10-2	11,824	61	Feb. 18 @	California	4-2	W	24-28-9	4,253
23	Nov. 22	MONTREAL	3-3	T	10-10-3	14,359	62	Feb. 21	NY RANGERS	3-4	L	24-29-9	10,856
24	Nov. 25	MINNESOTA	0-3	L	10-11-3	12,070	63	Feb. 24	BOSTON	5-7	L	24-30-9	16,005
25	Nov. 29	NY RANGERS	2-2	T	10-11-4	9,605	64	Feb. 28 @	Montreal	2-5	L	24-31-9	16,285
26	Dec. 2	ST. LOUIS	3-2	W	11-11-4	9,205	65	Mar. 1 @	Philadelphia	2-0	W	25-31-9	16,600
27	Dec. 5 @	NY Islanders	6-1	W	12-11-4	10,076	66	Mar. 3	ST. LOUIS	2-0	W	26-31-9	11,712
28	Dec. 6 @	Chicago	0-6	L	12-12-4	17,000	67	Mar. 6	BUFFALO	2-2	T	26-31-10	7,867
29	Dec. 9	PITTSBURGH	3-1	W	13-12-4	9,687	68	Mar. 8	CHICAGO	4-1	W	27-31-10	11,121
30	Dec. 13	CHICAGO	3-1	W	14-12-4	9,884	69	Mar. 10	CALIFORNIA	4-2	W	28-31-10	12,159
31	Dec. 16	MONTREAL	1-3	L	14-13-4	12,274	70	Mar. 13 @	Minnesota	2-2	T	28-31-11	15,121
32	Dec. 17 @	Chicago	0-2	L	14-14-4	16,666	71	Mar. 14	PITTSBURGH	2-3	L	28-32-11	8,007
33	Dec. 20 @	Detroit	1-4	L	14-15-4	11,209	72	Mar. 16 @	Vancouver	2-4	L	28-33-11	15,569
34	Dec. 21 @	Philadelphia	3-6	L	14-16-4	16,220	73	Mar. 17	MINNESOTA	3-4	L	28-34-11	12,689
35	Dec. 23	BUFFALO	2-0	W	15-16-4	8,752	74	Mar. 21	TORONTO	5-1	W	29-34-11	9,847
36	Dec. 24 @	California	5-3	W	16-16-4	1,796	75	Mar. 23	DETROIT	5-3	W	30-34-11	14,434
37	Dec. 27	NY ISLANDERS	4-1	W	17-16-4	8,073	76	Mar. 28	CALIFORNIA	2-3	L	30-35-11	10,268
38	Dec. 30	PHILADELPHIA	5-3	W	18-16-4	14,123	77	Mar. 30 @	California	1-3	L	30-36-11	10,042
39	Jan. 3 @	NY Rangers	0-3	L	18-17-4	17,500	78	Mar. 31	VANCOUVER	6-3	W	31-36-11	11,516

KINGS 1973-74 SEASON IN REVIEW

Record: 33-33-12 (78 points)
West Division Finish: 3rd

General Manager: Larry Regan/Jake Milford
Head Coach: Bob Pulford
Captain: Terry Harper

SCORING

PLAYER	GP	G	A	PTS	PIM	PLAYER	GP	G	A	PTS	PIM
Butch Goring	70	28	33	61	2	Terry Harper	77	0	17	17	119
Juha Widing	71	27	30	57	26	Randy Rota	58	10	6	16	16
Bob Berry	77	23	33	56	56	Gilles Marotte	22	1	11	12	23
Bob Nevin	78	20	30	50	12	Vic Venasky	32	6	5	11	12
Frank St. Marseille	78	14	36	50	40	Neil Komadoski	68	2	4	6	43
Mike Corrigan	75	16	26	42	119	Phil Hoene	31	2	3	5	22
Don Kozak	76	21	14	35	54	Larry Brown	45	0	4	4	14
Dan Maloney	65	15	17	32	113	Bill Lesuk	35	2	1	3	32
Mike Murphy	53	13	16	29	38	Jimmy Peters	25	2	0	2	0
Tommy Williams	46	11	17	28	6	Gary Edwards	18	0	0	0	12
Bob Murdoch	76	8	20	28	85	Real Lemieux	20	0	0	0	0
Barry Long	60	3	19	22	118	Rogie Vachon	65	0	0	0	6
Sheldon Kannegiesser	51	3	17	20	49	Team PIM					2
Gene Carr	21	6	11	17	36	**Team Totals**	**78**	**233**	**370**	**603**	**1,055**

GOALTENDER	GP	MIN	GA	SO	EN	SA	S%	AVG	W-L-T
Rogie Vachon	65	3,751	175	5	5	1,815	.904	2.80	28-26-10
Gary Edwards	18	929	50	1	1	448	.888	3.23	5-7-2
Empty Net Goals			6			6			
Team Totals	**78**	**4,680**	**231**	**6**	**6**	**2,269**	**.898**	**2.96**	**33-33-12**

RESULTS

1	Oct. 10	CHICAGO	0-3	L	0-1-0	14,473	40	Jan. 12 @	Detroit	0-6	L	13-20-7	13,103
2	Oct. 13 @	Toronto	3-6	L	0-2-0	16,404	41	Jan. 15 @	Montreal	2-1	W	14-20-7	16,581
3	Oct. 14 @	NY Rangers	1-1	T	0-2-1	17,500	42	Jan. 16 @	Pittsburgh	2-0	W	15-20-7	7,498
4	Oct. 16 @	NY Islanders	4-4	T	0-2-2	8,737	43	Jan. 19 @	Philadelphia	0-2	L	15-21-7	17,007
5	Oct. 18 @	Buffalo	2-6	L	0-3-2	15,858	44	Jan. 20 @	Boston	2-5	L	15-22-7	15,003
6	Oct. 20	PHILADELPHIA	3-0	W	1-3-2	11,734	45	Jan. 23	MINNESOTA	3-1	W	16-22-7	12,563
7	Oct. 24	ATLANTA	6-4	W	2-3-2	8,367	46	Jan. 24	PHILADELPHIA	4-4	T	16-22-8	14,343
8	Oct. 27	DETROIT	2-3	L	2-4-2	10,372	47	Jan. 26 @	Pittsburgh	2-0	W	17-22-8	12,317
9	Oct. 30 @	St. Louis	3-2	W	3-4-2	18,073	48	Jan. 27 @	NY Rangers	5-3	L	17-23-8	17,500
10	Nov. 1	NY RANGERS	2-1	W	4-4-2	10,658	49	Jan. 31	NY ISLANDERS	2-4	L	17-24-8	10,984
11	Nov. 3	ST. LOUIS	3-4	L	4-5-2	11,639	50	Feb. 2	CALIFORNIA	3-1	W	18-24-8	8,654
12	Nov. 7 @	Minnesota	2-5	L	4-6-2	14,972	51	Feb. 6	BUFFALO	5-1	W	19-24-8	7,811
13	Nov. 8 @	Philadelphia	3-2	W	5-6-2	17,007	52	Feb. 9 @	St. Louis	2-1	W	20-24-8	18,514
14	Nov. 10	BUFFALO	3-5	L	5-7-2	12,336	53	Feb. 10 @	Atlanta	6-3	W	21-24-8	13,652
15	Nov. 11	CHICAGO	0-3	L	5-8-2	9,131	54	Feb. 13 @	Chicago	0-4	L	21-25-8	16,666
16	Nov. 14	PHILADELPHIA	4-5	L	5-9-2	10,045	55	Feb. 14 @	Buffalo	2-4	L	21-26-8	15,858
17	Nov. 17	TORONTO	3-4	L	5-10-2	11,332	56	Feb. 16	BOSTON	2-5	L	21-27-8	16,005
18	Nov. 20 @	Detroit	5-6	L	5-11-2	11,088	57	Feb. 19	VANCOUVER	3-4	L	21-28-8	7,916
19	Nov. 24 @	NY Islanders	5-5	T	5-11-3	17,500	58	Feb. 21	NY RANGERS	3-5	L	21-29-8	11,060
20	Nov. 25 @	Boston	1-3	L	5-12-3	15,003	59	Feb. 23 @	Montreal	4-4	T	21-29-9	16,980
21	Nov. 28 @	Montreal	3-5	L	5-13-3	16,231	60	Feb. 24 @	Toronto	3-3	T	21-29-10	16,485
22	Nov. 29 @	Buffalo	1-2	L	5-14-3	15,858	61	Feb. 27 @	Pittsburgh	1-4	L	21-30-10	7,268
23	Dec. 1	MINNESOTA	1-1	T	5-14-4	10,158	62	Feb. 28 @	Atlanta	3-1	W	22-30-10	14,064
24	Dec. 4 @	Vancouver	3-2	W	6-14-4	15,570	63	Mar. 2	ST. LOUIS	4-2	W	23-30-10	14,164
25	Dec. 5	PITTSBURGH	4-1	W	7-14-4	8,056	64	Mar. 5	CALIFORNIA	2-1	W	24-30-10	8,416
26	Dec. 8	ATLANTA	3-0	W	8-14-4	10,535	65	Mar. 7	CHICAGO	3-2	W	25-30-10	10,904
27	Dec. 11 @	Minnesota	3-6	L	8-15-4	14,667	66	Mar. 9	BOSTON	4-4	T	25-30-11	15,355
28	Dec. 13	NY ISLANDERS	3-2	W	9-15-4	9,508	67	Mar. 13	PITTSBURGH	5-1	W	26-30-11	8,437
29	Dec. 15	MONTREAL	2-6	L	9-16-4	10,282	68	Mar. 16	DETROIT	2-0	W	27-30-11	13,014
30	Dec. 18 @	Detroit	4-4	T	9-16-5	10,533	69	Mar. 19	TORONTO	1-1	T	27-30-12	10,337
31	Dec. 19 @	St. Louis	1-3	L	9-17-5	4,115	70	Mar. 21	CALIFORNIA	6-3	W	28-30-12	8,039
32	Dec. 22	MINNESOTA	5-2	W	10-17-5	9,722	71	Mar. 23	VANCOUVER	5-0	W	29-30-12	12,946
33	Dec. 26 @	Chicago	3-3	T	10-17-6	16,666	72	Mar. 24 @	California	7-1	W	30-30-12	3,878
34	Dec. 27 @	Atlanta	4-6	L	10-18-6	15,141	73	Mar. 26 @	Minnesota	1-5	L	30-31-12	14,642
35	Dec. 29	BOSTON	4-1	W	11-18-6	16,005	74	Mar. 28	NY ISLANDERS	4-1	W	31-31-12	8,258
36	Jan. 2 @	California	2-5	L	11-19-6	2,860	75	Mar. 30	MONTREAL	2-5	L	31-32-12	15,833
37	Jan. 5	TORONTO	5-3	W	12-19-6	11,401	76	Apr. 3	ATLANTA	4-2	W	32-32-12	11,519
38	Jan. 8 @	NY Islanders	3-1	W	13-19-6	11,747	77	Apr. 5 @	Vancouver	2-5	L	32-33-12	15,570
39	Jan. 9 @	Chicago	4-4	T	13-19-7	16,666	78	Apr. 6	VANCOUVER	11-1	W	33-33-12	11,112

KINGS 1974-75 SEASON IN REVIEW

Record: 42-17-21 (105 points)
Norris Division Finish: 2nd

General Manager: Jake Milford
Head Coach: Bob Pulford
Captain: Terry Harper

SCORING

PLAYER	GP	G	A	PTS	PIM	PLAYER	GP	G	A	PTS	PIM
Bob Nevin	80	31	41	72	19	Terry Harper	80	5	21	26	120
Mike Murphy	78	30	38	68	44	Sheldon Kannegiesser	74	2	23	25	57
Dan Maloney	80	27	39	66	165	Neil Komadoski	74	4	12	16	69
Butch Goring	60	27	33	60	6	Larry Brown	78	1	15	16	50
Juha Widing	80	26	34	60	46	Dave Hutchison	68	0	6	6	133
Frank St. Marseille	80	17	36	53	46	Vic Venasky	17	1	2	3	0
Bob Berry	80	25	23	48	60	Rogie Vachon	54	0	1	1	2
Tommy Williams	74	24	22	46	16	Phil Hoene	2	0	0	0	0
Bob Murdoch	80	13	29	42	116	Jimmy Peters	3	0	0	0	0
Gene Carr	80	7	32	39	103	Gary Edwards	27	0	0	0	0
Mike Corrigan	80	13	21	34	61	Team PIM					8
Don Kozak	77	16	15	31	64	**Team Totals**	**80**	**269**	**443**	**712**	**1,185**

GOALTENDER	GP	MIN	GA	SO	EN	SA	S%	AVG	W-L-T
Rogie Vachon	54	3,239	121	6	2	1,645	.926	2.24	27-14-13
Gary Edwards	27	1,561	61	3	1	724	.916	2.34	15-3-8
Empty Net Goals			3			3			
Team Totals	**80**	**4,800**	**185**	**9**	**3**	**2,372**	**.922**	**2.31**	**42-17-21**

RESULTS

1	Oct. 10 @	Philadelphia	5-3	W	1-0-0	17,007	41	Jan. 11 @	Toronto	7-5	W	23-6-12	16,485
2	Oct. 12 @	Montreal	4-4	T	1-0-1	16,325	42	Jan. 14 @	Washington	6-2	W	24-6-12	8,059
3	Oct. 13 @	Buffalo	4-1	W	2-0-1	15,863	43	Jan. 16 @	Boston	4-1	W	25-6-12	14,283
4	Oct. 15 @	Washington	1-1	T	2-0-2	8,093	44	Jan. 17 @	Atlanta	0-5	L	25-7-12	14,507
5	Oct. 16 @	Toronto	1-1	T	2-0-3	16,332	45	Jan. 19 @	Montreal	6-3	W	26-7-12	18,395
6	Oct. 19	KANSAS CITY	3-0	W	3-0-3	14,384	46	Jan. 23	TORONTO	8-0	W	27-7-12	15,795
7	Oct. 22	PHILADELPHIA	2-4	L	3-1-3	13,558	47	Jan. 25 @	NY Islanders	5-5	T	27-7-13	14,865
8	Oct. 24	BUFFALO	7-2	W	4-1-3	9,305	48	Jan. 26 @	NY Rangers	2-3	L	27-8-13	17,500
9	Oct. 26	CALIFORNIA	5-1	W	5-1-3	11,253	49	Jan. 28	NY RANGERS	5-2	W	28-8-13	13,874
10	Oct. 28	PITTSBURGH	2-0	W	6-1-3	8,119	50	Jan. 30	WASHINGTON	6-4	W	29-8-13	9,764
11	Oct. 31	ST. LOUIS	1-1	T	6-1-4	7,483	51	Feb. 1	MONTREAL	3-5	L	29-9-13	16,005
12	Nov. 2	DETROIT	5-1	W	7-1-4	11,606	52	Feb. 5	PITTSBURGH	2-3	L	29-10-13	11,230
13	Nov. 5 @	St. Louis	4-3	W	8-1-4	17,381	53	Feb. 7 @	Atlanta	1-3	L	29-11-13	13,702
14	Nov. 7 @	Pittsburgh	5-3	W	9-1-4	8,651	54	Feb. 9 @	Chicago	2-1	W	30-11-13	16,000
15	Nov. 9	NY RANGERS	2-2	T	9-1-5	15,672	55	Feb. 12	ATLANTA	2-2	T	30-11-14	12,346
16	Nov. 13	TORONTO	4-0	W	10-1-5	10,043	56	Feb. 15	DETROIT	8-2	W	31-11-14	13,361
17	Nov. 15 @	Vancouver	2-2	T	10-1-6	15,570	57	Feb. 18 @	Washington	6-1	W	32-11-14	9,372
18	Nov. 16	CHICAGO	1-2	L	10-2-6	15,274	58	Feb. 19 @	Pittsburgh	2-2	T	32-11-15	12,762
19	Nov. 20	MONTREAL	3-3	T	10-2-7	13,284	59	Feb. 22	BOSTON	6-0	W	33-11-15	16,005
20	Nov. 23 @	Pittsburgh	0-0	T	10-2-8	12,003	60	Feb. 23 @	California	2-2	T	33-11-16	7,855
21	Nov. 24 @	Detroit	4-1	W	11-2-8	12,892	61	Feb. 26 @	Detroit	2-1	W	34-11-16	11,354
22	Nov. 27	NY ISLANDERS	3-3	T	11-2-9	10,959	62	Feb. 27 @	Buffalo	0-5	L	34-12-16	15,863
23	Nov. 30	BOSTON	2-0	W	12-2-9	16,005	63	Mar. 1	MINNESOTA	7-4	W	35-12-16	13,680
24	Dec. 4	MINNESOTA	4-1	W	13-2-9	8,608	64	Mar. 4	KANSAS CITY	7-4	W	36-12-16	9,268
25	Dec. 7	ATLANTA	6-2	W	14-2-9	11,997	65	Mar. 6	NY ISLANDERS	2-2	T	36-12-17	10,268
26	Dec. 11 @	Toronto	4-1	W	15-2-9	16,325	66	Mar. 8	CHICAGO	1-6	L	36-13-17	16,005
27	Dec. 12 @	Boston	1-8	L	15-3-9	13,891	67	Mar. 11	BUFFALO	2-2	T	36-13-18	15,667
28	Dec. 14 @	NY Islanders	0-3	L	15-4-9	14,000	68	Mar. 13	DETROIT	5-5	T	36-13-19	9,663
29	Dec. 15 @	NY Rangers	3-3	T	15-4-10	17,500	69	Mar. 15 @	Montreal	0-3	L	36-14-19	18,734
30	Dec. 18 @	Kansas City	6-0	W	16-4-10	5,983	70	Mar. 16 @	Philadelphia	0-3	L	36-15-19	17,007
31	Dec. 19	WASHINGTON	4-1	W	17-4-10	9,229	71	Mar. 18 @	Minnesota	5-3	W	37-15-19	11,910
32	Dec. 21	MONTREAL	2-2	T	17-4-11	14,294	72	Mar. 20	ST. LOUIS	3-2	W	38-15-19	11,811
33	Dec. 26	VANCOUVER	5-1	W	18-4-11	13,964	73	Mar. 22	PITTSBURGH	4-0	W	39-15-19	14,957
34	Dec. 28	CALIFORNIA	2-3	L	18-5-11	9,920	74	Mar. 26	WASHINGTON	5-1	W	40-15-19	10,636
35	Dec. 30 @	Detroit	3-2	W	19-5-11	12,381	75	Mar. 28 @	Vancouver	2-4	L	40-16-19	15,569
36	Dec. 31 @	Chicago	3-1	W	20-5-11	13,000	76	Mar. 29	VANCOUVER	3-3	T	40-16-20	13,601
37	Jan. 2	BOSTON	2-5	L	20-6-11	16,005	77	Apr. 1 @	Kansas City	1-3	L	40-17-20	8,487
38	Jan. 4	PHILADELPHIA	2-2	T	20-6-12	16,005	78	Apr. 2 @	St. Louis	5-2	W	41-17-20	18,511
39	Jan. 8 @	Minnesota	4-2	W	21-6-12	12,612	79	Apr. 5	CALIFORNIA	5-3	W	42-17-20	13,904
40	Jan. 9 @	Buffalo	5-2	W	22-6-12	15,863	80	Apr. 6 @	California	1-1	T	42-17-21	5,159

KINGS 1975-76 SEASON IN REVIEW

Record: 38-33-9 (85 points)
Norris Division Finish: 2nd

General Manager: Jake Milford
Head Coach: Bob Pulford
Captain: Mike Murphy

SCORING

PLAYER	GP	G	A	PTS	PIM	PLAYER	GP	G	A	PTS	PIM
Marcel Dionne	80	40	54	94	38	Neil Komadoski	80	3	15	18	165
Butch Goring	80	33	40	73	8	Sheldon Kannegiesser	70	4	9	13	36
Mike Murphy	80	26	42	68	61	Dave Hutchison	50	0	10	10	181
Bob Nevin	77	13	42	55	14	Ab DeMarco	30	4	3	7	6
Don Kozak	62	20	24	44	94	Larry Brown	74	2	5	7	33
Vic Venasky	80	18	26	44	12	Dennis Abgrall	13	0	2	2	4
Mike Corrigan	71	22	21	43	71	Bart Crashley	4	0	1	1	6
Bob Berry	80	20	22	42	37	Jim Witherspoon	2	0	0	0	2
Tommy Williams	70	19	20	39	14	Bert Wilson	13	0	0	0	17
Bob Murdoch	80	6	29	35	103	Gary Edwards	29	0	0	0	2
Frank St. Marseille	68	10	16	26	20	Rogie Vachon	51	0	0	0	0
Gary Sargent	63	8	16	24	36	Team PIM					20
Juha Widing	67	7	15	22	26	**Team Totals**	**80**	**263**	**423**	**686**	**1,022**
Gene Carr	38	8	11	19	16						

GOALTENDER	GP	MIN	GA	SO	EN	SA	S%	AVG	W-L-T
Rogie Vachon	51	3,060	160	5	1	1,466	.891	3.14	26-20-5
Gary Edwards	29	1,740	103	0	1	826	.875	3.55	12-13-4
Empty Net Goals			2			2			
Team Totals	**80**	**4,800**	**265**	**5**	**2**	**2,294**	**.884**	**3.31**	**38-33-9**

RESULTS

1	Oct. 8 @	Montreal	0-9	L	0-1-0	15,221	41	Jan. 7 @	Kansas City	5-2	W	22-17-2	6,273
2	Oct. 11 @	NY Islanders	0-7	L	0-2-0	14,865	42	Jan. 8 @	Philadelphia	4-6	L	22-18-2	17,007
3	Oct. 12 @	NY Rangers	6-4	W	1-2-0	17,500	43	Jan. 10 @	Toronto	3-4	L	22-19-2	16,447
4	Oct. 15	WASHINGTON	4-3	W	2-2-0	10,092	44	Jan. 13 @	Atlanta	3-0	W	23-19-2	10,814
5	Oct. 17 @	Vancouver	5-3	W	3-2-0	15,570	45	Jan. 15 @	Boston	0-4	L	23-20-2	13,769
6	Oct. 18	CALIFORNIA	5-3	W	4-2-0	12,217	46	Jan. 17 @	Montreal	2-4	L	23-21-2	16,702
7	Oct. 21 @	St. Louis	1-6	L	4-3-0	16,383	47	Jan. 18 @	Detroit	8-3	W	24-21-2	10,680
8	Oct. 22 @	Chicago	5-3	W	5-3-0	9,300	48	Jan. 22	TORONTO	6-3	W	25-21-2	13,177
9	Oct. 24 @	Atlanta	1-7	L	5-4-0	10,943	49	Jan. 24 @	NY Islanders	0-5	L	25-22-2	14,865
10	Oct. 26	MINNESOTA	4-2	W	6-4-0	10,786	50	Jan. 25 @	NY Rangers	4-1	W	26-22-2	17,500
11	Oct. 28	WASHINGTON	6-0	W	7-4-0	8,412	51	Jan. 27	WASHINGTON	2-0	W	27-22-2	11,390
12	Oct. 30	PITTSBURGH	4-0	W	8-4-0	10,231	52	Jan. 29	DETROIT	3-3	T	27-22-3	12,228
13	Nov. 1	ATLANTA	3-1	W	9-4-0	13,051	53	Jan. 31	MONTREAL	7-3	W	28-22-3	16,005
14	Nov. 5 @	Washington	3-1	W	10-4-0	12,527	54	Feb. 4	BUFFALO	3-4	L	28-23-3	11,635
15	Nov. 6 @	Philadelphia	1-1	T	10-4-1	17,077	55	Feb. 7	PITTSBURGH	3-7	L	28-24-3	11,606
16	Nov. 8	NY RANGERS	3-1	W	11-4-1	16,005	56	Feb. 10 @	Washington	2-2	T	28-24-4	7,243
17	Nov. 11	CALIFORNIA	2-3	L	11-5-1	10,842	57	Feb. 11 @	Chicago	7-4	W	29-24-4	14,200
18	Nov. 13	NY ISLANDERS	4-3	W	12-5-1	10,827	58	Feb. 14 @	Montreal	2-2	T	29-24-5	16,771
19	Nov. 15	TORONTO	1-1	T	12-5-2	14,456	59	Feb. 15 @	Pittsburgh	4-6	L	29-25-5	11,098
20	Nov. 19	CHICAGO	2-4	L	12-6-2	12,645	60	Feb. 17	MINNESOTA	2-1	W	30-25-5	10,727
21	Nov. 22 @	Pittsburgh	3-6	L	12-7-2	10,089	61	Feb. 18	ST. LOUIS	2-2	T	30-25-6	10,574
22	Nov. 23 @	Detroit	1-4	L	12-8-2	14,565	62	Feb. 21	PHILADELPHIA	3-3	T	30-25-7	16,005
23	Nov. 25 @	Boston	2-4	L	12-9-2	13,903	63	Feb. 26	CHICAGO	2-6	L	30-26-7	11,928
24	Nov. 26 @	Washington	2-7	L	12-10-2	6,282	64	Feb. 28 @	Detroit	3-1	W	31-26-7	11,178
25	Nov. 29	BUFFALO	8-3	W	13-10-2	13,993	65	Feb. 29 @	Buffalo	1-5	L	31-27-7	16,433
26	Dec. 2	ATLANTA	5-3	W	14-10-2	8,575	66	Mar. 3	BOSTON	3-5	L	31-28-7	12,510
27	Dec. 3 @	California	3-2	W	15-10-2	4,542	67	Mar. 6	TORONTO	1-4	L	31-29-7	13,799
28	Dec. 6	DETROIT	3-2	W	16-10-2	15,360	68	Mar. 9	VANCOUVER	6-1	W	32-29-7	10,108
29	Dec. 10	ST. LOUIS	5-0	W	17-10-2	9,303	69	Mar. 11	NY RANGERS	4-3	W	33-29-7	10,122
30	Dec. 13	PHILADELPHIA	4-6	L	17-11-2	16,005	70	Mar. 13	DETROIT	1-4	L	33-30-7	11,534
31	Dec. 17	MONTREAL	1-2	L	17-12-2	15,445	71	Mar. 16	BUFFALO	2-4	L	33-31-7	9,500
32	Dec. 20	PITTSBURGH	1-5	L	17-13-2	9,404	72	Mar. 20	MONTREAL	4-3	W	34-31-7	16,005
33	Dec. 22 @	Toronto	3-4	L	17-14-2	16,485	73	Mar. 21 @	Minnesota	4-4	T	34-31-8	8,695
34	Dec. 23 @	Boston	4-3	W	18-14-2	13,336	74	Mar. 24	NY ISLANDERS	1-1	T	34-31-9	11,267
35	Dec. 26 @	California	4-2	W	19-14-2	8,113	75	Mar. 26 @	Vancouver	3-4	L	34-32-9	15,612
36	Dec. 27	KANSAS CITY	9-4	W	20-14-2	13,470	76	Mar. 27	VANCOUVER	7-3	W	35-32-9	13,571
37	Dec. 29 @	Minnesota	1-2	L	20-15-2	10,241	77	Mar. 30 @	Kansas City	8-6	W	36-32-9	7,123
38	Dec. 31 @	Pittsburgh	1-5	L	20-16-2	8,993	78	Mar. 31 @	St. Louis	2-1	W	37-32-9	16,429
39	Jan. 1 @	Buffalo	9-6	W	21-16-2	16,433	79	Apr. 3	KANSAS CITY	5-1	W	38-32-9	13,618
40	Jan. 3	BOSTON	0-3	L	21-17-2	16,005	80	Apr. 4 @	California	2-5	L	38-33-9	6,442

KINGS 1976-77 SEASON IN REVIEW

Record: 34-31-15 (83 points)
Norris Division Finish: 2nd

General Manager: Jake Milford
Head Coach: Bob Pulford
Captain: Mike Murphy

SCORING

PLAYER	GP	G	A	PTS	PIM	PLAYER	GP	G	A	PTS	PIM
Marcel Dionne	80	53	69	122	12	Juha Widing	47	3	8	11	8
Butch Goring	78	30	55	85	6	Bert Wilson	77	4	3	7	64
Tommy Williams	80	35	39	74	14	Larry Brown	55	1	6	7	24
Mike Murphy	76	25	36	61	58	Ab DeMarco	33	3	3	6	6
Gary Sargent	80	14	40	54	65	Lorne Stamler	7	2	1	3	2
Vic Venasky	80	14	26	40	18	Steve Clippingdale	16	1	2	3	9
Bob Berry	69	13	25	38	20	Sheldon Kannegiesser	39	1	1	2	28
Don Kozak	79	15	17	32	89	Russ Walker	16	1	0	1	35
Bob Murdoch	70	9	23	32	79	Rogie Vachon	68	0	1	1	2
Dave Schultz	76	10	20	30	232	Jim Moxey	1	0	0	0	2
Frank St. Marseille	49	6	22	28	16	Gary Simmons	4	0	0	0	0
Gene Carr	68	15	12	27	25	Gary Edwards	10	0	0	0	0
Dave Hutchison	70	6	11	17	220	Team PIM					14
Glenn Goldup	28	7	6	13	29	**Team Totals**	**80**	**271**	**435**	**706**	**1,186**
Neil Komadoski	68	3	9	12	109						

GOALTENDER	GP	MIN	GA	SO	EN	SA	S%	AVG	W-L-T
Rogie Vachon	68	4,059	184	8	1	1,900	.903	2.72	33-23-12
Gary Simmons	4	240	16	0	1	118	.864	4.00	1-2-1
Gary Edwards	10	501	39	0	0	264	.852	4.67	0-6-2
Empty Net Goals			2			2			
Team Totals	**80**	**4,800**	**241**	**8**	**2**	**2,284**	**.894**	**3.01**	**34-31-15**

RESULTS

1	Oct. 6 @	Cleveland	2-2	T	0-0-1	8,899	41	Jan. 5 @	Minnesota	2-5	L	13-18-10	6,912
2	Oct. 7 @	Atlanta	2-4	L	0-1-1	9,140	42	Jan. 8 @	Philadelphia	1-6	L	13-19-10	17,077
3	Oct. 9 @	Pittsburgh	7-4	W	1-1-1	10,131	43	Jan. 9 @	NY Rangers	5-4	W	14-19-10	17,500
4	Oct. 10 @	Philadelphia	0-1	L	1-2-1	17,077	44	Jan. 12 @	Toronto	2-3	L	14-20-10	16,485
5	Oct. 13 @	Toronto	4-4	T	1-2-2	16,485	45	Jan. 13 @	Boston	3-4	L	14-21-10	10,760
6	Oct. 16	WASHINGTON	7-1	W	2-2-2	12,859	46	Jan. 15 @	Montreal	0-6	L	14-22-10	16,563
7	Oct. 17	ST. LOUIS	6-2	W	3-2-2	10,935	47	Jan. 18	TORONTO	6-3	W	15-22-10	12,644
8	Oct. 20 @	NY Rangers	4-2	W	4-2-2	17,500	48	Jan. 20	PITTSBURGH	5-3	W	16-22-10	12,174
9	Oct. 21 @	Washington	5-5	T	4-2-3	7,098	49	Jan. 22	NY RANGERS	6-0	W	17-22-10	13,606
10	Oct. 23	BOSTON	2-4	L	4-3-3	15,094	50	Jan. 26	MINNESOTA	2-3	L	17-23-10	10,131
11	Oct. 26	DETROIT	3-2	W	5-3-3	10,073	51	Jan. 29 @	NY Islanders	4-0	W	18-23-10	15,317
12	Oct. 28	ATLANTA	5-1	W	6-3-3	9,104	52**	Jan. 30 @	Buffalo	*(Postponed to Thur., Mar. 3-Snowstorm)*			
13	Oct. 30	CLEVELAND	4-3	W	7-3-3	10,840	53	Feb. 2	WASHINGTON	7-2	W	19-23-10	9,960
14	Nov. 2 @	Pittsburgh	1-7	L	7-4-3	7,597	54	Feb. 5	MONTREAL	3-3	T	19-23-11	16,005
15	Nov. 3 @	Cleveland	4-2	W	8-4-3	3,157	55	Feb. 8 @	NY Islanders	1-4	L	19-24-11	15,317
16	Nov. 5 @	Vancouver	1-4	L	8-5-3	15,644	56	Feb. 9 @	Cleveland	3-6	L	19-25-11	3,225
17	Nov. 6	NY RANGERS	3-3	T	8-5-4	12,784	57	Feb. 12	PITTSBURGH	2-3	L	19-26-11	12,276
18	Nov. 10	TORONTO	2-2	T	8-5-5	12,338	58	Feb. 15	NY ISLANDERS	3-0	W	20-26-11	10,256
19	Nov. 13 @	Detroit	3-3	T	8-5-6	10,217	59	Feb. 17	ATLANTA	3-4	L	20-27-11	11,059
20	Nov. 14 @	Chicago	4-5	L	8-6-6	12,400	60	Feb. 19	BOSTON	2-0	W	21-27-11	14,178
21	Nov. 16	CLEVELAND	0-0	T	8-6-7	9,724	61	Feb. 22	ST. LOUIS	4-0	W	22-27-11	10,650
22	Nov. 18	NY ISLANDERS	1-3	L	8-7-7	11,904	62	Feb. 24	VANCOUVER	2-2	T	22-27-12	10,261
23	Nov. 20	BUFFALO	3-4	L	8-8-7	12,568	63	Feb. 26 @	Detroit	4-3	W	23-27-12	9,117
24	Nov. 24	CHICAGO	4-5	L	8-9-7	12,598	64	Feb. 27 @	Buffalo	5-1	W	24-27-12	16,433
25	Nov. 27	MONTREAL	3-4	L	8-10-7	16,005	65	Mar. 1 @	Washington	3-2	W	25-27-12	10,970
26	Nov. 28 @	Colorado	6-6	T	8-10-8	5,697	66	Mar. 2 @	Pittsburgh	5-0	W	26-27-12	9,226
27	Dec. 1 @	Toronto	3-6	L	8-11-8	16,384	52**	Mar. 3 @	Buffalo	2-7	L	26-28-12	16,433
28	Dec. 2 @	Montreal	3-3	T	8-11-9	16,024	67	Mar. 5	PITTSBURGH	3-3	T	26-28-13	16,005
29	Dec. 4	DETROIT	4-1	W	9-11-9	11,140	68	Mar. 8	CHICAGO	7-1	W	27-28-13	11,968
30	Dec. 8	COLORADO	3-3	T	9-11-10	10,746	69	Mar. 10	WASHINGTON	6-0	W	28-28-13	11,826
31	Dec. 11	BUFFALO	2-4	L	9-12-10	11,116	70	Mar. 13 @	Boston	2-2	T	28-28-14	12,024
32	Dec. 14 @	Washington	4-2	W	10-12-10	7,359	71	Mar. 14 @	Montreal	0-3	L	28-29-14	17,356
33	Dec. 15 @	Atlanta	3-1	W	11-12-10	11,264	72	Mar. 17	DETROIT	3-2	W	29-29-14	14,580
34	Dec. 18	MONTREAL	0-2	L	11-13-10	14,764	73	Mar. 19	PHILADELPHIA	3-5	L	29-30-14	16,005
35	Dec. 22	VANCOUVER	2-3	L	11-14-10	11,987	74	Mar. 22 @	St. Louis	2-4	L	29-31-14	12,417
36	Dec. 27 @	Detroit	7-4	W	12-14-10	11,102	75	Mar. 23 @	Chicago	3-1	W	30-31-14	9,200
37	Dec. 28 @	Minnesota	3-8	L	12-15-10	9,312	76	Mar.26	BUFFALO	6-4	W	31-31-14	15,288
38	Dec. 30	PHILADELPHIA	0-2	L	12-16-10	16,005	77	Mar. 29 @	Vancouver	3-3	T	31-31-15	15,641
39	Jan. 1	BOSTON	5-2	W	13-16-10	11,337	78	Mar. 31	COLORADO	7-5	W	32-31-15	11,302
40	Jan. 4 @	St. Louis	3-4	L	13-17-10	8,183	79	Apr. 2	MINNESOTA	7-2	W	33-31-15	13,419
							80	Apr. 3 @	Colorado	6-4	W	34-31-15	13,296

KINGS 1977-78 SEASON IN REVIEW

Record: 31-34-15 (77 points)
Norris Division Finish: 3rd

General Manager: George Maguire
Head Coach: Ron Stewart
Captain: Mike Murphy

SCORING

PLAYER	GP	G	A	PTS	PIM
Marcel Dionne	70	36	43	79	37
Butch Goring	80	37	36	73	2
Mike Murphy	72	20	36	56	48
Syl Apps, Jr.	70	19	26	45	18
Dave Taylor	64	22	21	43	47
Gary Sargent	72	7	34	41	52
Tommy Williams	58	15	22	37	9
Randy Manery	79	6	27	33	61
Glenn Goldup	66	14	18	32	66
Pete Stemkowski	80	13	18	31	33
Danny Grant	41	10	19	29	2
Ernie Hicke	41	9	15	24	18
Bert Wilson	79	7	16	23	127
Hartland Monahan	64	10	9	19	45
Bob Murdoch	76	2	17	19	68
Don Kozak	43	8	5	13	45
Vic Venasky	71	3	10	13	6
Dave Hutchison	44	0	10	10	71
Larry Brown	57	1	8	9	23
Neil Komadoski	25	0	6	6	24
Rob Palmer	48	0	3	3	27
Gene Carr	5	2	0	2	4
Dave Schultz	8	2	0	2	27
Darryl Edestrand	13	0	2	2	15
Russ Walker	1	0	0	0	6
Larry Carriere	2	0	0	0	0
Lorne Stamler	2	0	0	0	0
Charlie Simmer	3	0	0	0	2
Steve Short	5	0	0	0	2
Gary Simmons	14	0	0	0	6
Rogie Vachon	70	0	0	0	2
Team PIM					10
Team Totals	**80**	**243**	**401**	**644**	**903**

GOALTENDER	GP	MIN	GA	SO	EN	SA	S%	AVG	W-L-T
Rogie Vachon	70	4,107	196	4	4	1,806	.891	2.86	29-27-13
Gary Simmons	14	693	44	0	1	335	.869	3.81	2-7-2
Empty Net Goals			5			5			
Team Totals	**80**	**4,800**	**245**	**4**	**5**	**2,146**	**.886**	**3.06**	**31-34-15**

RESULTS

1	Oct. 12	CLEVELAND	2-0	W	1-0-0	11,643	41	Jan. 12 @	Boston	1-6	L	17-15-9	14,202
2	Oct. 15	DETROIT	4-2	W	2-0-0	10,464	42	Jan. 14 @	Atlanta	8-4	W	18-15-9	11,114
3	Oct. 18 @	NY Islanders	0-0	T	2-0-1	12,254	43	Jan. 18	NY RANGERS	0-3	L	18-16-9	11,934
4	Oct. 19 @	Cleveland	1-3	L	2-1-1	3,252	44	Jan. 20 @	Colorado	2-5	L	18-17-9	6,681
5	Oct. 22	BOSTON	3-4	L	2-2-1	14,638	45	Jan. 21	TORONTO	2-1	W	19-17-9	13,497
6	Oct. 25 @	Vancouver	1-3	L	2-3-1	14,000	46	Jan. 26	ST. LOUIS	5-1	W	20-17-9	10,392
7	Oct. 26	NY ISLANDERS	2-2	T	2-3-2	10,638	47	Jan. 28 @	Montreal	3-6	L	20-18-9	17,280
8	Oct. 29 @	Montreal	5-3	W	3-3-2	16,108	48	Jan. 29 @	NY Rangers	4-1	W	21-18-9	17,500
9	Oct. 30 @	NY Rangers	5-3	W	4-3-2	17,500	49	Feb. 1	WASHINGTON	8-3	W	22-18-9	8,301
10	Nov. 1 @	St. Louis	2-7	L	4-4-2	9,715	50	Feb. 4	MONTREAL	5-5	T	22-18-10	16,005
11	Nov. 3	TORONTO	4-2	W	5-4-2	12,654	51	Feb. 7	DETROIT	1-2	L	22-19-10	10,748
12	Nov. 5	NY RANGERS	3-1	W	6-4-2	12,215	52	Feb. 9	ATLANTA	2-4	L	22-20-10	10,045
13	Nov. 8 @	Washington	5-1	W	7-4-2	7,473	53	Feb. 11	PITTSBURGH	3-3	T	22-20-11	12,246
14	Nov. 10 @	Boston	2-5	L	7-5-2	11,428	54	Feb. 14 @	NY Islanders	2-3	L	22-21-11	14,914
15	Nov. 12	MINNESOTA	2-2	T	7-5-3	12,401	55	Feb. 16 @	Buffalo	0-5	L	22-22-11	16,433
16	Nov. 16	CLEVELAND	1-1	T	7-5-4	10,649	56	Feb. 18 @	Pittsburgh	1-1	T	22-22-12	16,033
17	Nov. 19	MONTREAL	2-4	L	7-6-4	16,005	57	Feb. 19 @	Detroit	1-5	L	22-23-12	16,497
18	Nov. 23	CHICAGO	8-3	W	8-6-4	11,729	58	Feb. 21 @	Washington	4-1	W	23-23-12	9,170
19	Nov. 24	PITTSBURGH	5-3	W	9-6-4	9,835	59	Feb. 22 @	Minnesota	1-4	L	23-24-12	9,049
20	Nov. 26 @	Atlanta	4-4	T	9-6-5	13,773	60	Feb. 25	BOSTON	2-4	L	23-25-12	16,005
21	Nov. 27 @	Philadelphia	0-2	L	9-7-5	17,077	61	Feb. 28	CLEVELAND	4-2	W	24-25-12	9,529
22	Nov. 29	WASHINGTON	4-2	W	10-7-5	9,669	62	Mar. 2	COLORADO	5-2	W	25-25-12	9,801
23	Dec. 1	PHILADELPHIA	2-4	L	10-8-5	12,371	63	Mar. 4	CHICAGO	3-6	L	25-26-12	12,546
24	Dec. 3	ATLANTA	4-1	W	11-8-5	11,168	64	Mar. 8 @	Toronto	5-1	W	26-26-12	16,485
25	Dec. 6 @	St. Louis	6-1	W	12-8-5	9,270	65	Mar. 9 @	Buffalo	3-3	T	26-26-13	16,433
26	Dec. 8 @	Pittsburgh	5-3	W	13-8-5	9,117	66	Mar. 11 @	Montreal	3-5	L	26-27-13	17,131
27	Dec. 10	TORONTO	0-3	L	13-9-5	13,532	67	Mar. 12 @	Boston	3-9	L	26-28-13	14,602
28	Dec. 15	BUFFALO	3-7	L	13-10-5	11,645	68	Mar. 14	PITTSBURGH	4-2	W	27-28-13	12,084
29	Dec. 17	WASHINGTON	1-2	L	13-11-5	8,125	69	Mar. 16	DETROIT	3-3	T	27-28-14	10,256
30	Dec. 19	VANCOUVER	3-2	W	14-11-5	9,946	70	Mar. 18	MONTREAL	3-6	L	27-29-14	16,005
31	Dec. 21	MINNESOTA	8-1	W	15-11-5	9,648	71	Mar. 21	BUFFALO	2-6	L	27-30-14	11,027
32	Dec. 22 @	Chicago	4-0	W	16-11-5	9,072	72	Mar. 23 @	Minnesota	3-1	W	28-30-14	7,715
33	Dec. 28	NY ISLANDERS	3-4	L	16-12-5	16,005	73	Mar. 24 @	Cleveland	4-3	W	29-30-14	4,744
34	Dec. 29 @	Colorado	2-2	T	16-12-6	9,527	74	Mar. 27 @	Toronto	0-3	L	29-31-14	16,485
35	Jan. 1	COLORADO	5-1	W	17-12-6	10,797	75	Mar. 29 @	Chicago	1-5	L	29-32-14	10,957
36	Jan. 4 @	Washington	0-4	L	17-13-6	9,823	76	Mar. 30 @	Detroit	4-0	W	30-32-14	16,654
37	Jan. 5 @	Philadelphia	4-4	T	17-13-7	17,077	77	Apr. 1	PHILADELPHIA	2-4	L	30-33-13	15,350
38	Jan. 7 @	Pittsburgh	3-3	T	17-13-8	13,921	78	Apr. 5	ST. LOUIS	2-3	L	30-34-14	9,090
39	Jan. 8 @	Detroit	3-4	L	17-14-8	12,098	79	Apr. 7 @	Vancouver	5-5	T	30-34-15	15,613
40	Jan. 11 @	Buffalo	3-3	T	17-14-9	16,433	80	Apr. 8	VANCOUVER	5-3	W	31-34-15	11,218

KINGS 1978-79 SEASON IN REVIEW

Record: 34-34-12 (80 points)
Norris Division Finish: 3rd

General Manager: George Maguire
Head Coach: Bob Berry
Captain: Mike Murphy

SCORING

PLAYER	GP	G	A	PTS	PIM
Marcel Dionne	80	59	71	130	30
Dave Taylor	78	43	48	91	124
Butch Goring	80	36	51	87	16
Charlie Simmer	38	21	27	48	16
Mike Murphy	64	16	29	45	38
Rob Palmer	78	4	41	45	26
Glenn Goldup	73	15	22	37	89
Syl Apps, Jr.	80	7	30	37	29
Randy Manery	71	8	27	35	64
Steve Jensen	72	23	8	31	57
Murray Wilson	58	11	15	26	14
Tommy Williams	44	10	15	25	8
Danny Grant	35	10	11	21	8
Rick Hampton	49	3	17	20	22
Bert Wilson	73	9	10	19	138
Vic Venasky	73	4	13	17	8
Bob Murdoch	32	3	12	15	46
Mark Heaslip	69	4	9	13	45
Richard Mulhern	36	2	9	11	23
Doug Halward	27	1	5	6	13
Randy Holt	36	0	6	6	202
Darryl Edestrand	55	1	4	5	46
Brian Glennie	18	2	2	4	22
Nick Beverley	7	0	3	3	0
Mario Lessard	49	0	2	2	8
Scott Garland	6	0	1	1	24
Ron Grahame	34	0	1	1	6
Team PIM					12
Team Totals	**80**	**292**	**489**	**781**	**1,134**

GOALTENDER	GP	MIN	GA	SO	EN	SA	S%	AVG	W-L-T
Mario Lessard	49	2,860	148	4	2	1,367	.892	3.10	23-15-10
Ron Grahame	34	1,940	136	0	0	985	.862	4.21	11-19-2
Empty Net Goals			2			2			
Team Totals	**80**	**4,800**	**286**	**4**	**2**	**2,354**	**.879**	**3.57**	**34-34-12**

RESULTS

1	Oct. 11	WASHINGTON	2-4	L	0-1-0	8,318	41	Jan. 9 @	NY Islanders	1-7	L	17-18-6	14,995
2	Oct. 14	ST. LOUIS	6-2	W	1-1-0	7,566	42	Jan. 10 @	Chicago	0-3	L	17-19-6	8,221
3	Oct. 18	BOSTON	2-3	L	1-2-0	8,564	43	Jan. 13 @	Detroit	7-3	W	18-19-6	14,447
4	Oct. 20 @	Washington	6-4	W	2-2-0	8,303	44	Jan. 14 @	Boston	6-3	W	19-19-6	13,424
5	Oct. 22 @	Montreal	4-8	L	2-3-0	16,089	45	Jan. 17	MONTREAL	3-7	L	19-20-6	13,257
6	Oct. 24 @	Atlanta	2-7	L	2-4-0	8,526	46	Jan. 20	TORONTO	2-3	L	19-21-6	12,793
7	Oct. 26	BUFFALO	6-0	W	3-4-0	7,238	47	Jan. 24	PITTSBURGH	4-1	W	20-21-6	9,680
8	Oct. 28	WASHINGTON	5-1	W	4-4-0	7,347	48	Jan. 25	DETROIT	6-6	T	20-21-7	9,974
9	Nov. 1	TORONTO	2-4	L	4-5-0	9,048	49	Jan. 27 @	Pittsburgh	3-5	L	20-22-7	14,274
10	Nov. 4	NY RANGERS	3-7	L	4-6-0	10,625	50	Jan. 28 @	Boston	5-3	W	21-22-7	13,591
11	Nov. 8	PHILADELPHIA	3-5	L	4-7-0	8,163	51	Jan. 30 @	St. Louis	1-7	L	21-23-7	7,046
12	Nov. 11	MINNESOTA	8-1	W	5-7-0	8,409	52	Jan. 31 @	Washington	3-5	L	21-24-7	7,966
13	Nov. 12 @	Chicago	4-1	W	6-7-0	11,328	53	Feb. 3	NY RANGERS	4-2	W	22-24-7	13,471
14	Nov. 14 @	St. Louis	4-2	W	7-7-0	8,951	54	Feb. 4 @	Colorado	4-1	W	23-24-7	6,821
15	Nov. 16	MONTREAL	6-3	W	8-7-0	10,292	55	Feb. 14 @	Detroit	3-2	W	24-24-7	13,914
16	Nov. 18	PITTSBURGH	1-3	L	8-8-0	9,171	56	Feb. 15 @	Montreal	2-2	T	24-24-8	16,198
17	Nov. 20	CHICAGO	4-3	W	9-8-0	7,629	57	Feb. 17 @	Toronto	2-5	L	24-25-8	16,485
18	Nov. 22	DETROIT	3-3	T	9-8-1	10,336	58	Feb. 19	NY ISLANDERS	3-8	L	24-26-8	13,744
19	Nov. 25 @	Minnesota	4-1	W	10-8-1	8,833	59	Feb. 21	BOSTON	3-1	W	25-26-8	10,913
20	Nov. 26 @	Detroit	2-4	L	10-9-1	15,114	60	Feb. 24	PHILADELPHIA	3-4	L	25-27-8	13,290
21	Nov. 29	NY ISLANDERS	5-5	T	10-9-2	8,579	61	Feb. 26	VANCOUVER	2-0	W	26-27-8	8,387
22	Dec. 2	DETROIT	5-2	W	11-9-2	11,688	62	Feb. 28	WASHINGTON	3-3	T	26-27-9	8,174
23	Dec. 4	WASHINGTON	10-2	W	12-9-2	7,324	63	Mar. 3	CHICAGO	8-5	W	27-27-9	10,531
24	Dec. 6 @	Minnesota	0-4	L	12-10-2	7,030	64	Mar. 4 @	Vancouver	3-2	W	28-27-9	12,755
25	Dec. 7 @	Buffalo	3-3	T	12-10-3	16,433	65	Mar. 7 @	Pittsburgh	4-0	W	29-27-9	11,479
26	Dec. 9	ATLANTA	5-1	W	13-10-3	10,009	66	Mar. 8 @	Buffalo	4-6	L	29-28-9	16,433
27	Dec. 12 @	NY Islanders	5-5	T	13-10-4	14,286	67	Mar. 10 @	Toronto	4-9	L	29-29-9	16,485
28	Dec. 13 @	NY Rangers	7-8	L	13-11-4	17,165	68	Mar. 11 @	Philadelphia	3-6	L	29-30-9	17,077
29	Dec. 16	MONTREAL	2-5	L	13-12-4	12,562	69	Mar. 14	PITTSBURGH	3-3	T	29-30-10	11,729
30	Dec. 19 @	Colorado	2-2	T	13-12-5	4,044	70	Mar. 17	MONTREAL	3-1	W	30-30-10	14,267
31	Dec. 21	PITTSBURGH	1-4	L	13-13-5	9,125	71	Mar. 20	ATLANTA	4-3	W	31-30-10	9,792
32	Dec. 23 @	Vancouver	0-2	L	13-14-5	12,526	72	Mar. 22	ST. LOUIS	3-3	T	31-30-11	9,533
33	Dec. 27 @	Pittsburgh	2-5	L	13-15-5	14,634	73	Mar. 24	BUFFALO	2-3	L	31-31-11	11,864
34	Dec. 28 @	Montreal	3-3	T	13-15-6	17,153	74	Mar. 28	DETROIT	8-1	W	32-31-11	9,497
35	Dec. 30	VANCOUVER	4-0	W	14-15-6	10,317	75	Mar. 30 @	Atlanta	3-5	L	32-32-11	10,292
36	Jan. 1	COLORADO	5-3	W	15-15-6	7,202	76	Mar. 31 @	Detroit	5-4	W	33-32-11	14,686
37	Jan. 3 @	Washington	3-8	L	15-16-6	7,053	77	Apr. 2 @	NY Rangers	4-5	L	33-33-11	17,378
38	Jan. 4 @	Montreal	5-4	W	16-16-6	16,132	78	Apr. 3 @	Washington	2-6	L	33-34-11	13,159
39	Jan. 6 @	Pittsburgh	4-3	W	17-16-6	11,760	79	Apr. 5	COLORADO	4-4	T	33-34-12	8,240
40	Jan. 7 @	Philadelphia	0-3	L	17-17-6	17,077	80	Apr. 7	MINNESOTA	7-1	W	34-34-12	11,048

KINGS 1979-80 SEASON IN REVIEW

Record: 30-36-14 (74 points)
Norris Division Finish: 2nd

General Manager: George Maguire
Head Coach: Bob Berry
Captain: Mike Murphy

SCORING

PLAYER	GP	G	A	PTS	PIM
Marcel Dionne	80	53	84	137	32
Charlie Simmer	64	56	45	101	65
Dave Taylor	61	37	53	90	72
Butch Goring	69	20	48	68	12
Doug Halward	63	11	45	56	52
Mike Murphy	80	27	22	49	29
Rob Palmer	78	4	36	40	18
Steve Jensen	76	21	15	36	13
Andre St. Laurent	77	6	24	30	88
Glenn Goldup	55	10	11	21	78
Steve Carlson	52	9	12	21	23
Syl Apps, Jr.	51	5	16	21	12
Randy Manery	52	6	10	16	48
Dean Hopkins	60	8	6	14	39
Brad Selwood	63	1	13	14	82
Barry Gibbs	63	2	9	11	32
Billy Harris	11	4	3	7	6
Bert Wilson	75	4	3	7	91
Don Howse	33	2	5	7	6
John Paul Kelly	40	2	5	7	28
Jerry Korab	11	1	2	3	34
Richard Mulhern	15	0	3	3	16
Dave Lewis	11	1	1	2	12
Mark Hardy	15	0	1	1	10
Ron Grahame	26	0	1	1	2
Randy Holt	42	0	1	1	94
Rick Hampton	3	0	0	0	0
Mike Marson	3	0	0	0	5
Doug Keans	10	0	0	0	0
Jay Wells	43	0	0	0	113
Mario Lessard	50	0	0	0	6
Team PIM					16
Team Totals	**80**	**290**	**474**	**764**	**1,134**

GOALTENDER	GP	MIN	GA	SO	EN	SA	S%	AVG	W-L-T
Doug Keans	10	559	23	0	3	247	.907	2.47	3-3-3
Mario Lessard	50	2,836	185	0	3	1,409	.869	3.91	18-22-7
Ron Grahame	26	1,405	98	2	1	802	.878	4.19	9-11-4
Empty Net Goals			7			7			
Team Totals	**80**	**4,800**	**313**	**2**	**7**	**2,465**	**.873**	**3.91**	**30-36-14**

RESULTS

1	Oct. 10	DETROIT	4-4	T	0-0-1	9,211	41	Jan. 12 @	Minnesota	6-5	W	20-13-8	15,704
2	Oct. 13	ST. LOUIS	5-3	W	1-0-1	9,871	42	Jan. 13 @	Winnipeg	3-5	L	20-14-8	13,598
3	Oct. 16 @	Washington	6-8	L	1-1-1	5,386	43	Jan. 16	BUFFALO	2-4	L	20-15-8	9,825
4	Oct. 17 @	Pittsburgh	5-4	W	2-1-1	4,815	44	Jan. 19	ATLANTA	2-4	L	20-16-8	14,909
5	Oct. 19 @	Hartford	3-6	L	2-2-1	7,627	45	Jan. 22	NY RANGERS	4-5	L	20-17-8	9,311
6	Oct. 20 @	Boston	4-5	L	2-3-1	10,946	46	Jan. 24	TORONTO	5-4	W	21-17-8	8,440
7	Oct. 23 @	Colorado	7-4	W	3-3-1	5,365	47	Jan. 26 @	Minnesota	4-4	T	21-17-9	14,575
8	Oct. 24	WASHINGTON	5-3	W	4-3-1	7,813	48	Jan. 27 @	Buffalo	1-9	L	21-18-9	16,433
9	Oct. 27	TORONTO	7-5	W	5-3-1	13,885	49	Jan. 29	WINNIPEG	3-7	L	21-19-9	7,165
10	Oct. 30	BOSTON	4-4	T	5-3-2	9,534	50	Jan. 30	EDMONTON	1-8	L	21-20-9	6,747
11	Nov. 1	NY RANGERS	4-2	W	6-3-2	10,303	51	Feb. 2	MONTREAL	4-5	L	21-21-9	15,042
12	Nov. 3 @	St. Louis	1-4	L	6-4-2	10,289	52	Feb. 3 @	Edmonton	3-5	L	21-22-9	15,423
13	Nov. 4 @	Chicago	5-3	W	7-4-2	8,190	53	Feb. 6 @	Hartford	3-7	L	21-23-9	14,448
14	Nov. 6 @	NY Islanders	1-4	L	7-5-2	14,559	54	Feb. 7 @	NY Islanders	1-4	L	21-24-9	14,497
15	Nov. 7 @	NY Rangers	4-8	L	7-6-2	17,410	55	Feb. 9 @	Toronto	7-2	W	22-24-9	16,485
16	Nov. 10	MINNESOTA	6-6	T	7-6-3	12,048	56	Feb. 10 @	Philadelphia	2-5	L	22-25-9	17,077
17	Nov. 13	COLORADO	4-1	W	8-6-3	6,288	57	Feb. 12	WASHINGTON	2-5	L	22-26-9	7,204
18	Nov. 15	PITTSBURGH	3-3	T	8-6-4	7,698	58	Feb. 14	ST. LOUIS	4-6	L	22-27-9	6,886
19	Nov. 17	MONTREAL	1-3	L	8-7-4	16,005	59	Feb. 16	NY ISLANDERS	3-2	W	23-27-9	11,326
20	Nov. 20 @	Vancouver	5-1	W	9-7-4	15,061	60	Feb. 18 @	Detroit	4-2	W	24-27-9	12,872
21	Nov. 21	PHILADELPHIA	4-6	L	9-8-4	10,030	61	Feb. 20	BOSTON	3-0	W	25-27-9	13,150
22	Nov. 24	NY ISLANDERS	4-4	T	9-8-5	12,765	62	Feb. 23	PHILADELPHIA	1-5	L	25-28-9	16,005
23	Nov. 27	WINNIPEG	5-3	W	10-8-5	7,914	63	Feb. 26 @	Washington	3-5	L	25-29-9	9,516
24	Dec. 1	CHICAGO	7-0	W	11-8-5	10,202	64	Feb. 27 @	NY Rangers	4-5	L	25-30-9	17,424
25	Dec. 4 @	Atlanta	6-2	W	12-8-5	8,290	65	Mar. 1 @	Boston	0-4	L	25-31-9	13,784
26	Dec. 6 @	Philadelphia	4-9	L	12-9-5	17,077	66	Mar. 2 @	Quebec	4-3	W	26-31-9	10,777
27	Dec. 7 @	Montreal	2-5	L	12-10-5	16,847	67	Mar. 5	ATLANTA	1-3	L	26-32-9	9,628
28	Dec. 9 @	Quebec	2-3	L	12-11-5	11,168	68	Mar. 8	CHICAGO	3-3	T	26-32-10	11,168
29	Dec. 12	HARTFORD	7-4	W	13-11-5	8,732	69	Mar. 10 @	Montreal	3-6	L	26-33-10	17,046
30	Dec. 15	VANCOUVER	4-3	W	14-11-5	8,784	70	Mar. 12 @	Pittsburgh	2-4	L	26-34-10	9,294
31	Dec. 19 @	Toronto	4-4	T	14-11-6	16,485	71	Mar. 13 @	Atlanta	2-2	T	26-34-11	9,353
32	Dec. 20 @	Buffalo	3-5	L	14-12-6	16,433	72	Mar. 15	BUFFALO	2-2	T	26-34-12	14,121
33	Dec. 22	EDMONTON	9-3	W	15-12-6	9,384	73	Mar. 19	DETROIT	4-3	W	27-34-12	9,111
34	Dec. 27	QUEBEC	3-0	W	16-12-6	9,978	74	Mar. 22	QUEBEC	4-1	W	28-34-12	10,635
35	Dec. 29	MINNESOTA	4-3	W	17-12-6	14,211	75	Mar. 25 @	Colorado	5-2	W	29-34-12	8,107
36	Jan. 2 @	Detroit	4-2	W	18-12-6	14,195	76	Mar. 27	PITTSBURGH	2-2	T	29-34-13	9,781
37	Jan. 5 @	Edmonton	3-3	T	18-12-7	15,423	77	Mar. 29	HARTFORD	2-2	T	29-34-14	12,848
38	Jan. 6 @	Winnipeg	4-4	T	18-12-8	12,250	78	Apr. 1	COLORADO	4-3	W	30-34-14	7,527
39	Jan. 8 @	St. Louis	3-6	L	18-13-8	10,218	79	Apr. 3 @	Vancouver	2-4	L	30-35-14	16,207
40	Jan. 9 @	Chicago	6-1	W	19-13-8	11,372	80	Apr. 5	VANCOUVER	3-5	L	30-36-14	12,262

KINGS 1980-81 SEASON IN REVIEW

Record: 43-24-13 (99 points)
Norris Division Finish: 2nd

General Manager: George Maguire
Head Coach: Bob Berry
Captain: Mike Murphy

SCORING

PLAYER	GP	G	A	PTS	PIM
Marcel Dionne	80	58	77	135	70
Dave Taylor	72	47	65	112	130
Charlie Simmer	65	56	49	105	62
Larry Murphy	80	16	60	76	79
Jerry Korab	78	9	43	52	139
Billy Harris	80	20	29	49	36
Jim Fox	71	18	25	43	8
Mike Murphy	68	16	23	39	54
Steve Jensen	74	19	19	38	88
Greg Terrion	73	12	25	37	99
Dan Bonar	71	11	15	26	57
Dean Hopkins	67	8	18	26	118
Mark Hardy	77	5	20	25	77
Garry Unger	58	10	10	20	40
Doug Halward	51	4	15	19	96
Jay Wells	72	5	13	18	155
Andre St. Laurent	22	10	6	16	63
Glenn Goldup	49	6	9	15	35
Dave Lewis	67	1	12	13	98
John Paul Kelly	19	3	6	9	8
Rick Chartraw	21	1	6	7	28
Rob Palmer	13	0	4	4	13
Rick Martin	1	1	1	2	0
Don Luce	10	1	0	1	2
Jim Rutherford	3	0	1	1	0
Mario Lessard	64	0	1	1	8
Don Waddell	1	0	0	0	0
Paul Pageau	1	0	0	0	0
Dave Morrison	3	0	0	0	0
John Gibson	4	0	0	0	21
Kevin Schamehorn	5	0	0	0	4
Ron Grahame	6	0	0	0	0
Doug Keans	9	0	0	0	7
Team PIM					32
Team Totals	**80**	**337**	**552**	**889**	**1,627**

GOALTENDER	GP	MIN	GA	SO	EN	SA	S%	AVG	W-L-T
Mario Lessard	64	3,746	203	2	3	1,885	.892	3.25	35-18-11
Jim Rutherford	3	180	10	0	0	96	.896	3.33	3-0-0
Ron Grahame	6	360	28	0	0	198	.859	4.67	3-2-1
Doug Keans	9	454	37	0	1	192	.807	4.89	2-3-1
Paul Pageau	1	60	8	0	0	34	.765	8.00	0-1-0
Empty Net Goals			4			4			
Team Totals	**80**	**4,800**	**290**	**2**	**4**	**2,409**	**.880**	**3.62**	**43-24-13**

RESULTS

1	Oct. 11	DETROIT	8-1	W	1-0-0	11,210	41	Jan. 7	HARTFORD	5-3	W	26-11-4	8,535
2	Oct. 14 @	Calgary	2-4	L	1-1-0	7,162	42	Jan. 10 @	St. Louis	6-6	T	26-11-5	19,115
3	Oct. 16	QUEBEC	6-4	W	2-1-0	6,490	43	Jan. 11 @	Buffalo	4-4	T	26-11-6	16,143
4	Oct. 18	COLORADO	4-3	W	3-1-0	8,776	44	Jan. 14 @	Hartford	5-4	W	27-11-6	11,455
5	Oct. 22	BOSTON	4-0	W	4-1-0	8,596	45	Jan. 15 @	Washington	0-3	L	27-12-6	9,648
6	Oct. 25	TORONTO	5-4	W	5-1-0	12,432	46	Jan. 17 @	Pittsburgh	4-5	L	27-13-6	14,231
7	Oct. 26 @	Edmonton	4-4	T	5-1-1	17,290	47	Jan. 18 @	Philadelphia	2-7	L	27-14-6	17,077
8	Oct. 28 @	Colorado	8-4	W	6-1-1	6,284	48	Jan. 20	DETROIT	11-4	W	28-14-6	9,763
9	Oct. 29	WASHINGTON	4-2	W	7-1-1	7,346	49	Jan. 22	TORONTO	3-3	T	28-14-7	11,688
10	Nov. 1 @	NY Islanders	7-3	W	8-1-1	14,768	50	Jan. 24 @	Boston	6-4	W	29-14-7	13,716
11	Nov. 2 @	NY Rangers	6-3	W	9-1-1	17,417	51	Jan. 26 @	Quebec	7-5	W	30-14-7	13,653
12	Nov. 5 @	Washington	5-3	W	10-1-1	8,719	52	Jan. 28	NY RANGERS	2-6	L	30-15-7	10,451
13	Nov. 6 @	Philadelphia	2-8	L	10-2-1	17,077	53	Jan. 31	MONTREAL	4-1	W	31-15-7	16,005
14	Nov. 8 @	Montreal	0-3	L	10-3-1	16,869	54	Feb. 2 @	NY Rangers	3-2	W	32-15-7	17,417
15	Nov. 10	NY RANGERS	4-1	W	11-3-1	10,801	55	Feb. 3 @	NY Islanders	1-8	L	32-16-7	15,008
16	Nov. 12	MONTREAL	4-8	L	11-4-1	11,740	56	Feb. 5 @	Detroit	4-6	L	32-17-7	12,117
17	Nov. 15	ST. LOUIS	3-5	L	11-5-1	14,353	57	Feb. 7	WASHINGTON	4-4	T	32-17-8	12,814
18	Nov. 16 @	Vancouver	3-2	W	12-5-1	14,779	58	Feb. 12 @	Chicago	5-5	T	32-17-9	16,407
19	Nov. 19	WINNIPEG	7-2	W	13-5-1	7,572	59	Feb. 14	BOSTON	4-5	L	32-18-9	14,975
20	Nov. 22 @	Toronto	5-2	W	14-5-1	16,485	60	Feb. 18	QUEBEC	2-4	L	32-19-9	9,841
21	Nov. 24 @	Quebec	4-3	W	15-5-1	10,690	61	Feb. 21	PHILADELPHIA	1-3	L	32-20-9	16,005
22	Nov. 26	PHILADELPHIA	2-4	L	15-6-1	12,634	62	Feb. 24	EDMONTON	5-2	W	33-20-9	9,006
23	Nov. 29	CHICAGO	5-2	W	16-6-1	13,109	63	Feb. 26	VANCOUVER	4-3	W	34-20-9	10,298
24	Dec. 2	HARTFORD	5-2	W	17-6-1	7,456	64	Feb. 28	NY ISLANDERS	1-2	L	34-21-9	16,005
25	Dec. 4	VANCOUVER	3-1	W	18-6-1	7,460	65	Mar. 2 @	Toronto	1-0	W	35-21-9	16,485
26	Dec. 6	NY ISLANDERS	5-3	W	19-6-1	15,124	66	Mar. 4 @	Pittsburgh	5-6	L	35-22-9	11,796
27	Dec. 8	CALGARY	2-4	L	19-7-1	7,673	67	Mar. 6 @	Colorado	3-1	W	36-22-9	9,666
28	Dec. 10 @	Minnesota	7-2	W	20-7-1	13,739	68	Mar. 8 @	Winnipeg	4-1	W	37-22-9	13,992
29	Dec. 11 @	Detroit	2-1	W	21-7-1	11,628	69	Mar. 11	CHICAGO	4-4	T	37-22-10	11,711
30	Dec. 13 @	Hartford	5-5	T	21-7-2	11,204	70	Mar. 14	MINNESOTA	10-4	W	38-22-10	13,756
31	Dec. 14 @	Boston	1-7	L	21-8-2	10,122	71	Mar. 17	BUFFALO	1-3	L	38-23-10	10,367
32	Dec. 17	PITTSBURGH	3-3	T	21-8-3	8,188	72	Mar. 19	PITTSBURGH	4-4	T	38-23-11	9,758
33	Dec. 20	BUFFALO	4-7	L	21-9-3	13,418	73	Mar. 21 @	Edmonton	6-6	T	38-23-12	17,490
34	Dec. 23	EDMONTON	7-4	W	22-9-3	8,513	74	Mar. 22 @	Winnipeg	7-5	W	39-23-12	12,149
35	Dec. 26 @	Vancouver	6-3	W	23-9-3	16,413	75	Mar. 24 @	Minnesota	4-3	W	40-23-12	12,896
36	Dec. 27	ST. LOUIS	4-4	T	23-9-4	13,589	76	Mar. 25 @	Chicago	4-2	W	41-23-12	12,347
37	Dec. 30 @	Montreal	0-4	L	23-10-4	18,042	77	Mar. 28	MINNESOTA	3-2	W	42-23-12	14,882
38	Dec. 31 @	Buffalo	5-2	W	24-10-4	16,143	78	Mar. 31	WINNIPEG	7-3	W	43-23-12	9,748
39	Jan. 2 @	Calgary	6-7	L	24-11-4	7,162	79	Apr. 2 @	St. Louis	4-6	L	43-24-12	18,182
40	Jan. 5	CALGARY	5-2	W	25-11-4	8,256	80	Apr. 4	COLORADO	5-5	T	43-24-13	12,926

KINGS 1981-82 SEASON IN REVIEW

Record: 24-41-15 (63 points)
Smythe Division Finish: 4th

General Manager: George Maguire
Head Coach: Parker McDonald (13-24-5)/ Don Perry (11-17-10)
Captain: Dave Lewis

SCORING

PLAYER	GP	G	A	PTS	PIM
Marcel Dionne	78	50	67	117	50
Dave Taylor	78	39	67	106	130
Jim Fox	77	30	38	68	23
Larry Murphy	79	22	44	66	95
Steve Bozek	71	33	23	56	68
Mark Hardy	77	6	39	45	130
Charlie Simmer	50	15	24	39	42
Greg Terrion	61	15	22	37	23
Dan Bonar	79	13	23	36	111
Bernie Nicholls	22	14	18	32	27
Doug Smith	80	16	14	30	64
Steve Jensen	45	8	19	27	19
Ian Turnbull	42	11	15	26	81
John Paul Kelly	70	12	11	23	100
Jerry Korab	50	5	13	18	91
Mike Murphy	28	5	10	15	20
Dean Hopkins	41	2	13	15	102
Dave Lewis	64	1	13	14	75
Trevor Johansen	46	3	7	10	69
Rick Chartraw	33	2	8	10	56
Jay Wells	60	1	8	9	145
Daryl Evans	14	2	6	8	2
Al Hangsleben	18	2	6	8	65
Paul Mulvey	11	0	7	7	50
Andre St. Laurent	16	2	4	6	28
Rick Martin	3	1	3	4	2
Billy Harris	16	1	3	4	6
Scott Gruhl	7	2	1	3	2
Al Sims	8	1	1	2	16
Warren Holmes	3	0	2	2	0
Rob Palmer	5	0	2	2	0
Mario Lessard	52	0	2	2	6
Glenn Goldup	2	0	0	0	2
Mike Blake	2	0	0	0	0
Bobby Sheehan	4	0	0	0	2
Dave Morrison	4	0	0	0	0
John Gibson	6	0	0	0	18
Jim Rutherford	7	0	0	0	0
Doug Keans	31	0	0	0	0
Team PIM					10
Team Totals	**80**	**314**	**533**	**847**	**1,730**

GOALTENDER	GP	MIN	GA	SO	EN	SA	S%	AVG	W-L-T
Mike Blake	2	51	2	0	1	32	.938	2.35	0-0-0
Doug Keans	31	1,436	103	0	4	756	.864	4.30	8-10-7
Mario Lessard	52	2,933	214	2	3	1,481	.856	4.38	13-28-8
Jim Rutherford	7	380	43	0	0	206	.791	6.79	3-3-0
Empty Net Goals			8			8			
Team Totals	**80**	**4,800**	**370**	**2**	**8**	**2,483**	**.851**	**4.62**	**24-41-15**

RESULTS

1	Oct. 7	NY ISLANDERS	1-4	L	0-1-0	9,744
2	Oct. 10	EDMONTON	4-7	L	0-2-0	8,839
3	Oct. 13	CALGARY	4-3	W	1-2-0	6,322
4	Oct. 15	COLORADO	10-2	W	2-2-0	6,125
5	Oct. 17	BOSTON	4-5	L	2-3-0	12,013
6	Oct. 20 @	NY Islanders	9-6	W	3-3-0	14,431
7	Oct. 21 @	NY Rangers	5-2	W	4-3-0	17,227
8	Oct. 24 @	Minnesota	3-6	L	4-4-0	15,579
9	Oct. 25 @	Winnipeg	4-9	L	4-5-0	10,664
10	Oct. 27	QUEBEC	8-7	W	5-5-0	7,595
11	Oct. 29	WASHINGTON	4-3	W	6-5-0	7,392
12	Oct. 31 @	St. Louis	4-5	L	6-6-0	13,215
13	Nov. 4 @	Chicago	4-5	L	6-7-0	12,246
14	Nov. 5 @	Detroit	2-10	L	6-8-0	12,114
15	Nov. 7	TORONTO	4-9	L	6-9-0	12,334
16	Nov. 10	MONTREAL	4-2	W	7-9-0	11,492
17	Nov. 12	ST. LOUIS	5-2	W	8-9-0	8,503
18	Nov. 14	WINNIPEG	2-3	L	8-10-0	10,363
19	Nov. 18	DETROIT	8-1	W	9-10-0	9,001
20	Nov. 19 @	Calgary	3-6	L	9-11-0	7,226
21	Nov. 21	BUFFALO	1-7	L	9-12-0	12,565
22	Nov. 25 @	Edmonton	4-11	L	9-13-0	17,490
23	Nov. 26 @	Calgary	1-7	L	9-14-0	7,234
24	Nov. 28	VANCOUVER	3-2	W	10-14-0	10,914
25	Dec. 2	NY RANGERS	3-4	L	10-15-0	9,693
26	Dec. 5	CHICAGO	2-3	L	10-16-0	12,114
27	Dec. 9	EDMONTON	5-5	T	10-16-1	11,259
28	Dec. 12	VANCOUVER	7-5	W	11-16-1	9,919
29	Dec. 15 @	Buffalo	4-3	W	12-16-1	15,125
30	Dec. 16 @	Pittsburgh	6-7	L	12-17-1	7,148
31	Dec. 19 @	Hartford	5-5	T	12-17-2	10,623
32	Dec. 20 @	Boston	4-6	L	12-18-2	10,773
33	Dec. 22 @	Colorado	2-4	L	12-19-2	4,470
34	Dec. 23	COLORADO	8-4	W	13-19-2	9,405
35	Dec. 26 @	Vancouver	2-2	T	13-19-3	13,694
36	Dec. 27 @	Edmonton	3-10	L	13-20-3	17,490
37	Dec. 30 @	Colorado	2-3	L	13-21-3	8,376
38	Jan. 2	CALGARY	5-5	T	13-21-4	12,195
39	Jan. 5 @	Philadelphia	3-5	L	13-22-4	17,097
40	Jan. 7 @	Washington	3-3	T	13-22-5	8,499
41	Jan. 9 @	Toronto	3-5	L	13-23-5	16,360
42	Jan. 10 @	Buffalo	4-6	L	13-24-5	2,079
43	Jan. 12 @	Montreal	1-2	L	13-25-5	15,975
44	Jan. 14 @	Calgary	2-5	L	13-26-5	7,234
45	Jan. 15 @	Vancouver	3-3	T	13-26-6	12,000
46	Jan. 19	COLORADO	4-4	T	13-26-7	8,751
47	Jan. 21	MINNESOTA	3-3	T	13-26-8	10,306
48	Jan. 23 @	Colorado	3-3	T	13-26-9	8,193
49	Jan. 24 @	Vancouver	5-5	T	13-26-10	12,465
50	Jan. 27	PHILADELPHIA	4-4	T	13-26-11	14,959
51	Jan. 30	ST. LOUIS	7-4	W	14-26-11	10,988
52	Jan. 31	NY RANGERS	3-6	L	14-27-11	13,169
53	Feb. 2	HARTFORD	3-5	L	14-28-11	7,713
54	Feb. 6	VANCOUVER	5-4	W	15-28-11	11,343
55	Feb. 7	MONTREAL	2-7	L	15-29-11	12,310
56	Feb. 11	QUEBEC	4-4	T	15-29-12	9,568
57	Feb. 13 @	Pittsburgh	3-3	T	15-29-13	12,389
58	Feb. 14 @	Philadelphia	4-6	L	15-30-13	14,147
59	Feb. 17	WASHINGTON	2-5	L	15-31-13	8,931
60	Feb. 20	CALGARY	6-2	W	16-31-13	10,615
61	Feb. 24	DETROIT	5-3	W	17-31-13	8,825
62	Feb. 27	CHICAGO	3-5	L	17-32-13	12,713
63	Mar. 1 @	Quebec	5-5	T	17-32-14	15,288
64	Mar. 3 @	Toronto	4-1	W	18-32-14	16,360
65	Mar. 6 @	Boston	0-4	L	18-33-14	14,282
66	Mar. 7 @	Hartford	6-7	L	18-34-14	11,616
67	Mar. 9 @	Colorado	2-0	W	19-34-14	8,273
68	Mar. 10	EDMONTON	3-2	W	20-34-14	16,005
69	Mar. 13	NY ISLANDERS	3-0	W	21-34-14	14,930
70	Mar. 15 @	Edmonton	3-3	T	21-34-15	17,490
71	Mar. 17	CALGARY	9-4	W	22-34-15	8,995
72	Mar. 20	PITTSBURGH	7-5	W	23-34-15	13,433
73	Mar. 22 @	Minnesota	2-4	L	23-35-15	15,784
74	Mar. 24 @	Winnipeg	3-5	L	23-36-15	12,711
75	Mar. 27	COLORADO	9-4	W	24-36-15	11,172
76	Mar. 28	EDMONTON	2-6	L	24-37-15	16,005
77	Mar. 30 @	Calgary	5-7	L	24-38-15	7,234
78	Mar. 31 @	Edmonton	3-7	L	24-39-15	17,490
79	Apr. 3	VANCOUVER	0-6	L	24-40-15	11,524
80	Apr. 4 @	Vancouver	4-7	L	24-41-15	16,023

KINGS 1982-83 SEASON IN REVIEW

Record: 27-41-12 (66 points)
Smythe Division Finish: 5th

General Manager: George Maguire
Head Coach: Don Perry
Captain: Dave Lewis

SCORING

PLAYER	GP	G	A	PTS	PIM
Marcel Dionne	80	56	51	107	22
Charlie Simmer	80	29	51	80	51
Jim Fox	77	28	40	68	8
Larry Murphy	77	14	48	62	81
Dave Taylor	46	21	37	58	76
Bernie Nicholls	71	28	22	50	124
Terry Ruskowski	71	14	30	44	127
Daryl Evans	80	18	22	40	21
Mark Hardy	74	5	34	39	101
John Paul Kelly	65	16	15	31	52
Jerry Korab	72	3	26	29	90
Mike Murphy	74	16	11	27	52
Steve Bozek	53	13	13	26	14
Warren Holmes	39	8	16	24	7
Doug Smith	42	11	11	22	12
Ulf Isaksson	50	7	15	22	10
Dean Hopkins	49	5	12	17	43
Jay Wells	69	3	12	15	167
Dave Lewis	79	2	10	12	53
Dean Kennedy	55	0	12	12	97
Rick Chartraw	31	3	5	8	31
Dave Morrison	24	3	3	6	4
Howard Scruton	4	0	4	4	9
Brian MacLellan	8	0	3	3	7
Phil Sykes	7	2	0	2	2
Dan Bonar	20	1	1	2	40
Scott Gruhl	7	0	2	2	4
Markus Mattsson	19	0	2	2	2
Victor Nechayev	3	1	0	1	0
Pierre Giroux	6	1	0	1	17
Jim Brown	3	0	1	1	5
Doug Keans	6	0	1	1	0
Peter Helander	7	0	1	1	0
Mario Lessard	19	0	1	1	2
Gary Laskoski	46	0	1	1	6
Al Sims	1	0	0	0	0
Blair Barnes	1	0	0	0	0
Bob Gladney	1	0	0	0	2
Rick Blight	2	0	0	0	2
Dean Turner	3	0	0	0	4
Dave Gans	3	0	0	0	0
Mike Blake	9	0	0	0	2
Team PIM					20
Team Totals	**80**	**308**	**513**	**821**	**1,367**

GOALTENDER	GP	MIN	GA	SO	EN	SA	S%	AVG	W-L-T
Mike Blake	9	432	30	0	1	210	.857	4.17	4-4-0
Markus Mattsson	19	899	65	1	1	453	.857	4.34	5-5-4
Gary Laskoski	46	2,277	173	0	3	1,209	.857	4.56	15-20-4
Mario Lessard	19	888	68	1	0	432	.843	4.59	3-10-2
Doug Keans	6	304	24	0	0	138	.826	4.74	0-2-2
Empty Net Goals			5			5			
Team Totals	**80**	**4,800**	**365**	**2**	**5**	**2,447**	**.851**	**4.56**	**27-41-12**

RESULTS

1	Oct. 6	VANCOUVER	3-3	T	0-0-1	9,440
2	Oct. 9	CALGARY	3-1	W	1-0-1	10,394
3	Oct. 12 @	Winnipeg	5-3	W	2-0-1	10,491
4	Oct. 14 @	Quebec	4-4	T	2-0-2	14,011
5	Oct. 16 @	NY Islanders	1-4	L	2-1-2	15,160
6	Oct. 17 @	NY Rangers	5-3	W	3-1-2	17,432
7	Oct. 20	NEW JERSEY	7-4	W	4-1-2	8,519
8	Oct. 23	HARTFORD	3-5	L	4-2-2	11,622
9	Oct. 24	BOSTON	5-4	W	5-2-2	11,534
10	Oct. 27 @	Winnipeg	3-7	L	5-3-2	12,325
11	Oct. 29 @	Edmonton	3-6	L	5-4-2	17,498
12	Oct. 30	CHICAGO	5-5	T	5-4-3	11,007
13	Nov. 3	TORONTO	6-2	W	6-4-3	10,041
14	Nov. 6	PITTSBURGH	6-2	W	7-4-3	13,281
15	Nov. 9 @	Calgary	4-5	L	7-5-3	7,242
16	Nov. 10 @	Vancouver	2-4	L	7-6-3	13,204
17	Nov. 13	MONTREAL	2-1	W	8-6-3	16,005
18	Nov. 16	MINNESOTA	3-8	L	8-7-3	10,328
19	Nov. 18	DETROIT	4-1	W	9-7-3	9,203
20	Nov. 20	BUFFALO	2-5	L	9-8-3	12,991
21	Nov. 24	NEW JERSEY	3-0	W	10-8-3	9,735
22	Nov. 27	PHILADELPHIA	0-4	L	10-9-3	16,005
23	Nov. 30 @	Vancouver	5-2	W	11-9-3	12,790
24	Dec. 1	CALGARY	4-1	W	12-9-3	8,912
25	Dec. 4	ST. LOUIS	6-3	W	13-9-3	8,743
26	Dec. 5 @	Edmonton	3-7	L	13-10-3	17,498
27	Dec. 7 @	Calgary	4-4	T	13-10-4	7,242
28	Dec. 9	EDMONTON	3-3	T	13-10-5	13,865
29	Dec. 11 @	Winnipeg	3-4	L	13-11-5	11,526
30	Dec. 14 @	Washington	2-7	L	13-12-5	8,696
31	Dec. 15 @	NY Rangers	1-7	L	13-13-5	17,432
32	Dec. 18 @	Boston	0-4	L	13-14-5	12,187
33	Dec. 19 @	Chicago	4-6	L	13-15-5	19,305
34	Dec. 21	WINNIPEG	2-4	L	13-16-5	10,164
35	Dec. 23	EDMONTON	2-6	L	13-17-5	12,713
36	Dec. 26	VANCOUVER	4-2	W	14-17-5	9,887
37	Dec. 29	WINNIPEG	3-4	L	14-18-5	11,700
38	Jan. 6 @	Montreal	3-11	L	14-19-5	15,290
39	Jan. 8 @	Toronto	5-7	L	14-20-5	16,382
40	Jan. 9 @	Buffalo	2-7	L	14-21-5	11,537
41	Jan. 11 @	Washington	9-7	W	15-21-5	9,422
42	Jan. 13 @	Detroit	4-4	T	15-21-6	10,495
43	Jan. 15 @	NY Islanders	2-5	L	15-22-6	15,230
44	Jan. 16 @	New Jersey	3-5	L	15-23-6	10,367
45	Jan. 18	EDMONTON	3-3	T	15-23-7	14,754
46	Jan. 20	HARTFORD	4-3	W	16-23-7	9,094
47	Jan. 23 @	Edmonton	6-8	L	16-24-7	17,498
48	Jan. 25	CALGARY	6-8	L	16-25-7	8,841
49	Jan. 27	NY ISLANDERS	4-6	L	16-26-7	14,073
50	Jan. 29 @	St. Louis	2-4	L	16-27-7	14,275
51	Feb. 1	NY RANGERS	5-5	T	16-27-8	11,072
52	Feb. 3 @	Edmonton	7-4	W	17-27-8	17,498
53	Feb. 5	PHILADELPHIA	0-2	L	17-28-8	14,146
54	Feb. 10	BUFFALO	7-2	W	18-28-8	9,567
55	Feb. 12 @	Pittsburgh	4-6	L	18-29-8	7,622
56	Feb. 13 @	Philadelphia	5-4	W	19-29-8	16,892
57	Feb. 15 @	Hartford	5-2	W	20-29-8	8,116
58	Feb. 17 @	Detroit	5-5	T	20-29-9	10,147
59	Feb. 19	WASHINGTON	3-3	T	20-29-10	14,087
60	Feb. 20 @	Vancouver	2-5	L	20-30-10	14,784
61	Feb. 22	BOSTON	5-3	W	21-30-10	13,082
62	Feb. 24	VANCOUVER	8-0	W	22-30-10	11,323
63	Feb. 26	TORONTO	6-2	W	23-30-10	14,722
64	Mar. 1 @	St. Louis	2-7	L	23-31-10	9,537
65	Mar. 2 @	Chicago	3-5	L	23-32-10	16,837
66	Mar. 5 @	Calgary	4-4	T	23-32-11	7,242
67	Mar. 6 @	Minnesota	3-8	L	23-33-11	14,352
68	Mar. 8	CALGARY	6-4	W	24-33-11	10,833
69	Mar. 13	WINNIPEG	5-6	L	24-34-11	12,502
70	Mar. 15	WINNIPEG	4-3	W	25-34-11	10,271
71	Mar. 17	QUEBEC	4-3	W	26-34-11	11,770
72	Mar. 19	PITTSBURGH	4-7	L	26-35-11	13,424
73	Mar. 22 @	Montreal	5-6	L	26-36-11	15,960
74	Mar. 24 @	Quebec	3-7	L	26-37-11	15,142
75	Mar. 26	EDMONTON	3-9	L	26-38-11	16,005
76	Mar. 27 @	Vancouver	4-8	L	26-39-11	16,413
77	Mar. 29 @	Calgary	3-5	L	26-40-11	7,242
78	Mar. 30 @	Winnipeg	5-10	L	26-41-11	13,039
79	Apr. 2	MINNESOTA	8-5	W	27-41-11	9,390
80	Apr. 3	VANCOUVER	2-2	T	27-41-12	9,605

KINGS 1983-84 SEASON IN REVIEW

Record: 23-44-13 (59 points)
Smythe Division Finish: 5th

General Manager: George Maguire/Rogie Vachon
Head Coach: Don Perry (14-27-9)/Rogie Vachon (1-0-1)/ Roger Neilson (8-17-3)
Captain: Terry Ruskowski

SCORING

PLAYER	GP	G	A	PTS	PIM
Bernie Nicholls	78	41	54	95	83
Charlie Simmer	79	44	48	92	78
Marcel Dionne	66	39	53	92	28
Jim Fox	80	30	42	72	26
Dave Taylor	63	20	49	69	91
Brian MacLellan	72	25	29	54	45
Mark Hardy	79	8	41	49	122
Doug Smith	72	16	20	36	28
Mike McEwen	47	10	24	34	14
Anders Hakansson	80	15	17	32	41
Terry Ruskowski	77	7	25	32	89
Brian Engblom	74	2	27	29	59
Wes Jarvis	61	9	13	22	36
John Paul Kelly	72	7	14	21	73
Jay Wells	69	3	18	21	141
Russ Anderson	70	5	12	17	126
Ken Houston	33	8	8	16	11
Steve Christoff	58	8	7	15	13
Marc Chorney	71	3	9	12	58
Kevin LaVallee	19	3	3	6	2
Billy Harris	21	2	4	6	6
Dean Kennedy	37	1	5	6	50
Larry Murphy	6	0	3	3	0
Fred Barrett	15	2	0	2	8
Marco Baron	21	0	2	2	10
Bob LaForest	5	1	0	1	2
Daryl Evans	4	0	1	1	0
Mike Heidt	6	0	1	1	7
Mike Blake	29	0	1	1	6
Dan Brennan	2	0	0	0	0
Phil Sykes	3	0	0	0	2
Warren Holmes	3	0	0	0	0
Billy O'Dwyer	5	0	0	0	0
Dean Jenkins	5	0	0	0	2
Mario Lessard	6	0	0	0	0
Gary Laskoski	13	0	0	0	0
Markus Mattsson	19	0	0	0	0
Team PIM					8
Team Totals	**80**	**309**	**530**	**839**	**1,265**

GOALTENDER	GP	MIN	GA	SO	EN	SA	S%	AVG	W-L-OT
Marco Baron	21	1,211	87	0	5	628	.861	4.31	3-14-4
Markus Mattsson	19	1,101	79	1	1	529	.851	4.31	7-8-2
Mike Blake	29	1,634	118	0	1	890	.867	4.33	9-11-5
Gary Laskoski	13	665	55	0	2	319	.828	4.96	4-7-1
Mario Lessard	6	266	26	0	2	158	.835	5.86	0-4-1
Empty Net Goals			11			11			
Team Totals	**80**	**4,877**	**376**	**1**	**11**	**2,535**	**.852**	**4.63**	**23-44-13**

RESULTS

1	Oct. 5	MINNESOTA	3-3	T	0-0-1	8,852
2	Oct. 8	TORONTO	3-6	L	0-1-1	9,447
3	Oct. 10 @	NY Rangers	1-2	L	0-2-1	17,264
4	Oct. 11 @	NY Islanders	2-5	L	0-3-1	15,850
5	Oct. 13 @	St. Louis	4-7	L	0-4-1	8,387
6	Oct. 15	DETROIT	3-3	T	0-4-2	9,772
7	Oct. 20	EDMONTON	7-2	W	1-4-2	9,413
8	Oct. 22	NEW JERSEY	8-3	W	2-4-2	9,543
9	Oct. 25	HARTFORD	5-8	L	2-5-2	8,474
10	Oct. 28 @	Buffalo	3-3	T	2-5-3	11,480
11	Oct. 29 @	Toronto	5-5	T	2-5-4	16,382
12	Nov. 1 @	Quebec	4-8	L	2-6-4	15,291
13	Nov. 3 @	Philadelphia	6-5	W	3-6-4	16,137
14	Nov. 5 @	Hartford	1-2	L	3-7-4	11,512
15	Nov. 6 @	Boston	3-7	L	3-8-4	13,085
16	Nov. 8	ST. LOUIS	5-5	T	3-8-5	7,876
17	Nov. 10	ST. LOUIS	6-2	W	4-8-5	7,651
18	Nov. 12	MONTREAL	6-4	W	5-8-5	16,005
19	Nov. 16	VANCOUVER	5-2	W	6-8-5	9,823
20	Nov. 18 @	Vancouver	5-2	W	7-8-5	12,364
21	Nov. 20 @	Vancouver	3-8	L	7-9-5	12,222
22	Nov. 21 @	Calgary	4-7	L	7-10-5	16,764
23	Nov. 23	EDMONTON	3-7	L	7-11-5	14,578
24	Nov. 26	CALGARY	1-4	L	7-12-5	11,832
25	Nov. 29	WINNIPEG	5-6	L	7-13-5	7,699
26	Dec. 1	WINNIPEG	5-6 OT	L	7-14-5	7,646
27	Dec. 3 @	Edmonton	3-7	L	7-15-5	17,498
28	Dec. 4 @	Winnipeg	5-7	L	7-16-5	9,989
29	Dec. 7	NY ISLANDERS	4-4	T	7-16-6	10,992
30	Dec. 10	QUEBEC	4-6	L	7-17-6	10,563
31	Dec. 13 @	Detroit	7-5	W	8-17-6	14,029
32	Dec. 14 @	Chicago	6-5	W	9-17-6	15,711
33	Dec. 17 @	Pittsburgh	6-5	W	10-17-6	5,893
34	Dec. 18 @	Washington	0-5	L	10-18-6	9,438
35	Dec. 21	CALGARY	7-4	W	11-18-6	9,157
36	Dec. 26 @	Vancouver	5-4 OT	W	12-18-6	14,702
37	Dec. 28	NY ISLANDERS	5-6 OT	L	12-19-6	16,005
38	Dec. 30 @	Hartford	9-3	W	13-19-6	11,006
39	Dec. 31 @	Toronto	3-5	L	13-20-6	16,382
40	Jan. 3	VANCOUVER	3-4	L	13-21-6	8,138
41	Jan. 4	VANCOUVER	3-3	T	13-21-7	8,961
42	Jan. 7	CALGARY	7-1	W	14-21-7	11,637
43	Jan. 11	WASHINGTON	2-4	L	14-22-7	8,616
44	Jan. 13 @	Winnipeg	7-7	T	14-22-8	11,354
45	Jan. 15 @	Winnipeg	4-4	T	14-22-9	11,559
46	Jan. 16 @	Minnesota	3-9	L	14-23-9	15,449
47	Jan. 18	BUFFALO	0-4	L	14-24-9	9,306
48	Jan. 20 @	Edmonton	5-7	L	14-25-9	17,498
49	Jan. 21	EDMONTON	3-6	L	14-26-9	16,005
50	Jan. 25	PHILADELPHIA	2-5	L	14-27-9	10,976
51	Jan. 27 @	Calgary	2-2	T	14-27-10	16,764
52	Jan. 28 @	Edmonton	4-2	W	15-27-10	17,498
53	Feb. 2	VANCOUVER	4-2	W	16-27-10	10,252
54	Feb. 5	NY RANGERS	3-3	T	16-27-11	12,151
55	Feb. 8	CHICAGO	1-0	W	17-27-11	9,462
56	Feb. 11	NY RANGERS	6-6	T	17-27-12	16,005
57	Feb. 13 @	Montreal	3-5	L	17-28-12	15,902
58	Feb. 14 @	New Jersey	4-6	L	17-29-12	7,776
59	Feb. 16	WASHINGTON	2-4	L	17-30-12	9,065
60	Feb. 18	MONTREAL	5-3	W	18-30-12	12,629
61	Feb. 20 @	Minnesota	3-2	W	19-30-12	11,766
62	Feb. 22	BOSTON	3-6	L	19-31-12	12,969
63	Feb. 24 @	Vancouver	3-5	L	19-32-12	15,345
64	Feb. 26	CALGARY	2-5	L	19-33-12	9,632
65	Feb. 28 @	Calgary	1-9	L	19-34-12	16,764
66	Mar. 1 @	Boston	3-4 OT	L	19-35-12	13,356
67	Mar. 3 @	Pittsburgh	3-4	L	19-36-12	7,076
68	Mar. 4 @	New Jersey	3-5	L	19-37-12	10,286
69	Mar. 6	WINNIPEG	3-7	L	19-38-12	8,392
70	Mar. 8 @	Philadelphia	1-4	L	19-39-12	9,144
71	Mar. 9 @	Buffalo	3-7	L	19-40-12	16,433
72	Mar. 11	CHICAGO	4-3	W	20-40-12	10,159
73	Mar. 14	PITTSBURGH	7-6	W	21-40-12	8,179
74	Mar. 16 @	Winnipeg	4-5	L	21-41-12	11,975
75	Mar. 17 @	Edmonton	1-9	L	21-42-12	17,498
76	Mar. 20	QUEBEC	1-3	L	21-43-12	8,635
77	Mar. 24	DETROIT	9-7	W	22-43-12	10,854
78	Mar. 27	WINNIPEG	3-3	T	22-43-13	7,367
79	Mar. 29 @	Calgary	6-3	W	23-43-13	16,764
80	Mar. 31	EDMONTON	3-4	L	23-44-13	15,007

KINGS 1984-85 SEASON IN REVIEW

Record: 34-32-14 (82 points)
Smythe Division Finish: 4th

General Manager: Rogie Vachon
Head Coach: Pat Quinn
Captain: Terry Ruskowski

SCORING

PLAYER	GP	G	A	PTS	PIM
Marcel Dionne	80	46	80	126	46
Bernie Nicholls	80	46	54	100	76
Dave Taylor	79	41	51	92	132
Brian MacLellan	80	31	54	85	53
Jim Fox	79	30	53	83	10
Mark Hardy	78	14	39	53	97
Terry Ruskowski	78	16	33	49	144
Doug Smith	62	21	20	41	58
Steve Shutt	59	16	25	41	10
Craig Redmond	79	6	33	39	57
Garry Galley	78	8	30	38	82
Phil Sykes	79	17	15	32	38
Anders Hakansson	73	12	12	24	28
Brian Engblom	79	4	19	23	70
Bob Miller	63	4	16	20	35
John Paul Kelly	73	8	10	18	55
Rick Lapointe	73	4	13	17	46
Carl Mokosak	30	4	8	12	43
Jay Wells	77	2	9	11	185
Dave Williams	12	4	3	7	43
Russ Anderson	14	1	1	2	20
Bob Janecyk	51	0	2	2	27
Ken Hammond	3	1	0	1	0
Charlie Simmer	5	1	0	1	4
Daryl Evans	7	1	0	1	2
Billy O'Dwyer	13	1	0	1	15
Brian Wilks	2	0	0	0	0
Steve Seguin	5	0	0	0	9
Darren Eliot	33	0	0	0	0
Team PIM					26
Team Totals	**80**	**339**	**580**	**919**	**1,411**

GOALTENDER	GP	MIN	GA	SO	EN	SA	S%	AVG	W-L-OT
Bob Janecyk	52	3,002	186	2	4	1,514	.877	3.72	23-21-8
Darren Eliot	32	1,882	134	0	2	907	.852	4.27	11-11-6
Empty Net Goals			6			6			
Team Totals	**80**	**4,884**	**326**	**2**	**6**	**2,427**	**.866**	**4.00**	**34-32-14**

RESULTS

1	Oct. 11	EDMONTON	2-2	T	0-0-1	11,261
2	Oct. 13	VANCOUVER	5-6 OT	L	0-1-1	9,155
3	Oct. 14	ST. LOUIS	2-5	L	0-2-1	7,110
4	Oct. 16 @	Washington	3-5	L	0-3-1	8,160
5	Oct. 18 @	Montreal	3-3	T	0-3-2	14,797
6	Oct. 20 @	NY Islanders	3-8	L	0-4-2	15,828
7	Oct. 21 @	Chicago	2-5	L	0-5-2	17,225
8	Oct. 26 @	Edmonton	2-8	L	0-6-2	17,498
9	Oct. 27 @	Winnipeg	2-2	T	0-6-3	10,232
10	Oct. 29 @	Winnipeg	5-3	W	1-6-3	10,945
11	Oct. 31 @	Vancouver	10-3	W	2-6-3	9,270
12	Nov. 3	TORONTO	7-0	W	3-6-3	11,625
13	Nov. 5	CHICAGO	2-3	L	3-7-3	9,464
14	Nov. 9	BUFFALO	3-2	W	4-7-3	10,056
15	Nov. 11 @	NY Rangers	4-2	W	5-7-3	17,406
16	Nov. 13 @	Quebec	5-4 OT	W	6-7-3	14,280
17	Nov. 14 @	Toronto	4-3	W	7-7-3	16,182
18	Nov. 17	PITTSBURGH	5-3	W	8-7-3	16,005
19	Nov. 19	CALGARY	5-4	W	9-7-3	9,112
20	Nov. 21	NEW JERSEY	8-1	W	10-7-3	11,422
21	Nov. 24	WINNIPEG	5-9	L	10-8-3	16,005
22	Nov. 27	WINNIPEG	3-5	L	10-9-3	8,990
23	Nov. 29	VANCOUVER	12-1	W	11-9-3	7,599
24	Dec. 1	VANCOUVER	6-3	W	12-9-3	13,738
25	Dec. 4 @	Minnesota	2-2	T	12-9-4	12,963
26	Dec. 5 @	Chicago	5-5	T	12-9-5	16,955
27	Dec. 8 @	Montreal	7-9	L	12-10-5	16,941
28	Dec. 10 @	NY Rangers	2-4	L	12-11-5	17,246
29	Dec. 13	DMONTON	7-2	W	13-11-5	15,125
30	Dec. 15	CALGARY	6-5	W	14-11-5	12,488
31	Dec. 18 @	Calgary	6-3	W	15-11-5	16,683
32	Dec. 19 @	Edmonton	3-7	L	15-12-5	17,498
33	Dec. 22 @	Winnipeg	2-6	L	15-13-5	12,556
34	Dec. 23 @	Winnipeg	4-4	T	15-13-6	14,751
35	Dec. 26 @	Vancouver	3-3	T	15-13-7	11,435
36	Dec. 27	BOSTON	6-6	T	15-13-8	16,005
37	Dec. 30	PHILADELPHIA	2-3	L	15-14-8	16,005
38	Jan. 3	MINNESOTA	3-8	L	15-15-8	11,099
39	Jan. 5 @	Detroit	5-3	W	16-15-8	19,129
40	Jan. 7 @	Boston	4-5 OT	L	16-16-8	12,693
41	Jan. 9 @	Calgary	4-4	T	16-16-9	16,683
42	Jan. 12	WINNIPEG	6-4	W	17-16-9	16,005
43	Jan. 13	WINNIPEG	5-6	L	17-17-9	10,066
44	Jan. 16	TORONTO	3-4	L	17-18-9	8,443
45	Jan. 19	NY ISLANDERS	6-5 OT	W	18-18-9	16,005
46	Jan. 21 @	Edmonton	7-8	L	18-19-9	17,498
47	Jan. 23	PHILADELPHIA	6-3	W	19-19-9	11,381
48	Jan. 25 @	St. Louis	3-6	L	19-20-9	12,358
49	Jan. 26 @	St. Louis	7-3	W	20-20-9	14,203
50	Jan. 29	NEW JERSEY	6-3	W	21-20-9	10,224
51	Jan. 31	HARTFORD	5-3	W	22-20-9	10,218
52	Feb. 2	MONTREAL	1-5	L	22-21-9	16,005
53	Feb. 5	NY RANGERS	7-5	W	23-21-9	10,648
54	Feb. 7 @	Philadelphia	4-4	T	23-21-10	16,721
55	Feb. 8 @	Washington	1-6	L	23-22-10	17,823
56	Feb. 10 @	Pittsburgh	4-3	W	24-22-10	7,613
57	Feb. 14	BOSTON	3-3	T	24-22-11	13,122
58	Feb. 16	WASHINGTON	5-2	W	25-22-11	14,109
59	Feb. 19 @	Quebec	6-7	L	25-23-11	15,326
60	Feb. 21 @	New Jersey	5-3	W	26-23-11	10,864
61	Feb. 23 @	Hartford	2-1 OT	W	27-23-11	11,662
62	Feb. 24 @	Buffalo	4-2	W	28-23-11	14,915
63	Feb. 27	QUEBEC	2-5	L	28-24-11	11,719
64	Mar. 1 @	Edmonton	5-4	W	29-24-11	17,498
65	Mar. 3 @	Calgary	0-7	L	29-25-11	16,683
66	Mar. 5	PITTSBURGH	6-0	W	30-25-11	10,166
67	Mar. 8 @	Vancouver	3-4	L	30-26-11	11,895
68	Mar. 10	BUFFALO	4-4	T	30-26-12	12,310
69	Mar. 13	HARTFORD	3-3	T	30-26-13	10,938
70	Mar. 16	DETROIT	8-3	W	31-26-13	13,822
71	Mar. 17	EDMONTON	5-4	W	32-26-13	16,005
72	Mar. 19 @	NY Islanders	2-3	L	32-27-13	15,727
73	Mar. 20 @	Detroit	6-8	L	32-28-13	17,163
74	Mar. 23	CALGARY	3-4	L	32-29-13	14,641
75	Mar. 27	CALGARY	2-4	L	32-30-13	10,482
76	Mar. 29 @	Calgary	0-3	L	32-31-13	16,683
77	Mar. 30	MINNESOTA	3-2	W	33-31-13	11,476
78	Apr. 2	EDMONTON	4-6	L	33-32-13	14,835
79	Apr. 5 @	Vancouver	4-3	W	34-32-13	13,241
80	Apr. 6	VANCOUVER	4-4	T	34-32-14	11,140

KINGS 1985-86 SEASON IN REVIEW

Record: 23-49-8 (54 points)
Smythe Division Finish: 5th

General Manager: Rogie Vachon
Head Coach: Pat Quinn
Captain: Dave Taylor

SCORING

PLAYER	GP	G	A	PTS	PIM	PLAYER	GP	G	A	PTS	PIM
Bernie Nicholls	80	36	61	97	78	Paul Guay	23	3	3	6	18
Marcel Dionne	80	36	58	94	42	Len Hachborn	24	4	1	5	2
Dave Taylor	76	33	38	71	110	Anders Hakansson	38	4	1	5	8
Dave Williams	72	20	29	49	320	Bob Mongrain	11	2	3	5	2
Phil Sykes	76	20	24	44	97	Sean McKenna	30	4	0	4	7
Bryan Erickson	55	20	23	43	36	Rick Lapointe	20	0	4	4	18
Jay Wells	79	11	31	42	226	Glen Currie	12	1	2	3	9
Jim Fox	39	14	17	31	2	Bob Janecyk	38	0	2	2	11
Joe Paterson	47	9	18	27	153	Craig Duncanson	2	0	1	1	0
Mark Hardy	55	6	21	27	71	Ken Hammond	3	0	1	1	2
Grant Ledyard	52	7	18	25	78	Dan Brennan	6	0	1	1	9
Craig Redmond	73	6	18	24	57	Larry Playfair	14	0	1	1	28
Garry Galley	49	9	13	22	46	Lyle Phair	15	0	1	1	2
Morris Lukowich	55	11	9	20	51	Roland Melanson	22	0	1	1	8
Doug Smith	48	8	9	17	56	Darren Eliot	27	0	1	1	4
Brian Engblom	49	3	13	16	61	Al Tuer	45	0	1	1	150
John Paul Kelly	61	6	9	15	50	Glenn Healy	1	0	0	0	0
Brian MacLellan	27	5	8	13	19	Dave Gans	3	0	0	0	2
Brian Wilks	43	4	8	12	25	Team PIM					16
Dean Kennedy	78	2	10	12	132	**Team Totals**	**80**	**284**	**459**	**743**	**2,006**

GOALTENDER	GP	MIN	GA	SO	EN	SA	S%	AVG	W-L-OT
Roland Melanson	22	1,246	87	0	8	646	.865	4.19	4-16-1
Bob Janecyk	38	2,083	162	0	2	1,118	.855	4.67	14-16-4
Darren Eliot	27	1,481	121	0	3	758	.840	4.90	5-17-3
Glenn Healy	1	51	6	0	0	35	.829	7.06	0-0-0
Empty Net Goals			13			13			
Team Totals	**80**	**4,861**	**389**	**0**	**13**	**2,570**	**.852**	**4.80**	**23-49-8**

RESULTS

1	Oct. 10	VANCOUVER	5-6	L	0-1-0	8,813	41	Jan. 11 @	St. Louis	4-4	T	13-23-5	12,548
2	Oct. 12	NY ISLANDERS	4-5 OT	L	0-2-0	12,039	42	Jan. 15	NY RANGERS	3-4	L	13-24-5	11,577
3	Oct. 13	CALGARY	2-9	L	0-3-0	7,279	43	Jan. 17 @	Vancouver	9-7	W	14-24-5	9,444
4	Oct. 16	NY RANGERS	4-3	W	1-3-0	7,584	44	Jan. 18	VANCOUVER	4-4	T	14-24-6	12,027
5	Oct. 18 @	Vancouver	4-5	L	1-4-0	9,777	45	Jan. 21	ST. LOUIS	6-3	W	15-24-6	7,907
6	Oct. 20	EDMONTON	5-8	L	1-5-0	10,530	46	Jan. 23	ST. LOUIS	3-4	L	15-25-6	9,943
7	Oct. 22	BOSTON	2-5	L	1-6-0	8,591	47	Jan. 25 @	Edmonton	2-5	L	15-26-6	17,368
8	Oct. 25 @	NY Rangers	0-5	L	1-7-0	17,412	48	Jan. 27 @	Calgary	3-6	L	15-27-6	16,762
9	Oct. 26 @	New Jersey	2-5	L	1-8-0	8,971	49	Jan. 29	MINNESOTA	4-3	W	16-27-6	9,155
10	Oct. 29 @	NY Islanders	3-2	W	2-8-0	14,885	50	Feb. 1 @	Winnipeg	9-6	W	17-27-6	12,877
11	Oct. 31 @	Boston	4-7	L	2-9-0	10,214	51	Feb. 2 @	Winnipeg	3-6	L	17-28-6	12,540
12	Nov. 2 @	Hartford	8-1	W	3-9-0	12,024	52	Feb. 6 @	Calgary	2-7	L	17-29-6	16,762
13	Nov. 3 @	Philadelphia	4-7	L	3-10-0	17,211	53	Feb. 8	NY ISLANDERS	3-4	L	17-30-6	16,005
14	Nov. 6	EDMONTON	4-4	T	3-10-1	10,677	54	Feb. 9	CALGARY	3-7	L	17-31-6	9,130
15	Nov. 9	MONTREAL	0-6	L	3-11-1	13,101	55	Feb. 12	QUEBEC	2-5	L	17-32-6	8,811
16	Nov. 13	DETROIT	2-7	L	3-12-1	8,473	56	Feb. 15	WASHINGTON	1-4	L	17-33-6	11,273
17	Nov. 16	PITTSBURGH	4-3 OT	W	4-12-1	10,141	57	Feb. 17 @	Montreal	3-2 OT	W	18-33-6	16,326
18	Nov. 19	NEW JERSEY	3-6	L	4-13-1	7,990	58	Feb. 18 @	Quebec	5-4	W	19-33-6	15,352
19	Nov. 21 @	Detroit	5-4 OT	W	5-13-1	16,287	59	Feb. 20 @	Philadelphia	3-5	L	19-34-6	17,211
20	Nov. 23 @	Minnesota	2-4	L	5-14-1	14,490	60	Feb. 22 @	New Jersey	5-2	W	20-34-6	11,058
21	Nov. 24 @	Chicago	4-4	T	5-14-2	17,517	61	Feb. 24 @	Pittsburgh	5-6 OT	L	20-35-6	11,446
22	Nov. 27	HARTFORD	0-9	L	5-15-2	8,888	62	Feb. 27	CHICAGO	3-6	L	20-36-6	11,840
23	Nov. 30	CHICAGO	4-4	T	5-15-3	12,136	63	Mar. 1	MONTREAL	4-6	L	20-37-6	12,109
24	Dec. 3	EDMONTON	4-8	L	5-16-3	10,398	64	Mar. 2	CALGARY	1-5	L	20-38-6	9,059
25	Dec. 5 @	Edmonton	6-6	T	5-16-4	17,048	65	Mar. 5 @	Edmonton	3-6	L	20-39-6	17,226
26	Dec. 7 @	Winnipeg	3-2	W	6-16-4	13,095	66	Mar. 6 @	Vancouver	5-5	T	20-39-7	8,702
27	Dec. 8 @	Winnipeg	4-1	W	7-16-4	11,435	67	Mar. 9	EDMONTON	3-7	L	20-40-7	16,005
28	Dec. 10 @	Calgary	5-6	L	7-17-4	16,762	68	Mar. 12	DETROIT	0-3	L	20-41-7	10,432
29	Dec. 12 @	Calgary	0-5	L	7-18-4	16,762	69	Mar. 15	BUFFALO	5-3	W	21-41-7	11,349
30	Dec. 14	WASHINGTON	4-5	L	7-19-4	10,029	70	Mar. 17 @	Toronto	6-7	L	21-42-7	15,350
31	Dec. 18	TORONTO	4-3	W	8-19-4	7,893	71	Mar. 18 @	Washington	5-2	W	22-42-7	14,634
32	Dec. 20 @	Edmonton	4-9	L	8-20-4	17,114	72	Mar. 20 @	Boston	3-6	L	22-43-7	10,957
33	Dec. 21	VANCOUVER	2-6	L	8-21-4	8,893	73	Mar. 22 @	Hartford	3-6	L	22-44-7	12,198
34	Dec. 28	WINNIPEG	5-4	W	9-21-4	9,969	74	Mar. 23 @	Buffalo	1-6	L	22-45-7	16,433
35	Dec. 30	WINNIPEG	4-2	W	10-21-4	8,577	75	Mar. 26	CALGARY	7-3	W	23-45-7	9,620
36	Jan. 2	PHILADELPHIA	4-7	L	10-22-4	12,013	76	Mar. 28 @	Vancouver	1-2 OT	L	23-46-7	13,063
37	Jan. 4 @	Toronto	6-4	W	11-22-4	15,729	77	Mar. 29	QUEBEC	3-5	L	23-47-7	10,984
38	Jan. 5 @	Buffalo	3-2	W	12-22-4	13,590	78	Mar. 31	WINNIPEG	2-5	L	23-48-7	9,170
39	Jan. 8 @	Pittsburgh	3-7	L	12-23-4	12,090	79	Apr. 2	WINNIPEG	4-4	T	23-48-8	8,843
40	Jan. 10 @	Minnesota	4-3	W	13-23-4	10,553	80	Apr. 5	VANCOUVER	3-5	L	23-49-8	9,987

KINGS 1986-87 SEASON IN REVIEW

Record: 31-41-8 (70 points)
Smythe Division Finish: 4th

General Manager: Rogie Vachon
Head Coach: Pat Quinn (18-20-4)/ Mike Murphy (13-21-4)
Captain: Dave Taylor

SCORING

PLAYER	GP	G	A	PTS	PIM	PLAYER	GP	G	A	PTS	PIM
Luc Robitaille	79	45	39	84	28	Larry Playfair	37	2	7	9	181
Bernie Nicholls	80	33	48	81	101	Craig Redmond	16	1	7	8	8
Jimmy Carson	80	37	42	79	22	Paul Guay	35	2	5	7	16
Marcel Dionne	67	24	50	74	54	Roland Melanson	46	0	6	6	22
Dave Taylor	67	18	44	62	84	Bob Carpenter	10	2	3	5	6
Jim Fox	76	19	42	61	48	Dave Langevin	11	0	4	4	7
Bryan Erickson	68	20	30	50	26	Joe Paterson	45	2	1	3	158
Steve Duchesne	75	13	25	38	74	Tom Laidlaw	11	0	3	3	4
Grant Ledyard	67	14	23	37	93	Lyle Phair	5	2	0	2	2
Jay Wells	77	7	29	36	155	Ken Hammond	10	0	2	2	11
Morris Lukowich	60	14	21	35	64	Peter Dineen	11	0	2	2	8
Dave Williams	76	16	18	34	358	Al Jensen	5	0	1	1	0
Sean McKenna	69	14	19	33	10	Darren Eliot	24	0	1	1	18
Mark Hardy	73	3	27	30	120	Brian Wilks	1	0	0	0	0
Bob Bourne	78	13	9	22	35	Craig Duncanson	2	0	0	0	24
Phil Sykes	58	6	15	21	133	Bob Janecyk	7	0	0	0	2
Dean Kennedy	66	6	14	20	91	Team PIM					18
Garry Galley	30	5	11	16	57	**Team Totals**	**80**	**318**	**548**	**866**	**2,038**

GOALTENDER	GP	MIN	GA	SO	EN	SA	S%	AVG	W-L-OT
Roland Melanson	46	2,734	168	1	3	1,417	.881	3.69	18-21-6
Darren Eliot	24	1,404	103	1	5	687	.850	4.40	8-13-2
Bob Janecyk	7	420	34	0	0	222	.847	4.86	4-3-0
Al Jensen	5	300	27	0	1	153	.824	5.40	1-4-0
Empty Net Goals			9			9			
Team Totals	**80**	**4,858**	**341**	**2**	**9**	**2,488**	**.863**	**4.21**	**31-41-8**

RESULTS

1	Oct. 9	ST. LOUIS	3-4	L	0-1-0	8,403	41	Jan. 7 @	Edmonton	6-1	W	18-19-4	17,317
2	Oct. 11	NY ISLANDERS	5-4	W	1-1-0	9,780	42	Jan. 8 @	Calgary	4-5	L	18-20-4	16,798
3	Oct. 14 @	Pittsburgh	3-4 OT	L	1-2-0	9,130	43	Jan. 10	BUFFALO	5-8	L	18-21-4	12,441
4	Oct. 15 @	Detroit	4-3 OT	W	2-2-0	16,053	44	Jan. 14	VANCOUVER	4-0	W	19-21-4	9,010
5	Oct. 18	BOSTON	1-4	L	2-3-0	10,263	45	Jan. 16 @	St. Louis	5-3	W	20-21-4	12,270
6	Oct. 19	EDMONTON	7-6	W	3-3-0	8,795	46	Jan. 17 @	St. Louis	4-4	T	20-21-5	12,847
7	Oct. 22 @	NY Rangers	4-5 OT	L	3-4-0	14,587	47	Jan. 19	NY RANGERS	2-2	T	20-21-6	11,091
8	Oct. 23 @	New Jersey	3-5	L	3-5-0	5,313	48	Jan. 21	PITTSBURGH	10-5	W	21-21-6	8,902
9	Oct. 25 @	NY Islanders	3-4	L	3-6-0	13,941	49	Jan. 23	MINNESOTA	3-6	L	21-22-6	16,005
10	Oct. 27 @	Montreal	5-6	L	3-7-0	16,094	50	Jan. 28	NEW JERSEY	6-2	W	22-22-6	8,446
11	Oct. 28 @	Quebec	2-6	L	3-8-0	13,352	51	Jan. 31 @	Montreal	3-5	L	22-23-6	17,514
12	Nov. 2 @	Edmonton	5-5	T	3-8-1	16,846	52	Feb. 1 @	Quebec	2-3	L	22-24-6	15,283
13	Nov. 3 @	Calgary	2-4	L	3-9-1	16,798	53	Feb. 4 @	Toronto	4-5	L	22-25-6	16,382
14	Nov. 6	MONTREAL	4-6	L	3-10-1	9,561	54	Feb. 6 @	Winnipeg	1-6	L	22-26-6	13,168
15	Nov. 8	HARTFORD	4-3	W	4-10-1	11,976	55	Feb. 8 @	Winnipeg	1-3	L	22-27-6	14,574
16	Nov. 11	WINNIPEG	4-3	W	5-10-1	7,457	56	Feb. 14	HARTFORD	5-2	W	23-27-6	11,240
17	Nov. 13	WINNIPEG	5-6	L	5-11-1	7,153	57	Feb. 16	TORONTO	1-1	T	23-27-7	10,942
18	Nov. 15	CALGARY	4-1	W	6-11-1	11,860	58	Feb. 18	WASHINGTON	7-4	W	24-27-7	8,761
19	Nov. 18 @	Washington	6-5	W	7-11-1	9,127	59	Feb. 21	PHILADELPHIA	2-4	L	24-28-7	16,005
20	Nov. 19 @	Chicago	4-4	T	7-11-2	15,793	60	Feb. 24	WINNIPEG	8-3	W	25-28-7	7,836
21	Nov. 21 @	Winnipeg	4-1	W	8-11-2	14,988	61	Feb. 26	WINNIPEG	3-4	L	25-29-7	10,405
22	Nov. 23 @	Winnipeg	2-3	L	8-12-2	13,003	62	Feb. 28 @	Minnesota	3-6	L	25-30-7	13,055
23	Nov. 25 @	Vancouver	5-11	L	8-13-2	8,036	63	Mar. 1 @	Chicago	1-6	L	25-31-7	17,466
24	Nov. 26	VANCOUVER	3-5	L	8-14-2	8,797	64	Mar. 3	MINNESOTA	4-4	T	25-31-8	8,598
25	Nov. 29	NEW JERSEY	9-6	W	9-14-2	11,273	65	Mar. 5 @	Calgary	2-7	L	25-32-8	16,798
26	Dec. 2	DETROIT	5-4	W	10-14-2	7,257	66	Mar. 6 @	Edmonton	3-9	L	25-33-8	17,502
27	Dec. 4	TORONTO	4-3	W	11-14-2	7,963	67	Mar. 8	VANCOUVER	5-2	W	26-33-8	10,118
28	Dec. 6	CHICAGO	7-2	W	12-14-2	12,745	68	Mar. 11	BUFFALO	2-3	L	26-34-8	9,343
29	Dec. 9 @	NY Islanders	7-2	W	13-14-2	14,168	69	Mar. 14	QUEBEC	3-6	L	26-35-8	12,651
30	Dec. 10 @	NY Rangers	4-5	L	13-15-2	16,988	70	Mar. 17 @	Washington	5-4	W	27-35-8	12,210
31	Dec. 13	CALGARY	3-6	L	13-16-2	9,870	71	Mar. 19 @	Philadelphia	5-2	W	28-35-8	17,222
32	Dec. 14	EDMONTON	2-4	L	13-17-2	11,373	72	Mar. 21 @	Boston	6-8	L	28-36-8	11,167
33	Dec. 17	PITTSBURGH	3-0	W	14-17-2	9,020	73	Mar. 22 @	Hartford	3-6	L	28-37-8	15,126
34	Dec. 20 @	Edmonton	8-8	T	14-17-3	16,927	74	Mar. 25 @	Detroit	6-1	W	29-37-8	19,140
35	Dec. 22 @	Calgary	5-3	W	15-17-3	16,798	75	Mar. 26 @	Buffalo	5-3	W	30-37-8	14,353
36	Dec. 23 @	Vancouver	4-6	L	15-18-3	8,283	76	Mar. 28	CALGARY	3-4	L	30-38-8	13,379
37	Dec. 27	BOSTON	2-1 OT	W	16-18-3	13,648	77	Mar. 30	CALGARY	5-4	W	31-38-8	8,437
38	Dec. 30	PHILADELPHIA	4-1	W	17-18-3	14,794	78	Apr. 1	VANCOUVER	3-8	L	31-39-8	8,161
39	Jan. 2 @	Vancouver	3-3	T	17-18-4	10,144	79	Apr. 4	EDMONTON	3-7	L	31-40-8	16,005
40	Jan. 3	EDMONTON	1-8	L	17-19-4	16,005	80	Apr. 5 @	Vancouver	2-5	L	31-41-8	9,124

KINGS 1987-88 SEASON IN REVIEW

Record: 30-42-8 (68 points)
Smythe Division Finish: 4th

General Manager: Rogie Vachon
Head Coach: Mike Murphy (7-16-4)/Rogie Vachon (0-1-0)/ Robbie Ftorek (23-25-4)
Captain: Dave Taylor

SCORING

PLAYER	GP	G	A	PTS	PIM	PLAYER	GP	G	A	PTS	PIM
Luc Robitaille	80	53	58	111	82	Grant Ledyard	23	1	7	8	52
Jimmy Carson	80	55	52	107	45	Tim Tookey	20	1	6	7	8
Bernie Nicholls	65	32	46	78	114	Larry Playfair	54	0	7	7	197
Dave Taylor	68	26	41	67	129	Sean McKenna	30	3	2	5	12
Steve Duchesne	71	16	39	55	109	Ken Baumgartner	30	2	3	5	189
Bob Carpenter	71	19	33	52	84	John English	3	1	3	4	4
Jim Fox	68	16	35	51	18	Joe Paterson	32	1	3	4	113
Paul Fenton	71	20	23	43	46	Glenn Healy	34	0	2	2	6
Mike Allison	37	16	12	28	57	Dan Gratton	7	1	0	1	5
Mark Hardy	61	6	22	28	99	Eric Germain	4	0	1	1	13
Jay Wells	58	2	23	25	159	Denis Larocque	8	0	1	1	18
Phil Sykes	40	9	12	21	82	Bob Kudelski	26	0	1	1	8
Bryan Erickson	42	6	15	21	20	Wayne McBean	27	0	1	1	26
Bob Bourne	72	7	11	18	28	Craig Redmond	2	0	0	0	0
Ken Hammond	46	7	9	16	69	Dave Williams	2	0	0	0	6
Tom Laidlaw	57	1	12	13	47	Bob Janecyk	5	0	0	0	2
Craig Laughlin	19	4	8	12	6	Petr Prajsler	7	0	0	0	2
Chris Kontos	6	2	10	12	2	Glen Currie	7	0	0	0	0
Dean Kennedy	58	1	11	12	158	Craig Duncanson	9	0	0	0	12
Lyle Phair	28	4	6	10	8	Roland Melanson	47	0	0	0	16
Paul Guay	33	4	4	8	40	Team PIM					16
Ron Duguay	15	2	6	8	17	**Team Totals**	**80**	**318**	**525**	**843**	**2,124**

GOALTENDER	GP	MIN	GA	SO	EN	SA	S%	AVG	W-L-OT
Glenn Healy	34	1,865	135	1	4	1,001	.865	4.34	12-18-1
Roland Melanson	47	2,675	195	2	2	1,397	.860	4.37	17-20-7
Bob Janecyk	5	303	23	0	0	165	.861	4.55	1-4-0
Empty Net Goals			6			6			
Team Totals	**80**	**4,848**	**359**	**3**	**6**	**2,569**	**.860**	**4.44**	**30-42-8**

RESULTS

1	Oct. 8	NY ISLANDERS	1-4	L	0-1-0	10,748
2	Oct. 10	ST. LOUIS	4-2	W	1-1-0	9,619
3	Oct. 11	EDMONTON	2-9	L	1-2-0	10,237
4	Oct. 15	BOSTON	2-3	L	1-3-0	8,964
5	Oct. 18	VANCOUVER	2-4	L	1-4-0	8,367
6	Oct. 21 @	Edmonton	2-6	L	1-5-0	15,841
7	Oct. 23 @	Winnipeg	3-4	L	1-6-0	11,480
8	Oct. 25 @	Winnipeg	2-1	W	2-6-0	10,469
9	Oct. 27 @	Pittsburgh	4-4	T	2-6-1	9,130
10	Oct. 28 @	NY Rangers	4-3	W	3-6-1	16,179
11	Oct. 30 @	Buffalo	1-5	L	3-7-1	11,489
12	Nov. 1 @	Philadelphia	1-4	L	3-8-1	17,314
13	Nov. 4	BUFFALO	4-5	L	3-9-1	8,587
14	Nov. 7	NY RANGERS	5-4	W	4-9-1	16,005
15	Nov. 10	EDMONTON	4-4	T	4-9-2	11,393
16	Nov. 13 @	Calgary	7-10	L	4-10-2	19,143
17	Nov. 14	QUEBEC	8-7	W	5-10-2	12,105
18	Nov. 17 @	NY Islanders	3-4	L	5-11-2	13,001
19	Nov. 19 @	Philadelphia	5-7	L	5-12-2	17,306
20	Nov. 21 @	Toronto	6-6	T	5-12-3	16,382
21	Nov. 22 @	Buffalo	8-5	W	6-12-3	11,126
22	Nov. 25	CHICAGO	6-4	W	7-12-3	12,349
23	Nov. 28	CALGARY	4-8	L	7-13-3	12,977
24	Nov. 29	NEW JERSEY	2-2	T	7-13-4	7,692
25	Dec. 1	WINNIPEG	6-7 OT	L	7-14-4	7,817
26	Dec. 3	WINNIPEG	4-5 OT	L	7-15-4	9,117
27	Dec. 5 @	Montreal	4-6	L	7-16-4	16,831
28	Dec. 6 @	Washington	3-10	L	7-17-4	10,321
29	Dec. 9 @	New Jersey	1-2	L	7-18-4	8,413
30	Dec. 10 @	Boston	3-4	L	7-19-4	11,889
31	Dec. 12 @	Hartford	2-3	L	7-20-4	14,227
32	Dec. 16	EDMONTON	7-5	W	8-20-4	11,208
33	Dec. 19	CALGARY	1-4	L	8-21-4	10,884
34	Dec. 20 @	Calgary	6-3	W	9-21-4	18,553
35	Dec. 22 @	Edmonton	2-5	L	9-22-4	16,717
36	Dec. 23 @	Vancouver	1-5	L	9-23-4	8,753
37	Dec. 26	VANCOUVER	3-2	W	10-23-4	11,599
38	Dec. 28	WINNIPEG	2-5	L	10-24-4	9,917
39	Dec. 30	WINNIPEG	6-4	W	11-24-4	9,919
40	Jan. 2	MONTREAL	5-2	W	12-24-4	15,482
41	Jan. 4 @	New Jersey	6-3	W	13-24-4	8,386
42	Jan. 5 @	Pittsburgh	4-4	T	13-24-5	16,168
43	Jan. 8 @	Detroit	3-5	L	13-25-5	19,659
44	Jan. 10 @	Chicago	2-5	L	13-26-5	14,508
45	Jan. 11 @	Minnesota	5-4	W	14-26-5	10,123
46	Jan. 13	WASHINGTON	3-8	L	14-27-5	11,576
47	Jan. 16	HARTFORD	3-4	L	14-28-5	13,638
48	Jan. 19	NY RANGERS	6-3	W	15-28-5	11,496
49	Jan. 21 @	Calgary	5-4 OT	W	16-28-5	18,068
50	Jan. 22 @	Winnipeg	3-5	L	16-29-5	11,440
51	Jan. 24 @	Winnipeg	2-1	W	17-29-5	11,944
52	Jan. 26 @	Quebec	3-5	L	17-30-5	13,982
53	Jan. 27 @	Toronto	2-5	L	17-31-5	15,664
54	Jan. 30	MINNESOTA	5-0	W	18-31-5	13,906
55	Feb. 2 @	Vancouver	2-5	L	18-32-5	6,959
56	Feb. 3	VANCOUVER	7-2	W	19-32-5	9,856
57	Feb. 6	EDMONTON	7-2	W	20-32-5	16,005
58	Feb. 7	CALGARY	2-5	L	20-33-5	10,800
59	Feb. 11	QUEBEC	5-3	W	21-33-5	9,325
60	Feb. 13	PITTSBURGH	5-7	L	21-34-5	13,658
61	Feb. 15	DETROIT	1-6	L	21-35-5	11,182
62	Feb. 17 @	Minnesota	5-4	W	22-35-5	10,279
63	Feb. 18 @	St. Louis	4-7	L	22-36-5	11,820
64	Feb. 20	TORONTO	3-0	W	23-36-5	12,297
65	Feb. 24	WASHINGTON	4-3	W	24-36-5	9,620
66	Feb. 27	PHILADELPHIA	6-8	L	24-37-5	16,005
67	Feb. 28 @	Vancouver	2-0	W	25-37-5	8,195
68	Mar. 1 @	Edmonton	3-5	L	25-38-5	16,615
69	Mar. 5	MONTREAL	6-7 OT	L	25-39-5	16,005
70	Mar. 9 @	Hartford	4-5	L	25-40-5	14,256
71	Mar. 10 @	Boston	3-3	T	25-40-6	13,609
72	Mar. 13	ST. LOUIS	7-6	W	26-40-6	10,253
73	Mar. 16	VANCOUVER	3-3	T	26-40-7	11,378
74	Mar. 18 @	Vancouver	3-5	L	26-41-7	10,021
75	Mar. 19	DETROIT	7-4	W	27-41-7	16,005
76	Mar. 23	NY ISLANDERS	2-6	L	27-42-7	11,297
77	Mar. 26	CHICAGO	9-5	W	28-42-7	14,429
78	Mar. 30	CALGARY	9-7	W	29-42-7	13,230
79	Apr. 1 @	Calgary	6-3	W	30-42-7	19,626
80	Apr. 3 @	Edmonton	5-5	T	30-42-8	17,107

KINGS 1988-89 SEASON IN REVIEW

Record: 42-31-7 (91 points)
Smythe Division Finish: 2nd

General Manager: Rogie Vachon
Head Coach: Robbie Ftorek
Captain: Dave Taylor

SCORING

PLAYER	GP	G	A	PTS	PIM	PLAYER	GP	G	A	PTS	PIM
Wayne Gretzky	78	54	114	168	26	Ken Baumgartner	49	1	3	4	286
Bernie Nicholls	79	70	80	150	96	Chris Kontos	7	2	1	3	2
Luc Robitaille	78	46	52	98	65	Tim Tookey	7	2	1	3	4
Steve Duchesne	79	25	50	75	92	Petr Prajsler	2	0	3	3	0
John Tonelli	77	31	33	64	110	Larry Playfair	6	0	3	3	16
Dave Taylor	70	26	37	63	80	Steve Richmond	9	0	2	2	26
Mike Krushelnyski	78	26	36	62	110	Kelly Hrudey	16	0	2	2	2
Mike Allison	55	14	22	36	122	Gordie Walker	11	1	0	1	2
Dale Degray	63	6	22	28	97	Hubie McDonough	4	0	1	1	0
Marty McSorley	66	10	17	27	350	Gilles Hamel	11	0	1	1	2
Bob Carpenter	39	11	15	26	16	Mark Fitzpatrick	17	0	1	1	2
Doug Crossman	74	10	15	25	53	Phil Sykes	23	0	1	1	8
Steve Kasper	29	9	15	24	14	Glenn Healy	48	0	1	1	28
Ron Duguay	70	7	17	24	48	Jim Hofford	1	0	0	0	2
Tim Watters	76	3	18	21	168	Bob Janecyk	1	0	0	0	0
Tom Laidlaw	70	3	17	20	63	Paul Guay	2	0	0	0	2
Igor Liba	27	5	13	18	21	Brian Wilks	2	0	0	0	2
Dean Kennedy	51	3	10	13	63	Bob Logan	4	0	0	0	0
Jay Miller	29	5	3	8	133	Roland Melanson	4	0	0	0	4
Jim Wiemer	9	2	3	5	20	Craig Duncanson	5	0	0	0	0
Paul Fenton	21	2	3	5	6	Dave Pasin	5	0	0	0	0
Wayne McBean	33	0	5	5	23	Team PIM					32
Bob Kudelski	14	1	3	4	17	**Team Totals**	**80**	**376**	**623**	**999**	**2,215**
Sylvain Couturier	16	1	3	4	2						

GOALTENDER	GP	MIN	GA	SO	EN	SA	S%	AVG	W-L-OT
Kelly Hrudey	16	974	47	1	1	490	.904	2.90	10-4-2
Bob Janecyk	1	30	2	0	0	22	.909	4.00	0-0-0
Mark Fitzpatrick	17	957	64	0	3	563	.886	4.01	6-7-3
Glenn Healy	48	2,699	192	0	7	1,502	.872	4.27	25-19-2
Roland Melanson	4	178	19	0	0	109	.826	6.40	1-1-0
Empty Net Goals			11			11			
Team Totals	**80**	**4,854**	**335**	**1**	**11**	**2,697**	**.876**	**4.14**	**42-31-7**

RESULTS

1	Oct. 6	DETROIT	8-2	W	1-0-0	16,005
2	Oct. 8	CALGARY	6-5 OT	W	2-0-0	13,474
3	Oct. 9	NY ISLANDERS	6-5 OT	W	3-0-0	11,592
4	Oct. 12	BOSTON	6-2	W	4-0-0	11,863
5	Oct. 15	PHILADELPHIA	1-4	L	4-1-0	16,005
6	Oct. 17 @	Calgary	4-11	L	4-2-0	20,002
7	Oct. 19 @	Edmonton	6-8	L	4-3-0	17,503
8	Oct. 22	MINNESOTA	8-2	W	5-3-0	13,397
9	Oct. 25	EDMONTON	4-5	L	5-4-0	16,005
10	Oct. 28 @	Winnipeg	7-4	W	6-4-0	14,306
11	Oct. 30 @	Winnipeg	4-8	L	6-5-0	15,535
12	Nov. 1 @	Quebec	3-1	W	7-5-0	15,399
13	Nov. 2 @	Montreal	3-5	L	7-6-0	17,596
14	Nov. 5 @	Toronto	6-4	W	8-6-0	16,382
15	Nov. 6 @	Chicago	5-3	W	9-6-0	17,682
16	Nov. 10	HARTFORD	7-2	W	10-6-0	12,496
17	Nov. 12	PITTSBURGH	7-2	W	11-6-0	16,005
18	Nov. 15	VANCOUVER	6-4	W	12-6-0	11,250
19	Nov. 17	NY RANGERS	5-6	L	12-7-0	16,005
20	Nov. 19	BUFFALO	5-4	W	13-7-0	15,581
21	Nov. 22 @	Philadelphia	6-1	W	14-7-0	17,423
22	Nov. 23 @	Detroit	8-3	W	15-7-0	19,875
23	Nov. 26 @	Calgary	1-4	L	15-8-0	20,002
24	Nov. 27 @	Vancouver	2-5	L	15-9-0	16,553
25	Nov. 29	NEW JERSEY	9-3	W	16-9-0	11,505
26	Dec. 1	TORONTO	9-3	W	17-9-0	11,924
27	Dec. 3	CHICAGO	6-4	W	18-9-0	16,005
28	Dec. 6	WINNIPEG	4-5 OT	L	18-10-0	13,319
29	Dec. 8	WINNIPEG	5-5	T	18-10-1	12,111
30	Dec. 10 @	NY Islanders	4-3	W	19-10-1	15,405
31	Dec. 12 @	NY Rangers	5-2	W	20-10-1	17,388
32	Dec. 14 @	Pittsburgh	4-5	L	20-11-1	16,025
33	Dec. 16 @	Detroit	6-4	W	21-11-1	19,875
34	Dec. 17 @	Minnesota	2-3	L	21-12-1	13,506
35	Dec. 20	CALGARY	7-3	W	22-12-1	16,005
36	Dec. 21	MINNESOTA	8-6	W	23-12-1	13,125
37	Dec. 23 @	Vancouver	5-2	W	24-12-1	16,138
38	Dec. 27	MONTREAL	2-3	L	24-13-1	16,005
39	Dec. 29	VANCOUVER	3-6	L	24-14-1	16,005
40	Jan. 5 @	Calgary	6-8	L	24-15-1	20,002
41	Jan. 6 @	Winnipeg	4-4	T	24-15-2	15,556
42	Jan. 8 @	Winnipeg	4-4	T	24-15-3	15,094
43	Jan. 10	EDMONTON	5-4 OT	W	25-15-3	16,005
44	Jan. 12	ST. LOUIS	7-4	W	26-15-3	14,866
45	Jan. 14	HARTFORD	9-6	W	27-15-3	16,005
46	Jan. 17 @	St. Louis	2-5	L	27-16-3	17,408
47	Jan. 19 @	NY Islanders	2-4	L	27-17-3	14,552
48	Jan. 21 @	Hartford	4-5	L	27-18-3	15,223
49	Jan. 24 @	Washington	4-4	T	27-18-4	18,130
50	Jan. 26	VANCOUVER	2-6	L	27-19-4	16,005
51	Jan. 28	EDMONTON	6-7	L	27-20-4	16,005
52	Jan. 31	CALGARY	5-8	L	27-21-4	16,005
53	Feb. 2	NEW JERSEY	6-6	T	27-21-5	14,336
54	Feb. 4	BUFFALO	5-3	W	28-21-5	16,005
55	Feb. 9 @	Boston	1-4	L	28-22-5	14,448
56	Feb. 10 @	Washington	7-6 OT	W	29-22-5	18,130
57	Feb. 12 @	Chicago	6-2	W	30-22-5	18,239
58	Feb. 15	BOSTON	3-7	L	30-23-5	16,005
59	Feb. 18	QUEBEC	11-3	W	31-23-5	16,005
60	Feb. 20	TORONTO	5-4	W	32-23-5	16,005
61	Feb. 22	WASHINGTON	2-7	L	32-24-5	15,003
62	Feb. 24 @	Edmonton	1-4	L	32-25-5	17,503
63	Feb. 26 @	New Jersey	1-1	T	32-25-6	19,040
64	Feb. 27 @	NY Rangers	4-6	L	32-26-6	17,482
65	Mar. 1 @	Buffalo	5-4	W	33-26-6	16,433
66	Mar. 2 @	St. Louis	4-6	L	33-27-6	17,195
67	Mar. 4	PHILADELPHIA	6-2	W	34-27-6	16,005
68	Mar. 7	PITTSBURGH	3-2 OT	W	35-27-6	16,005
69	Mar. 10 @	Vancouver	2-4	L	35-28-6	16,453
70	Mar. 12 @	Edmonton	6-3	W	36-28-6	17,503
71	Mar. 14 @	Quebec	4-0	W	37-28-6	15,399
72	Mar. 15 @	Montreal	2-5	L	37-29-6	17,891
73	Mar. 18	CALGARY	3-9	L	37-30-6	16,005
74	Mar. 21 @	Edmonton	4-3	W	38-30-6	17,503
75	Mar. 23 @	Calgary	2-4	L	38-31-6	20,002
76	Mar. 25	EDMONTON	4-2	W	39-31-6	16,005
77	Mar. 28	WINNIPEG	3-3	T	39-31-7	15,038
78	Mar. 29	WINNIPEG	2-1 OT	W	40-31-7	16,005
79	Apr. 1	VANCOUVER	6-4	W	41-31-7	16,005
80	Apr. 2 @	Vancouver	5-4	W	42-31-7	16,160

KINGS 1989-90 SEASON IN REVIEW

Record: 34-39-7 (75 points)
Smythe Division Finish: 4th

General Manager: Rogie Vachon
Head Coach: Tom Webster
Captain: Wayne Gretzky

SCORING

PLAYER	GP	G	A	PTS	PIM
Wayne Gretzky	73	40	102	142	42
Luc Robitaille	80	52	49	101	38
Bernie Nicholls	47	27	48	75	66
John Tonelli	73	31	37	68	62
Steve Duchesne	79	20	42	62	36
Steve Kasper	77	17	28	45	27
Mike Krushelnyski	63	16	25	41	50
Dave Taylor	58	15	26	41	96
Larry Robinson	64	7	32	39	34
Bob Kudelski	62	23	13	36	49
Marty McSorley	75	15	21	36	322
Tomas Sandstrom	28	13	20	33	28
Todd Elik	48	10	23	33	41
Brian Benning	48	5	18	23	104
Mikko Makela	45	7	14	21	16
Keith Crowder	55	4	13	17	93
Mike Allison	55	2	11	13	78
Jay Miller	68	10	2	12	224
Tony Granato	19	5	6	11	45
Tim Watters	62	1	10	11	92
Petr Prajsler	34	3	7	10	47
Tom Laidlaw	57	1	8	9	42
Barry Beck	52	1	7	8	53
Hubie McDonough	22	3	4	7	10
Craig Duncanson	10	3	2	5	9
Chris Kontos	6	2	2	4	4
Mikael Lindholm	18	2	2	4	2
Bob Halkidis	20	0	4	4	56
Scott Bjugstad	11	1	2	3	2
Jim Fox	11	1	1	2	0
Ken Baumgartner	12	1	0	1	28
Gordie Walker	1	0	0	0	0
Robb Stauber	2	0	0	0	0
Rob Blake	4	0	0	0	4
Ron Scott	12	0	0	0	2
Mario Gosselin	26	0	0	0	0
Kelly Hrudey	52	0	0	0	18
Team PIM					24
Team Totals	**80**	**338**	**579**	**917**	**1,844**

GOALTENDER	GP	MIN	GA	SO	EN	SA	S%	AVG	W-L-OT
Ron Scott	12	654	40	0	2	319	.875	3.67	5-6-0
Mario Gosselin	26	1,226	79	0	4	583	.864	3.87	7-11-1
Kelly Hrudey	52	2,860	194	2	7	1,525	.873	4.07	22-21-6
Robb Stauber	2	83	11	0	0	43	.744	7.95	0-1-0
Empty Net Goals			13			13			
Team Totals	**80**	**4,846**	**337**	**2**	**13**	**2,483**	**.864**	**4.17**	**34-39-7**

RESULTS

1	Oct. 5	TORONTO	4-2	W	1-0-0	15,598
2	Oct. 7	EDMONTON	5-6	L	1-1-0	16,005
3	Oct. 8	DETROIT	5-0	W	2-1-0	14,258
4	Oct. 11	NY ISLANDERS	4-7	L	2-2-0	14,261
5	Oct. 13 @	Vancouver	6-5	W	3-2-0	16,123
6	Oct. 15 @	Edmonton	5-4 OT	W	4-2-0	17,503
7	Oct. 17	BOSTON	2-3	L	4-3-0	16,005
8	Oct. 21 @	St. Louis	6-4	W	5-3-0	17,204
9	Oct. 22 @	Chicago	4-7	L	5-4-0	17,863
10	Oct. 25	CALGARY	0-5	L	5-5-0	16,005
11	Oct. 27 @	Winnipeg	3-1	W	6-5-0	15,072
12	Oct. 29 @	Winnipeg	1-6	L	6-6-0	14,367
13	Oct. 31 @	Pittsburgh	8-4	W	7-6-0	16,015
14	Nov. 2 @	Boston	4-5 OT	L	7-7-0	14,448
15	Nov. 4 @	Hartford	3-6	L	7-8-0	15,535
16	Nov. 5 @	Buffalo	3-5	L	7-9-0	16,433
17	Nov. 8	CALGARY	4-5	L	7-10-0	16,005
18	Nov. 11	MONTREAL	5-4	W	8-10-0	16,005
19	Nov. 14 @	Calgary	8-6	W	9-10-0	20,107
20	Nov. 15 @	Edmonton	2-2	T	9-10-1	16,647
21	Nov. 18	WASHINGTON	5-3	W	10-10-1	16,005
22	Nov. 22	CHICAGO	6-3	W	11-10-1	16,005
23	Nov. 25	VANCOUVER	7-4	W	12-10-1	16,005
24	Nov. 26 @	Vancouver	3-3	T	12-10-2	16,123
25	Nov. 30	EDMONTON	6-7	L	12-11-2	16,005
26	Dec. 2	NY RANGERS	6-0	W	13-11-2	16,005
27	Dec. 6	VANCOUVER	5-4 OT	W	14-11-2	14,153
28	Dec. 8 @	Edmonton	4-5 OT	L	14-12-2	17,503
29	Dec. 10 @	Quebec	8-4	W	15-12-2	15,399
30	Dec. 11 @	Montreal	2-2	T	15-12-3	17,899
31	Dec. 13 @	Hartford	5-2	W	16-12-3	13,932
32	Dec. 15 @	New Jersey	5-7	L	16-13-3	19,040
33	Dec. 16 @	Philadelphia	2-5	L	16-14-3	17,423
34	Dec. 19	WINNIPEG	9-5	W	17-14-3	14,158
35	Dec. 21	QUEBEC	6-1	W	18-14-3	15,265
36	Dec. 23	VANCOUVER	4-1	W	19-14-3	16,005
37	Dec. 27	CALGARY	5-5	T	19-14-4	16,005
38	Dec. 30	PHILADELPHIA	3-6	L	19-15-4	16,005
39	Jan. 1 @	Washington	7-4	W	20-15-4	18,130
40	Jan. 2 @	NY Islanders	3-5	L	20-16-4	14,704
41	Jan. 4 @	New Jersey	2-4	L	20-17-4	19,040
42	Jan. 6 @	Toronto	4-7	L	20-18-4	16,382
43	Jan. 9	ST. LOUIS	3-4	L	20-19-4	15,071
44	Jan. 11	EDMONTON	3-3	T	20-19-5	16,005
45	Jan. 13	HARTFORD	3-6	L	20-20-5	16,005
46	Jan. 16	BUFFALO	2-4	L	20-21-5	16,005
47	Jan. 18	DETROIT	9-4	W	21-21-5	16,005
48	Jan. 23 @	Vancouver	3-3	T	21-21-6	16,123
49	Jan. 25 @	Edmonton	6-7	L	21-22-6	17,503
50	Jan. 27	NY RANGERS	1-3	L	21-23-6	16,005
51	Jan. 30	NEW JERSEY	5-2	W	22-23-6	14,032
52	Feb. 1	CHICAGO	4-7	L	22-24-6	16,005
53	Feb. 3	CALGARY	4-3	W	23-24-6	16,005
54	Feb. 6 @	Calgary	5-3	W	24-24-6	20,107
55	Feb. 8	WINNIPEG	1-5	L	24-25-6	15,323
56	Feb. 10 @	Pittsburgh	6-7	L	24-26-6	16,236
57	Feb. 12 @	Toronto	3-5	L	24-27-6	16,382
58	Feb. 14 @	Detroit	5-6	L	24-28-6	19,875
59	Feb. 15 @	Minnesota	3-6	L	24-29-6	15,196
60	Feb. 17	QUEBEC	7-1	W	25-29-6	16,005
61	Feb. 19	WASHINGTON	3-2	W	26-29-6	16,005
62	Feb. 21	MINNESOTA	4-2	W	27-29-6	16,005
63	Feb. 24	VANCOUVER	4-6	L	27-30-6	16,005
64	Feb. 28	EDMONTON	4-2	W	28-30-6	16,005
65	Mar. 2 @	Winnipeg	3-9	L	28-31-6	15,582
66	Mar. 4 @	Winnipeg	2-5	L	28-32-6	15,567
67	Mar. 5 @	Calgary	0-5	L	28-33-6	20,107
68	Mar. 7	MONTREAL	2-5	L	28-34-6	16,005
69	Mar. 10	PITTSBURGH	8-2	W	29-34-6	16,005
70	Mar. 12 @	NY Rangers	6-2	W	30-34-6	16,651
71	Mar. 14 @	Buffalo	6-5 OT	W	31-34-6	16,433
72	Mar. 17 @	Boston	5-4	W	32-34-6	14,448
73	Mar. 18 @	Philadelphia	4-7	L	32-35-6	17,423
74	Mar. 20 @	Minnesota	2-5	L	32-36-6	14,032
75	Mar. 22	NY ISLANDERS	3-1	W	33-36-6	16,005
76	Mar. 24	ST. LOUIS	9-3	W	34-36-6	16,005
77	Mar. 27	WINNIPEG	4-4	T	34-36-7	16,005
78	Mar. 29	WINNIPEG	0-1	L	34-37-7	16,005
79	Mar. 31 @	Vancouver	3-6	L	34-38-7	16,123
80	Apr. 1 @	Calgary	4-8	L	34-39-7	20,107

KINGS 1990-91 SEASON IN REVIEW

Record: 46-24-10 (102 points)
Smythe Division Finish: 1st

General Manager: Rogie Vachon
Head Coach: Tom Webster
Captain: Wayne Gretzky

SCORING

PLAYER	GP	G	A	PTS	PIM
Wayne Gretzky	78	41	122	163	16
Luc Robitaille	76	45	46	91	68
Tomas Sandstrom	68	45	44	89	106
Tony Granato	68	30	34	64	154
Steve Duchesne	78	21	41	62	66
Todd Elik	74	21	37	58	58
Dave Taylor	73	23	30	53	148
Rob Blake	75	12	34	46	125
Marty McSorley	61	7	32	39	221
Bob Kudelski	72	23	13	36	46
Brian Benning	61	7	24	31	127
John Tonelli	71	14	16	30	49
Steve Kasper	67	9	19	28	33
Larry Robinson	62	1	22	23	16
Brad Jones	53	9	11	20	57
Jay Miller	66	8	12	20	259
John McIntyre	56	8	5	13	115
Mike Donnelly	53	7	5	12	41
Rod Buskas	57	3	8	11	182
Scott Bjugstad	31	2	4	6	12
Mike Krushelnyski	15	1	5	6	10
Frank Breault	17	1	4	5	6
Bob Halkidis	34	1	3	4	133
Tim Watters	45	0	4	4	92
Jim Thomson	8	1	0	1	19
Rene Chapdelaine	3	0	1	1	10
Sylvain Couturier	3	0	1	1	0
Rick Hayward	4	0	0	0	5
Dennis Smith	4	0	0	0	4
Ilkka Sinisalo	7	0	0	0	2
Daniel Berthiaume	37	0	0	0	10
Kelly Hrudey	47	0	0	0	14
Team PIM					24
Team Totals	**80**	**340**	**577**	**917**	**2,228**

GOALTENDER	GP	MIN	GA	SO	EN	SA	S%	AVG	W-L-OT
Kelly Hrudey	47	2,730	132	3	4	1,321	.900	2.90	26-13-6
Daniel Berthiaume	37	2,119	117	1	1	1,086	.892	3.31	20-11-4
Empty Net Goals			5			5			
Team Totals	**80**	**4,863**	**254**	**4**	**5**	**2,412**	**.895**	**3.13**	**46-24-10**

RESULTS

1	Oct. 4	NY ISLANDERS	4-1	W	1-0-0	16,005
2	Oct. 6	VANCOUVER	3-6	L	1-1-0	13,753
3	Oct. 9 @	Vancouver	6-2	W	2-1-0	15,685
4	Oct. 11	EDMONTON	5-5	T	2-1-1	13,831
5	Oct. 13	BOSTON	7-1	W	3-1-1	16,005
6	Oct. 14	ST. LOUIS	4-1	W	4-1-1	13,777
7	Oct. 17	MINNESOTA	5-2	W	5-1-1	12,281
8	Oct. 19	HARTFORD	5-2	W	6-1-1	14,499
9	Oct. 23	CALGARY	6-4	W	7-1-1	16,005
10	Oct. 26 @	Winnipeg	2-6	L	7-2-1	15,566
11	Oct. 28 @	Winnipeg	6-2	W	8-2-1	14,087
12	Oct. 30 @	NY Islanders	4-1	W	9-2-1	12,760
13	Oct. 31 @	NY Rangers	4-9	L	9-3-1	16,325
14	Nov. 2 @	Washington	3-4	L	9-4-1	18,130
15	Nov. 4 @	Chicago	2-0	W	10-4-1	18,472
16	Nov. 8	DETROIT	5-1	W	11-4-1	16,005
17	Nov. 10	EDMONTON	7-4	W	12-4-1	16,005
18	Nov. 14	BUFFALO	4-2	W	13-4-1	16,005
19	Nov. 17	PITTSBURGH	2-1 OT	W	14-4-1	16,005
20	Nov. 20	NEW JERSEY	5-4	W	15-4-1	16,005
21	Nov. 22 @	Calgary	3-6	L	15-5-1	20,132
22	Nov. 24 @	Montreal	4-2	W	16-5-1	17,955
23	Nov. 25 @	Quebec	4-4	T	16-5-2	14,239
24	Nov. 27 @	Detroit	3-4	L	16-6-2	19,875
25	Nov. 29 @	St. Louis	4-4	T	16-6-3	17,982
26	Dec. 1	TORONTO	3-4	L	16-7-3	16,005
27	Dec. 5	WINNIPEG	3-3	T	16-7-4	14,646
28	Dec. 8	WINNIPEG	4-4	T	16-7-5	16,005
29	Dec. 11	NY RANGERS	4-6	L	16-8-5	16,005
30	Dec. 13	CALGARY	1-4	L	16-9-5	16,005
31	Dec. 15	EDMONTON	8-3	W	17-9-5	16,005
32	Dec. 18 @	Edmonton	3-4	L	17-10-5	17,503
33	Dec. 20 @	Calgary	4-3 OT	W	18-10-5	20,132
34	Dec. 22 @	Vancouver	3-4	L	18-11-5	16,123
35	Dec. 27	PHILADELPHIA	5-7	L	18-12-5	16,005
36	Dec. 29	MONTREAL	2-3	L	18-13-5	16,005
37	Dec. 31 @	Minnesota	4-2	W	19-13-5	12,015
38	Jan. 2 @	NY Rangers	1-4	L	19-14-5	16,792
39	Jan. 3 @	NY Islanders	6-3	W	20-14-5	12,585
40	Jan. 5 @	Toronto	4-2	W	21-14-5	16,382
41	Jan. 6 @	Chicago	3-1	W	22-14-5	18,472
42	Jan. 8	HARTFORD	4-3 OT	W	23-14-5	16,005
43	Jan. 10	BUFFALO	5-2	W	24-14-5	16,005
44	Jan. 12	VANCOUVER	6-2	W	25-14-5	16,005
45	Jan. 14 @	New Jersey	6-1	W	26-14-5	15,803
46	Jan. 16 @	Hartford	3-4	L	26-15-5	14,893
47	Jan. 17 @	Boston	3-5	L	26-16-5	14,448
48	Jan. 22 @	Edmonton	2-4	L	26-17-5	17,503
49	Jan. 25 @	Vancouver	5-1	W	27-17-5	16,123
50	Jan. 26	VANCOUVER	5-4	W	28-17-5	16,005
51	Jan. 30	NEW JERSEY	2-4	L	28-18-5	16,005
52	Feb. 2	VANCOUVER	9-1	W	29-18-5	16,005
53	Feb. 4 @	Detroit	6-4	W	30-18-5	19,875
54	Feb. 5 @	Philadelphia	3-2	W	31-18-5	17,382
55	Feb. 8 @	Buffalo	4-4	T	31-18-6	16,325
56	Feb. 9 @	St. Louis	4-5	L	31-19-6	18,299
57	Feb. 12	CALGARY	4-4	T	31-19-7	16,005
58	Feb. 14 @	Edmonton	4-2	W	32-19-7	17,503
59	Feb. 16	BOSTON	4-5 OT	L	32-20-7	16,005
60	Feb. 18	WASHINGTON	5-2	W	33-20-7	16,005
61	Feb. 20	QUEBEC	6-1	W	34-20-7	16,005
62	Feb. 22 @	Winnipeg	6-4	W	35-20-7	15,523
63	Feb. 24 @	Winnipeg	5-3	W	36-20-7	15,568
64	Feb. 26	PITTSBURGH	8-2	W	37-20-7	16,005
65	Feb. 28	WINNIPEG	4-2	W	38-20-7	16,005
66	Mar. 2	WINNIPEG	6-3	W	39-20-7	16,005
67	Mar. 5 @	Washington	3-3	T	39-20-8	17,583
68	Mar. 7 @	Pittsburgh	2-3	L	39-21-8	16,164
69	Mar. 9 @	Quebec	3-0	W	40-21-8	15,399
70	Mar. 10 @	Montreal	4-4	T	40-21-9	17,748
71	Mar. 12	PHILADELPHIA	6-0	W	41-21-9	16,005
72	Mar. 14	CHICAGO	3-6	L	41-22-9	16,005
73	Mar. 16 @	Calgary	4-3	W	42-22-9	20,138
74	Mar. 17 @	Vancouver	4-5 OT	L	42-23-9	16,123
75	Mar. 20	TORONTO	4-4	T	42-23-10	16,005
76	Mar. 23	CALGARY	8-4	W	43-23-10	16,005
77	Mar. 24 @	Edmonton	4-3 OT	W	44-23-10	17,503
78	Mar. 26	EDMONTON	2-0	W	45-23-10	16,005
79	Mar. 28	MINNESOTA	6-5	W	46-23-10	16,005
80	Mar. 31 @	Calgary	3-5	L	46-24-10	20,132

KINGS 1991-92 SEASON IN REVIEW

Record: 35-31-14 (84 points)
Smythe Division Finish: 2nd

General Manager: Rogie Vachon
Head Coach: Tom Webster
Captain: Wayne Gretzky

SCORING

PLAYER	GP	G	A	PTS	PIM
Wayne Gretzky	74	31	90	121	34
Luc Robitaille	80	44	63	107	95
Tony Granato	80	39	29	68	187
Jari Kurri	73	23	37	60	24
Mike Donnelly	80	29	16	45	20
Bob Kudelski	80	22	21	43	42
Corey Millen	46	20	21	41	44
Tomas Sandstrom	49	17	22	39	70
Brian Benning	53	2	30	32	99
Dave Taylor	77	10	19	29	63
Marty McSorley	71	7	22	29	268
John McIntyre	73	5	19	24	100
Charlie Huddy	56	4	19	23	43
Rob Blake	57	7	13	20	102
Peter Ahola	71	7	12	19	101
Larry Robinson	56	3	10	13	37
Jay Miller	67	4	7	11	249
Randy Gilhen	33	3	6	9	14
Kyosti Karjalainen	28	1	8	9	12
Tim Watters	37	0	7	7	92
Scott Bjugstad	22	2	4	6	10
Darryl Sydor	18	1	5	6	22
Paul Coffey	10	1	4	5	25
Brent Thompson	27	0	5	5	89
Sylvain Couturier	14	3	1	4	2
Jim Thomson	45	1	2	3	162
Jeff Chychrun	26	0	3	3	76
Frank Breault	6	1	0	1	30
Dave Goverde	2	0	1	1	0
Ilkka Sinisalo	3	0	1	1	2
Steve Weeks	7	0	1	1	0
Rene Chapdelaine	16	0	1	1	10
Kelly Hrudey	60	0	1	1	12
Sean Whyte	3	0	0	0	0
Shawn McCosh	4	0	0	0	4
Rod Buskas	5	0	0	0	11
Daniel Berthiaume	19	0	0	0	0
Team PIM					10
Team Totals	**80**	**287**	**500**	**787**	**2,161**

GOALTENDER	GP	MIN	GA	SO	EN	SA	S%	AVG	W-L-OT
Kelly Hrudey	60	3,509	197	1	4	1,916	.897	3.37	26-17-13
Daniel Berthiaume	19	979	66	0	2	541	.878	4.04	7-10-1
Steve Weeks	7	252	17	0	1	136	.875	4.05	1-3-0
Dave Goverde	2	120	9	0	0	63	.857	4.50	1-1-0
Empty Net Goals			7			7			
Team Totals	**80**	**4,874**	**296**	**1**	**7**	**2,663**	**.889**	**3.64**	**35-31-14**

RESULTS

1	Oct. 4 @	Winnipeg	6-3	W	1-0-0	14,558	41	Jan. 9 @	Philadelphia	2-5	L	17-17-7	17,380
2	Oct. 6 @	Edmonton	2-2	T	1-0-1	16,962	42	Jan. 10 @	Washington	4-7	L	17-18-7	18,130
3	Oct. 8	EDMONTON	6-3	W	2-0-1	16,005	43	Jan. 12 @	New Jersey	2-5	L	17-19-7	13,489
4	Oct. 10	CALGARY	1-7	L	2-1-1	16,005	44	Jan. 14	SAN JOSE	3-3	T	17-19-8	16,005
5	Oct. 12	WINNIPEG	3-3	T	2-1-2	16,005	45	Jan. 16	WASHINGTON	2-2	T	17-19-9	16,005
6	Oct. 16	SAN JOSE	8-5	W	3-1-2	16,005	46	Jan. 22 @	Minnesota	3-3	T	17-19-10	15,841
7	Oct. 19	MINNESOTA	5-2	W	4-1-2	16,005	47	Jan. 23 @	St. Louis	6-5	W	18-19-10	17,808
8	Oct. 22 @	New Jersey	2-5	L	4-2-2	13,334	48	Jan. 25	CALGARY	4-3	W	19-19-10	16,005
9	Oct. 23 @	NY Rangers	2-7	L	4-3-2	16,910	49	Jan. 28	ST. LOUIS	3-3	T	19-19-11	16,005
10	Oct. 26 @	NY Islanders	4-2	W	5-3-2	10,255	50	Jan. 30	NY RANGERS	1-4	L	19-20-11	16,005
11	Oct. 28 @	Detroit	4-3	W	6-3-2	19,875	51	Feb. 1	CHICAGO	2-0	W	20-20-11	16,005
12	Oct. 30 @	Hartford	4-4	T	6-3-3	10,780	52	Feb. 4	NY ISLANDERS	1-2	L	20-21-11	16,005
13	Oct. 31 @	Boston	4-2	W	7-3-3	14,451	53	Feb. 6	HARTFORD	5-5	T	20-21-12	16,005
14	Nov. 2 @	Toronto	5-2	W	8-3-3	15,842	54	Feb. 8 @	Pittsburgh	4-3	W	21-21-12	16,164
15	Nov. 7	VANCOUVER	3-4	L	8-4-3	16,005	55	Feb. 9 @	Buffalo	5-4	W	22-21-12	16,325
16	Nov. 9	EDMONTON	4-4	T	8-4-4	16,005	56	Feb. 11 @	St. Louis	2-3	L	22-22-12	17,557
17	Nov. 11 @	Winnipeg	2-6	L	8-5-4	13,965	57	Feb. 13 @	Chicago	2-2	T	22-22-13	18,472
18	Nov. 12 @	Vancouver	2-8	L	8-6-4	16,123	58	Feb. 15	WASHINGTON	6-3	W	23-22-13	16,005
19	Nov. 14	BUFFALO	2-2	T	8-6-5	16,005	59	Feb. 17	BOSTON	6-3	W	24-22-13	16,005
20	Nov. 16	DETROIT	3-5	L	8-7-5	16,005	60	Feb. 19 @	Edmonton	3-4	L	24-23-13	17,503
21	Nov. 19 @	San Jose	3-2 OT	W	9-7-5	10,888	61	Feb. 21 @	Calgary	7-9	L	24-24-13	20,133
22	Nov. 21	NY RANGERS	6-1	W	10-7-5	16,005	62	Feb. 23 @	Winnipeg	4-2	W	25-24-13	15,223
23	Nov. 23	SAN JOSE	6-4	W	11-7-5	16,005	63	Feb. 25 @	Vancouver	4-3	W	26-24-13	16,123
24	Nov. 26	TORONTO	4-4	T	11-7-6	16,005	64	Feb. 27	QUEBEC	4-2	W	27-24-13	16,005
25	Nov. 28 @	Calgary	3-5	L	11-8-6	20,133	65	Feb. 29	MONTREAL	5-3	W	28-24-13	16,005
26	Nov. 30	NEW JERSEY	1-4	L	11-9-6	16,005	66	Mar. 3	PHILADELPHIA	4-1	W	29-24-13	16,005
27	Dec. 3 @	San Jose	2-3 OT	L	11-10-6	10,888	67	Mar. 4 @	San Jose	4-3	W	30-24-13	10,888
28	Dec. 5 @	Chicago	2-6	L	11-11-6	18,142	68	Mar. 7	PITTSBURGH	5-3	W	31-24-13	16,005
29	Dec. 7 @	Quebec	5-7	L	11-12-6	15,106	69	Mar. 9	TORONTO	4-1	W	32-24-13	16,005
30	Dec. 12	WINNIPEG	2-1	W	12-12-6	16,005	70	Mar. 11 @	Hartford	0-4	L	32-25-13	11,554
31	Dec. 14	VANCOUVER	4-4	T	12-12-7	16,005	71	Mar. 14 @	Montreal	2-5	L	32-26-13	17,959
32	Dec. 17	MINNESOTA	1-2	L	12-13-7	16,005	72	Mar. 15 @	Boston	1-5	L	32-27-13	14,448
33	Dec. 21	DETROIT	2-5	L	12-14-7	16,005	73	Mar. 17	WINNIPEG	5-4	W	33-27-13	16,005
34	Dec. 26	SAN JOSE	5-3	W	13-14-7	16,005	74	Mar. 19	BUFFALO	2-8	L	33-28-13	16,005
35	Dec. 28 @	Edmonton	9-4	W	14-14-7	17,503	75	Mar. 21	CALGARY	5-2	W	34-28-13	16,005
36	Dec. 29 @	Calgary	2-6	L	14-15-7	20,133	76	Mar. 26 @	Calgary	2-7	L	34-29-13	20,133
37	Dec. 31	VANCOUVER	3-5	L	14-16-7	16,005	77	Mar. 27 @	Winnipeg	4-6	L	34-30-13	15,568
38	Jan. 2	EDMONTON	5-3	W	15-16-7	16,005	78	Mar. 29 @	Edmonton	2-2	T	34-30-14	17,503
39	Jan. 4	PHILADELPHIA	7-3	W	16-16-7	16,005	79	Apr. 12 @	Vancouver	6-1	W	35-30-14	16,123
40	Jan. 7 @	Pittsburgh	5-2	W	17-16-7	16,164	80	Apr. 14	VANCOUVER	2-3	L	35-31-14	16,005

KINGS 1992-93 SEASON IN REVIEW

Record: 39-35-10 (88 points)
Smythe Division Finish: 3rd

General Manager: Nick Beverley
Head Coach: Barry Melrose
Captain: Luc Robitaille/Wayne Gretzky

SCORING

PLAYER	GP	G	A	PTS	PIM
Luc Robitaille	84	63	62	125	100
Jari Kurri	82	27	60	87	38
Tony Granato	81	37	45	82	171
Mike Donnelly	84	29	40	69	45
Wayne Gretzky	45	16	49	65	6
Rob Blake	76	16	43	59	152
Paul Coffey	50	8	49	57	50
Tomas Sandstrom	39	25	27	52	57
Alexei Zhitnik	78	12	36	48	80
Marty McSorley	81	15	26	41	399
Corey Millen	42	23	16	39	42
Darryl Sydor	80	6	23	29	63
Charlie Huddy	82	2	25	27	64
Lonnie Loach	50	10	13	23	27
Jimmy Carson	34	12	10	22	14
Pat Conacher	81	9	8	17	20
Dave Taylor	48	6	9	15	49
Warren Rychel	70	6	7	13	314
Jim Hiller	40	6	6	12	90
John McIntyre	49	2	5	7	80
Bob Kudelski	15	3	3	6	8
Gary Shuchuk	25	2	4	6	16
Robert Lang	11	0	5	5	2
Brent Thompson	30	0	4	4	76
Kelly Hrudey	50	0	4	4	10
Guy Leveque	12	2	1	3	19
Mark Hardy	11	0	3	3	4
Peter Ahola	8	1	1	2	6
Sean Whyte	18	0	2	2	12
Tim Watters	22	0	2	2	18
Robb Stauber	31	0	2	2	4
Jeff Chychrun	17	0	1	1	23
Marc Potvin	20	0	1	1	61
Brandy Semchuk	1	0	0	0	2
Dave Goverde	2	0	0	0	0
Darryl Williams	2	0	0	0	10
Frank Breault	4	0	0	0	6
Marc Fortier	6	0	0	0	5
Jim Thomson	9	0	0	0	56
Rick Knickle	10	0	0	0	2
Rene Chapdelaine	13	0	0	0	12
Team PIM					34
Team Totals	**84**	**338**	**592**	**930**	**2,247**

GOALTENDER	GP	MIN	GA	SO	EN	SA	S%	AVG	W-L-OT
Robb Stauber	31	1,735	111	0	1	987	.888	3.84	15-8-4
Kelly Hrudey	50	2,718	175	2	4	1,552	.887	3.86	18-21-6
Rick Knickle	10	532	35	0	0	292	.880	3.95	6-4-0
Dave Goverde	2	98	13	0	1	51	.745	7.96	0-2-0
Empty Net Goals			6			6			
Team Totals	**84**	**5,098**	**340**	**2**	**6**	**2,888**	**.882**	**4.00**	**39-35-10**

RESULTS

1	Oct. 6 @	Calgary	5-4 OT	W	1-0-0	19,461	43	Jan. 12 @	Ottawa	3-2	W	22-16-5	10,500
2	Oct. 8	DETROIT	3-5	L	1-1-0	16,005	44	Jan. 14 @	New Jersey	1-7	L	22-17-5	13,586
3	Oct. 10	WINNIPEG	6-3	W	2-1-0	14,509	45	Jan. 16	WINNIPEG	2-5	L	22-18-5	16,005
4	Oct. 13	SAN JOSE	2-1	W	3-1-0	14,320	46	Jan. 19 @	Edmonton	5-4	W	23-18-5	16,686
5	Oct. 15	CALGARY	4-0	W	4-1-0	15,133	47	Jan. 21	VANCOUVER	4-5	L	23-19-5	16,005
6	Oct. 17	BOSTON	8-6	W	5-1-0	16,005	48	Jan. 23	NY RANGERS	3-8	L	23-20-5	16,005
7	Oct. 20 @	Calgary	2-6	L	5-2-0	19,169	49	Jan. 26	SAN JOSE	7-1	W	24-20-5	16,005
8	Oct. 23 @	Winnipeg	2-4	L	5-3-0	12,924	50	Jan. 28	CALGARY	1-2	L	24-21-5	16,005
9	Oct. 24 @	Minnesota	5-5	T	5-3-1	15,174	51	Jan. 30	CHICAGO	2-2	T	24-21-6	16,005
10	Oct. 27 @	NY Islanders	4-3	W	6-3-1	10,259	52	Feb. 2 @	Quebec	2-3	L	24-22-6	14,843
11	Oct. 29 @	Boston	3-8	L	6-4-1	14,448	53	Feb. 3 @	Montreal	2-7	L	24-23-6	17,164
12	Oct. 31 @	Hartford	7-1	W	7-4-1	9,244	54	Feb. 9	EDMONTON	3-6	L	24-24-6	16,005
13	Nov. 5	NEW JERSEY	5-2	W	8-4-1	14,592	55	Feb. 11	DETROIT	6-6	T	24-24-7	16,005
14	Nov. 7	BUFFALO	5-2	W	9-4-1	16,005	56	Feb. 13	WASHINGTON	3-10	L	24-25-7	16,005
15	Nov. 8 @	San Jose	11-4	W	10-4-1	11,089	57	Feb. 15	VANCOUVER	3-0	W	25-25-7	16,005
16	Nov. 10 @	Winnipeg	4-4	T	10-4-2	12,831	58	Feb. 16 @	Minnesota	10-5	W	26-25-7	14,911
17	Nov. 12	VANCOUVER	7-4	W	11-4-2	15,486	59	Feb. 18 @	Chicago	2-7	L	26-26-7	17,597
18	Nov. 14	EDMONTON	6-2	W	12-4-2	16,005	60	Feb. 20 @	Washington	3-7	L	26-27-7	17,812
19	Nov. 16 @	Vancouver	3-6	L	12-5-2	15,896	61	Feb. 22 @	Tampa Bay	5-2	W	27-27-7	10,425
20	Nov. 17 @	San Jose	0-6	L	12-6-2	11,089	62	Feb. 25 @	St. Louis	0-3	L	27-28-7	13,473
21	Nov. 19	CHICAGO	4-1	W	13-6-2	16,005	63	Feb. 27	TORONTO	2-4	L	27-29-7	16,005
22	Nov. 21	TORONTO	6-4	W	14-6-2	16,005	64	Mar. 2	CALGARY	6-2	W	28-29-7	16,005
23	Nov. 25 @	Edmonton	3-1	W	15-6-2	13,636	65	Mar. 4	OTTAWA	8-6	W	29-29-7	16,005
24	Nov. 27 @	Detroit	5-3	W	16-6-2	19,875	66	Mar. 6	EDMONTON	6-1	W	30-29-7	16,005
25	Nov. 28 @	Toronto	2-3	L	16-7-2	15,720	67	Mar. 9 @	NY Rangers	3-4	L	30-30-7	18,200
26	Dec. 1 @	Chicago*	6-3	W	17-7-2	16,292	68	Mar. 11 @	Pittsburgh	3-4 OT	L	30-31-7	16,164
27	Dec. 3	PITTSBURGH	5-3	W	18-7-2	16,005	69	Mar. 15 @	Buffalo	4-2	W	31-31-7	13,799
28	Dec. 5	HARTFORD	7-3	W	19-7-2	16,005	70	Mar. 16	WINNIPEG	8-4	W	32-31-7	16,005
29	Dec. 8	Montreal#	5-5	T	19-7-3	12,272	71	Mar. 18	NY ISLANDERS	7-4	W	33-31-7	16,005
30	Dec. 10	QUEBEC	4-5	L	19-8-3	15,221	72	Mar. 20	ST. LOUIS	3-2	W	34-31-7	16,005
31	Dec. 12	ST. LOUIS	6-3	W	20-8-3	16,005	73	Mar. 24 @	Vancouver	2-6	L	34-32-7	16,150
32	Dec. 15	TAMPA BAY	2-3	L	20-9-3	15,753	74	Mar. 26 @	Edmonton	4-1	W	35-32-7	17,503
33	Dec. 18 @	Edmonton	5-5	T	20-9-4	15,257	75	Mar. 28 @	Winnipeg	3-3	T	35-32-8	15,566
34	Dec. 19 @	Calgary	3-5	L	20-10-4	20,214	76	Mar. 29 @	Detroit	9-3	W	36-32-8	19,875
35	Dec. 22	VANCOUVER	2-6	L	20-11-4	16,005	77	Mar. 31 @	Toronto	5-5	T	36-32-9	15,720
36	Dec. 26 @	San Jose	2-7	L	20-12-4	11,089	78	Apr. 1 @	Philadelphia	3-1	W	37-32-9	17,380
37	Dec. 29	PHILADELPHIA	2-10	L	20-13-4	16,005	79	Apr. 3	MINNESOTA	0-3	L	37-33-9	16,005
38	Dec. 31 @	Vancouver	0-4	L	20-14-4	16,150	80	Apr. 6	CALGARY	3-3	T	37-33-10	16,005
39	Jan. 2	MONTREAL	5-5	T	20-14-5	16,005	81	Apr. 8	SAN JOSE	2-1	W	38-33-10	16,005
40	Jan. 6	TAMPA BAY	3-6	L	20-15-5	16,005	82	Apr. 10 @	San Jose	3-2 OT	W	39-33-10	11,089
41	Jan. 8 @	Winnipeg	3-6	L	20-16-5	14,036	83	Apr. 13 @	Vancouver	4-7	L	39-34-10	16,150
42	Jan. 10 @	Chicago	5-4	W	21-16-5	17,705	84	Apr. 15	VANCOUVER	6-8	L	39-35-10	16,005

KINGS 1993-94 SEASON IN REVIEW

Record: 27-45-12 (66 points)
Pacific Division Finish: 5th

General Manager: Nick Beverley
Head Coach: Barry Melrose
Captain: Wayne Gretzky

SCORING

PLAYER	GP	G	A	PTS	PIM	PLAYER	GP	G	A	PTS	PIM
Wayne Gretzky	81	38	92	130	20	Gary Shuchuk	56	3	4	7	30
Luc Robitaille	83	44	42	86	86	Dominic Lavoie	8	3	3	6	2
Jari Kurri	81	31	46	77	48	Brian McReynolds	20	1	3	4	4
Rob Blake	84	20	48	68	137	Mark Hardy	16	0	3	3	27
Alexei Zhitnik	81	12	40	52	101	Dan Currie	5	1	1	2	0
Mike Donnelly	81	21	21	42	34	Jim Paek	18	1	1	2	10
Tomas Sandstrom	51	17	24	41	59	Phil Crowe	31	0	2	2	77
Darryl Sydor	84	8	27	35	94	Keith Redmond	12	1	0	1	20
John Druce	55	14	17	31	50	Brent Thompson	24	1	0	1	81
Pat Conacher	77	15	13	28	71	Bob Jay	3	0	1	1	0
Shawn McEachern	49	8	13	21	24	Guy Leveque	5	0	1	1	2
Tony Granato	50	7	14	21	150	Rob Murphy	8	0	1	1	22
Warren Rychel	80	10	9	19	322	Kelly Hrudey	64	0	1	1	6
Robert Lang	32	9	10	19	10	Dave Goverde	1	0	0	0	0
Charlie Huddy	79	5	13	18	71	Justin Hocking	1	0	0	0	0
Jimmy Carson	25	4	7	11	2	Marc Potvin	3	0	0	0	26
Kevin Todd	12	3	8	11	8	Rick Knickle	4	0	0	0	0
Marty McSorley	18	4	6	10	55	Dave Thomlinson	7	0	0	0	21
Tim Watters	60	1	9	10	67	Donald Dufresne	9	0	0	0	10
Dixon Ward	34	6	2	8	45	Robb Stauber	22	0	0	0	18
Doug Houda	54	2	6	8	165	Team PIM					14
Dave Taylor	33	4	3	7	28	**Team Totals**	**84**	**294**	**491**	**785**	**2,017**

GOALTENDER	GP	MIN	GA	SO	EN	SA	S%	AVG	W-L-OT
Rick Knickle	4	174	9	0	2	71	.873	3.10	1-2-0
Robb Stauber	22	1,144	65	1	2	706	.908	3.41	4-11-5
Kelly Hrudey	64	3,713	228	1	9	2,219	.897	3.68	22-31-7
Dave Goverde	1	60	7	0	0	37	.811	7.00	0-1-0
Empty Net Goals			13			13			
Team Totals	**84**	**5,124**	**322**	**2**	**13**	**3,046**	**.894**	**3.77**	**27-45-12**

RESULTS

1	Oct. 6	VANCOUVER	2-5	L	0-1-0	16,005	43	Jan. 15 @	New Jersey	5-3	W	18-21-4	19,040
2	Oct. 9	DETROIT	10-3	W	1-1-0	16,005	44	Jan. 16 @	Philadelphia	2-5	L	18-22-4	17,380
3	Oct. 10	SAN JOSE	5-2	W	2-1-0	13,018	45	Jan. 18 @	Dallas	3-5	L	18-23-4	16,914
4	Oct. 12	NY ISLANDERS	7-5	W	3-1-0	14,035	46	Jan. 24 @	Calgary*	3-3	T	18-23-5	14,684
5	Oct. 14	EDMONTON	4-4	T	3-1-1	14,813	47	Jan. 25	WINNIPEG	4-4	T	18-23-6	16,005
6	Oct. 16	CALGARY	8-4	W	4-1-1	16,005	48	Jan. 27	NY RANGERS	4-5 OT	L	18-24-6	16,005
7	Oct. 19 @	Florida	2-2	T	4-1-2	14,317	49	Jan. 29	ANAHEIM	5-1	W	19-24-6	16,005
8	Oct. 20 @	Tampa Bay	4-3	W	5-1-2	21,536	50	Jan. 31 @	Vancouver	1-3	L	19-25-6	16,040
9	Oct. 22 @	Washington	3-6	L	5-2-2	17,017	51	Feb. 2 @	Edmonton	4-6	L	19-26-6	14,238
10	Oct. 24 @	NY Rangers	2-3	L	5-3-2	18,200	52	Feb. 5	CALGARY	4-5 OT	L	19-27-6	16,005
11	Oct. 26 @	NY Islanders	0-7	L	5-4-2	11,417	53	Feb. 9	CHICAGO	4-2	W	20-27-6	16,005
12	Oct. 27 @	Detroit	3-8	L	5-5-2	19,875	54	Feb. 11 @	Anaheim	5-3	W	21-27-6	17,174
13	Oct. 29 @	Winnipeg	4-3 OT	W	6-5-2	13,944	55	Feb. 12	WASHINGTON	1-6	L	21-28-6	16,005
14	Nov. 3	NEW JERSEY	3-2	W	7-5-2	16,005	56	Feb. 14	BOSTON	2-3 OT	L	21-29-6	16,005
15	Nov. 6	PITTSBURGH	8-3	W	8-5-2	16,005	57	Feb. 18	PHILADELPHIA	3-4	L	21-30-6	16,005
16	Nov. 9 @	Calgary	2-3	L	8-6-2	19,169	58	Feb. 19 @	San Jose	3-4	L	21-31-6	17,190
17	Nov. 10 @	Vancouver	0-4	L	8-7-2	16,150	59	Feb. 21	TORONTO	4-6	L	21-32-6	16,005
18	Nov. 13	ST. LOUIS	6-3	W	9-7-2	16,005	60	Feb. 23	DALLAS	0-0	T	21-32-7	16,005
19	Nov. 18	TORONTO	2-3	L	9-8-2	16,005	61	Feb. 25 @	Edmonton	5-5	T	21-32-8	17,225
20	Nov. 20 @	St. Louis	1-4	L	9-9-2	18,068	62	Feb. 26 @	Calgary	2-4	L	21-33-8	20,230
21	Nov. 21 @	Dallas	4-7	L	9-10-2	16,914	63	Feb. 28	MONTREAL	3-3	T	21-33-9	16,005
22	Nov. 25 @	Quebec	6-8	L	9-11-2	14,897	64	Mar. 2 @	Hartford	4-1	W	22-33-9	10,607
23	Nov. 27 @	Montreal	0-4	L	9-12-2	17,959	65	Mar. 3 @	Boston	4-6	L	22-34-9	14,448
24	Nov. 30	WINNIPEG	6-8	L	9-13-2	16,005	66	Mar. 6 @	Chicago	3-3	T	22-34-10	18,472
25	Dec. 2	ANAHEIM	3-2	W	10-13-2	16,005	67	Mar. 9	CHICAGO	0-4	L	22-35-10	16,005
26	Dec. 4	TAMPA BAY	4-5	L	10-14-2	15,091	68	Mar. 12	BUFFALO	3-5	L	22-36-10	16,005
27	Dec. 8	FLORIDA	5-6	L	10-15-2	14,752	69	Mar. 15	OTTAWA	7-0	W	23-36-10	16,005
28	Dec. 11	ST. LOUIS	9-1	W	11-15-2	16,005	70	Mar. 16 @	Anaheim	2-5	L	23-37-10	17,174
29	Dec. 13 @	Ottawa	2-5	L	11-16-2	10,575	71	Mar. 19	SAN JOSE	2-1	W	24-37-10	16,005
30	Dec. 14 @	Pittsburgh	2-4	L	11-17-2	17,009	72	Mar. 20 @	San Jose	6-6	T	24-37-11	17,190
31	Dec. 17 @	Buffalo	0-2	L	11-18-2	16,284	73	Mar. 23	VANCOUVER	3-6	L	24-38-11	16,005
32	Dec. 18 @	Toronto	1-4	L	11-19-2	15,728	74	Mar. 25 @	Edmonton	4-3 OT	W	25-38-11	17,503
33	Dec. 20 @	Calgary	5-4 OT	W	12-19-2	20,230	75	Mar. 27 @	Vancouver	3-4	L	25-39-11	16,150
34	Dec. 23	DALLAS	1-2	L	12-20-2	16,005	76	Mar. 30	ANAHEIM	2-5	L	25-40-11	16,005
35	Dec. 26 @	Anaheim	3-2	W	13-20-2	17,174	77	Apr. 2	EDMONTON	3-5	L	25-41-11	14,108
36	Dec. 28	VANCOUVER	6-5	W	14-20-2	16,005	78	Apr. 3	EDMONTON#	6-1	W	26-41-11	10,363
37	Dec. 31 @	Detroit	4-4	T	14-20-3	19,875	79	Apr. 5	SAN JOSE	1-2	L	26-42-11	14,441
38	Jan. 1 @	Toronto	7-4	W	15-20-3	15,728	80	Apr. 7 @	St. Louis	2-6	L	26-43-11	17,816
39	Jan. 4	QUEBEC	5-1	W	16-20-3	16,005	81	Apr. 9 @	Winnipeg	3-4	L	26-44-11	15,567
40	Jan. 8	DETROIT	3-6	L	16-21-3	16,005	82	Apr. 10 @	Chicago	1-2	L	26-45-11	18,472
41	Jan. 11 @	San Jose	2-2	T	16-21-4	17,190	83	Apr. 13	CALGARY	6-4	W	27-45-11	14,444
42	Jan. 12	HARTFORD	6-4	W	17-21-4	16,005	84	Apr. 14	EDMONTON	2-2	T	27-45-12	16,005

KINGS 1994-95 SEASON IN REVIEW

Record: 16-23-9 (41 points)
Pacific Division Finish: 4th

General Manager: Sam McMaster
Head Coach: Barry Melrose (13-21-7)/ Rogie Vachon (3-2-2)
Captain: Wayne Gretzky

SCORING

PLAYER	GP	G	A	PTS	PIM	PLAYER	GP	G	A	PTS	PIM
Wayne Gretzky	48	11	37	48	6	Troy Crowder	29	1	2	3	99
Rick Tocchet	36	18	17	35	70	Mike Donnelly	9	1	1	2	4
Dan Quinn	44	14	17	31	32	Sean O'Donnell	15	0	2	2	49
Jari Kurri	38	10	19	29	24	Jeff Shevalier	1	1	0	1	0
Tony Granato	33	13	11	24	68	Philippe Boucher	6	1	0	1	4
Darryl Sydor	48	4	19	23	36	Matt Johnson	14	1	0	1	102
Marty McSorley	41	3	18	21	83	Arto Blomsten	4	0	1	1	0
John Druce	43	15	5	20	20	Charlie Huddy	9	0	1	1	6
Randy Burridge	38	4	15	19	8	Pauli Jaks	1	0	0	0	0
Michel Petit	40	5	12	17	84	Eric Lavigne	1	0	0	0	0
Eric Lacroix	45	9	7	16	54	Robb Stauber	1	0	0	0	0
Pat Conacher	48	7	9	16	12	Dave Thomlinson	1	0	0	0	0
Robert Lang	36	4	8	12	4	Tim Watters	1	0	0	0	0
Rob Blake	24	4	7	11	38	Rob Brown	2	0	0	0	0
Kevin Todd	33	3	8	11	12	Jamie Storr	5	0	0	0	0
Gary Shuchuk	22	3	6	9	6	Warren Rychel	7	0	0	0	19
Rob Cowie	32	2	7	9	20	Grant Fuhr	14	0	0	0	2
Chris Snell	32	2	7	9	22	Denis Tsygurov	21	0	0	0	11
Alexei Zhitnik	11	2	5	7	27	Kelly Hrudey	35	0	0	0	0
Yanic Perreault	26	2	5	7	20	Team PIM					18
Kevin Brown	23	2	3	5	18	**Team Totals**	**48**	**142**	**249**	**391**	**978**

GOALTENDER	GP	MIN	GA	SO	EN	SA	S%	AVG	W-L-OT
Pauli Jaks	1	40	2	0	0	25	.920	3.00	0-0-0
Kelly Hrudey	35	1,894	99	0	3	1,099	.910	3.14	14-13-5
Jamie Storr	5	263	17	0	1	152	.888	3.88	1-3-1
Grant Fuhr	14	698	47	0	3	379	.876	4.04	1-7-3
Robb Stauber	1	16	2	0	0	6	.667	7.50	0-0-0
Empty Net Goals			7			7			
Team Totals	**48**	**2,925**	**174**	**0**	**7**	**1,668**	**.896**	**3.57**	**16-23-9**

RESULTS

1	Jan. 20	TORONTO	3-3	T	0-0-1	16,005	25	Mar. 16	ST. LOUIS	2-2	T	8-12-5	15,432
2	Jan. 22	EDMONTON	3-4	L	0-1-1	13,160	26	Mar. 18	TORONTO	3-5	L	8-13-5	16,005
3	Jan. 24	DALLAS	2-4	L	0-2-1	12,358	27	Mar. 20	ST. LOUIS	5-3	W	9-13-5	14,393
4	Jan. 26 @	St. Louis	1-3	L	0-3-1	20,282	28	Mar. 21 @	Anaheim	3-3	T	9-13-6	17,174
5	Jan. 28	WINNIPEG	4-2	W	1-3-1	15,115	29	Mar. 25	SAN JOSE	1-3	L	9-14-6	16,005
6	Jan. 29	CHICAGO	3-6	L	1-4-1	13,241	30	Mar. 26 @	San Jose	7-3	W	10-14-6	17,190
7	Feb. 4	DETROIT	4-3	W	2-4-1	16,005	31	Mar. 28 @	Calgary	5-3	W	11-14-6	19,647
8	Feb. 5	ANAHEIM	2-3	L	2-5-1	16,005	32	Mar. 29 @	Vancouver	2-5	L	11-15-6	13,861
9	Feb. 7 @	St. Louis	5-5	T	2-5-2	18,420	33	Apr. 1	WINNIPEG	7-7	T	11-15-7	16,005
10	Feb. 11 @	Toronto	5-2	W	3-5-2	15,746	34	Apr. 3	EDMONTON	7-2	W	12-15-7	16,005
11	Feb. 12 @	Detroit	4-4	T	3-5-3	19,875	35	Apr. 6	DALLAS	3-2	W	13-15-7	15,125
12	Feb. 15 @	Dallas	3-1	W	4-5-3	16,924	36	Apr. 7 @	Calgary	4-7	L	13-16-7	20,230
13	Feb. 17	SAN JOSE	0-2	L	4-6-3	16,005	37	Apr. 9 @	Anaheim	1-5	L	13-17-7	17,174
14	Feb. 18	VANCOUVER	2-6	L	4-7-3	16,005	38	Apr. 12	CALGARY	1-4	L	13-18-7	16,005
15	Feb. 20 @	Vancouver	2-8	L	4-8-3	13,423	39	Apr. 16 @	San Jose	0-2	L	13-19-7	17,190
16	Feb. 23	CALGARY	3-3	T	4-8-4	15,206	40	Apr. 17 @	Calgary	2-5	L	13-20-7	20,010
17	Feb. 25 @	Edmonton	4-3	W	5-8-4	16,945	41	Apr. 19 @	Edmonton	0-2	L	13-21-7	15,403
18	Feb. 28	CHICAGO	4-8	L	5-9-4	15,824	42	Apr. 21	EDMONTON	3-3	T	13-21-8	15,624
19	Mar. 4	VANCOUVER	4-5	L	5-10-4	16,005	43	Apr. 23	ANAHEIM	2-2	T	13-21-9	16,005
20	Mar. 6 @	Dallas	2-8	L	5-11-4	16,415	44	Apr. 25	DETROIT	5-1	W	14-21-9	16,005
21	Mar. 9 @	Chicago	4-3	W	6-11-4	21,356	45	Apr. 28 @	San Jose	0-4	L	14-22-9	17,190
22	Mar. 11 @	Winnipeg	4-2	W	7-11-4	15,255	46	Apr. 30	ANAHEIM	2-1	W	15-22-9	16,005
23	Mar. 13 @	Toronto	4-1	W	8-11-4	15,746	47	May 2 @	Winnipeg	2-1	W	16-22-9	15,562
24	Mar. 14 @	Detroit	2-5	L	8-12-4	19,875	48	May 3 @	Chicago	1-5	L	16-23-9	20,874

KINGS 1995-96 SEASON IN REVIEW

Record: 24-40-18 (66 points)
Pacific Division Finish: 6th

General Manager: Sam McMaster
Head Coach: Larry Robinson
Captain: Wayne Gretzky

SCORING

PLAYER	GP	G	A	PTS	PIM
Wayne Gretzky	62	15	66	81	32
Dimitri Khristich	76	27	37	64	44
Vitali Yachmenev	80	19	34	53	16
Yanic Perreault	78	25	24	49	16
Kevin Todd	74	16	27	43	38
Jari Kurri	57	17	23	40	37
Rick Tocchet	44	13	23	36	117
Tony Granato	49	17	18	35	46
Eric Lacroix	72	16	16	32	110
Marty McSorley	59	10	21	31	148
Philippe Boucher	53	7	16	23	31
Robert Lang	68	6	16	22	10
John Druce	64	9	12	21	14
John Slaney	31	6	11	17	10
Gary Shuchuk	33	4	10	14	12
Kevin Stevens	20	3	10	13	22
Darryl Sydor	58	1	11	12	34
Vladimir Tsyplakov	23	5	5	10	4
Rob Cowie	46	5	5	10	32
Craig Johnson	11	5	4	9	6
Pat Conacher	35	5	2	7	18
Sean O'Donnell	71	2	5	7	127
Aki Berg	51	0	7	7	29
Ray Ferraro	11	4	2	6	10
Nathan LaFayette	12	2	4	6	6
Denis Tsygurov	18	1	5	6	22
Barry Potomski	33	3	2	5	104
Steven Finn	50	3	2	5	102
Ian Laperriere	10	2	3	5	15
Jan Vopat	11	1	4	5	4
Rob Blake	6	1	2	3	8
Steve Larouche	7	1	2	3	4
Shane Churla	11	1	2	3	37
Jaroslav Modry	9	0	3	3	6
Patrice Tardif	15	1	1	2	37
Kevin Brown	7	1	0	1	4
Troy Crowder	15	1	0	1	42
Doug Zmolek	16	1	0	1	22
Arto Blomsten	2	0	1	1	0
Michel Petit	9	0	1	1	27
Mattias Norstrom	11	0	1	1	18
Matt Johnson	1	0	0	0	5
Ruslan Batyrshin	2	0	0	0	6
Dan Bylsma	4	0	0	0	0
Jamie Storr	5	0	0	0	0
Kelly Hrudey	36	0	0	0	4
Byron Dafoe	47	0	0	0	6
Team PIM					18
Team Totals	**82**	**256**	**438**	**694**	**1,460**

GOALTENDER

	GP	MIN	GA	SO	EN	SA	S%	AVG	W-L-OT
Jamie Storr	5	262	12	0	0	147	.918	2.75	3-1-0
Kelly Hrudey	36	2,077	113	0	2	1,214	.907	3.26	7-15-10
Byron Dafoe	47	2,666	172	1	3	1,539	.888	3.87	14-24-8
Empty Net Goals			5			5			
Team Totals	**82**	**5,025**	**302**	**1**	**5**	**2,905**	**.896**	**3.61**	**24-40-18**

RESULTS

1	Oct. 7	COLORADO	4-2	W	1-0-0	16,005
2	Oct. 10	CHICAGO	6-5 OT	W	2-0-0	12,202
3	Oct. 12	VANCOUVER	7-7	T	2-0-1	13,486
4	Oct. 15 @	Vancouver	3-3	T	2-0-2	19,024
5	Oct. 18	PHILADELPHIA	1-1	T	2-0-3	15,452
6	Oct. 20 @	Washington	7-4	W	3-0-3	18,130
7	Oct. 21 @	Pittsburgh	3-2 OT	W	4-0-3	17,181
8	Oct. 23 @	Montreal	3-6	L	4-1-3	16,811
9	Oct. 26 @	Ottawa	4-5	L	4-2-3	10,575
10	Oct. 28 @	Toronto	2-2	T	4-2-4	15,746
11	Oct. 31	CALGARY	1-2	L	4-3-4	11,241
12	Nov. 2	NY RANGERS	5-3	W	5-3-4	14,358
13	Nov. 4	NEW JERSEY	2-4	L	5-4-4	15,540
14	Nov. 7 @	St. Louis	1-0	W	6-4-4	16,640
15	Nov. 8 @	Dallas	3-3	T	6-4-5	16,713
16	Nov. 11	PITTSBURGH	3-2	W	7-4-5	16,005
17	Nov. 13 @	Anaheim	4-2	W	8-4-5	17,174
18	Nov. 14	DETROIT	5-6	L	8-5-5	14,154
19	Nov. 16	NY ISLANDERS	9-2	W	9-5-5	13,427
20	Nov. 18	FLORIDA	3-2	W	10-5-5	13,346
21	Nov. 21 @	Philadelphia	2-5	L	10-6-5	17,380
22	Nov. 22 @	NY Islanders	2-5	L	10-7-5	11,532
23	Nov. 24 @	Boston	1-2	L	10-8-5	17,565
24	Nov. 26 @	Florida	1-5	L	10-9-5	14,703
25	Nov. 27 @	Tampa Bay	0-2	L	10-10-5	16,415
26	Nov. 30	WASHINGTON	3-2	W	11-10-5	12,305
27	Dec. 2	DALLAS	2-2	T	11-10-6	13,864
28	Dec. 6	WINNIPEG	6-3	W	12-10-6	12,105
29	Dec. 9	ST. LOUIS	1-2	L	12-11-6	14,202
30	Dec. 11 @	Calgary	2-6	L	12-12-6	17,349
31	Dec. 13	OTTAWA	6-2	W	13-12-6	11,221
32	Dec. 16	TORONTO	3-6	L	13-13-6	14,363
33	Dec. 20	VANCOUVER	2-2	T	13-13-7	13,175
34	Dec. 22 @	San Jose	3-4	L	13-14-7	17,190
35	Dec. 23	COLORADO	2-2	T	13-14-8	14,673
36	Dec. 27	ANAHEIM	7-1	W	14-14-8	16,005
37	Dec. 29 @	Edmonton	4-5 OT	L	14-15-8	16,437
38	Dec. 31 @	Anaheim	2-2	T	14-15-9	17,174
39	Jan. 3	WINNIPEG	4-5	L	14-16-9	12,675
40	Jan. 5 @	San Jose	5-2	W	15-16-9	17,190
41	Jan. 6	SAN JOSE	7-5	W	16-16-9	14,701
42	Jan. 8 @	Dallas	4-4	T	16-16-10	15,283
43	Jan. 10 @	Toronto	4-5	L	16-17-10	15,746
44	Jan. 12 @	Detroit	2-3	L	16-18-10	19,983
45	Jan. 14 @	Chicago	2-5	L	16-19-10	21,850
46	Jan. 16	CALGARY	5-5	T	16-19-11	12,235
47	Jan. 22 @	NY Rangers	1-3	L	16-20-11	18,200
48	Jan. 23 @	New Jersey	1-3	L	16-21-11	19,040
49	Jan. 25 @	Hartford	2-8	L	16-22-11	13,757
50	Jan. 27	ANAHEIM	5-4	W	17-22-11	15,629
51	Jan. 31	HARTFORD	4-6	L	17-23-11	11,775
52	Feb. 1 @	San Jose	6-6	T	17-23-12	17,190
53	Feb. 3 @	Calgary	1-2	L	17-24-12	18,923
54	Feb. 6	CHICAGO	2-5	L	17-25-12	13,832
55	Feb. 8	TORONTO	4-3	W	18-25-12	12,159
56	Feb. 10	SAN JOSE	1-6	L	18-26-12	12,735
57	Feb. 13 @	Detroit	4-9	L	18-27-12	19,983
58	Feb. 14 @	Buffalo	2-2	T	18-27-13	13,526
59	Feb. 17	ANAHEIM	1-2 OT	L	18-28-13	16,005
60	Feb. 19	BOSTON	3-3	T	18-28-14	13,714
61	Feb. 21 @	Edmonton	2-7	L	18-29-14	13,537
62	Feb. 23 @	Colorado	2-6	L	18-30-14	16,061
63	Feb. 24 @	St. Louis	2-2	T	18-30-15	20,141
64	Feb. 26 @	Winnipeg	3-4	L	18-31-15	13,107
65	Feb. 28	TAMPA BAY	1-5	L	18-32-15	11,405
66	Mar. 2	MONTREAL	5-4	W	19-32-15	14,377
67	Mar. 6	EDMONTON	3-2	W	20-32-15	11,401
68	Mar. 8 @	Chicago	4-2	W	21-32-15	22,005
69	Mar. 10 @	Anaheim	2-3	L	21-33-15	17,174
70	Mar. 13	BUFFALO	2-6	L	21-34-15	11,235
71	Mar. 16	EDMONTON	2-5	L	21-35-15	12,758
72	Mar. 18	ST. LOUIS	1-3	L	21-36-15	16,005
73	Mar. 20	COLORADO	2-5	L	21-37-15	11,801
74	Mar. 23	DALLAS	4-4	T	21-37-16	12,645
75	Mar. 25 @	Vancouver	1-4	L	21-38-16	18,422
76	Mar. 27 @	Edmonton	3-3	T	21-38-17	11,888
77	Mar. 29 @	Calgary	4-3	W	22-38-17	18,280
78	Apr. 3	DETROIT	2-2	T	22-38-18	14,663
79	Apr. 6	VANCOUVER	2-4	L	22-39-18	13,864
80	Apr. 10	SAN JOSE	6-2	W	23-39-18	12,862
81	Apr. 12 @	Winnipeg	3-5	L	23-40-18	15,567
82	Apr. 14 @	Colorado	5-4 OT	W	24-40-18	16,061

KINGS 1996-97 SEASON IN REVIEW

Record: 28-43-11 (67 points)
Pacific Division Finish: 6th

General Manager: Sam McMaster
Head Coach: Larry Robinson
Captain: Rob Blake

SCORING

PLAYER	GP	G	A	PTS	PIM
Dimitri Khristich	75	19	37	56	38
Ray Ferraro	81	25	21	46	112
Ed Olczyk	67	21	23	44	45
Vladimir Tsyplakov	67	16	23	39	12
Kevin Stevens	69	14	20	34	96
Vitali Yachmenev	65	10	22	32	10
Rob Blake	62	8	23	31	82
Kai Nurminen	67	16	11	27	22
Yanic Perreault	41	11	14	25	20
Philippe Boucher	60	7	18	25	25
Ian Laperriere	62	8	15	23	102
Mattias Norstrom	80	1	21	22	84
Sean O'Donnell	55	5	12	17	144
Brad Smyth	44	8	8	16	74
John Slaney	32	3	11	14	4
Jeff Shevalier	26	4	9	13	6
Roman Vopat	29	4	5	9	60
Jan Vopat	33	4	5	9	22
Dan Bylsma	79	3	6	9	32
Glen Murray	11	5	3	8	8
Aki Berg	41	2	6	8	24
Craig Johnson	31	4	3	7	26
Brent Grieve	18	4	2	6	15
Jaroslav Modry	30	3	3	6	25
Barry Potomski	26	3	2	5	93
Steven Finn	54	2	3	5	84
Nathan LaFayette	15	1	3	4	8
Matt Johnson	52	1	3	4	194
Petr Klima	8	0	4	4	2
Neal Broten	19	0	4	4	0
Paul DiPietro	6	1	0	1	6
Doug Zmolek	57	1	0	1	116
J.C. Bergeron	1	0	0	0	0
Chris Marinucci	1	0	0	0	0
Jason Morgan	3	0	0	0	0
Jamie Storr	5	0	0	0	0
Steve McKenna	9	0	0	0	37
Byron Dafoe	40	0	0	0	0
Stephane Fiset	44	0	0	0	2
Team PIM					8
Team Totals	**82**	**214**	**340**	**554**	**1,638**

GOALTENDER

	GP	MIN	GA	SO	EN	SA	S%	AVG	W-L-OT
Jamie Storr	5	265	11	0	1	147	.925	2.49	2-1-1
Byron Dafoe	40	2,162	112	0	4	1,178	.905	3.11	13-17-5
Stephane Fiset	44	2,482	132	4	4	1,410	.906	3.19	13-24-5
J.C. Bergeron	1	56	4	0	0	35	.886	4.29	0-1-0
Empty Net Goals			9			9			
Team Totals	**82**	**4,985**	**268**	**4**	**9**	**2,779**	**.904**	**3.23**	**28-43-11**

RESULTS

1	Oct. 4	NY ISLANDERS	1-0	W	1-0-0	15,757
2	Oct. 6	SAN JOSE	6-7 OT	L	1-1-0	10,114
3	Oct. 9 @	Montreal	3-6	L	1-2-0	10,218
4	Oct. 10 @	Philadelphia	4-5 OT	L	1-3-0	18,110
5	Oct. 12 @	Washington	4-3	W	2-3-0	12,297
6	Oct. 15	PHILADELPHIA	3-2	W	3-3-0	10,505
7	Oct. 17	BOSTON	4-2	W	4-3-0	9,806
8	Oct. 20 @	Chicago	1-2	L	4-4-0	16,794
9	Oct. 21 @	Detroit	0-3	L	4-5-0	19,849
10	Oct. 24	EDMONTON	2-8	L	4-6-0	10,195
11	Oct. 26	CALGARY	0-0	T	4-6-1	12,787
12	Oct. 29 @	Toronto	5-2	W	5-6-1	15,489
13	Oct. 30 @	Ottawa	2-2	T	5-6-2	13,053
14	Nov. 2 @	Hartford	3-2	W	6-6-2	13,425
15	Nov. 4 @	Boston	4-4	T	6-6-3	13,291
16	Nov. 7	MONTREAL	4-1	W	7-6-3	10,273
17	Nov. 8 @	Anaheim	4-7	L	7-7-3	17,174
18	Nov. 14	TORONTO	4-1	W	8-7-3	12,162
19	Nov. 17 @	Chicago	4-2	W	9-7-3	18,584
20	Nov. 19 @	Tampa Bay	0-3	L	9-8-3	16,456
21	Nov. 20 @	Florida	1-4	L	9-9-3	14,703
22	Nov. 23	DETROIT	0-6	L	9-10-3	16,005
23	Nov. 27 @	Edmonton	5-1	W	10-10-3	14,039
24	Nov. 28 @	Calgary	0-2	L	10-11-3	15,367
25	Nov. 30	CHICAGO	3-5	L	10-12-3	16,005
26	Dec. 3 @	Phoenix	4-1	W	11-12-3	14,423
27	Dec. 5	TAMPA BAY	1-2	L	11-13-3	11,610
28	Dec. 7	COLORADO	4-2	W	12-13-3	12,217
29	Dec. 10	PITTSBURGH	3-5	L	12-14-3	11,558
30	Dec. 12	CALGARY	1-5	L	12-15-3	9,620
31	Dec. 14	WASHINGTON	4-4	T	12-15-4	10,354
32	Dec. 17 @	NY Islanders	3-4	L	12-16-4	9,824
33	Dec. 18 @	NY Rangers	0-4	L	12-17-4	18,200
34	Dec. 20 @	Buffalo	2-6	L	12-18-4	15,702
35	Dec. 22 @	St. Louis	4-7	L	12-19-4	14,813
36	Dec. 26	PHOENIX	5-2	W	13-19-4	12,560
37	Dec. 28	COLORADO	2-5	L	13-20-4	13,388
38	Dec. 30 @	Edmonton	1-2	L	13-21-4	15,954
39	Jan. 2 @	Vancouver	3-4	L	13-22-4	16,125
40	Jan. 4	FLORIDA	0-5	L	13-23-4	12,227
41	Jan. 7	VANCOUVER	6-2	W	14-23-4	9,548
42	Jan. 9	BUFFALO	6-3	W	15-23-4	11,293
43	Jan. 11	ST. LOUIS	2-1	W	16-23-4	13,945
44	Jan. 14 @	Detroit	3-3	T	16-23-5	19,983
45	Jan. 15 @	Toronto	3-2	W	17-23-5	15,726
46	Jan. 21	NEW JERSEY	1-4	L	17-24-5	11,511
47	Jan. 22 @	San Jose	2-7	L	17-25-5	17,422
48	Jan. 25	ANAHEIM	2-2	T	17-25-6	16,005
49	Jan. 27 @	Dallas	2-7	L	17-26-6	15,306
50	Jan. 29 @	Colorado	3-6	L	17-27-6	16,061
51	Jan. 30	HARTFORD	5-3	W	18-27-6	11,036
52	Feb. 2	CHICAGO	2-3	L	18-28-6	14,135
53	Feb. 3 @	Calgary	3-2	W	19-28-6	16,328
54	Feb. 5 @	San Jose	2-3	L	19-29-6	17,442
55	Feb. 9 @	Dallas	1-2 OT	L	19-30-6	15,751
56	Feb. 11 @	Colorado	1-3	L	19-31-6	16,061
57	Feb. 13	TORONTO	4-4	T	19-31-7	9,189
58	Feb. 15	EDMONTON	2-2	T	19-31-8	12,027
59	Feb. 17	DALLAS	1-2	L	19-32-8	11,854
60	Feb. 18 @	Phoenix	1-6	L	19-33-8	15,828
61	Feb. 20	ANAHEIM	3-1	W	20-33-8	12,184
62	Feb. 22	VANCOUVER	4-0	W	21-33-8	12,420
63	Feb. 25	COLORADO	3-1	W	22-33-8	10,832
64	Feb. 27	EDMONTON	6-3	W	23-33-8	12,115
65	Mar. 1 @	Vancouver	3-0	W	24-33-8	17,492
66	Mar. 4 @	Edmonton	1-4	L	24-34-8	14,671
67	Mar. 6	NY RANGERS	2-6	L	24-35-8	16,005
68	Mar. 8	OTTAWA	3-1	W	25-35-8	12,086
69	Mar. 10	DETROIT	3-3	T	25-35-9	10,663
70	Mar. 13	ST. LOUIS	2-4	L	25-36-9	9,597
71	Mar. 15	CALGARY	2-5	L	25-37-9	15,135
72	Mar. 19 @	Anaheim	2-6	L	25-38-9	17,174
73	Mar. 22	SAN JOSE	2-1	W	26-38-9	15,083
74	Mar. 24 @	Vancouver	2-2	T	26-38-10	15,076
75	Mar. 27 @	St. Louis	1-2	L	26-39-10	16,453
76	Mar. 29 @	Pittsburgh	1-4	L	26-40-10	17,135
77	Mar. 30 @	New Jersey	2-5	L	26-41-10	15,099
78	Apr. 3	PHOENIX	4-5	L	26-42-10	13,111
79	Apr. 5	DALLAS	3-3	T	26-42-11	11,509
80	Apr. 9 @	Anaheim	1-4	L	26-43-11	17,174
81	Apr. 12	SAN JOSE	4-1	W	27-43-11	15,764
82	Apr. 13 @	Colorado	4-2	W	28-43-11	16,061

KINGS 1997-98 SEASON IN REVIEW

Record: 38-33-11 (87 points)
Pacific Division Finish: 2nd

General Manager: Dave Taylor
Head Coach: Larry Robinson
Captain: Rob Blake

SCORING

PLAYER	GP	G	A	PTS	PIM
Jozef Stumpel	77	21	58	79	53
Glen Murray	81	29	31	60	54
Vladimir Tsyplakov	73	18	34	52	18
Rob Blake	81	23	27	50	94
Yanic Perreault	79	28	20	48	32
Luc Robitaille	57	16	24	40	66
Craig Johnson	74	17	21	38	42
Garry Galley	74	9	28	37	63
Sandy Moger	62	11	13	24	70
Ian Laperriere	77	6	15	21	131
Russ Courtnall	58	12	6	18	27
Sean O'Donnell	80	2	15	17	179
Philippe Boucher	45	6	10	16	49
Ray Ferraro	40	6	9	15	42
Mattias Norstrom	73	1	12	13	90
Dan Bylsma	65	3	9	12	33
Nathan LaFayette	34	5	3	8	32
Steve McKenna	62	4	4	8	150
Doug Zmolek	46	0	8	8	111
Aki Berg	72	0	8	8	61
Donald MacLean	22	5	2	7	4
Matt Johnson	66	2	4	6	249
Jan Vopat	21	1	5	6	10
Brad Smyth	9	1	3	4	4
Roman Vopat	25	0	3	3	55
Jason Morgan	11	1	0	1	4
Vitali Yachmenev	4	0	1	1	4
Stephane Fiset	60	0	1	1	8
Olli Jokinen	8	0	0	0	6
Frederic Chabot	12	0	0	0	0
Jamie Storr	17	0	0	0	0
Team PIM					22
Team Totals	**82**	**227**	**374**	**601**	**1,763**

GOALTENDER	GP	MIN	GA	SO	EN	SA	S%	AVG	W-L-OT
Jamie Storr	17	920	34	2	0	482	.929	2.22	9-5-1
Stephane Fiset	60	3,497	158	2	4	1,728	.909	2.71	26-25-8
Frederic Chabot	12	554	29	0	0	267	.891	3.14	3-3-2
Empty Net Goals			4			4			
Team Totals	**82**	**4,990**	**225**	**4**	**4**	**2,481**	**.909**	**2.71**	**38-33-11**

RESULTS

1	Oct. 1 @	Pittsburgh	3-3	T	0-0-1	14,879
2	Oct. 2 @	Boston	5-6	L	0-1-1	12,946
3	Oct. 5 @	NY Rangers	2-2	T	0-1-2	18,200
4	Oct. 7 @	Carolina	3-3	T	0-1-3	6,083
5	Oct. 9 @	St. Louis	2-3 OT	L	0-2-3	12,563
6	Oct. 12	OTTAWA	7-4	W	1-2-3	16,005
7	Oct. 15	BOSTON	3-5	L	1-3-3	10,268
8	Oct. 17	PHILADELPHIA	5-1	W	2-3-3	15,771
9	Oct. 19	EDMONTON	2-3 OT	L	2-4-3	11,279
10	Oct. 21	NY ISLANDERS	3-2	W	3-4-3	9,222
11	Oct. 23	DETROIT	1-4	L	3-5-3	12,120
12	Oct. 26 @	Tampa Bay	3-1	W	4-5-3	13,044
13	Oct. 28 @	Florida	2-2	T	4-5-4	14,703
14	Oct. 31 @	Detroit	5-1	W	5-5-4	19,983
15	Nov. 1 @	NY Islanders	2-4	L	5-6-4	11,276
16	Nov. 4 @	New Jersey	3-0	W	6-6-4	16,512
17	Nov. 6	TAMPA BAY	5-2	W	7-6-4	10,761
18	Nov. 8	MONTREAL	1-4	L	7-7-4	16,005
19	Nov. 11	VANCOUVER	8-2	W	8-7-4	9,541
20	Nov. 13	SAN JOSE	6-3	W	9-7-4	9,629
21	Nov. 15	DALLAS	1-5	L	9-8-4	13,492
22	Nov. 20	CHICAGO	4-3	W	10-8-4	10,303
23	Nov. 23 @	Colorado	2-1 OT	W	11-8-4	16,061
24	Nov. 26 @	Dallas	1-4	L	11-9-4	16,103
25	Nov. 27 @	St. Louis	2-2	T	11-9-5	17,499
26	Nov. 29	NEW JERSEY	4-1	W	12-9-5	16,005
27	Dec. 3 @	Montreal	0-2	L	12-10-5	19,722
28	Dec. 4 @	Ottawa	2-3	L	12-11-5	14,108
29	Dec. 6 @	Toronto	2-7	L	12-12-5	15,726
30	Dec. 9	PITTSBURGH	1-2	L	12-13-5	12,055
31	Dec. 13	WASHINGTON	2-2	T	12-13-6	12,940
32	Dec. 15 @	Vancouver	0-7	L	12-14-6	15,401
33	Dec. 18	TORONTO	5-2	W	13-14-6	9,803
34	Dec. 20 @	Calgary	4-1	W	14-14-6	15,873
35	Dec. 22 @	Chicago	1-0	W	15-14-6	18,095
36	Dec. 23 @	Colorado	1-5	L	15-15-6	16,061
37	Dec. 27	PHOENIX	2-4	L	15-16-6	16,005
38	Dec. 29	VANCOUVER	5-2	W	16-16-6	13,137
39	Dec. 31 @	Dallas	2-2	T	16-16-7	16,928
40	Jan. 1 @	Phoenix	0-4	L	16-17-7	16,210
41	Jan. 4 @	Edmonton	3-2	W	17-17-7	16,266
42	Jan. 5 @	Vancouver	2-3	L	17-18-7	14,549
43	Jan. 8	BUFFALO	2-2	T	17-18-8	10,364
44	Jan. 10	EDMONTON	3-4	L	17-19-8	16,005
45	Jan. 12	ANAHEIM	3-2 OT	W	18-19-8	16,005
46	Jan. 14 @	San Jose	4-2	W	19-19-8	17,066
47	Jan. 20	CALGARY	4-3	W	20-19-8	10,367
48	Jan. 22	FLORIDA	3-1	W	21-19-8	12,920
49	Jan. 24 @	Anaheim	3-3	T	21-19-9	17,174
50	Jan. 29	CALGARY	5-3	W	22-19-9	9,586
51	Jan. 31	CHICAGO	3-0	W	23-19-9	16,005
52	Feb. 2 @	Edmonton	0-1	L	23-20-9	14,403
53	Feb. 3 @	Calgary	6-3	W	24-20-9	15,815
54	Feb. 5	NY RANGERS	3-1	W	25-20-9	16,005
55	Feb. 7 @	Anaheim	5-2	W	26-20-9	17,174
56	Feb. 25 @	Detroit	1-1	T	26-20-10	19,983
57	Feb. 26 @	Chicago	7-4	W	27-20-10	18,226
58	Feb. 28	ST. LOUIS	2-5	L	27-21-10	16,005
59	Mar. 2	VANCOUVER	2-2	T	27-21-11	12,385
60	Mar. 5	CAROLINA	1-2	L	27-22-11	10,541
61	Mar. 7	DETROIT	2-1	W	28-22-11	15,718
62	Mar. 9	ANAHEIM	4-3 OT	W	29-22-11	12,671
63	Mar. 10 @	Phoenix	4-3	W	30-22-11	16,210
64	Mar. 12	TORONTO	1-2	L	30-23-11	10,298
65	Mar. 14	COLORADO	5-2	W	31-23-11	15,867
66	Mar. 16 @	San Jose	1-2	L	31-24-11	17,013
67	Mar. 17	DALLAS	3-4	L	31-25-11	10,047
68	Mar. 21	PHOENIX	3-2	W	32-25-11	14,687
69	Mar. 24 @	San Jose	4-3	W	33-25-11	17,483
70	Mar. 26	SAN JOSE	2-5	L	33-26-11	12,820
71	Mar. 28 @	Calgary	2-5	L	33-27-11	16,998
72	Mar. 30 @	Toronto	3-2	W	34-27-11	15,726
73	Apr. 1 @	Buffalo	0-4	L	34-28-11	15,444
74	Apr. 2 @	Philadelphia	0-3	L	34-29-11	19,612
75	Apr. 4 @	Washington	2-3	L	34-30-11	15,522
76	Apr. 6 @	Colorado	3-1	W	35-30-11	16,061
77	Apr. 9	EDMONTON	0-4	L	35-31-11	14,450
78	Apr. 11	COLORADO	4-3	W	36-31-11	16,005
79	Apr. 13	CALGARY	4-2	W	37-31-11	12,049
80	Apr. 15 @	Vancouver	2-0	W	38-31-11	15,239
81	Apr. 16	ST. LOUIS	3-7	L	38-32-11	12,646
82	Apr. 18	ANAHEIM	1-4	L	38-33-11	16,005

KINGS 1998-99 SEASON IN REVIEW

Record: 32-45-5 (69 points)
Pacific Division Finish: 5th

General Manager: Dave Taylor
Head Coach: Larry Robinson
Captain: Rob Blake

SCORING

PLAYER	GP	G	A	PTS	PIM
Luc Robitaille	82	39	35	74	54
Donald Audette	49	18	18	36	51
Rob Blake	62	12	23	35	128
Jozef Stumpel	64	13	21	34	10
Glen Murray	61	16	15	31	36
Ray Ferraro	65	13	18	31	59
Yanic Perreault	64	10	17	27	30
Vladimir Tsyplakov	69	11	12	23	32
Steve Duchesne	60	4	19	23	22
Olli Jokinen	66	9	12	21	44
Craig Johnson	69	7	12	19	32
Russ Courtnall	57	6	13	19	19
Pavel Rosa	29	4	12	16	6
Garry Galley	60	4	12	16	30
Doug Bodger	65	3	11	14	34
Sean O'Donnell	80	1	13	14	186
Ian Laperriere	72	3	10	13	138
Philippe Boucher	45	2	6	8	32
Mattias Norstrom	78	2	5	7	36
Sandy Moger	42	3	2	5	26
Nathan LaFayette	33	2	2	4	35
Josh Green	27	1	3	4	8
Mark Visheau	28	1	3	4	107
Matt Johnson	49	2	1	3	131
Dave Babych	8	0	2	2	2
Jason Blake	1	1	0	1	0
Jan Nemecek	6	1	0	1	4
Steve McKenna	20	1	0	1	36
Jaroslav Modry	5	0	1	1	0
Sean Pronger	13	0	1	1	4
Manny Legace	17	0	1	1	0
Eric Lacroix	27	0	1	1	12
Jamie Storr	28	0	1	1	6
Brandon Convery	3	0	0	0	4
Roman Vopat	3	0	0	0	6
Ryan Bach	3	0	0	0	0
Jason Podollan	6	0	0	0	5
Dan Bylsma	8	0	0	0	2
Stephane Fiset	42	0	0	0	2
Team PIM					14
Team Totals	**82**	**189**	**302**	**491**	**1,383**

GOALTENDER	GP	MIN	GA	SO	EN	SA	S%	AVG	W-L-OT
Jamie Storr	28	1,525	61	4	3	724	.916	2.40	12-12-2
Stephane Fiset	42	2,403	104	3	2	1,217	.915	2.60	18-21-1
Manny Legace	17	899	39	0	5	439	.911	2.60	2-9-2
Ryan Bach	3	108	8	0	0	66	.879	4.44	0-3-0
Empty Net Goals			10			10			
Team Totals	**82**	**4,960**	**222**	**7**	**10**	**2,456**	**.910**	**2.69**	**32-45-5**

RESULTS

1	Oct. 10 @	Edmonton	2-1	W	1-0-0	17,100
2	Oct. 12 @	Vancouver	2-4	L	1-1-0	16,071
3	Oct. 16	BOSTON	2-1 OT	W	2-1-0	16,005
4	Oct. 18	COLORADO	5-5	T	2-1-1	11,294
5	Oct. 21 @	Florida	1-1	T	2-1-2	17,367
6	Oct. 23 @	Tampa Bay	2-3	L	2-2-2	8,708
7	Oct. 25 @	Carolina	3-2	W	3-2-2	5,569
8	Oct. 27 @	NY Islanders	0-1	L	3-3-2	9,084
9	Oct. 28 @	New Jersey	4-0	W	4-3-2	15,008
10	Oct. 30	TAMPA BAY	0-3	L	4-4-2	10,968
11	Nov. 1	PHOENIX	0-3	L	4-5-2	12,073
12	Nov. 5	ST. LOUIS	2-2	T	4-5-3	10,496
13	Nov. 7	DALLAS	3-4	L	4-6-3	13,329
14	Nov. 9 @	Vancouver	4-3	W	5-6-3	13,906
15	Nov. 10 @	Calgary	4-5 OT	L	5-7-3	15,247
16	Nov. 12	NASHVILLE	1-3	L	5-8-3	9,956
17	Nov. 14	CAROLINA	3-5	L	5-9-3	10,990
18	Nov. 16 @	Anaheim	1-3	L	5-10-3	16,067
19	Nov. 18 @	San Jose	4-5	L	5-11-3	16,703
20	Nov. 19	NY RANGERS	1-5	L	5-12-3	16,005
21	Nov. 21	CHICAGO	5-0	W	6-12-3	12,011
22	Nov. 28	PHOENIX	0-4	L	6-13-3	13,008
23	Nov. 30 @	Montreal	1-3	L	6-14-3	20,415
24	Dec. 2 @	Toronto	1-3	L	6-15-3	15,726
25	Dec. 3 @	Ottawa	1-3	L	6-16-3	15,351
26	Dec. 5	DETROIT	3-4	L	6-17-3	16,005
27	Dec. 9	WASHINGTON	2-1	W	7-17-3	9,816
28	Dec. 12	VANCOUVER	3-0	W	8-17-3	13,844
29	Dec. 13 @	Anaheim	0-3	L	8-18-3	17,174
30	Dec. 17	NY ISLANDERS	4-5 OT	L	8-19-3	9,872
31	Dec. 19 @	St. Louis	2-5	L	8-20-3	16,621
32	Dec. 20 @	Chicago	4-1	W	9-20-3	15,429
33	Dec. 22 @	Pittsburgh	3-0	W	10-20-3	13,171
34	Dec. 26	PHOENIX	1-2	L	10-21-3	13,898
35	Dec. 28 @	Phoenix	4-2	W	11-21-3	16,210
36	Dec. 30	SAN JOSE	5-1	W	12-21-3	10,918
37	Jan. 2	COLORADO	4-2	W	13-21-3	13,553
38	Jan. 5 @	Edmonton	4-3 OT	W	14-21-3	14,370
39	Jan. 7	BUFFALO	4-2	W	15-21-3	10,821
40	Jan. 9	EDMONTON	1-1	T	15-21-4	14,936
41	Jan. 11 @	San Jose	0-4	L	15-22-4	16,503
42	Jan. 14	CALGARY	3-0	W	16-22-4	10,334
43	Jan. 16	PITTSBURGH	1-5	L	16-23-4	16,005
44	Jan. 19	COLORADO	4-5	L	16-24-4	9,692
45	Jan. 21	NEW JERSEY	2-3	L	16-25-4	11,267
46	Jan. 27 @	Dallas	2-3	L	16-26-4	16,928
47	Jan. 29 @	Washington	6-3	W	17-26-4	18,965
48	Jan. 30 @	Buffalo	1-4	L	17-27-4	18,595
49	Feb. 1 @	Philadelphia	2-4	L	17-28-4	19,553
50	Feb. 4	CHICAGO	3-2	W	18-28-4	11,737
51	Feb. 6	SAN JOSE	2-0	W	19-28-4	13,434
52	Feb. 20 @	Phoenix	0-3	L	19-29-4	14,377
53	Feb. 11	PHILADELPHIA	4-3	W	20-29-4	13,878
54	Feb. 13	DALLAS	2-3	L	20-30-4	12,702
55	Feb. 15	ANAHEIM	1-3	L	20-31-4	14,664
56	Feb. 18	EDMONTON	3-2	W	21-31-4	11,287
57	Feb. 20 @	Calgary	2-2	T	21-31-5	16,758
58	Feb. 22 @	St. Louis	1-5	L	21-32-5	16,182
59	Feb. 24 @	Detroit	3-2 OT	W	22-32-5	19,983
60	Feb. 26 @	Chicago	2-1	W	23-32-5	18,364
61	Feb. 28 @	Dallas	0-1	L	23-33-5	16,928
62	Mar. 3 @	Anaheim	1-2	L	23-34-5	17,174
63	Mar. 4	NASHVILLE	3-4	L	23-35-5	9,686
64	Mar. 6	CALGARY	1-4	L	23-36-5	14,451
65	Mar. 9	DETROIT	4-2	W	24-36-5	13,741
66	Mar. 13	VANCOUVER	3-1	W	25-36-5	14,348
67	Mar. 15	OTTAWA	4-0	W	26-36-5	12,640
68	Mar. 18	ANAHEIM	2-4	L	26-37-5	12,037
69	Mar. 20	FLORIDA	4-3	W	27-37-5	14,551
70	Mar. 21 @	Phoenix	1-4	L	27-38-5	15,129
71	Mar. 25	DALLAS	1-2	L	27-39-5	14,888
72	Mar. 28 @	Colorado	2-7	L	27-40-5	16,061
73	Mar. 30 @	Boston	2-1 OT	W	28-40-5	15,083
74	Mar. 31 @	Detroit	1-2	L	28-41-5	19,983
75	Apr. 3 @	Nashville	2-3	L	28-42-5	17,298
76	Apr. 5 @	Colorado	1-4	L	28-43-5	16,061
77	Apr. 8	SAN JOSE	3-2	W	29-43-5	12,785
78	Apr. 11 @	Dallas	2-6	L	29-44-5	16,928
79	Apr. 12 @	Nashville	4-3	W	30-44-5	17,298
80	Apr. 15	ANAHEIM	4-3 OT	W	31-44-5	14,669
81	Apr. 16 @	San Jose	2-0	W	32-44-5	17,483
82	Apr. 18	ST. LOUIS	2-3	L	32-45-5	16,005

KINGS 1999-2000 SEASON IN REVIEW

Record: 39-27-12-4 (94 points)
Pacific Division Finish: 2nd

General Manager: Dave Taylor
Head Coach: Andy Murray
Captain: Rob Blake

SCORING

PLAYER	GP	G	A	PTS	PIM
Luc Robitaille	71	36	38	74	68
Ziggy Palffy	64	27	39	66	32
Glen Murray	78	29	33	62	60
Jozef Stumpel	57	17	41	58	10
Rob Blake	77	18	39	57	112
Bryan Smolinski	79	20	36	56	48
Donald Audette	49	12	20	32	45
Garry Galley	70	9	21	30	52
Craig Johnson	76	9	14	23	28
Jason Blake	64	5	18	23	26
Ian Laperriere	79	9	13	22	185
Marko Tuomainen	63	9	8	17	80
Jere Karalahti	48	6	10	16	18
Aki Berg	70	3	13	16	45
Sean O'Donnell	80	2	12	14	114
Mattias Norstrom	82	1	13	14	66
Vladimir Tsyplakov	29	6	7	13	4
Len Barrie	46	5	8	13	56
Brad Chartrand	50	6	6	12	17
Bob Corkum	45	5	6	11	14
Jaroslav Modry	26	5	4	9	18
Dan Bylsma	64	3	6	9	55
Frantisek Kaberle	37	0	9	9	4
Steve McKenna	46	0	5	5	125
Kelly Buchberger	13	2	1	3	13
Nelson Emerson	5	1	1	2	0
Stephane Fiset	47	0	2	2	4
Jason Podollan	1	0	1	1	2
Jamie Storr	42	0	1	1	4
Philippe Boucher	1	0	0	0	0
Bill Huard	1	0	0	0	2
Jan Nemecek	1	0	0	0	0
Steven Reinprecht	1	0	0	0	2
Pavel Rosa	3	0	0	0	0
Marcel Cousineau	5	0	0	0	0
Team PIM					4
Team Totals	**82**	**245**	**425**	**670**	**1,313**

GOALTENDER	GP	MIN	GA	SO	EN	SA	S%	AVG	W-L-OT
Marcel Cousineau	5	171	6	0	0	64	.906	2.11	1-1-0
Jamie Storr	42	2,206	93	1	5	1,008	.908	2.53	18-15-5
Stephane Fiset	47	2,592	119	1	5	1,208	.901	2.75	20-15-7
Empty Net Goals			10			10			
Team Totals	**82**	**4,997**	**228**	**2**	**10**	**2,290**	**.900**	**2.74**	**39-27-12-4**

RESULTS

1	Oct. 2 @	Nashville	2-0	W	1-0-0-0	17,113	42	Jan. 13	ST. LOUIS	2-3	L	18-15-7-2	16,278
2	Oct. 4 @	St. Louis	3-2	W	2-0-0-0	13,571	43	Jan. 15 @	San Jose	2-3 OT	L	18-15-7-3	17,483
3	Oct. 6 @	Florida	2-4	L	2-1-0-0	13,751	44	Jan. 18	BUFFALO	5-3	W	19-15-7-3	14,458
4	Oct. 7 @	Tampa Bay	5-2	W	3-1-0-0	10,614	45	Jan. 20	DALLAS	2-5	L	19-16-7-3	14,369
5	Oct. 9 @	Washington	2-2	T	3-1-1-0	17,155	46	Jan. 23	COLORADO	3-2	W	20-16-7-3	18,118
6	Oct. 15 @	Calgary	4-1	W	4-1-1-0	12,866	47	Jan. 26 @	Dallas	1-3	L	20-17-7-3	13,171
7	Oct. 16 @	Edmonton	4-5	L	4-2-1-0	16,094	48	Jan. 27 @	Nashville	6-2	W	21-17-7-3	16,062
8	*Oct. 20	BOSTON	2-2	T	4-2-2-0	18,118	49	Jan. 29 @	Toronto	2-3	L	21-18-7-3	19,217
9	Oct. 22	PHOENIX	3-6	L	4-3-2-0	16,752	50	Jan. 31	NY ISLANDERS	5-2	W	22-18-7-3	14,913
10	Oct. 24	SAN JOSE	4-3	W	5-3-2-0	15,270	51	Feb. 3	DETROIT	6-3	W	23-18-7-3	18,118
11	Oct. 26	WASHINGTON	5-2	W	6-3-2-0	13,169	52	Feb. 8	ANAHEIM	3-5	L	23-19-7-3	18,118
12	Oct. 28	PITTSBURGH	5-3	W	7-3-2-0	14,779	53	Feb. 9 @	Phoenix	5-2	W	24-19-7-3	14,029
13	Oct. 30 @	Chicago	3-1	W	8-3-2-0	14,694	54	Feb. 11	DALLAS	3-2	W	25-19-7-3	18,118
14	Nov. 2 @	Pittsburgh	5-4	W	9-3-2-0	14,272	55	Feb. 14	CALGARY	4-3 OT	W	26-19-7-3	14,455
15	Nov. 3 @	Detroit	1-1	T	9-3-3-0	19,983	56	Feb. 16 @	Chicago	4-1	W	27-19-7-3	13,817
16	Nov. 6	PHILADELPHIA	3-5	L	9-4-3-0	18,118	57	Feb. 18 @	Detroit	3-2	W	28-19-7-3	19,983
17	Nov. 9	EDMONTON	1-1	T	9-4-4-0	13,282	58	Feb. 19 @	Buffalo	1-4	L	28-20-7-3	18,690
18	Nov. 11	COLORADO	5-2	W	10-4-4-0	14,323	59	Feb. 21 @	Edmonton	3-6	L	28-21-7-3	14,615
19	Nov. 14 @	Phoenix	3-2	W	11-4-4-0	13,171	60	Feb. 23 @	Calgary	7-2	W	29-21-7-3	14,665
20	Nov. 16	CHICAGO	3-2	W	12-4-4-0	12,980	61	Feb. 25 @	Vancouver	5-2	W	30-21-7-3	15,006
21	Nov. 18	PHOENIX	2-3	L	12-5-4-0	13,406	62	Feb. 26 @	San Jose	3-6	L	30-22-7-3	17,483
22	Nov. 20	MONTREAL	3-5	L	12-6-4-0	18,118	63	Feb. 29	VANCOUVER	1-1	T	30-22-8-3	15,666
23	Nov. 23 @	Colorado	6-2	W	13-6-4-0	18,004	64	Mar. 2	CAROLINA	2-5	L	30-23-8-3	15,424
24	Nov. 24 @	Dallas	2-3 OT	L	13-6-4-1	17,001	65	Mar. 4	NASHVILLE	3-2 OT	W	31-23-8-3	18,118
25	Nov. 27	SAN JOSE	4-1	W	14-6-4-1	18,118	66	Mar. 7	DETROIT	1-3	L	31-24-8-3	18,118
26	Dec. 3 @	Anaheim	1-1	T	14-6-5-1	17,174	67	Mar. 9	NY RANGERS	3-1	W	32-24-8-3	18,118
27	Dec. 4	TAMPA BAY	3-3	T	14-6-6-1	17,407	68	Mar. 11	CALGARY	3-1	W	33-24-8-3	18,118
28	Dec. 8	ATLANTA	4-0	W	15-6-6-1	15,210	69	Mar. 13	VANCOUVER	3-2 OT	W	34-24-8-3	17,309
29	Dec. 10 @	Detroit	1-3	L	15-7-6-1	19,983	70	Mar. 15 @	Anaheim	2-2	T	34-24-9-3	17,174
30	Dec. 11 @	Montreal	4-2	W	16-7-6-1	19,250	71	Mar. 17	ST. LOUIS	0-4	L	34-25-9-3	18,118
31	Dec. 14 @	New Jersey	1-7	L	16-8-6-1	10,807	72	Mar. 19	NASHVILLE	1-2 OT	L	34-25-9-4	17,920
32	Dec. 15 @	NY Rangers	3-8	L	16-9-6-1	18,200	73	Mar. 21	ANAHEIM	2-5	L	34-26-9-4	17,494
33	Dec. 18	CHICAGO	4-8	L	16-10-6-1	18,118	74	Mar. 23 @	Philadelphia	3-2 OT	W	35-26-9-4	19,695
34	Dec. 22 @	San Jose	1-2	L	16-11-6-1	17,483	75	Mar. 25 @	Boston	4-4	T	35-26-10-4	17,565
35	Dec. 26	PHOENIX	2-3 OT	L	16-11-6-2	18,118	76	Mar. 26 @	Atlanta	4-1	W	36-26-10-4	15,857
36	Dec. 29 @	Colorado	2-4	L	16-12-6-2	18,007	77	Mar. 29	SAN JOSE	1-1	T	36-26-11-4	18,118
37	Dec. 30	EDMONTON	8-2	W	17-12-6-2	18,118	78	Apr. 1	ANAHEIM	2-1	W	37-27-11-4	18,118
38	Jan. 3 @	Dallas	1-4	L	17-13-6-2	17,001	79	Apr. 3 @	Phoenix	1-2	L	37-27-11-4	14,378
39	Jan. 4 @	St. Louis	2-2	T	17-13-7-2	16,302	80	Apr. 5 @	Vancouver	1-1	T	37-27-12-4	17,257
40	Jan. 6	FLORIDA	4-2	W	18-13-7-2	14,114	81	Apr. 7	DALLAS	3-2	W	38-27-12-4	18,118
41	Jan. 11	OTTAWA	3-4	L	18-14-7-2	14,224	82	Apr. 9 @	Anaheim	4-3 OT	W	39-27-12-4	17,174

* First game at STAPLES Center

KINGS 2000-01 SEASON IN REVIEW

Record: 38-28-13-3 (92 points)
Pacific Division Finish: 3rd

General Manager: Dave Taylor
Head Coach: Andy Murray
Captain: Rob Blake

SCORING

PLAYER	GP	G	A	PTS	PIM
Ziggy Palffy	73	38	51	89	20
Luc Robitaille	82	37	51	88	66
Bryan Smolinski	78	27	32	59	40
Jozef Stumpel	63	16	39	55	14
Mathieu Schneider	73	16	35	51	56
Rob Blake	54	17	32	49	69
Glen Murray	64	18	21	39	32
Lubomir Visnovsky	81	7	32	39	36
Steven Reinprecht	59	12	17	29	12
Nelson Emerson	78	11	11	22	54
Eric Belanger	62	9	12	21	16
Kelly Buchberger	82	6	14	20	75
Jaroslav Modry	63	4	15	19	48
Ian Laperriere	79	8	10	18	141
Mattias Norstrom	82	0	18	18	60
Bob Corkum	58	4	6	10	18
Craig Johnson	26	4	5	9	16
Jere Karalahti	56	2	7	9	38
Adam Deadmarsh	18	4	2	6	4
Philippe Boucher	22	2	4	6	20
Stu Grimson	72	3	2	5	235
Aaron Miller	13	0	5	5	14
Scott Thomas	24	3	1	4	9
Tomas Vlasak	10	1	3	4	2
Jason Blake	17	1	3	4	10
Aki Berg	47	0	4	4	43
Felix Potvin	23	0	3	3	2
Brad Chartrand	4	1	0	1	2
Steve Kelly	11	1	0	1	4
Marko Tuomainen	11	0	1	1	4
Travis Scott	1	0	0	0	0
Rich Brennan	2	0	0	0	0
Andreas Lilja	2	0	0	0	4
Steve Passmore	6	0	0	0	0
Stephane Fiset	7	0	0	0	2
Adam Mair	10	0	0	0	6
Jamie Storr	45	0	0	0	4
Team PIM					20
Team Totals	**82**	**252**	**436**	**688**	**1,196**

GOALTENDER	GP	MIN	GA	SO	EN	SA	S%	AVG	W-L-OT
Felix Potvin	23	1,410	46	5	0	571	.919	1.96	13-5-5
Jamie Storr	45	2,498	114	4	7	1,131	.899	2.74	19-18-6
Steve Passmore	14	718	37	1	2	310	.881	3.09	3-8-1
Stephane Fiset	7	318	19	0	0	129	.853	3.58	3-0-1
Travis Scott	1	25	3	0	0	10	.700	7.20	0-0-0
Empty Net Goals			9			9			
Team Totals	**82**	**4,995**	**228**	**10**	**9**	**2,160**	**.894**	**2.74**	**38-28-13-3**

RESULTS

1	Oct. 6 @	Washington	4-1	W	1-0-0-0	18,082	42	Jan. 6	CALGARY	5-0	W	18-16-7-1	18,118
2	Oct. 7 @	Buffalo	3-5	L	1-1-0-0	14,325	43	Jan. 11	BUFFALO	3-2	W	19-16-7-1	15,496
3	Oct. 9 @	Columbus	7-1	W	2-1-0-0	18,136	44	Jan. 13	ST. LOUIS	2-4	L	19-17-7-1	18,460
4	Oct. 11	ST. LOUIS	4-4	T	2-1-1-0	18,118	45	Jan. 16 @	Ottawa	7-6 OT	W	20-17-7-1	18,264
5	Oct. 13	BOSTON	5-0	W	3-1-1-0	14,352	46	Jan. 17 @	Toronto	2-1	W	21-17-7-1	19,266
6	Oct. 15	PHOENIX	5-6	L	3-2-1-0	14,457	47	Jan. 20 @	Carolina	6-3	W	22-17-7-1	13,009
7	Oct. 17 @	Nashville	1-1	T	3-2-2-0	13,594	48	Jan. 22 @	Philadelphia	0-3	L	22-18-7-1	19,578
8	Oct. 19 @	St. Louis	1-7	L	3-3-2-0	18,906	49	Jan. 25	CALGARY	0-3	L	22-19-7-1	13,616
9	Oct. 21 @	Dallas	3-4	L	3-4-2-0	17,001	50	Jan. 27	MINNESOTA	1-4	L	22-20-7-1	18,118
10	Oct. 23 @	Anaheim	5-4 OT	W	4-4-2-0	14,098	51	Jan. 30	DALLAS	8-0	W	23-20-7-1	15,146
11	Oct. 25	ANAHEIM	6-2	W	5-4-2-0	18,118	52	Feb. 1	NASHVILLE	4-6	L	23-21-7-1	12,639
12	Oct. 28 @	Phoenix	1-3	L	5-5-2-0	14,113	53	Feb. 6	CHICAGO	3-3	T	23-21-8-1	13,527
13	Oct. 31 @	Columbus	1-4	L	5-6-2-0	15,025	54	Feb. 8	CAROLINA	4-2	W	24-21-8-1	13,884
14	Nov. 2 @	Atlanta	5-2	W	6-6-2-0	13,255	55	Feb. 10	WASHINGTON	3-4	L	24-22-8-1	18,118
15	Nov. 4 @	New Jersey	2-1	W	7-6-2-0	13,704	56	Feb. 12	EDMONTON	3-6	L	24-23-8-1	14,059
16	Nov. 5 @	NY Islanders	4-1	W	8-6-2-0	10,281	57	Feb. 14 @	Dallas	2-4	L	24-24-8-1	17,001
17	Nov. 7	PHOENIX	3-3	T	8-6-3-0	13,557	58	Feb. 16 @	Minnesota	4-0	W	25-24-8-1	18,568
18	Nov. 9	VANCOUVER	2-0	W	9-6-3-0	13,045	59	Feb. 18 @	Chicago	0-3	L	25-25-8-1	16,054
19	Nov. 11	DETROIT	2-2	T	9-6-4-0	18,360	60	Feb. 20 @	Edmonton	0-5	L	25-26-8-1	16,349
20	Nov. 16	NY ISLANDERS	5-1	W	10-6-4-0	14,744	61	Feb. 22 @	Calgary	2-0	W	26-26-8-1	16,830
21	Nov. 18	COLORADO	6-4	W	11-6-4-0	18,118	62	Feb. 24	COLUMBUS	3-1	W	27-26-8-1	18,118
22	Nov. 23	NEW JERSEY	1-6	L	11-7-4-0	13,451	63	Feb. 27 @	Nashville	2-1	W	28-26-8-1	16,337
23	Nov. 25 @	Pittsburgh	2-2	T	11-7-5-0	16,958	64	Mar. 1 @	Chicago	2-2	T	28-26-9-1	12,936
24	Nov. 26 @	Boston	4-4	T	11-7-6-0	13,108	65	Mar. 3	DETROIT	6-3	W	29-26-9-1	18,477
25	Nov. 28 @	NY Rangers	6-7	L	11-8-6-0	18,200	66	Mar. 4 @	Anaheim	0-4	L	29-27-9-1	17,174
26	Dec. 2	MINNESOTA	3-2	W	12-8-6-0	16,270	67	Mar. 6	MONTREAL	4-3	W	30-27-9-1	14,404
27	Dec. 3 @	Anaheim	0-4	L	12-9-6-0	17,174	68	Mar. 8	NASHVILLE	4-1	W	31-27-9-1	14,856
28	Dec. 7	DALLAS	5-2	W	13-9-6-0	14,425	69	Mar. 10	CHICAGO	2-2	T	31-27-10-1	18,118
29	Dec. 9 @	Edmonton	4-2	W	14-9-6-0	16,619	70	Mar. 14 @	San Jose	4-1	W	32-27-10-1	17,496
30	Dec. 10 @	Vancouver	2-1	W	15-9-6-0	17,063	71	Mar. 17	SAN JOSE	1-0 OT	W	33-27-10-1	18,118
31	Dec. 14	NY RANGERS	5-5	T	15-9-7-0	18,118	72	Mar. 19	PHOENIX	6-2	W	34-27-10-1	17,061
32	Dec. 16	TAMPA BAY	3-4	L	15-10-7-0	15,576	73	Mar. 21	EDMONTON	0-7	L	34-28-10-1	15,666
33	Dec. 19	ATLANTA	6-7 OT	L	15-10-7-1	13,823	74	Mar. 24	ANAHEIM	3-3	T	34-28-11-1	18,118
34	Dec. 21 @	Colorado	2-5	L	15-11-7-1	18,007	75	Mar. 26	SAN JOSE	0-0	T	34-28-12-1	15,276
35	Dec. 22 @	Minnesota	3-4	L	15-12-7-1	18,564	76	Mar. 27 @	San Jose	2-3 OT	L	34-28-12-2	17,496
36	Dec. 26	SAN JOSE	1-2	L	15-13-7-1	18,460	77	Mar. 29	COLUMBUS	3-0	W	35-28-12-2	15,582
37	Dec. 28 @	St. Louis	5-2	W	16-13-7-1	19,903	78	Mar. 31	COLORADO	4-0	W	36-28-12-2	18,118
38	Dec. 29 @	Dallas	4-1	W	17-13-7-1	17,001	79	Apr. 2	VANCOUVER	3-1	W	37-28-12-2	18,118
39	Dec. 31 @	Detroit	1-2	L	17-14-7-1	19,995	80	Apr. 3 @	Phoenix	2-2	T	37-28-13-2	15,912
40	Jan. 2 @	Colorado	2-6	L	17-15-7-1	18,007	81	Apr. 5 @	Vancouver	2-3 OT	L	37-28-13-3	18,422
41	Jan. 4	FLORIDA	3-4	L	17-16-7-1	14,137	82	Apr. 7 @	Calgary	3-2	W	38-28-13-3	17,139

KINGS 2001-02 SEASON IN REVIEW

Record: 40-27-11-4 (95 points)
Pacific Division Finish: 3rd

General Manager: Dave Taylor
Head Coach: Andy Murray
Captain: Mattias Norstrom

SCORING

PLAYER	GP	G	A	PTS	PIM
Jason Allison	73	19	55	74	68
Adam Deadmarsh	76	29	33	62	71
Ziggy Palffy	63	32	27	59	26
Jaroslav Modry	80	4	38	42	65
Bryan Smolinski	80	13	25	38	56
Steve Heinze	73	15	16	31	46
Mathieu Schneider	55	7	23	30	68
Philippe Boucher	80	7	23	30	94
Craig Johnson	72	13	14	27	24
Eric Belanger	53	8	16	24	21
Ian Laperriere	81	8	14	22	125
Lubomir Visnovsky	72	4	17	21	14
Mikko Eloranta	71	9	9	18	54
Aaron Miller	74	5	12	17	54
Brad Chartrand	46	7	9	16	40
Kelly Buchberger	74	6	7	13	105
Glen Murray	9	6	5	11	0
Mattias Norstrom	79	2	9	11	38
Nelson Emerson	41	5	2	7	25
Randy Robitaille	18	4	3	7	17
Jaroslav Bednar	22	4	2	6	8
Cliff Ronning	14	1	4	5	8
Andreas Lilja	26	1	4	5	22
Jozef Stumpel	9	1	3	4	4
Ken Belanger	43	2	0	2	85
Rob Valicevic	17	1	1	2	8
Adam Mair	18	1	1	2	57
Steve Kelly	8	0	1	1	2
Jere Karalahti	30	0	1	1	29
Felix Potvin	71	0	1	1	19
Ted Donato	2	0	0	0	2
Jason Holland	3	0	0	0	0
Kip Brennan	4	0	0	0	22
Ryan Flinn	10	0	0	0	51
Jamie Storr	19	0	0	0	4
Team PIM					16
Team Totals	**82**	**214**	**375**	**589**	**1,348**

GOALTENDER	GP	MIN	GA	SO	EN	SA	S%	AVG	W-L-OT
Jamie Storr	19	886	28	2	2	360	.922	1.90	9-4-3
Felix Potvin	71	4,071	157	6	3	1,686	.907	2.31	31-27-8
Empty Net Goals			5			5			
Team Totals	**82**	**4,989**	**190**	**8**	**5**	**2,051**	**.907**	**2.29**	**40-27-11-4**

RESULTS

1	Oct. 4	PHOENIX	2-2	T	0-0-1-0	18,210
2	Oct. 7	MINNESOTA	3-4	L	0-1-1-0	14,354
3	Oct. 9 @	Dallas	1-2	L	0-2-1-0	18,532
4	Oct. 11 @	St. Louis	6-5	W	1-2-1-0	19,565
5	Oct. 13	TAMPA BAY	0-1	L	1-3-1-0	17,114
6	Oct. 16	WASHINGTON	2-3 OT	L	1-3-1-1	13,492
7	Oct. 18	ANAHEIM	4-1	W	2-3-1-1	13,916
8	Oct. 20 @	Detroit	2-3	L	2-4-1-1	20,058
9	Oct. 23 @	Columbus	7-1	W	3-4-1-1	18,136
10	Oct. 25 @	Tampa Bay	0-3	L	3-5-1-1	12,957
11	Oct. 26 @	Florida	2-3	L	3-6-1-1	18,093
12	Oct. 28 @	Carolina	2-3 OT	L	3-6-1-2	14,355
13	Oct. 30 @	Chicago	1-5	L	3-7-1-2	10,135
14	Nov. 1	CHICAGO	2-3	L	3-8-1-2	13,857
15	Nov. 3	ATLANTA	4-1	W	4-8-1-2	14,278
16	Nov. 8	CALGARY	2-3	L	4-9-1-2	14,459
17	Nov. 10	DETROIT	3-2 OT	W	5-9-1-2	18,385
18	Nov. 15	DALLAS	3-4	L	5-10-1-2	14,584
19	Nov. 17 @	Detroit	2-4	L	5-11-1-2	20,058
20	Nov. 18 @	Minnesota	2-2	T	5-11-2-2	18,064
21	Nov. 20 @	Calgary	5-5	T	5-11-3-2	14,550
22	Nov. 22 @	Edmonton	4-2	W	6-11-3-2	16,434
23	Nov. 24	SAN JOSE	3-1	W	7-11-3-2	18,118
24	Nov. 29	EDMONTON	1-3	L	7-12-3-2	15,643
25	Dec. 1	NASHVILLE	4-2	W	8-12-3-2	15,481
26	Dec. 3	CALGARY	0-2	L	8-13-3-2	15,105
27	Dec. 6	ST. LOUIS	1-1	T	8-13-4-2	15,055
28	Dec. 8 @	St. Louis	0-2	L	8-14-4-2	18,933
29	Dec. 9 @	Chicago	5-2	W	9-14-4-2	12,310
30	Dec. 11 @	Nashville	1-1	T	9-14-5-2	13,691
31	Dec. 13	VANCOUVER	6-3	W	10-14-5-2	14,620
32	Dec. 15	COLUMBUS	3-2	W	11-14-5-2	16,224
33	Dec. 16 @	Anaheim	3-2 OT	W	12-14-5-2	17,002
34	Dec. 18 @	Toronto	3-1	W	13-14-5-2	19,320
35	Dec. 20 @	Ottawa	4-2	W	14-14-5-2	16,207
36	Dec. 22 @	Montreal	1-2	L	14-15-5-2	20,152
37	Dec. 26 @	Phoenix	1-1	T	14-15-6-2	12,902
38	Dec. 27	ANAHEIM	2-2	T	14-15-7-2	18,610
39	Dec. 29	NY RANGERS	5-4	L	14-16-7-2	18,420
40	Jan. 2	FLORIDA	3-1	W	15-16-7-2	17,006
41	Jan. 5 @	NY Islanders	3-0	W	16-16-7-2	16,234
42	Jan. 7 @	New Jersey	3-2	W	17-16-7-2	13,638
43	Jan. 9 @	NY Rangers	4-0	W	18-16-7-2	18,200
44	Jan. 10 @	Boston	0-5	L	18-17-7-2	14,528
45	Jan. 12 @	San Jose	3-2	W	19-17-7-2	17,296
46	Jan. 15	NASHVILLE	2-0	W	20-17-7-2	15,702
47	Jan. 17	BUFFALO	4-2	W	21-17-7-2	16,698
48	Jan. 19	NY ISLANDERS	2-3	L	21-18-7-2	18,152
49	Jan. 21 @	Anaheim	4-2	W	22-18-7-2	17,079
50	Jan. 24	MINNESOTA	4-1	W	23-18-7-2	15,917
51	Jan. 26	COLORADO	2-4	L	23-19-7-2	18,332
52	Jan. 28 @	Colorado	6-4	W	24-19-7-2	18,007
53	Jan. 30 @	Minnesota	2-0	W	25-19-7-2	18,658
54	Feb. 4	PHILADELPHIA	1-3	L	25-20-7-2	18,118
55	Feb. 7	CAROLINA	2-1	W	26-20-7-2	15,960
56	Feb. 8 @	Phoenix	5-6 OT	L	26-20-7-3	16,210
57	Feb. 11	DALLAS	2-1	W	27-20-7-3	18,118
58	Feb. 13	PHOENIX	2-2	T	27-20-8-3	15,964
59	Feb. 26 @	Columbus	5-1	W	28-20-8-3	18,136
60	Feb. 27 @	Pittsburgh	5-4	W	29-20-8-3	16,134
61	Mar. 2	COLUMBUS	2-0	L	29-21-8-3	18,118
62	Mar. 4	OTTAWA	1-1	T	29-21-9-3	15,815
63	Mar. 6 @	Dallas	2-3 OT	L	29-21-9-4	18,532
64	Mar. 7 @	Nashville	3-2	W	30-21-9-4	15,533
65	Mar. 9 @	Colorado	3-4	L	30-22-9-4	18,007
66	Mar. 11	CHICAGO	2-1	W	31-22-9-4	16,956
67	Mar. 14	ST. LOUIS	2-1	W	32-22-9-4	18,118
68	Mar. 16	PITTSBURGH	4-3	W	33-22-9-4	18,118
69	Mar. 18 @	San Jose	3-2	W	34-22-9-4	17,496
70	Mar. 21	COLORADO	3-1	W	35-22-9-4	18,231
71	Mar. 23	SAN JOSE	3-0	W	36-22-9-4	18,237
72	Mar. 24 @	Phoenix	0-4	L	36-23-9-4	14,511
73	Mar. 26 @	Vancouver	0-4	L	36-24-9-4	18,422
74	Mar. 28 @	Edmonton	2-2	T	36-24-10-4	16,839
75	Mar. 30 @	Calgary	3-5	L	36-25-10-4	17,046
76	Apr. 2	VANCOUVER	4-4	T	36-25-11-4	18,118
77	Apr. 4	DETROIT	3-0	W	37-25-11-4	18,621
78	Apr. 6	EDMONTON	4-3 OT	W	38-25-11-4	18,311
79	Apr. 8	DALLAS	3-0	W	39-25-11-4	18,118
80	Apr. 11 @	Vancouver	2-5	L	39-26-11-4	18,422
81	Apr. 13 @	San Jose	1-3	L	39-27-11-4	17,496
82	Apr. 14	ANAHEIM	1-0	W	40-27-11-4	18,349

KINGS 2002-03 SEASON IN REVIEW

Record: 33-37-6-6 (78 points)
Pacific Division Finish: 3rd

General Manager: Dave Taylor
Head Coach: Andy Murray
Captain: Mattias Norstrom

SCORING

PLAYER	GP	G	A	PTS	PIM
Ziggy Palffy	76	37	48	85	47
Mathieu Schneider	65	14	29	43	57
Bryan Smolinski	58	18	20	38	18
Jaroslav Modry	82	13	25	38	68
Derek Armstrong	66	12	26	38	30
Eric Belanger	62	16	19	35	26
Alexander Frolov	79	14	17	31	34
Jason Allison	26	6	22	28	22
Lubomir Visnovsky	57	8	16	24	28
Ian Laperriere	73	7	12	19	122
Adam Deadmarsh	20	13	4	17	21
Mikko Eloranta	75	5	12	17	56
Erik Rasmussen	57	4	12	16	28
Brad Chartrand	62	8	6	14	33
Steve Heinze	27	5	7	12	12
Joe Corvo	50	5	7	12	14
Craig Johnson	70	3	6	9	22
Jaroslav Bednar	15	0	9	9	4
Michael Cammalleri	28	5	3	8	22
Brad Norton	53	3	3	6	97
Aaron Miller	49	1	5	6	24
Mattias Norstrom	82	0	6	6	49
Steve Kelly	15	2	3	5	0
Jared Aulin	17	2	2	4	0
Sean Avery	12	1	3	4	33
Tomas Zizka	10	0	3	3	4
Andreas Lilja	17	0	3	3	14
Dmitry Yushkevich	42	0	3	3	24
Chris Schmidt	10	0	2	2	5
Jon Sim	14	0	2	2	19
Chris McAlpine	21	0	2	2	24
Jerred Smithson	22	0	2	2	21
Ryan Flinn	19	1	0	1	28
Jason Holland	2	0	1	1	0
Jamie Storr	39	0	1	1	8
Pavel Rosa	2	0	0	0	0
Maxim Kuznetsov	3	0	0	0	0
Ken Belanger	4	0	0	0	17
Scott Barney	5	0	0	0	0
Derek Bekar	6	0	0	0	4
Cristobal Huet	12	0	0	0	0
Kip Brennan	19	0	0	0	57
Felix Potvin	42	0	0	0	4
Team PIM					50
Team Totals	**82**	**203**	**341**	**544**	**1,146**

GOALTENDER	GP	MIN	GA	SO	EN	SA	S%	AVG	W-L-OT
Cristobal Huet	12	541	21	1	2	241	.913	2.33	4-4-1
Jamie Storr	39	2,027	86	3	4	904	.905	2.55	12-19-2
Felix Potvin	42	2,367	105	3	3	987	.894	2.66	17-20-3
Empty Net Goals			9			9			
Team Totals	**82**	**4,986**	**221**	**7**	**9**	**2,141**	**.897**	**2.66**	**33-37-6-6**

RESULTS

1	Oct. 9	PHOENIX	4-1	W	1-0-0-0	18,260
2	Oct. 12	DETROIT	3-2	W	2-0-0-0	18,177
3	Oct. 16 @	Anaheim	4-2	W	3-0-0-0	11,332
4	Oct. 17	COLORADO	1-4	L	3-1-0-0	18,118
5	Oct. 19	VANCOUVER	2-2	T	3-1-1-0	16,762
6	Oct. 23 @	Detroit	3-3	T	3-1-2-0	20,058
7	Oct. 25 @	NY Rangers	6-2	W	4-1-2-0	18,200
8	Oct. 27 @	Columbus	1-5	L	4-2-2-0	17,106
9	Oct. 29 @	Atlanta	4-0	W	5-2-2-0	11,440
10	Oct. 31 @	Chicago	1-2 OT	L	5-2-2-1	10,271
11	Nov. 1	NASHVILLE	6-5 OT	W	6-2-2-1	18,118
12	Nov. 4	MINNESOTA	2-5	L	6-3-2-1	15,693
13	Nov. 5 @	San Jose	2-5	L	6-4-2-1	17,496
14	Nov. 8 @	Ottawa	3-2	W	7-4-2-1	16,926
15	Nov. 9 @	Montreal	1-3	L	7-5-2-1	21,273
16	Nov. 12 @	Toronto	3-4 OT	L	7-5-2-2	19,225
17	Nov. 14 @	Vancouver	2-3	L	7-6-2-2	18,422
18	Nov. 16 @	Edmonton	4-1	W	8-6-2-2	16,461
19	Nov. 19 @	Minnesota	2-2	T	8-6-3-2	18,064
20	Nov. 21 @	St.Louis	2-3 OT	L	8-6-3-3	19,667
21	Nov. 23	DALLAS	2-0	W	9-6-3-3	18,292
22	Nov. 27	FLORIDA	2-5	L	9-7-3-3	16,782
23	Nov. 29 @	Anaheim	2-2	T	9-7-4-3	17,174
24	Nov. 30	CHICAGO	4-1	W	10-7-4-3	18,118
25	Dec. 5	NASHVILLE	2-3	L	10-8-4-3	15,877
26	Dec. 7	COLUMBUS	2-4	L	10-9-4-3	18,118
27	Dec. 10 @	Nashville	3-0	W	11-9-4-3	10,208
28	Dec. 11 @	Dallas	3-0	W	12-9-4-3	18,532
29	Dec. 14	PITTSBURGH	3-2 OT	W	13-9-4-3	18,184
30	Dec. 15 @	Phoenix	1-2	L	13-10-4-3	11,819
31	Dec. 17	ST. LOUIS	6-2	W	14-10-4-3	15,662
32	Dec. 19	ANAHEIM	5-4	W	15-10-4-3	18,118
33	Dec. 22 @	Chicago	1-3	L	15-11-4-3	15,588
34	Dec. 23 @	St. Louis	0-5	L	15-12-4-3	19,993
35	Dec. 26	PHOENIX	4-3 OT	W	16-12-4-3	18,738
36	Dec. 29 @	Colorado	1-6	L	16-13-4-3	18,007
37	Dec. 30	CHICAGO	0-2	L	16-14-4-3	18,118
38	Jan. 2	PHILADELPHIA	1-4	L	16-15-4-3	18,118
39	Jan. 4	DALLAS	2-3	L	16-16-4-3	18,118
40	Jan. 6 @	Minnesota	3-2	W	17-16-4-3	18,568
41	Jan. 7 @	Dallas	4-7	L	17-17-4-3	18,532
42	Jan. 9	EDMONTON	4-5	L	17-18-4-3	15,783
43	Jan. 11	ST. LOUIS	1-2	L	17-19-4-3	18,118
44	Jan. 13	SAN JOSE	3-2 OT	W	18-19-4-3	17,035
45	Jan. 16 @	Edmonton	0-2	L	18-20-4-3	16,839
46	Jan. 18 @	Calgary	1-2 OT	L	18-20-4-4	16,675
47	Jan. 22 @	Anaheim	5-6	L	18-21-4-4	17,174
48	Jan. 23	MINNESOTA	1-2	L	18-22-4-4	16,480
49	Jan. 25	NEW JERSEY	2-1 OT	W	19-22-4-4	18,233
50	Jan. 27	SAN JOSE	0-3	L	19-23-4-4	16,126
51	Jan. 28 @	San Jose	1-3	L	19-24-4-4	17,496
52	Jan. 30	OTTAWA	3-0	W	20-24-4-4	16,518
53	Feb. 5	PHOENIX	4-3	W	21-24-4-4	16,649
54	Feb. 7	CAROLINA	8-2	W	22-24-4-4	18,118
55	Feb. 9 @	Dallas	1-3	L	22-25-4-4	18,532
56	Feb. 11 @	Nashville	3-2	W	23-25-4-4	10,334
57	Feb. 13	CALGARY	4-2	W	24-25-4-4	17,539
58	Feb. 15	NY ISLANDERS	2-3	L	24-26-4-4	18,118
59	Feb. 17	SAN JOSE	3-2	W	25-26-4-4	16,301
60	Feb. 20 @	Philadelphia	0-5	L	25-27-4-4	19,391
61	Feb. 21 @	Buffalo	4-1	W	26-27-4-4	11,866
62	Feb. 24 @	Detroit	4-5	L	26-28-4-4	20,058
63	Feb. 25 @	Pittsburgh	5-3	W	27-28-4-4	11,736
64	Feb. 27 @	Columbus	1-3	L	27-29-4-4	18,136
65	Mar. 1	ATLANTA	4-1	W	28-29-4-4	18,118
66	Mar. 4	ANAHEIM	1-2	L	28-30-4-4	18,118
67	Mar. 6	EDMONTON	1-2	L	28-31-4-4	18,118
68	Mar. 8	MONTREAL	2-1	W	29-31-4-4	18,118
69	Mar. 10	DETROIT	2-3	L	29-32-4-4	18,344
70	Mar. 12 @	Tampa Bay	2-4	L	29-33-4-4	17,138
71	Mar. 14 @	Washington	3-1	W	30-33-4-4	17,308
72	Mar. 15 @	Carolina	0-0	T	30-33-5-4	16,017
73	Mar. 18	CALGARY	1-4	L	30-34-5-4	17,470
74	Mar. 20	TAMPA BAY	2-2	T	30-34-6-4	17,569
75	Mar. 22	BOSTON	3-4 OT	L	30-34-6-5	18,118
76	Mar. 25	COLUMBUS	1-2	L	30-35-6-5	17,493
77	Mar. 27 @	Colorado	0-3	L	30-36-6-5	18,007
78	Mar. 29	VANCOUVER	1-5	L	30-37-6-5	18,118
79	Mar. 31 @	Phoenix	5-4 OT	W	31-37-6-5	11,802
80	Apr. 2	COLORADO	5-3	W	32-37-6-5	18,393
81	Apr. 4 @	Calgary	1-2 OT	L	32-37-6-6	17,003
82	Apr. 6 @	Vancouver	2-0	W	33-37-6-6	18,514

KINGS 2003-04 SEASON IN REVIEW

Record: 28-29-16-9 (81 points)
Pacific Division Finish: 3rd

General Manager: Dave Taylor
Head Coach: Andy Murray
Captain: Mattias Norstrom

SCORING

PLAYER	GP	G	A	PTS	PIM	PLAYER	GP	G	A	PTS	PIM
Luc Robitaille	80	22	29	51	56	John Tripp	34	1	5	6	33
Alexander Frolov	77	24	24	48	24	Tomas Zizka	15	2	3	5	12
Trent Klatt	82	17	26	43	46	Dustin Brown	31	1	4	5	16
Ziggy Palffy	35	16	25	41	12	Jeff Cowan	13	2	1	3	24
Jozef Stumpel	64	8	29	37	16	Aaron Miller	35	1	2	3	32
Derek Armstrong	57	14	21	35	33	Martin Strbak	5	2	0	2	8
Eric Belanger	81	13	20	33	44	Pavel Rosa	2	1	1	2	0
Jaroslav Modry	79	5	27	32	44	Kip Brennan	18	1	0	1	79
Lubomir Visnovsky	58	8	21	29	26	Bryan Muir	2	0	1	1	2
Sean Avery	76	9	19	28	261	Noah Clarke	2	0	1	1	0
Joe Corvo	72	8	17	25	36	Denis Grebeshkov	4	0	1	1	0
Ian Laperriere	62	10	12	22	58	Jerred Smithson	8	0	1	1	4
Michael Cammalleri	31	9	6	15	20	Anson Carter	15	0	1	1	0
Martin Straka	32	6	8	14	4	Maxim Kuznetsov	16	0	1	1	20
Mattias Norstrom	74	1	13	14	44	Brad Norton	20	0	1	1	77
Jon Sim	48	6	7	13	27	Mathieu Chouinard	1	0	0	0	0
Scott Barney	19	5	6	11	4	Milan Hnilicka	2	0	0	0	0
Esa Pirnes	57	3	8	11	12	Steve Kelly	3	0	0	0	0
Nathan Dempsey	17	4	3	7	2	Cristobal Huet	41	0	0	0	4
Brad Chartrand	53	3	4	7	30	Roman Cechmanek	49	0	0	0	2
Tim Gleason	47	0	7	7	21	Team PIM					6
Jason Holland	52	3	3	6	24	**Team Totals**	**82**	**205**	**358**	**563**	**1,163**

GOALTENDER	GP	MIN	GA	SO	EN	SA	S%	AVG	W-L-OT
Mathieu Chouinard	1	3	0	0	0	2	1.000	0.00	0-0-0
Cristobal Huet	41	2,199	89	3	7	961	.907	2.43	10-16-10
Roman Cechmanek	49	2,701	113	5	3	1,198	.906	2.51	18-21-6
Milan Hnilicka	2	80	5	0	0	42	.881	3.75	0-1-0
Empty Net Goals			10			10			
Team Totals	**82**	**5,029**	**217**	**8**	**10**	**2,213**	**.902**	**2.59**	**28-29-16-9**

RESULTS

1	Oct. 9 @	Detroit	2-3	L	0-1-0-0	20,066	42	Jan. 10	COLUMBUS	2-2	T	16-14-8-4	18,118
2	Oct. 10 @	Pittsburgh	3-0	W	1-1-0-0	16,986	43	Jan. 13 @	Nashville	0-0	T	16-14-9-4	10,007
3	Oct. 12 @	Chicago	4-2	W	2-1-0-0	11,947	44	Jan. 14 @	Minnesota	2-2	T	16-14-10-4	18,528
4	Oct. 15	OTTAWA	4-3	W	3-1-0-0	18,180	45	Jan. 16 @	Columbus	2-3 OT	L	16-14-10-5	17,238
5	Oct. 18	BOSTON	3-4	L	3-2-0-0	18,118	46	Jan. 18 @	Chicago	2-1	W	17-14-10-5	13,504
6	Oct. 21	PHILADELPHIA	4-0	W	4-2-0-0	16,771	47	Jan. 20	CALGARY	4-1	W	18-14-10-5	18,118
7	Oct. 23	BUFFALO	1-5	L	4-3-0-0	15,752	48	Jan. 22	DETROIT	4-5	L	18-15-10-5	18,118
8	Oct. 25	CHICAGO	2-3	L	4-4-0-0	18,118	49	Jan. 24	ANAHEIM	4-2	W	19-15-10-5	18,186
9	Oct. 30	VANCOUVER	1-3	L	4-5-0-0	16,966	50	Jan. 26	MINNESOTA	2-2	T	19-15-11-5	18,118
10	Nov. 1	PHOENIX	7-3	W	5-5-0-0	18,118	51	Jan. 28 @	Anaheim	4-3 OT	W	20-15-11-5	17,174
11	Nov. 5 @	Florida	3-2	W	6-5-0-0	13,276	52	Jan. 29	COLORADO	3-3	T	20-15-12-5	18,118
12	Nov. 6 @	Tampa Bay	1-0 OT	W	7-5-0-0	14,287	53	Jan. 31 @	Edmonton	4-3	W	21-15-12-5	16,839
13	Nov. 8 @	Carolina	2-3 OT	L	7-5-0-1	13,170	54	Feb. 3 @	Calgary	4-4	T	21-15-13-5	14,169
14	Nov. 10 @	Washington	3-2	W	8-5-0-1	11,397	55	Feb. 10 @	Minnesota	3-1	W	22-15-13-5	18,568
15	Nov. 13	TORONTO	4-4	T	8-5-1-1	17,163	56	Feb. 11 @	Columbus	2-3 OT	L	22-15-13-6	16,221
16	Nov. 15	ST. LOUIS	0-1	L	8-6-1-1	17,462	57	Feb. 13 @	Buffalo	3-8	L	22-16-13-6	18,690
17	Nov. 19	NASHVILLE	3-0	W	9-6-1-1	16,935	58	Feb. 15 @	New Jersey	2-3 OT	L	22-16-13-7	17,402
18	Nov. 21 @	Dallas	1-3	L	9-7-1-1	18,225	59	Feb. 16 @	NY Islanders	1-1	T	22-16-14-7	15,369
19	Nov. 22 @	Colorado	2-0	W	10-7-1-1	18,007	60	Feb. 18	DALLAS	3-4	L	22-17-14-7	18,118
20	Nov. 25	NEW JERSEY	0-4	L	10-8-1-1	17,067	61	Feb. 21	COLUMBUS	4-3	W	23-17-14-7	18,118
21	Nov. 27 @	Phoenix	4-6	L	10-9-1-1	13,751	62	Feb. 23	NASHVILLE	3-0	W	24-17-14-7	17,612
22	Nov. 29	CHICAGO	3-1	W	11-9-1-1	18,118	63	Feb. 25 @	Dallas	1-1	T	24-17-15-7	18,011
23	Nov. 30 @	Dallas	2-1	W	12-9-1-1	18,198	64	Feb. 28	ANAHEIM	2-1	W	25-17-15-7	18,207
24	Dec. 2 @	St. Louis	1-4	L	12-10-1-1	15,632	65	Feb. 29 @	Anaheim	3-6	L	25-18-15-7	17,146
25	Dec. 4	DALLAS	3-0	W	13-10-1-1	17,499	66	Mar. 4	MINNESOTA	1-1	T	25-18-16-7	18,118
26	Dec. 6	WASHINGTON	7-3	W	14-10-1-1	18,118	67	Mar. 6	MONTREAL	2-4	L	25-19-16-7	18,258
27	Dec. 8 @	Detroit	2-3 OT	L	14-10-1-2	20,066	68	Mar. 9	PHOENIX	3-2	W	26-19-16-7	18,118
28	Dec. 10 @	Atlanta	3-4 OT	L	14-10-1-3	11,059	69	Mar. 10 @	Phoenix	3-1	W	27-19-16-7	13,809
29	Dec. 11 @	Nashville	4-1	W	15-10-1-3	10,076	70	Mar. 13 @	San Jose	1-3	L	27-20-16-7	17,496
30	Dec. 13 @	St. Louis	1-2	L	15-11-1-3	17,837	71	Mar. 14	ANAHEIM	5-1	W	28-20-16-7	18,118
31	Dec. 16	EDMONTON	4-2	W	16-11-1-3	18,118	72	Mar. 16	ST. LOUIS	3-5	L	28-21-16-7	18,118
32	Dec. 18	PHOENIX	4-4	T	16-11-2-3	17,716	73	Mar. 18	SAN JOSE	3-5	L	28-22-16-7	18,118
33	Dec. 20	COLORADO	3-3	T	16-11-3-3	18,118	74	Mar. 20	DETROIT	2-4	L	28-23-16-7	18,118
34	Dec. 22 @	Vancouver	4-4	T	16-11-4-3	18,630	75	Mar. 22	EDMONTON	1-2	L	28-24-16-7	18,118
35	Dec. 26 @	San Jose	0-5	L	16-12-4-3	17,496	76	Mar. 24 @	Vancouver	0-1	L	28-25-16-7	18,630
36	Dec. 27	SAN JOSE	4-4	T	16-12-5-3	18,743	77	Mar. 26 @	Edmonton	1-3	L	28-26-16-7	16,839
37	Dec. 30	NY RANGERS	2-3 OT	L	16-12-5-4	18,542	78	Mar. 27 @	Calgary	2-3 OT	L	28-26-16-8	18,419
38	Dec. 31 @	Phoenix	0-4	L	16-13-5-4	18,106	79	Mar. 29 @	Colorado	1-2	L	28-27-16-8	18,007
39	Jan. 3	DALLAS	2-2	T	16-13-6-4	18,118	80	Mar. 31	SAN JOSE	0-3	L	28-28-16-8	18,118
40	Jan. 7 @	Anaheim	4-4	T	16-13-7-4	17,174	81	Apr. 2	CALGARY	2-3	L	28-29-16-8	18,247
41	Jan. 8	VANCOUVER	1-3	L	16-14-7-4	16,938	82	Apr. 4 @	San Jose	3-4 OT	L	28-29-16-9	17,496

KINGS 2005-06 SEASON IN REVIEW

Record: 42-35-5 (89 points)
Pacific Division Finish: 4th

General Manager: Dave Taylor
Head Coach: Andy Murray (37-28-5)/ John Torchetti (5-7-0)
Captain: Mattias Norstrom

SCORING

PLAYER	GP	G	A	PTS	PIM	PLAYER	GP	G	A	PTS	PIM
Lubomir Visnovsky	80	17	50	67	50	Aaron Miller	56	0	8	8	27
Craig Conroy	78	22	44	66	78	Jeff Giuliano	48	3	4	7	26
Pavol Demitra	58	25	37	62	42	George Parros	55	2	3	5	138
Michael Cammalleri	80	26	29	55	50	Mathieu Garon	63	0	3	3	8
Alexander Frolov	69	21	33	54	40	Denis Grebeshkov	8	0	2	2	12
Derek Armstrong	62	13	28	41	46	Petr Kanko	10	1	0	1	0
Joe Corvo	81	14	26	40	38	Konstantin Pushkarev	1	0	1	1	0
Sean Avery	75	15	24	39	257	Brent Sopel	11	0	1	1	6
Eric Belanger	65	17	20	37	62	Matt Ryan	12	0	1	1	2
Dustin Brown	79	14	14	28	80	Jason LaBarbera	29	0	1	1	0
Mattias Norstrom	77	4	23	27	58	Adam Hauser	1	0	0	0	0
Luc Robitaille	65	15	9	24	52	Ryan Flinn	2	0	0	0	5
Jeremy Roenick	58	9	13	22	36	Connor James	2	0	0	0	0
Tom Kostopoulos	76	8	14	22	100	Richard Petiot	2	0	0	0	2
Tim Gleason	78	2	19	21	77	Jeff Tambellini	4	0	0	0	2
Nathan Dempsey	53	2	11	13	48	Ken Belanger	5	0	0	0	7
Jeff Cowan	46	8	1	9	73	Noah Clarke	5	0	0	0	0
Mike Weaver	53	0	9	9	14	Shootout Goals/Team PIM		6		6	34
Mark Parrish	19	5	3	8	4	**Team Totals**	**82**	**249**	**431**	**680**	**1,474**

GOALTENDER	GP	MIN	GA	SO	EN	SA	S%	AVG	W-L-OT
Jason LaBarbera	29	1,433	69	1	5	688	.900	2.89	11-9-2
Mathieu Garon	63	3,446	185	4	4	1,738	.894	3.22	31-26-3
Adam Hauser	1	51	6	0	0	24	.750	7.06	0-0-0
Empty Net Goals			9			9			
Shootout Goals Allowed			1						
Team Totals	**82**	**4,975**	**270**	**5**	**9**	**2,459**	**.891#**	**3.24#**	**42-35-5**

#Shootout Goals Allowed are not included in the Team Save Percentage and Team Goals Against Average.

RESULTS

1	Oct. 5 @	Dallas	4-5	L	0-1-0	18,532	42	Jan. 2	DALLAS	3-2	W*	26-14-2	18,118+
2	Oct. 6	PHOENIX	3-2	W	1-1-0	18,118+	43	Jan. 5	PHOENIX	4-0	W	27-14-2	18,118+
3	Oct. 9	MINNESOTA	2-1	W*	2-1-0	17,725	44	Jan. 7 @	San Jose	2-3	L	27-15-2	17,496
4	Oct. 11	EDMONTON	3-1	W	3-1-0	16,394	45	Jan. 9 @	Anaheim	2-6	L	27-16-2	17,174
5	Oct. 13	DETROIT	2-5	L	3-2-0	18,118+	46	Jan. 12 @	Boston	6-0	W	28-16-2	13,766
6	Oct. 16	COLUMBUS	3-1	W	4-2-0	17,156	47	Jan. 14 @	Buffalo	1-10	L	28-17-2	18,690
7	Oct. 19 @	Colorado	5-4	W	5-2-0	18,007	48	Jan. 17	TAMPA BAY	1-4	L	28-18-2	17,017
8	Oct. 20 @	Dallas	7-2	W	6-2-0	16,624	49	Jan. 19	ATLANTA	8-6	W	29-18-2	18,118+
9	Oct. 23	CALGARY	2-3	L	6-3-0	18,118+	50	Jan. 21	SAN JOSE	3-4	O*	29-18-3	18,118+
10	Oct. 25	ANAHEIM	3-1	W	7-3-0	18,118+	51	Jan. 23	ANAHEIM	3-2	W**	30-18-3	18,118+
11	Oct. 28	SAN JOSE	4-5	L	7-4-0	18,118+	52	Jan. 24 @	San Jose	1-4	L	30-19-3	16,166
12	Oct. 29	ST. LOUIS	5-2	W	8-4-0	17,506	53	Jan. 26	EDMONTON	3-5	L	30-20-3	18,118+
13	Nov. 2 @	Dallas	6-3	W	9-4-0	15,732	54	Jan. 28	ANAHEIM	2-6	L	30-21-3	18,118+
14	Nov. 3 @	Phoenix	0-4	L	9-5-0	14,626	55	Jan. 30 @	Anaheim	3-4	O*	30-21-4	17,174
15	Nov. 5	NASHVILLE	3-2	W**	10-5-0	17556	56	Feb. 2 @	Phoenix	1-2	O**	30-21-5	14,372
16	Nov. 9 @	Detroit	4-5	O*	10-5-1	20,066	57	Feb. 7 @	Minnesota	1-5	L	30-22-5	18,568
17	Nov. 11 @	Chicago	4-2	W	11-5-1	18,376	58	Feb. 8 @	Columbus	4-7	L	30-23-5	16,162
18	Nov. 13 @	Columbus	8-2	W	12-5-1	16,174	59	Feb. 11	CHICAGO	5-4	W*	31-23-5	18,118+
19	Nov. 15 @	Nashville	2-3	L	12-6-1	10779	60	Feb. 12	DALLAS	6-5	W	32-23-5	18,118+
20	Nov. 17	VANCOUVER	5-4	W	13-6-1	18,118+	61	Mar. 2	MINNESOTA	3-2	W	33-23-5	18,118+
21	Nov. 19	COLORADO	4-3	W	14-6-1	18,118+	62	Mar. 4	COLUMBUS	3-2	W	34-23-5	17,238
22	Nov. 22 @	St. Louis	6-3	W	15-6-1	14,306	63	Mar. 7 @	Minnesota	3-2	W*	35-23-5	18,568
23	Nov. 24 @	Nashville	3-4	L	15-7-1	16,810	64	Mar. 9 @	Detroit	3-7	L	35-24-5	20,066
24	Nov. 26	CHICAGO	3-2	W	16-7-1	18,118+	65	Mar. 11 @	St. Louis	2-1	W**	36-24-5	15,296
25	Nov. 28	DETROIT	2-5	L	16-8-1	18,118+	66	Mar. 13 @	San Jose	3-4	L	36-25-5	15,684
26	Nov. 30 @	Chicago	2-3	L	16-9-1	14,833	67	Mar. 14	PHOENIX	2-6	L	36-26-5	18,118+
27	Dec. 2 @	Ottawa	1-5	L	16-10-1	19,671	68	Mar. 16	DALLAS	1-4	L	36-27-5	18,017
28	Dec. 3 @	Montreal	2-3	L	16-11-1	21,273	69	Mar. 18	ST. LOUIS	3-1	W	37-27-5	18,118+
29	Dec. 6 @	Toronto	2-1	W	17-11-1	19,403	70	Mar. 20	COLORADO	0-5	L	37-28-5	18,118+
30	Dec. 8	CAROLINA	2-3	L	17-12-1	17,010	71	Mar. 25	NASHVILLE	6-4	W	38-28-5	18,118+
31	Dec. 10	FLORIDA	3-1	W	18-12-1	16,827	72	Mar. 27 @	Vancouver	4-7	L	38-29-5	18,630
32	Dec. 14	WASHINGTON	2-3	L	18-13-1	17,217	73	Mar. 29 @	Calgary	1-2	L	38-30-5	19,289
33	Dec. 16 @	Anaheim	4-3	W**	19-13-1	17,174	74	Mar. 30 @	Edmonton	0-4	L	38-31-5	16,839
34	Dec. 17	PHOENIX	4-1	W	20-13-1	18,118+	75	Apr. 1	DALLAS	1-0	W	39-31-5	18,118+
35	Dec. 19 @	Vancouver	4-3	W**	21-13-1	18,630	76	Apr. 3	VANCOUVER	1-0	W	40-31-5	17,196
36	Dec. 21 @	Calgary	5-2	W	22-13-1	19,289	77	Apr. 4 @	Anaheim	2-6	L	40-32-5	17,174
37	Dec. 23 @	Edmonton	3-5	L	22-14-1	16,839	78	Apr. 6	SAN JOSE	0-5	L	40-33-5	18,118+
38	Dec. 26	SAN JOSE	4-3	W	23-14-1	18,118+	79	Apr. 8	ANAHEIM	2-4	L	40-34-5	17,242
39	Dec. 28 @	Colorado	5-3	W	24-14-1	18,007	80	Apr. 13 @	Phoenix	0-3	L	40-35-5	17,386
40	Dec. 29 @	Phoenix	5-6	O*	24-14-2	17,799	81	Apr. 15	CALGARY	2-1	W**	41-35-5	18,118+
41	Dec. 31 @	Dallas	3-2	W	25-14-2	18,584	82	Apr. 17 @	San Jose	4-0	W	42-35-5	17,496

*overtime **shootout +home sellout

KINGS 2006-07 SEASON IN REVIEW

Record: 27-41-14 (68 points)
Pacific Division Finish: 4th

General Manager: Dean Lombardi
Head Coach: Marc Crawford
Captain: Mattias Norstrom

SCORING

PLAYER	GP	G	A	PTS	PIM
Michael Cammalleri	81	34	46	80	48
Alexander Frolov	82	35	36	71	34
Anze Kopitar	72	20	41	61	24
Lubomir Visnovsky	69	18	40	58	26
Dustin Brown	81	17	29	46	54
Derek Armstrong	67	11	33	44	62
Rob Blake	72	14	20	34	82
Sean Avery	55	10	18	28	116
Brent Sopel	44	4	19	23	14
Tom Kostopoulos	76	7	15	22	73
Brian Willsie	81	11	10	21	49
Patrick O'Sullivan	44	5	14	19	14
Craig Conroy	52	5	11	16	38
Scott Thornton	58	7	6	13	85
Kevin Dallman	53	1	9	10	12
Jamie Lundmark	29	7	2	9	25
Mike Weaver	39	3	6	9	16
Mattias Norstrom	62	2	7	9	40
Raitis Ivanans	66	4	4	8	140
Jamie Heward	19	2	6	8	20
Jaroslav Modry	19	0	8	8	22
Aaron Miller	82	0	8	8	60
Konstantin Pushkarev	16	2	2	4	8
Oleg Tverdovsky	26	0	4	4	10
John Zeiler	23	1	2	3	22
Noah Clarke	13	2	0	2	4
Peter Harrold	12	0	2	2	8
Marty Murray	19	0	2	2	4
Jeff Cowan	21	0	2	2	32
Alyn McCauley	10	1	0	1	2
Jason Ward	7	0	1	1	4
Sean Burke	23	0	1	1	4
Dan Cloutier	24	0	1	1	21
Mathieu Garon	32	0	1	1	6
Shay Stephenson	2	0	0	0	0
Yutaka Fukufuji	4	0	0	0	0
Lauri Tukonen	4	0	0	0	0
Tim Jackman	5	0	0	0	10
Joe Piskula	5	0	0	0	6
Gabe Gauthier	5	0	0	0	2
Jack Johnson	5	0	0	0	18
Barry Brust	11	0	0	0	0
Shootout Goals/Team PIM		4		4	24
Team Totals	**82**	**227**	**406**	**633**	**1,239**

GOALTENDER	GP	MIN	GA	SO	EN	SA	S%	AVG	W-L-OT
Mathieu Garon	32	1,779	79	2	3	849	.907	2.66	13-10-6
Sean Burke	23	1,310	68	1	2	687	.901	3.11	6-10-5
Barry Brust	11	486	30	0	2	245	.878	3.70	2-4-1
Dan Cloutier	24	1,281	85	0	1	608	.860	3.98	6-14-2
Yutaka Fukufuji	4	96	7	0	0	43	.837	4.37	0-3-0
Empty Net Goals			8			8			
Shootout Goals Allowed			6						
Team Totals	**82**	**4,992**	**283**	**3**	**8**	**2,440**	**.886#**	**3.33#**	**27-41-14**

#Shootout Goals Allowed are not included in the Team Save Percentage and Team Goals Against Average.

RESULTS

1	Oct. 6 @	Anaheim	3-4	L	0-1-0	17,174
2	Oct. 7	ST. LOUIS	4-1	W	1-1-0	18,118+
3	Oct. 10	NY ISLANDERS	4-2	W	2-1-0	14,394
4	Oct. 12	DALLAS	1-4	L	2-2-0	14,167
5	Oct. 14	DALLAS	1-4	L	2-3-0	17,052
6	Oct. 16	DETROIT	1-3	L	2-4-0	17,417
7	Oct. 18	MINNESOTA	1-2	O*	2-4-1	14,617
8	Oct. 19 @	Phoenix	4-0	W	3-4-1	12,714
9	Oct. 22	ANAHEIM	2-3	O**	3-4-2	18,118+
10	Oct. 23 @	Colorado	1-6	L	3-5-2	17,284
11	Oct. 25 @	Minnesota	1-3	L	3-6-2	18,568
12	Oct. 27 @	Columbus	0-2	L	3-7-2	16,087
13	Oct. 28 @	Dallas	2-3	L	3-8-2	17,711
14	Oct. 30	NY RANGERS	4-1	W	4-8-2	17,236
15	Nov. 1	PITTSBURGH	3-4	O*	4-8-3	18,118+
16	Nov. 4 @	Phoenix	4-6	L	4-9-3	14,631
17	Nov. 7 @	Colorado	6-5	W	5-9-3	17,196
18	Nov. 9	SAN JOSE	3-7	L	5-10-3	16,618
19	Nov. 11	MINNESOTA	2-3	O**	5-10-4	17,479
20	Nov. 13	SAN JOSE	4-2	W	6-10-4	16,667
21	Nov. 16	PHILADELPHIA	3-4	L	6-11-4	16,446
22	Nov. 18	PHOENIX	5-3	W	7-11-4	14,487
23	Nov. 22 @	San Jose	3-6	L	7-12-4	17,496
24	Nov. 24 @	Dallas	3-5	L	7-13-4	18,532
25	Nov. 25	CALGARY	3-1	W	8-13-4	17,043
26	Nov. 27	NEW JERSEY	3-2	W**	9-13-4	16,223
27	Nov. 30 @	Phoenix	4-7	L	9-14-4	11,526
28	Dec. 2	ANAHEIM	3-4	L	9-15-4	16,141
29	Dec. 3 @	Anaheim	3-2	W	10-15-4	17,174
30	Dec. 7	NASHVILLE	1-4	L	10-16-4	15,119
31	Dec. 9	COLORADO	5-4	W	11-16-4	17,079
32	Dec. 12	SAN JOSE	1-3	L	11-17-4	15,204
33	Dec. 14 @	San Jose	4-2	W	12-17-4	17,496
34	Dec. 16	DALLAS	3-4	O**	12-17-5	15,846
35	Dec. 19	CALGARY	3-5	L	12-18-5	17,247
36	Dec. 21 @	St. Louis	2-5	L	12-19-5	10,390
37	Dec. 23 @	Nashville	0-7	L	12-20-5	14,739
38	Dec. 26	PHOENIX	4-3	W**	13-20-5	18,118+
39	Dec. 28 @	Edmonton	7-4	W	14-20-5	16,839
40	Dec. 29 @	Calgary	4-6	L	14-21-5	19,289
41	Dec. 31 @	Detroit	2-6	L	14-22-5	20,066
42	Jan. 3	COLUMBUS	3-0	W	15-22-5	16,451
43	Jan. 6	DETROIT	4-2	W	16-22-5	18,118+
44	Jan. 8	EDMONTON	1-2	O*	16-22-6	16,224
45	Jan. 11	SAN JOSE	2-5	L	16-23-6	17,054
46	Jan. 13 @	St. Louis	5-6	L	16-24-6	17,868
47	Jan. 15 @	Dallas	1-3	L	16-25-6	17,992
48	Jan. 16 @	Atlanta	2-6	L	16-26-6	13,205
49	Jan. 18	ST. LOUIS	1-3	L	16-27-6	16,544
50	Jan. 20	PHOENIX	2-3	L	16-28-6	18,346+
51	Jan. 26 @	Vancouver	3-2	W*	17-28-6	18,630
52	Jan. 27 @	Edmonton	3-4	L	17-29-6	16,839
53	Jan. 30 @	Calgary	1-4	L	17-30-6	19,289
54	Feb. 1	CHICAGO	2-3	O*	17-30-7	16,958
55	Feb. 3 @	Florida	7-0	W	18-30-7	15,108
56	Feb. 6 @	Tampa Bay	2-3	O**	18-30-8	18,273
57	Feb. 8 @	Washington	3-4	O*	18-30-9	15,527
58	Feb. 10 @	Nashville	4-1	W	19-30-9	17,113
59	Feb. 13 @	Carolina	1-2	L	19-31-9	15,765
60	Feb. 17	ANAHEIM	2-3	O**	19-31-10	18,118+
61	Feb. 18 @	Anaheim	4-3	W**	20-31-10	17,363
62	Feb. 22	VANCOUVER	2-3	L	20-32-10	17,737
63	Feb. 24	COLORADO	6-5	W**	21-32-10	18,118+
64	Mar. 1	ANAHEIM	4-3	W*	22-32-10	17,620
65	Mar. 3	NASHVILLE	3-6	L	22-33-10	16,854
66	Mar. 6 @	Chicago	0-3	L	22-34-10	9,118
67	Mar. 7 @	Columbus	2-3	O*	22-34-11	15,154
68	Mar. 9 @	Detroit	2-3	O*	22-34-12	20,066
69	Mar. 11 @	Dallas	3-4	O*	22-34-13	17,478
70	Mar. 12	EDMONTON	5-1	W	23-34-13	16,954
71	Mar. 15	CHICAGO	3-4	O**	23-34-14	16,110
72	Mar. 17	COLUMBUS	5-3	W	24-34-14	17,197
73	Mar. 18 @	Anaheim	5-3	W	25-34-14	17,174
74	Mar. 21	DALLAS	2-4	L	25-35-14	17,838
75	Mar. 23 @	Chicago	2-1	W	26-35-14	13,133
76	Mar. 24 @	Minnesota	1-4	L	26-36-14	18,568
77	Mar. 27 @	San Jose	1-3	L	26-37-14	17,496
78	Mar. 29	VANCOUVER	2-4	L	26-38-14	17,916
79	Apr. 1 @	San Jose	2-6	L	26-39-14	17,496
80	Apr. 3 @	Vancouver	2-4	L	26-40-14	18,630
81	Apr. 5 @	Phoenix	2-3	L	26-41-14	15,965
82	Apr. 7	PHOENIX	3-2	W	27-41-14	18,118+

*overtime **shootout +home sellout

KINGS 2007-08 SEASON IN REVIEW

Record: 32-43-7 (71 points)
Pacific Division Finish: 5th

General Manager: Dean Lombardi
Head Coach: Marc Crawford
Captain: Rob Blake

SCORING

PLAYER	GP	G	A	PTS	PIM
Anze Kopitar	82	32	45	77	22
Alexander Frolov	71	23	44	67	22
Dustin Brown	78	33	27	60	55
Patrick O'Sullivan	82	22	31	53	36
Michael Cammalleri	63	19	28	47	30
Lubomir Visnovsky	82	8	33	41	34
Derek Armstrong	77	8	27	35	63
Rob Blake	71	9	22	31	98
Ladislav Nagy	38	9	17	26	18
Tom Preissing	77	8	16	24	16
Michal Handzus	82	7	14	21	45
Brad Stuart	63	5	16	21	67
Kyle Calder	65	7	13	20	18
Brian Willsie	53	4	8	12	30
Jack Johnson	74	3	8	11	76
Matt Moulson	22	5	4	9	4
Raitis Ivanans	73	6	2	8	134
Scott Thornton	47	5	3	8	39
Kevin Dallman	34	3	4	7	4
Jaroslav Modry	61	1	5	6	42
Jeff Giuliano	53	0	6	6	14
Brian Boyle	8	4	1	5	4
Peter Harrold	25	2	3	5	2
Teddy Purcell	10	1	2	3	0
Matt Ellis	19	1	1	2	14
Brady Murray	4	1	0	1	6
John Zeiler	36	0	1	1	23
Lauri Tukonen	1	0	0	0	0
Daniel Taylor	1	0	0	0	0
Gabe Gauthier	3	0	0	0	0
Jonathan Quick	3	0	0	0	0
Jonathan Bernier	4	0	0	0	0
Dan Cloutier	9	0	0	0	2
Erik Ersberg	14	0	0	0	0
Jean-Sebastien Aubin	19	0	0	0	0
Jon Klemm	22	0	0	0	10
Jason LaBarbera	45	0	0	0	2
Shootout Goals/Team PIM		5		5	24
Team Totals	**82**	**231**	**381**	**612**	**954**

GOALTENDER	GP	MIN	GA	SO	EN	SA	S%	AVG	W-L-OT
Erik Ersberg	14	799	33	2	1	452	.927	2.48	6-5-3
Jason LaBarbera	45	2,421	121	1	3	1,341	.910	3.00	17-23-2
Jean-Sebastien Aubin	19	828	44	0	3	385	.886	3.19	5-6-1
Dan Cloutier	9	489	28	0	1	247	.887	3.44	2-4-1
Jonathan Quick	3	141	9	0	0	62	.855	3.83	1-2-0
Jonathan Bernier	4	238	16	0	2	118	.864	4.03	1-3-0
Daniel Taylor	1	20	2	0	0	10	.800	6.00	0-0-0
Empty Net Goals			10			10			
Shootout Goals Allowed			3						
Team Totals	**82**	**4,977**	**266**	**3**	**10**	**2,625**	**.900#**	**3.17#**	**32-43-7**

#Shootout Goals Allowed are not included in the Team Save Percentage and Team Goals Against Average.

RESULTS

1	Sept. 29	ANAHEIM^	4-1	W	1-0-0	17,551
2	Sept. 30 @	Anaheim^	1-4	L	1-1-0	17,300
3	Oct. 6	ST. LOUIS	3-5	L	1-2-0	18,118+
4	Oct. 10 @	Dallas	1-5	L	1-3-0	16,129
5	Oct. 12	BOSTON	6-8	L	1-4-0	17,064
6	Oct. 14	DETROIT	1-4	L	1-5-0	17,215
7	Oct. 16	MINNESOTA	4-3	W**	2-5-0	14,239
8	Oct. 18 @	Calgary	3-4	L	2-6-0	19,289
9	Oct. 19 @	Vancouver	4-2	W	3-6-0	18,630
10	Oct. 23	NASHVILLE	6-0	W	4-6-0	14,026
11	Oct. 25	DALLAS	2-1	W	5-6-0	14,559
12	Oct. 27	EDMONTON	4-1	W	6-6-0	16,173
13	Oct. 31	COLUMBUS	1-4	L	6-7-0	11,491
14	Nov. 2 @	San Jose	5-2	W	7-7-0	17,496
15	Nov. 3	SAN JOSE	1-3	L	7-8-0	18,118+
16	Nov. 10	DALLAS	6-5	W*	8-8-0	18,118+
17	Nov. 13 @	Anaheim	3-4	O**	8-8-1	17,174
18	Nov. 15	ANAHEIM	3-6	L	8-9-1	18,118+
19	Nov. 17	PHOENIX	0-1	L	8-10-1	15,659
20	Nov. 19 @	Dallas	0-3	L	8-11-1	17,208
21	Nov. 21 @	Phoenix	1-4	L	8-12-1	12,161
22	Nov. 24 @	San Jose	2-1	W	9-12-1	17,496
23	Nov. 25 @	Anaheim	2-3	L	9-13-1	17,174
24	Nov. 28 @	San Jose	3-2	W**	10-13-1	17,071
25	Dec. 1	COLORADO	2-5	L	10-14-1	17,297
26	Dec. 3	EDMONTON	3-4	O**	10-14-2	14,193
27	Dec. 5 @	Phoenix	1-4	L	10-15-2	11,401
28	Dec. 6	BUFFALO	8-2	W	11-15-2	15,980
29	Dec. 8	PHOENIX	2-4	L	11-16-2	16,053
30	Dec. 10	VANCOUVER	4-2	W	12-16-2	15,087
31	Dec. 12 @	Chicago	3-6	L	12-17-2	12,534
32	Dec. 13 @	Dallas	1-4	L	12-18-2	17,913
33	Dec. 15	MINNESOTA	1-2	L	12-19-2	16,648
34	Dec. 17	COLORADO	2-4	L	12-20-2	16,647
35	Dec. 19 @	Detroit	2-6	L	12-21-2	19,516
36	Dec. 21 @	Columbus	1-2	L	12-22-2	14,034
37	Dec. 22 @	Nashville	3-4	L	12-23-2	15,698
38	Dec. 26	SAN JOSE	2-3	L	12-24-2	18,118+
39	Dec. 29 @	Colorado	3-1	W	13-24-2	17,256
40	Dec. 30 @	Chicago	3-2	W*	14-24-2	21,715
41	Jan. 1	CHICAGO	9-2	W	15-24-2	16,916
42	Jan. 3	COLUMBUS	3-4	L	15-25-2	14,173
43	Jan. 5	CALGARY	4-6	L	15-26-2	18,118+
44	Jan. 8	NASHVILLE	0-7	L	15-27-2	14,751
45	Jan. 10	TORONTO	5-2	W	16-27-2	18,118+
46	Jan. 12	DALLAS	4-3	W**	17-27-2	16,916
47	Jan. 15 @	Edmonton	3-1	W	18-27-2	16,839
48	Jan. 18 @	Calgary	1-6	L	18-28-2	19,289
49	Jan. 19 @	Vancouver	4-3	W	19-28-2	18,630
50	Jan. 22	DETROIT	0-3	L	19-29-2	18,118+
51	Jan. 24	ANAHEIM	3-1	W	20-29-2	18,118+
52	Jan. 29 @	Philadelphia	2-3	O*	20-29-3	19,127
53	Jan. 31 @	NY Islanders	3-1	W	21-29-3	10,148
54	Feb. 2 @	New Jersey	3-6	L	21-30-3	15,279
55	Feb. 5 @	NY Rangers	4-2	W	22-30-3	18,200
56	Feb. 7 @	Detroit	5-3	W	23-30-3	18,852
57	Feb. 9 @	Pittsburgh	2-4	L	23-31-3	17,034
58	Feb. 10 @	Columbus	3-2	W**	24-31-3	15,823
59	Feb. 12 @	St. Louis	2-4	L	24-32-3	15,688
60	Feb. 15	CALGARY	6-3	W	25-32-3	18,118+
61	Feb. 16 @	Phoenix	3-4	L	25-33-3	17,997
62	Feb. 18	PHOENIX	0-4	L	25-34-3	16,617
63	Feb. 21	ST. LOUIS	5-1	W	26-34-3	14,132
64	Feb. 23	CHICAGO	5-6	O*	26-34-4	18,118+
65	Feb. 28 @	Edmonton	4-5	L	26-35-4	16,839
66	Mar. 1 @	Colorado	2-5	L	26-36-4	18,007
67	Mar. 2 @	Minnesota	1-2	O*	26-36-5	18,568
68	Mar. 4 @	St. Louis	2-3	L	26-37-5	14,973
69	Mar. 6	OTTAWA	2-0	W	27-37-5	17580
70	Mar. 8	MONTREAL	2-5	L	27-38-5	18,118+
71	Mar. 10	VANCOUVER	1-2	O*	27-38-6	14,653
72	Mar. 13 @	Nashville	4-1	W	28-38-6	15,853
73	Mar. 15 @	Minnesota	0-2	L	28-39-6	18,568
74	Mar. 18	SAN JOSE	1-2	L	28-40-6	16,784
75	Mar. 20 @	Phoenix	6-5	W**	29-40-6	14,852
76	Mar. 22 @	Dallas	4-2	W	30-40-6	18,532
77	Mar. 26 @	Anaheim	1-2	O**	30-40-7	17,331
78	Mar. 27	PHOENIX	4-0	W	31-40-7	17,331
79	Mar. 29	DALLAS	2-7	L	31-41-7	17,849
80	Apr. 1 @	San Jose	2-5	L	31-42-7	17,496
81	Apr. 3	SAN JOSE	4-2	W	32-42-7	17,759
82	Apr. 5	ANAHEIM	3-4	L	32-43-7	18,118+

*overtime **shootout +home sellout ^Games played in London, England

KINGS 2008-09 SEASON IN REVIEW

Record: 34-37-11 (79 points)
Pacific Division Finish: 5th

General Manager: Dean Lombardi
Head Coach: Terry Murray
Captain: Dustin Brown

SCORING

PLAYER	GP	G	A	PTS	PIM
Anze Kopitar	82	27	39	66	32
Alexander Frolov	77	32	27	59	30
Dustin Brown	80	24	29	53	64
Michal Handzus	82	18	24	42	32
Jarret Stoll	74	18	23	41	68
Kyle Quincey	72	4	34	38	63
Patrick O'Sullivan	62	14	23	37	16
Kyle Calder	74	8	19	27	41
Drew Doughty	81	6	21	27	56
Wayne Simmonds	82	9	14	23	73
Teddy Purcell	40	4	12	16	4
Oscar Moller	40	7	8	15	16
Matt Greene	82	2	12	14	111
Peter Harrold	69	4	8	12	28
Sean O'Donnell	82	0	12	12	71
Jack Johnson	41	6	5	11	46
Derek Armstrong	56	5	4	9	63
Tom Preissing	22	3	4	7	6
Brian Boyle	28	4	1	5	42
Brad Richardson	31	0	5	5	11
Denis Gauthier	65	2	2	4	90
Justin Williams	12	1	3	4	8
Trevor Lewis	6	1	2	3	0
Davis Drewiske	17	0	3	3	18
Raitis Ivanans	76	2	0	2	145
Matt Moulson	7	1	0	1	2
John Zeiler	27	0	1	1	42
Jonathan Quick	44	0	1	1	0
Kevin Westgarth	9	0	0	0	9
Jason LaBarbera	19	0	0	0	2
Erik Ersberg	28	0	0	0	2
Shootout Goals/Team PIM		5		5	16
Team Totals	**82**	**207**	**336**	**543**	**1,207**

GOALTENDER	GP	MIN	GA	SO	EN	SA	S%	AVG	W-L-OT
Jonathan Quick	44	2,495	103	4	6	1,200	.914	2.48	21-18-2
Erik Ersberg	28	1,477	65	0	4	651	.900	2.64	8-11-5
Jason LaBarbera	19	995	47	2	1	439	.893	2.83	5-8-4
Empty Net Goals			11			11			
Shootout Goals Allowed			8						
Team Totals	**82**	**5,002**	**234**	**6**	**11**	**2,301**	**.902#**	**2.71#**	**34-37-11**

#Shootout Goals Allowed are not included in the Team Save Percentage and Team Goals Against Average.

RESULTS

1	Oct. 11 @	San Jose	1-3	L	0-1-0	17,496
2	Oct. 12	SAN JOSE	0-1	L	0-2-0	18,118+
3	Oct. 14	ANAHEIM	6-3	W	1-2-0	14,451
4	Oct. 17	CAROLINA	4-3	W*	2-2-0	14,194
5	Oct. 20	COLORADO	3-4	L	2-3-0	13,891
6	Oct. 24 @	St. Louis	4-0	W	3-3-0	19,150
7	Oct. 25 @	Nashville	4-5	L	3-4-0	14,704
8	Oct. 27	DETROIT	3-4	O**	3-4-1	17,671
9	Oct. 30	VANCOUVER	0-4	L	3-5-1	13,652
10	Nov. 1	CALGARY	2-3	L	3-6-1	16,279
11	Nov. 4	ANAHEIM	0-1	O*	3-6-2	14,327
12	Nov. 6	FLORIDA	3-2	W	4-6-2	11,267
13	Nov. 8	ST. LOUIS	5-3	W	5-6-2	17,182
14	Nov. 11	DALLAS	3-2	W**	6-6-2	13,823
15	Nov. 13 @	Dallas	3-2	W	7-6-2	17,675
16	Nov. 15	NASHVILLE	1-3	L	7-7-2	14,135
17	Nov. 16 @	Anaheim	0-2	L	7-8-2	17,174
18	Nov. 20	WASHINGTON	5-2	W	8-8-2	17,428
19	Nov. 22	COLORADO	3-4	O**	8-8-3	18,118+
20	Nov. 25 @	Calgary	2-6	L	8-9-3	19,289
21	Nov. 26 @	Edmonton	2-1	W	9-9-3	16,839
22	Nov. 29	CHICAGO	5-2	W	10-9-3	16,147
23	Dec. 1	TORONTO	1-3	L	10-10-3	15,052
24	Dec. 2 @	Phoenix	2-4	L	10-11-3	11,473
25	Dec. 5	EDMONTON	4-5	O**	10-11-4	14,920
26	Dec. 6	COLUMBUS	3-0	W	11-11-4	15,235
27	Dec. 9 @	Colorado	1-6	L	11-12-4	14,122
28	Dec. 11	ST. LOUIS	6-2	W	12-12-4	13,851
29	Dec. 13	MINNESOTA	3-1	W	13-12-4	14,857
30	Dec. 15	SAN JOSE	2-3	O**	13-12-5	16,005
31	Dec. 17	NY RANGERS	2-3	O*	13-12-6	17,166
32	Dec. 19 @	Buffalo	0-5	L	13-13-6	18,147
33	Dec. 20 @	Detroit	4-6	L	13-14-6	19,784
34	Dec. 23 @	Columbus	3-0	W	14-14-6	15,145
35	Dec. 26	PHOENIX	1-2	L	14-15-6	18,118+
36	Dec. 27 @	Phoenix	4-0	W	15-15-6	16,199
37	Dec. 29	COLUMBUS	0-2	L	15-16-6	18,118+
38	Jan. 3	PHILADELPHIA	2-1	W**	16-16-6	18,118+
39	Jan. 6 @	Anaheim	1-3	L	16-17-6	17,174
40	Jan. 8	ANAHEIM	4-3	W	17-17-6	18,118+
41	Jan. 10	NEW JERSEY	1-5	L	17-18-6	18,118+
42	Jan. 12	TAMPA BAY	1-3	L	17-19-6	16,511
43	Jan. 15	DETROIT	0-4	L	17-20-6	18,118+
44	Jan. 17 @	Dallas	2-3	O**	17-20-7	18,532
45	Jan. 20 @	Minnesota	5-2	W	18-20-7	18,568
46	Jan. 21 @	Colorado	6-5	W	19-20-7	13,289
47	Jan. 29	CHICAGO	5-2	W	20-20-7	18,118+
48	Jan. 31 @	Montreal	3-4	L	20-21-7	21,273
49	Feb. 3 @	Ottawa	1-0	W	21-21-7	18,054
50	Feb. 5 @	Washington	5-4	W	22-21-7	18,277
51	Feb. 7 @	New Jersey	3-1	W	23-21-7	17,056
52	Feb. 10 @	NY Islanders	4-3	W**	24-21-7	12,330
53	Feb. 12	CALGARY	0-2	L	24-22-7	17,286
54	Feb. 14	EDMONTON	2-3	O**	24-22-8	18,118+
55	Feb. 16	ATLANTA	6-7	O**	24-22-9	18,118+
56	Feb. 18 @	Anaheim	4-3	W	25-22-9	17,089
57	Feb. 19 @	San Jose	2-4	L	25-23-9	17,496
58	Feb. 21	PHOENIX	3-6	L	25-24-9	17,177
59	Feb. 24 @	Minnesota	2-1	W**	26-24-9	18,568
60	Feb. 25 @	Philadelphia	0-2	L	26-25-9	19,568
61	Feb. 27 @	Detroit	1-2	L	26-26-9	20,066
62	Mar. 1 @	Chicago	2-4	L	26-27-9	21,386
63	Mar. 3 @	Columbus	4-5	L	26-28-9	15,049
64	Mar. 5	DALLAS	5-4	W*	27-28-9	17,430
65	Mar. 7	MINNESOTA	4-3	W	28-28-9	18,118+
66	Mar. 9	VANCOUVER	3-2	W	29-28-9	16,995
67	Mar. 13 @	Vancouver	2-4	L	29-29-9	18,630
68	Mar. 14 @	San Jose	1-2	O**	29-29-10	17,496
69	Mar. 16	NASHVILLE	3-4	L	29-30-10	17,810
70	Mar. 19 @	Boston	3-2	W*	30-30-10	17,565
71	Mar. 20 @	Pittsburgh	1-4	L	30-31-10	17,132
72	Mar. 22 @	Chicago	1-4	L	30-32-10	21,629
73	Mar. 24 @	St. Louis	0-2	L	30-33-10	19,150
74	Mar. 26 @	Dallas	1-0	W**	31-33-10	16,908
75	Mar. 28 @	Nashville	3-4	O*	31-33-11	17,113
76	Mar. 31	DALLAS	2-3	L	31-34-11	17,648
77	Apr. 2 @	Phoenix	1-2	L	31-35-11	13,177
78	Apr. 4	PHOENIX	6-1	W	32-35-11	18,118+
79	Apr. 6 @	Calgary	1-4	L	32-36-11	19,289
80	Apr. 7 @	Edmonton	2-1	W	33-36-11	16,839
81	Apr. 9 @	Vancouver	0-1	L	33-37-11	18,630
82	Apr. 11	SAN JOSE	4-3	W	34-37-11	18,118+

*overtime **shootout +home sellout

KINGS 2009-10 SEASON IN REVIEW

Record: 46-27-9 (101 points)
Pacific Division Finish: 3rd

General Manager: Dean Lombardi
Head Coach: Terry Murray
Captain: Dustin Brown

SCORING

PLAYER	GP	G	A	PTS	PIM
Anze Kopitar	82	34	47	81	16
Drew Doughty	82	16	43	59	54
Dustin Brown	82	24	32	56	41
Ryan Smyth	67	22	31	53	42
Alexander Frolov	81	19	32	51	26
Jarret Stoll	73	16	31	47	40
Michal Handzus	81	20	22	42	38
Wayne Simmonds	78	16	24	40	116
Jack Johnson	80	8	28	36	48
Justin Williams	49	10	19	29	39
Brad Richardson	81	11	16	27	37
Scott Parse	59	11	13	24	22
Randy Jones	48	5	16	21	28
Sean O'Donnell	78	3	12	15	70
Rob Scuderi	73	0	11	11	21
Matt Greene	75	2	7	9	83
Davis Drewiske	42	1	7	8	14
Oscar Moller	34	4	3	7	4
Teddy Purcell	41	3	3	6	4
Fredrik Modin	20	3	2	5	14
Peter Harrold	39	1	2	3	8
Brandon Segal	25	1	1	2	20
Rich Clune	14	0	2	2	26
Jeff Halpern	16	0	2	2	12
Corey Elkins	3	1	0	1	0
Jonathan Bernier	3	0	1	1	0
Jonathan Quick	72	0	1	1	2
Marc-Andre Cliche	1	0	0	0	0
Andrei Loktionov	1	0	0	0	0
Brayden Schenn	1	0	0	0	0
Alec Martinez	4	0	0	0	2
Trevor Lewis	5	0	0	0	0
Erik Ersberg	11	0	0	0	0
Raitis Ivanans	61	0	0	0	136
Shootout Goals/Team PIM		10		10	16
Team Totals	**82**	**241**	**408**	**649**	**979**

GOALTENDER	GP	MIN	GA	SO	EN	SA	S%	AVG	W-L-OT
Jonathan Bernier	3	185	4	1	0	94	.957	1.30	3-0-0
Erik Ersberg	11	551	22	0	0	234	.906	2.40	4-3-2
Jonathan Quick	72	4,258	180	4	5	1,927	.907	2.54	39-24-7
Empty Net Goals			5			5			
Shootout Goals Allowed			8						
Team Totals	**82**	**5,020**	**219**	**5**	**5**	**2,260**	**.907#**	**2.52#**	**46-27-9**

#Shootout Goals Allowed are not included in the Team Save Percentage and Team Goals Against Average.

RESULTS

1	Oct. 3	PHOENIX	3-6	L	0-1-0	18,118+
2	Oct. 6	SAN JOSE	6-4	W	1-1-0	15,035
3	Oct. 8	MINNESOTA	6-3	W	2-1-0	14,995
4	Oct. 10 @	St. Louis	2-1	W	3-1-0	19,150
5	Oct. 12 @	NY Islanders	2-1	W	4-1-0	12,145
6	Oct. 14 @	NY Rangers	2-4	L	4-2-0	18,200
7	Oct. 15 @	Detroit	2-5	L	4-3-0	17,782
8	Oct. 17 @	Columbus	1-4	L	4-4-0	15,251
9	Oct. 19 @	Dallas	4-1	W	5-4-0	16,210
10	Oct. 22	DALLAS	5-4	W*	6-4-0	15,025
11	Oct. 24 @	Phoenix	5-3	W	7-4-0	7,968
12	Oct. 25	COLUMBUS	6-2	W	8-4-0	15,820
13	Oct. 28 @	San Jose	1-2	O**	8-4-1	17,562
14	Oct. 29	VANCOUVER	1-2	O**	8-4-2	16,838
15	Nov. 2 @	Phoenix	5-3	W	9-4-2	5,855
16	Nov. 5	PITTSBURGH	5-2	W	10-4-2	18,118+
17	Nov. 7	NASHVILLE	1-3	L	10-5-2	15,237
18	Nov. 9 @	Chicago	1-4	L	10-6-2	20,293
19	Nov. 11 @	Carolina	5-2	W	11-6-2	13,510
20	Nov. 13 @	Atlanta	0-7	L	11-7-2	15,638
21	Nov. 14 @	Tampa Bay	2-1	W**	12-7-2	16,612
22	Nov. 16 @	Florida	4-3	W**	13-7-2	12,502
23	Nov. 18	PHILADELPHIA	2-3	L	13-8-2	17,821
24	Nov. 21	CALGARY	2-5	L	13-9-2	16,336
25	Nov. 25 @	Edmonton	3-1	W	14-9-2	16,839
26	Nov. 26 @	Vancouver	1-4	L	14-10-2	18,810
27	Nov. 28	CHICAGO	2-1	W**	15-10-2	18,118+
28	Dec. 1 @	Anaheim	4-3	W	16-10-2	14,231
29	Dec. 3	OTTAWA	6-3	W	17-10-2	14,997
30	Dec. 5	ST. LOUIS	4-5	O**	17-10-3	17,519
31	Dec. 7	CALGARY	2-1	W	18-10-3	13,853
32	Dec. 9 @	San Jose	5-4	W*	19-10-3	17,562
33	Dec. 10	PHOENIX	3-2	W**	20-10-3	15,259
34	Dec. 12	DALLAS	3-2	W**	21-10-3	18,118+
35	Dec. 14 @	Vancouver	1-3	L	21-11-3	18,810
36	Dec. 15 @	Edmonton	3-2	W	22-11-3	16,839
37	Dec. 17 @	Calgary	1-2	L	22-12-3	19,289
38	Dec. 26 @	Phoenix	2-3	L	22-13-3	16,131
39	Dec. 28	MINNESOTA	3-4	L	22-14-3	18,118+
40	Dec. 30 @	Calgary	1-2	L	22-15-3	19,289
41	Dec. 31 @	Minnesota	5-2	W	23-15-3	18,504
42	Jan. 2	WASHINGTON	2-1	W	24-15-3	18,118+
43	Jan. 4 @	San Jose	6-2	W	25-15-3	17,562
44	Jan. 7	DETROIT	1-2	L	25-16-3	18,118+
45	Jan. 9	ST. LOUIS	3-4	L	25-17-3	18,118+
46	Jan. 11	SAN JOSE	1-2	L	25-18-3	17,821
47	Jan. 14	ANAHEIM	4-0	W	26-18-3	18,118+
48	Jan. 16	BOSTON	4-3	W**	27-18-3	18,118+
49	Jan. 19	SAN JOSE	1-5	L	27-19-3	16,212
50	Jan. 21	BUFFALO	4-3	W**	28-19-3	16,884
51	Jan. 23 @	Detroit	3-2	W	29-19-3	20,066
52	Jan. 26 @	Toronto	5-3	W	30-19-3	19,322
53	Jan. 28 @	Columbus	4-1	W	31-19-3	13,709
54	Jan. 30 @	Boston	3-2	W**	32-19-3	17,565
55	Jan. 31 @	New Jersey	3-2	W	33-19-3	17,625
56	Feb. 2	NY RANGERS	2-1	W	34-19-3	18,118+
57	Feb. 4	ANAHEIM	6-4	W	35-19-3	18,118+
58	Feb. 6	DETROIT	4-3	W	36-19-3	18,118+
59	Feb. 8 @	Anaheim	2-4	L	36-20-3	16,033
60	Feb. 11	EDMONTON	2-3	O**	36-20-4	18,118+
61	Feb. 13	COLORADO	3-0	W	37-20-4	18,118+
62	Mar. 2 @	Dallas	5-1	W	38-20-4	15,571
63	Mar. 4 @	Nashville	2-4	L	38-21-4	15,653
64	Mar. 6	MONTREAL	2-4	L	38-22-4	18,118+
65	Mar. 8	COLUMBUS	6-0	W	39-22-4	17,524
66	Mar. 10 @	Chicago	2-3	O*	39-22-5	21,850
67	Mar. 12 @	Dallas	2-1	W**	40-22-5	16,651
68	Mar. 14	NASHVILLE	2-3	L	40-23-5	18,118+
69	Mar. 18	CHICAGO	0-3	L	40-24-5	18118+
70	Mar. 20	NY ISLANDERS	1-0	W	41-24-5	18,118+
71	Mar. 22	COLORADO	4-3	W*	42-24-5	17,845
72	Mar. 24 @	Colorado	3-4	O**	42-24-6	13,667
73	Mar. 25 @	St. Louis	1-3	L	42-25-6	19,150
74	Mar. 27	DALLAS	1-4	L	42-26-6	18,118+
75	Mar. 29 @	Minnesota	2-3	L	42-27-6	18,284
76	Mar. 30 @	Nashville	2-0	W	43-27-6	14,433
77	Apr. 1	VANCOUVER	8-3	W	44-27-6	18,118+
78	Apr. 3	ANAHEIM	1-2	O**	44-27-7	18,118+
79	Apr. 6 @	Anaheim	5-4	W**	45-27-7	16,278
80	Apr. 8	PHOENIX	2-3	O**	45-27-8	18,118+
81	Apr. 10	EDMONTON	3-4	O**	45-27-9	18,118+
82	Apr. 11 @	Colorado	2-1	W*	46-27-9	15,674

*overtime **shootout +home sellout

KINGS 2010-11 SEASON IN REVIEW

Record: 46-30-6 (98 points)
Pacific Division Finish: 4th

General Manager: Dean Lombardi
Head Coach: Terry Murray
Captain: Dustin Brown

SCORING

PLAYER	GP	G	A	PTS	PIM
Anze Kopitar	75	25	48	73	20
Dustin Brown	82	28	29	57	67
Justin Williams	73	22	35	57	59
Ryan Smyth	82	23	24	47	35
Jarret Stoll	82	20	23	43	42
Jack Johnson	82	5	37	42	44
Drew Doughty	76	11	29	40	68
Wayne Simmonds	80	14	16	30	75
Michal Handzus	82	12	18	30	20
Brad Richardson	68	7	12	19	47
Alec Martinez	60	5	11	16	18
Alexei Ponikarovsky	61	5	10	15	36
Rob Scuderi	82	2	13	15	16
Kyle Clifford	76	7	7	14	141
Trevor Lewis	72	3	10	13	6
Matt Greene	71	2	9	11	70
Willie Mitchell	57	5	5	10	21
Marco Sturm	17	4	5	9	17
Andrei Loktionov	19	4	3	7	2
Dustin Penner	19	2	4	6	2
Davis Drewiske	38	0	5	5	19
Scott Parse	5	1	3	4	0
Oscar Moller	13	1	3	4	2
Peter Harrold	19	1	3	4	4
Kevin Westgarth	56	0	3	3	105
Brayden Schenn	8	0	2	2	0
Jonathan Quick	61	0	2	2	0
Jake Muzzin	11	0	1	1	0
John Zeiler	4	0	0	0	0
Dwight King	6	0	0	0	2
Jonathan Bernier	25	0	0	0	0
Shootout Goals/Team PIM		10		10	24
Team Totals	**82**	**219**	**370**	**589**	**962**

GOALTENDER	GP	MIN	GA	SO	EN	SA	S%	AVG	W-L-OT
Jonathan Quick	61	3,591	134	6	4	1,631	.918	2.24	35-22-3
Jonathan Bernier	25	1,378	57	3	1	652	.913	2.48	11-8-3
Empty Net Goals			5			5			
Shootout Goals Allowed			2						
Team Totals	**82**	**4,994**	**198**	**9**	**5**	**2,288**	**.914#**	**2.35#**	**46-30-6**

#Shootout Goals Allowed are not included in the Team Save Percentage and Team Goals Against Average.

RESULTS

1	Oct. 9 @	Vancouver	2-1	W**	1-0-0	18,860	42	Jan. 10	TORONTO	2-3	L	23-18-1	17,834
2	Oct. 10 @	Calgary	1-3	L	1-1-0	19,289	43	Jan. 13	ST. LOUIS	1-3	L	23-19-1	17,932
3	Oct. 12	ATLANTA	3-1	W	2-1-0	18,118+	44	Jan. 15	EDMONTON	5-2	W	24-19-1	18,118+
4	Oct. 15	VANCOUVER	4-1	W	3-1-0	18,118+	45	Jan. 17 @	Dallas	1-2	L	24-20-1	14,163
5	Oct. 20	CAROLINA	4-3	W	4-1-0	17,769	46	Jan. 18 @	St. Louis	1-2	L	24-21-1	19,150
6	Oct. 21 @	Phoenix	2-4	L	4-2-0	6,706	47	Jan. 20	PHOENIX	0-2	L	24-22-1	18,118+
7	Oct. 23 @	Colorado	6-4	W	5-2-0	15,478	48	Jan. 22 @	Phoenix	4-3	W	25-22-1	13,210
8	Oct. 25 @	Minnesota	3-2	W**	6-2-0	17,094	49	Jan. 24	BOSTON	2-0	W	26-22-1	18,118+
9	Oct. 27 @	Chicago	1-3	L	6-3-0	20,667	50	Jan. 26	SAN JOSE	3-2	W**	27-22-1	18,118+
10	Oct. 28 @	Dallas	5-2	W	7-3-0	11,306	51	Feb. 1 @	Minnesota	0-1	O**	27-22-2	17,504
11	Oct. 30	NEW JERSEY	3-1	W	8-3-0	18,118+	52	Feb. 2 @	Edmonton	3-1	W	28-22-2	16,839
12	Nov. 4	TAMPA BAY	1-0	W	9-3-0	18,118+	53	Feb. 5 @	Calgary	4-3	W**	29-22-2	19,289
13	Nov. 6	NASHVILLE	4-1	W	10-3-0	18,118+	54	Feb. 10 @	Pittsburgh	1-2	O*	29-22-3	18,208
14	Nov. 11	DALLAS	3-1	W	11-3-0	18,118+	55	Feb. 12 @	Washington	4-1	W	30-22-3	18,398
15	Nov. 13	NY ISLANDERS	5-1	W	12-3-0	18,118+	56	Feb. 13 @	Philadelphia	1-0	W	31-22-3	19,724
16	Nov. 15 @	San Jose	3-6	L	12-4-0	17,562	57	Feb. 16 @	Columbus	4-3	W**	32-22-3	12,442
17	Nov. 17	COLUMBUS	3-5	L	12-5-0	18,118+	58	Feb. 17 @	NY Rangers	3-4	O**	32-22-4	18,200
18	Nov. 19 @	Buffalo	2-4	L	12-6-0	18,418	59	Feb. 19 @	NY Islanders	0-3	L	32-23-4	13,119
19	Nov. 20 @	Boston	4-3	W**	13-6-0	17,565	60	Feb. 23 @	Anaheim	3-2	W	33-23-4	17,174
20	Nov. 22 @	Ottawa	2-3	L	13-7-0	18,315	61	Feb. 24	MINNESOTA	4-2	W	34-23-4	18,118+
21	Nov. 24 @	Montreal	1-4	L	13-8-0	21,273	62	Feb. 26	COLORADO	4-3	W	35-23-4	18,118+
22	Nov. 27	CHICAGO	1-2	L	13-9-0	18,118+	63	Feb. 28	DETROIT	4-7	L	35-24-4	18,118+
23	Nov. 29 @	Anaheim	0-2	L	13-10-0	17,174	64	Mar. 3	PHOENIX	1-0	W	36-24-4	18,118+
24	Dec. 2	FLORIDA	3-2	W	14-10-0	17,720	65	Mar. 5	VANCOUVER	1-3	L	36-25-4	18,118+
25	Dec. 4	DETROIT	3-2	W*	15-10-0	18,118+	66	Mar. 7	DALLAS	3-4	O*	36-25-5	18,118+
26	Dec. 9	CALGARY	2-1	W	16-10-0	18,118+	67	Mar. 9 @	Detroit	2-1	W	37-25-5	20,066
27	Dec. 11	MINNESOTA	2-3	O*	16-10-1	18,118+	68	Mar. 11 @	Columbus	4-2	W	38-25-5	15,605
28	Dec. 13 @	Detroit	5-0	W	17-10-1	17,810	69	Mar. 13 @	Dallas	3-2	W	39-25-5	15,627
29	Dec. 16 @	St. Louis	4-6	L	17-11-1	19,150	70	Mar. 15 @	Nashville	4-2	W	40-25-5	15,761
30	Dec. 18 @	Nashville	6-1	W	18-11-1	16,734	71	Mar. 17	ST. LOUIS	0-4	L	40-26-5	18,118+
31	Dec. 19 @	Chicago	2-3	L	18-12-1	21,523	72	Mar. 19	ANAHEIM	1-2	O*	40-26-6	18,118+
32	Dec. 21 @	Colorado	5-0	W	19-12-1	15,891	73	Mar. 21	CALGARY	2-1	W**	41-26-6	18,118+
33	Dec. 23	EDMONTON	3-2	W**	20-12-1	18,118+	74	Mar. 24	SAN JOSE	4-3	W**	42-26-6	18,118+
34	Dec. 26	ANAHEIM	4-1	W	21-12-1	18,313+	75	Mar. 26	COLORADO	4-1	W	43-26-6	18,118+
35	Dec. 27 @	San Jose	4-0	W	22-12-1	17,562	76	Mar. 29 @	Edmonton	2-0	W	44-26-6	16,839
36	Dec. 29 @	Phoenix	3-6	L	22-13-1	15,153	77	Mar. 31 @	Vancouver	1-3	L	44-27-6	18,860
37	Dec. 30	PHILADELPHIA	4-7	L	22-14-1	18,118+	78	Apr. 2	DALLAS	3-1	W	45-27-6	18,118+
38	Jan. 1	SAN JOSE	0-1	L	22-15-1	18,118+	79	Apr. 4 @	San Jose	1-6	L	45-28-6	17,562
39	Jan. 3	CHICAGO	3-4	L	22-16-1	17,916	80	Apr. 6	PHOENIX	3-2	W**	46-28-6	18,118+
40	Jan. 6	NASHVILLE	2-5	L	22-17-1	17,823	81	Apr. 8 @	Anaheim	1-2	L	46-29-6	17,587
41	Jan. 8	COLUMBUS	6-4	W	23-17-1	18,118+	82	Apr. 9	ANAHEIM	1-3	L	46-30-6	18,203+

*overtime **shootout +home sellout

KINGS 2011-12 SEASON IN REVIEW

Record: 40-27-15 (95 points)
Pacific Division Finish: 3rd

Head Coach: Terry Murray (13-12-4)/ John Stevens (2-2-0)/ Darryl Sutter (25-13-11)

General Manager: Dean Lombardi

Captain: Dustin Brown

SCORING

PLAYER	GP	G	A	PTS	PIM
Anze Kopitar	82	25	51	76	20
Justin Williams	82	22	37	59	44
Dustin Brown	82	22	32	54	53
Mike Richards	74	18	26	44	71
Drew Doughty	77	10	26	36	69
Jack Johnson	61	8	16	24	24
Willie Mitchell	76	5	19	24	44
Jarret Stoll	78	6	15	21	60
Slava Voynov	54	8	12	20	12
Simon Gagne	34	7	10	17	18
Dustin Penner	65	7	10	17	43
Matt Greene	82	4	11	15	58
Dwight King	27	5	9	14	10
Alec Martinez	51	6	6	12	8
Kyle Clifford	81	5	7	12	123
Jeff Carter	16	6	3	9	2
Rob Scuderi	82	1	8	9	16
Brad Richardson	59	5	3	8	30
Colin Fraser	67	2	6	8	67
Andrei Loktionov	39	3	4	7	2
Trevor Lewis	72	3	4	7	26
Trent Hunter	38	2	5	7	8
Jordan Nolan	26	2	2	4	28
Ethan Moreau	28	1	3	4	20
Davis Drewiske	9	2	0	2	2
Scott Parse	9	2	0	2	14
Kevin Westgarth	25	1	1	2	39
Jonathan Quick	69	0	2	2	6
Jonathan Bernier	16	0	0	0	0
Shootout Goals/Team PIM		6		6	6
Team Totals	**82**	**194**	**328**	**522**	**923**

GOALTENDER	GP	MIN	GA	SO	EN	SA	S%	AVG	W-L-OT
Jonathan Quick	69	4,099	133	10	1	1,863	.929	1.95	35-21-13
Jonathan Bernier	16	890	35	1	1	383	.909	2.36	5-6-2
Empty Net Goals			2			2			
Shootout Goals Allowed			9						
Team Totals	**82**	**5,018**	**179**	**11**	**2**	**2,248**	**.924#**	**2.03#**	**40-27-15**

#Shootout Goals Allowed are not included in the Team Save Percentage and Team Goals Against Average.

RESULTS

1	Oct. 7	NY RANGERS^	3-2	W*	1-0-0	13,800	42	Jan. 7	COLUMBUS	0-1	L	20-15-7	18,118+
2	Oct. 8	BUFFALO#	2-4	L	1-1-0	14,300+	43	Jan. 9	WASHINGTON	5-2	W	21-15-7	18,118+
3	Oct. 13 @	New Jersey	1-2	O**	1-1-1	12,256	44	Jan. 12	DALLAS	4-5	O**	21-15-8	18,118+
4	Oct. 15 @	Philadelphia	3-2	W*	2-1-1	19,644	45	Jan. 14 @	Calgary	4-1	W	22-15-8	19,289
5	Oct. 18	ST. LOUIS	5-0	W	3-1-1	18,118+	46	Jan. 15 @	Edmonton	1-2	O*	22-15-9	16,839
6	Oct. 20 @	Phoenix	2-0	W	4-1-1	7,128	47	Jan. 17 @	Vancouver	3-2	W**	23-15-9	18,890
7	Oct. 22	DALLAS	1-0	W	5-1-1	18,118+	48	Jan. 19	CALGARY	1-2	O**	23-15-10	18,118+
8	Oct. 25	NEW JERSEY	0-3	L	5-2-1	18,118+	49	Jan. 21	COLORADO	1-3	L	23-16-10	18,118+
9	Oct. 27 @	Dallas	5-3	W	6-2-1	8,443	50	Jan. 23	OTTAWA	4-1	W	24-16-10	18,118+
10	Oct. 29 @	Phoenix	2-3	O*	6-2-2	10,379	51	Feb. 1	COLUMBUS	3-2	W	25-16-10	18,118+
11	Oct. 30 @	Colorado	2-3	L	6-3-2	12,355	52	Feb. 3 @	St. Louis	0-1	L	25-17-10	18,811
12	Nov. 3	EDMONTON	0-3	L	6-4-2	18,118+	53	Feb. 4 @	Carolina	1-2	L	25-18-10	18,680
13	Nov. 5	PITTSBURGH	2-3	O**	6-4-3	18,118+	54	Feb. 7 @	Tampa Bay	3-1	W	26-18-10	16,489
14	Nov. 7 @	San Jose	2-4	L	6-5-3	17,562	55	Feb. 9 @	Florida	1-3	L	26-19-10	14,929
15	Nov. 8	NASHVILLE	4-3	W	7-5-3	17,963	56	Feb. 11 @	NY Islanders	1-2	O*	26-19-11	13,079
16	Nov. 10	VANCOUVER	2-3	L	7-6-3	18,118+	57	Feb. 12 @	Dallas	4-2	W	27-19-11	12,191
17	Nov. 12	MINNESOTA	5-2	W	8-6-3	18,118+	58	Feb. 16	PHOENIX	0-1	L	27-20-11	18,118+
18	Nov. 16	ANAHEIM	2-1	W**	9-6-3	18,118+	59	Feb. 18	CALGARY	0-1	L	27-21-11	18,118+
19	Nov. 17 @	Anaheim	5-3	W	10-6-3	15,412	60	Feb. 21 @	Phoenix	4-5	O**	27-21-12	10,842
20	Nov. 19	DETROIT	1-4	L	10-7-3	18,118+	61	Feb. 22 @	Colorado	1-4	L	27-22-12	15,907
21	Nov. 22 @	St. Louis	3-2	W	11-7-3	18,178	62	Feb. 25	CHICAGO	4-0	W	28-22-12	18,118+
22	Nov. 23 @	Dallas	2-3	O*	11-7-4	11,779	63	Feb. 27 @	Nashville	1-2	L	28-23-12	15,665
23	Nov. 26	CHICAGO	1-2	L	11-8-4	18,118+	64	Feb. 28 @	Minnesota	4-0	W	29-23-12	17,317
24	Nov. 28	SAN JOSE	2-0	W	12-8-4	18,118+	65	Mar. 3	ANAHEIM	4-2	W	30-23-12	18,301+
25	Dec. 1	FLORIDA	2-1	W	13-8-4	17,720	66	Mar. 6 @	Nashville	5-4	W	31-23-12	17,113
26	Dec. 3	MONTREAL	1-2	L	13-9-4	18,118+	67	Mar. 8 @	Columbus	1-3	L	31-24-12	14,306
27	Dec. 6 @	Anaheim	2-3	L	13-10-4	14,419	68	Mar. 9 @	Detroit	3-4	L	31-25-12	20,066
28	Dec. 8	MINNESOTA	2-4	L	13-11-4	18,118+	69	Mar. 11 @	Chicago	3-2	W**	32-25-12	21,398
29	Dec. 10	DALLAS	1-2	L	13-12-4	18,118+	70	Mar. 13	DETROIT	5-2	W	33-25-12	18,118+
30	Dec. 13 @	Boston	0-3	L	13-13-4	17,565	71	Mar. 16 @	Anaheim	4-2	W	34-25-12	17,367
31	Dec. 15 @	Columbus	2-1	W	14-13-4	16,090	72	Mar. 17	NASHVILLE	4-2	W	35-25-12	18,118+
32	Dec. 17 @	Detroit	2-8	L	14-14-4	20,066	73	Mar. 20	SAN JOSE	5-2	W	36-25-12	18,118+
33	Dec. 19 @	Toronto	3-2	W**	15-14-4	19,521	74	Mar. 22	ST. LOUIS	1-0	W**	37-25-12	18,118+
34	Dec. 22	ANAHEIM	3-2	W**	16-14-4	18,118+	75	Mar. 24	BOSTON	2-4	L	37-26-12	18,310+
35	Dec. 23 @	San Jose	1-2	O**	16-14-5	17,562	76	Mar. 26 @	Vancouver	0-1	L	37-27-12	18,890
36	Dec. 26	PHOENIX	4-3	W	17-14-5	18,118+	77	Mar. 28 @	Calgary	3-0	W	38-27-12	19,289
37	Dec. 28 @	Chicago	2-0	W	18-14-5	22,066	78	Mar. 30 @	Edmonton	4-1	W	39-27-12	16,839
38	Dec. 29 @	Winnipeg	0-1	O*	18-14-6	15,004	79	Mar. 31 @	Minnesota	3-4	O**	39-27-13	18,209
39	Dec. 31	VANCOUVER	4-1	W	19-14-6	18,118+	80	Apr. 2	EDMONTON	2-0	W	40-27-13	18,118+
40	Jan. 2	COLORADO	1-2	O**	19-14-7	18,118+	81	Apr. 5	SAN JOSE	5-6	O**	40-27-14	18,330+
41	Jan. 5	PHOENIX	1-0	W*	20-14-7	18,118+	82	Apr. 7 @	San Jose	2-3	O*	40-27-15	17,562

*overtime **shootout +home sellout ^Game played in Stockholm, Sweden #Game played in Berlin, Germany

KINGS 2012-13 SEASON IN REVIEW

Record: 27-16-5 (59 points)
Pacific Division Finish: 2nd

General Manager: Dean Lombardi
Head Coach: Darryl Sutter
Captain: Dustin Brown

SCORING

PLAYER	GP	G	A	PTS	PIM	PLAYER	GP	G	A	PTS	PIM
Anze Kopitar	47	10	32	42	16	Colin Fraser	34	2	5	7	25
Jeff Carter	48	26	7	33	16	Jordan Nolan	44	2	4	6	46
Justin Williams	48	11	22	33	22	Brad Richardson	16	1	5	6	10
Mike Richards	48	12	20	32	42	Tyler Toffoli	10	2	3	5	2
Dustin Brown	46	18	11	29	22	Alec Martinez	27	1	4	5	10
Slava Voynov	48	6	19	25	14	Simon Gagne	11	0	5	5	2
Drew Doughty	48	6	16	22	36	Davis Drewiske	20	1	3	4	14
Jarret Stoll	48	7	11	18	28	Keaton Ellerby	35	0	3	3	16
Jake Muzzin	45	7	9	16	35	Robyn Regehr	12	0	2	2	2
Kyle Clifford	48	7	7	14	51	Matt Greene	5	0	1	1	8
Trevor Lewis	48	5	9	14	19	Jonathan Bernier	14	0	1	1	0
Dustin Penner	33	2	12	14	18	Jonathan Quick	37	0	0	0	2
Rob Scuderi	48	1	11	12	4	Shootout Goals/Team PIM		2		2	10
Dwight King	47	4	6	10	11	**Team Totals**	**48**	**133**	**228**	**361**	**481**

GOALTENDER	GP	MIN	GA	SO	EN	SA	S%	AVG	W-L-OT
Jonathan Bernier	14	768	24	1	1	306	.922	1.88	9-3-1
Jonathan Quick	37	2,134	87	1	2	889	.902	2.45	18-13-4
Empty Net Goals			3			3			
Shootout Goals Allowed			4						
Team Totals	**48**	**2,917**	**118**	**2**	**3**	**1,198**	**.905#**	**2.34#**	**27-16-5**

#Shootout Goals Allowed are not included in the Team Save Percentage and Team Goals Against Average.

RESULTS

1	Jan. 19	CHICAGO	2-5	L	0-1-0	18,545+	25	Mar. 12 @	Phoenix	2-5	L	14-9-2	15,075
2	Jan. 22 @	Colorado	1-3	L	0-2-0	18,007	26	Mar. 14 @	San Jose	3-4	L	14-10-2	17,562
3	Jan. 24 @	Edmonton	1-2	O*	0-2-1	16,839	27	Mar. 16	SAN JOSE	5-2	W	15-10-2	18,118+
4	Jan. 26 @	Phoenix	4-2	W	1-2-1	14,780	28	Mar. 18	PHOENIX	4-0	W	16-10-2	18,118+
5	Jan. 28	VANCOUVER	3-2	W**	2-2-1	18,344+	29	Mar. 19	PHOENIX	3-2	W	17-10-2	18,118+
6	Jan. 31	NASHVILLE	1-2	O**	2-2-2	18,118+	30	Mar. 21	DALLAS	0-2	L	17-11-2	18,118+
7	Feb. 2 @	Anaheim	4-7	L	2-3-2	17,436	31	Mar. 23	VANCOUVER	0-1	L	17-12-2	18,118+
8	Feb. 5 @	Columbus	4-2	W	3-3-2	11,019	32	Mar. 25 @	Chicago	5-4	W	18-12-2	21,850
9	Feb. 7 @	Nashville	0-3	L	3-4-2	17,113	33	Mar. 28 @	St. Louis	4-2	W	19-12-2	19,770
10	Feb. 10 @	Detroit	2-3	L	3-5-2	20,066	34	Mar. 30 @	Minnesota	3-4	O**	19-12-3	19,223
11	Feb. 11 @	St. Louis	4-1	W	4-5-2	14,498	35	Mar. 31 @	Dallas	3-2	W	20-12-3	15,719
12	Feb. 15	COLUMBUS	2-1	W	5-5-2	18,118+	36	Apr. 2 @	Phoenix	1-3	L	20-13-3	12,934
13	Feb. 17 @	Chicago	2-3	L	5-6-2	21,843	37	Apr. 4	MINNESOTA	3-0	W	21-13-3	18,118+
14	Feb. 19 @	Edmonton	3-1	W	6-6-2	16,839	38	Apr. 6	EDMONTON	4-1	W	22-13-3	18,118+
15	Feb. 20 @	Calgary	3-1	W	7-6-2	19,289	39	Apr. 7 @	Anaheim	3-4	O**	22-13-4	17,494
16	Feb. 23	COLORADO	4-1	W	8-6-2	18,118+	40	Apr. 9 @	Dallas	1-5	L	22-14-4	16,367
17	Feb. 25	ANAHEIM	5-2	W	9-6-2	18,118+	41	Apr. 11	COLORADO	3-2	W**	23-14-4	18,118+
18	Feb. 27	DETROIT	2-1	W	10-6-2	18,118+	42	Apr. 13	ANAHEIM	2-1	W	24-14-4	18,473+
19	Mar. 2 @	Vancouver	2-5	L	10-7-2	18,910	43	Apr. 16 @	San Jose	2-3	O**	24-14-5	17,562
20	Mar. 4	NASHVILLE	5-1	W	11-7-2	18,118+	44	Apr. 18	COLUMBUS	2-1	W	25-14-5	18,118+
21	Mar. 5	ST. LOUIS	6-4	W	12-7-2	18,118+	45	Apr. 21	DALLAS	4-3	W*	26-14-5	18,118+
22	Mar. 7	DALLAS	2-5	L	12-8-2	18,118+	46	Apr. 23 @	Minnesota	1-2	L	26-15-5	18,825
23	Mar. 9	CALGARY	6-2	W	13-8-2	18,248+	47	Apr. 24 @	Detroit	1-3	L	26-16-5	20,066
24	Mar. 11	CALGARY	3-1	W	14-8-2	18,118+	48	Apr. 27	SAN JOSE	3-2	W	27-16-5	18,443+

*overtime **shootout +home sellout

KINGS 2013-14 SEASON IN REVIEW

Record: 46-28-8 (100 points)
Pacific Division Finish: 3rd

General Manager: Dean Lombardi
Head Coach: Darryl Sutter
Captain: Dustin Brown

SCORING

PLAYER	GP	G	A	PTS	PIM	PLAYER	GP	G	A	PTS	PIM
Anze Kopitar	82	29	41	70	24	Trevor Lewis	73	6	5	11	6
Jeff Carter	72	27	23	50	44	Jordan Nolan	64	6	4	10	54
Justin Williams	82	19	24	43	48	Kyle Clifford	71	3	5	8	81
Mike Richards	82	11	30	41	28	Tanner Pearson	25	3	4	7	8
Drew Doughty	78	10	27	37	64	Matt Greene	38	2	4	6	47
Slava Voynov	82	4	30	34	44	Matt Frattin	40	2	4	6	11
Dwight King	77	15	15	30	18	Linden Vey	18	0	5	5	0
Tyler Toffoli	62	12	17	29	10	Daniel Carcillo	26	1	1	2	57
Dustin Brown	79	15	12	27	66	Colin Fraser	33	0	2	2	30
Jarret Stoll	78	8	19	27	48	Jonathan Quick	49	0	2	2	2
Jake Muzzin	76	5	19	24	58	Martin Jones	19	0	1	1	0
Alec Martinez	61	11	11	22	14	Ben Scrivens	19	0	1	1	0
Marian Gaborik	19	5	11	16	4	Andrew Campbell	3	0	0	0	0
Robyn Regehr	79	3	11	14	46	Shootout Goals/Team PIM		8		8	6
Willie Mitchell	76	1	11	12	58	**Team Totals**	**82**	**206**	**339**	**545**	**876**

GOALTENDER	GP	MIN	GA	SO	EN	SA	S%	AVG	W-L-OT
Martin Jones	19	1,095	33	4	1	500	.934	1.81	12-6-0
Ben Scrivens	19	975	32	3	1	464	.931	1.97	7-5-4
Jonathan Quick	49	2,904	100	6	1	1,183	.915	2.07	27-17-4
Empty Net Goals			3			3			
Shootout Goals Allowed			6						
Team Totals	**82**	**5,001**	**174**	**13**	**3**	**2,150**	**.922#**	**2.02#**	**46-28-8**

#Shootout Goals Allowed are not included in the Team Save Percentage and Team Goals Against Average.

RESULTS

1	Oct. 3 @	Minnesota	3-2	W**	1-0-0	18,511	42	Jan. 2 @	St. Louis	0-5	L	25-13-4	19,839
2	Oct. 4 @	Winnipeg	3-5	L	1-1-0	15,004	43	Jan. 4	VANCOUVER	3-1	W	26-13-4	18,118+
3	Oct. 7	NY RANGERS	1-3	L	1-2-0	18,118+	44	Jan. 7	MINNESOTA	1-2	O**	26-13-5	18,118+
4	Oct. 9	OTTAWA	4-3	W*	2-2-0	18,118+	45	Jan. 9	BOSTON	4-2	W	27-13-5	18,118+
5	Oct. 11 @	Carolina	2-1	W**	3-2-0	16,353	46	Jan. 11	DETROIT	1-3	L	27-14-5	18,262+
6	Oct. 13 @	Florida	3-0	W	4-2-0	12,810	47	Jan. 13	VANCOUVER	1-0	W	28-14-5	18,118+
7	Oct. 15 @	Tampa Bay	1-5	L	4-3-0	16,310	48	Jan. 16 @	ST. Louis	4-1	W	29-14-5	19,374
8	Oct. 17 @	Nashville	2-1	W**	5-3-0	16,416	49	Jan. 18 @	Detroit	2-3	O**	29-14-6	20,066
9	Oct. 19	DALLAS	5-2	W	6-3-0	18,118+	50	Jan. 20 @	Boston	2-3	L	29-15-6	17,565
10	Oct. 21	CALGARY	2-3	L	6-4-0	18,118+	51	Jan. 21 @	Columbus	3-5	L	29-16-6	13,286
11	Oct. 24	PHOENIX	7-4	W	7-4-0	18,118+	52	Jan. 23 @	Anaheim	1-2	L	29-17-6	17,503
12	Oct. 27	EDMONTON	2-1	W**	8-4-0	18,118+	53	Jan. 25	ANAHEIM^	0-3	L	29-18-6	54,099+
13	Oct. 29 @	Phoenix	1-3	L	8-5-0	10,452	54	Jan. 27 @	San Jose	1-0	W	30-18-6	17,562
14	Oct. 30	SAN JOSE	4-3	W*	9-5-0	18,118+	55	Jan. 28 @	Phoenix	0-3	L	30-19-6	13,681
15	Nov. 2	NASHVILLE	3-4	L	9-6-0	18,118+	56	Jan. 30	PITTSBURGH	1-4	L	30-20-6	18,118+
16	Nov. 7	BUFFALO	2-0	W	10-6-0	18,118+	57	Feb. 1	PHILADELPHIA	0-2	L	30-21-6	18,118+
17	Nov. 9	VANCOUVER	5-1	W	11-6-0	18,118+	58	Feb. 3	CHICAGO	3-5	L	30-22-6	18,118+
18	Nov. 12 @	Buffalo	2-3	O**	11-6-1	18,281	59	Feb. 6	COLUMBUS	2-1	W*	31-22-6	18,118+
19	Nov. 14 @	NY Islanders	3-2	W	12-6-1	13,922	60	Feb. 26 @	Colorado	6-4	W	32-22-6	16,754
20	Nov. 15 @	New Jersey	2-0	W	13-6-1	12,168	61	Feb. 27 @	Calgary	2-0	W	33-22-6	19,289
21	Nov. 17 @	NY Rangers	1-0	W	14-6-1	18,006	62	Mar. 1	CAROLINA	3-1	W	34-22-6	18,118+
22	Nov. 19	TAMPA BAY	5-2	W	15-6-1	18,118+	63	Mar. 3	MONTREAL	2-1	W	35-22-6	18,118+
23	Nov. 21	NEW JERSEY	1-2	O*	15-6-2	18,118+	64	Mar. 6 @	Winnipeg	3-1	W	36-22-6	15,004
24	Nov. 23	COLORADO	0-1	O*	15-6-3	18,118+	65	Mar. 9 @	Edmonton	4-2	W	37-22-6	16,839
25	Nov. 25 @	Vancouver	3-2	W*	16-6-3	18,910	66	Mar. 10 @	Calgary	3-2	W	38-22-6	19,289
26	Nov. 27 @	San Jose	2-3	O**	16-6-4	17,562	67	Mar. 13	TORONTO	2-3	L	38-23-6	18,319+
27	Nov. 30	CALGARY	1-2	L	16-7-4	18,118+	68	Mar. 15	ANAHEIM	1-2	L	38-24-6	18,278+
28	Dec. 2	ST. LOUIS	3-2	W	17-7-4	18,118+	69	Mar. 17	PHOENIX	3-4	L	38-25-6	18,118+
29	Dec. 3 @	Anaheim	3-2	W**	18-7-4	17,294	70	Mar. 20	WASHINGTON	2-1	W**	39-25-6	18,118+
30	Dec. 7	NY ISLANDERS	3-0	W	19-7-4	18,118+	71	Mar. 22	FLORIDA	4-0	W	40-25-6	18,118+
31	Dec. 10 @	Montreal	6-0	W	20-7-4	21,273	72	Mar. 24 @	Philadelphia	3-2	W	41-25-6	19,876
32	Dec. 11 @	Toronto	3-1	W	21-7-4	19,375	73	Mar. 25 @	Washington	5-4	W**	42-25-6	18,506
33	Dec. 14 @	Ottawa	5-2	W	22-7-4	17,140	74	Mar. 27 @	Pittsburgh	3-2	W	43-25-6	18,650
34	Dec. 15 @	Chicago	1-3	L	22-8-4	21,426	75	Mar. 29	WINNIPEG	4-2	W	44-25-6	18,118+
35	Dec. 17	EDMONTON	3-0	W	23-8-4	18,118+	76	Mar. 31	MINNESOTA	2-3	L	44-26-6	18,118+
36	Dec. 19	SAN JOSE	4-1	W	24-8-4	18,118+	77	Apr. 2	PHOENIX	4-0	W	45-26-6	18,118+
37	Dec. 21	COLORADO	3-2	W**	25-8-4	18,118+	78	Apr. 3 @	San Jose	1-2	L	45-27-6	17,562
38	Dec. 23	DALLAS	2-5	L	25-9-4	18,274+	79	Apr. 5 @	Vancouver	1-2	L	45-28-6	18,910
39	Dec. 28 @	Nashville	2-3	L	25-10-4	17,113	80	Apr. 9 @	Calgary	3-4	O**	45-28-7	19,289
40	Dec. 30 @	Chicago	0-1	L	25-11-4	22,161	81	Apr. 10 @	Edmonton	3-0	W	46-28-7	16,839
41	Dec. 31 @	Dallas	2-3	L	25-12-4	15,610	82	Apr. 12	ANAHEIM	3-4	O**	46-28-8	18,372+

*overtime **shootout +home sellout ^Game played at Dodger Stadium

KINGS 2014-15 SEASON IN REVIEW

Record: 40-27-15 (95 points)
Pacific Division Finish: 4th

General Manager: Dean Lombardi
Head Coach: Darryl Sutter
Captain: Dustin Brown

SCORING

PLAYER	GP	G	A	PTS	PIM	PLAYER	GP	G	A	PTS	PIM
Anze Kopitar	79	16	48	64	10	Kyle Clifford	80	6	9	15	87
Jeff Carter	82	28	34	62	28	Robyn Regehr	67	3	10	13	45
Tyler Toffoli	76	23	26	49	37	Jordan Nolan	60	6	3	9	54
Marian Gaborik	69	27	20	47	16	Jamie McBain	26	3	6	9	4
Drew Doughty	82	7	39	46	56	Matt Greene	82	3	6	9	54
Justin Williams	81	18	23	41	29	Nick Shore	34	1	6	7	10
Jake Muzzin	76	10	31	41	22	Andrej Sekera	16	1	3	4	6
Dustin Brown	82	11	16	27	26	Andy Andreoff	18	2	1	3	18
Dwight King	81	13	13	26	21	Slava Voynov	6	0	2	2	2
Trevor Lewis	73	9	16	25	14	Jeff Schultz	9	0	1	1	4
Brayden McNabb	71	2	22	24	52	Martin Jones	15	0	1	1	0
Alec Martinez	56	6	16	22	10	Jonathan Quick	72	0	1	1	18
Jarret Stoll	73	6	11	17	58	David Van Der Gulik	1	0	0	0	0
Tanner Pearson	42	12	4	16	14	Shootout Goals/Team PIM		2		2	10
Mike Richards	53	5	11	16	39	**Team Totals**	**82**	**220**	**379**	**599**	**744**

GOALTENDER	GP	MIN	GA	SO	EN	SA	S%	AVG	W-L-OT
Jonathan Quick	72	4,184	156	6	8	1,896	.918	2.24	36-22-13
Martin Jones	15	775	29	3	4	307	.906	2.25	4-5-2
Empty Net Goals			12			12			
Shootout Goals Allowed			8						
Team Totals	**82**	**4,990**	**205**	**9**	**12**	**2,215**	**.911#**	**2.37#**	**40-27-15**

#Shootout Goals Allowed are not included in the Team Save Percentage and Team Goals Against Average.

RESULTS

1	Oct. 8	SAN JOSE	0-4	L	0-1-0	18,514+	42	Jan. 10	WINNIPEG	4-5	O**	19-13-10	18,230+
2	Oct. 11 @	Arizona	2-3	O*	0-1-1	12,859	43	Jan. 12	TORONTO	2-0	W	20-13-10	18,230+
3	Oct. 12	WINNIPEG	4-1	W	1-1-1	18,230+	44	Jan. 14	NEW JERSEY	3-5	L	20-14-10	18,230+
4	Oct. 14	EDMONTON	6-1	W	2-1-1	18,230+	45	Jan. 17	ANAHEIM	2-3	O**	20-14-11	18,422+
5	Oct. 16	ST. LOUIS	1-0	W**	3-1-1	18,230+	46	Jan. 19	CALGARY	1-2	O*	20-14-12	18,230+
6	Oct. 19	MINNESOTA	2-1	W	4-1-1	18,230+	47	Jan. 21 @	San Jose	2-4	L	20-15-12	17,562
7	Oct. 23	BUFFALO	2-0	W	5-1-1	18,230+	48	Jan. 28	CHICAGO	4-3	W	21-15-12	18,525+
8	Oct. 26	COLUMBUS	5-2	W	6-1-1	18,230+	49	Jan. 31 @	Boston	1-3	L	21-16-12	17,565
9	Oct. 28 @	Philadelphia	2-3	O*	6-1-2	19,873	50	Feb. 3 @	Washington	0-4	L	21-17-12	18,506
10	Oct. 30 @	Pittsburgh	0-3	L	6-2-2	18,570	51	Feb. 5 @	Florida	2-3	L	21-18-12	9,624
11	Oct. 31 @	Detroit	2-5	L	6-3-2	20,027	52	Feb. 7 @	Tampa Bay	4-2	W	22-18-12	19,204
12	Nov. 2 @	Carolina	2-3	L	6-4-2	10,519	53	Feb. 9 @	Columbus	4-3	W	23-18-12	14,703
13	Nov. 4 @	Dallas	3-1	W	7-4-2	16,567	54	Feb. 12	CALGARY	5-3	W	24-18-12	18,230+
14	Nov. 6	NY ISLANDERS	1-2	O**	7-4-3	18,230+	55	Feb. 14	WASHINGTON	3-1	W	25-18-12	18,230+
15	Nov. 8	VANCOUVER	5-1	W	8-4-3	18,230+	56	Feb. 16	TAMPA BAY	3-2	W	26-18-12	18,230+
16	Nov. 12 @	Anaheim	5-6	O**	8-4-4	17,245	57	Feb. 18 @	Colorado	4-1	W	27-18-12	15,786
17	Nov. 13	DALLAS	0-2	L	8-5-4	18,230+	58	Feb. 21 @	San Jose^	2-1	W	28-18-12	70,205
18	Nov. 15	ANAHEIM	3-2	W*	9-5-4	18,230+	59	Feb. 24	DETROIT	1-0	W	29-18-12	18,230+
19	Nov. 18	FLORIDA	5-2	W	10-5-4	18,230+	60	Feb. 26	OTTAWA	0-1	L	29-19-12	18,230+
20	Nov. 20	CAROLINA	3-2	W	11-5-4	18,230+	61	Feb. 27 @	Anaheim	2-4	L	29-20-12	17,413
21	Nov. 22 @	Dallas	4-5	L	11-6-4	18,111	62	Mar. 1 @	Winnipeg	2-5	L	29-21-12	15,916
22	Nov. 25 @	Nashville	3-4	O**	11-6-5	17,181	63	Mar. 3 @	Edmonton	5-2	W	30-21-12	16,839
23	Nov. 26 @	Minnesota	4-0	W	12-6-5	19,038	64	Mar. 5	MONTREAL	4-3	W**	31-21-12	18,230+
24	Nov. 29	CHICAGO	1-4	L	12-7-5	18,471+	65	Mar. 7	PITTSBURGH	0-1	O*	31-21-13	18,487+
25	Dec. 2	BOSTON	2-0	W	13-7-5	18,230+	66	Mar. 10 @	Colorado	5-2	W	32-21-13	15,724
26	Dec. 4 @	Arizona	4-0	W	14-7-5	12,254	67	Mar. 12 @	Vancouver	4-0	W	33-21-13	18,663
27	Dec. 6	PHILADEPHIA	1-2	L	14-8-5	18,230+	68	Mar. 14	NASHVILLE	1-2	L	33-22-13	18,230+
28	Dec. 9 @	Buffalo	0-1	L	14-9-5	18,438	69	Mar. 16	ARIZONA	1-0	W	34-22-13	18,230+
29	Dec. 11 @	Ottawa	5-3	W	15-9-5	17,284	70	Mar. 18 @	Anaheim	2-3	O*	34-22-14	17,174
30	Dec. 12 @	Montreal	2-6	L	15-10-5	21,287	71	Mar. 21	VANCOUVER	1-4	L	34-23-14	18,230+
31	Dec. 14 @	Toronto	3-4	O**	15-10-6	19,219	72	Mar. 23 @	New Jersey	3-1	W	35-23-14	15,721
32	Dec. 16 @	St. Louis	2-5	L	15-11-6	17,212	73	Mar. 24 @	NY Rangers	4-2	W	36-23-14	18,006
33	Dec. 18	ST. LOUIS	6-4	W	16-11-6	18,230+	74	Mar. 26 @	NY Islanders	3-2	W	37-23-14	16,170
34	Dec. 20	ARIZONA	4-2	W	17-11-6	18,230+	75	Mar. 28 @	Minnesota	1-4	L	37-24-14	19,204
35	Dec. 22	CALGARY	3-4	O*	17-11-7	18,230+	76	Mar. 30 @	Chicago	1-4	L	37-25-14	21,848
36	Dec. 27	SAN JOSE	3-1	W	18-11-7	18,451+	77	Apr. 2	EDMONTON	8-2	W	38-25-14	18,230+
37	Dec. 29 @	Calgary	1-2	L	18-12-7	19,289	78	Apr. 4	COLORADO	3-1	W	39-25-14	18,230+
38	Dec. 30 @	Edmonton	2-3	O**	18-12-8	16,839	79	Apr. 6 @	Vancouver	1-2	O**	39-25-15	18,870
39	Jan. 1 @	Vancouver	3-2	W	19-12-8	18,870	80	Apr. 7 @	Edmonton	2-4	L	39-26-15	16,839
40	Jan. 3	NASHVILLE	6-7	O*	19-12-9	18,230+	81	Apr. 9 @	Calgary	1-3	L	39-27-15	19,289
41	Jan. 8	NY RANGERS	3-4	L	19-13-9	18,230+	82	Apr. 11	SAN JOSE	4-1	W	40-27-15	18,230+

*overtime **shootout +home sellout ^Game played at Levi's Stadium

KINGS 2015-16 SEASON IN REVIEW

Record: 48-28-6 (102 points)
Pacific Division Finish: 2nd

General Manager: Dean Lombardi
Head Coach: Darryl Sutter
Captain: Dustin Brown

SCORING

PLAYER	GP	G	A	PTS	PIM	PLAYER	GP	G	A	PTS	PIM
Anze Kopitar	81	25	49	74	16	Kyle Clifford	56	3	6	9	55
Jeff Carter	77	24	38	62	20	Jamie McBain	44	2	7	9	6
Tyler Toffoli	82	31	27	58	20	Rob Scuderi	21	0	6	6	2
Milan Lucic	81	20	35	55	79	Kris Versteeg	14	4	1	5	9
Drew Doughty	82	14	37	51	52	Jordan Nolan	52	0	5	5	38
Jake Muzzin	82	8	32	40	64	Michael Mersch	17	1	2	3	0
Tanner Pearson	79	15	21	36	18	Jonathan Quick	68	0	3	3	10
Alec Martinez	78	10	21	31	40	Derek Forbort	14	1	1	2	17
Dustin Brown	82	11	17	28	30	Peter Budaj	1	0	0	0	0
Marian Gaborik	54	12	10	22	20	Jeff Schultz	1	0	0	0	0
Vincent Lecavalier	42	10	7	17	20	Matt Greene	3	0	0	0	8
Trevor Lewis	75	8	8	16	20	Nic Dowd	5	0	0	0	2
Brayden McNabb	81	2	12	14	92	Kevin Gravel	5	0	0	0	0
Dwight King	47	7	6	13	24	Jordan Weal	10	0	0	0	2
Luke Schenn	43	2	9	11	52	Jhonas Enroth	16	0	0	0	0
Andy Andreoff	60	8	2	10	76	Shootout Goals/Team PIM		2		2	10
Nick Shore	68	3	7	10	32	**Team Totals**	**82**	**225**	**377**	**602**	**866**
Christian Ehrhoff	40	2	8	10	32						

GOALTENDER	GP	MIN	GA	SO	SA	S%	AVG	W-L-OT
Jhonas Enroth	16	856	31	2	398	.922	2.17	7-5-1
Jonathan Quick	68	4,034	149	5	1,820	.918	2.22	40-23-5
Peter Budaj	1	62	4	0	28	.857	3.85	1-0-0
Empty Net Goals			8		8			
Shootout Goals Allowed			3					
Team Totals	**82**	**4,984**	**195**	**7**	**2,254**	**.915#**	**2.31#**	**48-28-6**

#Shootout Goals Allowed are not included in the Team Save Percentage and Team Goals Against Average.

RESULTS

1	Oct. 7	SAN JOSE	1-5	L	0-1-0	18,230+	42	Jan. 11	DETROIT	4-2	W	27-12-3	18,230+
2	Oct. 9	ARIZONA	1-4	L	0-2-0	18,230+	43	Jan. 16	OTTAWA	3-5	L	27-13-3	18,230+
3	Oct. 13	VANCOUVER	0-3	L	0-3-0	18,230+	44	Jan. 17 @	Anaheim	3-2	W	28-13-3	17,227
4	Oct. 16	MINNESOTA	2-1	W*	1-3-0	18,230+	45	Jan. 19	DALLAS	3-2	W	29-13-3	18,230+
5	Oct. 18	COLORADO	2-1	W	2-3-0	18,230+	46	Jan. 21	MINNESOTA	0-3	L	29-14-3	18,230+
6	Oct. 22 @	San Jose	4-1	W	3-3-0	16,797	47	Jan. 23 @	Arizona	2-3	L	29-15-3	14,195
7	Oct. 23	CAROLINA	3-0	W	4-3-0	18,230+	48	Jan. 24 @	San Jose	3-2	W*	30-15-3	17,562
8	Oct. 25 @	Edmonton	3-2	W	5-3-0	16,839	49	Jan. 27	COLORADO	3-4	L	30-16-3	18,230+
9	Oct. 27 @	Winnipeg	4-1	W	6-3-0	15,294	50	Feb. 2 @	Arizona	6-2	W	31-16-3	12,261
10	Oct. 31	NASHVILLE	4-3	W*	7-3-0	18,230+	51	Feb. 4	ANAHEIM	2-4	L	31-17-3	18,230+
11	Nov. 2 @	Chicago	2-4	L	7-4-0	21,534	52	Feb. 9 @	Boston	9-2	W	32-17-3	17,565
12	Nov. 3 @	St. Louis	3-0	W	8-4-0	17,529	53	Feb. 11 @	NY Islanders	2-5	L	32-18-3	13,643
13	Nov. 5	COLUMBUS	2-3	L	8-5-0	18,230+	54	Feb. 12 @	NY Rangers	5-4	W*	33-18-3	18,006
14	Nov. 7	FLORIDA	4-1	W	9-5-0	18,230+	55	Feb. 14 @	New Jersey	0-1	L	33-19-3	16,514
15	Nov. 10	ARIZONA	2-3	L	9-6-0	18,230+	56	Feb. 16 @	Washington	1-3	L	33-20-3	18,506
16	Nov. 12	NY ISLANDERS	2-1	W	10-6-0	18,230+	57	Feb. 18 @	St. Louis	1-2	O*	33-20-4	18,923
17	Nov. 14	EDMONTON	4-3	W	11-6-0	18,230+	58	Feb. 20 @	Nashville	2-1	W*	34-20-4	17,369
18	Nov. 17 @	Philadelphia	3-2	W**	12-6-0	18,846	59	Feb. 23	CALGARY	2-1	W	35-20-4	18,230+
19	Nov. 20 @	Detroit	2-3	L	12-7-0	20,027	60	Feb. 25	EDMONTON	2-1	W	36-20-4	18,230+
20	Nov. 22 @	Carolina	3-4	L	12-8-0	10,154	61	Feb. 27	BUFFALO	2-0	W	37-20-4	18,230+
21	Nov. 23 @	Florida	3-1	W	13-8-0	10,997	62	Feb. 28 @	Anaheim	2-4	L	37-21-4	17,174
22	Nov. 25 @	Tampa Bay	1-2	O**	13-8-1	19,092	63	Mar. 3	MONTREAL	3-2	W	38-21-4	18,230+
23	Nov. 28	CHICAGO	3-2	W*	14-8-1	18,482+	64	Mar. 5	ANAHEIM	2-3	L	38-22-4	18,230+
24	Dec. 1	VANCOUVER	2-1	W*	15-8-1	18,230+	65	Mar. 7	VANCOUVER	5-1	W	39-22-4	18,230+
25	Dec. 5	PITTSBURGH	5-3	W	16-8-1	18,230+	66	Mar. 9	WASHINGTON	4-3	W*	40-22-4	18,324+
26	Dec. 6	TAMPA BAY	3-1	W	17-8-1	18,230+	67	Mar. 12	NEW JERSEY	1-2	O*	40-22-5	18,412+
27	Dec. 8 @	Columbus	3-2	W*	18-8-1	15,633	68	Mar. 14 @	Chicago	5-0	W	41-22-5	22,170
28	Dec.11 @	Pittsburgh	3-2	W**	19-8-1	18,489	69	Mar. 15 @	Dallas	5-2	W	42-22-5	18,532
29	Dec.12 @	Buffalo	1-2	O*	19-8-2	18,133	70	Mar. 17	NY RANGERS	4-3	W*	43-22-5	18,230+
30	Dec. 14 @	Ottawa	3-5	L	19-9-2	17,829	71	Mar. 19	BOSTON	2-1	W	44-22-5	18,373+
31	Dec. 17 @	Montreal	3-0	W	20-9-2	21,288	72	Mar. 21 @	Nashville	2-5	L	44-23-5	17,113
32	Dec. 19 @	Toronto	0-5	L	20-10-2	19,362	73	Mar. 22 @	Minnesota	1-2	L	44-24-5	19,018
33	Dec. 22	SAN JOSE	3-5	L	20-11-2	18,493+	74	Mar. 24 @	Winnipeg	1-4	L	44-25-5	15,294
34	Dec. 26 @	Arizona	4-3	W*	21-11-2	15,277	75	Mar. 26	EDMONTON	6-4	W	45-25-5	18,230+
35	Dec. 28 @	Vancouver	5-0	W	22-11-2	18,570	76	Mar. 28 @	San Jose	2-5	L	45-26-5	17,066
36	Dec. 29 @	Edmonton	5-2	W	23-11-2	16,839	77	Mar. 31	CALGARY	3-0	W	46-26-5	18,417+
37	Dec. 31 @	Calgary	4-1	W	24-11-2	19,289	78	Apr. 2	DALLAS	2-3	L	46-27-5	18,230+
38	Jan. 2	PHILADELPHIA	2-1	W	25-11-2	18,230+	79	Apr. 4 @	Vancouver	2-3	L	46-28-5	18,415
39	Jan.4 @	Colorado	1-4	L	25-12-2	15,202	80	Apr. 5 @	Calgary	5-4	W*	47-28-5	18,438
40	Jan. 7	TORONTO	2-1	W	26-12-2	18,230+	81	Apr. 7	ANAHEIM	2-1	W	48-28-5	18,511+
41	Jan. 9	ST. LOUIS	1-2	O**	26-12-3	18,413+	82	Apr. 9	WINNIPEG	3-4	O**	48-28-6	18,449+

*overtime **shootout +home sellout

KINGS 2016-17 SEASON IN REVIEW

Record: 39-35-8 (86 points)
Pacific Division Finish: 5th

General Manager: Dean Lombardi
Head Coach: Darryl Sutter
Captain: Anze Kopitar

SCORING

PLAYER	GP	G	A	PTS	PIM
Jeff Carter	82	32	34	66	41
Anze Kopitar	76	12	40	52	28
Tanner Pearson	80	24	20	44	13
Drew Doughty	82	12	32	44	46
Alec Martinez	82	9	30	39	24
Dustin Brown	80	14	22	36	22
Tyler Toffoli	63	16	18	34	22
Jake Muzzin	82	9	19	28	46
Trevor Lewis	82	12	12	24	30
Nic Dowd	70	6	16	22	25
Marian Gaborik	56	10	11	21	18
Derek Forbort	82	2	16	18	54
Nick Shore	70	6	11	17	20
Dwight King	63	8	7	15	10
Kyle Clifford	73	6	6	12	92
Devin Setoguchi	45	4	8	12	14
Jarome Iginla	19	6	3	9	16
Jordan Nolan	46	4	4	8	44
Paul LaDue	22	0	8	8	4
Kevin Gravel	49	1	6	7	6
Adrian Kempe	25	2	4	6	6
Tom Gilbert	18	1	4	5	6
Brayden McNabb	49	2	2	4	54
Matt Greene	26	1	1	2	19
Jonny Brodzinski	6	0	2	2	2
Teddy Purcell	12	0	2	2	0
Andy Andreoff	36	0	2	2	70
Peter Budaj	53	0	1	1	0
Jack Campbell	1	0	0	0	0
Ben Bishop	7	0	0	0	2
Jeff Zatkoff	13	0	0	0	0
Jonathan Quick	17	0	0	0	2
Shootout Goals/Team PIM		2		2	18
Team Totals	**82**	**201**	**341**	**542**	**754**

GOALTENDER	GP	MIN	GA	SO	SA	S%	AVG	W-L-OT
Jack Campbell	1	20	0	0	5	1.000	0.00	0-0-0
Peter Budaj	53	3,029	107	7	1,286	.917	2.12	27-20-3
Jonathan Quick	17	931	35	2	421	.917	2.26	8-5-2
Ben Bishop	7	410	17	0	170	.900	2.49	2-3-2
Jeff Zatkoff	13	550	27	0	223	.879	2.95	2-7-1
Empty Net Goals			15		15			
Shootout Goals Allowed			4					
Team Totals	**82**	**4,978**	**205**	**9**	**2,120**	**.905#**	**2.42#**	**39-35-8**

#Shootout Goals Allowed are not included in the Team Save Percentage and Team Goals Against Average.

RESULTS

1	Oct 12 @	San Jose	1-2	L	0-1-0	17562
2	Oct 14	PHILADELPHIA	2-4	L	0-2-0	18453+
3	Oct 18 @	Minnesota	3-6	L	0-3-0	18644
4	Oct 20 @	Dallas	4-3	W*	1-3-0	18532
5	Oct 22	VANCOUVER	4-3	W**	2-3-0	18230+
6	Oct 25	COLUMBUS	3-2	W*	3-3-0	18230+
7	Oct 27	NASHVILLE	3-2	W*	4-3-0	18230+
8	Oct 29 @	St. Louis	0-1	L	4-4-0	18631
9	Oct 30 @	Chicago	0-3	L	4-5-0	21329
10	Nov 1	ANAHEIM	0-4	L	4-6-0	18230+
11	Nov 3	PITTSBURGH	3-2	W*	5-6-0	18230+
12	Nov 5	CALGARY	5-0	W	6-6-0	18230+
13	Nov 8 @	Toronto	7-0	W	7-6-0	18976
14	Nov 10 @	Montreal	1-4	L	7-7-0	21288
15	Nov 11 @	Ottawa	1-2	L	7-8-0	15622
16	Nov 13 @	Winnipeg	2-3	O**	7-8-1	15294
17	Nov 15 @	Colorado	1-4	L	7-9-1	14805
18	Nov 17	EDMONTON	4-2	W	8-9-1	18230+
19	Nov 19	NEW JERSEY	4-2	W	9-9-1	18230+
20	Nov 20 @	Anaheim	3-2	W	10-9-1	16611
21	Nov 23	NY ISLANDERS	4-2	W	11-9-1	18230+
22	Nov 26	CHICAGO	2-1	W*	12-9-1	18435+
23	Nov 30	SAN JOSE	1-4	L	12-10-1	18230+
24	Dec 1 @	Arizona	4-3	W	13-10-1	11327
25	Dec 4	MONTREAL	4-5	O**	13-10-2	18230+
26	Dec 8	CAROLINA	1-3	L	13-11-2	18230+
27	Dec 10	OTTAWA	4-1	W	14-11-2	18230+
28	Dec 13 @	Buffalo	3-6	L	14-12-2	18375
29	Dec 15 @	Detroit	4-1	W	15-12-2	20027
30	Dec 16 @	Pittsburgh	1-0	W*	16-12-2	18544
31	Dec 18 @	Boston	0-1	L	16-13-2	17565
32	Dec 20 @	Columbus	2-3	O**	16-13-3	16568
33	Dec 22 @	Nashville	4-0	W	17-13-3	17156
34	Dec 23 @	Dallas	2-3	O*	17-13-4	18156
35	Dec 28 @	Vancouver	1-2	L	17-14-4	18865
36	Dec 29 @	Edmonton	1-3	L	17-15-4	18347
37	Dec 31	SAN JOSE	3-2	W	18-15-4	18230+
38	Jan 3 @	San Jose	2-1	W*	19-15-4	17562
39	Jan 5	DETROIT	0-4	L	19-16-4	18230+
40	Jan 7	MINNESOTA	4-3	W*	20-16-4	18230+
41	Jan 9	DALLAS	4-6	L	20-17-4	18230+
42	Jan 12	ST. LOUIS	5-1	W	21-17-4	18230+
43	Jan 14	WINNIPEG	3-2	W*	22-17-4	18230+
44	Jan 16	TAMPA BAY	1-2	L	22-18-4	18230+
45	Jan 18	SAN JOSE	2-3	L	22-19-4	18230+
46	Jan 21 @	NY Islanders	2-4	L	22-20-4	15138
47	Jan 23 @	NY Rangers	2-3	L	22-21-4	18006
48	Jan 24 @	New Jersey	3-1	W	23-21-4	13412
49	Jan 26 @	Carolina	3-0	W	24-21-4	10486
50	Jan 31 @	Arizona	3-2	W	25-21-4	11577
51	Feb 1	COLORADO	5-0	W	26-21-4	18230+
52	Feb 4 @	Philadelphia	1-0	W*	27-21-4	19833
53	Feb 5 @	Washington	0-5	L	27-22-4	18506
54	Feb 7 @	Tampa Bay	0-5	L	27-23-4	19092
55	Feb 9 @	Florida	6-3	W	28-23-4	13451
56	Feb 16	ARIZONA	3-5	L	28-24-4	18230+
57	Feb 18	FLORIDA	2-3	L	28-25-4	18230+
58	Feb 19 @	Anaheim	0-1	L	28-26-4	17174
59	Feb 21 @	Colorado	2-1	W	29-26-4	13768
60	Feb 23	BOSTON	1-4	L	29-27-4	18230+
61	Feb 25	ANAHEIM	4-1	W	30-27-4	18230+
62	Feb 27 @	Minnesota	4-5	O*	30-27-5	19118
63	Feb 28 @	Calgary	1-2	O*	30-27-6	19289
64	Mar 2	TORONTO	3-2	W**	31-27-6	18230+
65	Mar 4	VANCOUVER	3-4	L	31-28-6	18230+
66	Mar 9	NASHVILLE	3-2	W*	32-28-6	18230+
67	Mar 11	WASHINGTON	4-2	W	33-28-6	18230+
68	Mar 13	ST. LOUIS	1-3	L	33-29-6	18230+
69	Mar 14	ARIZONA	2-3	O**	33-29-7	18230+
70	Mar 16	BUFFALO	2-0	W	34-29-7	18230+
71	Mar 19 @	Calgary	2-5	L	34-30-7	19115
72	Mar 20 @	Edmonton	0-2	L	34-31-7	18347
73	Mar 23	WINNIPEG	5-2	W	35-31-7	18230+
74	Mar 25	NY RANGERS	0-3	L	35-32-7	18230+
75	Mar 28 @	Edmonton	1-2	L	35-33-7	18347
76	Mar 29 @	Calgary	4-1	W	36-33-7	19005
77	Mar 31 @	Vancouver	2-0	W	37-33-7	18865
78	Apr 2	ARIZONA	1-2	L	37-34-7	18230+
79	Apr 4	EDMONTON	6-4	W	38-34-7	18230+
80	Apr 6	CALGARY	1-4	L	38-35-7	18230+
81	Apr 8	CHICAGO	3-2	W*	39-35-7	18230+
82	Apr 9 @	Anaheim	3-4	O*	39-35-8	16564

*overtime **shootout +home sellout

KINGS ALL-TIME RECORD YEAR-BY-YEAR

SEASON	GP	W	L	T	OT	PTS	FINISH	PCT	GF	GA
1967-68	74	31	33	10	–	72	2nd West	.486	200	224
1968-69	76	24	42	10	–	58	4th West	.382	185	260
1969-70	76	14	52	10	–	38	6th West	.250	168	290
1970-71	78	25	40	13	–	63	5th West	.404	239	303
1971-72	78	20	49	9	–	49	7th West	.314	206	305
1972-73	78	31	36	11	–	73	6th West	.468	232	245
1973-74	78	33	33	12	–	78	3rd West	.500	233	231
1974-75	80	42	17	21	–	105	2nd Norris	.656	269	185
1975-76	80	38	33	9	–	85	2nd Norris	.531	263	265
1976-77	80	34	31	15	–	83	2nd Norris	.519	271	241
1977-78	80	31	34	15	–	77	3rd Norris	.481	243	245
1978-79	80	34	34	12	–	80	3rd Norris	.500	292	286
1979-80	80	30	36	14	–	74	2nd Norris	.463	290	313
1980-81	80	43	24	13	–	99	2nd Norris	.619	337	290
1981-82	80	24	41	15	–	63	4th Smythe	.394	314	369
1982-83	80	27	41	12	–	66	5th Smythe	.413	308	365
1983-84	80	23	44	13	–	59	5th Smythe	.369	309	376
1984-85	80	34	32	14	–	82	4th Smythe	.513	339	326
1985-86	80	23	49	8	–	54	5th Smythe	.338	284	389
1986-87	80	31	41	8	–	70	4th Smythe	.438	318	341
1987-88	80	30	42	8	–	68	4th Smythe	.425	318	359
1988-89	80	42	31	7	–	91	2nd Smythe	.569	376	335
1989-90	80	34	39	7	–	75	4th Smythe	.469	338	337
1990-91	80	46	24	10	–	102	1st Smythe	.638	340	254
1991-92	80	35	31	14	–	84	2nd Smythe	.525	287	296
1992-93	84	39	35	10	–	88	3rd Smythe	.524	338	340
1993-94	84	27	45	12	–	66	5th Pacific	.393	294	322
1994-95	48	16	23	9	–	41	4th Pacific	.427	142	174
1995-96	82	24	40	18	–	66	6th Pacific	.402	256	302
1996-97	82	28	43	11	–	67	6th Pacific	.409	214	268
1997-98	82	38	33	11	–	87	2nd Pacific	.530	227	225
1998-99	82	32	45	5	–	69	5th Pacific	.421	189	222
1999-00	82	39	27	12	4	94	2nd Pacific	.573	245	228
2000-01	82	38	28	13	3	92	3rd Pacific	.561	252	228
2001-02	82	40	27	11	4	95	3rd Pacific	.579	214	190
2002-03	82	33	37	6	6	78	3rd Pacific	.476	203	221
2003-04	82	28	29	16	9	81	3rd Pacific	.494	205	217
2004-05	No Season - Lockout									
2005-06	82	42	35	–	5	89	4th Pacific	.543	249	270
2006-07	82	27	41	–	14	68	4th Pacific	.415	227	283
2007-08	82	32	43	–	7	71	5th Pacific	.433	231	266
2008-09	82	34	37	–	11	79	5th Pacific	.482	207	234
2009-10	82	46	27	–	9	101	3rd Pacific	.616	241	219
2010-11	82	46	30	–	6	98	4th Pacific	.598	219	198
2011-12	82	40	27	–	15	95	3rd Pacific	.549	194	179
2012-13	48	27	16	–	5	59	2nd Pacific	.615	133	118
2013-14	82	46	28	–	8	100	3rd Pacific	.610	206	174
2014-15	82	40	27	–	15	95	4th Pacific	.579	220	205
2015-16	82	48	28	–	6	102	2nd Pacific	.622	225	195
2016-17	82	39	35	–	8	86	5th Pacific	.524	201	205
TOTALS	**3,882**	**1,628**	**1,695**	**424**	**135**	**3,815**		**.491**	**12,291**	**12,913**

OT column includes both overtime and shootout losses starting in the 2005-06 season.

KINGS ALL-TIME HOME RECORD YEAR-BY-YEAR

SEASON	GP	W	L	T	OT	PTS	SEASON	GP	W	L	T	OT	PTS
1967-68	37	20	13	4	–	44	1994-95	24	7	11	6	–	20
1968-69	38	19	14	5	–	43	1995-96	41	16	16	9	–	41
1969-70	38	12	22	4	–	28	1996-97	41	18	16	7	–	43
1970-71	39	17	14	8	–	42	1997-98	41	22	16	3	–	47
1971-72	39	14	23	2	–	30	1998-99	41	18	20	3	–	39
1972-73	39	21	11	7	–	49	1999-00	41	21	13	5	2	49
1973-74	39	22	13	4	–	48	2000-01	41	20	12	8	1	49
1974-75	40	22	7	11	–	55	2001-02	41	22	12	6	1	51
1975-76	40	22	13	5	–	49	2002-03	41	19	19	2	1	41
1976-77	40	20	13	7	–	47	2003-04	41	15	16	9	1	40
1977-78	40	18	16	6	–	42	2004-05	No Season - Lockout					
1978-79	40	20	13	7	–	47	2005-06	41	26	14	–	1	53
1979-80	40	18	13	9	–	45	2006-07	41	16	16	–	9	41
1980-81	40	22	11	7	–	51	2007-08	41	17	21	–	3	37
1981-82	40	19	15	6	–	44	2008-09	41	18	15	–	8	44
1982-83	40	20	13	7	–	47	2009-10	41	22	13	–	6	50
1983-84	40	13	19	8	–	34	2010-11	41	25	13	–	3	53
1984-85	40	20	14	6	–	46	2011-12	41	22	14	–	5	49
1985-86	40	9	27	4	–	22	2012-13	24	19	4	–	1	39
1986-87	40	20	17	3	–	43	2013-14	41	23	14	–	4	50
1987-88	40	19	18	3	–	41	2014-15	41	25	9	–	7	57
1988-89	40	25	12	3	–	53	2015-16	41	26	12	–	3	55
1989-90	40	21	16	3	–	45	2016-17	41	23	16	–	2	48
1990-91	40	26	9	5	–	57	**TOTALS**	**1,941**	**959**	**713**	**211**	**58**	**2,187**
1991-92	40	20	11	9	–	49							
1992-93	42	22	15	5	–	49							
1993-94	42	18	19	5	–	41							

OT column includes both overtime and shootout losses starting in the 2005-06 season.

KINGS ALL-TIME ROAD RECORD YEAR-BY-YEAR

SEASON	GP	W	L	T	OT	PTS
1967-68	37	11	20	6	–	28
1968-69	38	5	28	5	–	15
1969-70	38	2	30	6	–	10
1970-71	39	8	26	5	–	21
1971-72	39	6	26	7	–	19
1972-73	39	10	25	4	–	24
1973-74	39	11	20	8	–	30
1974-75	40	20	10	10	–	50
1975-76	40	16	20	4	–	36
1976-77	40	14	18	8	–	36
1977-78	40	13	18	9	–	35
1978-79	40	14	21	5	–	33
1979-80	40	12	23	5	–	29
1980-81	40	21	13	6	–	48
1981-82	40	5	26	9	–	19
1982-83	40	7	28	5	–	19
1983-84	40	10	25	5	–	25
1984-85	40	14	18	8	–	36
1985-86	40	14	22	4	–	32
1986-87	40	11	24	5	–	27
1987-88	40	11	24	5	–	27
1988-89	40	17	19	4	–	38
1989-90	40	13	23	4	–	30
1990-91	40	20	15	5	–	45
1991-92	40	15	20	5	–	35
1992-93	42	17	20	5	–	39
1993-94	42	9	26	7	–	25
1994-95	24	9	12	3	–	21
1995-96	41	8	24	9	–	25
1996-97	41	10	27	4	–	24
1997-98	41	16	17	8	–	40
1998-99	41	14	25	2	–	30
1999-00	41	18	14	7	2	45
2000-01	41	18	16	5	2	43
2001-02	41	18	15	5	3	44
2002-03	41	14	18	4	5	37
2003-04	41	13	13	7	8	41
2004-05	No Season - Lockout					
2005-06	41	16	21	–	4	36
2006-07	41	11	25	–	5	27
2007-08	41	15	22	–	4	34
2008-09	41	16	22	–	3	35
2009-10	41	24	14	–	3	51
2010-11	41	21	17	–	3	45
2011-12	41	18	13	–	10	46
2012-13	24	8	12	–	4	20
2013-14	41	23	14	–	4	50
2014-15	41	15	18	–	8	38
2015-16	41	22	16	–	3	47
2016-17	41	16	19	–	6	38
TOTALS	**1,941**	**669**	**982**	**213**	**77**	**1,628**

OT column includes both overtime and shootout losses starting in the 2005-06 season.

KINGS VS. OPPONENTS – ALL-TIME OVERALL

TEAM	GP	W	L	T	OT	GF	GA	PTS	PCT
Anaheim	132	58	49	11	14	360	382	141	.534
Arizona	222	87	101	25	9	739	791	208	.468
Boston	139	42	83	13	1	430	552	98	.353
Buffalo	121	44	57	18	2	373	444	108	.446
Calgary	235	95	111	21	8	772	856	219	.466
Carolina	75	36	29	8	2	281	256	82	.547
Chicago	192	82	88	17	5	576	628	186	.484
Colorado	128	66	50	8	4	449	434	144	.563
Columbus	55	31	19	1	4	162	129	67	.609
Dallas	231	87	103	32	9	679	749	215	.465
Detroit	198	84	82	27	5	684	682	200	.505
Edmonton	204	82	83	30	9	728	777	203	.498
Florida	32	18	11	3	0	93	77	39	.609
Minnesota	59	26	19	5	9	145	140	66	.559
Montreal	143	32	90	20	1	395	588	85	.297
Nashville	67	34	25	3	5	191	173	76	.567
New Jersey	101	55	31	11	4	383	308	125	.619
NY Islanders	105	47	44	12	2	326	330	108	.514
NY Rangers	133	48	66	16	3	411	488	115	.432
Ottawa	33	20	11	2	0	115	85	42	.636
Philadelphia	145	44	84	15	2	380	505	105	.362
Pittsburgh	156	75	59	18	4	528	484	172	.551
San Jose	146	64	63	7	12	399	429	147	.503
St. Louis	199	75	98	22	4	577	625	176	.442
Tampa Bay	35	13	18	2	2	74	92	30	.429
Toronto	147	65	59	21	2	497	487	153	.520
Vancouver	246	108	102	32	4	818	789	252	.512
Washington	108	58	35	13	2	403	369	131	.606
Winnipeg	26	14	5	0	7	91	79	35	.673
Defunct Clubs	69	38	20	11	0	232	185	87	.630
TOTALS	**3,882**	**1,628**	**1,695**	**424**	**135**	**12,291**	**12,913**	**3,815**	**.491**

KINGS VS. OPPONENTS – ALL-TIME HOME

TEAM	GP	W	L	T	OT	PTS
Anaheim	66	35	20	4	7	81
Arizona	110	47	46	14	3	111
Boston	69	26	35	7	1	60
Buffalo	61	28	24	9	0	65
Calgary	116	58	46	9	3	128
Carolina	37	22	12	3	0	47
Chicago	95	44	40	8	3	99
Colorado	65	38	19	5	3	84
Columbus	28	18	9	1	0	37
Dallas	115	51	42	19	3	124
Detroit	99	49	35	14	1	113
Edmonton	101	44	36	15	6	109
Florida	17	12	5	0	0	24
Minnesota	29	14	9	2	4	34
Montreal	72	22	40	9	1	54
Nashville	34	17	14	0	3	37
New Jersey	50	31	11	6	2	70
NY Islanders	52	27	17	7	1	62
NY Rangers	68	27	29	10	2	66
Ottawa	17	13	3	1	0	27
Philadelphia	74	23	43	8	0	54
Pittsburgh	76	47	18	8	3	105
San Jose	73	39	27	4	3	85
St. Louis	99	48	37	12	2	110
Tampa Bay	18	5	11	2	0	12
Toronto	72	38	24	10	0	86
Vancouver	125	66	41	16	2	150
Washington	55	34	14	6	1	75
Winnipeg	13	9	0	0	4	22
Defunct Clubs	35	27	6	2	0	56
TOTALS	**1,941**	**959**	**713**	**211**	**58**	**2,187**

KINGS VS. OPPONENTS – ALL-TIME ROAD

TEAM	GP	W	L	T	OT	PTS
Anaheim	66	23	29	7	7	60
Arizona	112	40	55	11	6	97
Boston	70	16	48	6	0	38
Buffalo	60	16	33	9	2	43
Calgary	119	37	65	12	5	91
Carolina	38	14	17	5	2	35
Chicago	97	38	48	9	2	87
Colorado	63	28	31	3	1	60
Columbus	27	13	10	0	4	30
Dallas	116	36	61	13	6	91
Detroit	99	35	47	13	4	87
Edmonton	103	38	47	15	3	94
Florida	15	6	6	3	0	15
Minnesota	30	12	10	3	5	32
Montreal	71	10	50	11	0	31
Nashville	33	17	11	3	2	39
New Jersey	51	24	20	5	2	55
NY Islanders	53	20	27	5	1	46
NY Rangers	65	21	37	6	1	49
Ottawa	16	7	8	1	0	15
Philadelphia	71	21	41	7	2	51
Pittsburgh	80	28	41	10	1	67
San Jose	73	25	36	3	9	62
St. Louis	100	27	61	10	2	66
Tampa Bay	17	8	7	0	2	18
Toronto	75	27	35	11	2	67
Vancouver	121	42	61	16	2	102
Washington	53	24	21	7	1	56
Winnipeg	13	5	5	0	3	13
Defunct Clubs	34	11	14	9	0	31
TOTALS	**1,941**	**669**	**982**	**213**	**77**	**1,628**

ALL-TIME RECORDS

KINGS ALL-TIME COACHING RECORDS

	COACH	GAMES	W	L	O/T*	PTS	PCT
1	Andy Murray	480	215	176	89	519	.540
2	Darryl Sutter	425	225	147	53	503	.592
3	Bob Pulford	396	178	150	68	424	.535
4	Larry Robinson	328	122	161	45	289	.441
5	Terry Murray	275	139	106	30	308	.560
6	Tom Webster	240	115	94	31	261	.544
7	Bob Berry	240	107	94	39	253	.527
8	Barry Melrose	209	79	101	29	187	.447
9	Pat Quinn	202	75	101	26	176	.436
10	Don Perry	168	52	85	31	135	.402
11	Marc Crawford	164	59	84	21	139	.424
12	Red Kelly	150	55	75	20	130	.433
13	Robbie Ftorek	132	65	56	11	141	.534
14	Larry Regan	88	27	47	14	68	.386
15	Ron Stewart	80	31	34	15	77	.481
16	Fred Glover	68	18	42	8	44	.324
17	Mike Murphy	65	20	37	8	48	.369
18	Johnny Wilson	52	9	34	9	27	.260
19	Parker MacDonald	42	13	24	5	31	.369
20	Roger Neilson	28	8	17	3	19	.339
21	Hal Laycoe	24	5	18	1	11	.229
22	John Torchetti	12	5	7	0	10	.416
23	Rogie Vachon	10	4	3	3	11	.550
24	**John Stevens**	4	2	2	0	4	.500
TOTALS		**3,882**	**1,628**	**1,695**	**559**	**3,815**	**.491**

*O/T column includes ties, overtime and shootout losses.

KINGS HEAD COACHES YEAR-BY-YEAR

Red Kelly: (55-75-20)
June 8,1967 through June 3, 1969.

Hal Laycoe: (5-18-1)
June 6, 1969 through December 13, 1969.

Johnny Wilson: (9-34-9)
December 14, 1969 through August 7, 1970.

Larry Regan: (27-47-14)
August 7, 1970 through October 27, 1971.

Fred Glover: (18-42-8)
October 30, 1971 through April 28, 1972.

Bob Pulford: (178-150-68)
June 7, 1972 through May 27, 1977.

Ron Stewart: (31-34-15)
August 4, 1977 through April 20, 1978.

Bob Berry: (107-94-39)
April 21, 1978 through May 22, 1981.

Parker MacDonald: (13-24-5)
May 22, 1981 through January 11, 1982.

Don Perry: (52-85-31)
January 11, 1982 through January 27, 1984.

Rogie Vachon: (1-0-1)
January 27, 1984 through January 28, 1984.

Roger Neilson: (8-17-3)
January 30, 1984 through April 2, 1984.

Pat Quinn: (75-101-26)
May 29, 1984 through January 10, 1987.

Mike Murphy: (20-37-8)
January 10, 1987 through December 5, 1987.

Rogie Vachon: (0-1-0)
December 6, 1987 through December 8, 1987.

Robbie Ftorek: (65-56-11)
December 9, 1987 through May 20, 1989.

Tom Webster: (115-94-31)
May 31, 1989 through May 4, 1992.

Barry Melrose: (79-101-29)
June 25, 1992 through April 19, 1995.

Rogie Vachon: (3-2-2)
April 21, 1995 through May 3, 1995.

Larry Robinson: (122-161-45)
July 26, 1995 through April 19, 1999.

Andy Murray: (215-176-89)
June 14, 1999 through March 22, 2006.

John Torchetti: (5-7-0)
March 22, 2006 through April 17, 2006.

Marc Crawford: (59-84-21)
May 22, 2006 through June 10, 2008.

Terry Murray: (139-106-30)
July 17, 2008 through December 10, 2011.

John Stevens: (2-2-0)
December 13, 2011 through December 19, 2011.

Darryl Sutter (225-147-53)
December 22, 2011 through April 10, 2017.

John Stevens
April 24, 2017 to present.

FASTEST 100 WINS AS A KINGS HEAD COACH

	100th Win	Game #	Total Record
Darryl Sutter	(6-1 vs. Edmonton, 10/14/14)	183	100-58-25
Terry Murray	(3-2 vs. Edmonton, 12/23/10)	197	100-76-21
Tom Webster	(2-0 vs. Chicago, 2/1/92)	211	100-83-28
Andy Murray	(4-1 vs. Minnesota, 1/24/02)	214	100-82-32
Bob Pulford	(7-4 vs. Kansas City, 3/4/75)	220	100-81-39
Bob Berry	(3-1 at Colorado, 3/6/81)	227	100-92-35

KINGS ALL-TIME SCORING

	Player	POS	GP	G	A	PTS	PIM	PPG	SHG
1	Dionne, Marcel	C	921	550	757	**1,307**	461	172	9
2	Robitaille, Luc	LW	1,077	557	597	**1,154**	924	210	3
3	Taylor, Dave	RW	1,111	431	638	**1,069**	1,589	123	4
4	Gretzky, Wayne	C	539	246	672	**918**	182	63	17
5	Nicholls, Bernie	C	602	327	431	**758**	765	100	25
6	**Kopitar, Anze**	C	840	255	481	**736**	228	80	10
7	Goring, Butch	C	736	275	384	**659**	66	62	19
8	**Brown, Dustin**	RW	964	232	274	**506**	596	77	4
9	Blake, Rob	D	805	161	333	**494**	1,231	92	1
10	Fox, Jim	RW	578	186	293	**479**	143	38	1
11	Simmer, Charlie	LW	384	222	244	**466**	320	79	2
12	Murphy, Mike	RW	673	194	263	**457**	442	40	19
13	Frolov, Alexander	LW	536	168	213	**381**	210	42	7
14	**Doughty, Drew**	D	688	92	270	**362**	501	44	1
15	Berry, Bob	LW	539	159	191	**350**	344	41	0
16	Widing, Juha	C	502	131	211	**342**	188	21	0
17	Palffy, Ziggy	RW	311	150	190	**340**	137	44	10
18	Duchesne, Steve	D	442	99	216	**315**	399	33	5
19	Granato, Tony	LW	380	148	157	**305**	821	42	5
20	Hardy, Mark	D	616	53	250	**303**	858	27	3
21	Kurri, Jari	RW	331	108	185	**293**	171	43	8
22	**Carter, Jeff**	C	377	143	139	**282**	151	42	4
23	Visnovsky, Lubomir	D	499	70	209	**279**	214	31	0
24	Stumpel, Jozef	C	334	76	191	**267**	107	21	0
25	Williams, Justin	RW	427	103	163	**266**	249	25	0
26	Sandstrom, Tomas	RW	235	117	137	**254**	320	34	1
27	Williams, Tommy	LW	372	114	135	**249**	67	36	0
28	McSorley, Marty	D	472	71	163	**234**	1,846	13	7
29	Corrigan, Mike	RW	401	106	124	**230**	522	34	1
30	Carson, Jimmy	C	219	108	111	**219**	83	45	0
31	Stoll, Jarret	C	506	81	133	**214**	344	24	2
32	Murray, Glen	RW	304	103	108	**211**	190	27	8
33	Murphy, Larry	D	242	52	155	**207**	255	22	2
34	**Cammalleri, Michael**	LW	283	93	112	**205**	170	45	0
35	Joyal, Eddie	C	318	105	99	**204**	83	24	1
36	Armstrong, Derek	C	385	63	139	**202**	297	19	0
37	Smolinski, Bryan	C	295	78	113	**191**	162	17	5
38	Flett, Bill	RW	323	84	99	**183**	295	15	0
39	Nevin, Bob	RW	235	64	113	**177**	45	14	3
40	Wells, Jay	D	604	34	143	**177**	1,446	11	0
41	Kozak, Don	RW	409	94	81	**175**	450	15	0
42	**Toffoli, Tyler**	RW	293	84	91	**175**	91	18	6
43	Murdoch, Bob	D	414	41	130	**171**	497	5	1
44	Donnelly, Mike	LW	307	87	83	**170**	144	12	4
45	St. Marseille, Frank	RW	304	54	114	**168**	124	7	0
46	Laperriere, Ian	RW/C	595	61	104	**165**	1,017	2	3
47	Modry, Jaroslav	D	454	35	129	**164**	338	19	1
48	Tonelli, John	LW	221	76	86	**162**	221	18	1
49	Venasky, Vic	C	430	61	101	**162**	66	8	1
50	Galley, Garry	D	361	44	115	**159**	330	16	1
51	Perreault, Yanic	C	288	76	80	**156**	118	14	8
52	MacLellan, Brian	LW	187	61	94	**155**	124	21	1
53	Belanger, Eric	C	323	63	87	**150**	169	8	7
54	**Muzzin, Jake**	D	372	39	111	**150**	225	13	0
55	**Martinez, Alec**	D	419	48	99	**147**	126	14	1
56	Smith, Doug	C	304	72	74	**146**	218	12	2
57	Lemieux, Real	LW	382	46	97	**143**	207	10	2
58	Norstrom, Mattias	D	780	14	128	**142**	583	2	2
59	Johnson, Craig	LW	429	62	79	**141**	196	17	1
60	Tsyplakov, Vladimir	RW	261	56	81	**137**	70	4	2
61	Handzus, Michal	C	327	57	78	**135**	135	16	5
62	Richards, Mike	C	257	46	87	**133**	180	14	5
63	Jensen, Steve	LW	267	71	61	**132**	177	12	3
64	Marotte, Gilles	D	271	23	107	**130**	304	8	0
65	Backstrom, Ralph	C	172	57	71	**128**	36	10	3
66	Kudelski, Bob	RW	269	72	54	**126**	170	6	6
67	Ruskowski, Terry	C	226	37	88	**125**	360	6	3
68	Kelly, John Paul	LW	400	54	70	**124**	366	4	1
69	Schneider, Mathieu	D	193	37	87	**124**	181	21	1
70	Johnson, Jack	D	343	30	94	**124**	256	14	0
71	Sykes, Phil	LW	286	54	67	**121**	362	5	6
72	Khristich, Dimitri	LW	151	46	74	**120**	82	15	0
73	Sargent, Gary	D	215	29	90	**119**	153	14	0
74	Lonsberry, Ross	LW	202	54	64	**118**	237	10	3
75	Goldup, Glenn	LW	273	52	66	**118**	299	5	0
76	Erickson, Bryan	RW	165	46	68	**114**	82	14	2
77	**Lewis, Trevor**	C	506	47	66	**113**	121	1	4
78	Maloney, Dan	LW	159	46	63	**109**	296	8	0
79	Krushelnyski, Mike	C	156	43	66	**109**	170	8	2
80	O'Sullivan, Patrick	LW	188	41	68	**109**	66	7	4
81	Boucher, Phillipe	D	312	32	77	**109**	255	15	0
82	King, Dwight	LW	348	52	56	**108**	96	0	2
83	Zhitnik, Alexei	D	170	26	81	**107**	208	18	0
84	**Gaborik, Marian**	RW	198	54	52	**106**	58	16	0
85	Sydor, Darryl	D	288	20	85	**105**	249	5	0
86	Carr, Gene	C	212	38	66	**104**	184	2	2
87	**Pearson, Tanner**	LW	226	54	49	**103**	53	7	1
88	Irvine, Ted	LW	207	44	59	**103**	101	6	1
89	Apps Jr., Syl	C	201	31	72	**103**	59	5	0
90	Allison, Jason	C	99	25	77	**102**	90	7	0
91	Korab, Jerry	D	211	18	84	**102**	354	7	0
92	Smyth, Ryan	LW	149	45	55	**100**	77	20	0
93	Avery, Sean	LW	218	35	64	**99**	667	2	4
94	Ferraro, Ray	C	197	48	50	**98**	223	16	0
95	O'Donnell, Sean	D	541	15	83	**98**	940	2	0
96	Kasper, Steve	C	173	35	62	**97**	74	4	4
97	Palmer, Rob	D	222	8	86	**94**	84	3	1
98	Simmonds, Wayne	RW	240	39	54	**93**	264	3	0
99	Elik, Todd	C	122	31	60	**91**	99	3	0
100	Williams, Dave	LW	162	40	50	**90**	727	6	0
101	Bernier, Serge	RW	101	33	57	**90**	55	7	0
102	Labossiere, Gord	C	161	34	55	**89**	59	4	0
103	Yachmenev, Vitali	RW	149	29	57	**86**	30	8	1
104	White, Bill	D	189	20	66	**86**	159	5	1
105	Benning, Brian	D	162	14	72	**86**	330	5	0
106	Deadmarsh, Adam	LW	114	46	39	**85**	96	16	0
107	**Clifford, Kyle**	LW	485	37	47	**84**	630	0	0
108	Manery, Randy	D	202	20	64	**84**	173	8	0
109	Carpenter, Bob	C	120	32	51	**83**	106	13	0
110	Bozek, Steve	LW	124	46	36	**82**	82	13	0
111	Conroy, Craig	C	130	27	55	**82**	116	9	3
112	Voynov, Slava	D	190	18	63	**81**	72	5	0
113	Halward, Doug	D	141	16	65	**81**	161	10	0
114	Millen, Corey	C	88	43	37	**80**	86	17	3
115	Pulford, Bob	LW	132	30	50	**80**	101	8	2
116	Allison, Mike	C	147	32	45	**77**	257	11	1
117	Corvo, Joe	D	203	27	50	**77**	88	9	0
118	Kennedy, Dean	D	345	13	62	**75**	591	0	0
119	Robinson, Larry	D	182	11	64	**75**	87	1	0
120	Terrion, Greg	C	134	27	47	**74**	122	3	0
121	MacDonald, Lowell	LW	132	35	38	**73**	22	3	3
122	Druce, John	RW	162	38	34	**72**	84	4	1
123	Hopkins, Dean	RW	217	23	49	**72**	302	3	0
124	Tocchet, Rick	RW	80	31	40	**71**	187	11	1
125	Redmond, Craig	D	170	13	58	**71**	122	4	0
126	Ledyard, Grant	D	142	22	48	**70**	223	10	0
127	Huddy, Charlie	D	226	11	58	**69**	184	3	1
128	Conacher, Pat	C	241	36	32	**68**	121	0	7
129	Audette, Donald	RW	98	30	38	**68**	96	7	0
130	Engblom, Brian	D	202	9	59	**68**	190	5	0

ALL-TIME RECORDS

KINGS ALL-TIME SCORING

	Player	POS	GP	G	A	PTS	PIM	PPG	SHG
131	Wall, Bob	D	212	23	44	**67**	108	7	1
132	Greene, Matt	D	464	16	51	**67**	458	0	0
133	Komadoski, Neil	D	378	13	54	**67**	477	5	0
134	Harris, Billy	RW	128	27	39	**66**	54	2	4
135	Richardson, Brad	C	255	24	41	**65**	135	0	3
136	Todd, Kevin	C	119	22	43	**65**	58	3	2
137	Bonar, Dan	C	170	25	39	**64**	208	4	1
138	Demitra, Pavol	RW	58	25	37	**62**	42	7	5
139	Coffey, Paul	D	60	9	53	**62**	75	2	0
140	Hakansson, Anders	LW	191	31	30	**61**	77	1	2
141	Peters, Jimmy	C	255	31	29	**60**	38	4	4
142	Kannegiesser, Sheldon	D	234	10	50	**60**	170	3	0
143	Robinson, Doug	LW	127	26	32	**58**	18	4	0
144	Lang, Robert	C	147	19	39	**58**	26	0	2
145	Hughes, Howie	RW	168	25	32	**57**	30	6	1
146	Wilson, Bert	LW	317	24	32	**56**	437	1	1
147	Lukowich, Morris	LW	115	25	30	**55**	115	4	0
148	Lucic, Milan	LW	81	20	35	**55**	79	2	0
149	Watters, Tim	D	303	5	50	**55**	529	0	1
150	Byers, Mike	RW	100	31	23	**54**	25	4	0
151	Scuderi, Rob	D	306	4	49	**53**	59	0	0
152	St. Laurent, Andre	C	115	18	34	**52**	179	1	1
153	Harper, Terry	D	234	6	46	**52**	313	1	0
154	Miller, Jay	LW	230	27	24	**51**	865	1	0
155	Menard, Howie	C	91	19	32	**51**	63	2	0
156	Chartrand, Brad	LW	215	25	25	**50**	122	0	3
157	Evans, Daryl	RW	105	21	29	**50**	25	1	1
158	Grant, Danny	RW	76	20	30	**50**	10	8	0
159	Brown, Larry	D	364	5	45	**50**	152	0	0
160	Lacroix, Eric	LW	144	25	24	**49**	176	5	1
161	Fenton, Paul	LW	92	22	26	**48**	52	8	1
162	Rolfe, Dale	D	198	7	41	**48**	246	1	0
163	Stevens, Kevin	LW	89	17	30	**47**	118	7	0
164	Calder, Kyle	LW	139	15	32	**47**	59	5	0
165	Miller, Aaron	D	309	7	40	**47**	211	0	1
166	Mitchell, Wille	D	209	11	35	**46**	123	0	1
167	Laidlaw, Tom	D	195	5	40	**45**	156	0	0
168	Olczyk, Ed	RW/C	67	21	23	**44**	45	5	1
169	Kostopoulos, Tom	RW	152	15	29	**44**	173	0	0
170	McIntyre, John	C	178	15	29	**44**	295	0	1
171	Howell, Harry	D	168	8	36	**44**	85	1	0
172	Heinze, Steve	RW	100	20	23	**43**	58	9	0
173	Klatt, Trent	RW	82	17	26	**43**	46	6	0
174	Hughes, Brent	D	169	7	36	**43**	217	2	0
175	Hutchison, Dave	D	232	6	37	**43**	605	1	0
176	Berg, Aki	D	281	5	38	**43**	202	2	0
177	McKenna, Sean	RW	129	21	21	**42**	29	0	2
178	**Nolan, Jordan**	RW	292	20	22	**42**	264	0	0
179	McNabb, Brayden	D	201	6	36	**42**	198	0	0
180	Shutt, Steve	LW	59	16	25	**41**	10	5	0
181	Lewis, Dave	D	221	5	36	**41**	238	0	0
182	Bourne, Bob	C	150	20	20	**40**	63	1	3
183	Cahan, Larry	D	209	10	30	**40**	171	3	0
184	Shack, Eddie	LW	84	24	14	**38**	123	4	0
185	Quincey, Kyle	D	72	4	34	**38**	63	2	0
186	Courtnall, Russ	RW	115	18	19	**37**	46	1	5
187	Lesuk, Bill	LW	129	12	25	**37**	136	1	0
188	Penner, Dustin	LW	117	11	26	**37**	63	1	0
189	Long, Barry	D	130	5	32	**37**	166	1	0
190	Buchberger, Kelly	LW	169	14	22	**36**	193	0	0
191	Shuchuk, Gary	RW	136	12	24	**36**	64	0	0
192	Eloranta, Mikko	LW	146	14	21	**35**	110	2	0
193	Paterson, Joe	LW	124	12	22	**34**	424	2	0
194	McEwen, Mike	D	47	10	24	**34**	14	7	0
195	**Shore, Nick**	C	172	10	24	**34**	62	0	1

	Player	POS	GP	G	A	PTS	PIM	PPG	SHG
196	Krake, Skip	C	88	8	26	**34**	97	3	1
197	Willsie, Brian	RW	134	15	18	**33**	79	2	0
198	Rychel, Warren	LW	157	16	16	**32**	655	0	0
199	Schultz, Dave	LW	84	12	20	**32**	259	2	0
200	Campbell, Bryan	C	93	12	20	**32**	24	0	0
201	Rochefort, Leon	RW	76	9	23	**32**	14	1	0
202	Duguay, Ron	RW	85	9	23	**32**	65	0	0
203	Curtis, Paul	D	155	2	30	**32**	155	0	0
204	Emerson, Nelson	RW	124	17	14	**31**	79	0	0
205	Quinn, Dan	C	44	14	17	**31**	32	2	0
206	Stemkowski, Pete	C	80	13	18	**31**	33	0	0
207	Preissing, Tom	D	99	11	20	**31**	22	8	0
208	Slaney, John	D	63	9	22	**31**	14	4	1
209	Parse, Scott	LW	73	14	16	**30**	36	1	0
210	Bylsma, Dan	LW	220	9	21	**30**	122	0	1
211	Moger, Sandy	RW	104	14	15	**29**	96	1	0
212	Reinprecht, Steven	C	60	12	17	**29**	14	3	2
213	Ravlich, Matt	D	87	6	23	**29**	75	0	0
214	Regehr, Robyn	D	158	6	23	**29**	93	0	0
215	Gray, Terry	RW	65	12	16	**28**	22	3	0
216	Blake, Jason	C	82	7	21	**28**	36	0	0
217	Degray, Dale	D	63	6	22	**28**	97	0	0
218	Gleason, Tim	D	125	2	26	**28**	98	0	0
219	Nurminen, Kai	LW	67	16	11	**27**	22	4	0
220	Purcell, Teddy	RW	103	8	19	**27**	8	3	0
221	Moller, Oscar	C	87	12	14	**26**	22	6	0
222	Turnbull, Ian	D	42	11	15	**26**	81	1	0
223	Wilson, Murray	LW	58	11	15	**26**	14	1	0
224	Nagy, Ladislav	LW	38	9	17	**26**	18	2	0
225	Holmes, Warren	C	45	8	18	**26**	7	2	0
226	Karalahti, Jere	D	134	8	18	**26**	85	4	0
227	Harrold, Peter	D/F	164	8	18	**26**	50	1	0
228	Crossman, Doug	D	74	10	15	**25**	53	2	0
229	Chartraw, Rick	D	85	6	19	**25**	115	1	0
230	Hoganson, Dale	D	129	6	19	**25**	103	0	0
231	Hicke, Ernie	LW	41	9	15	**24**	18	1	0
232	Sopel, Brent	D	55	4	20	**24**	20	2	0
233	Grenier, Lucien	RW	129	12	11	**23**	16	2	1
234	Loach, Lonnie	LW	50	10	13	**23**	27	1	0
235	LaFayette, Nathan	C	94	10	12	**22**	81	2	2
236	Roenick, Jeremy	C	58	9	13	**22**	36	2	0
237	Jarvis, Wes	C	61	9	13	**22**	36	1	1
238	Gagne, Simon	LW	45	7	15	**22**	20	0	1
239	Isaksson, Ulf	LW	50	7	15	**22**	10	0	0
240	**Dowd, Nic**	C	75	6	16	**22**	27	1	0
241	Drewiske, Davis	D	126	4	18	**22**	67	1	0
242	Thornton, Scott	LW	105	12	9	**21**	124	0	1
243	Carlson, Steve	C	52	9	12	**21**	23	1	0
244	Jokinen, Olli	C	74	9	12	**21**	50	3	1
245	Guay, Paul	RW	93	9	12	**21**	76	0	0
246	Corkum, Bob	C	103	9	12	**21**	32	1	0
247	McEachern, Shawn	LW	49	8	13	**21**	24	0	3
248	Ahola, Peter	D	79	8	13	**21**	107	0	0
249	Makela, Mikko	RW	45	7	14	**21**	16	0	0
250	Jones, Randy	D	48	5	16	**21**	28	1	1
251	Stuart, Brad	D	63	5	16	**21**	67	2	0
252	Lapointe, Rick	D	93	4	17	**21**	64	0	0
253	Unger, Garry	C	58	10	10	**20**	40	1	0
254	Jones, Brad	LW	53	9	11	**20**	57	0	1
255	Smyth, Brad	RW	53	9	11	**20**	78	0	0
256	Hammond, Ken	D	62	8	12	**20**	82	1	0
257	Vopat, Jan	D	65	6	14	**20**	36	0	0
258	Dempsey, Nathan	D	70	6	14	**20**	50	1	0
259	Miller, Bob	C	63	4	16	**20**	35	0	0
260	Hampton, Rick	D	52	3	17	**20**	22	0	0

KINGS ALL-TIME SCORING

	Player	POS	GP	G	A	PTS	PIM	PPG	SHG
261	**Forbort, Derek**	D	96	3	17	**20**	71	0	0
262	Playfair, Larry	D	111	2	18	**20**	422	0	0
263	Price, Noel	D	62	1	19	**20**	29	0	0
264	Smith, Brian	LW	58	10	9	**19**	33	1	0
265	Monahan, Hartland	RW	64	10	9	**19**	45	0	0
266	Cowie, Rob	D	78	7	12	**19**	52	2	0
267	Kontos, Chris	RW	19	6	13	**19**	8	2	0
268	Anderson, Russ	D	84	6	13	**19**	146	0	0
269	Burridge, Randy	LW	38	4	15	**19**	8	2	0
270	Ivanans, Raitis	LW	276	12	6	**18**	555	0	0
271	Tuomainen, Marko	RW	74	9	9	**18**	84	2	1
272	Mickey, Larry	RW	65	6	12	**18**	46	0	1
273	Liba, Igor	RW	27	5	13	**18**	21	1	0
274	Rosa, Pavel	RW	36	5	13	**18**	6	0	0
275	Petit, Michel	D	49	5	13	**18**	111	2	0
276	McBain, Jamie	D	70	5	13	**18**	10	2	0
277	Weaver, Mike	D	92	3	15	**18**	30	1	0
278	Lecavalier, Vincent	C	42	10	7	**17**	20	6	0
279	Johnson, Jim	C	28	8	9	**17**	6	3	2
280	Crowder, Keith	RW	55	4	13	**17**	93	0	0
281	Dallman, Kevin	D	87	4	13	**17**	16	0	0
282	Fraser, Colin	C	134	4	13	**17**	122	0	0
283	Rota, Randy	LW	58	10	6	**16**	16	0	0
284	Houston, Ken	RW	33	8	8	**16**	11	0	0
285	Amadio, Dave	D	124	5	11	**16**	161	1	0
286	Rasmussen, Erik	LW	57	4	12	**16**	28	0	0
287	Barrie, Doug	D	48	3	13	**16**	47	1	0
288	**Andreoff, Andy**	LW	114	10	5	**15**	164	0	0
289	Christoff, Steve	RW	58	8	7	**15**	13	0	0
290	Sim, Jon	LW	62	6	9	**15**	46	0	0
291	Ponikarovsky, Alexei	LW	61	5	10	**15**	36	1	0
292	Bjugstad, Scott	LW	64	5	10	**15**	24	0	0
293	Bednar, Jaroslav	LW	37	4	11	**15**	12	1	0
294	Cowan, Jeff	LW	80	10	4	**14**	129	1	0
295	Loktionov, Andrei	C	59	7	7	**14**	4	1	0
296	Straka, Martin	RW	32	6	8	**14**	4	1	1
297	Duff, Dick	LW	39	6	8	**14**	8	0	0
298	Johnson, Matt	LW	182	6	8	**14**	681	0	0
299	Shevalier, Jeff	LW	27	5	9	**14**	6	1	0
300	McKenna, Steve	LW	137	5	9	**14**	348	1	0
301	Bodger, Doug	D	65	3	11	**14**	34	0	0
302	Mulhern, Richard	D	51	2	12	**14**	39	1	0
303	Selwood, Brad	D	63	1	13	**14**	82	1	0
304	Demarco, Ab	D	63	7	6	**13**	12	2	0
305	Phair, Lyle	LW	48	6	7	**13**	12	0	0
306	Barrie, Len	C	46	5	8	**13**	56	0	0
307	Heaslip, Mark	RW	69	4	9	**13**	45	0	0
308	Prajsler, Petr	D	43	3	10	**13**	49	1	0
309	Giuliano, Jeff	C	101	3	10	**13**	40	0	0
310	Hiller, Jim	RW	40	6	6	**12**	90	1	0
311	Hextall, Dennis	LW	28	5	7	**12**	40	2	0
312	Laughlin, Craig	RW	19	4	8	**12**	6	2	0
313	Mokosak, Carl	LW	30	4	8	**12**	43	0	0
314	Setoguchi, Devin	RW	45	4	8	**12**	14	0	0
315	Wilks, Brian	C	48	4	8	**12**	27	0	0
316	Vopat, Roman	C	57	4	8	**12**	121	1	0
317	Chorney, Marc	D	71	3	9	**12**	58	0	0
318	**Quick, Jonathan**	G	492	0	12	**12**	42	0	0
319	Barney, Scott	RW	24	5	6	**11**	4	2	0
320	Pirnes, Esa	C	57	3	8	**11**	12	0	1
321	Buskas, Rod	D	62	3	8	**11**	193	0	0
322	Schenn, Luke	D	43	2	9	**11**	52	1	0
323	Gibbs, Barry	D	63	2	9	**11**	32	0	0
324	Boyle, Brian	C	36	8	2	**10**	46	0	0
325	Moulson, Matt	LW	29	6	4	**10**	6	0	0

	Player	POS	GP	G	A	PTS	PIM	PPG	SHG
326	Potomski, Barry	LW	59	6	4	**10**	197	1	0
327	Finn, Steven	D	104	5	5	**10**	186	0	0
328	Baumgartner, Ken	LW	91	4	6	**10**	503	0	0
329	Tookey, Tim	C	27	3	7	**10**	12	0	0
330	Johansen, Trevor	D	46	3	7	**10**	69	0	0
331	Ehrhoff, Christian	D	40	2	8	**10**	32	0	0
332	Zmolek, Doug	D	119	2	8	**10**	249	0	0
333	Thompson, Brent	D	81	1	9	**10**	246	0	0
334	Lundmark, Jamie	C	29	7	2	**9**	25	0	0
335	Iginla, Jarome	RW	19	6	3	**9**	16	3	0
336	Sturm, Marco	LW	17	4	5	**9**	17	1	0
337	Couturier, Sylvan	C	33	4	5	**9**	4	1	0
338	Gilhen, Randy	C	33	3	6	**9**	14	0	1
339	Potvin, Jean	D	43	3	6	**9**	37	0	0
340	Snell, Chris	D	32	2	7	**9**	22	0	2
341	Karjalainen, Kyosti	RW	28	1	8	**9**	12	0	0
342	Kaberle, Frantisek	D	37	0	9	**9**	4	0	0
343	Ward, Dixon	LW	34	6	2	**8**	45	2	0
344	Parrish, Mark	RW	19	5	3	**8**	4	3	0
345	McDonough, Al	RW	37	5	3	**8**	8	1	0
346	Kilrea, Brian	C	25	3	5	**8**	12	0	0
347	McDonough, Hubie	C	26	3	5	**8**	10	0	0
348	Anderson, Ron	RW	56	3	5	**8**	26	0	0
349	Hangsleben, Al	LW	18	2	6	**8**	65	0	0
350	Heward, Jamie	D	19	2	6	**8**	20	1	0
351	Zizka, Tomas	D	25	2	6	**8**	16	1	0
352	Houda, Doug	D	54	2	6	**8**	165	0	0
353	Lilja, Andreas	D	45	1	7	**8**	40	1	0
354	Beck, Barry	D	52	1	7	**8**	53	0	0
355	Halkidis, Bob	D	54	1	7	**8**	189	0	0
356	**LaDue, Paul**	D	22	0	8	**8**	4	0	0
357	Hrudey, Kelly	G	360	0	8	**8**	66	0	0
358	MacLean, Donald	C	22	5	2	**7**	4	2	0
359	Robitaille, Randy	C	18	4	3	**7**	17	2	0
360	Kelly, Steve	C	37	3	4	**7**	6	0	0
361	Holland, Jason	D	57	3	4	**7**	24	0	0
362	Norton, Brad	D	73	3	4	**7**	174	0	0
363	Howse, Don	LW	33	2	5	**7**	6	0	0
364	Hunter, Trent	RW	38	2	5	**7**	8	0	0
365	**Gravel, Kevin**	D	54	1	6	**7**	6	1	0
366	Edestrand, Darryl	D	68	1	6	**7**	61	0	0
367	Mulvey, Paul	LW	11	0	7	**7**	50	0	0
368	Holt, Randy	D	78	0	7	**7**	296	0	0
369	Melanson, Roland	G	119	0	7	**7**	44	0	0
370	Croteau, Gary	LW	14	5	1	**6**	6	3	0
371	Grieve, Brent	LW	18	4	2	**6**	15	0	0
372	Volmar, Doug	RW	21	4	2	**6**	16	0	0
373	LaVoie, Dominic	D	8	3	3	**6**	2	2	0
374	LaVallee, Kevin	LW	19	3	3	**6**	2	0	0
375	Duncanson, Craig	LW	28	3	3	**6**	45	0	0
376	Brown, Kevin	RW	30	3	3	**6**	22	0	0
377	Morrison, Dave	RW	31	3	3	**6**	4	0	0
378	Martin, Rick	LW	4	2	4	**6**	2	1	0
379	**Kempe, Adrian**	LW/C	25	2	4	**6**	6	0	0
380	Breault, Frank	RW	27	2	4	**6**	42	0	0
381	Hoene, Phil	LW	37	2	4	**6**	22	0	1
382	Frattin, Matt	RW	40	2	4	**6**	11	1	0
383	Tripp, John	RW	34	1	5	**6**	33	0	0
384	Tsygurov, Denis	D	39	1	5	**6**	33	1	0
385	McBean, Wayne	D	60	0	6	**6**	49	0	0
386	Lessard, Mario	G	240	0	6	**6**	30	0	0
387	Versteeg, Kris	RW	14	4	1	**5**	9	0	0
388	Hachborn, Len	C	24	4	1	**5**	2	1	0
389	Modin, Fredrik	LW	20	3	2	**5**	14	2	0
390	Grimson, Stu	LW	72	3	2	**5**	235	0	0

KINGS ALL-TIME SCORING

	Player	POS	GP	G	A	PTS	PIM	PPG	SHG
391	Wiemer, Jim	D	9	2	3	**5**	20	0	1
392	Mongrain, Bob	C	11	2	3	**5**	2	0	0
393	Gruhl, Scott	LW	14	2	3	**5**	6	0	0
394	Pushkarev, Konstantin	LW	17	2	3	**5**	8	0	0
395	Parros, George	RW	55	2	3	**5**	138	0	0
396	Ronning, Cliff	C	14	1	4	**5**	8	1	0
397	Gilbert, Tom	D	18	1	4	**5**	6	0	0
398	Westgarth, Kevin	RW	90	1	4	**5**	153	0	0
399	Zeiler, John	RW	90	1	4	**5**	87	0	0
400	Vey, Linden	RW	18	0	5	**5**	0	0	0
401	Thomas, Scott	LW	24	3	1	**4**	9	0	0
402	Aulin, Jared	C	17	2	2	**4**	0	1	0
403	Leveque, Guy	C	17	2	2	**4**	21	0	0
404	Glennie, Brian	D	18	2	2	**4**	22	0	0
405	Lindholm, Mikael	C	18	2	2	**4**	2	0	0
406	Crowder, Troy	RW	44	2	2	**4**	141	0	0
407	Thomson, Jim	RW	62	2	2	**4**	237	0	0
408	Gauthier, Denis	D	65	2	2	**4**	90	0	0
409	English, John	D	3	1	3	**4**	4	1	0
410	Vlasak, Tomas	LW	10	1	3	**4**	2	0	0
411	Sekera, Andrej	D	16	1	3	**4**	6	0	0
412	McReynolds, Brian	C	20	1	3	**4**	4	0	0
413	Green, Josh	LW	27	1	3	**4**	8	1	0
414	Moreau, Ethan	LW	28	1	3	**4**	20	0	0
415	Visheau, Mark	D	28	1	3	**4**	107	0	0
416	Scruton, Howard	D	4	0	4	**4**	9	0	0
417	Klima, Petr	LW	8	0	4	**4**	2	0	0
418	Langevin, Dave	D	11	0	4	**4**	7	0	0
419	Broten, Neal	C	19	0	4	**4**	0	0	0
420	Lemieux, Jacques	D	19	0	4	**4**	8	0	0
421	Tverdovsky, Oleg	D	26	0	4	**4**	10	0	0
422	Woytowich, Bob	D	36	0	4	**4**	6	0	0
423	Chychrun, Jeff	D	43	0	4	**4**	99	0	0
424	Garon, Mathieu	G	95	0	4	**4**	14	0	0
425	Janecyk, Bob	G	102	0	4	**4**	42	0	0
426	Potvin, Felix	G	136	0	4	**4**	25	0	0
427	Stamler, Lorne	LW	9	2	1	**3**	2	0	0
428	Clarke, Noah	RW	20	2	1	**3**	4	0	1
429	Anderson, Jim	LW	7	1	2	**3**	2	0	0
430	Larouche, Steve	C	7	1	2	**3**	4	1	0
431	Churla, Shane	RW	11	1	2	**3**	37	0	0
432	Clippingdale, Steve	LW	16	1	2	**3**	9	0	0
433	**Mersch, Michael**	LW	17	1	2	**3**	0	0	0
434	Currie, Glen	C	19	1	2	**3**	9	1	0
435	Hillman, Larry	D	22	1	2	**3**	11	0	0
436	Inglis, Billy	C	22	1	2	**3**	0	0	0
437	Beverley, Nick	D	7	0	3	**3**	0	0	0
438	Grebeshkov, Denis	D	12	0	3	**3**	12	0	0
439	Monahan, Gary	RW	21	0	3	**3**	12	0	0
440	Smithson, Jerred	C	30	0	3	**3**	25	0	0
441	Ellerby, Keaton	D	35	0	3	**3**	16	0	0
442	Yushkevich, Dmitry	D	42	0	3	**3**	24	0	0
443	Healy, Glenn	G	83	0	3	**3**	34	0	0
444	Storr, Jamie	G	121	0	3	**3**	22	0	0
445	Fiset, Stephane	G	200	0	3	**3**	18	0	0
446	Vachon, Rogie	G	389	0	3	**3**	14	0	0
447	Strbak, Martin	D	5	2	0	**2**	8	0	0
448	Barrett, Fred	D	15	2	0	**2**	8	0	0
449	Belanger, Ken	LW	52	2	0	**2**	109	0	0
450	Currie, Dan	LW	5	1	1	**2**	0	0	0
451	Sims, Al	D	9	1	1	**2**	16	0	0
452	Tardif, Patrice	RW	15	1	1	**2**	37	1	0
453	Valicevic, Rob	C	17	1	1	**2**	8	0	0
454	Paek, Jim	D	18	1	1	**2**	10	0	0
455	Ellis, Matt	LW	19	1	1	**2**	14	0	1

	Player	POS	GP	G	A	PTS	PIM	PPG	SHG
456	Segal, Brandon	RW	25	1	1	**2**	20	0	0
457	Carcillo, Daniel	LW	26	1	1	**2**	57	0	0
458	Mair, Adam	C	28	1	1	**2**	63	0	0
459	Blomsten, Arto	D	6	0	2	**2**	0	0	0
460	**Brodzinski, Jonny**	RW	6	0	2	**2**	2	0	0
461	Babych, Dave	D	8	0	2	**2**	2	0	0
462	Richmond, Steve	D	9	0	2	**2**	26	0	0
463	Schenn, Brayden	C	9	0	2	**2**	0	0	0
464	Schmidt, Chris	C	10	0	2	**2**	5	0	0
465	Dineen, Peter	D	11	0	2	**2**	8	0	0
466	Abgrall, Dennis	RW	13	0	2	**2**	4	0	0
467	Clune, Rich	LW	14	0	2	**2**	26	0	0
468	Halpern, Jeff	C	16	0	2	**2**	12	0	0
469	Murray, Marty	C	19	0	2	**2**	4	0	0
470	Baron, Marco	G	21	0	2	**2**	10	0	0
471	McAlpine, Chris	D	21	0	2	**2**	24	0	0
472	Whyte, Sean	RW	21	0	2	**2**	12	0	0
473	Murray, Jim	D	30	0	2	**2**	14	0	0
474	Crowe, Phil	LW	31	0	2	**2**	77	0	0
475	Chapdelaine, Rene	D	32	0	2	**2**	32	0	0
476	Jones, Martin	G	34	0	2	**2**	0	0	0
477	Mattsson, Markus	G	38	0	2	**2**	0	0	0
478	Stauber, Robb	G	56	0	2	**2**	22	0	0
479	Bernier, Jonathan	G	62	0	2	**2**	0	0	0
480	Grahame, Ron	G	66	0	2	**2**	8	0	0
481	Eliot, Darren	G	84	0	2	**2**	22	0	0
482	Elkins, Corey	C	3	1	0	**1**	0	0	0
483	Nechayev, Victor	C	3	1	0	**1**	0	0	0
484	Murray, Brady	C	4	1	0	**1**	6	0	0
485	Carlin, Brian	LW	5	1	0	**1**	0	0	0
486	LaForest, Bob	RW	5	1	0	**1**	2	1	0
487	DiPietro, Paul	C	6	1	0	**1**	6	0	0
488	Giroux, Pierre	C	6	1	0	**1**	17	0	0
489	Gratton, Dan	LW	7	1	0	**1**	5	0	0
490	Nemecek, Jan	D	7	1	0	**1**	4	0	0
491	Kanko, Petr	RW	10	1	0	**1**	0	0	0
492	Luce, Don	C	10	1	0	**1**	2	0	0
493	McCauley, Alyn	C	10	1	0	**1**	2	0	0
494	Redmond, Keith	LW	12	1	0	**1**	20	0	0
495	Walker, Gordie	RW	12	1	0	**1**	2	0	0
496	Morgan, Jason	C	14	1	0	**1**	4	0	0
497	Walker, Russ	RW	17	1	0	**1**	41	0	0
498	O'Dwyer, Billy	C	18	1	0	**1**	15	0	0
499	Flinn, Ryan	LW	31	1	0	**1**	84	0	0
500	Brennan, Kip	LW	41	1	0	**1**	158	0	0
501	Muir, Bryan	D	2	0	1	**1**	2	0	0
502	Brown, Jim	D	3	0	1	**1**	5	0	0
503	Jay, Bob	D	3	0	1	**1**	0	0	0
504	Crashley, Bart	D	4	0	1	**1**	6	0	0
505	Germain, Eric	D	4	0	1	**1**	13	0	0
506	Goverde, Dave	G	4	0	1	**1**	0	0	0
507	Jensen, Al	G	5	0	1	**1**	0	0	0
508	Garland, Scott	C	6	0	1	**1**	24	0	0
509	Heidt, Mike	D	6	0	1	**1**	7	0	0
510	Helander, Peter	D	7	0	1	**1**	0	0	0
511	Podollan, Jason	RW	7	0	1	**1**	7	0	0
512	Stanfield, Jim	LW	7	0	1	**1**	0	0	0
513	Ward, Jason	RW	7	0	1	**1**	4	0	0
514	Weeks, Steve	G	7	0	1	**1**	0	0	0
515	Brennan, Dan	LW	8	0	1	**1**	9	0	0
516	Larocque, Denis	D	8	0	1	**1**	18	0	0
517	Murphy, Rob	C	8	0	1	**1**	22	0	0
518	Rutherford, Jim	G	10	0	1	**1**	0	0	0
519	Schultz, Jeff	D	10	0	1	**1**	4	0	0
520	Sinisalo, Ilkka	LW	10	0	1	**1**	4	0	0

KINGS ALL-TIME SCORING

	Player	POS	GP	G	A	PTS	PIM	PPG	SHG
521	Hamel, Gilles	LW	11	0	1	**1**	2	0	0
522	Ryan, Matt	C	12	0	1	**1**	2	0	0
523	Pronger, Sean	C	13	0	1	**1**	4	0	0
524	Carter, Anson	RW	15	0	1	**1**	0	0	0
525	Mikkelson, Bill	D	15	0	1	**1**	6	0	0
526	Fitzpatrick, Mark	G	17	0	1	**1**	2	0	0
527	Legace, Manny	G	17	0	1	**1**	0	0	0
528	Kuznetsov, Maxim	D	19	0	1	**1**	20	0	0
529	Scrivens, Ben	G	19	0	1	**1**	0	0	0
530	Burke, Sean	G	23	0	1	**1**	4	0	0
531	Potvin, Marc	RW	23	0	1	**1**	87	0	0
532	Cloutier, Dan	G	33	0	1	**1**	23	0	0
533	Blake, Mike	G	40	0	1	**1**	0	0	0
534	Tuer, Al	D	45	0	1	**1**	150	0	0
535	Budaj, Peter	G	54	0	1	**1**	0	0	0
536	Keans, Doug	G	56	0	1	**1**	7	0	0
537	Laskoski, Gary	G	59	0	1	**1**	6	0	0
538	LaBarbera, Jason	G	93	0	1	**1**	4	0	0
539	Desjardins, Gerry	G	103	0	1	**1**	6	0	0
540	Edwards, Gary	G	155	0	1	**1**	14	0	0
541	Barnes, Blair	RW	1	0	0	**0**	0	0	0
542	Bergeron, J.C.	G	1	0	0	**0**	0	0	0
543	**Campbell, Jack**	G	1	0	0	**0**	0	0	0
544	Chouinard, Mathieu	G	1	0	0	**0**	0	0	0
545	Cliche, Marc-Andre	C	1	0	0	**0**	0	0	0
546	Foley, Gerry	RW	1	0	0	**0**	0	0	0
547	Gladney, Bob	D	1	0	0	**0**	2	0	0
548	Hauser, Adam	G	1	0	0	**0**	0	0	0
549	Hocking, Justin	D	1	0	0	**0**	0	0	0
550	Hofford, Jim	D	1	0	0	**0**	2	0	0
551	Huard, Bill	LW	1	0	0	**0**	2	0	0
552	Jaks, Pauli	G	1	0	0	**0**	0	0	0
553	Lavigne, Eric	D	1	0	0	**0**	0	0	0
554	Marinucci, Chris	C	1	0	0	**0**	0	0	0
555	Moxey, Jim	RW	1	0	0	**0**	2	0	0
556	Pageau, Paul	G	1	0	0	**0**	0	0	0
557	Popiel, Poul	D	1	0	0	**0**	0	0	0
558	Scott, Travis	G	1	0	0	**0**	0	0	0
559	Semchuk, Brandy	RW	1	0	0	**0**	2	0	0
560	Taylor, Daniel	G	1	0	0	**0**	0	0	0
561	Van der Gulik, David	LW	1	0	0	**0**	0	0	0
562	Waddell, Don	D	1	0	0	**0**	0	0	0
563	Batyrshin, Ruslan	D	2	0	0	**0**	6	0	0
564	Blight, Rick	RW	2	0	0	**0**	2	0	0
565	Brennan, Rich	D	2	0	0	**0**	0	0	0
566	Brown, Rob	RW	2	0	0	**0**	0	0	0
567	Carriere, Larry	D	2	0	0	**0**	0	0	0
568	Donato, Ted	LW	2	0	0	**0**	2	0	0
569	Dufour, Marc	RW	2	0	0	**0**	0	0	0
570	Hnilicka, Milan	G	2	0	0	**0**	0	0	0
571	James, Connor	C	2	0	0	**0**	0	0	0
572	Petiot, Richard	D	2	0	0	**0**	2	0	0
573	Stephenson, Shay	LW	2	0	0	**0**	0	0	0
574	Williams, Darryl	RW	2	0	0	**0**	10	0	0
575	Witherspoon, Jim	D	2	0	0	**0**	2	0	0
576	Bach, Ryan	G	3	0	0	**0**	0	0	0
577	Campbell, Andrew	D	3	0	0	**0**	0	0	0
578	Convery, Brandon	C	3	0	0	**0**	4	0	0
579	Marson, Mike	LW	3	0	0	**0**	5	0	0
580	Turner, Dean	D	3	0	0	**0**	4	0	0
581	Caron, Jacques	G	4	0	0	**0**	0	0	0
582	Fukufuji, Yutaka	G	4	0	0	**0**	0	0	0
583	Hayward, Rick	D	4	0	0	**0**	5	0	0
584	Johnston, Larry	D	4	0	0	**0**	4	0	0
585	Logan, Bob	RW	4	0	0	**0**	0	0	0

	Player	POS	GP	G	A	PTS	PIM	PPG	SHG
586	McCosh, Shawn	RW	4	0	0	**0**	4	0	0
587	Sheehan, Bobby	C	4	0	0	**0**	2	0	0
588	Smith, Dennis	D	4	0	0	**0**	4	0	0
589	Tambellini, Jeff	LW	4	0	0	**0**	2	0	0
590	Cousineau, Marcel	G	5	0	0	**0**	0	0	0
591	Jackman, Tim	RW	5	0	0	**0**	10	0	0
592	Jenkins, Dean	RW	5	0	0	**0**	2	0	0
593	Pasin, Dave	LW	5	0	0	**0**	0	0	0
594	Piskula, Joe	D	5	0	0	**0**	6	0	0
595	Schamehorn, Kevin	RW	5	0	0	**0**	4	0	0
596	Seguin, Steve	RW	5	0	0	**0**	9	0	0
597	Short, Steve	D	5	0	0	**0**	2	0	0
598	Smith, Billy	G	5	0	0	**0**	5	0	0
599	Tukonen, Lauri	RW	5	0	0	**0**	0	0	0
600	Bekar, Derek	RW	6	0	0	**0**	4	0	0
601	Fortier, Marc	C	6	0	0	**0**	5	0	0
602	Gans, Dave	C	6	0	0	**0**	2	0	0
603	Bishop, Ben	G	7	0	0	**0**	2	0	0
604	Gauthier, Gabe	C	8	0	0	**0**	2	0	0
605	Thomlinson, Dave	LW	8	0	0	**0**	21	0	0
606	Dufresne, Donald	D	9	0	0	**0**	10	0	0
607	Gibson, John	D	10	0	0	**0**	39	0	0
608	Weal, Jordan	C	10	0	0	**0**	2	0	0
609	Brust, Barry	G	11	0	0	**0**	0	0	0
610	Chabot, Frederic	G	12	0	0	**0**	0	0	0
611	Scott, Ron	G	12	0	0	**0**	2	0	0
612	**Zatkoff, Jeff**	G	13	0	0	**0**	0	0	0
613	Fuhr, Grant	G	14	0	0	**0**	2	0	0
614	Knickle, Rick	G	14	0	0	**0**	2	0	0
615	Passmore, Steve	G	14	0	0	**0**	0	0	0
616	Enroth, Jhonas	G	16	0	0	**0**	0	0	0
617	Simmons, Gary	G	18	0	0	**0**	6	0	0
618	Aubin, Jean-Sebastien	G	19	0	0	**0**	0	0	0
619	Klemm, Jon	D/RW	22	0	0	**0**	10	0	0
620	Norris, Jack	G	25	0	0	**0**	0	0	0
621	Gosselin, Mario	G	26	0	0	**0**	0	0	0
622	Sawchuck, Terry	G	36	0	0	**0**	0	0	0
623	Cechmanek, Roman	G	49	0	0	**0**	2	0	0
624	Ersberg, Erik	G	53	0	0	**0**	2	0	0
625	Huet, Cristobal	G	53	0	0	**0**	4	0	0
626	Berthiaume, Daniel	G	56	0	0	**0**	10	0	0
627	Rutledge, Wayne	G	82	0	0	**0**	11	0	0
628	Dejordy, Denis	G	86	0	0	**0**	0	0	0
629	Dafoe, Byron	G	87	0	0	**0**	0	0	0

ALL-TIME RECORDS

KINGS ALL-TIME GOALTENDER STATISTICS

	GOALIE	GP	MIN	W	L	O/T	GA	SO	SA	S%	GAA	G	A	PIM
1	**Quick, Jonathan**	492	28,772	260	167	53	1,086	44	12,892	.916	2.26	0	12	42
2	Vachon, Rogie	389	22,922	171	148	66	1,091	32	11,019	.901	2.86	0	3	14
3	Hrudey, Kelly	360	20,474	145	135	55	1,185	10	11,336	.895	3.47	0	8	66
4	Lessard, Mario	240	13,529	92	97	39	844	9	6,732	.875	3.74	0	6	30
5	Storr, Jamie	205	10,851	85	78	21	456	16	5,055	.910	2.52	0	3	26
6	Fiset, Stephane	200	11,292	80	85	22	532	10	5,692	.907	2.83	0	3	18
7	Edwards, Gary	155	8,794	54	68	22	497	7	4,588	.892	3.39	0	1	14
8	Potvin, Felix	136	7,848	61	52	16	308	14	3,244	.905	2.35	0	4	25
9	Melanson, Roland	119	6,832	40	58	14	469	3	3,569	.869	4.12	0	7	50
10	Desjardins, Gerry	104	5,952	26	58	14	348	7	3,243	.892	3.51	0	1	20
11	Janecyk, Bob	103	5,837	42	44	12	407	2	3,041	.867	4.18	0	4	42
12	Garon, Mathieu	95	5,225	44	36	9	264	6	2,587	.898	3.03	0	4	14
13	LaBarbera, Jason	93	4,849	33	40	8	237	4	2,468	.904	2.93	0	1	4
14	Dafoe, Byron	87	4,829	27	41	13	284	1	2,717	.895	3.53	0	0	6
15	Dejordy, Denis	86	4,813	23	45	15	299	1	2,673	.888	3.73	0	0	0
16	Eliot, Darren	83	4,767	24	41	11	358	1	2,392	.849	4.51	0	2	22
17	Healy, Glenn	83	4,615	37	37	3	333	1	2,503	.869	4.33	0	3	34
18	Rutledge, Wayne	82	4,325	28	38	7	242	2	2,248	.893	3.36	0	0	11
19	Grahame, Ron	66	3,705	23	32	7	262	2	1,985	.868	4.24	0	2	8
20	Bernier, Jonathan	62	3,460	29	20	6	136	6	1,553	.912	2.36	0	2	0
21	Laskoski, Gary	59	2,942	19	27	5	228	0	1,528	.851	4.65	0	1	6
22	Berthiaume, Daniel	56	3,099	27	21	5	183	1	1,627	.888	3.54	0	0	10
23	Stauber, Robb	56	2,978	19	20	9	189	1	1,742	.892	3.81	0	2	20
24	Keans, Doug	56	2,753	13	18	13	187	0	1,333	.860	4.08	0	1	7
25	Budaj, Peter	54	3,091	28	20	3	111	7	1,314	.916	2.15	0	1	0
26	Ersberg, Erik	53	2,827	18	19	10	120	2	1,337	.910	2.55	0	0	2
27	Huet, Cristobal	53	2,740	14	20	11	110	4	1,202	.908	2.41	0	0	4
28	Cechmanek, Roman	49	2,701	18	21	6	113	5	1,198	.906	2.51	0	0	2
29	Blake, Mike	40	2,117	13	15	5	150	0	1,132	.867	4.25	0	1	8
30	Mattsson, Markus	38	2,000	12	13	6	144	2	982	.853	4.32	0	2	2
31	Sawchuk, Terry	36	1,936	10	17	5	99	2	910	.891	3.07	0	0	0
32	Jones, Martin	34	1,870	16	11	2	62	7	807	.923	1.99	0	2	0
33	Cloutier, Dan	33	1,770	8	18	3	113	0	855	.868	3.83	0	1	23
34	Gosselin, Mario	26	1,226	7	11	1	79	0	583	.864	3.87	0	0	0
35	Norris, Jack	25	1,305	7	11	2	85	0	778	.891	3.91	0	0	0
36	Burke, Sean	23	1,310	6	10	5	68	1	687	.901	3.11	0	1	4
37	Baron, Marco	21	1,211	3	14	4	87	0	628	.861	4.31	0	2	10
38	Scrivens, Ben	19	975	7	5	4	32	3	464	.931	1.97	0	1	0
39	Aubin, Jean-Sebastien	19	828	5	6	1	44	0	385	.886	3.19	0	0	0
40	Simmons, Gary	18	933	3	9	3	60	0	453	.868	3.86	0	0	6
41	Fitzpatrick, Mark	17	957	6	7	3	64	0	563	.886	4.01	0	1	2
42	Legace, Manny	17	899	2	9	2	39	0	439	.911	2.60	0	1	0
43	Enroth, Jhonas	16	856	7	5	1	31	2	398	.922	2.17	0	0	0
44	Passmore, Steve	14	718	3	8	1	37	1	310	.881	3.09	0	0	4
45	Knickle, Rick	14	706	7	6	0	44	0	363	.879	3.74	0	0	2
46	Fuhr, Grant	14	698	1	7	3	47	0	379	.876	4.04	0	0	2
47	**Zatkoff, Jeff**	13	550	2	7	1	27	0	223	.879	2.95	0	0	0
48	Scott, Ron	12	654	5	6	0	40	0	319	.875	3.67	0	0	2
49	Chabot, Frederic	12	554	3	3	2	29	0	267	.891	3.14	0	0	0
50	Brust, Barry	11	486	2	4	1	30	0	245	.878	3.70	0	0	0
51	Rutherford, Jim	10	560	6	3	0	53	0	302	.825	5.68	0	1	0
52	Bishop, Ben	7	410	2	3	2	17	0	170	.900	2.49	0	0	2
53	Weeks, Steve	7	252	1	3	0	17	0	136	.875	4.05	0	1	0
54	Jensen, Al	5	300	1	4	0	27	0	153	.824	5.40	0	1	0
55	Smith, Billy	5	300	1	3	1	23	0	178	.871	4.60	0	0	5
56	Goverde, Dave	5	278	1	4	0	29	0	151	.808	6.25	0	1	0
57	Cousineau, Marcel	5	171	1	1	0	6	0	64	.906	2.11	0	0	0
58	Caron, Jacques	4	200	0	3	0	13	0	104	.875	3.90	0	0	0
59	Fukufuji, Yutaka	4	96	0	3	0	7	0	43	.837	4.37	0	0	0
60	Bach, Ryan	3	108	0	3	0	8	0	66	.879	4.44	0	0	0
61	Hnilicka, Milan	2	80	0	1	0	5	0	42	.881	3.75	0	0	0
62	Pageau, Paul	1	60	0	1	0	8	0	34	.765	8.00	0	0	0
63	Bergeron, J.C.	1	56	0	1	0	4	0	35	.886	4.29	0	0	0
64	Hauser, Adam	1	51	0	0	0	6	0	24	.750	7.06	0	0	0
65	Jaks, Pauli	1	40	0	0	0	2	0	25	.920	3.00	0	0	0
66	Scott, Travis	1	25	0	0	0	3	0	10	.700	7.20	0	0	0
67	**Campbell, Jack**	1	20	0	0	0	0	0	5	1.000	0.00	0	0	0
68	Taylor, Daniel	1	20	0	0	0	2	0	10	.800	6.00	0	0	0
69	Chouinard, Mathieu	1	3	0	0	0	0	0	2	1.000	0.00	0	0	0

*Team shutouts include a shared shutout by Keans and Lessard vs. Boston on February 20, 1980 (3-0) and a shared shutout by Fiset and Legace at New Jersey on October 28, 1998 (4-0).

KINGS LEADERS YEAR-BY-YEAR

SEASON	GOALS	ASSISTS	POINTS	PPG'S	PIM
1967-68	Flett - 26	Joyal - 34	Joyal - 57	Joyal, Lemieux - 5	Amadio - 101
1968-69	Joyal - 33	Lemieux - 29	Joyal - 52	Joyal - 9	Rolfe - 85
1969-70	Shack - 22	Goring, Rochefort - 23	Lonsberry - 42	Joyal - 6	Lonsberry - 118
1970-71	Byers - 27	Widing - 40	Widing - 65	Pulford - 6	Marotte - 96
1971-72	Widing - 27	Backstrom, Goring - 29	Widing - 55	Backstrom - 7	Corrigan - 93
1972-73	Corrigan - 37	Widing - 54	Widing - 70	Berry, Corrigan - 14	Corrigan - 146
1973-74	Goring - 28	St. Marseille - 36	Goring - 61	Berry - 8	Corrigan, Harper - 119
1974-75	Nevin - 31	Nevin - 41	Nevin - 72	Berry, Nevin, Widing - 7	Maloney - 165
1975-76	Dionne - 40	Dionne - 54	Dionne - 94	Corrigan - 9	Hutchison - 181
1976-77	Dionne - 53	Dionne - 69	Dionne - 122	Williams - 15	Schultz - 232
1977-78	Goring - 37	Dionne - 43	Dionne - 79	Dionne, Goring - 9	Wilson - 127
1978-79	Dionne -59	Dionne - 71	Dionne - 130	Dionne - 19	Holt - 202
1979-80	Simmer - 56**	Dionne - 84	Dionne - 137**	Simmer - 21*	Wells - 113
1980-81	Dionne - 58	Dionne - 77	Dionne - 135	Dionne, Simmer - 23	Wells - 155
1981-82	Dionne - 50	Dionne, Taylor - 67	Dionne - 117	Dionne - 17	Wells - 145
1982-83	Dionne - 56	Dionne, Simmer - 51	Dionne - 107	Dionne - 17	Wells - 167
1983-84	Simmer - 44	Nicholls - 54	Nicholls - 95	Dionne, Simmer - 13	Wells - 141
1984-85	Dionne, Nicholls - 46	Dionne - 80	Dionne - 126	Dionne - 16	Wells - 185
1985-86	Dionne, Nicholls - 36	Nicholls - 61	Nicholls - 97	Dionne, Taylor - 11	Williams - 320
1986-87	Robitaille - 45	Dionne - 50	Robitaille - 84	Carson, Robitaille - 18	Williams - 358
1987-88	Carson - 55	Robitaille - 58	Robitaille - 111	Carson - 22	Playfair - 197
1988-89	**Nicholls - 70**	Gretzky - 114**	**Gretzky - 168**	Nicholls - 21	McSorley - 350
1989-90	Robitaille - 52	Gretzky - 102*	Gretzky - 142*	Robitaille - 20	McSorley - 322
1990-91	Robitaille, Sandstrom - 45	**Gretzky - 122***	Gretzky - 163*	Sandstrom - 16	Miller - 259
1991-92	Robitaille - 44	Gretzky - 90*	Gretzky - 121	**Robitaille - 26**	McSorley - 268
1992-93	Robitaille - 63	Robitaille - 62	Robitaille - 125	Robitaille - 24	**McSorley - 399***
1993-94	Robitaille - 44	Gretzky - 92*	Gretzky - 130*	Robitaille - 24	Rychel - 322
1994-95***	Tocchet - 18	Gretzky - 37	Gretzky - 48	Tocchet - 7	Johnson - 102
1995-96	Khristich - 27	Gretzky - 66	Gretzky - 81	Khristich - 12	McSorley - 148
1996-97	Ferraro - 25	Khristich - 37	Khristich - 56	Ferraro -11	Johnson - 194
1997-98	Murray - 29	Stumpel - 58	Stumpel - 79	Blake - 11	Johnson - 249
1998-99	Robitaille - 39	Robitaille - 35	Robitaille - 74	Robitaille - 11	O'Donnell - 186
1999-00	Robitaille - 36	Stumpel - 41	Robitaille - 74	Robitaille - 13	Laperriere - 185
2000-01	Palffy - 38	Palffy, Robitaille - 51	Palffy - 89	Robitaille - 16	Grimson - 235
2001-02	Palffy - 32	Allison - 55	Allison - 74	Palffy - 15	Laperriere - 125
2002-03	Palffy - 37	Palffy - 48	Palffy - 85	Palffy, Schneider - 10	Laperriere - 122
2003-04	Frolov - 24	Robitaille, Stumpel - 29	Robitaille - 51	Robitaille - 12	Avery - 261*
2004-05	DNP - Lockout				
2005-06	Cammalleri - 26	Visnovsky - 50	Visnovsky - 67	Cammalleri - 15	Avery - 257*
2006-07	Frolov - 35	Cammalleri - 46	Cammalleri - 80	Cammalleri - 16	Ivanans - 140
2007-08	Brown - 33	Kopitar - 45	Kopitar - 77	Brown, Kopitar - 12	Ivanans - 134
2008-09	Frolov - 32	Kopitar - 39	Kopitar - 66	Frolov - 12	Ivanans - 145
2009-10	Kopitar - 34	Kopitar - 47	Kopitar - 81	Kopitar - 14	Ivanans - 136
2010-11	Brown - 28	Kopitar - 48	Kopitar - 73	Smyth - 9	Clifford - 141
2011-12	Kopitar - 25	Kopitar - 51	Kopitar - 76	Brown/Williams - 9	Clifford - 123
2012-13***	Carter - 26	Kopitar - 32	Kopitar - 42	Brown/Carter - 8	Clifford - 51
2013-14	Kopitar - 29	Kopitar - 41	Kopitar - 70	Kopitar - 10	Clifford - 81
2014-15	Carter - 28	Kopitar - 48	Kopitar - 64	Gaborik - 11	Clifford - 87
2015-16	Toffoli - 31	Kopitar - 49	Kopitar - 74	Doughty/Toffoli - 9	McNabb - 92
2016-17	Carter - 32	Kopitar - 40	Carter - 66	Carter - 10	Clifford - 92

*Led NHL **Tied for NHL lead ***48-game season

Bold = All-time franchise single season leader

ALL-TIME RECORDS

KINGS GOALTENDER LEADERS YEAR-BY-YEAR

SEASON	GP (Minutes)	SO	S%	GAA	WINS
1967-68	Rutledge - 45 (2,444)	Rutledge/Sawchuk - 2	Rutledge - .898	Rutledge - 2.87	Rutledge - 21
1968-69	Desjardins - 61 (3,499)	Desjardins - 4	Desjardins - .897	Desjardins - 3.24	Desjardins - 19
1969-70	Desjardins - 43 (2,453)	Desjardins - 3	Desjardins - .886	Desjardins - 3.89	Desjardins - 7
1970-71	Dejordy - 60 (3,375)	Dejordy - 1	Norris - .889	Dejordy - 3.80	Dejordy - 18
1971-72	Edwards - 44 (2,503)	Edwards - 2	Edwards - .904	Edwards - 3.60	Edwards - 13
1972-73	Vachon - 53 (3,120)	Vachon - 4	Vachon - .899	Vachon - 2.85	Vachon - 22
1973-74	Vachon - 65 (3,751)	Vachon - 5	Vachon - .904	Vachon - 2.80	Vachon - 28
1974-75	Vachon - 54 (3,239)	Vachon - 6	Vachon - .926	Vachon - 2.24	Vachon - 27
1975-76	Vachon - 51 (3,060)	Vachon - 5	Vachon - .891	Vachon - 3.14	Vachon - 26
1976-77	Vachon - 68 (4,059)	Vachon - 8	Vachon - .903	Vachon - 2.72	Vachon - 33
1977-78	Vachon - 70 (4,107)	Vachon - 4	Vachon - .891	Vachon - 2.86	Vachon - 29
1978-79	Lessard - 49 (2,860)	Lessard - 4	Lessard - .892	Lessard - 3.10	Lessard - 23
1979-80	Lessard - 50 (2,836)	Grahame - 2	Grahame - .878	Lessard - 3.91	Lessard - 18
1980-81	Lessard - 64 (3,746)	Lessard - 2	Lessard - .892	Lessard - 3.25	Lessard - 35*
1981-82	Lessard - 52 (2,933)	Lessard - 2	Keans - .864	Keans - 4.30	Lessard - 13
1982-83	Laskoski - 46 (2,277)	Lessard/Mattsson - 1	Laskoski - .857	Laskoski - 4.56	Laskoski - 15
1983-84	Blake - 29 (1,634)	Mattsson - 1	Blake - .867	Blake - 4.33	Blake - 9
1984-85	Janecyk - 52 (3,002)	Janecyk - 2	Janecyk - .877	Janecyk - 3.72	Janecyk - 23
1985-86	Janecyk - 38 (2,083)	--	Janecyk - .855	Janecyk - 4.67	Janecyk - 14
1986-87	Melanson - 46 (2,734)	Eliot/Melanson - 1	Melanson - .881	Melanson - 3.69	Melanson - 18
1987-88	Melanson - 47 (2,676)	Melanson - 2	Healy - .866	Healy - 4.33	Melanson - 17
1988-89	Healy - 48 (2,699)	Hrudey - 1	Healy - .873	Healy - 4.27	Healy - 25
1989-90	Hrudey - 52 (2,860)	Hrudey - 2	Hrudey - .873	Gosselin - 3.87	Hrudey - 22
1990-91	Hrudey - 47 (2,730)	Hrudey - 3	Hrudey - .900	Hrudey - 2.90	Hrudey - 26
1991-92	Hrudey - 60 (3,509)	Hrudey - 1	Hrudey - .897	Hrudey - 3.37	Hrudey - 26
1992-93	Hrudey - 50 (2,718)	Hrudey - 2	Stauber - .888	Stauber - 3.84	Hrudey - 18
1993-94	Hrudey - 64 (3,713)	Hrudey/Stauber - 1	Hrudey - .897	Hrudey - 3.68	Hrudey - 22
1994-95***	Hrudey - 35 (1,894)	–	Hrudey - .910	Hrudey - 3.14	Hrudey - 14
1995-96	Dafoe - 47 (2,666)	Dafoe - 1	Hrudey - .907	Hrudey - 3.26	Dafoe - 14
1996-97	Fiset - 44 (2,482)	Fiset - 4	Dafoe - .905	Dafoe - 3.11	Dafoe/Fiset - 13
1997-98	Fiset - 60 (3,497)	Fiset/Storr - 2	Fiset - .909	Fiset - 2.71	Fiset - 26
1998-99	Fiset - 42 (2,403)	Storr - 4	Storr - .916	Storr - 2.40	Fiset - 18
1999-00	Fiset - 47 (2,592)	Fiset/Storr - 1	Storr - .908	Storr - 2.53	Fiset - 20
2000-01	Storr - 45 (2,498)	Potvin - 5	Storr - .899	Storr - 2.74	Storr - 19
2001-02	Potvin - 71 (4,071)	Potvin - 6	Potvin - .907	Potvin - 2.31	Potvin - 31
2002-03	Potvin - 42 (2,367)	Potvin/Storr - 3	Storr - .905	Storr - 2.55	Potvin - 17
2003-04	Cechmanek - 49 (2,701)	Cechmanek - 5	Huet - .907	Huet - 2.43	Cechmanek - 18
2004-05	DNP - Lockout				
2005-06	Garon - 63 (3,446)	Garon - 4	LaBarbera - .900	LaBarbera - 2.89	Garon - 31
2006-07	Garon - 32 (1,779)	Garon - 2	Garon - .907	Garon - 2.66	Garon - 13
2007-08	LaBarbera - 45 (2,421)	Ersberg - 2	LaBarbera - .910	LaBarbera - 3.00	LaBarbera - 17
2008-09	Quick - 44 (2,495)	Quick - 4	Quick - .914	Quick - 2.48	Quick - 21
2009-10	**Quick - 72 (4,258)**	Quick - 4	Quick - .907	Quick - 2.54	Quick - 39
2010-11	Quick - 61 (3,591)	Quick - 6	Quick - .918	Quick - 2.24	Quick - 35
2011-12	Quick - 69 (4,099)	**Quick - 10***	**Quick - .929**	**Quick - 1.95**	Quick - 35
2012-13***	Quick - 37 (2,134)	Bernier/Quick - 1	Quick - .902	Quick - 2.45	Quick - 18
2013-14	Quick - 49 (2,904)	Quick - 6	Quick - .915	Quick - 2.07	Quick - 27
2014-15	**Quick - 72** (4,184)	Quick - 6	Quick - .918	Quick - 2.24	Quick - 36
2015-16	Quick - 68 (4,034*)	Quick - 5	Quick - .918	Quick - 2.22	**Quick - 40**
2016-17	Budaj - 53 (3,029)	Budaj - 7	Budaj - .917	Budaj - 2.12	Budaj - 27

Note: Goalies need to appear in a minimum of 25 games to be eligible as category leaders for save percentage and goals-against average.
Note: Quick tied his own single season record for most appearances (72) in 2014-15 after setting the record in 2009-10.
*Led NHL **Tied for NHL lead ***48-game season **Bold** = All-time franchise single season leader

KINGS ALL-TIME TOP TEN

GAMES PLAYED

No.	Player	Total
1	Dave Taylor	1,111
2	Luc Robitaille	1,077
3	**Dustin Brown**	964
4	Marcel Dionne	921
5	**Anze Kopitar**	840
6	Rob Blake	805
7	Mattias Norstrom	780
8	Butch Goring	736
9	**Drew Doughty**	688
10	Mike Murphy	673

GOALS

No.	Player	Total
1	Luc Robitaille	557
2	Marcel Dionne	550
3	Dave Taylor	431
4	Bernie Nicholls	327
5	Butch Goring	275
6	**Anze Kopitar**	255
7	Wayne Gretzky	246
8	**Dustin Brown**	232
9	Charlie Simmer	222
10	Mike Murphy	194

ASSISTS

No.	Player	Total
1	Marcel Dionne	757
2	Wayne Gretzky	672
3	Dave Taylor	638
4	Luc Robitaille	597
5	**Anze Kopitar**	481
6	Bernie Nicholls	431
7	Butch Goring	384
8	Rob Blake	333
9	Jim Fox	293
10	**Dustin Brown**	274

POINTS

No.	Player	Total
1	Marcel Dionne	1,307
2	Luc Robitaille	1,154
3	Dave Taylor	1,069
4	Wayne Gretzky	918
5	Bernie Nicholls	758
6	**Anze Kopitar**	736
7	Butch Goring	659
8	**Dustin Brown**	506
9	Rob Blake	494
10	Jim Fox	479

PENALTY MINUTES

No.	Player	Total
1	Marty McSorley	1,846
2	Dave Taylor	1,589
3	Jay Wells	1,446
4	Rob Blake	1,231
5	Ian Laperriere	1,017
6	Sean O'Donnell	940
7	Luc Robitaille	924
8	Jay Miller	865
9	Mark Hardy	858
10	Tony Granato	821

PPG'S

No.	Player	Total
1	Luc Robitaille	210
2	Marcel Dionne	172
3	Dave Taylor	123
4	Bernie Nicholls	100
5	Rob Blake	92
6	**Anze Kopitar**	80
7	Charlie Simmer	79
8	**Dustin Brown**	77
9	Wayne Gretzky	63
10	Butch Goring	62

SHG'S

No.	Player	Total
1	Bernie Nicholls	25
2	Butch Goring	19
	Mike Murphy	19
4	Wayne Gretzky	17
5	**Anze Kopitar**	10
	Ziggy Palffy	10
7	Marcel Dionne	9
8	Yanic Perreault	8
	Glen Murray	8
	Jari Kurri	8

PLUS/MINUS

No.	Player	Total
1	Dave Taylor	186
2	Marcel Dionne	105
3	**Tyler Toffoli**	90
4	Ziggy Palffy	85
5	Charlie Simmer	84
6	Bob Murdoch	80
7	**Drew Doughty**	70
8	**Anze Kopitar**	69
	Terry Harper	69
10	Justin Williams	65

GWG'S

No.	Player	Total
1	Luc Robitaille	73
2	Marcel Dionne	59
3	Dave Taylor	47
4	**Anze Kopitar**	39
5	**Jeff Carter**	34
6	**Dustin Brown**	31
7	Rob Blake	29
8	Mike Murphy	28
	Butch Goring	28
10	Alexander Frolov	25

DEFENSEMAN GP

No.	Player	Total
1	Rob Blake	805
2	Mattias Norstrom	780
3	**Drew Doughty**	688
4	Mark Hardy	616
5	Jay Wells	604
6	Sean O'Donnell	541
7	Lubomir Visnovsky	499
8	Marty McSorley	472
9	Matt Greene	464
10	Jaroslav Modry	454

DEFENSEMAN GOALS

No.	Player	Total
1	Rob Blake	161
2	Steve Duchesne	99
3	**Drew Doughty**	92
4	Marty McSorley	71
5	Lubomir Visnovsky	70
6	Mark Hardy	53
7	Larry Murphy	52
8	**Alec Martinez**	48
9	Garry Galley	44
10	Bob Murdoch	41

DEFENSEMAN ASSISTS

No.	Player	Total
1	Rob Blake	333
2	**Drew Doughty**	270
3	Mark Hardy	250
4	Steve Duchesne	216
5	Lubomir Visnovsky	209
6	Marty McSorley	163
7	Larry Murphy	155
8	Jay Wells	143
9	Bob Murdoch	130
10	Jaroslav Modry	129

ALL-TIME RECORDS

KINGS ALL-TIME TOP TEN

DEFENSEMAN PTS

No.	Player	Total
1	Rob Blake	494
2	**Drew Doughty**	362
3	Steve Duchesne	315
4	Mark Hardy	303
5	Lubomir Visnovsky	279
6	Marty McSorley	234
7	Larry Murphy	207
8	Jay Wells	177
9	Bob Murdoch	171
10	Jaroslav Modry	164

DEFENSEMAN PIM

No.	Player	Total
1	Marty McSorley	1,846
2	Jay Wells	1,446
3	Rob Blake	1,231
4	Sean O'Donnell	940
5	Mark Hardy	858
6	Dave Hutchison	605
7	Dean Kennedy	591
8	Mattias Norstrom	583
9	Tim Watters	529
10	**Drew Doughty**	501

DEFENSEMAN PPG'S

No.	Player	Total
1	Rob Blake	92
2	**Drew Doughty**	44
3	Steve Duchesne	33
4	Lubomir Visnovsky	31
5	Mark Hardy	26
6	Larry Murphy	22
7	Mathieu Schneider	21
8	Jaroslav Modry	19
9	Alexei Zhitnik	18
10	Garry Galley	16

DEFENSEMAN SHG'S

No.	Player	Total
1	Marty McSorley	7
2	Steve Duchesne	5
3	Mark Hardy	3
4	Larry Murphy	2
	Mattias Norstrom	2
	Chris Snell	2
7	Several Tied	1

DEFENSEMAN PLUS/MINUS

No.	Player	Total
1	Bob Murdoch	80
2	**Drew Doughty**	70
3	Terry Harper	69
4	Sheldon Kannegiesser	51
5	Steve Duchesne	50
6	Tom Laidlaw	38
	Willie Mitchell	38
8	Tim Watters	32
9	**Alec Martinez**	31
10	Larry Robinson	30

DEFENSEMAN GWG'S

No.	Player	Total
1	Rob Blake	29
2	**Drew Doughty**	20
3	Steve Duchesne	13
4	**Alec Martinez**	10
	Lubomir Visnovsky	10
6	Mark Hardy	7
7	**Jake Muzzin**	6
	Joe Corvo	6
	Jay Wells	6
10	Gary Galley	5

GOALIE GP

No.	Player	Total
1	**Jonathan Quick**	492
2	Rogie Vachon	389
3	Kelly Hrudey	360
4	Mario Lessard	240
5	Jamie Storr	205
6	Stephane Fiset	200
7	Gary Edwards	155
8	Felix Potvin	136
9	Roland Melanson	119
10	Gerry Desjardins	104

GOALIE WINS

No.	Player	Total
1	**Jonathan Quick**	260
2	Rogie Vachon	171
3	Kelly Hrudey	145
4	Mario Lessard	92
5	Jamie Storr	85
6	Stephane Fiset	80
7	Felix Potvin	61
8	Gary Edwards	54
9	Mathieu Garon	44
10	Bob Janecyk	42

GOALIE SHUTOUTS

No.	Player	Total
1	**Jonathan Quick**	44
2	Rogie Vachon	32
3	Jamie Storr	16
4	Felix Potvin	14
5	Stephane Fiset	10
	Kelly Hrudey	10
7	Mario Lessard	9
8	Peter Budaj	7
	Gerry Desjardins	7
	Gary Edwards	7
	Martin Jones	7

GOALIE GAA*

No.	Player	Total
1	**Jonathan Quick**	2.26
2	Felix Potvin	2.35
3	Jamie Storr	2.52
4	Stephane Fiset	2.83
5	Rogie Vachon	2.86
6	Jason LaBarbera	2.93
7	Mathieu Garon	3.03
8	Wayne Rutledge	3.36
9	Gary Edwards	3.39
10	Kelly Hrudey	3.47

GOALIE SAVE PCT*

No.	Player	Total
1	**Jonathan Quick**	.916
2	Jamie Storr	.910
3	Stephane Fiset	.907
4	Felix Potvin	.905
5	Jason LaBarbera	.904
6	Rogie Vachon	.901
7	Mathieu Garon	.898
8	Byron Dafoe	.895
	Kelly Hrudey	.895
10	Wayne Rutledge	.893

*Minimum 75 games

KINGS SEASON BESTS

GOALS

No.	Player	Total	Season
1	Bernie Nicholls	70	1988-89
2	Luc Robitaille	63	1992-93
3	Marcel Dionne	59	1978-79
4	Marcel Dionne	58	1980-81
5	Marcel Dionne	56	1982-83
	Charlie Simmer	56	1980-81
	Charlie Simmer	56	1979-80

ASSISTS

No.	Player	Total	Season
1	Wayne Gretzky	122	1990-91
2	Wayne Gretzky	114	1988-89
3	Wayne Gretzky	102	1989-90
4	Wayne Gretzky	92	1993-94
5	Wayne Gretzky	90	1991-92

POINTS

No.	Player	Total	Season
1	Wayne Gretzky	168	1988-89
2	Wayne Gretzky	163	1990-91
3	Bernie Nicholls	150	1988-89
4	Wayne Gretzky	142	1989-90
5	Marcel Dionne	137	1979-80

PENALTY MINUTES

No.	Player	Total	Season
1	Marty McSorley	399	1992-93
2	Dave Williams	358	1986-87
3	Marty McSorley	350	1988-89
4	Warren Rychel	322	1993-94
	Marty McSorley	322	1989-90

PPG'S

No.	Player	Total	Season
1	Luc Robitaille	26	1991-92
2	Luc Robitaille	24	1993-94
	Luc Robitaille	24	1992-93
4	Marcel Dionne	23	1980-81
	Charlie Simmer	23	1980-81

SHG'S

No.	Player	Total	Season
1	Bernie Nicholls	8	1988-89
2	Bernie Nicholls	7	1987-88
3	**Tyler Toffoli**	5	2014-15
	Pavol Demitra	5	2005-06
	Steve Duchesne	5	1988-89
	Wayne Gretzky	5	1988-89
	Mike Murphy	5	1982-83
	Butch Goring	5	1975-76

PLUS/MINUS

No.	Player	Total	Season
1	Marcel Dionne	54	1980-81
2	Marty McSorley	48	1990-91
	Dave Taylor	48	1980-81
4	Charlie Simmer	47	1979-80
5	Sheldon Kannegiesser	41	1974-75

GWG'S

No.	Player	Total	Season
1	Charlie Simmer	10	1980-81
2	**Jeff Carter**	9	2016-17
	Anze Kopitar	9	2013-14
	Marcel Dionne	9	1980-81
5	**Anze Kopitar**	8	2015-16
	Jeff Carter	8	2012-13
	Bryan Smolinski	8	2002-03
	Ziggy Palffy	8	2000-01
	Luc Robitaille	8	1992-93
	Tony Granato	8	1991-92
	Mike Krushelnyski	8	1988-89
	Charlie Simmer	8	1979-80

DEFENSEMAN GOALS

No.	Player	Total	Season
1	Steve Duchesne	25	1988-89
2	Rob Blake	23	1997-98
3	Larry Murphy	22	1981-82
4	Steve Duchesne	21	1990-91
5	Rob Blake	20	1993-94
	Steve Duchesne	20	1989-90

DEFENSEMAN ASSISTS

No.	Player	Total	Season
1	Larry Murphy	60	1980-81
2	Lubomir Visnovsky	50	2005-06
	Steve Duchesne	50	1988-89
4	Paul Coffey	49	1992-93
5	Rob Blake	48	1993-94
	Larry Murphy	48	1982-83

DEFENSEMAN PTS

No.	Player	Total	Season
1	Larry Murphy	76	1980-81
2	Steve Duchesne	75	1988-89
3	Rob Blake	68	1993-94
4	Lubomir Visnovsky	67	2005-06
5	Larry Murphy	66	1981-82

DEFENSEMAN PIM

No.	Player	Total	Season
1	Marty McSorley	399	1992-93
2	Marty McSorley	350	1988-89
3	Marty McSorley	322	1989-90
4	Marty McSorley	268	1991-92
5	Jay Wells	226	1985-86

DEFENSEMAN PPG'S

No.	Player	Total	Season
1	Rob Blake	12	1999-00
2	Rob Blake	11	2006-07
	Rob Blake	11	1997-98
	Alexei Zhitnik	11	1993-94
5	Lubomir Visnovsky	10	2005-06
	Matheiu Schneider	10	2002-03
	Rob Blake	10	1992-93

DEFENSEMAN SHG'S

No.	Player	Total	Season
1	Steve Duchesne	5	1988-89
2	Marty McSorley	3	1992-93
3	Chris Snell	2	1994-95

KINGS SEASON BESTS

DEFENSEMAN +/-

No.	Player	Total	Season
1	Marty McSorley	48	1990-91
2	Sheldon Kannegiesser	41	1974-75
3	Bob Murdoch	39	1974-75
4	Terry Harper	38	1974-75
5	Bob Murdoch	35	1976-77

DEFENSEMAN GWG'S

No.	Player	Total	Season
1	Rob Blake	6	1993-94
2	**Drew Doughty**	5	2009-10
	Rob Blake	5	1999-00
4	**Alec Martinez**	4	2015-16
	Jack Johnson	4	2011-12
	Rob Blake	4	1997-98
	Rob Blake	4	1992-93
	Steve Duchesne	4	1987-88

GOALIE GP

No.	Player	Total	Season
1	**Jonathan Quick**	72	2014-15
	Jonathan Quick	72	2009-10
3	Felix Potvin	71	2001-02
4	Rogie Vachon	70	1977-78
5	**Jonathan Quick**	69	2011-12

GOALIE WINS

No.	Player	Total	Season
1	**Jonathan Quick**	40	2015-16
2	**Jonathan Quick**	39	2009-10
3	**Jonathan Quick**	36	2014-15
4	**Jonathan Quick**	35	2011-12
	Jonathan Quick	35	2010-11
	Mario Lessard	35	1980-81

GOALIE SHUTOUTS

No.	Player	Total	Season
1	Jonathan Quick	10	2011-12
2	Rogie Vachon	8	1976-77
3	Peter Budaj	7	2016-17
4	**Jonathan Quick**	6	2014-15
	Jonathan Quick	6	2013-14
	Jonathan Quick	6	2010-11
	Felix Potvin	6	2001-02
	Rogie Vachon	6	1974-75

GOALIE GAA (Minimum 25 Games)

No.	Player	Total	Season
1	**Jonathan Quick**	1.95	2011-12
2	**Jonathan Quick**	2.07	2013-14
3	Peter Budaj	2.12	2016-17
4	**Jonathan Quick**	2.22	2015-16
5	**Jonathan Quick**	2.24	2014-15
	Jonathan Quick	2.24	2010-11
	Rogie Vachon	2.24	1974-75

GOALIE SAVE PCT (Minimum 25 Games)

No.	Player	Total	Season
1	**Jonathan Quick**	.929	2011-12
2	Rogie Vachon	.926	1974-75
3	**Jonathan Quick**	.918	2015-16
	Jonathan Quick	.918	2014-15
	Jonathan Quick	.918	2010-11

KINGS ALL-TIME HAT TRICKS

1967-68
1. Bill Flett, 11/5/67 at Detroit
2. Lowell MacDonald, 11/19/67 vs. Montreal
3. Bill Flett, 2/1/68 at Detroit

1968-69
4. Eddie Joyal, 12/4/68 vs. Philadelphia
5. Bill Flett, 12/11/68 vs. Detroit
6. Eddie Joyal, 2/19/69 at Minnesota
7. Ted Irvine, 3/18/69 vs. Oakland

1969-70
8. Eddie Shack, 10/18/69 vs. Oakland

1970-71
None

1971-72
9. Butch Goring, 4/1/72 vs. California

1972-73
10. Butch Goring, 10/31/72 vs. Vancouver
11. Butch Goring, 11/4/72 vs. NY Islanders
12. #Serge Bernier, 12/24/72 at California
13. Bob Berry, 1/24/73 vs. St. Louis
14. Mike Corrigan, 3/21/73 vs. Toronto

1973-74
15. Gene Carr, 3/9/74 vs. Boston
16. Don Kozak, 4/6/74 vs. Vancouver

1974-75
17. Bob Nevin, 10/13/74 at Buffalo
18. Don Kozak, 10/24/74 vs. Buffalo
19. Bob Nevin, 1/19/75 at Montreal
20. Juha Widing, 1/23/75 vs. Toronto
21. #Butch Goring, 3/1/75 vs. Minnesota
22. Juha Widing, 3/4/75 vs. Kansas City

1975-76
23. Butch Goring, 10/22/75 at Chicago
24. Marcel Dionne, 10/28/75 vs. Washington
25. Marcel Dionne, 12/10/75 vs. St. Louis
26. Marcel Dionne, 12/23/75 at Boston
27. Butch Goring, 1/1/76 at Buffalo
28. #Mike Murphy, 1/22/76 vs. Toronto
29. Marcel Dionne, 2/11/76 at Chicago
30. Tommy Williams, 3/30/76 at Kansas City

1976-77
31. Mike Murphy, 10/16/76 vs. Washington
32. Marcel Dionne, 12/27/76 at Detroit
33. Butch Goring, 2/2/77 vs. Washington
34. Marcel Dionne, 2/27/77 at Buffalo
35. Marcel Dionne, 4/2/77 vs. Minnesota
36. Butch Goring, 4/3/77 at Colorado

1977-78
37. Marcel Dionne, 11/8/77 at Washington
38. Butch Goring, 11/24/77 vs. Pittsburgh
39. #Syl Apps, Jr., 12/21/77 vs. Minnesota
40. Dave Taylor, 1/14/78 at Atlanta
41. Butch Goring, 2/1/78 vs. Washington

1978-79
42. Marcel Dionne, 11/11/78 vs. Minnesota
43. #Marcel Dionne, 1/13/79 at Detroit
44. Marcel Dionne, 3/3/79 vs. Chicago

1979-80
45. #Marcel Dionne, 10/23/79 at Colorado
46. #Mike Murphy, 10/27/79 vs. Toronto
47. Marcel Dionne, 11/4/79 at Chicago
48. Marcel Dionne, 1/6/80 at Winnipeg
49. Dave Taylor, 1/9/80 at Chicago
50. Marcel Dionne, 1/12/80 at Minnesota

1980-81
51. Charlie Simmer, 10/16/80 vs. Quebec
52. Dave Taylor, 10/28/80 at Colorado
53. #Charlie Simmer, 11/1/80 at NY Islanders
54. Marcel Dionne, 11/5/80 at Washington
55. Marcel Dionne, 11/12/80 vs. Montreal
56. Charlie Simmer, 1/24/81 at Boston
57. #Dave Taylor, 3/14/81 vs. Minnesota

1981-82
58. John Paul Kelly, 10/20/81 at NY Islanders
59. Marcel Dionne, 10/20/81 at NY Islanders
60. #Marcel Dionne, 11/18/81 vs. Detroit
61. Steve Bozek, 12/9/81 vs. Edmonton
62. #Ian Turnbull, 12/12/81 vs. Vancouver
63. Steve Bozek, 12/27/81 at Edmonton
64. Bernie Nicholls, 3/17/82 vs. Calgary
65. Bernie Nicholls, 3/20/82 vs. Pittsburgh
66. Bernie Nicholls, 3/27/82 vs. Colorado

1982-83
67. Marcel Dionne, 1/11/83 at Washington
68. John Paul Kelly, 2/10/83 vs. Buffalo
69. Charlie Simmer, 2/12/83 at Pittsburgh
70. Marcel Dionne, 2/17/83 at Detroit

1983-84
71. #Bernie Nicholls, 10/20/83 vs. Edmonton
72. Ken Houston, 10/22/83 vs. New Jersey
73. Bernie Nicholls, 10/25/83 vs. Hartford
74. #Brian MacLellan, 11/3/83 at Philadelphia
75. Charlie Simmer, 12/1/83 vs. Winnipeg
76. Marcel Dionne, 12/26/83 at Vancouver
77. Marcel Dionne, 12/30/83 at Hartford

1984-85
78. Dave Taylor, 10/31/84 at Vancouver
79. #Bernie Nicholls, 11/13/84 at Quebec
80. Marcel Dionne, 11/19/84 vs. Calgary
81. Brian MacLellan, 11/21/84 vs. New Jersey
82. Bernie Nicholls, 12/5/84 at Chicago
83. Steve Shutt, 12/13/84 vs. Edmonton
84. Dave Taylor, 1/29/85 vs. New Jersey

1985-86
85. Jim Fox, 10/12/85 vs. NY Islanders
86. Bernie Nicholls, 2/1/86 at Winnipeg
87. Dave Williams, 3/1/86 vs. Montreal
88. Jim Fox, 3/17/86 at Toronto

1986-87
89. Bob Bourne, 11/18/86 at Washington
90. Luc Robitaille, 12/9/86 at NY Islanders
91. Bernie Nicholls, 3/17/87 at Washington

1987-88
92. Jimmy Carson, 10/10/87 vs. St. Louis
93. Bernie Nicholls, 11/22/87 at Buffalo
94. Bob Carpenter, 11/22/87 at Buffalo
95. Luc Robitaille, 12/30/87 vs. Winnipeg
96. Jimmy Carson, 1/30/88 vs. Minnesota
97. Jimmy Carson, 2/3/88 vs. Vancouver
98. Luc Robitaille, 2/11/88 vs. Quebec
99. Jimmy Carson, 3/26/88 vs. Chicago
100. #Jimmy Carson, 3/30/88 vs. Calgary
101. Luc Robitaille, 4/3/88 vs. Edmonton

ALL-TIME RECORDS

KINGS ALL-TIME HAT TRICKS

1988-89
102. Luc Robitaille, 10/6/88 vs. Detroit
103. Bernie Nicholls, 10/28/88 at Winnipeg
104. Bernie Nicholls, 11/22/88 at Philadelphia
105. Dave Taylor, 12/1/88 vs. Toronto
106. John Tonelli, 12/20/88 vs. Calgary
107. Bernie Nicholls, 1/12/89 vs. St. Louis
108. Wayne Gretzky, 2/4/89 vs. Buffalo
109. Wayne Gretzky, 2/12/89 at Chicago
110. Steve Duchesne, 3/2/89 at St. Louis
111. Bernie Nicholls, 4/1/89 vs. Vancouver

1989-90
112. Wayne Gretzky, 10/31/89 at Pittsburgh
113. Luc Robitaille, 11/25/89 vs. Vancouver
114. Dave Taylor, 1/25/90 at Edmonton
115. Luc Robitaille, 3/10/90 vs. Pittsburgh

1990-91
116. Tomas Sandstrom, 11/20/90 vs. New Jersey
117. Tomas Sandstrom, 11/24/90 at Montreal
118. Wayne Gretzky, 1/3/91 at NY Islanders
119. Bob Kudelski, 1/12/91 vs. Vancouver
120. Tomas Sandstrom, 1/14/91 at New Jersey
121. Wayne Gretzky, 1/26/91 vs. Vancouver

1991-92
122. Jari Kurri, 10/4/91 at Winnipeg
123. Bob Kudelski, 10/16/91 vs. San Jose
124. Wayne Gretzky, 11/23/91 vs. San Jose
125. #Luc Robitaille, 2/6/92 vs. Hartford
126. Tony Granato, 2/27/92 vs. Quebec

1992-93
127. Luc Robitaille, 11/8/92 at San Jose
128. Jari Kurri, 11/8/92 at San Jose
129. Mike Donnelly, 11/8/92 at San Jose
130. Tomas Sandstrom, 1/21/93 vs. Vancouver
131. Luc Robitaille, 3/2/93 vs. Calgary

1993-94
132. Dominic Lavoie, 10/9/93 vs. Detroit
133. Mike Donnelly, 11/13/93 vs. St. Louis
134. #Luc Robitaille, 11/25/93 at Quebec
135. John Druce, 4/13/94 vs. Calgary

1994-95
136. Rick Tocchet, 2/4/95 vs. Detroit
137. Tony Granato, 4/3/95 vs. Edmonton

1995-96
138. Jari Kurri, 10/20/95 at Washington
139. Vitali Yachmenev, 3/2/96 vs. Montreal

1996-97
140. Ed Olczyk, 1/7/97 vs. Vancouver

1997-98
141. Yanic Perreault, 10/31/97 at Detroit
142. Yanic Perreault, 11/11/97 vs. Vancouver
143. Jozef Stumpel, 2/3/98 at Calgary
144. Glen Murray, 4/13/98 vs. Calgary

1998-99
145. Luc Robitaille, 4/12/99 at Nashville

1999-00
146. Luc Robitaille, 10/7/99 at Tampa Bay
147. Glen Murray, 10/16/99 at Edmonton

2000-01
148. Ian Laperriere, 10/13/00 vs. Boston
149. Ziggy Palffy, 11/28/00 at NY Rangers
150. Rob Blake, 12/14/00 vs. NY Rangers
151. Bryan Smolinski, 1/16/01 at Ottawa

2001-02
152. Ziggy Palffy, 2/8/02 at Phoenix

2002-03
153. Adam Deadmarsh, 10/25/02 at NY Rangers
154. Eric Belanger, 12/17/02 vs. St. Louis
155. Bryan Smolinski, 2/7/03 vs. Carolina

2003-04 None

2004-05 DNP - Lockout

2005-06
156. Lubomir Visnovsky, 11/2/05 at Dallas
157. Alexander Frolov, 11/13/05 at Columbus
158. Craig Conroy, 11/13/05 at Columbus
159. Pavol Demitra, 11/19/05 vs. Colorado
160. Derek Armstrong, 12/29/05 at Phoenix
161. Alexander Frolov, 1/12/06 at Boston
162. Luc Robitaille, 1/19/06 vs. Atlanta

2006-07 None

2007-08
163. Ladislav Nagy, 1/1/08 vs. Chicago
164. Alexander Frolov, 2/21/08 vs. St. Louis

2008-09
165. **Dustin Brown,** 12/11/08 vs. St. Louis
166. Michal Handzus, 3/5/09 vs. Dallas

2009-10
167. **Anze Kopitar,** 10/22/09 vs. Dallas
168. **Dustin Brown,** 4/1/10 vs. Vancouver

2010-11
169. Brad Richardson, 10/23/10 at Colorado
170. **Anze Kopitar,** 3/11/11 at Columbus

2011-12
171. **Dustin Brown,** 2/25/12 vs. Chicago

2012-13
172. **Jeff Carter,** 3/4/13 vs. Nashville

2013-14
173. **Dwight King,** 10/24/13 vs. Phoenix

2014-15
174. **Tyler Toffoli,** 2/12/15 vs. Calgary

2015-16
175. **Tyler Toffoli,** 12/28/15 at Vancouver
176. **Anze Kopitar,** 2/12/16 at NY Rangers

2016-17 None

= 4-Goal Game

Records
Most Hat Tricks, Career: 24 - Marcel Dionne
Most Hat Tricks, One Season, Team: 10
2x's, 1988-89 and 1987-88
Most Hat Tricks, One Season, Individual: 5
Jimmy Carson, 1987-88
Most 4-Goal Games, Career: 3 - Marcel Dionne

KINGS ALL-TIME SHUTOUTS

1967-68

No.	Date	Score	Goaltender
1	12/23/67	4-0 vs. STL	Wayne Rutledge
2	1/28/68	2-0 at PHI	Terry Sawchuk
3	2/12/68	2-0 vs. TOR	Wayne Rutledge
4	3/14/68	0-0 at PHI	Terry Sawchuk

1968-69

No.	Date	Score	Goaltender
5	11/6/68	2-0 vs. NYR	Gerry Desjardins
6	1/1/69	0-0 vs. STL	Gerry Desjardins
7	1/5/69	0-0 at OAK	Gerry Desjardins
8	1/18/69	4-0 vs. PIT	Gerry Desjardins

1969-70

No.	Date	Score	Goaltender
9	10/18/69	5-0 vs. OAK	Gerry Desjardins
10	10/22/69	2-0 vs. PIT	Gerry Desjardins
11	12/30/69	0-0 vs. MIN	Gerry Desjardins

1970-71

No.	Date	Score	Goaltender
12	3/9/71	4-0 at STL	Denis Dejordy

1971-72

No.	Date	Score	Goaltender
13	10/21/71	7-0 at PHI	Gary Edwards
14	3/5/72	2-0 at BOS	Gary Edwards

1972-73

No.	Date	Score	Goaltender
15	10/24/72	5-0 vs. CAL	Rogie Vachon
16	12/23/72	2-0 vs. BUF	Rogie Vachon
17	1/19/73	4-0 at VAN	Gary Edwards
18	3/1/73	2-0 at PHI	Rogie Vachon
19	3/3/73	2-0 vs. STL	Rogie Vachon

1973-74

No.	Date	Score	Goaltender
20	10/20/73	3-0 vs. PHI	Rogie Vachon
21	12/8/73	3-0 vs. ATL	Rogie Vachon
22	1/16/74	2-0 at PIT	Rogie Vachon
23	1/26/74	2-0 at PIT	Rogie Vachon
24	3/16/74	2-0 vs. DET	Rogie Vachon
25	3/23/74	5-0 vs. VAN	Gary Edwards

1974-75

No.	Date	Score	Goaltender
26	10/19/74	3-0 vs. KC	Gary Edwards
27	10/28/74	2-0 vs. PIT	Rogie Vachon
28	11/13/74	4-0 vs. TOR	Rogie Vachon
29	11/23/74	0-0 at PIT	Rogie Vachon
30	11/30/74	2-0 vs. BOS	Gary Edwards
31	12/18/74	6-0 at KC	Gary Edwards
32	1/23/75	8-0 vs. TOR	Rogie Vachon
33	2/22/75	6-0 vs. BOS	Rogie Vachon
34	3/22/75	4-0 vs. PIT	Rogie Vachon

1975-76

No.	Date	Score	Goaltender
35	10/28/75	6-0 vs. WSH	Rogie Vachon
36	10/30/75	4-0 vs. PIT	Rogie Vachon
37	12/10/75	5-0 vs. STL	Rogie Vachon
38	1/13/76	3-0 at ATL	Rogie Vachon
39	1/27/76	2-0 vs. WSH	Rogie Vachon

1976-77

No.	Date	Score	Goaltender
40	11/16/76	0-0 vs. CLE	Rogie Vachon
41	1/22/77	6-0 vs. NYR	Rogie Vachon
42	1/29/77	4-0 at NYI	Rogie Vachon
43	2/15/77	3-0 vs. NYI	Rogie Vachon
44	2/19/77	2-0 vs. BOS	Rogie Vachon
45	2/22/77	4-0 vs. STL	Rogie Vachon
46	3/2/77	5-0 at PIT	Rogie Vachon
47	3/10/77	6-0 vs. WSH	Rogie Vachon

1977-78

No.	Date	Score	Goaltender
48	10/12/77	2-0 vs. CLE	Rogie Vachon
49	10/18/77	0-0 at NYI	Rogie Vachon
50	12/22/77	4-0 at CHI	Rogie Vachon
51	3/30/78	4-0 at DET	Rogie Vachon

1978-79

No.	Date	Score	Goaltender
52	10/26/78	6-0 vs. BUF	Mario Lessard
53	12/30/78	4-0 vs. VAN	Mario Lessard
54	2/26/79	2-0 vs. VAN	Mario Lessard
55	3/7/79	4-0 at PIT	Mario Lessard

1979-80

No.	Date	Score	Goaltender
56	12/1/79	7-0 vs. CHI	Ron Grahame
57	12/27/79	3-0 vs. QUE	Ron Grahame
58	2/20/80	3-0 vs. BOS	Lessard/Grahame

1980-81

No.	Date	Score	Goaltender
59	10/22/80	4-0 vs. BOS	Mario Lessard
60	3/2/81	1-0 at TOR	Mario Lessard

1981-82

No.	Date	Score	Goaltender
61	3/9/82	2-0 at COL	Mario Lessard
62	3/13/82	3-0 vs. NYI	Mario Lessard

1982-83

No.	Date	Score	Goaltender
63	11/24/82	3-0 vs. NJD	Mario Lessard
64	2/24/83	8-0 vs. VAN	Markus Mattsson

1983-84

No.	Date	Score	Goaltender
65	2/8/84	1-0 vs. CHI	Markus Mattsson

1984-85

No.	Date	Score	Goaltender
66	11/3/84	7-0 vs. TOR	Bob Janecyk
67	3/5/85	6-0 vs. PIT	Bob Janecyk

1985-86
NONE

1986-87

No.	Date	Score	Goaltender
68	12/17/86	3-0 vs. PIT	Darren Eliot
69	1/14/87	4-0 vs. VAN	Roland Melanson

1987-88

No.	Date	Score	Goaltender
70	1/30/88	5-0 vs. MIN	Roland Melanson
71	2/20/88	3-0 vs. TOR	Roland Melanson
72	2/28/88	2-0 at VAN	Glenn Healy

1988-89

No.	Date	Score	Goaltender
73	3/14/89	4-0 at QUE	Kelly Hrudey

1989-90

No.	Date	Score	Goaltender
74	10/8/89	5-0 vs. DET	Kelly Hrudey
75	12/2/89	6-0 vs. NYR	Kelly Hrudey

1990-91

No.	Date	Score	Goaltender
76	11/4/90	2-0 at CHI	Daniel Berthiaume
77	3/9/91	3-0 at QUE	Kelly Hrudey
78	3/12/91	6-0 vs. PHI	Kelly Hrudey
79	3/26/91	2-0 vs. EDM	Kelly Hrudey

1991-92

No.	Date	Score	Goaltender
80	2/1/92	2-0 vs. CHI	Kelly Hrudey

1992-93

No.	Date	Score	Goaltender
81	10/15/92	4-0 vs. CGY	Kelly Hrudey
82	2/15/93	3-0 vs. VAN	Kelly Hrudey

1993-94

No.	Date	Score	Goaltender
83	2/23/94	0-0 vs. DAL	Robb Stauber
84	3/15/94	7-0 vs. OTT	Kelly Hrudey

1994-95
NONE

1995-96

No.	Date	Score	Goaltender
85	11/7/95	1-0 at STL	Byron Dafoe

1996-97

No.	Date	Score	Goaltender
86	10/4/96	1-0 vs. NYI	Stephane Fiset
87	10/26/96	0-0 vs. CGY	Stephane Fiset
88	2/22/97	4-0 vs. VAN	Stephane Fiset
89	3/1/97	3-0 at VAN	Stephane Fiset

1997-98

No.	Date	Score	Goaltender
90	11/4/97	3-0 at NJD	Stephane Fiset
91	12/22/97	1-0 at CHI	Jamie Storr
92	1/31/98	3-0 vs. CHI	Stephane Fiset
93	4/15/98	2-0 at VAN	Jamie Storr

ALL-TIME RECORDS

KINGS ALL-TIME SHUTOUTS

1998-99

No.	Date	Score	Goaltender
94	10/28/98	4-0 at NJD	Fiset/Legace
95	11/21/98	5-0 vs. CHI	Jamie Storr
96	12/12/98	3-0 vs. VAN	Stephane Fiset
97	12/22/98	3-0 at PIT	Jamie Storr
98	1/14/99	3-0 vs. CGY	Jamie Storr
99	2/6/99	2-0 vs. SJS	Jamie Storr
100	3/15/99	4-0 vs. OTT	Stephane Fiset
101	4/16/99	2-0 at SJS	Stephane Fiset

1999-00

No.	Date	Score	Goaltender
102	10/2/99	2-0 at NSH	Stephane Fiset
103	12/8/99	4-0 vs. ATL	Jamie Storr

2000-01

No.	Date	Score	Goaltender
104	10/13/00	5-0 vs. BOS	Steve Passmore
105	11/9/00	2-0 vs. VAN	Jamie Storr
106	1/6/01	5-0 vs. CGY	Jamie Storr
107	1/30/01	8-0 vs. DAL	Jamie Storr
108	2/16/01	4-0 at MIN	Jamie Storr
109	2/22/01	2-0 at CGY	Felix Potvin
110	3/17/01	1-0 vs. SJS	Felix Potvin
111	3/26/01	0-0 vs. SJS	Felix Potvin
112	3/29/01	3-0 vs. CBJ	Felix Potvin
113	3/31/01	4-0 vs. COL	Felix Potvin

2001-02

No.	Date	Score	Goaltender
114	1/5/02	3-0 at NYI	Felix Potvin
115	1/9/02	4-0 at NYR	Jamie Storr
116	1/15/02	2-0 vs. NSH	Felix Potvin
117	1/30/02	2-0 at MIN	Felix Potvin
118	3/23/02	3-0 vs. SJS	Felix Potvin
119	4/4/02	3-0 vs. DET	Felix Potvin
120	4/8/02	3-0 vs. DAL	Felix Potvin
121	4/14/02	1-0 vs. ANA	Jamie Storr

2002-03

No.	Date	Score	Goaltender
122	10/29/02	4-0 at ATL	Felix Potvin
123	11/23/02	2-0 vs. DAL	Felix Potvin
124	12/10/02	3-0 at NSH	Felix Potvin
125	12/11/02	3-0 at DAL	Jamie Storr
126	1/30/03	3-0 vs. OTT	Jamie Storr
127	3/15/03	0-0 at CAR	Cristobal Huet
128	4/6/03	2-0 at VAN	Jamie Storr

2003-04

No.	Date	Score	Goaltender
129	10/10/03	3-0 at PIT	Cristobal Huet
130	10/21/03	4-0 vs. PHI	Roman Cechmanek
131	11/6/03	1-0 at TBL	Roman Cechmanek
132	11/19/03	3-0 vs. NSH	Roman Cechmanek
133	11/22/03	2-0 at COL	Cristobal Huet
134	12/4/03	3-0 vs. DAL	Roman Cechmanek
135	1/13/04	0-0 at NSH	Roman Cechmanek
136	2/23/04	3-0 vs. NSH	Cristobal Huet

2004-05

DNP-Lockout

2005-06

No.	Date	Score	Goaltender
137	1/5/06	4-0 vs. PHX	Mathieu Garon
138	1/12/06	6-0 at BOS	Mathieu Garon
139	4/1/06	1-0 vs. DAL	Mathieu Garon
140	4/3/06	1-0 vs. VAN	Mathieu Garon
141	4/17/06	4-0 at SJS	Jason LaBarbera

2006-07

No.	Date	Score	Goaltender
142	10/19/06	4-0 at PHX	Mathieu Garon
143	1/3/07	3-0 vs. CBJ	Mathieu Garon
144	2/3/07	7-0 at FLA	Sean Burke

2007-08

No.	Date	Score	Goaltender
145	10/23/07	6-0 vs. NSH	Jason LaBarbera
146	3/6/08	2-0 vs. OTT	Erik Ersberg
147	3/27/08	4-0 vs. PHX	Erik Ersberg

2008-09

No.	Date	Score	Goaltender
148	10/24/08	4-0 vs. STL	Jason LaBarbera
149	12/6/08	3-0 vs. CBJ	Jason LaBarbera
150	12/23/08	3-0 at CBJ	**Jonathan Quick**
151	12/27/08	4-0 at PHX	**Jonathan Quick**
152	2/3/09	1-0 at OTT	**Jonathan Quick**
153	3/26/09	*1-0 at DAL	**Jonathan Quick**

2009-10

No.	Date	Score	Goaltender
154	1/14/10	4-0 vs. ANA	**Jonathan Quick**
155	2/13/10	3-0 vs. COL	**Jonathan Quick**
156	3/8/10	6-0 vs. CBJ	**Jonathan Quick**
157	3/20/10	1-0 vs. NYI	**Jonathan Quick**
158	3/30/10	2-0 at NSH	Jonathan Bernier

2010-11

No.	Date	Score	Goaltender
159	11/4/10	1-0 vs. TBL	**Jonathan Quick**
160	12/13/10	5-0 at DET	**Jonathan Quick**
161	12/21/10	5-0 at COL	**Jonathan Quick**
162	12/27/10	4-0 at SJS	**Jonathan Quick**
163	1/24/11	2-0 vs. BOS	**Jonathan Quick**
164	2/1/11	*0-1 at MIN	Jonathan Bernier
165	2/13/11	1-0 at PHI	**Jonathan Quick**
166	3/3/11	1-0 vs. PHX	Jonathan Bernier
167	3/29/11	2-0 at EDM	Jonathan Bernier

2011-12

No.	Date	Score	Goaltender
168	10/18/11	5-0 vs. STL	**Jonathan Quick**
169	10/20/11	2-0 at PHX	**Jonathan Quick**
170	10/22/11	1-0 vs. DAL	**Jonathan Quick**
171	11/28/11	2-0 vs. SJS	**Jonathan Quick**
172	12/28/11	2-0 at CHI	**Jonathan Quick**
173	1/5/12	1-0 vs. PHX	**Jonathan Quick**
174	2/25/12	4-0 vs. CHI	**Jonathan Quick**
175	2/28/12	4-0 at MIN	Jonathan Bernier
176	3/22/12	*1-0 vs. STL	**Jonathan Quick**
177	3/28/12	3-0 at CGY	**Jonathan Quick**
178	4/2/12	2-0 vs. EDM	**Jonathan Quick**

2012-13

No.	Date	Score	Goaltender
179	3/18/13	4-0 vs. PHX	**Jonathan Quick**
180	4/4/13	3-0 vs. MIN	Jonathan Bernier

2013-14

No.	Date	Score	Goaltender
181	10/13/13	3-0 at FLA	Ben Scrivens
182	11/7/13	2-0 vs. BUF	**Jonathan Quick**
183	11/15/13	2-0 at NJD	Ben Scrivens
184	11/17/13	1-0 at NYR	Ben Scrivens
185	12/7/13	3-0 vs. NYI	Martin Jones
186	12/10/13	6-0 at MTL	Martin Jones
187	12/17/13	3-0 vs. EDM	Martin Jones
188	1/13/14	1-0 vs. VAN	**Jonathan Quick**
189	1/27/14	1-0 at SJS	**Jonathan Quick**
190	2/27/14	2-0 at CGY	**Jonathan Quick**
191	3/22/14	4-0 vs. FLA	**Jonathan Quick**
192	4/2/14	4-0 vs. PHX	**Jonathan Quick**
193	4/10/14	3-0 at EDM	Martin Jones

2014-15

No.	Date	Score	Goaltender
194	10/16/14	*1-0 vs. STL	**Jonathan Quick**
195	10/23/14	2-0 vs. BUF	**Jonathan Quick**
196	11/26/14	4-0 at MIN	Martin Jones
197	12/2/14	2-0 vs. BOS	**Jonathan Quick**
198	12/4/14	4-0 at ARI	Martin Jones
199	1/12/15	2-0 vs. TOR	Martin Jones
200	2/24/15	1-0 vs. DET	**Jonathan Quick**
201	3/12/15	4-0 at VAN	**Jonathan Quick**
202	3/16/15	1-0 vs. ARI	**Jonathan Quick**

2015-16

No.	Date	Score	Goaltender
203	10/23/15	3-0 vs. CAR	**Jonathan Quick**
204	11/3/15	3-0 at STL	Jhonas Enroth
205	12/17/15	3-0 at MTL	**Jonathan Quick**
206	12/28/15	5-0 at VAN	**Jonathan Quick**
207	2/27/16	2-0 vs. BUF	Jhonas Enroth
208	3/14/16	5-0 at CHI	**Jonathan Quick**
209	3/31/16	3-0 vs. CGY	**Jonathan Quick**

2016-17

No.	Date	Score	Goaltender
210	11/5/16	5-0 vs. CGY	Peter Budaj
211	11/8/16	7-0 at TOR	Peter Budaj
212	12/16/16	1-0 at PIT	Peter Budaj
213	12/22/16	4-0 at NSH	Peter Budaj
214	1/26/17	3-0 at CAR	Peter Budaj
215	2/1/17	5-0 vs. COL	Peter Budaj
216	2/4/17	1-0 at PHI	Peter Budaj
217	3/16/17	2-0 vs. BUF	**Jonathan Quick**
218	3/31/17	2-0 at VAN	**Jonathan Quick**

*Shootout

KINGS TEAM RECORDS

NOTE: Team records for fewest wins, losses, ties, points, goals, power-play goals, short-handed goals, penalties and shutouts are based on a full season schedule only (74 or more games).

WINS

MOST ONE SEASON: 48
2015-16

MOST ONE SEASON, HOME: 26
2015-16, 2005-06, 1990-91

MOST ONE SEASON, AWAY: 24
2009-10

FEWEST ONE SEASON: 14
1969-70

FEWEST ONE SEASON, HOME: 9
1985-86

FEWEST ONE SEASON, AWAY: 2
1969-70

FASTEST 10 WINS: 12 GAMES
1980-81

FASTEST 20 WINS: 28 GAMES
1980-81

FASTEST 30 WINS: 48 GAMES
2015-16

FASTEST 40 WINS: 66 GAMES
2015-16

LOSSES

MOST ONE SEASON: 52
1969-70

MOST ONE SEASON, HOME: 27
1985-86

MOST ONE SEASON, AWAY: 30
1969-70

FEWEST ONE SEASON: 17
1974-75

FEWEST ONE SEASON, HOME: 7
1974-75

FEWEST ONE SEASON, AWAY: 10
1974-75

OVERTIME GAMES

MOST ONE SEASON: 27
2003-04

MOST ONE SEASON, HOME: 13
2009-10, 2006-07

MOST ONE SEASON, AWAY: 17
2003-04

MOST OVERTIME WINS, ONE SEASON: 14
2016-17, 2009-10

MOST OVERTIME WINS, ONE SEASON, HOME: 10
2016-17

MOST OVERTIME WINS, ONE SEASON, ROAD: 7
2009-10

MOST OVERTIME LOSSES, ONE SEASON: 15
2014-15, 2011-12

MOST OVERTIME LOSSES, ONE SEASON, HOME: 9
2006-07

MOST OVERTIME LOSSES, ONE SEASON, ROAD: 10
2011-12

Note: Overtime records include both shootout wins and shootout losses since the 2005-06 season.

TIES

MOST ONE SEASON: 21
1974-75

MOST ONE SEASON, HOME: 11
1974-75

MOST ONE SEASON, AWAY: 10
1974-75

FEWEST ONE SEASON: 5
1998-99

FEWEST ONE SEASON, HOME: 2
2002-03, 1971-72

FEWEST ONE SEASON, AWAY: 2
1998-99

MOST OVERTIME TIES, ONE SEASON: 18
1995-96

FEWEST OVERTIME TIES, ONE SEASON: 5
1998-99

POINTS

MOST ONE SEASON: 105
1974-75

MOST ONE SEASON, HOME: 57
2014-15, 1990-91

MOST ONE SEASON, AWAY: 51
2009-10

FEWEST ONE SEASON: 38
1969-70

FEWEST ONE SEASON, HOME: 22
1985-86

FEWEST ONE SEASON, AWAY: 10
1969-70

GOALS

MOST SCORED ONE SEASON: 376
1988-89 (4.7 GPG)

MOST SCORED ONE SEASON, HOME: 215
1988-89 (5.38 GPG)

MOST SCORED ONE SEASON, AWAY: 164
1989-90 (4.1 GPG)

MOST SCORED ONE GAME, HOME: 12
11/29/84 vs. Vancouver, 12-1 win

MOST SCORED ONE GAME, AWAY: 11
11/8/92 at San Jose, 11-4 win

MOST SCORED ONE GAME, BOTH TEAMS: 17
11/13/87 at Calgary, 10-7 loss

MOST SCORED ONE PERIOD: 7
10/9/93 vs. Detroit, 3rd period, 10-3 win
2/18/89 vs. Quebec, 3rd period, 11-3 win

MOST ALLOWED ONE SEASON: 389
1985-86 (4.86 GPG)

MOST ALLOWED ONE SEASON, HOME: 200
1985-86 (5.0 GPG)

MOST ALLOWED ONE SEASON, AWAY: 221
1982-83 (5.53 GPG)

MOST ALLOWED ONE GAME, HOME: 10
2/13/93 vs. Washington, 10-3 loss
12/29/92 vs. Philadelphia, 10-2 loss

MOST ALLOWED ONE GAME, AWAY: 11
10/17/88 at Calgary, 11-4 loss
11/25/86 at Vancouver, 11-5 loss
1/6/83 at Montreal, 11-3 loss
11/25/81 at Edmonton, 11-4 loss
11/14/71 at Boston, 11-2 loss

MOST ALLOWED ONE PERIOD: 7
2/13/93 vs. Washington, 2nd period, 10-3 loss
10/17/88 at Calgary, 3rd period, 11-4 loss
1/6/83 at Montreal, 3rd period, 11-3 loss

FEWEST SCORED ONE SEASON: 168
1969-70 (2.21 GPG)

FEWEST SCORED ONE SEASON, HOME: 96*
2011-12 (2.34 GPG)

FEWEST SCORED ONE SEASON, AWAY: 71
1969-70 (1.87 GPG)

FEWEST ALLOWED ONE SEASON: 168*
2013-14 (2.05 GPG)

FEWEST ALLOWED ONE SEASON, HOME: 78*
2011-02 (1.90 GPG)

FEWEST ALLOWED ONE SEASON, AWAY: 85*
2013-14 (2.07 GPG)

FASTEST, START OF GAME: 0:07
2/14/87, Dave Williams vs. Hartford

FASTEST, START OF PERIOD: 0:07
2/14/87, Dave Williams vs. Hartford, 1st period

FASTEST TWO GOALS: 0:06
4/15/99, Doug Bodger at 7:47 and Luc Robitaille at 7:53, 3rd period vs. Anaheim
11/2/72, Ralph Backstrom (2) at 8:30 and at 8:36, 3rd period vs. Boston
3/10/68, Bill Flett at 9:14 and Eddie Joyal at 9:20, 1st period at NY Rangers

*Does not include shootout goals.

KINGS TEAM RECORDS

FASTEST THREE GOALS: 0:41
3/2/89, Steve Duchesne at 12:18,
Wayne Gretzky at 12:39 and
Steve Duchesne at 12:59, 1st period at St. Louis

FASTEST FOUR GOALS: 2:21
11/23/77, Syl Apps, Jr. at 15:42,
Hartland Monahan at 16:35,
Pete Stemkowski at 16:59 and
Ernie Hickie at 18:03 , 1st period vs. Chicago

FASTEST FIVE GOALS: 5:07
11/10/07, **Dustin Brown** at 12:46,
Scott Thornton at 14:01,
Alexander Frolov at 15:35,
Anze Kopitar at 15:59 and
Ladislav Nagy at 17:53, 3rd period vs. Dallas

MOST 20-GOAL SCORERS ONE SEASON: 8
1990-91, Luc Robitaille 45, Tomas Sandstrom 45,
Wayne Gretzky 41, Tony Granato 30,
Dave Taylor 23, Bob Kudelski 23,
Steve Duchesne 21, Todd Elik 21

MOST 30-GOAL SCORERS ONE SEASON: 5
1984-85, Marcel Dionne 46, Bernie Nicholls 46,
Dave Taylor 41, Brian MacLellan 31, Jim Fox 30

MOST 40-GOAL SCORERS ONE SEASON: 3
1990-91, Luc Robitaille 45, Tomas Sandstrom 45,
Wayne Gretzky 41
1988-89, Bernie Nicholls 70, Wayne Gretzky 54,
Luc Robitaille 46
1984-85, Marcel Dionne 46, Bernie Nicholls 46,
Dave Taylor 41
1980-81, Marcel Dionne 58, Charlie Simmer 56,
Dave Taylor 47

MOST 50-GOAL SCORERS ONE SEASON: 2
1988-89, Bernie Nicholls 70, Wayne Gretzky 54
1987-88, Jimmy Carson 55, Luc Robitaille 53
1980-81, Marcel Dionne 58, Charlie Simmer 56
1979-80, Charlie Simmer 56, Marcel Dionne 53

POWER-PLAY GOALS

MOST SCORED ONE SEASON: 103
1987-88

MOST SCORED ONE GAME, HOME: 6
11/29/84 vs. Vancouver, 12-1 win,
Kings went 6-for-8

MOST SCORED ONE GAME, AWAY: 5
11/25/93 at Quebec, 8-6 loss,
Kings went 5-for-10

MOST SCORED ONE GAME, BOTH TEAMS: 8
11/25/93 at Quebec, 8-6 loss,
Kings went 5-for-10, Nordiques went 3-for-11

MOST ALLOWED ONE SEASON: 114
1992-93

MOST ALLOWED ONE GAME, HOME: 5
10/11/87 vs. Edmonton, 9-2 loss,
Oilers went 5-for-7
10/25/83 vs. Hartford, 8-5 loss,
Whalers went 5-for-6
11/16/82 vs. Minnesota, 8-3 loss,
North Stars went 5-for-5

MOST ALLOWED ONE GAME, AWAY: 5
2/7/06 at Minnesota, 5-1 loss, Wild went 5-for-10

FEWEST SCORED ONE SEASON: 31
1968-69

FEWEST ALLOWED ONE SEASON: 31
1972-73

MOST ATTEMPTS, GAME: 12 (several times)
10/19/06 (last time) at Phoenix, 4-0 win,
Kings went 4-for-12

MOST ATTEMPTS ALLOWED, GAME:
12 (several times)
12/23/05 (last time) at Edmonton, 5-3 loss,
Oilers went 3-for-12

MOST ATTEMPTS ONE GAME, BOTH TEAMS: 24
12/23/05 at Edmonton, 5-3 loss,
Kings went 0-for-12, Oilers went 3-for-12

SHORT-HANDED GOALS

MOST SCORED ONE SEASON: 22
1988-89

MOST SCORED ONE GAME: 3
4/11/98 vs. Colorado

MOST ALLOWED ONE SEASON: 18
1995-96, 1990-91

MOST ALLOWED ONE GAME: 3
1/10/92 at Washington, 7-4 loss
3/14/91 vs. Chicago, 6-3 loss
12/20/85 at Edmonton, 9-4 loss

FEWEST SCORED ONE SEASON: 2
1968-69

FEWEST ALLOWED ONE SEASON: 2
2014-15, 2011-12

PENALTIES

MOST MINUTES ONE SEASON: 2,247
1992-93

MOST MINUTES ONE GAME: 186
3/11/79 at Philadelphia: 3 minors, 8 majors,
14 misconducts

MOST MINUTES ONE PERIOD: 184
3/11/79 at Philadelphia, 1st period: 2 minors,
8 majors, 14 misconducts

MOST MINUTES ONE GAME, BOTH TEAMS: 380
3/11/79 at Philadelphia: 10 minors, 16 majors,
28 misconducts

MOST MINUTES ONE PERIOD, BOTH TEAMS: 372
3/11/79 at Philadelphia, 1st period: 6 minors,
16 majors, 28 misconducts

FEWEST MINUTES ONE SEASON: 698
1968-69

MOST PENALTIES ONE GAME: 41
2/28/90 vs. Edmonton: 26 minors, 9 majors,
6 misconducts

MOST PENALTIES ONE PERIOD: 24
3/11/79 at Philadelphia, 1st period: 2 minors,
8 majors, 14 misconducts

MOST PENALTIES ONE GAME, BOTH TEAMS: 85
2/28/90 vs. Edmonton: 52 minors, 16 majors,
17 misconducts (NHL Record)

MOST PENALTIES ONE PERIOD, BOTH TEAMS: 50
3/11/79 at Philadelphia, 1st period: 6 minors,
16 majors, 28 misconducts

SHUTOUTS

MOST ONE SEASON: 13
2013-14

MOST ONE SEASON, HOME: 8
2000-01

MOST ONE SEASON, AWAY: 7
2013-14

MOST ALLOWED ONE SEASON: 12
2008-09

MOST ALLOWED ONE SEASON, HOME: 6
2011-12, 2008-09

MOST ALLOWED ONE SEASON, AWAY: 7
2016-17

FEWEST ONE SEASON: 0
1985-86

FEWEST ALLOWED ONE SEASON: 0
1990-91, 1988-89, 1987-88, 1986-87

CONSECUTIVE SHUTOUTS VS. ONE OPPONENT:
3 (Dallas)
12/11/02 (3-0 win), 11/23/02 (2-0 win),
4/8/02 (3-0 win)

CONSECUTIVE GAMES WITHOUT BEING SHUTOUT:
261
3/15/86-10/22/89 (5-0 loss vs. Calgary)

KINGS TEAM RECORDS

SHOTS

MOST ONE GAME: 59
12/26/92 at San Jose (7-2 loss)

MOST ONE PERIOD: 27
1/7/10 vs. Detroit (Howard), 2nd period

MOST ALLOWED ONE GAME: 68
3/24/81 at Minnesota (Lessard)

MOST ALLOWED ONE PERIOD: 29
2/11/97 at Colorado (Fiset), 1st period
3/24/81 at Minnesota (Lessard), 3rd period

FEWEST ONE GAME: 12
10/28/97 at Florida

FEWEST ONE PERIOD: 0
3/31/11 at Vancouver, 3rd period
10/18/03 vs. Boston, 3rd period
2/8/01 vs. Carolina, 3rd period
4/1/00 vs. Anaheim, 1st period
10/28/97 at Florida, 1st period

FEWEST ALLOWED ONE GAME: 10
4/4/15 vs. Colorado
1/11/94 at San Jose

FEWEST ALLOWED ONE PERIOD: 0
11/5/15 vs. Columbus, 2nd period
4/5/78 vs. St. Louis, 2nd period

DECISIVE GAMES

GREATEST WINNING MARGIN, HOME: 11
11/29/84 vs. Vancouver, 12-1 win

GREATEST WINNING MARGIN, AWAY: 7
11/8/16 at Toronto, 7-0 win
2/9/16 at Boston, 9-2 win
11/8/92 at San Jose, 11-4 win
11/2/85 at Hartford, 8-1 win
10/31/84 at Vancouver, 10-3 win
10/21/71 at Philadelphia, 7-0 win

GREATEST LOSING MARGIN, HOME: 9
11/27/85 vs. Hartford, 9-0 loss

GREATEST LOSING MARGIN, AWAY: 9
1/14/06 at Buffalo, 10-1 loss
10/8/75 at Montreal, 9-0 loss
11/14/71 at Boston, 11-2 loss

HIGHEST TIE SCORE: 8-8
12/20/86 at Edmonton

KINGS ALL-TIME POWER PLAY & PENALTY KILLING

	Power Play			Short-Handed				
Season	Goals - Attempts	PCT	Rank	Goals - Attempts	PCT	Rank	SGF	SGA
1967-68	33 - 233	14.2%	(10)	52 - 269	80.7%	(11)	5	3
1968-69	31 - 239	13.0%	(12)	53 - 251	78.9%	(12)	2	7
1969-70	39 - 275	14.2%	(11)	67 - 297	77.5%	(10)	6	11
1970-71	41 - 267	15.4%	(12)	53 - 227	76.2%	(13)	6	10
1971-72	38 - 272	14.0%	(14)	50 - 210	76.2%	(14)	4	7
1972-73	52 - 295	17.6%	(8)	31 - 229	86.5%	(1)	4	10
1973-74	43 - 284	15.1%	(13)	48 - 246	80.5%	(9)	4	9
1974-75	52 - 288	18.1%	(12)	48 - 327	85.3%	(1)	11	7
1975-76	61 - 334	18.3%	(14)	55 - 298	81.5%	(8)	8	12
1976-77	68 - 253	26.9%	(1)	52 - 284	81.7%	(7)	6	5
1977-78	50 - 254	19.7%	(14)	46 - 236	80.5%	(9)	3	6
1978-79	76 - 318	23.9%	(7)	55 - 245	77.6%	(9)	6	8
1979-80	83 - 311	26.7%	(2)	94 - 291	67.7%	(21)	7	9
1980-81	90 - 366	24.6%	(6)	81 - 356	77.2%	(9)	12	7
1981-82	75 - 355	21.1%	(16)	89 - 310	71.3%	(21)	7	11
1982-83	81 - 340	23.8%	(7)	94 - 296	68.2%	(21)	10	14
1983-84	75 - 360	20.8%	(15)	82 - 294	72.1%	(21)	10	17
1984-85	87 - 370	23.5%	(9)	54 - 291	81.4%	(3)	9	13
1985-86	69 - 393	17.6%	(21)	103 - 364	71.7%	(21)	9	16
1986-87	97 - 389	24.9%	(3)	92 - 346	73.4%	(21)	9	16
1987-88	103 - 474	21.7%	(9)	96 - 425	77.4%	(17)	11	14
1988-89	82 - 395	20.8%	(11)	80 - 407	80.3%	(10)	22	13
1989-90	76 - 343	22.2%	(8)	88 - 366	76.0%	(17)	11	14
1990-91	80 - 391	20.5%	(6)	63 - 370	83.0%	(6)	8	18
1991-92	79 - 411	19.2%	(10)	76 - 417	81.8%	(6)	11	12
1992-93	102 - 507	20.1%	(11)	114 - 529	78.4%	(18)	16	16
1993-94	92 - 444	20.7%	(7)	90 - 462	80.5%	(21)	19	8
1994-95***	35 - 200	17.5%	(13)	42 - 221	81.0%	(17)	5	8
1995-96	72 - 401	18.0%	(14)	72 - 381	81.1%	(16)	12	18
1996-97	46 - 338	13.6%	(25)	45 - 352	87.2%	(3)	5	14
1997-98	52 - 366	14.2%	(15)	63 - 399	84.2%	(19)	10	12
1998-99	43 - 327	13.1%	(24)	47 - 330	85.8%	(9)	12	11
1999-00	60 - 356	16.9%	(T-10)	66 - 373	82.3%	(21)	4	12
2000-01	71 - 367	19.3%	(T-7)	72 - 382	81.2%	(24)	12	6
2001-02	73 - 353	20.7%	(1)	49 - 366	86.6%	(3)	5	6
2002-03	52 - 354	14.7%	(18)	62 - 371	83.3%	(T-15)	8	4
2003-04	50 - 356	14.0%	(27)	65 - 336	80.7%	(28)	9	4
2004-05	DNP - Lockout							
2005-06	77 - 541	14.2%	(28)	104 - 489	78.7%	(30)	15	12
2006-07	81 - 442	18.3%	(10)	91 - 411	77.9%	(30)	6	6
2007-08	64 - 366	17.5%	(17)	68 - 309	78.0%	(T-29)	11	4
2008-09	69 - 360	19.2%	(T-13)	62 - 362	82.9%	(7)	4	8
2009-10	64 - 307	20.8%	(7)	60 - 304	80.3%	(20)	4	6
2010-11	47 - 292	16.1%	(21)	40 - 276	85.5%	(4)	4	6
2011-12	49 - 289	17.0%	(T-16)	38 - 293	87.0%	(4)	9	2
2012-13***	33 - 166	19.9%	(T-10)	27 - 161	83.2%	(10)	2	1
2013-14	43 - 284	15.1%	(27)	50 - 296	83.1%	(11)	5	6
2014-15	47 - 247	19.0%	(T-11)	45 - 236	80.9%	(T-16)	7	2
2015-16	47 - 235	20.0%	(8)	53 - 285	81.4%	(15)	5	3
2016-17	46 - 241	19.1%	(15)	38 - 246	84.6%	(5)	5	3

***48-game season.

KINGS
INDIVIDUAL PLAYER RECORDS

GOALS

MOST CAREER: 557
Luc Robitaille, 1986-94, 1997-01, 2003-06

MOST CAREER, CENTER: 550
Marcel Dionne, 1975-87

MOST CAREER, LEFT WING: 557
Luc Robitaille, 1986-94, 1997-01, 2003-06

MOST CAREER, RIGHT WING: 431
Dave Taylor, 1977-94

MOST CAREER, DEFENSEMAN: 161
Rob Blake, 1988-01, 2006-08

MOST ONE SEASON: 70
Bernie Nicholls, 1988-89

MOST ONE SEASON, CENTER: 70
Bernie Nicholls, 1988-89

MOST ONE SEASON, LEFT WING: 63
Luc Robitaille, 1992-93

MOST ONE SEASON, RIGHT WING: 47
Dave Taylor, 1980-81

MOST ONE SEASON, DEFENSEMAN: 25
Steve Duchesne, 1988-89

MOST ONE SEASON, ROOKIE: 45
Luc Robitaille, 1986-87

MOST ONE SEASON, ROOKIE DEFENSEMAN: 16
Larry Murphy, 1980-81

MOST ONE SEASON, ONE LINE: 146
Marcel Dionne (53), Charlie Simmer (56),
Dave Taylor (37), 1979-80

MOST, ONE MONTH: 17
Bernie Nicholls, November of 1988
(14 Games Played)

MOST ONE GAME: 4
11/25/93, Luc Robitaille at Quebec
2/6/92, Luc Robitaille vs. Hartford
3/30/88, Jimmy Carson vs. Calgary
11/13/84, Bernie Nicholls at Quebec
11/3/83, Brian MacLellan at Philadelphia
10/20/83, Bernie Nicholls vs. Edmonton
12/12/81, Ian Turnbull vs. Vancouver
11/18/81, Marcel Dionne vs. Detroit
3/14/81, Dave Taylor vs. Minnesota
11/1/80, Charlie Simmer at NY Islanders
10/27/79, Mike Murphy vs. Toronto
10/23/79, Marcel Dionne at Colorado
1/13/79, Marcel Dionne at Detroit
12/21/77, Syl Apps, Jr. vs. Minnesota
1/22/76, Mike Murphy vs. Toronto
3/1/75, Butch Goring vs. Minnesota
12/24/72, Serge Bernier at California

MOST ONE PERIOD: 3
1/12/06, Alexander Frolov at Boston
11/13/05, Alexander Frolov at Columbus
4/3/95, Tony Granato vs. Edmonton
3/10/90, Luc Robitaille vs. Pittsburgh
3/2/89, Steve Duchesne at St. Louis
2/4/89, Wayne Gretzky vs. Buffalo
11/22/88, Bernie Nicholls at Philadelphia
3/17/86, Jim Fox at Toronto
10/25/83, Bernie Nicholls vs. Hartford
11/18/81, Marcel Dionne vs. Detroit
10/16/80, Charlie Simmer vs. Quebec
2/1/78, Butch Goring vs. Washington
1/14/78, Dave Taylor at Atlanta
12/21/77, Syl Apps, Jr. vs. Minnesota
2/11/76, Marcel Dionne at Chicago
1/22/76, Mike Murphy vs. Toronto
11/19/67, Lowell MacDonald vs. Montreal

FASTEST 50 GOALS: 51 Games
Bernie Nicholls, 1988-89
Charlie Simmer, 1980-81

FASTEST 40 GOALS: 42 Games
Charlie Simmer, 1980-81

FASTEST 30 GOALS: 26 Games
Bernie Nicholls, 1988-89

FASTEST 20 GOALS: 19 Games
Bernie Nicholls, 1988-89
Marcel Dionne, 1981-82

MOST POWER-PLAY GOALS, CAREER: 210
Luc Robitaille, 1986-94, 1997-01, 2003-06

MOST POWER-PLAY GOALS, ONE SEASON: 26
Luc Robitaille, 1991-92

MOST POWER-PLAY GOALS, ONE GAME: 4
11/25/93, Luc Robitaille at Quebec
(Ties NHL Record)

MOST SHORT-HANDED GOALS, CAREER: 25
Bernie Nicholls, 1981-90

MOST SHORT-HANDED GOALS, ONE SEASON: 8
Bernie Nicholls, 1988-89

MOST SHORT-HANDED GOALS, ONE GAME: 2
10/12/98, Yanic Perreault at Vancouver
12/11/93, Shawn McEachern vs. St. Louis
3/22/75, Bob Nevin vs. Pittsburgh

MOST GAME-WINNING GOALS, CAREER: 73
Luc Robitaille, 1986-94, 1997-01, 2003-06

MOST GAME-WINNING GOALS, ONE SEASON: 10
Charlie Simmer, 1980-81

MOST OVERTIME GOALS, CAREER: 9
Jeff Carter, 2011-17

MOST OVERTIME GOALS, ONE SEASON: 4
Jeff Carter, 2016-17
Anze Kopitar, 2015-16

MOST 50+ GOAL SEASONS: 6
Marcel Dionne, 1976-77, 1978-79, 1979-80,
1980-81, 1981-82, 1982-83

MOST CONSECUTIVE 50+ GOAL SEASONS: 5
Marcel Dionne, 1978-83

MOST 40+ GOAL SEASONS: 8
Luc Robitaille, 1986-87, 1987-88, 1988-89,
1989-90, 1990-91, 1991-92, 1992-93, 1993-94
Marcel Dionne, 1975-76, 1976-77, 1978-79,
1979-80, 1980-81, 1981-82, 1982-83, 1984-85

MOST CONSECUTIVE 40+ GOAL SEASONS: 8
Luc Robitaille, 1986-94

MOST 30+ GOAL SEASONS: 11
Luc Robitaille, 1986-94, 1998-01
Marcel Dionne, 1975-86

MOST CONSECUTIVE 30+ GOAL SEASONS: 11
Marcel Dionne, 1975-86

MOST 20+ GOAL SEASONS: 12
Luc Robitaille, 1986-94, 1998-01, 2003-04
Dave Taylor, 1977-86, 1987-89, 1990-91
Marcel Dionne, 1975-87

MOST CONSECUTIVE 20+ GOAL SEASONS: 12
Marcel Dionne, 1975-87

MOST GOALS VS. ONE OPPONENT,
ONE SEASON: 12
Marcel Dionne vs. Detroit, 1978-79 (8 Games)

KINGS
INDIVIDUAL PLAYER RECORDS

ASSISTS

MOST CAREER: 757
Marcel Dionne, 1975-87

MOST CAREER, CENTER: 757
Marcel Dionne, 1975-87

MOST CAREER, LEFT WING: 597
Luc Robitaille, 1986-94, 1997-01, 2003-06

MOST CAREER, RIGHT WING: 638
Dave Taylor, 1977-94

MOST CAREER, DEFENSEMAN: 333
Rob Blake, 1988-01, 2006-08

MOST ONE SEASON: 122
Wayne Gretzky, 1990-91

MOST ONE SEASON, CENTER: 122
Wayne Gretzky, 1990-91

MOST ONE SEASON, LEFT WING: 63
Luc Robitaille, 1991-92

MOST ONE SEASON, RIGHT WING: 67
Dave Taylor, 1981-82

MOST ONE SEASON, DEFENSEMAN: 60
Larry Murphy, 1980-81

MOST ONE SEASON, ROOKIE: 60
Larry Murphy, 1980-81

MOST ONE SEASON, ROOKIE DEFENSEMAN: 60
Larry Murphy, 1980-81 (NHL Record)

MOST ONE SEASON, ONE LINE: 182
Marcel Dionne (84), Charlie Simmer (45),
Dave Taylor (53), 1979-80

MOST, ONE MONTH: 29
Wayne Gretzky, March of 1991
(14 Games Played)

MOST ONE SEASON, GOALTENDER: 6
Roland Melanson, 1986-87

MOST ONE GAME: 6
10/9/93, Tomas Sandstrom vs. Detroit
12/1/88, Bernie Nicholls vs. Toronto

MOST ONE PERIOD: 4
11/13/05, Pavol Demitra at Columbus
1/29/98, Rob Blake vs. Calgary
10/9/93, Tomas Sandstrom vs. Detroit
3/4/89, Wayne Gretzky vs. Philadelphia

MOST ASSISTS VS. ONE OPPONENT,
ONE SEASON: 16
Wayne Gretzky vs. Winnipeg, 1990-91 (8 Games)

POINTS

MOST CAREER: 1,307
Marcel Dionne, 1975-87

MOST CAREER, CENTER: 1,307
Marcel Dionne, 1975-87

MOST CAREER, LEFT WING: 1,154
Luc Robitaille, 1986-94, 1997-01, 2003-06

MOST CAREER, RIGHT WING: 1,069
Dave Taylor, 1977-94

MOST CAREER, DEFENSEMAN: 494
Rob Blake, 1988-01, 2006-08

MOST ONE SEASON: 168
Wayne Gretzky, 1988-89

MOST ONE SEASON, CENTER: 168
Wayne Gretzky, 1988-89

MOST ONE SEASON, LEFT WING: 125
Luc Robitaille, 1992-93 (NHL Record)

MOST ONE SEASON, RIGHT WING: 112
Dave Taylor, 1980-81

MOST ONE SEASON, DEFENSEMAN: 76
Larry Murphy, 1980-81

MOST ONE SEASON, ROOKIE: 84
Luc Robitaille, 1986-87

MOST ONE SEASON, ROOKIE DEFENSEMAN: 76
Larry Murphy, 1980-81 (NHL Record)

MOST ONE SEASON, ONE LINE: 328
Marcel Dionne (137), Charlie Simmer (101),
Dave Taylor (90), 1979-80

MOST, ONE MONTH: 33
Wayne Gretzky, March of 1991
(14 Games Played)

MOST ONE GAME: 8
12/1/88, Bernie Nicholls vs. Toronto (2-6=8)

MOST ONE PERIOD: 4
2/21/08, Patrick O'Sullivan vs. St. Louis (1-3=4)
11/13/05, Alexander Frolov at Columbus (3-1=4)
11/13/05, Pavol Demitra at Columbus (0-4=4)
11/13/05, Craig Conroy at Columbus (2-2=4)
10/23/01, Adam Deadmarsh at Columbus (1-3=4)
1/29/98, Rob Blake vs. Calgary (0-4=4)
10/9/93, Tomas Sandstrom vs. Detroit (0-4=4)
10/9/93, Wayne Gretzky vs. Detroit (2-2=4)
4/1/89, Bernie Nicholls vs. Vancouver (2-2=4)
3/4/89, Wayne Gretzky vs. Philadelphia (0-4=4)
2/18/89, Wayne Gretzky vs. Quebec (2-2=4)
2/4/89, Wayne Gretzky vs. Buffalo (3-1=4)
11/29/88, Wayne Gretzky vs. New Jersey (2-2=4)
10/12/88, Luc Robitaille vs. Boston (2-2=4)
3/17/87, Bernie Nicholls at Washington (2-2=4)
3/14/81, Marcel Dionne vs. Minnesota (1-3=4)
12/4/78, Vic Venasky vs. Washington (1-3=4)

MOST 100+ POINT SEASONS: 7
Marcel Dionne, 1976-77, 1978-79, 1979-80,
1980-81, 1981-82, 1982-83, 1984-85

MOST CONSECUTIVE 100+ POINT SEASONS: 5
Marcel Dionne, 1978-83

MOST POINTS VS. ONE OPPONENT,
ONE SEASON: 19
Wayne Gretzky vs. Winnipeg, 1990-91
(3-16=19, 8 Games)
Bernie Nicholls vs. Edmonton, 1988-89
(10-9=19, 8 Games)

PENALTIES

MOST MINUTES, CAREER: 1,846
Marty McSorley, 1988-93, 1994-96

MOST MINUTES, ONE SEASON: 399
Marty McSorley, 1992-93

MOST MINUTES, ONE GAME: 67
3/11/79, Randy Holt at Philadelphia, 1 minor,
3 majors, 5 misconducts (NHL Record)

MOST MINUTES, ONE PERIOD: 67
3/11/79, Randy Holt at Philadelphia, 1 minor,
3 majors, 5 misconducts (NHL Record)

MOST PENALTIES, ONE GAME: 9
4/14/92, Marty McSorley vs. Vancouver
12/9/86, Larry Playfair at NY Islanders
3/11/79, Randy Holt at Philadelphia

MOST PENALTIES, ONE PERIOD: 9
3/11/79, Randy Holt at Philadelphia
(NHL Record)

ALL-TIME RECORDS

KINGS INDIVIDUAL PLAYER RECORDS

GAMES PLAYED

MOST SEASONS, CAREER: 17
Dave Taylor, 1977-94

MOST GAMES, CAREER: 1,111
Dave Taylor, 1977-94

MOST GAMES CAREER, CENTER: 921
Marcel Dionne, 1975-87

MOST GAMES CAREER, LEFT WING: 1,077
Luc Robitaille, 1986-94, 1997-01, 2003-06

MOST GAMES CAREER, RIGHT WING: 1,111
Dave Taylor, 1977-94

MOST GAMES CAREER, DEFENSEMAN: 805
Rob Blake, 1988-01, 2006-08

MOST CONSECUTIVE GAMES: 330
Anze Kopitar, 3/21/07 through 3/26/11

SHOTS ON GOAL

MOST CAREER: 3,848
Marcel Dionne, 1975-87

MOST CAREER, CENTER: 3,848
Marcel Dionne, 1975-87

MOST CAREER, LEFT WING: 3,091
Luc Robitaille, 1986-94, 1997-01, 2003-06

MOST CAREER, RIGHT WING: 2,514
Dustin Brown, 2003-17

MOST CAREER DEFENSEMAN: 2,468
Rob Blake, 1988-01, 2006-08

MOST ONE SEASON: 385
Bernie Nicholls, 1988-89

MOST ONE SEASON, DEFENSEMAN: 327
Rob Blake, 1999-00

MOST ONE GAME: 13
1/28/89, Bernie Nicholls vs. Edmonton

GOALTENDERS

MOST GAMES, CAREER: 492
Jonathan Quick, 2007-17

MOST GAMES, ONE SEASON: 72
Jonathan Quick, 2014-15, 2009-10

MOST GAMES ONE SEASON, ROOKIE: 61
Gerry Desjardins, 1968-69

MOST MINUTES, CAREER: 28,772
Jonathan Quick, 2007-17

MOST MINUTES, ONE SEASON: 4,258
Jonathan Quick, 2009-10

MOST MINUTES, ONE SEASON, ROOKIE: 3,499
Gerry Desjardins, 1968-69

BEST GOALS AGAINST AVERAGE, CAREER
(Min. 75 Games): 2.26
Jonathan Quick, 2007-17 (492 Games)

BEST GOALS AGAINST AVERAGE, ONE SEASON
(Min. 25 Games): 1.95
Jonathan Quick, 2011-12 (69 Games)

BEST GOALS AGAINST AVERAGE, ONE SEASON, ROOKIE (Min. 25 Games): 2.40
Jamie Storr, 1998-99 (28 Games)

MOST SHOTS FACED, CAREER: 12,892
Jonathan Quick, 2007-17 (492 Games)

MOST SHOTS FACED, ONE SEASON: 2,219
Kelly Hrudey, 1993-94

MOST SHOTS FACED, ONE SEASON, ROOKIE: 1,539
Byron Dafoe, 1995-96

MOST SHOTS FACED, ONE GAME: 68
3/24/81, Mario Lessard at Minnesota (4-3 LA win)

MOST SAVES, CAREER: 11,806
Jonathan Quick, 2007-17 (492 Games)

MOST SAVES, ONE SEASON: 1,991
Kelly Hrudey, 1993-94

MOST SAVES, ONE GAME: 65
3/24/81, Mario Lessard at Minnesota (4-3 LA win)

BEST SAVE PERCENTAGE, CAREER
(Min. 75 Games): .916
Jonathan Quick, 2007-17 (492 Games)

BEST SAVE PERCENTAGE, ONE SEASON
(Min. 25 Games): .929
Jonathan Quick, 2011-12 (69 Games)

BEST SAVE PERCENTAGE, ONE SEASON, ROOKIE
(Min. 25 Games): .916
Jamie Storr, 1998-99 (28 Games)

MOST GOALS ALLOWED, CAREER: 1,185
Kelly Hrudey, 1988-96

MOST GOALS ALLOWED, ONE SEASON: 228
Kelly Hrudey, 1993-94

MOST GOALS ALLOWED, ONE SEASON, ROOKIE: 189
Gerry Desjardins, 1968-69

MOST GOALS ALLOWED, ONE GAME: 11
10/17/88, Roland Melanson at Calgary
1/6/83, Mario Lessard at Montreal
11/25/81, Jim Rutherford at Edmonton
11/14/71, Gary Edwards at Boston

MOST SHUTOUTS, CAREER: 44
Jonathan Quick, 2007-17 (492 Games)

MOST SHUTOUTS, ONE SEASON: 10
Jonathan Quick, 2011-12

MOST SHUTOUTS, ONE SEASON, ROOKIE: 4
Martin Jones, 2013-14
Jonathan Quick, 2008-09
Jamie Storr, 1998-99
Mario Lessard, 1978-79
Gerry Desjardins, 1968-69

MOST WINS, CAREER: 260
Jonathan Quick, 2007-17 (492 Games)

MOST WINS, ONE SEASON: 40
Jonathan Quick, 2015-16

MOST WINS, ONE SEASON, ROOKIE: 23
Mario Lessard, 1978-79

MOST LOSSES, CAREER: 167
Jonathan Quick, 2007-17 (492 Games)

MOST LOSSES, ONE SEASON: 31
Kelly Hrudey, 1993-94

MOST LOSSES, ONE SEASON, ROOKIE: 29
Gerry Desjardins, 1968-69

MOST TIES, CAREER: 66
Rogie Vachon, 1971-78

MOST TIES, ONE SEASON: 13
Kelly Hrudey, 1991-92
Rogie Vachon, 1977-78, 1974-75

MOST TIES, ONE SEASON, ROOKIE: 10
Mario Lessard, 1978-79

KINGS ALL-TIME STREAKS

LONGEST TEAM WINNING STREAKS

GAMES	YEAR	DATES OF STREAK
9 Games	2009-10	1/21/10 through 2/6/10
8 Games	2014-15	2/7/15 through 2/24/15
8 Games	2013-14	2/6/14 through 3/10/14
8 Games	1991-92	2/23/92 through 3/9/92
8 Games	1972-73	10/21/72 through 11/7/72
7 Games	2015-16	10/16/15 through 10/31/15
7 Games	1990-91	2/18/91 through 3/2/91
7 Games	1990-91	1/3/91 through 1/14/91
7 Games	1984-85	11/9/84 through 11/21/84
6 Games	2015-16	11/28/15 through 12/11/15
6 Games	2014-15	10/12/14 through 10/26/14
6 Games	2013-14	3/20/14 through 3/29/14
6 Games	2013-14	12/2/13 through 12/14/13
6 Games	2011-12	3/11/12 through 3/22/12
6 Games	2010-11	10/28/10 through 11/13/10
6 Games	2001-02	3/11/02 through 3/23/02

LONGEST TEAM POINT STREAKS

GAMES	YEAR	DATES OF STREAK
11 Games (7-0-4)	2013-14	11/7/13 through 11/27/13
11 Games (8-0-3)	2010-11	1/22/11 through 2/17/11
11 Games (9-0-2)	1973-74	2/28/74 through 3/24/74
10 Games (9-0-1)	1980-81	10/16/80 through 11/5/80
10 Games (7-0-3)	1974-75	10/24/74 through 11/15/74
9 Games (7-0-2)	2015-16	11/23/15 through 12/12/15
9 Games (6-0-3)	2011-12	12/19/11 through 1/5/12
9 Games (9-0-0)	2009-10	1/21/10 through 2/6/10
9 Games (8-0-1)	1972-73	10/21/72 through 11/8/72
8 Games (8-0-0)	2014-15	2/7/15 through 2/24/15
8 Games (6-0-2)	2014-15	10/11/14 through 10/28/14
8 Games (6-0-2-0)	2000-01	11/2/00 through 11/18/00
8 Games (8-0-0)	1991-92	2/23/92 through 3/9/92
8 Games (7-0-1)	1990-91	2/18/91 through 3/5/91
8 Games (4-0-4)	1979-80	3/13/80 through 4/1/80

LONGEST TEAM LOSING STREAKS

GAMES	YEAR	DATES OF STREAK
11 Games (0-9-0-2)	2003-04	3/16/04 through 4/4/04
10 Games	1983-84	2/22/84 through 3/9/84
8 Games	2007-08	12/12/07 through 12/26/07
8 Games	1983-84	11/20/83 through 12/4/83
8 Games	1969-70	1/29/70 through 2/15/70
8 Games	1969-70	1/11/70 through 1/25/70
8 Games	1967-68	12/25/67 through 1/7/68

LONGEST TEAM WINLESS STREAKS

GAMES	YEAR	DATES OF STREAK
17 Games (0-13-4)	1969-70	1/29/70 through 3/5/70
16 Games (0-7-9)	1981-82	12/26/81 through 1/27/82
14 Games (0-3-9-2)	2003-04	12/18/03 through 1/16/04
13 Games (0-7-6)	1976-77	11/5/76 through 12/2/76
11 Games (0-9-0-2)	2003-04	3/16/04 through 4/4/04
11 Games (0-7-4)	1970-71	11/28/70 through 12/19/70

LONGEST TEAM WINNING STREAKS AT HOME

GAMES	YEAR	DATES OF STREAK
12 Games	1992-93	10/10/92 through 12/5/92
10 Games	1990-91	10/13/90 through 11/20/90
*8 Games	2010-11	10/12/10 through 11/13/10
8 Games	1991-92	2/15/92 through 3/17/92
7 Games	2012-13	4/4/13 through 4/27/13
7 Games	1980-81	10/11/80 through 11/10/80
7 Games	1979-80	11/27/79 through 12/29/79
7 Games	1975-76	10/15/75 through 11/8/75
7 Games	1972-73	10/21/72 through 11/4/72

**Team record for longest home winning streak at start of season*

KINGS ALL-TIME STREAKS

LONGEST TEAM POINT STREAKS AT HOME

GAMES	YEAR	DATES OF STREAK
13 Games (12-0-1)	1992-93	10/10/92 through 12/8/92
11 Games (9-0-2-0)	2001-02	3/4/02 through 4/14/02
11 Games (10-0-1)	1990-91	10/11/90 through 11/20/90
10 Games (8-0-2)	1973-74	3/2/74 through 3/28/74
10 Games (8-0-2)	1972-73	10/21/72 through 11/22/72
9 Games (8-0-1)	1991-92	2/6/92 through 3/17/92
8 Games (7-0-1)	2014-15	10/12/14 through 11/8/14

LONGEST TEAM LOSING STREAKS AT HOME

GAMES	YEAR	DATES OF STREAK
9 Games	1985-86	2/8/86 through 3/12/86
8 Games	1971-72	10/13/71 through 11/6/71
7 Games (0-4-3)	2006-07	1/8/07 through 2/22/07
6 Games	2003-04	3/16/04 through 4/2/04
5 Games	2002-03	12/30/02 through 1/11/03
5 Games	1979-80	1/29/80 through 2/14/80
5 Games	1973-74	11/3/73 through 11/29/73

LONGEST TEAM WINLESS STREAKS AT HOME

GAMES	YEAR	DATES OF STREAK
9 Games (0-9-0)	1985-86	2/8/86 through 3/12/86
9 Games (0-8-1)	1969-70	1/29/70 through 3/5/70
8 Games (0-6-2)	1998-99	10/18/98 through 11/19/98
8 Games (0-6-2)	1994-95	2/5/95 through 3/18/95
8 Games (0-6-2)	1993-94	2/12/94 through 3/12/94
8 Games (0-7-1)	1992-93	12/15/92 through 1/23/93
8 Games (0-8-0)	1971-72	10/13/71 through 11/6/71
8 Games (0-4-4)	1970-71	11/7/70 through 12/19/70

LONGEST TEAM WINNING STREAKS ON ROAD

GAMES	YEAR	DATES OF STREAK
8 Games	2013-14	2/26/14 through 3/27/14
8 Games	1974-75	12/18/74 through 1/16/75
7 Games	2009-10	12/31/09 through 1/31/10
6 Games	2010-11	2/23/11 through 3/29/11
5 Games	2008-09	2/3/09 through 2/18/09
5 Games	1984-85	10/29/84 through 11/14/84
5 Games	1980-81	11/16/80 through 12/11/80

LONGEST TEAM POINT STREAKS ON ROAD

GAMES	YEAR	DATES OF STREAK
11 Games (6-0-5)	1974-75	10/10/74 through 12/11/74
10 Games (8-0-2)	2013-14	11/12/13 through 12/14/13
9 Games (6-0-3)	2010-11	1/22/11 through 2/17/11
8 Games (8-0-0)	2013-14	2/26/14 through 3/27/14
8 Games (5-0-3)	1984-85	10/27/84 through 12/5/84
8 Games (8-0-0)	1974-75	12/18/74 through 1/16/75
7 Games (6-0-1)	2014-15	3/3/15 through 3/26/15
7 Games (4-0-3)	2011-12	12/19/11 through 1/17/12
7 Games (7-0-0)	2009-10	12/31/09 through 1/31/10
6 Games (6-0-0)	2010-11	2/23/11 through 3/29/11
6 Games (4-0-2)	1993-94	12/20/93 through 1/15/94
6 Games (4-0-2)	1992-93	3/26/93 through 4/10/93
6 Games (5-0-1)	1980-81	3/6/81 through 3/25/81
6 Games (5-0-1)	1980-81	11/16/80 through 12/13/80

LONGEST TEAM LOSING STREAKS ON ROAD

GAMES	YEAR	DATES OF STREAK
11 Games	1969-70	1/11/70 through 2/15/70
10 Games	1993-94	11/9/93 through 12/18/93
10 Games	1971-72	11/13/71 through 12/21/71
9 Games	1986-87	1/31/87 through 3/6/87
9 Games	1983-84	2/24/84 through 3/17/84
9 Games	1967-68	12/13/67 through 1/21/68

LONGEST TEAM WINLESS STREAKS ON ROAD

GAMES	YEAR	DATES OF STREAK
20 Games (0-16-4)	1969-70	1/11/70 through 4/3/70
19 Games (0-11-8)	1981-82	12/16/81 through 3/1/82
15 Games (0-11-4)	1995-96	1/8/96 through 2/26/96
15 Games (0-10-5)	1971-72	1/5/72 through 3/4/72
11 Games (0-9-2)	1982-83	2/17/83 through 3/30/83
11 Games (0-11-0)	1969-70	1/11/70 through 2/15/70

KINGS ALL-TIME STREAKS

OTHER TEAM STREAKS

MOST CONSECUTIVE TIE GAMES: 6
1/15/82 through 1/27/82

MOST CONSECUTIVE GAMES WITH A SHUTOUT: 3
10/18/11 through 10/22/11

MOST CONSECUTIVE GAMES SHUT OUT BY OPPONENT: 3
10/29/16 through 11/1/16
1/1/69 through 1/7/69

MOST CONSECUTIVE OVERTIME GAMES: 5*
4/3/10 through 4/11/10

MOST CONSECUTIVE OVERTIME GAMES AT HOME: 5
12/18/03 through 1/3/04

MOST CONSECUTIVE OVERTIME GAMES ON ROAD: 4*
11/25/15 through 12/12/15
1/7/04 through 1/16/04

LONGEST OVERTIME WINNING STREAK: 6*
10/3/13 through 10/30/13
12/9/9 through 1/30/10

LONGEST OVERTIME LOSING STREAK: 8*
11/25/14 through 1/19/15

*Includes Shootouts

INDIVIDUAL STREAKS

LONGEST POINT STREAK: 25 GAMES
Wayne Gretzky, 2/8/91 through 3/28/91 (8-49=57)
Bernie Nicholls, 10/16/84 through 12/10/84 (21-19=40)

LONGEST GOAL STREAK: 13 GAMES
Charlie Simmer, 11/24/79 through 12/27/79

LONGEST ASSIST STREAK: 23 GAMES
Wayne Gretzky, 2/8/91 through 3/24/91 (48 Assists) (NHL Record)

MOST CONSECUTIVE GAMES PLAYED: 330
Anze Kopitar, 3/21/07 through 3/26/11

MOST CONSECUTIVE GAMES PLAYED, GOALIE: 34
Rogie Vachon, 12/18/73 through 3/2/74 (14-14-6 Record - 34 starts)
Gerry Desjardins, 10/11/69 through 1/6/70 (7-21-5 Record - 33 starts, 1 relief appearance)

MOST CONSECUTIVE STARTS, GOALIE: 34
Rogie Vachon, 12/18/73 through 3/2/74 (14-14-6 Record - 34 starts)

MOST CONSECUTIVE GAMES PLAYED TO START SEASON, GOALIE: 34
Gerry Desjardins, 10/11/69 through 1/6/70 (7-21-5 Record - 33 starts, 1 relief appearance)

MOST CONSECUTIVE GOALTENDING WINS: 9
Jonathan Quick, 1/21/10 through 2/6/10

MOST CONSECUTIVE GOALTENDING WINS TO START A CAREER: 8
Martin Jones, 12/3/13 through 12/21/13 (Tied NHL Record)

LONGEST GOALIE UNBEATEN STREAK: 13 GAMES
Gary Edwards, 12/18/74 through 3/13/75 (7-0-6)

LONGEST GOALIE SHUTOUT STREAK: 3
Jonathan Quick, 10/18/11 through 10/22/11

LONGEST GOALIE SCORELESS STREAK: 202:11
Jonathan Quick, 10/15/11 (3rd period) through 10/27/11 (1st period)

ALL-TIME RECORDS

KINGS REGULAR SEASON OVERTIME RECORD

YEAR	GP	W	L	T	PTS
1983-84	17	1	3	13	15
1984-85	19	3	2	14	20
1985-86	14	3	3	8	14
1986-87	12	2	2	8	12
1987-88	12	1	3	8	10
1988-89	14	6	1	7	19
1989-90	12	3	2	7	13
1990-91	16	4	2	10	18
1991-92	16	1	1	14	16
1992-93	13	2	1	10	14
1993-94	18	3	3	12	18
1994-95***	9	0	0	9	9
1995-96	23	3	2	18	24
1996-97	14	0	3	11	11
1997-98	16	3	2	11	17
1998-99	12	5	2	5	15
1999-00	21	5	4	12	26
2000-01	19	3	3	13	22
2001-02	18	3	4	11	21
2002-03	19	6	7*	6	24
2003-04	27	2	9	16	29
2004-05	DNP - Lockout				
2005-06	15	10	5	—	25
2006-07	20	6	14	—	26
2007-08	14	7	7	—	21
2008-09	19	8	11	—	27
2009-10	23	14	9	—	37
2010-11	17	11	6	—	28
2011-12	24	9	15	—	33
2012-13***	8	3	5	—	11
2013-14	20	12	8	—	32
2014-15	18	3	15	—	21
2015-16	20	14	6	—	34
2016-17	22	14	8	—	36
TOTALS	**561**	**170**	**168**	**223**	**698**

*** 48-game season.

Note: The NHL began awarding a point for an overtime loss during the 1999-00 season and began deciding games by shootout during the 2005-06 season.

*The Kings lost to Columbus on 3/25/03 but did not receive an overtime point because the club pulled its goaltender in the extra session. That game is officially recognized as a regulation loss by the NHL.

KINGS REGULAR SEASON OVERTIME RECORD VS. NHL

TEAM	OVERALL W-L-T	HOME W-L-T	ROAD W-L-T
Anaheim	16-15-11	8-8-4	8-7-7
Arizona	10-13-24	6-7-14	4-6-10
Boston	7-6-8	3-3-4	4-3-4
Buffalo	2-2-6	1-0-3	1-2-3
Calgary	10-10-12	4-4-6	6-6-6
Carolina	4-2-5	2-0-2	2-2-3
Chicago	8-5-10	6-3-4	2-2-6
Colorado	8-4-5	4-3-4	4-1-1
Columbus	5-5-1	2-1-1	3-4-0
Dallas	11-10-14	8-3-7	3-7-7
Detroit	5-5-11	2-1-5	3-4-6
Edmonton	8-12-23	4-7-12	4-5-11
Florida	1-0-3	0-0-0	1-0-3
Minnesota	8-9-5	4-4-2	4-5-3
Montreal	2-2-6	1-2-3	1-0-3
Nashville	8-5-3	6-3-0	2-2-3
New Jersey	2-4-3	2-2-2	0-2-1
NY Islanders	3-5-2	2-4-1	1-1-1
NY Rangers	3-5-5	2-3-4	1-2-1
Ottawa	2-0-2	1-0-1	1-0-1
Philadelphia	5-3-2	1-0-1	4-3-1
Pittsburgh	8-7-4	5-3-0	3-4-4
San Jose	11-14-7	5-4-4	6-10-3
St. Louis	3-5-13	2-2-6	1-3-7
Tampa Bay	2-2-2	0-0-2	2-2-0
Toronto	2-2-10	1-0-6	1-2-4
Vancouver	11-7-20	5-3-11	6-4-9
Washington	4-2-6	2-1-3	2-1-3
Winnipeg	1-7-0	1-4-0	0-3-0
TOTALS	**170-168-223**	**90-75-112**	**80-93-111**

Ties were not contested in overtime prior to the 1983-84 season.
Win columns include shootout wins after the 2003-04 season.
Loss columns include shootout losses after the 2003-04 season.

KINGS ALL-TIME REGULAR SEASON OVERTIME GOALS

1983-84
1. Marcel Dionne, 12/26/83 at VAN, (Caprice), 1:00

1984-85
2. Bernie Nicholls, 11/13/84 at QUE, (Bouchard), 2:57
3. Dave Taylor, 1/19/85 vs. NYI, (Hrudey), 3:28
4. Marcel Dionne, 2/23/85 at HFD, (Liut), 2:46

1985-86
5. Dave Williams, 11/16/85, vs. PIT, (Romano), 3:10
6. Phil Sykes, 11/21/85 at DET, (Stefan), 3:59
7. Bryan Erickson, 2/17/86 at MTL, (Roy), 4:36

1986-87
8. Bernie Nicholls, 10/15/86 at DET, (Hanlon), 4:41
9. Morris Lukowich, 12/27/86 vs. BOS, (Ranford), 4:20

1987-88
10. Bernie Nicholls, 1/21/88 at CGY, (Vernon), 0:42

1988-89
11. Dave Taylor, 10/8/88 vs. CGY, (Wamsley), 4:37
12. Steve Duchesne, 10/9/88 vs. NYI, (Smith), 3:17
13. Mike Krushelnyski, 1/10/89 vs. EDM, (Ranford), 2:20
14. Luc Robitaille, 2/10/89 at WSH, (Malarchuk), 1:39
15. Dave Taylor, 3/7/89 vs. PIT, (Barrasso), 2:37
16. Marty McSorley, 3/29/89 vs. WPG, (Reddick), 3:37

1989-90
17. Wayne Gretzky, 10/15/89 at EDM, (Ranford), 3:24
18. Bernie Nicholls, 12/6/89 vs. VAN, (McLean), 2:51
19. Bob Kudelski, 3/14/1990 at BUF, (Puppa), 1:25

1990-91
20. Tony Granato, 11/17/90 vs. PIT, (Pietrangelo), 0:52
21. Luc Robitaille, 12/20/90 at CGY, (Wamsley), 3:43
22. Brian Benning, 1/8/91 vs. HFD, (Reaugh), 3:37
23. Tomas Sandstrom, 3/24/91 at EDM, (Fuhr), 3:30

1991-92
24. Mike Donnelly, 11/19/91 at SJS, (Hackett), 3:47

1992-93
25. Tomas Sandstrom, 10/6/92 at CGY, (Vernon), 3:40
26. Tomas Sandstrom, 4/10/93 at SJS, (Irbe), 3:22

1993-94
27. Rob Blake, 10/29/93 at WPG, (Essensa), 3:07
28. Warren Rychel, 12/20/93 at CGY, (Vernon), 4:59
29. Mike Donnelly, 3/25/94 at EDM, (Brathwaite), 2:24

1994-95
None

1995-96
30. Yanic Perreault, 10/10/95 vs. CHI, (Hackett), 2:10
31. Yanic Perreault, 10/21/95 at PIT, (Wregget), 0:40
32. Yanic Perreault, 4/14/96 at COL, (Roy), 4:12

1996-97
None

1997-98
33. Luc Robitaille, 11/23/97 at COL, (Billington), 2:43
34. Ray Ferraro, 1/12/98 vs. ANA, (Hebert), 2:04
35. Yanic Perreault, 3/9/98 vs. ANA, (Shtalenkov), 4:19

1998-99
36. Luc Robitaille, 10/16/98 vs. BOS, (Dafoe), 2:47
37. Craig Johnson, 1/5/99 at EDM, (Shtalenkov), 1:07
38. Luc Robitaille, 2/24/99 at DET, (Osgood), 1:57
39. Olli Jokinen, 3/30/99 at BOS, (Dafoe), 3:54
40. Ray Ferraro, 4/15/99 vs. ANA, (Roussel), 2:21

1999-00
41. Sean O'Donnell, 2/14/00 vs. CGY, (Brathwaite), 1:42
42. Jozef Stumpel, 3/4/00 vs. NSH, (Dunham), 0:28
43. Jozef Stumpel, 3/13/00 vs. VAN, (Potvin), 3:53
44. Jozef Stumpel, 3/23/00 at PHI, (Boucher), 1:20
45. Glen Murray, 4/9/00 at ANA, (Hebert), 1:06

2000-01
46. Ziggy Palffy, 10/23/00 at ANA, (Hebert), 1:04
47. Bryan Smolinski, 1/16/01 at OTT, (Lalime), 2:01
48. Bryan Smolinski, 3/17/01 at SJS, (Nabokov), 0:40

2001-02
49. Ziggy Palffy, 11/10/01 vs. DET, (Hasek), 3:33
50. Aaron Miller, 12/16/01 at ANA, (Giguere), 0:14
51. Ziggy Palffy, 4/6/02 vs. EDM, (Salo), 0:28

2002-03
52. Jaroslav Modry, 11/2/02 vs. NSH, (Dunham), 1:45
53. Mathieu Schneider, 12/14/02 vs. PIT, (Hedberg), 4:22
54. Brad Chartrand, 12/26/02 vs. PHX, (Boucher), 3:14
55. Jason Allison, 1/13/03 vs. SJS, (Kiprusoff), 3:50
56. Ziggy Palffy, 1/25/03 vs. NJD, (Brodeur), 3:50
57. Steve Kelly, 3/31/03 at PHX, (Boucher), 1:42

2003-04
58. Ziggy Palffy, 11/6/03 at TBL, (Grahame), 4:52
59. Joe Corvo, 1/28/04 at ANA, (Gerber), 2:37

2004-05
DNP - Lockout

2005-06
60. Pavol Demitra, 10/9/05 vs. MIN, (Fernandez), 3:31
61. Mattias Norstrom, 1/2/06 vs. DAL, (Turco), 2:29
62. Joe Corvo, 2/11/06 vs. CHI, (Anderson), 0:40
63. Lubomir Visnovsky, 3/07/06 at MIN, (Fernandez), 1:21

2006-07
64. Alexander Frolov, 1/26/07 at VAN, (Luongo), 1:48
65. **Michael Cammalleri**, 3/1/07 vs. ANA, (Bryzgalov), 3:17

2007-08
66. **Anze Kopitar**, 11/10/07 vs. DAL, (Turco), 2:34
67. **Dustin Brown**, 12/30/07 at CHI, (Khabibulin), 3:31

2008-09
68. Michal Handzus, 10/17/08 vs. CAR, (Ward), 3:21
69. Michal Handzus, 3/5/09 vs. DAL, (Turco), 1:31
70. **Dustin Brown**, 3/19/09 at BOS, (Thomas), 4:25

ALL-TIME RECORDS

KINGS ALL-TIME REGULAR SEASON OVERTIME GOALS

2009-10
71. Michal Handzus, 10/22/09 vs. DAL, (Auld), 0:55
72. **Dustin Brown**, 12/9/09 at SJS (Nabokov), 1:16
73. **Drew Doughty**, 3/22/10 vs. COL (Anderson), 3:40
74. **Dustin Brown**, 4/11/10 at COL (Anderson), 1:31

2010-11
75. **Anze Kopitar,** 12/4/10 vs. DET (Osgood), 4:04

2011-12
76. Jack Johnson, 10/7/11 vs. NYR (Lundqvist), 4:08
77. Jack Johnson, 10/15/11 at PHI (Bryzgalov), 1:39
78. **Drew Doughty**, 1/5/12 vs. PHX (Smith), 0:38

2012-13
79. **Jeff Carter,** 4/21/13 vs. DAL (Lehtonen), 4:08

2013-14
80. **Jeff Carter**, 10/9/13 vs. OTT (Anderson), 0:28
81. **Anze Kopitar**, 10/30/13 vs. SJS (Niemi), 2:32
82. **Anze Kopitar**, 11/25/13 at VAN (Luongo), 0:48
83. Robyn Regehr, 2/6/14 vs. CBJ (Bobrovsky), 2:33

2014-15
84. Jarret Stoll, 11/15/14 vs. ANA (Andersen), 2:19

2015-16
85. **Anze Kopitar**, 10/16/15 vs. MIN (Kuemper), 2:19
86. **Jeff Carter**, 10/31/15 vs. NSH (Rinne), 4:42
87. **Marian Gaborik**, 11/28/15 vs. CHI (Darling), 2:04
88. **Anze Kopitar**, 12/1/15 vs. VAN (Markstrom), 2:02
89. **Alec Martinez**, 12/8/15 at CBJ (McElhinney), 4:33
90. **Anze Kopitar**, 12/26/15 at ARI (Domingue), 0:36
91. **Marian Gaborik**, 1/24/16 at SJS (Jones), 4:06
92. **Tanner Pearson**, 2/12/16 at NYR (Raanta), 3:10
93. **Tanner Pearson**, 2/20/16 at NSH (Rinne), 1:18
94. **Jeff Carter**, 3/9/16 vs. WSH (Holtby), 2:50
95. **Anze Kopitar**, 3/17/16 vs. NYR (Lundqvist), 1:34
96. **Jeff Carter**, 4/5/16 at CGY (Ortio), 0:40

2016-17
97. **Alec Martinez**, 10/20/16 at DAL (Lehtonen), 1:20
98. **Alec Martinez**, 10/25/16 vs. CBJ (Bobrovsky), 1:14
99. **Jeff Carter**, 10/27/16 vs. NSH (Rinne), 4:31
100. **Nic Dowd**, 11/3/16 vs. PIT (Fleury), 2:37
101. **Jeff Carter**, 11/26/16 vs. CHI (Darling), 1:06
102. **Tyler Toffoli**, 12/16/16 at PIT (Murray), 1:00
103. **Tanner Pearson**, 1/3/17 at SJS (Jones), 0:58
104. **Tanner Pearson**, 1/7/17 vs. MIN (Kuemper), 3:32
105. **Jeff Carter**, 1/14/17 vs. WPG (Hutchinson), 1:36
106. **Jeff Carter**, 2/4/17 at PHI (Neuvirth), 2:35
107. Jarome Iginla, 3/9/17 vs. NSH (Rinne), 3:34
108. **Drew Doughty**, 4/8/17 vs. CHI (Crawford), 0:27

KINGS ALL-TIME OVERTIME GOAL LEADERS

Player	Career Total	Player	Career Total
Jeff Carter	9	Tomas Sandstrom	3
Anze Kopitar	8	Jozef Stumpel	3
Ziggy Palffy	5	Dave Taylor	3
Luc Robitaille	5	**Marian Gaborik**	2
Dustin Brown	4	Joe Corvo	2
Tanner Pearson	4	Marcel Dionne	2
Bernie Nicholls	4	Mike Donnelly	2
Yanic Perreault	4	Ray Ferraro	2
Drew Doughty	3	Jack Johnson	2
Alec Martinez	3	Bryan Smolinski	2
Michal Handzus	3	Several	1

CAREER OVERTIME GOALS SCORED BY CURRENT KINGS

Player	Career Total	
Jeff Carter	12	(9 with LA; 3 with PHI)
Marian Gaborik	11	(2 with LA; 5 with NYR; 4 with MIN)
Anze Kopitar	8	(8 with LA)
Dustin Brown	4	(4 with LA)
Michael Cammalleri	4	(1 with LA; 1 with NJD; 1 with MTL; 1 with CGY)
Tanner Pearson	4	(4 with LA)
Drew Doughty	3	(3 with LA)
Alec Martinez	3	(3 with LA)

KINGS CAREER AND 2016-17 SHOOTOUT STATS

CAREER

Player	Goals	Shots	PCT	GDG
Armstrong, Derek	0	1	.000	0
Avery, Sean	0	1	.000	0
Brown, Dustin	19	63	.302	7
Cammalleri, Michael	3	12	.250	1
Carter, Jeff	13	37	.351	4
Clarke, Noah	0	1	.000	0
Conroy, Craig	0	1	.000	0
Corvo, Joe	1	3	.333	1
Demitra, Pavol	3	5	.600	3
Doughty, Drew	2	10	.200	1
Dowd, Nic	0	2	.000	0
Frattin, Matt	0	1	.000	0
Frolov, Alexander	8	22	.364	2
Gaborik, Marian	6	14	.429	2
Gagne, Simon	0	4	.000	0
Handzus, Michal	9	18	.500	3
Iginla, Jarome	0	1	.000	0
Johnson, Jack	10	34	.294	2
Kempe, Adrian	0	1	.000	0
King, Dwight	2	3	.667	1
Kopitar, Anze	36	95	.379	16
Kostopoulos, Tom	0	1	.000	0
Lecavalier, Vincent	0	1	.000	0
Lewis, Trevor	0	4	.000	0
Lundmark, Jamie	2	3	.667	0
Moller, Oscar	0	2	.000	0
O'Sullivan, Patrick	7	16	.438	4
Parrish, Mark	0	1	.000	0
Parse, Scott	0	1	.000	0
Pearson, Tanner	1	6	.167	1
Penner, Dustin	0	1	.000	0
Purcell, Teddy	0	2	.000	0
Richards, Mike	6	22	.273	2
Richardson, Brad	0	1	.000	0
Robitaille, Luc	2	3	.667	1
Roenick, Jeremy	1	2	.500	0
Setoguchi, Devin	0	1	.000	0
Simmonds, Wayne	2	5	.400	0
Smyth, Ryan	1	6	.167	0
Stoll, Jarret	13	28	.464	6
Toffoli, Tyler	0	9	.000	0
Vey, Linden	0	1	.000	0
Visnovsky, Lubomir	1	3	.333	1
Williams, Justin	7	18	.389	4
Willsie, Brian	0	3	.000	0
TOTALS	**155**	**469**	**.330**	**62**

CAREER

Goaltender	W	L	ATT	GA	PCT
Aubin, J-S	1	1	4	2	.500
Bernier, Jonathan	1	4	16	8	.500
Bishop, Ben	0	1	11	2	.818
Brust, Barry	1	1	5	1	.800
Budaj, Peter	1	3	13	7	.462
Burke, Sean	2	2	22	11	.500
Cloutier, Dan	1	0	4	1	.750
Ersberg, Erik	3	7	46	17	.630
Garon, Mathieu	5	4	34	10	.706
Jones, Martin	2	1	18	1	.944
LaBarbera, Jason	4	4	22	11	.500
Quick, Jonathan	41	32	255	78	.694
Scrivens, Ben	0	2	11	6	.455
TOTALS	**62**	**62**	**461**	**155**	**.664**

2016-17

Player	Goals	Shots	PCT	GDG
Brown, Dustin	0	2	.000	0
Carter, Jeff	3	4	.750	0
Doughty, Drew	0	1	.000	0
Dowd, Nic	0	2	.000	0
Gaborik, Marian	0	3	.000	0
Iginla, Jarome	0	1	.000	0
Kempe, Adrian	0	1	.000	0
King, Dwight	1	1	1.000	0
Kopitar, Anze	2	5	.400	1
Lewis, Trevor	0	1	.000	0
Pearson, Tanner	1	4	.250	1
Setoguchi, Devin	0	1	.000	0
Toffoli, Tyler	0	1	.000	0
TOTALS	**7**	**27**	**.259**	**2**

2016-17

Goaltender	W	L	ATT	GA	PCT
Bishop, Ben	0	1	11	2	.818
Budaj, Peter	1	3	13	7	.462
Quick, Jonathan	1	0	3	0	1.000
TOTALS	**2**	**4**	**27**	**9**	**.667**

ALL-TIME RECORDS

KINGS ALL-TIME SHOOTOUT RECORDS

NOTE: TEAM RECORDS FOR SHOOTOUT WINS AND LOSSES ARE BASED ON A FULL SEASON SCHEDULE ONLY (74 OR MORE GAMES).

TEAM SHOOTOUT RECORDS

MOST, ONE SEASON: 18
2009-10

MOST ONE SEASON, HOME: 11
2009-10

MOST ONE SEASON, AWAY: 9
2013-14

FEWEST ONE SEASON: 5
2015-16

FEWEST ONE SEASON, HOME: 2
2015-16

FEWEST ONE SEASON, AWAY: 2
2016-17, 2006-07

SHOOTOUT WINS

MOST ONE SEASON: 10
2010-11, 2009-10

MOST ONE SEASON, HOME: 5
2010-11, 2009-10

MOST ONE SEASON, AWAY: 5
2013-14, 2010-11, 2009-10

FEWEST ONE SEASON: 2
2016-17, 2015-16, 2014-15

FEWEST ONE SEASON, HOME: 0
2015-16

FEWEST ONE SEASON, AWAY: 0
2016-17, 2014-15

SHOOTOUT LOSSES

MOST ONE SEASON: 9
2011-12

MOST ONE SEASON, HOME: 6
2009-10, 2008-09

MOST ONE SEASON, AWAY: 5
2014-15

FEWEST ONE SEASON: 1
2005-06

FEWEST ONE SEASON, HOME: 0
2010-11

FEWEST ONE SEASON, AWAY: 1
2015-16, 2006-07, 2005-06

SHOOTOUT ROUNDS

MOST ROUNDS IN A WIN: 9
12/3/13 at Anaheim (3-2 SOW)

MOST ROUNDS IN A LOSS: 11
3/14/17 vs. Arizona (3-2 SOL)

SHOOTOUT STREAKS

MOST CONSECUTIVE SHOOTOUT GAMES: 4
4/3/10 through 4/10/10

MOST CONSECUTIVE SHOOTOUT GAMES AT HOME: 3
4/3/10 through 4/10/10

MOST CONSECUTIVE SHOOTOUT GAMES ON ROAD: 2
11/27/13 through 12/3/13
12/19/11 through 12/23/11
2/16/11 through 2/17/11
3/12/10 through 3/24/10
11/14/09 through 11/16/09
12/16/05 through 12/19/05

MOST CONSECUTIVE SHOOTOUT WINS: 2
12/19/11 through 12/22/11
3/21/11 through 3/24/11
12/10/09 through 12/12/09
11/14/09 through 11/16/09

MOST CONSECUTIVE SHOOTOUT LOSSES: 2
4/8/10 through 4/10/10
10/28/09 through 10/29/09
2/14/09 through 2/16/09

LONGEST SHOOTOUT WINNING STREAK: 5
10/9/10 through 1/26/11
12/10/09 through 1/30/10

LONGEST SHOOTOUT LOSING STREAK: 7
11/6/14 through 1/17/15

PLAYER SHOOTOUT RECORDS

MOST GOALS, CAREER: 36
Anze Kopitar, 2006-17

MOST GOALS, ONE SEASON: 9
Jarret Stoll, 2010-11

MOST ATTEMPTS, CAREER: 95
Anze Kopitar, 2006-17

MOST ATTEMPTS, ONE SEASON: 17
Jack Johnson, 2009-10

MOST GAME-DECIDING GOALS, CAREER: 16
Anze Kopitar, 2006-17

MOST GAME-DECIDING GOALS, ONE SEASON: 5
Anze Kopitar, 2013-14

BEST SCORING PERCENTAGE, CAREER (Min. 10 Shots): .500
Michal Handzus, 2007-11 (9 Goals, 18 Shots)

BEST SCORING PERCENTAGE, ONE SEASON (Min. 5 Shots): .900
Jarret Stoll, 2010-11, (9 Goals, 10 Shots) (NHL Record)

GOALTENDER SHOOTOUT RECORDS

MOST WINS, CAREER: 41
Jonathan Quick, 2007-17

MOST WINS, ONE SEASON: 10
Jonathan Quick, 2010-11 (Tied NHL Record)

MOST LOSSES, CAREER: 32
Jonathan Quick, 2007-17

MOST LOSSES, ONE SEASON: 8
Jonathan Quick, 2011-12

MOST SHOTS FACED, CAREER: 255
Jonathan Quick, 2007-17

MOST SHOTS FACED, ONE SEASON: 51
Jonathan Quick, 2009-10

BEST SAVE PERCENTAGE, CAREER (Min. 20 Shots Against): .706
Mathieu Garon, 2005-07, (24 Saves, 34 Shots)

BEST SAVE PERCENTAGE, ONE SEASON (Min. 10 Shots Against): 1.000
Martin Jones, 2013-14, (12 Saves, 12 Shots)

BEST WINNING PERCENTAGE, CAREER (Min. 10 Games): .562
Jonathan Quick, 2007-17, (41-32 Career Record)

BEST WINNING PERCENTAGE, ONE SEASON (Min. 5 Games): 1.000
Jonathan Quick, 2010-11, (10-0 Record; Tied NHL Record)

KINGS ALL-TIME SHOOTOUT RECORD VS. NHL

TEAM	OVERALL	HOME	ROAD
Anaheim	7-9	3-5	4-4
Arizona	4-4	3-2	1-2
Boston	3-0	1-0	2-0
Buffalo	1-1	1-0	0-1
Calgary	3-2	2-1	1-1
Carolina	1-0	—	1-0
Chicago	2-1	1-1	1-0
Colorado	3-3	3-2	0-1
Columbus	2-1	—	2-1
Dallas	5-3	3-2	2-1
Detroit	0-2	0-1	0-1
Edmonton	2-6	2-5	0-1
Florida	1-0	—	1-0
Minnesota	4-5	1-2	3-3
Montreal	1-1	1-1	—
Nashville	2-2	1-1	1-1
New Jersey	1-1	1-0	0-1
NY Islanders	1-1	0-1	1-0
NY Rangers	0-1	—	0-1
Ottawa	—	—	—
Philadelphia	2-0	1-0	1-0
Pittsburgh	1-1	0-1	1-0
San Jose	3-7	2-2	1-5
St. Louis	3-2	2-2	1-0
Tampa Bay	1-2	—	1-2
Toronto	2-1	1-0	1-1
Vancouver	5-2	2-1	3-1
Washington	2-0	1-0	1-0
Winnipeg	0-4	0-3	0-1
TOTALS	**62-62**	**32-33**	**30-29**

KINGS PENALTY SHOTS FOR - REGULAR SEASON

18 MADE, 41 MISSED

No.	Result	Player	Goalie, Opponent, Date
1.	MISSED	Eddie Joyal	vs. Ed Giacomin, NY Rangers, 10/31/67
2.	MADE	Butch Goring	vs. Gilles Villemure, at NY Rangers, 2/13/72
3.	MISSED	Paul Curtis	vs. Bernie Parent, Toronto, 3/25/72
4.	MADE	Phil Hoene	vs. Cesare Maniago, at Minnesota, 12/11/73
5.	MADE	Juha Widing	vs. Dan Bouchard, at Atlanta, 2/10/74
6.	MISSED	Bart Crashley	vs. Ken Dryden, at Montreal, 10/8/75
7.	MADE	Bob Nevin	vs. Tony Esposito, at Chicago, 2/11/76
8.	MISSED	Hartland Monahan	vs. Dan Bouchard, Atlanta, 2/9/78
9.	MISSED	Charlie Simmer	vs. Billy Smith, NY Islanders, 11/24/79
10.	MISSED	Steve Jensen	vs. Glenn Resch, Colorado, 10/15/81
11.	MADE	Marcel Dionne	vs. Tom Barrasso, at Buffalo, 3/9/84
12.	MISSED	Dave Williams	vs. Roberto Romano, Pittsburgh, 1/21/87
13.	MISSED	Marcel Dionne	vs. Alain Chevrier, New Jersey, 1/28/87
14.	MADE	Luc Robitaille	vs. Eldon Reddick, at Winnipeg, 10/25/87
15.	MISSED	Luc Robitaille*	vs. Sean Burke, New Jersey, 2/2/89
16.	MADE	Tomas Sandstrom	vs. Wendell Young, at Pittsburgh, 2/10/90
17.	MISSED	Wayne Gretzky	vs. Peter Ing, at Toronto, 1/5/91
18.	MADE	Luc Robitaille	vs. Kay Whitmore, Hartford, 2/6/92
19.	MADE	Mike Donnelly	vs. Kirk McLean, Vancouver, 11/12/92
20.	MISSED	Luc Robitaille	vs. Jon Casey, Minnesota, 4/3/93
21.	MISSED	Tony Granato	vs. Jocelyn Thibault, at Quebec, 11/25/93
22.	MISSED	Mike Donnelly	vs. Curtis Joseph, at St. Louis, 4/7/94
23.	MADE	Dan Quinn	vs. Mikhail Shtalenkov, at Anaheim, 3/21/95
24.	MISSED	Kevin Stevens	vs. Nikolai Khabibulin, at Winnipeg, 2/26/96
25.	MISSED	Glen Murray	vs. Guy Hebert, at Anaheim, 2/7/98
26.	MISSED	Rob Blake	vs. Dwayne Roloson, Calgary, 4/13/98
27.	MISSED	Ziggy Palffy	vs. Fred Brathwaite, at Calgary, 4/7/01
28.	MISSED	Ziggy Palffy	vs. Manny Fernandez, Minnesota, 10/7/01
29.	MISSED	Ian Laperriere	vs. Jose Theodore, at Montreal, 10/22/01
30.	MISSED	Ziggy Palffy	vs. Evgeni Nabokov, at San Jose, 2/17/03
31.	MISSED	Esa Pirnes	vs. Marc-Andre Fleury, at Pittsburgh, 10/10/03
32.	MISSED	Esa Pirnes	vs. Jocelyn Thibault, at Chicago, 10/12/03
33.	MADE	Joe Corvo	vs. Jimmy Howard, Detroit, 11/28/05
34.	MADE	Alexander Frolov	vs. Andrew Raycroft, at Boston, 1/12/06
35.	MISSED	Sean Avery	vs. John Grahame, Tampa Bay, 1/17/06
36.	MISSED	Ladislav Nagy	vs. Evgeni Nabokov, at San Jose, 11/24/07
37.	MISSED	Jeff Giuliano	vs. Miikka Kiprusoff, Calgary, 2/15/08
38.	MISSED	Alexander Frolov	vs. Roberto Luongo, Vancouver, 10/30/08
39.	MISSED	Patrick O'Sullivan	vs. Steve Mason, Columbus, 12/6/08
40.	MADE	Patrick O'Sullivan	vs. Scott Clemmensen, at New Jersey, 2/7/09
41.	MADE	Wayne Simmonds	vs. Brian Elliott, Ottawa, 12/3/09
42.	MISSED	**Dustin Brown**	vs. Miikka Kiprusoff, at Calgary, 12/30/09
43.	MISSED	Fredrik Modin	vs. Devan Dubnyk, Edmonton, 4/10/10
44.	MADE	**Dustin Brown**	vs. Dwayne Roloson, NY Islanders, 11/13/10
45.	MISSED	Jack Johnson	vs. Kari Lehtonen, at Dallas, 1/17/11
46.	MISSED	Jarret Stoll	vs. Nikolai Khabibulin, at Edmonton, 2/2/11
47.	MISSED	Mike Richards	vs. Marc-Andre Fleury, Pittsburgh, 11/5/11
48.	MISSED	**Anze Kopitar**	vs. Jimmy Howard, Detroit, 11/19/11
49.	MISSED	Mike Richards	vs. Corey Crawford, at Chicago, 12/28/11
50.	MADE	**Trevor Lewis**	vs. Craig Anderson, Ottawa, 1/23/12
51.	MISSED	**Dustin Brown**	vs. Viktor Fasth, Anaheim, 2/25/13
52.	MISSED	**Dustin Brown**	vs. Antti Raanta, at Chicago, 12/30/13
53.	MISSED	**Anze Kopitar**	vs. Jonas Hiller, Anaheim, 1/25/14
54.	MISSED	**Dustin Brown**	vs. Jimmy Howard, Detroit, 10/31/14
55.	MADE	**Anze Kopitar**	vs. Frederik Andersen, Anaheim, 11/12/14
56.	MADE	**Dustin Brown**	vs. Cam Ward, at Carolina, 11/22/15
57.	MISSED	**Marian Gaborik**	vs. Marc-Andre Fleury, Pittsburgh, 12/5/15
58.	MISSED	**Tyler Toffoli**	vs. Craig Anderson, Ottawa, 1/16/16
59.	MISSED	**Tanner Pearson**	vs. Jared Coreau, Detroit, 1/5/17

*Penalty Shot attempted in overtime.

KINGS PENALTY SHOTS AGAINST - REGULAR SEASON

13 MADE, 39 MISSED

No.	Result	Player	Goalie, Opponent, Date
1.	MISSED	Norm Ullman	vs. Wayne Rutledge, at Toronto, 1/22/70
2.	MISSED	Billy Harris	vs. Rogie Vachon, at NY Islanders, 10/12/72
3.	MISSED	Joey Johnston	vs. Rogie Vachon, at Oakland, 1/2/74
4.	MISSED	Gil Perreault	vs. Rogie Vachon, Buffalo, 2/4/76
5.	MISSED	Dennis Polonich	vs. Rogie Vachon, Detroit, 12/4/76
6.	MISSED	Don Murdoch	vs. Rogie Vachon, at NY Rangers, 1/9/77
7.	MISSED	Dale McCourt	vs. Mario Lessard, Detroit, 11/22/78
8.	MISSED	Al MacAdam	vs. Ron Grahame, at Minnesota, 12/6/78
9.	MISSED	Bengt Gustafsson	vs. Ron Grahame, Washington, 2/12/80
10.	MISSED	Glen Sharpley	vs. Mario Lessard, at Chicago, 2/12/81
11.	MADE	Rick Vaive	vs. Darren Eliot, Toronto, 12/4/86
12.	MADE	Mel Bridgman	vs. Roland Melanson, at Detroit, 3/25/87
13.	MISSED	Joe Mullen#	vs. Al Jensen, Calgary, 3/28/87
14.	MADE	Mario Lemieux	vs. Kelly Hrudey, Pittsburgh, 3/7/89
15.	MADE	Normand Lacombe	vs. Kelly Hrudey, at Philadelphia, 2/5/91
16.	MADE	Paul Ysebaert	vs. Robb Stauber, at Detroit, 11/27/92
17.	MADE	Mikael Andersson	vs. Robb Stauber, Tampa Bay, 12/15/92
18.	MISSED	Mats Sundin	vs. Kelly Hrudey, at Quebec, 2/2/93
19.	MISSED	Craig Janney	vs. Robb Stauber, St. Louis, 3/20/93
20.	MISSED	Pavel Bure	vs. Kelly Hrudey, Vancouver, 10/6/93
21.	MISSED	Alexander Mogilny	vs. Robb Stauber, at Buffalo, 12/17/93
22.	MISSED	Tony Amonte*	vs. Kelly Hrudey, NY Rangers, 1/27/94
23.	MISSED	Sergei Fedorov*	vs. Kelly Hrudey, at Detroit, 2/12/95
24.	MISSED	Dirk Graham	vs. Kelly Hrudey, at Chicago, 3/9/95
25.	MADE	Steve Chiasson	vs. Byron Dafoe, at Calgary, 12/11/95
26.	MISSED	Peter Bondra	vs. Stephane Fiset, at Washington, 4/4/98
27.	MADE	Peter Bondra	vs. Stephane Fiset, at Washington, 1/29/99
28.	MADE	Tomas Sandstrom	vs. Stephane Fiset, Anaheim, 2/15/99
29.	MISSED	Todd White	vs. Jamie Storr, at Chicago, 2/26/99
30.	MISSED	Paul Kariya	vs. Stephane Fiset, Anaheim, 3/18/99
31.	MISSED	Mike Ricci	vs. Stephane Fiset, San Jose, 10/24/99
32.	MISSED	Martin Rucinsky	vs. Jamie Storr, at Montreal, 12/11/99
33.	MADE	Sebastien Bordeleau	vs. Felix Potvin, Minnesota, 10/7/01
34.	MISSED	Alexander Korolyuk	vs. Jamie Storr, San Jose, 11/24/01
35.	MISSED	Andrej Nedorost	vs. Cristobal Huet, Columbus, 3/25/03
36.	MISSED	Marcus Nilson	vs. Mathieu Garon, Calgary, 10/23/05
37.	MISSED	David Legwand	vs. Jason LaBarbera, Nashville, 11/5/05
38.	MISSED	Paul Kariya	vs. Jason LaBarbera, at Nashville, 11/24/05
39.	MISSED	Ladislav Nagy	vs. Jason LaBarbera, at Phoenix, 12/29/05
40.	MISSED	Keith Tkachuk	vs. Mathieu Garon, at St. Louis, 3/11/06
41.	MISSED	Stu Barnes	vs. Mathieu Garon, Dallas, 3/16/06
42.	MISSED	Todd White	vs. Dan Cloutier, at Minnesota, 10/25/06
43.	MISSED	Paul Kariya	vs. Dan Cloutier, at Nashville, 12/23/06
44.	MADE	David Legwand	vs. Dan Cloutier, at Nashville, 12/23/06
45.	MISSED	Teemu Selanne	vs. Mathieu Garon, at Anaheim, 3/18/07
46.	MADE	Michal Rozsival	vs. Jason LaBarbera, NY Rangers, 12/17/08
47.	MISSED	Scott Hartnell	vs. **Jonathan Quick**, Philadelphia, 1/3/09
48.	MISSED	Rick Nash	vs. **Jonathan Quick**, Columbus, 10/24/09
49.	MISSED	Viktor Stalberg	vs. **Jonathan Quick**, at Chicago, 3/11/12
50.	MISSED	Devin Setoguchi*	vs. Jonathan Bernier, at Minnesota, 3/31/12
51.	MISSED	Tommy Wingels	vs. Jonathan Bernier, San Jose, 3/16/13
52.	MADE	T.J. Oshie	vs. **Jonathan Quick**, at St. Louis, 1/16/14

*Penalty Shot attempted in overtime.
#Goal scored but disallowed for an illegal stick.

KINGS ALL-TIME RECORD ON HOMESTANDS OF THREE OR MORE GAMES

9-GAMES (1); 1973-74 **(7-0-2)**.

8-GAMES (5); 1968-69 (5-3-0); 1969-70 (3-5-0); 1972-73 **(7-1-0)**; 2000-01 (2-5-1); 2010-11 (2-6-0).

7-GAMES (14); 1969-70 (2-3-2); 1970-71 (2-3-2); 1974-75 **(5-1-1)**; 1975-76 (3-4-0); 1981-82 (2-3-2); 1984-85 (5-2-0); 1998-99 (4-3-0); 1999-00 (4-2-1); 2003-04 (3-4-0); 2008-09 (3-2-2); 2009-10 (3-4-0); 2014-15 (1-2-4); 2016-17 (3-4-0); 2016-17 (4-2-1).

6-GAMES (24); 1971-72 (0-6-0); 1971-72 (1-5-0); 1974-75 (2-1-3); 1976-77 (3-2-1); 1978-79 (3-3-0); 1978-79 (3-2-1); 1978-79 (3-1-2); 1980-81 (4-2-0); 1980-81 (2-4-0); 1982-83 (3-3-0); 1986-87 (3-2-1); 1987-88 (3-3-0); 1990-91 (5-0-1); 1990-91 (1-3-2); 1991-92 (2-2-2); 1993-94 (4-1-1); 1997-98 (3-3-0); 1997-98 (4-2-0); 2000-01 (3-1-2); 2006-07 (2-3-1); 2007-08 (3-3-0); 2010-11 (3-2-1), 2011-12 (3-1-2); 2014-15 **(6-0-0)**.

5-GAMES (60); 1967-68 (3-2-0); 1967-68 (2-2-1); 1968-69 (3-2-0); 1968-69 (3-2-0); 1968-69 (3-2-0); 1969-70 (2-3-0); 1970-71 (3-2-0); 1971-72 (1-3-1); 1972-73 (2-1-2); 1975-76 (2-1-1); 1975-76 (2-3-0); 1975-76 (2-2-1); 1976-77 (0-4-1); 1977-78 (2-1-2); 1977-78 (2-3-0); 1977-78 (1-2-2); 1981-82 (2-3-0); 1981-82 (3-2-0); 1981-82 (2-2-1); 1982-83 (3-2-0); 1985-86 (1-3-1); 1986-87 (3-2-0); 1986-87 (4-1-0); 1987-88 (1-4-0); 1987-88 (1-3-1); 1988-89 (4-1-0); 1988-89 (4-1-0); 1988-89 (3-1-1); 1988-89 (1-3-1); 1989-90 (3-1-1); 1989-90 (1-3-1); 1989-90 (4-1-0); 1990-91 **(5-0-0)**; 1991-92 (3-1-1); 1991-92 (2-2-1); 1992-93 (4-1-0); 1992-93 (1-3-1); 1993-94 (2-3-0); 1995-96 (0-4-1); 1996-97 (1-3-1); 1996-97 (1-3-1); 1997-98 (2-2-1); 1999-2000 (3-1-1); 2000-01 (2-1-2); 2001-02 (2-3-0); 2001-02 (2-2-1); 2002-03 (2-3-0); 2003-04 (1-4-0); 2005-06 (4-1-0); 2005-06 (2-3-0); 2006-07 (2-2-1); 2010-11 **(5-0-0)**; 2010-11 (3-1-1); 2012-13 (4-1-0); 2012-13 (3-2-0); 2013-14 (3-1-1); 2013-14 (2-3-0); 2015-16 (2-3-0); 2015-16 (3-2-0); 2015-16 (3-1-1).

4-GAMES (86); 1967-68 (3-1-0); 1967-68 (2-1-1); 1969-70 (1-3-0); 1970-71 (3-1-0); 1971-72 (2-2-0); 1972-73 (3-0-1); 1972-73 (2-2-0); 1973-74 (0-4-0); 1974-75 (3-0-1); 1974-75 (2-1-1); 1974-75 (2-2-0); 1975-76 **(4-0-0)**; 1975-76 (1-1-2); 1976-77 (3-1-0); 1976-77 (3-1-0); 1977-78 (2-2-0); 1977-78 (1-2-1); 1978-79 (2-1-1); 1978-79 (1-2-1); 1979-80 (3-0-1); 1979-80 (1-1-2); 1979-80 (2-1-1); 1979-80 (1-3-0); 1980-81 **(4-0-0)**; 1980-81 (1-1-2); 1981-82 (2-2-0); 1982-83 (1-3-0); 1983-84 (2-1-1); 1983-84 (3-0-1); 1983-84 (0-4-0); 1983-84 (1-2-1); 1983-84 (2-0-2); 1984-85 (2-2-0); 1984-85 (3-1-0); 1984-85 (2-0-2); 1985-86 (1-3-0); 1985-86 (2-2-0); 1985-86 (0-4-0); 1985-86 (0-3-1); 1986-87 (2-1-1); 1986-87 (1-3-0); 1987-88 (3-1-0); 1987-88 (3-1-0); 1988-89 (2-2-0); 1988-89 (3-0-1); 1989-90 (2-2-0); 1989-90 (2-2-0); 1989-90 (2-1-1); 1992-93 (1-2-1); 1992-93 (3-1-0); 1993-94 (1-3-0); 1994-95 (2-2-0); 1995-96 (2-1-1); 1996-97 (3-1-0); 1996-97 **(4-0-0)**; 1998-99 (0-3-1); 1998-99 (1-3-0); 1998-99 (2-2-0); 2000-01 (2-2-0); 2001-02 (3-0-1); 2002-03: (0-2-1-1); 2003-04 (2-1-1); 2005-06 (2-2-0); 2005-06 (2-1-1); 2005-06 **(4-0-0)**; 2006-07 (2-1-1); 2006-07 (2-2-0); 2007-08 (3-1-0); 2008-09 (2-2-0); 2008-09 (2-0-2); 2008-09 (1-3-0); 2009-10 (2-2-0); 2010-11 (3-0-1); 2011-12 (3-1-0); 2011-12 (2-2-0); 2011-12 (2-1-1); 2011-12 (3-1-0); 2013-14 (3-1-0); 2013-14 (3-1-0); 2013-14 (3-1-0); 2013-14 (1-3-0); 2014-15 (3-1-0); 2014-15 (3-0-1); 2015-16 **(4-0-0)**; 2015-16 (2-1-1); 2016-17 (2-2-0).

TIMES THE KINGS HAVE SWEPT A 3-GAME HOMESTAND (20); 1968-69; 1974-75; 1979-80; 1982-83; 1988-89; 1989-90; 1990-91 (2); 1991-92; 1992-93; 2000-01; 2001-02; 2002-03; 2008-09; 2009-10; 2010-11; 2012-13; 2014-15; 2015-16; 2016-17.

TIMES THE KINGS HAVE BEEN SWEPT ON A 3-GAME HOMESTAND (6); 1973-74; 1979-80; 1985-86; 1993-94; 1999-2000; 2002-03.

KINGS ALL-TIME RECORD ON ROAD TRIPS OF THREE OR MORE GAMES

9-GAMES (1); 1969-70 **(1-7-1)**.

8-GAMES (5); 1969-70 (1-7-0); 1970-71 (2-4-2); 1978-79 (4-4-0); 2002-03 (2-3-1-2); 2007-08 **(4-3-1)**.

7-GAMES (15); 1971-72 (0-4-3); 1973-74 (3-3-1); 1974-75 **(6-1-0)**; 1975-76 (3-4-0); 1976-77 (1-6-0); 1977-78 (1-3-3); 1979-80 (3-2-2); 1981-82 (0-5-2); 1982-83 (1-5-1); 1987-88 (2-4-1); 1991-92 (4-2-1); 1993-94 (2-4-1); 1999-00 (4-3-0); 2015-16 (3-3-1); 2016-17 (3-2-2).

6-GAMES (24); 1967-68 (2-2-2); 1967-68 (3-3-0); 1968-69 (1-4-1); 1971-72 (1-5-0); 1972-73 (1-5-0); 1972-73 (1-5-0); 1977-78 (1-4-1); 1980-81 (1-3-2); 1983-84 (1-3-2); 1985-86 (2-4-0); 1986-87 **(4-2-0)**; 1988-89 **(4-2-0)**; 1989-90 (2-4-0); 1989-90 (2-3-1); 1990-91 (3-3-0); 1992-93 (2-3-1); 1992-93 (3-1-2); 1997-98 (2-4-0); 2001-02 (1-4-0-1); 2008-09 (2-3-1); 2009-10 (3-3-0); 2010-11 (3-1-2); 2011-12 (2-3-1); 2015-16 (3-2-1).

5-GAMES (66); 1967-68 (0-5-0); 1968-69 (0-4-1); 1972-73 (1-3-1); 1973-74 (0-4-1); 1974-75 (2-0-3); 1974-75 (2-2-1); 1976-77 (1-2-2); 1976-77 (4-1-0); 1977-78 (3-2-0); 1978-79 (2-3-0); 1979-80 (2-3-0); 1979-80 (1-4-0); 1980-81 (3-2-0); 1981-82 (1-3-1); 1981-82 (2-2-1); 1982-83 (0-5-0); 1984-85 (1-2-2); 1985-86 (2-2-1); 1985-86 (3-1-1); 1985-86 (3-2-0); 1985-86 (1-4-0); 1986-87 (0-5-0); 1986-87 (2-2-1); 1986-87 (0-5-0); 1987-88 (0-5-0); 1987-88 (2-2-1); 1987-88 (2-3-0); 1988-89 (3-2-0); 1988-89 (1-3-1); 1989-90 (3-2-0); 1990-91 (1-2-2); 1990-91 (4-1-0); 1990-91 (2-3-0); 1992-93 (2-3-0); 1993-94 (1-4-0); 1994-95 (3-2-0); 1995-96 (2-2-1); 1995-96 (0-5-0); 1997-98 (0-2-3); 1997-98 (3-1-1); 1998-99 (2-2-1); 1998-99 (2-2-1); 1998-99 (1-4-0); 1999-00 (3-1-1); 2000-01 (2-3-0); 2001-02 (4-1-0); 2002-03 (2-1-1-1); 2002-03 (2-3-0); 2003-04 (1-1-1-2); 2006-07 (2-1-2); 2008-09 (4-1-0); 2008-09 (1-4-0); 2009-10 (3-2-0); 2009-10 **(5-0-0)**; 2010-11 (3-2-0); 2010-11 (3-2-0); 2012-13 (2-3-0); 2012-13 (3-1-1); 2013-14 (1-3-1); 2014-15 (1-3-1); 2014-15 (1-3-1); 2014-15 (2-3-0); 2014-15 (3-2-0); 2015-16 (2-2-1); 2016-17 (1-3-1); 2016-17 (3-2-0).

4-GAMES (90); 1967-68 (1-3-0); 1968-69 (1-2-1); 1968-69 (0-3-1); 1969-70 (0-1-3); 1970-71 (0-4-0); 1970-71 (0-2-2); 1971-72 (0-4-0); 1971-72 (0-4-0); 1972-73 (0-3-1); 1973-74 (0-2-2); 1973-74 (2-2-0); 1973-74 (1-1-2); 1975-76 (0-4-0); 1975-76 (1-1-2); 1977-78 (1-2-1); 1978-79 (1-3-0); 1978-79 (2-1-1); 1978-79 (1-3-0); 1979-80 (1-3-0); 1979-80 (1-3-0); 1979-80 (1-3-0); 1980-81 (2-1-1); 1980-81 (3-1-0); 1980-81 (3-0-1); 1981-82 (2-2-0); 1982-83 (2-1-1); 1982-83 (2-1-1); 1982-83 (0-3-1); 1983-84 (3-1-0); 1983-84 (0-4-0); 1984-85 (0-3-1); 1984-85 (2-1-1); 1984-85 (0-2-2); 1984-85 (3-1-0); 1987-88 (1-2-1); 1988-89 (2-2-0); 1988-89 (0-3-1); 1988-89 (2-2-0); 1989-90 (1-3-0); 1989-90 (0-4-0); 1990-91 (2-1-1); 1990-91 (1-2-1); 1991-92 (1-3-0); 1991-92 (2-1-1); 1991-92 (2-2-0); 1991-92 (1-2-1); 1992-93 (2-2-0); 1993-94 (0-4-0); 1993-94 (1-2-1); 1994-95 (2-0-2); 1995-96 (0-3-1); 1995-96 (0-3-1); 1996-97 (2-0-2); 1996-97 (0-4-0); 1996-97 (1-3-0); 1996-97 (0-3-1); 1997-98 (1-2-1); 1998-99 (1-3-0); 1999-00 (1-3-0); 2000-01 (3-1-0); 2000-01 (2-2-0); 2000-01 (3-1-0); 2001-02 (1-1-2); 2001-02 (2-1-1); 2001-02 (0-3-1); 2003-04 (3-0-0-1); 2003-04 (1-1-0-2); 2003-04 (1-0-2-1); 2003-04 (0-3-0-1); 2005-06 (2-1-1); 2005-06 (1-3-0); 2005-06 (1-3-0); 2005-06 (0-2-2); 2005-06 (2-2-0); 2006-07 (0-4-0); 2006-07 (0-1-3); 2007-08 (0-3-1); 2009-10 (1-3-0); 2010-11 (1-3-0); 2010-11 **(4-0-0)**; 2011-12 (2-2-0); 2011-12 (2-2-0); 2011-12 (2-1-1); 2013-14 (3-1-0); 2013-14 (3-0-1); 2013-14 (3-1-0); 2013-14 (0-4-0); 2013-14 (1-2-1); 2015-16 **(4-0-0)**; 2016-17 (2-2-0).

KINGS BEST 3-GAME TRIPS; 1984-85 **(3-0-0)**; 1997-98 (2-0-1); 1999-00 (2-0-1); 1999-00 (2-0-1); 2005-06 (2-0-1); 2008-09 (2-0-1); 2010-11 (2-0-1); 2011-12 (2-0-1); 2013-14 **(3-0-0)**; 2013-14 **(3-0-0)**.

NOTES: In 1984-85 the Kings played eight consecutive games on the road, however, after the first four games at Washington, Montreal, the NY Islanders and Chicago the club returned to L.A. for three days before leaving to play another four games at Edmonton, Winnipeg (2) and Vancouver. This is counted as two four-game trips.

In 2003-04 the Kings played seven consecutive road games, however, after the first two at Edmonton and Calgary the Kings had a full week off for the All-Star break and then embarked on a five-game trip to Minnesota, Columbus, Buffalo, New Jersey and the NY Islanders.

In 2010-11 the Kings played 10 consecutive road games. After playing three straight on the road at Minnesota, Edmonton and Calgary, the team returned home for three days before leaving on a six-game trip that included stops in Pittsburgh, Washington, Philadelphia, Columbus, the New York Rangers and the New York Islanders. After returning home from the east coast, the Kings played their 10th consecutive road game three days later at Anaheim.

In 2013-14 the Kings played eight consecutive games away from STAPLES Center in January. Seven of the eight games were played on the road, and one of the eight was played in LA at Dodger Stadium as the Kings hosted Anaheim as part of the NHL's Stadium Series on January 25, 2014. The announced sellout crowd for the game was 54,099.

In 2016-17, the Kings played nine consecutive road games in December, but the nine games were broken up into two trips. The Kings played seven straight road games from December 13-23 and then returned home for the Christmas Break. After the break, the team played two more road games in Vancouver and Edmonton (December 28-29).

KINGS YEAR-BY-YEAR SITUATIONAL STATS

	HOME	ROAD	Vs. DIVISION	1-GOAL GAMES	SCORING 1ST GOAL	ALLOWING 1ST GOAL	LEADING AFTER 2
1967-68	20-13-4	11-20-6	21-21-8	5-6	–	–	–
1968-69	19-14-5	5-28-5	14-18-8	7-4	–	–	–
1969-70	12-22-4	2-30-6	10-23-7	4-10	–	–	–
1970-71	17-14-8	8-26-5	14-18-4	4-4	–	–	–
1971-72	14-23-2	6-26-7	8-25-3	1-8	–	–	–
1972-73	21-11-7	10-25-4	17-16-5	4-8	–	–	–
1973-74	22-13-4	11-20-8	21-13-4	9-7	–	–	–
1974-75	22-7-11	20-10-10	14-3-7	5-4	–	–	–
1975-76	22-13-5	16-20-4	10-11-3	9-7	–	–	–
1976-77	20-13-7	14-18-8	13-6-5	6-12	–	–	–
1977-78	18-16-6	13-18-9	10-9–5	3-7	–	–	–
1978-79	20-13-7	14-21-5	14-12-6	7-5	–	–	–
1979-80	18-13-9	12-23-5	5-7-4	9-5	–	–	–
1980-81	22-11-7	21-13-6	7-6-3	11-5	–	–	–
1981-82	19-15-6	5-26-9	11-13-8	7-9	13-11-5	11-30-10	17-6-3
1982-83	20-13-7	7-28-5	9-17-6	6-5	19-16-5	8-25-7	24-5-2
1983-84	13-19-8	10-25-5	9-18-5	7-10	17-11-5	6-33-8	18-2-4
1984-85	20-14-6	14-18-8	12-14-6	12-11	24-11-7	10-21-7	27-5-8
1985-86	9-27-4	14-22-4	7-20-5	12-10	14-12-4	9-37-4	14-1-2
1986-87	20-17-3	11-24-5	10-19-3	11-14	18-16-5	13-25-3	22-7-2
1987-88	19-18-3	11-24-5	12-17-3	11-12	18-11-3	12-31-5	24-3-1
1988-89	25-12-3	17-19-4	12-16-4	12-8	24-13-4	18-18-3	30-3-3
1989-90	21-16-3	13-23-4	11-15-6	8-11	26-10-1	8-29-6	22-5-1
1990-91	26-9-5	20-15-5	19-9-4	9-11	35-10-8	11-14-2	39-2-4
1991-92	20-11-9	15-20-5	16-13-6	10-7	19-11-7	16-20-7	28-2-7
1992-93	22-15-5	17-20-5	17-16-4	9-8	31-11-3	8-24-7	29-2-5
1993-94	18-19-5	9-26-7	12-14-6	9-15	16-15-7	11-30-4	21-4-6
1994-95	7-11-6	9-12-3	5-15-4	6-3	12-7-4	4-16-5	14-0-3
1995-96	16-16-9	8-24-9	10-14-8	12-14	16-13-7	8-27-11	17-3-3
1996-97	18-16-7	10-27-4	12-16-4	8-13	23-11-4	5-32-6	23-2-2
1997-98	22-16-3	16-17-8	19-11-2	14-13	31-5-2	7-28-9	28-0-5
1998-99	18-20-3	14-25-2	6-18-0	16-19	25-9-4	7-36-1	23-4-1
1999-00	21-13-5-2	18-14-7-2	8-10-3-3	15-12	24-7-6-1	15-20-6-3	29-1-2-1
2000-01	20-12-7-2	18-16-5-2	8-7-4-1	11-12	30-7-9-2	8-21-3-1	31-1-2-2
2001-02	22-12-6-1	18-15-5-3	10-4-4-2	16-16	27-7-5-3	13-20-6-1	26-1-1-1
2002-03	19-19-2-1	14-18-4-5	10-9-1-0	14-20	22-14-4-2	11-23-1-3	25-3-1-2
2003-04	15-16-9-1	13-13-7-8	9-9-5-1	11-20	24-8-7-5	4-21-9-4	24-1-6-3
2004-05			DNP — LOCKOUT				
2005-06	26-14-1	16-21-4	14-14-4	23-17	25-11-4	17-24-1	25-3-0
2006-07	16-16-9	11-25-5	10-18-4	11-24	17-12-8	10-29-6	17-2-5
2007-08	17-22-3	15-22-4	12-18-2	10-20	17-11-5	15-32-2	22-2–0
2008-09	18-15-8	16-22-3	10-10-4	20-23	26-9-4	8-28-7	24-4-2
2009-10	22-13-6	24-14-3	15-6-3	25-19	34-7-5	12-20-4	29-0-2
2010-11	25-13-3	21-17-3	12-10-2	22-9-6	36-12-2	10-18-4	26-0-1
2011-12	22-14-5	18-13-10	13-4-7	17-14-15	32-5-8	8-22-7	28-0-6
2012-13	19-4-1	8-12-4	9-7-2	11-5-5	21-3-2	6-13-3	19-1-2
2013-14	23-14-4	23-14-4	16-10-3	21-14-8	36-11-5	10-17-3	27-3-0
2014-15	25-9-7	15-18-8	14-7-8	13-9-15	27-5-9	13-22-6	27-3-5
2015-16	26-12-3	22-16-3	18-11-0	27-11-6	30-11-3	18-17-3	31-5-1
2016-17	23-16-2	16-19-6	12-14-3	19-13-8	21-5-5	18-30-3	19-1-2

KINGS YEAR-BY-YEAR SITUATIONAL STATS

	TRAILING AFTER 2	SHOTS/GM FOR	SHOTS/GM AGAINST	OVERTIME RECORD	INJ	GF (RANK)	GA (RANK)
1967-68	–	–	–	–	–	200 (7)	224 (10)
1968-69	–	–	–	–	–	185 (11)	260 (10)
1969-70	–	–	–	–	–	168 (12)	290 (12)
1970-71	–	–	–	–	–	239 (6)	303 (12)
1971-72	–	–	–	–	–	206 (11)	305 (12)
1972-73	–	–	–	–	–	232 (13)	245 (9)
1973-74	–	–	–	–	–	233 (11)	231 (5)
1974-75	–	–	–	–	–	269 (T-10)	185 (2)
1975-76	–	–	–	–	–	263 (9)	265 (8)
1976-77	–	–	–	–	–	271 (8)	241 (6)
1977-78	–	–	–	–	–	243 (12)	245 (8)
1978-79	–	–	–	–	–	292 (6)	286 (10)
1979-80	–	–	–	–	–	290 (10)	313 (T-17)
1980-81	–	–	–	–	–	337 (3)	290 (7)
1981-82	3-29-6	32.0	30.5	–	–	314 (14)	369 (20)
1982-83	0-33-4	33.4	30.6	–	–	308 (11)	365 (19)
1983-84	2-35-4	30.9	31.7	1-3-13	–	309 (11)	376 (19)
1984-85	4-24-4	31.9	30.2	3-2-14	–	339 (6)	326 (15)
1985-86	3-42-2	30.3	35.2	3-3-8	201	284 (18)	389 (20)
1986-87	5-26-3	30.9	31.1	2-2-8	200	318 (T-2)	341 (20)
1987-88	1-33-4	30.8	32.1	1-3-8	269	318 (5)	359 (21)
1988-89	5-24-3	31.6	33.7	6-1-7	214	376 (1)	335 (T-16)
1989-90	5-26-4	29.7	31.0	3-2-7	198	338 (2)	337 (18)
1990-91	2-17-3	29.5	30.1	4-2-10	228	340 (3)	254 (4)
1991-92	3-24-3	30.2	33.3	0-0-9	192	287 (10)	296 (14)
1992-93	2-29-2	34.0	34.4	2-1-10	251	338 (5)	340 (21)
1993-94	3-37-1	33.0	36.3	3-3-12	165	294 (T-6)	322 (24)
1994-95	1-21-5	30.1	34.8	0-0-9	206	142 (10)	174 (T-23)
1995-96	2-32-6	30.1	35.4	3-2-18	380	256 (11)	302 (23)
1996-97	1-37-3	29.0	33.9	0-3-11	349	214 (T-23)	268 (20)
1997-98	3-26-3	26.8	30.3	3-2-11	178	227 (8)	225 (T-18)
1998-99	3-30-0	28.2	30.0	5-2-5	335	189 (25)	222 (16)
1999-00	3-21-1-2	29.5	27.9	5-4-12	244	245 (5)	228 (17)
2000-01	1-22-2-1	27.9	26.3	3-3-13	196	252 (6)	228 (17)
2001-02	4-20-4-1	25.7	25.0	3-4-11	211	214 (16)	190 (6)
2002-03	3-31-1-2	27.7	26.1	6-7-6	536	203 (22)	221 (15)
2003-04	1-24-3-3	28.6	27.0	2-9-16	629	205 (18)	217 (20)
2004-05			DNP — LOCKOUT				
2005-06	10-23-1	29.2	30.0	10-5	369	243 (T-17)	269 (23)
2006-07	3-32-5	31.0	29.8	6-14	181	223 (20)	277 (27)
2007-08	5-34-3	28.6	32.0	7-7	193	226 (T-13)	263 (28)
2008-09	4-28-4	30.0	28.1	8-11	153	202 (27)	226 (11)
2009-10	8-23-3	29.1	27.6	14-9	190	231 (T-9)	211 (9)
2010-11	4-21-2	28.8	27.9	11-6	172	209 (25)	196 (T-6)
2011-12	1-22-3	30.6	27.4	9-15	169	188 (29)	170 (2)
2012-13	3-11-0	29.8	25.0	3-5	54	131 (10)	114 (T-7)
2013-14	6-21-3	31.6	26.2	12-8	100	198 (26)	168 (1)
2014-15	3-20-5	30.9	27.0	3-15	136	218 (18)	197 (T-4)
2015-16	8-17-1	32.0	27.5	14-6	221	223 (14)	192 (3)
2016-17	5-31-1	31.1	25.9	14-8	237	199 (T-24)	201 (6)

NOTE: GF and GA totals do not include shootout goals.

ALL-TIME RECORDS

KINGS ALL-TIME HIGHEST SCORING GAMES (FOR AND AGAINST)

12-GOAL GAMES (FOR)

11/29/84, KINGS 12 vs. Vancouver 1

12-GOAL GAMES (AGAINST)

None

11-GOAL GAMES (FOR)

11/8/92, KINGS 11 at San Jose 4
2/18/89, KINGS 11 vs. Quebec 3
1/20/81, KINGS 11 vs. Detroit 4
4/6/74, KINGS 11 vs. Vancouver 1

11-GOAL GAMES (AGAINST)

10/17/88, Kings 4 at Calgary 11
11/25/86, Kings 5 at Vancouver 11
1/6/83, Kings 3 at Montreal 11
11/25/81, Kings 4 at Edmonton 11
11/14/71, Kings 2 at Boston 11

10-GOAL GAMES (FOR)

10/9/93, KINGS 10 vs. Detroit 3
2/16/93, KINGS 10 at Minnesota 5
1/21/87, KINGS 10 vs. Pittsburgh 5
10/31/84, KINGS 10 at Vancouver 3
10/15/81, KINGS 10 vs. Colorado 2
3/14/81, KINGS 10 vs. Minnesota 4
12/4/78, KINGS 10 vs. Washington 2

10-GOAL GAMES (AGAINST)

1/14/06, Kings 1 at Buffalo 10
2/13/93, Kings 3 vs. Washington 10
12/29/92, Kings 2 vs. Philadelphia 10
12/6/87, Kings 3 at Washington 10
11/13/87, Kings 7 at Calgary 10
3/30/83, Kings 5 at Winnipeg 10
12/27/81, Kings 3 at Edmonton 10
11/5/81, Kings 2 at Detroit 10
1/8/72, Kings 2 at Montreal 10

9-GOAL GAMES (FOR)

2/9/16, KINGS 9 at Boston 2
1/1/08, KINGS 9 vs. Chicago 2
11/16/95, KINGS 9 vs. NY Islanders 2
12/11/93, KINGS 9 vs. St. Louis 1
3/29/93, KINGS 9 at Detroit 3
12/28/91, KINGS 9 at Edmonton 4
2/2/91, KINGS 9 vs. Vancouver 1
3/24/90, KINGS 9 vs. St. Louis 3
1/18/90, KINGS 9 vs. Detroit 4
12/19/89, KINGS 9 vs. Winnipeg 5
1/14/89, KINGS 9 vs. Hartford 6
12/1/88, KINGS 9 vs. Toronto 3
11/29/88, KINGS 9 vs. New Jersey 3
3/30/88, KINGS 9 vs. Calgary 7
3/26/88, KINGS 9 vs. Chicago 5
11/29/86, KINGS 9 vs. New Jersey 6
2/1/86, KINGS 9 at Winnipeg 6
1/17/86, KINGS 9 at Vancouver 7
3/24/84, KINGS 9 vs. Detroit 7
12/30/83, KINGS 9 at Hartford 3
1/11/83, KINGS 9 at Washington 7
3/27/82, KINGS 9 vs. Colorado 4
3/17/82, KINGS 9 vs. Calgary 4
10/20/81, KINGS 9 at NY Islanders 6
12/22/79, KINGS 9 vs. Edmonton 3
1/1/76, KINGS 9 at Buffalo 6
12/27/75, KINGS 9 vs. Kansas City 4
11/4/72, KINGS 9 vs. NY Islanders 2
4/1/72, KINGS 9 vs. California 4
12/26/70, KINGS 9 vs. California 3
3/7/68, KINGS 9 vs. Oakland 2

9-GOAL GAMES (AGAINST)

2/13/96, Kings 4 at Detroit 9
2/21/92, Kings 7 at Calgary 9
10/31/90, Kings 4 at NY Rangers 9
3/2/90, Kings 3 at Winnipeg 9
3/18/89, Kings 3 vs. Calgary 9
10/11/87, Kings 2 vs. Edmonton 9
3/6/87, Kings 3 at Edmonton 9
12/20/85, Kings 4 at Edmonton 9
11/27/85, Kings 0 vs. Hartford 9
10/13/85, Kings 2 vs. Calgary 9
12/8/84, Kings 7 at Montreal 9
11/24/84, Kings 5 vs. Winnipeg 9
3/17/84, Kings 1 at Edmonton 9
2/28/84, Kings 1 at Calgary 9
1/16/84, Kings 3 at Minnesota 9
3/26/83, Kings 3 vs. Edmonton 9
11/7/81, Kings 4 vs. Toronto 9
10/25/81, Kings 4 at Winnipeg 9
1/27/80, Kings 1 at Buffalo 9
12/6/79, Kings 4 at Philadelphia 9
3/10/79, Kings 4 at Toronto 9
3/12/78, Kings 3 at Boston 9
10/8/75, Kings 0 at Montreal 9
1/14/71, Kings 5 at Boston 9
1/26/69, Kings 3 at Chicago 9
12/31/67, Kings 1 at Philadelphia 9

BEST MONTHS IN KINGS HISTORY

OCTOBER

PTS	RECORD	YEAR
19	9-3-1	1990
18	9-5-0	2013
18	8-4-2	2009
18	8-3-2	1999
17	7-3-3	1991
16	8-3-0	2010
16	8-4-0	2005
16	8-4-0	1975
16	6-1-4	1974

NOVEMBER

PTS	RECORD	YEAR
20	10-4-0	1988
19	9-3-1	1992
18	7-2-4	2013
18	9-3-0	1984
18	9-5-0	1980

DECEMBER

PTS	RECORD	YEAR
21	10-3-1	2015
19	9-4-1	2010
19	9-5-1	2005
19	8-4-3	1980
18	9-5-0	2013
18	7-4-4	2001
18	8-3-2	1974
17	8-5-1	2009
17	8-5-1	1988
17	8-4-1	1986

JANUARY

PTS	RECORD	YEAR
22	11-3-0	2002
20	10-4-0	2010
20	9-3-2	1975
18	5-2-7-1	2004
18	9-5-0	1991
17	7-5-3	1981
17	8-6-1	1976

FEBRUARY

PTS	RECORD	YEAR
22	10-2-2	1991
20	9-4-2	1992
19	8-2-3	2011
17	8-4-1	2000
17	7-3-3	1983
16	8-4-0	2014
16	8-4-0	2013
15	7-5-1	2016
14	6-5-2	2009
14	7-5-0	2003
14	7-6-0	1988

MARCH

PTS	RECORD	YEAR
22	11-4-0	2014
21	10-6-1	2013
21	10-4-1	2012
21	8-2-4-1	2001
21	9-2-3	1981
20	9-3-2	2011
20	9-2-2	1974
19	9-5-1	2016
19	8-4-3	1991
19	8-4-3	1977

BEST POINTS PCT./ONE MONTH*

PCT	RECORD	YEAR
.833	7-1-1	1980/OCT
.786	11-3-0	2002/JAN
.786	10-2-2	1991/FEB
.769	9-2-2	1974/MAR
.750	10-3-1	2015/DEC
.750	9-3-0	1984/NOV
.750	9-2-3	1981/MAR

*(Minimum 9 games)

MOST WINS/ONE MONTH

WINS	MONTH	YEAR
11	MAR	2014
11	JAN	2002
10	DEC	2015
10	MAR	2013
10	MAR	2012
10	JAN	2010
10	FEB	1991
10	NOV	1988

ALL-TIME RECORDS

KINGS WHO'VE SCORED GOALS IN THEIR REGULAR SEASON NHL DEBUT (18 PLAYERS ALL-TIME)

Jean Potvin (12/26/70); Greg Terrion (10/11/80); Jim Fox (10/11/80); Ulf Isaksson (10/6/82); Pierre Giroux (10/14/82); Bob LaForest (10/5/83); Luc Robitaille (10/9/86); John English (3/30/88); Jeff Shevalier (4/7/95); Vitali Yachmenev* (10/7/95); Pavel Rosa* (12/17/98); Jason Blake (4/18/99); Eric Belanger (10/6/2000); Petr Kanko (12/16/05); **Anze Kopitar*** (10/6/06); Matt Moulson (11/2/07); Brian Boyle (2/2/08); **Tanner Pearson** (11/14/13).

* - Scored two goals in Kings/NHL debut.

TEENAGERS WHO'VE PLAYED FOR THE KINGS

	PLAYER	DOB	FIRST NHL GAME	AGE DURING KINGS/ NHL DEBUT
1.	Aki Berg	7/28/1977	10/7/1995	18 yrs., 71 days
2.	Jimmy Carson	7/20/1968	10/9/1986	18 yrs., 81 days
3.	Brayden Schenn	8/22/1991	11/26/2009	18 yrs., 97 days
4.	Doug Smith	5/17/1963	10/7/1981	18 yrs., 143 days
5.	Olli Jokinen	12/5/1978	10/1/1997	18 yrs., 300 days
6.	**Drew Doughty**	12/8/1989	10/11/2008	18 yrs., 308 days
7.	**Dustin Brown**	11/4/1984	10/9/2003	18 yrs., 339 days
8.	Craig Duncanson	3/17/1967	4/2/1986	19 yrs., 16 days
9.	Craig Redmond	9/22/1965	10/11/1984	19 yrs., 19 days
10.	Jamie Storr	12/28/1975	1/22/1995	19 yrs., 25 days
11.	Brian Wilks	2/27/1966	3/29/1985	19 yrs., 30 days
12.	**Anze Kopitar**	8/24/1987	10/6/2006	19 yrs., 43 days
13.	Jonathan Bernier	8/7/1988	9/29/2007	19 yrs., 53 days
14.	Matt Johnson	11/23/1975	1/22/1995	19 yrs., 60 days
15.	Darryl Sydor	5/13/1972	10/6/1991	19 yrs., 146 days
16.	Andrei Loktionov	5/30/1990	11/25/2009	19 yrs., 180 days
17.	Larry Murphy	3/6/1961	10/11/1980	19 yrs., 219 days
18.	Oscar Moller	1/22/1989	10/11/2008	19 yrs., 262 days
19.	**Kyle Clifford**	1/13/1991	10/9/2010	19 yrs., 269 days
20.	Dean Kennedy	1/18/1963	10/14/1982	19 yrs., 269 days

KINGS ALL-TIME CAPTAINS

Name	Years	Name	Years
1. Bob Wall	1967-68 to 1968-69	9. Wayne Gretzky	1989-90 to 1991-92
2. Larry Cahan	1969-70	10. Luc Robitaille*	1992-93
3. Bob Pulford	1970-71 to 1972-73	11. Wayne Gretzky	1992-93 to 1995-96
4. Terry Harper	1973-74 to 1974-75	12. Rob Blake	1996-97 to 2000-01
5. Mike Murphy	1975-76 to 1980-81	13. Mattias Norstrom	2001-02 to 2006-07
6. Dave Lewis	1981-82 to 1982-83	14. Rob Blake	2007-08
7. Terry Ruskowski	1983-84 to 1984-85	15. **Dustin Brown**	2008-09 to 2015-16
8. Dave Taylor	1985-86 to 1988-89	16. **Anze Kopitar**	2016 to present

*Served as Captain for the first 39 games of the 1992-93 season as Gretzky was sidelined with an injury.

KINGS ALL-TIME OWNERS

Name	Years
Jack Kent Cooke	1966-79
Dr. Jerry Buss	1979-88
Bruce P. McNall	1988-94
Jeffrey P. Sudikoff and Joseph M. Cohen	1994-95
Philip F. Anschutz and Edward P. Roski	1995 to present

KINGS ALL-TIME GENERAL MANAGERS

		Regular Season				Postseason	
Name	Dates	Games	W-L-OT	PTS	PCT	Games	W-L
Larry Regan	May 17, 1967 through Dec. 17, 1973.	489	154-268-67	375	.383	18	7-11
Jake Milford	Dec. 17, 1973 through May 26, 1977.	289	138-98-53	329	.569	26	11-15
George Maguire	May 28, 1977 through Jan. 30, 1984.	532	204-237-91	499	.469	22	6-16
Rogie Vachon	Jan. 30, 1984 through June 25, 1992.	668	283-306-79	645	.483	52	18-34
Nick Beverley	June 25, 1992 through May 18, 1994.	168	66-80-22	154	.458	24	13-11
Sam McMaster	May 24, 1994 through April 22, 1997.	212	68-106-38	174	.410	—	—
Dave Taylor	April 22, 1997 through April 18, 2006.	656	290-261-105	685	.522	28	10-18
Dean Lombardi	April 21, 2006 through April 10, 2017.	868	425-339-104	954	.550	81	46-35
Rob Blake	April 10, 2017 to present.	—	—	—	—	—	—

KINGS OPENING NIGHT HISTORY

Season Openers (20-20-9)				Home Openers (23-18-8)			
Year	Opponent	Result	Attn.	Year	Opponent	Result	Attn.
1967-68	Philadelphia	4-2 W	7,023	1967-68	Philadelphia	4-2 W	7,023
1968-69	at St. Louis	6-0 L	14,674	1968-69	Boston	2-1 W	10,280
1969-70	at Montreal	5-1 L	16,454	1969-70	Oakland	5-0 W	10,018
1970-71	at Vancouver	3-1 W	15,062	1970-71	Boston	8-5 L	11,584
1971-72	at California	4-4 T	5,994	1971-72	Pittsburgh	4-1 L	7,828
1972-73	at Pittsburgh	4-2 L	11,105	1972-73	Philadelphia	4-3 L	7,554
1973-74	Chicago	3-0 L	14,473	1973-74	Chicago	3-0 L	14,473
1974-75	at Philadelphia	5-3 W	17,007	1974-75	Kansas City	3-0 W	14,384
1975-76	at Montreal	9-0 L	15,221	1975-76	Washington	4-3 W	10,092
1976-77	at Cleveland	2-2 T	8,899	1976-77	Washington	7-1 W	12,859
1977-78	Cleveland	2-0 W	11,643	1977-78	Cleveland	2-0 W	11,643
1978-79	Washington	4-2 L	8,318	1978-79	Washington	4-2 L	8,318
1979-80	Detroit	4-4 T	9,211	1979-80	Detroit	4-4 T	9,211
1980-81	Detroit	8-1 W	11,210	1980-81	Detroit	8-1 W	11,210
1981-82	NY Islanders	4-1 L	9,744	1981-82	NY Islanders	4-1 L	9,744
1982-83	Vancouver	3-3 T	9,440	1982-83	Vancouver	3-3 T	9,440
1983-84	Minnesota	3-3 T	8,852	1983-84	Minnesota	3-3 T	8,852
1984-85	Edmonton	2-2 T	11,261	1984-85	Edmonton	2-2 T	11,261
1985-86	Vancouver	6-5 L	8,813	1985-86	Vancouver	6-5 L	8,813
1986-87	St. Louis	4-3 L	8,403	1986-87	St. Louis	4-3 L	8,403
1987-88	NY Islanders	4-1 L	10,748	1987-88	NY Islanders	4-1 L	10,748
1988-89	Detroit	8-2 W	16,005	1988-89	Detroit	8-2 W	16,005
1989-90	Toronto	4-2 W	15,598	1989-90	Toronto	4-2 W	15,598
1990-91	NY Islanders	4-1 W	16,005	1990-91	NY Islanders	4-1 W	16,005
1991-92	at Winnipeg	6-3 W	14,558	1991-92	Edmonton	6-3 W	16,005
1992-93	at Calgary	5-4 W (OT)	19,461	1992-93	Detroit	5-3 L	16,005
1993-94	Vancouver	5-2 L	16,005	1993-94	Vancouver	5-2 L	16,005
1994-95	Toronto	3-3 T	16,005	1994-95	Toronto	3-3 T	16,005
1995-96	Colorado	4-2 W	16,005	1995-96	Colorado	4-2 W	16,005
1996-97	NY Islanders	1-0 W	15,757	1996-97	NY Islanders	1-0 W	15,757
1997-98	at Pittsburgh	3-3 T	14,879	1997-98	Ottawa	7-4 W	16,005
1998-99	at Edmonton	2-1 W	17,100	1998-99	Boston	2-1 W (OT)	16,005
1999-00	at Nashville	2-0 W	17,113	1999-00	Boston	2-2 T	18,118
2000-01	at Washington	4-1 W	18,082	2000-01	St. Louis	4-4 T	18,118
2001-02	Phoenix	2-2 T	18,210	2001-02	Phoenix	2-2 T	18,210
2002-03	Phoenix	4-1 W	18,260	2002-03	Phoenix	4-1 W	18,260
2003-04	at Detroit	3-2 L	20,066	2003-04	Ottawa	4-3 W	18,180
2004-05	DNP - Lockout			2004-05	DNP - Lockout		
2005-06	at Dallas	5-4 L	18,532	2005-06	Phoenix	3-2 W	18,118
2006-07	at Anaheim	4-3 L	17,174	2006-07	St. Louis	4-1 W	18,118
2007-08	Anaheim*	4-1 W	17,551	2007-08	Anaheim*	4-1 W	17,551
2008-09	at San Jose	3-1 L	17,496	2008-09	San Jose	1-0 L	18,118
2009-10	Phoenix	6-3 L	18,118	2009-10	Phoenix	6-3 L	18,118
2010-11	at Vancouver	2-1 W (SO)	18,860	2010-11	Atlanta	3-1 W	18,118
2011-12	NY Rangers**	3-2 W (OT)	13,800	2011-12	NY Rangers**	3-2 W (OT)	13,800
2012-13	Chicago	5-2 L	18,545	2012-13	Chicago	5-2 L	18,545
2013-14	at Minnesota	3-2 W (SO)	18,511	2013-14	NY Rangers	3-1 L	18,118
2014-15	San Jose	4-0 L	18,514	2014-15	San Jose	4-0 L	18,514
2015-16	San Jose	5-1 L	18,230	2015-16	San Jose	5-1 L	18,230
2016-17	at San Jose	2-1 L	17,562	2016-17	Philadelphia	4-2 L	18,453

* Game played at the O2 Arena in London on September 29, 2007.
** Game played at the Ericsson Globe Arena in Stockholm on October 7, 2011.
Notes: The Forum Opener was December 30, 1967. Philadelphia beat the Kings, 2-0, before 14,366.
The STAPLES Center Opener was October 20, 1999. The Kings tied Boston 2-2, before 18,118.

KINGS NHL AWARD WINNERS

HART MEMORIAL TROPHY

WINNER	YEAR
Wayne Gretzky	1989

ART ROSS TROPHY

WINNER	YEAR
Wayne Gretzky	1994
Wayne Gretzky	1991
Wayne Gretzky	1990
Marcel Dionne	1980

CALDER MEMORIAL TROPHY

WINNER	YEAR
Luc Robitaille	1987

JAMES NORRIS MEMORIAL TROPHY

WINNER	YEAR
Drew Doughty	2016
Rob Blake	1998

LADY BYNG MEMORIAL TROPHY

WINNER	YEAR
Anze Kopitar	2016
Wayne Gretzky	1994
Wayne Gretzky	1992
Wayne Gretzky	1991
Butch Goring	1978
Marcel Dionne	1977

FRANK J. SELKE TROPHY

WINNER	YEAR
Anze Kopitar	2016

WILLIAM M. JENNINGS TROPHY

WINNER	YEAR
Jonathan Quick	2014

JACK ADAMS AWARD

WINNER	YEAR
Bob Pulford	1975

BILL MASTERTON MEMORIAL TROPHY

WINNER	YEAR
Dave Taylor	1991
Bob Bourne	1988
Butch Goring	1978

LESTER PATRICK TROPHY

WINNER	YEAR
Wayne Gretzky	1994
Bruce McNall	1993

CONN SMYTHE TROPHY

WINNER	YEAR
Justin Williams	2014
Jonathan Quick	2012

KING CLANCY MEMORIAL TROPHY

WINNER	YEAR
Dave Taylor	1991

TED LINDSAY AWARD

WINNER	YEAR
Marcel Dionne	1980
Marcel Dionne	1979

MARK MESSIER LEADERSHIP AWARD

WINNER	YEAR
Dustin Brown	2014

NHL FOUNDATION PLAYER AWARD

WINNER	YEAR
Dustin Brown	2011

KINGS FIRST TEAM NHL ALL-STARS

NAME	YEAR
Drew Doughty	2015-16
Rob Blake	1997-98
Luc Robitaille	1992-93
Wayne Gretzky	1990-91
Luc Robitaille	1990-91
Luc Robitaille	1989-90
Luc Robitaille	1988-89
Luc Robitaille	1987-88
Charlie Simmer	1980-81
Marcel Dionne	1979-80
Charlie Simmer	1979-80
Marcel Dionne	1976-77

KINGS SECOND TEAM NHL ALL-STARS

NAME	YEAR
Drew Doughty	2014-15
Jonathan Quick	2011-12
Drew Doughty	2009-10
Luc Robitaille	2000-01
Rob Blake	1999-00
Wayne Gretzky	1993-94
Luc Robitaille	1991-92
Wayne Gretzky	1989-90
Wayne Gretzky	1988-89
Luc Robitaille	1986-87
Marcel Dionne	1980-81
Mario Lessard	1980-81
Dave Taylor	1980-81
Marcel Dionne	1978-79
Rogie Vachon	1976-77
Rogie Vachon	1974-75

KINGS NHL ALL-ROOKIE SELECTIONS

NAME	YEAR
Drew Doughty	2008-09
Lubomir Visnovsky	2000-01
Jamie Storr	1998-99
Jamie Storr	1997-98
Rob Blake	1990-91
Jimmy Carson	1986-87
Steve Duchesne	1986-87
Luc Robitaille	1986-87

KINGS IN THE NHL ALL-STAR GAME

Year	Venue	Representative(s)
1968	Toronto	Joyal[1], Sawchuk
1969	Montreal	White
1970	St. Louis	White
1971	Boston	Flett
1972	Minnesota	Lonsberry
1973	New York Rangers	Berry, Harper, Marotte, Vachon
1974	Chicago	Berry
1975	Montreal	Harper, Murdoch, Vachon
1976	Philadelphia	Dionne
1977	Vancouver	Dionne
1978	Buffalo	Dionne, Vachon
1979	Challenge Cup*	Dionne
1980	Detroit	Dionne, Goring[2], Murphy[3]
1981	**Los Angeles**	Dionne, Lessard, Simmer, Taylor
1982	Washington	Taylor
1983	New York Islanders	Dionne
1984	New Jersey	Nicholls[4], Simmer[5]
1985	Calgary	Dionne
1986	Hartford	Taylor
1987	Rendez-Vous '87**	
1988	St. Louis	Robitaille
1989	Edmonton	Duchesne, Gretzky[#], Nicholls, Robitaille
1990	Pittsburgh	Duchesne, Gretzky, Nicholls, Robitaille
1991	Chicago	Gretzky, Robitaille, Sandstrom
1992	Philadelphia	Gretzky, Robinson, Robitaille
1993	Montreal	Gretzky, Kurri, Robitaille
1994	New York Rangers	Blake, Gretzky, Taylor
1995	No Game Played - Lockout	
1996	Boston	Gretzky
1997	San Jose	Khristich[6]
1998	Vancouver	
1999	Tampa Bay	Blake, Norstrom, Robitaille
2000	Toronto	Blake
2001	Colorado	Blake, Palffy, Robitaille
2002	**Los Angeles**	Modry, Palffy
2003	Florida	Schneider
2004	Minnesota	Norstrom[7]
2005	No Game Played - Lockout	
2006	No Game Played - Olympics	
2007	Dallas	Visnovsky
2008	Atlanta	**Kopitar**
2009	Montreal	**Brown**
2010	No Game Played - Olympics	
2011	Raleigh	**Kopitar**
2012	Ottawa	**Quick**
2013	No Game Played - Lockout	
2014	No Game Played - Olympics	
2015	Columbus	**Doughty, Kopitar**
2016	Nashville	**Doughty, Quick**
2017	**Los Angeles**	**Carter, Doughty**

* In 1979, the Challenge Cup - a series between the Soviet Union and Team NHL - replaced the All-Star Game.

** In 1987, Rendez-Vous '87 - two games between the Soviet Union and Team NHL - replaced the All-Star Game.

Named the All-Star Game MVP.

1 Selected for the game but did not play.

2 Replaced an injured Charlie Simmer.

3 Replaced injured Dave Taylor.

4 Replaced injured Marcel Dionne.

5 Replaced injured Jari Kurri.

6 Replaced injured Rob Blake.

7 Replaced injured Ziggy Palffy.

ALL-TIME RECORDS

NHL ALL-STAR NOTES

2017 Notes:

- Los Angeles and STAPLES Center served as hosts for the 2017 NHL All-Star Weekend (January 28-29, 2017).
- This was the city's third time as a host city and first time since 2002.
- The Kings also hosted the 2002 event at STAPLES Center and the 1981 event at the Great Western Forum.
- For **Drew Doughty**, 2017 marked both his third career All-Star appearance and his third straight All-Star appearance (all with the Kings).
- For **Jeff Carter**, his 2017 All-Star appearance was his first as a King and second overall (2009 with Philadelphia).
- Doughty and Carter, representing the Pacific Division, lost to the Metropolitan Division by a score of 4-3 in the Final after beating the Central Division 10-3 in the opening round of inter-divisional play.

2016 Notes:

- **Drew Doughty** and **Jonathan Quick** represented the Pacific Divison in 2016 - as did Kings head coach **Darryl Sutter** - as a new 3-on-3 tournament to determine a winner was introduced for the All-Star Game.
- The new format divided the All-Star Game into three 20-minute games, with star players from each division making up the four All-Star teams: Pacific, Central, Atlantic, and Metropolitan.
- The players faced off in a winner-take-all $1 million inter-division tournament, with the Pacific Division beating the Atlantic Division 1-0 in the Final.

2015 Notes:

- **Drew Doughty** and **Anze Kopitar** both played for Team Foligno in 2015, and that team was coached by Kings head coach **Darryl Sutter**.
- The 2015 All-Star Game featured a draft format where first captains were selected for each team (Team Foligno and Team Toews), and then those captains drafted their respective teams from the remaining All-Stars.
- Team Toews beat Team Foligno 17-12 to win the 2015 All-Star Game.

KINGS IN THE NHL YOUNGSTARS GAME

Year	Venue	Representative(s)
2002	Los Angeles	
2003	Florida	Frolov
2004	Minnesota	
2005	No Game Played - Lockout	
2006	No Game Played - Olympics	
2007	Dallas	**Kopitar**
2008	Atlanta	Johnson
2009	Montreal	**Doughty**, Ersberg1
2010	No Game Played - Olympics	

1 Selected for the game but did not play because of an injury.

Notes: The NHL eliminated the YoungStars Game in 2011 choosing instead to have rookies participate in the Super Skills Competition.

Tanner Pearson was selected to participate in the 2015 All-Star Skills Competition but missed it because of injury.

KINGS ANNUAL TEAM AWARD WINNERS

MOST VALUABLE PLAYER "BILL LIBBY MEMORIAL AWARD"

The Bill Libby Memorial Award is named after former Los Angeles sportswriter Bill Libby, who passed away on June 18, 1984. The media annually determines which player was the team's Most Valuable Player at the conclusion of each season.

1967-68	Eddie Joyal
1968-69	Gerry Desjardins
1969-70	Ross Lonsberry
1970-71	Juha Widing
1971-72	Gilles Marotte
1972-73	Rogie Vachon
1973-74	Rogie Vachon (2)
1974-75	Rogie Vachon (3)
1975-76	Marcel Dionne
1976-77	Marcel Dionne (2)
1977-78	Butch Goring
1978-79	Marcel Dionne (3)
1979-80	Marcel Dionne (4)
1980-81	Mario Lessard
1981-82	Marcel Dionne (5) Dave Taylor
1982-83	Marcel Dionne (6)
1983-84	Charlie Simmer
1984-85	Marcel Dionne (7)
1985-86	Marcel Dionne (8)
1986-87	Roland Melanson
1987-88	Jimmy Carson
1988-89	Wayne Gretzky
1989-90	Wayne Gretzky (2)
1990-91	Wayne Gretzky (3)
1991-92	Kelly Hrudey
1992-93	Luc Robitaille
1993-94	Wayne Gretzky (4)
1994-95	Kelly Hrudey (2)
1995-96	Dimitri Khristich
1996-97	Dimitri Khristich (2)
1997-98	Rob Blake
1998-99	Luc Robitaille (2)
1999-00	Rob Blake (2)
2000-01	Luc Robitaille (3)
2001-02	Jason Allison
2002-03	Ziggy Palffy
2003-04	Luc Robitaille (4)
2004-05	DNP – Lockout
2005-06	Lubomir Visnovsky
2006-07	**Michael Cammalleri**
2007-08	**Anze Kopitar**
2008-09	**Dustin Brown**
2009-10	**Anze Kopitar (2)**
2010-11	**Anze Kopitar (3)**
2011-12	**Jonathan Quick**
2012-13	**Jeff Carter**
2013-14	**Anze Kopitar (4)**
2014-15	**Drew Doughty**
2015-16	**Anze Kopitar (5)**
2016-17	**Jeff Carter (2)**

OUTSTANDING DEFENSEMAN

The media also votes on whom they feel to be the Kings Most Outstanding Defenseman over the course of each season.

1976-77	Gary Sargent
1977-78	Randy Manery
1978-79	Randy Manery (2)
1979-80	Doug Halward
1980-81	Dave Lewis
1981-82	Larry Murphy
1982-83	Jay Wells
1983-84	Jay Wells (2)
1984-85	Mark Hardy
1985-86	Jay Wells (3)
1986-87	Mark Hardy (2)
1987-88	Tom Laidlaw
1988-89	Steve Duchesne
1989-90	Tim Watters
1990-91	Rob Blake
1991-92	Rob Blake (2)
1992-93	Rob Blake (3)
1993-94	Rob Blake (4)
1994-95	Darryl Sydor
1995-96	Steven Finn
1996-97	Mattias Norstrom
1997-98	Rob Blake (5)
1998-99	Mattias Norstrom (2)
1999-00	Rob Blake (6)
2000-01	Mattias Norstrom (3)
2001-02	Aaron Miller
2002-03	Mattias Norstrom (4)
2003-04	Lubomir Visnovsky
2004-05	DNP – Lockout
2005-06	Lubomir Visnovsky (2)
2006-07	Lubomir Visnovsky (3)
2007-08	Jack Johnson
2008-09	**Drew Doughty**
2009-10	**Drew Doughty (2)**
2010-11	**Drew Doughty (3)**
2011-12	Willie Mitchell
2012-13	**Drew Doughty (4)**
2013-14	**Drew Doughty (5)**
2014-15	**Drew Doughty (6)**
2015-16	**Drew Doughty (7)**
2016-17	**Drew Doughty (8)**

DEFENSIVE PLAYER

The Best Defensive Player Award is given out to any player (forward, defenseman or goaltender) whom the media feels exhibits the best prowess on the defensive end of the ice.

1988-89	Tom Laidlaw
1989-90	Steve Kasper
1990-91	Steve Kasper (2)
1991-92	John McIntyre
1992-93	Jari Kurri
1993-94	Jari Kurri (2)
1994-95	Pat Conacher
1995-96	Kevin Todd
1996-97	Ian Laperriere
1997-98	Ian Laperriere (2)
1998-99	Ian Laperriere (3)
1999-00	Mattias Norstrom
2000-01	Mattias Norstrom (2)
2001-02	Aaron Miller
2002-03	Mattias Norstrom (3)
2003-04	Mattias Norstrom (4)
2004-05	DNP – Lockout
2005-06	Mattias Norstrom (5)
2006-07	Derek Armstrong
2007-08	Patrick O'Sullivan
2008-09	Michal Handzus
2009-10	Michal Handzus (2)
2010-11	**Anze Kopitar**
2011-12	Jonathan Quick
2012-13	**Anze Kopitar (2)**
2013-14	**Anze Kopitar (3)**
2014-15	**Anze Kopitar (4)**
2015-16	**Drew Doughty** **Jonathan Quick (2)**
2016-17	**Drew Doughty (2)**

MOST POPULAR PLAYER

The Most Popular Player Award is determined annually by the Kings Booster Club.

1968-69	Eddie Joyal
1969-70	Eddie Joyal (2)
1970-71	Gilles Marotte
1971-72	Ralph Backstrom
1972-73	Butch Goring
1973-74	Dan Maloney
1974-75	Butch Goring (2)
1975-76	Butch Goring (3)
1976-77	Rogie Vachon
1977-78	Butch Goring (4)
1978-79	Marcel Dionne
1979-80	Marcel Dionne (2)
1980-81	Charlie Simmer
1981-82	Dave Taylor
1982-83	No vote
1983-84	Bernie Nicholls
1984-85	Marcel Dionne (3)
1985-86	Marcel Dionne (4)
1986-87	Jimmy Carson
1987-88	Luc Robitaille

KINGS ANNUAL TEAM AWARD WINNERS

MOST POPULAR PLAYER (CONT'D.)

1988-89 Wayne Gretzky
1989-90 Marty McSorley
1990-91 Marty McSorley (2)
1991-92 Luc Robitaille (2)
1992-93 Marty McSorley (3)
1993-94 Wayne Gretzky (2)
1994-95 Kelly Hrudey
1995-96 Eric Lacroix
1996-97 Dan Bylsma
Ian Laperriere
1997-98 Rob Blake
1998-99 Luc Robitaille (3)
1999-00 Ian Laperriere (2)
2000-01 Ian Laperriere (3)
2001-02 Adam Deadmarsh
2002-03 Ian Laperriere (4)
2003-04 Alexander Frolov
2004-05 DNP – Lockout
2005-06 Luc Robitaille (4)
2006-07 **Anze Kopitar**
2007-08 **Dustin Brown**
2008-09 **Dustin Brown (2)**
2009-10 **Dustin Brown (3)**
2010-11 **Anze Kopitar (2)**
2011-12 **Jonathan Quick**
2012-13 **Dustin Brown (4)**
2013-14 **Drew Doughty**
2014-15 **Jonathan Quick (2)**
2015-16 **Jonathan Quick (3)**
2016-17 **Jeff Carter**

MOST INSPIRATIONAL PLAYER "ACE BAILEY MEMORIAL AWARD"

The Ace Bailey Memorial Award is given out to the Kings Most Inspirational Player and is named after the late Garnet "Ace" Bailey, who spent seven years as the Kings Director of Pro Scouting before passing tragically on Sept. 11, 2001, aboard United Airlines Flight 175 with fellow Kings scout Mark Bavis. The award was first given out following the 1972-73 season and was dedicated to Ace Bailey in 2002. The players vote for the winner of this award.

1972-73 Rogie Vachon
1973-74 Terry Harper
1974-75 Bob Nevin
1975-76 Bob Nevin (2)
1976-77 Butch Goring
1977-78 Butch Goring (2)
1978-79 Dave Taylor
1979-80 Charlie Simmer
1980-81 Dave Taylor (2)
1981-82 Dave Taylor (3)
1982-83 Terry Ruskowski
1983-84 Anders Hakansson
1984-85 Dave Taylor (4)
1985-86 Dave Williams
1986-87 Dave Williams (2)
1987-88 Dave Taylor (5)
1988-89 John Tonelli
1989-90 John Tonelli (2)
1990-91 Larry Robinson
1991-92 Tony Granato
1992-93 Dave Taylor (6)
1993-94 Pat Conacher
1994-95 Kelly Hrudey
1995-96 Tony Granato (2)
1996-97 Ian Laperriere
1997-98 Rob Blake
1998-99 Mattias Norstrom
1999-00 Garry Galley
2000-01 Ian Laperriere (2)
2001-02 Ziggy Palffy
2002-03 Ian Laperriere (3)
2003-04 Luc Robitaille
2004-05 DNP – Lockout
2005-06 Mattias Norstrom (2)
2006-07 Tom Kostopoulos
2007-08 **Dustin Brown**
2008-09 Sean O'Donnell
2009-10 Matt Greene
2010-11 Matt Greene (2)
2011-12 **Jonathan Quick**
2012-13 Matt Greene (3)
2013-14 Matt Greene (4)
2014-15 Matt Greene (5)
2015-16 Vincent Lecavalier
2016-17 Matt Greene (6)

BEST NEWCOMER "MARK BAVIS MEMORIAL AWARD"

This award is voted on by the media and given to the member of the organization that makes the greatest impact as a newcomer. The first winner of the award was former Kings owner Bruce McNall, who is the only non-player to ever win the award. In 2002, the award was named after the late Mark Bavis, a first-year Kings scout who passed away tragically aboard United Airlines Flight 175 from Boston's Logan Airport on Sept. 11, 2001.

1988-89 Bruce McNall
1989-90 Todd Elik
1990-91 Daniel Berthiaume
1991-92 Corey Millen
1992-93 Darryl Sydor
Alexei Zhitnik
1993-94 Robert Lang
1994-95 Rick Tocchet
1995-96 Vitali Yachmenev
1996-97 Stephane Fiset
1997-98 Jozef Stumpel
1998-99 Donald Audette
1999-00 Ziggy Palffy
2000-01 Lubomir Visnovsky
2001-02 Jason Allison
2002-03 Alexander Frolov
2003-04 Trent Klatt
2004-05 DNP – Lockout
2005-06 Pavol Demitra
2006-07 **Anze Kopitar**
2007-08 Jack Johnson
2008-09 **Drew Doughty**
2009-10 Ryan Smyth
2010-11 Willie Mitchell
2011-12 **Jeff Carter**
2012-13 **Jake Muzzin**
2013-14 Martin Jones
2014-15 Brayden McNabb
2015-16 Milan Lucic
2016-17 **Derek Forbort**

LEADING SCORER

This award is given annually to the team leader in points scored.

1967-68 Eddie Joyal (23-34=57)
1968-69 Eddie Joyal (2) (33-19=52)
1969-70 Ross Lonsberry (20-22=42)
1970-71 Juha Widing (25-40=65)
1971-72 Juha Widing (2) (27-28=55)
1972-73 Juha Widing (3) (16-54=70)
1973-74 Butch Goring (28-33=61)
1974-75 Bob Nevin (31-41=72)
1975-76 Marcel Dionne (40-54=94)
1976-77 Marcel Dionne (2) (53-69=122)
1977-78 Marcel Dionne (3) (36-43=79)
1978-79 Marcel Dionne (4) (59-71=130)
1979-80 Marcel Dionne (5) (53-84=137)
1980-81 Marcel Dionne (6) (58-77=135)
1981-82 Marcel Dionne (7) (50-67=117)
1982-83 Marcel Dionne (8) (56-51=107)
1983-84 Bernie Nicholls (41-54=95)
1984-85 Marcel Dionne (9) (46-80=126)
1985-86 Bernie Nicholls (2) (36-61=97)
1986-87 Luc Robitaille (45-39=84)
1987-88 Luc Robitaille (2) (53-58=111)
1988-89 Wayne Gretzky (54-114=168)
1989-90 Wayne Gretzky (2) (40-102=142)

KINGS ANNUAL TEAM AWARD WINNERS

LEADING SCORER (CONT'D)

1990-91 Wayne Gretzky (3) (41-122=163)
1991-92 Wayne Gretzky (4) (31-90=121)
1992-93 Luc Robitaille (3) (63-62=125)
1993-94 Wayne Gretzky (5) (38-92=130)
1994-95 Wayne Gretzky (6) (11-37=48)
1995-96 Dimitri Khristich (27-37=64)

Note: *: In 1995-96, Wayne Gretzky led the team with 81 points (15-66=81), but was traded to the St. Louis Blues after 62 games.*

1996-97 Dimitri Khristich (2) (19-37=56)
1997-98 Jozef Stumpel (21-58=79)
1998-99 Luc Robitaille (4) (39-35=74)
1999-00 Luc Robitaille (5) (36-38=74)
2000-01 Ziggy Palffy (38-51=89)
2001-02 Jason Allison (19-55=74)
2002-03 Ziggy Palffy (2) (37-48=85)
2003-04 Luc Robitaille (6) (22-29=51)
2004-05 DNP – Lockout
2005-06 Lubomir Visnovsky (17-50=67)
2006-07 **Michael Cammalleri** (34-46=80)
2007-08 **Anze Kopitar** (32-45=77)
2008-09 **Anze Kopitar (2)** (27-39=66)
2009-10 **Anze Kopitar (3)** (34-47=81)
2010-11 **Anze Kopitar (4)** (25-48=73)
2011-12 **Anze Kopitar (5)** (25-51=76)
2012-13 **Anze Kopitar (6)** (10-32=42)
2013-14 **Anze Kopitar (7)** (29-41=70)
2014-15 **Anze Kopitar (8)** (16-48=64)
2015-16 **Anze Kopitar (9)** (25-49=74)
2016-17 **Jeff Carter** (32-34=66)

UNSUNG HERO

This award is determined by the players and awarded to the player that contributed the most to the team yet did not get the proper recognition for his contributions.

1968-69 Brent Hughes
1969-70 Jimmy Peters
1970-71 Paul Curtis
1971-72 Norm Mackie (trainer)
1972-73 Larry Brown
1973-74 Frank St. Marseille
1974-75 Gary Edwards
1975-76 Neil Komadoski
1976-77 Mike Murphy
1977-78 Pete Stemkowski
1978-79 Rob Palmer
1979-80 Mike Murphy (2)
1980-81 Larry Murphy
1981-82 John Paul Kelly
1982-83 John Paul Kelly (2)
1983-84 Anders Hakansson
1984-85 Phil Sykes
1985-86 Bryan Erickson
Phil Sykes (2)
1986-87 Roland Melanson
1987-88 Tom Laidlaw
1988-89 Tim Watters
1989-90 Dave Taylor
1990-91 Dave Taylor (2)
1991-92 Charlie Huddy
1992-93 Pat Conacher
1993-94 Kelly Hrudey
1994-95 Pat Conacher (2)
1995-96 Steven Finn
1996-97 Byron Dafoe
1997-98 Mattias Norstrom
1998-99 Mattias Norstrom (2)
1999-00 Mattias Norstrom (3)
2000-01 Jaroslav Modry
2001-02 Aaron Miller
2002-03 Derek Armstrong
2003-04 Trent Klatt
2004-05 DNP – Lockout
2005-06 Craig Conroy
2006-07 Tom Kostopoulos
2007-08 Jeff Giuliano
2008-09 Michal Handzus
2009-10 Michal Handzus (2)
2010-11 Matt Greene
2011-12 **Trevor Lewis**
Rob Scuderi
2012-13 **Trevor Lewis (2)**
2013-14 **Trevor Lewis (3)**
2014-15 **Trevor Lewis (4)**
Tyler Toffoli
2015-16 **Trevor Lewis (5)**
2016-17 **Trevor Lewis (6)**

JIM FOX COMMUNITY SERVICE

The Jim Fox Community Service Award is determined by the Kings Care Foundation and given annually to the player that best exemplifies strong community outreach by actively working with local youth organizations and community groups to increase awareness and raise funds to support the Kings community signature initiatives – education, health-related causes and recreation.

1988-89 Jim Fox
1989-90 Dave Taylor
1990-91 Dave Taylor (2)
1991-92 Luc Robitaille
1992-93 Tony Granato
Marty McSorley
Luc Robitaille (2)
Dave Taylor (3)
1993-94 Dave Taylor (4)
1994-95 Tony Granato (2)
1995-96 Rob Blake
Eric Lacroix
1996-97 Dan Bylsma
Byron Dafoe
1997-98 Luc Robitaille (3)
1998-99 Rob Blake (2)
Sean O'Donnell
1999-00 Rob Blake (3)
2000-01 Kelly Buchberger
Stu Grimson
2001-02 Jamie Storr
2002-03 Craig Johnson
Jamie Storr (2)
2003-04 Ian Laperriere
2004-05 DNP – Lockout
2005-06 Jeremy Roenick
2006-07 Derek Armstrong
2007-08 Derek Armstrong (2)
2008-09 **Dustin Brown**
2009-10 **Dustin Brown (2)**
2010-11 **Dustin Brown (3)**
2011-12 Jonathan Bernier
2012-13 **Jonathan Quick**
2013-14 **Jonathan Quick (2)**
2014-15 **Tyler Toffoli**
2015-16 **Tyler Toffoli (2)**
2016-17 **Alec Martinez**

DARYL EVANS YOUTH HOCKEY SERVICE

The winner of the Daryl Evans Youth Hockey Service Award is selected by the Kings Hockey Development Department and given annually to the player that is determined to continue the club's efforts in growing the game of hockey in our area.

2014-15 Jarret Stoll
2015-16 **Kyle Clifford**
2016-17 **Tyler Toffoli**

ALL-TIME RECORDS

KINGS ALL-TIME ROSTER

	PLAYER	POS	YEARS	UNI #
	A			
1	Abgrall, Dennis	RW	1975-76	21
2	Ahola, Peter	D	1991-93	26
3	Allison, Jason	C	2001-04	41
4	Allison, Mike	C	1987-90	10
5	Amadio, Dave	D	1967-69	5, 3
6	Anderson, Jim	LW	1967-68	22
7	Anderson, Ron	RW	1968-69	20
8	Anderson, Russ	D	1983-85	4
9	**Andreoff, Andy**	LW	2014-17	15
10	Apps Jr., Syl	C	1977-80	14
11	Armstrong, Derek	C	2002-09	32, 7
12	Aubin, Jean-Sebastien	G	2007-08	37
13	Audette, Donald	RW	1998-00	34, 10
14	Aulin, Jared	C	2002-03	31
15	Avery, Sean	LW	2002-07	19
	B			
16	Babych, Dave	D	1998-99	44
17	Bach, Ryan	G	1998-99	31
18	Backstrom, Ralph	C	1970-73	9
19	Barnes, Blair	RW	1982-83	14
20	Barney, Scott	RW	2002-04	62
21	Baron, Marco	G	1983-84	31
22	Barrett, Fred	D	1983-84	28
23	Barrie, Doug	D	1971-72	3
24	Barrie, Len	C	1999-00	19
25	Batyrshin, Ruslan	D	1995-96	45
26	Baumgartner, Ken	LW	1987-90	22
27	Beck, Barry	D	1989-90	21
28	Bednar, Jaroslav	LW	2001-03	7, 27
29	Bekar, Derek	RW	2002-03	58
30	Belanger, Eric	C	2000-06	25
31	Belanger, Ken	LW	2001-06	12, 77
32	Benning, Brian	D	1989-92	2
33	Berg, Aki	D	1995-98; 1999-01	5
34	Bergeron, J.C.	G	1996-97	32
35	Bernier, Jonathan	G	2007-08; 2009-13	45
36	Bernier, Serge	RW	1971-73	21
37	Berry, Bob	LW	1970-77	18
38	Berthiaume, Daniel	G	1990-92	36
39	Beverley, Nick	D	1978-79	23
40	Bishop, Ben	G	2016-17	31
41	Bjugstad, Scott	LW	1989-92	8
42	Blake, Jason	C	1998-01	11
43	Blake, Mike	G	1981-84	29, 30, 31
44	Blake, Rob	D	1989-01; 2006-08	4
45	Blight, Rick	RW	1982-83	21
46	Blomsten, Arto	D	1994-96	35
47	Bodger, Doug	D	1998-99	8
48	Bonar, Dan	C	1980-83	8, 44
49	Boucher, Philippe	D	1994-02	26, 28, 43
50	Bourne, Bob	C	1986-88	14
51	Boyle, Brian	C	2007-09	22
52	Bozek, Steve	LW	1981-83	26
53	Breault, Frank	RW	1990-93	24
54	Brennan, Dan	LW	1983-84; 1985-86	25
55	Brennan, Kip	LW	2001-04	37
56	Brennan, Rich	D	2000-01	26
57	**Brodzinski, Jonny**	RW	2016-17	76
58	Broten, Neal	C	1996-97	10
59	**Brown, Dustin**	RW	2003-17	23
60	Brown, Jim	D	1982-83	2
61	Brown, Kevin	RW	1994-96	8, 7
62	Brown, Larry	D	1972-78	3
63	Brown, Rob	RW	1994-95	9
64	Brust, Barry	G	2006-07	32
65	Buchberger, Kelly	LW	1999-02	9
66	Budaj, Peter	G	2015-17	31
67	Burke, Sean	G	2006-07	1
68	Burridge, Randy	LW	1994-95	44
69	Buskas, Rod	D	1990-92	77
70	Byers, Mike	RW	1970-72	24, 12
71	Bylsma, Dan	LW	1995-00	42
	C			
72	Cahan, Larry	D	1968-71	14, 3
73	Calder, Kyle	LW	2007-09	19
74	**Cammalleri, Michael**	LW	2002-08	13
75	Campbell, Andrew	D	2013-14	81
76	Campbell, Bryan	C	1967-70	12, 7, 11, 22
77	**Campbell, Jack**	G	2016-17	1
78	Carcillo, Daniel	LW	2013-14	17
79	Carlin, Brian	LW	1971-72	12
80	Carlson, Steve	C	1979-80	10
81	Caron, Jacques	G	1967-69	30, 1
82	Carpenter, Bob	C	1986-89	21, 11
83	Carr, Gene	C	1973-78	12
84	Carriere, Larry	D	1977-78	25
85	Carson, Jimmy	C	1986-88; 1992-94	17, 12
86	Carter, Anson	RW	2003-04	11
87	**Carter, Jeff**	C	2011-17	77
88	Cechmanek, Roman	G	2003-04	32
89	Chabot, Frederic	G	1997-98	31
90	Chapdelaine, Rene	D	1990-93	63, 8
91	Chartrand, Brad	LW	1999-04	29
92	Chartraw, Rick	D	1980-83	2,27
93	Chorney, Marc	D	1983-84	3
94	Chouinard, Mathieu	G	2003-04	46
95	Christoff, Steve	RW	1983-84	12
96	Churla, Shane	RW	1995-96	72, 11
97	Chychrun, Jeff	D	1991-92; 1992-93	6
98	Clarke, Noah	RW	2003-07	39, 25
99	Cliche, Marc-Andre	C	2009-10	67
100	**Clifford, Kyle**	LW	2010-17	13
101	Clippingdale, Steve	LW	1976-77	15
102	Cloutier, Dan	G	2006-08	39
103	Clune, Rich	LW	2009-10	56
104	Coffey, Paul	D	1991-93	77
105	Conacher, Pat	C	1992-96	15
106	Conroy, Craig	C	2005-07	22
107	Convery, Brandon	C	1998-99	11
108	Corbett, Mike*	RW	1967-68	22
109	Corkum, Bob	C	1999-01	17, 19
110	Corrigan, Mike	RW	1967-68; 1969-70; 1971-76	19, 17, 11
111	Corvo, Joe	D	2002-06	26, 27, 6
112	Courtnall, Russ	RW	1997-99	19
113	Cousineau, Marcel	G	1999-00	34
114	Couturier, Sylvain	C	1988-92	12
115	Cowan, Jeff	LW	2003-07	8, 15
116	Cowie, Rob	D	1994-96	77
117	Crashley, Bart	D	1975-76	2
118	Crossman, Doug	D	1988-89	4
119	Croteau, Gary	LW	1968-70	23, 11
120	Crowder, Keith	RW	1989-90	23
121	Crowder, Troy	RW	1994-96	55
122	Crowe, Phil	LW	1993-94	23
123	Currie, Dan	LW	1993-94	37
124	Currie, Glen	C	1985-86; 1987-88	21, 22
125	Curtis, Paul	D	1970-73	6
	D			
126	Dafoe, Byron	G	1995-96	31, 34
127	Dallman, Kevin	D	2006-08	38
128	Deadmarsh, Adam	RW	2001-04	28

KINGS ALL-TIME ROSTER

	PLAYER	POS	YEARS	UNI #
129	Degray, Dale	D	1988-89	24
130	Dejordy, Denis	G	1969-72	30
131	DeMarco, Ab	D	1975-77	2
132	Demitra, Pavol	RW	2005-06	38
133	Dempsey, Nathan	D	2005-06	10
134	Desjardins, Gerry	G	1968-70	30
135	Dineen, Peter	D	1986-87	25, 21
136	Dionne, Marcel	C	1975-87	16
137	DiPietro, Paul	C	1996-97	37
138	Donato, Ted	LW	2001-02	15
139	Donnelly, Mike	LW	1990-95	23, 11
140	**Doughty, Drew**	D	2008-17	8
141	**Dowd, Nic**	C	2015-17	67, 26
142	Drewiske, Davis	D	2008-13	44
143	Druce, John	RW	1993-96	19
144	Duchesne, Steve	D	1986-91; 1998-99	28
145	Duff, Dick	LW	1969-71	7
146	Dufour, Marc	RW	1968-69	22
147	Dufresne, Donald	D	1993-94	29
148	Duguay, Ron	RW	1987-89	44
149	Duncanson, Craig	LW	1985-90	25, 12, 26
	E			
150	Edestrand, Darryl	D	1977-79	25
151	Edwards, Gary	G	1971-77	1
152	Ehrhoff, Christian	D	2015-16	10
153	Elik, Todd	C	1989-91	6
154	Eliot, Darren	G	1984-87	35
155	Elkins, Corey	C	2009-10	47
156	Ellerby, Keaton	D	2012-13	5
157	Ellis, Matt	LW	2007-08	8
158	Eloranta, Mikko	LW	2001-03	42
159	Emerson, Nelson	RW	1999-02	17, 7, 19
160	Engblom, Brian	D	1983-86	5
161	English, John	D	1987-88	26
162	Enroth, Jhonas	G	2015-16	1
163	Erickson, Bryan	RW	1985-88	15
164	Ersberg, Erik	G	2007-10	31
165	Evans, Daryl	RW	1981-85	15
	F			
166	Fenton, Paul	LW	1987-89	8
167	Ferraro, Ray	C	1995-99	20, 26
168	Finn, Steven	D	1995-97	29
169	Fiset, Stephane	G	1996-01	35
170	Fitzpatrick, Mark	G	1988-89	29
171	Flett, Bill	RW	1967-72	17, 9
172	Flinn, Ryan	LW	2001-06	49
173	Foley, Gerry	RW	1968-69	22
174	**Forbort, Derek**	D	2015-17	7, 24
175	Fortier, Marc	C	1992-93	8, 26
176	Fox, Jim	RW	1980-90	19, 4
177	Fraser, Colin	C	2011-14	24
178	Frattin, Matt	RW	2013-14	21
179	Frolov, Alexander	LW	2002-10	24
180	Fuhr, Grant	G	1994-95	31
181	Fukufuji, Yutaka	G	2006-07	33
	G			
182	**Gaborik, Marian**	RW	2013-17	12
183	Gagne, Simon	LW	2011-13	12
184	Galley, Garry	D	1984-87; 1997-00	3
185	Gans, Dave	C	1982-83; 1985-86	15
186	Garland, Scott	C	1978-79	20
187	Garon, Mathieu	G	2005-07	31
188	Gauthier, Denis	D	2008-09	21
189	Gauthier, Gabe	C	2006-08	37, 52
190	Germain, Eric	D	1987-88	4
191	Gibbs, Barry	D	1979-80	23
192	Gibson, John	D	1980-82	27, 28
193	Gilbert, Tom	D	2016-17	14
194	Gilhen, Randy	C	1991-92	15
195	Giroux, Pierre	C	1982-83	22
196	Giuliano, Jeff	C	2005-06, 2007-08	53, 29
197	Gladney, Bob	D	1982-83	2
198	Gleason, Tim	D	2003-06	42
199	Glennie, Brian	D	1978-79	4, 24
200	Goldup, Glenn	LW	1976-82	21
201	Goring, Butch	C	1969-80	19
202	Gosselin, Mario	G	1989-90	31
203	Goverde, Dave	G	1991-94	43
204	Grahame, Ron	G	1978-81	30
205	Granato, Tony	LW	1989-96	14, 21
206	Grant, Danny	RW	1977-79	15
207	Gratton, Dan	LW	1987-88	38, 32
208	**Gravel, Kevin**	D	2015-17	53
209	Gray, Terry	RW	1967-68	7
210	Grebeshkov, Denis	D	2003-06	38, 37
211	Green, Josh	LW	1998-99	47, 21
212	Greene, Matt	D	2008-17	2
213	Grenier, Lucien	RW	1970-72	14
214	Gretzky, Wayne	C	1988-96	99
215	Grieve, Brent	LW	1996-97	41
216	Grimson, Stu	LW	2000-01	32
217	Gruhl, Scott	LW	1981-83	9, 21, 10, 14
218	Guay, Paul	RW	1985-89	12, 8, 12
	H			
219	Hachborn, Len	C	1985-86	14
220	Hakansson, Anders	LW	1983-86	21
221	Halkidis, Bob	D	1989-91	22
222	Halpern, Jeff	C	2009-10	22
223	Halward, Doug	D	1978-81	3
224	Hamel, Gilles	LW	1988-89	8
225	Hammond, Ken	D	1984-88	2, 6, 4, 3, 39
226	Hampton, Rick	D	1978-80	27
227	Handzus, Michal	C	2007-11	26
228	Hangsleben, Al	LW	1981-82	9
229	Hardy, Mark	D	1979-88; 1992-94	26, 20, 25, 5, 24
230	Harper, Terry	D	1972-75	2
231	Harris, Billy	RW	1979-82; 1983-84	9, 14
232	Harrold, Peter	D/F	2006-11	49, 5
233	Hauser, Adam	G	2005-06	45
234	Hayward, Rick	D	1990-91	46
235	Healy, Glenn	G	1985-89	29, 35
236	Heaslip, Mark	RW	1978-79	26
237	Heidt, Mike	D	1983-84	28
238	Heinze, Steve	RW	2001-03	57
239	Helander, Peter	D	1982-83	3
240	Heward, Jamie	D	2006-07	6
241	Hextall, Dennis	LW	1969-70	12
242	Hicke, Ernie	LW	1977-78	9
243	Hiller, Jim	RW	1992-93	27
244	Hillman, Larry	D	1971-72	3
245	Hnilicka, Milan	G	2003-04	1
246	Hocking, Justin	D	1993-94	51
247	Hoene, Phil	LW	1972-75	14, 21
248	Hofford, Jim	D	1988-89	14
249	Hoganson, Dale	D	1969-72	4, 2
250	Holland, Jason	D	2001-04	53
251	Holmes, Warren	C	1981-84	28, 22
252	Holt, Randy	D	1978-80	23, 4
253	Hopkins, Dean	RW	1979-83	12
254	Houda, Doug	D	1993-94	6
255	Houston, Ken	RW	1983-84	25
256	Howell, Harry	D	1970-73	25, 5

ALL-TIME RECORDS

KINGS ALL-TIME ROSTER

	PLAYER	POS	YEARS	UNI #
257	Howse, Don	LW	1979-80	20, 25
258	Hrudey, Kelly	G	1988-96	32
259	Huard, Bill	LW	1999-00	28
260	Huddy, Charlie	D	1991-95	22
261	Huet, Cristobal	G	2002-04	35
262	Hughes, Brent	D	1967-70	4, 5
263	Hughes, Howie	RW	1967-70	10
264	Hunter, Trent	RW	2011-12	47
265	Hutchison, Dave	D	1974-78	4
	I			
266	Iginla, Jarome	RW	2016-17	88
267	Inglis, Billy	C	1967-69	22
268	Irvine, Ted	LW	1967-70	15
269	Isaksson, Ulf	LW	1982-83	28
270	Ivanans, Raitis	LW	2006-10	41
	J			
271	Jackman, Tim	RW	2006-07	43
272	Jaks, Pauli	G	1994-95	36
273	James, Connor	C	2005-06	56
274	Janecyk, Bob	G	1984-89	1
275	Jarvis, Wes	C	1983-84	26
276	Jay, Bob	D	1993-94	50
277	Jenkins, Dean	RW	1983-84	22
278	Jensen, Al	G	1986-87	29
279	Jensen, Steve	LW	1978-82	22
280	Johansen, Trevor	D	1981-82	2
281	Johnson, Craig	LW	1995-03	23
282	Johnson, Jack	D	2006-12	33, 3
283	Johnson, Jim	C	1971-72	8
284	Johnson, Matt	LW	1994-99	34, 17
285	Johnston, Larry	D	1967-68	5
286	Jokinen, Olli	C	1997-99	21, 12
287	Jones, Brad	LW	1990-91	47
288	Jones, Martin	G	2013-15	31
289	Jones, Randy	D	2009-10	12
290	Joyal, Eddie	C	1967-72	16
	K			
291	Kaberle, Frantisek	D	1999-00	2
292	Kanko, Petr	RW	2005-06	48
293	Kannegiesser, Sheldon	D	1973-77	6
294	Karalahti, Jere	D	1999-02	8
295	Karjalainen, Kyosti	RW	1991-92	14
296	Kasper, Steve	C	1988-91	11
297	Keans, Doug	G	1979-83	31, 30
298	Kelly, John Paul	LW	1979-86	17
299	Kelly, Steve	C	2000-04	11
300	**Kempe, Adrian**	LW/C	2016-17	39
301	Kennedy, Dean	D	1982-89; 1988-89	6
302	Khristich, Dimitri	LW	1995-97	8
303	Kilrea, Brian	C	1967-68	19
304	King, Dwight	LW	2010-17	74
305	Klatt, Trent	RW	2003-04	26
306	Klemm, Jon	D/RW	2007-08	25
307	Klima, Petr	LW	1996-97	83
308	Knickle, Rick	G	1992-94	1
309	Komadoski, Neil	D	1972-78	24, 23
310	Kontos, Chris	RW	1987-89	33, 15
311	**Kopitar, Anze**	C	2006-17	11
312	Korab, Jerry	D	1979-83	5, 4
313	Kostopoulos, Tom	RW	2005-07	29
314	Kozak, Don	RW	1972-78	24
315	Krake, Skip	C	1968-70	7
316	Krushelnyski, Mike	C	1988-91	26
317	Kudelski, Bob	RW	1987-93	33, 37
318	Kurri, Jari	RW	1991-96	17
319	Kuznetsov, Maxim	D	2002-04	6

	PLAYER	POS	YEARS	UNI #
	L			
320	LaBarbera, Jason	G	2005-06, 2007-09	35
321	Labossiere, Gord	C	1967-71	20, 12, 9
322	Lacroix, Eric	LW	1994-96; 1998-99	28, 29
323	**LaDue, Paul**	D	2016-17	38
324	LaFayette, Nathan	C	1995-99	24
325	LaForest, Bob	RW	1983-84	10
326	Laidlaw, Tom	D	1986-90	3
327	Lang, Robert	C	1992-96	13
328	Langevin, Dave	D	1986-87	25
329	Laperriere, Ian	RW/C	1995-04	22
330	Lapointe, Rick	D	1984-86	28
331	Larocque, Denis	D	1987-88	5
332	Larouche, Steve	C	1995-96	20
333	Laskoski, Gary	G	1982-84	29
334	Laughlin, Craig	RW	1987-88	81
335	LaVallee, Kevin	LW	1983-84	14, 15
336	Lavigne, Eric	D	1994-95	38
337	Lavoie, Dominic	D	1993-94	42
338	Lecavalier, Vincent	C	2015-16	44
339	Ledyard, Grant	D	1985-88	4
340	Legace, Manny	G	1998-99	32
341	Lemieux, Jacques	D	1967-70	4
342	Lemieux, Real	LW	1967-74	9, 7
343	Lessard, Mario	G	1978-84	1
344	Lesuk, Bill	LW	1971-74	16
345	Leveque, Guy	C	1992-94	28
346	Lewis, Dave	D	1979-83	26, 25
347	**Lewis, Trevor**	C	2008-17	61, 22
348	Liba, Igor	RW	1988-89	23
349	Lilja, Andreas	D	2000-03	6
350	Lindholm, Mikael	C	1989-90	51
351	Loach, Lonnie	LW	1992-93	29
352	Logan, Bob	RW	1988-89	17
353	Loktionov, Andrei	C	2009-12	48, 12, 48
354	Long, Barry	D	1972-74	22
355	Lonsberry, Ross	LW	1969-72	8
356	Luce, Don	C	1980-81	23
357	Lucic, Milan	LW	2015-16	17
358	Lukowich, Morris	LW	1985-87	10, 12
359	Lundmark, Jamie	C	2006-07	15
	M			
360	MacDonald, Lowell	LW	1967-69	11
361	MacLean, Donald	C	1997-98	10
362	MacLellan, Brian	LW	1982-86	27
363	Mair, Adam	C	2000-02	24
364	Makela, Mikko	RW	1989-90	24
365	Maloney, Dan	LW	1972-75	17, 27
366	Manery, Randy	D	1977-80	2
367	Marinucci, Chris	C	1996-97	26
368	Marotte, Gilles	D	1969-74	4
369	Marson, Mike	LW	1979-80	9
370	Martin, Rick	LW	1980-82	10
371	**Martinez, Alec**	D	2009-17	53, 27
372	Mattsson, Markus	G	1982-84	30
373	McAlpine, Chris	D	2002-03	38
374	McBain, Jamie	D	2014-16	5
375	McBean, Wayne	D	1987-89	21
376	McCauley, Alyn	C	2006-07	10
377	McCosh, Shawn	RW	1991-92	50
378	McDonough, Al	RW	1970-72	22, 21
379	McDonough, Hubie	C	1988-90	39
380	McEachern, Shawn	LW	1993-94	51
381	McEwen, Mike	D	1983-84	2
382	McIntyre, John	C	1990-93	44
383	McKenna, Sean	RW	1985-88	10
384	McKenna, Steve	LW	1996-00	7
385	McNabb, Brayden	D	2014-17	3
386	McReynolds, Brian	C	1993-94	53, 26

KINGS ALL-TIME ROSTER

	PLAYER	POS	YEARS	UNI #
387	McSorley, Marty	D	1988-93; 1993-96	33
388	Melanson, Roland	G	1985-89	31
389	Menard, Howie	C	1967-69	19
390	**Mersch, Michael**	LW	2015-16	49
391	Mickey, Larry	RW	1970-71	12
392	Mikkelson, Bill	D	1971-72	2
393	Millen, Corey	C	1991-93	23
394	Miller, Aaron	D	2000-07	3
395	Miller, Bob	C	1984-85	14
396	Miller, Jay	LW	1988-92	49, 29
397	Mitchell, Willie	D	2010-14	33
398	Modin, Fredrik	LW	2009-10	33
399	Modry, Jaroslav	D	1995-97; 1998-04; 2006-08	15, 33, 44
400	Moger, Sandy	RW	1997-99	45
401	Mokosak, Carl	LW	1984-85	12
402	Moller, Oscar	C	2008-11	9
403	Monahan, Garry	RW	1969-70	12
404	Monahan, Hartland	RW	1977-78	12
405	Mongrain, Bob	C	1985-86	23
406	Moreau, Ethan	LW	2011-12	17
407	Morgan, Jason	C	1996-98	52
408	Morrison, Dave	RW	1980-83	26, 21, 10
409	Moulson, Matt	LW	2007-09	28, 25
410	Moxey, Jim	RW	1976-77	15
411	Muir, Bryan	D	2003-04	2
412	Mulhern, Richard	D	1978-80	5
413	Mulvey, Paul	LW	1981-82	28
414	Murdoch, Bob	D	1973-79	5
415	Murphy, Larry	D	1980-84	5
416	Murphy, Mike	RW	1973-83	7
417	Murphy, Rob	C	1993-94	8
418	Murray, Brady	LW	2007-08	15
419	Murray, Glen	RW	1996-02	27
420	Murray, Jim	D	1967-68	4
421	Murray, Marty	C	2006-07	26
422	**Muzzin, Jake**	D	2010-11; 2012-17	6
	N			
423	Nagy, Ladislav	LW	2007-08	47
424	Nechayev, Victor	C	1982-83	10
425	Nemecek, Jan	D	1998-00	54
426	Nevin, Bob	RW	1973-76	9
427	Nicholls, Bernie	C	1981-90	15, 10, 9
428	**Nolan, Jordan**	RW	2011-17	71
429	Norris, Jack	G	1970-71	1
430	Norstrom, Mattias	D	1995-07	11, 14
431	Norton, Brad	D	2002-04	63
432	Nurminen, Kia	LW	1996-97	21
	O			
433	O'Donnell, Sean	D	1994-00; 2008-10	6
434	O'Dwyer, Billy	C	1983-85	10
435	Olczyk, Ed	RW/C	1996-97	7
436	O'Sullivan, Patrick	LW	2006-09	12
	P			
437	Paek, Jim	D	1993-94	7
438	Pageau, Paul	G	1980-81	32
439	Palffy, Ziggy	RW	1999-04	33
440	Palmer, Rob	D	1977-82	6
441	Parrish, Mark	RW	2005-06	37
442	Parros, George	RW	2005-06	57
443	Parse, Scott	LW	2009-12	63, 21
444	Pasin, Dave	LW	1988-89	14
445	Passmore, Steve	G	2000-01	31
446	Paterson, Joe	LW	1985-88	27
447	**Pearson, Tanner**	LW	2012-17	70
448	Penner, Dustin	LW	2010-13	25

	PLAYER	POS	YEARS	UNI #
449	Perreault, Yanic	C	1994-99	39, 44
450	Peters, Jimmy	C	1968-74	8, 18, 12
451	Petiot, Richard	D	2005-06	2
452	Petit, Michel	D	1994-96	24
453	Phair, Lyle	LW	1985-88	11, 27
454	Pirnes, Esa	C	2003-04	12
455	Piskula, Joe	D	2006-07	22
456	Playfair, Larry	D	1985-89	20, 23
457	Podollan, Jason	RW	1998-00	28, 37
458	Ponikarovsky, Alexei	LW	2010-11	27
459	Popiel, Poul	D	1967-68	3
460	Potomski, Barry	LW	1995-97	40
461	Potvin, Felix	G	2000-02	39
462	Potvin, Jean	D	1970-72	23, 22
463	Potvin, Marc	RW	1992-94	27
464	Prajsler, Petr	D	1987-90	25
465	Preissing, Tom	D	2007-09	42
466	Price, Noel	D	1970-71	5
467	Pronger, Sean	C	1998-99	29
468	Pulford, Bob	LW	1970-72	20
469	Purcell, Teddy	RW	2007-10; 2016-17	54, 9
470	Pushkarev, Konstantin	LW	2005-07	9
	Q			
471	**Quick, Jonathan**	G	2007-17	32
472	Quincey, Kyle	D	2008-09	27
473	Quinn, Dan	C	1994-95	7
	R			
474	Rasmussen, Erik	LW	2002-03	9, 27
475	Ravlich, Matt	D	1969-71	21
476	Redmond, Craig	D	1984-88	2
477	Redmond, Keith	LW	1993-94	45
478	Regehr, Robyn	D	2012-15	44
479	Reinprecht, Steven	C	1999-01	28
480	Richards, Mike	C	2011-15	10
481	Richardson, Brad	C	2008-13	15
482	Richmond, Steve	D	1988-89	42
483	Robinson, Doug	LW	1967-71	23, 11
484	Robinson, Larry	D	1989-92	19
485	Robitaille, Luc	LW	1986-94; 1997-01; 2003-06	20
486	Robitaille, Randy	C	2001-02	26
487	Rochefort, Leon	RW	1969-70	25
488	Roenick, Jeremy	C	2005-06	97
489	Rolfe, Dale	D	1967-70	6
490	Ronning, Cliff	C	2001-02	7
491	Rosa, Pavel	RW	1998-00; 2002-04	55
492	Rota, Randy	LW	1973-74	25
493	Ruskowski, Terry	C	1982-85	10, 8
494	Rutherford, Jim	G	1980-82	29
495	Rutledge, Wayne	G	1967-70	1
496	Ryan, Matt	C	2005-06	40
497	Rychel, Warren	LW	1992-95	10
	S			
498	St. Laurent, Andre	C	1979-82	15
499	St. Marseille, Frank	RW	1972-77	14, 11
500	Sandstrom, Tomas	RW	1989-94	7
501	Sargent, Gary	D	1975-78	22
502	Sawchuk, Terry	G	1967-68	30
503	Schamehorn, Kevin	RW	1980-81	23
504	Schenn, Brayden	C	2009-11	55, 10
505	Schenn, Luke	D	2015-16	52
506	Schmidt, Chris	C	2002-03	51
507	Schneider, Mathieu	D	2000-03	10
508	Schultz, Dave	LW	1976-78	14
509	Schultz, Jeff	D	2013-16	55
510	Scott, Ron	G	1989-90	1
511	Scott, Travis	G	2000-01	45

ALL-TIME RECORDS

KINGS ALL-TIME ROSTER

	PLAYER	POS	YEARS	UNI #
512	Scrivens, Ben	G	2013-14	54
513	Scruton, Howard	D	1982-83	2
514	Scuderi, Rob	D	2009-13; 2015-16	7
515	Segal, Brandon	RW	2009-10	49
516	Seguin, Steve	RW	1984-85	22
517	Sekera, Andrej	D	2014-15	7
518	Selwood, Brad	D	1979-80	20
519	Semchuk, Brandy	RW	1992-93	41
520	Setoguchi, Devin	RW	2016-17	10
521	Shack, Eddie	LW	1969-71	23
522	Sheehan, Bobby	C	1981-82	15
523	Shevalier, Jeff	LW	1994-95; 1996-97	10, 19
524	**Shore, Nick**	C	2014-17	37, 21
525	Short, Steve	D	1977-78	26
526	Shuchuk, Gary	RW	1992-96	14
527	Shutt, Steve	LW	1984-85	11
528	Sim, Jon	LW	2002-04	43
529	Simmer, Charlie	LW	1977-85	26, 11
530	Simmonds, Wayne	RW	2008-11	17
531	Simmons, Gary	G	1976-78	1, 31
532	Sims, Al	D	1981-83	3, 2, 29, 14
533	Sinisalo, Ilkka	LW	1990-92	9
534	Slaney, John	D	1995-97	27
535	Smith, Billy	G	1971-72	29
536	Smith, Brian	LW	1967-68	8, 12
537	Smith, Dennis	D	1990-91	10
538	Smith, Doug	C	1981-86	23
539	Smithson, Jerred	C	2002-04	52
540	Smolinski, Bryan	C	1999-03	21
541	Smyth, Brad	RW	1996-98	11
542	Smyth, Ryan	LW	2009-11	94
543	Snell, Chris	D	1994-95	29
544	Sopel, Brent	D	2005-07	5
545	Stamler, Lorne	LW	1976-78	27
546	Stanfield, Jim	LW	1969-72	10, 23
547	Stauber, Robb	G	1989-90; 1992-95	35
548	Stemkowski, Pete	C	1977-78	11
549	Stephenson, Shay	LW	2006-07	22
550	Stevens, Kevin	LW	1995-97	25
551	Stoll, Jarret	C	2008-15	28
552	Storr, Jamie	G	1994-03	31, 1
553	Straka, Martin	RW	2003-04	82
554	Strbak, Martin	D	2003-04	8
555	Stuart, Brad	D	2007-08	6
556	Stumpel, Jozef	C	1997-02; 2003-04	15
557	Sturm, Marco	LW	2010-11	10
558	Sydor, Darryl	D	1991-96	40, 25, 2
559	Sykes, Phil	LW	1983-89	14, 10, 7
	T			
560	Tambellini, Jeff	LW	2005-06	51
561	Tardif, Patrice	RW	1995-96	37
562	Taylor, Daniel	G	2007-08	46
563	Taylor, Dave	RW	1977-94	18
564	Terrion, Greg	C	1980-82	14
565	Thomas, Scott	LW	2000-01	51
566	Thomlinson, Dave	LW	1993-95	52, 27
567	Thompson, Brent	D	1991-94	56, 3
568	Thomson, Jim	RW	1990-93	17, 25, 19
569	Thornton, Scott	LW	2006-08	27
570	Tocchet, Rick	RW	1994-96	92, 22
571	Todd, Kevin	C	1993-96	12
572	**Toffoli, Tyler**	RW	2012-17	73
573	Tonelli, John	LW	1988-91	27
574	Tookey, Tim	C	1987-89	32, 15
575	Tredway, Brock*	RW	1981-82	10
576	Tripp, John	RW	2003-04	21
577	Tsygurov, Denis	D	1994-96	3
578	Tsyplakov, Vladimir	RW	1995-00	9
579	Tuer, Al	D	1985-86	26
580	Tukonen, Lauri	RW	2006-08	44, 34
581	Tuomainen, Marko	RW	1999-01	12
582	Turnbull, Ian	D	1981-82	3
583	Turner, Dean	D	1982-83	2
584	Tverdovsky, Oleg	D	2006-07	28
	U			
585	Unger, Garry	C	1980-81	77, 27
	V			
586	Vachon, Rogie	G	1971-78	30
587	Valicevic, Rob	C	2001-02	38
588	Van der Gulik, David	LW	2014-15	36
589	Venasky, Vic	C	1972-79	10
590	Versteeg, Kris	RW	2015-16	10
591	Vey, Linden	RW	2013-14	57
592	Visheau, Mark	D	1998-99	48
593	Visnovsky, Lubomir	D	2000-08	24, 17
594	Vlasak, Tomas	LW	2000-01	17
595	Volmar, Doug	RW	1972-73	8
596	Vopat, Jan	D	1995-98	3, 33
597	Vopat, Roman	C	1996-99	12, 29
598	Voynov, Slava	D	2011-15	26
	W			
599	Waddell, Don	D	1980-81	29
600	Walker, Gordie	RW	1988-90	45, 14
601	Walker, Russ	RW	1976-78	26
602	Wall, Bob	D	1967-70	2
603	Ward, Dixon	LW	1993-94	9
604	Ward, Jason	RW	2006-07	22
605	Watters, Tim	D	1988-95	5
606	Weal, Jordan	C	2015-16	19
607	Weaver, Mike	D	2005-07	43, 8
608	Weeks, Steve	G	1991-92	1
609	Wells, Jay	D	1979-88	24
610	Westgarth, Kevin	RW	2008-09; 2010-12	33, 19
611	White, Bill	D	1967-70	21
612	Whyte, Sean	RW	1991-93	57, 9
613	Widing, Juha	C	1969-77	15
614	Wiemer, Jim	D	1988-89	2
615	Wilks, Brian	C	1984-87; 1988-89	26, 8, 17
616	Williams, Darryl	RW	1992-93	55
617	Williams, Dave	LW	1984-88	22
618	Williams, Justin	RW	2008-15	14
619	Williams, Tommy	LW	1973-79	17
620	Willsie, Brian	RW	2006-08	21
621	Wilson, Bert	LW	1975-80	8
622	Wilson, Murray	LW	1978-79	9
623	Witherspoon, Jim	D	1975-76	8
624	Woytowich, Bob	D	1971-72	2
	Y			
625	Yachmenev, Vitali	RW	1995-98	43
626	Yushkevich, Dmitry	D	2002-03	36
	Z			
627	**Zatkoff, Jeff**	G	2016-17	37
628	Zeiler, John	RW	2006-09, 2010-11	73, 13, 29
629	Zhitnik, Alexei	D	1992-95	2
630	Zizka, Tomas	D	2002-04	5
631	Zmolek, Doug	D	1995-98	55, 2

*Appeared only in Kings postseason games.

Note: Uniform #'s are listed in the order that they were first worn by the player.

KINGS ALL-TIME AMATEUR DRAFT CHOICES

Larry Regan – General Manager from May 17, 1967 through December 17, 1973.

1967

Round	Player	Position	Overall
1	Rick Pagnutti	D	1st

1968

Round	Player	Position	Overall
1	Jim McInally	D	7th

1969

Round	Player	Position	Overall
2	Dale Hoganson	D	16th
3	Gregg Boddy	D	27th
4	Bruce Landon	G	39th
5	Butch Goring	C	51st

1970

Round	Player	Position	Overall
2	Al McDonough	RW	24th
3	Terry Holbrook	RW	38th
5	Billy Smith	G	59th
6	Gerry Bradbury	C	73rd
7	Brian Carlin	LW	86th
8	Brian Chinnick	C	98th

1971

Round	Player	Position	Overall
3	Vic Venasky	C	34th
4	Neil Komadoski	D	48th
5	Gary Crosby	C	62nd
6	Camille LaPierre	C	76th
7	Peter Harasym	LW	89th
7	Norm Dube	LW	90th
8	Lorne Stamler	LW	103rd

1972

Round	Player	Position	Overall
2	Don Kozak	RW	20th
3	Dave Hutchison	D	36th
4	John Dobie	D	52nd
5	Bernie Germain	G	68th
6	Mike Usitalo	LW	84th
7	Glen Toner	LW	100th

1973

Round	Player	Position	Overall
3	Russ Walker	RW	38th
4	Jim McCrimmon	D	54th
5	Dennis Abgrall	RW	70th
6	Blair MacDonald	RW	86th
7	Roly Kimble	G	102nd

Jake Milford – General Manager from December 17, 1973 through May 26, 1977.

1974

Round	Player	Position	Overall
3	Gary Sargent	D	48th
4	Brad Winton	C	66th
5	John Paul Evans	C	84th
6	Marty Mathews	LW	102nd
7	Harvey Stewart	G	120th
8	John Held	D	137th
9	Mario Lessard	G	154th
10	Derrick Emerson	RW	169th
11	Jacques Locas	C	184th
12	Lindsay Thomson	C	197th
13	Craig Brickley	C	207th
14	Brad Kuglin	LW	217th

1975

Round	Player	Position	Overall
1	Tim Young	C	16th
2	Terry Bucyk	RW	33rd
4	Andre Leduc	D	69th
5	Dave Miglia	D	87th
6	Bob Russell	C	105th
7	Dave Faulkner	C	123rd
8	Bill Reber	RW	141st
9	Sean Sullivan	D	157th
10	Brian Petrovek	G	172nd
11	Tom Goddard	RW	186th
12	Mario Viens	G	197th
13	Chuck Carpenter	C	203rd
14	Bob Fish	LW	207th
15	Dave Taylor	RW	210th
15	Robert Shaw	D	213th

1976

Round	Player	Position	Overall
2	Steve Clippingdale	LW	21st
3	Don Moores	C	49th
4	Bob Mears	G	67th
5	Rob Palmer	D	85th
6	Larry McRae	G	103rd

George Maguire – General Manager from May 28, 1977 through January 30, 1984.

1977

Round	Player	Position	Overall
5	Julian Baretta	G	84th
5	Warren Holmes	C	85th
6	Randy Rudnyk	RW	103rd
7	Bob Suter	D	120th

1978

Round	Player	Position	Overall
5	Paul Mancini	LW	77th
6	Doug Keans	G	94th
7	Don Waddell	D	111th
8	Rob Mierkalns	C	128th
9	Rick Scully	RW	145th
10	Brad Thiessen	C	162nd
11	Jim Armstrong	LW	177th
12	Claude Larochelle	C	193rd

1979

Round	Player	Position	Overall
1	Jay Wells	D	16th
2	Dean Hopkins	RW	29th
2	Mark Hardy	D	30th
3	John Paul Kelly	LW	50th
4	John Gibson	D	71st
5	Jim Brown	D	92nd
6	Jay McFarlane	D	113th

1980

Round	Player	Position	Overall
1	Larry Murphy	D	4th
1	Jim Fox	RW	10th
2	Greg Terrion	LW	33rd
2	Dave Morrison	RW	34th
3	Steve Bozek	LW	52nd
4	Bernie Nicholls	C	73rd
5	Alan Graves	LW	94th
6	Darren Eliot	G	115th
7	Mike O'Connor	D	136th
8	Billy O'Dwyer	C	157th
9	Daryl Evans	LW	178th
10	Kim Collins	LW	199th

1981

Round	Player	Position	Overall
1	Doug Smith	C	2nd
2	Dean Kennedy	D	39th
4	Marty Dallman	C	81st
6	Brad Thompson	D	123rd
7	Craig Hurley	D	134th
7	Peter Sawkins	D	144th
8	Dan Brennan	LW	165th
9	Al Tuer	D	186th
10	Jeff Baikie	LW	207th

KINGS ALL-TIME AMATEUR DRAFT CHOICES

1982

Round	Player	Position	Overall
2	Mike Heidt	D	27th
3	Steve Seguin	W	48th
4	Dave Gans	C	64th
4	Dave Ross	G	82nd
5	Darcy Roy	LW	90th
5	Ulf Isaksson	LW	95th
7	Victor Nechayev	C	132nd
8	Peter Helander	D	153rd
9	Dave Chartier	D	174th
10	John Franzosa	G	195th
11	Ray Shero	LW	216th
12	Mats Ullander	RW	237th

1983

Round	Player	Position	Overall
3	Bruce Shoebottom	D	47th
4	Guy Benoit	C	67th
5	Bob LaForest	RW	87th
5	Garry Galley	D	100th
6	Dave Lundmark	D	107th
6	Kevin Stevens	C	108th
7	Tim Burgess	D	127th
8	Ken Hammond	D	147th
9	Bruce Fishback	C	167th
10	Thomas Ahlen	D	187th
11	Jan Blaha	RW	207th
12	Chad Johnson	C	227th

Rogie Vachon – General Manager from January 30, 1984 through June 25, 1992.

1984

Round	Player	Position	Overall
1	Craig Redmond	D	6th
2	Brian Wilks	C	24th
3	John English	D	48th
4	Tom Glavine	C	69th
5	David Grannis	RW	87th
6	Greg Strome	G	108th
7	Timothy Hanley	C	129th
8	Shannon Deegan	C	150th
9	Luc Robitaille	LW	171st
10	Jeff Crossman	C	191st
11	Paul Kenny	G	212th
12	Brian Martin	C	232nd

1985

Round	Player	Position	Overall
1	Craig Duncanson	LW	9th
1	Dan Gratton	C	10th
2	Par Edlund	RW	30th
4	Perry Florio	D	72nd
5	Petr Prajsler	D	93rd
7	Tim Flanagan	RW	135th
8	John Hyduke	G	156th
9	Steve Horner	RW	177th
11	Trent Ciprick	RW	219th
12	Marian Horvath	LW	240th

1986

Round	Player	Position	Overall
1	Jimmy Carson	C	2nd
3	Denis Larocque	D	44th
4	Sylvain Couturier	LW	65th
5	Brian Ferreira	LW	86th
6	Robb Stauber	G	107th
7	Sean Krakiwsky	RW	128th
8	Rene Chapdelaine	D	149th
9	Trevor Pochipinski	D	170th
10	Paul Kelly	D	191st
11	Russ Mann	D	212th
12	Brian Hayton	LW	233rd

1987

Round	Player	Position	Overall
1	Wayne McBean	D	4th
2	Mark Fitzpatrick	G	27th
3	Ross Wilson	RW	43rd
5	Mike Vukonich	C	90th
6	Greg Batters	RW	111th
7	Kyosti Karjalainen	LW	132nd
9	Jeff Gawlicki	LW	174th
10	John Preston	C	195th
11	Rostislav Vlach	RW	216th
12	Mikael Lindholm	C	237th

1988

Round	Player	Position	Overall
1	Martin Gelinas	LW	7th
2	Paul Holden	D	28th
3	John Van Kessel	RW	49th
4	Rob Blake	D	70th
5	Jeff Robison	D	91st
6	Micah Aivazoff	C	109th
6	Robert Larsson	D	112th
7	Jeff Kruesel	G	133rd
8	Timo Peltomaa	RW	154th
9	Jim Larkin	LW	175th
10	Brad Hyatt	D	196th
11	Doug Laprade	RW	217th
12	Joe Flanagan	C	238th

1989

Round	Player	Position	Overall
2	Brent Thompson	D	39th
4	Jim Maher	D	81st
5	Eric Ricard	D	102nd
5	Thomas Newman	G	103rd
6	Daniel Rydmark	C	123rd
7	Ted Kramer	RW	144th
8	Sean Whyte	RW	165th
9	Jim Giacin	LW	182nd
9	Martin Maskarinec	D	186th
10	Jim Hiller	RW	207th
11	Steve Jacques	D	228th
12	Kevin Sneddon	D	249th

1990

Round	Player	Position	Overall
1	Darryl Sydor	D	7th
2	Brandy Semchuk	RW	28th
3	Bob Berg	LW	49th
5	Dave Goverde	G	91st
6	Erik Andersson	C	112th
7	Robert Lang	C	133rd
8	Dean Hulett	RW	154th
9	Dennis LeBlanc	C	175th
10	Patrik Ross	RW	196th
11	Kevin White	C	217th
12	Troy Mohns	D	238th

1991

Round	Player	Position	Overall
2	Guy Leveque	C	42nd
4	Keith Redmond	LW	79th
4	Alexei Zhitnik	D	81st
5	Pauli Jaks	G	108th
6	Brett Seguin	C	130th
7	Kelly Fairchild	C	152nd
9	Craig Brown	G	196th
10	Mattias Olsson	D	218th
11	Andre Bouliane	G	240th
12	Michael Gaul	D	262nd

1992

Round	Player	Position	Overall
2	Justin Hocking	D	39th
3	Sandy Allan	G	63rd
4	Kevin Brown	RW	87th
5	Jeff Shevalier	LW	111th

KINGS ALL-TIME AMATEUR DRAFT CHOICES

6	Raymond "Rem" Murray	C/LW	135th
9	Magnus Wernblom	LW	207th
10	Ryan Pisiak	RW	231st
11	Jukka Tiilikainen	LW	255th

Nick Beverley – General Manager from June 25, 1992 through May 18, 1994.

1993

Round	Player	Position	Overall
2	Shayne Toporowski	RW	42nd
3	Jeff Mitchell	RW	68th
4	Bob Wren	C	94th
5	Frederick Beaubien	G	105th
5	Jason Saal	G	117th
6	Jere Karalahti	D	146th
7	Justin Martin	RW	172nd
8	Travis Dillabough	C	198th
9	Martin Strbak	D	224th
10	Kimmo Timonen	D	250th
11	Patrick Howald	LW	276th

Sam McMaster – General Manager from May 24, 1994 through April 22, 1997.

1994

Round	Player	Position	Overall
1	Jamie Storr	G	7th
2	Matt Johnson	LW	33rd
3	Vitali Yachmenev	RW	59th
5	Chris Schmidt	C	111th
7	Luc Gagne	RW	163rd
8	Andrew Dale	C	189th
9	Jan Nemecek	D	215th
10	Sergei Shalomai	LW	241st

1995

Round	Player	Position	Overall
1	Aki Berg	D	3rd
2	Donald MacLean	C	33rd
2	Pavel Rosa	RW	50th
3	Vladimir Tsyplakov	LW	59th
5	Jason Morgan	C	118th
6	Igor Melyakov	LW	137th
7	Benoit Larose	D	157th
7	Juha Vuorivirta	C	163rd
9	Brian Stewart	D	215th

1996

Round	Player	Position	Overall
2	Josh Green	LW	30th
2	Marian Cisar	RW	37th
3	Greg Phillips	C/RW	57th
4	Mikael Simons	C/RW	84th
4	Eric Belanger	C	96th
5	Jesse Black	D	120th
5	Peter Hogan	D	123rd
8	Stephen Valiquette	G	190th
8	Kai Nurminen	LW	193rd
9	Sebastien Simard	LW	219th

Dave Taylor – General Manager from April 22, 1997 through April 18, 2006.

1997

Round	Player	Position	Overall
1	Olli Jokinen	C	3rd
1	Matt Zultek	C	15th
2	Scott Barney	C	29th
4	Joe Corvo	D	83rd
4	Sean Blanchard	D	99th
6	Richard Seeley	D	137th
6	Jeff Katcher	D	150th
8	Jay Kopischke	LW	193rd
9	Konrad Brand	D	220th

1998

Round	Player	Position	Overall
1	Mathieu Biron	D	21st
2	Justin Papineau	C	46th
3	Alexey Volkov	G	76th
4	Kip Brennan	LW	103rd
5	Joe Rullier	D	133rd
6	Tomas Zizka	D	163rd
7	Tommi Hannus	C	190th
8	Jim Henkel	C	217th
9	Matthew Yeats	G	248th

1999

Round	Player	Position	Overall
2	Andrei Shefer	LW	43rd
3	Jason Crain	D	74th
3	Frantisek Kaberle	D	76th
3	Cory Campbell	G	92nd
4	Brian McGrattan	RW	104th
4	Daniel Johansson	C	125th
5	Jean-Francois Nogues	G	133rd
7	Kevin Baker	RW	193rd
8	George Parros	RW	222nd
9	Noah Clarke	LW	250th

2000

Round	Player	Position	Overall
1	Alexander Frolov	LW	20th
2	Andreas Lilja	D	54th
3	Yanick Lehoux	C	86th
4	Lubomir Visnovsky	D	118th
5	Nathan Marsters	G	165th
7	Evgeny Federov	C	201st
7	Tim Eriksson	C	206th
7	Craig Olynick	D	218th
8	Dan Welch	RW	245th
8	Flavien Conne	C	250th
9	Carl Grahn	G	282nd

2001

Round	Player	Position	Overall
1	Jens Karlsson	RW	18th
1	David Steckel	C	30th
2	**Michael Cammalleri**	C	49th
2	Jaroslav Bednar	C	51st
3	Henrik Juntunen	RW	83rd
4	Richard Petiot	D	116th
5	Terry Denike	G	152nd
5	Tuukka Mantyla	D	153rd
7	Cristobal Huet	G	214th
8	Mike Gabinet	D	237th
9	Sebastien Laplante	G	277th

2002

Round	Player	Position	Overall
1	Denis Grebeshkov	D	18th
2	Sergei Anshakov	LW	50th
3	Petr Kanko	RW	66th
4	Aaron Rome	D	104th
4	Mark Rooneem	LW	115th
5	Greg Hogeboom	RW	152nd
5	Joel Andresen	D	157th
6	Ryan Murphy	RW	185th
7	Mikhail Lyubushin	D	215th
8	Tuukka Pulliainen	C/W	248th
9	Connor James	C/W	279th

2003

Round	Player	Position	Overall
1	**Dustin Brown**	RW	13th
1	Brian Boyle	C	26th
1	Jeff Tambellini	LW	27th
2	Konstantin Pushkarev	C	44th
3	Ryan Munce	G	82nd
5	Brady Murray	C	152nd
6	Esa Pirnes	C	174th
8	Matt Zaba	G	231st
8	Mike Sullivan	C	244th
9	Martin Guerin	C	274th

ALL-TIME RECORDS

KINGS ALL-TIME AMATEUR DRAFT CHOICES

2004

Round	Player	Position	Overall
1	Lauri Tukonen	RW	11th
3	Paul Baier	D	95th
4	Ned Lukacevic	LW	110th
5	Eric Neilson	LW	143rd
6	Scott Parse	C	174th
7	Mike Curry	RW	205th
7	Daniel Taylor	G	221st
8	Yutaka Fukufuji	G	238th
9	Valtteri Tenkanen	C	264th

2005

Round	Player	Position	Overall
1	**Anze Kopitar**	C	11th
2	Dany Roussin	LW	50th
2	T.J. Fast	D	60th
3	**Jonathan Quick**	G	72nd
5	Patrik Hersley	D	139th
6	Ryan McGinnis	D	184th
7	Josh Meyers	D	206th
7	John Seymour	C	226th

Dean Lombardi – General Manager from April 21, 2006 through April 10, 2017.

2006

Round	Player	Position	Overall
1	Jonathan Bernier	G	11th
1	**Trevor Lewis**	C	17th
2	Joe Ryan	D	48th
3	**Jeff Zatkoff**	G	74th
3	Bud Holloway	C/RW	86th
4	Niclas Andersen	D	114th
5	David Meckler	C	134th
5	Martin Nolet	D	144th
6	Constantin Braun	LW	164th

2007

Round	Player	Position	Overall
1	Thomas Hickey	D	4th
2	Oscar Moller	C	52nd
2	Wayne Simmonds	RW	61st
3	Bryan Cameron	C/RW	82nd
4	**Alec Martinez**	D	95th
4	Dwight King	C/LW	109th
5	Linden Rowat	G	124th
5	Joshua Turnbull	C	137th
7	Josh Kidd	D	184th
7	Matt Fillier	C/LW	188th

2008

Round	Player	Position	Overall
1	**Drew Doughty**	D	2nd
1	Colten Teubert	D	13th
2	Slava Voynov	D	32nd
3	Robert Czarnik	C	63rd
3	Andrew Campbell	D	74th
3	Geordie Wudrick	LW	88th
5	Andrei Loktionov	C	123rd
6	Justin Azevedo	C	153rd
7	Garrett Roe	LW	183rd

2009

Round	Player	Position	Overall
1	Brayden Schenn	C	5th
2	**Kyle Clifford**	LW	35th
3	Nicolas Deslauriers	D	84th
4	Jean-Francois Berube	G	95th
4	Linden Vey	RW	96th
5	David Kolomatis	D	126th
6	Michael Pelech	C/LW	156th
6	Brandon Kozun	RW	179th
7	**Jordan Nolan**	C	186th
7	**Nic Dowd**	C	198th

2010

Round	Player	Position	Overall
1	**Derek Forbort**	D	15th
2	**Tyler Toffoli**	C	47th
3	Jordan Weal	C	70th
5	**Kevin Gravel**	D	148th
6	Maxim Kitsyn	LW	158th

2011

Round	Player	Position	Overall
2	Christopher Gibson	G	49th
3	**Andy Andreoff**	C	80th
3	**Nick Shore**	C	82nd
4	**Michael Mersch**	LW	110th
5	Joel Lowry	LW	140th
7	Michael Schumacher	LW	200th

2012

Round	Player	Position	Overall
1	**Tanner Pearson**	LW	30th
4	Nikolay Prokhorkin	LW	121st
5	Colin Miller	D	151st
6	Tomas Hyka	RW	171st
6	**Paul LaDue**	D	181st
7	Nick Ebert	D	211th

2013

Round	Player	Position	Overall
2	Valentin Zykov	LW	37th
4	Justin Auger	RW	103rd
4	Hudson Fasching	RW	118th
5	Patrik Bartosak	G	146th
5	**Jonny Brodzinski**	C	148th
6	Zachary Leslie	D	178th
7	Dominik Kubalik	LW	191st

2014

Round	Player	Position	Overall
1	**Adrian Kempe**	LW	29th
2	Roland McKeown	D	50th
2	Alex Lintuniemi	D	60th
3	Michael Amadio	C	90th
4	Steven Johnson	D	120th
5	Alec Dillon	G	150th
6	Jake Marchment	C	157th
6	Matthew Mistele	LW	180th
7	Spencer Watson	RW	209th
7	Jacob Middleton	D	210th

2015

Round	Player	Position	Overall
2	Erik Cernak	D	43rd
3	Alexander Dergachyov	C	74th
4	Austin Wagner	LW	99th
5	Matt Schmalz	RW	134th
7	Chaz Reddekopp	D	187th
7	Matt Roy	D	194th

2016

Round	Player	Position	Overall
2	Kale Clague	D	51st
4	Jacob Moverare	D	112th
5	Michael Eyssimont	C	142nd
7	Jacob Friend	D	202nd

Rob Blake – General Manager from April 10, 2017 to present.

2017

Round	Player	Position	Overall
1	Gabriel Vilardi	C	11th
2	Jaret Anderson-Dolan	C	41st
3	Matt Villalta	G	72nd
4	Michael Anderson	D	103rd
4	Markus Phillips	D	118th
5	Cole Hults	D	134th
5	Drake Rymsha	C	138th

Note: The Kings hosted the 2010 NHL Entry Draft at STAPLES Center.

KINGS ALL-TIME TRADES

Larry Regan – General Manager from May 17, 1967 to December 17, 1973.

June 8, 1967 – Acquired the rights to Red Kelly from Toronto for Ken Block.

June 16, 1967 – Acquired Trevor Fahey, Jim Murray and Ken Turlik from the New York Rangers for Barclay Plager.

May 20, 1968 – Acquired Skip Krake from Boston for a first-round choice in the 1970 NHL Amateur Draft.

June 11, 1968 – Acquired Myron Stankiewicz from St. Louis for Terry Gray.

June 11, 1968 – Acquired Gerry Desjardins from Montreal for a first-round choice in the 1969 NHL Amateur Draft (later transferred to Minnesota) and the 1972 NHL Amateur Draft.

July 1, 1968 – Acquired Larry Cahan from Montreal for Yves Locas and Brian D. Smith.

October 10, 1968 – Acquired Jimmy Peters from Detroit for Terry Sawchuk.

October 15, 1968 – Acquired Gary Croteau, Brian Murphy and Wayne Thomas from Toronto for Lou Deveault and Grant Moore.

November 12, 1968 – Acquired Ron Anderson from Detroit for Poul Popiel.

May 14, 1969 – Acquired Ross Lonsberry and Eddie Shack from Boston for Ken Turlik and first-round choices in both the 1971 and 1973 NHL Amateur Drafts.

June 9, 1969 – Acquired Dennis Hextall and Leon Rochefort from the New York Rangers for Real Lemieux.

September, 1969 – Acquired Roger Cote from Phoenix (WHL) for Jim Murray.

January 24, 1970 – Acquired Dick Duff from Montreal for Dennis Hextall.

February 20, 1970 – Acquired Brian Gibbons, Garry Monahan and Matt Ravlich from Detroit for Gary Croteau, Larry Johnston and Dale Rolfe.

February 20, 1970 – Acquired Denis Dejordy, Gilles Marotte and Jim Stanfield from Chicago for Bryan Campbell, Gerry Desjardins and Bill White.

February 28, 1970 – Acquired Real Lemieux and Juha Widing from the New York Rangers for Ted Irvine.

May 11, 1970 – Acquired Ray Fortin from St. Louis for Bob Wall.

May 20, 1970 – Acquired Mike Byers from Philadelphia for Brent Hughes.

May 22, 1970 – Acquired Lucien Grenier, Larry Mickey and Jack Norris from Montreal for Gregg Boddy, Leon Rochefort and Wayne Thomas.

September 3, 1970 – Acquired Bob Pulford from Toronto for Garry Monahan and Brian Murphy.

November 25, 1970 – Acquired Mike McMahon and future considerations from Buffalo for Dick Duff and Eddie Shack.

January 26, 1971 – Acquired Ralph Backstrom from Montreal for Ray Fortin and Gord Labossiere.

June 13, 1971 – Acquired Larry Hillman from Philadelphia for Larry Mickey.

November 4, 1971 – Acquired Rogie Vachon from Montreal for Denis Dejordy, Dale Hoganson, Noel Price and Doug Robinson.

December 16, 1971 – Acquired Doug Barrie and Mike Keeler from Buffalo for Mike Byers and Larry Hillman.

January 11, 1972 – Acquired Bob Woytowich from Pittsburgh for Al McDonough.

January 28, 1972 – Acquired Serge Bernier, Jim Johnson and Bill Lesuk from Philadelphia for Bill Flett, Eddie Joyal, Ross Lonsberry and Jean Potvin.

August 22, 1972 – Acquired Terry Harper from Montreal for a second-round choice in the 1974 NHL Amateur Draft, first and third-round choices in the 1975 NHL Amateur Draft and a first-round choice in the 1976 NHL Amateur Draft.

December 15, 1972 – Acquired John Van Horlick from Portland (WHL) for Mike Keeler, Jim Stanfield and Glen Toner.

January 22, 1973 – Acquired Frank St. Marseille from St. Louis for Paul Curtis.

February 26, 1973 – Acquired Dan Maloney from Chicago for Ralph Backstrom.

May 29, 1973 – Acquired Bob Murdoch and Randy Rota from Montreal for a first-round choice in the 1974 NHL Amateur Draft and cash.

November 30, 1973 – Acquired Sheldon Kannegiesser, Mike Murphy and Tommy Williams from the New York Rangers for Gilles Marotte and Real Lemieux.

Jake Milford – General Manager from December 17, 1973 through May 26, 1977.

February 9, 1974 – Acquired Roger Pelletier and cash from Philadelphia for Doug Volmar.

February 15, 1974 – Acquired Gene Carr from the New York Rangers for a first-round choice in the 1977 NHL Amateur Draft.

June 23, 1975 – Acquired Bart Crashley and the rights to Marcel Dionne from Detroit for Terry Harper, Dan Maloney and a second-round choice (later transferred to Minnesota) in the 1976 NHL Amateur Draft.

August 15, 1975 – Acquired a second-round choice in the 1976 NHL Amateur Draft (Steve Clippingdale) from Minnesota for Tim Young.

January 14, 1976 – Acquired Ab DeMarco from Vancouver for a second-round choice (later transferred to Atlanta) in the 1977 NHL Amateur Draft.

March 6, 1976 – Acquired Bert Wilson and the rights to Curt Brackenbury from St. Louis for cash.

May 28, 1976 – Acquired John Campbell from the New York Rangers for Mark Heaslip.

June 12, 1976 – Acquired Glenn Goldup and a third-round choice in the 1978 NHL Amateur Draft (later transferred to Detroit) from Montreal for a third-round choice in the 1977 NHL Amateur Draft and a first-round choice in the 1978 NHL Amateur Draft.

September 29, 1976 – Acquired Dave Schultz from Philadelphia for a fourth-round choice in the 1977 NHL Amateur Draft and a second-round choice (later transferred to Colorado) in the 1978 NHL Amateur Draft.

KINGS ALL-TIME TRADES

October 18, 1976 – Acquired a fifth-round choice in the 1977 NHL Amateur Draft (Julian Baretta) from Pittsburgh for Mike Corrigan.

January 22, 1977 – Acquired Jim Moxey and Gary Simmons from Cleveland for Gary Edwards and Juha Widing.

May 23, 1977 – Acquired Randy Manery from Atlanta for Ab DeMarco.

George Maguire – General Manager from May 28, 1977 through January 30, 1984.

June 17, 1977 – Acquired Steve Short from Philadelphia for future considerations.

November 2, 1977 – Acquired Syl Apps, Jr. and Hartland Monahan from Pittsburgh for Gene Carr, Dave Schultz and a fourth-round choice in the 1978 NHL Amateur Draft.

November 21, 1977 – Acquired Larry Carriere from Vancouver for Sheldon Kannegiesser.

January 9, 1978 – Acquired Danny Grant from Detroit for a third-round choice in the 1978 NHL Amateur Draft and the rights to Barry Long.

January 14, 1978 – Acquired a second-round choice in the 1980 NHL Entry Draft (Greg Terrion) from St. Louis for Neil Komadoski.

June 14, 1978 – Acquired Scott Garland, Brian Glennie, Kurt Walker and a second-round choice in the 1979 NHL Entry Draft (Mark Hardy) from Toronto for Dave Hutchison and Lorne Stamler.

July 10, 1978 – Acquired Rick Hampton, Dave Gardner and Steve Jensen from Minnesota for the signing of Gary Sargent.

September 18, 1978 – Acquired Doug Halward from Boston for future considerations.

October 5, 1978 – Acquired Murray Wilson and a first-round choice in the 1979 NHL Entry Draft (Jay Wells) from Montreal for a first-round choice in the 1981 NHL Entry Draft.

October 9, 1978 – Acquired Ron Grahame from Boston for a first-round choice in the 1979 NHL Entry Draft.

November 18, 1978 – Acquired a fourth-round choice in the 1982 NHL Entry Draft (Dave Gans) from Colorado for Nick Beverley.

December 6, 1978 – Acquired Steve Carlson from Detroit for Steve Short.

December 31, 1978 – Acquired Randy Holt from Vancouver for Don Kozak.

January 16, 1979 – Acquired Richard Mulhern and a second-round choice in the 1980 NHL Entry Draft (Dave Morrison) from Atlanta for Bob Murdoch and a second-round choice in the 1980 NHL Entry Draft.

June 11, 1979 – Acquired Mike Marson from Washington for Steve Clippingdale.

August 16, 1979 – Acquired Barry Gibbs from the New York Islanders for future considerations (Tommy Williams).

August 22, 1979 – Acquired Andre St. Laurent, a first-round choice in the 1980 NHL Entry Draft (Larry Murphy) and a first-round choice in the 1981 NHL Entry Draft (Doug Smith) from Detroit as compensation for the signing of Dale McCourt.

September 14, 1979 – Acquired Brad Selwood and a fourth-round choice in the 1982 NHL Entry Draft (Dave Gans) from Montreal for a fourth-round choice in the 1982 NHL Entry Draft.

March 10, 1980 – Acquired Jerry Korab from Buffalo for a first-round choice in the 1982 NHL Entry Draft.

March 10, 1980 – Acquired Billy Harris and Dave Lewis from the New York Islanders for Butch Goring.

June 6, 1980 – Acquired Garry Unger from Calgary for Randy Holt and Bert Wilson.

February 17, 1981 – Acquired Rick Chartraw from Montreal for a second-round choice in the 1983 NHL Entry Draft.

March 8, 1981 – Acquired future considerations (Gary Bromley) and a fifth-round choice in the 1982 NHL Entry Draft (Ulf Isaksson) from Vancouver for Doug Halward.

March 10, 1981 – Acquired Don Luce from Buffalo for a sixth-round choice in the 1982 NHL Entry Draft and cash.

March 10, 1981 – Acquired Rick Martin from Buffalo for a third-round choice in the 1981 NHL Entry Draft and a first-round choice in the 1983 NHL Entry Draft.

March 10, 1981 – Acquired Jim Rutherford from Toronto for a fifth-round choice in the 1981 NHL Entry Draft.

March 10, 1981 – Acquired a seventh-round choice (Craig Hurley) in the 1981 NHL Entry Draft from Edmonton for Garry Unger.

August 10, 1981 – Acquired Bob Gladney and a sixth-round choice in the 1983 NHL Entry Draft (Kevin Stevens) from Toronto for Don Luce.

August 10, 1981 – Acquired a fifth-round choice in the 1983 NHL Entry Draft (Garry Galley) from Edmonton for Jay MacFarlane.

November 11, 1981 – Acquired Ian Turnbull from Toronto for John Gibson and Billy Harris.

June 22, 1982 – Acquired Blair Barnes from Edmonton for Paul Mulvey.

October 19, 1982 – Acquired a fourth-round choice in the 1983 NHL Entry Draft (later traded to Detroit) from Toronto for Greg Terrion.

October 24, 1982 – Acquired Terry Ruskowski from Chicago for Larry Goodenough and a third-round choice in the 1984 NHL Entry Draft.

December 7, 1982 – Acquired Rick Blight from Edmonton for Alan Hangsleben.

February 23, 1983 – Acquired Markus Mattsson from Minnesota for a third-round choice in the 1985 NHL Entry Draft.

June 20, 1983 – Acquired Kevin LaVallee and Carl Mokosak from Calgary for Steve Bozek.

September 9, 1983 – Acquired Anders Hakansson from Pittsburgh for the rights to Kevin Stevens.

October 3, 1983 – Acquired Fred Barrett and Steve Christoff from Minnesota for Dave Lewis.

October 15, 1983 – Acquired Marc Chorney from Pittsburgh for a sixth-round choice in the 1985 NHL Entry Draft.

October 18, 1983 – Acquired Brian Engblom and Ken Houston from Washington for Larry Murphy.

KINGS ALL-TIME TRADES

November 17, 1983 – Acquired Mike McEwen from the New York Islanders for a fourth-round choice in the 1984 NHL Entry Draft (originally from Detroit).

January 3, 1984 – Acquired Marco Baron from Boston for Bob LaForest.

Rogie Vachon – General Manager from January 30, 1984 through June 25, 1992.

June 9, 1984 – Acquired Bob Janecyk, a first-round choice in the 1984 NHL Entry Draft (Craig Redmond), a third-round choice in the 1984 NHL Entry Draft (John English) and a fourth-round choice in the 1984 NHL Entry Draft (Tom Glavine) from Chicago for a first-round choice in the 1984 NHL Entry Draft and a fourth-round choice in the 1984 NHL Entry Draft.

October 24, 1984 – Acquired a first-round choice in the 1985 NHL Entry Draft (Dan Gratton) from Boston for Charlie Simmer.

November 18, 1984 – Acquired Steve Shutt from Montreal for a 10th-round choice in the 1985 NHL Entry Draft.

March 12, 1985 – Acquired Dave Williams from Detroit for cash.

September 9, 1985 – Acquired Glen Currie from Washington for Daryl Evans.

October 11, 1985 – Acquired Paul Guay and a fourth-round choice in the 1986 NHL Entry Draft (later returned to Philadelphia for the acquisition of Joe Paterson) from Philadelphia for Steve Seguin and a second-round choice in the 1986 NHL Entry Draft.

October 31, 1985 – Acquired Bryan Erickson from Washington for Bruce Shoebottom.

December 9, 1985 – Acquired Grant Ledyard and Roland Melanson from the New York Rangers for Brian MacLellan and a fourth-round choice in the 1987 NHL Entry Draft.

December 18, 1985 – Acquired Joe Paterson from Philadelphia for a fourth-round choice (originally from Philadelphia – acquired on October 11, 1985) in the 1986 NHL Entry Draft.

January 30, 1986 – Acquired Ken Baumgartner, Sean McKenna and Larry Playfair from Buffalo for Brian Engblom and Doug Smith.

February 14, 1987 – Acquired Al Jensen from Washington for Garry Galley.

March 10, 1987 – Acquired Bob Carpenter and Tom Laidlaw from the New York Rangers for Jeff Crossman, Marcel Dionne and a third-round choice in the 1989 NHL Entry Draft (later transferred to Minnesota).

June 13, 1987 – Acquired a first-round choice in the 1987 NHL Entry Draft (Wayne McBean) from Minnesota for a first-round choice in the 1987 NHL Entry Draft and a third-round choice in the 1987 NHL Entry Draft.

December 14, 1987 – Acquired Mike Allison from Toronto for Sean McKenna.

January 21, 1988 – Acquired Mike Siltala and Gordie Walker from the New York Rangers for Joe Paterson.

February 5, 1988 – Acquired Chris Kontos and a sixth-round choice in the 1988 NHL Entry Draft (Micah Aivazoff) from Pittsburgh for Bryan Erickson.

February 9, 1988 – Acquired Craig Laughlin from Washington for Grant Ledyard.

February 23, 1988 – Acquired Ron Duguay from the New York Rangers for Mark Hardy.

August 9, 1988 – Acquired Wayne Gretzky, Mike Krushelnyski and Marty McSorley from Edmonton for Jimmy Carson, Martin Gelinas, a first-round choice in the 1991 NHL Entry Draft (later transferred to New Jersey), a first-round choice in the 1993 NHL Entry Draft and cash estimated at $15 million.

September 29 1988 – Acquired Doug Crossman from Philadelphia for Jay Wells.

October 21, 1988 – Acquired Bob Logan and a ninth-round choice in the 1989 NHL Entry Draft (Jim Giacin) from Buffalo for Larry Playfair.

November 3, 1988 – Acquired Dave Pasin from Boston for Paul Guay.

November 25, 1988 – Acquired Gilles Hamel from Winnipeg for Paul Fenton.

December 12, 1988 – Acquired Mike Boyce, Todd Elik, Igor Liba and future considerations from the New York Rangers for Dean Kennedy and Denis Larocque.

January 22, 1989 – Acquired Jay Miller from Boston for future considerations (later completed with a trade on January 23, 1989).

January 23, 1989 – Acquired Steve Kasper from Boston for Bob Carpenter (as part of the future considerations from the trade that took place on January 22, 1989).

February 3, 1989 – Acquired Dean Kennedy from the New York Rangers for a fourth-round choice in the 1990 NHL Entry Draft.

February 22, 1989 – Acquired Kelly Hrudey from the New York Islanders for Mark Fitzpatrick, Wayne McBean and future considerations.

March 7, 1989 – Acquired Patrick Mayer from Pittsburgh for Tim Tookey.

March 7, 1989 – Acquired Alan May and Jim Wiemer from Edmonton for Brian Wilks and John English.

June 17, 1989 – Acquired a fifth-round choice in the 1989 NHL Entry Draft (Tom Newman) from Washington for Alan May.

September 1, 1989 – Acquired the rights to Barry Beck from the New York Rangers for cash.

October 4, 1989 – Acquired a fourth-round choice in the 1991 NHL Entry Draft (Keith Redmond) from Buffalo for Dean Kennedy.

November 10, 1989 – Acquired Brian Benning from St. Louis for a third-round choice in the 1991 NHL Entry Draft.

November 24, 1989 – Acquired Bob Halkidis and future considerations from Buffalo for Dale Degray and future considerations.

November 29, 1989 – Acquired Mikko Makela from the New York Islanders for Ken Baumgartner and Hubie McDonough.

December 1, 1989 – Acquired Brad Jones from Winnipeg for Phil Sykes.

January 20, 1990 – Acquired Tony Granato and Tomas Sandstrom from the New York Rangers for Bernie Nicholls.

September 6, 1990 – Acquired Daniel Berthiaume from Minnesota for Craig Duncanson.

ALL-TIME RECORDS

KINGS ALL-TIME TRADES

September 30, 1990 – Acquired Mike Donnelly from Buffalo for Mikko Makela.

November 9, 1990 – Acquired John McIntyre from Toronto for Mike Krushelnyski.

March 5, 1991 – Acquired Ilkka Sinisalo from Minnesota for an eighth-round choice in the 1991 NHL Entry Draft.

May 30, 1991 – Acquired Jeff Chychrun and Jari Kurri from Philadelphia for Steve Duchesne, Steve Kasper and a fourth-round choice in the 1991 NHL Entry Draft.

June 22, 1991 – Acquired Randy Gilhen, Charlie Huddy, Jim Thomson and a fourth-round choice in the 1991 NHL Entry Draft (originally the New York Rangers choice; Alexei Zhitnik) from Minnesota for Todd Elik.

October 28, 1991 – Acquired Chris Norton and future considerations from Chicago for Rod Buskas.

December 23, 1991 – Acquired Corey Millen from the New York Rangers for Randy Gilhen.

January 18, 1992 – Acquired future considerations from Boston for Daniel Berthiaume.

February 18, 1992 – Acquired Steve Weeks from the New York Islanders for a seventh-round choice in the 1992 NHL Entry Draft.

February 19, 1992 – Acquired Paul Coffey from Pittsburgh for Brian Benning, Jeff Chychrun and a first-round choice in the 1992 NHL Entry Draft.

Nick Beverley – General Manager from June 25, 1992 through May 18, 1994.

September 3, 1992 – Acquired Pat Conacher from New Jersey for future considerations.

November 6, 1992 – Acquired Jeff Chychrun from Pittsburgh for Peter Ahola.

December 19, 1992 – Acquired Marc Fortier and Jim Thomson from Ottawa for Bob Kudelski and Shawn McCosh.

January 29, 1993 – Acquired Jimmy Carson, Marc Potvin and Gary Shuchuk from Detroit for Paul Coffey, Sylvain Couturier and Jim Hiller.

March 22, 1993 – Acquired Mark Hardy and a fifth-round choice in the 1993 NHL Entry Draft (originally from Ottawa; Frederick Beaubien) from the New York Rangers for John McIntyre.

June 26, 1993 – Acquired a fifth-round choice in the 1993 NHL Entry Draft (Jason Saal) from New Jersey for Corey Millen.

August 27, 1993 – Acquired Shawn McEachern from Pittsburgh for Marty McSorley.

November 2, 1993 – Acquired future considerations from Edmonton for Jeff Chychrun.

November 3, 1993 – Acquired Doug Houda from Hartford for Marc Potvin.

January 8, 1994 – Acquired Dixon Ward from Vancouver for Jimmy Carson.

January 28, 1994 – Acquired Brad Tiley from the New York Rangers for an 11th-round choice in the 1994 NHL Entry Draft.

February 16, 1994 – Acquired Marty McSorley and Jim Paek from Pittsburgh for Shawn McEachern and Tomas Sandstrom.

March 19, 1994 – Acquired Donald Dufresne from Tampa Bay for a sixth-round choice in the 1994 NHL Entry Draft.

March 21, 1994 – Acquired Kevin Todd from Chicago for a fourth-round choice in the 1994 NHL Entry Draft.

Sam McMaster – General Manager from May 24, 1994 through April 22, 1997.

June 25, 1994 – Acquired a seventh-round choice in the 1995 NHL Entry Draft (Benoit Larose) from Ottawa for Jim Paek.

July 26, 1994 – Acquired Sean O'Donnell from Buffalo for Doug Houda.

July 29, 1994 – Acquired Rick Tocchet and a second-round choice in the 1995 NHL Entry Draft (Pavel Rosa) from Pittsburgh for Luc Robitaille.

August 8, 1994 – Acquired Ruslan Batyrshin and a second-round choice in the 1996 NHL Entry Draft (Marian Cisar) from Winnipeg for Brent Thompson and future considerations.

October 3, 1994 – Acquired Eric Lacroix, Chris Snell and a fourth-round choice in the 1996 NHL Entry Draft (Eric Belanger) from Toronto for Kelly Fairchild, Guy Leveque, Shayne Toporowski and Dixon Ward.

February 10, 1995 – Acquired Randy Burridge from Washington for Warren Rychel.

February 14, 1995 – Acquired Philippe Boucher, Grant Fuhr and Denis Tsygurov from Buffalo for Charlie Huddy, Robb Stauber, Alex Zhitnik and a fifth-round choice in the 1995 NHL Entry Draft.

February 17, 1995 – Acquired a fourth-round choice in the 1996 NHL Entry Draft (later transferred to Washington) from Dallas for Mike Donnelly and a seventh-round choice in the 1996 NHL Entry Draft.

March 27, 1995 – Acquired Arto Blomsten from Winnipeg for an eighth-round choice in the 1995 NHL Entry Draft.

May 31, 1995 – Acquired Jan Vopat from Hartford for a fourth-round choice in the 1995 NHL Entry Draft.

June 7, 1995 – Acquired a fifth-round choice in the 1995 NHL Entry Draft (originally from Vancouver; Jason Morgan) from Dallas for Jeff Mitchell.

July 8, 1995 – Acquired Byron Dafoe and Dimitri Khristich from Washington for a first-round choice in the 1996 NHL Entry Draft and a fourth-round choice in the 1996 NHL Entry Draft.

November 13, 1995 – Acquired Steven Finn from Tampa Bay for Michel Petit.

December 28, 1995 – Acquired John Slaney from Colorado for a sixth-round choice in the 1996 NHL Entry Draft.

January 14, 1996 – Acquired Steve Larouche from the New York Rangers for Chris Snell.

January 25, 1996 – Acquired Kevin Stevens from Boston for Rick Tocchet.

February 10, 1996 – Acquired Craig Ferguson from Calgary for Pat Conacher.

February 17, 1996 – Acquired Shane Churla and Doug Zmolek from Dallas for Darryl Sydor and a fifth-round choice in the 1996 NHL Entry Draft.

KINGS ALL-TIME TRADES

February 27, 1996 – Acquired Craig Johnson, Patrice Tardif, Roman Vopat, a fifth-round choice in the 1996 NHL Entry Draft (Peter Hogan) and a first-round choice in the 1997 NHL Entry Draft (Matt Zultek) from St. Louis for Wayne Gretzky.

March 14, 1996 – Acquired Ray Ferraro, Nathan LaFayette, Ian Laperriere, Mattias Norstrom and a fourth-round choice in the 1997 NHL Entry Draft (Sean Blanchard) from the New York Rangers for Shane Churla, Jari Kurri and Marty McSorley.

March 19, 1996 – Acquired a fourth-round choice in the 1996 NHL Entry Draft (originally from Los Angeles; Mikael Simons) from Philadelphia for John Druce and a seventh-round choice in the 1997 NHL Entry Draft.

March 20, 1996 – Acquired Jaroslav Modry and an eighth-round choice in the 1996 NHL Entry Draft (Stephen Valiquette) from Ottawa for Kevin Brown.

June 20, 1996 – Acquired Stephane Fiset and a first-round choice in the 1998 NHL Entry Draft (Mathieu Biron) from Colorado for Eric Lacroix and a first-round choice in the 1998 NHL Entry Draft.

August 22, 1996 – Acquired Petr Klima from Tampa Bay for a fifth-round choice in the 1997 NHL Entry Draft.

October 25, 1996 – Acquired a conditional choice in the 1997 NHL Entry Draft from Pittsburgh for Petr Klima.

November 19, 1996 – Acquired Chris Marinucci from the New York Islanders for Nick Vachon.

November 28, 1996 – Acquired Brad Smyth from Florida for a third-round choice in the 1997 NHL Entry Draft.

March 18, 1997 – Acquired Glen Murray from Pittsburgh for Ed Olczyk.

Dave Taylor – General Manager from April 22, 1997 through April 18, 2006.

August 28, 1997 – Acquired Luc Robitaille from the New York Rangers for Kevin Stevens.

August 29, 1997 – Acquired Sandy Moger, Jozef Stumpel and a fourth-round choice in the 1998 NHL Entry Draft (later transferred to New Jersey) from Boston for Dimitri Khristich and Byron Dafoe.

November 14, 1997 – Acquired future considerations from the New York Rangers for Brad Smyth.

May 29, 1998 – Acquired future considerations from Nashville for Marian Cisar.

June 18, 1998 – Acquired Doug Bodger from New Jersey for a fourth-round choice in the 1998 NHL Entry Draft.

June 26, 1998 – Acquired future considerations from Nashville for Kimmo Timonen and Jan Vopat.

July 7, 1998 – Acquired future considerations (cash) from Nashville for Vitali Yachmenev.

July 31, 1998 – Acquired Manny Legace from Carolina for a conditional choice in the 1999 NHL Entry Draft.

September 3, 1998 – Acquired a third-round choice in the 1999 NHL Entry Draft (Frantisek Kaberle) from Chicago for Doug Zmolek.

October 22, 1998 – Acquired Ryan Bach from Detroit for a sixth-round choice in the 2000 NHL Entry Draft.

October 29, 1998 – Acquired Eric Lacroix from Colorado for Roman Vopat and a sixth-round choice in the 1999 NHL Entry Draft.

December 18, 1998 – Acquired Donald Audette from Buffalo for a second-round choice in the 1999 NHL Entry Draft.

February 12, 1999 – Acquired Sean Pronger from the New York Rangers for Eric Lacroix.

March 23, 1999 – Acquired Jason Podollan and a third-round choice in the 1999 NHL Entry Draft (Cory Campbell) from Toronto for Yanic Perreault.

March 23, 1999 – Acquired Dave Babych and a fifth-round choice in the 2000 NHL Entry Draft (Nathan Marsters) from Philadelphia for Steve Duchesne.

June 20, 1999 – Acquired Marcel Cousineau, Ziggy Palffy, Bryan Smolinski and a fourth-round choice in the 1999 NHL Entry Draft (Daniel Johansson) from the New York Islanders for Mathieu Biron, Josh Green, Olli Jokinen and a first-round choice in the 1999 NHL Entry Draft.

January 24, 2000 – Acquired an eighth-round choice in the 2000 NHL Entry Draft (Dan Welch) from Buffalo for Vladimir Tsyplakov.

January 25, 2000 – Acquired future considerations from Atlanta for Bill Huard.

February 18, 2000 – Acquired Allan Egeland from Calgary for future considerations.

March 13, 2000 – Acquired Kelly Buchberger and Nelson Emerson from Atlanta for Donald Audette and Frantisek Kaberle.

May 1, 2000 – Acquired Steve Passmore from Chicago for a fourth-round choice in the 2000 NHL Entry Draft.

January 3, 2001 – Acquired a conditional draft choice in the 2002 NHL Entry Draft (fifth-round; Joel Andresen) from the New York Islanders for Jason Blake.

February 15, 2001 – Acquired Felix Potvin from Vancouver for future considerations.

February 21, 2001 – Acquired Adam Deadmarsh, Aaron Miller, a player to be named later (Jared Aulin), a first-round choice in the 2001 NHL Entry Draft (David Steckel) and a first-round choice in the 2003 NHL Entry Draft (Brian Boyle) from Colorado for Rob Blake and Steven Reinprecht.

February 28, 2001 – Acquired an eighth-round choice in the 2001 NHL Entry Draft (Mike Gabinet) from Chicago for Steve Passmore.

March 13, 2001 – Acquired Adam Mair and a second-round choice in the 2001 NHL Entry Draft (Michael Cammalleri) from Toronto for Aki Berg.

October 24, 2001 – Acquired Jason Allison and Mikko Eloranta from Boston for Glen Murray and Jozef Stumpel.

December 18, 2001 – Acquired Rich Brennan from Nashville for Brett Hauer.

March 16, 2002 – Acquired Cliff Ronning from Nashville for Jere Karalahti and a conditional choice in the 2003 NHL Entry Draft.

June 22, 2002 – Acquired a fourth-round choice in the 2002 NHL Entry Draft (Aaron Rome) from Minnesota for Cliff Ronning.

KINGS ALL-TIME TRADES

July 16, 2002 – Acquired Derek Armstrong from the New York Rangers for a sixth-round choice in the 2003 NHL Entry Draft.

July 24, 2002 – Acquired Erik Rasmussen from Buffalo for Adam Mair and a fifth-round choice in the 2003 NHL Entry Draft.

November 26, 2002 – Acquired Dmitry Yushkevich from Florida for Jaroslav Bednar and Andreas Lilja.

February 28, 2003 – Acquired a fourth-round choice in the 2003 NHL Entry Draft (later transferred to Boston) and a seventh-round choice in the 2004 NHL Entry Draft (Daniel Taylor) from Philadelphia for Dmitry Yushkevich.

March 11, 2003 – Acquired Sean Avery, Maxim Kuznetsov, and first-round choice in the 2003 NHL Entry Draft (Jeff Tambellini) and a second-round choice in the 2004 NHL Entry Draft (later transferred to Boston) from Detroit for Mathieu Schneider.

March 11, 2003 – Acquired Tim Gleason from Ottawa for Bryan Smolinski.

May 28, 2003 – Acquired Roman Cechmanek from Philadelphia for a second-round choice in the 2004 NHL Entry Draft.

June 22, 2003 – Acquired Jozef Stumpel and a seventh-round choice in the 2003 NHL Entry Draft (later transferred to Nashville) from Boston for a fourth-round choice in the 2003 NHL Entry Draft and a second-round choice in the 2004 NHL Entry Draft.

June 22, 2003 – Acquired a sixth-round choice in the 2003 NHL Entry Draft (Esa Pirnes) from Nashville for two seventh-round choices in the 2003 NHL Entry Draft.

September 15, 2003 – Acquired Milan Hnilicka from Atlanta for future considerations.

November 30, 2003 – Acquired Martin Straka from Pittsburgh for Sergei Anshakov and Martin Strbak.

March 2, 2004 – Acquired Nathan Dempsey from Chicago for a fourth-round choice in the 2005 NHL Entry Draft.

March 8, 2004 – Acquired Anson Carter from Washington for Jared Aulin.

March 9, 2004 – Acquired Jeff Cowan from Atlanta for Kip Brennan.

June 26, 2004 – Acquired Radek Bonk from Ottawa for a third-round choice in the 2004 NHL Entry Draft.

June 26, 2004 – Acquired Mathieu Garon and a third-round choice in the 2004 NHL Entry Draft (Paul Baier) from Montreal for Radek Bonk and Cristobal Huet.

June 27, 2004 – Acquired Stephane Quintal from Montreal for future considerations.

June 27, 2004 – Acquired a seventh-round choice in the 2005 NHL Entry Draft (John Seymour) from Columbus for a ninth-round choice in the 2004 NHL Entry Draft.

August 4, 2005 – Acquired Jeremy Roenick and a third-round choice in the 2006 NHL Entry Draft (Bud Holloway) from Philadelphia for future considerations.

March 8, 2006 – Acquired Mark Parrish and Brent Sopel from the New York Islanders for Denis Grebeshkov and Jeff Tambellini.

March 9, 2006 – Acquired Tim Jackman from Phoenix for Yanick Lehoux.

Dean Lombardi – General Manager from April 21, 2006 through April 10, 2017.

June 24, 2006 – Acquired Patrick O'Sullivan and a first-round choice in the 2006 NHL Entry Draft (Trevor Lewis) from Minnesota for Pavol Demitra.

June 24, 2006 – Acquired a fourth-round choice in the 2006 NHL Entry Draft (Niclas Andersen) and a fifth-round choice in the 2006 NHL Entry Draft (Martin Nolet) from the New York Rangers for a fourth-round choice in the 2006 NHL Entry Draft.

June 24, 2006 – Acquired a seventh-round choice in the 2007 NHL Entry Draft (Matt Fillier) from Columbus for a seventh-round choice in the 2006 NHL Entry Draft.

July 5, 2006 – Acquired Dan Cloutier from Vancouver for a second-round choice in the 2007 NHL Entry Draft and a third-round choice in the 2009 NHL Entry Draft.

September 29, 2006 – Acquired Jack Johnson and Oleg Tverdovsky from Carolina for Eric Belanger and Tim Gleason.

January 20, 2007 – Acquired a fourth-round choice in the 2008 NHL Entry Draft (later traded to San Jose on June 21, 2008) from Tampa Bay for Ryan Munce.

January 29, 2007 – Acquired Jamie Lundmark, a fourth-round choice in the 2007 NHL Entry Draft (Dwight King) and a second-round choice in the 2008 NHL Entry Draft (later traded back to Calgary on June 20, 2008) from Calgary for Craig Conroy.

February 5, 2007 – Acquired Marc-Andre Cliche, Jan Marek, Jason Ward and future considerations (a third-round choice in the 2008 NHL Entry Draft later traded to Buffalo on June 21, 2008) from the New York Rangers for Sean Avery, John Seymour and future considerations.

February 26, 2007 – Acquired a second-round choice in the 2007 NHL Entry Draft (Wayne Simmonds) and a fourth-round choice in the 2008 NHL Entry Draft (later traded to Buffalo on June 21, 2008) from Vancouver for Brent Sopel.

February 27, 2007 – Acquired Johan Fransson, Jaroslav Modry, a second-round choice in the 2007 NHL Entry Draft (Oscar Moller), a third-round choice in the 2007 NHL Entry Draft (Bryan Cameron) and a first-round choice in the 2008 NHL Entry Draft (later traded to Anaheim on June 20, 2008) from Dallas for Mattias Norstrom, Konstantin Pushkarev, a third-round choice in the 2007 NHL Entry Draft and a fourth-round choice in the 2007 NHL Entry Draft.

February 27, 2007 – Acquired a fifth-round choice in the 2007 NHL Entry Draft (Joshua Turnbull) from Tampa Bay for Jason Ward.

February 27, 2007 – Acquired Jamie Heward from Washington for future considerations.

June 23, 2007 – Acquired a fourth-round choice in the 2007 NHL Entry Draft (Alec Martinez) from Washington for sixth-round choice in the 2007 NHL Entry Draft and a fourth-round choice in the 2008 NHL Entry Draft.

December 12, 2007 – Acquired a sixth-round choice in the 2008 NHL Entry Draft (later traded to Chicago on June 21, 2008) from Dallas for Evgeny Federov.

February 19, 2008 – Acquired a third-round choice in the 2008 NHL Entry Draft (Geordie Wudrick) from Philadelphia for Jaroslav Modry.

KINGS ALL-TIME TRADES

February 26, 2008 – Acquired a second-round choice in the 2008 NHL Entry Draft (later traded to Colorado for Brad Richardson on June 21, 2008) and a fourth-round choice in the 2009 NHL Entry Draft (later traded to Atlanta on June 27, 2009) from Detroit for Brad Stuart.

February 26, 2008 – Acquired a seventh-round choice in the 2008 NHL Entry Draft (later traded to St. Louis on June 21, 2008) from Anaheim for Jean-Sebastien Aubin.

June 4, 2008 – Acquired a fifth-round choice in the 2009 NHL Entry Draft (later traded to Florida on June 27, 2009) from St. Louis for T.J Fast.

June 20, 2008 – Acquired a first-round choice in the 2008 NHL Entry Draft (later traded to Anaheim on June 20, 2008) and a second-round choice in the 2009 NHL Entry Draft (later traded to Carolina on March 4, 2009) from Calgary for Michael Cammalleri and a second-round choice in the 2008 NHL Entry Draft.

June 20, 2008 – Acquired a first-round choice in the 2008 NHL Entry Draft (12th overall selection; later traded to Buffalo on June 20, 2008) from Anaheim for two first-round choices in the 2008 NHL Entry Draft (17th and 28th overall).

June 20, 2008 – Acquired a first-round choice in the 2008 NHL Entry Draft (13th overall, Colten Teubert) and a third-round choice in the 2009 NHL Entry Draft (later traded to Calgary on June 27, 2009) from Buffalo for a first-round choice in the 2008 NHL Entry Draft (12th overall).

June 21, 2008 – Acquired Brad Richardson from Colorado for a second-round choice in the 2008 NHL Entry Draft.

June 21, 2008 – Acquired a third-round choice in the 2008 NHL Entry Draft (Andrew Campbell) from Buffalo for a third-round choice in the 2008 NHL Entry Draft and a fourth-round choice in the 2008 NHL Entry Draft.

June 21, 2008 – Acquired a fourth-round choice in the 2009 NHL Entry Draft (later traded to Atlanta on June 27, 2009) and a fifth-round choice in the 2010 NHL Entry Draft (Kevin Gravel) from San Jose for a fourth-round choice in the 2008 NHL Entry Draft.

June 21, 2008 – Acquired a sixth-round choice in the 2009 NHL Entry Draft (Brandon Kozun) from Chicago for a sixth-round choice in the 2008 NHL Entry Draft.

June 21, 2008 – Acquired a seventh-round choice in the 2009 NHL Entry Draft (Nic Dowd) from St. Louis for a seventh-round choice in the 2008 NHL Entry Draft.

June 29, 2008 – Acquired Matt Greene and Jarret Stoll from Edmonton for Lubomir Visnovsky.

July 1, 2008 – Acquired Denis Gauthier and a second-round choice in the 2010 NHL Entry Draft (later traded to Florida on June 25, 2010) from Philadelphia for Patrik Hersley and Ned Lukacevic.

July 21, 2008 – Acquired Rich Clune from Dallas for Lauri Tukonen.

September 30, 2008 – Acquired Sean O'Donnell from Anaheim for a conditional choice in the 2009 NHL Entry Draft.

December 30, 2008 – Acquired a seventh-round choice in the 2009 NHL Entry Draft (later traded to Atlanta on June 27, 2009) from Vancouver for Jason LaBarbera.

March 4, 2009 – Acquired Justin Williams from Carolina as part of a three-team trade that also involved Edmonton. In exchange for Williams, the Kings traded Patrick O'Sullivan to Edmonton and sent a second-round choice in the 2009 NHL Entry Draft to Carolina.

June 27, 2009 – Acquired a third-round choice in the 2009 NHL Entry Draft (Nicolas Deslauriers) and a fourth-round choice in the 2009 NHL Entry Draft (later traded to Florida on June 27, 2009) from Calgary for a third-round choice in the 2009 NHL Entry Draft.

June 27, 2009 – Acquired a third-round choice in the 2010 NHL Entry Draft (later traded to Tampa Bay on March 3, 2010) from Florida for a fourth-round choice in the 2009 NHL Entry Draft and a fifth-round choice in the 2009 NHL Entry Draft.

June 27, 2009 – Acquired a fourth-round choice in the 2009 NHL Entry Draft (Jean-Francois Berube) from Atlanta for two fourth-round choices in the 2009 NHL Entry Draft and one seventh-round choice in the 2009 NHL Entry Draft.

June 27, 2009 – Acquired a third-round choice in the 2010 NHL Entry Draft (Jordan Weal) from the New York Rangers for Brian Boyle.

July 3, 2009 – Acquired Ryan Smyth from Colorado for Kyle Quincey, Tom Preissing and a fifth-round choice in the 2010 NHL Entry Draft.

March 3, 2010 – Acquired Jeff Halpern from Tampa Bay for Teddy Purcell and a third-round choice in the 2010 NHL Entry Draft.

March 3, 2010 – Acquired Fredrik Modin from Columbus for a conditional seventh-round choice in the 2010 NHL Entry Draft.

June 25, 2010 – Acquired a first-round choice in the 2010 NHL Entry Draft (15th overall, Derek Forbort) from Florida for a first-round choice (19th overall) and a second-round choice in the 2010 NHL Entry Draft.

June 26, 2010 – Acquired a second-round choice in the 2010 NHL Entry Draft (Tyler Toffoli) from Colorado for a second-round choice and a fourth-round choice in the 2010 NHL Entry Draft.

June 26, 2010 – Acquired a third-round choice in the 2012 NHL Draft (later traded to Nashville on June 25, 2011) from Toronto for a third-round choice in the 2010 NHL Entry Draft.

June 26, 2010 – Acquired a sixth-round choice in the 2010 NHL Entry Draft (Maxim Kitsyn) from Atlanta for a sixth-round choice and a seventh-round choice in the 2010 NHL Entry Draft.

December 11, 2010 – Acquired Marco Sturm from Boston for future considerations.

February 28, 2011 – Acquired Dustin Penner from Edmonton for Colten Teubert, a first-round choice in the 2011 NHL Entry Draft and a conditional third-round choice in the 2012 NHL Draft.

June 23, 2011 – Acquired Mike Richards and the rights to Rob Bordson from Philadelphia for Wayne Simmonds, Brayden Schenn and a second-round choice in the 2012 NHL Draft.

June 25, 2011 – Acquired a third-round choice in the 2011 NHL Entry Draft (Nicholas Shore) from Nashville for a third-round choice in the 2012 NHL Draft and a sixth-round choice in the 2011 NHL Entry Draft.

June 26, 2011 – Acquired Colin Fraser and a seventh-round choice in the 2012 NHL Draft (traded to Dallas on June 23, 2012) from Edmonton for Ryan Smyth.

ALL-TIME RECORDS

KINGS ALL-TIME TRADES

October 12, 2011 – Acquired Stefan Legein and a sixth-round selection in the 2012 NHL Draft (Tomas Hyka) from Philadelphia for future considerations.

February 23, 2012 – Acquired Jeff Carter from Columbus for Jack Johnson and a first-round choice in the 2013 NHL Draft.

June 23, 2012 – Acquired a seventh-round choice in the 2013 NHL Draft (Dominik Kubalik) from Dallas for a seventh-round choice in the 2012 NHL Draft.

January 13, 2013 – Acquired Anthony Stewart, a fourth-round choice in the 2013 NHL Draft (later traded to Edmonton on June 30, 2013) and a sixth-round choice in the 2014 NHL Draft (Jake Marchment) from Carolina for Kevin Westgarth.

February 6, 2013 – Acquired a fifth-round choice in the 2013 NHL Draft (later traded to Florida on February 7, 2013) from New Jersey for Andrei Loktionov.

February 7, 2013 – Acquired Keaton Ellerby from Florida for a fifth-round choice in the 2013 NHL Draft.

February 26, 2013 – Acquired a fourth-round choice in the 2013 NHL Draft (Justin Auger) from Philadelphia for Simon Gagne.

April 1, 2013 – Acquired Robyn Regehr from Buffalo for a second-round choice in the 2014 NHL Draft and a second-round choice in the 2015 NHL Draft (both choices later traded from Buffalo back to LA on March 5, 2014, as part of the Brayden McNabb trade).

April 2, 2013 – Acquired a fifth-round choice in the 2013 NHL Draft (Patrik Bartosak) from Montreal for Davis Drewiske.

June 23, 2013 – Acquired Matt Frattin, Ben Scrivens and a second-round choice in the 2015 NHL Draft (later traded to Columbus on March 5, 2014, as part of the Marian Gaborik trade) from Toronto for Jonathan Bernier.

June 30, 2013 – Acquired a second-round choice in the 2013 NHL Draft (Valentin Zykov) from Edmonton for a second-round choice, a third-round choice and a fourth-round choice in the 2013 NHL Draft.

June 30, 2013 – Acquired a seventh-round choice in the 2015 NHL Draft (Chaz Reddekopp) from New Jersey for a seventh-round choice in the 2013 NHL Draft.

July 16, 2013 – Acquired Daniel Carcillo from Chicago for a sixth-round choice in the 2015 NHL Draft.

January 4, 2014 – Acquired a seventh-round choice in the 2014 NHL Draft (Spencer Watson) from the New York Rangers for Daniel Carcillo.

January 15, 2014 – Acquired a third-round choice in the 2014 NHL Draft (later traded to Columbus on March 5, 2014, as part of the Marian Gaborik trade) from Edmonton for Ben Scrivens.

January 22, 2014 – Acquired Andrew Crescenzi from Toronto for Brandon Kozun.

February 6, 2014 – Acquired Steve Quailer from Montreal for Robert Czarnik.

March 5, 2014 – Acquired Brayden McNabb and the rights to Jonathan Parker, a second-round choice in the 2014 NHL Draft (Alex Lintuniemi) and a second-round choice in the 2015 NHL Draft (Erik Cernak) from Buffalo for Nicolas Deslauriers and Hudson Fasching (both second-round choices were originally sent to Buffalo for Robyn Regehr on April 1, 2013).

March 5, 2014 – Acquired Marian Gaborik from Columbus for Matt Frattin, a third-round choice in the 2014 NHL Draft and a second-round choice in the 2015 NHL Draft.

March 5, 2014 – Acquired James Livingston from San Jose for a seventh-round choice in the 2016 NHL Draft.

June 28, 2014 – Acquired a second-round choice in the 2014 NHL Draft (Roland McKeown) from Vancouver for Linden Vey.

February 25, 2015 – Acquired Andrej Sekera from Carolina for Roland McKeown and a first-round choice in the 2016 NHL Draft.

June 26, 2015 – Acquired Milan Lucic from Boston for Martin Jones, Colin Miller and a first-round choice in the 2015 NHL Draft.

June 27, 2015 – Acquired a fourth-round choice in the 2015 NHL Draft (Austin Wagner) from Philadelphia for a fourth-round choice in the 2015 NHL Draft and a sixth-round choice in the 2016 NHL Draft.

October 6, 2015- Acquired a seventh-round choice in the 2017 NHL Draft from New Jersey for Brian O'Neill.

January 6, 2016 – Acquired Vincent Lecavalier and Luke Schenn from Philadelphia for Jordan Weal and a third-round choice in the 2016 NHL Draft.

February 26, 2016 – Acquired Rob Scuderi from Chicago for Christian Ehrhoff.

February 28, 2016 – Acquired Kris Versteeg from Carolina for Valentin Zykov. (The original trade also included a conditional fifth-round choice for Carolina in the 2016 Draft if the Kings advanced to the 2016 Western Conference Final Series).

February 29, 2016 – Acquired Brett Sutter from Minnesota for Scott Sabourin.

June 25, 2016 – Acquired Jack Campbell from Dallas for Nick Ebert.

January 21, 2017 – Acquired Cam Schilling from Chicago for Michael Latta.

February 15, 2017 – Acquired a conditional fifth-round choice in the 2017 NHL Draft from Washington for Tom Gilbert (the condition was not met).

February 26, 2017 – Acquired Ben Bishop and a fifth-round choice in the 2017 NHL Draft (Drake Rymsha) from Tampa Bay for Peter Budaj, Erik Cernak, a seventh-round choice in the 2017 NHL Draft and a conditional choice in the 2017 NHL Draft.

March 1, 2017 – Acquired a fourth-round choice in the 2018 NHL Draft from Montreal for Dwight King.

March 1, 2017 – Acquired Jarome Iginla from Colorado for a conditional fourth-round choice in the 2018 NHL Draft.

Rob Blake – General Manager from April 10, 2017 to present.

May 9, 2017 – Acquired a fourth-round choice in the 2017 NHL Draft (Markus Phillips) from Dallas in exchange for Ben Bishop.

May 31, 2017 – Acquired Bokondji Imama from Tampa Bay for a conditional seventh-round choice in the 2018 NHL Draft.

June 24, 2017 – Acquired a sixth-round choice in the 2018 NHL Draft from the New York Islanders for a sixth-round choice in the 2017 NHL Draft.

Note: The NHL changed the title of its annual draft from "NHL Entry Draft" to "NHL Draft" prior to the 2012 NHL Draft.

KINGS ALL-TIME UNIFORM NUMBERS

Listed are players credited with playing at least one regular season or playoff game.

1 **Jack CAMPBELL (10/16-present);**
Jhonas ENROTH (10/15-4/16);
Sean BURKE (1/07-4/07);
Milan HNILICKA (12/03-4/04);
Jamie STORR (10/95-4/03);
Rick KNICKLE (2/93-11/93);
Steve WEEKS (2/92);
Ron SCOTT (2/90-3/90);
Bob JANECYK (10/84-11/88);
Mario LESSARD (10/78-11/84);
Gary SIMMONS (1976-77);
Gary EDWARDS (10/71-1/77);
Jack NORRIS (10/70-3/71);
Wayne RUTLEDGE (1968-69 to 1969-70);
Jacques CARON (1967-68);
Wayne RUTLEDGE (1967-68).

2 Matt GREENE (10/09-4/17);
Richard PETIOT (1/06-4/06);
Bryan MUIR (12/03-4/04);
Frantisek KABERLE (10/99-12/99);
Doug ZMOLEK (3/96-4/98);
Darryl SYDOR (1/96-2/96);
Alexei ZHITNIK (10/92-2/95);
Brian BENNING (11/89-2/92);
Jim WIEMER (3/89);
Craig REDMOND (10/84-10/88);
Ken HAMMOND (10/84);
Mike McEWEN (11/83-4/84);
Howard SCRUTON (3/83);
Jim BROWN (1/88);
Bob GLADNEY (12/82);
Dean TURNER (10/82);
Al SIMS (3/82);
Trevor JOHANSEN (10/81-2/82);
Rick CHARTRAW (3/80-4/80);
Randy MANERY (10/78-3/80);
Ab DEMARCO (1/76-5/77);
Bart CRASHLEY (1975-76);
Terry HARPER (10/72-4/75);
Bill MIKKELSON (1971-72);
Bob WOYTOWICH (1/72-4/72);
Dale HOGANSON (10/70-11/71);
Bob WALL (10/67-4/70).

3 Brayden MCNABB (10/14-4/17);
Jack JOHNSON (9/07-2/12);
Aaron MILLER (2/01-4/07);
Garry GALLEY (10/97-4/00);
Jan VOPAT (3/95);
Denis TSYGUROV (2/95-11/95);
Brent THOMPSON (12/92-2/94);
Tom LAIDLAW (3/87-4/90);
Ken HAMMOND (3/87);
Garry GALLEY (10/84-2/87);
Marc CHORNEY (10/83-3/84);
Peter HELANDER (10/82);
Ian TURNBULL (11/81-2/82);
Al SIMS (10/81);
Doug HALWARD (12/78-3/81);
Larry BROWN (10/72- 4/78);
Doug BARRIE (12/71-3/72);
Larry HILLMAN (10/71-12/71);
Larry CAHAN (10/69-3/71);
Dave AMADIO (1968-69);
Poul POPIEL (1967-68);
Dave AMADIO (1967-68).

4 **ROB BLAKE (3/90-2/01 and 10/06-4/08) Number Retired January 17, 2015;**
Jim FOX (10/89-11/89);
Doug CROSSMAN (10/88-4/88);
Eric GERMAIN (3/88-4/88);
Grant LEDYARD (12/85-2/88);
Ken HAMMOND (10/85);
Russ ANDERSON (10/83-3/84);
Jerry KORAB (10/80-4/83);
Randy HOLT (10/79-2/80);
Brian GLENNIE (10/78-12/78);
Dave HUTCHISON (10/74-4/78);
Gilles MAROTTE (2/70-11/73);
Jacques LEMIEUX (1969-70);
Dale HOGANSON (1969-70);
Jim MURRAY (1967-68);
Brent HUGHES (1967-68).
Jacques LEMIEUX (1967-68);

5 Jamie MCBAIN (11/14-4/16);
Keaton ELLERBY (2/13-11/14);
Peter HARROLD (2/08-4/11);
Brent SOPEL (3/06-2/07);
Tomas ZIZKA (1/03-3/04);
Aki BERG (10/95-3/01);
Tim WATTERS (10/88-2/95);
Denis LAROCQUE (3/88);
Mark HARDY (12/85-2/88);
Brian ENGBLOM (10/83-1/86);
Larry MURPHY (10/80-10/83);
Jerry KORAB (3/80-4/80);
Richard MULHERN (1/79-3/80);
Bob MURDOCH (10/73-1/79);
Harry HOWELL (2/71-4/72);
Noel PRICE (10/70-2/71);
Brent HUGHES (10/68-4/70);
Larry JOHNSTON (1967-68);
Dave AMADIO (1967-68).

6 **Jake MUZZIN (10/10-present);**
Sean O'DONNELL (10/08-4/10);
Brad STUART (9/07-2/08);
Jamie HEWARD (2/07-4/07);
Joe CORVO (10/05-4/06);
Maxim KUZNETSOV (3/03-4/04);
Andreas LILJA (12/01-11/02);
Sean O'DONNELL (1/95-4/00);
Doug HOUDA (11/93-4/94);
Jeff CHYCHRUN (10/91-2/92 and 11/92-2/93);
Todd ELIK (12/89-3/91);
Dean KENNEDY (10/85-4/89);
Ken HAMMOND (4/85);
Dean KENNEDY (10/82-3/85);
Rob PALMER (11/77-11/80);
Sheldon KANNEGIESSER (11/73-11/77);
Paul CURTIS (10/70-1/73);
Dale ROLFE (10/67-3/70).

7 Rob SCUDERI (2/16-4/16);
Derek FORBORT (10/15-1/16);
Andrej SEKERA (2/15-4/15);
Rob SCUDERI (10/09-6/13);
Derek ARMSTRONG (10/03-4/09);
Cliff RONNING (3/02-4/02);
Jaroslav BEDNAR (10/01-3/02);
Nelson EMERSON (10/00-4/01);
Steve MCKENNA (3/97-4/00);
Ed OLCZYK (10/96-3/97);
Kevin BROWN (11/95-12/95);
Dan QUINN (1/95-5/95);
Jim PAEK (2/94-4/94);
Tomas SANDSTROM (1/90-2/94);
Phil SYKES (10/84-4/89);
Mike MURPHY (11/73-4/83);
Real LEMIEUX (11/70-11/73);
Dick DUFF (1969-70 and 10/70-11/70);
Skip KRAKE (1968-69 and 1969-70);
Bryan CAMPBELL (1968-69);
Terry GRAY (10/67-3/68).

8 **Drew DOUGHTY (10/08-present);**
Matt ELLIS (2/08-4/08);
Mike WEAVER (10/06-4/07);
Jeff COWAN (3/04-4/04);
Martin STRBAK (10/03-11/03);
Jere KARALAHTI (12/99-3/02);
Doug BODGER (10/98-4/99);
Dimitri KHRISTICH (10/95-4/93);
Kevin BROWN (1/95);
Rob MURPHY (10/93-11/93);
Rene CHAPDELAINE (2/93-3/93);
Marc FORTIER (12/92-1/93);
Scott BJUGSTAD (1/90-3/92);
Gilles HAMEL (11/88-12/88);
Paul FENTON (10/87-11/88);
Paul GUAY (10/86-4/87);
Brian WILKS (10/85-4/86);
Terry RUSKOWSKI (11/83-4/85);
Dan BONAR (10/80-12/82);
Bert WILSON (10/75-3/80);
Jim WITHERSPOON (10/75);
Doug VOLMAR (1972-73 to 1973-74);
Jim JOHNSON (1/72-3/73);
Ross LONSBERRY (10/69-1/72);
Jimmy PETERS (1968-69);
Brian SMITH (1967-68).

KINGS ALL-TIME UNIFORM NUMBERS

9 Teddy PURCELL (10/16-11/16);
Oscar MOLLER (10/08-4/11);
Konstantin PUSHKAREV (3/06-2/07);
Erik RASMUSSEN (10/02-1/03);
Kelly BUCHBERGER (3/00-4/02);
Vladimir TSYPLAKOV (11/95-12/99);
Rob BROWN (1/95-3/95);
Dixon WARD (1/94-4/94);
Sean WHYTE (11/92-1/93);
Ilkka SINISALO (3/91-12/91);
Bernie NICHOLLS (2/82-1/90);
Al HANGSLEBEN (1/82-2/82);
Scott GRUHL (11/81);
Billy HARRIS (3/80-11/81);
Mike MARSON (1979-80);
Murray WILSON (10/78-4/79);
Ernie HICKE (10/77-4/78);
Bob NEVIN (10/73-4/76);
Ralph BACKSTROM (1/71-3/73);
Gord LABOSSIERE (10/70-1/71);
Bill FLETT (1969-70);
Real LEMIEUX (10/67-3/69).

10 Devin SETOGUCHI (10/16-2/17):
Kris VERSTEEG (2/16-4/16);
Christian EHRHOFF (10/15-2/16);
Mike RICHARDS (10/11-4/15);
Marco STURM (12/10-2/11);
Brayden SCHENN (10/10-12/10);
Alyn MCCAULEY (10/06-4/07);
Nathan DEMPSEY (3/04-4/06);
Mathieu SCHNEIDER (10/00-3/03);
Donald AUDETTE (12/98-3/00);
Don MACLEAN (10/97-1/98);
Neal BROTEN (12/96-1/97);
Jeff SHEVALIER (4/95);
Warren RYCHEL (10/92-2/95);
Dennis SMITH (10/90);
Mike ALLISON (12/87-4/90);
Sean McKENNA (1/86-12/87);
Morris LUKOWICH (11/85);
Billy O'DWYER (1/84-2/84 and 1/85-2/85);
Phil SYKES (1/84);
Bob LAFOREST (10/83);
Terry RUSKOWSKI (10/82-4/83);
Victor NECHAYEV (10/82);
Brock TREDWAY (4/82);
Scott GRUHL (3/82);
Dave MORRISON (1/82);
Bernie NICHOLLS (11/81);
Rick MARTIN (3/81-11/81);
Steve CARLSON (10/79-4/80);
Vic VENASKY (10/72-4/79);
Jim STANFIELD (1969-70 to 1970-71);
Howie HUGHES (10/67-4/70).

11 **Anze KOPITAR (10/06-present);**
Anson CARTER (3/04-4/04);
Steve KELLY (3/01-11/03);
Jason BLAKE (4/99-1/01);
Brandon CONVERY (11/98-12/98);
Mattias NORSTROM (3/96-4/96);
Brad SMYTH (12/96-11/97);
Shane CHURLA (2/96-3/96);
Mike DONNELLY (10/91-2/95);
Steve KASPER (1/89-3/91);
Bob CARPENTER (10/87-1/89);
Lyle PHAIR (10/85-3/87);
Steve SHUTT (11/84-4/85);
Charlie SIMMER (1/79-10/84);
Pete STEMKOWSKI (10/77-4/78);
Frank ST. MARSEILLE (10/76-1/77);
Mike CORRIGAN (10/71-10/76);
Doug ROBINSON (10/70-4/71);
Bryan CAMPBELL (1969-70);
Gary CROTEAU (1969-70);
Lowell MACDONALD (10/67-3/69).

12 **Marian GABORIK (3/14-present);**
Simon GAGNE (10/11-2/13);
Andrei LOKTIONOV (10/10-4/11);
Randy JONES (11/09-4/10);
Patrick O'SULLIVAN (10/06-3/09);
Esa PIRNES (10/03-4/04);
Ken BELANGER (10/01-4/03);
Marko TUOMAINEN (10/99-3/01);
Olli JOKINEN (11/98-4/99);
Roman VOPAT (11/96-4/98);
Kevin TODD (3/94-4/96);
Jimmy CARSON (1/93-1/94);
Sylvain COUTURIER (12/88-12/91);
Paul GUAY (12/87-3/88, 10/88);
Craig DUNCANSON (10/87);
Morris LUKOWICH (12/85-4/87);
Paul GUAY (10/85-12/85);
Carl MOKOSAK (11/84-3/85);
Steve CHRISTOFF (10/83-3/84);
Dean HOPKINS (10/79-4/83);
Hartland MONAHAN (1977-78);
Gene CARR (1973-74 to 1977-78);
Jimmy PETERS (1971-72 to 1973-74);
Mike BYERS (1971-72);
Brian CARLIN (1971-72);
Larry MICKEY (10/70-4/71);
Skip KRAKE (1969-70);
Garry MONAHAN (1969-70);
Dennis HEXTALL (1969-70);
Gord LABOSSIERE (1967-69);
Brian SMITH (1967-68);
Bryan CAMPBELL (1967-68).

13 **Kyle CLIFFORD (10/10-present);**
John ZEILER (10/08-4/09);
Michael CAMMALLERI (11/03-4/08);
Robert LANG (10/92-4/96).

14 Tom GILBERT (10/16-2/17);
Justin WILLIAMS (3/09-4/15);
Mattias NORSTROM (10/96-2/07);
Gary SHUCHUK (2/93-4/96);
Kyosti KARJALAINEN (1/92-3/92);
Gordie WALKER (12/89);
Tony GRANATO (1/89-4/89);
Dave PASIN (12/88-1/89);
Jim HOFFORD (10/88);
Bob BOURNE (10/86-4/88);
Len HACHBORN (12/85-2/86);
Bob MILLER (10/84-4/85);
Billy HARRIS (2/84-3/84);
Kevin LAVALLEE (10/83);
Blair BARNES (3/83);
Phil SYKES (3/83);
Brian MACLELLAN (1/83);
Scott GRUHL (12/82);
Al SIMS (12/82);
Pierre GIROUX (12/82);
Dave GANS (11/82);
Phil SYKES (11/82);
Greg TERRION (10/80-4/82);
Syl APPS JR. (10/77-4/80);
Dave SCHULTZ (10/76-10/77);
Frank ST. MARSEILLE (1972-73 to 1975-76);
Phil HOENE (1972-73);
Lucien GRENIER (10/70-4/72);
Larry CAHAN (1968-69).

15 **Andy ANDREOFF (10/14-present);**
Brad RICHARDSON (10/08-6/13);
Brady MURRAY (9/07-10/07);
Jamie LUNDMARK (1/07-4/07);
Jeff COWAN (10/05-12/06);
Jozef STUMPEL (10/03-4/04);
Ted DONATO (3/02);
Jozef STUMPEL (10/97-10/01);
Jaroslav MODRY (3/96-4/97);
Pat CONACHER (10/92-2/96);
Randy GILHEN (10/91-12/91);
Chris KONTOS (3/89-4/90);
Tim TOOKEY (10/88);
Bryan ERICKSON (12/85-12/88);
Dave GANS (10/85);
Kevin LAVALLEE (11/84);
Daryl EVANS (3/82-11/84);
Andre ST. LAURENT (12/81-2/82);
Bobby SHEEHAN (11/81);
Bernie NICHOLLS (11/81);
Andre ST. LAURENT (10/79-4/81);
Danny GRANT (1/78-4/79);
Steve CLIPPINGDALE (1976-77);
Jim MOXEY (1976-77);
Juha WIDING (1969-70 and 3/70-1/77);
Ted IRVINE (10/67-2/70).

KINGS ALL-TIME UNIFORM NUMBERS

16 **MARCEL DIONNE (10/75-3/87) Number Retired November 8, 1990;**
Bill LESUK (1/72-4/74);
Eddie JOYAL (10/67-1/72).

17 Milan LUCIC (10/15-4/16);
Daniel CARCILLO (10/13-1/14);
Ethan MOREAU (10/11-12/11);
Wayne SIMMONDS (10/08-4/11);
Lubomir VISNOVSKY (1/01-4/08);
Tomas VLASAK (10/01-11/01);
Nelson EMERSON (3/00-4/00);
Bob CORKUM (12/99-3/00);
Matt JOHNSON (10/96-4/99);
Jari KURRI (10/91-3/96);
Jim THOMSON (1/91-3/91);
Brian WILKS (12/88);
Bob LOGAN (12/88);
Jimmy CARSON (10/86-4/88);
John Paul KELLY (10/80-4/86);
Tommy WILLIAMS (11/73-4/79);
Dan MALONEY (1972-73);
Bill FLETT (1970-71 to 1971-72);
Mike CORRIGAN (1969-70);
Bill FLETT (1967-68 to 1969-70).

18 **DAVE TAYLOR (10/77-4/94) Number Retired April 3, 1995;**
Bob BERRY (10/70-4/77);
Jimmy PETERS (1969-70 to 1970-71).

19 Jordan WEAL (10/15-1/16);
Kevin WESTGARTH (10/10-1/13);
Kyle CALDER (9/07-4/09);
Sean AVERY (3/03-2/07);
Nelson EMERSON (10/01-4/02);
Bob CORKUM (3/00-2/01);
Len BARRIE (11/99-3/00);
Russ COURTNALL (11/97-4/99);
Jeff SHEVALIER (1/97-4/97);
John DRUCE (11/93-3/96);
Jim THOMSON (12/92-1/93);
Larry ROBINSON (10/89-4/92);
Jim FOX (10/80-11/88);
Butch GORING (1970-71 to 3/80);
Howie MENARD (1967-68 to 1968-69);
Mike CORRIGAN (1967-68);
Brian KILREA (1967-68).

20 **LUC ROBITAILLE (10/97-5/01 and 10/03-4/06) Number Retired January 20, 2007;**
Ray FERRARO (3/96-4/97);
Steve LAROUCHE (2/96);
LUC ROBITAILLE (10/86-4/94);
Larry PLAYFAIR (2/86-4/86);
Mark HARDY (10/80-4/85);
Brad SELWOOD (1979-80);
Don HOWSE (1979-80);
Scott GARLAND (1978-79);
Bob PULFORD (10/70-4/72);
Dick DUFF (1/70-4/70);
Ron ANDERSON (1968-69);
Gord LABOSSIERE (1967-68).

21 **Nick SHORE (10/15-present);**
Matt FRATTIN (10/13-3/14);
Scott PARSE (10/10-6/12);
Denis GAUTHIER (10/08-4/09);
Brian WILLSIE (10/06-4/08);
John TRIPP (10/03-4/04);
Bryan SMOLINSKI (10/99-3/03);
Josh GREEN (10/98-4/99);
Olli JOKINEN (10/97);
Kai NURMINEN (10/96-4/97);
Tony GRANATO (10/90-4/96);
Barry BECK (10/89-3/90);
Wayne MCBEAN (10/87-2/88);
Bob CARPENTER (3/87-4/87);
Peter DINEEN (3/87);
Glen CURRIE (3/86-4/86);
Anders HAKANSSON (10/83-2/86);
Rick BLIGHT (12/82-1/83);
Dave MORRISON (11/82-12/82);
Scott GRUHL (12/81);
Glenn GOLDUP (10/76-10/81);
Dennis ABGRALL (1975-76);
Phil HOENE (1973-74 to 1974-75);
Serge BERNIER (1971-72 to 1972-73);
Al MCDONOUGH (1971-72);
Matt RAVLICH (1969-70 to 1970-71);
Bill WHITE (10/67-2/70).

22 **Trevor LEWIS (10/10-present);**
Jeff HALPERN (3/10-4/10);
Brian BOYLE (2/08-4/09);
Joe PISKULA (3/07-4/07);
Shay STEPHENSON (3/07);
Jason WARD (2/07-3/07);
Craig CONROY (10/05-1/07);
Ian LAPERRIERE (3/96-4/04);
Rick TOCCHET (3/95-1/96);
Charlie HUDDY (10/91-2/95);
Bob HALKIDIS (1/90-3/91);
Ken BAUMGARTNER (1/88-11/89);
Glen CURRIE (12/87);
Dave WILLIAMS (3/85-10/87);
Steve SEGUIN (10/84);
Warren HOLMES (11/82-4/83);
Dean JENKINS (10/83);
Pierre GIROUX (10/82);
Steve JENSEN (10/78-2/82);
Gary SARGENT (10/75- 4/78);
Barry LONG (1971-72 to 1973-74);
Jean POTVIN (1971-72);
Al MCDONOUGH (1970-71);
Bryan CAMPBELL (1968-69 and 1969-70);
Marc DUFOUR (1968-69);
Gerry FOLEY (1968-69);
Billy INGLIS (1967-68 and 1968-69);
Mike CORBETT (4/68);
Jim ANDERSON (1967-68).

23 **Dustin BROWN (10/03-present);**
Craig JOHNSON (2/96-4/03);
Phil CROWE (11/93-4/94);
Corey MILLEN (12/91-6/93);
Mike DONNELLY (11/90-3/91);
Keith CROWDER (10/89-4/90);
Igor LIBA (12/88-4/89);
Larry PLAYFAIR (10/86-10/88);
Bob MONGRAIN (3/86);
Doug SMITH (10/81-1/86);
Don LUCE (1980-81);
Kevin SCHAMEHORN (1980-81);
Barry GIBBS (1979-80);
Nick BEVERLEY (1978-79);
Randy HOLT (12/78-4/79);
Neil KOMADOSKI (10/72-4/78);
Jim STANFIELD (1971-72);
Jean POTVIN (1970-71);
Eddie SHACK (1969-70 to 1970-71);
Gary CROTEAU (1968-69);
Doug ROBINSON (1967-68 and 1968-69).

24 **Derek FORBORT (10/16-present);**
Colin FRASER (10/11-6/14);
Alexander FROLOV (10/02-4/10);
Adam MAIR (3/01-4/02);
Lubomir VISNOVSKY (10/00-1/01);
Nathan LAFAYETTE (3/96-3/99);
Michel PETIT (1/95-11/95);
Mark HARDY (3/93-12/93);
Frank BREAULT (10/90-12/92);
Mikko MAKELA (11/89-4/90);
Dale DEGRAY (10/88-4/89);
Jay WELLS (10/79-4/88);
Brian GLENNIE (1978-79);
Don KOZAK (1972-73 to 1977-78);
Neil KOMADOSKI (1971-72);
Mike BYERS (1970-71).

25 Dustin PENNER (3/11-6/13);
Matt MOULSON (10/08-11/08);
Jon KLEMM (11/07-4/08);
Noah CLARKE (11/06-4/07);
Eric BELANGER (10/00-4/06);
Kevin STEVENS (1/96-4/97);
Darryl SYDOR (10/92-1/96);
Jim THOMSON (10/91-4/92);
Petr PRAJSLER (10/87-3/90);
Dave LANGEVIN (2/87-4/87);
Peter DINEEN (12/86);
Craig DUNCANSON (4/86);
Mark HARDY (12/85);
Dan BRENNAN (3/84-10/85);
Ken HOUSTON (10/83-2/84);

ALL-TIME RECORDS

KINGS ALL-TIME UNIFORM NUMBERS

Dave LEWIS (10/80-4/83);
Don HOWSE (1979-80);
Darryl EDESTRAND (1977-78 and 1978-79);
Larry CARRIERE (1977-78);
Randy ROTA (1973-74);
Harry HOWELL (1970-71);
Leon ROCHEFORT (1969-70).

26 **Nic DOWD (10/16-present);**
Slava VOYNOV (11/11-10/14);
Michal HANDZUS (9/07-4/11);
Marty MURRAY (11/06-1/07);
Trent KLATT (10/03-4/04);
Joe CORVO (12/03-4/03);
Randy ROBITAILLE (10/01-12/01);
Rich BRENNAN (12/00-5/01);
Ray FERRARO (10/97-4/99);
Chris MARINUCCI (2/97);
Philippe BOUCHER (2/95-4/96);
Brian MCREYNOLDS (3/94-4/94);
Marc FORTIER (2/93);
Peter AHOLA (10/91-11/92);
Mike KRUSHELNYSKI (10/88-11/90);
John ENGLISH (3/88-4/88);
Craig DUNCANSON (3/88);
Brian WILKS (3/86);
Al TUER (11/85-3/86);
Brian WILKS (3/85);
Wes JARVIS (10/83-3/84);
Steve BOZEK (10/81-4/83);
Dave MORRISON (1980-81);
Dave LEWIS (3/80-4/80);
Mark HARDY (1979-80);
Mark HEASLIP (1978-79);
Charlie SIMMER (1977-78);
Steve SHORT (1977-78);
Russ WALKER (1976-77 and 1977-78).

27 **Alec MARTINEZ (10/11-present);**
Alexei PONIKAROVSKY (10/10-4/11);
Kyle QUINCEY (10/08-4/09);
Scott THORNTON (10/06-4/08);
Joe CORVO (10/03-4/04);
Erik RASMUSSEN (1/03-4/03);
Jaroslav BEDNAR (3/02-11/03);
Glen MURRAY (3/97-10/02);
John SLANEY (1/96-1/97);
Dave THOMLINSON (2/94 –4/95);
Marc POTVIN (1/93-10/93);
Jim HILLER (10/92-1/93);
John TONELLI (10/88-4/91);
Lyle PHAIR (1/88-4/88);
Joe PATERSON (12/85-1/88);
Brian MACLELLAN (10/83-12/85);
Rick CHARTRAW (1/82-1/83);
John GIBSON 1980-81);
Garry UNGER (1980-81);
Rick HAMPTON (1978-79 and 1979-80);
Lorne STAMLER (1976-77 and 1977-78);
Dan MALONEY (1972-73 to 1974-75).

28 Jarret STOLL (10/08-4/15);
Matt MOULSON (11/07-4/08);
Oleg TVERDOVSKY (10/06-2/07);
Adam DEADMARSH (2/01-4/04);
Steven REINPRECHT (4/00-2/01);
Bill HUARD (12/99);
Jason PODOLLAN (3/99);
Steve DUCHESNE (10/98-3/99);
Philippe BOUCHER (10/96-4/98);
Eric LACROIX (1/95-4/96);
Guy LEVEQUE (11/92-4/94);
Steve DUCHESNE (10/86-4/91);
Rick LAPOINTE (10/84-12/86);
Fred BARRETT (3/84);
Mike HEIDT (10/83);
Ulf ISAKSSON (10/82-2/83);
Warren HOLMES (2/82);
Paul MULVEY (1/82);
John GIBSON (10/81-11/81).

29 John ZEILER (11/10-4/11);
Jeff GIULIANO (12/07-4/08);
Tom KOSTOPOULOS (10/05-4/07);
Brad CHARTRAND (10/99-4/04);
Sean PRONGER (2/99-3/99);
Eric LACROIX (10/98-2/99);
Roman VOPAT (10/98);
Steve FINN (11/95-4/97);
Chris SNELL (2/95-5/95);
Donald DUFRESNE (3/94-4/94);
Lonnie LOACH (10/92-6/93);
Jay MILLER (2/89-4/92);
Mark FITZPATRICK (11/88-2/89);
Al JENSEN (2/87-3/87);
Glenn HEALY (11/85);
Gary LASKOSKI (10/82-12/84);
Al SIMS (3/82);
Mike BLAKE (3/82);
Jim RUTHERFORD (1980-81);
Don WADDELL (1980-81);
Billy SMITH (1971-72).

30 **Number Retired February 14, 1985;**
Markus MATTSSON (2/83-3/84);
Mike BLAKE (10/82-1/83);
Doug KEANS (1980-81);
Ron GRAHAME (1978-79 to 1980-81);
ROGIE VACHON (11/71-4/78);
Denis DEJORDY (2/70-11/71);
Gerry DESJARDINS (1968-69 to 1969-70);
Jacques CARON (1967-68);
Terry SAWCHUCK (1967-68).

31 Ben BISHOP (2/17-4/17);
Peter BUDAJ (2/16-2/17);
Martin JONES (12/13-4/15);
Erik ERSBERG (2/08-4/10);
Mathieu GARON (10/05-4/07);
Jared AULIN (12/02-3/04);
Steve PASSMORE (10/00-3/01);
Ryan BACH (10/98-4/99);
Frederic CHABOT (10/97-3/98);
Byron DAFOE (10/95-4/96);
Grant FUHR (2/95-5/95);
Jamie STORR (1/95);
Mario GOSSELIN (10/89-4/90);
Roland MELANSON (1/86-3/89);
Mike BLAKE (11/84);
Marco BARON (1/84-3/84);
Doug KEANS (1979-80 to 1980-81);
Gary SIMMONS (1976-77 and 1977-78).

32 **Jonathan QUICK (12/07-present);**
Barry BRUST (11/06);
Roman CECHMANEK (10/03-4/04);
Derek ARMSTRONG (10/03-4/03);
Stu GRIMSON (10/00-5/01);
Manny LEGACE (10/98-4/99);
J.C. BERGERON (1996-97);
Kelly HRUDEY (2/88-4/96);
Dan GRATTON (2/88);
Tim TOOKEY (10/87-1/88);
Paul PAGEAU (1980-81).

33 Willie MITCHELL (10/10-6/14);
Fredrik MODIN (3/10-4/10);
Kevin WESTGARTH (1/09-4/09);
Jack JOHNSON (3/07-4/07);
Yutaka FUKUFUJI (1/07);
Ziggy PALFFY (10/99-4/04);
Jaroslav MODRY (4/99);
Jan VOPAT (10/96-4/98);
Marty MCSORLEY (10/88-6/93 and 2/94-3/96);
Chris KONTOS (3/88);
Bob KUDELSKI (10/87-12/87).

34 Lauri TUKONEN (4/07-4/08);
Marcel COUSINEAU (11/99-1/01);
Donald AUDETTE (12/98);
Byron DAFOE (10/96-4/97);
Matt JOHNSON (1/95-10/95).

35 Jason LABARBERA (10/05-12/08);
Cristobal HUET (2/03-4/04);
Stephane FISET (10/96-3/02);
Arto BLOMSTEN (3/95-12/95);
Robb STAUBER (3/90 and 10/93-2/95);
Glenn HEALY (10/87-3/89);
Darren ELIOT (10/84-4/87).

36 David VAN DER GULIK (10/14);
Dmitry YUSHKEVICH (11/02-2/03);
Pauli JAKS (1/95);

KINGS ALL-TIME UNIFORM NUMBERS

Daniel BERTHIAUME (10/90-1/92);
Craig DUNCANSON (11/88 and 10/89-11/89).

37 Nick SHORE (1/15-4/15);
Jean-Sebastien AUBIN (9/07-2/08);
Gabe GAUTHIER (3/07-4/07);
Mark PARRISH (3/06-4/06);
Denis GREBESHKOV (12/05-3/06);
Kip BRENNAN (1/02-3/04);
Jason PODOLLAN (4/00-4/01);
Paul DIPIETRO (10/96);
Patrice TARDIF (2/96-4/96);
Dan CURRIE (12/93);
Bob KUDELSKI (10/88-12/92).

38 **Paul LADUE (2/17-present);**
Kevin DALLMAN (10/06-4/08);
Pavol DEMITRA (10/05-4/06);
Denis GREBESHKOV (2/04-4/04);
Chris MCALPINE (10/03-4/03);
Rob VALICEVIC (10/01-11/01);
Eric LAVIGNE (2/95);
Dan GRATTON (10/87).

39 **Adrian KEMPE (2/17-present);**
Dan CLOUTIER (10/06-4/08);
Noah CLARKE (12/03-4/06);
Felix POTVIN (2/01-4/03);
Yanic PERREAULT (3/95);
Hubie MCDONOUGH (10/88-11/90);
Ken HAMMOND (11/87).

40 Matt RYAN (12/05-1/06);
Barry POTOMSKI (1/96-2/97);
Darryl SYDOR (10/91).

41 Raitis IVANANS (10/06-4/10);
Jason ALLISON (10/01-4/04);
Brent GRIEVE (10/96-12/96);
Brandy SEMCHUK (3/93).

42 Tom PREISSING (9/07-3/09);
Tim GLEASON (10/03-4/06);
Mikko ELORANTA (10/01-4/03);
Dan BYLSMA (12/95-4/00);
Dominic LAVOIE (10/93-12/93);
Steve RICHMOND (10/88 and 1/89).

43 Tim JACKMAN (11/06-4/07);
Mike WEAVER (10/05-4/06);
Jon SIM (3/03-3/04);
Philippe BOUCHER (10/98-4/02);
Vitali YACHMENEV (10/95-3/98);
Dave GOVERDE (12/91-11/93).

44 Vincent LECAVALIER (1/16-4/16);
Robyn REGEHR (4/13-4/15);
Davis DREWISKE (2/09-4/13);
Jaroslav MODRY (3/07-2/08);
Lauri TUKONEN (2/07);
Jaroslav MODRY (10/99-4/04);
Dave BABYCH (3/99-4/99);
Yanic PERREAULT (10/95-3/99);
Randy BURRIDGE (4/95-5/95);
John MCINTYRE (11/90-3/93);
Ron DUGUAY (2/88-4/89);
Dan BONAR (2/83-3/83).

45 Jonathan BERNIER (9/07-6/13);
Adam HAUSER (1/06);
Travis SCOTT (12/00-4/03);
Sandy MOGER (10/97-4/98);
Ruslan BATYRSHIN (3/96);
Keith REDMOND (1/93-4/94);
Gordie WALKER (11/88-12/88).

46 Daniel TAYLOR (3/08-4/09);
Mathieu CHOUINARD (2/04-4/04);
Rick HAYWARD (12/90).

47 Trent HUNTER (10/11-4/12);
Corey ELKINS (12/09-4/11);
Ladislav NAGY (9/07-4/08);
Josh GREEN (10/98);
Brad JONES (10/90-3/91).

48 Andrei LOKTIONOV (10/11-2/13);
Andrei LOKTIONOV (11/09-4/10);
Petr KANKO (12/05-1/06);
Mark VISHEAU (11/98-4/99).

49 **Michael MERSCH (12/15-present);**
Brandon SEGAL (11/09-2/10);
Peter HARROLD (11/06-4/07);
Ryan FLINN (1/02-4/06);
Jay MILLER (1/89).

50 Bob JAY (10/93);
Sean MCCOSH (3/92).

51 Jeff TAMBELLINI (11/05-12/05);
Chris SCHMIDT (2/03-3/03);
Scott THOMAS (12/00-4/02);
Justin HOCKING (4/94);
Shawn MCEACHERN (10/93-2/94);
Mikael LINDHOLM (10/89-2/90).

52 Luke SCHENN (1/16-4/16);
Gabe GAUTHIER (12/07-4/09);
Jerred SMITHSON (12/02-4/04);
Jason MORGAN (4/97-4/98);
Dave THOMLINSON (10/93).

53 **Kevin GRAVEL (2/16-present);**
Alec MARTINEZ (10/09-4/11);
Jeff GIULIANO (11/05-4/06);
Jason HOLLAND (10/01-4/04);
Brian MCREYNOLDS (2/94-3/94).

54 Ben SCRIVENS (10/13-1/14);
Teddy PURCELL (1/08-3/10);
Jan NEMECEK (11/98-4/00).

55 Jeff SCHULTZ (5/14-4/16);
Brayden SCHENN (11/09-4/10);
Pavel ROSA (12/98-4/04);
Troy CROWDER (10/94-12/96);
Doug ZMOLEK (2/96);
Darryl WILLIAMS (3/93).

56 Rich CLUNE (2/10-1/13);
Connor JAMES (1/06);
Brent THOMPSON (10/91-4/92).

57 Linden VEY (11/13-6/14);
George PARROS (10/05-4/06);
Steve HEINZE (10/01-4/03);
Sean WHYTE (12/91).

58 Derek BEKAR (10/03-4/03).

61 Trevor LEWIS (12/08-4/10).

62 Scott BARNEY (1/03-4/04).

63 Scott PARSE (10/09-4/10);
Brad NORTON (10/02-3/04);
Rene CHAPDELAINE (10/90-3/92).

67 Nic DOWD (3/16-4/16);
Marc-Andre CLICHE (3/10-9/13).

70 **Tanner PEARSON (5/13-present).**

71 **Jordan NOLAN (2/12-present).**

72 Shane CHURLA (2/96).

73 **Tyler TOFFOLI (3/13-present);**
John ZIELER (2/07-4/08).

74 Dwight KING (11/10-2/17).

76 **Jonny BRODZINSKI (3/17-present).**

77 **Jeff CARTER (2/12-present);**
Ken BELANGER (10/05-11/06);
Rob COWIE (2/95-3/96);
Paul COFFEY (2/92-1/93);
Rod BUSKAS (10/90-10/91);
Garry UNGER (1980-81).

81 Andrew CAMPBELL (4/14);
Craig LAUGHLIN (2/88-4/88).

82 Martin STRAKA (11/03-4/04).

85 Petr KLIMA (10/96).

88 Jarome IGINLA (2/17-4/17).

92 Rick TOCCHET (1/94-3/94).

94 Ryan SMYTH (10/09-4/11).

97 Jeremy ROENICK (10/05-4/06).

99 **WAYNE GRETZKY (10/88-2/96). Number Retired October 9, 2002.**

ALL-TIME RECORDS

KINGS ALL-TIME HOME ATTENDANCE YEAR-BY-YEAR

	REGULAR SEASON			PLAYOFFS			
Season	Games	Attendance	Average	Season	Games	Attendance	Average
1967-68	37	297,394	8,037	1967-68	4	36,640	9,160
1968-69	38	334,482	8,802	1968-69	5	45,039	9,007
1969-70	38	329,135	8,662				
1970-71	39	359,638	9,221				
1971-72	39	338,399	8,677				
1972-73	39	424,456	10,833				
1973-74	39	433,424	11,113	1973-74	2	28,417	14,209
1974-75	40	504,817	12,620	1974-75	2	28,431	14,216
1975-76	40	494,613	12,365	1975-76	4	60,038	15,010
1976-77	40	497,424	12,436	1976-77	5	78,098	15,620
1977-78	40	471,856	11,796	1977-78	1	12,889	12,889
1978-79	40	399,696	9,992	1978-79	1	12,029	12,029
1979-80	40	417,747	10,444	1979-80	2	22,779	11,390
1980-81	40	442,400	11,060	1980-81	2	24,950	12,475
1981-82	40	430,062	10,752	1981-82	4	64,020	16,005
1982-83	40	464,670	11,617				
1983-84	40	419,725	10,493				
1984-85	40	486,624	12,166	1984-85	1	16,005	16,005
1985-86	40	409,240	10,231				
1986-87	40	425,769	10,644	1986-87	2	23,433	11,717
1987-88	40	466,677	11,667	1987-88	2	29,885	14,928
1988-89	40	595,000	14,875	1988-89	6	96,030	16,005
1989-90	40	628,274	15,707	1989-90	5	80,025	16,005
1990-91	40	626,957	15,674	1990-91	6	96,030	16,005
1991-92	40	640,200	16,005	1991-92	3	48,015	16,005
1992-93	*42	661,456	15,749	1992-93	11	176,055	16,005
1993-94	**42	652,231	15,529				
1994-95	24	369,548	15,398				
1995-96	41	555,605	13,551				
1996-97	41	504,190	12,297				
1997-98	41	533,800	13,020	1997-98	2	32,010	16,005
1998-99	41	524,599	12,795				
1999-00	41	677,264	16,519	1999-00	2	36,236	18,118
2000-01	41	658,340	16,057	2000-01	6	110,868	18,478
2001-02	41	687,002	16,756	2001-02	3	55,468	18,489
2002-03	41	720,186	17,566				
2003-04	41	732,958	17,857				
2004-05	DNP — LOCKOUT						
2005-06	41	730,642	17,821				
2006-07	41	657,383	16,473				
2007-08	***41	680,879	16,607				
2008-09	41	676,042	16,489				
2009-10	41	709,853	17,313	2009-10	3	54,873	18,291
2010-11	41	741,404	18,083	2010-11	3	54,568	18,189
2011-12	****41	734,736	17,920	2011-12	9	166,754	18,528
2012-13	24	436,295	18,179	2012-13	9	165,718	18,413
2013-14	*****41	779,734	19,018	2013-14	12	221,737	18,478
2014-15	41	748,920	18,266				
2015-16	41	749,234	18,274	2015-16	3	55,287	18,429
2016-17	41	747,858	18,240				
TOTALS	**1,941**	**27,008,838**	**13,915**		**120**	**1,932,327**	**16,103**

*Includes a neutral site game played in Phoenix, AZ on Dec. 8, 1992 (Attendance: 12,272).
**Includes a neutral site game played in Sacramento, CA on April 3, 1994 (Attendance: 10,363).
***Includes a neutral site game played in London, England on Sept. 29, 2007 (Attendance: 17,551).
****Includes two neutral site games in Europe (Stockholm, Oct. 7, 2011: Attend: 13,800; Berlin, Oct. 8, 2011: Attend: 14,300).
*****Includes Stadium Series game vs. Anaheim at Dodger Stadium on Jan. 25, 2014 (Attendance: 54,099).

Notes: Best average attendance at STAPLES Center, one season = 18,274 (41 dates; 2015-16 season).
Most STAPLES Center sellouts, one season = 41 (2016-17, 2015-16 and 2014-15 seasons).
Largest regular season crowd to attend a game at STAPLES Center = 18,743 (Dec. 27, 2003).
Best average playoff attendance at STAPLES Center, one playoff season = 18,528 (9 dates; 2011-12 season).
Largest playoff crowd in team history at STAPLES Center = 18,867 (June 6, 2012).
^ Most consecutive regular season sellouts at STAPLES Center = 213 (A club record; Dec. 3, 2011 through April 9, 2017).
^ Most consecutive sellouts at STAPLES Center including playoffs = 246 (A club record; Dec. 3, 2011 through April 9, 2017).

^ Active Streak

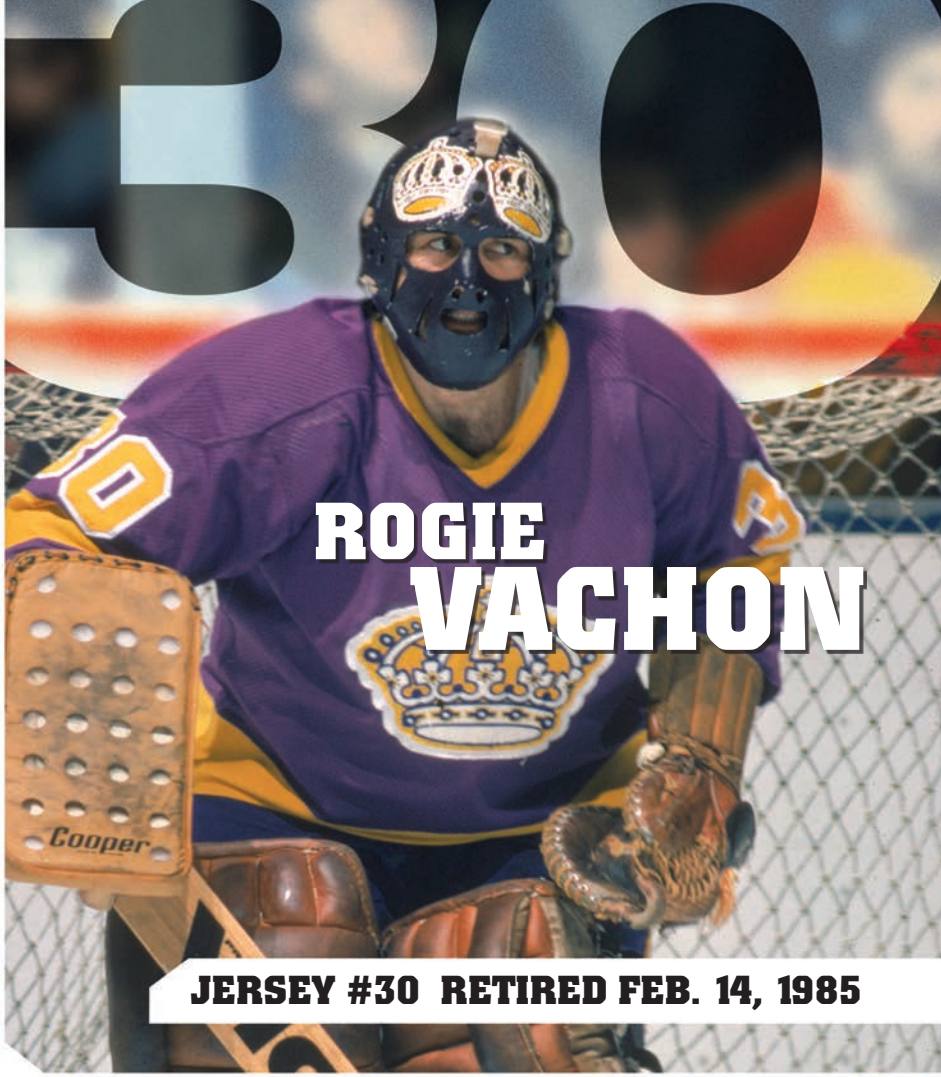

JERSEY #30 RETIRED FEB. 14, 1985

One of hockey's great goaltenders during his illustrious 16-year NHL career, Rogie Vachon became the first player to have his number retired by the Kings when he was honored on February 14, 1985. He was also the latest King to be honored at the Hockey Hall of Fame when he received his long-awaited induction (November, 2016).

Vachon spent seven seasons (1971-72 to 1977-78) with the Kings as a player, putting an indelible mark on the club's record book. He ranks second (to Jonathan Quick) all-time among Kings netminders in games played (389), wins (171) and shutouts (32). Perhaps his greatest season wearing the Forum purple and gold was 1974-75 as Vachon posted a 27-14-13 record (including six shutouts) and a 2.24 goals-against-average. The Hockey News rewarded Vachon by naming him the NHL Player of the Year.

After Vachon ended his playing career during the 1981-82 season he returned to the Kings as an Assistant Coach. On January 30, 1984, Vachon was named General Manager of the Kings, a post he held for eight-plus seasons.

MARCEL DIONNE

JERSEY #16 RETIRED NOV. 8, 1990

Marcel Dionne was the King of the Kings during his 12 seasons in Los Angeles. He had his No. 16 retired in 1990.

The 1975 acquisition of Dionne brought Kings fans a player who performed offensive magic like no King before. In his second Kings season Dionne became the first player in club history to score 50-plus goals (53) and record 100-plus points (122).

Dionne's greatest glory as a King came as a member of the "Triple Crown Line." Centering a line with Dave Taylor and Charlie Simmer during the late 1970s and early 1980s, Dionne posted the biggest numbers of his career.

Before a 1987 trade sent Dionne to the Rangers he set Kings career scoring records that still stand: 757 assists and 1,307 points. Upon Dionne's retirement, his career scoring accomplishments (731 goals, 1,040 assists and 1,771 points) were third all-time, trailing Wayne Gretzky and Gordie Howe.

Dionne – who ranks in the Top 10 all-time in NHL history in points (sixth), goals (fifth) and assists (10th) – was inducted into the Hockey Hall of Fame in 1992. In 2017 he was named one of the NHL's 100 greatest players of all-time.

DAVE TAYLOR

JERSEY #18 RETIRED APR. 3, 1995

No player in the history of the Kings ever wore the uniform with more distinction and class than Dave Taylor. For 17 seasons, Taylor gave his all, both on and off the ice, receiving All-Star status for his outstanding play. He was rewarded with the retirement of his jersey on April 3, 1995.

Taylor served in a variety of front office positions with the Kings including the position of President, Hockey Operations/General Manager. In the GM position he served nine seasons, which is third longest mark all-time with the franchise.

The Kings 15th round selection in the 1975 NHL Draft, he hooked up with a center named Marcel Dionne who helped ignite Taylor's career. As a member of the renowned "Triple Crown Line" with Dionne and left wing Charlie Simmer, Taylor became a prolific scorer who also packed a fearsome check. Before retiring at the end of the 1993-94 season, Taylor played in 1,111 games and recorded 431 goals, 638 assists and 1,069 points.

In 1991, the NHL honored Taylor's contributions to hockey and the community by awarding him both the Masterton and King Clancy trophies.

WAYNE GRETZKY

JERSEY #99 RETIRED OCT. 9, 2002

When the Kings acquired Wayne Gretzky in 1988 from Edmonton, hockey changed forever. His career as a King came full-circle in 2002 when the Kings officially retired No. 99.

The arrival of "The Great One" brought credibility and notoriety to the Kings. Sellout crowds became the norm at the Forum and the glitz and glamour of Hollywood quickly followed.

Gretzky – the greatest scorer in the history of the NHL with 2,857 points – played eight seasons in Los Angeles during which he won the NHL's scoring title (Art Ross Trophy) on three occasions; was named the league's Most Valuable Player (Hart Memorial Trophy) once; and he helped lead the Kings to the Stanley Cup Final in 1993 for the first time.

Fourth on the Kings all-time scoring list, Gretzky recorded 918 points (246-672=918) in 539 games as a King. Some of his more memorable highlights as a King include October 15, 1989, when he became the NHL's all-time leading scorer, and March 23, 1994, when he became the NHL's all-time leading goal scorer.

LUC ROBITAILLE

JERSEY #20 RETIRED JAN. 20, 2007

Probably the most popular player in Kings history, Luc Robitaille had his No. 20 retired on January 20, 2007. He is also a member of the Hockey Hall of Fame and in 2017 he was selected as one of the NHL's 100 greatest players of all time.

The highest scoring left wing in NHL history, Robitaille's accomplishments with the Kings are nearly unmatched, including the most goals ever by a King. He played 14 of his 19 NHL seasons with the Kings and his prolific scoring touch, on-ice determination and will to win is unrivaled.

But it is Robitaille's true and genuine passion for the game that helped elevate him into a unique grouping of athletes in this community. Robitaille has been as active off the ice as he was on the ice, promoting the sport of hockey in numerous charitable endeavors.

Following his retirement as a player, Robitaille was named President of Business Operations for the Kings. His day-to-day work helps give the Kings tremendous leadership and his tenure has seen the franchise achieve numerous records on the business side of the hockey club, and he currently oversees all aspects of the organization as President.

ROB BLAKE

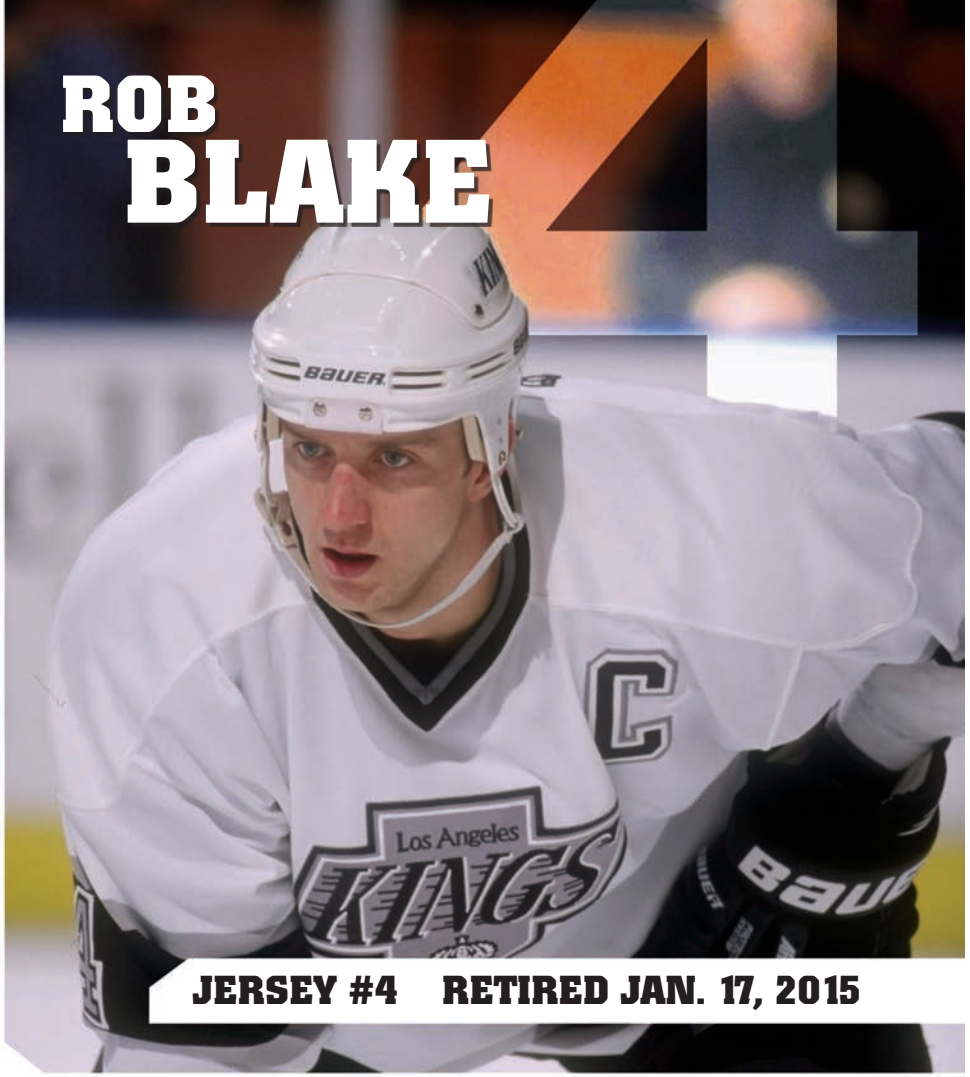

JERSEY #4 RETIRED JAN. 17, 2015

Former Kings captain/defenseman and current club executive (Vice President and General Manager) Rob Blake had his No. 4 jersey retired by the Kings as part of a special pregame ceremony at STAPLES Center in 2015.

Blake – who was also inducted into the Hockey Hall of Fame in 2014 – is the all-time leader in games played, goals, assists and points by a Kings defenseman. He played 14 of his 20 NHL seasons with the Kings (1990-01 and 2006-08) and he served as the Kings captain from 1996-01 and again in 2007-08 (six total seasons).

Blake was originally selected by the Kings in the fourth round (70th overall) of the 1988 NHL Entry Draft. A native of Simcoe, Ontario, Blake played college hockey at Bowling Green State University. He made his NHL debut with the Kings during the 1989-90 season and his final game came in the 2010 postseason with San Jose.

In all he recorded 777 points (240-537=777) in 1,270 regular season games, while in 146 playoff games he registered 73 points (26-47=73).

KINGS IN THE HOCKEY HALL OF FAME

The LA Kings organization is well represented at the Hockey Hall of Fame in Toronto. The following are players, broadcasters, builders and staff members who played or worked for the Kings organization during their Hall of Fame hockey careers:

PLAYERS		YEARS	HHOF INDUCTION
Terry Sawchuk	LA Kings	1967-68	1971
Harry Howell	LA Kings	1970-73	1979
Bob Pulford	LA Kings	1970-72	1991
Marcel Dionne	LA Kings	1975-87	1992
Steve Shutt	LA Kings	1984-85	1993
Billy Smith	LA Kings	1971-72	1993
Larry Robinson	LA Kings	1989-92	1995
Wayne Gretzky	LA Kings	1988-96	1999
Jari Kurri	LA Kings	1991-96	2001
Grant Fuhr	LA Kings	1994-95	2003
Paul Coffey	LA Kings	1991-93	2004
Larry Murphy	LA Kings	1980-84	2004
Dick Duff	LA Kings	1969-71	2006
Luc Robitaille	LA Kings	1986-94; 1997-01; 2003-06	2009
Rob Blake	LA Kings	1989-01; 2006-08	2014
Rogie Vachon	LA Kings	1971-78	2016
BROADCASTERS (FOSTER HEWITT MEMORIAL AWARD)			
Jiggs McDonald	LA Kings	1967-72	1990
Bob Miller	LA Kings	1973-17	2000
Nick Nickson	LA Kings	1981-present	2015
BUILDERS			
Jake Milford	LA Kings (general manager)	1973-77	1984
Roger Neilson	LA Kings (coach)	1983-84	2002
Pat Quinn	LA Kings (coach)	1984-87	2016
TRAINERS (PHATS/SPHEM HALL OF FAME)			
Peter Demers	LA Kings (trainer)	1972-06	2007
Mark O'Neill	LA Kings (trainer)	1979-93	2016
In addition, these members of the Kings Family are also Hall of Famers:			
Red Kelly	LA Kings (coach)	1967-69	1969
Brian Kilrea	LA Kings (player)	1967-68	2003
Cammi Granato	LA Kings (broadcaster)	1998-99	2010

KINGS HALL OF FAME

Rob Blake, Marcel Dionne, Butch Goring, Wayne Gretzky, Luc Robitaille, Dave Taylor, Rogie Vachon, Peter Demers and Bob Miller are the members of the Los Angeles Kings Hall of Fame.

Rob Blake

Marcel Dionne

Butch Goring

Wayne Gretzky

Luc Robitaille

Dave Taylor

Rogie Vachon

Peter Demers

Bob Miller

LA KINGS ALUMNI ASSOCIATION PRESENTED BY TOYOTA

As proud members of the Los Angeles Kings' extended family, the Los Angeles Kings Alumni Association's goal is to work in cooperation with the Kings Hockey Development department as well as support the efforts of the Kings Care Foundation.

Their main focus is on providing assistance to local youth and adult hockey programs and emphasizing teaching both the physical and mental fundamentals of hockey, along with developing teamwork and a positive attitude.

Some of the programs the Alumni Association participates in include LA Kings Youth Hockey Camps, Kings Adult Fantasy Camp, and Local Player Clinics and Workshops, Tip-A-King, the Los Angeles Kings Golf Tournament, the Annual Rivalry No Limit Hold'em Charity Poker Tournament presented by San Manuel Indian Bingo & Casino, Sunset Sip hosted by Jim Fox, and Taste of the South Bay.

In addition, the following Kings "alums" have been recognized as part of the franchise's Legends Night series presented by McDonald's: Rogie Vachon, Bob Berry, Bob Pulford, Bernie Nicholls, Daryl Evans, Charlie Simmer, Kelly Hrudey, Ian Laperriere, Jay Wells, Jim Fox, Larry Murphy, Barry Melrose, Tony Granato, Luc Robitaille, Mike Donnelly, Jimmy Carson, Nick Nickson, Tomas Sandstrom, Jari Kurri and a special reunion featuring the Miracle on Manchester goal-scorers.

The Alumni Association strives to be ambassadors for the Los Angeles Kings and its Community-related endeavors as well as for the great game of hockey.

Follow the LA Kings Alumni Association presented by Toyota on Facebook. (**facebook.com/LAKingsAlumniAssociation**)

ALL-TIME RECORDS

KINGS ALL-TIME MISCELLANEOUS

(All numbers entering the 2017-18 season)

A total of 631 players have appeared in at least one game for the LA Kings (629 during the regular season). Below are numerical breakdowns of these players.

By Country

445 Canadian born players have played for the Kings
100 American born players have played for the Kings
16 Finnish born players have played for the Kings
16 Czech born players have played for the Kings
12 Swedish born players have played for the Kings
11 Russian born players have played for the Kings
11 Slovakian born players have played for the Kings
4 Ukrainian born players have played for the Kings
3 English born players have played for the Kings
2 German born players have played for the Kings
2 Swiss born players have played for the Kings
1 Brazilian born player has played for the Kings
1 Danish born player has played for the Kings
1 French born player has played for the Kings
1 Japanese born player has played for the Kings
1 Kazakhstani born player has played for the Kings
1 Latvian born player has played for the Kings
1 Slovenian born player has played for the Kings
1 South Korean born player has played for the Kings
1 Venezuelan born player has played for the Kings

By Canadian Province

212 players born in Ontario have played for the Kings
66 players born in Quebec have played for the Kings
55 players born in Alberta have played for the Kings
39 players born in British Columbia have played for the Kings
30 players born in Saskatchewan have played for the Kings
26 players born in Manitoba have played for the Kings
7 players born in Nova Scotia have played for the Kings
6 players born in Newfoundland have played for the Kings
3 players born in New Brunswick have played for the Kings
1 player born in Prince Edward Island has played for the Kings

By U.S. State

28 players born in Minnesota have played for the Kings
18 players born in Massachusetts have played for the Kings
16 players born in Michigan have played for the Kings
8 players born in New York have played for the Kings
7 players born in Illinois have played for the Kings
5 players born in Ohio have played for the Kings
2 players born in California have played for the Kings
2 players born in Colorado have played for the Kings
2 players born in New Hampshire have played for the Kings
2 players born in North Dakota have played for the Kings
2 players born in Pennsylvania have played for the Kings
2 players born in Wisconsin have played for the Kings
1 player born in Alabama has played for the Kings
1 player born in Connecticut has played for the Kings
1 player born in Indiana has played for the Kings
1 player born in Rhode Island has played for the Kings
1 player born in Utah has played for the Kings
1 player born in Washington, DC has played for the Kings

By NHL Draft Round

102 First Round Draft Selections have played for the Kings (4 First overall picks)
79 Second Round Draft Selections have played for the Kings
69 Third Round Draft Selections have played for the Kings
51 Fourth Round Draft Selections have played for the Kings
45 Fifth Round Draft Selections have played for the Kings
39 Sixth Round Draft Selections have played for the Kings
22 Seventh Round Draft Selections have played for the Kings
19 Eighth Round Draft Selections have played for the Kings
25 Ninth Round Draft Selections have played for the Kings
5 Tenth Round Draft Selections have played for the Kings
9 players selected in Rounds 11-15 have played for the Kings
*166 Undrafted players have played for the Kings

Amateur Path

221 players played in the American Hockey League
219 players went through junior hockey*
95 players went through college**
59 players played in the International Hockey League
28 players went through European Professional hockey
10 players played in college and junior hockey

*209 players played only junior hockey
**85 players played only college hockey

Miscellaneous

111 players have played for only the Kings in the NHL

17 players have experienced multiple stints with the Kings: Rob Blake, Jimmy Carson, Jeff Chychrun, Mike Corrigan, Steve Duchesne, Garry Galley, Mark Hardy, Billy Harris, Dean Kennedy, Eric Lacroix, Marty McSorley, Jaroslav Modry, Sean O'Donnell, Teddy Purcell, Luc Robitaille#, Rob Scuderi, Jozef Stumpel.

Luc Robitaille is the only player on this list to have played for the Kings on three different occasions.

For more information, contact a member of the Kings Communications Department…Information compiled by the Kings Communications and Heritage Departments… Sources: NHL.com, Hockey-Reference.com, HockeyDB.com, EliteProspects.com.

THE PLAYOFFS

ALL-TIME TOP TEN

Defenseman Points

1	Rob Blake	494
2	**Drew Doughty**	362
3	Steve Duchesne	315
4	Mark Hardy	303
5	Lubomir Visnovsky	279
6	Marty McSorley	234
7	Larry Murphy	207
8	Jay Wells	177
9	Bob Murdoch	171
10	Jaroslav Modry	164

KINGS 1968 PLAYOFF YEAR IN REVIEW

Quarterfinals Series vs. Minnesota (Lost 3-4)

SCORING

PLAYER	GP	G	A	PTS	PIM	PPG	SHG
Doug Robinson	7	4	3	7	0	0	0
Lowell MacDonald	7	3	4	7	2	1	0
Gord Labossiere	7	2	4	6	24	0	0
Eddie Joyal	7	4	1	5	2	3	0
Howie Menard	7	0	5	5	24	0	0
Bill White	7	2	2	4	4	0	0
Ted Irvine	6	1	2	3	2	0	0
Bill Flett	7	1	2	3	8	0	0
Howie Hughes	7	2	0	2	0	1	0
Real Lemieux	7	1	1	2	0	0	0
Dave Amadio	7	0	2	2	8	0	0
Terry Gray	7	0	2	2	10	0	0
Mike Corbett	2	0	1	1	2	0	0
Poul Popiel	3	1	0	1	4	0	0
Dale Rolfe	7	0	1	1	14	0	0
Bob Wall	7	0	1	1	0	0	0
Wayne Rutledge	3	0	0	0	0	0	0
Terry Sawchuk	5	0	0	0	0	0	0
Brent Hughes	7	0	0	0	10	0	0
Brian Smith	7	0	0	0	0	0	0
Team PIM					2		
Team Totals	**7**	**21**	**31**	**52**	**116**	**5**	**0**

GOALTENDER	GP	MIN	GA	SO	SA	S%	AVG	W-L
Terry Sawchuk	5	280	18	1	139	.871	3.86	2-2
Wayne Rutledge	3	149	8	0	73	.890	3.22	1-2
Team Totals	**7**	**429**	**26**	**1**	**212**	**.877**	**3.64**	**3-4**

KINGS 1969 PLAYOFF YEAR IN REVIEW

Quarterfinals Series vs. Oakland (Won 4-3)
Semifinals Series vs. St. Louis (Lost 0-4)
TOTALS FOR 1969 (4-7)

SCORING

PLAYER	GP	G	A	PTS	PIM	PPG	SHG
Bill Flett	11	3	4	7	11	1	0
Ted Irvine	11	5	1	6	7	1	0
Eddie Joyal	11	3	3	6	0	1	0
Gary Croteau	11	3	2	5	8	1	0
Howie Menard	11	3	2	5	12	1	0
Lowell MacDonald	8	2	3	5	0	0	1
Bill White	11	1	4	5	8	0	0
Brent Hughes	11	1	3	4	37	0	0
Real Lemieux	11	1	3	4	10	1	0
Dale Rolfe	10	0	4	4	8	0	0
Bryan Campbell	6	2	1	3	0	0	1
Billy Inglis	11	1	2	3	4	0	0
Larry Cahan	11	1	1	2	22	0	0
Bob Wall	8	0	2	2	0	0	0
Jimmy Peters	11	0	2	2	4	0	0
Skip Krake	6	1	0	1	15	0	0
Dave Amadio	9	1	0	1	10	0	0
Gerry Desjardins	9	0	1	1	0	0	0
Jacques Lemieux	1	0	0	0	0	0	0
Ron Anderson	4	0	0	0	2	0	0
Wayne Rutledge	5	0	0	0	4	0	0
Howie Hughes	7	0	0	0	2	0	0
Team PIM					0		
Team Totals	**11**	**28**	**38**	**66**	**164**	**6**	**2**

GOALTENDER	GP	MIN	GA	SO	SA	S%	AVG	W-L
Gerry Desjardins	9	431	28	0	202	.861	3.90	3-4
Wayne Rutledge	5	228	12	0	113	.894	3.15	1-3
Empty Net Goals			1		1			
Team Totals	**11**	**660**	**41**	**0**	**316**	**.870**	**3.73**	**4-7**

KINGS 1974 PLAYOFF YEAR IN REVIEW

Quarterfinals Series vs. Chicago (Lost 1-4)

SCORING

PLAYER	GP	G	A	PTS	PIM	PPG	SHG
Tommy Williams	5	3	1	4	0	1	0
Mike Murphy	5	0	4	4	0	0	0
Gene Carr	5	2	1	3	14	1	0
Bob Nevin	5	1	0	1	2	0	0
Juha Widing	5	1	0	1	2	0	0
Mike Corrigan	3	0	1	1	4	0	0
Butch Goring	5	0	1	1	0	0	0
Sheldon Kannegiesser	5	0	1	1	0	0	0
Barry Long	5	0	1	1	18	0	0
Randy Rota	5	0	1	1	0	0	0
Gary Edwards	1	0	0	0	0	0	0
Larry Brown	2	0	0	0	0	0	0
Neil Komadoski	2	0	0	0	12	0	0
Bill Lesuk	2	0	0	0	4	0	0
Rogie Vachon	4	0	0	0	0	0	0
Bob Berry	5	0	0	0	0	0	0
Terry Harper	5	0	0	0	16	0	0
Don Kozak	5	0	0	0	33	0	0
Dan Maloney	5	0	0	0	2	0	0
Bob Murdoch	5	0	0	0	2	0	0
Frank St. Marseille	5	0	0	0	0	0	0
Team PIM					2		
Team Totals	**5**	**7**	**11**	**18**	**111**	**2**	**0**

GOALTENDER	GP	MIN	GA	SO	SA	S%	AVG	W-L
Rogie Vachon	4	237	7	0	96	.927	1.77	0-4
Gary Edwards	1	60	1	0	23	.957	1.00	1-0
Empty Net Goals			2		2			
Team Totals	**5**	**300**	**10**	**0**	**121**	**.917**	**2.00**	**1-4**

KINGS 1975 PLAYOFF YEAR IN REVIEW

Preliminary Round vs. Toronto (Lost 1-2)

SCORING

PLAYER	GP	G	A	PTS	PIM	PPG	SHG
Mike Murphy	3	3	0	3	4	2	0
Bob Berry	3	1	2	3	2	0	0
Gene Carr	3	1	2	3	29	0	0
Don Kozak	3	1	1	2	7	0	0
Larry Brown	3	0	2	2	0	0	0
Juha Widing	3	0	2	2	0	0	0
Sheldon Kannegiesser	3	0	1	1	4	0	0
Bob Murdoch	3	0	1	1	4	0	0
Frank St. Marseille	3	0	1	1	0	0	0
Dave Hutchison	2	0	0	0	22	0	0
Mike Corrigan	3	0	0	0	4	0	0
Butch Goring	3	0	0	0	0	0	0
Terry Harper	3	0	0	0	2	0	0
Neil Komadoski	3	0	0	0	2	0	0
Dan Maloney	3	0	0	0	2	0	0
Bob Nevin	3	0	0	0	0	0	0
Rogie Vachon	3	0	0	0	0	0	0
Tommy Williams	3	0	0	0	0	0	0
Team PIM					0		
Team Totals	**3**	**6**	**12**	**18**	**82**	**2**	**0**

GOALTENDER	GP	MIN	GA	SO	SA	S%	AVG	W-L
Rogie Vachon	3	198	7	0	99	.929	2.12	1-2
Team Totals	**3**	**199**	**7**	**0**	**99**	**.929**	**2.11**	**1-2**

KINGS 1976 PLAYOFF YEAR IN REVIEW

Preliminary Round vs. Atlanta (Won 2-0)
Quarterfinals Series vs. Boston (Lost 3-4)
TOTALS FOR 1976 (5-4)

SCORING

PLAYER	GP	G	A	PTS	PIM	PPG	SHG
Marcel Dionne	9	6	1	7	0	3	0
Butch Goring	9	2	3	5	4	1	0
Mike Murphy	9	1	4	5	6	1	0
Bob Murdoch	9	0	5	5	15	0	0
Mike Corrigan	9	2	2	4	12	0	0
Tommy Williams	9	2	2	4	2	0	0
Bob Nevin	9	2	1	3	4	0	0
Dave Hutchison	9	0	3	3	29	0	0
Bob Berry	9	1	1	2	0	0	0
Don Kozak	9	1	0	1	12	0	0
Vic Venasky	9	0	1	1	6	0	0
Gary Edwards	2	0	0	0	0	0	0
Rogie Vachon	7	0	0	0	0	0	0
Bert Wilson	8	0	0	0	24	0	0
Larry Brown	9	0	0	0	2	0	0
Ab DeMarco	9	0	0	0	11	0	0
Sheldon Kannegiesser	9	0	0	0	4	0	0
Neil Komadoski	9	0	0	0	18	0	0
Frank St. Marseille	9	0	0	0	0	0	0
Team PIM					0		
Team Totals	**9**	**17**	**23**	**40**	**149**	**5**	**0**

GOALTENDER	GP	MIN	GA	SO	SA	S%	AVG	W-L
Rogie Vachon	7	438	17	1	193	.912	2.33	4-3
Gary Edwards	2	120	9	0	70	.871	4.50	1-1
Empty Net Goals			1		1			
Team Totals	**9**	**559**	**27**	**1**	**264**	**.898**	**2.90**	**5-4**

KINGS 1977 PLAYOFF YEAR IN REVIEW

Preliminary Round vs. Atlanta (Won 2-1)
Quarterfinals Series vs. Boston (Lost 2-4)
TOTALS FOR 1977 (4-5)

SCORING

PLAYER	GP	G	A	PTS	PIM	PPG	SHG
Marcel Dionne	9	5	9	14	2	1	0
Mike Murphy	9	4	9	13	4	1	0
Butch Goring	9	7	5	12	0	3	0
Gary Sargent	9	3	4	7	6	2	0
Tommy Williams	9	3	4	7	2	1	0
Don Kozak	9	4	1	5	17	1	0
Bob Murdoch	9	2	3	5	14	1	0
Dave Hutchison	9	1	4	5	17	0	0
Vic Venasky	9	1	4	5	6	1	0
Glenn Goldup	8	2	2	4	2	0	0
Bob Berry	9	0	3	3	4	0	0
Gene Carr	9	1	1	2	2	0	0
Dave Schultz	9	1	1	2	45	1	0
Bert Wilson	8	0	2	2	12	0	0
Neil Komadoski	9	0	2	2	15	0	0
Frank St. Marseille	9	1	0	1	2	0	0
Larry Brown	9	0	1	1	6	0	0
Steve Clippingdale	1	0	0	0	0	0	0
Ab DeMarco	1	0	0	0	2	0	0
Gary Simmons	1	0	0	0	0	0	0
Rogie Vachon	9	0	0	0	0	0	0
Team PIM					0		
Team Totals	**9**	**35**	**55**	**90**	**158**	**12**	**0**

GOALTENDER	GP	MIN	GA	SO	SA	S%	AVG	W-L
Rogie Vachon	9	518	36	0	272	.868	4.17	4-5
Gary Simmons	1	20	1	0	7	.857	3.00	0-0
Team Totals	**9**	**540**	**37**	**0**	**279**	**.867**	**4.11**	**4-5**

KINGS 1978 PLAYOFF YEAR IN REVIEW

Preliminary Round vs. Toronto (Lost 0-2)

SCORING

PLAYER	GP	G	A	PTS	PIM	PPG	SHG
Darryl Edestrand	2	1	1	2	4	0	0
Danny Grant	2	0	2	2	2	0	0
Glenn Goldup	2	1	0	1	11	0	0
Pete Stemkowski	2	1	0	1	2	0	0
Syl Apps Jr.	2	0	1	1	0	0	0
Bob Murdoch	2	0	1	1	5	0	0
Larry Brown	1	0	0	0	2	0	0
Vic Venasky	1	0	0	0	0	0	0
Marcel Dionne	2	0	0	0	0	0	0
Butch Goring	2	0	0	0	2	0	0
Randy Manery	2	0	0	0	2	0	0
Hartland Monahan	2	0	0	0	0	0	0
Mike Murphy	2	0	0	0	0	0	0
Rob Palmer	2	0	0	0	0	0	0
Gary Sargent	2	0	0	0	0	0	0
Dave Taylor	2	0	0	0	5	0	0
Rogie Vachon	2	0	0	0	2	0	0
Tommy Williams	2	0	0	0	0	0	0
Bert Wilson	2	0	0	0	2	0	0
Team PIM					0		
Team Totals	**2**	**3**	**5**	**8**	**39**	**0**	**0**

GOALTENDER	GP	MIN	GA	SO	SA	S%	AVG	W-L
Rogie Vachon	2	120	11	0	51	.784	5.50	0-2
Team Totals	**2**	**120**	**11**	**0**	**51**	**.784**	**5.50**	**0-2**

KINGS 1979 PLAYOFF YEAR IN REVIEW

Preliminary Round vs. NY Rangers (Lost 0-2)

SCORING

PLAYER	GP	G	A	PTS	PIM	PPG	SHG
Syl Apps Jr.	2	1	0	1	0	1	0
Charlie Simmer	2	1	0	1	2	1	0
Marcel Dionne	2	0	1	1	0	0	0
Glenn Goldup	2	0	1	1	9	0	0
Mike Murphy	2	0	1	1	0	0	0
Doug Halward	1	0	0	0	12	0	0
Richard Mulhern	1	0	0	0	0	0	0
Tommy Williams	1	0	0	0	0	0	0
Murray Wilson	1	0	0	0	0	0	0
Darryl Edestrand	2	0	0	0	6	0	0
Butch Goring	2	0	0	0	0	0	0
Rick Hampton	2	0	0	0	0	0	0
Mark Heaslip	2	0	0	0	2	0	0
Randy Holt	2	0	0	0	4	0	0
Steve Jensen	2	0	0	0	0	0	0
Mario Lessard	2	0	0	0	0	0	0
Randy Manery	2	0	0	0	6	0	0
Rob Palmer	2	0	0	0	2	0	0
Dave Taylor	2	0	0	0	2	0	0
Vic Venasky	2	0	0	0	0	0	0
Team PIM					0		
Team Totals	**2**	**2**	**3**	**5**	**45**	**2**	**0**

GOALTENDER	GP	MIN	GA	SO	SA	S%	AVG	W-L
Mario Lessard	2	126	9	0	73	.877	4.28	0-2
Team Totals	**2**	**126**	**9**	**0**	**73**	**.877**	**4.28**	**0-2**

KINGS 1980 PLAYOFF YEAR IN REVIEW

Preliminary Round vs. NY Islanders (Lost 1-3)

SCORING

PLAYER	GP	G	A	PTS	PIM	PPG	SHG
Dave Taylor	4	2	1	3	4	0	0
Rob Palmer	4	1	2	3	4	0	0
Marcel Dionne	4	0	3	3	4	0	0
Charlie Simmer	3	2	0	2	0	1	0
Steve Carlson	4	1	1	2	7	0	0
Mark Hardy	4	1	1	2	9	0	0
Glenn Goldup	4	1	0	1	0	0	0
Mike Murphy	4	1	0	1	2	0	1
Andre St. Laurent	4	1	0	1	0	0	1
Jerry Korab	3	0	1	1	11	0	0
Dean Hopkins	4	0	1	1	5	0	0
Dave Lewis	4	0	1	1	2	0	0
Barry Gibbs	1	0	0	0	0	0	0
Doug Halward	1	0	0	0	2	0	0
Doug Keans	1	0	0	0	0	0	0
Brad Selwood	1	0	0	0	0	0	0
Don Howse	2	0	0	0	0	0	0
Bert Wilson	2	0	0	0	4	0	0
John Paul Kelly	3	0	0	0	2	0	0
Billy Harris	4	0	0	0	2	0	0
Steve Jensen	4	0	0	0	2	0	0
Mario Lessard	4	0	0	0	0	0	0
Jay Wells	4	0	0	0	11	0	0
Team PIM					2		
Team Totals	**4**	**10**	**11**	**21**	**73**	**1**	**2**

GOALTENDER	GP	MIN	GA	SO	SA	S%	AVG	W-L
Mario Lessard	4	206	14	0	117	.880	4.07	1-2
Doug Keans	1	40	7	0	20	.650	10.50	0-1
Team Totals	**4**	**247**	**21**	**0**	**137**	**.847**	**5.10**	**1-3**

KINGS 1981 PLAYOFF YEAR IN REVIEW

Preliminary Round vs. NY Rangers (Lost 1-3)

SCORING

PLAYER	GP	G	A	PTS	PIM	PPG	SHG
Dave Taylor	4	2	2	4	10	1	0
Marcel Dionne	4	1	3	4	7	1	0
Larry Murphy	4	3	0	3	2	1	0
Billy Harris	4	2	1	3	0	0	0
Mark Hardy	4	1	2	3	4	1	0
Dan Bonar	4	1	1	2	11	0	1
Steve Jensen	4	0	2	2	7	0	0
Dave Lewis	4	0	2	2	4	0	0
Don Luce	4	0	2	2	2	0	0
Greg Terrion	3	1	0	1	4	1	0
Dean Hopkins	4	1	0	1	9	0	0
Mike Murphy	1	0	1	1	0	0	0
Andre St. Laurent	3	0	1	1	9	0	0
Rick Chartraw	4	0	1	1	4	0	0
Jim Fox	4	0	1	1	0	0	0
John Paul Kelly	4	0	1	1	25	0	0
Rick Martin	1	0	0	0	0	0	0
Jim Rutherford	1	0	0	0	0	0	0
Jerry Korab	4	0	0	0	33	0	0
Mario Lessard	4	0	0	0	0	0	0
Jay Wells	4	0	0	0	27	0	0
Team PIM					0		
Team Totals	**4**	**12**	**20**	**32**	**158**	**5**	**1**

GOALTENDER	GP	MIN	GA	SO	SA	S%	AVG	W-L
Mario Lessard	4	219	20	0	123	.837	5.48	1-3
Jim Rutherford	1	20	2	0	8	.750	6.00	0-0
Empty Net Goals			1		1			
Team Totals	**4**	**240**	**23**	**0**	**132**	**.826**	**5.75**	**1-3**

KINGS 1982 PLAYOFF YEAR IN REVIEW

Smythe Division Semifinals Series vs. Edmonton (Won 3-2)
Smythe Division Finals Series vs. Vancouver (Lost 1-4)
TOTALS FOR 1982 (4-6)

SCORING

PLAYER	GP	G	A	PTS	PIM	PPG	SHG
Daryl Evans	10	5	8	13	12	1	0
Marcel Dionne	10	7	4	11	0	4	0
Charlie Simmer	10	4	7	11	22	0	0
Dave Taylor	10	4	6	10	20	3	0
Larry Murphy	10	2	8	10	12	1	0
Steve Bozek	10	4	1	5	6	2	0
Doug Smith	10	3	2	5	11	1	0
Dan Bonar	10	2	3	5	11	0	0
Jim Fox	9	1	4	5	0	0	0
Bernie Nicholls	10	4	0	4	23	0	0
Jay Wells	10	1	3	4	41	0	0
Dean Hopkins	10	0	4	4	15	0	0
Dave Lewis	10	0	4	4	36	0	0
Mike Murphy	10	2	1	3	32	0	0
Mark Hardy	10	1	2	3	9	0	0
Rick Chartraw	10	0	2	2	17	0	0
Jerry Korab	10	0	2	2	26	0	0
Mario Lessard	10	0	2	2	2	0	0
John Paul Kelly	10	1	0	1	14	1	0
Brock Tredway	1	0	0	0	0	0	0
Doug Keans	2	0	0	0	0	0	0
Team PIM					0		
Team Totals	**10**	**41**	**63**	**104**	**309**	**13**	**0**

GOALTENDER	GP	MIN	GA	SO	SA	S%	AVG	W-L
Mario Lessard	10	580	41	0	311	.868	4.24	4-5
Doug Keans	2	31	1	0	5	.800	1.96	0-1
Team Totals	**10**	**615**	**42**	**0**	**316**	**.867**	**4.10**	**4-6**

KINGS 1985 PLAYOFF YEAR IN REVIEW

Smythe Division Semifinals Series vs. Edmonton (Lost 0-3)

SCORING

PLAYER	GP	G	A	PTS	PIM	PPG	SHG	S
Dave Taylor	3	2	2	4	8	0	0	11
Marcel Dionne	3	1	2	3	2	1	0	13
Bernie Nicholls	3	1	1	2	9	0	0	15
Terry Ruskowski	3	0	2	2	0	0	0	3
Garry Galley	3	1	0	1	2	0	0	7
Craig Redmond	3	1	0	1	2	0	0	4
Doug Smith	3	1	0	1	4	0	0	6
Bob Miller	2	0	1	1	0	0	0	1
Jim Fox	3	0	1	1	0	0	0	5
Mark Hardy	3	0	1	1	2	0	0	7
Brian MacLellan	3	0	1	1	0	0	0	9
Phil Sykes	3	0	1	1	4	0	0	7
Jay Wells	3	0	1	1	0	0	0	3
John Paul Kelly	1	0	0	0	0	0	0	0
Brian Engblom	3	0	0	0	2	0	0	2
Anders Hakansson	3	0	0	0	0	0	0	1
Ken Hammond	3	0	0	0	4	0	0	3
Bob Janecyk	3	0	0	0	0	0	0	0
Steve Shutt	3	0	0	0	4	0	0	6
Dave Williams	3	0	0	0	4	0	0	3
Team PIM					0			
Team Totals	**3**	**7**	**13**	**20**	**47**	**1**	**0**	**106**

GOALTENDER	GP	MIN	GA	SO	SA	S%	AVG	W-L
Bob Janecyk	3	183	10	0	99	.899	3.28	0-3
Empty Net Goals			1		1			
Team Totals	**3**	**184**	**11**	**0**	**100**	**.890**	**3.59**	**0-3**

KINGS 1987 PLAYOFF YEAR IN REVIEW

Smythe Division Semifinals Series vs. Edmonton (Lost 1-4)

SCORING

PLAYER	GP	G	A	PTS	PIM	(+/-)	PPG	SHG	S
Bernie Nicholls	5	2	5	7	6	1	1	0	16
Jim Fox	5	3	2	5	0	-2	1	0	20
Dave Williams	5	3	2	5	30	2	0	0	10
Dave Taylor	5	2	3	5	6	-2	1	0	8
Luc Robitaille	5	1	4	5	2	-7	0	0	5
Steve Duchesne	5	2	2	4	4	-8	1	0	6
Jay Wells	5	1	3	4	10	-3	1	0	7
Bob Carpenter	5	1	2	3	2	-4	0	0	4
Jimmy Carson	5	1	2	3	6	-6	0	0	14
Mark Hardy	5	1	2	3	10	3	0	0	4
Bob Bourne	5	2	0	2	0	-2	0	0	5
Bryan Erickson	3	1	1	2	0	0	0	0	3
Dean Kennedy	5	0	2	2	10	1	0	0	1
Sean McKenna	5	0	1	1	0	-4	0	0	6
Phil Sykes	5	0	1	1	8	-2	0	0	3
Darren Eliot	1	0	0	0	0	0	0	0	0
Paul Guay	2	0	0	0	0	1	0	0	1
Joe Paterson	2	0	0	0	0	-2	0	0	1
Morris Lukowich	3	0	0	0	8	1	0	0	5
Tom Laidlaw	5	0	0	0	2	-9	0	0	0
Grant Ledyard	5	0	0	0	10	-2	0	0	8
Roland Melanson	5	0	0	0	4	0	0	0	0
Team PIM					0				
Team Totals	**5**	**20**	**32**	**52**	**118**	**-44**	**5**	**0**	**127**

GOALTENDER	GP	MIN	GA	SO	SA	S%	EN	AVG	W-L
Roland Melanson	5	258	24	0	153	.843	1	5.58	1-4
Darren Eliot	1	40	7	0	29	.759	0	10.50	0-0
Empty Net Goals			1		1				
Team Totals	**5**	**300**	**32**	**0**	**183**	**.825**	**1**	**6.40**	**1-4**

KINGS 1988 PLAYOFF YEAR IN REVIEW

Smythe Division Semifinals Series vs. Calgary (Lost 1-4)

SCORING

PLAYER	GP	G	A	PTS	PIM	(+/-)	PPG	SHG	S
Jimmy Carson	5	5	3	8	4	-2	1	0	16
Bernie Nicholls	5	2	6	8	11	-3	1	0	22
Luc Robitaille	5	2	5	7	18	-8	2	0	6
Dave Taylor	5	3	3	6	6	-3	2	0	16
Steve Duchesne	5	1	3	4	14	-5	1	0	11
Paul Fenton	5	2	1	3	2	-3	1	0	9
Jay Wells	5	1	2	3	21	0	0	0	3
Bob Carpenter	5	1	1	2	0	-7	0	0	13
Tom Laidlaw	5	0	2	2	4	-8	0	0	1
Chris Kontos	4	1	0	1	4	-3	0	0	6
Craig Laughlin	3	0	1	1	2	-1	0	0	4
Paul Guay	4	0	1	1	8	-1	0	0	2
Dean Kennedy	4	0	1	1	10	4	0	0	2
Ken Baumgartner	5	0	1	1	28	-6	0	0	4
Bob Bourne	5	0	1	1	0	-1	0	0	2
John English	1	0	0	0	0	0	0	0	0
Jim Fox	1	0	0	0	0	-2	0	0	0
Eric Germain	1	0	0	0	4	-1	0	0	0
Roland Melanson	1	0	0	0	0	0	0	0	0
Lyle Phair	1	0	0	0	0	-1	0	0	0
Ron Duguay	2	0	0	0	0	-1	0	0	0
Ken Hammond	2	0	0	0	4	-5	0	0	2
Larry Playfair	3	0	0	0	14	1	0	0	1
Glenn Healy	4	0	0	0	4	0	0	0	0
Phil Sykes	4	0	0	0	0	-3	0	0	5
Mike Allison	5	0	0	0	16	-3	0	0	0
Team PIM					4				
Team Totals	**5**	**18**	**31**	**49**	**178**	**-62**	**8**	**0**	**125**

GOALTENDER	GP	MIN	GA	SO	SA	S%	EN	AVG	W-L
Glenn Healy	4	238	20	0	127	.843	1	5.04	1-3
Roland Melanson	1	60	9	0	50	.820	0	9.00	0-1
Empty Net Goals			1		1				
Team Totals	**5**	**300**	**30**	**0**	**178**	**.831**	**1**	**6.00**	**1-4**

THE PLAYOFFS

KINGS 1989 PLAYOFF YEAR IN REVIEW

Smythe Division Semifinals Series vs. Edmonton (Won 4-3)
Smythe Division Finals Series vs. Calgary (Lost 0-4)
TOTALS FOR 1989 (4-7)

SCORING

PLAYER	GP	G	A	PTS	PIM	(+/-)	PPG	SHG	S
Wayne Gretzky	11	5	17	22	0	-4	1	1	42
Bernie Nicholls	11	7	9	16	12	-2	3	0	50
Chris Kontos	11	9	0	9	8	-3	6	0	31
Steve Duchesne	11	4	4	8	12	-4	2	0	23
Luc Robitaille	11	2	6	8	10	0	0	0	24
Steve Kasper	11	1	5	6	10	-2	0	0	18
Dave Taylor	11	1	5	6	19	0	1	0	17
Tom Laidlaw	11	2	3	5	6	-3	0	0	9
Mike Krushelnyski	11	1	4	5	4	-7	1	0	21
Jim Wiemer	10	2	1	3	19	-4	0	0	11
Dale Degray	8	1	2	3	12	-2	1	0	10
Dean Kennedy	11	0	2	2	8	-2	0	0	4
Marty McSorley	11	0	2	2	33	-6	0	0	16
Mike Allison	7	1	0	1	10	-2	0	0	6
Doug Crossman	2	0	1	1	2	1	0	0	1
Jay Miller	11	0	1	1	63	-4	0	0	6
Tim Watters	11	0	1	1	6	1	0	0	7
Petr Prajsler	1	0	0	0	0	-1	0	0	2
Igor Liba	2	0	0	0	2	0	0	0	0
Glenn Healy	3	0	0	0	2	0	0	0	0
Phil Sykes	3	0	0	0	8	0	0	0	0
Ken Baumgartner	5	0	0	0	8	-2	0	0	1
John Tonelli	6	0	0	0	8	-3	0	0	11
Kelly Hrudey	10	0	0	0	0	0	0	0	0
Ron Duguay	11	0	0	0	6	-2	0	0	12
Team PIM					2				
Team Totals	**11**	**36**	**63**	**99**	**270**	**-51**	**15**	**1**	**322**

GOALTENDER	GP	MIN	GA	SO	SA	S%	EN	AVG	W-L
Kelly Hrudey	10	566	35	0	292	.880	1	3.71	4-6
Glenn Healy	3	97	6	0	59	.898	0	3.71	0-1
Empty Net Goals			1		1				
Team Totals	**11**	**668**	**42**	**0**	**352**	**.881**	**1**	**3.77**	**4-7**

KINGS 1990 PLAYOFF YEAR IN REVIEW

Smythe Division Semifinals Series vs. Calgary (Won 4-2)
Smythe Division Finals Series vs. Edmonton (Lost 0-4)
TOTALS FOR 1990 (4-6)

SCORING

PLAYER	GP	G	A	PTS	PIM	(+/-)	PPG	SHG	S
Todd Elik	10	3	9	12	10	1	1	0	30
Steve Duchesne	10	2	9	11	6	-2	1	0	32
Luc Robitaille	10	5	5	10	12	-5	1	0	28
Wayne Gretzky	7	3	7	10	0	-4	1	0	13
Tony Granato	10	5	4	9	12	-2	2	1	26
Tomas Sandstrom	10	5	4	9	19	-5	0	0	26
Dave Taylor	6	4	4	8	6	2	2	0	11
Larry Robinson	10	2	3	5	10	2	0	0	12
Rob Blake	8	1	3	4	4	-4	1	0	11
Mike Krushelnyski	10	1	3	4	12	0	0	0	16
Marty McSorley	10	1	3	4	18	-8	1	0	26
Bob Kudelski	8	1	2	3	2	-5	0	0	9
John Tonelli	10	1	2	3	6	-6	0	0	14
Steve Kasper	10	1	1	2	2	-4	0	0	13
Jay Miller	10	1	1	2	10	-6	0	0	1
Brian Benning	7	0	2	2	6	-9	0	0	12
Mike Allison	4	1	0	1	2	-2	0	1	5
Chris Kontos	5	1	0	1	0	-6	1	0	8
Keith Crowder	7	1	0	1	9	-1	0	0	8
Bob Halkidis	8	0	1	1	8	-7	0	0	10
Kelly Hrudey	9	0	1	1	0	0	0	0	0
Mikko Makela	1	0	0	0	0	0	0	0	0
Ron Scott	1	0	0	0	0	0	0	0	0
Scott Bjugstad	2	0	0	0	2	-1	0	0	0
Mario Gosselin	3	0	0	0	0	0	0	0	0
Petr Prajsler	3	0	0	0	0	-1	0	0	0
Tim Watters	4	0	0	0	6	4	0	0	0
Team PIM					2				
Team Totals	**10**	**39**	**64**	**103**	**164**	**-69**	**11**	**2**	**311**

GOALTENDER	GP	MIN	GA	SO	SA	S%	EN	AVG	W-L
Kelly Hrudey	9	539	39	0	264	.852	1	4.34	4-4
Mario Gosselin	3	62	3	0	22	.864	1	2.90	0-2
Ron Scott	1	32	4	0	10	.600	0	7.50	0-0
Empty Net Goals			2		2				
Team Totals	**10**	**637**	**48**	**0**	**298**	**.839**	**2**	**4.52**	**4-6**

KINGS 1991 PLAYOFF YEAR IN REVIEW

Smythe Division Semifinals Series vs. Vancouver (Won 4-2)
Smythe Division Finals Series vs. Edmonton (Lost 2-4)
TOTALS FOR 1991 (6-6)

SCORING

PLAYER	GP	G	A	PTS	PIM	(+/-)	PPG	SHG	S
Luc Robitaille	12	12	4	16	22	-2	5	0	44
Wayne Gretzky	12	4	11	15	2	0	1	0	26
Steve Duchesne	12	4	8	12	8	7	1	0	39
Steve Kasper	10	4	6	10	8	4	0	1	11
Mike Donnelly	12	5	4	9	6	6	0	0	29
Todd Elik	12	2	7	9	6	0	0	0	32
Tomas Sandstrom	10	4	4	8	14	1	3	0	32
John Tonelli	12	2	4	6	12	1	1	0	16
Bob Kudelski	8	3	2	5	2	4	0	0	13
Rob Blake	12	1	4	5	26	-1	1	0	19
Tony Granato	12	1	4	5	28	1	0	0	32
Larry Robinson	12	1	4	5	15	7	0	0	15
Brian Benning	12	0	5	5	6	1	0	0	19
Dave Taylor	12	2	1	3	12	-3	0	0	25
Brad Jones	8	1	1	2	2	2	0	0	6
Rod Buskas	2	0	2	2	22	2	0	0	2
Ilkka Sinisalo	2	0	1	1	0	1	0	0	2
John McIntyre	12	0	1	1	24	-2	0	0	5
Scott Bjugstad	2	0	0	0	0	0	0	0	5
Bob Halkidis	3	0	0	0	0	-2	0	0	2
Tim Watters	7	0	0	0	12	-4	0	0	4
Jay Miller	8	0	0	0	17	-1	0	0	2
Kelly Hrudey	12	0	0	0	2	0	0	0	0
Marty McSorley	12	0	0	0	58	-1	0	0	30
Team PIM					2				
Team Totals	**12**	**46**	**73**	**119**	**306**	**21**	**12**	**1**	**410**

GOALTENDER	GP	MIN	GA	SO	SA	S%	EN	AVG	W-L
Kelly Hrudey	12	798	37	0	382	.903	0	2.78	6-6
Team Totals	**12**	**799**	**37**	**0**	**382**	**.903**	**0**	**2.78**	**6-6**

KINGS 1992 PLAYOFF YEAR IN REVIEW

Smythe Division Semifinals Series vs. Edmonton (Lost 2-4)

SCORING

PLAYER	GP	G	A	PTS	PIM	(+/-)	PPG	SHG	S
Paul Coffey	6	4	3	7	2	-5	3	0	28
Luc Robitaille	6	3	4	7	12	-1	1	0	28
Wayne Gretzky	6	2	5	7	2	-3	1	0	11
Tony Granato	6	1	5	6	10	1	0	0	19
John McIntyre	6	0	4	4	12	2	0	0	0
Rob Blake	6	2	1	3	12	2	0	0	12
Jari Kurri	4	1	2	3	4	1	1	0	10
Tomas Sandstrom	6	0	3	3	8	-2	0	0	13
Jay Miller	5	1	1	2	12	2	0	0	3
Charlie Huddy	6	1	1	2	10	-2	0	0	12
Dave Taylor	6	1	1	2	20	0	0	0	5
Mike Donnelly	6	1	0	1	4	-2	0	0	14
Marty McSorley	6	1	0	1	21	1	0	0	10
Kyosti Karjalainen	3	0	1	1	2	0	0	0	2
Corey Millen	6	0	1	1	6	-2	0	0	6
Larry Robinson	2	0	0	0	0	-2	0	0	1
Brent Thompson	4	0	0	0	4	1	0	0	2
Peter Ahola	6	0	0	0	2	4	0	0	8
Kelly Hrudey	6	0	0	0	0	0	0	0	0
Bob Kudelski	6	0	0	0	0	-1	0	0	5
Tim Watters	6	0	0	0	8	0	0	0	3
Team PIM					0				
Team Totals	**6**	**18**	**32**	**50**	**151**	**-6**	**6**	**0**	**192**

GOALTENDER	GP	MIN	GA	SO	SA	S%	EN	AVG	W-L
Kelly Hrudey	6	355	22	0	179	.877	1	3.72	2-4
Empty Net Goals			1		1				
Team Totals	**6**	**360**	**23**	**0**	**180**	**.872**	**1**	**3.83**	**2-4**

KINGS 1993 PLAYOFF YEAR IN REVIEW

Smythe Division Semifinals Series vs. Calgary (Won 4-2)
Smythe Division Finals Series vs. Vancouver (Won 4-2)
Campbell Conference Finals Series vs. Toronto (Won 4-3)
Stanley Cup Final Series vs. Montreal (Lost 1-4)
TOTALS FOR 1993 (13-11)

SCORING

PLAYER	GP	G	A	PTS	PIM	(+/-)	PPG	SHG	S
Wayne Gretzky	24	15	25	40	4	6	4	1	76
Tomas Sandstrom	24	8	17	25	12	-2	2	0	61
Luc Robitaille	24	9	13	22	28	-13	4	0	71
Jari Kurri	24	9	8	17	12	2	2	2	50
Tony Granato	24	6	11	17	50	3	1	0	77
Warren Rychel	23	6	7	13	39	4	0	0	27
Mike Donnelly	24	6	7	13	14	3	0	0	43
Alexei Zhitnik	24	3	9	12	26	-4	2	0	42
Darryl Sydor	24	3	8	11	16	4	2	0	29
Pat Conacher	24	6	4	10	6	8	0	0	24
Rob Blake	23	4	6	10	46	3	1	1	60
Marty McSorley	24	4	6	10	60	-2	2	0	42
Jimmy Carson	18	5	4	9	2	1	2	0	30
Dave Taylor	22	3	5	8	31	7	0	2	32
Corey Millen	23	2	4	6	12	1	0	0	33
Charlie Huddy	23	1	4	5	12	9	0	0	26
Gary Shuchuk	17	2	2	4	12	-6	0	0	13
Mark Hardy	15	1	2	3	30	7	0	0	11
Tim Watters	22	0	2	2	30	-3	0	0	9
Lonnie Loach	1	0	0	0	0	0	0	0	0
Marc Potvin	1	0	0	0	0	0	0	0	0
Jim Thomson	1	0	0	0	0	0	0	0	0
Robb Stauber	4	0	0	0	0	0	0	0	0
Kelly Hrudey	20	0	0	0	2	0	0	0	0
Team PIM					4				
Team Totals	**24**	**93**	**144**	**237**	**448**	**28**	**22**	**6**	**756**

GOALTENDER	GP	MIN	GA	SO	SA	S%	EN	AVG	W-L
Kelly Hrudey	20	1,261	74	0	656	.887	1	3.52	10-10
Robb Stauber	4	240	16	0	157	.898	0	4.00	3-1
Empty Net Goals			1		1				
Team Totals	**24**	**1,504**	**91**	**0**	**814**	**.888**	**1**	**3.63**	**13-11**

KINGS 1998 PLAYOFF YEAR IN REVIEW

Western Conference Quarterfinals Series vs. St. Louis (Lost 0-4)

SCORING

PLAYER	GP	G	A	PTS	PIM	(+/-)	PPG	SHG	S
Yanic Perreault	4	1	2	3	6	-1	1	0	7
Luc Robitaille	4	1	2	3	6	1	0	0	13
Jozef Stumpel	4	1	2	3	2	2	0	0	7
Aki Berg	4	0	3	3	0	3	0	0	7
Glen Murray	4	2	0	2	6	2	0	0	13
Craig Johnson	4	1	0	1	4	0	0	0	3
Ian Laperriere	4	1	0	1	6	0	0	0	6
Sean O'Donnell	4	1	0	1	36	1	0	0	7
Jan Vopat	2	0	1	1	2	1	0	0	1
Ray Ferraro	3	0	1	1	2	1	0	0	5
Steve McKenna	3	0	1	1	8	1	0	0	3
Garry Galley	4	0	1	1	2	-2	0	0	6
Vladimir Tsyplakov	4	0	1	1	8	-1	0	0	4
Dan Bylsma	2	0	0	0	0	-3	0	0	1
Stephane Fiset	2	0	0	0	0	0	0	0	0
Doug Zmolek	2	0	0	0	2	0	0	0	0
Jamie Storr	3	0	0	0	0	0	0	0	0
Rob Blake	4	0	0	0	6	-4	0	0	15
Russ Courtnall	4	0	0	0	2	-2	0	0	7
Matt Johnson	4	0	0	0	6	-1	0	0	0
Nathan LaFayette	4	0	0	0	2	-2	0	0	4
Mattias Norstrom	4	0	0	0	2	-1	0	0	3
Team PIM					0				
Team Totals	**4**	**8**	**14**	**22**	**108**	**-5**	**1**	**0**	**112**

GOALTENDER	GP	MIN	GA	SO	SA	S%	EN	AVG	W-L
Jamie Storr	3	145	9	0	77	.883	0	3.72	0-2
Stephane Fiset	2	93	7	0	61	.885	0	4.52	0-2
Team Totals	**4**	**240**	**16**	**0**	**138**	**.884**	**0**	**4.00**	**0-4**

KINGS 2000 PLAYOFF YEAR IN REVIEW

Western Conference Quarterfinals Series vs. Detroit (Lost 0-4)

SCORING

PLAYER	GP	G	A	PTS	PIM	(+/-)	PPG	SHG	S
Luc Robitaille	4	2	2	4	6	-1	0	0	8
Jozef Stumpel	4	0	4	4	8	0	0	0	5
Ziggy Palffy	4	2	0	2	0	0	0	0	8
Rob Blake	4	0	2	2	4	1	0	0	19
Craig Johnson	4	1	0	1	2	0	0	0	6
Sean O'Donnell	4	1	0	1	4	0	0	0	4
Jere Karalahti	4	0	1	1	2	-3	0	0	5
Nelson Emerson	1	0	0	0	0	0	0	0	2
Jamie Storr	1	0	0	0	0	0	0	0	0
Marko Tuomainen	1	0	0	0	0	0	0	0	0
Aki Berg	2	0	0	0	2	0	0	0	5
Jaroslav Modry	2	0	0	0	2	0	0	0	2
Jason Blake	3	0	0	0	0	0	0	0	9
Dan Bylsma	3	0	0	0	0	-1	0	0	2
Kelly Buchberger	4	0	0	0	4	-1	0	0	1
Brad Chartrand	4	0	0	0	6	-1	0	0	5
Bob Corkum	4	0	0	0	0	-1	0	0	2
Stephane Fiset	4	0	0	0	0	0	0	0	0
Garry Galley	4	0	0	0	0	-2	0	0	9
Ian Laperriere	4	0	0	0	2	0	0	0	5
Glen Murray	4	0	0	0	2	-3	0	0	3
Mattias Norstrom	4	0	0	0	6	1	0	0	3
Bryan Smolinski	4	0	0	0	2	-1	0	0	7
Team PIM					2				
Team Totals	**4**	**6**	**9**	**15**	**54**	**-12**	**0**	**0**	**110**

GOALTENDER	GP	MIN	GA	SO	SA	S%	EN	AVG	W-L
Stephane Fiset	4	200	10	0	98	.898	2	3.00	0-3
Jamie Storr	1	36	2	0	25	.920	1	3.33	0-1
Empty Net Goals			3		3				
Team Totals	**4**	**240**	**15**	**0**	**126**	**.881**	**3**	**3.75**	**0-4**

KINGS 2001 PLAYOFF YEAR IN REVIEW

Western Conference Quarterfinals Series vs. Detroit (Won 4-2)
Western Conference Semifinals Series vs. Colorado (Lost 3-4)
TOTALS FOR 2001 (7-6)

SCORING

PLAYER	GP	G	A	PTS	PIM	(+/-)	PPG	SHG	S
Mathieu Schneider	13	0	9	9	10	4	0	0	34
Ziggy Palffy	13	3	5	8	8	0	0	0	37
Jozef Stumpel	13	3	5	8	10	1	2	0	24
Glen Murray	13	4	3	7	4	-1	1	0	34
Luc Robitaille	13	4	3	7	10	1	1	0	24
Adam Deadmarsh	13	3	3	6	4	0	0	0	20
Bryan Smolinski	13	1	5	6	14	-1	0	0	30
Eric Belanger	13	1	4	5	2	3	0	0	18
Nelson Emerson	13	2	2	4	4	1	0	0	22
Ian Laperriere	13	1	2	3	12	1	0	0	13
Mattias Norstrom	13	0	2	2	18	-4	0	0	5
Kelly Buchberger	8	1	0	1	2	-1	0	0	5
Jaroslav Modry	10	1	0	1	4	-1	1	0	12
Scott Thomas	12	1	0	1	4	-1	1	0	6
Philippe Boucher	13	0	1	1	2	1	0	0	22
Aaron Miller	13	0	1	1	6	4	0	0	9
Stephane Fiset	1	0	0	0	0	0	0	0	0
Andreas Lilja	1	0	0	0	0	0	0	0	0
Stu Grimson	5	0	0	0	4	0	0	0	1
Steve Kelly	8	0	0	0	2	-1	0	0	1
Lubomir Visnovsky	8	0	0	0	0	-1	0	0	6
Jere Karalahti	13	0	0	0	18	-7	0	0	10
Felix Potvin	13	0	0	0	4	0	0	0	0
Team PIM					4				
Team Totals	**13**	**25**	**45**	**70**	**146**	**-2**	**6**	**0**	**333**

GOALTENDER	GP	MIN	GA	SO	SA	S%	EN	AVG	W-L
Felix Potvin	13	812	33	2	361	.909	1	2.44	7-6
Stephane Fiset*	1	0	0	0	0	.000	0	0.00	0-0
Empty Net Goals			1		1				
Team Totals	**13**	**824**	**34**	**2**	**362**	**.906**	**1**	**2.48**	**7-6**

*Played 12 seconds in Game 2 of Western Conference Semifinals

THE PLAYOFFS

KINGS 2002 PLAYOFF YEAR IN REVIEW

Western Conference Quarterfinals Series vs. Colorado (Lost 3-4)

SCORING

PLAYER	GP	G	A	PTS	PIM	(+/-)	PPG	SHG	S
Ziggy Palffy	7	4	5	9	0	4	0	0	23
Jason Allison	7	3	3	6	4	2	0	0	15
Adam Deadmarsh	4	1	3	4	2	0	0	0	9
Craig Johnson	7	1	2	3	2	3	0	0	15
Bryan Smolinski	7	2	0	2	2	-1	1	0	13
Brad Chartrand	7	1	1	2	2	0	0	0	6
Mikko Eloranta	7	1	1	2	2	-1	0	0	14
Jaroslav Modry	7	0	2	2	0	1	0	0	10
Cliff Ronning	4	0	1	1	2	-1	0	0	3
Lubomir Visnovsky	4	0	1	1	0	1	0	0	2
Philippe Boucher	5	0	1	1	2	2	0	0	4
Nelson Emerson	5	0	1	1	2	1	0	0	9
Ian Laperriere	7	0	1	1	9	-5	0	0	5
Mathieu Schneider	7	0	1	1	18	-8	0	0	12
Steve Kelly	1	0	0	0	0	0	0	0	0
Jamie Storr	1	0	0	0	0	0	0	0	0
Jaroslav Bednar	3	0	0	0	0	0	0	0	6
Steve Heinze	4	0	0	0	2	-1	0	0	7
Andreas Lilja	5	0	0	0	6	-1	0	0	2
Eric Belanger	7	0	0	0	4	-5	0	0	7
Kelly Buchberger	7	0	0	0	7	-3	0	0	2
Aaron Miller	7	0	0	0	0	1	0	0	5
Mattias Norstrom	7	0	0	0	4	0	0	0	7
Felix Potvin	7	0	0	0	0	0	0	0	0
Team PIM					2				
Team Totals	**7**	**13**	**23**	**36**	**72**	**-11**	**1**	**0**	**176**

GOALTENDER	GP	MIN	GA	SO	SA	S%	EN	AVG	W-L
Felix Potvin	7	417	15	1	201	.925	1	2.16	3-4
Jamie Storr	1	1	0	0	0	.000	0	0.00	0-0
Empty Net Goals			1		1				
Team Totals	**7**	**422**	**16**	**1**	**202**	**.921**	**1**	**2.27**	**3-4**

KINGS 2010 PLAYOFF YEAR IN REVIEW

Western Conference Quarterfinals Series vs. Vancouver (Lost 2-4)

SCORING

PLAYER	GP	G	A	PTS	PIM	(+/-)	PPG	SHG	S
Drew Doughty	6	3	4	7	4	-5	2	0	13
Jack Johnson	6	0	7	7	6	-5	0	0	15
Michal Handzus	6	3	2	5	4	-5	3	0	17
Anze Kopitar	6	2	3	5	2	-1	1	0	18
Dustin Brown	6	1	4	5	6	-7	1	0	15
Fredrik Modin	6	3	1	4	2	-3	2	0	13
Alexander Frolov	6	1	3	4	0	-5	0	0	9
Wayne Simmonds	6	2	1	3	9	1	0	0	14
Brad Richardson	6	1	1	2	2	-7	0	0	12
Ryan Smyth	6	1	1	2	6	0	0	0	11
Jarret Stoll	6	1	0	1	4	-4	1	0	7
Justin Williams	3	0	1	1	2	0	0	0	4
Matt Greene	6	0	1	1	0	-4	0	0	4
Sean O'Donnell	6	0	1	1	4	-2	0	0	2
Erik Ersberg	1	0	0	0	0	0	0	0	0
Raitis Ivanans	1	0	0	0	0	0	0	0	0
Peter Harrold	2	0	0	0	0	0	0	0	1
Rich Clune	4	0	0	0	5	-2	0	0	1
Randy Jones	4	0	0	0	2	-2	0	0	3
Scott Parse	4	0	0	0	0	-1	0	0	2
Jeff Halpern	6	0	0	0	4	-1	0	0	1
Jonathan Quick	6	0	0	0	0	0	0	0	0
Rob Scuderi	6	0	0	0	6	-4	0	0	4
Team PIM					2				
Team Totals	**6**	**18**	**30**	**48**	**70**	**-57**	**10**	**0**	**166**

GOALTENDER	GP	MIN	GA	SO	SA	S%	EN	AVG	W-L
Jonathan Quick	6	360	21	0	181	.884	2	3.50	2-4
Erik Ersberg	1	13	2	0	4	.500	0	9.23	0-0
Empty Net Goals			2		2				
Team Totals	**6**	**376**	**25**	**0**	**187**	**.866**	**2**	**3.99**	**2-4**

KINGS 2011 PLAYOFF YEAR IN REVIEW

Western Conference Quarterfinals Series vs. San Jose (Lost 2-4)

SCORING

PLAYER	GP	G	A	PTS	PIM	(+/-)	PPG	SHG	S
Kyle Clifford	6	3	2	5	7	-2	0	0	9
Brad Richardson	6	2	3	5	2	-4	0	0	17
Ryan Smyth	6	2	3	5	0	3	0	0	14
Jack Johnson	6	1	4	5	0	-2	1	0	16
Justin Williams	6	3	1	4	2	0	1	0	16
Drew Doughty	6	2	2	4	8	0	1	0	12
Trevor Lewis	6	1	3	4	2	0	1	0	11
Wayne Simmonds	6	1	2	3	20	-1	0	0	12
Jarret Stoll	5	0	3	3	0	4	0	0	5
Dustin Brown	6	1	1	2	6	-3	1	0	10
Michal Handzus	6	1	1	2	0	-4	0	0	7
Willie Mitchell	6	1	1	2	4	1	0	0	8
Dustin Penner	6	1	1	2	4	-3	0	0	10
Rob Scuderi	6	0	2	2	0	-1	0	0	3
Kevin Westgarth	6	0	2	2	14	2	0	0	3
Alexei Ponikarovsky	4	1	0	1	0	1	0	0	5
Alec Martinez	6	0	1	1	2	-1	0	0	5
Oscar Moller	1	0	0	0	0	1	0	0	0
Scott Parse	2	0	0	0	0	-1	0	0	0
Matt Greene	6	0	0	0	14	-3	0	0	6
Jonathan Quick	6	0	0	0	0	0	0	0	0
Team PIM					0				
Team Totals	**6**	**20**	**32**	**52**	**85**	**-13**	**5**	**0**	**169**

GOALTENDER	GP	MIN	GA	SO	SA	S%	EN	AVG	W-L
Jonathan Quick	6	380	20	1	229	.913	0	3.16	2-4
Team Totals	**6**	**380**	**20**	**1**	**229**	**.913**	**0**	**3.16**	**2-4**

KINGS 2012 PLAYOFF YEAR IN REVIEW

Western Conference Quarterfinals Series vs. Vancouver (Won 4-1)
Western Conference Semifinals Series vs. St. Louis (Won 4-0)
Western Conference Finals Series vs. Phoenix (Won 4-1)
Stanley Cup Final Series vs. New Jersey (Won 4-2)
TOTALS FOR 2012 (16-4)

SCORING

PLAYER	GP	G	A	PTS	PIM	(+/-)	PPG	SHG	S
Dustin Brown	20	8	12	20	34	16	1	2	59
Anze Kopitar	20	8	12	20	9	16	0	2	56
Drew Doughty	20	4	12	16	14	11	1	0	44
Mike Richards	20	4	11	15	17	1	2	0	41
Justin Williams	20	4	11	15	12	8	1	0	58
Jeff Carter	20	8	5	13	4	0	4	0	54
Dustin Penner	20	3	8	11	32	4	0	0	37
Trevor Lewis	20	3	6	9	2	7	1	0	37
Dwight King	20	5	3	8	13	3	0	0	33
Matt Greene	20	2	4	6	12	9	0	1	17
Jarret Stoll	20	2	3	5	18	5	1	0	33
Alec Martinez	20	1	2	3	8	5	0	0	24
Willie Mitchell	20	1	2	3	16	7	1	0	30
Slava Voynov	20	1	2	3	4	1	0	0	28
Colin Fraser	18	1	1	2	4	-1	0	0	16
Jordan Nolan	20	1	1	2	21	1	0	0	13
Brad Richardson	13	1	0	1	4	0	0	0	13
Rob Scuderi	20	0	1	1	4	9	0	0	11
Andrei Loktionov	2	0	0	0	0	0	0	0	0
Kyle Clifford	3	0	0	0	2	-1	0	0	2
Simon Gagne	4	0	0	0	2	-1	0	0	5
Jonathan Quick	20	0	0	0	0	0	0	0	0
Team PIM					6				
Team Totals	**20**	**57**	**96**	**153**	**238**	**100**	**12**	**5**	**611**

GOALTENDER	GP	MIN	GA	SO	SA	S%	EN	AVG	W-L
Jonathan Quick	20	1,238	29	3	538	.946	1	1.41	16-4
Empty Net Goals			1		1				
Team Totals	**20**	**1,244**	**30**	**3**	**539**	**.944**	**1**	**1.45**	**16-4**

KINGS 2013 PLAYOFF YEAR IN REVIEW

Western Conference Quarterfinals Series vs. St. Louis (Won 4-2)
Western Conference Semifinals Series vs. San Jose (Won 4-3)
Western Conference Finals Series vs. Chicago (Lost 1-4)
TOTALS FOR 2013 (9-9)

SCORING

PLAYER	GP	G	A	PTS	PIM	(+/-)	PPG	SHG	S
Jeff Carter	18	6	7	13	14	6	1	0	56
Slava Voynov	18	6	7	13	0	9	0	0	34
Mike Richards	15	3	9	12	8	5	1	0	23
Justin Williams	18	6	3	9	8	0	1	0	57
Anze Kopitar	18	3	6	9	12	-2	1	0	32
Tyler Toffoli	12	2	4	6	0	5	1	0	19
Dustin Penner	18	3	2	5	8	4	0	0	35
Drew Doughty	18	2	3	5	8	-7	1	0	32
Dwight King	18	2	3	5	2	-4	0	1	19
Dustin Brown	18	3	1	4	8	2	2	0	31
Trevor Lewis	18	1	2	3	2	-3	1	0	25
Jake Muzzin	17	0	3	3	6	-2	0	0	14
Rob Scuderi	18	0	3	3	0	9	0	0	12
Alec Martinez	7	0	2	2	8	-4	0	0	4
Matt Greene	9	0	2	2	6	3	0	0	4
Kyle Clifford	14	0	2	2	8	-1	0	0	16
Colin Fraser	16	0	2	2	10	-2	0	0	6
Brad Richardson	11	0	1	1	0	-3	0	0	10
Jarret Stoll	12	0	1	1	4	-2	0	0	11
Jonathan Quick	18	0	1	1	14	0	0	0	0
Robyn Regehr	18	0	1	1	6	-8	0	0	16
Jonathan Bernier	1	0	0	0	0	0	0	0	0
Tanner Pearson	1	0	0	0	0	0	0	0	0
Keaton Ellerby	5	0	0	0	0	0	0	0	3
Jordan Nolan	7	0	0	0	4	0	0	0	1
Team PIM					6				
Team Totals	**18**	**37**	**65**	**102**	**142**	**5**	**9**	**1**	**460**

GOALTENDER	GP	MIN	GA	SO	SA	S%	EN	AVG	W-L
Jonathan Quick	18	1,099	34	3	518	.934	0	1.86	9-9
Jonathan Bernier	1	30	0	0	9	1.000	0	0.00	0-0
Team Totals	**18**	**1,134**	**34**	**3**	**527**	**.935**	**0**	**1.80**	**9-9**

KINGS 2014 PLAYOFF YEAR IN REVIEW

Western Conference First Round Series vs. San Jose (Won 4-3)
Western Conference Second Round Series vs. Anaheim (Won 4-3)
Western Conference Final Series vs. Chicago (Won 4-3)
Stanley Cup Final Series vs. NY Rangers (Won 4-1)
TOTALS FOR 2014 (16-10)

SCORING

PLAYER	GP	G	A	PTS	PIM	(+/-)	PPG	SHG	S
Anze Kopitar	26	5	21	26	14	9	1	0	46
Jeff Carter	26	10	15	25	4	5	4	0	73
Justin Williams	26	9	16	25	35	13	2	0	67
Marian Gaborik	26	14	8	22	6	6	3	0	78
Drew Doughty	26	5	13	18	30	2	1	0	60
Tyler Toffoli	26	7	7	14	10	6	0	0	65
Dustin Brown	26	6	8	14	22	7	1	0	64
Jake Muzzin	26	6	6	12	8	6	3	0	48
Tanner Pearson	24	4	8	12	8	10	0	0	53
Dwight King	26	3	8	11	20	5	0	0	32
Alec Martinez	26	5	5	10	12	1	2	0	38
Mike Richards	26	3	7	10	17	-6	0	0	43
Slava Voynov	26	2	7	9	16	4	1	0	39
Kyle Clifford	24	1	6	7	39	-2	0	0	22
Jarret Stoll	26	3	3	6	18	6	1	0	32
Trevor Lewis	26	4	1	5	6	-6	0	0	38
Willie Mitchell	18	1	3	4	20	10	1	0	23
Matt Greene	20	0	4	4	16	5	0	0	13
Robyn Regehr	8	0	2	2	7	0	0	0	3
Martin Jones	2	0	0	0	0	0	0	0	0
Jordan Nolan	3	0	0	0	2	-3	0	0	0
Jeff Schultz	7	0	0	0	0	-1	0	0	2
Jonathan Quick	26	0	0	0	4	0	0	0	0
Team PIM					6				
Team Totals	**26**	**88**	**148**	**236**	**320**	**77**	**20**	**0**	**839**

GOALTENDER	GP	MIN	GA	SO	SA	S%	EN	AVG	W-L
Jonathan Quick	26	1,605	69	2	774	.911	0	2.58	16-10
Martin Jones	2	56	0	0	7	1.000	1	0.00	0-0
Empty Net Goals			1		1				
Team Totals	**26**	**1,676**	**70**	**2**	**782**	**.910**	**1**	**2.51**	**16-10**

KINGS 2016 PLAYOFF YEAR IN REVIEW

Western Conference First Round Series vs. San Jose (Lost 1-4)

SCORING

PLAYER	GP	G	A	PTS	PIM	(+/-)	PPG	SHG	S
Jake Muzzin	5	1	4	5	2	1	0	0	17
Anze Kopitar	5	2	2	4	2	2	1	0	10
Tanner Pearson	5	1	2	3	2	-1	0	0	6
Milan Lucic	5	0	3	3	4	-2	0	0	6
Jeff Carter	5	2	0	2	4	-5	1	0	13
Trevor Lewis	5	2	0	2	4	0	0	1	6
Vincent Lecavalier	5	1	1	2	2	0	1	0	8
Luke Schenn	5	1	1	2	6	1	0	0	5
Kris Versteeg	5	1	1	2	0	0	0	0	5
Kyle Clifford	4	0	1	1	0	1	0	0	0
Marian Gaborik	4	0	1	1	2	2	0	0	8
Dustin Brown	5	0	1	1	4	-2	0	0	3
Drew Doughty	5	0	1	1	2	-5	0	0	9
Dwight King	5	0	1	1	2	1	0	0	7
Tyler Toffoli	5	0	1	1	2	-5	0	0	9
Andy Andreoff	1	0	0	0	0	0	0	0	2
Alec Martinez	1	0	0	0	0	0	0	0	0
Nick Shore	1	0	0	0	0	-1	0	0	0
Jamie McBain	4	0	0	0	2	0	0	0	2
Brayden McNabb	5	0	0	0	2	-4	0	0	6
Rob Scuderi	5	0	0	0	2	0	0	0	3
Jonathan Quick	5	0	0	0	0	0	0	0	0
Team PIM					0				
Team Totals	**5**	**11**	**20**	**31**	**44**	**-17**	**3**	**1**	**125**

GOALTENDER	GP	MIN	GA	SO	SA	S%	AVG	W-L
Jonathan Quick	5	296	15	0	132	.886	3.04	1-4
Empty Net Goals			1		1			
Team Totals	**5**	**303**	**16**	**0**	**133**	**.880**	**3.16**	**1-4**

KINGS ALL-TIME PLAYOFF RECORD YEAR-BY-YEAR

Season	GP	W	L	PCT.	GF	GA	Finish
1968	7	3	4	.429	21	26	Lost in QF
1969	11	4	7	.364	28	41	Lost in SF
1974	5	1	4	.200	7	10	Lost in QF
1975	3	1	2	.333	6	7	Lost in PRE
1976	9	5	4	.555	17	27	Lost in QF
1977	9	4	5	.444	35	37	Lost in QF
1978	2	0	2	.000	3	11	Lost in PRE
1979	2	0	2	.000	2	9	Lost in PRE
1980	4	1	3	.250	10	21	Lost in PRE
1981	4	1	3	.250	12	23	Lost in PRE
1982	10	4	6	.400	41	42	Lost in DF
1985	3	0	3	.000	7	11	Lost in DSF
1987	5	1	4	.200	20	32	Lost in DSF
1988	5	1	4	.200	18	30	Lost in DSF
1989	11	4	7	.364	36	42	Lost in DF
1990	10	4	6	.400	39	48	Lost in DF
1991	12	6	6	.500	46	37	Lost in DF
1992	6	2	4	.333	18	23	Lost in DSF
1993	24	13	11	.542	93	91	Lost in F
1998	4	0	4	.000	8	16	Lost in CQF
2000	4	0	4	.000	6	15	Lost in CQF
2001	13	7	6	.538	25	34	Lost in CSF
2002	7	3	4	.429	13	16	Lost in CQF
2010	6	2	4	.333	18	25	Lost in CQF
2011	6	2	4	.333	20	20	Lost in CQF
2012	20	16	4	.800	57	30	Won Stanley Cup
2013	18	9	9	.500	37	34	Lost in CF
2014	26	16	10	.615	88	70	Won Stanley Cup
2016	5	1	4	.200	11	16	Lost in First Round
TOTALS	**251**	**111**	**140**	**.442**	**742**	**844**	

KINGS ALL-TIME HOME PLAYOFF RECORD YEAR-BY-YEAR

Season	GP	W	L	PCT.	GF	GA
1968	4	3	1	.750	11	12
1969	5	2	3	.400	13	19
1974	2	1	1	.500	5	2
1975	2	1	1	.500	4	4
1976	4	3	1	.750	12	11
1977	5	3	2	.600	25	19
1978	1	0	1	.000	0	4
1979	1	0	1	.000	1	2
1980	2	0	2	.000	3	10
1981	2	1	1	.500	6	7
1982	4	1	3	.250	15	17
1985	1	0	1	.000	3	4
1987	2	0	2	.000	8	12
1988	2	1	1	.500	8	9
1989	6	3	3	.500	23	21
1990	5	3	2	.600	27	19
1991	6	4	2	.666	27	21
1992	3	1	2	.333	11	13
1993	11	6	5	.545	44	43
1998	2	0	2	.000	4	6
2000	2	0	2	.000	1	5
2001	6	4	2	.666	13	13
2002	3	2	1	.666	6	3
2010	3	1	2	.333	11	13
2011	3	0	3	.000	11	16
2012	9	6	3	.667	22	13
2013	9	8	1	.889	23	12
2014	12	8	4	.667	40	31
2016	3	0	3	.000	7	12
TOTALS	**120**	**62**	**58**	**.517**	**384**	**373**

KINGS ALL-TIME ROAD PLAYOFF RECORD YEAR-BY-YEAR

Season	GP	W	L	PCT.	GF	GA
1968	3	0	3	.000	10	14
1969	6	2	4	.333	15	22
1974	3	0	3	.000	2	8
1975	1	0	1	.000	2	3
1976	5	2	3	.400	5	16
1977	4	1	3	.250	10	18
1978	1	0	1	.000	3	7
1979	1	0	1	.000	1	7
1980	2	1	1	.500	7	11
1981	2	0	2	.000	6	16
1982	6	3	3	.500	26	25
1985	2	0	2	.000	4	7
1987	3	1	2	.333	12	20
1988	3	0	3	.000	10	21
1989	5	1	4	.200	13	21
1990	5	1	4	.200	12	29
1991	6	2	4	.333	19	16
1992	3	1	2	.333	7	10
1993	13	7	6	.538	49	48
1998	2	0	2	.000	4	10
2000	2	0	2	.000	5	10
2001	7	3	4	.429	12	21
2002	4	1	3	.250	7	13
2010	3	1	2	.333	7	12
2011	3	2	1	.667	9	4
2012	11	10	1	.909	35	17
2013	9	1	8	.111	14	22
2014	14	8	6	.571	48	39
2016	2	1	1	.500	4	4
TOTALS	**131**	**49**	**82**	**.374**	**358**	**471**

KINGS VS. OPPONENTS ALL-TIME IN PLAYOFFS

Opponent	Series	SW	SL	GP	W-L	GF	GA	Last MTG	RND	Result
Anaheim	1	1	0	7	4-3	19	15	2014	R2	W, 4-3
Arizona/Phoenix	1	1	0	5	4-1	14	8	2012	CF	W, 4-1
Boston	2	0	2	13	5-8	38	56	1977	QF	L, 2-4
Calgary/Atlanta	6	4	2	26	13-13	105	112	1993	DSF	W, 4-2
Chicago	3	1	2	17	6-11	46	47	2014	CF	W, 4-3
Colorado	2	0	2	14	6-8	23	33	2002	CQF	L, 3-4
Dallas/Minnesota	1	0	1	7	3-4	21	26	1968	QF	L, 3-4
Detroit	2	1	1	10	4-6	21	32	2001	CQF	W, 4-2
Edmonton	7	2	5	36	12-24	127	154	1992	DSF	L, 2-4
Montreal	1	0	1	5	1-4	12	15	1993	F	L, 1-4
New Jersey	1	1	0	6	4-2	16	8	2012	F	W, 4-2
NY Islanders	1	0	1	4	1-3	10	21	1980	PRE	L, 1-3
NY Rangers	3	1	2	11	5-6	29	42	2014	F	W, 4-1
San Jose	4	2	2	25	11-14	71	68	2016	R1	L, 1-4
St. Louis	4	2	2	18	8-10	40	48	2013	CQF	W, 4-2
Toronto	3	1	2	12	5-7	31	41	1993	CF	W, 4-3
Vancouver	5	3	2	28	15-13	96	93	2012	CQF	W, 4-1
Defunct Clubs	1	1	0	7	4-3	23	25	1969	QF	W, 4-3
TOTALS	**48**	**21**	**27**	**251**	**111-140**	**742**	**844**			

KINGS ALL-TIME PLAYOFF COACHING RECORDS

	Coach	Games	W-L	PCT.	Playoff Years
1	Darryl Sutter	69	42-27	.609	2012, 2013, 2014, 2016
2	Tom Webster	28	12-16	.429	1990, 1991, 1992
3	Bob Pulford	26	11-15	.423	1974, 1975, 1976, 1977
4	Barry Melrose	24	13-11	.542	1993
5	Andy Murray	24	10-14	.417	2000, 2001, 2002
6	Red Kelly	18	7-11	.389	1968, 1969
7	Robbie Ftorek	16	5-11	.313	1988, 1989
8	Terry Murray	12	4-8	.333	2010, 2011
9	Don Perry	10	4-6	.400	1982
10	Bob Berry	10	2-8	.200	1979, 1980, 1981
11	Mike Murphy	5	1-4	.200	1987
12	Larry Robinson	4	0-4	.000	1998
13	Pat Quinn	3	0-3	.000	1985
14	Ron Stewart	2	0-2	.000	1978

KINGS VS. OPPONENTS ALL-TIME IN HOME PLAYOFF GAMES

Opponent	GP	W	L	PCT.	GF	GA
Anaheim	3	1	2	.333	4	6
Arizona/Phoenix	2	1	1	.500	2	3
Boston	6	3	3	.500	26	25
Calgary/Atlanta	13	9	4	.692	56	44
Chicago	7	4	3	.571	22	15
Colorado	6	3	3	.500	10	10
Dallas/Minnesota	4	3	1	.750	11	12
Detroit	5	3	2	.600	10	11
Edmonton	17	7	10	.412	69	68
Montreal	2	0	2	.000	5	7
New Jersey	3	2	1	.667	11	4
NY Islanders	2	0	2	.000	3	10
NY Rangers	6	4	2	.667	18	17
San Jose	13	6	7	.462	42	40
St. Louis	9	5	4	.556	21	22
Toronto	6	3	3	.500	15	18
Vancouver	13	6	7	.462	49	51
Defunct Clubs	3	2	1	.666	10	10
TOTALS	**120**	**62**	**58**	**.517**	**384**	**373**

KINGS VS. OPPONENTS ALL-TIME IN ROAD PLAYOFF GAMES

Opponent	GP	W	L	PCT.	GF	GA
Anaheim	4	3	1	.750	15	9
Arizona/Phoenix	3	3	0	1.000	12	5
Boston	7	2	5	.286	12	31
Calgary/Atlanta	13	4	9	.308	49	68
Chicago	10	2	7	.200	24	32
Colorado	8	3	5	.375	13	23
Dallas/Minnesota	3	0	3	.000	10	14
Detroit	5	1	4	.200	11	21
Edmonton	19	5	14	.263	58	86
Montreal	3	1	2	.333	7	8
New Jersey	3	2	1	.667	5	4
NY Islanders	2	1	1	.500	7	11
NY Rangers	5	1	4	.200	11	25
San Jose	12	5	7	.417	29	28
St. Louis	9	3	6	.333	19	26
Toronto	6	2	4	.333	16	23
Vancouver	15	9	6	.600	47	42
Defunct Clubs	4	2	2	.500	13	15
TOTALS	**131**	**49**	**82**	**.374**	**358**	**471**

THE PLAYOFFS

KINGS ALL-TIME PLAYOFF HISTORY

1968

QUARTERFINALS (Best-of-seven)

April	4	KINGS	2	vs.	Minnesota	1	1-0
April	6	KINGS	2	vs.	Minnesota	0	2-0
April	9	Kings	5	at	Minnesota	7	2-1
April	11	Kings	2	at	Minnesota	3	2-2
April	13	KINGS	3	vs.	Minnesota	2	3-2
April	16	Kings	3	at	Minnesota	4 (OT)	3-3
April	18	Kings	4	vs.	Minnesota	9	3-4

1969

QUARTERFINALS (Best-of-seven)

April	2	KINGS	5	at	Oakland	4 (OT)	1-0
April	3	Kings	2	at	Oakland	4	1-1
April	5	Kings	2	vs.	Oakland	5	1-2
April	6	KINGS	4	vs.	Oakland	2	2-2
April	9	Kings	1	at	Oakland	4	2-3
April	10	KINGS	4	vs.	Oakland	3	3-3
April	13	KINGS	5	at	Oakland	3	4-3

SEMIFINALS (Best-of-seven)

April	15	Kings	0	at	St. Louis	4	0-1
April	17	Kings	2	at	St. Louis	3	0-2
April	19	Kings	2	vs.	St. Louis	5	0-3
April	20	Kings	1	vs.	St. Louis	4	0-4

1974

QUARTERFINALS (Best-of-seven)

April	10	Kings	1	at	Chicago	3	0-1
April	11	Kings	1	at	Chicago	4	0-2
April	13	Kings	0	vs.	Chicago	1	0-3
April	14	KINGS	5	vs.	Chicago	1	1-3
April	16	Kings	0	at	Chicago	1	1-4

1975

PRELIMINARY ROUND (Best-of-three)

April	8	KINGS	3	vs.	Toronto	2 (OT)	1-0
April	10	Kings	2	at	Toronto	3 (OT)	1-1
April	11	Kings	1	vs.	Toronto	2	1-2

1976

PRELIMINARY ROUND (Best of-three)

April	6	KINGS	2	vs.	Atlanta	1	1-0
April	8	KINGS	1	at	Atlanta	0	2-0

QUARTERFINALS (Best-of-seven)

April	11	Kings	0	at	Boston	4	0-1
April	13	KINGS	3	at	Boston	2 (OT)	1-1
April	15	KINGS	6	vs.	Boston	4	2-1
April	17	Kings	0	vs.	Boston	3	2-2
April	20	Kings	1	at	Boston	7	2-3
April	22	KINGS	4	vs.	Boston	3 (OT)	3-3
April	25	Kings	0	at	Boston	3	3-4

1977

PRELIMINARY ROUND (Best-of-three)

April	5	KINGS	5	vs.	Atlanta	2	1-0
April	7	Kings	2	at	Atlanta	3	1-1
April	9	KINGS	4	vs.	Atlanta	2	2-1

QUARTERFINALS (Best-of-seven)

April	11	Kings	3	at	Boston	8	0-1
April	13	Kings	2	at	Boston	6	0-2
April	15	Kings	6	vs.	Boston	7	0-3
April	17	KINGS	7	vs.	Boston	4	1-3
April	19	KINGS	3	at	Boston	1	2-3
April	21	Kings	3	vs.	Boston	4	2-4

1978

PRELIMINARY ROUND (Best-of-three)

April	11	Kings	3	at	Toronto	7	0-1
April	13	Kings	0	vs.	Toronto	4	0-2

1979

PRELIMINARY ROUND (Best-of-three)

April	10	Kings	1	vs.	NY Rangers	7	0-1
April	12	Kings	1	vs.	NY Rangers	2 (OT)	0-2

1980

PRELIMINARY ROUND (Best-of-five)

April	8	Kings	1	at	NY Islanders	8	0-1
April	9	KINGS	6	at	NY Islanders	3	1-1
April	11	Kings	3	vs.	NY Islanders	4 (OT)	1-2
April	12	Kings	0	vs.	NY Islanders	6	1-3

1981

PRELIMINARY ROUND (Best-of-five)

April	8	Kings	1	vs.	NY Rangers	3	0-1
April	9	KINGS	5	vs.	NY Rangers	4	1-1
April	11	Kings	3	at	NY Rangers	10	1-2
April	12	Kings	3	at	NY Rangers	6	1-3

1982

DIVISION SEMIFINALS (Best-of-five)

April	7	KINGS	10	at	Edmonton	8	1-0
April	8	Kings	2	at	Edmonton	3 (OT)	1-1
April	10	KINGS	6	vs.	Edmonton	5 (OT)	2-1
April	12	Kings	2	vs.	Edmonton	3	2-2
April	13	KINGS	7	at	Edmonton	4	3-2

DIVISION FINALS (Best-of-seven)

April	15	Kings	2	at	Vancouver	3	0-1
April	16	KINGS	3	at	Vancouver	2 (OT)	1-1
April	18	Kings	3	vs.	Vancouver	4 (OT)	1-2
April	19	Kings	4	vs.	Vancouver	5	1-3
April	21	Kings	2	at	Vancouver	5	1-4

1985

DIVISION SEMIFINALS (Best-of-five)

April	10	Kings	2	at	Edmonton	3 (OT)	0-1
April	11	Kings	2	at	Edmonton	4	0-2
April	13	Kings	3	vs.	Edmonton	4 (OT)	0-3

1987

DIVISION SEMIFINALS (Best-of-seven)

April	8	KINGS	5	at	Edmonton	2	1-0
April	9	Kings	3	at	Edmonton	13	1-1
April	11	Kings	5	vs.	Edmonton	6	1-2
April	12	Kings	3	vs.	Edmonton	6	1-3
April	14	Kings	4	at	Edmonton	5	1-4

1988

DIVISION SEMIFINALS (Best-of-seven)

April	6	Kings	2	at	Calgary	9	0-1
April	7	Kings	4	at	Calgary	6	0-2
April	9	KINGS	5	vs.	Calgary	2	1-2
April	10	Kings	3	vs.	Calgary	7	1-3
April	12	Kings	4	at	Calgary	6	1-4

1989

DIVISION SEMIFINALS (Best-of-seven)

April	5	Kings	3	vs.	Edmonton	4	0-1
April	6	KINGS	5	vs.	Edmonton	2	1-1
April	8	Kings	0	at	Edmonton	4	1-2
April	9	Kings	3	at	Edmonton	4	1-3
April	11	KINGS	4	vs.	Edmonton	2	2-3
April	13	KINGS	4	at	Edmonton	1	3-3
April	15	KINGS	6	vs.	Edmonton	3	4-3

DIVISION FINALS (Best-of-seven)

April	18	Kings	3	at	Calgary	4 (OT)	0-1
April	20	Kings	3	at	Calgary	8	0-2
April	22	Kings	2	vs.	Calgary	5	0-3
April	24	Kings	3	vs.	Calgary	5	0-4

KINGS ALL-TIME PLAYOFF HISTORY

1990

DIVISION SEMIFINALS (Best-of-seven)

April	4	KINGS	5	at	Calgary	3	1-0
April	6	Kings	5	at	Calgary	8	1-1
April	8	KINGS	2	vs.	Calgary	1 (OT)	2-1
April	10	KINGS	12	vs.	Calgary	4	3-1
April	12	Kings	1	at	Calgary	5	3-2
April	14	KINGS	4	vs.	Calgary	3 (2OT)	4-2

DIVISION FINALS (Best-of-seven)

April	18	Kings	0	at	Edmonton	7	0-1
April	20	Kings	1	at	Edmonton	6	0-2
April	22	Kings	4	vs.	Edmonton	5	0-3
April	24	Kings	5	vs.	Edmonton	6 (OT)	0-4

1991

DIVISION SEMIFINALS (Best-of-seven)

April	4	Kings	5	vs.	Vancouver	6	0-1
April	6	KINGS	3	vs.	Vancouver	2 (OT)	1-1
April	8	Kings	1	at	Vancouver	2 (OT)	1-2
April	10	KINGS	6	at	Vancouver	1	2-2
April	12	KINGS	7	vs.	Vancouver	4	3-2
April	14	KINGS	4	at	Vancouver	1	4-2

DIVISION FINALS (Best-of-seven)

April	18	KINGS	4	vs.	Edmonton	3 (OT)	1-0
April	20	Kings	3	vs.	Edmonton	4 (2OT)	1-1
April	22	Kings	3	at	Edmonton	4 (2OT)	1-2
April	24	Kings	2	at	Edmonton	4	1-3
April	26	KINGS	5	vs.	Edmonton	2	2-3
April	28	Kings	3	at	Edmonton	4 (OT)	2-4

1992

DIVISION SEMIFINALS (Best-of-seven)

April	18	Kings	1	vs.	Edmonton	3	0-1
April	20	KINGS	8	vs.	Edmonton	5	1-1
April	22	Kings	3	at	Edmonton	4	1-2
April	24	KINGS	4	at	Edmonton	3	2-2
April	26	Kings	2	vs.	Edmonton	5	2-3
April	28	Kings	0	at	Edmonton	3	2-4

1993

DIVISION SEMIFINALS (Best-of-seven)

April	18	KINGS	6	at	Calgary	3	1-0
April	21	Kings	4	at	Calgary	9	1-1
April	23	Kings	2	vs.	Calgary	5	1-2
April	25	KINGS	3	vs.	Calgary	1	2-2
April	27	KINGS	9	at	Calgary	4	3-2
April	29	KINGS	9	vs.	Calgary	6	4-2

DIVISION FINALS (Best-of-seven)

May	2	Kings	2	at	Vancouver	5	0-1
May	5	KINGS	6	at	Vancouver	3	1-1
May	7	KINGS	7	vs.	Vancouver	4	2-1
May	9	Kings	2	vs.	Vancouver	7	2-2
May	11	KINGS	4	at	Vancouver	3 (2OT)	3-2
May	13	KINGS	5	vs.	Vancouver	3	4-2

CONFERENCE FINALS (Best-of-seven)

May	17	Kings	1	at	Toronto	4	0-1
May	19	KINGS	3	at	Toronto	2	1-1
May	21	KINGS	4	vs.	Toronto	2	2-1
May	23	Kings	2	vs.	Toronto	4	2-2
May	25	Kings	2	at	Toronto	3 (OT)	2-3
May	27	KINGS	5	vs.	Toronto	4 (OT)	3-3
May	29	KINGS	5	at	Toronto	4	4-3

STANLEY CUP FINAL (Best-of-seven)

June	1	KINGS	4	at	Montreal	1	1-0
June	3	Kings	2	at	Montreal	3 (OT)	1-1
June	5	Kings	3	vs.	Montreal	4 (OT)	1-2
June	7	Kings	2	vs.	Montreal	3 (OT)	1-3
June	9	Kings	1	at	Montreal	4	1-4

1998

CONFERENCE QUARTERFINALS (Best-of-seven)

April	23	Kings	3	at	St. Louis	8	0-1
April	25	Kings	1	at	St. Louis	2	0-2
April	27	Kings	3	vs.	St. Louis	4	0-3
April	30	Kings	1	vs.	St. Louis	2	0-4

2000

CONFERENCE QUARTERFINALS (Best-of-seven)

April	13	Kings	0	at	Detroit	2	0-1
April	15	Kings	5	at	Detroit	8	0-2
April	17	Kings	1	vs.	Detroit	2	0-3
April	19	Kings	0	vs.	Detroit	3	0-4

2001

CONFERENCE QUARTERFINALS (Best-of-seven)

April	11	Kings	3	at	Detroit	5	0-1
April	14	Kings	0	at	Detroit	4	0-2
April	15	KINGS	2	vs.	Detroit	1	1-2
April	18	KINGS	4	vs.	Detroit	3 (OT)	2-2
April	21	KINGS	3	at	Detroit	2	3-2
April	23	KINGS	3	vs.	Detroit	2 (OT)	4-2

CONFERENCE SEMIFINALS (Best-of-seven)

April	26	KINGS	4	at	Colorado	3 (OT)	1-0
April	28	Kings	0	at	Colorado	2	1-1
April	30	Kings	3	vs.	Colorado	4	1-2
May	2	Kings	0	vs.	Colorado	3	1-3
May	4	KINGS	1	at	Colorado	0	2-3
May	6	KINGS	1	vs.	Colorado	0 (2OT)	3-3
May	9	Kings	1	at	Colorado	5	3-4

2002

CONFERENCE QUARTERFINALS (Best-of-seven)

April	18	Kings	3	at	Colorado	4	0-1
April	20	Kings	3	at	Colorado	5	0-2
April	22	KINGS	3	vs.	Colorado	1	1-2
April	23	Kings	0	vs.	Colorado	1	1-3
April	25	KINGS	1	at	Colorado	0 (OT)	2-3
April	27	KINGS	3	vs.	Colorado	1	3-3
April	29	Kings	0	at	Colorado	4	3-4

2010

CONFERENCE QUARTERFINALS (Best-of-seven)

April	15	Kings	2	at	Vancouver	3 (OT)	0-1
April	17	KINGS	3	at	Vancouver	2 (OT)	1-1
April	19	KINGS	5	vs.	Vancouver	3	2-1
April	21	Kings	4	vs.	Vancouver	6	2-2
April	23	Kings	2	at	Vancouver	7	2-3
April	25	Kings	2	vs.	Vancouver	4	2-4

2011

CONFERENCE QUARTERFINALS (Best-of-seven)

April	14	Kings	2	at	San Jose	3 (OT)	0-1
April	16	KINGS	4	at	San Jose	0	1-1
April	19	Kings	5	vs.	San Jose	6 (OT)	1-2
April	21	Kings	3	vs.	San Jose	6	1-3
April	23	KINGS	3	at	San Jose	1	2-3
April	25	Kings	3	vs.	San Jose	4 (OT)	2-4

THE PLAYOFFS

KINGS ALL-TIME PLAYOFF HISTORY

2012

CONFERENCE QUARTERFINALS (Best-of-seven)

April	11	KINGS	4	at	Vancouver	2	1-0
April	13	KINGS	4	at	Vancouver	2	2-0
April	15	KINGS	1	vs.	Vancouver	0	3-0
April	18	Kings	1	vs.	Vancouver	3	3-1
April	22	KINGS	2	at	Vancouver	1 (OT)	4-1

CONFERENCE SEMIFINALS (Best-of-seven)

April	28	KINGS	3	at	St. Louis	1	1-0
April	30	KINGS	5	at	St. Louis	2	2-0
May	3	KINGS	4	vs.	St. Louis	2	3-0
May	6	KINGS	3	vs.	St. Louis	1	4-0

CONFERENCE FINALS (Best-of-seven)

May	13	KINGS	4	at	Phoenix	2	1-0
May	15	KINGS	4	at	Phoenix	0	2-0
May	17	KINGS	2	vs.	Phoenix	1	3-0
May	20	Kings	0	vs.	Phoenix	2	3-1
May	22	KINGS	4	at	Phoenix	3 (OT)	4-1

STANLEY CUP FINAL (Best-of-seven)

May	30	KINGS	2	at	New Jersey	1 (OT)	1-0
June	2	KINGS	2	at	New Jersey	1 (OT)	2-0
June	4	KINGS	4	vs.	New Jersey	0	3-0
June	6	Kings	1	vs.	New Jersey	3	3-1
June	9	Kings	1	at	New Jersey	2	3-2
June	11	KINGS	6	vs.	New Jersey	1	4-2

2013

CONFERENCE QUARTERFINALS (Best-of-seven)

April	30	Kings	1	at	St. Louis	2 (OT)	0-1
May	2	Kings	1	at	St. Louis	2	0-2
May	4	KINGS	1	vs.	St. Louis	0	1-2
May	6	KINGS	4	vs.	St. Louis	3	2-2
May	8	KINGS	3	at	St. Louis	2 (OT)	3-2
May	10	KINGS	2	vs.	St. Louis	1	4-2

CONFERENCE SEMIFINALS (Best-of-seven)

May	14	KINGS	2	vs.	San Jose	0	1-0
May	16	KINGS	4	vs.	San Jose	3	2-0
May	18	Kings	1	at	San Jose	2 (OT)	2-1
May	21	Kings	1	at	San Jose	2	2-2
May	23	KINGS	3	vs.	San Jose	0	3-2
May	26	Kings	1	at	San Jose	2	3-3
May	28	KINGS	2	vs.	San Jose	1	4-3

CONFERENCE FINALS (Best-of-seven)

June	1	Kings	1	at	Chicago	2	0-1
June	2	Kings	2	at	Chicago	4	0-2
June	4	KINGS	3	vs.	Chicago	1	1-2
June	6	Kings	2	vs.	Chicago	3	1-3
June	8	Kings	3	at	Chicago	4 (2OT)	1-4

2014

FIRST ROUND (Best-of-seven)

April	17	Kings	3	at	San Jose	6	0-1
April	20	Kings	2	at	San Jose	7	0-2
April	22	Kings	3	vs.	San Jose	4 (OT)	0-3
April	24	KINGS	6	vs.	San Jose	3	1-3
April	26	KINGS	3	at	San Jose	0	2-3
April	28	KINGS	4	vs.	San Jose	1	3-3
April	30	KINGS	5	at	San Jose	1	4-3

SECOND ROUND (Best-of-seven)

May	3	KINGS	3	at	Anaheim	2 (OT)	1-0
May	5	KINGS	3	at	Anaheim	1	2-0
May	8	Kings	2	vs.	Anaheim	3	2-1
May	10	Kings	0	vs.	Anaheim	2	2-2
May	12	Kings	3	at	Anaheim	4	2-3
May	14	KINGS	2	vs.	Anaheim	1	3-3
May	16	KINGS	6	at	Anaheim	2	4-3

CONFERENCE FINALS (Best-of-seven)

May	18	Kings	1	at	Chicago	3	0-1
May	21	KINGS	6	at	Chicago	2	1-1
May	24	KINGS	4	vs.	Chicago	3	2-1
May	26	KINGS	5	vs.	Chicago	2	3-1
May	28	Kings	4	at	Chicago	5 (2OT)	3-2
May	30	Kings	3	vs.	Chicago	4	3-3
June	1	KINGS	5	at	Chicago	4 (OT)	4-3

STANLEY CUP FINAL (Best-of-seven)

June	4	KINGS	3	vs.	NY Rangers	2 (OT)	1-0
June	7	KINGS	5	vs.	NY Rangers	4 (2OT)	2-0
June	9	KINGS	3	at	NY Rangers	0	3-0
June	11	Kings	1	at	NY Rangers	2	3-1
June	13	KINGS	3	vs.	NY Rangers	2 (2OT)	4-1

2016

FIRST ROUND (Best-of-seven)

April	14	Kings	3	vs.	San Jose	4	0-1
April	16	Kings	1	vs.	San Jose	2	0-2
April	18	KINGS	2	at	San Jose	1 (OT)	1-2
April	20	Kings	2	at	San Jose	3	1-3
April	22	Kings	3	vs.	San Jose	6	1-4

KINGS PLAYOFF SCENARIOS

GAME #	RECORD	IF WIN, HAVE WON SERIES...	IF LOSE, HAVE WON SERIES...
1	19-29	13 of 19 Times	8 of 29 Times
2	21-27	15 of 21 Times	6 of 27 Times
3	19-26	13 of 19 Times	7 of 26 Times
4	12-30	9 of 12 Times	10 of 30 Times
5	18-16	12 of 18 Times	6 of 16 Times
6	15-8	12 of 15 Times	2 of 8 Times
7	7-4	7 of 7 Times	0 of 4 Times

WHEN THE KINGS...	SERIES RECORD...	THE KINGS HAVE...
Lead Series 1-0	13-6	Won Series 2-0: 1 Time
Lead Series 2-0	7-1	Won Series 2-1: 1 Time
Lead Series 2-1	7-3	Won Series 3-0: Never
Lead Series 3-0	5-0	Won Series 3-1: Never
Lead Series 3-1	6-0	Won Series 3-2: 1 Time
Lead Series 3-2	9-1	Won Series 4-0: 1 Time
Trail Series 0-1	8-21	Won Series 4-1: 3 Times
Trail Series 0-2	3-12	Won Series 4-2: 7 Times
Trail Series 1-2	6-13	Won Series 4-3: 7 Times
Trail Series 0-3	1-7	Lost Series 0-2: 2 Times
Trail Series 1-3	2-12	Lost Series 1-2: 1 Time
Trail Series 2-3	5-7	Lost Series 0-3: 1 Time
Tied In Series 1-1	10-12	Lost Series 1-3: 2 Times
Tied In Series 2-2	10-4	Lost Series 2-3: Never
Tied In Series 3-3	7-4	Lost Series 0-4: 5 Times
		Lost Series 1-4: 7 Times
		Lost Series 2-4: 5 Times
		Lost Series 3-4: 4 Times

(**NOTE:** THE TABLE ABOVE INCLUDES BEST-OF-THREE, BEST-OF-FIVE AND BEST-OF-SEVEN SERIES)

IN THE BEST OF A...	SERIES W	SERIES L
3-GAME SERIES	2	3
5-GAME SERIES	1	3
7-GAME SERIES	18	21
TOTALS	**21**	**27**

HOME-ICE ADVANTAGE	SERIES W	SERIES L
KINGS WITH HOME-ICE ADV.	6	7
OPPONENT WITH HOME-ICE ADV.	15	20
TOTALS	**21**	**27**

KINGS BEST OF SEVEN SCENARIOS

(**NOTE:** THE KINGS HAVE PLAYED FIVE BEST-OF-THREE GAME SERIES AND FOUR BEST-OF-FIVE GAME SERIES)

ALL-TIME RECORD IN BEST-OF-SEVEN SERIES		**18-21**
ALL-TIME SERIES RECORD WHEN HAVING HOME-ICE ADVANTAGE		**4-4**
Last time had home ice: 2016 First Round vs. San Jose, lost series 1-4		
ALL-TIME SERIES RECORD WHEN OPPONENT HAS HOME-ICE ADVANTAGE		**14-17**
Last time started series on the road: 2014 WCF at Chicago, won series 4-3		
KINGS SERIES RECORD WHEN UP 1-0 IN A SERIES		**10-5**
KINGS SERIES RECORD WHEN UP 2-0 IN A SERIES		**7-1**
KINGS SERIES RECORD WHEN UP 2-1 IN A SERIES		**6-3**
KINGS SERIES RECORD WHEN UP 3-0 IN A SERIES		**5-0**
KINGS SERIES RECORD WHEN UP 3-1 IN A SERIES		**6-0**
KINGS SERIES RECORD WHEN UP 3-2 IN A SERIES		**9-1**
KINGS SERIES RECORD WHEN TRAIL 0-1 IN A SERIES		**8-16**
KINGS SERIES RECORD WHEN TRAIL 0-2 IN A SERIES		**3-11**
KINGS SERIES RECORD WHEN TRAIL 1-2 IN A SERIES		**6-11**
KINGS SERIES RECORD WHEN TRAIL 0-3 IN A SERIES		**1-7**
KINGS SERIES RECORD WHEN TRAIL 1-3 IN A SERIES		**2-12**
KINGS SERIES RECORD WHEN TRAIL 2-3 IN A SERIES		**5-7**
KINGS SERIES RECORD WHEN TIED 1-1 IN A SERIES		**8-9**
KINGS SERIES RECORD WHEN TIED 2-2 IN A SERIES		**9-4**
KINGS SERIES RECORD WHEN TIED 3-3 IN A SERIES		**7-4**
Last time Game Seven at home: 2013 vs. San Jose, won 2-1	HOME RECORD	2-1
Last time Game Seven on the road: 2014 at Chicago, won 5-4	ROAD RECORD	5-3
KINGS RECORD WHEN FACING ELIMINATION		**22-21**
KINGS RECORD WITH A CHANCE TO CLINCH A SERIES		**18-13**

(**NOTE:** GAME SEVEN COUNTS BOTH AS FACING ELIMINATION AND FACING CLINCHING SERIES)

KINGS ALL-TIME PLAYOFF SCORING

	PLAYER	POS	GP	G	A	PTS	PIM	PPG	SHG
1	Gretzky, Wayne	C	60	29	65	**94**	8	8	2
2	Robitaille, Luc	LW	94	41	48	**89**	126	14	0
3	**Kopitar, Anze**	C	75	20	44	**64**	39	4	2
4	Taylor, Dave	RW	92	26	33	**59**	149	10	2
5	Williams, Justin	RW	73	22	32	**54**	59	5	0
6	**Carter, Jeff**	C	69	26	27	**53**	26	10	0
7	**Doughty, Drew**	D	81	16	35	**51**	66	6	0
8	**Brown, Dustin**	RW	81	19	27	**46**	80	6	2
9	Sandstrom, Tomas	RW	50	17	28	**45**	53	5	0
10	Dionne, Marcel	C	43	20	23	**43**	15	10	0
11	Duchesne, Steve	D	43	13	26	**39**	44	6	0
12	Nicholls, Bernie	C	34	16	21	**37**	61	5	0
13	Granato, Tony	LW	52	13	24	**37**	100	3	1
14	Richards, Mike	C	61	10	27	**37**	42	3	0
15	Murphy, Mike	RW	45	11	20	**31**	48	4	1
16	King, Dwight	LW	69	10	15	**25**	37	0	1
17	Voynov, Slava	D	64	9	16	**25**	20	1	0
18	Blake, Rob	D	57	8	16	**24**	98	3	1
19	**Gaborik, Marian**	RW	30	14	9	**23**	8	3	0
20	Donnelly, Mike	LW	42	12	11	**23**	24	0	0
21	**Lewis, Trevor**	C	75	11	12	**23**	16	3	1
22	**Toffoli, Tyler**	C	43	9	12	**21**	12	1	0
23	Elik, Todd	C	22	5	16	**21**	16	1	0
24	Carson, Jimmy	C	28	11	9	**20**	12	3	0
25	Kurri, Jari	RW	28	10	10	**20**	16	3	2
26	**Muzzin, Jake**	D	48	7	13	**20**	16	3	0
27	Palffy, Ziggy	RW	24	9	10	**19**	8	0	0
28	Goring, Butch	C	30	9	9	**18**	6	4	0
29	Penner, Dustin	LW	44	7	11	**18**	44	0	0
30	Kasper, Steve	C	31	6	12	**18**	20	0	1
31	McSorley, Marty	D	63	6	11	**17**	190	3	0
32	**Martinez, Alec**	D	60	6	10	**16**	30	2	0
33	Stoll, Jarret	C	69	6	10	**16**	44	3	0
34	Williams, Tommy	LW	29	8	7	**15**	4	2	0
35	**Pearson, Tanner**	LW	30	5	10	**15**	10	0	0
36	Hardy, Mark	D	41	5	10	**15**	64	1	0
37	Stumpel, Jozef	C	21	4	11	**15**	20	2	0
38	**Clifford, Kyle**	LW	51	4	11	**15**	56	0	0
39	Simmer, Charlie	LW	15	7	7	**14**	24	2	0
40	Rychel, Warren	LW	23	6	7	**13**	39	0	0
41	Evans, Daryl	RW	10	5	8	**13**	12	1	0
42	Murphy, Larry	D	14	5	8	**13**	14	2	0
43	Greene, Matt	D	61	2	11	**13**	48	0	1
44	MacDonald, Lowell	LW	14	5	7	**12**	2	1	1
45	Fox, Jim	RW	22	4	8	**12**	0	1	0
46	Zhitnik, Alexei	D	24	3	9	**12**	26	2	0
47	Wells, Jay	D	31	3	9	**12**	110	1	0
48	Murdoch, Bob	D	28	2	10	**12**	40	1	0
49	Johnson, Jack	D	12	1	11	**12**	6	1	0
50	Kontos, Chris	RW	20	11	0	**11**	12	7	0
51	Joyal, Eddie	C	18	7	4	**11**	2	4	0
52	Sydor, Darryl	D	24	3	8	**11**	16	2	0
53	Irvine, Ted	LW	17	6	4	**10**	9	1	0
54	Conacher, Pat	C	24	6	4	**10**	6	0	0
55	Deadmarsh, Adam	RW	17	4	6	**10**	6	0	0
56	Flett, Bill	RW	17	4	6	**10**	19	1	0
57	Menard, Howie	C	18	3	7	**10**	36	1	0
58	Robinson, Larry	D	24	3	7	**10**	25	0	0
59	Schneider, Mathieu	D	20	0	10	**10**	28	0	0
60	Murray, Glen	RW	21	6	3	**9**	12	1	0
61	Richardson, Brad	C	36	4	5	**9**	8	0	0
62	White, Bill	D	18	3	6	**9**	12	0	0
63	Tonelli, John	LW	28	3	6	**9**	26	1	0
64	Mitchell, Willie	D	44	3	6	**9**	40	2	0
65	Krushelnyski, Mike	C	21	2	7	**9**	16	1	0
66	Kozak, Don	RW	26	6	2	**8**	69	1	0
67	Carr, Gene	C	17	4	4	**8**	45	1	0
68	Kudelski, Bob	RW	22	4	4	**8**	4	0	0
69	Smolinski, Bryan	C	24	3	5	**8**	18	1	0
70	Berry, Bob	LW	26	2	6	**8**	6	0	0
71	Hutchison, Dave	D	20	1	7	**8**	68	0	0
72	Coffey, Paul	D	6	4	3	**7**	2	3	0
73	Robinson, Doug	LW	7	4	3	**7**	0	0	0
74	Handzus, Michal	C	12	4	3	**7**	4	3	0
75	Goldup, Glenn	LW	16	4	3	**7**	22	0	0
76	Sargent, Gary	D	11	3	4	**7**	6	2	0
77	Smyth, Ryan	LW	12	3	4	**7**	6	0	0
78	Bonar, Dan	C	14	3	4	**7**	22	0	1
79	Laidlaw, Tom	D	21	2	5	**7**	12	0	0
80	Huddy, Charlie	D	29	2	5	**7**	22	0	0
81	Millen, Corey	C	29	2	5	**7**	18	0	0
82	Lewis, Dave	D	18	0	7	**7**	42	0	0
83	Benning, Brian	D	19	0	7	**7**	12	0	0
84	Smith, Doug	C	13	4	2	**6**	15	1	0
85	Allison, Jason	C	7	3	3	**6**	4	0	0
86	Simmonds, Wayne	RW	12	3	3	**6**	29	0	0
87	Lemieux, Real	LW	18	2	4	**6**	10	1	0
88	Hopkins, Dean	RW	18	1	5	**6**	29	0	0
89	Venasky, Vic	C	21	1	5	**6**	12	1	0
90	Scuderi, Rob	D	55	0	6	**6**	12	0	0
91	Bozek, Steve	LW	10	4	1	**5**	6	2	0
92	Williams, Dave	LW	8	3	2	**5**	34	0	0
93	Croteau, Gary	LW	11	3	2	**5**	8	1	0
94	Johnson, Craig	LW	15	3	2	**5**	8	0	0
95	Labossiere, Gord	C	7	2	3	**5**	24	0	0
96	Carpenter, Bob	C	10	2	3	**5**	2	0	0
97	Corrigan, Mike	C	15	2	3	**5**	20	0	0
98	Emerson, Nelson	RW	19	2	3	**5**	6	0	0
99	Laperriere, Ian	RW/C	28	2	3	**5**	29	0	0
100	Miller, Jay	LW	34	2	3	**5**	102	0	0
101	Belanger, Eric	C	20	1	4	**5**	6	0	0
102	Rolfe, Dale	D	17	0	5	**5**	22	0	0
103	McIntyre, John	C	18	0	5	**5**	36	0	0
104	Kennedy, Dean	D	20	0	5	**5**	28	0	0
105	Modin, Fredrik	LW	6	3	1	**4**	2	2	0
106	Nevin, Bob	RW	17	3	1	**4**	6	0	0
107	Shuchuk, Gary	RW	17	2	2	**4**	12	0	0
108	Frolov, Alexander	LW	6	1	3	**4**	0	0	0
109	Hughes, Brent	D	18	1	3	**4**	47	0	0
110	Fraser, Colin	C	34	1	3	**4**	14	0	0
111	Fenton, Paul	LW	5	2	1	**3**	2	1	0
112	Campbell, Bryan	C	6	2	1	**3**	0	0	1
113	Harris, Billy	RW	8	2	1	**3**	2	0	0
114	Bourne, Bob	C	10	2	1	**3**	0	0	0
115	Wiemer, Jim	D	10	2	1	**3**	19	0	0
116	O'Donnell, Sean	D	14	2	1	**3**	44	0	0
117	Perreault, Yanic	C	4	1	2	**3**	6	1	0
118	Degray, Dale	D	8	1	2	**3**	12	1	0
119	Palmer, Rob	D	8	1	2	**3**	6	0	0
120	Widing, Juha	C	8	1	2	**3**	2	0	0
121	Inglis, Billy	C	11	1	2	**3**	4	0	0
122	Amadio, Dave	D	16	1	2	**3**	18	0	0
123	Modry, Jaroslav	D	19	1	2	**3**	6	1	0
124	Lucic, Milan	LW	5	0	3	**3**	4	0	0
125	Berg, Aki	D	6	0	3	**3**	2	0	0
126	Chartraw, Rick	D	14	0	3	**3**	21	0	0
127	Wall, Bob	D	15	0	3	**3**	0	0	0
128	Korab, Jerry	D	17	0	3	**3**	70	0	0
129	Brown, Larry	D	24	0	3	**3**	10	0	0
130	Regehr, Robyn	D	26	0	3	**3**	13	0	0
131	Watters, Tim	D	50	0	3	**3**	62	0	0
132	Hughes, Howie	RW	14	2	0	**2**	2	1	0
133	Allison, Mike	C	16	2	0	**2**	28	0	1
134	Erickson, Bryan	RW	3	1	1	**2**	0	0	0
135	Apps Jr., Syl	C	4	1	1	**2**	0	1	0
136	Carlson, Steve	C	4	1	1	**2**	7	0	0
137	Edestrand, Darryl	D	4	1	1	**2**	10	0	0
138	Lecavalier, Vincent	C	5	1	1	**2**	2	1	0
139	Schenn, Luke	D	5	1	1	**2**	6	0	0
140	Versteeg, Kris	RW	5	1	1	**2**	0	0	0
141	Eloranta, Mikko	LW	7	1	1	**2**	2	0	0
142	St. Laurent, Andre	C	7	1	1	**2**	9	0	1
143	Jones, Brad	LW	8	1	1	**2**	2	0	0
144	Schultz, Dave	LW	9	1	1	**2**	45	1	0
145	Cahan, Larry	D	11	1	1	**2**	22	0	0
146	Chartrand, Brad	LW	11	1	1	**2**	8	0	0

THE PLAYOFFS

KINGS ALL-TIME PLAYOFF SCORING

	PLAYER	POS	GP	G	A	PTS	PIM	PPG	SHG
147	Galley, Garry	D	11	1	1	**2**	4	0	0
148	Kelly, John Paul	LW	18	1	1	**2**	41	1	0
149	St. Marseille, Frank	RW	26	1	1	**2**	2	0	0
150	**Nolan, Jordan**	C	30	1	1	**2**	27	0	0
151	Buskas, Rod	D	2	0	2	**2**	22	0	0
152	Grant, Danny	RW	2	0	2	**2**	2	0	0
153	Ruskowski, Terry	C	3	0	2	**2**	0	0	0
154	Luce, Don	C	4	0	2	**2**	2	0	0
155	Westgarth, Kevin	C	6	0	2	**2**	14	0	0
156	Gray, Terry	RW	7	0	2	**2**	10	0	0
157	Jensen, Steve	LW	10	0	2	**2**	9	0	0
158	Peters, Jimmy	C	11	0	2	**2**	4	0	0
159	Sykes, Phil	LW	15	0	2	**2**	20	0	0
160	Kannegiesser, Sheldon	D	17	0	2	**2**	8	0	0
161	Boucher, Philippe	D	18	0	2	**2**	4	0	0
162	Lessard, Mario	G	20	0	2	**2**	4	0	0
163	Wilson, Bert	LW	20	0	2	**2**	42	0	0
164	Komadoski, Neil	D	23	0	2	**2**	47	0	0
165	Norstrom, Mattias	D	28	0	2	**2**	30	0	0
166	Stemkowski, Pete	C	2	1	0	**1**	2	0	0
167	Popiel, Poul	D	3	1	0	**1**	4	0	0
168	Redmond, Craig	D	3	1	0	**1**	2	0	0
169	Terrion, Greg	C	3	1	0	**1**	4	1	0
170	Ponikarovsky, Alexei	LW	4	1	0	**1**	0	0	0
171	Krake, Skip	C	6	1	0	**1**	15	0	0
172	Crowder, Keith	RW	7	1	0	**1**	9	0	0
173	Thomas, Scott	LW	12	1	0	**1**	4	1	0
174	Buchberger, Kelly	LW	19	1	0	**1**	13	0	0
175	Corbett, Mike*	RW	2	0	1	**1**	2	0	0
176	Crossman, Doug	D	2	0	1	**1**	2	0	0
177	Miller, Bob	C	2	0	1	**1**	0	0	0
178	Sinisalo, Ilkka	LW	2	0	1	**1**	0	0	0
179	Vopat, Jan	D	2	0	1	**1**	2	0	0
180	Ferraro, Ray	C	3	0	1	**1**	2	0	0
181	Karjalainen, Kyosti	RW	3	0	1	**1**	2	0	0
182	Laughlin, Craig	RW	3	0	1	**1**	2	0	0
183	MacLellan, Brian	LW	3	0	1	**1**	0	0	0
184	McKenna, Steve	LW	3	0	1	**1**	8	0	0
185	Ronning, Cliff	C	4	0	1	**1**	2	0	0
186	Tsyplakov, Vladimir	RW	4	0	1	**1**	8	0	0
187	Long, Barry	D	5	0	1	**1**	18	0	0
188	McKenna, Sean	RW	5	0	1	**1**	0	0	0
189	Rota, Randy	LW	5	0	1	**1**	0	0	0
190	Guay, Paul	RW	6	0	1	**1**	8	0	0
191	Desjardins, Gerry	G	9	0	1	**1**	0	0	0
192	Baumgartner, Ken	LW	10	0	1	**1**	36	0	0
193	Halkidis, Bob	D	11	0	1	**1**	8	0	0
194	Visnovsky, Lubomir	D	12	0	1	**1**	0	0	0
195	Karalahti, Jere	D	17	0	1	**1**	20	0	0
196	Miller, Aaron	D	20	0	1	**1**	6	0	0
197	Hrudey, Kelly	G	57	0	1	**1**	4	0	0
198	**Quick, Jonathan**	G	81	0	1	**1**	18	0	0
199	**Andreoff, Andy**	LW	1	0	0	**0**	0	0	0
200	Bernier, Jonathan	G	1	0	0	**0**	0	0	0
201	Clippingdale, Steve	LW	1	0	0	**0**	0	0	0
202	Eliot, Darren	G	1	0	0	**0**	0	0	0
203	English, John	D	1	0	0	**0**	0	0	0
204	Ersberg, Erik	G	1	0	0	**0**	0	0	0
205	Germain, Eric	D	1	0	0	**0**	4	0	0
206	Gibbs, Barry	D	1	0	0	**0**	0	0	0
207	Ivanans, Raitis	LW	1	0	0	**0**	0	0	0
208	Lemieux, Jacques	D	1	0	0	**0**	0	0	0
209	Loach, Lonnie	LW	1	0	0	**0**	0	0	0
210	Makela, Mikko	RW	1	0	0	**0**	0	0	0
211	Martin, Rick	LW	1	0	0	**0**	0	0	0
212	Moller, Oscar	RW	1	0	0	**0**	0	0	0
213	Mulhern, Richard	D	1	0	0	**0**	0	0	0
214	Phair, Lyle	LW	1	0	0	**0**	0	0	0
215	Potvin, Marc	RW	1	0	0	**0**	0	0	0
216	Rutherford, Jim	G	1	0	0	**0**	0	0	0
217	Scott, Ron	G	1	0	0	**0**	0	0	0
218	Selwood, Brad	D	1	0	0	**0**	0	0	0
219	**Shore, Nick**	C	1	0	0	**0**	0	0	0
220	Simmons, Gary	G	1	0	0	**0**	0	0	0
221	Thomson, Jim	RW	1	0	0	**0**	0	0	0
222	Tredway, Brock*	RW	1	0	0	**0**	0	0	0
223	Tuomainen, Marko	RW	1	0	0	**0**	0	0	0
224	Wilson, Murray	LW	1	0	0	**0**	0	0	0
225	Lesuk, Bill	LW	2	0	0	**0**	4	0	0
226	Liba, Igor	RW	2	0	0	**0**	2	0	0
227	Loktionov, Andrei	C	2	0	0	**0**	0	0	0
228	Monahan, Hartland	RW	2	0	0	**0**	0	0	0
229	Paterson, Joe	LW	2	0	0	**0**	0	0	0
230	Zmolek, Doug	D	2	0	0	**0**	2	0	0
231	Jones, Martin	G	2	0	0	**0**	0	0	0
232	Halward, Doug	D	2	0	0	**0**	14	0	0
233	Hampton, Rick	D	2	0	0	**0**	0	0	0
234	Harrold, Peter	D/F	2	0	0	**0**	0	0	0
235	Heaslip, Mark	RW	2	0	0	**0**	2	0	0
236	Holt, Randy	D	2	0	0	**0**	4	0	0
237	Howse, Don	LW	2	0	0	**0**	0	0	0
238	Bednar, Jaroslav	LW	3	0	0	**0**	0	0	0
239	Blake, Jason	C	3	0	0	**0**	0	0	0
240	Edwards, Gary	G	3	0	0	**0**	0	0	0
241	Engblom, Brian	D	3	0	0	**0**	2	0	0
242	Gosselin, Mario	G	3	0	0	**0**	0	0	0
243	Hakansson, Anders	LW	3	0	0	**0**	0	0	0
244	Janecyk, Bob	G	3	0	0	**0**	0	0	0
245	Keans, Doug	G	3	0	0	**0**	0	0	0
246	Lukowich, Morris	LW	3	0	0	**0**	8	0	0
247	Playfair, Larry	D	3	0	0	**0**	14	0	0
248	Shutt, Steve	LW	3	0	0	**0**	4	0	0
249	Anderson, Ron	RW	4	0	0	**0**	2	0	0
250	Bjugstad, Scott	LW	4	0	0	**0**	2	0	0
251	Clune, Rich	LW	4	0	0	**0**	5	0	0
252	Corkum, Bob	C	4	0	0	**0**	0	0	0
253	Courtnall, Russ	RW	4	0	0	**0**	2	0	0
254	Gagne, Simon	LW	4	0	0	**0**	2	0	0
255	Heinze, Steve	RW	4	0	0	**0**	2	0	0
256	Johnson, Matt	LW	4	0	0	**0**	6	0	0
257	Jones, Randy	D	4	0	0	**0**	2	0	0
258	LaFayette, Nathan	C	4	0	0	**0**	2	0	0
259	Manery, Randy	D	4	0	0	**0**	8	0	0
260	McBain, Jamie	D	4	0	0	**0**	2	0	0
261	Prajsler, Petr	D	4	0	0	**0**	0	0	0
262	Stauber, Robb	G	4	0	0	**0**	0	0	0
263	Thompson, Brent	D	4	0	0	**0**	4	0	0
264	Bylsma, Dan	LW	5	0	0	**0**	0	0	0
265	Ellerby, Keaton	D	5	0	0	**0**	0	0	0
266	Grimson, Stu	LW	5	0	0	**0**	4	0	0
267	Hammond, Ken	D	5	0	0	**0**	8	0	0
268	Ledyard, Grant	D	5	0	0	**0**	10	0	0
269	McNabb, Brayden	D	5	0	0	**0**	2	0	0
270	Sawchuk, Terry	G	5	0	0	**0**	0	0	0
271	Storr, Jamie	G	5	0	0	**0**	0	0	0
272	Ahola, Peter	D	6	0	0	**0**	2	0	0
273	Halpern, Jeff	C	6	0	0	**0**	4	0	0
274	Lilja, Andreas	D	6	0	0	**0**	6	0	0
275	Melanson, Roland	G	6	0	0	**0**	4	0	0
276	Parse, Scott	LW	6	0	0	**0**	0	0	0
277	Fiset, Stephane	G	7	0	0	**0**	0	0	0
278	Healy, Glenn	G	7	0	0	**0**	6	0	0
279	Schultz, Jeff	D	7	0	0	**0**	0	0	0
280	Smith, Brian	LW	7	0	0	**0**	0	0	0
281	Harper, Terry	D	8	0	0	**0**	18	0	0
282	Maloney, Dan	LW	8	0	0	**0**	4	0	0
283	Rutledge, Wayne	G	8	0	0	**0**	4	0	0
284	Kelly, Steve	C	9	0	0	**0**	2	0	0
285	DeMarco, Ab	D	10	0	0	**0**	13	0	0
286	Duguay, Ron	RW	13	0	0	**0**	6	0	0
287	Potvin, Felix	G	20	0	0	**0**	0	0	0
288	Vachon, Rogie	G	25	0	0	**0**	2	0	0

* Appeared only in Kings postseason games

KINGS ALL-TIME PLAYOFF GOALTENDING

	GOALIE	GP	MIN	W-L	GA	SO	SA	S%	GAA	G	A	PIM
1	**Quick, Jonathan**	81	4,979	46-35	188	9	2,372	.921	2.27	0	1	18
2	Hrudey, Kelly	57	3,519	26-30	207	0	1,773	.883	3.53	0	1	4
3	Vachon, Rogie	25	1,511	9-16	78	1	711	.890	3.10	0	0	2
4	Potvin, Felix	20	1,229	10-10	48	3	562	.915	2.34	0	0	0
5	Lessard, Mario	20	1,131	6-12	84	0	624	.865	4.45	0	2	2
6	Desjardins, Gerry	9	431	3-4	28	0	202	.861	3.90	0	1	0
7	Rutledge, Wayne	8	377	2-5	20	0	186	.892	3.18	0	0	4
8	Healy, Glenn	7	335	1-4	26	0	186	.860	4.66	0	0	6
9	Fiset, Stephane	7	293	0-5	17	0	159	.893	3.48	0	0	0
10	Melanson, Roland	6	318	1-5	33	0	203	.837	6.23	0	0	4
11	Sawchuk, Terry	5	280	2-2	18	1	139	.871	3.86	0	0	0
12	Storr, Jamie	5	181	0-3	11	0	102	.892	3.65	0	0	0
13	Stauber, Robb	4	240	3-1	16	0	157	.898	4.00	0	0	0
14	Janecyk, Bob	3	183	0-3	10	0	100	.900	3.28	0	0	0
15	Edwards, Gary	3	180	2-1	10	0	93	.892	3.33	0	0	0
16	Keans, Doug	3	71	0-2	8	0	25	.680	6.80	0	0	0
17	Gosselin, Mario	3	62	0-2	3	0	22	.864	2.90	0	0	0
18	Jones, Martin	2	56	0-0	0	0	7	1.000	0.00	0	0	0
19	Eliot, Darren	1	40	0-0	7	0	29	.759	10.50	0	0	0
20	Scott, Ron	1	32	0-0	4	0	10	.600	7.45	0	0	0
21	Bernier, Jonathan	1	30	0-0	0	0	9	1.000	0.00	0	0	0
22	Rutherford, Jim	1	20	0-0	2	0	8	.750	6.00	0	0	0
23	Simmons, Gary	1	20	0-0	1	0	7	.857	3.00	0	0	0
24	Ersberg, Erik	1	13	0-0	2	0	4	.500	9.23	0	0	0

KINGS ALL-TIME TOP FIVE IN PLAYOFFS

GAMES PLAYED

No.	Player	Total
1	Luc Robitaille	94
2	Dave Taylor	92
3	**Dustin Brown**	81
	Drew Doughty	81
5	**Anze Kopiter**	75
	Trevor Lewis	75

GOALS

No.	Player	Total
1	Luc Robitaille	41
2	Wayne Gretzky	29
3	**Jeff Carter**	26
	Dave Taylor	26
5	Justin Williams	22

ASSISTS

No.	Player	Total
1	Wayne Gretzky	65
2	Luc Robitaille	48
3	**Anze Kopitar**	44
4	**Drew Doughty**	35
5	Dave Taylor	33

POINTS

No.	Player	Total
1	Wayne Gretzky	94
2	Luc Robitaille	89
3	**Anze Kopitar**	64
4	Dave Taylor	59
5	Justin Williams	54

PENALTY MINUTES

No.	Player	Total
1	Marty McSorley	190
2	Dave Taylor	149
3	Luc Robitaille	126
4	Jay Wells	110
5	Jay Miller	102

PPG'S

No.	Player	Total
1	Luc Robitaille	14
2	**Jeff Carter**	10
	Marcel Dionne	10
	Dave Taylor	10
5	Wayne Gretzky	8

SHG'S

No.	Player	Total
1	**Dustin Brown**	2
	Anze Kopitar	2
	Wayne Gretzky	2
	Jari Kurri	2
	Dave Taylor	2

PLUS/MINUS

No.	Player	Total
1	**Anze Kopitar**	24
2	Justin Williams	21
3	Willie Mitchell	18
4	Slava Voynov	14
5	**Dustin Brown**	13
	Rob Scuderi	13

GWG'S

No.	Player	Total
1	Luc Robitaille	9
2	**Dustin Brown**	5
	Wayne Gretzky	5
4	Six Tied	4

DEFENSEMAN GP

No.	Player	Total
1	**Drew Doughty**	81
2	Slava Voynov	64
3	Marty McSorley	63
4	Matt Greene	61
5	**Alec Martinez**	60

DEFENSEMAN GOALS

No.	Player	Total
1	**Drew Doughty**	16
2	Steve Duchesne	13
3	Slava Voynov	9
4	Rob Blake	8
5	**Jake Muzzin**	7

DEFENSEMAN ASSISTS

No.	Player	Total
1	**Drew Doughty**	35
2	Steve Duchesne	26
3	Rob Blake	16
	Slava Voynov	16
5	**Jake Muzzin**	13

DEFENSEMAN PTS

No.	Player	Total
1	**Drew Doughty**	51
2	Steve Duchesne	39
3	Slava Voynov	25
4	Rob Blake	24
5	**Jake Muzzin**	20

DEFENSEMAN PIM

No.	Player	Total
1	Marty McSorley	190
2	Jay Wells	110
3	Rob Blake	98
4	Jerry Korab	70
5	Dave Hutchison	68

DEFENSEMAN PPG'S

No.	Player	Total
1	**Drew Doughty**	6
	Steve Duchesne	6
3	**Jake Muzzin**	3
	Rob Blake	3
	Paul Coffey	3
	Marty McSorley	3

DEFENSEMAN SHG'S

No.	Player	Total
1	Rob Blake	1
	Matt Greene	1

DEFENSEMAN +/-

No.	Player	Total
1	Willie Mitchell	18
2	Slava Voynov	14
3	Rob Scuderi	13
4	Matt Greene	10
5	Charlie Huddy	7
	Larry Robinson	7

DEFENSEMAN GWG'S

No.	Player	Total
1	**Alec Martinez**	4
	Slava Voynov	4
3	12 Tied	1

GOALIE GP

No.	Player	Total
1	**Jonathan Quick**	81
2	Kelly Hrudey	57
3	Rogie Vachon	25
4	Mario Lessard	20
	Felix Potvin	20

GOALIE WINS

No.	Player	Total
1	**Jonathan Quick**	46
2	Kelly Hrudey	26
3	Felix Potvin	10
4	Rogie Vachon	9
5	Mario Lessard	6

GOALIE SHUTOUTS

No.	Player	Total
1	**Jonathan Quick**	9
2	Felix Potvin	3
3	Terry Sawchuk	1
	Rogie Vachon	1

GOALIE GAA*

No.	Player	Total
1	**Jonathan Quick**	2.27
2	Felix Potvin	2.34
3	Rogie Vachon	3.10
4	Wayne Rutledge	3.18
5	Stephane Fiset	3.48

GOALIE SAVE PCT*

No.	Player	Total
1	**Jonathan Quick**	.921
2	Felix Potvin	.915
3	Stephane Fiset	.893
4	Wayne Rutledge	.892
	Jamie Storr	.892

*Minimum 5 games

KINGS ALL-TIME PLAYOFF SEASON BESTS

GAMES PLAYED

No.	Player	Total	Season
1	14 tied	26	2014

GOALS

No.	Player	Total	Season
1	Wayne Gretzky	15	1993
2	**Marian Gaborik**	14	2014
3	Luc Robitaille	12	1991
4	**Jeff Carter**	10	2014
5	Four Tied	9	

ASSISTS

No.	Player	Total	Season
1	Wayne Gretzky	25	1993
2	**Anze Kopitar**	21	2014
3	Wayne Gretzky	17	1989
	Tomas Sandstrom	17	1993
5	Justin Williams	16	2014

POINTS

No.	Player	Total	Season
1	Wayne Gretzky	40	1993
2	**Anze Kopitar**	26	2014
3	**Jeff Carter**	25	2014
	Tomas Sandstrom	25	1993
	Justin Williams	25	2014

PENALTY MINUTES

No.	Player	Total	Season
1	Jay Miller	63	1989
2	Marty McSorley	60	1993
3	Marty McSorley	58	1991
4	Tony Granato	50	1993
5	Rob Blake	46	1993

PPG'S

No.	Player	Total	Season
1	Chris Kontos	6	1989
2	Luc Robitaille	5	1991
3	**Jeff Carter**	4	2014
	Jeff Carter	4	2012
	Marcel Dionne	4	1982
	Wayne Gretzky	4	1993
	Luc Robitaille	4	1993

SHG'S

No.	Player	Total	Season
1	**Dustin Brown**	2	2012
	Anze Kopitar	2	2012
	Jari Kurri	2	1993
	Dave Taylor	2	1993
5	14 Tied	1	

PLUS/MINUS

No.	Player	Total	Season
1	**Dustin Brown**	16	2012
	Anze Kopitar	16	2012
3	Justin Williams	13	2014
4	**Drew Doughty**	11	2012
5	Two Tied	10	

GWG'S

No.	Player	Total	Season
1	Slava Voynov	4	2013
2	**Dustin Brown**	3	2012
	Jeff Carter	3	2012
	Alec Martinez	3	2014
	Wayne Gretzky	3	1993

DEFENSEMAN GP

No.	Player	Total	Season
1	**Drew Doughty**	26	2014
	Alec Martinez	26	2014
	Jake Muzzin	26	2014
	Slava Voynov	26	2014
5	Marty McSorley	24	1993
	Darryl Sydor	24	1993
	Alexei Zhitnik	24	1993

DEFENSEMAN GOALS

No.	Player	Total	Season
1	**Jake Muzzin**	6	2014
	Slava Voynov	6	2013
3	**Drew Doughty**	5	2014
	Alec Martinez	5	2014
5	Six Tied	4	

DEFENSEMAN ASSISTS

No.	Player	Total	Season
1	**Drew Doughty**	13	2014
2	**Drew Doughty**	12	2012
3	Steve Duchesne	9	1990
	Mathieu Schneider	9	2001
	Alexei Zhitnik	9	1993

DEFENSEMAN PTS

No.	Player	Total	Season
1	**Drew Doughty**	18	2014
2	**Drew Doughty**	16	2012
3	Slava Voynov	13	2013
4	**Jake Muzzin**	12	2014
	Steve Duchesne	12	1991
	Alexei Zhitnik	12	1993

DEFENSEMAN PIM

No.	Player	Total	Season
1	Marty McSorley	60	1993
2	Marty McSorley	58	1991
3	Rob Blake	46	1993
4	Jay Wells	41	1982
5	Brent Hughes	37	1969

DEFENSEMAN PPG'S

No.	Player	Total	Season
1	**Jake Muzzin**	3	2014
	Paul Coffey	3	1992
3	Seven Tied	2	

DEFENSEMAN SHG'S

No.	Player	Total	Season
1	Rob Blake	1	1993
	Matt Greene	1	2012

DEFENSEMAN +/-

No.	Player	Total	Season
1	**Drew Doughty**	11	2012
2	Willie Mitchell	10	2014
3	Matt Greene	9	2012
	Charlie Huddy	9	1993
	Rob Scuderi	9	2013
	Rob Scuderi	9	2012
	Slava Voynov	9	2013

DEFENSEMAN GWG'S

No.	Player	Total	Season
1	Slava Voynov	4	2013
2	**Alec Martinez**	3	2014
3	13 Tied	1	

GOALIE GP

No.	Player	Total	Season
1	**Jonathan Quick**	26	2014
2	**Jonathan Quick**	20	2012
	Kelly Hrudey	20	1993
4	**Jonathan Quick**	18	2013
5	Felix Potvin	13	2001

GOALIE WINS

No.	Player	Total	Season
1	**Jonathan Quick**	16	2014
	Jonathan Quick	16	2012
3	Kelly Hrudey	10	1993
4	**Jonathan Quick**	9	2013
5	Felix Potvin	7	2001

GOALIE SHUTOUTS

No.	Player	Total	Season
1	**Jonathan Quick**	3	2013
	Jonathan Quick	3	2012
3	**Jonathan Quick**	2	2014
	Felix Potvin	2	2001
5	Four Tied	1	

GOALIE GAA*

No.	Player	Total	Season
1	**Jonathan Quick**	1.41	2012
2	**Jonathan Quick**	1.86	2013
3	Felix Potvin	2.16	2002
4	Rogie Vachon	2.33	1976
5	Felix Potvin	2.44	2001

GOALIE SV PCT*

No.	Player	Total	Season
1	**Jonathan Quick**	.946^	2012
2	**Jonathan Quick**	.934	2013
3	Felix Potvin	.925	2002
4	**Jonathan Quick**	.913	2011
5	Rogie Vachon	.912	1976

* Minimum 5 games
^NHL record (Minimum 15 games)

KINGS ALL-TIME PLAYOFF HAT TRICKS

1974	1. Tommy Williams, 4/14/74 vs. CHI
1976	2. Marcel Dionne, 4/15/76 vs. BOS
1977	3. Butch Goring, 4/9/77 vs. ATL
1989	4. Chris Kontos, 4/6/89 vs. EDM
1990	5. Tony Granato, 4/10/90 vs. CGY
1990	6. Tomas Sandstrom, 4/10/90 vs. CGY
1990	7. Dave Taylor, 4/10/90 vs. CGY
1991	8. Luc Robitaille, 4/26/91 vs. EDM
1993	9. Wayne Gretzky, 5/29/93 at TOR
2012	10. **Jeff Carter**, 5/15/12 at PHX
2014	11. **Jeff Carter**, 5/21/14 at CHI

KINGS ALL-TIME PLAYOFF HAT TRICKS - AGAINST

1969	1. Gordon "Red" Berenson, 4/15/69 at STL
1977	2. Bobby Schmautz, 4/11/77 at BOS
1978	3. George Ferguson, 4/11/78 at TOR
1980	4. Bryan Trottier, 4/8/80 at NYI
1987	5. Jari Kurri, 4/9/87 at EDM*
1988	6. Hakan Loob, 4/10/88 at CGY
1991	7. Geoff Courtnall, 4/4/91 vs. VAN
1992	8. Esa Tikkanen, 4/26/92 vs. EDM
1993	9. Wendel Clark, 5/27/93 vs. TOR
1993	10. Eric Desjardins, 6/3/93 at MTL
2013	11. Patrick Kane, 6/8/13 at CHI
	*Four-goal game

KINGS ALL-TIME PLAYOFF SHUTOUTS

1968	1. Terry Sawchuk, 4/6/68 (2-0 vs. MIN), 18 saves
1976	2. Rogie Vachon, 4/8/76 (1-0 at ATL), 27 saves
2001	3. Felix Potvin, 5/4/01 (1-0 at COL), 20 saves
2001	4. Felix Potvin, 5/6/01 (1-0 vs. COL 2OT), 33 saves
2002	5. Felix Potvin, 4/25/02 (1-0 at COL OT), 26 saves
2011	6. **Jonathan Quick**, 4/16/11 (4-0 at SJS), 34 saves
2012	7. **Jonathan Quick**, 4/15/12 (1-0 vs. VAN), 41 saves
2012	8. **Jonathan Quick**, 5/15/12 (4-0 at PHX), 24 saves
2012	9. **Jonathan Quick**, 6/4/12 (4-0 vs. NJD), 22 saves
2013	10. **Jonathan Quick**, 5/4/13 (1-0 vs. STL), 30 saves
2013	11. **Jonathan Quick**, 5/14/13 (2-0 vs. SJS), 35 saves
2013	12. **Jonathan Quick**, 5/23/13 (3-0 vs. SJS), 24 saves
2014	13. **Jonathan Quick**, 4/26/14 (3-0 at SJS), 30 saves
2014	14. **Jonathan Quick**, 6/9/14 (3-0 at NYR), 32 saves

KINGS ALL-TIME PLAYOFF SHUTOUTS - AGAINST

1969	1. Jacques Plante, 4/15/69 (0-4 at STL), 30 saves
1974	2. Tony Esposito, 4/13/74 (0-1 vs. CHI), 32 saves
1974	3. Tony Esposito, 4/16/74 (0-1 at CHI), 18 saves
1976	4. Gilles Gilbert, 4/11/76 (0-4 at BOS), 21 saves
1976	5. Gerry Cheevers, 4/17/76 (0-3 vs. BOS), 27 saves
1976	6. Gilles Gilbert, 4/25/76 (0-3 at BOS), 15 saves
1978	7. Mike Palmateer, 4/13/78 (0-4 vs. TOR), 21 saves
1980	8. Billy Smith, 4/12/80 (0-6 vs. NYI), 20 saves
1989	9. Grant Fuhr, 4/8/89 (0-4 at EDM), 26 saves
1990	10. Bill Ranford, 4/18/90 (0-7 at EDM), 25 saves
1992	11. Bill Ranford, 4/28/92 (0-3 at EDM), 26 saves
2000	12. Chris Osgood, 4/13/00 (0-2 at DET), 19 saves
2000	13. Chris Osgood, 4/19/00 (0-3 vs. DET), 25 saves
2001	14. Chris Osgood, 4/14/01 (0-4 at DET), 20 saves
2001	15. Patrick Roy, 4/28/01 (0-2 at COL), 20 saves
2001	16. Patrick Roy, 5/2/01 (0-3 at COL), 21 saves
2002	17. Patrick Roy, 4/23/02 (0-1 vs. COL), 32 saves
2002	18. Patrick Roy, 4/29/02 (0-4 at COL), 23 saves
2012	19. Mike Smith, 5/20/12 (0-2 vs. PHX), 36 saves
2014	20. John Gibson, 5/10/14 (0-2 vs. ANA), 28 saves

KINGS ALL-TIME PLAYOFF PENALTY SHOTS - FOR

1991	Steve Duchesne, 4/10/91 (vs. Kirk McLean at VAN), MADE
2012	**Dustin Brown**, 4/18/12 (vs. Cory Schneider vs. VAN), MISS

KINGS ALL-TIME PLAYOFF PENALTY SHOTS - AGAINST

1968	Wayne Connelly, 4/9/68 (vs. Terry Sawchuk at MIN), MADE*
1990	Al MacInnis, 4/4/90 (vs. Kelly Hrudey at CGY), MADE
2014	Corey Perry, 5/16/14 (vs. **Jonathan Quick** at ANA), MISS
2016	Patrick Marleau, 4/22/16 (vs. **Jonathan Quick** vs. SJS), MISS

*First successful penalty shot in NHL postseason history (7th attempt).

ALL-TIME PLAYOFF GAME-WINNING GOALS SCORED BY KINGS

1968	Joyal, MacDonald, White
1969	Cahan, Flett, Irvine, MacDonald
1974	Widing
1975	M. Murphy
1976	Goring (2), Berry, Kozak, Nevin
1977	Goring (2), Dionne, Murdoch
1980	St. Laurent
1981	Hopkins
1982	Bozek, Evans, Nicholls, Simmer
1987	Dave Williams
1988	L. Robitaille
1989	Kontos, Nicholls, L. Robitaille, Wiemer
1990	Granato (2), Krushelnyski, L. Robitaille
1991	Gretzky (2), L. Robitaille (2), B. Jones, Dave Taylor
1992	Huddy, L. Robitaille
1993	Gretzky (3), L. Robitaille (2), Rychel (2), Sandstrom (2), Granato, McSorley, Shuchuk, Zhitnik
2001	Deadmarsh (2), E. Belanger, G. Murray, Modry, L. Robitaille, Stumpel
2002	J. Allison, Chartrand, C. Johnson
2010	**Kopitar**, Richardson
2011	**Clifford**, Jack Johnson
2012	**D. Brown** (3), **J. Carter** (3), **King** (2), Penner (2), Stoll (2), **Greene**, **Kopitar**, **Martinez**, Richards
2013	Voynov (4), J. Williams (2), **Kopitar**, **Lewis**, Penner
2014	**Martinez** (3), J. Williams (2), **D. Brown** (2), **Toffoli** (2), **J. Carter**, **Doughty**, **Gaborik**, **Kopitar**, **T. Lewis**, **Muzzin**, Richards
2016	**Pearson**

All-Time Leaders: L. Robitaille (9), **D. Brown** (5), Gretzky (5), Six Tied (4)

ALL-TIME PLAYOFF POWER PLAY GOALS SCORED BY KINGS (200)

L. Robitaille (14), J. Carter (10), Dionne (10), Dave Taylor (10), Gretzky (8), Kontos (7), **D. Brown** (6), **Doughty** (6), Duchesne (6), Nicholls (5), Sandstrom (5), J. Williams (5), Goring (4), Joyal (4), **Kopitar** (4), M. Murphy (4), R. Blake (3), Carson (3), Coffey (3), **Gaborik** (3), Granato (3), Handzus (3), Kurri (3), **T. Lewis** (3), McSorley (3), **Muzzin** (3), Richards (3), Stoll (3), Bozek (2), **Martinez** (2), W. Mitchell (2), Modin (2), L. Murphy (2), Sargent (2), Simmer (2), Stumpel (2), Sydor (2), T. Williams (2), Zhitnik (2), Apps Jr., Carr, Croteau, Degray, Elik, Evans, Fenton, Flett, Fox, Hardy, H. Hughes, Irvine, Jack Johnson, J.P. Kelly, Kozak, Krushelnyski, Lecavalier, R. Lemieux, MacDonald, Menard, Modry, Murdoch, G. Murray, Perreault, D. Schultz, Doug Smith, Smolinski, Terrion, Thomas, Toffoli, Tonelli, Venasky, Voynov, Wells.

ALL-TIME PLAYOFF SHORT-HANDED GOALS SCORED BY KINGS (22)

D. Brown (2), Gretzky (2), **Kopitar** (2), Kurri (2), Dave Taylor (2), M. Allison, R. Blake, Bonar, Campbell, Granato, Greene, Kasper, King, MacDonald, M. Murphy, **Lewis**, St. Laurent.

KINGS ALL-TIME PLAYOFF RECORDS – TEAM

TEAM

Most Consecutive Playoff Appearances	9	1974-1982
Longest Playoff Winning Streak	8	4/22/12-5/17/12
Longest Playoff Home Winning Streak	9	6/11/12-6/4/13
Longest Playoff Home Winning Streak (one playoff year)	8	5/4/13-6/4/13
Longest Playoff Road Winning Streak	12	4/16/11-6/2/12 – NHL Record
Longest Playoff Road Winning Streak (one playoff year)	10	4/11/12-6/2/12 – NHL Record
Longest Playoff Losing Streak	14	6/3/93-4/14/01
Longest Playoff Home Losing Streak	6	6/5/93-4/19/00
Longest Playoff Road Losing Streak	8	6/3/93-4/14/01
Longest Overtime Goal For	34:43	**Alec Martinez** vs. NYR, 6/13/14
Longest Overtime Goal Against	31:40	Patrick Kane, CHI, 6/8/13
Shortest Overtime Goal For	:19	Ted Irvine vs. OAK, 4/2/69
Shortest Overtime Goal Against	:34	John LeClair, MTL, 6/5/93
Fastest Goal, Start Of Game	:06	4/17/77 vs. BOS, Don Kozak – NHL Record
Fastest Two Goals	:11	4/22/90 vs. EDM (1st Period), Larry Robinson at 19:20 and Todd Elik at 19:31
Fastest Three Goals	1:56	5/13/93 vs. VAN (2nd Period), Jari Kurri at 15:48, Tomas Sandstrom at 16:05 and Warren Rychel at 17:44
Fastest Four Goals	5:17	4/10/90 vs. CGY (1st Period), Dave Taylor at 6:38, Tony Granato at 8:25, Tomas Sandstrom at 11:06 and Dave Taylor at 11:55
Fastest Five Goals	13:04	5/7/93 vs. VAN (2nd and 3rd Periods), Warren Rychel at 19:09, Luc Robitaille at 4:41, Jari Kurri at 6:46, Wayne Gretzky at 9:03 and Tomas Sandstrom at 12:13
Fastest Two Goals Against	:11	4/21/77 vs. BOS (1st Period), Stan Jonathan at 7:35 and Rick Middleton at 7:46
Fastest Three Goals Against	2:00	4/27/98 vs. STL (3rd Period), Pascal Rheaume at 9:59, Brett Hull at 11:03 and Pierre Turgeon at 11:59
Fastest Four Goals Against	3:07	4/27/98 vs. STL (3rd Period), Pascal Rheaume at 9:59, Brett Hull at 11:03, Pierre Turgeon at 11:59 and Terry Yake at 13:06
Fastest Five Goals Against	7:27	4/18/68 vs. MIN (2nd Period), Milan Marcetta at 8:45, Parker MacDonald at 11:58, Milan Marcetta at 12:49, Dave Balon at 15:48 and Andre Boudrias at 16:12
Most Hat Tricks, One Game	3	4/10/90 vs. CGY, (12-4 win) (NHL Record) Tony Granato (3-2=5), Tomas Sandstrom (3-2=5), Dave Taylor (3-1=4)

PLAYOFF YEAR

Most Games	26	2014 vs. SJS, ANA, CHI and NYR – Tied NHL Record
Most Games, Home	12	2014 vs. SJS, ANA, CHI and NYR
Most Games, Road	14	2014 vs. SJS, ANA, CHI and NYR
Most Overtime Games	7	2014 (1 vs. SJS, 1 vs. ANA, 2 vs. CHI, 3 vs. NYR)
Most Overtime Games, Home	4	2014 (1 vs. SJS, 3 vs. NYR)
Most Overtime Games, Road	4	2x's, Last: 2013 (2 at STL, 1 at SJS, 1 at CHI)
Most Wins	16	2x's, Last: 2014
Most Wins, Home	8	2x's, Last: 2014
Most Wins, Road	10	2012 – Tied NHL Record
Most Losses	11	1993
Most Losses, Home	5	1993
Most Losses, Road	8	2013 – NHL Record
Most Goals	93	1993 (24 games)
Fewest Goals	2	1979 (2 games)

KINGS ALL-TIME PLAYOFF RECORDS – TEAM

TEAM – PLAYOFF YEAR Continued

Most Goals Against	91	1993 (24 games)
Fewest Goals Against	7	1975 (3 games)
Most Power-Play Goals	22	1993 (24 games)
Most Power-Play Goals Against	26	1993 (24 games)
Most Short-Handed Goals	6	1993 (24 games)
Most Short-Handed Goals Against	3	5x's, Last: 2014 (26 games)

SERIES

Most Goals, Best-of-7 Series	33	1993 vs. CGY (6 games)
Best-of-5 Series	27	1982 vs. EDM (5 games)
Best-of-3 Series	11	1977 vs. ATL (3 games)
Most Goals Against, Best-of-7 Series	32	1987 vs. EDM (5 games)
Best-of-5 Series	23	1982 vs. EDM (5 games), 1981 vs. NYR (4 games)
Best-of-3 Series	11	1978 vs. TOR (2 games)
Fewest Goals, Best-of-7 Series	5	1969 vs. STL (4 games)
Best-of-5 Series	7	1985 vs. EDM (3 games)
Best-of-3 Series	2	1979 vs. NYR (2 games)
Fewest Goals Against, Best-of-7 Series	6	2012 vs. STL (4 games)
Best-of-5 Series	11	1985 vs. EDM (3 games)
Best-of-3 Series	1	1976 vs. ATL (2 games)
Most Goals, Both Teams, Best-of-7 Series	61	1993 vs. CGY (Kings 33, CGY 28)
Best-of-5 Series	50	1982 vs. EDM (Kings 27, EDM 23)
Best-of-3 Series	18	1977 vs. ATL (Kings 11, ATL 7)
Fewest Goals, Both Teams, Best-of-7 Series	17	1974 vs. CHI (Kings 7, CHI 10)
Best-of-5 Series	18	1985 vs. EDM (Kings 7, EDM 11)
Best-of-3 Series	4	1976 vs. ATL (Kings 3, ATL 1)
Most PPG, Best-of-7 Series	11	1989 vs. EDM
Best-of-5 Series	8	1982 vs. EDM
Best-of-3 Series	3	1977 vs. ATL
Most PPG Against, Best-of-7 Series	11	1976 vs. BOS
Best-of-5 Series	4	1982 vs. EDM
Best-of-3 Series	3	1979 vs. NYR
Most PPG, Both Teams, Best-of-7 Series	17	1989 vs. EDM (Kings 11, EDM, 6)
Best-of-5 Series	12	1982 vs. EDM (Kings 8, EDM 4)
Best-of-3 Series	5	1979 vs. NYR (Kings 2, NYR 3), 1977 vs. ATL (Kings 3, ATL 2)
Most Short-Handed Goals	3	1993 vs. TOR
Most Short-Handed Goals Against	3	1993 vs. CGY, 1988 vs. CGY, 1982 vs. EDM
Most Short-Handed Goals, Both Teams	4	1993 vs. CGY (Kings 1, CGY 3), 1980 vs. NYI (Kings 2, NYI 2)
Most Overtime Games	4	1991 vs. EDM (Kings were 1-3)
Most Overtime Games, Home	3	2014 vs. NYR (Kings were 3-0)
Most Overtime Games, Road	2	5x's, Last: 2014 vs. CHI (Kings were 1-1)
Most Penalty Minutes	193	1988 vs. CGY
Most Penalty Minutes, Opponent	180	1988 vs. CGY
Most Penalty Minutes, Both Teams	373	1988 vs. CGY
Most Penalties	68	1988 vs. CGY
Most Penalties, Opponent	69	1988 vs. CGY
Most Penalties, Both Teams	137	1988 vs. CGY

KINGS ALL-TIME PLAYOFF RECORDS – TEAM

GAME

Most Goals	12	4/10/90 vs. CGY (Kings 12, CGY 4)
Most Goals, Home	12	4/10/90 vs. CGY (Kings 12, CGY 4)
Most Goals, Road	10	4/7/82 at EDM (Kings 10, EDM 8)
Most Goals Against	13	4/9/87 at EDM (Kings 3, EDM 13) – NHL Record
Most Goals Against, Home	9	4/18/68 vs. MIN (Kings 4, MIN 9)
Most Goals Against, Road	13	4/9/87 at EDM (Kings 3, EDM 13) – NHL Record
Most Goals, Both Teams	18	4/7/82 at EDM (Kings 10, EDM 8) – NHL Record
Most Goals, Both Teams, Home	16	4/10/90 vs. CGY (Kings 12, CGY 4)
Most Goals, Both Teams, Road	18	4/7/82 at EDM (Kings 10, EDM 8) – NHL Record
Most PPG	4	2x's, Last: 5/27/93 vs. TOR (Kings 4-for-5)
Most PPG, Home	4	5/27/93 vs. TOR (Kings 4-for-5)
Most PPG, Road	4	4/7/82 at EDM (Kings 4-for-6)
Most PPG Against	5	4/9/87 at EDM (Oilers 5-for-7)
Most PPG Against, Home	4	4/27/98 vs. STL (Blues 4-for-12)
Most PPG Against, Road	5	4/9/87 at EDM (Oilers 5-for-7)
Most PPG, Both Teams	7	4/9/87 at EDM (Kings 2-for-3, Oilers 5-for-7)
Most PPG, Both Teams, Home	6	4/20/92 vs. EDM (Kings 3-for-8, Oilers 3-for-6)
Most PPG, Both Teams, Road	7	4/9/87 at EDM (Kings 2-for-3, Oilers 5-for-7)
Most Power Play Chances	13	4/9/88 vs. CGY (Kings 3-for-13)
Most Power Play Chances Against	12	4/27/98 vs. STL (Blues 4-for-12)
Most Short-Handed Goals	2	4/13/12 at VAN (**Dustin Brown** twice), 5/21/93 vs. TOR (Jari Kurri and Dave Taylor), 4/9/80 at NYI (Mike Murphy and Andre St. Laurent)
Most Short-Handed Goals Against	2	4/6/90 at CGY (Joe Mullen and Dana Murzyn), 4/10/82 vs. EDM (Wayne Gretzky and Lee Fogolin), 4/8/80 at NYI (Bryan Trottier twice)
Most Shots, Regulation Game	50	5/13/93 vs. VAN (Kings 5, VAN 3)
Most Shots, Overtime Game	52	4/10/82 vs. EDM (Kings 6, EDM 5 OT)
Most Shots Against, Regulation Game	52	2x's, Last: 4/23/11 at SJS (Kings 3, SJS 1)
Most Shots Against, Overtime Game	47	4/18/89 at CGY (Kings 3, CGY 4 OT)
Fewest Shots	14	4/9/87 at EDM (Kings 3, EDM 13)
Fewest Shots Against	10	4/13/74 vs. CHI (Kings 0, CHI 1)
Most Penalties	28	4/9/81 vs. NYR
Most Penalties, Opponent	31	4/9/81 vs. NYR
Most Penalties, Both Teams	59	4/9/81 vs. NYR
Most Penalty Minutes	125	4/9/81 vs. NYR
Most Penalty Minutes, Opponent	142	4/9/81 vs. NYR
Most Penalty Minutes, Both Teams	267	4/9/81 vs. NYR
Fewest Penalties	1	2x's, Last: 5/10/13 vs. STL
Fewest Penalties, Opponent	0	4/21/01 at DET
Fewest Penalties, Both Teams	2	2x's, Last: 5/10/13 vs. STL
Fewest Penalty Minutes	2	2x's, Last: 5/10/13 vs. STL
Fewest Penalty Minutes, Opponent	0	4/21/01 at DET
Fewest Penalty Minutes Against, Both Teams	4	2x's, Last: 5/10/13 vs. STL

THE PLAYOFFS

KINGS ALL-TIME PLAYOFF RECORDS – TEAM

PERIOD

Most Goals	5	4x's, Last: 5/21/14 vs. CHI (3rd Period)
Most Goals Against	6	4/9/87 at EDM (1st Period)
Most Goals, Both Teams	9	4/10/90 vs. CGY (2nd Period) – Kings 5 goals, Flames 4 goals – Tied NHL Record
Most PPG	3	6/11/12 vs. NJD (1st Period), **Dustin Brown**, **Jeff Carter** and **Trevor Lewis** 5/27/93 vs. TOR (2nd Period), Marty McSorley, Darryl Sydor and Luc Robitaille
Most PPG Against	4	4/27/98 vs. STL (3rd Period), Pascal Rheaume, Brett Hull, Pierre Turgeon and Terry Yake
Most Short-Handed Goals	2	4/9/80 at NYI (1st Period), Mike Murphy and Andre St. Laurent – Tied NHL Record
Most Short-Handed Goals Against	2	4/8/80 at NYI (2nd Period), Bryan Trottier twice – Tied NHL Record
Most Shots	21	3x's, Last: 4/15/00 vs. DET (1st Period), Chris Osgood
Most Shots Against	23	2x's, Last: 4/22/14 vs. SJS (3rd Period), **Jonathan Quick**
Fewest Shots	1	2x's, Last: 4/22/02 vs. COL (3rd Period)
Fewest Shots Against	0	5/10/14 vs. ANA (2nd Period)
Most Penalties	19	4/9/81 vs. NYR (1st Period)
Most Penalties, Opponent	24	4/9/81 vs. NYR (1st Period) – NHL Record
Most Penalties, Both Teams	43	4/9/81 vs. NYR (1st Period) – NHL Record
Most Penalty Minutes	104	4/9/81 vs. NYR (1st Period)
Most Penalty Minutes, Opponent	125	4/9/81 vs. NYR (1st Period) – NHL Record
Most Penalty Minutes, Both Teams	229	4/9/81 vs. NYR (1st Period)

KINGS ALL-TIME PLAYOFF RECORDS – INDIVIDUAL

PLAYOFF YEAR

Most Points	40	Wayne Gretzky, 1993 (15-25=40)
Most Points, Defenseman	18	**Drew Doughty**, 2014 (5-13=18)
Most Points, Rookie	14	**Tyler Toffoli**, 2014 (7-7=14)
Longest Consecutive Point Streak	12	Wayne Gretzky, 4/27/93-5/23/93 (9-16=25)
Most Goals	15	Wayne Gretzky, 1993
Most Goals, Defenseman	6	2x's, Last: **Jake Muzzin**, 2014
Most Goals, Rookie	7	**Tyler Toffoli**, 2014
Longest Consecutive Goal Streak	5	Chris Kontos, 4/9/89-4/18/89 (5g)
Most Power-Play Goals	6	Chris Kontos, 1989
Most Short-Handed Points	5	**Dustin Brown**, 2012 (2-3=5)
Most Short-Handed Goals	2	4x's, Last: **Dustin Brown** and **Anze Kopitar**, 2012
Most Short-Handed Assists	3	**Dustin Brown**, 2012
Most Game-Winning Goals	4	Slava Voynov, 2013
Most Assists	25	Wayne Gretzky, 1993
Most Assists, Defenseman	13	**Drew Doughty**, 2014
Most Assists, Rookie	9	2x's, Last: Alexei Zhitnik, 1993
Longest Consecutive Assist Streak	8	Wayne Gretzky, 4/9/89-4/22/89 (14a)
Most Penalty Minutes	63	Jay Miller, 1989
Most Games, Goaltender	26	**Jonathan Quick**, 2014 (16-10)
Most Wins, Goaltender	16	2x's, Last: **Jonathan Quick**, 2014 – Tied NHL Record
Most Shutouts, Goaltender	3	2x's, Last: **Jonathan Quick**, 2013
Longest Shutout Streak	169:13	Felix Potvin, 2001 vs. COL

SERIES

Most Points	13	2x's, Last: Wayne Gretzky, 1993 vs. VAN (6-7=13)
Most Points, Opponent	14	Wayne Gretzky, 1987 vs. EDM (1-13=14)
Most Points, Defenseman	8	Steve Duchesne, 1990 vs. CGY (2-6=8)
Most Points, Defenseman, Opponent	9	Gary Suter, 1988 vs. CGY (1-8=9)
Most Points, Rookie	10	Daryl Evans, 1982 vs. EDM (5-5=10)
Most Points, Rookie, Opponent	5	2x's, Last: Logan Couture, 2011 vs. SJS (2-3=5)
Most Goals	8	2x's, Last: Luc Robitaille, 1991 vs. EDM
Most Goals, Opponent	8	Bobby Schmautz, 1977 vs. BOS
Most Goals, Defenseman	4	Paul Coffey, 1992 vs. EDM
Most Goals, Defenseman, Opponent	3	6x's, Last: Rob Blake, 2001 vs. COL
Most Goals, Rookie	5	Daryl Evans, 1982 vs. EDM
Most Goals, Rookie, Opponent	3	2x's, Last: Stan Jonathan, 1977 vs. BOS
Most Power Play Goals	6	Chris Kontos, 1989 vs. EDM – NHL Record
Most Power Play Goals, Opponent	4	Jean Ratelle, 1976 vs. BOS
Most Short-Handed Goals	2	**Dustin Brown**, 2012 vs. VAN
Most Short-Handed Goals, Opponent	2	Bryan Trottier, 1980 vs. NYI
Most Game-Winning Goals	2	10x's, Last: **Tyler Toffoli**, 2014 vs. SJS
Most Game-Winning Goals, Opponent	2	6x's, Last: Marian Hossa, 2013 vs. CHI
Most Assists	9	Wayne Gretzky, 1989 vs. EDM
Most Assists, Opponent	13	Wayne Gretzky, 1987 vs. EDM
Most Assists, Defenseman	7	Jack Johnson, 2010 vs. VAN
Most Assists, Defenseman, Opponent	8	Gary Suter, 1988 vs. CGY
Most Assists, Rookie	6	Todd Elik, 1990 vs. CGY
Most Assists, Rookie, Opponent	3	3x's, Last: Matt Nieto and Tomas Hertl, 2014 vs. SJS
Most Penalty Minutes	37	2x's, Last: **Kyle Clifford**, 2014 vs. SJS
Most Penalty Minutes, Opponent	43	Ed Hospodar, 1981 vs. NYR
Most Games, Goalie	7	7x's, Last: **Jonathan Quick**, 2014 vs. CHI
Most Wins, Goalie	4	16x's, Last: **Jonathan Quick**, 2014 vs. NYR
Most Shutouts, Goalie	2	2x's, Last: **Jonathan Quick**, 2013 vs. SJS

KINGS ALL-TIME PLAYOFF RECORDS – INDIVIDUAL

GAME

Most Points	5	3x's, Last: Wayne Gretzky, 4/10/90 vs. CGY (1-4=5)
Most Points, Opponent	7	Wayne Gretzky, 4/9/87 at EDM (1-6=7)
Most Points, Defenseman	4	3x's, Last: **Drew Doughty**, 4/16/11 at SJS (2-2=4)
Most Points, Defenseman, Opponent	4	2x's, Last: Ron Greschner, 4/11/81 at NYR (1-3=4)
Most Points, Rookie	4	2x's, Last: Todd Elik, 4/10/90 vs. CGY (1-3=4)
Most Points, Rookie, Opponent	3	Alex McKendry, 4/12/80 vs. NYI (2-1=3)
Most Goals	3	11x's, Last: **Jeff Carter**, 5/21/14 at CHI
Most Goals, Opponent	4	Jari Kurri, 4/9/87 at EDM
Most Goals, Defenseman	2	4x's, Last: **Drew Doughty**, 4/16/11 at SJS
Most Goals, Defenseman, Opponent	3	Eric Desjardins, 6/3/93 at MTL – Tied NHL Record
Most Goals, Rookie	2	3x's, Last: Dwight King, 5/13/12 at PHX
Most Goals, Rookie Opponent	2	2x's, Last: Alex McKendry, 4/12/80 vs. NYI
Most Assists	4	2x's, Last: Wayne Gretzky, 4/20/92 vs. EDM
Most Assists, Opponent	6	Wayne Gretzky, 4/9/87 at EDM
Most Assists, Defenseman	3	4x's, Last: **Drew Doughty**, 4/19/10 vs. VAN
Most Assists, Defenseman, Opponent	3	3x's, Last: Gary Suter, 4/7/88 at CGY
Most Assists, Rookie	3	2x's, Last: Rob Blake, 4/10/91 at VAN
Most Assists, Rookie, Opponent	2	2x's, Last: Matt Nieto, 4/20/14 at SJS
Most Power Play Goals	2	8x's, Last: **Jeff Carter**, 5/15/12 at PHX
Most Power Play Goals, Opponent	3	Jari Kurri, 4/9/87 at EDM – Tied NHL Record
Most Short-Handed Goals	2	**Dustin Brown**, 4/13/12 at VAN – Tied NHL Record
Most Short-Handed Goals, Opponent	2	Bryan Trottier, 4/8/80 at NYI – Tied NHL Record
Most Penalty Minutes	26	Marty McSorley, 4/26/91 vs. EDM
Most Penalty Minutes, Opponent	39	Ed Hospodar, 4/9/81 vs. NYR
Fastest Goal, Start of Game	:06	Don Kozak, 4/17/77 vs. BOS – NHL Record
Fastest Goal, Start of Period	:06	Don Kozak, 4/17/77 vs. BOS (1st Period)
Fastest Goal, Start of Game, Opponent	:27	Ed Hospodar, 4/9/81 vs. NYR
Fastest Goal, Start of Period, Opponent	:10	Bobby Schmautz, 4/15/77 vs. BOS (3rd Period)
Most Shots Faced, Regulation Game:	52	**Jonathan Quick**, 4/23/11 at SJS (Kings 3, SJS 1)
Most Shots Faced, Reg. Game, Opp.	50	Kirk McLean, 5/13/93 vs. VAN (Kings 5, VAN 3)
Most Shots Faced, OT Game	47	Kelly Hrudey, 4/18/89 at CGY (Kings 3, CGY 4 OT)
Most Shots Faced, OT Game, Opp.	52	Grant Fuhr, 4/10/82 vs. EDM (Kings 6, EDM 5 OT)
Most Saves, Regulation Game	51	**Jonathan Quick**, 4/23/11 at SJS (Kings 3, SJS 1)
Most Saves, Reg. Game, Opp.	45	Kirk McLean, 5/13/93 vs. VAN (Kings 5, VAN 3)
Most Saves, OT Game	43	Kelly Hrudey, 4/18/89 at CGY (Kings 3, CGY 4 OT)
Most Saves, OT Game, Opp.	48	Henrik Lundqvist, 6/13/14 vs. NYR (Kings 3, NYR 2 2OT)

KINGS ALL-TIME PLAYOFF RECORDS – INDIVIDUAL

PERIOD

Most Points	4	**Jeff Carter**, 5/21/14 vs. CHI (3-1=4 in 3rd Period)
Most Points, Opponent	3	24x's, Last: Patrick Kane, 5/28/14 at. CHI (0-3=3 in 1st Period)
Most Goals	3	2x's, Last: **Jeff Carter**, 5/21/14 vs. CHI (3rd Period, 3 goals in 14:52)
Most Goals, Opponent	3	3x's, Last: George Ferguson, 4/11/78 at TOR (3rd Period, 3 goals in 7:33)
Most Assists	3	Mathieu Schneider, 4/18/01 vs. DET (3rd Period) – Tied NHL Record
Most Assists, Opponent	3	7x's, Last: Patrick Kane, 5/28/14 at. CHI (1st Period) – Tied NHL Record
Most Power Play Goals	2	4x's, Last: Michal Handzus, 4/19/10 vs. VAN (2nd Period)
Most Power Play Goals, Opponent	2	2x's, Last: Jari Kurri, 4/9/87 at EDM (3rd Period)
Most Short-Handed Goals	1	22x's, Last: **Trevor Lewis**, 4/14/16 vs. SJS (2nd Period)
Most Short-Handed Goals, Opponent	2	Bryan Trottier, 4/8/80 at NYI (2nd Period) – Tied NHL Record
Most Penalty Minutes	25	John Paul Kelly, Jerry Korab and Jay Wells, 4/9/81 vs. NYR (1st Period)
Most Penalty Minutes, Opponent	39	Ed Hospodar, 4/9/81 vs. NYR (1st Period) – NHL Record
Most Shots Faced, Goalie	23	2x's, Last: **Jonathan Quick**, 4/22/14 vs. SJS (3rd Period)
Most Shots Faced, Goalie, Opponent	21	3x's, Last: Chris Osgood, 4/15/00 vs. DET (1st Period)
Most Saves, Goalie	22	2x's, Last: **Jonathan Quick**, 4/22/14 vs. SJS (3rd Period)
Most Saves, Goalie, Opponent	20	2x's, Last: Henrik Lundqvist, 6/4/14 vs. NYR (3rd Period)
Fewest Shots Faced, Goalie	0	Martin Jones, 5/10/14 vs. ANA (2nd Period)
Fewest Shots Faced, Goalie, Opponent	1	2x's, Last: Patrick Roy, 4/22/02 vs. COL (3rd Period, Save)

THE PLAYOFFS

KINGS ALL-TIME HIGHEST SCORING GAMES (FOR AND AGAINST)

GOALS FOR KINGS

13-GOALS
None

12-GOALS
4/10/90, KINGS 12 vs. Calgary 4

11-GOALS
None

10-GOALS
4/7/82, KINGS 10 at Edmonton 8

9-GOALS
4/29/93, KINGS 9 vs. Calgary 6
4/27/93, KINGS 9 at Calgary 4

8-GOALS
4/20/92, KINGS 8 vs. Edmonton 5

7-GOALS
5/7/93, KINGS 7 vs. Vancouver 4
4/12/91, KINGS 7 vs. Vancouver 4
4/13/82, KINGS 7 at Edmonton 4
4/17/77, KINGS 7 vs. Boston 4

GOALS FOR OPPONENTS

13-GOALS
4/9/87, Kings 3 at Edmonton 13

12-GOALS
None

11-GOALS
None

10-GOALS
4/1/81, Kings 3 at NY Rangers 10

9-GOALS
4/21/93, Kings 4 at Calgary 9
4/6/88, Kings 2 at Calgary 9
4/18/68, Kings 4 vs. Minnesota 9

8-GOALS
4/15/00, Kings 5 at Detroit 8
4/23/98, Kings 3 at St. Louis 8
4/6/90, Kings 5 at Calgary 8
4/20/84, Kings 3 at Calgary 8
4/7/82, KINGS 10 at Edmonton 8
4/8/80, Kings 1 at NY Islanders 8
4/11/77, Kings 3 at Boston 8

7-GOALS
4/20/14, Kings 2 at San Jose 7
4/23/10, Kings 2 at Vancouver 7
5/9/93, Kings 2 vs. Vancouver 7
4/18/90, Kings 0 at Edmonton 7
4/10/88, Kings 3 vs. Calgary 7
4/10/79, Kings 1 vs. NY Rangers 7
4/11/78, Kings 3 at Toronto 7
4/15/77, Kings 6 vs. Boston 7
4/20/76, Kings 1 at Boston 7
4/9/68, Kings 5 at Minnesota 7

KINGS PLAYOFF OVERTIME RECORD

SEASON	GP	W	L	PCT.	LONGEST GAME
1968	1	0	1	.000	9:11
1969	1	1	0	1.000	0:19
1974	0	0	0	.000	
1975	2	1	1	.500	10:19
1976	2	2	0	1.000	18:28
1977	0	0	0	.000	
1978	0	0	0	.000	
1979	1	0	1	.000	6:11
1980	1	0	1	.000	6:55
1981	0	0	0	.000	
1982	4	2	2	.500	6:20
1985	2	0	2	.000	3:01
1987	0	0	0	.000	
1988	0	0	0	.000	
1989	1	0	1	.000	7:47
1990	3	2	1	.667	23:14
1991	6	2	4	.333	24:48
1992	0	0	0	.000	
1993	6	2	4	.333	26:31
1998	0	0	0	.000	
2000	0	0	0	.000	
2001	4	4	0	1.000	22:41
2002	1	1	0	1.000	2:19
2010	2	1	1	.500	8:52
2011	3	0	3	.000	14:44
2012	4	4	0	1.000	17:42
2013	4	1	3	.250	31:40
2014	7	5	2	.714	34:43
2016	1	1	0	1.000	3:47
TOTALS	**56**	**29**	**27**	**.518**	**34:43**

KINGS PLAYOFF OVERTIME RECORD VS. OPPONENTS

SEASON	GP	W	L	PCT.	LONGEST GAME
Anaheim	1	1	0	1.000	12:07
Arizona/Phoenix	1	1	0	1.000	17:42
Boston	2	2	0	1.000	18:28
Calgary/Atlanta	3	2	1	.667	23:14
Chicago	3	1	2	.333	31:40
Colorado	3	3	0	1.000	22:41
Dallas/Minnesota	1	0	1	.000	9:11
Detroit	2	2	0	1.000	4:48
Edmonton	9	2	7	.222	24:48
Montreal	3	0	3	.000	14:37
New Jersey	2	2	0	1.000	13:42
NY Islanders	1	0	1	.000	6:55
NY Rangers	4	3	1	.750	34:43
San Jose	6	1	5	.167	14:44
St. Louis	2	1	1	.500	13:26
Toronto	4	2	2	.500	19:20
Vancouver	8	5	3	.625	26:31
Defunct Clubs	1	1	0	1.000	0:19
TOTALS	**56**	**29**	**27**	**.518**	**34:43**

ALL-TIME PLAYOFF OVERTIME GOALS SCORED BY KINGS (29)

Goring (2), Gretzky (2), **Kopitar** (2), **Martinez** (2), E. Belanger, Bozek, **D. Brown**, **J. Carter**, Deadmarsh, Evans, **Gaborik**, Granato, Irvine, C. Johnson, Krushelnyski, Modry, M. Murphy, G. Murray, **Pearson**, Penner, L. Robitaille, Shuchuk, Stoll, Voynov, J. Williams.

CAREER PLAYOFF OVERTIME GOALS SCORED BY CURRENT KINGS

Dustin Brown (1), 1 with LAK (June 7, 2014 vs. NYR, 2OT)
Jeff Carter (1), 1 with LAK (June 2, 2012 at NJD)
Marian Gaborik (2), 1 with LAK (May 3, 2014 at ANA); 1 with NYR (May 2, 2012 at WSH, 3OT)
Anze Kopitar (2), 2 with LAK (May 30, 2012 at NJD; April 17, 2010 at VAN)
Alec Martinez (2), 2 with LAK (June 13, 2014 vs. NYR, 2OT; June 1, 2014 at CHI)
Tanner Pearson (1), 1 with LAK (April 18, 2016 at SJS)

KINGS ALL-TIME OVERTIME PLAYOFF GAMES AND SCORING (29 WINS, 27 LOSSES)

Date	Series	Team	Result	Who Scored	Time
1	4/16/68	Quarterfinals at Minnesota	Lost, 3-4	Marcetta	9:11
2	4/2/69	Quarterfinals at Oakland	Won, 5-4	Irvine	0:19
3	4/8/75	Preliminary vs. Toronto	Won, 3-2	M. Murphy	8:53
4	4/10/75	Preliminary at Toronto	Lost, 2-3	Stoughton	10:19
5	4/13/76	Quarterfinals at Boston	Won, 3-2	Goring	0:27
6	4/22/76	Quarterfinals vs. Boston	Won, 4-3	Goring	18:28
7	4/12/79	Preliminary vs. NY Rangers	Lost, 1-2	P. Esposito	6:11
8	4/11/80	Preliminary vs. NY Islanders	Lost, 3-4	Morrow	6:55
9	4/8/82	Division Semifinals at Edmonton	Lost, 2-3	Gretzky	6:20
10	4/10/82	Division Semifinals vs. Edmonton	Won, 6-5	Evans	2:35
11	4/16/82	Division Finals at Vancouver	Won, 3-2	Bozek	4:33
12	4/18/82	Division Finals vs. Vancouver	Lost, 3-4	Campbell	1:23
13	4/10/85	Division Semifinals at Edmonton	Lost, 2-3	Fogolin	3:01
14	4/13/85	Division Semifinals vs. Edmonton	Lost, 3-4	G. Anderson	0:46
15	4/18/89	Division Finals at Calgary	Lost, 3-4	Gilmour	7:47
16	4/8/90	Division Semifinals vs. Calgary	Won, 2-1	Granato	8:37
17	4/14/90	Division Semifinals vs. Calgary	Won, 4-3	Krushelnyski	23:14
18	4/24/90	Division Finals vs. Edmonton	Lost, 5-6	J. Murphy	4:42
19	4/6/91	Division Semifinals vs. Vancouver	Won, 3-2	Gretzky	11:08
20	4/8/91	Division Semifinals at Vancouver	Lost, 1-2	Ronning	3:12
21	4/18/91	Division Finals vs. Edmonton	Won, 4-3	L. Robitaille	2:13
22	4/20/91	Division Finals vs. Edmonton	Lost, 3-4	Klima	24:48
23	4/22/91	Division Finals at Edmonton	Lost, 3-4	Tikkanen	20:48
24	4/28/91	Division Finals at Edmonton	Lost, 3-4	MacTavish	16:57
25	5/11/93	Division Finals at Vancouver	Won, 4-3	Shuchuk	26:31
26	5/25/93	Conference Finals at Toronto	Lost, 2-3	G. Anderson	19:20
27	5/27/93	Conference Finals vs. Toronto	Won, 5-4	Gretzky	1:41
28	6/3/93	Stanley Cup Final at Montreal	Lost, 2-3	E. Desjardins	0:51
29	6/5/93	Stanley Cup Final vs. Montreal	Lost, 3-4	LeClair	0:34
30	6/7/93	Stanley Cup Final vs. Montreal	Lost, 2-3	LeClair	14:37
31	4/18/01	Conference Quarterfinals vs. Detroit	Won, 4-3	E. Belanger	2:36
32	4/23/01	Conference Quarterfinals vs. Detroit	Won, 3-2	Deadmarsh	4:48
33	4/26/01	Conference Semifinals at Colorado	Won, 4-3	Modry	14:23
34	5/6/01	Conference Semifinals vs. Colorado	Won, 1-0	G. Murray	22:41
35	4/25/02	Conference Quarterfinals at Colorado	Won, 1-0	C. Johnson	2:19
36	4/15/10	Conference Quarterfinals at Vancouver	Lost, 2-3	M. Samuelsson	8:52
37	4/17/10	Conference Quarterfinals at Vancouver	Won, 3-2	**Kopitar**	7:28
38	4/14/11	Conference Quarterfinals at San Jose	Lost, 2-3	Pavelski	14:44
39	4/19/11	Conference Quarterfinals vs. San Jose	Lost, 5-6	Setoguchi	3:09
40	4/25/11	Conference Quarterfinals vs. San Jose	Lost, 3-4	J. Thornton	2:22
41	4/22/12	Conference Quarterfinals at Vancouver	Won, 2-1	Stoll	4:27
42	5/22/12	Conference Finals at Phoenix	Won, 4-3	Penner	17:42
43	5/30/12	Stanley Cup Final at New Jersey	Won, 2-1	**Kopitar**	8:13
44	6/2/12	Stanley Cup Final at New Jersey	Won, 2-1	**J. Carter**	13:42
45	4/30/13	Conference Quarterfinals at St. Louis	Lost, 1-2	A. Steen	13:26
46	5/8/13	Conference Quarterfinals at St. Louis	Won, 3-2	Voynov	8:00
47	5/18/13	Conference Semifinals at San Jose	Lost, 1-2	Couture	1:29
48	6/8/13	Conference Finals at Chicago	Lost, 3-4	P. Kane	31:40
49	4/22/14	Conference Round One vs. San Jose	Lost, 3-4	P. Marleau	6:20
50	5/3/14	Conference Round Two at Anaheim	Won, 3-2	**M. Gaborik**	12:07
51	5/28/14	Conference Finals at Chicago	Lost, 4-5	M. Handzus	22:04
52	6/1/14	Conference Finals at Chicago	Won, 5-4	**Martinez**	5:47
53	6/4/14	Stanley Cup Final vs. NY Rangers	Won, 3-2	J. Williams	4:36
54	6/7/14	Stanley Cup Final vs. NY Rangers	Won, 5-4	**D. Brown**	30:26
55	6/13/14	Stanley Cup Final vs. NY Rangers	Won, 3-2	**Martinez**	34:43
56	4/18/16	Conference Round One at San Jose	Won, 2-1	**Pearson**	3:47

KINGS ALL-TIME PLAYOFF POWER PLAY & PENALTY KILLING

SEASON	OPPONENT	PP	PCT	PK	PCT	SHGF	SHGA
1968	Minnesota	5-21	23.8%	23-27	85.2%	0	1
1969	Oakland	4-21	19.0%	28-33	84.8%	1	1
	St. Louis	2-19	10.5%	16-19	84.2%	1	0
	TOTAL	**6-40**	**15.0%**	**44-52**	**84.6%**	**2**	**1**
1974	Chicago	2-19	10.5%	14-15	93.3%	0	0
1975	Toronto	2-8	25.0%	9-9	100.0%	0	0
1976	Atlanta	0-6	0.0%	8-8	100.0%	0	0
	Boston	5-36	13.9%	19-30	63.3%	0	2
	TOTAL	**5-42**	**11.9%**	**27-38**	**71.1%**	**0**	**2**
1977	Atlanta	3-14	21.4%	9-11	81.8%	0	1
	Boston	9-26	34.6%	14-19	73.7%	0	1
	TOTAL	**12-40**	**30.0%**	**23-30**	**76.7%**	**0**	**2**
1978	Toronto	0-10	0.0%	6-8	75.0%	0	0
1979	NY Rangers	2-10	20.0%	5-8	62.5%	0	0
1980	NY Islanders	1-16	6.3%	12-15	80.0%	2	2
1981	NY Rangers	5-15	33.3%	12-15	80.0%	1	0
1982	Edmonton	8-26	30.8%	15-19	78.9%	0	3
	Vancouver	5-19	26.3%	11-13	84.6%	0	0
	TOTAL	**13-45**	**28.9%**	**26-32**	**81.3%**	**0**	**3**
1985	Edmonton	1-16	6.3%	10-10	100.0%	0	1
1987	Edmonton	5-20	25.0%	15-23	65.2%	0	1
1988	Calgary	8-38	21.1%	26-34	76.5%	0	3
1989	Edmonton	11-36	30.6%	26-32	81.3%	1	1
	Calgary	4-18	22.2%	20-25	80.0%	0	1
	TOTAL	**15-54**	**27.8%**	**46-57**	**80.7%**	**1**	**2**
1990	Calgary	10-46	21.7%	31-33	93.9%	1	2
	Edmonton	1-19	5.3%	11-16	68.8%	1	1
	TOTAL	**11-65**	**16.9%**	**42-49**	**85.7%**	**2**	**3**
1991	Vancouver	5-24	20.8%	18-23	78.3%	0	1
	Edmonton	7-29	24.1%	30-33	90.9%	1	0
	TOTAL	**12-53**	**22.6%**	**48-56**	**85.7%**	**1**	**1**
1992	Edmonton	6-34	17.6%	23-33	69.7%	0	0
1993	Calgary	5-40	12.5%	31-40	77.5%	1	3
	Vancouver	6-33	18.2%	19-27	70.4%	1	0
	Toronto	8-34	23.5%	32-37	86.5%	3	0
	Montreal	3-26	11.5%	18-22	81.8%	1	0
	TOTAL	**22-133**	**16.5%**	**100-126**	**79.4%**	**6**	**3**
1998	St. Louis	1-29	3.4%	28-36	77.8%	0	0
2000	Detroit	0-23	0.0%	16-23	69.6%	0	0
2001	Detroit	3-20	14.3%	18-27	66.7%	0	0
	Colorado	3-30	10.0%	31-36	86.1%	0	0
	TOTAL	**6-50**	**12.0%**	**49-63**	**77.8%**	**0**	**0**
2002	Colorado	1-17	5.9%	24-26	92.3%	0	0
2010	Vancouver	10-26	38.5%	18-24	75.0%	0	0
2011	San Jose	5-24	20.8%	21-23	91.3%	0	0
2012	Vancouver	3-26	11.5%	18-21	85.7%	2	0
	St. Louis	1-21	4.8%	17-17	100.0%	2	0
	Phoenix	2-27	7.4%	17-19	89.5%	1	0
	New Jersey	6-20	30.0%	18-19	94.7%	0	0
	TOTAL	**12-94**	**12.8%**	**70-76**	**92.1%**	**5**	**0**
2013	St. Louis	2-15	13.3%	15-17	88.2%	0	1
	San Jose	5-20	25.0%	22-26	84.6%	0	0
	Chicago	2-17	11.8%	13-14	92.9%	1	0
	TOTAL	**9-52**	**17.3%**	**50-57**	**87.7%**	**1**	**1**
2014	San Jose	6-24	25.0%	28-32	87.5%	0	0
	Anaheim	5-24	20.8%	19-24	79.2%	0	0
	Chicago	6-19	31.6%	18-24	75.0%	0	1
	NY Rangers	3-18	16.7%	20-22	90.9%	0	2
	TOTAL	**20-85**	**23.5%**	**85-102**	**83.3%**	**0**	**3**
2016	San Jose	3-14	21.4%	5-21	23.8%	1	0

Misplaced your debit card? Turn it off in our app.

WELLS FARGO

Just another way Wells Fargo is building better every day.

wellsfargo.com/better

THE OPPONENTS

ALL-TIME TOP TEN
Goalie Wins

1	**Jonathan Quick**	260
2	Rogie Vachon	171
3	Kelly Hrudey	145
4	Mario Lessard	92
5	Jamie Storr	85
6	Stephane Fiset	80
7	Felix Potvin	61
8	Gary Edwards	54
9	Mathieu Garon	44
10	Bob Janecyk	42

Anaheim DUCKS

2017-2018 GAME SCHEDULE

HOME
Nov. 25 Anaheim @ Los Angeles
Jan. 13 Anaheim @ Los Angeles

AWAY
Nov. 7 Los Angeles @ Anaheim
Jan. 19 Los Angeles @ Anaheim
Mar. 30 Los Angeles @ Anaheim

ALL-TIME RECORD vs. ANAHEIM (58-49-11-14)

	TOTAL				HOME				AWAY			
Year	W	L	T	OT	W	L	T	OT	W	L	T	OT
1993-94	4	2	0	–	2	1	0	–	2	1	0	–
1994-95	1	2	2	–	1	1	1	–	0	1	1	–
1995-96	3	2	1	–	2	1	0	–	1	1	1	–
1996-97	1	3	1	–	1	0	1	–	0	3	0	–
1997-98	3	1	1	–	2	1	0	–	1	0	1	–
1998-99	1	5	0	–	1	2	0	–	0	3	0	–
1999-00	2	2	2	0	1	2	0	0	1	0	2	0
2000-01	2	2	1	0	1	0	1	0	1	2	0	0
2001-02	4	0	1	0	2	0	1	0	2	0	0	0
2002-03	2	2	1	0	1	1	0	0	1	1	1	0
2003-04	4	1	1	0	3	0	0	0	1	1	1	0
2005-06	3	4	–	1	2	2	–	0	1	2	–	1
2006-07	4	2	–	2	1	1	–	2	3	1	–	0
2007-08	2	4	–	2	2	2	–	0	0	2	–	2
2008-09	3	2	–	1	2	0	–	1	1	2	–	0
2009-10	4	1	–	1	2	0	–	1	2	1	–	0
2010-11	2	3	–	1	1	1	–	1	1	2	–	0
2011-12	5	1	–	0	3	0	–	0	2	1	–	0
2012-13	2	1	–	1	2	0	–	0	0	1	–	1
2013-14	1	3	–	1	0	2	–	1	1	1	–	0
2014-15	1	1	-	3	1	0	–	1	0	1	–	2
2015-16	2	3	–	0	1	2	–	0	1	1	–	0
2016-17	2	2	–	1	1	1	–	0	1	1	–	1
TOTALS	**58**	**49**	**11**	**14**	**35**	**20**	**4**	**7**	**23**	**29**	**7**	**7**

KINGS FAST FACTS

	OVERALL	AT HOME	ON ROAD
LAST 10 GAMES	4-5-1	3-5-2	3-4-3
LAST WIN	2/25/17 (4-1)	2/25/17 (4-1)	11/20/16 (3-2)
LAST LOSS	4/9/17 (3-4 OT)	11/1/16 (0-4)	4/9/17 (3-4 OT)
LAST OT GAME	4/9/17 (3-4 OT)	1/17/15 (2-3 SO)	4/9/17 (3-4 OT)
LONGEST WIN STREAK	5 Games 1/8/09-2/4/10	5 Games Twice	3 Games Twice
LONGEST POINT STREAK	9 Games (6-0-3) 3/24/01-12/19/02	7 Games (5-0-2) 4/1/00-12/19/02	4 Games Twice
LONGEST LOSING STREAK	6 Games 4/18/98-3/18/99	5 Games (0-3-2) 1/28/06-2/17/07	6 Games (0-4-2) 9/30/07-1/6/09
LONGEST WINLESS STREAK	6 Games Twice	5 Games (0-3-2) 1/28/06-2/17/07	6 Games Twice
SHUTOUTS BY KINGS	2	2	Never
LAST TIME	1/14/10 (4-0)	1/14/10 (4-0)	
SHUTOUTS OF KINGS	9	3	6
LAST TIME	2/19/17 (0-1)	11/1/16 (0-4)	2/19/17 (0-1)
MOST GOALS	7 12/27/95 (7-1)	7 12/27/95 (7-1)	5 Six Times
MOST GOALS AGAINST	7 Twice	6 Twice	7 Twice

*Active Streak

Arizona COYOTES

2017-2018 GAME SCHEDULE

HOME
Feb. 3 Arizona @ Los Angeles
Mar. 29 Arizona @ Los Angeles

AWAY
Nov. 24 Los Angeles @ Arizona
Mar. 13 Los Angeles @ Arizona

ALL-TIME RECORD vs. ARIZONA (87-101-25-9)

(Winnipeg Jets, 1979-96; Phoenix Coyotes, 1996-2014)

	TOTAL				HOME				AWAY			
Year	W	L	T	OT	W	L	T	OT	W	L	T	OT
1979-80	1	2	1	–	1	1	0	–	0	1	1	–
1980-81	4	0	0	–	2	0	0	–	2	0	0	–
1981-82	0	3	0	–	0	1	0	–	0	2	0	–
1982-83	2	6	0	–	1	3	0	–	1	3	0	–
1983-84	0	5	3	–	0	3	1	–	0	2	2	–
1984-85	2	4	2	–	1	3	0	–	1	1	2	–
1985-86	5	2	1	–	2	1	1	–	3	1	0	–
1986-87	3	5	0	–	2	2	0	–	1	3	0	–
1987-88	3	5	0	–	1	3	0	–	2	2	0	–
1988-89	2	2	4	–	1	1	2	–	1	1	2	–
1989-90	2	5	1	–	1	2	1	–	1	3	0	–
1990-91	5	1	2	–	2	0	2	–	3	1	0	–
1991-92	4	2	1	–	2	0	1	–	2	2	0	–
1992-93	2	3	2	–	2	1	0	–	0	2	2	–
1993-94	1	2	1	–	0	1	1	–	1	1	0	–
1994-95	3	0	1	–	1	0	1	–	2	0	0	–
1995-96	1	3	0	–	1	1	0	–	0	2	0	–
1996-97	2	2	0	–	1	1	0	–	1	1	0	–
1997-98	2	2	0	–	1	1	0	–	1	1	0	–

	TOTAL				HOME				AWAY			
Year	W	L	T	OT	W	L	T	OT	W	L	T	OT
1998-99	1	5	0	–	0	3	0	–	1	2	0	–
1999-00	2	3	0	1	0	2	0	1	2	1	0	0
2000-01	1	2	2	0	1	1	1	0	0	1	1	0
2001-02	0	1	3	1	0	0	2	0	0	1	1	1
2002-03	4	1	0	0	3	0	0	0	1	1	0	0
2003-04	3	2	1	0	2	0	1	0	1	2	0	0
2005-06	3	3	–	2	3	1	–	0	0	2	–	2
2006-07	4	4	–	0	3	1	–	0	1	3	–	0
2007-08	2	6	–	0	1	3	–	0	1	3	–	0
2008-09	2	4	–	0	1	2	–	0	1	2	–	0
2009-10	3	2	–	1	1	1	–	1	2	1	–	0
2010-11	3	3	–	0	2	1	–	0	1	2	–	0
2011-12	3	1	–	2	2	1	–	0	1	0	–	2
2012-13	3	2	–	0	2	0	–	0	1	2	–	0
2013-14	2	3	–	0	2	1	–	0	0	2	–	0
2014-15	3	0	–	1	2	0	–	0	1	0	–	1
2015-16	2	3	–	0	0	2	–	0	2	1	–	0
2016-17	2	2	–	1	0	2	–	1	2	0	–	0
TOTALS	**87**	**101**	**25**	**9**	**47**	**46**	**14**	**3**	**40**	**55**	**11**	**6**

KINGS FAST FACTS

	OVERALL	AT HOME	ON ROAD
LAST 10 GAMES	4-5-1	4-5-1	5-4-1
LAST WIN	1/31/17 (3-2)	3/16/15 (1-0)	1/31/17 (3-2)
LAST LOSS	4/2/17 (1-2)	4/2/17 (1-2)	1/23/16 (2-3)
LAST OT GAME	3/14/17 (2-3 SO)	3/14/17 (2-3 SO)	12/26/15 (4-3 OT)
LONGEST WIN STREAK	5 Games 12/7/85-2/1/86	4 Games Twice	4 Games 10/28/90-10/4/91
LONGEST POINT STREAK	9 Games (6-0-3) 10/28/90-10/12/91	13 Games (8-0-5) 11/7/00-1/5/06	4 Games Twice
LONGEST LOSING STREAK	6 Games 11/17/07-2/18/08	7 Games 11/1/98-10/15/00	6 Games 11/4/06-2/16/08
LONGEST WINLESS STREAK	10 Games (0-6-4) 3/30/83-10/27/84	7 Games (0-6-1) 11/1/98-10/15/00	8 Games (0-5-3) 10/27/82-10/27/84
SHUTOUTS BY KINGS	11	7	4
LAST TIME	3/16/15 (1-0)	3/16/15 (1-0)	12/4/14 (4-0)
SHUTOUTS OF KINGS	14	7	7
LAST TIME	1/28/14 (0-3)	2/16/12 (0-1)	1/28/14 (0-3)
MOST GOALS	9 Twice	9 12/19/89 (9-5)	9 2/1/86 (9-6)
MOST GOALS AGAINST	10 3/30/83 (5-10)	9 11/24/84 (5-9)	10 3/30/83 (5-10)

*Active Streak

Boston BRUINS

2017-2018 GAME SCHEDULE

HOME
Nov. 16 Boston @ Los Angeles

AWAY
Oct. 28 Los Angeles @ Boston

ALL-TIME RECORD vs. BOSTON (42-83-13-1)

Year	TOTAL W	TOTAL L	TOTAL T	TOTAL OT	HOME W	HOME L	HOME T	HOME OT	AWAY W	AWAY L	AWAY T	AWAY OT
1967-68	1	3	0	–	0	2	0	–	1	1	0	–
1968-69	1	5	0	–	1	2	0	–	0	3	0	–
1969-70	0	5	1	–	0	2	1	–	0	3	0	–
1970-71	1	5	0	–	1	2	0	–	0	3	0	–
1971-72	1	4	1	–	0	3	0	–	1	1	1	–
1972-73	2	3	0	–	1	1	0	–	1	2	0	–
1973-74	1	3	1	–	1	1	1	–	0	2	0	–
1974-75	3	2	0	–	2	1	0	–	1	1	0	–
1975-76	1	4	0	–	0	2	0	–	1	2	0	–
1976-77	2	2	1	–	2	1	0	–	0	1	1	–
1977-78	0	5	0	–	0	2	0	–	0	3	0	–
1978-79	3	1	0	–	1	1	0	–	2	0	0	–
1979-80	1	2	1	–	1	0	1	–	0	2	0	–
1980-81	2	2	0	–	1	1	0	–	1	1	0	–
1981-82	0	3	0	–	0	1	0	–	0	2	0	–
1982-83	2	1	0	–	2	0	0	–	0	1	0	–
1983-84	0	3	0	–	0	1	0	–	0	2	0	–
1984-85	0	1	2	–	0	0	2	–	0	1	0	–
1985-86	0	3	0	–	0	1	0	–	0	2	0	–
1986-87	1	2	0	–	1	1	0	–	0	1	0	–
1987-88	0	2	1	–	0	1	0	–	0	1	1	–
1988-89	1	2	0	–	1	1	0	–	0	1	0	–
1989-90	1	2	0	–	0	1	0	–	1	1	0	–
1990-91	1	2	0	–	1	1	0	–	0	1	0	–
1991-92	2	1	0	–	1	0	0	–	1	1	0	–
1992-93	1	1	0	–	1	0	0	–	0	1	0	–
1993-94	0	2	0	–	0	1	0	–	0	1	0	–
1994-95	–	–	–	–	–	–	–	–	–	–	–	–
1995-96	0	1	1	–	0	1	0	–	0	0	1	–
1996-97	1	0	1	–	1	0	0	–	0	0	1	–
1997-98	0	2	0	–	0	1	0	–	0	1	0	–
1998-99	2	0	0	–	1	0	0	–	1	0	0	–
1999-00	0	0	2	0	0	0	1	0	0	0	1	0
2000-01	1	0	1	0	1	0	0	0	0	0	1	0
2001-02	0	1	0	0	0	0	0	0	0	1	0	0
2002-03	0	0	0	1	0	0	0	1	0	0	0	0
2003-04	0	1	0	0	0	1	0	0	0	0	0	0
2005-06	1	0	–	0	0	0	–	0	1	0	–	0
2006-07	–	–	–	–	–	–	–	–	–	–	–	–
2007-08	0	1	–	0	0	1	–	0	0	0	–	0
2008-09	1	0	–	0	0	0	–	0	1	0	–	0
2009-10	2	0	–	0	1	0	–	0	1	0	–	0
2010-11	2	0	–	0	1	0	–	0	1	0	–	0
2011-12	0	2	–	0	0	1	–	0	0	1	–	0
2012-13	–	–	–	–	–	–	–	–	–	–	–	–
2013-14	1	1	–	0	1	0	–	0	0	1	–	0
2014-15	1	1	–	0	1	0	–	0	0	1	–	0
2015-16	2	0	–	0	1	0	–	0	1	0	–	0
2016-17	0	2	–	0	0	1	–	0	0	1	–	0
TOTALS	**42**	**83**	**13**	**1**	**26**	**35**	**7**	**1**	**16**	**48**	**6**	**0**

KINGS FAST FACTS

	OVERALL	AT HOME	ON ROAD
LAST 10 GAMES	4-6-0	5-4-1	5-5-0
LAST WIN	3/19/16 (2-1)	3/19/16 (2-1)	2/9/16 (9-2)
LAST LOSS	2/23/17 (1-4)	2/23/17 (1-4)	12/18/16 (0-1)
LAST OT GAME	11/20/10 (4-3 SO)	1/16/10 (4-3 SO)	11/20/10 (4-3 SO)
LONGEST WIN STREAK	5 Games 3/19/09-1/24/11	3 Games 1/9/14-3/19/16	4 Games 1/12/06-11/20/10
LONGEST POINT STREAK	6 Games (3-0-3) 10/16/98-11/26/00	4 Games (3-0-1) 2/21/79-10/21/81	4 Games Four Times
LONGEST LOSING STREAK	10 Games 11/21/68-1/15/70	4 Games 1/30/69-10/14/71	10 Games Twice
LONGEST WINLESS STREAK	15 Games (0-14-1) 11/21/68-2/3/71	6 Games (0-5-1) 1/30/69-10/14/71	13 Games (0-12-1) 12/20/80-11/2/89
SHUTOUTS BY KINGS	10	8	2
LAST TIME	12/2/14 (2-0)	12/2/14 (2-0)	1/12/06 (6-0)
SHUTOUTS OF KINGS	10	1	9
LAST TIME	12/18/16 (0-1)	1/3/76 (0-3)	12/18/16 (0-1)
MOST GOALS	9 2/9/16 (9-2)	8 10/17/92 (8-6)	9 2/9/16 (9-2)
MOST GOALS AGAINST	11 11/14/71 (2-11)	8 Three Times	11 11/14/71 (2-11)

*Active Streak

Buffalo SABRES

2017-2018 GAME SCHEDULE

HOME
Oct. 14 Buffalo @ Los Angeles

AWAY
Feb. 17 Los Angeles @ Buffalo

ALL-TIME RECORD vs. BUFFALO (44-57-18-2)

Year	TOTAL W	TOTAL L	TOTAL T	TOTAL OT	HOME W	HOME L	HOME T	HOME OT	AWAY W	AWAY L	AWAY T	AWAY OT
1970-71	1	2	3	–	1	0	2	–	0	2	1	–
1971-72	3	2	1	–	2	1	0	–	1	1	1	–
1972-73	1	2	2	–	1	0	2	–	0	2	0	–
1973-74	1	4	0	–	1	1	0	–	0	3	0	–
1974-75	3	1	1	–	1	0	1	–	2	1	0	–
1975-76	2	3	0	–	1	2	0	–	1	1	0	–
1976-77	2	3	0	–	1	2	0	–	1	1	0	–
1977-78	0	3	2	–	0	2	0	–	0	1	2	–
1978-79	1	2	1	–	1	1	0	–	0	1	1	–
1979-80	0	3	1	–	0	1	1	–	0	2	0	–
1980-81	1	2	1	–	0	2	0	–	1	0	1	–
1981-82	1	2	0	–	0	1	0	–	1	1	0	–
1982-83	1	2	0	–	1	1	0	–	0	1	0	–
1983-84	0	2	1	–	0	1	0	–	0	1	1	–
1984-85	2	0	1	–	1	0	1	–	1	0	0	–
1985-86	2	1	0	–	1	0	0	–	1	1	0	–
1986-87	1	2	0	–	0	2	0	–	1	0	0	–
1987-88	1	2	0	–	0	1	0	–	1	1	0	–
1988-89	3	0	0	–	2	0	0	–	1	0	0	–
1989-90	1	2	0	–	0	1	0	–	1	1	0	–
1990-91	2	0	1	–	2	0	0	–	0	0	1	–
1991-92	1	1	1	–	0	1	1	–	1	0	0	–
1992-93	2	0	0	–	1	0	0	–	1	0	0	–
1993-94	0	2	0	–	0	1	0	–	0	1	0	–
1994-95	–	–	–	–	–	–	–	–	–	–	–	–
1995-96	0	1	1	–	0	1	0	–	0	0	1	–
1996-97	1	1	0	–	1	0	0	–	0	1	0	–
1997-98	0	1	1	–	0	0	1	–	0	1	0	–
1998-99	1	1	0	–	1	0	0	–	0	1	0	–
1999-00	1	1	0	0	1	0	0	0	0	1	0	0
2000-01	1	1	0	0	1	0	0	0	0	1	0	0
2001-02	1	0	0	0	1	0	0	0	0	0	0	0
2002-03	1	0	0	0	0	0	0	0	1	0	0	0
2003-04	0	2	0	0	0	1	0	0	0	1	0	0
2005-06	0	1	–	0	0	0	0	0	0	1	–	0
2006-07	–	–	–	–	–	–	–	–	–	–	–	–
2007-08	1	0	–	0	1	0	–	0	0	0	–	0
2008-09	0	1	–	0	0	0	–	0	0	1	–	0
2009-10	1	0	–	0	1	0	–	0	0	0	–	0
2010-11	0	1	–	0	0	0	–	0	0	1	–	0
2011-12	0	1	–	0	0	1	–	0	0	0	–	0
2012-13	–	–	–	–	–	–	–	–	–	–	–	–
2013-14	1	0	–	1	1	0	–	0	0	0	–	1
2014-15	1	1	–	0	1	0	–	0	0	1	–	0
2015-16	1	0	–	1	1	0	–	0	0	0	–	1
2016-17	1	1	–	0	1	0	–	0	0	1	–	0
TOTALS	**44**	**57**	**18**	**2**	**28**	**24**	**9**	**0**	**16**	**33**	**9**	**2**

KINGS FAST FACTS

	OVERALL	AT HOME	ON ROAD
LAST 10 GAMES	4-4-2	8-2-0	1-7-2
LAST WIN	3/16/17 (2-0)	3/16/17 (2-0)	2/21/03 (4-1)
LAST LOSS	12/13/16 (3-6)	10/8/11 (2-4)	12/13/16 (3-6)
LAST OT GAME	12/12/15 (1-2 OT)	1/21/10 (4-3 SO)	12/12/15 (1-2 OT)
LONGEST WIN STREAK	4 Games 11/22/87-3/1/89	4 Games* Twice	2 Games Four Times
LONGEST POINT STREAK	5 Games (4-0-1) 11/9/84-3/15/86	6 Games (5-0-1) 1/9/97-1/17/02	4 Games (3-0-1) 3/14/90-3/15/93
LONGEST LOSING STREAK	5 Games Twice	4 Games Twice	8 Games* (0-6-2) 2/13/04-Present
LONGEST WINLESS STREAK	8 Games (0-6-2) 12/7/78-12/20/80	7 Games (0-6-1) 3/24/79-11/20/82	8 Games* Twice
SHUTOUTS BY KINGS	6	6	Never
LAST TIME	3/16/17 (2-0)	3/16/17 (2-0)	
SHUTOUTS OF KINGS	7	Never	7
LAST TIME	12/9/14 (0-1)		12/9/14 (0-1)
MOST GOALS	9 1/1/76 (9-6)	8 Twice	9 1/1/76 (9-6)
MOST GOALS AGAINST	10 1/14/06 (1-10)	8 Twice	10 1/14/06 (1-10)

*Active Streak

Calgary FLAMES

2017-2018 GAME SCHEDULE

HOME
Oct. 11 Calgary @ Los Angeles
Mar. 26 Calgary @ Los Angeles

AWAY
Jan. 4 Los Angeles @ Calgary
Jan. 24 Los Angeles @ Calgary

ALL-TIME RECORD vs. CALGARY (95-111-21-8)
(Atlanta Flames, 1972-80)

	TOTAL				HOME				AWAY			
Year	W	L	T	OT	W	L	T	OT	W	L	T	OT
1972-73	1	1	3	–	1	0	1	–	0	1	2	–
1973-74	5	1	0	–	3	0	0	–	2	1	0	–
1974-75	1	2	1	–	1	0	1	–	0	2	0	–
1975-76	3	1	0	–	2	0	0	–	1	1	0	–
1976-77	2	2	0	–	1	1	0	–	1	1	0	–
1977-78	2	1	1	–	1	1	0	–	1	0	1	–
1978-79	2	2	0	–	2	0	0	–	0	2	0	–
1979-80	1	2	1	–	0	2	0	–	1	0	1	–
1980-81	1	3	0	–	1	1	0	–	0	2	0	–
1981-82	3	4	1	–	3	0	1	–	0	4	0	–
1982-83	3	3	2	–	3	1	0	–	0	2	2	–
1983-84	3	4	1	–	2	2	0	–	1	2	1	–
1984-85	3	4	1	–	2	2	0	–	1	2	1	–
1985-86	1	7	0	–	1	3	0	–	0	4	0	–
1986-87	3	5	0	–	2	2	0	–	1	3	0	–
1987-88	4	4	0	–	1	3	0	–	3	1	0	–
1988-89	2	6	0	–	2	2	0	–	0	4	0	–
1989-90	3	4	1	–	1	2	1	–	2	2	0	–
1990-91	4	3	1	–	2	1	1	–	2	2	0	–
1991-92	2	5	0	–	2	1	0	–	0	4	0	–
1992-93	3	3	1	–	2	1	1	–	1	2	0	–
1993-94	3	3	1	–	2	1	0	–	1	2	1	–
1994-95	1	3	1	–	0	1	1	–	1	2	0	–

	TOTAL				HOME				AWAY			
Year	W	L	T	OT	W	L	T	OT	W	L	T	OT
1995-96	1	3	1	–	0	1	1	–	1	2	0	–
1996-97	1	3	1	–	0	2	1	–	1	1	0	–
1997-98	5	1	0	–	3	0	0	–	2	1	0	–
1998-99	1	2	1	–	1	1	0	–	0	1	1	–
1999-00	4	0	0	0	2	0	0	0	2	0	0	0
2000-01	3	1	0	0	1	1	0	0	2	0	0	0
2001-02	0	3	1	0	0	2	0	0	0	1	1	0
2002-03	1	1	0	2	1	1	0	0	0	0	0	2
2003-04	1	1	1	1	1	1	0	0	0	0	1	1
2005-06	2	2	–	0	1	1	–	0	1	1	–	0
2006-07	1	3	–	0	1	1	–	0	0	2	–	0
2007-08	1	3	–	0	1	1	–	0	0	2	–	0
2008-09	0	4	–	0	0	2	–	0	0	2	–	0
2009-10	1	3	–	0	1	1	–	0	0	2	–	0
2010-11	3	1	–	0	2	0	–	0	1	1	–	0
2011-12	2	1	–	1	0	1	–	1	2	0	–	0
2012-13	3	0	–	0	2	0	–	0	1	0	–	0
2013-14	2	2	–	1	0	2	–	0	2	0	–	1
2014-15	1	2	–	2	1	0	–	2	0	2	–	0
2015-16	4	0	–	0	2	0	–	0	2	0	–	0
2016-17	2	2	–	1	1	1	–	0	1	1	–	1
TOTALS	**95**	**111**	**21**	**8**	**58**	**46**	**9**	**3**	**37**	**65**	**12**	**5**

KINGS FAST FACTS

	OVERALL	AT HOME	ON ROAD
LAST 10 GAMES	6-3-1	5-3-2	5-3-2
LAST WIN	3/29/17 (4-1)	11/5/16 (5-0)	3/29/17 (4-1)
LAST LOSS	4/6/17 (1-4)	4/6/17 (1-4)	3/19/17 (2-5)
LAST OT GAME	2/28/17 (1-2 OT)	1/19/15 (1-2 OT)	2/28/17 (1-2 OT)
LONGEST WIN STREAK	5 Games 10/15/99-1/6/01	4 Games 2/20/81-2/11/82	6 Games 2/5/11-3/10/14
LONGEST POINT STREAK	5 Games Twice	10 Games (8-0-2) 10/26/72-10/28/76	7 Games (6-0-1) 2/5/11-4/9/14
LONGEST LOSING STREAK	11 Games 3/3/85-3/2/86	5 Games 3/23/85-3/2/86	10 Games 3/29/06-10/10/10
LONGEST WINLESS STREAK	12 Games (0-11-1, 1 Tie) 1/9/85-3/2/86	7 Games (0-6-1, 1 Tie) 2/23/95-3/15/97	14 Games (0-10-4, 4 Ties) 3/13/80-2/28/84
SHUTOUTS BY KINGS	11	7	4
LAST TIME	11/5/16 (5-0)	11/5/16 (5-0)	2/27/14 (2-0)
SHUTOUTS OF KINGS	12	6	6
LAST TIME	2/18/12 (0-1)	2/18/12 (0-1)	11/28/96 (0-2)
MOST GOALS	9 Twice	9 Twice	8 Twice
MOST GOALS AGAINST	11 10/17/88 (4-11)	9 10/13/85 (2-9)	11 10/17/88 (4-11)

*Active Streak

Carolina HURRICANES

2017-2018 GAME SCHEDULE

HOME
Dec. 9 Carolina @ Los Angeles

AWAY
Feb. 13 Los Angeles @ Carolina

ALL-TIME RECORD vs. CAROLINA (36-29-8-2)
(Hartford Whalers, 1979-97)

	TOTAL				HOME				AWAY			
Year	W	L	T	OT	W	L	T	OT	W	L	T	OT
1979-80	1	2	1	–	1	0	1	–	0	2	0	–
1980-81	3	0	1	–	2	0	0	–	1	0	1	–
1981-82	0	2	1	–	0	1	0	–	0	1	1	–
1982-83	2	1	0	–	1	1	0	–	1	0	0	–
1983-84	1	2	0	–	0	1	0	–	1	1	0	–
1984-85	2	0	1	–	1	0	1	–	1	0	0	–
1985-86	1	2	0	–	0	1	0	–	1	1	0	–
1986-87	2	1	0	–	2	0	0	–	0	1	0	–
1987-88	0	3	0	–	0	1	0	–	0	2	0	–
1988-89	2	1	0	–	2	0	0	–	0	1	0	–
1989-90	1	2	0	–	0	1	0	–	1	1	0	–
1990-91	2	1	0	–	2	0	0	–	0	1	0	–
1991-92	0	1	2	–	0	0	1	–	0	1	1	–
1992-93	2	0	0	–	1	0	0	–	1	0	0	–
1993-94	2	0	0	–	1	0	0	–	1	0	0	–
1994-95	–	–	–	–	–	–	–	–	–	–	–	–
1995-96	0	2	0	–	0	1	0	–	0	1	0	–
1996-97	2	0	0	–	1	0	0	–	1	0	0	–
1997-98	0	1	1	–	0	1	0	–	0	0	1	–

	TOTAL				HOME				AWAY			
Year	W	L	T	OT	W	L	T	OT	W	L	T	OT
1998-99	1	1	0	–	0	1	0	–	1	0	0	–
1999-00	0	1	0	0	0	1	0	0	0	0	0	0
2000-01	2	0	0	0	1	0	0	0	1	0	0	0
2001-02	1	0	0	1	1	0	0	0	0	0	0	1
2002-03	1	0	1	0	1	0	0	0	0	0	1	0
2003-04	0	0	0	1	0	0	0	0	0	0	0	1
2005-06	0	1	–	0	0	1	–	0	0	0	–	0
2006-07	0	1	–	0	0	0	–	0	0	1	–	0
2007-08	–	–	–	–	–	–	–	–	–	–	–	–
2008-09	1	0	–	0	1	0	–	0	0	0	–	0
2009-10	1	0	–	0	0	0	–	0	1	0	–	0
2010-11	1	0	–	0	1	0	–	0	0	0	–	0
2011-12	0	1	–	0	0	0	–	0	0	1	–	0
2012-13	–	–	–	–	–	–	–	–	–	–	–	–
2013-14	2	0	–	0	1	0	–	0	1	0	–	0
2014-15	1	1	–	0	1	0	–	0	0	1	–	0
2015-16	1	1	–	0	1	0	–	0	0	1	–	0
2016-17	1	1	–	0	0	1	–	0	1	0	–	0
TOTALS	**36**	**29**	**8**	**2**	**22**	**12**	**3**	**0**	**14**	**17**	**5**	**2**

KINGS FAST FACTS

	OVERALL	AT HOME	ON ROAD
LAST 10 GAMES	6-4-0	8-2-0	3-4-3 (1 Tie)
LAST WIN	1/26/17 (3-0)	10/23/15 (3-0)	1/26/17 (3-0)
LAST LOSS	12/8/16 (1-3)	12/8/16 (1-3)	11/22/15 (3-4)
LAST OT GAME	10/11/13 (2-1 SO)	10/17/08 (4-3 OT)	10/11/13 (2-1 SO)
LONGEST WIN STREAK	4 Games 1/31/92-3/2/94	5 Games 10/17/08-10/23/15	3 Games 12/30/83-11/2/85
LONGEST POINT STREAK	6 Games (3-0-3) 3/29/80-12/19/81	5 Games Twice	4 Games (3-0-1) 11/2/96-1/20/01
LONGEST LOSING STREAK	4 Games 3/22/87-3/9/88	3 Games 3/5/98-3/2/00	6 Games 3/22/86-11/4/89
LONGEST WINLESS STREAK	4 Games Three Times	3 Games 3/5/98-3/2/00	6 Games 3/22/86-11/4/89
SHUTOUTS BY KINGS	3	1	2
LAST TIME	1/26/17 (3-0)	10/23/15 (3-0)	1/26/17 (3-0)
SHUTOUTS OF KINGS	3	1	2
LAST TIME	3/15/03 (0-0)	11/27/85 (0-9)	3/15/03 (0-0)
MOST GOALS	9 Twice	9 1/14/89 (9-6)	9 12/30/83 (9-3)
MOST GOALS AGAINST	9 11/27/85 (0-9)	9 11/27/85 (0-9)	8 1/25/96 (2-8)

*Active Streak

Chicago BLACKHAWKS

2017-2018 GAME SCHEDULE

HOME
Mar. 3 Chicago @ Los Angeles

AWAY
Dec. 3 Los Angeles @ Chicago
Feb. 19 Los Angeles @ Chicago

ALL-TIME RECORD vs. CHICAGO (82-88-17-5)

Year	TOTAL W	TOTAL L	TOTAL T	TOTAL OT	HOME W	HOME L	HOME T	HOME OT	AWAY W	AWAY L	AWAY T	AWAY OT
1967-68	1	2	1	–	0	1	1	–	1	1	0	–
1968-69	1	5	0	–	1	2	0	–	0	3	0	–
1969-70	1	5	0	–	1	2	0	–	0	3	0	–
1970-71	2	4	0	–	1	2	0	–	1	2	0	–
1971-72	1	5	0	–	1	2	0	–	0	3	0	–
1972-73	3	2	0	–	3	0	0	–	0	2	0	–
1973-74	1	3	2	–	1	2	0	–	0	1	2	–
1974-75	2	2	0	–	0	2	0	–	2	0	0	–
1975-76	2	2	0	–	0	2	0	–	2	0	0	–
1976-77	2	2	0	–	1	1	0	–	1	1	0	–
1977-78	2	2	0	–	1	1	0	–	1	1	0	–
1978-79	3	1	0	–	2	0	0	–	1	1	0	–
1979-80	3	0	1	–	1	0	1	–	2	0	0	–
1980-81	2	0	2	–	1	0	1	–	1	0	1	–
1981-82	0	3	0	–	0	2	0	–	0	1	0	–
1982-83	0	2	1	–	0	0	1	–	0	2	0	–
1983-84	3	0	0	–	2	0	0	–	1	0	0	–
1984-85	0	2	1	–	0	1	0	–	0	1	1	–
1985-86	0	1	2	–	0	1	1	–	0	0	1	–
1986-87	1	1	1	–	1	0	0	–	0	1	1	–
1987-88	2	1	0	–	2	0	0	–	0	1	0	–
1988-89	3	0	0	–	1	0	0	–	2	0	0	–
1989-90	1	2	0	–	1	1	0	–	0	1	0	–
1990-91	2	1	0	–	0	1	0	–	2	0	0	–
1991-92	1	1	1	–	1	0	0	–	0	1	1	–
1992-93	3	1	1	–	1	0	1	–	2	1	0	–
1993-94	1	2	1	–	1	1	0	–	0	1	1	–
1994-95	1	3	0	–	0	2	0	–	1	1	0	–
1995-96	2	2	0	–	1	1	0	–	1	1	0	–
1996-97	1	3	0	–	0	2	0	–	1	1	0	–
1997-98	4	0	0	–	2	0	0	–	2	0	0	–
1999-00	3	1	0	0	1	1	0	0	2	0	0	0
2000-01	0	1	3	0	0	0	2	0	0	1	1	0
2001-02	2	2	0	0	1	1	0	0	1	1	0	0
2002-03	1	2	0	1	1	1	0	0	0	1	0	1
2003-04	3	1	0	0	1	1	0	0	2	0	0	0
2005-06	3	1	–	0	2	0	–	0	1	1	–	0
2006-07	1	1	–	2	0	0	–	2	1	1	–	0
2007-08	2	1	–	1	1	0	–	1	1	1	–	0
2008-09	2	2	–	0	2	0	–	0	0	2	–	0
2009-10	1	2	–	1	1	1	–	0	0	1	–	1
2010-11	0	4	–	0	0	2	–	0	0	2	–	0
2011-12	3	1	–	0	1	1	–	0	2	0	–	0
2012-13	1	2	–	0	0	1	–	0	1	1	–	0
2013-14	0	3	–	0	0	1	–	0	0	2	–	0
2014-15	1	2	–	0	1	1	–	0	0	1	–	0
2015-16	2	1	–	0	1	0	–	0	1	1	–	0
2016-17	2	1	–	0	2	0	–	0	0	1	–	0
TOTALS	**82**	**88**	**17**	**5**	**44**	**40**	**8**	**3**	**38**	**48**	**9**	**2**

KINGS FAST FACTS

	OVERALL	AT HOME	ON ROAD
LAST 10 GAMES	5-5-0	5-5-0	4-6-0
LAST WIN	4/8/17 (3-2 OT)	4/8/17 (3-2 OT)	3/14/16 (5-0)
LAST LOSS	10/30/16 (0-3)	11/29/14 (1-4)	10/30/16 (0-3)
LAST OT GAME	4/8/17 (3-2 OT)	4/8/17 (3-2 OT)	3/11/12 (3-2 SO)
LONGEST WIN STREAK	10 Games 11/20/97-11/16/99	5 Games Twice	7 Games 11/17/96-2/16/00
LONGEST POINT STREAK	10 Games 11/20/97-11/16/99	6 Games (4-0-2) 11/20/78-3/11/81	7 Games 11/17/96-2/16/00
LONGEST LOSING STREAK	7 Games (0-6-1) 3/10/10-11/26/11	5 Games 11/16/74-11/24/76	6 Games Twice
LONGEST WINLESS STREAK	7 Games Twice	5 Games 11/16/74-11/24/76	9 Games (0-7-2) 2/21/71-2/13/74
SHUTOUTS BY KINGS	11	6	5
LAST TIME	3/14/16 (5-0)	2/25/12 (4-0)	3/14/16 (5-0)
SHUTOUTS OF KINGS	16	5	11
LAST TIME	10/30/16 (0-3)	3/18/10 (0-3)	10/30/16 (0-3)
MOST GOALS	9 Twice	9 Twice	7 Twice
MOST GOALS AGAINST	9 1/26/69 (3-9)	8 Twice	9 1/26/69 (3-9)

*Active Streak

Colorado AVALANCHE

2017-2018 GAME SCHEDULE

HOME
Dec. 21 Colorado @ Los Angeles
Apr. 2 Colorado @ Los Angeles

AWAY
Mar. 22 Los Angeles @ Colorado

ALL-TIME RECORD vs. COLORADO (66-50-8-4)
(Quebec Nordiques, 1979-95)

Year	TOTAL W	TOTAL L	TOTAL T	TOTAL OT	HOME W	HOME L	HOME T	HOME OT	AWAY W	AWAY L	AWAY T	AWAY OT
1979-80	3	1	0	–	2	0	0	–	1	1	0	–
1980-81	3	1	0	–	1	1	0	–	2	0	0	–
1981-82	1	0	2	–	1	0	1	–	0	0	1	–
1982-83	1	1	1	–	1	0	0	–	0	1	1	–
1983-84	0	3	0	–	0	2	0	–	0	1	0	–
1984-85	1	2	0	–	0	1	0	–	1	1	0	–
1985-86	1	2	0	–	0	2	0	–	1	0	0	–
1986-87	0	3	0	–	0	1	0	–	0	2	0	–
1987-88	2	1	0	–	2	0	0	–	0	1	0	–
1988-89	3	0	0	–	1	0	0	–	2	0	0	–
1989-90	3	0	0	–	2	0	0	–	1	0	0	–
1990-91	2	0	1	–	1	0	0	–	1	0	1	–
1991-92	1	1	0	–	1	0	0	–	0	1	0	–
1992-93	0	2	0	–	0	1	0	–	0	1	0	–
1993-94	1	1	0	–	1	0	0	–	0	1	0	–
1994-95	–	–	–	–	–	–	–	–	–	–	–	–
1995-96	2	2	1	–	1	1	1	–	1	1	0	–
1996-97	3	3	0	–	2	1	0	–	1	2	0	–
1997-98	4	1	0	–	2	0	0	–	2	1	0	–
1998-99	1	3	1	–	1	1	1	–	0	2	0	–
1999-00	3	1	0	0	2	0	0	0	1	1	0	0
2000-01	2	2	0	0	2	0	0	0	0	2	0	0
2001-02	2	2	0	0	1	1	0	0	1	1	0	0
2002-03	1	3	0	0	1	1	0	0	0	2	0	0
2003-04	1	1	2	0	0	0	2	0	1	1	0	0
2005-06	3	1	–	0	1	1	–	0	2	0	–	0
2006-07	3	1	–	0	2	0	–	0	1	1	–	0
2007-08	1	3	–	0	0	2	–	0	1	1	–	0
2008-09	1	2	–	1	0	1	–	1	1	1	–	0
2009-10	3	0	–	1	2	0	–	0	1	0	–	1
2010-11	4	0	–	0	2	0	–	0	2	0	–	0
2011-12	0	3	–	1	0	1	–	1	0	2	–	0
2012-13	2	1	–	0	2	0	–	0	0	1	–	0
2013-14	2	0	–	1	1	0	–	1	1	0	–	0
2014-15	3	0	–	0	1	0	–	0	2	0	–	0
2015-16	1	2	–	0	1	1	–	0	0	1	–	0
2016-17	2	1	–	0	1	0	–	0	1	1	–	0
TOTALS	**66**	**50**	**8**	**4**	**38**	**19**	**5**	**3**	**28**	**31**	**3**	**1**

KINGS FAST FACTS

	OVERALL	AT HOME	ON ROAD
LAST 10 GAMES	7-3-0	6-2-2	5-5-0
LAST WIN	2/21/17 (2-1)	2/1/17 (5-0)	2/21/17 (2-1)
LAST LOSS	11/15/16 (1-4)	1/27/16 (3-4)	11/15/16 (1-4)
LAST OT GAME	12/21/13 (3-2 SO)	12/21/13 (3-2 SO)	4/11/10 (2-1 OT)
LONGEST WIN STREAK	7 Games 2/11/88-2/17/90	7 Games 11/14/87-12/27/91	3 Games Five Times
LONGEST POINT STREAK	10 Games (9-0-1) 2/11/88-3/9/91	7 Games 11/14/87-12/27/91	5 Games Twice
LONGEST LOSING STREAK	5 Games (0-4-1) 10/30/11-1/22/13	6 Games 12/10/83-3/14/87	4 Games 12/7/91-2/23/96
LONGEST WINLESS STREAK	5 Games (0-4-1) 10/30/11-1/22/13	6 Games 12/10/83-3/14/87	4 Games Twice
SHUTOUTS BY KINGS	8	4	4
LAST TIME	2/1/17 (5-0)	2/1/17 (5-0)	12/21/10 (5-0)
SHUTOUTS OF KINGS	3	2	1
LAST TIME	11/23/13 (0-1 OT)	11/23/13 (0-1 OT)	3/27/03 (0-3)
MOST GOALS	11 2/18/89 (11-3)	11 2/18/89 (11-3)	8 12/10/89 (8-4)
MOST GOALS AGAINST	8 Twice	7 Twice	8 Twice

*Active Streak

Columbus BLUE JACKETS

2017-2018 GAME SCHEDULE

HOME
Mar. 1 Columbus @ Los Angeles

AWAY
Oct. 21 Los Angeles @ Columbus

ALL-TIME RECORD vs. COLUMBUS (31-19-1-4)

	TOTAL				HOME				AWAY			
Year	W	L	T	OT	W	L	T	OT	W	L	T	OT
2000-01	3	1	0	0	2	0	0	0	1	1	0	0
2001-02	3	1	0	0	1	1	0	0	2	0	0	0
2002-03*	0	4	0	0	0	2	0	0	0	2	0	0
2003-04	1	0	1	2	1	0	1	0	0	0	0	2
2005-06	3	1	–	0	2	0	–	0	1	1	–	0
2006-07	2	1	–	1	2	0	–	0	0	1	–	1
2007-08	1	3	–	0	0	2	–	0	1	1	–	0
2008-09	2	2	–	0	1	1	–	0	1	1	–	0
2009-10	3	1	–	0	2	0	–	0	1	1	–	0
2010-11	3	1	–	0	1	1	–	0	2	0	–	0
2011-12	2	2	–	0	1	1	–	0	1	1	–	0
2012-13	3	0	–	0	2	0	–	0	1	0	–	0
2013-14	1	1	–	0	1	0	–	0	0	1	–	0
2014-15	2	0	–	0	1	0	–	0	1	0	–	0
2015-16	1	1	–	0	0	1	–	0	1	0	–	0
2016-17	1	0	–	1	1	0	–	0	0	0	–	1
TOTALS	**31**	**19**	**1**	**4**	**18**	**9**	**1**	**0**	**13**	**10**	**0**	**4**

*pulled goalie in overtime and lost game (no point awarded) on 3/25/03

KINGS FAST FACTS

	OVERALL	AT HOME	ON ROAD
LAST 10 GAMES	7-2-1	7-3-0	7-2-1
LAST WIN	10/25/16 (3-2 OT)	10/25/16 (3-2 OT)	12/8/15 (3-2 OT)
LAST LOSS	12/20/16 (2-3 SO)	11/5/15 (2-3)	12/20/16 (2-3 SO)
LAST OT GAME	12/20/16 (2-3 SO)	10/25/16 (3-2 OT)	12/20/16 (2-3 SO)
LONGEST WIN STREAK	5 Games 2/24/01-2/26/02	5 Games Twice	4 Games 1/28/10-12/15/11
LONGEST POINT STREAK	5 Games (5-0-0) 2/24/01-2/26/02	6 Games (5-0-1, 1 Tie) 1/10/04-3/17/07)	4 Games (4-0-0) 1/28/10-12/15/11
LONGEST LOSING STREAK	5 Games (0-4-1) 3/2/02-3/25/03	3 Games (0-2-1) 3/2/02-3/25/03	4 Games Twice
LONGEST WINLESS STREAK	8 Games (0-4-4, 1 Tie) 3/2/02-2/11/04	4 Games (0-2-2, 1 Tie) 3/2/02-1/10/04	4 Games Twice
SHUTOUTS BY KINGS	5	4	1
LAST TIME	3/8/10 (6-0)	3/8/10 (6-0)	12/23/08 (3-0)
SHUTOUTS OF KINGS	4	3	1
LAST TIME	1/7/12 (0-1)	1/7/12 (0-1)	10/27/06 (0-2)
MOST GOALS	8 11/13/05 (8-2)	6 Three Times	8 11/13/05 (8-2)
MOST GOALS AGAINST	7 2/8/06 (4-7)	5 11/17/10 (3-5)	7 2/8/06 (4-7)

*Active Streak

Dallas STARS

2017-2018 GAME SCHEDULE

HOME
Feb. 22 Dallas @ Los Angeles
Apr. 7 Dallas @ Los Angeles

AWAY
Jan. 30 Los Angeles @ Dallas

ALL-TIME RECORD vs. DALLAS (87-103-32-9)

(Minnesota North Stars, 1967-93)

	TOTAL				HOME				AWAY			
Year	W	L	T	OT	W	L	T	OT	W	L	T	OT
1967-68	2	6	2	–	1	3	1	–	1	3	1	–
1968-69	1	4	3	–	1	0	3	–	0	4	0	–
1969-70	2	2	4	–	1	0	3	–	1	2	1	–
1970-71	0	5	1	–	0	2	1	–	0	3	0	–
1971-72	0	6	0	–	0	3	0	–	0	3	0	–
1972-73	0	3	2	–	0	2	0	–	0	1	2	–
1973-74	2	3	1	–	2	0	1	–	0	3	0	–
1974-75	4	0	0	–	2	0	0	–	2	0	0	–
1975-76	2	1	1	–	2	0	0	–	0	1	1	–
1976-77	1	3	0	–	1	1	0	–	0	2	0	–
1977-78	2	1	1	–	1	0	1	–	1	1	0	–
1978-79	3	1	0	–	2	0	0	–	1	1	0	–
1979-80	2	0	2	–	1	0	1	–	1	0	1	–
1980-81	4	0	0	–	2	0	0	–	2	0	0	–
1981-82	0	2	1	–	0	0	1	–	0	2	0	–
1982-83	1	2	0	–	1	1	0	–	0	1	0	–
1983-84	1	1	1	–	0	0	1	–	1	1	0	–
1984-85	1	1	1	–	1	1	0	–	0	0	1	–
1985-86	2	1	0	–	1	0	0	–	1	1	0	–
1986-87	0	2	1	–	0	1	1	–	0	1	0	–
1987-88	3	0	0	–	1	0	0	–	2	0	0	–
1988-89	2	1	0	–	2	0	0	–	0	1	0	–
1989-90	1	2	0	–	1	0	0	–	0	2	0	–
1990-91	3	0	0	–	2	0	0	–	1	0	0	–
1991-92	1	1	1	–	1	1	0	–	0	0	1	–
1992-93	1	1	1	–	0	1	0	–	1	0	1	–
1993-94	0	3	1	–	0	1	1	–	0	2	0	–
1994-95	2	2	0	–	1	1	0	–	1	1	0	–
1995-96	0	0	4	–	0	0	2	–	0	0	2	–
1996-97	0	3	1	–	0	1	1	–	0	2	0	–
1997-98	0	3	1	–	0	2	0	–	0	1	1	–
1998-99	0	6	0	–	0	3	0	–	0	3	0	–
1999-00	2	3	0	1	2	1	0	0	0	2	0	1
2000-01	3	2	0	0	2	0	0	0	1	2	0	0
2001-02	2	2	0	1	2	1	0	0	0	1	0	1
2002-03	2	3	0	0	1	1	0	0	1	2	0	0
2003-04	2	2	2	0	1	1	1	0	1	1	1	0
2005-06	6	2	–	0	3	1	–	0	3	1	–	0
2006-07	0	6	–	2	0	3	–	1	0	3	–	1
2007-08	4	4	–	0	3	1	–	0	1	3	–	0
2008-09	4	1	–	1	2	1	–	0	2	0	–	1
2009-10	5	1	–	0	2	1	–	0	3	0	–	0
2010-11	4	1	–	1	2	0	–	1	2	1	–	0
2011-12	3	1	–	2	1	1	–	1	2	0	–	1
2012-13	2	3	–	0	1	2	–	0	1	1	–	0
2013-14	1	2	–	0	1	1	–	0	0	1	–	0
2014-15	1	2	–	0	0	1	–	0	1	1	–	0
2015-16	2	1	–	0	1	1	–	0	1	0	–	0
2016-17	1	1	–	1	0	1	–	0	1	0	–	1
TOTALS	**87**	**103**	**32**	**9**	**51**	**42**	**19**	**3**	**36**	**61**	**13**	**6**

KINGS FAST FACTS

	OVERALL	AT HOME	ON ROAD
LAST 10 GAMES	4-5-1	3-6-1	5-3-2
LAST WIN	10/20/16 (4-3 OT)	1/19/16 (3-2)	10/20/16 (4-3 OT)
LAST LOSS	1/9/17 (4-6)	1/9/17 (4-6)	12/23/16 (2-3 OT)
LAST OT GAME	12/23/16 (2-3 OT)	4/21/13 (4-3 OT)	12/23/16 (2-3 OT)
LONGEST WIN STREAK	5 Games Three Times	7 Games 1/30/88-10/19/91	5 Games 3/26/09-10/28/10
LONGEST POINT STREAK	9 Games (7-0-2) 4/7/79-3/28/81	10 Games (7-0-3) 4/2/77-1/21/82	5 Games 3/26/09-10/28/10
LONGEST LOSING STREAK	11 Games Twice	6 Games Twice	8 Games 3/31/70-11/14/72
LONGEST WINLESS STREAK	22 Games (0-17-5) 11/8/95-1/26/00	10 Games (0-7-3) 12/2/95-1/20/00	14 Games (0-11-3) 2/25/70-3/26/74
SHUTOUTS BY KINGS	11	9	2
LAST TIME	10/22/11 (1-0)	10/22/11 (1-0)	3/26/09 (1-0 SO)
SHUTOUTS OF KINGS	13	7	6
LAST TIME	11/13/14 (0-2)	11/13/14 (0-2)	3/26/09 (1-0 SO)
MOST GOALS	10 Twice	10 3/14/81 (10-4)	10 2/17/93 (10-5)
MOST GOALS AGAINST	9 1/16/84 (3-9)	8 Twice	9 1/16/84 (3-9)

*Active Streak

Detroit RED WINGS

2017-2018 GAME SCHEDULE

HOME
Mar. 15 Detroit @ Los Angeles

AWAY
Nov. 28 Los Angeles @ Detroit

ALL-TIME RECORD vs. DETROIT (84-82-27-5)

Year	TOTAL W	TOTAL L	TOTAL T	TOTAL OT	HOME W	HOME L	HOME T	HOME OT	AWAY W	AWAY L	AWAY T	AWAY OT
1967-68	2	1	1	–	0	1	1	–	2	0	0	–
1968-69	2	4	0	–	2	1	0	–	0	3	0	–
1969-70	0	6	0	–	0	3	0	–	0	3	0	–
1970-71	2	1	3	–	2	0	1	–	0	1	2	–
1971-72	2	3	1	–	2	1	0	–	0	2	1	–
1972-73	2	2	1	–	2	0	1	–	0	2	0	–
1973-74	1	3	1	–	1	1	0	–	0	2	1	–
1974-75	5	0	1	–	2	0	1	–	3	0	0	–
1975-76	3	2	1	–	1	1	1	–	2	1	0	–
1976-77	5	0	1	–	3	0	0	–	2	0	1	–
1977-78	2	3	1	–	1	1	1	–	1	2	0	–
1978-79	5	1	2	–	2	0	2	–	3	1	0	–
1979-80	3	0	1	–	1	0	1	–	2	0	0	–
1980-81	3	1	0	–	2	0	0	–	1	1	0	–
1981-82	2	1	0	–	2	0	0	–	0	1	0	–
1982-83	1	0	2	–	1	0	0	–	0	0	2	–
1983-84	2	0	1	–	1	0	1	–	1	0	0	–
1984-85	2	1	0	–	1	0	0	–	1	1	0	–
1985-86	1	2	0	–	0	2	0	–	1	0	0	–
1986-87	3	0	0	–	1	0	0	–	2	0	0	–
1987-88	1	2	0	–	1	1	0	–	0	1	0	–
1988-89	3	0	0	–	1	0	0	–	2	0	0	–
1989-90	2	1	0	–	2	0	0	–	0	1	0	–
1990-91	2	1	0	–	1	0	0	–	1	1	0	–
1991-92	1	2	0	–	0	2	0	–	1	0	0	–
1992-93	2	1	1	–	0	1	1	–	2	0	0	–
1993-94	1	2	1	–	1	1	0	–	0	1	1	–
1994-95	2	1	1	–	2	0	0	–	0	1	1	–
1995-96	0	3	1	–	0	1	1	–	0	2	0	–
1996-97	0	2	2	–	0	1	1	–	0	1	1	–
1997-98	2	1	1	–	1	1	0	–	1	0	1	–
1998-99	2	2	0	–	1	1	0	–	1	1	0	–
1999-00	2	2	1	0	1	1	0	0	1	1	1	0
2000-01	1	1	1	0	1	0	1	0	0	1	0	0
2001-02	2	2	0	0	2	0	0	0	0	2	0	0
2002-03	1	2	1	0	1	1	0	0	0	1	1	0
2003-04	0	3	0	1	0	2	0	0	0	1	0	1
2005-06	0	3	–	1	0	2	–	0	0	1	–	1
2006-07	1	2	–	1	1	1	–	0	0	1	–	1
2007-08	1	3	–	0	0	2	–	0	1	1	–	0
2008-09	0	3	–	1	0	1	–	1	0	2	–	0
2009-10	2	2	–	0	1	1	–	0	1	1	–	0
2010-11	3	1	–	0	1	1	–	0	2	0	–	0
2011-12	1	3	–	0	1	1	–	0	0	2	–	0
2012-13	1	2	–	0	1	0	–	0	0	2	–	0
2013-14	0	1	–	1	0	1	–	0	0	0	–	1
2014-15	1	1	–	0	1	0	–	0	0	1	–	0
2015-16	1	1	–	0	1	0	–	0	0	1	–	0
2016-17	1	1	–	0	0	1	–	0	1	0	–	0
TOTALS	**84**	**82**	**27**	**5**	**49**	**35**	**14**	**1**	**35**	**47**	**13**	**4**

KINGS FAST FACTS

	OVERALL	AT HOME	ON ROAD
LAST 10 GAMES	4-5-1	6-4-0	3-6-1
LAST WIN	12/15/16 (4-1)	1/11/16 (4-2)	12/15/16 (4-1)
LAST LOSS	1/5/17 (0-4)	1/5/17 (0-4)	11/20/15 (2-3)
LAST OT GAME	1/18/14 (2-3 SO)	12/4/10 (3-2 OT)	1/18/14 (2-3 SO)
LONGEST WIN STREAK	6 Games 3/19/88-1/18/90	6 Games 3/19/80-11/18/82	6 Games 1/3/79-12/11/80
LONGEST POINT STREAK	13 Games (11-0-2) 2/12/78-1/20/81	15 Games (10-0-5) 3/16/78-3/16/85	6 Games (6-0-0) 1/3/79-12/11/80
LONGEST LOSING STREAK	12 Games (0-10-2) 2/24/03-12/31/06	6 Games (0-6-0) 3/10/03-10/16/06	8 Games (0-5-3) 2/24/03-12/19/07
LONGEST WINLESS STREAK	13 Games (0-10-3) 11/23/02-12/31/06	6 Games (0-6-0) 3/10/03-10/16/06	17 Games (0-13-4) 1/9/69-1/12/74
SHUTOUTS BY KINGS	6	4	2
LAST TIME	2/24/15 (1-0)	2/24/15 (1-0)	12/13/10 (5-0)
SHUTOUTS OF KINGS	9	5	4
LAST TIME	1/5/17 (0-4)	1/5/17 (0-4)	10/21/96 (0-3)
MOST GOALS	11 1/20/81 (11-4)	11 1/20/81 (11-4)	9 3/29/93 (9-3)
MOST GOALS AGAINST	10 11/5/81 (2-10)	7 Three Times	10 11/5/81 (2-10)

*Active Streak

Edmonton OILERS

2017-2018 GAME SCHEDULE

HOME
Feb. 7 Edmonton @ Los Angeles
Feb. 24 Edmonton @ Los Angeles

AWAY
Jan. 2 Los Angeles @ Edmonton
Mar. 24 Los Angeles @ Edmonton

ALL-TIME RECORD vs. EDMONTON (82-83-30-9)

Year	TOTAL W	TOTAL L	TOTAL T	TOTAL OT	HOME W	HOME L	HOME T	HOME OT	AWAY W	AWAY L	AWAY T	AWAY OT
1979-80	1	2	1	–	1	1	0	–	0	1	1	–
1980-81	2	0	2	–	2	0	0	–	0	0	2	–
1981-82	1	5	2	–	1	2	1	–	0	3	1	–
1982-83	1	5	2	–	0	2	2	–	1	3	0	–
1983-84	2	6	0	–	1	3	0	–	1	3	0	–
1984-85	3	4	1	–	2	1	1	–	1	3	0	–
1985-86	0	6	2	–	0	3	1	–	0	3	1	–
1986-87	2	4	2	–	1	3	0	–	1	1	2	–
1987-88	2	4	2	–	2	1	1	–	0	3	1	–
1988-89	4	4	0	–	2	2	0	–	2	2	0	–
1989-90	2	4	2	–	1	2	1	–	1	2	1	–
1990-91	5	2	1	–	3	0	1	–	2	2	0	–
1991-92	3	1	3	–	2	0	1	–	1	1	2	–
1992-93	5	1	1	–	2	1	0	–	3	0	1	–
1993-94	2	2	3	–	1	1	2	–	1	1	1	–
1994-95	2	2	1	–	1	1	1	–	1	1	0	–
1995-96	1	3	1	–	1	1	0	–	0	2	1	–
1996-97	2	3	1	–	1	1	1	–	1	2	0	–
1997-98	1	4	0	–	0	3	0	–	1	1	0	–
1998-99	3	0	1	–	1	0	1	–	2	0	0	–
1999-00	1	2	1	0	1	0	1	0	0	2	0	0
2000-01	1	3	0	0	0	2	0	0	1	1	0	0
2001-02	2	1	1	0	1	1	0	0	1	0	1	0
2002-03	1	3	0	0	0	2	0	0	1	1	0	0
2003-04	2	2	0	0	1	1	0	0	1	1	0	0
2005-06	1	3	–	0	1	1	–	0	0	2	–	0
2006-07	2	1	–	1	1	0	–	1	1	1	–	0
2007-08	2	1	–	1	1	0	–	1	1	1	–	0
2008-09	2	0	–	2	0	0	–	2	2	0	–	0
2009-10	2	0	–	2	0	0	–	2	2	0	–	0
2010-11	4	0	–	0	2	0	–	0	2	0	–	0
2011-12	2	1	–	1	1	1	–	0	1	0	–	1
2012-13	2	0	–	1	1	0	–	0	1	0	–	1
2013-14	4	0	–	0	2	0	–	0	2	0	–	0
2014-15	3	1	–	1	2	0	–	0	1	1	–	1
2015-16	5	0	–	0	3	0	–	0	2	0	–	0
2016-17	2	3	–	0	2	0	–	0	0	3	–	0
TOTALS	**82**	**83**	**30**	**9**	**44**	**36**	**15**	**6**	**38**	**47**	**15**	**3**

KINGS FAST FACTS

	OVERALL	AT HOME	ON ROAD
LAST 10 GAMES	7-3-0	10-0-0	5-4-1
LAST WIN	4/4/17 (6-4)	4/4/17 (6-4)	12/29/15 (5-2)
LAST LOSS	3/28/17 (1-2)	11/3/11 (0-3)	3/28/17 (1-2)
LAST OT GAME	12/30/14 (2-3 SO)	10/27/13 (2-1 SO)	12/30/14 (2-3 SO)
LONGEST WIN STREAK	7 Games 2/19/13-10/14/14	11 Games* 4/2/12-Present	6 Games 11/26/08-3/29/11
LONGEST POINT STREAK	14 Games (11-0-3) 1/15/12-4/2/15	11 Games* (11-0-0) 4/2/12-Present	14 Games (11-0-3) 11/26/08-3/3/15
LONGEST LOSING STREAK	4 Games Five Times	5 Games (0-0-5) 12/3/07-4/10/10	4 Games Three Times
LONGEST WINLESS STREAK	9 Games Twice	5 Games Four Times	11 Games (0-7-4, 4 Ties) 1/5/80-1/23/83
SHUTOUTS BY KINGS	5	3	2
LAST TIME	4/10/14 (3-0)	12/17/13 (3-0)	4/10/14 (3-0)
SHUTOUTS OF KINGS	9	3	6
LAST TIME	3/20/17 (0-2)	11/3/11 (0-3)	3/20/17 (0-2)
MOST GOALS	9 Twice	9 12/22/79 (9-3)	9 12/28/91 (9-4)
MOST GOALS AGAINST	11 11/25/81 (4-11)	9 3/26/83 (3-9)	11 11/25/81 (4-11)

*Active Streak

Florida PANTHERS

2017-2018 GAME SCHEDULE

HOME
Nov. 18 Florida @ Los Angeles

AWAY
Feb. 9 Los Angeles @ Florida

ALL-TIME RECORD vs. FLORIDA (18-11-3-0)

	TOTAL				HOME				AWAY			
Year	W	L	T	OT	W	L	T	OT	W	L	T	OT
1993-94	0	1	1	–	0	1	0	–	0	0	1	–
1994-95	–	–	–	–	–	–	–	–	–	–	–	–
1995-96	1	1	0	–	1	0	0	–	0	1	0	–
1996-97	0	2	0	–	0	1	0	–	0	1	0	–
1997-98	1	0	1	–	1	0	0	–	0	0	1	–
1998-99	1	0	1	–	1	0	0	–	0	0	1	–
1999-00	1	1	0	0	1	0	0	0	0	1	0	0
2000-01	0	1	0	0	0	1	0	0	0	0	0	0
2001-02	1	1	0	0	1	0	0	0	0	1	0	0
2002-03	0	1	0	0	0	1	0	0	0	0	0	0
2003-04	1	0	0	0	0	0	0	0	1	0	0	0
2005-06	1	0	–	0	1	0	–	0	0	0	–	0
2006-07	1	0	–	0	0	0	–	0	1	0	–	0
2007-08	–	–	–	–	–	–	–	–	–	–	–	–
2008-09	1	0	–	0	1	0	–	0	0	0	–	0
2009-10	1	0	–	0	0	0	–	0	1	0	–	0
2010-11	1	0	–	0	1	0	–	0	0	0	–	0
2011-12	1	1	–	0	1	0	–	0	0	1	–	0
2012-13	–	–	–	–	–	–	–	–	–	–	–	–
2013-14	2	0	–	0	1	0	–	0	1	0	–	0
2014-15	1	1	–	0	1	0	–	0	0	1	–	0
2015-16	2	0	–	0	1	0	–	0	1	0	–	0
2016-17	1	1	–	0	0	1	–	0	1	0	–	0
TOTALS	**18**	**11**	**3**	**0**	**12**	**5**	**0**	**0**	**6**	**6**	**3**	**0**

KINGS FAST FACTS

	OVERALL	AT HOME	ON ROAD
LAST 10 GAMES	7-3-0	8-2-0	6-4-0
LAST WIN	2/9/17 (6-3)	11/7/15 (4-1)	2/9/17 (6-3)
LAST LOSS	2/18/17 (2-3)	2/18/17 (2-3)	2/5/15 (2-3)
LAST OT GAME	11/16/09 (4-3 SO)	Never	11/16/09 (4-3 SO)
LONGEST WIN STREAK	7 Games 11/5/03-12/11/11	7 Games 12/10/05-11/7/15	3 Games 11/5/03-11/16/09
LONGEST POINT STREAK	7 Games (7-0-0) 11/5/03-12/11/11	7 Games (7-0-0) 12/10/05-11/7/15	3 Games 11/5/03-11/16/09
LONGEST LOSING STREAK	3 Games 11/27/95-1/4/97	Never	2 Games Twice
LONGEST WINLESS STREAK	3 Games (0-3-0) 11/27/95-1/4/97	Never	7 Games (0-4-3, 3 Ties) 10/19/93-10/26/01
SHUTOUTS BY KINGS	3	1	2
LAST TIME	3/22/14 (4-0)	3/22/14 (4-0)	10/13/13 (3-0)
SHUTOUTS OF KINGS	1	1	Never
LAST TIME	1/4/97 (0-5)	1/4/97 (0-5)	
MOST GOALS	7 2/3/07 (7-0)	5 Twice	7 2/3/07 (7-0)
MOST GOALS AGAINST	6 12/8/93 (5-6)	6 12/8/93 (5-6)	5 11/27/95 (1-5)

*Active Streak

Minnesota WILD

2017-2018 GAME SCHEDULE

HOME
Dec. 5 Minnesota @ Los Angeles
Apr. 5 Minnesota @ Los Angeles

AWAY
Mar. 19 Los Angeles @ Minnesota

ALL-TIME RECORD vs. MINNESOTA (26-19-5-9)

	TOTAL				HOME				AWAY			
Year	W	L	T	OT	W	L	T	OT	W	L	T	OT
2000-01	2	2	0	0	1	1	0	0	1	1	0	0
2001-02	2	1	1	0	1	1	0	0	1	0	1	0
2002-03	1	2	1	0	0	2	0	0	1	0	1	0
2003-04	1	0	3	0	0	0	2	0	1	0	1	0
2005-06	3	1	–	0	2	0	–	0	1	1	–	0
2006-07	0	2	–	2	0	0	–	2	0	2	–	0
2007-08	1	2	–	1	1	1	–	0	0	1	–	1
2008-09	4	0	–	0	2	0	–	0	2	0	–	0
2009-10	2	2	–	0	1	1	–	0	1	1	–	0
2010-11	2	0	–	2	1	0	–	1	1	0	–	1
2011-12	2	1	–	1	1	1	–	0	1	0	–	1
2012-13	1	1	–	1	1	0	–	0	0	1	–	1
2013-14	1	1	–	1	0	1	–	1	1	0	–	0
2014-15	2	1	–	0	1	0	–	0	1	1	–	0
2015-16	1	2	–	0	1	1	–	0	0	1	–	0
2016-17	1	1	–	1	1	0	–	0	0	1	–	1
TOTALS	**26**	**19**	**5**	**9**	**14**	**9**	**2**	**4**	**12**	**10**	**3**	**5**

KINGS FAST FACTS

	OVERALL	AT HOME	ON ROAD
LAST 10 GAMES	4-5-1	6-3-1	3-4-3
LAST WIN	1/7/17 (4-3 OT)	1/7/17 (4-3 OT)	11/26/14 (4-0)
LAST LOSS	2/27/17 (4-5 OT)	1/21/16 (0-3)	2/27/17 (4-5 OT)
LAST OT GAME	2/27/17 (4-5 OT)	1/7/17 (4-3 OT)	2/27/17 (4-5 OT)
LONGEST WIN STREAK	5 Games 12/13/08-10/8/09	3 Games 12/13/08-10/8/09	3 Games 1/20/09-12/31/09
LONGEST POINT STREAK	5 Games Twice	4 Games (2-0-2, 2 Ties) 1/26/04-3/2/06	7 Games (4-0-3, 3 Ties) 2/16/01-2/10/04
LONGEST LOSING STREAK	4 Games (0-2-2) 10/18/06-3/24/07	2 Games Five Times	4 Games* Twice
LONGEST WINLESS STREAK	4 Games (0-2-2) 10/18/06-3/24/07	4 Games (0-2-2) 11/4/02-3/4/04	4 Games* Twice
SHUTOUTS BY KINGS	6	1	5
LAST TIME	11/26/14 (4-0)	4/4/13 (3-0)	11/26/14 (4-0)
SHUTOUTS OF KINGS	3	1	2
LAST TIME	1/21/16 (0-3)	1/21/16 (0-3)	2/1/11 (0-1 SO)
MOST GOALS	6 10/8/09 (6-3)	6 10/8/09 (6-3)	5 Twice
MOST GOALS AGAINST	6 10/18/16 (3-6)	5 11/4/02 (2-5)	6 10/18/16 (3-6)

*Active Streak

Montreal CANADIENS

2017-2018 GAME SCHEDULE

HOME
Oct. 18 Montreal @ Los Angeles

AWAY
Oct. 26 Los Angeles @ Montreal

ALL-TIME RECORD vs. MONTREAL (32-90-20-1)

	TOTAL				HOME				AWAY			
Year	W	L	T	OT	W	L	T	OT	W	L	T	OT
1967-68	2	2	0	–	1	1	0	–	1	1	0	–
1968-69	0	4	2	–	0	3	0	–	0	1	2	–
1969-70	0	6	0	–	0	3	0	–	0	3	0	–
1970-71	2	4	0	–	2	1	0	–	0	3	0	–
1971-72	0	5	1	–	0	2	1	–	0	3	0	–
1972-73	0	4	1	–	0	2	1	–	0	2	0	–
1973-74	1	3	1	–	0	2	0	–	1	1	1	–
1974-75	1	2	3	–	0	1	2	–	1	1	1	–
1975-76	2	3	1	–	2	1	0	–	0	2	1	–
1976-77	0	4	2	–	0	2	1	–	0	2	1	–
1977-78	1	4	1	–	0	2	1	–	1	2	0	–
1978-79	3	3	2	–	2	2	0	–	1	1	2	–
1979-80	0	4	0	–	0	2	0	–	0	2	0	–
1980-81	1	3	0	–	1	1	0	–	0	2	0	–
1981-82	1	2	0	–	1	1	0	–	0	1	0	–
1982-83	1	2	0	–	1	0	0	–	0	2	0	–
1983-84	2	1	0	–	2	0	0	–	0	1	0	–
1984-85	0	2	1	–	0	1	0	–	0	1	1	–
1985-86	1	2	0	–	0	2	0	–	1	0	0	–
1986-87	0	3	0	–	0	1	0	–	0	2	0	–
1987-88	1	2	0	–	1	1	0	–	0	1	0	–
1988-89	0	3	0	–	0	1	0	–	0	2	0	–
1989-90	1	1	1	–	1	1	0	–	0	0	1	–
1990-91	1	1	1	–	0	1	0	–	1	0	1	–
1991-92	1	1	0	–	1	0	0	–	0	1	0	–

	TOTAL				HOME				AWAY			
Year	W	L	T	OT	W	L	T	OT	W	L	T	OT
1992-93	0	1	2	–	0	0	2	–	0	1	0	–
1993-94	0	1	1	–	0	0	1	–	0	1	0	–
1994-95	–	–	–	–	–	–	–	–	–	–	–	–
1995-96	1	1	0	–	1	0	0	–	0	1	0	–
1996-97	1	1	0	–	1	0	0	–	0	1	0	–
1997-98	0	2	0	–	0	1	0	–	0	1	0	–
1998-99	0	1	0	–	0	0	0	–	0	1	0	–
1999-00	1	1	0	0	0	1	0	0	1	0	0	0
2000-01	1	0	0	0	1	0	0	0	0	0	0	0
2001-02	0	1	0	0	0	0	0	0	0	1	0	0
2002-03	1	1	0	0	1	0	0	0	0	1	0	0
2003-04	0	1	0	0	0	1	0	0	0	0	0	0
2005-06	0	1	–	0	0	0	–	0	0	1	–	0
2006-07	–	–	–	–	–	–	–	–	–	–	–	–
2007-08	0	1	–	0	0	1	–	0	0	0	–	0
2008-09	0	1	–	0	0	0	–	0	0	1	–	0
2009-10	0	1	–	0	0	1	–	0	0	0	–	0
2010-11	0	1	–	0	0	0	–	0	0	1	–	0
2011-12	0	1	–	0	0	1	–	0	0	0	–	0
2012-13	–	–	–	–	–	–	–	–	–	–	–	–
2013-14	2	0	–	0	1	0	–	0	1	0	–	0
2014-15	1	1	–	0	1	0	–	0	0	1	–	0
2015-16	2	0	–	0	1	0	–	0	1	0	–	0
2016-17	0	1	–	1	0	0	–	1	0	1	–	0
TOTALS	**32**	**90**	**20**	**1**	**22**	**40**	**9**	**1**	**10**	**50**	**11**	**0**

KINGS FAST FACTS

	OVERALL	AT HOME	ON ROAD
LAST 10 GAMES	5-4-1	5-4-1	3-7-0
LAST WIN	3/3/16 (3-2)	3/3/16 (3-2)	12/17/15 (3-0)
LAST LOSS	12/4/16 (4-5 SO)	12/4/16 (4-5 SO)	11/10/16 (1-4)
LAST OT GAME	12/4/16 (4-5 SO)	12/4/16 (4-5 SO)	3/10/91 (4-4 Tie)
LONGEST WIN STREAK	3 Games 3/5/15-3/3/16	3 Games Twice	Never
LONGEST POINT STREAK	4 Games (1-0-3) 10/12/74-1/19/75	6 Games (3-0-3) 2/29/92-11/7/96	4 Games (2-0-2) 1/15/74-1/19/75
LONGEST LOSING STREAK	7 Games Twice	7 Games 3/5/68-3/19/70	10 Games 10/11/69-11/11/72
LONGEST WINLESS STREAK	15 Games Twice	12 Games (0-9-3) 2/25/71-12/17/75	17 Games (0-14-3) 2/3/68-11/28/73
SHUTOUTS BY KINGS	2	Never	2
LAST TIME	12/17/15 (3-0)		12/17/15 (3-0)
SHUTOUTS OF KINGS	11	2	9
LAST TIME	12/3/97 (0-2)	11/9/85 (0-6)	12/3/97 (0-2)
MOST GOALS	7 Three Times	7 Twice	7 12/8/84 (7-9)
MOST GOALS AGAINST	11 1/6/83 (3-11)	7 Four Times	11 1/6/83 (3-11)

*Active Streak

Nashville PREDATORS

2017-2018 GAME SCHEDULE

HOME
Nov. 4 Nashville @ Los Angeles
Jan. 6 Nashville @ Los Angeles

AWAY
Feb. 1 Los Angeles @ Nashville

ALL-TIME RECORD vs. NASHVILLE (34-25-3-5)

	TOTAL				HOME				AWAY			
Year	W	L	T	OT	W	L	T	OT	W	L	T	OT
1998-99	1	3	0	–	0	2	0	–	1	1	0	–
1999-00	3	0	0	1	1	0	0	1	2	0	0	0
2000-01	2	1	1	0	1	1	0	0	1	0	1	0
2001-02	3	0	1	0	2	0	0	0	1	0	1	0
2002-03	3	1	0	0	1	1	0	0	2	0	0	0
2003-04	3	0	1	0	2	0	0	0	1	0	1	0
2005-06	2	2	–	0	2	0	–	0	0	2	–	0
2006-07	1	3	–	0	0	2	–	0	1	1	–	0
2007-08	2	2	–	0	1	1	–	0	1	1	–	0
2008-09	0	3	–	1	0	2	–	0	0	1	–	1
2009-10	1	3	–	0	0	2	–	0	1	1	–	0
2010-11	3	1	–	0	1	1	–	0	2	0	–	0
2011-12	3	1	–	0	2	0	–	0	1	1	–	0
2012-13	1	1	–	1	1	0	–	1	0	1	–	0
2013-14	1	2	–	0	0	1	–	0	1	1	–	0
2014-15	0	1	–	2	0	1	–	1	0	0	–	1
2015-16	2	1	–	0	1	0	–	0	1	1	–	0
2016-17	3	0	–	0	2	0	–	0	1	0	–	0
TOTALS	**34**	**25**	**3**	**5**	**17**	**14**	**0**	**3**	**17**	**11**	**3**	**2**

KINGS FAST FACTS

	OVERALL	AT HOME	ON ROAD
LAST 10 GAMES	5-3-2	6-2-2	5-4-1
LAST WIN	3/9/17 (3-2 OT)	3/9/17 (3-2 OT)	12/22/16 (4-0)
LAST LOSS	3/21/16 (2-5)	3/14/15 (1-2)	3/21/16 (2-5)
LAST OT GAME	3/9/17 (3-2 OT)	3/9/17 (3-2 OT)	2/20/16 (2-1 OT)
LONGEST WIN STREAK	4 Games Twice	4 Games Twice	4 Games 3/7/02-12/11/03
LONGEST POINT STREAK	7 Games (6-0-1) 2/27/01-11/2/02	4 Games Twice	11 Games (8-0-3) 4/12/99-1/13/04
LONGEST LOSING STREAK	7 Games (0-6-1) 10/25/08-3/14/10	5 Games (0-5-0) 1/8/08-3/14/10	3 Games Twice
LONGEST WINLESS STREAK	7 Games (0-6-1) 10/25/08-3/14/10	5 Games (0-5-0) 1/8/08-3/14/10	3 Games Twice
SHUTOUTS BY KINGS	9	4	5
LAST TIME	12/22/16 (4-0)	10/23/07 (6-0)	12/22/16 (4-0)
SHUTOUTS OF KINGS	4	1	3
LAST TIME	2/7/13 (0-3)	1/8/08 (0-7)	2/7/13 (0-3)
MOST GOALS	6 Six Times	6 Four Times	6 Twice
MOST GOALS AGAINST	7 Three Times	7 Twice	7 12/23/06 (0-7)

*Active Streak

New Jersey DEVILS

2017-2018 GAME SCHEDULE

HOME
Mar. 17 New Jersey @ Los Angeles

AWAY
Dec. 12 Los Angeles @ New Jersey

ALL-TIME RECORD vs. NEW JERSEY (55-31-11-4)

(Kansas City Scouts, 1974-76; Colorado Rockies, 1976-82)

	TOTAL				HOME				AWAY			
Year	W	L	T	OT	W	L	T	OT	W	L	T	OT
1974-75	3	1	0	–	2	0	0	–	1	1	0	–
1975-76	4	0	0	–	2	0	0	–	2	0	0	–
1976-77	2	0	2	–	1	0	1	–	1	0	1	–
1977-78	2	1	1	–	2	0	0	–	0	1	1	–
1978-79	2	0	2	–	1	0	1	–	1	0	1	–
1979-80	4	0	0	–	2	0	0	–	2	0	0	–
1980-81	3	0	1	–	1	0	1	–	2	0	0	–
1981-82	4	2	2	–	3	0	1	–	1	2	1	–
1982-83	2	1	0	–	2	0	0	–	0	1	0	–
1983-84	1	2	0	–	1	0	0	–	0	2	0	–
1984-85	3	0	0	–	2	0	0	–	1	0	0	–
1985-86	1	2	0	–	0	1	0	–	1	1	0	–
1986-87	2	1	0	–	2	0	0	–	0	1	0	–
1987-88	1	1	1	–	0	0	1	–	1	1	0	–
1988-89	1	0	2	–	1	0	1	–	0	0	1	–
1989-90	1	2	0	–	1	0	0	–	0	2	0	–
1990-91	2	1	0	–	1	1	0	–	1	0	0	–
1991-92	0	3	0	–	0	1	0	–	0	2	0	–
1992-93	1	1	0	–	1	0	0	–	0	1	0	–
1993-94	2	0	0	–	1	0	0	–	1	0	0	–
1994-95	–	–	–	–	–	–	–	–	–	–	–	–
1995-96	0	2	0	–	0	1	0	–	0	1	0	–
1996-97	0	2	0	–	0	1	0	–	0	1	0	–
1997-98	2	0	0	–	1	0	0	–	1	0	0	–
1998-99	1	1	0	–	0	1	0	–	1	0	0	–
1999-00	0	1	0	0	0	0	0	0	0	1	0	0
2000-01	1	1	0	0	0	1	0	0	1	0	0	0
2001-02	1	0	0	0	0	0	0	0	1	0	0	0
2002-03	1	0	0	0	1	0	0	0	0	0	0	0
2003-04	0	1	0	1	0	1	0	0	0	0	0	1
2005-06	–	–	–	–	–	–	–	–	–	–	–	–
2006-07	1	0	–	0	1	0	–	0	0	0	–	0
2007-08	0	1	–	0	0	0	–	0	0	1	–	0
2008-09	1	1	–	0	0	1	–	0	1	0	–	0
2009-10	1	0	–	0	0	0	–	0	1	0	–	0
2010-11	1	0	–	0	1	0	–	0	0	0	–	0
2011-12	0	1	–	1	0	1	–	0	0	0	–	1
2012-13	–	–	–	–	–	–	–	–	–	–	–	–
2013-14	1	0	–	1	0	0	–	1	1	0	–	0
2014-15	1	1	–	0	0	1	–	0	1	0	–	0
2015-16	0	1	–	1	0	0	–	1	0	1	–	0
2016-17	2	0	–	0	1	0	–	0	1	0	–	0
TOTALS	**55**	**31**	**11**	**4**	**31**	**11**	**6**	**2**	**24**	**20**	**5**	**2**

KINGS FAST FACTS

	OVERALL	AT HOME	ON ROAD
LAST 10 GAMES	4-3-3	4-4-2	6-2-2
LAST WIN	1/24/17 (3-1)	11/19/16 (4-2)	1/24/17 (3-1)
LAST LOSS	3/12/16 (1-2 OT)	3/12/16 (1-2 OT)	2/14/16 (0-1)
LAST OT GAME	3/12/16 (1-2 OT)	3/12/16 (1-2 OT)	10/13/11 (1-2 SO)
LONGEST WIN STREAK	7 Games 10/23/79-3/6/81	6 Games 3/27/82-1/29/85	5 Games 2/4/79-3/6/81
LONGEST POINT STREAK	14 Games (11-0-3) 3/2/78-10/15/81	23 Games (19-0-4) 10/19/74-1/19/85	6 Games (5-0-1) 12/19/78-3/6/81
LONGEST LOSING STREAK	4 Games Twice	4 Games (0-2-2) 10/25/11-3/12/16	3 Games Twice
LONGEST WINLESS STREAK	4 Games Twice	4 Games (0-2-2) 10/25/11-3/12/16	3 Games Three Times
SHUTOUTS BY KINGS	7	2	5
LAST TIME	11/15/13 (2-0)	11/24/82 (3-0)	11/15/13 (2-0)
SHUTOUTS OF KINGS	3	2	1
LAST TIME	2/14/16 (0-1)	10/25/11 (0-3)	2/14/16 (0-1)
MOST GOALS	10 10/15/81 (10-2)	10 10/15/81 (10-2)	8 Twice
MOST GOALS AGAINST	7 Three Times	6 Three Times	7 Three Times

*Active Streak

New York ISLANDERS

2017-2018 GAME SCHEDULE

HOME
Oct. 15 NY Islanders @ Los Angeles

AWAY
Dec. 16 Los Angeles @ NY Islanders

ALL-TIME RECORD vs. NEW YORK ISLANDERS (47-44-12-2)

	TOTAL				HOME				AWAY			
Year	W	L	T	OT	W	L	T	OT	W	L	T	OT
1972-73	4	1	0	–	2	0	0	–	2	1	0	–
1973-74	3	1	1	–	2	1	0	–	1	0	1	–
1974-75	0	1	3	–	0	0	2	–	0	1	1	–
1975-76	1	2	1	–	1	0	1	–	0	2	0	–
1976-77	2	2	0	–	1	1	0	–	1	1	0	–
1977-78	0	2	2	–	0	1	1	–	0	1	1	–
1978-79	0	2	2	–	0	1	1	–	0	1	1	–
1779-80	1	2	1	–	1	0	1	–	0	2	0	–
1980-81	2	2	0	–	1	1	0	–	1	1	0	–
1981-82	2	1	0	–	1	1	0	–	1	0	0	–
1982-83	0	3	0	–	0	1	0	–	0	2	0	–
1983-84	0	2	1	–	0	1	1	–	0	1	0	–
1984-85	1	2	0	–	1	0	0	–	0	2	0	–
1985-86	1	2	0	–	0	2	0	–	1	0	0	–
1986-87	2	1	0	–	1	0	0	–	1	1	0	–
1987-88	0	3	0	–	0	2	0	–	0	1	0	–
1988-89	2	1	0	–	1	0	0	–	1	1	0	–
1989-90	1	2	0	–	1	1	0	–	0	1	0	–
1990-91	3	0	0	–	1	0	0	–	2	0	0	–
1991-92	1	1	0	–	0	1	0	–	1	0	0	–
1992-93	2	0	0	–	1	0	0	–	1	0	0	–
1993-94	1	1	0	–	1	0	0	–	0	1	0	–
1994-95	–	–	–	–	–	–	–	–	–	–	–	–
1995-96	1	1	0	–	1	0	0	–	0	1	0	–
1996-97	1	1	0	–	1	0	0	–	0	1	0	–
1997-98	1	1	0	–	1	0	0	–	0	1	0	–
1998-99	0	2	0	–	0	1	0	–	0	1	0	–
1999-00	1	0	0	0	1	0	0	0	0	0	0	0
2000-01	2	0	0	0	1	0	0	0	1	0	0	0
2001-02	1	1	0	0	0	1	0	0	1	0	0	0
2002-03	0	1	0	0	0	1	0	0	0	0	0	0
2003-04	0	0	1	0	0	0	0	0	0	0	1	0
2005-06	–	–	–	–	–	–	–	–	–	–	–	–
2006-07	1	0	–	0	1	0	–	0	0	0	–	0
2007-08	1	0	–	0	0	0	–	0	1	0	–	0
2008-09	1	0	–	0	0	0	–	0	1	0	–	0
2009-10	2	0	–	0	1	0	–	0	1	0	–	0
2010-11	1	1	–	0	1	0	–	0	0	1	–	0
2011-12	0	0	–	1	0	0	–	0	0	0	–	1
2012-13	–	–	–	–	–	–	–	–	–	–	–	–
2013-14	2	0	–	0	1	0	–	0	1	0	–	0
2014-15	1	0	–	1	0	0	–	1	1	0	–	0
2015-16	1	1	–	0	1	0	–	0	0	1	–	0
2016-17	1	1	–	0	1	0	–	0	0	1	–	0
TOTALS	**47**	**44**	**12**	**2**	**27**	**17**	**7**	**1**	**20**	**27**	**5**	**1**

KINGS FAST FACTS

	OVERALL	AT HOME	ON ROAD
LAST 10 GAMES	5-3-2	7-2-1	5-3-2 (1 Tie)
LAST WIN	11/23/16 (4-2)	11/23/16 (4-2)	3/26/15 (3-2)
LAST LOSS	1/21/17 (2-4)	11/6/14 (1-2 SO)	1/21/17 (2-4)
LAST OT GAME	11/6/14 (1-2 SO)	11/6/14 (1-2 SO)	2/11/12 (1-2 OT)
LONGEST WIN STREAK	6 Games 10/10/06-11/13/10	5 Games 3/18/93-10/21/97	4 Games 10/30/90-10/27/92
LONGEST POINT STREAK	7 Games (6-0-1) 11/4/72-1/8/74	6 Games* (6-0-1) 10/10/06-Present	6 Games (5-0-1, 1 Tie) 11/5/00-10/12/09
LONGEST LOSING STREAK	4 Games 10/26/82-10/11/83	2 Games Four Times	5 Games Twice
LONGEST WINLESS STREAK	11 Games (0-6-5) 10/18/77-2/7/80	5 Games (0-2-3) 10/26/77-11/24/79	7 Games (0-5-2) 2/8/76-2/7/80
SHUTOUTS BY KINGS	8	5	3
LAST TIME	12/7/13 (3-0)	12/7/13 (3-0)	1/5/02 (3-0)
SHUTOUTS OF KINGS	7	Never	7
LAST TIME	2/19/11 (0-3)		2/19/11 (0-3)
MOST GOALS	9 Three Times	9 Twice	9 10/20/81 (9-6)
MOST GOALS AGAINST	8 Three Times	8 2/19/79 (3-8)	8 Twice

*Active Streak

New York RANGERS

2017-2018 GAME SCHEDULE

HOME
Jan. 21 NY Rangers @ Los Angeles

AWAY
Dec. 15 Los Angeles @ NY Rangers

ALL-TIME RECORD vs. NEW YORK RANGERS (48-66-16-3)

Year	TOTAL W	TOTAL L	TOTAL T	TOTAL OT	HOME W	HOME L	HOME T	HOME OT	AWAY W	AWAY L	AWAY T	AWAY OT
1967-68	2	2	0	–	1	1	0	–	1	1	0	–
1968-69	3	3	0	–	3	0	0	–	0	3	0	–
1969-70	1	4	1	–	1	2	0	–	0	2	1	–
1970-71	0	4	2	–	0	2	1	–	0	2	1	–
1971-72	0	6	0	–	0	3	0	–	0	3	0	–
1972-73	0	3	2	–	0	1	2	–	0	2	0	–
1973-74	1	2	2	–	1	1	0	–	0	1	2	–
1974-75	1	1	2	–	1	0	1	–	0	1	1	–
1975-76	4	0	0	–	2	0	0	–	2	0	0	–
1976-77	3	0	1	–	1	0	1	–	2	0	0	–
1977-78	3	1	0	–	1	1	0	–	2	0	0	–
1978-79	1	3	0	–	1	1	0	–	0	2	0	–
1979-80	1	3	0	–	1	1	0	–	0	2	0	–
1980-81	3	1	0	–	1	1	0	–	2	0	0	–
1981-82	1	2	0	–	0	2	0	–	1	0	0	–
1982-83	1	1	1	–	0	0	1	–	1	1	0	–
1983-84	0	1	2	–	0	0	2	–	0	1	0	–
1984-85	2	1	0	–	1	0	0	–	1	1	0	–
1985-86	1	2	0	–	1	1	0	–	0	1	0	–
1986-87	0	2	1	–	0	0	1	–	0	2	0	–
1987-88	3	0	0	–	2	0	0	–	1	0	0	–
1988-89	1	2	0	–	0	1	0	–	1	1	0	–
1989-90	2	1	0	–	1	1	0	–	1	0	0	–
1990-91	0	3	0	–	0	1	0	–	0	2	0	–
1991-92	1	2	0	–	1	1	0	–	0	1	0	–
1992-93	0	2	0	–	0	1	0	–	0	1	0	–
1993-94	0	2	0	–	0	1	0	–	0	1	0	–
1994-95	–	–	–	–	–	–	–	–	–	–	–	–
1995-96	1	1	0	–	1	0	0	–	0	1	0	–
1996-97	0	2	0	–	0	1	0	–	0	1	0	–
1997-98	1	0	1	–	1	0	0	–	0	0	1	–
1998-99	0	1	0	–	0	1	0	–	0	0	0	–
1999-00	1	1	0	0	1	0	0	0	0	1	0	0
2000-01	0	1	1	0	0	0	1	0	0	1	0	0
2001-02	1	1	0	0	0	1	0	0	1	0	0	0
2002-03	1	0	0	0	0	0	0	0	1	0	0	0
2003-04	0	0	0	1	0	0	0	1	0	0	0	0
2005-06	–	–	–	–	–	–	–	–	–	–	–	–
2006-07	1	0	–	0	1	0	–	0	0	0	–	0
2007-08	1	0	–	0	0	0	–	0	1	0	–	0
2008-09	0	0	–	1	0	0	–	1	0	0	–	0
2009-10	1	1	–	0	1	0	–	0	0	1	–	0
2010-11	0	0	–	1	0	0	–	0	0	0	–	1
2011-12	1	0	–	0	1	0	–	0	0	0	–	0
2012-13	–	–	–	–	–	–	–	–	–	–	–	–
2013-14	1	1	–	0	0	1	–	0	1	0	–	0
2014-15	1	1	–	0	0	1	–	0	1	0	–	0
2015-16	2	0	–	0	1	0	–	0	1	0	–	0
2016-17	0	2	–	0	0	1	–	0	0	1	–	0
TOTALS	**48**	**66**	**16**	**3**	**27**	**29**	**10**	**2**	**21**	**37**	**6**	**1**

KINGS FAST FACTS

	OVERALL	AT HOME	ON ROAD
LAST 10 GAMES	5-4-1	4-4-2	6-3-1
LAST WIN	3/17/16 (4-3 OT)	3/17/16 (4-3 OT)	2/12/16 (5-4 OT)
LAST LOSS	3/25/17 (0-3)	3/25/17 (0-3)	1/23/17 (2-3)
LAST OT GAME	3/17/16 (4-3 OT)	3/17/16 (4-3 OT)	2/12/16 (5-4 OT)
LONGEST WIN STREAK	6 Games 1/28/75-10/20/76	4 Games 1/19/68-2/13/69	6 Games 10/12/75-1/29/78
LONGEST POINT STREAK	11 Games (10-0-1) 1/28/75-11/5/77	7 Games (5-0-2) 11/9/74-11/5/77	6 Games (6-0-0) 10/12/75-1/29/78
LONGEST LOSING STREAK	8 Games (0-8-0) 3/7/71-11/12/72	3 Games Four Times	7 Games (0-7-0) 10/31/90-12/18/96
LONGEST WINLESS STREAK	20 Games (0-15-5) 2/8/70-10/14/73	10 Games (0-7-3) 2/11/70-2/21/73	19 Games (0-14-5) 10/20/68-1/26/75
SHUTOUTS BY KINGS	5	3	2
LAST TIME	11/17/13 (1-0)	12/2/89 (6-0)	11/17/13 (1-0)
SHUTOUTS OF KINGS	8	2	6
LAST TIME	3/25/17 (0-3)	3/25/17 (0-3)	12/18/96 (0-4)
MOST GOALS	7 Twice	7 2/5/85 (7-5)	7 12/13/78 (7-8)
MOST GOALS AGAINST	9 10/31/90 (4-9)	8 1/23/93 (3-8)	9 10/31/90 (4-9)

*Active Streak

Ottawa SENATORS

2017-2018 GAME SCHEDULE

HOME
Dec. 7 Ottawa @ Los Angeles

AWAY
Oct. 24 Los Angeles @ Ottawa

ALL-TIME RECORD vs. OTTAWA (20-11-2-0)

Year	TOTAL W	TOTAL L	TOTAL T	TOTAL OT	HOME W	HOME L	HOME T	HOME OT	AWAY W	AWAY L	AWAY T	AWAY OT
1992-93	2	0	0	–	1	0	0	–	1	0	0	–
1993-94	1	1	0	–	1	0	0	–	0	1	0	–
1994-95	–	–	–	–	–	–	–	–	–	–	–	–
1995-96	1	1	0	–	1	0	0	–	0	1	0	–
1996-97	1	0	1	–	1	0	0	–	0	0	1	–
1997-98	1	1	0	–	1	0	0	–	0	1	0	–
1998-99	1	1	0	–	1	0	0	–	0	1	0	–
1999-00	0	1	0	0	0	1	0	0	0	0	0	0
2000-01	1	0	0	0	0	0	0	0	1	0	0	0
2001-02	1	0	1	0	0	0	1	0	1	0	0	0
2002-03	2	0	0	0	1	0	0	0	1	0	0	0
2003-04	1	0	0	0	1	0	0	0	0	0	0	0
2005-06	0	1	–	0	0	0	–	0	0	1	–	0
2006-07	–	–	–	–	–	–	–	–	–	–	–	–
2007-08	1	0	–	0	1	0	–	0	0	0	–	0
2008-09	1	0	–	0	0	0	–	0	1	0	–	0
2009-10	1	0	–	0	1	0	–	0	0	0	–	0
2010-11	0	1	–	0	0	0	–	0	0	1	–	0
2011-12	1	0	–	0	1	0	–	0	0	0	–	0
2012-13	–	–	–	–	–	–	–	–	–	–	–	–
2013-14	2	0	–	0	1	0	–	0	1	0	–	0
2014-15	1	1	–	0	0	1	–	0	1	0	–	0
2015-16	0	2	–	0	0	1	–	0	0	1	–	0
2016-17	1	1	–	0	1	0	–	0	0	1	–	0
TOTALS	**20**	**11**	**2**	**0**	**13**	**3**	**1**	**0**	**7**	**8**	**1**	**0**

KINGS FAST FACTS

	OVERALL	AT HOME	ON ROAD
LAST 10 GAMES	5-5-0	7-2-1 (1 Tie)	6-4-0
LAST WIN	12/10/16 (4-1)	12/10/16 (4-1)	12/11/14 (5-3)
LAST LOSS	11/11/16 (1-2)	1/16/16 (3-5)	11/11/16 (1-2)
LAST OT GAME	10/9/13 (4-3 OT)	10/9/13 (4-3 OT)	1/16/01 (7-6 OT)
LONGEST WIN STREAK	4 Games 1/23/12-12/11/14	6 Games Twice	3 Games 1/16/01-11/8/02
LONGEST POINT STREAK	6 Games (5-0-1) 1/16/01-10/15/03	7 Games (6-0-1, 1 Tie) 3/4/02-10/9/13	3 Games (3-0-0) 1/16/01-11/8/02
LONGEST LOSING STREAK	4 Games (0-4-0) 2/26/15-11/11/16	2 Games (0-2-0) 2/26/15-1/16/16	2 Games* Twice
LONGEST WINLESS STREAK	4 Games (0-4-0) 2/26/15-11/11/16	2 Games Twice	5 Games (0-4-1) 12/13/93-12/3/98
SHUTOUTS BY KINGS	5	4	1
LAST TIME	2/3/09 (1-0)	3/6/08 (2-0)	2/3/09 (1-0)
SHUTOUTS OF KINGS	1	1	Never
LAST TIME	2/26/15 (0-1)	2/26/15 (0-1)	
MOST GOALS	8 3/4/93 (8-6)	8 3/4/93 (8-6)	7 1/16/01 (7-6 OT)
MOST GOALS AGAINST	6 Twice	6 3/4/93 (8-6)	6 1/16/01 (7-6 OT)

*Active Streak

Philadelphia FLYERS

2017-2018 GAME SCHEDULE

HOME
Oct. 5 Philadelphia @ Los Angeles

AWAY
Dec. 18 Los Angeles @ Philadelphia

ALL-TIME RECORD vs. PHILADELPHIA (44-84-15-2)

Year	TOTAL W	TOTAL L	TOTAL T	TOTAL OT	HOME W	HOME L	HOME T	HOME OT	AWAY W	AWAY L	AWAY T	AWAY OT
1967-68	5	4	1	–	3	2	0	–	2	2	1	–
1968-69	3	4	1	–	2	1	1	–	1	3	0	–
1969-70	2	5	1	–	2	2	0	–	0	3	1	–
1970-71	1	2	3	–	0	1	2	–	1	1	1	–
1971-72	2	3	1	–	1	2	0	–	1	1	1	–
1972-73	4	2	0	–	2	1	0	–	2	1	0	–
1973-74	2	2	1	–	1	1	1	–	1	1	0	–
1974-75	1	2	1	–	0	1	1	–	1	1	0	–
1975-76	0	2	2	–	0	1	1	–	0	1	1	–
1976-77	0	4	0	–	0	2	0	–	0	2	0	–
1977-78	0	3	1	–	0	2	0	–	0	1	1	–
1978-79	0	4	0	–	0	2	0	–	0	2	0	–
1979-80	0	4	0	–	0	2	0	–	0	2	0	–
1980-81	0	4	0	–	0	2	0	–	0	2	0	–
1981-82	0	2	1	–	0	0	1	–	0	2	0	–
1982-83	1	2	0	–	0	2	0	–	1	0	0	–
1983-84	1	2	0	–	0	1	0	–	1	1	0	–
1984-85	1	1	1	–	1	1	0	–	0	0	1	–
1985-86	0	3	0	–	0	1	0	–	0	2	0	–
1986-87	2	1	0	–	1	1	0	–	1	0	0	–
1987-88	0	3	0	–	0	1	0	–	0	2	0	–
1988-89	2	1	0	–	1	1	0	–	1	0	0	–
1989-90	0	3	0	–	0	1	0	–	0	2	0	–
1990-91	2	1	0	–	1	1	0	–	1	0	0	–
1991-92	2	1	0	–	2	0	0	–	0	1	0	–
1992-93	1	1	0	–	0	1	0	–	1	0	0	–
1993-94	0	2	0	–	0	1	0	–	0	1	0	–
1994-95	–	–	–	–	–	–	–	–	–	–	–	–
1995-96	0	1	1	–	0	0	1	–	0	1	0	–
1996-97	1	1	0	–	1	0	0	–	0	1	0	–
1997-98	1	1	0	–	1	0	0	–	0	1	0	–
1998-99	1	1	0	–	1	0	0	–	0	1	0	–
1999-00	1	1	0	0	0	1	0	0	1	0	0	0
2000-01	0	1	0	0	0	0	0	0	0	1	0	0
2001-02	0	1	0	0	0	1	0	0	0	0	0	0
2002-03	0	2	0	0	0	1	0	0	0	1	0	0
2003-04	1	0	0	0	1	0	0	0	0	0	0	0
2005-06	–	–	–	–	–	–	–	–	–	–	–	–
2006-07	0	1	–	0	0	1	–	0	0	0	–	0
2007-08	0	0	–	1	0	0	–	0	0	0	–	1
2008-09	1	1	–	0	1	0	–	0	0	1	–	0
2009-10	0	1	–	0	0	1	–	0	0	0	–	0
2010-11	1	1	–	0	0	1	–	0	1	0	–	0
2011-12	1	0	–	0	0	0	–	0	1	0	–	0
2012-13	–	–	–	–	–	–	–	–	–	–	–	–
2013-14	1	1	–	0	0	1	–	0	1	0	–	0
2014-15	0	1	–	1	0	1	–	0	0	0	–	1
2015-16	2	0	–	0	1	0	–	0	1	0	–	0
2016-17	1	1	–	0	0	1	–	0	1	0	–	0
TOTALS	**44**	**84**	**15**	**2**	**23**	**43**	**8**	**0**	**21**	**41**	**7**	**2**

KINGS FAST FACTS

	OVERALL	AT HOME	ON ROAD
LAST 10 GAMES	6-3-1	3-7-0	5-3-2
LAST WIN	2/4/17 (1-0 OT)	1/2/16 (2-1)	2/4/17 (1-0 OT)
LAST LOSS	10/14/16 (2-4)	10/14/16 (2-4)	10/28/14 (2-3 OT)
LAST OT GAME	2/4/17 (1-0 OT)	1/3/09 (2-1 SO)	2/4/17 (1-0 OT)
LONGEST WIN STREAK	6 Games 12/30/72-11/8/73	4 Games 2/16/68-12/4/68	3 Games Twice
LONGEST POINT STREAK	6 Games Twice	4 Games (4-0-0) 2/16/68-12/4/68	6 Games* (5-0-1) 2/13/11-Present
LONGEST LOSING STREAK	14 Games 4/1/78-1/5/82	10 Games 12/30/76-2/21/81	8 Games 1/7/79-2/14/82
LONGEST WINLESS STREAK	32 Games (0-27-5) 10/22/74-2/5/83	21 Games (0-17-4) 12/30/76-2/21/81	15 Games (0-13-2) 3/6/75-2/14/82
SHUTOUTS BY KINGS	9	3	6
LAST TIME	2/4/17 (1-0 OT)	10/21/03 (4-0)	2/4/17 (1-0 OT)
SHUTOUTS OF KINGS	19	8	11
LAST TIME	2/1/14 (0-2)	2/1/14 (0-2)	2/25/09 (0-2)
MOST GOALS	7 Five Times	7 Three Times	7 Twice
MOST GOALS AGAINST	10 12/29/92 (2-10)	10 12/29/92 (2-10)	9 Twice

*Active Streak

Pittsburgh PENGUINS

2017-2018 GAME SCHEDULE

HOME
Jan. 18 Pittsburgh @ Los Angeles

AWAY
Feb. 15 Los Angeles @ Pittsburgh

ALL-TIME RECORD vs. PITTSBURGH (75-59-18-4)

Year	TOTAL W	TOTAL L	TOTAL T	TOTAL OT	HOME W	HOME L	HOME T	HOME OT	AWAY W	AWAY L	AWAY T	AWAY OT
1967-68	6	4	0	–	4	1	0	–	2	3	0	–
1968-69	5	2	1	–	3	1	0	–	2	1	1	–
1969-70	2	6	0	–	2	2	0	–	0	4	0	–
1970-71	4	2	0	–	3	0	0	–	1	2	0	–
1971-72	1	4	1	–	1	1	1	–	0	3	0	–
1972-73	2	4	0	–	2	1	0	–	0	3	0	–
1973-74	4	1	0	–	2	0	0	–	2	1	0	–
1974-75	3	1	2	–	2	1	0	–	1	0	2	–
1975-76	1	5	0	–	1	2	0	–	0	3	0	–
1976-77	3	2	1	–	1	1	1	–	2	1	0	–
1977-78	3	0	3	–	2	0	1	–	1	0	2	–
1978-79	3	4	1	–	1	2	1	–	2	2	0	–
1979-80	1	1	2	–	0	0	2	–	1	1	0	–
1980-81	0	2	2	–	0	0	2	–	0	2	0	–
1981-82	1	1	1	–	1	0	0	–	0	1	1	–
1982-83	1	2	0	–	1	1	0	–	0	1	0	–
1983-84	2	1	0	–	1	0	0	–	1	1	0	–
1984-85	3	0	0	–	2	0	0	–	1	0	0	–
1985-86	1	2	0	–	1	0	0	–	0	2	0	–
1986-87	2	1	0	–	2	0	0	–	0	1	0	–
1987-88	0	1	2	–	0	1	0	–	0	0	2	–
1988-89	2	1	0	–	2	0	0	–	0	1	0	–
1989-90	2	1	0	–	1	0	0	–	1	1	0	–
1990-91	2	1	0	–	2	0	0	–	0	1	0	–
1991-92	3	0	0	–	1	0	0	–	2	0	0	–
1992-93	1	1	0	–	1	0	0	–	0	1	0	–
1993-94	1	1	0	–	1	0	0	–	0	1	0	–
1994-95	–	–	–	–	–	–	–	–	–	–	–	–
1995-96	2	0	0	–	1	0	0	–	1	0	0	–
1996-97	0	2	0	–	0	1	0	–	0	1	0	–
1997-98	0	1	1	–	0	1	0	–	0	0	1	–
1998-99	1	1	0	–	0	1	0	–	1	0	0	–
1999-00	2	0	0	0	1	0	0	0	1	0	0	0
2000-01	0	0	1	0	0	0	0	0	0	0	1	0
2001-02	2	0	0	0	1	0	0	0	1	0	0	0
2002-03	2	0	0	0	1	0	0	0	1	0	0	0
2003-04	1	0	0	0	0	0	0	0	1	0	0	0
2005-06	–	–	–	–	–	–	–	–	–	–	–	–
2006-07	0	0	–	1	0	0	–	1	0	0	–	0
2007-08	0	1	–	0	0	0	–	0	0	1	–	0
2008-09	0	1	–	0	0	0	–	0	0	1	–	0
2009-10	1	0	–	0	1	0	–	0	0	0	–	0
2010-11	0	0	–	1	0	0	–	0	0	0	–	1
2011-12	0	0	–	1	0	0	–	1	0	0	–	0
2012-13	–	–	–	–	–	–	–	–	–	–	–	–
2013-14	1	1	–	0	0	1	–	0	1	0	–	0
2014-15	0	1	–	1	0	0	–	1	0	1	–	0
2015-16	2	0	–	0	1	0	–	0	1	0	–	0
2016-17	2	0	–	0	1	0	–	0	1	0	–	0
TOTALS	**75**	**59**	**18**	**4**	**47**	**18**	**8**	**3**	**28**	**41**	**10**	**1**

KINGS FAST FACTS

	OVERALL	AT HOME	ON ROAD
LAST 10 GAMES	5-2-3	6-1-3	6-3-1
LAST WIN	12/16/16 (1-0 OT)	11/3/16 (3-2 OT)	12/16/16 (1-0 OT)
LAST LOSS	3/7/15 (0-1 OT)	3/7/15 (0-1 OT)	10/30/14 (0-3)
LAST OT GAME	12/16/16 (1-0 OT)	11/3/16 (3-2 OT)	12/16/16 (1-0 OT)
LONGEST WIN STREAK	5 Games Twice	9 Games 11/12/88-11/11/95	3 Games 2/27/02-10/10/03
LONGEST POINT STREAK	8 Games Twice	9 Games (9-0-0) 11/12/88-11/11/95	7 Games (5-0-2) 10/1/97-10/10/03
LONGEST LOSING STREAK	6 Games 11/15/69-2/26/70	3 Games (0-1-2) Twice	7 Games 1/13/71-1/31/73
LONGEST WINLESS STREAK	9 Games (0-4-5) 11/15/79-2/13/82	5 Games (0-0-5) 3/14/79-3/19/81	7 Games (0-7-0) 1/13/71-1/31/73
SHUTOUTS BY KINGS	15	7	8
LAST TIME	12/16/16 (1-0 OT)	12/17/86 (3-0)	12/16/16 (1-0 OT)
SHUTOUTS OF KINGS	5	2	3
LAST TIME	3/7/15 (0-1 OT)	3/7/15 (0-1 OT)	10/30/14 (0-3)
MOST GOALS	10 1/21/87 (10-5)	10 1/21/87 (10-5)	8 10/31/89 (8-4)
MOST GOALS AGAINST	8 Twice	7 Twice	8 Twice

*Active Streak

San Jose SHARKS

2017-2018 GAME SCHEDULE

HOME
Nov. 12 San Jose @ Los Angeles
Jan. 15 San Jose @ Los Angeles

AWAY
Oct. 7 Los Angeles @ San Jose
Dec. 23 Los Angeles @ San Jose

ALL-TIME RECORD vs. SAN JOSE (64-63-7-12)

	TOTAL				HOME				AWAY			
Year	W	L	T	OT	W	L	T	OT	W	L	T	OT
1991-92	5	1	1	–	3	0	1	–	2	1	0	–
1992-93	5	2	0	–	3	0	0	–	2	2	0	–
1993-94	2	2	2	–	2	1	0	–	0	1	2	–
1994-95	1	4	0	–	0	2	0	–	1	2	0	–
1995-96	3	2	1	–	2	1	0	–	1	1	1	–
1996-97	2	3	0	–	2	1	0	–	0	2	0	–
1997-98	3	2	0	–	1	1	0	–	2	1	0	–
1998-99	4	2	0	–	3	0	0	–	1	2	0	–
1999-00	2	2	1	1	2	0	1	0	0	2	0	1
2000-01	2	1	1	1	1	1	1	0	1	0	0	1
2001-02	4	1	0	0	2	0	0	0	2	1	0	0
2002-03	2	3	0	0	2	1	0	0	0	2	0	0
2003-04	0	4	1	1	0	2	1	0	0	2	0	1
2005-06	2	5	–	1	1	2	–	1	1	3	–	0
2006-07	2	6	–	0	1	3	–	0	1	3	–	0
2007-08	4	4	–	0	1	3	–	0	3	1	–	0
2008-09	1	3	–	2	1	1	–	1	0	2	–	1
2009-10	3	2	–	1	1	2	–	0	2	0	–	1
2010-11	3	3	–	0	2	1	–	0	1	2	–	0
2011-12	2	1	–	3	2	0	–	1	0	1	–	2
2012-13	2	1	–	1	2	0	–	0	0	1	–	1
2013-14	3	1	–	1	2	0	–	0	1	1	–	1
2014-15	3	2	–	0	2	1	–	0	1	1	–	0
2015-16	2	3	–	0	0	2	–	0	2	1	–	0
2016-17	2	3	–	0	1	2	–	0	1	1	–	0
TOTALS	**64**	**63**	**7**	**12**	**39**	**27**	**4**	**3**	**25**	**36**	**3**	**9**

KINGS FAST FACTS

	OVERALL	AT HOME	ON ROAD
LAST 10 GAMES	4-6-0	5-5-0	5-4-1
LAST WIN	1/3/17 (2-1 OT)	12/31/16 (3-2)	1/3/17 (2-1 OT)
LAST LOSS	1/18/17 (2-3)	1/18/17 (2-3)	10/12/16 (1-2)
LAST OT GAME	1/3/17 (2-1 OT)	10/30/13 (4-3 OT)	1/3/17 (2-1 OT)
LONGEST WIN STREAK	5 Games 2/6/99-11/27/99	5 Games Twice	3 Games Twice
LONGEST POINT STREAK	5 Games Three Times	9 Games Twice	3 Games Three Times
LONGEST LOSING STREAK	5 Games Twice	5 Games 12/12/06-3/18/08	9 Games (0-8-1) 4/13/02-3/13/06
LONGEST WINLESS STREAK	7 Games (0-5-2, 1 Tie) 12/26/03-10/28/05	5 Games (0-5-0) 12/12/06-3/18/08	9 Games (0-8-1) 4/13/02-3/13/06
SHUTOUTS BY KINGS	8	4	4
LAST TIME	1/27/14 (1-0)	11/28/11 (2-0)	1/27/14 (1-0)
SHUTOUTS OF KINGS	13	8	5
LAST TIME	10/8/14 (0-4)	10/8/14 (0-4)	12/26/03 (0-5)
MOST GOALS	11 11/8/92 (11-4)	8 10/16/91 (8-5)	11 11/8/92 (11-4)
MOST GOALS AGAINST	7 Four Times	7 Twice	7 Twice

*Active Streak

St. Louis BLUES

2017-2018 GAME SCHEDULE

HOME
Mar. 10 St. Louis @ Los Angeles

AWAY
Oct. 30 Los Angeles @ St. Louis
Dec. 1 Los Angeles @ St. Louis

ALL-TIME RECORD vs. ST. LOUIS (75-98-22-4)

	TOTAL				HOME				AWAY			
Year	W	L	T	OT	W	L	T	OT	W	L	T	OT
1967-68	4	3	3	–	4	0	1	–	0	3	2	–
1968-69	1	6	1	–	1	2	1	–	0	4	0	–
1969-70	0	8	0	–	0	4	0	–	0	4	0	–
1970-71	2	4	0	–	1	2	0	–	1	2	0	–
1971-72	2	4	0	–	1	2	0	–	1	2	0	–
1972-73	3	2	0	–	2	1	0	–	1	1	0	–
1973-74	3	2	0	–	1	1	0	–	2	1	0	–
1974-75	3	0	1	–	1	0	1	–	2	0	0	–
1975-76	2	1	1	–	1	0	1	–	1	1	0	–
1976-77	2	2	0	–	2	0	0	–	0	2	0	–
1977-78	2	2	0	–	1	1	0	–	1	1	0	–
1978-79	2	1	1	–	1	0	1	–	1	1	0	–
1979-80	1	3	0	–	1	1	0	–	0	2	0	–
1980-81	0	2	2	–	0	1	1	–	0	1	1	–
1981-82	2	1	0	–	2	0	0	–	0	1	0	–
1982-83	1	2	0	–	1	0	0	–	0	2	0	–
1983-84	1	1	1	–	1	0	1	–	0	1	0	–
1984-85	1	2	0	–	0	1	0	–	1	1	0	–
1985-86	1	1	1	–	1	1	0	–	0	0	1	–
1986-87	1	1	1	–	0	1	0	–	1	0	1	–
1987-88	2	1	0	–	2	0	0	–	0	1	0	–
1988-89	1	2	0	–	1	0	0	–	0	2	0	–
1989-90	2	1	0	–	1	1	0	–	1	0	0	–
1990-91	1	1	1	–	1	0	0	–	0	1	1	–
1991-92	1	1	1	–	0	0	1	–	1	1	0	–

	TOTAL				HOME				AWAY			
Year	W	L	T	OT	W	L	T	OT	W	L	T	OT
1992-93	2	1	0	–	2	0	0	–	0	1	0	–
1993-94	2	2	0	–	2	0	0	–	0	2	0	–
1994-95	1	1	2	–	1	0	1	–	0	1	1	–
1995-96	1	2	1	–	0	2	0	–	1	0	1	–
1996-97	1	3	0	–	1	1	0	–	0	2	0	–
1997-98	0	3	1	–	0	2	0	–	0	1	1	–
1998-99	0	3	1	–	0	1	1	–	0	2	0	–
1999-00	1	2	1	0	0	2	0	0	1	0	1	0
2000-01	1	2	1	0	0	1	1	0	1	1	0	0
2001-02	2	1	1	0	1	0	1	0	1	1	0	0
2002-03	1	2	0	1	1	1	0	0	0	1	0	1
2003-04	0	4	0	0	0	2	0	0	0	2	0	0
2005-06	4	0	–	0	2	0	–	0	2	0	–	0
2006-07	1	3	–	0	1	1	–	0	0	2	–	0
2007-08	1	3	–	0	1	1	–	0	0	2	–	0
2008-09	3	1	–	0	2	0	–	0	1	1	–	0
2009-10	1	2	–	1	0	1	–	1	1	1	–	0
2010-11	0	4	–	0	0	2	–	0	0	2	–	0
2011-12	3	1	–	0	2	0	–	0	1	1	–	0
2012-13	3	0	–	0	1	0	–	0	2	0	–	0
2013-14	2	1	–	0	1	0	–	0	1	1	–	0
2014-15	2	1	–	0	2	0	–	0	0	1	–	0
2015-16	1	0	–	2	0	0	–	1	1	0	–	1
2016-17	1	2	–	0	1	1	–	0	0	1	–	0
TOTALS	**75**	**98**	**22**	**4**	**48**	**37**	**12**	**2**	**27**	**61**	**10**	**2**

KINGS FAST FACTS

	OVERALL	AT HOME	ON ROAD
LAST 10 GAMES	5-3-2	7-2-1	5-4-1
LAST WIN	1/12/17 (5-1)	1/12/17 (5-1)	11/3/15 (3-0)
LAST LOSS	3/13/17 (1-3)	3/13/17 (1-3)	10/29/16 (0-1)
LAST OT GAME	2/18/16 (1-2 OT)	1/9/16 (1-2 SO)	2/18/16 (1-2 OT)
LONGEST WIN STREAK	5 Games Twice	6 Games 10/18/11-12/18/14	3 Games 2/9/74-4/2/75
LONGEST POINT STREAK	6 Games (5-0-1) 2/9/74-4/2/75	9 Games (7-0-2) 3/24/90-3/20/95	4 Games (2-0-2) 1/26/85-1/17/87
LONGEST LOSING STREAK	11 Games 2/15/69-3/24/70	6 Games 2/22/69-3/24/70	9 Games 10/12/68-10/31/70
LONGEST WINLESS STREAK	11 Games (0-11-0) 2/15/69-3/24/70	10 Games (0-7-3) 3/13/97-12/6/01	14 Games (0-12-2) 10/21/67-10/31/70
SHUTOUTS BY KINGS	12	8	4
LAST TIME	10/16/14 (1-0 SO)	10/16/14 (1-0 SO)	11/3/15 (3-0)
SHUTOUTS OF KINGS	18	8	10
LAST TIME	10/29/16 (0-1)	10/16/14 (1-0 SO)	10/29/16 (0-1)
MOST GOALS	9 Twice	9 Twice	7 1/26/85 (7-3)
MOST GOALS AGAINST	8 12/13/69 (1-8)	8 12/13/69 (1-8)	7 Eight Times

*Active Streak

Tampa Bay LIGHTNING

2017-2018 GAME SCHEDULE

HOME
Nov. 9 Tampa Bay @ Los Angeles

AWAY
Feb. 10 Los Angeles @ Tampa Bay

ALL-TIME RECORD vs. TAMPA BAY (13-18-2-2)

	TOTAL				HOME				AWAY			
Year	W	L	T	OT	W	L	T	OT	W	L	T	OT
1992-93	1	2	0	–	0	2	0	–	1	0	0	–
1993-94	1	1	0	–	0	1	0	–	1	0	0	–
1994-95	–	–	–	–	–	–	–	–	–	–	–	–
1995-96	0	2	0	–	0	1	0	–	0	1	0	–
1996-97	0	2	0	–	0	1	0	–	0	1	0	–
1997-98	2	0	0	–	1	0	0	–	1	0	0	–
1998-99	0	2	0	–	0	1	0	–	0	1	0	–
1999-00	1	0	1	0	0	0	1	0	1	0	0	0
2000-01	0	1	0	0	0	1	0	0	0	0	0	0
2001-02	0	2	0	0	0	1	0	0	0	1	0	0
2002-03	0	1	1	0	0	0	1	0	0	1	0	0
2003-04	1	0	0	0	0	0	0	0	1	0	0	0
2005-06	0	1	–	0	0	1	–	0	0	0	–	0
2006-07	0	0	–	1	0	0	–	0	0	0	–	1
2007-08	–	–	–	–	–	–	–	–	–	–	–	–
2008-09	0	1	–	0	0	1	–	0	0	0	–	0
2009-10	1	0	–	0	0	0	–	0	1	0	–	0
2010-11	1	0	–	0	1	0	–	0	0	0	–	0
2011-12	1	0	–	0	0	0	–	0	1	0	–	0
2012-13	–	–	–	–	–	–	–	–	–	–	–	–
2013-14	1	1	–	0	1	0	–	0	0	1	–	0
2014-15	2	0	–	0	1	0	–	0	1	0	–	0
2015-16	1	0	–	1	1	0	–	0	0	0	–	1
2016-17	0	2	–	0	0	1	–	0	0	1	–	0
TOTALS	**13**	**18**	**2**	**2**	**5**	**11**	**2**	**0**	**8**	**7**	**0**	**2**

KINGS FAST FACTS

	OVERALL	AT HOME	ON ROAD
LAST 10 GAMES	6-3-1	4-5-1 (1 Tie)	4-4-2
LAST WIN	12/6/15 (3-1)	12/6/15 (3-1)	2/7/15 (4-2)
LAST LOSS	2/7/17 (0-5)	1/16/17 (1-2)	2/7/17 (0-5)
LAST OT GAME	11/25/15 (1-2 SO)	3/20/03 (2-2 Tie)	11/25/15 (1-2 SO)
LONGEST WIN STREAK	3 Games Twice	4 Games 11/4/10-12/6/15	2 Games Twice
LONGEST POINT STREAK	5 Games (4-0-1) 11/19/13-12/6/15	4 Games (4-0-0) 11/4/10-12/6/15	4 Games (3-0-1) 11/6/03-2/7/12
LONGEST LOSING STREAK	5 Games 12/4/93-12/5/96	5 Games 12/15/92-12/5/96	2 Games* (0-1-1) Three Times
LONGEST WINLESS STREAK	6 Games (0-4-2) 12/4/99-3/20/03	7 Games (0-5-2) 10/30/98-1/12/09	2 Games* (0-1-1) Three Times
SHUTOUTS BY KINGS	2	1	1
LAST TIME	11/4/10 (1-0)	11/4/10 (1-0)	11/6/03 (1-0)
SHUTOUTS OF KINGS	6	2	4
LAST TIME	2/7/17 (0-5)	10/13/01 (0-1)	2/7/17 (0-5)
MOST GOALS	5 Four Times	5 Twice	5 Twice
MOST GOALS AGAINST	6 1/6/93 (3-6)	6 1/6/93 (3-6)	5 Twice

*Active Streak

Toronto MAPLE LEAFS

2017-2018 GAME SCHEDULE

HOME
Nov. 2 Toronto @ Los Angeles

AWAY
Oct. 23 Los Angeles @ Toronto

ALL-TIME RECORD vs. TORONTO (65-59-21-2)

	TOTAL				HOME				AWAY			
Year	W	L	T	OT	W	L	T	OT	W	L	T	OT
1967-68	2	2	0	–	2	0	0	–	0	2	0	–
1968-69	3	3	0	–	2	1	0	–	1	2	0	–
1969-70	1	3	2	–	1	2	0	–	0	1	2	–
1970-71	3	3	0	–	3	0	0	–	0	3	0	–
1971-72	1	4	1	–	1	2	0	–	0	2	1	–
1972-73	2	3	0	–	1	1	0	–	1	2	0	–
1973-74	1	2	2	–	1	1	1	–	0	1	1	–
1974-75	4	0	1	–	2	0	0	–	2	0	1	–
1975-76	1	3	1	–	1	1	1	–	0	2	0	–
1976-77	1	2	2	–	1	0	1	–	0	2	1	–
1977-78	3	2	0	–	2	1	0	–	1	1	0	–
1978-79	0	4	0	–	0	2	0	–	0	2	0	–
1979-80	3	0	1	–	2	0	0	–	1	0	1	–
1980-81	3	0	1	–	1	0	1	–	2	0	0	–
1981-82	1	2	0	–	0	1	0	–	1	1	0	–
1982-83	2	1	0	–	2	0	0	–	0	1	0	–
1983-84	0	2	1	–	0	1	0	–	0	1	1	–
1984-85	2	1	0	–	1	1	0	–	1	0	0	–
1985-86	2	1	0	–	1	0	0	–	1	1	0	–
1986-87	1	1	1	–	1	0	1	–	0	1	0	–
1987-88	1	1	1	–	1	0	0	–	0	1	1	–
1988-89	3	0	0	–	2	0	0	–	1	0	0	–
1989-90	1	2	0	–	1	0	0	–	0	2	0	–
1990-91	1	1	1	–	0	1	1	–	1	0	0	–
1991-92	2	0	1	–	1	0	1	–	1	0	0	–

	TOTAL				HOME				AWAY			
Year	W	L	T	OT	W	L	T	OT	W	L	T	OT
1992-93	1	2	1	–	1	1	0	–	0	1	1	–
1993-94	1	3	0	–	0	2	0	–	1	1	0	–
1994-95	2	1	1	–	0	1	1	–	2	0	0	–
1995-96	1	2	1	–	1	1	0	–	0	1	1	–
1996-97	3	0	1	–	1	0	1	–	2	0	0	–
1997-98	2	2	0	–	1	1	0	–	1	1	0	–
1998-99	0	1	0	–	0	0	0	–	0	1	0	–
1999-00	0	1	0	0	0	0	0	0	0	1	0	0
2000-01	1	0	0	0	0	0	0	0	1	0	0	0
2001-02	1	0	0	0	0	0	0	0	1	0	0	0
2002-03	0	0	0	1	0	0	0	0	0	0	0	1
2003-04	0	0	1	0	0	0	1	0	0	0	0	0
2005-06	1	0	–	0	0	0	–	0	1	0	–	0
2006-07	–	–	–	–	–	–	–	–	–	–	–	–
2007-08	1	0	–	0	1	0	–	0	0	0	–	0
2008-09	0	1	–	0	0	1	–	0	0	0	–	0
2009-10	1	0	–	0	0	0	–	0	1	0	–	0
2010-11	0	1	–	0	0	1	–	0	0	0	–	0
2011-12	1	0	–	0	0	0	–	0	1	0	–	0
2012-13	–	–	–	–	–	–	–	–	–	–	–	–
2013-14	1	1	–	0	0	1	–	0	1	0	–	0
2014-15	1	0	–	1	1	0	–	0	0	0	–	1
2015-16	1	1	–	0	1	0	–	0	0	1	–	0
2016-17	2	0	–	0	1	0	–	0	1	0	–	0
TOTALS	**65**	**59**	**21**	**2**	**38**	**24**	**10**	**0**	**27**	**35**	**11**	**2**

KINGS FAST FACTS

	OVERALL	AT HOME	ON ROAD
LAST 10 GAMES	6-3-1	5-4-1 (1 Tie)	7-1-2
LAST WIN	3/2/17 (3-2 SO)	3/2/17 (3-2 SO)	11/8/16 (7-0)
LAST LOSS	12/19/15 (0-5)	3/13/14 (2-3)	12/19/15 (0-5)
LAST OT GAME	3/2/17 (3-2 SO)	3/2/17 (3-2 SO)	12/14/14 (3-4 SO)
LONGEST WIN STREAK	5 Games 2/20/88-10/8/89	4 Games 2/20/88-12/1/90	4 Games 12/6/05-12/11/13
LONGEST POINT STREAK	9 Games (5-0-4) 1/5/74-11/15/75	6 Games (4-0-2) 12/18/85-10/5/89	8 Games (6-0-2) 1/17/01-12/14/14
LONGEST LOSING STREAK	5 Games Twice	3 Games Twice	4 Games 12/2/70-11/17/71
LONGEST WINLESS STREAK	5 Games Four Times	6 Games (0-5-1) 2/27/93-12/16/95	12 Games (0-9-3) 1/11/69-1/6/73
SHUTOUTS BY KINGS	8	6	2
LAST TIME	11/8/16 (7-0)	1/12/15 (2-0)	11/8/16 (7-0)
SHUTOUTS OF KINGS	6	3	3
LAST TIME	12/19/15 (0-5)	12/10/77 (0-3)	12/19/15 (0-5)
MOST GOALS	9 12/1/88 (9-3)	9 12/1/88 (9-3)	7 Four Times
MOST GOALS AGAINST	9 Twice	9 11/7/81 (4-9)	9 3/10/79 (4-9)

*Active Streak

Vancouver Canucks

2017-2018 GAME SCHEDULE

HOME
Nov. 14 Vancouver @ Los Angeles
Mar. 12 Vancouver @ Los Angeles

AWAY
Dec. 30 Los Angeles @ Vancouver
Jan. 23 Los Angeles @ Vancouver

ALL-TIME RECORD vs. VANCOUVER (108-102-32-4)

	TOTAL				HOME				AWAY			
Year	W	L	T	OT	W	L	T	OT	W	L	T	OT
1970-71	2	3	1	–	0	2	1	–	2	1	0	–
1971-72	5	0	1	–	3	0	0	–	2	0	1	–
1972-73	3	2	0	–	2	0	0	–	1	2	0	–
1973-74	3	2	0	–	2	1	0	–	1	1	0	–
1974-75	1	1	2	–	1	0	1	–	0	1	1	–
1975-76	3	1	0	–	2	0	0	–	1	1	0	–
1976-77	0	2	2	–	0	1	1	–	0	1	1	–
1977-78	2	1	1	–	2	0	0	–	0	1	1	–
1978-79	3	1	0	–	2	0	0	–	1	1	0	–
1979-80	2	2	0	–	1	1	0	–	1	1	0	–
1980-81	4	0	0	–	2	0	0	–	2	0	0	–
1981-82	3	2	3	–	3	1	0	–	0	1	3	–
1982-83	3	3	2	–	2	0	2	–	1	3	0	–
1983-84	4	3	1	–	2	1	1	–	2	2	0	–
1984-85	4	2	2	–	2	1	1	–	2	1	1	–
1985-86	1	5	2	–	0	3	1	–	1	2	1	–
1986-87	2	5	1	–	2	2	0	–	0	3	1	–
1987-88	3	4	1	–	2	1	1	–	1	3	0	–
1988-89	4	4	0	–	2	2	0	–	2	2	0	–
1989-90	4	2	2	–	3	1	0	–	1	1	2	–
1990-91	5	3	0	–	3	1	0	–	2	2	0	–
1991-92	2	4	1	–	0	3	1	–	2	1	0	–
1992-93	2	7	0	–	2	3	0	–	0	4	0	–
1993-94	1	5	0	–	1	2	0	–	0	3	0	–
1994-95	0	4	0	–	0	2	0	–	0	2	0	–
1995-96	0	2	3	–	0	1	2	–	0	1	1	–
1996-97	3	1	1	–	2	0	0	–	1	1	1	–
1997-98	3	2	1	–	2	0	1	–	1	2	0	–
1998-99	3	1	0	–	2	0	0	–	1	1	0	–
1999-00	2	0	2	0	1	0	1	0	1	0	1	0
2000-01	3	0	0	1	2	0	0	0	1	0	0	1
2001-02	1	2	1	0	1	0	1	0	0	2	0	0
2002-03	1	2	1	0	0	1	1	0	1	1	0	0
2003-04	0	3	1	0	0	2	0	0	0	1	1	0
2005-06	3	1	–	0	2	0	–	0	1	1	–	0
2006-07	1	3	–	0	0	2	–	0	1	1	–	0
2007-08	3	0	–	1	1	0	–	1	2	0	–	0
2008-09	1	3	–	0	1	1	–	0	0	2	–	0
2009-10	1	2	–	1	1	0	–	1	0	2	–	0
2010-11	2	2	–	0	1	1	–	0	1	1	–	0
2011-12	2	2	–	0	1	1	–	0	1	1	–	0
2012-13	1	2	–	0	1	1	–	0	0	1	–	0
2013-14	4	1	–	0	3	0	–	0	1	1	–	0
2014-15	3	1	–	1	1	1	–	0	2	0	–	1
2015-16	3	2	–	0	2	1	–	0	1	1	–	0
2016-17	2	2	–	0	1	1	–	0	1	1	–	0
TOTALS	**108**	**102**	**32**	**4**	**66**	**41**	**16**	**2**	**42**	**61**	**16**	**2**

KINGS FAST FACTS

	OVERALL	AT HOME	ON ROAD
LAST 10 GAMES	5-4-1	7-3-0	5-4-1
LAST WIN	3/31/17 (2-0)	10/22/16 (4-3 SO)	3/31/17 (2-0)
LAST LOSS	3/4/17 (3-4)	3/4/17 (3-4)	12/28/16 (1-2)
LAST OT GAME	10/22/16 (4-3 SO)	10/22/16 (4-3 SO)	4/6/15 (1-2 SO)
LONGEST WIN STREAK	6 Games Twice	5 Games Three Times	3 Games 4/4/71-1/2/72
LONGEST POINT STREAK	10 Games Twice	14 Games (10-0-4) 1/7/97-10/19/02	5 Games (2-0-3) 11/16/80-1/24/82
LONGEST LOSING STREAK	7 Games 1/31/94-3/29/95	3 Games Twice	9 Games 11/16/92-3/29/95
LONGEST WINLESS STREAK	13 Games (0-10-3) 1/31/94-1/2/97	6 Games Twice	12 Games (0-11-1, 1 Tie) 11/16/92-1/2/97
SHUTOUTS BY KINGS	19	12	7
LAST TIME	3/31/17 (2-0)	1/13/14 (1-0)	3/31/17 (2-0)
SHUTOUTS OF KINGS	12	4	8
LAST TIME	10/13/15 (0-3)	10/13/15 (0-3)	3/26/12 (0-1)
MOST GOALS	12 11/29/84 (12-1)	12 11/29/84 (12-1)	10 10/31/84 (10-3)
MOST GOALS AGAINST	11 11/25/86 (5-11)	8 4/1/87 (3-8)	11 11/25/86 (5-11)

*Active Streak

Vegas Golden Knights

2017-2018 GAME SCHEDULE

HOME
Dec. 28 Vegas @ Los Angeles
Feb. 26 Vegas @ Los Angeles

AWAY
Nov. 19 Los Angeles @ Vegas
Feb. 27 Los Angeles @ Vegas

Owner: Bill Foley

General Manager: George McPhee

Assistant General Manager: Kelly McCrimmon

Head Coach: Gerard Gallant

Assistant Coach: Mike Kelly

Assistant Coach: Ryan Craig

Arena: T-Mobile Arena

The Vegas Golden Knights became the 31st team in the National Hockey League on June 22, 2016, joining the Pacific Division and expanding the Western Conference to 15 teams. The Golden Knights join the Kings, Anaheim Ducks, Arizona Coyotes, Calgary Flames, Edmonton Oilers, San Jose Sharks and Vancouver Canucks as the eighth team in the Pacific Division. The Central Division is now the only division in the NHL to have seven teams.

The Golden Knights will make their first appearance in Los Angeles on Dec. 28, and then come back on Feb. 26 for the first of a home-and-home set that sees the Kings playing in Vegas on Feb. 27. The Kings will play in Vegas for the first time during the regular season on Nov. 19.

The Golden Knights selected a player from each team during the expansion draft held on June 21 at the NHL Awards ceremony at T-Mobile Arena in Las Vegas. Brayden McNabb was the player from the Kings that was chosen.

Washington CAPITALS

2017-2018 GAME SCHEDULE

HOME
Mar. 8 Washington @ Los Angeles

AWAY
Nov. 30 Los Angeles @ Washington

ALL-TIME RECORD vs. WASHINGTON (58-35-13-2)

	TOTAL				HOME				AWAY			
Year	W	L	T	OT	W	L	T	OT	W	L	T	OT
1974-75	5	0	1	–	3	0	0	–	2	0	1	–
1975-76	4	1	1	–	3	0	0	–	1	1	1	–
1976-77	5	0	1	–	3	0	0	–	2	0	1	–
1977-78	4	2	0	–	2	1	0	–	2	1	0	–
1978-79	3	4	1	–	2	1	1	–	1	3	0	–
1979-80	1	3	0	–	1	1	0	–	0	2	0	–
1980-81	2	1	1	–	1	0	1	–	1	1	0	–
1981-82	1	1	1	–	1	1	0	–	0	0	1	–
1982-83	1	1	1	–	0	0	1	–	1	1	0	–
1983-84	0	3	0	–	0	2	0	–	0	1	0	–
1984-85	1	2	0	–	1	0	0	–	0	2	0	–
1985-86	1	2	0	–	0	2	0	–	1	0	0	–
1986-87	3	0	0	–	1	0	0	–	2	0	0	–
1987-88	1	2	0	–	1	1	0	–	0	1	0	–
1988-89	1	1	1	–	0	1	0	–	1	0	1	–
1989-90	3	0	0	–	2	0	0	–	1	0	0	–
1990-91	1	1	1	–	1	0	0	–	0	1	1	–
1991-92	1	1	1	–	1	0	1	–	0	1	0	–
1992-93	0	2	0	–	0	1	0	–	0	1	0	–
1993-94	0	2	0	–	0	1	0	–	0	1	0	–
1994-95	–	–	–	–	–	–	–	–	–	–	–	–
1995-96	2	0	0	–	1	0	0	–	1	0	0	–
1996-97	1	0	1	–	0	0	1	–	1	0	0	–
1997-98	0	1	1	–	0	0	1	–	0	1	0	–
1998-99	2	0	0	–	1	0	0	–	1	0	0	–
1999-00	1	0	1	0	1	0	0	0	0	0	1	0
2000-01	1	1	0	0	0	1	0	0	1	0	0	0
2001-02	0	0	0	1	0	0	0	1	0	0	0	0
2002-03	1	0	0	0	0	0	0	0	1	0	0	0
2003-04	2	0	0	0	1	0	0	0	1	0	0	0
2005-06	0	1	–	0	0	1	–	0	0	0	–	0
2006-07	0	0	–	1	0	0	–	0	0	0	–	1
2007-08	–	–	–	–	–	–	–	–	–	–	–	–
2008-09	2	0	–	0	1	0	–	0	1	0	–	0
2009-10	1	0	–	0	1	0	–	0	0	0	–	0
2010-11	1	0	–	0	0	0	–	0	1	0	–	0
2011-12	1	0	–	0	1	0	–	0	0	0	–	0
2012-13	–	–	–	–	–	–	–	–	–	–	–	–
2013-14	2	0	–	0	1	0	–	0	1	0	–	0
2014-15	1	1	–	0	1	0	–	0	0	1	–	0
2015-16	1	1	–	0	1	0	–	0	0	1	–	0
2016-17	1	1	–	0	1	0	–	0	0	1	–	0
TOTALS	**58**	**35**	**13**	**2**	**34**	**14**	**6**	**1**	**24**	**21**	**7**	**1**

KINGS FAST FACTS

	OVERALL	AT HOME	ON ROAD
LAST 10 GAMES	7-3-0	8-1-1	6-3-1
LAST WIN	3/11/17 (4-2)	3/11/17 (4-2)	3/25/14 (5-4 SO)
LAST LOSS	2/5/17 (0-5)	12/14/05 (2-3)	2/5/17 (0-5)
LAST OT GAME	3/9/16 (4-3 OT)	3/9/16 (4-3 OT)	3/25/14 (5-4 SO)
LONGEST WIN STREAK	8 Games 12/19/74-11/15/75	10 Games 12/19/74-11/29/77	3 Games Five Times
LONGEST POINT STREAK	10 Games (8-0-2) 1/27/76-11/29/77	10 Games (10-0-0) 12/19/74-11/29/77	9 Games (7-0-2; 1 Tie) 12/9/98-3/15/14
LONGEST LOSING STREAK	5 Games 2/19/83-2/8/85	2 Games Twice	5 Games 1/3/79-2/26/80
LONGEST WINLESS STREAK	6 Games (0-5-1) 2/19/83-2/8/85	4 Games (0-3-1) 2/17/82-2/16/84	5 Games (0-5-0) 1/3/79-2/26/80
SHUTOUTS BY KINGS	3	3	Never
LAST TIME	3/10/77 (6-0)	3/10/77 (6-0)	
SHUTOUTS OF KINGS	5	Never	5
LAST TIME	2/5/17 (0-5)		2/5/17 (0-5)
MOST GOALS	10 12/4/78 (10-2)	10 12/4/78 (10-2)	9 1/11/83 (9-7)
MOST GOALS AGAINST	10 Twice	10 2/13/93 (3-10)	10 12/6/87 (3-10)

*Active Streak

Winnipeg JETS

2017-2018 GAME SCHEDULE

HOME
Nov. 22 Winnipeg @ Los Angeles

AWAY
Feb. 20 Los Angeles @ Winnipeg
Mar. 20 Los Angeles @ Winnipeg

ALL-TIME RECORD vs. WINNIPEG (14-5-0-7)

(Atlanta Thrashers, 1999-2011)

	TOTAL				HOME				AWAY			
Year	W	L	T	OT	W	L	T	OT	W	L	T	OT
1999-00	2	0	0	0	1	0	0	0	1	0	0	0
2000-01	1	0	0	1	0	0	0	1	1	0	0	0
2001-02	1	0	0	0	1	0	0	0	0	0	0	0
2002-03	2	0	0	0	1	0	0	0	1	0	0	0
2003-04	0	0	0	1	0	0	0	0	0	0	0	1
2005-06	1	0	–	0	1	0	–	0	0	0	–	0
2006-07	0	1	–	0	0	0	–	0	0	1	–	0
2007-08	–	–	–	–	–	–	–	–	–	–	–	–
2008-09	0	0	–	1	0	0	–	1	0	0	–	0
2009-10	0	1	–	0	0	0	–	0	0	1	–	0
2010-11	1	0	–	0	1	0	–	0	0	0	–	0
2011-12	0	0	–	1	0	0	–	0	0	0	–	1
2012-13	–	–	–	–	–	–	–	–	–	–	–	–
2013-14	2	1	–	0	1	0	–	0	1	1	–	0
2014-15	1	1	–	1	1	0	–	1	0	1	–	0
2015-16	1	1	–	1	0	0	–	1	1	1	–	0
2016-17	2	0	–	1	2	0	–	0	0	0	–	1
TOTALS	**14**	**5**	**0**	**7**	**9**	**0**	**0**	**4**	**5**	**5**	**0**	**3**

KINGS FAST FACTS

	OVERALL	AT HOME	ON ROAD
LAST 10 GAMES	5-2-3	7-0-3	2-5-3
LAST WIN	3/23/17 (5-2)	3/23/17 (5-2)	10/27/15 (4-1)
LAST LOSS	11/13/16 (2-3 SO)	4/9/16 (3-4 SO)	11/13/16 (2-3 SO)
LAST OT GAME	1/14/17 (3-2 OT)	1/14/17 (3-2 OT)	11/13/16 (2-3 SO)
LONGEST WIN STREAK	3 Games Twice	3 Games 11/3/01-1/19/06	3 Games 3/26/00-10/29/02
LONGEST POINT STREAK	9 Games (7-0-2) 12/8/99-1/19/06	13 Games* (9-0-4) 12/8/99-Present	4 Games 3/26/00-12/10/03
LONGEST LOSING STREAK	3 Games Twice	2 Games (0-0-2) 1/10/15-4/9/16	5 Games (0-3-2) 12/10/03-10/4/13
LONGEST WINLESS STREAK	3 Games Twice	2 Games (0-0-2) 1/10/15-Present	5 Games (0-3-2) 12/10/03-10/4/13
SHUTOUTS BY KINGS	2	1	1
LAST TIME	10/29/02 (4-0)	12/8/99 (4-0)	10/29/02 (4-0)
SHUTOUTS OF KINGS	2	Never	2
LAST TIME	12/29/11 (0-1 OT)		12/29/11 (0-1 OT)
MOST GOALS	8 1/19/06 (8-6)	8 1/19/06 (8-6)	5 11/2/00 (5-2)
MOST GOALS AGAINST	7 Three Times	7 Twice	7 11/13/09 (0-7)

*Active Streak

BREWED FOR HOCKEY.
Budweiser THIS BUD'S FOR YOU.
ENJOY RESPONSIBLY
© 2017 Anheuser-Busch, Budweiser® Beer, St. Louis, MO 1MA

MEDIA INFORMATION

ALL-TIME TOP TEN
Goalie Shutouts

1	**Jonathan Quick**	44
2	Rogie Vachon	32
3	Jamie Storr	16
4	Felix Potvin	14
5	Stephane Fiset	10
	Kelly Hrudey	10
7	Mario Lessard	9
8	Peter Budaj	7
	Gerry Desjardins	7
	Gary Edwards	7
	Martin Jones	7

MEDIA INFORMATION

CREDENTIALS – Season credentials are issued to approved media assigned to cover the Kings regularly. Individual single game credentials are granted to approved working media as space permits. All requests must be submitted to the Kings communications department at least 24 hours in advance of the event. Freelance reporters and photographers will not be considered without a letter of assignment from an accredited medium. Media can pick up their credential at the Ralph Lawler Media and Team Member Entry located at the 11th Street Entrance at Stairwell 18, approximately 50 yards west of the Box Office. You must wear your credential prominently at all times and the Kings communications department, STAPLES Center and/or the National Hockey League (NHL) reserve the right to revoke any credential if circumstances warrant such action.

PARKING – The season or single game credential does not serve as a parking pass. Media parking is only available (for purchase) on a seasonal basis at the start of each season at a discounted media rate.

PRESS BOX – The Bob Miller Press Box is located on the west side of STAPLES Center. All seats are reserved and only members of the accredited media, visiting hockey club and Kings staff/game staff are permitted in the media sections of the press box. Each media member must contact the Kings communications department in advance to request press box seating. The Nick Nickson Broadcast Center is located on the Upper Concourse level, below the Bob Miller Press Box.

PHOTOGRAPHERS – Ice-level shooting positions are limited and assigned on a priority basis at the discretion of the Kings and the NHL. Photo position charts are posted in the Chick Hearn Press Room on game days. The Kings team photographer assigns and marks all shooting position assignments in consultation with the NHL and the Kings communications department. Media photographers are not permitted in the team bench areas before or during the game; nor are they permitted to shoot from any location that would obstruct the view of spectators. Photographers are not allowed in the club dressing room(s) without prior approval from the club's communications department, and an additional credential from the Kings communications department must be granted.

TELEVISION – Stations wanting action footage from any Kings game are encouraged to take it from FOX Sports West's broadcast or other subsequent satellite feeds. A station, however, cannot air the footage until after it has been broadcast by the originating source, and that source must be given on-screen credit. If it is necessary for a crew to shoot action footage during a game (isolation shots or special theme news/feature stories), you must notify the Kings communications department for permission and assistance. Space is limited.

PRACTICES – All Kings practice sessions (at the Toyota Sports Center in El Segundo and STAPLES Center) are open to approved members of the media. Media intending to cover practice should email the Kings communications department to confirm the scheduled start time and location. All start times, dates and location are subject to change.

SERVICES – The Chick Hearn Press Room, located on the Event level (west side) of STAPLES Center, is a working area for all credentialed media before, during and after the game. A pre-game meal in the adjacent dining room is provided (at a cost with proceeds benefiting the Kings Care Foundation) for the media starting approximately 90 minutes before the game. Refreshments are provided in the Chick Hearn Press Room and the Bob Miller Press Box during and after the game. The Bob Miller Press Box is also set up as a working area for media filing stories on deadline, and there is a dedicated press elevator that reaches the Bob Miller Press Box near the workroom. If conditions for meeting your deadline require special attention, please contact a member of the Kings communications department.

GAMES NOTES/STATISTICS – Complete team game notes and NHL statistics are distributed in the Chick Hearn Press Room and the Bob Miller Press Box prior to the game. Scoring and statistical summaries are distributed between periods. Final scoring summaries and post-game quotes will be distributed to all media areas as soon as possible after each game. In an effort to be environmentally friendly, the Kings will make limited copies. Information from the Kings communications department can also be found on-line at LAKings.com/media.

WIRELESS INTERNET ACCESS – A Wireless Internet feed is available for media use before, during and after the game in both the Bob Miller Press Box and the Chick Hearn Press Room. Internet password information is posted in numerous areas throughout STAPLES Center.

TELEVISION – FOX Sports West continues its long-standing tradition of bringing fans Los Angeles Kings telecasts – which began in 1985 – by providing the most coverage of the Kings on television during the 2017-18 season. Coverage on FOX Sports West features Alex Faust, in his first season as the new TV "Voice of the Kings" and former Kings forward, Jim Fox, who is in his 28th season as the club's analyst.

"Kings Live" returns prior to and immediately following all home games – from outside STAPLES Center – and road telecasts on FOX Sports West. Patrick O'Neal again serves as host, sitting alongside Daryl Evans for all road shows, while former Kings defenseman Sean O'Donnell is back for his fifth season on "Kings Live." Fox also joins the pre- and post-game to offer viewers additional analysis. In addition, Jon Rosen offers updates and reports before and after each game on the road, while Alex Curry delivers interviews and reports at home.

Returning every Thursday night throughout the regular season on FOX Sports West, "Kings Weekly" will again take fans inside the Kings organization. Hosted by Curry, "Kings Weekly" goes behind the scenes with player interviews, exclusive features and unmatched access to the team.

In addition to the Kings, FOX Sports West is the home of the Los Angeles Angels of Anaheim and CIF Southern Section high school athletics. Team-specific and locally-produced "Live" and original programming concepts also air on FOX Sports West.

FOX Sports West provides 24-hour sports programming to more than six million subscribers in Southern California, Nevada and Hawaii. Together, FOX Sports West and sister network Prime Ticket present more live, local sports programming than any other network or broadcast system in the market. For complete regional sports news, provocative opinions, telecast schedules and updated statistics, visit FOXSportsWest.com and follow along on Twitter: @FoxSportsWest, Facebook: Facebook.com/foxsportswest, Instagram: @FoxSportsWest and Snapchat: foxsportswestpt.

RADIO – One of the National Hockey League's most extensive and established radio networks, the Kings Radio Network – anchored by flagship radio station TalkRadio 790 KABC – takes exciting Kings action to the outer reaches of Southern California and beyond.

The Kings enjoy a partnership with TalkRadio 790 KABC (a Cumulus Media property) to serve as the club's flagship station. Pre-season, regular and postseason games can be heard on the Kings flagship with play-by-play announcer Nick Nickson and analyst Daryl Evans calling the action. Some affiliates may not carry all games (contact your local listing and/or affiliate for their broadcast schedule).

All games are also streamed live at KABC.com.

TalkRadio 790 KABC was America's first all-talk-formatted station in 1960 and continues in the format to this very day. TalkRadio 790 KABC is online at KABC.com.

Cumulus Media (NASDAQ: CMLS) is the largest pure-play radio broadcaster in the United States based on station count, with 460 owned and operated stations in 89 U.S. media markets and a fully-distributed programming network serving more than 10,000 affiliates nationwide, which contains a portfolio of iconic media, sports and entertainment brands. Cumulus strives to create the next generation of radio broadcasting and digital enterprise based on great people and technological excellence. Cumulus provides high-quality local programming choices for listeners and advertisers, challenging career environments for employees and value opportunities for shareholders. For more information, visit Cumulus.com.

KINGS BROADCASTING TEAMS ALL-TIME:

Jiggs McDonald and Ed Fitkin (1967-69); Jiggs McDonald and Dave Avey (1969-72); Roy Storey and Dan Avey (1972-73); Bob Miller and Jim Minnick/Dan Avey (1973-74); Bob Miller and Rich Marotta (1976-78); Bob Miller and Pete Weber (1978-81); Bob Miller and Pete Weber/Nick Nickson (1981-82); Bob Miller and Nick Nickson (1982-90); Bob Miller and Jim Fox (1990-17); Nick Nickson and Tom Laidlaw/Brian Engblom (1990-91); Nick Nickson and Brian Engblom (1991-95); Nick Nickson and Mike Allison (1995-98); Nick Nickson and Cammi Granato (1998-99); **Nick Nickson and Daryl Evans (1999-present)**; and **Alex Faust and Jim Fox (2017-present).**

On the radio only three current club broadcasting duos have worked together longer than Nick Nickson and Daryl Evans (Toronto - Joe Bowen and Jim Ralph started together in 1997-98; Detroit – Ken Kal and Paul Woods started together in 1995-96; and Ottawa - Dean Brown and Gord Wilson started together in 1992-93).

Prior to retiring at the conclusion of the 2016-17 season, Bob Miller and Jim Fox had worked together on TV for more consecutive seasons than any other (then) current club broadcasting team.

Television Stations All-Time:

KHJ-TV (Channel 9) – 1967-85; **The Prime Ticket Network (now called FOX Sports West): 1985-present.**

Radio Flagship Stations All-Time:

KNX 1070 (1967-69); KABC 790/KBIG-FM 104.3 (1969-70); KFI 640 (1970-74); KRLA 1110 (1974-79); KIIS 1150 (1979-80); KOGO 600 (1980-81); KPRZ 1150 (1981-83); KWNK 670/KFOX-FM (1983-84); KFOX-FM (1984-85); KLAC 570 (1985-90); XTRA 690 (1990-98); KRLA 1110 (1998-03); KSPN 1110/710 (2002-03); KSPN 710 (2003-06); KTLK 1150 (2006-14); **KABC 790 (2014-present)**.

ALEX FAUST
TV Play-By-Play Announcer

Alex Faust is in his first season as the Kings TV Play-by-Play Announcer. He was named to the position on June 1, 2017.

Faust takes over for Bob Miller, who retired in April after calling Kings games the past 44 years. Faust joins TV Color Analyst Jim Fox for all Kings games on FOX Sports West.

Faust has called hockey games on NBCSN, NESN and Westwood One Radio. From 2013-15 he was a radio broadcaster for the American Hockey League's (AHL) Utica Comets, calling the first game in franchise history, serving as the 'Inside the Glass' reporter for the 2015 AHL All-Star Game, and calling games during the team's run to the Calder Cup Finals in 2015.

Faust had served as a college football and basketball play-by-play commentator with ESPNU and Fox Sports since 2015, and called this past season's NCAA Men's Frozen Four on Westwood One. Previously, Faust was the voice of Northeastern University men's basketball, becoming one of the youngest play-by-play broadcasters to call an NCAA tournament game at age 26. In addition, Alex has worked in minor league baseball, serving as the radio broadcaster for the single-A Staten Island Yankees for two years.

A native of Brooklyn, New York, Faust (for pronunciation purposes FOWST / rhymes with House) graduated from Northeastern University in 2012 with a degree in political science and economics. In 2011 as a college junior Faust received the Jim Nantz Award which is presented annually to the nation's top collegiate sports broadcaster.

After graduation Faust worked for four years for a major accounting firm as a Business Analyst/Consultant. In his role with the Kings Faust will contribute to the organization year-round in a similar role and be integrated throughout business operations. He will work closely with the organization's Data Intelligence departments to help develop analytics and information that can be delivered through the Kings telecasts. Additionally, Faust, who is 28 years old (January 14, 1989), works closely with the Kings Digital Media and Community Relations departments.

Faust is engaged to his fiancée, Carolyn.

JIM FOX
TV Analyst

Jim Fox is in his 28th season as the Kings Television Analyst, joining Alex Faust in the booth for club broadcasts on FOX Sports West.

Tenth on the Kings all-time scoring list, ninth in assists and 11th in goals with 479 points (186-293=479) in 578 games, Fox spent his entire 10-year career as a member of the Kings after being selected in the first round (10th overall) of the 1980 NHL Entry Draft. A three time 30-goal scorer, Fox enjoyed his most productive season in 1984-85 when he recorded 83 points (30-53=83), and in 22 career playoff games with the Kings, Fox had 12 points (4-8=12). Over his playing career with the Kings, Fox also holds the distinction of playing the fifth most games – starting, ending and only with the Kings (Dave Taylor holds the mark followed by Dustin Brown, Anze Kopitar and Drew Doughty).

Prior to becoming a King, Fox enjoyed a standout junior career with the Ottawa 67's of the Ontario Hockey League (OHL). As the club's captain during the 1979-80 campaign, Fox recorded at least one point in every game, including preseason, regular season and the playoffs, and he was a finalist for the Canadian Jr. Player of the Year after earning OHL Most Valuable Player and Leading Scorer awards.

Internationally, Fox represented Canada at the World Junior Championship in Helsinki (1979-80) and he also earned a bronze medal at the World Championship in Moscow in 1986.

Upon retirement as a player in 1990, Fox became Director of Community Relations for the Kings, a position he held until 1994. During that time, he was responsible for creating the Kings Care Foundation and annual Foundation events such as Tip-A-King, the team's charity golf tournament and the Kings Youth Hockey Camp.

He remains one of the strongest forces in the Kings Community Relations development and charitable efforts, as a Special Ambassador, and he spends an enormous amount of time supporting and developing programs that benefit the children of our community, while also sitting on the board. For 25 years, Fox also co-hosted the Cystic Fibrosis Golf Classic with Dave Taylor, and in 2015 the Kings named their Community Service Award, which is given annually to an active Kings player, after Fox. Jim also served as Commissioner for the Los Angeles Kings High School Hockey League during the 2015-16 and 2016-17 seasons. Recently Jim hosted his seventh annual "Sunset Sip" wine tasting fundraiser to benefit The Guidance Center.

Fox, 57 (5/18/60), along with winemaker Mike Smith, produces single vineyard designate Pinot Noir from California under the brand name "Patiné Cellars." Patiné is French for "to have skated!"

He also played himself in the popular 1999 movie "Mystery, Alaska," and he was the first Kings recipient of the club's Community Service Award (1988-89). In addition to his duties in the broadcasting booth, Fox has also served as the co-host of the Los Angeles-area Emmy Award-winning "Kings Live" pre-game show on FOX Sports West for several seasons.

In the October 2, 2006, issue of Sports Illustrated, Fox was named the Best Analyst in hockey. From 1998 through 2012 Fox was named the Best TV Color Commentator in Southern California by Los Angeles Daily News Columnist Tom Hoffarth (the one year he did not win the award was when there was no NHL season), and Hoffarth has also named Fox and Bob Miller the "Best Broadcasting Team" in a different award. In 2008, the Southern California Sports Broadcasters honored him with the top pre and post-game shows commentator award and in 2009, 2011 and 2012, and in 2016 he won for the best TV Analyst for the third consecutive time (and sixth time in the last eight years).

Also, on February 11, 2006, the Kings held "Jim Fox Day" at STAPLES Center, and Fox was honored on the ice before a game for his 25 years of service to the organization as a player and broadcaster. During the 2013-14 season, Fox was a Legends Night Series honoree by the Kings at STAPLES Center. In 2016 he was inducted into the California Sports Hall of Fame and in 2017 he was inducted into the Southern California Sports Broadcasters Hall of Fame.

From 2005-08, Fox also worked for NHL Radio through the Stanley Cup Final, as well as working as a studio playoff analyst for Yahoo! Sports from 2006-09. He was on-the-air for NHL Radio again during the 2017 playoffs.

A native of Coniston, Ontario, Jim is a resident of Redondo Beach with his wife Susie.

NICK NICKSON
Radio Play-By-Play Announcer

In his 37th season with the Kings, Nick Nickson, the radio "Voice-of-the-Kings," calls the action of pre-season, regular season and playoff games on KABC 790 and along the Kings Radio Network.

A veteran with more than 41 years of hockey broadcasting experience totaling more than 3,600 games (including more than 3,200 with the Kings), Nickson received the 2015 Foster Hewitt Award as selected by the NHL Professional Broadcasters' Association. The award, which recognizes those members of the radio and television industry who have made outstanding contributions to their profession and the game during their hockey broadcasting careers, is recognized by a plaque in the Hockey Hall of Fame in Toronto. He is the third Kings broadcaster in franchise history to be awarded the Foster Hewitt Memorial Award joining Bob Miller (2000) and Jiggs McDonald (1990).

On the whole, Nickson's smooth, fast-paced and accurate delivery of every play allows the listener to "see the game" as the action unfolds. As a tribute to his broadcasting excellence, in January of 2009 he was inducted into the Southern California Sports Broadcasters Hall of Fame, and in 2011 he was inducted into the Frontier Field Walk of Fame (media) in his hometown (Rochester, New York).

In addition to his Kings broadcasting duties he has also called regular season and playoff games for the NHL Radio Network. In the spring of 2009 he covered the World Championship for NBC Universal Sports. He has been instrumental in developing and maintaining the Kings Radio Network while assisting the Kings Communications department in writing and editing the annual media guide. He is also involved in the Kings Care Foundation and Kings Alumni Association and has written more than 180 stories and articles on the NHL and the Kings. Nickson is a member of the Southern California Sports Broadcasters and the National Hockey League Broadcasters Association, and for seven summers (1983-89) baseball fans may remember his voice as the Public Address Announcer at Dodger Stadium.

In 2006, the Kings held "Nick Nickson Day" at STAPLES Center, and Nickson was honored on the ice for his 25 years of service to the organization as a radio and television broadcaster. The club also then officially announced the broadcast booth area at STAPLES Center had been named the Nick Nickson Broadcast Center.

His broadcasting career began during the 1975-76 season as the voice of the Rochester Americans (AHL) before joining the New Haven Nighthawks (AHL) in 1977. He spent four seasons (1977-81) calling the action for the Nighthawks before his association with the Kings began.

Nickson attended Ithaca (N.Y.) College and served as the Sports Director for the school's radio station while doing play-by-play for Ithaca's hockey, football, baseball and basketball teams. After graduating in 1975, he worked as a disc jockey for two stations in Rochester before beginning his career in hockey shortly thereafter.

Nick and his wife, Carolyn, reside in Santa Clarita and have two sons, Nicholas (married to Alexandra) and Timothy. The couple also has two grandchildren, Casey and Avery.



DARYL EVANS
Radio Analyst

In his 19th season as the Kings Radio Analyst, Daryl Evans and veteran Play-By-Play Announcer Nick Nickson are heard on all club radio broadcasts on flagship station TalkRadio 790 and along the Kings Radio Network.

A member of the Kings as a player from 1981-85, Evans scored one of the franchise's most memorable goals in a game forever remembered as the "Miracle on Manchester." Facing the heavily-favored Edmonton Oilers in the best-of-five first round of the 1982 playoffs, the Kings pulled off two huge upsets – one, in winning the series three games to two; and two, winning Game 3 of the series.

Down 5-0 in the third period of that game on April 10, 1982, the Kings steadily chipped away at Edmonton's lead and tied the game with five seconds left in regulation. At 2:35 of the extra period, Evans, then a rookie, sent a shot over Grant Fuhr's shoulder to seal an improbable end to an incredible game. Evans went on to lead the Kings in playoff scoring with 13 points (5-8=13) in 1982.

The past 11 seasons, Evans has spearheaded a charitable giving program in which he has donated $100 for every Kings power play goal scored (for a total of $64,600) in both the regular season and the playoffs. The proceeds the first three years went to the Ronald McDonald House Charities of Southern California while the proceeds from the past eight seasons went to the American Heart Association (he is also on the Board of Directors with that group).

During the 1998-99 season, Evans worked alongside Nickson as a back-up commentator. Prior to his full-time radio role, Evans served as the Director of Premium Seating Sales for STAPLES Center, where he was responsible for sales of luxury suites, premier seats and the premier club. Prior to taking the position at STAPLES Center, Evans managed at Martin Cadillac in West Los Angeles from 1992-99 where he reached Master Manager status seven straight years. Along with his role on the radio, Evans is also an executive with the Toyota Sports Center in El Segundo, formerly serving as the facility's General Manager, and he sits on the Board for the Kings Alumni Association.

Originally selected by the Kings in the ninth-round (178th overall) of the 1980 NHL Entry Draft, the left wing recorded 52 points (22-30=52) in 113 career NHL games with the Kings, Washington Capitals and Toronto Maple Leafs. Also, in 11 career playoff games, Evans, 56 (1/12/61), registered 13 points (all of those 13 points came with the Kings during the 1982 playoffs).

In addition, Evans coached the UCLA Bruins club hockey team in the Pac-8 League for two seasons (1997-99). They won the Pac-8 Championship in 1998-99 and also went to the National Championships in Utah in 1999, where they were eliminated. Evans was also named the Pac-8 Coach of the Year both years. He currently coaches the LA Lions.

Evans, additionally, continues to serve as a Power Skating Consultant for the Kings, having started those duties in 2007; he works as a TV Analyst (pre-game, post-game and intermissions) for Kings games on FOX Sports West; and he annually contributes to Kings Production (LAKings.com).

In 2015 the Kings introduced a new Youth Hockey Service award, which is now given annually to an active Kings player, after Evans. He also in 2015 and again in 2016 was nominated for the best Radio Analyst award by the Southern California Sports Broadcasting group, and the local chapter of the American Heart Association honored Evans with their inaugural "KING OF HEARTS" award.

A native of Toronto, Daryl resides in Redondo Beach, and he has two children: DJ and Danielle.

BOB MILLER

Team Ambassador

Hockey Hall of Famer Bob Miller retired in March 2017 after 44 years as "Voice of the Kings." He worked the first 17 years simulcast on TV and radio and the last 27 years as the exclusive television voice of the team joined by former Kings right wing Jim Fox for Kings games on FOX Sports West. Overall Miller called 3,353 Kings games including his final two telecasts on April 8 at STAPLES Center and April 9 in Anaheim.

On November 13, 2000, Miller received the Foster Hewitt Award, as selected by the NHL Professional Broadcasters' Association. This award, which recognizes those members of the radio and television industry who have made outstanding contributions to their profession and the game during their hockey broadcasting careers, is recognized by a plaque in the Hockey Hall of Fame in Toronto.

On October 2, 2006, Miller received a star on the famous Hollywood Boulevard Walk of Fame. On February 4, 2002, Miller was inducted into the Southern California Sports Broadcasters Hall of Fame, where he served as that organization's President for five years. Miller has also been named the top Television Play-by-Play Announcer in Southern California 10 times (including 2015), and in 2014 he earned that club's Special Achievement Award. In 2011, Miller was inducted into the California Sports Hall of Fame and in 2017 the Television Academy selected Miller as the recipient of the Governor's Award.

In 1998, to commemorate his 25 years of loyal service to the organization, Miller was honored by having the STAPLES Center press box named after him and was presented with a "lifetime contract" by the club, and in 1997, Miller was named as one of the six inaugural members of the Kings Hall of Fame during the organization's 30th Anniversary celebration. The National Sportscasters and Sportswriters Association also named him the California Sportscaster of the Year in 1997 and 2002.

In 2013, Miller's second book – *Tales from the Los Angeles Kings Locker Room* – was released. In 2006 he authored the book, *Bob Miller's Tales from the Los Angeles Kings*.

A native of Chicago, Miller received his degree at the University of Iowa where he started his broadcasting career doing Hawkeye football and basketball games. Before joining the Kings, he worked professionally in radio and TV in Milwaukee and Madison, Wisconsin, and was the voice of University of Wisconsin hockey, football and basketball. In 1992, Miller received the honor of being inducted into Wisconsin's Hockey Hall of Fame.

Along with his duties for the Kings, Miller's voice has accented numerous TV and film projects, including "Cheers," "Rollerball," "Miracle on Ice," "The Mighty Ducks" and "The Mighty Ducks 2."

Bob currently serves as a Team Ambassador for the Kings. A resident of West Hills, he and his wife Judy have a married daughter, Kristin, a son Kevin, and they have two grandsons, Kaden and Brennon.

MICHAEL ALTIERI

Senior Vice President, Communications and Broadcasting

Michael Altieri is in his 23rd season with the Kings where he has held numerous positions in the areas of communications, media relations, broadcasting, content development and production since joining the organization in 1995. Currently serving as Senior Vice President, Communications and Broadcasting for AEG Sports, Altieri's scope of responsibility with the Kings includes all Kings communications and media relations efforts, Kings broadcasting partnerships including all National Rightsholders, FOX Sports West and the Kings radio flagship, TalkRadio 790, all day-to-day team travel and logistical operations and all LA Kings player and alumni relations. In addition, Altieri is actively involved in the development of all business operations collateral and the management of the Kings organizational brand identity. He also directs all internal communications, assists in the creation and development of all LA Kings branded content, as well as the day-to-day business operations of all departments as it relates to club revenues. He also serves as the corporate spokesperson for the Kings organization.

A Board Member for the Kings Care Foundation and a member of the NHL's Communications Advisory Board, Altieri originally joined the organization as a Media Relations Assistant, which eventually led to him serving as the Kings primary media contact from 1996-2007. During this time, Altieri led the Kings media relations efforts, highlighted by the team's move to STAPLES Center in 1999 and the organization's hosting of the 2002 NHL All-Star Weekend. He was named to his current position prior to the start of the 2003-04 season and while continuing to oversee the Kings Communications and Broadcasting departments, he has led the Kings efforts in the creation of an internal video and content production department which not only supported the King's popular on-line video platform – Kings Vision – but also developed content for all Kings business entities. In addition, Altieri was actively involved in the concept and launch of LAKingsinsider.com.

Most recently, Altieri was part of the Kings leadership team that helped execute two successful Stanley Cup Finals (2012, 2014), the Kings first outdoor hockey game during the 2014 Stadium Series at Dodger Stadium and the 2017 NHL All-Star Weekend.

Prior to the Kings, Altieri, a graduate of California State University, Long Beach, served as Director of Public Relations for Forum Sports, Inc. (1993-95), where he promoted special events including professional roller hockey, indoor soccer and professional tennis and volleyball exhibitions. He also served as a Public Relations Assistant for the Lakers from 1992-95.

He resides in Torrance with his wife Milli and son Gabriel.

JEFF MOELLER

Senior Director, Communications and Heritage

Jeff Moeller is in his 23rd season overall with the Kings and his 11th as Senior Director of the Communications department, having previously served as director, manager, coordinator and intern. He is active in guiding all facets of the club's communications, publicity, broadcasting and publications factions. In addition, he helps direct the Alumni Association and the club's Heritage efforts.

In 2012 the Kings won the Stanley Cup for the first time and Moeller helped direct the organization's media operations during an unprecedented time in the franchise's then 45-year history. That summer he helped lead the scheduling and management of the Stanley Cup for the 100 days the team took possession of the famous trophy. In 2014, Moeller again played a similar role as it relates to the Cup as the Kings won their second championship.

Moeller has served as a primary liaison between the Kings and the NHL at three major hockey events at STAPLES Center (the 2017 and 2002 NHL All-Star Games and the 2010 NHL Entry Draft) and two Outdoor Games, both in California (at Dodger Stadium in 2014 and in Santa Clara in 2015). He has worked a Kings game in nearly 55 different venues worldwide, and he has traveled as a Kings representative to eight different countries (Russia, Slovenia, Germany, Sweden, Austria, England, Canada and Mexico).

During the 2016-17 season the Kings enjoyed their 50th Anniversary with Moeller playing a key role helping the franchise celebrate their first half century of existence. In 2005 he wrote and produced the Kings' first children's book, "Kyrsten and her Kings."

Prior to joining the Kings, he worked several major accounts for Los Angeles-based Brener Zwikel Associates, including Super Bowl XXXI and both Tyson-Holyfield championship bouts. He also has experience as a PR Game Assistant for the Lakers and Angels, and as a Sports Production Assistant at KCBS-TV in Hollywood. Additionally, his writing has been published in nearly 40 different media outlets.

Moeller is also in his eighth year teaching a Sports Public Relations course at the University of Southern California (USC) for that school's prestigious Annenberg School for Journalism and Communication. Moeller graduated from California Lutheran University with a bachelor's degree in communications.

Jeff lives in El Segundo with his wife Jill, their daughter Sydnee-Anne and son Scott.

MIKE KALINOWSKI
Director, Communications and Media Services

Mike Kalinowski, who is in his 13th season with the Kings and 19th overall in professional hockey, serves as the team's Director of Communications and Media Services, a position he's held since the start of the 2014-15 season. In the past, he has also served in media/public relations roles with the Manchester Monarchs (American Hockey League, 2002-05), the Rockford IceHogs (United Hockey League, 2001-02) and the Mohawk Valley Prowlers (United Hockey League, 1999-01) after initially beginning his hockey career as a play-by-play broadcaster of high school and college hockey in 1995.

For the ninth consecutive season, Kalinowski will serve as the Kings primary traveling media relations contact and he remains the primary media contact when it comes to hockey-related requests. He also plays a lead role in the production of team publications such as the Kings Media Guide in addition to servicing the majority of team practices and morning skates. Additionally, Kalinowski has provided content for LAKings.com and he has also served as a voice-over talent for Kings Vision (Production) as well as the Kings Marketing and Ticketing departments. The native of Alexandria, Minnesota, has also twice filled in as a radio voice for the team on the Kings Radio Network (2010 and 2007).

Highlights of Kalinowski's tenure with the Kings include two Stanley Cup Championships (2012, 2014), three consecutive trips to the Western Conference Finals (2012, 2013, 2014) and two Outdoor Games (at Dodger Stadium in 2014 and in Santa Clara in 2015). He's also worked two major NHL events hosted by STAPLES Center - the 2017 NHL All-Star Game and the 2010 NHL Entry Draft.

While with the Monarchs, Kalinowski played a lead role in the planning and the hosting of the 2005 AHL All-Star Classic. The Monarchs also won the 2005 PRISM Award and led the AHL in attendance in two of Kalinowski's three seasons with the team.

He lives in San Pedro with his wife Nataliya.

EDDIE FISCHERMANN
Manager, Communications and Media Services

Eddie Fischermann is in his fourth season with the Kings and fifth overall season in professional hockey having spent a season working for the Anaheim Ducks in a Media and Communications role.

Fischermann is currently in his first season as the Kings Manager of Communications and Media Services after being elevated from his original position as Supervisor. He takes a lead in producing and distributing Kings media information – including Game Notes, Postgame Notes, the Media Guide, News Releases, the Training Camp and Postseason Guides and manages LAKings.com/media – while also leading game press operations and the department's associates. Additionally, he travels with the team at various points of the season.

The Orange County native graduated from the University of Denver in 2010 with a major in Journalism and a minor in Marketing. Before attending Denver, he played goalie for three years at Shattuck St. Mary's (SSM), graduating from SSM in 2006.

Eddie lives in Huntington Beach with his wife Taryn and their daughter Charlotte.

2017-18
NATIONAL HOCKEY LEAGUE DIRECTORY

GARY BETTMAN
Commissioner

NEW YORK 1185 Avenue of the Americas, 15th Floor, New York, NY 10036
O: 212-789-2000 F: 212-789-2020

TORONTO 50 Bay St., 11th Floor, Toronto, ON M5J 2X8
O: 416-359-7900 F: 416-981-2779

MONTREAL 1800 McGill College Avenue, Suite 2600, Montreal, QC H3A 3J6
O: 514-841-9220

EXECUTIVE

Commissioner: . . . . . **GARY B. BETTMAN**
Deputy Commissioner: . . . . . **WILLIAM DALY**
Senior Executive Vice President of Hockey Operations: . . . . . **COLIN CAMPBELL**

COMMUNICATIONS (@PR_NHL)

GARY MEAGHER, Executive Vice President, Communications
O: 416-359-7960, C: 416-729-4700, gmeagher@nhl.com

FRANK BROWN, Group Vice President, Communications
O: 212-789-2042, C: 347-853-4390, fbrown@nhl.com
* Commissioner's Office requests

JOHN DELLAPINA, Group Vice President, Communications
O: 212-789-2115, C: 917-363-7988, jdellapina@nhl.com
* Department of Player Safety requests and general hockey inquiries

JAMEY HORAN, Senior Vice President, Event Communications & Player Development
O: 212-789-2785, C: 646-652-9981, jhoran@nhl.com
* Deputy Commissioner requests and event/player development inquiries

JENNIFER NEZIOL, Vice President, Corporate Communications
O: 416-359-7912, C: 416-275-9182, jneziol@nhl.com
* Corporate & strategic business inquiries

BENNY ERCOLANI, Statistician & Information Officer
O: 416-359-7963, C: 416-729-5666, bercolani@nhl.com

GREG INGLIS, Senior Director, News Services
O: 212-789-2065, C: 347-853-2461, ginglis@nhl.com
* Editorial content/research

NIRVA MILORD, Director, Communications
O: 212-789-2123, C: 917-715-6187, nmilord@nhl.com
* Corporate communications and entertainment publicity

JENNIFER MOAD, Director, Communications
O: 416-359-7961, C: 416-527-2852, jmoad@nhl.com

CHRIS WOJCIK, Director, Event Communications & Player Development
O: 212-789-2097, C: 646-285-7711, cwojcik@nhl.com
* Event inquiries

JULIE YOUNG, Director, Communications
O: 416-359-7964, C: 416-605-3550, jyoung@nhl.com
* Hockey Operations and Officiating requests

TREVOR BJERGSO, Senior Manager, Communications
O: 416-359-7965, C: 416-540-5306, tbjergso@nhl.com
* Social media inquiries and Central Scouting requests

DAVID KEON, Senior Manager, Communications
O: 416-359-7962, C: 416-729-5665, dkeon@nhl.com
* International credentials

CHRIS ACKROYD, Manager, Communications
O: 416-359-7978, C: 437-777-9296, cackroyd@nhl.com
* In-game communications

JOSH BERNSTEIN, Manager, Communications
O: 212-789-2609, C: 516-528-8365, jbpr@nhl.com
* Editorial content/research and Morning Skate

CASEY BLOSSOM, Manager, Event Communications & Player Development
O: 212-324-8112, C: 646-634-1311, cblossom@nhl.com

BRENDON CROSSMAN, Manager, Communications
O: 416-359-7903, C: 416-702-4645, bcrossman@nhl.com
* In-game communications

JASMINE GHAFOUR, Manager, Communications
O: 416-359-7968, C: 647-808-4876, jghafour@nhl.com

DYLAN COOPER, Coordinator, Communications
O: 416-359-7978, C: 289-423-5202, dcooper@nhl.com
* In-game communications

MEGAN COOPER, Coordinator, Event Communications & Player Development
O: 212-324-8161, mcooper@nhl.com

JEFF DAY, Coordinator, Event Communications & Player Development
O: 212-789-2108, C: 914-552-1660, jday@nhl.com

GINA MORRA, Assistant, Event Communications & Player Development
O: 212-789-2690, gmorra@nhl.com

NHL 2017-18 ON-ICE OFFICALS

REFEREES

NAME	No.
ANDERSON, REID*	49
BRENK, JACOB	26
CHARRON, FRANCIS	6
CHMIELEWSKI, TOM	18
DWYER, GORD	19
FURLATT, ERIC	27
HANSON, TREVOR	14
HEBERT, GHISLAIN	22
HEBERT, JEAN	15
JACKSON, DAVE	8
JOANNETTE, MARC	25
KOWAL, TOM	32
KOZARI, STEVE	40
LAMBERT, PIERRE*	47
L'ECUYER, FREDERICK	17
LEE, CHRIS	28
LEGGO, MIKE	3
LUXMORE, THOMAS JOHN	21
MACDOUGALL, PETER*	45
MCCAULEY, WES	4
MCISAAC, JON	2
MEIER, BRAD	34
MORTON, DEAN	36
NICHOLSON, KENDRICK	30
O'HALLORAN, DAN	13
O'ROURKE, DAN	9
PEEL, TIM	20
POCHMARA, BRIAN	16
POLLOCK, KEVIN	33
RANK, GARRETT	7
REHMAN, KYLE	10
ROMASKO, EVGENY*	39
ROONEY, CHRIS	5
SCHLENKER, CHRIS*	48
SKILLITER, GRAHAM	24
SOUTH, FURMAN*	44
ST-LAURENT, FRANCOIS	38
ST. PIERRE, JUSTIN	12
SUTHERLAND, KELLY	11
VOSS, CAMERON*	41
WALSH, IAN	29
WATSON, BRAD	23

LINESMEN

NAME	No.
ALPHONSO, SHANDOR	52
AMELL, DEREK	75
BARTON, STEVE	59
BERG, DEVIN	87
BRISEBOIS, DAVID	96
CAMERON, LONNIE	74
CHERREY, SCOTT	50
CORMIER, MICHEL	76
DAISY, RYAN	81
DEVORSKI, GREG	54
DRISCOLL, SCOTT	68
GALLOWAY, RYAN	82
GAWRYLETZ, BRANDON	64
GIBBONS, RYAN	58
GIBBS, DARREN	66
HENDERSON, DON	91
HEYER, SHANE	55
KNORR, TRENT	63
KOVACHIK, BRAD	71
MACH, BRIAN	78
MACPHERSON, MATT	83
MILLER, STEVE	89
MILLS, BEVAN*	53
MURCHISON, KIEL	79
MURPHY, BRIAN	93
MURRAY, JONNY	95
NAGY, KORY	97
NANSEN, DEREK	70
NOWAK, TIM	77
PANCICH, BRYAN	94
RACICOT, PIERRE	65
RODY, VAUGHAN	73
SERICOLO, ANTHONY	84
SMITH, ANDREW	51
SHEWCHYK, MARK	92
SUCHANEK, LIBOR*	60
WHELER, MARK	56

*Minor league official

AEG

ALL-TIME TOP TEN

Goalie Save Percentage

1	**Jonathan Quick**	.916
2	Jamie Storr	.910
3	Stephane Fiset	.907
4	Felix Potvin	.905
5	Jason LaBarbera	.904
6	Rogie Vachon	.901
7	Mathieu Garon	.898
8	Byron Dafoe	.895
	Kelly Hrudey	.895
10	Wayne Rutledge	.893

About AEG

Headquartered in Los Angeles, California, AEG is the world's leading sports and live entertainment company. With offices on five continents, AEG operates in the following business segments: AEG Facilities, which is affiliated with or owns, manages or consults with more than 120 preeminent arenas, stadiums, theaters, clubs and convention centers around the world including The O2 Arena, the Sprint Center and the Mercedes-Benz Arenas; AEG Presents, which is dedicated to all aspects of live contemporary music performances, including producing and promoting global and regional concert tours, music and special events and world-renowned festivals; AEG Real Estate, which develops world-class venues, as well as major sports and entertainment districts like STAPLES Center and L.A. LIVE; AEG Sports, which is the world's largest operator of sports franchises and high-profile sporting events; and AEG Global Partnerships, which oversees worldwide sales and servicing of sponsorships including naming rights, premium seating and other strategic partnerships. Through its worldwide network of venues, portfolio of powerful sports and music brands, AXS.com ticketing platform, AXS cable television channel and its integrated entertainment districts, AEG entertains more than 100 million guests annually. More information about AEG can be found at AEGworldwide.com.

About L.A. LIVE

L.A. LIVE is a 4 million square foot / $3 billion downtown Los Angeles sports and entertainment district adjacent to STAPLES Center and the Los Angeles Convention Center featuring The Novo by Microsoft, a 2,300 capacity live music venue, Microsoft Theater, a 7,100-seat live theatre, a 54-story, 1001-room convention "headquarters" destination (featuring The Ritz-Carlton, Los Angeles and JW Marriott Los Angeles at L.A. LIVE hotels and 224 luxury condominiums – The Ritz-Carlton Residences at L.A. LIVE – all in a single tower), the GRAMMY Museum, the 14-screen Regal L.A. LIVE: A Barco Innovation Center, broadcast facilities for ESPN along with entertainment, residential, restaurant and office space. Developed by Los Angeles-based AEG, L.A. LIVE, considered to be the nation's most active 'live content and event campus,' also features 260,480 sf of conference center and ballroom facilities, a 100,000 sf special events deck, the famous Lucky Strike Lanes and Lounge, the celebrity owned Conga Room, a one-of-a-kind GRAMMY Museum, saluting the history of music and the genre's best known awards show all centered around Microsoft Square, a 40,000 sf outdoor event space. L.A. LIVE showcases more events, award shows, sporting competitions, concerts and hospitality options than any other destination in the world. Visit L.A. LIVE today at LAlive.com.

STAPLES Center is entering its eighteenth year and is has undoubtedly developed an unrivaled reputation for excellence while establishing itself as the Sports and Entertainment Center of the World. Beginning with Bruce Springsteen and the E Street Band's opening night concert on October 17, 1999, more than 50 million guests have come to the AEG-owned and operated STAPLES Center to attend a schedule of prestigious concerts, sporting events, award shows, family shows and other major attractions unmatched by any arena.

As the home of four professional sports franchises, the NBA's Los Angeles Lakers and Los Angeles Clippers, the NHL's Los Angeles Kings, and the WNBA's Los Angeles Sparks, STAPLES Center has proven to be a home court advantage for the local teams with the Lakers capturing five NBA Championships and the Kings winning two Stanley Cups since 1999 while, the Sparks captured back-to-back WNBA Championships in their first two STAPLES Center campaigns and brought home their third WNBA Championship in June 2016.

STAPLES Center continues to distinguish itself as the host of major, high-profile events of national and international distinction including the 2004 & 2011 NBA All-Star Weekends, the 2002 & 2017 NHL All-Star Games and 2010 NHL Draft, 2002 U.S. Figure Skating Championships, the 2000 Democratic National Convention, 2009 ISU World Figure Skating Championships, seventeen of the last eighteen GRAMMY Award shows, eleven X Games competitions, four WTA Tour Championships, 12 Pac 12 Men's Basketball Championship tournaments, 2013 NCAA Division I Men's Basketball Championship West Regional and the Michael Jackson Public Memorial Service on July 7, 2009.

STAPLES Center's first seventeen years have also been marked with performances and special events that brought international stature to Los Angeles' sports & entertainment icon including concerts starring Taylor Swift, Adele, Mana, Prince, U2, Garth Brooks, Beyoncé, Usher, Paul McCartney, Don Henley, Bon Jovi, Madonna, Christina Aguilera, Justin Timberlake, Phil Collins, the Rolling Stones, Dave Matthews, Britney Spears, Rod Stewart, Eric Clapton, Janet Jackson, Jay-Z, Simon & Garfunkel, Van Halen, Dixie Chicks, John Mayer, Shania Twain, Peter Gabriel, Ricky Martin, Tina Turner, Kanye West, Luis Miguel, Billy Joel, Lionel Ritchie, Reba McEntire, Crosby, Stills, Nash & Young, Faith Hill & Tim McGraw, Kenny Chesney, Rod Stewart, Tool, Shakira, Depeche Mode, Cher, Bette Midler, Lady Gaga, Keith Urban, Mariah Carey, Eurythmics, Googoosh, The Police, Beyonce, Bob Seger, Lady Antebellum, Katy Perry, Marco Antonio Solis, and a (millennium) New Year's Eve spectacular starring the Eagles, Jackson Browne and Linda Ronstadt; world championship boxing including Lennox Lewis vs. Vitali Klitschko for the World Heavyweight Championship and the first-ever Latin Grammy Awards. In addition, the arena has hosted multiple sold-out WWE dates, UFC 39 and UFC on FOX, Disney on Ice, Walking with Dinosaurs and the Harlem Globetrotters.

Through the charitable endeavors of STAPLES Center Foundation, dynamic and life changing programs and services that focus on education, mentorship, healthy living, and healthcare, have been provided to children and families throughout Los Angeles with a special emphasis on supporting low income neighborhoods surrounding the arena.

More than $10 million in grants and in-kind support has been pledged to support several local charities and community-based organizations with a goal of changing lives and saving lives. STAPLES Center Foundation works diligently to assist charities in raising funds, developing resources, increasing awareness, and highlighting their community impact. The foundations philanthropic reach has impacted organizations such as 10th Street Elementary, Inner City Arts, Salvation Army Red Shield Youth & Community Center, The Midnight Mission, and several local hospitals. Anchor Tenants, including the LA Kings, Los Angeles Lakers, Los Angeles Clippers and Los Angeles Sparks, assist in creating once in a lifetime fundraising opportunities and experiences for our charity partners and community members.

STAPLES Center and L.A. LIVE serve as the hub for community engagement during the holiday season, and supports employee volunteerism activities such as a company-wide Day of Service. Through a partnership with City Year, employees volunteer to refurbish local public schools by providing supplies, painting, cleaning and gardening services. During AEG's Season of Giving, held throughout the month of December, the Foundation spotlights more than two dozen local charities and community-based organizations and provides non-profits a platform to collect food, hold blood drives, register volunteers, educate the public and sign up mentors with the Microsoft Square, its ice skating rink, STAPLES Center and the holiday tree as the backdrop.

STAPLES Center has been designed with the fans of Los Angeles in mind. Guests who attend events are treated to the finest entertainment experience imaginable. The arena has free public Wi-Fi powered by Verizon, over 840 Toshiba flat panel televisions and (as part of a specially designed $1.5 million facility sound system) 675 separate speakers outside of the seating area, so fans never miss any of the sights or sounds of a STAPLES Center event. Also featured is a $2 million specialty lighting package and other state-of-the-art amenities. In 2010, STAPLES Center unveiled their new $10 million center-hung video LIVE 4HD Scoreboard specially designed for the arena.

Along STAPLES Center's five concourses are 23 refreshment stands offering a variety of dining choices including the Smokehouse BBQ on City View Terrace, a one-of-a-kind outdoor dining experience with a spectacular view of L.A. LIVE and of the downtown Los Angeles skyline. The TEAM LA store located on the main concourse is a retail store featuring official merchandise from the teams and events that call STAPLES Center home with satellite locations throughout the facility and L.A. LIVE. Finally, the arena provides 55 public restrooms including three "family" restrooms.

Perhaps the greatest emphasis throughout STAPLES Center's development has been the recruitment and training of its guest services staff. The STAPLES Center experience is second-to-none from the entertainment environment to the staff's commitment to making every guest's visit a memorable one. Never before has an arena had the amenities, features and commitment to quality service that STAPLES Center offers to the fans and the City of Los Angeles. STAPLES Center continues to set new standards for the arena industry.

Located directly across the street from STAPLES Center is L.A. LIVE, a one-of-a-kind sports, and entertainment district in downtown Los Angeles. The four million square foot destination features Microsoft Theater, The GRAMMY Museum, Conga Room and The Novo, giving L.A. LIVE 'more music per square foot' than anywhere else in the world. The district offers a rich mix of local, regional and national restaurants including Wolfgang Puck Bar and Grill, Rosa Mexicano, Yard House, Katsuya, Fleming's Prime Steakhouse & Wine Bar, Rock 'N Fish, Lawry's Carvery, Cleo, Live Basil Pizza, Tom's Urban, Smashburger, Red Mango, Triple 8 China Bar & Grill, Starbucks and BOCA at the Conga Room, WP24 and others. L.A. LIVE also features 100,000 sf special events deck and the famous Lucky Strike Lanes and Lounge. The development also includes a 54-story, 1001-room convention "headquarters" hotel (combining JW Marriott and ¬The Ritz-Carlton brands and 224 luxury condominiums – The Ritz Carlton Residences at L.A. LIVE.), the 14-screen Regal Cinemas L.A. LIVE Stadium 14 theatre featuring the Premier House, along with ESPN's West Coast broadcast headquarters. Also home to annual award shows including the EMMYS, ESPY's, People's Choice, BET Awards and American Music Awards, L.A. LIVE is recognized worldwide for offering an incomparable and unforgettable entertainment experience.

STAPLES CENTER – VITAL STATISTICS

1111 South Figueroa
(corner of Figueroa and
Chick Hearn Court)
(213) 742-7100
TDD/TTY:
(213) 742-7TTY (742-7889)
Box office: (213) 742-7340
TEAM LA store:
(213) 742-7852 (open daily)
staplescenter.com

SEATING
- 18,997 for Los Angeles Lakers
- 19,060 for Los Angeles Clippers
- 18,230 for Los Angeles Kings
- 12,947 for Los Angeles Sparks
- 20,000 for Concerts
- 20,000 for Boxing
- 154 Private Suites on the Delta Suite Levels
- 16 Event Suites (available on an event by event basis)
- 20 Premier Lounges at San Manuel Club
- 7 Premier Tables at San Manuel Club
- 2,589 Premier Seats
- 2/3 of arena seating is in the lower level

ATTENDANCE & EVENT FACTS
- Hosted over 4,000 events since October 17,1999
- Over 50 Million Fans have visited STAPLES Center

FAN CONVENIENCES
- Free Public Wi-Fi powered by Verizon
- 5 concourses: two public, three private
- 23 refreshment stands
- 55 restrooms
- LIVE 4HD Scoreboard designed exclusively for STAPLES Center it is a one-of-a- kind comprehensive 8-screen arena scoreboard includes what is believed to be one of the largest indoor center-hung High Definition scoreboard video screen installation in the world
- 10 elevators
- 11 escalators
- Wells Fargo Banking Service Center (located on west side on Main Concourse)
- TEAM LA store featuring official merchandise of the Los Angeles Lakers, Kings, Clippers, Sparks, special events and STAPLES Center.
- 800 Toshiba flat screen televisions
- 3,300 parking spaces owned or operated by STAPLES Center within four blocks of the arena (less than an eight minute walk)
- Smoke House BBQ (Patio dining located at north end of Upper Concourse)
- Golden Road Brew House (located on the Main Concourse)
- San Manuel Club (located on Suite Level A, Exclusive to Suite Ticket and Premier Seat Holders)
- Lexus Club (located on Suite Level A, By Private Membership Only)
- The Centurion Suite by American Express (located on Suite Level B, American Express Platinum Card and Centurion Members Only)
- Hyde Lounge (located on Suite Level C, Private Club)
- New Era D-Lab (located on the exterior of STAPLES Center at the corner of Figueroa Street and 11th Street, open daily)

EVENT FACILITIES
- 15,000 square foot marshalling area
- Access for eight television production trucks
- 12 dressing/locker rooms
- Team-exclusive locker rooms for the Los Angeles Kings, Los Angeles Lakers, Los Angeles Clippers & Los Angeles Sparks
- Complete television control room – including HD broadcast capabilities

BUILDING DIMENSIONS
- Over one million square feet
- 10-acre site
- 764 feet from office prow to rear of arena
- 502 feet from end to end of super truss
- 150 feet from event floor to highest point of roof

STATE- OF- THE-ART TECHNOLOGY
- Free public Wi-Fi to all guests and fans powered by Verizon
- Over 840 Toshiba flat screen televisions
- LIVE 4HD Scoreboard by Panasonic with eight HD Screens and is believed to be one of the largest arena center-hung scoreboards in the world
- Fully digital television production control room
- $2 million specialty lighting package
- $3.4 million JBL Harmon facility sound system
- 34 fixed broadcast camera positions
- DIRECTV provides programming throughout arena
- 79 media patch panels
- 148,000 feet of fiber optic cable servicing STAPLES Center

TOTAL COST
- $407 million

FASTEST CHANGEOVER
- Hockey to Basketball: 1 hour, 50 minutes
- Basketball to Basketball: 1 hour
- STAPLES Center has completed over 180 doubleheaders in seventeen seasons
- Total crew size is 45 people for a conversion, which includes conversion crew, event crew, maintenance and engineering

PRESS AREAS
- Chick Hearn Press Room
- Bob Miller Press Box
- Nick Nickson Broadcast Center
- Ralph Lawler Media and Team Member Entrance

CONSTRUCTION STATS
- 2,500 tons of structural steel
- 19 ½ million pounds of rebar
- 73,000 cubic yards of concrete
- 2,950 pre-cast concrete pieces
- 14 miles of telephone/data cable
- 2,865,000 square feet of drywall
- 3,800,000 feet of broadcast production cable
- 32,500 square yards of carpeting
- 81,000 square feet of Terrazzo tile

PROJECT
- AEG and L.A. Arena Company – owner/developer
- PCL Construction – general contractor
- NBBJ Sports and Entertainment - architects

ARENA HIGHLIGHTS
- Over 4,000 events from October 17, 1999 through December 31, 2016
- Over 55 million guests have entered through STAPLES Center's turnstiles in fourteen seasons
- STAPLES Center named "Best New Major Concert Venue" – Jan. 2000
- STAPLES Center named "Arena of the Year" – Jan. 31, 2001
- STAPLES Center named "Arena of the Year" in 2001 & 2002

KEY DATES & ARENA HIGHLIGHTED EVENTS
- Staples Inc., becomes "Naming Rights Partner": December 1, 1997
- Groundbreaking: March 26, 1998
- Ribbon Cutting Ceremony – October 16, 1999
- First Public Event: October 17, 1999 – Bruce Springsteen and the E Street Band
- First Hockey Game: October 20, 1999 – Los Angeles Kings vs. Boston Bruins
- First Regular Season NBA Basketball Games:
  November 2, 1999 –
  Los Angeles Clippers vs. Seattle Supersonics
  November 3, 1999 –
  Los Angeles Lakers vs. Vancouver Grizzlies
- GRAMMY Awards (17 Total – 17 of the 18 shows) – Feb. 23, 2000, Feb 21, 2001, Feb. 27, 2002, Feb. 8, 2004, Feb. 13, 2005, Feb. 8, 2006, Feb. 11, 2007, Feb.10, 2008, February 8, 2009, January 31, 2010, February 13, 2011, February 12, 2012, February 10, 2013, January 26, 2014, February 8, 2015, February 15, 2016, February 12, 2017
- Oscar de la Hoya vs. "Sugar" Shane Mosley Championship Fight – June 17, 2000
- Los Angeles Lakers win NBA Championship at home – June 19, 2000
- 2000 Democratic National Convention – August 14-17, 2000
- First Ever Latin Grammy Awards – September 1, 2000
- First Regular Season WNBA Basketball Game – June 5, 2001
- Los Angeles Sparks win WNBA Championship – September 1, 2001
- 2002 U.S. Figure Skating Championships – January 6-13, 2002
- 52nd NHL All-Star Game – February 2, 2002
- Pac-12 Basketball Tournament (11 Total) – March 7-9, 2002, March 13-15, 2003,
- March 11-13, 2004, March 10-12, 2005, March 8-11, 2006, March 7-10, 2007,
- March 12-18, 2008, March 11-14, 2009, March 10-13, 2010, March 9-12, 2011,
- March 7-10, 2012
- WTA Tour Championships (4 Total) – Nov. 6-11, 2002, Nov. 5-10, 2003, Nov.10-15, 2004, Nov. 8-13, 2005
- Lennox Lewis vs.Vitali Klitschko, Heavyweight Championship Fight – June 21, 2003
- ESPN X Games (11 Total) – August 14-17, 2003, August 5-8, 2004, August 4-7, 2005, August 3-4, 2006, August 2-3, 2007, July 31- August 1, 2008, July 30-31, 2009, July 29 - August 1, 2010, July 28-31, 2011, June 28-July 1, 2012, August 1-14, 2013
- NBA All-Star Game – February 15, 2004
- Garth Brooks in Concert – Five Benefit Concerts in Two Days, January 25-26, 2008 raising nearly $9 million for fire fighter aid and assistance
- Shane Mosley vs. Antonio Margarito – WBA Welterweight Championship – January 24, 2009
- ISU World Figure Skating Championships – March 24-29, 2009
- Michael Jackson Public Memorial Service – July 7, 2009
- Los Angeles Lakers win NBA Championship at home – June 17, 2010
- Lakers receive 2010 NBA Championship Rings – October 26, 2010
- NBA All-Star Game – February 20, 2011
- Los Angeles Kings win the Stanley Cup Final – June 11, 2012
- MTV Movie Awards – September 6, 2012
- 2013 NCAA Division I Men's Basketball Championship West Regional – March 28 & 30, 2013
- 33 Couples wed on the STAPLES Center arena floor during Macklemore & Ryan Lewis performance on the 56th Annual GRAMMY Awards – January 26, 2014
- Los Angeles Kings win the Stanley Cup Final – June 13, 2014
- UFC 184: Rousey vs. Zingano – February 28, 2015
- NHL All-Star Game – January 29, 2017

TEAM RELATED FACTS
- Los Angeles Lakers have won 5 NBA Championship titles at STAPLES Center
- Los Angeles Sparks have won 3 WNBA Championship titles at STAPLES Center
- Los Angeles Kings have won the Stanley Cup twice at STAPLES Center
- The Lakers, Clippers and Kings have all played at STAPLES Center on the same day three times in the arena's history
  - December 2, 2006 - Kings vs. Ducks at 1:00 p.m. & Clippers vs. Lakers at 7:30 p.m.
  - February 23, 2008 - Kings vs. Blackhawks at 1:00 p.m. & Clippers vs Lakers at 7:30 p.m.
  - January 14, 2017 – Clippers vs. Lakers at 12:30 p.m. & Kings vs. Winnipeg at 7:00 p.m.

STAR PLAZA STATUES INSTALLED
- Wayne Gretzky – October 9, 2002
- Magic Johnson – February 11, 2004
- Oscar De La Hoya – December 1, 2008
- Chick Hearn – April 20, 2010
- Jerry West – February 17, 2011
- Kareem Abdul-Jabbar – November 16, 2012
- Luc Robitaille – March 7, 2015
- Shaquille O'Neal –March 24, 2017

ARENA NAMING RIGHTS PARTNER
- Staples, Inc. – Lifetime of the Arena Naming Rights Deal

ARENA FOUNDING PARTNERS
- American Express
- Anheuser-Busch
- Coca-Cola
- Delta Airlines
- McDonalds
- Toshiba
- San Manuel Casino
- StubHub
- Toyota
- Verizon
- Wells Fargo

STAPLES CENTER FOUNDATION

Through the charitable endeavors of STAPLES Center Foundation, dynamic and life changing programs and services that focus on education, mentorship, healthy living, and healthcare, have been provided to children and families throughout Los Angeles with a special emphasis on supporting low income neighborhoods surrounding the arena.

More than $10 million in grants and in-kind support has been pledged to support several local charities and community-based organizations with a goal of changing lives and saving lives. STAPLES Center Foundation works diligently to assist charities in raising funds, developing resources, increasing awareness, and highlighting their community impact. The foundations philanthropic reach has impacted organizations such as 10th Street Elementary, Inner City Arts, Salvation Army Red Shield Youth & Community Center, The Midnight Mission, and several local hospitals. Building partners, including the Lakers, Clippers, Kings, and Sparks, assist in creating once in a lifetime fundraising opportunities and experiences for our charity partners and community members.

STAPLES Center and L.A. LIVE serve as the hub for community engagement during the holiday season, and supports employee volunteerism activities such as Day of Service. Through a partnership with City Year, employees volunteer to refurbish local public schools by providing supplies, painting, cleaning and gardening services. During Season of Giving, held throughout the month of December, the foundation spotlights local charities and gives non-profit organizations a platform to collect food, hold blood drives, register volunteers, and sign up mentors in Microsoft Plaza at L.A. LIVE with the Kings holiday ice skating rink and STAPLES Center as the backdrop.

The LA Kings are proud to be an integral part of the Los Angeles community both on and off the ice. With the help of players, alumni and staff, the organization is committed to creating opportunities, raising funds and driving awareness for educational, recreational and health-related causes.

A cornerstone of the team's outreach to the community is the Kings Care Foundation (Federal Tax ID #95-4443065), the award winning, non-profit children's charity of the LA Kings. Formed in 1996, the Kings Care Foundation has donated over $11 Million in monetary and in-kind support to local organizations.

Among the foundation's ongoing pledges to the city of Los Angeles are:

- $1,000,000 to Children's Hospital Los Angeles in support of the Neurosurgery and Pathology Departments
- $1,000,000 donation towards capital improvements to Loma Linda Ronald McDonald house in conjunction with the Hope Reigns Foundation
- $1,000,000 to fund a new YMCA Ball Hockey program at all 26 LA locations
- $2,500,000 contribution to Discovery Cube LA to construct and maintain a permanent "Science of Hockey" interactive, education exhibit

In all, the team's efforts are estimated to make a direct impact on the lives of nearly one million children annually.

For more information regarding LA Kings signature community programs or the Kings Care Foundation, please visit **lakings.com/community** or email aellis@lakings.com.

To request a donation item in support of your Los Angeles based charity, please visit **lakings.com/donations**.

A division within AEG, AEG Sports formally organizes the operations of our company's many sports properties under the leadership and strategy of one group.

AEG is a company with many world class assets and properties. From a sports standpoint, our list of sports properties is unrivaled in the industry with both anchor teams in the United States and championship-caliber teams in Europe.

Historic clubs rich in history and expectations, and world-class events that are viewed by millions of sports fans around the world, AEG Sports officially consists of the following hockey teams: the Kings; Ontario Reign; Eisbaren Berlin; LA Galaxy soccer club; and the Amgen Tour of California cycling race.

HISTORY OF AEG AND ITS SPORTS PROPERTIES

ONTARIO REIGN

AEG History – Officially became a property of AEG in 2008 and elevated to the American Hockey League prior to the 2015-16 season.

Team History – The Ontario Reign proudly served as the ECHL affiliate of the Kings for several seasons before becoming the primary minor league affiliate before the 2015-16 season. In their first AHL season, the Reign captured Pacific Division and Western Conference regular-season titles and advanced to the Western Conference Final in the Calder Cup Playoffs. The following season, the Reign entered the playoffs for the second consecutive year, reaching the Pacific Division Semifinals. Entering the 2017-18 campaign, the Reign celebrate the 10th anniversary of professional hockey in the Inland Empire and hold the highest season seat member base in team history.

Located 40 miles east of Los Angeles, the Reign play at the state-of-the-art Citizens Business Bank Arena, hosting more than 9,400 fans. The close proximity to the Kings benefits both organizations as nine players during the 2015-16 season and 10 players last season moved between the two clubs and Adrian Kempe, Paul LaDue and Jonny Brodzinski made their NHL debuts. In addition to on-ice success, the Reign set numerous attendance records in each of their first two AHL seasons and earned the league's Award of Excellence in Community Relations in the Western Conference last summer.

EISBAREN BERLIN

AEG History – Acquired by AEG on September 3, 1999, and a 15-time East German Hockey Champion as Dynamo Berlin.

Team History – A record seven-time DEL Champion (2005, 2006, 2008, 2009, 2011, 2012, 2013), Eisbaren (Polar Bears) Berlin continues to set the standard for excellence as they have also been the top team in the regular season eight times (1998, 2003, 2004, 2006, 2009, 2010, 2012, 2013). In 2008 they captured the German Cup and in 2010 they were the European Trophy winner.

CHAMPIONSHIPS

Since AEG was formed, we have 23 championships amongst all of our teams:

Kings . . . . . Two Stanley Cups (2012, 2014)

Manchester Monarchs . . One Calder Cup (2015)

Eisbaren Berlin . . . . . Seven DEL Championships (2005, 2006, 2008, 2009, 2011, 2012, 2013)

Galaxy . . . . . Five MLS Cups (2002, 2005, 2011, 2012, 2014)

Lakers . . . . . Five NBA Championships (2000, 2001, 2002, 2009, 2010)

Sparks . . . . . Three NBA Championships (2001, 2002, 2016)

2017-2018 ONTARIO REIGN CLUB DIRECTORY

Ontario Reign
901 Via Piemonte, Suite 370
Ontario, CA, 91764

Citizens Business Bank Arena
4000 Ontario Center Parkway
Ontario, CA 91764

HOCKEY OPERATIONS

Kings Assistant General Manager/Reign General Manager . . . . . Michael Futa
Director of Hockey Operations . . . . . Hubie McDonough
Head Coach . . . . . Mike Stothers
Assistant Coach . . . . . David Bell
Athletic Trainer/Strength and Conditioning Coach . . . . . Jeff Andrews
Equipment Manager . . . . . Trevor Simpson
Video Coordinator . . . . . Patrick Dolan

FRONT OFFICE

President . . . . . Darren Abbott
Senior Director of Business Development & Strategy . . . . . Ryan Miller
Senior Director of Corporate Sales . . . . . Laura Tolbirt
Senior Director of Ticket Operations . . . . . Jasmyn Wilson
Senior Finance & Operations Manager . . . . . Steve Fraser
Manager, Ticket Sales . . . . . Daniel Hernandez
Director of Communications and Broadcasting . . . . . Joseph Zakrzewski
Supervisor, Game Operations . . . . . Al Raitt
Manager of Group Sales and Strategy . . . . . Nate Downer
Senior Group Sales Account Executive . . . . . Steven Minucci
Manager, Season Ticket Service & Retention . . . . . John Payne
Senior Service Executive, Season Ticket Service & Retention . . . . . Jonathan Hawks
Service Executive, Season Ticket Service & Retention . . . . . Derek Keegan
Service Executive, Season Ticket Service & Retention . . . . . Eryn Johnson
Service Executive, Season Ticket Service & Retention . . . . . Kat Coykendall
Senior Account Executive, Season Tickets . . . . . Jack McFarland
Account Executive, Season Tickets . . . . . Mark Bland
Account Executive, Season Tickets . . . . . Alyssa Dome
Group Sales Account Executive . . . . . Parker McIntyre
Group Sales Account Executive . . . . . Kylie McLogan
Group Sales Account Executive . . . . . Eric Garcia
Community Relations Coordinator . . . . . Jamie Coleman
Ticket Operations Coordinator . . . . . Kiley Sullivan
Senior Account Executive, Corporate Sales and Broadcasting . . . . . Cameron Close
Corporate Partnerships Activation Executive . . . . . Devon Rennie
Finance Coordinator . . . . . Katie Miller

TEAM INFORMATION

2016-17 Record . . . . . 36-21-10-1, 83 pts
3rd Pacific Division
6th Western Conference
Founded . . . . . February 26, 2008
Home Ice . . . . . Citizens Business Bank Arena
Opened . . . . . October 25, 2008
Seats for Hockey 9,491
Team Colors . . . . . White, Black, Silver
NHL Affiliate . . . . . Los Angeles Kings
ECHL Affiliate . . . . . Manchester Monarchs

For the Reign 2017-18 regular season schedule, visit OntarioReign.com

2017-2018 MANCHESTER MONARCHS CLUB DIRECTORY

Manchester Monarchs
66 Hanover Street, Suite 201
Manchester, NH 03101
Phone: 603-626-7825
Fax: 603-626-7022

SNHU Arena
555 Elm Street
Manchester, NH 03101

HOCKEY OPERATIONS

Head Coach & Director of Hockey Operations . . . . . Rich Seeley
Assistant Coach . . . . . Jeff Giuliano
Athletic Trainer/Strength & Conditioning Coach . . . . . Matt Hunter
Equipment Manager . . . . . Zac Guercia

FRONT OFFICE

CEO . . . . . Brian Cheek
Vice President of Partnerships . . . . . Jason Jones
Vice President of Sales & Operations . . . . . Jared Abbott
Director of Premium Services . . . . . Stephanie Loebl
Director of Marketing & Community Relations . . . . . Matt Johnson
Manager of Game Content & Video Production . . . . . Dominique Del Prete
Ticket Operations & Office Manager . . . . . Melanie Schron
Account Executive, Ticket Sales & Retention . . . . . Tom Beaudoin
Account Executive, Ticket Sales & Retention . . . . . Matt DaSilva
Group Sales Account Executive . . . . . Parker Wheeler
Public Relations Assistant . . . . . Emily Schuchart
Inside Sales Representative . . . . . Alex McKinnon
Inside Sales Representative . . . . . Elisabeth Swanholm
Inside Sales Representative . . . . . Semir Sandzic

BROADCASTER

Radio Play-by-Play Announcer . . . . . Ken Cail

TEAM INFORMATION

2016-17 Record . . . . . 37-24-7-4, 85 pts.
Founded . . . . . June 2000
Home Ice . . . . . SNHU Arena
Opened . . . . . November 15, 2001
Seats for Hockey 9,852
Rink Dimensions . . . . . 200' x 85'
Press Box Location . . . . . Second Suite level (Suite #27)
Press Box Phone . . . . . (603) 626-4625
Team Colors . . . . . Silver, Black, White, Grey
Radio Flagship . . . . . WGIR 610AM
NHL Affiliate . . . . . Los Angeles Kings
AHL Affiliate . . . . . Ontario Reign

For the Monarchs 2017-18 regular season schedule visit ManchesterMonarchs.com

KINGS ALL-TIME MINOR LEAGUE AFFILIATES

Springfield Kings/AHL (1967-73); Springfield Kings/AHL and Portland Buckaroos/WHL (1973-74); Springfield Kings/AHL (1974-75); Fort Worth Texans/CHL (1975-77); Springfield Kings/AHL (1977-79); Binghamton Broome Dusters/AHL (1979-80); Houston Apollos/CHL (1980-81); New Haven Nighthawks/AHL (1981-90); Phoenix Roadrunners/IHL (1990-97); Fredericton Canadiens and Springfield Falcons/AHL, and Long Beach Ice Dogs/IHL (1997-98); Springfield Falcons/AHL and Long Beach Ice Dogs/IHL (1998-99); Lowell Lock Monsters/AHL and Long Beach Ice Dogs/IHL (1999-00); Manchester Monarchs/AHL (2000-01); Manchester Monarchs/AHL and Reading Royals/ECHL (2001-08); Manchester Monarchs/AHL and Ontario Reign/ECHL (2008-15); Ontario Reign/AHL and Manchester Monarchs/ECHL (2015-present).

GARNET "ACE" BAILEY AND MARK BAVIS TRIBUTE

Garnet "Ace" Bailey, who was 53, was set to begin his 33rd season in the NHL as a player or scout. Bailey had enjoyed a tremendous amount of success in both capacities, with seven Stanley Cup rings as proof. Having spent seven years as the Kings' director of pro scouting, Bailey spent the previous 13 years as a scout with the Edmonton Oilers.

Bailey's ability to evaluate NHL talent helped the Oilers to five Stanley Cups in the 1980s. During Edmonton's many great playoff runs, Bailey played the key role of advance scout, supplying detailed information on upcoming opponents.

A veteran of 11 NHL seasons as a player, Bailey broke in with the Boston Bruins during the 1968-69 season and spent five years with the club. While with the Bruins, he was a member of Stanley Cup championship teams in 1969-70 and 1971-72. Bailey also spent parts of two seasons each with the Detroit Red Wings and St. Louis Blues, and three-plus years with the Washington Capitals.

Bailey, who was originally from Lloydminster, Saskatchewan, jumped to the World Hockey Association for the 1978-79 season and joined the Edmonton Oilers, where he was a linemate of teenage phenom Wayne Gretzky.

Ace lived in the Boston suburb of Lynnfield with wife Katherine and son Todd.

The Los Angeles Kings family was deeply shaken and saddened over the loss of Garnet "Ace" Bailey and Mark Bavis, two club scouts who were aboard United Airlines Flight 175 from Boston's Logan Airport on September 11, 2001. Both men sported fantastic personalities and their love for the sport of hockey was evident in their work, and their passion for the Kings helped foster a fun and winning attitude. Both Mark and Ace are incredibly missed indeed.

Mark Bavis, who was 31, was entering his second season as an amateur scout for the Kings. A native of the Boston-area, Bavis played college hockey at Boston University. Prior to joining the Kings he worked as a coach with Chicago of the North American League and as an assistant coach with Harvard of the Eastern College Athletic Conference.

Bavis, who was drafted by the New York Rangers in the ninth round (181st overall) of the 1989 NHL Entry Draft, made his home in West Newton, Massachusetts. He was survived by his mother, Mary; his twin brother, Mike; two brothers, Pat and Johnny; and three sisters, Kelly, Mary Ellen and Kathy.

To help support each of the men and their lasting legacies, please visit The Mark Bavis Leadership Foundation at **markbavisleadershipfoundation.org**, and for information on The Ace Bailey Children's Foundation, please visit **acebailey.org** and follow them **@AceBaileyFdtn**.

LA KINGS® Presented by McDonald's

2017-18 SEASON SCHEDULE

SEPTEMBER 2017

SUN	MON	TUE	WED	THU	FRI	SAT
					1	2
3	4	5	6	7	8	9
10	11	12	13	14	15	*VAN 2:00 PM 16
17	*ARI 7:00 PM 18	19	20	*VAN 4:30 AM 21	*ANA 7:00 PM 22	*VAN 12:30 AM 23
24	25	*VGK 7:00 PM 26	27	*ARI 7:30 PM 28	29	*ANA 7:30 PM 30

OCTOBER 2017

SUN	MON	TUE	WED	THU	FRI	SAT
1	2	3	4	PHI 7:00 PM 5	6	SJS 7:30 PM 7
8	9	10	CGY 7:30 PM 11	12	13	BUF 7:30 PM 14
NYI 7:30 PM 15	16	17	MTL 7:30 PM 18	19	20	CBJ 4:00 PM 21
22	TOR 4:00 PM 23	OTT 4:30 PM 24	25	MTL 4:30 PM 26	27	BOS 4:00 PM 28
29	STL 5:00 PM 30	31				

NOVEMBER 2017

SUN	MON	TUE	WED	THU	FRI	SAT
			1	TOR 7:30 PM 2	3	NSH 7:30 PM 4
5	6	ANA 7:00 PM 7	8	TBL 7:30 PM 9	10	11
SJS 7:30 PM 12	13	VAN 7:30 PM 14	15	BOS 7:30 PM 16	17	FLA 1:00 PM 18
VGK 5:00 PM 19	20	21	WPG 7:30 PM 22	23	ARI 6:00 PM 24	ANA 7:30 PM 25
26	27	DET 4:30 PM 28	29	WSH 4:00 PM 30		

DECEMBER 2017

SUN	MON	TUE	WED	THU	FRI	SAT
					STL 5:00 PM 1	2
CHI 4:00 PM 3	4	MIN 7:00 PM 5	6	OTT 7:30 PM 7	8	CAR 7:30 PM 9
10	11	NJD 4:00 PM 12	13	14	NYR 4:00 PM 15	NYI 4:00 PM 16
17	PHI 4:00 PM 18	19	20	COL 7:30 PM 21	22	SJS 7:00 PM 23
24 31	25	26	27	VGK 7:00 PM 28	29	VAN 7:00 PM 30

JANUARY 2018

SUN	MON	TUE	WED	THU	FRI	SAT
	1	EDM 6:30 PM 2	3	CGY 6:00 PM 4	5	NSH 7:30 PM 6
7	8	9	10	11	12	ANA 7:30 PM 13
14	SJS 1:00 PM 15	16	17	PIT 7:00 PM 18	ANA 7:00 PM 19	20
NYR 7:30 PM 21	22	VAN 7:00 PM 23	CGY 7:00 PM 24	25	26	27
28	29	DAL 5:30 PM 30	31			

FEBRUARY 2018

SUN	MON	TUE	WED	THU	FRI	SAT
				NSH 5:30 PM 1	2	ARI 7:30 PM 3
4	5	6	EDM 7:30 PM 7	8	FLA 4:30 PM 9	TBL 4:00 PM 10
11	12	CAR 4:00 PM 13	14	PIT 4:00 PM 15	16	BUF 10:00 AM 17
18	CHI 5:30 PM 19	WPG 5:00 PM 20	21	DAL 7:30 PM 22	23	EDM 7:00 PM 24
25	VGK 7:30 PM 26	VGK 7:30 PM 27	28			

MARCH 2018

SUN	MON	TUE	WED	THU	FRI	SAT
				CBJ 7:30 PM 1	2	CHI 1:00 PM 3
4	5	6	7	WSH 7:30 PM 8	9	STL 1:00 PM 10
11	VAN 7:30 PM 12	ARI 7:00 PM 13	14	DET 7:00 PM 15	16	NJD 1:00 PM 17
18	MIN 5:00 PM 19	WPG 5:00 PM 20	21	COL 6:00 PM 22	23	EDM 7:00 PM 24
25	CGY 7:30 PM 26	27	28	ARI 7:30 PM 29	ANA 7:00 PM 30	31

APRIL 2018

SUN	MON	TUE	WED	THU	FRI	SAT
1	COL 7:30 PM 2	3	4	MIN 7:30 PM 5	6	DAL 7:30 PM 7

Note: All times Pacific, all dates and times on this schedule subject to change

* Pre-Season Games

Pre-Season Game @ Mercedes-Benz Arena in Shanghai, China

Pre-Season Game @ Huaxi LIVE Wukesong's Le Sports Center in Beijing, China

HOME AWAY

STAPLES Center

›THE ALL-NEW 2018‹

CAMRY

THE GREATEST SHOW NOT ON ICE

LA

TOYOTA

SUITING UP TOGETHER

Toyota. A proud sponsor of the LA Kings for 28 years.

we make it easy™