



**KINGS®**



# 2015-16 MEDIA GUIDE

**WE ARE ALL KINGS**





How far will you take it?


2016 RAV4 HYBRID



SUITING UP TOGETHER

Toyota. A proud sponsor of the LA Kings for 26 years.

***Congratulations to Nick Nickson!***



**2015 FOSTER HEWITT  
AWARD RECIPIENT  
HOCKEY HALL OF FAME**

**NOVEMBER 9, 2015  
TORONTO**

# A LOOK BACK: AWARD SEASON

The Kings enjoyed a strong “award-season” during the 2014–15 campaign. Here is a list of awards the organization garnered during that 12-month period:

Best Team – *Sports Spectacular*

Sports Team of the Year – *Sports Business Awards*

Top Moment – *LA Sports Awards*

Outstanding Achievement Award – *Southern California Sports Broadcasters*

Most Improbable – *ESPN*

Silver Award – *Clio Sports*

Best In–Stadium Opening Video – *National Sports Forum Achievement Award*

Social Responsibility – *ACG Awards*

Walk the Talk Award – *Heal The Bay*

The DV Awards (two):

Winner of the *Long Format in Sports and Extreme Sports* for Stanley Cup Moments Episode 3 – The Comeback and Episode 8 – Champions.

The Aurora Awards:

*Gold Medal* in Use of Specialized Photography for Stanley Cup Moments – Episode 8 – Champions.

The Telly Awards:

*Bronze Award* for Videography/Cinematography in Film/Video for Stanley Cup Moments – Episode 8 – Champions.

*Bronze Award* in TV (FOX Sports West): Live Events – Telly

*Bronze Award* in TV (FOX Sports West): Sports (three different awards) – Telly

Videographer Awards (three):

Kings Vision for 2014 Stanley Cup Moments Awards in *Editing, Sports Feature and Cinematography* categories.

*FOX Sports West* was nominated for three Los Angeles Area Emmy Awards specific to Kings coverage.

On the ice, the Manchester Monarchs of the American Hockey League (AHL) won the organization’s first-ever Calder Cup as *AHL Champions*. The Ontario Reign begin play as the club’s AHL affiliate this year.

# 2015-16

## TABLE OF CONTENTS

Nickson HHOF/A Look Back . . . . . 1-2

Table of Contents . . . . . 3-4

### THE STAFF

Staff Directory . . . . . 6-7

Ownership and Executive Bios . . . . . 8-9

Business Operations Bios, Staff Pics . . . . . 10-15

Hockey Operations Bios, Staff Pics . . . . . 16-27

Broadcaster Bios . . . . . 28-29

Kings Staffers who Played in the NHL . . . . . 30

### THE PLAYERS

Player Bios . . . . . 32-107

Players in the System . . . . . 108-114

Prospects . . . . . 115-117

2015 NHL Draft Selections . . . . . 117

### IN THE COMMUNITY

Kings Care Foundation . . . . . 120-121

Kings Alumni Association . . . . . 122-123

### LAST SEASON

2014-15 Final Stats . . . . . 130

2014-15 Final Standings . . . . . 131

Game-by-Game Results . . . . . 132

Player Game-by-Game Results . . . . . 133-137

2014-15 Season Transactions . . . . . 138

### ALL-TIME RECORDS

Season Reviews . . . . . 140-186

Record Year-by-Year, Home, Road . . . . . 187-188

Record vs. Opponents, Home, Road . . . . . 188-189

Coaching Records, Year-by-Year, Fastest 100 Wins . . . . . 190

All-Time Scoring . . . . . 191-194

All-Time Goaltending . . . . . 195

Leaders Year-by-Year . . . . . 196

Goaltender Leaders Year-by-Year . . . . . 197

All-Time Top Ten, Goal Leaders by Position . . . . . 198-200

Season Bests . . . . . 201-202

Hat Tricks . . . . . 203-204

Shutouts . . . . . 205-206

Team Records, All-Time PP/PK . . . . . 207-209

Individual Player Records . . . . . 210-212

All-Time Streaks . . . . . 213-215

OT Record Year-by-Year, vs. NHL . . . . . 216

OT Goal Scorers . . . . . 217-218

OT Goal Leaders, Career, Current . . . . . 218

Shootouts, Career, 2014-15 . . . . . 219

Shootout Records, vs. NHL . . . . . 220-221

Penalty Shots For . . . . . 222

Penalty Shots Against . . . . . 223

Record Homestands . . . . . 224

Record Road Trips . . . . . 225

Situational Stats . . . . . 226-227

Highest Scoring Games . . . . . 228

Best Months . . . . . 229

Buzzer Beaters, Three Shutouts vs. Kings . . . . . 230

NHL Debuts, Teenagers, Captains . . . . . 231

Opening Night, General Managers . . . . . 232

NHL Award Winners . . . . . 233

Kings All-Stars . . . . . 234

Kings YoungStars . . . . . 235

Kings Team Award Winners . . . . . 236-238

All-Time Roster, Uniform #’s . . . . . 239-243

All-Time Draft Choices . . . . . 244-247

All-Time Trades . . . . . 248-255

Uniform #’s (Numerical) . . . . . 256-260

Attendance Year-by-Year . . . . . 261

Retired #’s . . . . . 263-268

Kings Hall of Fame . . . . . 270-271

### THE PLAYOFFS

Playoff Season Reviews . . . . . 274-292

Record Year-by-Year, Home, Road . . . . . 293-294

Record vs. Opponents, Coaching Records . . . . . 295

Record vs. Opponents, Home, Road . . . . . 296

Playoff History . . . . . 297-299

Playoff Scenarios . . . . . 300

Playoff Scoring . . . . . 301-302

Playoff Goaltending . . . . . 303

All-Time Playoff Top Five . . . . . 304

All-Time Playoff Season Bests . . . . . 305

Playoff Hat Tricks, Shutouts . . . . . 306

Playoff Penalty Shots, Situational Goals . . . . . 307

Playoff Team Records . . . . . 308-311

Playoff Individual Player Records . . . . . 312-314

Playoff Highest Scoring Games . . . . . 315

Playoff OT Record, vs. Opponents . . . . . 316

All-Time Playoff OT Games, Scoring . . . . . 317

All-Time Playoff PP/PK . . . . . 318



## THE OPPONENTS

Directories, Records Year-by-Year,  
Fast Facts..... 320-348

## MEDIA INFORMATION

Media Info ..... 350  
TV/Radio Partners..... 351  
Communications Bios..... 352-353  
NHL Directory..... 354  
NHL On-Ice Officials..... 356

## AEG

AEG ..... 358  
STAPLES Center, Vital Stats ..... 359-361  
STAPLES Center Foundation ..... 362  
AEG Sports..... 363-365  
Ontario Reign..... 366-367  
Manchester Monarchs ..... 368-369  
Bailey/Bavis Tribute ..... 370  
2015-2016 Regular Season Schedule..... 371



# COMMUNICATIONS BROADCASTING CONTENT

## Written & Edited By:

Kings Communications Department  
Mike Kalinowski, Director  
Eddie Fischermann, Supervisor  
Jeff Moeller, Senior Director  
Michael Altieri, Senior Vice President  
Nick Nickson

## Photography:

Andrew D. Bernstein Associates:  
Getty Images

## Special Thanks To:

Nick Salata, Scott Hardyman and Chromatic, Inc.

## Cover Design:

Soda and Lime

## Designed & Produced By:




Chromatic, Inc., Glendale, CA

Follow the Kings Communications Department on Twitter @LAKingsPR



LOS ANGELES KINGS

# THE STAFF



# KINGS 2015-16 STAFF DIRECTORY

**STAPLES Center**  
1111 South Figueroa Street  
Los Angeles, CA 90015  
213-742-7100

**300 Continental**  
300 N. Continental Blvd., Suite 500  
El Segundo, CA 90245  
310-535-4500

**Toyota Sports Center**  
555 North Nash Street  
El Segundo, CA 90245  
310-535-4500

**Building A / AEG Executive Offices**  
800 W. Olympic Blvd., Suite #305  
Los Angeles, CA 90015  
213-763-7700

<b>OWNERSHIP</b>	Owner .....	Philip F. Anschutz
	Owner .....	Edward P. Roski, Jr.
<b>KINGS EXECUTIVE</b>	Alternate Governor .....	Dan Beckerman
	Executive Assistant to Alternate Governor .....	Tanya Brice
<b>HOCKEY OPERATIONS</b>	President/General Manager, Alternate Governor .....	Dean Lombardi
	President, Business Operations, Alternate Governor .....	Luc Robitaille
<b>COACHES</b>	Chief Operating Officer .....	Kelly Cheeseman
	Executive Assistant to President/General Manager .....	Tiffany Frost
<b>PLAYER DEVELOPMENT</b>	Executive Assistant to President, Business Operations .....	Kehly Sloane
	Executive Assistant to Chief Operating Officer .....	Alicia Briones
<b>TRAINING STAFF - MEDICAL</b>	Office Coordinator .....	Kiki Oldani
	Vice President, Assistant General Manager .....	Rob Blake
<b>TRAINING STAFF - CONDITIONING</b>	Vice President, Hockey Operations and Director of Player Personnel .....	Michael Futa
	Special Assistant to the General Manager .....	Jack Ferreira
<b>TRAINING STAFF - EQUIPMENT</b>	Senior Vice President/Hockey Operations and Legal Affairs .....	Jeff Solomon
	Director of Team Operations .....	Marshall Dickerson
<b>MEDICAL</b>	Head Coach .....	Darryl Sutter
	Associate Head Coach .....	John Stevens
<b>SCOUTS/HOCKEY OPERATIONS</b>	Assistant Coach .....	Davis Payne
	Goaltending Coach .....	Bill Ranford
<b>BROADCASTERS</b>	Video Coordinator .....	Samson Lee
	Assistant Video .....	Ethan Fink
<b>COMMUNICATIONS AND CONTENT</b>	Director of Player Development .....	Nelson Emerson
	Senior Advisor/Development Coach .....	Mike O'Connell
<b>FINANCE/HUMAN RESOURCES/IT</b>	Player Development .....	Mike Donnelly
	Goaltender Development .....	Dusty Imoo
<b>GAME PRESENTATION, EVENTS &amp; PRODUCTION</b>	Development Consultant .....	Glen Murray
	Player Assistance .....	Brantt Myhres
<b>GROUP SALES</b>	Head Athletic Trainer .....	Chris Kingsley
	Assistant Athletic Trainer .....	Myles Hirayama
<b>STAPLES Center (18,230 for hockey):</b>	Massage Therapist .....	Thomas Rey
	Head Strength and Conditioning Coach .....	Matt Price
<b>Minor League Affiliates:</b>	Assistant Strength / Development Coach .....	Jeremy Clark
	Head Equipment Manager .....	Darren Granger
<b>AHL: Ontario Reign</b>	Assistant Equipment Manager .....	Dana Bryson
	Assistant Equipment Manager .....	Joe Alexander
<b>ECHL: Manchester Monarchs</b>	Equipment .....	Bobby Halfacre
	Team Physician .....	Dr. Ronald Kvitne
<b>RIGHTSHOLDERS:</b>	Team Internist .....	Dr. Michael Mellman
	Team Ophthalmologist .....	Dr. Jane Semel
<b>TEAM COLORS:</b>	Team Dentist .....	Dr. Ken Ochi
	Chiropractic Consultant .....	Dr. Chad Moreau
<b>SCOUTS/HOCKEY OPERATIONS</b>	Scouting Operations Coordinator/Assistant to the GM .....	Lee Callans
	Senior Pro Scout .....	Rob Laird
<b>STAPLES Center (18,230 for hockey):</b>	Pro Scout .....	Mark Osborne
	Pro Scout .....	David Torrie
<b>Minor League Affiliates:</b>	Director of Amateur Scouting .....	Mark Yannetti
	Director of European Scouting .....	Christian Ruuttu
<b>AHL: Ontario Reign</b>	Amateur Scout - Western Canada .....	Brent McEwen
	Amateur Scout - United States .....	Tony Gasparini
<b>ECHL: Manchester Monarchs</b>	Amateur Scout - Quebec/Maritimes .....	Denis Fugere
	Amateur Scout - Ontario/CIS .....	Chris Byrne
<b>RIGHTSHOLDERS:</b>	Amateur Scout - Northeastern United States .....	Bob Crocker
	Amateur Scout - Ontario .....	Bryan Denney
<b>TEAM COLORS:</b>	Amateur Scout - Europe .....	Niklas Andersson
	Collegiate Scout - Eastern .....	Mark Mullen
<b>SCOUTS/HOCKEY OPERATIONS</b>	Scout - Great Lakes United States .....	Bob Friedlander
	Video Technician .....	Bill Gurney
<b>BROADCASTERS</b>	TV Play-by-Play Announcer .....	Bob Miller
	Radio Play-by-Play Announcer .....	Nick Nickson
<b>COMMUNICATIONS AND CONTENT</b>	TV Analyst .....	Jim Fox
	Radio Analyst .....	Daryl Evans
<b>STAPLES Center (18,230 for hockey):</b>	Senior Vice President, Communications and Broadcasting .....	Michael Altieri
	Senior Director, Communications and Content .....	Jeff Moeller
<b>Minor League Affiliates:</b>	Director, Communications and Media Services .....	Mike Kalinowski
	Supervisor, Communications .....	Eddie Fischermann
<b>AHL: Ontario Reign</b>	Beat Reporter .....	Jon Rosen

<b>FINANCE/HUMAN RESOURCES/IT</b>	Vice President, Finance .....	Joe Leibfried
	Controller, LA Kings and Minor League Hockey Affiliates .....	Scott Sangrey
<b>GAME PRESENTATION, EVENTS &amp; PRODUCTION</b>	Manager, Human Resources .....	Eva Bassett
	Lead Technology Engineer .....	Darshan Parikh
<b>GROUP SALES</b>	Staff Accountant .....	Charles Borjon
	Finance Manager .....	Yvonne Luong
<b>HOCKEY DEVELOPMENT &amp; COMMUNITY RELATIONS</b>	Assistant, Human Resources .....	AnnMarie Francis
	Vice President, Entertainment and Production .....	Danny Zollars
<b>MARKETING</b>	Director, Game Presentation and Events .....	Brooklyn Boyars
	Director, Digital Media and Production .....	Pat Donahue
<b>MARKETING INTELLIGENCE</b>	Senior Manager, Game Presentation and Events .....	Tim Smith
	Manager, Game Presentation and Events .....	Janelle Morgan
<b>SPONSORSHIP SALES AND ACTIVATION</b>	Manager, Production .....	Rob McPherson
	Manager, Digital Media .....	Edward Valencia
<b>TICKET SALES AND SERVICE</b>	Senior Editor .....	Jeff Lewis
	Editor .....	Phillip Radke
<b>STAPLES Center (18,230 for hockey):</b>	Associate Producer .....	Chris Wohlers
	Coordinator, Production and Content .....	Kate Archer
<b>Minor League Affiliates:</b>	Coordinator, Digital Media .....	Alex Kinkopf
	Assistant, Game Presentation and Events .....	April Alba
<b>AHL: Ontario Reign</b>	Music Director .....	Dieter Ruehle
	Public Address Announcer .....	Dave Joseph
<b>ECHL: Manchester Monarchs</b>	Vice President, Group Sales .....	Matt Rosenfeld
	Vice President, Event Suite and Special Event Sales .....	Brian Watson
<b>RIGHTSHOLDERS:</b>	Manager, Event Suite Sales .....	Matt Schuman
	Manager, Group Sales .....	Stephen Fiamengo
<b>TEAM COLORS:</b>	Group Sales Account Executive .....	Nick Sprowls
	Vice President, Hockey Development and Community Relations .....	James Cefaly
<b>SCOUTS/HOCKEY OPERATIONS</b>	Senior Director, Community Relations .....	Jennifer Pope
	Director, Hockey Development .....	Chris Crotty
<b>STAPLES Center (18,230 for hockey):</b>	Manager, Hockey Development and Alumni Relations .....	Sean O'Donnell
	Rink Account Executive, Hockey Development .....	Lauren Wiedmer
<b>Minor League Affiliates:</b>	Rink Account Executive, Hockey Development .....	John Abary
	Event Account Executive, Hockey Development .....	Megan Rivera
<b>AHL: Ontario Reign</b>	Coordinator, Hockey Development .....	Gabby Farrell
	Associate, Hockey Development .....	Nikolette Brannan
<b>ECHL: Manchester Monarchs</b>	Associate, Hockey Development .....	Ilyse Zack
	Manager, Community Relations .....	Amanda Ellis
<b>RIGHTSHOLDERS:</b>	Coordinator, Community Relations .....	Jonathan Anderson
	Senior Vice President, Marketing .....	Jonathan Lowe
<b>TEAM COLORS:</b>	Senior Director, Marketing .....	Heather Bardocz
	Manager, Marketing .....	Dominique DiDia
<b>SCOUTS/HOCKEY OPERATIONS</b>	Vice President, Digital Strategy and Analytics .....	Aaron LeValley
	Director, CRM and Analytics .....	Lisa Rollins
<b>STAPLES Center (18,230 for hockey):</b>	Analyst, Marketing Intelligence .....	Shea Kelly
	Manager, Database Marketing .....	Gretchen Kiker
<b>Minor League Affiliates:</b>	Supervisor, Membership Programs .....	Jason Kitay
	Senior Vice President, Global Partnerships .....	Russell Silvers
<b>AHL: Ontario Reign</b>	Senior Vice President, Global Partnerships .....	Nick Baker
	Vice President, Partnership Sales .....	Josh Veilleux
<b>ECHL: Manchester Monarchs</b>	Vice President, Partnership Activation .....	Nam McGrail
	Director, Partnership Sales .....	Kim Cantor
<b>RIGHTSHOLDERS:</b>	Director, Partnership Sales .....	Adam Pogach
	Sr. Manager, Partnership Activation .....	Therese Nguyen
<b>TEAM COLORS:</b>	Account Executive, Partnership Activation .....	Stephanie Nienhuis
	Account Executive, Partnership Sales .....	Jeff Barash
<b>SCOUTS/HOCKEY OPERATIONS</b>	Vice President, Ticket Sales and Service .....	Mason Donley
	Senior Director, Ticket Operations .....	Elizabeth Hauck
<b>STAPLES Center (18,230 for hockey):</b>	Director, Ticket Operations .....	Samantha Lewis
	Manager, Ticket Sales and Service .....	Brandon Bittel
<b>Minor League Affiliates:</b>	Supervisor, Ticket Sales and Service .....	Courtney Ports
	Supervisor, Ticket Operations .....	Joseph Carlucci
<b>AHL: Ontario Reign</b>	Sr. Season Ticket Service Executive .....	Scott Servetnick
	Sr. Season Ticket Service Executive .....	Cory Romero
<b>ECHL: Manchester Monarchs</b>	VIP Service Executive .....	Melina Kent
	Account Executive, Ticket Sales and Service .....	Lisa Dolan
<b>RIGHTSHOLDERS:</b>	Account Executive, Ticket Sales and Service .....	TJ Cormier
	Account Executive, Ticket Sales and Service .....	Ryan Rock
<b>TEAM COLORS:</b>	Account Executive, Ticket Sales and Service .....	Katie Hazelrigg
	Customer Service and Sales Representative .....	Claire Windler
<b>SCOUTS/HOCKEY OPERATIONS</b>	Customer Service and Sales Representative .....	Michael Brady
	Assistant, Ticket Sales, Service and Operations .....	Cheyenne Cantor

**STAPLES Center (18,230 for hockey):**  
Opened: October, 1999  
Rink Dimensions: 200 feet by 85 feet

**Minor League Affiliates:**  
AHL: Ontario Reign  
ECHL: Manchester Monarchs

**Rightsholders:**  
Television: FOX Sports West  
Radio Flagship: TalkRadio 790 KABC

**Team Colors:**  
Silver, Black, White



LOS ANGELES KINGS

1.888.KINGS.LA | LAKINGS.COM

## PHILIP F. ANSCHUTZ

Owner

Philip F. Anschutz assumed ownership of the Los Angeles Kings in October of 1995. Mr. Anschutz is the owner of The Anschutz Corporation, Denver, Colorado. The company's major business interests are in the fields of natural resources, transportation, real estate development, lodging, entertainment and communications.



## EDWARD P. ROSKI, JR.

Owner

As President and Chairman of the Board of one of the oldest and largest privately held real estate companies in the United States, Edward P. Roski, Jr., took over ownership of the Los Angeles Kings with Philip F. Anschutz in October, 1995. Mr. Roski's expertise in real estate development played a key role as he helped lead the L.A. Arena Company's efforts to create STAPLES Center in Los Angeles.

His company, Southern California-based Majestic Reality Co., was built upon the entrepreneurial vision of his father, Edward P. Roski, Sr., who founded the company in 1948. Majestic, whose corporate offices are located in Los Angeles, has long been a top developer in the area, owning approximately 70 million square feet of commercial real estate across the United States.

A graduate of the University of Southern California in 1962 with a Bachelor of Science degree in Finance and Real Estate, Mr. Roski served as an officer in the United States Marines from 1962 to 1966. Born and raised in Southern California, he is also a graduate of Loyola High School.

Mr. Roski's other involvements include serving on the Board of Governors of the Bowers Museum of Cultural Art; Natural History Museum of Los Angeles County; Board of Trustees of the California Science Center; Board of Trustees of National Geographic Society; Board of Directors of the Los Angeles Sports & Entertainment Commission; Board of Regents, Loyola High School and Chairman Emeritus of the Board of Trustees at the University of Southern California.

An avid cyclist and mountain climber, Mr. Roski and his wife, Gayle, live in Los Angeles.



## DAN BECKERMAN

Alternate Governor

Dan Beckerman serves as President and Chief Executive Officer for AEG, one of the world's leading presenters of sports and entertainment programming, and as Alternate Governor of the Kings.

In addition to oversight of key AEG divisions such as AEG Facilities, AEG Live, AEG Sports, AEG Global Partnerships, AEG Europe, AEG Asia and AEG Digital (including the AXS platform), Beckerman, who reports directly to AEG Founder and Chairman Philip Anschutz, oversees long range planning, acquisitions, financial oversight and

corporate governance while serving on the six member committee that constitutes AEG's Office of the Chairman.

Beckerman most recently served as Chief Operating Officer and Chief Financial Officer for AEG. In this capacity, his responsibilities included overseeing the day-to-day operations for AEG and fiscal planning for its subsidiaries including the LA Kings, STAPLES Center, both of the company's MLS franchises (where he serves as a member of the league's Board of Governors), two minor league hockey franchises, international holdings and AEG Live, the firm's "live" entertainment division. He was also responsible for the financial oversight, long range planning and debt financing for AEG's development projects throughout the world, including The O2 arena and sports & entertainment district (London), Barclaycard Arena (Berlin), Sprint Center (Kansas City), Microsoft Theater (Los Angeles) and L.A. LIVE (a \$3 billion downtown Los Angeles sports & entertainment district) among others.

Since joining the organization in August 1997 as CFO of the Kings, Beckerman has played a key role in the investment of more than \$5 billion to develop facilities such as STAPLES Center, L.A. LIVE, The O2 in London, Barclaycard Arena in Berlin, The Ritz-Carlton/JW Marriott hotels, StubHub Center and BBVA Compass stadium in Houston; the operations of over one dozen sports franchises worldwide; and the creation of AEG Live, the country's second largest live entertainment promotion entity. In each case, he was responsible for financial planning, budgeting, financial reporting and overall analysis for all matters pertaining to each division or company's business plan.

Prior to joining AEG, Beckerman served as Vice President, Finance for the Los Angeles Clippers for two seasons where he was responsible for all financial matters. Previously, he worked as a senior accountant at Arthur Andersen in Los Angeles where he specialized in corporate taxation.

Beckerman received his MBA in Finance from the Anderson School at UCLA. In 1992, he graduated with honors from UCLA with a Bachelors Degree in Economics. He lives in Westwood with his wife and two daughters.



## LUC ROBITAILLE

President, Business Operations, Alternate Governor

Luc Robitaille – a member of the Hockey Hall of Fame – is the highest scoring left wing in NHL history and the all-time Kings leader in goals scored. He is in his ninth season as Kings President, Business Operations.

Robitaille, who had his popular No. 20 jersey retired by the Kings on January 20, 2007, is one of the greatest players in NHL history. He played 19 seasons in the NHL – including 14 with the Kings – and in 1,431 career regular season games with the Kings, Detroit Red Wings (where he won a Stanley Cup in 2002), New York Rangers and Pittsburgh Penguins, had 1,394 points (668-726=1,394). In 159 playoff games, he had 127 points (58-69=127).

Since retiring as a player and assuming his current front office executive position, Robitaille has had a tremendous impact on the Kings Business Operations department, especially in the areas of Sponsorship Sales and Renewal, Fan and Customer Relations, Game Entertainment, Media Relations and Broadcasting. Since 2007-08, the Kings have increased their number of sellouts at STAPLES Center each full season, and the team entered the 2015-16 season with a club record sellout streak of 161 straight games, dating back to December 3, 2011, while enjoying record revenues on the whole. This past season, the Kings were named the Sports Team of the Year at the Sports Business Journal's Sports Business Awards event. Robitaille has also been at the front of a revamped Kings Community Relations department including the club's strategic Kings Care community partnerships, which is highlighted by the Kings \$500,000 commitment to the Children's Hospital Los Angeles' blood program. He has also helped direct the reorganization of the LA Kings Alumni Association while helping spearhead the popular Legends Night Series.

Robitaille serves as an Alternate Governor with the Kings and he is an active liaison when it comes to the Kings communication with the National Hockey League. He has been a driving force behind unique events including the 2010 NHL Entry Draft at STAPLES Center and LA Kings Hockey Fest. In January of 2014, the Kings hosted the Anaheim Ducks in a regular-season outdoor NHL game at Dodger Stadium in front of 54,099 fans. The event was the first outdoor regular season NHL game played in the U.S. west of the Mississippi River and the first in California. The Kings also played outdoor hockey again in 2015 when the team faced San Jose in front of 70,205 fans at Levi's Stadium in Santa Clara.

Robitaille as a player was honored with several awards and he set numerous records throughout his long and distinguished career. In addition to being the highest scoring left wing in NHL history, a mark he set in a Kings uniform with his 1,370th point to pass Hall-of-Famer John Bucyk on March 22, 2004, Robitaille holds the NHL record for left wingers for most goals (668). He is also 12th in overall NHL goal scoring with 668 goals (he was second among active players at the time of his retirement to former Red Wings teammate Steve Yzerman), 21st in overall NHL scoring with 1,394 points and he is the only left wing in NHL history to record eight consecutive 40-goal seasons (all with the Kings).

With the Kings, Robitaille ranks second all-time in games played (1,077), second in points (1,154) and fourth in assists (597). On January 19, 2006, Robitaille set the Kings all-time record for goals when his 551st goal as a King surpassed Marcel Dionne. In 1,077 total regular season games as a King, Robitaille had 557 goals.

Robitaille, 49 (2/17/66), was selected by the Kings in the ninth round (171st overall) of the 1984 NHL Entry Draft. As a rookie, the Montreal native became the first King to win the Calder Memorial Trophy and he was named to the NHL's All-Rookie Team. Later he helped lead the Kings to the club's first trip to the Stanley Cup Final in 1993 and that season Robitaille set NHL records for the most goals (63) by a left wing and for the most points (125) by a left wing, a mark that still stands.

Robitaille would go on to reach other milestones in a Kings uniform, including his 500th career goal in 1999 and his 1,000th game as a King in 2004. When Robitaille had his jersey retired by the Kings, he became just the fifth player to be so honored (joining Wayne Gretzky, Dave Taylor, Dionne and Rogie Vachon; Rob Blake has since also been honored). On June 23, 2009, Robitaille – an eight-time All-Star – was selected for the Hockey Hall of Fame. He was inducted into the Hall with former teammates Steve Yzerman, Brett Hull and Brian Leetch in Toronto along with Lou Lamoriello. In 2014, Robitaille was named a member of the Hockey Hall of Fame Selection Committee.

Robitaille has also immersed himself into the Southern California community. He is on the Board of Children's Hospital Los Angeles and Ronald McDonald House, and he and his wife Stacia are the co-founders of a non-profit organization, Echoes of Hope. Founded in 2007, Echoes of Hope strives to awaken the spirit of hope in the lives of at-risk and emancipated foster youth by providing the resources, knowledge, skills, love and support they need to reach their full potential (echoesofhope.org).

Luc and Stacia have two sons, Steven and Jesse. They reside in Santa Monica.



## KELLY CHEESEMAN

Chief Operating Officer

Kelly Cheeseman serves as the Chief Operating Officer (COO) for the Kings. In addition to the Kings, Cheeseman also serves as COO for AEG Sports which oversees multiple sports teams and events including the LA Galaxy (five-time MLS Champions), Amgen Tour of California (America's most successful cycling race) and several European hockey and soccer franchises.

Currently in his 14th year with the organization, Cheeseman's day-to-day role as COO for the Kings includes overseeing the Kings various business departments with the goal of maximizing club revenues and growing the team's charitable

endeavors. His areas of oversight include Ticket Sales and Service, CRM and Analytics, Marketing, Digital, Game Presentation, Public Relations/Communications, Broadcasting, Hockey Development, Community Relations and Human Resources along with working with AEG Global Partnerships to oversee all of the sponsorship opportunities for the club.

As part of the senior executive leadership team within the Kings, Cheeseman has helped play an integral role in achieving record organizational success and setting a number of franchise records in Ticket Sales, Sponsorship and On-line Digital Metrics. This includes a current, club record sellout streak of 161 straight games, dating back to December 3, 2011. In March of 2014, he was named to Street and Smith's Sports Business Journal's Forty Under 40 list, and in 2015 the heights of Cheeseman's work within the organization were highlighted when the Kings were named the Sports Team of the Year at the Sports Business Journal's Sports Business Awards event in New York.

A board member for the Kings Care and LA Galaxy Foundations, Cheeseman oversaw the \$1,000,000, five-year pledge to Children's Hospital Los Angeles that also included a \$1,000,000 commitment to the LA Kings Bloodmobile and a five-year, \$500,000 commitment to the hospital's Blood Donor Center. Following the Stadium Series game at Dodger Stadium on January 25, 2014, the Kings Care Foundation presented a \$1,000,000 check to Camp Ronald McDonald for Good Times to fund the construction of the Dining Hall and Activity Center. In 2015, Kings Care partnered with Discover Cube LA to introduce a permanent and educational Science of Hockey exhibit, a highly interactive and science-based \$2.5-million, 3,000+ square foot wing of the museum, based in the Hansen Dam Recreational Area.

Prior to his role as COO, Cheeseman served as Senior Vice President of Ticket Sales and Service for the Kings and AEG Sports. He played an integral role within the Kings business operations division as the club enjoyed unprecedented ticket sales and revenue. Cheeseman led the Kings Ticket Sales department that achieved records in many categories including number of sell outs. Under his leadership since 2008, the Kings Season Ticket base has grown by more than 80 percent and achieved record renewal rates.

In addition to his focus on Ticket Sales, Cheeseman directed all Customer Retention and Service, Database Marketing and CRM initiatives, as well as Ticket Operations. He served as a member of the NHL Ticket Advisory Board and in addition to being a Board Member for the Kings Care and LA Galaxy Foundations, he is also a member of the Board for the Discovery Science Center Los Angeles. He has also served as a guest speaker on numerous NHL and industry panels in recent years, speaking on Customer Retention, Database, New Business and Dynamic Pricing, and this past year he was named to the Dodgers tech sector's mentor board.

During his tenure at AEG, Cheeseman has been an integral part of the success of numerous high profile events in Los Angeles including championship boxing, tennis, lacrosse, soccer, cycling, track and field, MLS Cup, as well as two Stanley Cup Championships, an NHL All-Star Game, NHL Draft, NHL Premiere in Europe, and an Outdoor Game at Dodger Stadium and Levi's Stadium.

Before joining the Kings and AEG, Cheeseman worked for the Rancho Cucamonga Quakes (California League) as Marketing Manager with a focus on Marketing and Ticket Sales.

A graduate of Northwood University in West Palm Beach, FL, Cheeseman earned a Bachelor of Arts degree in Marketing Management in 2000. At Northwood he minored in Advertising and MIS. In 1996, he attended Seton Hall University in South Orange, NJ. In school, Cheeseman served as Senior Class President; was a Member of the Men's Varsity Baseball Team at both universities; was the 2000 Student Athlete of the Year (Northwood University) and was a member of Who's Who in College Students in North America in 2000.

Kelly and his wife Andrea reside in Redondo Beach with their daughter Emma.

## KINGS BUSINESS OPERATIONS - VICE PRESIDENTS



**MICHAEL ALTIERI**  
Senior Vice President,  
Communications and  
Broadcasting



**NICK BAKER**  
Senior Vice President,  
Global Partnerships



**JAMES CEFALY**  
Vice President,  
Hockey Development  
and Community  
Relations




**MASON DONLEY**  
Vice President,  
Ticket Sales and  
Service



**JOE LEIBFRIED**  
Vice President, Finance



**AARON LeVALLEY**  
Vice President,  
Digital Strategy and  
Analytics



**JONATHAN LOWE**  
Senior Vice President,  
Marketing



**NAM McGRAIL**  
Vice President,  
Partnership Activation



**MATT ROSENFELD**  
Vice President,  
Group Sales



**RUSSELL SILVERS**  
Senior Vice President,  
Global Partnerships



**JOSH VILLEUX**  
Vice President,  
Partnership Sales



**BRIAN WATSON**  
Vice President,  
Event Suite and  
Special Event Sales



**DANNY ZOLLARS**  
Vice President,  
Entertainment &  
Production

## KINGS BUSINESS OPERATIONS - STAFF



**JOHN ABARY**  
Rink Account  
Executive, Hockey  
Development



**APRIL ALBA**  
Assistant, Game  
Presentation and  
Events



**JONATHAN ANDERSON**  
Coordinator,  
Community  
Relations



**KATE ARCHER**  
Coordinator,  
Production and  
Content



**BAILEY**  
Team Mascot



**JEFF BARASH**  
Account Executive,  
Partnership Sales



**HEATHER BAROOCZ**  
Senior Director,  
Marketing



**EVA BASSETT**  
Manager,  
Human Resources



**BRANDON BITTEL**  
Manager,  
Ticket Sales  
and Service



**CHARLES BORJON**  
Staff Accountant



**BROOKLYN BOYARS**  
Director,  
Game Presentation  
and Events



**MICHAEL BRADY**  
Customer  
Service and Sales  
Representative



**ALICIA BRIONES**  
Executive Assistant  
to Chief Operating  
Officer



**CHEYENNE CANTOR**  
Assistant,  
Ticket Sales, Service  
and Operations



**KIM CANTOR**  
Director,  
Partnership Sales



**JOSEPH CARLUCCI**  
Supervisor,  
Ticket Operations



**TJ CORMIER**  
Executive, Ticket  
Sales and Service



**CHRIS CROTTY**  
Director,  
Hockey  
Development



**DOMINIQUE DIDIA**  
Manager,  
Marketing



**LISA DOLAN**  
Account  
Executive, Ticket  
Sales and Service



**AMANDA ELLIS**  
Manager,  
Community  
Relations

THE STAFF

## KINGS BUSINESS OPERATIONS - STAFF



**GABBY FARRELL**  
Coordinator,  
Hockey  
Development



**STEPHEN FIAMENGO**  
Manager,  
Group Sales



**EDDIE FISCHERMANN**  
Supervisor,  
Communications



**ANNMARIE FRANCIS**  
Assistant, Human  
Resources



**ELIZABETH HAUCK**  
Senior Director,  
Ticket Operations



**KATIE HAZELRIGG**  
Account Executive,  
Ticket Sales and  
Service



**DAVE JOSEPH**  
Public Address  
Announcer



**MIKE KALINOWSKI**  
Director,  
Communications  
and Media Services



**SHEA KELLY**  
Analyst, Marketing  
Intelligence



**MELINA KENT**  
VIP Service  
Executive



**GRETCHEN KIKER**  
Manager,  
Database Marketing



**ALEX KINKOPF**  
Coordinator, Digital  
Media




**JASON KITAY**  
Supervisor,  
Membership  
Programs



**JEFF LEWIS**  
Senior Editor



**SAMANTHA LEWIS**  
Director,  
Ticket Operations



**YVONNE LUONG**  
Finance Manager



**ROB McPHERSON**  
Manager,  
Production



**JEFF MOELLER**  
Senior Director,  
Communications  
and Content



**JANELLE MORGAN**  
Manager, Game  
Presentation and  
Events



**THERESE NGUYEN**  
Senior Manager,  
Partnership  
Activation



**STEPHANIE NIENHUIS**  
Account Executive,  
Partnership  
Activation

## KINGS BUSINESS OPERATIONS - STAFF



**SEAN O'DONNELL**  
Manager, Hockey  
Development and  
Alumni Relations



**KIKI OLDANI**  
Office Coordinator



**DARSHAN PARIKH**  
Lead Technology  
Engineer



**ADAM POGACH**  
Director,  
Partnership Sales



**JENNIFER POPE**  
Senior Director,  
Community  
Relations



**COURTNEY PORTS**  
Supervisor,  
Ticket Sales and  
Service



**MEGAN RIVERA**  
Event Account  
Executive, Hockey  
Development



**RYAN ROCK**  
Account Executive,  
Ticket Sales and  
Service



**LISA ROLLINS**  
Director,  
CRM and Analytics



**CORY ROMERO**  
Senior Season Ticket  
Service Executive



**JON ROSEN**  
Beat Reporter



**DIETER RUEHLE**  
Music Director




**SCOTT SANGREY**  
Controller, LA Kings  
and Minor League  
Hockey Affiliates



**MATT SCHUMAN**  
Manager, Event  
Suite Sales



**SCOTT SERVETNICK**  
Senior Season Ticket  
Service Executive



**KEHLY SLOANE**  
Executive Assistant  
to President,  
Business  
Operations



**TIM SMITH**  
Senior Manager,  
Game Presentation  
and Events



**NICK SPROWLS**  
Group Sales  
Account Executive



**EDWARD VALENCIA**  
Manager,  
Digital Media



**LAUREN WIEDMEIER**  
Rink Account  
Executive, Hockey  
Development



**CLAIRE WINDERL**  
Customer  
Service and Sales  
Representative

THE STAFF



## DEAN LOMBARDI

### President/General Manager, Alternate Governor

The Kings entered into a new executive era on April 21, 2006, when the club named Dean Lombardi as the eighth General Manager in Kings history. Now a veteran of 28 NHL seasons in the front office as an executive, Lombardi's well-earned reputation for being one of hockey's true visionaries has been instrumental in the Kings winning their first two Stanley Cups in franchise history and enjoying unprecedented success overall.

Lombardi – formerly a member of the San Jose Sharks front office for 13 years, including seven seasons as General Manager and, prior to joining the Kings, a Pro Scout for the Philadelphia Flyers – brought to the Kings a solid track record of success, building from within, and of development on the ice and infrastructure off the ice. As the club's President/General Manager, he is responsible for all hockey operations decisions, including all NHL player-personnel moves, directing the professional and amateur scouting staffs, negotiating all contract matters and overseeing the Ontario Reign.

Lombardi, who was nominated for the NHL General Manager of the Year Award in 2014, is now in his 10th season with the Kings, and since he joined the Kings he has established a number of "records" in his office, including tenure (years and games – 704), wins (338 in the regular season and 45 in the playoffs) and points (766). Due to the hard and patient work of Lombardi and his staff, the Kings are established and in a position where they are among the NHL's elite teams annually. This is the direct result of Lombardi's first actions on the job with the Kings as he immediately went to work on building his club's reserve list, a methodical process that initially focused heavily on the need to improve the backend.

As part of that process, which was critical to building and to Lombardi's overall vision, he revamped and improved the structure of the club's scouting staff on the whole and the amateur scouting division in particular. Then Lombardi took the step of creating and overseeing a player development department to help the franchise take major steps forward off the ice, all in an effort to create and maintain a culture of winning.

At the draft table, the Kings used 38 overall selections from 2006-09 and 78 total since Lombardi was appointed to his position, including nine in the first round, 11 in the second round and 12 in the third round.

Lombardi has clearly valued the draft more than any other GM in Kings history and the talent the Kings have drafted is the envy of hockey clubs around the league. Kings players selected by Lombardi and staff include: Drew Doughty, Jonathan Bernier, Wayne Simmonds, Alec Martinez, Dwight King, Trevor Lewis, Brayden Schenn, Kyle Clifford, Jordan Nolan, Tyler Toffoli, Tanner Pearson and Linden Vey. During the early days of Lombardi's tenure, he resisted altering his plan as he also complimented the Kings roster with another good young player – and defenseman – in Jack Johnson.

While the Kings garnered top talent at the annual NHL Draft and beyond, they were honored. The Kings were graded as the club with the most successful drafts in the "Future Watch" category of the March 31, 2010 edition of The Hockey News. This marked the second straight season the Kings – the NHL club with the earliest average draft position of all 30 teams between 2006-09 (11th, 4th, 2nd and 5th) – were selected by The Hockey News as the top-ranked NHL club in that category. The Hockey's Future website tabbed the Kings as the top organization in the NHL in terms of prospects in their spring 2011 rankings.

Meanwhile Lombardi was also identifying a core group of players in Los Angeles to build around – a group that ultimately helped bring the Stanley Cup to Los Angeles in 2012, followed by a return trip the Western Conference Final in 2013, and a second Cup in 2014. Anze Kopitar and Dustin Brown are elite NHL forwards who continue to improve their all-around games and grow together at this level. They have helped carry the offensive load for the Kings the past few seasons, supporting Jonathan Quick in net, while some of the younger prospects matured and gained valuable experience.

With a young, solid core in place – a core that also features great character – Lombardi has been able to compliment that group with key veterans who sport a winning track record. Players such as Justin Williams, Jeff Carter, Milan Lucic, Jarret Stoll, Matt Greene, Rob Scuderi, Robyn Regehr, Marian Gaborik, Willie Mitchell and Andrei Sekera have all been acquired by the Kings and Lombardi through trade or free agency.

Despite such talent, Lombardi still firmly believes that you draft and develop your homegrown players and that you compliment that group in other ways, and the Kings remain a young team which coincides with Lombardi's philosophy and track record that your team needs to get better while getting younger. When the Kings won the Stanley Cup in 2012 the team had the fourth lowest average age in the NHL, and the 2014 winning team – which featured many of the same players – also ranked below the NHL average in that category.

In 2009-10, the hard work and effort started to pay off. The Kings earned 101 points, which was 22 more points than the year before and the fourth straight year they had improved their point total. Lombardi's hiring of veteran Head Coach Terry Murray in 2008 also helped the Kings develop a defensive-first mentality as the club's shots-against-average improved by decreasing for three straight years.

In 2011, the Kings again qualified for the playoffs and during the 2009-10 and 2010-11 seasons the Kings totaled 199 points, the most ever by the franchise in two consecutive seasons. During those three seasons the Kings registered 294 points, a franchise record, and the Kings have enjoyed a winning record the past six seasons. Lombardi also made the move during December of 2011 to hire Darryl Sutter as Head Coach, as the veteran

*Lombardi bio continued from page 16*

bench boss went 25-13-11 during the regular season and 16-4 during their historic playoff run en route to the 2012 Championship.

The Kings roster, as constructed by Lombardi, also features several core players who want to play in Los Angeles, as noted in their most recent contract signings: Brown (six years and then an eight year contract extension in 2013), Greene (five), Kopitar (seven), Stoll (four years and then three more years), Williams (four), Doughty (eight), Gaborik (seven), Regehr (two) and Quick (franchise-record 10 years). In addition, Carter has seven years left on his contract.

Lombardi has accomplished all this with the backing and support of ownership to follow the development course while positioning the club well under the salary cap now and in the immediate future to help keep the organization's homegrown talent long-term.

Lombardi is aided by a talented staff, which is led by Rob Blake (who replaced Ron Hextall in the summer of 2013), Michael Futa, Jack Ferreira and Jeff Solomon on the hockey operations side, and Mark Yannetti, Rob Laird and Christian Ruutu on the scouting side. The Kings scouting staff has grown as a unit over the years as they have built incredible cohesiveness and continuity. Once the annual draft is completed, the work by the club's development staff – led by Nelson Emerson, Mike O'Connell, Mike Donnelly, Glen Murray, Dusty Imoo and Daryl Evans – begins, as the Kings look to help young prospects develop and find their identity as they take part in summer development camps and the team's rookie camp/tournament. The development team also works with prospects year-round in Ontario and with drafted players while the team stresses conditioning and off-ice training more than ever before.

During his tenure as GM in San Jose from 1996-03, Lombardi helped build the Sharks into one of the premier NHL teams as they reached the playoffs five times – highlighted by two trips to the Western Conference Semifinals – and one Pacific Division title in 2002 after his club earned a franchise-record 99 points. The Lombardi-led Sharks in 2002 also tied an NHL-record with six consecutive seasons of improved point totals (Bill Torrey/New York Islanders) while building a roster that became progressively younger in age each season.

He also made many key personnel and player moves, stocking the Sharks organization with a good mix of veteran stars and up-and-coming youngsters, that helped make the Sharks legitimate Stanley Cup contenders, and the year after Lombardi left the franchise – when the Sharks advanced to the Western Conference Finals – 18 of the players on that playoff club were originally acquired by Lombardi.

One of the fore runners in engineering three-way trades, Lombardi's history in San Jose as it relates to trades/free agency is impressive too, and he hired Sutter to be the club's Head Coach in 1997 and Ron Wilson in 2002. From the NHL Draft, Lombardi was one of the first GMs in the NHL to consistently and aggressively maneuver up and down the draft boards, making multiple trades to enhance and improve his club's draft position. Lombardi also, upon leaving the Sharks, left the hockey operations division in fine shape for the immediate and long-term future as the team in 2003 had a plethora of top round draft choices in that summer's draft (all originally acquired by Lombardi) which significantly helped set the team up to enjoy their future success.

An executive in the San Jose front office beginning in 1990, Lombardi first served as Assistant General Manager, a post he held the previous two seasons with the Minnesota North Stars, for the expansion Sharks before being elevated to Vice President, Director of Hockey Operations in 1992. Four years later, he was named Executive Vice President and General Manager and given the responsibility of turning around the young franchise.

In his first season at the helm, the 1996-97 campaign, the Sharks finished with the fourth most improved victory total in the NHL to begin Lombardi's impressive streak of year-by-year improvement, which included the five straight postseason appearances from 1998-02 when the Sharks were just one of seven NHL clubs to each qualify for the playoffs during that five-year stretch.

Prior to taking over as the club's GM, Lombardi helped the Sharks construct a team that posted the greatest single-season turnaround in NHL history when the 1993-94 Sharks earned 82 points and the franchise's first berth in the playoffs after the team improved by 58 points from the prior season. Another one of Lombardi's many highlights was the Sharks 2000 first round playoff upset of St. Louis when San Jose, as the eighth seed, won a seven-game series over the Presidents' Trophy-winning Blues.

Off the ice, Lombardi was also successful in San Jose for creating and implementing an off-ice model development program that was designed to improve overall player performance particularly in the area of fundamentals. The principals and philosophies of the model were based loosely off an advanced program used by Major League Baseball.

Born in Holyoke, Massachusetts, and raised in nearby Ludlow, Lombardi received his undergraduate degree from the University of New Haven where he finished third in his class. He was the hockey team's captain his final two seasons and he received a full athletic scholarship and the school's Student-Athlete of the Year Award. In 1985, Lombardi earned his Law Degree (with honors) from Tulane Law School where he specialized in Labor Law. The Los Angeles Sports Council named Lombardi as the 2014 Sports Executive of the Year.

Prior to joining Minnesota, Lombardi spent three seasons as a Player Representative, including the representation of five members of the 1988 United States Olympic Team, and at the time he joined Minnesota's front office Lombardi was only the second former player agent to be employed in an NHL front office (Brian Burke/Vancouver Canucks was the other). He has also recently played an integral role for USA Hockey as a member of the Men's National Team Advisory Group to help select the staff and players for various international tournaments, including the 2014 and the 2010 Winter Olympics. In August, Lombardi was named the General Manager of the U.S. squad for the 2016 World Cup of Hockey tournament in Toronto.

Dean and his wife Wandamae reside in Manhattan Beach.

*Lombardi bio continues on page 17*



## ROB BLAKE

### Vice President, Assistant General Manager

Rob Blake – who was inducted into the Hockey Hall of Fame in 2014 – is in his third season with the Kings as the club's Vice President/Assistant General Manager as he was officially appointed to the position on July 18, 2013. He also serves as General Manager of the Ontario Reign, the Kings primary affiliate (American Hockey League). In 2015 the Kings then-AHL affiliate, the Manchester Monarchs, won the 2015 Calder Cup Championship.

In his role with the Kings, Blake assists Dean Lombardi in all facets of the Kings Hockey Operations department, including contract negotiations, player personnel and overseeing the organization's top prospects. In January of 2015, Blake became the sixth former Kings player to have his jersey retired, and Blake also served as General Manager of Canada's National Men's Team for the 2014 IIHF Ice

Hockey World Championship.

On the ice, Blake played 14 of his 20 NHL seasons with the Kings (1990-01 and 2006-08), the San Jose Sharks (2008-10) and the Colorado Avalanche (2001-06), where he won a Stanley Cup in 2001. He recorded 777 points (240-537=777) in 1,270 regular season games while in 146 playoff games he registered 73 points (26-47=73).

Blake, 45 (12/10/69), served as the Kings captain from 1996-01 and again from 2007-08 (six total seasons). He helped lead the Kings to the Stanley Cup Final in 1993; won the franchise's first Norris Trophy in 1998; captured a gold medal at the 2002 Olympics; and he made seven trips to the NHL All-Star Game including four as a King.

He also is a two-time winner of the Kings Most Valuable Player Award (1997-98 and 1999-00); a six-time winner of the Kings Outstanding Defenseman Award (1990-91, 1991-92, 1992-93, 1993-94, 1997-98 and 1999-00); a winner of the Most Popular Player Award (1997-98); a winner of the Most Inspirational Award (1997-98); and he is a three-time winner of the Kings Community Service Award (1995-96, 1998-99 and 2000-00). He was named to the NHL's All-Rookie Team in 1991; named to NHL's First All-Star Team in 1998; and he was named to the NHL's Second All-Star Team three times including twice with the Kings.

Blake was originally selected by the Kings in the fourth round (70th overall) of the 1988 NHL Entry Draft. A native of Simcoe, Ontario, Blake played college hockey at Bowling Green State University. He made his NHL debut with the Kings during the 1989-90 season and his final game came in the 2010 postseason with the Sharks.

Blake also worked in the NHL's Player Safety department for three years.

Rob and his wife Brandy live in Manhattan Beach with their children Jack, Brooke and Max.



## MICHAEL FUTA

### Vice President, Hockey Operations and Director of Player Personnel

Michael Futa is in his ninth full season with the Kings and second as Vice President, Hockey Operations and Director of Player Personnel. He was named to his current position in May of 2014 after serving as Director of Amateur Scouting, a position he assumed on June 5, 2007.

Futa came to the Kings when he was appointed Co-Director of Amateur Scouting along with Mark Yannetti. Together, Futa and Yannetti rebuilt and retooled the entire Kings Amateur Scouting staff. Under Futa and Yannetti's guidance, the Amateur Scouting staff has been responsible for building the Kings stable of top prospects which includes current Kings Drew Doughty, Kyle Clifford, Alec Martinez,

Dwight King and Jordan Nolan – all members of the 2012 and 2014 Stanley Cup Championship teams – as well as Tyler Toffoli and Tanner Pearson, and former Kings Wayne Simmonds, Andrei Loktionov, Linden Vey, Andrew Campbell and Brayden Schenn. Jake Muzzin was also signed as a free agent by the Kings after the Amateur Scouting staff identified him as a top prospect.

Futa came to the Kings after five successful seasons as General Manager of the Owen Sound Attack of the Ontario Hockey League (OHL), where he was named OHL Executive of the Year in 2005. The Attack advanced to the post-season in all five seasons with Futa at the helm, and high profile players like Trevor Lewis (17th overall, 2006 NHL Entry Draft) and Wayne Simmonds (second round, 61st overall, 2007 NHL Entry Draft) played for Owen Sound during Futa's tenure there. Futa also served as Director of Team Ontario's Under-17 program for three seasons, and his Under-17 team won the gold medal at the Canada Games in 2007.

Prior to his time with the Attack, Futa served as both an Assistant Coach and Assistant General Manager with the Oshawa Generals (OHL) for two seasons (1999-01). The native of Toronto also served first as an Assistant Coach and then as a Head Coach of Toronto St. Michael's Majors (OHL) from 1997-00. Prior to that, he served as a Head Coach and General Manager of the St. Michael's Buzzers (Provincial Junior "A").

Before turning to the coaching ranks, Futa played four seasons of professional hockey in Europe (two seasons in Germany and two seasons in Denmark). The former left wing also captained his team at York University, where he was honored as the student who best combined academics and athletics at the school during his senior season.

Michael, 47 (10/28/67), lives in the greater Toronto-area. He has three daughters: Hunter and identical twins Carmen and Devon.



## JACK FERREIRA

### Special Assistant to the General Manager

Jack Ferreira, who is in his 44th season of professional hockey – including nine years as an NHL General Manager – is in his 10th season with the Kings, serving as Special Assistant to the General Manager as he works closely with the entire Kings Hockey Operations department, including President/General Manager Dean Lombardi and Vice President/Assistant General Manager Rob Blake.

Ferreira, 71 (6/9/44), came to the Kings from the Atlanta Thrashers, where he was responsible for scouting throughout North America and Europe as the Director of Player Personnel for the club. He also assisted General Manager Don Waddell in all player-related decisions.

A native of Providence, R.I., Ferreira was an original member of the Anaheim Ducks management team prior to his stint with the Thrashers. With the then-Mighty Ducks, he served for two seasons as Vice President of Hockey Operations (1998-00) and five seasons as Vice President and General Manager (1993-98). During his tenure, the Ducks team that he helped build from the ground-up equaled an NHL record for victories as a first-year club (33) in 1993-94. Ferreira was also primarily responsible for several prominent moves in Anaheim's early history, including the drafting of Paul Kariya in 1993 and the acquisition of Teemu Selanne in 1996.

Before joining the Ducks, Ferreira helped the Montreal Canadiens capture the 1993 Stanley Cup Championship as their Director of Pro Scouting. He also helped launch the San Jose Sharks franchise as Vice President and General Manager of the club from 1990-92. Ferreira's first opportunity to head up an NHL franchise was when he served as Vice President and General Manager of the Minnesota North Stars from 1988-90. With both San Jose and Minnesota, Ferreira worked with Lombardi.

Ferreira has also served as Director of Player Development for the New York Rangers (1986-88), as a U.S. and College Scout for the Calgary Flames (1980-86), and he worked for the NHL's Central Scouting Service as a New England Area Scout (1977-80).

His professional career began in 1972 with the New England Whalers of the World Hockey Association, where he held various roles including Head Scout, Assistant Coach and Assistant General Manager through 1977.

A former All-America goaltender at Boston University, where he later earned induction into that school's Athletic Hall of Fame, Ferreira was an Assistant Coach on the collegiate level with Brown University from 1970-72; with Princeton University in 1969; and at West Point from 1967-69.

In addition, Ferreira was the Assistant General Manager for Team USA when they captured the gold medal at the 1996 World Cup of Hockey and also at the 1998 Olympics in Japan.

Jack and his wife Kathy reside in Riverside. They have two daughters, Jennifer and Julie, and two sons, Eric and Kent.



## JEFF SOLOMON

### Senior Vice President/ Hockey Operations and Legal Affairs

Jeff Solomon is in his 10th season with the Kings, currently serving as Senior Vice President/Hockey Operations and Legal Affairs. Solomon is responsible for the negotiation of player contracts, development of strategic salary cap plans and management of all matters related to the NHL Collective Bargaining Agreement.

Prior to joining the Kings, Solomon served as an NHLPA Certified Agent for 20 years. During that time, Solomon represented hundreds of NHL hockey players including former Kings Tony Granato and Nelson Emerson.

Solomon has extensive experience working with the NHL Entry Level System, restricted and unrestricted free agency and all aspects of the NHL Collective Bargaining Agreement and its arbitration system.

Prior to representing professional hockey players, Solomon practiced law in California where he specialized in tax and estate planning. His post-graduate experience includes work as an international tax specialist and financial consultant.

Solomon earned a Bachelor of Arts in Business Administration from Rutgers University in 1980 and a Juris Doctorate from the University of San Diego School of Law in 1983.



## DARRYL SUTTER

### Head Coach

Darryl Sutter is in his fifth season as Head Coach and his fourth full season after being hired on December 20, 2011.

Sutter, the 24th head coach in Kings history, came to the Kings with a wealth of NHL experience. His teams overall have eclipsed the 40-win mark seven times, 100 points three times and his clubs have finished in first place three times. He opened this season ranked 15th all-time in career coaching wins (547) and 16th all-time in games coached (1,121). He is only three wins shy of moving into 14th place all-time in wins and 31 games short of placing 15th all-time in games coached. He is also only the fourth coach in NHL history to have 100-plus wins with four different teams.

Since joining the Kings he has helped guide the franchise to unprecedented on-ice success, including winning the franchise's second Stanley Cup (2014) in just a three year span. In 2012, he helped lead the Kings to their first Stanley Cup championship, as the team went 16-4 in the postseason as the eighth seed, and also helped lead the team to the Western Conference Finals in 2013. Among Kings head coaches he has coached the fifth most games, has the fourth most wins and the third most points. His 41 postseason wins are more than any other Kings head coach has games behind the bench in the playoffs.

In 2011-12, the Kings regular season record was 25-13-11 with him behind the bench, and in 2012-13 the Kings again posted a winning mark (27-16-5) before winning two more playoff series (six playoff series victories in a row over the two years). In 2013-14, Los Angeles went 46-28-8, earning 100 points. The Kings then won three straight Game 7s to advance to the Stanley Cup Final where they beat the New York Rangers in five games. In 2014-15 the Kings again finished with 95 points or more for the fifth straight (full) season.

With the Kings, Sutter's regular season mark is 138-84-39 and in the postseason it is 41-23. Sutter's teams have qualified for the postseason in 13 of his 15 seasons. His 165 games coached in the playoffs ranks seventh all-time and his 88 wins ranks eighth.

Sutter was previously the General Manager of the Calgary Flames and he held that position from the 2003-04 season until he resigned on December 28, 2010. Sutter also served as Calgary's Head Coach from 2002-06 (he held dual roles as Head Coach and General Manager from 2003-06). As Head Coach of the Flames for three seasons, Sutter compiled a 107-73-30 record in the regular season and an 18-15 record in the postseason. He led Calgary to the 2004 Stanley Cup Final and a first-place finish in the Northwest Division in 2006 when the Flames finished with a 46-25-11 record (103 points).

Sutter was the Head Coach of the San Jose Sharks for parts of six seasons (1997-98 through the start of the 2002-03 season), where he worked under Dean Lombardi, then the GM of the Sharks. Sutter was 192-167-75 in the regular season and he led San Jose to a first-place finish in the Pacific Division in 2002 (99 points).

Sutter was the Head Coach of the Blackhawks for three seasons (1992-95) and served as Chicago's Assistant Coach in 1987-88 and as Associate Coach from 1990-92. As the Blackhawks Head Coach he compiled a 110-80-26 record in the regular season and he led Chicago to a first-place divisional finish - and the best record in the Campbell Conference - in 1992-93 with a 47-25-12 record. In the 1995 postseason he led Chicago to the Western Conference Finals.

As an NHL left wing, Sutter played in 406 career games (all with the Blackhawks), recording 279 points (161-118=279) and 288 penalty minutes. He scored 20-plus goals in five of his eight NHL seasons, including a career-high 40 goals in 1980-81. Sutter, who served as Chicago's team captain from 1982-85 and again from 1986-87, also had 43 points (24-19=43) in 51 playoff games.

Darryl, 57 (8/19/58), is one of seven Sutter brothers, six of whom played in the NHL, from Viking, Alberta. He and his wife Wanda have three children: Jessie, Brett and Christopher.



## JOHN STEVENS

### Associate Head Coach

John Stevens is in his sixth season with the Kings. Currently serving as the club's Associate Head Coach, Stevens has played a critical coaching role in the club's two Stanley Cup Championships, three trips to the Western Conference Finals and four playoff appearances.

On the defensive end in particular, Stevens has helped direct the Kings to top-10 finishes in fewest goals allowed per game in every year he has been with the Kings, while the club's penalty killing percentage has ranked in the top-10 in three out of the five years he has been with the club including the fourth-best penalty killing unit on two occasions. In 2013-14, the Kings won the William M. Jennings Trophy as the team with the lowest goals-against-average (GAA) in the league, the first time in franchise history the Kings have won the award.

Stevens, who served as the Interim Kings Head Coach for four games in December of 2011, served as the Head Coach of the Philadelphia Flyers (2006-09) prior to joining the Kings. With Philadelphia he had a 120-109-34 record while leading the Flyers to the Eastern Conference Finals in 2008.

The native of Campbellton, New Brunswick, took over as the Flyers Head Coach on October 22, 2006, after beginning the 2006-07 campaign as the club's Assistant Coach. The Flyers were 21-42-11 under Stevens in 2006-07, before having a great turn-around in 2007-08 (the Flyers had an NHL-best 39-point improvement from the year before). Following that season The Hockey News honored Stevens with their Coach of the Year Award.

In 2007-08 the Flyers went 42-29-11 in the regular season and qualified for the playoffs before eliminating Washington in the first round and top-seeded Montreal in the second round. Stevens guided Philadelphia to a 99-point season in 2008-09 (44-27-11) and the team's second consecutive playoff appearance. He was 13-11-1 to start the 2009-10 campaign before he was relieved of his duties on December 4, 2009. That Flyers club eventually reached the 2010 Stanley Cup Final.

Before his NHL coaching tenure, Stevens was the Head Coach of the Philadelphia Phantoms (the Flyers' AHL affiliate) for six years (2000-01 through 2005-06). His Phantoms made the playoffs four times and won the Calder Cup Championship in 2005. In 2012, he was inducted into the AHL Hall of Fame.

Stevens was drafted by the Flyers (third round, 47th overall) in the 1984 NHL Entry Draft and played parts of five seasons with Philadelphia and Hartford, totaling 10 points (0-10=10) and 48 penalty minutes in 53 NHL regular season games. In 834 career AHL games Stevens, a defenseman, had 188 points (21-167=188), 1,397 penalty minutes and won three Calder Cups: 1988 with Hershey, 1991 with Springfield (team captain) and 1998 with the Phantoms (team captain).

John, 49 (5/4/66), and his wife, Stacy, have two sons, John and Nolan.



## DAVIS PAYNE

### Assistant Coach

Davis Payne is in his fourth season as an Assistant Coach with the Kings after being hired on July 27, 2012.

In his first season with the Kings the club offensively ranked in the top-10 in power play percentage and they increased their goals-per-game average from 2.29 to 2.73, the third best scoring mark in the Western Conference. In the 2014 Stanley Cup Playoffs, Payne helped direct the Kings offense to the league's best goals-per-game average (3.38) and the most power-play goals (20). The club's 23.5 percent success rate on the power play during the postseason was sixth best and tops among those clubs that advanced past the first round. In 2014-15 the Kings ranked seventh in power play percentage at home.

Payne most recently was the Head Coach of the St. Louis Blues. The native of Kamloops, British Columbia, and former NHL forward had a 67-55-15 record with the Blues (.544 winning percentage). Payne made his NHL head coaching debut on January 2, 2010 and he won his first NHL game on January 9, 2010 (at Los Angeles). He was relieved of his coaching duties 13 games into the 2011-12 season (November 6, 2011).

Payne has also served as a Head Coach in both the American Hockey League and the ECHL. He spent a season and a half coaching the Peoria Rivermen (former St. Louis AHL affiliate) and in 2008-09 as a rookie Head Coach in the AHL he guided the Rivermen to a 43-31-2-4 record and returned Peoria to the postseason for the first time in three years. Payne first joined the Rivermen as an Assistant Coach in 2007-08.

Before that, Payne experienced seven seasons behind the bench as a Head Coach in the ECHL. In four seasons as Head Coach of the Alaska Aces (2003-07), he had a winning percentage of .691. He led the Aces to 53 regular season wins and the ECHL Kelly Cup Championship in 2005-06. Payne took the Aces to the Conference Finals in three of his four seasons in Alaska and he was named the ECHL Coach of the Year following the 2006-07 campaign.

Payne also served as a Head Coach of the Pee Dee Pride from 2000-03. He began his coaching career as an Assistant Coach with the ECHL's Greenville Grrrowl in 2000-01 before being named Head Coach as a mid-season replacement with Pee Dee later that same season.

A graduate of NCAA Division I Michigan Tech, Payne, 45 (9/24/70), appeared in 22 NHL games with the Boston Bruins from 1995-97 and played a total of eight professional seasons in the AHL (with Rochester and Providence), International Hockey League (with Phoenix and San Antonio) and ECHL (with Greensboro and Greenville). He was originally drafted by the Edmonton Oilers in the seventh-round (140th overall) in the 1989 NHL Entry Draft.

Davis and his wife, Jane, have two daughters: Allison and Lydia.



## BILL RANFORD

### Goaltending Coach

Bill Ranford is in his 10th season as the Goaltending Coach with the Kings. He was named to his position on July 10, 2006 and is the longest tenured goalie coach in team history.

Upon Ranford joining the club the Kings team goals-against average (GAA) dropped steadily during each of his first six seasons. In 2013-14, the Kings won the William M. Jennings Trophy as the team with the lowest goals-against average in the league, the first time in franchise history the Kings have won the award. During the 2014 playoffs, the Kings ranked tied for fourth in the league in GAA (2.69).

In 2013-14, Kings goalies allowed a franchise-low 168 goals (not including shootout goals), an all-time record with 13 shutouts and a 2.02 GAA. In 2011-12, the club enjoyed a .924 save percentage (tied for third in the NHL that season) which remains a franchise best.

During the 2012 playoffs the Kings posted a 1.45 team GAA over 20 games and Jonathan Quick, the Conn Smythe Trophy winner, had three shutouts. In 2013 the Kings posted a 1.80 team GAA in the postseason, the best mark in the NHL, along with another three playoff shutouts for Quick.

Ranford, 48 (12/14/66), had worked as the Goaltending Consultant with the Vancouver Giants of the Western Hockey League for two seasons before joining the Kings. In addition, Ranford - a two-time Stanley Cup Champion goalie with the Edmonton Oilers in 1988 and 1990 and the Conn Smythe Trophy winner in 1990 - has also worked as a Goaltending Consultant with the Burnaby Express of the British Columbia Hockey League (Tier II Junior), of which he was a part-owner.

Ranford, who shares the NHL's single season playoff record for most wins by a goaltender with 16 victories in 1990, completed a stellar 15-year NHL playing career following the 1999-00 season. Originally selected by the Boston Bruins in the third-round (52nd overall) of the 1985 NHL Entry Draft, Ranford had a regular season record of 240-279-76, 15 shutouts, a 3.41 goals-against-average and a .888 save-percentage in 647 regular season NHL contests with the Oilers, Bruins, Detroit Red Wings, Tampa Bay Lightning and Washington Capitals. He also played in a total of a 53 NHL playoff games, and he played for the Oilers alumni team at the outdoor Heritage Classic in 2003 in Alberta.

Ranford, an All-Star during the 1991-92 season, made his acting debut in the movie Miracle, where he performed scenes as a "stunt double" of Jim Craig, Team USA's goalie during the 1980 Winter Olympics. A native of Brandon, Manitoba, Ranford in November will be inducted into the Manitoba Sports Hall of Fame.

Bill and his wife Kelly have two children: daughters Cassidy and Tristan. They live in New Westminster, British Columbia.



## NELSON EMERSON

### Director of Player Development

Nelson Emerson is in his eighth season in the Player Development department with the Kings currently serving as Director after spending two seasons as an Assistant Coach. He was originally named to the club's coaching staff on July 10, 2006.

Prior to embarking on his coaching career, Emerson, a right wing born in Hamilton, Ontario, played with the Kings from 2000-02 and recorded 31 points (17-14=31) and 79 penalty minutes in 124 regular season NHL games. He also played in 11 playoff games with the Kings and had five points (2-3=5) and six penalty minutes.

Originally selected by the St. Louis Blues in the third-round (44th overall) of the 1985 NHL Entry Draft, Emerson recorded 488 points (195-293=488) and 575 penalty minutes in 771 career regular season NHL games. In 40 career NHL playoff

games, he had 22 points (7-15=22) and 33 penalty minutes.

Prior to turning pro, Emerson, 48 (8/17/67), enjoyed four standout years at Bowling Green State University of the Central Collegiate Hockey Association (CCHA), where he was a two-time All-American, a three-time CCHA All-Star and the school's all-time leading scorer with 294 points while becoming the first player to be named a finalist for the Hobey Baker Award for three different seasons. At Bowling Green, Emerson was a teammate of Rob Blake and he also is the CCHA's all-time leading scorer and the NCAA's seventh all-time leading scorer.

Emerson also worked as a Coaches Aide with the Kings during the 2003-04 season.

Nelson and his wife June have four children: daughters Mackenzie and Madelyn, and sons Quinn and Blake. They reside in Manhattan Beach.



## MIKE O'CONNELL

### Senior Advisor/Development Coach

Mike O'Connell, who spent six seasons as Vice President and General Manager of the Boston Bruins, is in his 10th season with the Kings. His current title is Senior Advisor / Development Coach after previously holding the titles of Pro Development and Special Assignments and Director of Pro Development.

Having joined the Kings with more than 20 years of NHL experience as both a player, Assistant Coach, Head Coach (he served as the Interim Head Coach of the Bruins for nine games in the 2002-03 season) and front office executive, O'Connell in Boston was instrumental in assembling a club that won two Northeast Division titles before he left the organization in March of 2006.

Before establishing himself in the front office, O'Connell enjoyed a standout 13-year NHL career as a defenseman with the Bruins, Detroit Red Wings and his hometown Chicago Blackhawks. He recorded three 50-plus point seasons (from 1982-85) when he played for Boston and he was an NHL All-Star in 1984. He still holds the Bruins record for longest goal streak by a defenseman at seven games – it was also an NHL record for 25 years before Washington's Mike Green (now a member of the Red Wings) set a new mark in February of 2009 – and he re-joined the Bruins organization as an Assistant Coach in 1991 before the club advanced to the Eastern Conference Finals that season.

A native of Chicago, O'Connell, 59 (11/25/55), who also served as the Head Coach of Boston's AHL affiliate in Providence for two seasons from 1992-94, re-joined the parent club in 1994 as Assistant General Manager, a post he held for six seasons.

He and his wife Rosemary reside in Cohasset, Massachusetts. They have a daughter, Kristen, and two sons, Matthew and Gregory.



**MIKE DONNELLY**  
Player Development



## DUSTY IMOO

### Goaltender Development

Dusty Imoo is in his first season as the Kings Goaltender Development coach.

Prior to joining the Kings he spent the previous two seasons as the Goaltending Coach for the Winnipeg Jets where he was responsible for the development of all goalie prospects in the Jets system, including Michael Hutchinson, Connor Hellebuyck and Eric Comrie.

Prior to joining Winnipeg, Imoo was a Goaltending Consultant for the Seattle Thunderbirds of the Western Hockey League (WHL) for two seasons. Since 2009, Imoo has owned and operated RDT – Real Deal Training – which creates off-season conditioning and training programs for hockey players and other athletes.

Imoo played 15 seasons of pro hockey in Japan, IHL, AHL and ECHL. He also played for Japan in the 1998 Winter Olympics in Nagano and participated in four World Championships. Imoo started junior hockey at age 15 playing two seasons in the BCHL and then four seasons in the WHL with three different teams – the New Westminster Bruins, Lethbridge Hurricanes and Regina Pats. He was selected as a WHL All-Star while with Lethbridge.

Dusty, 45 (7/18/70), lives in White Rock, British Columbia with his wife Rhonda. They have four children: Brittany, Van, Jonah and Mak. They also have three grandchildren with one more on the way.



**GLEN MURRAY**  
Development  
Consultant



**BRANTT MYHRES**  
Player Assistance



## ROB LAIRD

### Senior Pro Scout

Rob Laird is in his 22nd year with the Kings – and his 19th season in the club's Pro Scouting department – as he currently serves as Senior Pro Scout.

Originally joining the Kings as a coach in the club's minor league system, Laird spent two seasons as the Head Coach of the Phoenix Roadrunners, the former IHL affiliate of the Kings. With the Roadrunners, Laird helped his team advance to the playoffs both seasons while his club posted winning records both years. Prior to that coaching assignment, Laird served as a Head Coach in the American Hockey League for Moncton and Baltimore.

In 1989-90, Laird was behind the bench for the Washington Capitals as an Assistant Coach. Previously, he was the Head Coach at Fort Wayne (IHL) for four seasons, where he won at least 46 games each year – including the 1985-86 season in which the Komets won 52 regular season games to earn the Presidents' Trophy.

During his playing career, Laird, 60 (12/29/54), played in one NHL game for the Minnesota North Stars during the 1979-80 season. He also played professionally for Fort Wayne (CHL) and Oklahoma City (CHL). The Regina, Saskatchewan-born Laird also played for the Memorial Cup Regina Pats (WCHL) before being drafted by the Pittsburgh Penguins in the seventh-round (116th overall) of the 1974 NHL Amateur Draft and by the Minnesota Fighting Saints in the second-round (29th overall) of the 1974 WHA Amateur Draft.

Rob and his wife Madeleine reside in Fort Wayne, Indiana. They have a daughter, Vanessa, and a son, Grant.



**MARK OSBORNE**  
Pro Scout



**DAVID TORRIE**  
Pro Scout



## MARK YANNETTI

### Director of Amateur Scouting

Mark Yannetti is in his 10th season with the Kings and ninth as Director of Amateur Scouting. During the 2006-07 season, he served as a Pro Scout for the Kings before being named to his current position on June 5, 2007.

Prior to coming to Los Angeles, the native of Boxford, Massachusetts, served as an Amateur Scout with the Toronto Maple Leafs. In that role, he monitored prospects in the Quebec Major Junior Hockey League as well as Hockey East, the Eastern Collegiate Athletic Conference, the Central Collegiate Hockey Association, the United States Hockey League and the U.S. National Development Team. He also monitored U.S. High Schools and Tier 2 Hockey and, to a lesser degree, the Ontario Hockey League and the Western Collegiate Hockey Association.

Yannetti worked as an Amateur Scout with the Maple Leafs starting in 2004. Before that he worked as a Pro Scout for the franchise from 2000-04, focusing his attention on both the NHL and the American Hockey League. In that role, Yannetti was primarily responsible for the Eastern Conference in both leagues while also having responsibilities in the Western Conference and the ECHL.

Yannetti worked as an Advance Scout for the Stanley Cup Playoffs from 1999-04, where he was solely responsible for the pre-scouting of potential Toronto playoff opponents. His scouting included systems breakdown and analysis and assessment of player tendencies. In addition, he also assisted the Toronto coaching staff in the development of strategies to exploit opposing player and team weaknesses.

Yannetti became a Scout after six seasons of professional hockey, and he turned pro after earning Second Team All-America honors from the American Hockey Coaches Association following a standout senior season at Williams College in 1993-94. Yannetti, a defenseman, played three seasons with the Ephs after beginning his collegiate career at Brown University in 1990-91.

Mark, 44 (6/7/71), lives in Boston.



## CHRISTIAN RUUTTU

### Director of European Scouting

Christian Ruuttu is in his fifth season with the Kings and third as the club's Director of European Scouting. From 2011-13, Ruuttu served as the Kings Amateur Scout – Europe.

Prior to joining the Kings, Ruuttu – a former NHL center who played for three different clubs – worked for the Phoenix Coyotes for seven seasons. His last four years with that club he served as their Head European Scout after initially joining the organization in January of 2005 (European Scout).

Ruuttu played nine seasons in the NHL and recorded 432 points (134-298=432) and 714 penalty minutes in 621 games with Buffalo, Chicago and Vancouver. He also collected 13 points (4-9=13) in 42 career playoff games. Ruuttu was originally drafted by Buffalo in the seventh-round (134th overall) of the 1983 NHL Entry Draft and registered 65 points – including 22 goals – as a rookie in 1986-87. His most productive campaign came the following season, when the native of Lappeenranta, Finland, set career-highs in goals (26) and points (71). He also represented the Sabres at the 1988 NHL All-Star Game in St. Louis.

Following his NHL playing career Ruuttu continued playing professionally in Europe until 1999. From 2000-04, he served as General Manager of the Espoo Blues of the Finnish Pro League and he was a Board Member of the Finnish Elite League.

Christian resides in Helsinki, Finland, with his wife, Camilla, and son, Alexander.



**BRENT MCEWEN**  
Amateur Scout  
Western Canada



**TONY GASPARINI**  
Amateur Scout  
United States



**DENIS FUGERE**  
Amateur Scout  
Quebec/Maritimes



**CHRIS BYRNE**  
Amateur Scout  
Ontario/CIS



**BOB CROCKER**  
Amateur Scout  
Northeastern  
United States



**BRYAN DENNEY**  
Amateur Scout  
Ontario



**NIKLAS ANDERSSON**  
Amateur Scout  
Europe



**MARK MULLEN**  
Collegiate Scout  
Eastern



**BOB FRIEDLANDER**  
Scout – Great Lakes  
United States



## CHRIS KINGSLEY

### Head Athletic Trainer

Chris Kingsley is in his 10th season as Head Athletic Trainer with the Kings. He was named to his position on August 1, 2006.

Kingsley had most recently held the same role with the Kings primary American Hockey League (AHL) affiliate, the Manchester Monarchs, where he worked since the franchise began play in 2001. Prior to the Monarchs, he spent his first three AHL seasons with the Lowell Lock Monsters.

Before arriving in the AHL, Kingsley worked seven years at Cushing Academy in Ashburnham, Massachusetts, as the school's Director of Sports Medicine.

Kingsley graduated from North Adams State College in 1990, earning a Bachelor's of Arts degree in Biology with a concentration in Sports Medicine. He also attended Indiana State University, where he earned a Master's of Science degree in Athletic Training in 1995.

Chris and his wife Sue have two children: Jonathan and Jaclyn. They reside in the South Bay.



## DARREN GRANGER

### Head Equipment Manager

Darren Granger is in his 10th season as Head Equipment Manager with the Kings. He was named to his position on June 1, 2006.

Granger – came to the Kings with a great deal of experience. Prior to the Kings, he spent 13 seasons as the Assistant Equipment Manager with the Vancouver Canucks. He has also served as the Equipment Manager at the 2015 and 1998 NHL All-Star Game.

He was Equipment Manager for the gold-medal-winning Team Canada squad at the 2014 Winter Olympic Games in Russia, and he has also represented that organization at the 2010, 2008, 2006 and 1999 World Championships, the 1996 World Cup and the 1992 World Junior Championship. In 2004, he received the Larry Ashley Award from the British Columbia Hockey Hall of Fame for dedication and spirit toward the game of hockey.

Prior to joining the Canucks, the Brandon, Manitoba-born Granger worked for five years as a Trainer for the Brandon Wheat Kings of the Western Hockey League.

Darren lives in Redondo Beach with his wife, Cathy, their daughter, Sadie, and their son, Chase.



## MATT PRICE

### Head Strength and Conditioning Coach

Matt Price is in his second season as the Head Strength and Conditioning Coach for the Kings. He was hired to his current position in September of 2014.

Price has a wealth of experience. After an accomplished playing career as a hockey player, he turned his athletic experience and post-graduate education into a successful career as a strength and physiology expert. For the past decade, Price has trained countless professional hockey players and Canada's national Alpine Ski Team.

Prior to joining the Kings, Price worked for the Canadian Sports Institute Ontario where he served as Lead, Strength and Conditioning for the Institute as well as for Cycling Canada. He had also led Alpine Canada's Strength and Conditioning and Sports Science since 2007, and that group included multiple Olympic and World Championship medals.

In addition to training, Price has designed his Olympic and professional athlete's health and performance based supplement programs to support training and competition. He holds an undergraduate degree in Kinesiology (Acadia University) and a Master's degree in Kinesiology (University of Calgary).

Matt is a native of Holland Landing, Ontario. He lives in Hermosa Beach with his wife Ashley.



**MYLES HIRAYAMA**  
Assistant Athletic  
Trainer



**DANA BRYSON**  
Assistant Equipment  
Manager



**JOE ALEXANDER**  
Assistant Equipment  
Manager



**THOMAS REY**  
Massage Therapist



**BOBBY HALFACRE**  
Equipment



**JEREMY CLARK**  
Assistant Strength /  
Development Coach



**DR. RONALD KVITNE**  
Team Physician



**DR. MICHAEL MELLMAN**  
Team Internist



**DR. JANE SEMEL**  
Team Ophthalmologist



**DR. KEN OCHI**  
Team Dentist



**DR. CHAD MOREAU**  
Chiropractic  
Consultant



**MARSHALL DICKERSON**  
Director of  
Team Operations




**LEE CALLANS**  
Scouting Operations  
Coordinator /  
Assistant to the GM



**TIFFANY FROST**  
Executive Assistant to  
President /  
General Manager



**BILL GURNEY**  
Video Technician



**SAMSON LEE**  
Video Coordinator



**ETHAN FINK**  
Assistant Video



## BOB MILLER

### TV Play-By-Play Announcer

Hockey Hall of Famer Bob Miller is in his 43rd season as the "Voice of the Kings" – the first 17 years simulcast on TV and radio and the last 25 years as the exclusive television voice of the team – and is again joined for the 26th season by former Kings right wing Jim Fox for all Kings games on FOX Sports West.

On November 13, 2000, Miller received the Foster Hewitt Award, as selected by the NHL Professional Broadcasters' Association. This award, which recognizes those members of the radio and television industry who have made outstanding contributions to their profession and the game during their hockey broadcasting careers, is recognized by a plaque in the Hockey Hall of Fame in Toronto.

On October 2, 2006, Miller received a star on the famous Hollywood Boulevard Walk of Fame. On February 4, 2002, Miller was inducted into the Southern California Sports Broadcasters Hall of Fame, where he served as that organization's President for five years. Miller has also been named the top Television Play-By-Play Announcer in Southern California 10 times (including 2015), and in 2014 he earned that club's Special Achievement Award. In 2011, Miller was inducted into the California Sports Hall of Fame.

In 1998, to commemorate his 25 years of loyal service to the organization, Miller was honored by having the STAPLES Center press box named after him and was presented with a "lifetime contract" by the club, and in 1997, Miller was named as one of the six inaugural members of the Kings Hall of Fame during the organization's 30th Anniversary celebration. The National Sportscasters and Sportswriters Association also named him the California Sportscaster of the Year in 1997 and 2002.

In 2013, Miller's second book – Tales from the Los Angeles Kings Locker Room – was released. In 2006 he authored the book, Bob Miller's Tales from the Los Angeles Kings.

A native of Chicago, Miller, 77 (10/12/38), received his degree at the University of Iowa where he started his broadcasting career doing Hawkeye football and basketball games. Before joining the Kings, he worked professionally in radio and TV in Milwaukee and Madison, Wisconsin, and was the voice of University of Wisconsin hockey, football and basketball. In 1992, Miller received the honor of being inducted into Wisconsin's Hockey Hall of Fame.

Along with his duties for the Kings, Miller's voice has accented numerous TV and film projects, including "Cheers," "Rollerball," "Miracle on Ice," "The Mighty Ducks" and "The Mighty Ducks 2."

A resident of West Hills, Bob and his wife Judy have a married daughter, Kristin, a son Kevin, and they have two grandsons.



## JIM FOX

### TV Analyst

Jim Fox is in his 26th season as the Kings Television Analyst, joining Bob Miller in the booth for club broadcasts on FOX Sports West.

Ninth on the Kings all-time scoring list, ninth in assists and 11th in goals with 479 points (186-293-479) in 578 games, Fox spent his entire 10-year career as a member of the Kings after being selected in the first round (10th overall) of the 1980 NHL Entry Draft. A three-time 30-goal scorer, Fox enjoyed his most productive season in 1984-85 when he recorded 83 points (30-53-83), and in 22 career playoff games with the Kings, Fox had 12 points (4-8-12). Over his playing career with the Kings, Fox also holds the distinction of playing the fourth most games – starting, ending and only with the Kings (Dave Taylor holds the mark followed by Dustin Brown and Anze Kopitar).

Prior to becoming a King, Fox enjoyed a standout junior career with the Ottawa 67's of the Ontario Hockey League (OHL). As the club's captain during the 1979-80 campaign, Fox recorded at least one point in every game, including preseason, regular season and the playoffs, and he was a finalist for the Canadian Jr. Player of the Year after earning OHL Most Valuable Player and Leading Scorer awards.

Internationally, Fox represented Canada at the World Junior Championship in Helsinki (1979-80) and he also earned a bronze medal at the World Championship in Moscow in 1986.

Upon retirement as a player in 1990, Fox became Director of Community Relations for the Kings, a position he held until 1994. During that time, he was responsible for creating the Kings Care Foundation and annual Foundation events such as Tip-A-King, the team's charity golf tournament and the Kings Youth Hockey Camp. He remains one of the strongest forces in the Kings community development and charitable efforts, as a Special Ambassador, and he spends an enormous amount of time supporting and developing programs that benefit the children of our community, while also sitting on the board. For 25 years, Fox also co-hosted the Cystic Fibrosis Golf Classic with Dave Taylor, and now he actively serves as Commissioner for the new Los Angeles Kings High School Hockey League. In 2015 the Kings named their Community Service Award, which is given annually to an active Kings player, after Fox.

Fox, 55 (5/18/60), a wine lover, has participated as a judge in the Long Beach Grand Cru and the Los Angeles County Fair "Wines of the World," both international wine tasting competitions. Fox, along with winemaker Mike Smith, produces single vineyard designate Pinot Noir from California under the brand name "Patiné Cellars." Patiné is French for "to have skated!" This past September he hosted the fifth annual "Sunset Sip" wine tasting fundraiser to benefit The Guidance Center.

Fox played himself in the popular 1999 movie "Mystery, Alaska," and he was the first Kings recipient of the club's Community Service Award (1988-89). In addition to his duties in the broadcasting booth, Fox has also served as the co-host of the Los Angeles-area Emmy Award-winning "Kings Live" pre-game show on FOX Sports West for several seasons.

In the October 2, 2006, issue of Sports Illustrated, Fox was named the Best Analyst in hockey. From 1998-2012 Fox was named the Best TV Color Commentator in Southern California by Los Angeles Daily News Columnist Tom Hoffarth (the one year he did not win the award was when there was no NHL season), and Hoffarth has also named Fox and Miller the "Best Broadcasting Team" in a different award. In 2008, the Southern California Sports Broadcasters honored him with the top pre-game and post-game shows commentator award and in 2009, 2011 and 2012, and in 2015 he won for the best TV Analyst for the second consecutive time (and fifth time in the last six years).

Also, on February 11, 2006, the Kings held "Jim Fox Day" at STAPLES Center, and Fox was honored on the ice before a game for his 25 years of service to the organization as a player and broadcaster. During the 2013-14 season, Fox was a Legends Night Series honoree by the Kings at STAPLES Center.

From 2005-08, Fox also worked for NHL Radio through the Stanley Cup Final, as well as working as a studio playoff analyst for Yahoo! Sports from 2006-09.

A native of Coniston, Ontario, Jim is a resident of Redondo Beach with his wife Susie.



## NICK NICKSON

### Radio Play-By-Play Announcer

In his 35th season with the Kings, Nick Nickson, the radio "Voice-of-the-Kings," calls the action of every pre-season, regular season and postseason playoff game on KABC 790 and along the Kings Radio Network.

A veteran with 40 years of hockey broadcasting experience totaling more than 3,500 games (including over 3,000 with the Kings), Nickson will receive the 2015 Foster Hewitt Award, as selected by the NHL Professional Broadcasters' Association. This award, which recognizes those members of the radio and television industry who have made outstanding contributions to their profession and the game during their hockey broadcasting careers, is recognized by a plaque in the Hockey Hall of Fame in Toronto. He will become the third Kings broadcaster in franchise history to be awarded the Foster Hewitt Memorial Award joining Bob Miller (2000) and Jiggs McDonald (1990).

On the whole, Nickson's smooth, fast-paced and accurate delivery of every play allows the listener to "see the game" as the action unfolds. As a tribute to his broadcasting excellence, in January of 2009 he was inducted into the Southern California Sports Broadcasters Hall of Fame, and in 2011 he was inducted into the Frontier Field Walk of Fame (media) in his hometown (Rochester, N.Y.).


In addition to his Kings broadcasting duties he has also called regular season and playoff games for the NHL Radio Network. In the spring of 2009 he covered the World Championship for NBC Universal Sports. He has been instrumental in developing and maintaining the Kings Radio Network while assisting the Kings Communications department in writing and editing the annual media guide. He is also involved in the Kings Care Foundation and Kings Alumni Association and has written more than 180 stories and articles on the NHL and the Kings. Nickson is a member of the Southern California Sports Broadcasters and the National Hockey League Broadcasters Association, and for seven summers (1983-89) baseball fans may remember his voice as the Public Address Announcer at Dodger Stadium.

In 2006, the Kings held "Nick Nickson Day" at STAPLES Center, and Nickson was honored on the ice for his 25 years of service to the organization as a radio and television broadcaster. The club also then officially announced the broadcast booth area at STAPLES Center had been named the Nick Nickson Broadcast Center.

His broadcasting career began during the 1975-76 season as the voice of the Rochester Americans (AHL) before joining the New Haven Nighthawks (AHL) in 1977. He spent four seasons (1977-81) calling the action for the Nighthawks before his association with the Kings began.

Nickson attended Ithaca (N.Y.) College and served as the Sports Director for the school's radio station while doing play-by-play for Ithaca's hockey, football, baseball and basketball teams. After graduating in 1975, he worked as a disc jockey for two stations in Rochester before beginning his career in hockey shortly thereafter.

Nick and his wife, Carolyn, reside in Santa Clarita and have two sons, Nicholas (married to Alexandra) and Timothy. The couple also has two grandchildren, Casey and Avery.



## DARYL EVANS

### Radio Analyst

In his 17th season as the Kings Radio Analyst, Daryl Evans and veteran Play-By-Play Announcer Nick Nickson are heard on all club radio broadcasts on flagship station TalkRadio 790 and along the Kings Radio Network.

A member of the Kings as a player from 1981-85, Evans scored one of the franchise's most memorable goals in a game forever remembered as the "Miracle on Manchester." Facing the heavily-favored Edmonton Oilers in the best-of-five first round of the 1982 playoffs, the Kings pulled off two huge upsets – one, in winning the series three games to two; and two, winning Game 3 of the series.

Down 5-0 in the third period of that game on April 10, 1982, the Kings steadily chipped away at Edmonton's lead and tied the game with five seconds left in regulation. At 2:35 of the extra period, Evans, then a rookie, sent a shot over Grant Fuhr's shoulder to seal an improbable end to an incredible game. Evans went on to lead the Kings in playoff scoring with 13 points (5-8-13) in 1982.

The past nine seasons, Evans has spearheaded a charitable giving program in which he has donated \$100 for every Kings power play goal scored (for a total of \$54,600) in both the regular season and the playoffs. The proceeds the first three years went to the Ronald McDonald House Charities of Southern California while the proceeds from the past six seasons went to the American Heart Association (he is also on the Board of Directors with that group).

During the 1998-99 season, Evans worked alongside Nickson as a back-up commentator. Prior to his full-time radio role, Evans served as the Director of Premium Seating Sales for STAPLES Center, where he was responsible for sales of luxury suites, premier seats and the premier club. Prior to taking the position at STAPLES Center, Evans managed at Martin Cadillac in West Los Angeles from 1992-99 where he reached Master Manager Status seven straight years. Along with his role on the radio, Evans is also an executive with the Toyota Sports Center in El Segundo, formerly serving as the facility's General Manager, and he sits on the Board for the Kings Alumni Association.

Originally selected by the Kings in the ninth-round (178th overall) of the 1980 NHL Entry Draft, the left wing recorded 52 points (22-30-52) in 113 career NHL games with the Kings, Washington Capitals and Toronto Maple Leafs. Also, in 11 career playoff games, Evans, 54 (1/12/61), registered 13 points (all of those 13 points came with the Kings during the 1982 playoffs).


In addition, Evans coached the UCLA Bruins club hockey team in the Pac-8 League for two seasons (1997-99). They won the Pac-8 Championship in 1998-99 and also went to the National Championships in Utah in 1999, where they were eliminated. Evans was also named the Pac-8 Coach of the Year both years.

Evans, additionally, continues to serve as a Power Skating Consultant for the Kings, having started those duties in 2007; he works as a TV Analyst (pre-game, post-game and intermissions) for Kings games on FOX Sports West; and he annually contributes to Kings Vision (LAKings.com).

In 2015 the Kings introduced a new Youth Hockey Service award, which is now given annually to an active Kings player, after Evans. He also in 2015 was nominated for the best Radio Analyst award by the Southern California Sports Broadcasting group and the local chapter of the American Heart Association honored Evans with their inaugural "KING OF HEARTS" award.

A native of Toronto, Daryl resides in Redondo Beach, and he has two children: DJ and Danielle.

## KINGS STAFF MEMBERS WHO PLAYED IN THE NHL



NIKLAS ANDERSSON




ROB BLAKE



MIKE DONNELLY



NELSON EMERSON




DARYL EVANS



JIM FOX



GLEN MURRAY



MIKE O'CONNELL



SEAN O'DONNELL



MARK OSBORNE



DAVIS PAYNE



BILL RANFORD



LUC ROBITAILLE



CHRISTIAN RUUTU



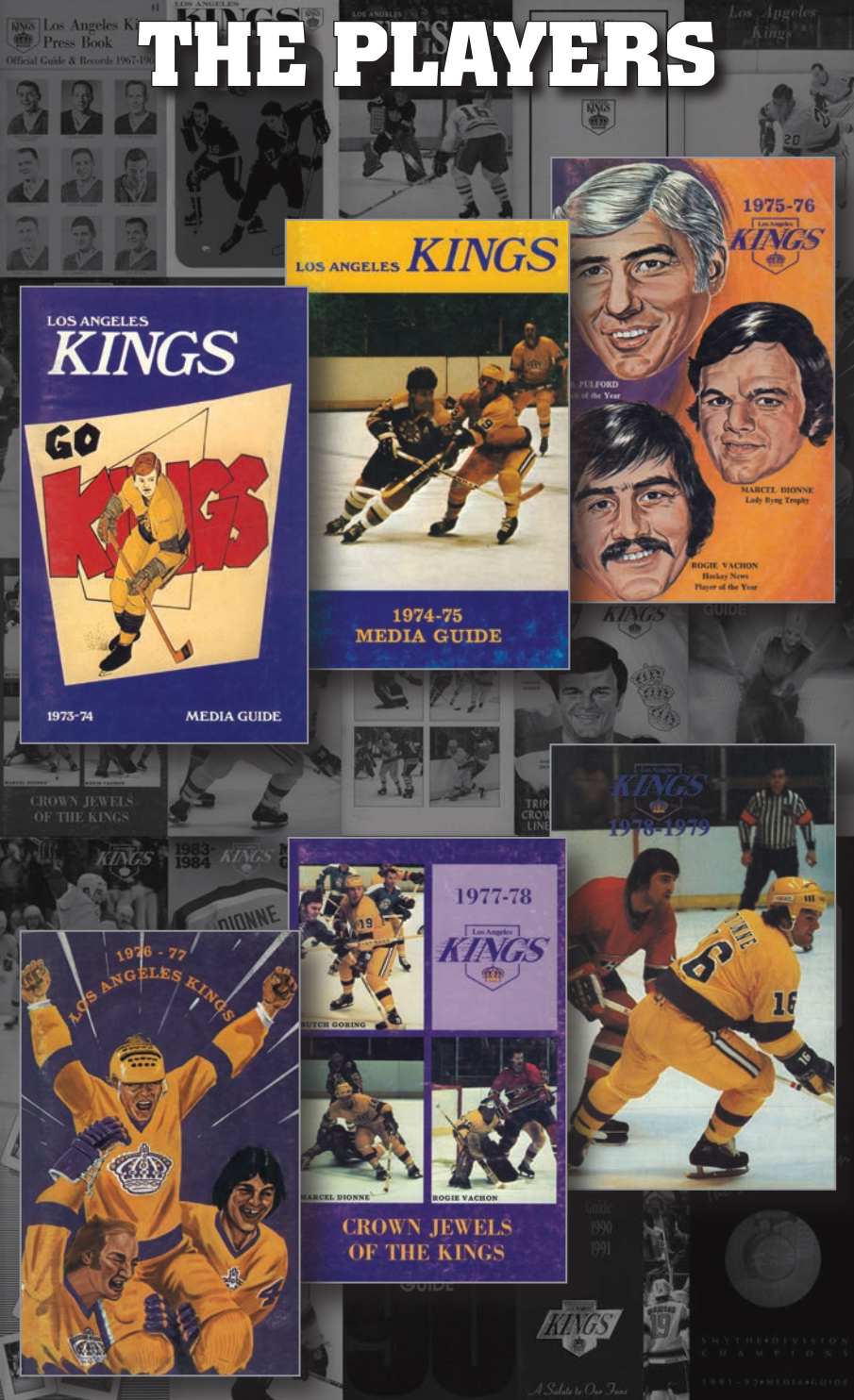
JOHN STEVENS



DARRYL SUTTER

NOT PICTURED: ROB LAIRD

# THE PLAYERS



LOS ANGELES KINGS



# 15

## ANDY ANDREOFF

**Position:** Left Wing  
**Shoots:** Left  
**Height:** 6-1  
**Weight:** 203  
**Age:** 24 (Turns 25 on May 17, 2016)  
**Birthplace:** Pickering, Ontario (May 17, 1991)

### ACQUIRED BY KINGS:

Selected by the Kings in the third round (80th overall) in the 2011 NHL Entry Draft.

**2014-15:** Recorded his first career-multi-point game (1-1=2), April 11 vs. SJS; also marked his first career NHL assist...Recorded his first NHL goal (1-0=1), March 16 vs. ARI; the goal was the game-winning goal, the last King to have his first career goal also be the game-winning goal was Jordan Nolan, Feb. 12, 2012 at DAL...Appeared in his first NHL game, Oct. 14 vs. EDM.

**2013-14:** One of only two Manchester players to appear in all 76 regular-season games...Rankings among team leaders were the following: tied for fourth in assists, fifth in points, ninth in goals and third in shots on goal (155)...Recorded three points (1-2=3) on Dec. 20 vs. Portland, his first game with at least three points in his career...PLAYOFFS: Appeared in all four of the Monarchs postseason games...Rankings among team leaders were the following: tied for first in points, tied for second in goals, tied for second in assists, first in PPG (one) and first in shots on goal (13).

**2012-13:** Among Manchester rookies he ranked: fourth in points, fourth in goals and fourth in assists...PLAYOFFS: Led Manchester in assists, was second in points...Recipient of Manchester's Mark Bavis Unsung Hero Award.

**2011-12:** On Oshawa (OHL) he ranked: first in assists, tied for third

in points, tied for fourth in goals and fourth in PPG (eight)...Recorded three points in a game seven times, including back-to-back games (1-2=3 Dec. 2 vs. Sarnia and 2-1=3 Dec. 4 vs. Peterborough)...Recorded five straight multi-point games Dec. 28 to Jan. 6 (3-9=12)...Made pro debut with Manchester April 6 at Connecticut.

**2010-11:** On Oshawa he ranked: second in points, second in goals, second in assists, first in plus-minus (plus-34, tied for 12th in OHL), first in penalty minutes and first in SHG (four, tied for fifth in OHL)...Recorded four points

### ANDREOFF -vs- NHL

	GP	G	A	PTS	PIM		GP	G	A	PTS	PIM
ANA	1	0	0	0	2	MTL	—	—	—	—	—
ARI	1	1	0	1	0	NSH	1	0	0	0	0
BOS	—	—	—	—	—	NJD	1	0	0	0	2
BUF	1	0	0	0	5	NYI	—	—	—	—	—
CGY	—	—	—	—	—	NYR	—	—	—	—	—
CAR	—	—	—	—	—	OTT	—	—	—	—	—
CHI	—	—	—	—	—	PHI	1	0	0	0	0
COL	—	—	—	—	—	PIT	1	0	0	0	2
CBJ	1	0	0	0	0	SJS	1	1	1	2	0
DAL	—	—	—	—	—	STL	1	0	0	0	0
DET	1	0	0	0	0	TBL	—	—	—	—	—
EDM	2	0	0	0	7	TOR	1	0	0	0	0
FLA	—	—	—	—	—	VAN	1	0	0	0	0
LAK	—	—	—	—	—	WSH	1	0	0	0	0
MIN	1	0	0	0	0	WPG	1	0	0	0	0

### CAREER HIGHLIGHTS

<b>FIRST NHL GAME:</b>	Oct. 14, 2014 vs. Edmonton
<b>FIRST NHL GOAL:</b>	March 16, 2015 vs. Arizona
<b>FIRST NHL ASSIST:</b>	April 11, 2015 vs. San Jose
<b>MOST POINTS, GAME:</b>	2, April 11, 2015 vs. San Jose
<b>MOST GOALS, GAME:</b>	1, 2x's (Last: April 11, 2015 vs. San Jose)
<b>MOST ASSISTS, GAME:</b>	1, April 11, 2015 vs. San Jose
<b>HIGHEST PLUS/MINUS:</b>	+2, April 11, 2015 vs. San Jose
<b>HIGHEST TIME ON ICE:</b>	12:16, Oct. 14, 2014 vs. Edmonton
<b>MOST SHOTS:</b>	2, 3x's (Last: March 16, 2015 vs. Arizona)
<b>LONGEST POINT STREAK:</b>	None
<b>LONGEST GOAL STREAK:</b>	None
<b>LONGEST ASSIST STREAK:</b>	None
<b>CAREER POWER-PLAY GOALS:</b>	None
<b>CAREER SHORT-HANDED GOALS:</b>	None
<b>CAREER GAME-WINNING GOALS:</b>	1, March 16, 2015 vs. Arizona
<b>CAREER PENALTY SHOTS:</b>	None
<b>CAREER OVERTIME GOALS:</b>	None
<b>CAREER SHOOTOUT GOALS/ATTEMPTS:</b>	None
<b>CAREER PLUS-MINUS:</b>	+1

in a game three times (including 3-1=4 Dec. 30 at Peterborough)...Points (5-9=14) in eight straight games (Feb. 21 to March 11)...Points (6-8=14) in seven straight games (Jan. 8 to Jan. 22)...Helped Oshawa advance to the OHL's Eastern Conference Semifinals...Third on Oshawa in playoff penalty minutes.

**2009-10:** Tied for second on Oshawa in assists...Points (3-6=9) in seven straight games (Feb. 15 to Feb. 28)...Points (1-7=8) in six straight games (Dec. 11 to Dec. 30)...Points (3-4=7) in six straight games (Sept. 18 to Oct. 4).


**2008-09:** Tied for fourth on Oshawa in PPG (five)...Recorded five multi-point games.

**2007-08:** First season playing juniors, split time with Pickering (OPJHL) and Oshawa...Helped Oshawa advance to the OHL's Eastern Conference Semifinals.

**LAST AMATEUR CLUB:** Oshawa, OHL.

### CAREER STATISTICS

SEASON	TEAM	LEAGUE	REGULAR SEASON					PLAYOFFS				
			GP	G	A	PTS	PIM	GP	G	A	PTS	PIM
2011-12	Manchester Monarchs	AHL	5	1	0	1	4	4	2	0	2	2
2012-13	Manchester Monarchs	AHL	69	13	13	26	111	4	0	3	3	2
2013-14	Manchester Monarchs	AHL	76	11	24	35	133	4	1	2	3	2
2014-15	Los Angeles Kings	NHL	18	2	1	3	18	—	—	—	—	—
2014-15	Manchester Monarchs	AHL	7	5	5	10	11	—	—	—	—	—
NHL/KINGS Totals			18	2	1	3	18	—	—	—	—	—



# 23

## DUSTIN BROWN

**Position:** Right Wing  
**Shoots:** Right  
**Height:** 6-0  
**Weight:** 206  
**Age:** 30 (Turns 31 on Nov. 4, 2015)  
**Birthplace:** Ithaca, N.Y. (Nov. 4, 1984)

### ACQUIRED BY KINGS:

Selected by the Kings in the first round (13th overall) in the 2003 NHL Entry Draft.

**2014-15:** Led the Kings in hits for the 10th consecutive season (242)...Passed Butch Goring (736) and Matthias Norstrom (780) to move into fifth on the Kings all-time games played list...Passed Mike Murphy (28), Goring (28) and Rob Blake (29) for fifth on the Kings all-time game-winning goals list...Appeared in his 800th NHL game, April 7 at EDM...Registered two assists (0-2=2; his second multi-assist game of the season), Feb. 5 at FLA...Tallied nine hits, Jan. 17 vs. ANA...Logged two assists (0-2=2; first multi-assist game since Oct. 24, 2013 vs. PHX), Jan. 8 vs. NYR...Registered eight shots (most by a King in 2014-15), Dec. 12 at MTL...Scored his 200th career goal in his first multi-point game of the season (1-1=2), Nov. 26 at MIN...Missed on a penalty shot (1-for-5 in his career), Oct. 31 at DET.

**2013-14:** Awarded the Mark Messier NHL Leadership Award...third consecutive year he was nominated for the award...Led the Kings in hits (246)...Played in his 700th career game Feb. 26 at COL...Recorded his 400th career point with a goal Dec. 17 vs. EDM...PLAYOFFS: NHL rankings were the following: led the league in hits (125), tied for second in GWG (two), tied for fifth in assists,

goals and plus/minus (plus-7) and tied for sixth in points (14) on the Kings...Recorded his first-career playoff overtime goal June 7, 2014 in Game 2 of the SCF vs. NYR.

**2012-13:** Finalist for Mark Messier Leadership Award for second straight season...Tied for seventh in NHL in PPG (eight) and eighth in hits (156)...Selected as Kings nominee for the 2013 King Clancy Memorial Trophy for fourth straight season...Selected as the Kings Most Popular Player...Consecutive games played streak snapped at 314 when he missed April 24 game at DET due to suspension (streak

### BROWN -vs- NHL

	GP	G	A	PTS	PIM		GP	G	A	PTS	PIM
ANA	62	21	21	42	36	MTL	11	1	2	3	8
ARI	61	14	15	29	29	NSH	37	10	10	20	18
BOS	14	5	3	8	4	NJD	13	1	3	4	10
BUF	11	3	3	6	4	NYI	12	2	5	7	4
CGY	43	11	15	26	25	NYR	10	3	6	9	4
CAR	11	1	5	6	4	OTT	11	2	2	4	10
CHI	40	10	7	17	32	PHI	12	0	2	2	14
COL	40	11	16	27	20	PIT	11	2	3	5	8
CBJ	34	6	11	17	34	SJS	62	16	18	34	61
DAL	59	19	19	38	74	STL	38	14	9	23	35
DET	34	5	9	14	8	TBL	11	2	1	3	6
EDM	40	15	15	30	22	TOR	11	5	3	8	10
FLA	12	5	5	10	0	VAN	42	12	8	20	29
LAK	—	—	—	—	—	WSH	12	2	6	8	2
MIN	36	7	11	18	31	WPG	12	2	2	4	2

### CAREER HIGHLIGHTS

<b>FIRST NHL GAME:</b>	Oct. 9, 2003 at Detroit
<b>FIRST NHL GOAL:</b>	Nov. 22, 2003 at Colorado
<b>FIRST NHL ASSIST:</b>	Nov. 5, 2003 at Florida
<b>MOST POINTS, GAME:</b>	4, 3x's (Last: Feb. 25, 2012 vs. Chicago)
<b>MOST GOALS, GAME:</b>	3x's (Last: Feb. 25, 2012 vs. Chicago)
<b>MOST ASSISTS, GAME:</b>	3, Jan. 26, 2010 at Toronto
<b>HIGHEST PLUS/MINUS:</b>	+4, 3x's (Last: March 5, 2013 vs. St. Louis)
<b>HIGHEST TIME ON ICE:</b>	26:38, Feb. 10, 2008 at Columbus
<b>MOST SHOTS:</b>	11, Dec. 5, 2008 vs. Edmonton
<b>LONGEST POINT STREAK:</b>	10, Feb. 25 to March 16, 2012: 5-10=15
<b>LONGEST GOAL STREAK:</b>	5, Jan. 17 to Jan. 31, 2009: 6g
<b>LONGEST ASSIST STREAK:</b>	7, 2x's (Last: Dec. 2, to Dec. 18, 2010: 9a)
<b>CAREER POWER-PLAY GOALS:</b>	71, Last: Nov. 18, 2014 vs. Florida
<b>CAREER SHORT-HANDED GOALS:</b>	3, Last: Feb. 25, 2012 vs. Chicago
<b>CAREER GAME-WINNING GOALS:</b>	30, Last: Feb. 9, 2015 at Columbus
<b>CAREER PENALTY SHOTS:</b>	1/5, Last: Oct. 31, 2014 at Detroit (vs. Howard) – Miss
<b>CAREER OVERTIME GOALS:</b>	4, Last: April 11, 2010 at Colorado
<b>CAREER SHOOTOUT GOALS/ATTEMPTS:</b>	19/59 (32.2 percent)
<b>CAREER PLUS-MINUS:</b>	-34

started Feb. 27, 2009)...Earned his 200th career assist Feb. 25 vs. ANA...Played in his 600th career game Jan. 28 vs. VAN...Played with ZSC Lions (Switzerland, 8-5=13 in 16 GP) during the lockout...PLAYOFFS: Fourth in the NHL in hits (78).

**2011-12:** Finalist for Mark Messier Leadership Award...Selected as the Kings nominee for King Clancy Memorial Trophy...Ranked second in the NHL in hits (239)...Tied career high in assists...Led Kings in GWG (six) and PPG (nine, tied with Justin Williams)...One of five Kings to play in all 82 regular season games...Points (5-10=15) in career high 10 straight games, Feb. 25-March 16...Earned third career hat trick and

tied career high with four points (3-1=4) Feb. 25 vs. CHI...PLAYOFFS: NHL rankings were the following: tied for first in goals, assists, points, plus-minus (plus-16, tied club record), GWG (three) and SHG (two)...Led NHL in SHP (five, club record) and hits (93)...Tied NHL record with two SHG in one game: April 13 at VAN...Became the second American captain to hoist the Stanley Cup (Derian Hatcher was the first).

**2010-11:** Recipient of NHL Foundation Award (nominated for third straight year)...Recipient of Kings Community Service Award for third straight year...Kings nominee for King Clancy Memorial Trophy...Kings rankings were the following: first in goals, tied for second in

### CAREER STATISTICS

SEASON	TEAM	LEAGUE	REGULAR SEASON					PLAYOFFS				
			GP	G	A	PTS	PIM	GP	G	A	PTS	PIM
2003-04	Los Angeles Kings	NHL	31	1	4	5	16	—	—	—	—	—
2004-05	Manchester Monarchs	AHL	79	29	45	74	96	6	5	2	7	10
2005-06	Los Angeles Kings	NHL	79	14	14	28	80	—	—	—	—	—
2006-07	Los Angeles Kings	NHL	81	17	29	46	54	—	—	—	—	—
2007-08	Los Angeles Kings	NHL	78	33	27	60	55	—	—	—	—	—
2008-09	Los Angeles Kings	NHL	80	24	29	53	64	—	—	—	—	—
2009-10	Los Angeles Kings	NHL	82	24	32	56	41	6	1	4	5	6
2010-11	Los Angeles Kings	NHL	82	28	29	57	67	6	1	1	2	6
2011-12	Los Angeles Kings	NHL	82	22	32	54	53	20	8	12	20	34
2012-13	Los Angeles Kings	NHL	46	18	11	29	22	18	3	1	4	8
2013-14	Los Angeles Kings	NHL	79	15	12	27	66	26	6	8	14	22
2014-15	Los Angeles Kings	NHL	82	11	16	27	26	—	—	—	—	—
NHL/KINGS Totals			802	207	235	442	544	76	19	26	45	76

points, second in plus-minus (plus-17), second in PPG (seven), second in shots (228), first in hits (300, third in NHL) and second in takeaways (35)...One of six Kings to play in all 82 regular season games...Earned 300th NHL point, March 26 vs. COL...Played in 500th NHL game March 13 at DAL...Tied career high with four points (2-2=4) Dec. 21 at COL...Points/assists (2-9=11) in seven straight games, Dec. 2-18 - assist streak tied career high...PLAYOFFS: Led club in hits (34).

**2009-10:** Finalist for NHL Foundation Player Award...Second in NHL in hits (287)...One of three Kings to play in all 82 games...Kings Most Popular Player and recipient of Kings Community Service Award...Kings nominee for King Clancy Memorial Trophy...Second career hat trick and career high four points (3-1=4) April 1 vs. VAN...Career high three assists (0-3=3) Jan. 26 at TOR...Played in 400th NHL game Jan. 23 at DET...Earned 100th NHL goal Jan. 14 vs. ANA...Earned 200th NHL point Oct. 22 vs. DAL...PLAYOFFS: Led club in hits (32).

**2008-09:** Finalist for the NHL Foundation Player Award...Kings MVP (Bill Libby Memorial Award), Most Popular Player and recipient of Kings Community Service Award...Third in NHL in hits (285), eighth in NHL in shots (292)...Earned 100th career NHL assist March 3 at CBJ...Career-high five-game goal (6-4=10) streak, Jan. 17-31...NHL No. 1 Star of the Week Jan. 25 (2-1=3, 2 GWG)...Named to 2009 NHL All-Star Team in Montreal (first appearance)...Played in 300th NHL game Dec. 17 vs. NYR...First career hat trick Dec. 11 vs. STL...Named 15th captain in Kings history on Oct. 8...Youngest to wear the "C" in Kings history and only American-born captain in team history.

**2007-08:** Selected as Kings Most Inspirational Player (Ace Bailey Memorial Award) and Most Popular Player...Led Kings in goals and tied for first in PPG (12)...Led NHL with 311 hits...Career-high seven-game assist streak (4-7=11), Nov. 28 to Dec. 10...Notched 100th career NHL point Dec. 5 at PHX...Played in 200th career NHL game Oct. 19 at VAN.

**2006-07:** Second on club in PPG (13)...Second in NHL in hits (258)...Second on club in PPP (25).

**2005-06:** Led club in hits (175)...Played in 100th career NHL game March 27 at VAN.


**2003-04:** Made NHL debut Oct. 9 at DET...First career point (assist) Nov. 5 at FLA (10th NHL game)...First NHL goal Nov. 22 at COL (18th NHL game).

**LAST AMATEUR CLUB:** Guelph, OHL.

**INTERNATIONAL PLAY:** Played for Team USA at the following tournaments: Olympics (2014, 6 GP, 2-1=3, alternate captain), (2010, 6 GP, 0-0=0, alternate captain, silver medal)...World Championships (2009, 9 GP, 3-5=8, team captain), (2008, 7 GP, 5-4=9), (2006, 7 GP, 5-2=7), (2004: 9 GP, 1-3=4, bronze medal)...World Junior Championships (2003, 7 GP, 2-2=4), (2002, 7 GP, 1-3=4).

## DID YOU KNOW?

*Dustin Brown passed former Kings Butch Goring (736) and Mattias Norstrom (780) to move into fifth place on the Kings all-time games played list (802) during the 2014-15 season.*





# 77

## JEFF CARTER

**Position:** Center

**Shoots:** Right

**Height:** 6-4

**Weight:** 215

**Age:** 30 (Turns 31 on Jan. 1, 2016)

**Birthplace:** London, Ontario (Jan. 1, 1985)

### ACQUIRED BY KINGS:

From CBJ for Jack Johnson and a first-round selection in the 2013 NHL Draft on Feb. 23, 2012.

**2014-15:** Rankings among Kings players were the following: first in goals (28), first in game-winning goals (five), second in points (62) and third in assists (34)...One of four Kings players to play in all 82 games...Had more goals, points, assists and games played than he has had in any season with the Kings...Registered 16 multi-point games (tied for the most on the team in 2014-15), the team was 15-1-0 in those games...Had a three-game point streak (2-3=5), April 2-6...Recorded a three-game point streak (1-2=3), March 24-28...Had a three-game goal streak (4-0=4), March 1-5... Played in his 700th career NHL game (200th with the Kings), March 5 vs. MTL...Scored his first shorthanded goal of the season (1-0=1), March 3 at EDM; first since Oct. 21, 2013 vs. CGY...Had a six-game point streak (4-6=10), Feb. 9-21; tied the longest streak by a King this season...Tied his career-high with three assists (0-3=3; third time, all in 2014-15), Feb. 12 vs. CGY...Recorded three points (2-1=3), Jan. 28 vs. CHI... Had a three-game point streak (3-4=7), Dec. 16-20...Scored two goals including the game-winning goal (2-0=2), Dec. 20 vs. ARI... Tied his career-high in assists and points (1-3=4), Dec. 18 vs. STL... Set his career-high in assists and tied

his career-high in points (1-3=4), Oct. 26 vs. CBJ...Had two points (1-1=2), including his 100th point (63-37=100) as a King, Oct. 23 vs. BUF...Had a three-game goal streak (3-2=5), Oct. 11-14.

**2013-14:** Led the Kings in shots (256)... Recorded 20 goals for seventh straight season (25-plus goals for sixth time in career)...Two points (1-1=2) including 200th career assist Feb. 26 at COL...Goals (four) in four straight games (Jan. 16-21)... Played in 600th career game (and 100th as a King) Jan. 11 vs. DET...PLAYOFFS: NHL

### CARTER -vs- NHL

	GP	G	A	PTS	PIM		GP	G	A	PTS	PIM
ANA	24	8	4	12	10	MTL	27	11	6	17	22
ARI	19	7	6	13	4	NSH	19	13	9	22	0
BOS	31	8	9	17	10	NJD	42	11	10	21	22
BUF	26	13	10	23	18	NYI	42	19	24	43	20
CGY	22	5	4	9	10	NYR	44	8	12	20	22
CAR	28	13	12	25	14	OTT	26	7	9	16	17
CHI	18	5	5	10	6	PHI	4	1	0	1	4
COL	15	12	3	15	8	PIT	42	16	15	31	47
CBJ	12	7	6	13	6	SJS	23	9	7	16	14
DAL	21	7	6	13	6	STL	17	6	6	12	10
DET	13	4	6	10	8	TBL	28	15	7	22	16
EDM	17	13	6	19	24	TOR	25	11	8	19	18
FLA	28	11	13	24	12	VAN	21	8	6	14	14
LAK	8	3	2	5	8	WSH	26	10	12	22	12
MIN	19	7	5	12	6	WPG	31	15	11	26	4

### CAREER HIGHLIGHTS

<b>FIRST NHL GAME:</b>	Oct. 5, 2005 vs. NY Rangers (with Philadelphia)
<b>FIRST NHL GOAL:</b>	Oct. 27, 2005 vs. Florida (with Philadelphia)
<b>FIRST NHL ASSIST:</b>	Oct. 15, 2005 vs. NY Islanders (with Philadelphia)
<b>MOST POINTS, GAME:</b>	4, 5x's (Last: Dec. 18, 2014 vs. St. Louis)
<b>MOST GOALS, GAME:</b>	3, 5x's (Last: March 4, 2013 vs. Nashville)
<b>MOST ASSISTS, GAME:</b>	3, 3x's (Last: Feb. 12, 2015 vs. Calgary)
<b>HIGHEST PLUS/MINUS:</b>	+5, Dec. 20, 2008 vs. Washington (with Philadelphia)
<b>HIGHEST TIME ON ICE:</b>	27:14, Nov. 28, 2009 at Atlanta (with Philadelphia)
<b>MOST SHOTS:</b>	12, March 1, 2007 at Boston (with Philadelphia)
<b>LONGEST POINT STREAK:</b>	7, Oct. 18 to Nov. 2, 2008: 7-3=10 (with Philadelphia)
<b>LONGEST GOAL STREAK:</b>	6, Feb. 8 to March 3, 2010: 7g (with Philadelphia)
<b>LONGEST ASSIST STREAK:</b>	4, 3x's (Last: Feb. 21 to Feb. 27, 2009: 4a; with Philadelphia)
<b>CAREER POWER-PLAY GOALS:</b>	84, Last: April 2, 2015 vs. Edmonton
<b>CAREER SHORT-HANDED GOALS:</b>	14, Last: March 3, 2015 at Edmonton
<b>CAREER GAME-WINNING GOALS:</b>	58, Last: March 24, 2015 at NY Rangers
<b>CAREER PENALTY SHOTS:</b>	None
<b>CAREER OVERTIME GOALS:</b>	5, Last: Oct. 9, 2013 vs. Ottawa
<b>CAREER SHOOTOUT GOALS/ATTEMPTS:</b>	13/50 (26.0 percent)
<b>CAREER PLUS-MINUS:</b>	+54

rankings were the following: tied for second in points, second in goals, third in assists, tied for first in PPG (four) and tied for third in PPP (eight)...Earned his second career postseason hat trick (11th in Kings playoff history), tied his postseason career-high in goals and set a playoff career-high in points (four) May 21, 2014 at CHI; also, set a Kings franchise record for points in a single period (four) in the same game...Became the first player in Kings history to record at least two hat tricks in the postseason...Points in (12) in six straight games, May 16-28 (5-7=12), also set a career-long assist streak during

the same span...Points (five) in five straight games, April 17-26 (2-3=5).

**2012-13:** NHL rankings were the following: fourth in goals, tied for seventh in PPG (eight), first in GWG (eight)...Selected as the Kings MVP (Bill Libby Memorial Award)...Earned 400th career point with a goal March 30 at MIN...Named NHL's Third Star Of The Week March 11...Scored 13 goals in 13-game span, Feb. 11-March 9...Fifth career hat trick March 4 vs. NSH...Goals (five) in five straight games, Feb. 19-27...PLAYOFFS: Tied for the team lead in points and goals.

### CAREER STATISTICS

SEASON	TEAM	LEAGUE	REGULAR SEASON					PLAYOFFS				
			GP	G	A	PTS	PIM	GP	G	A	PTS	PIM
2003-04	Philadelphia Phantoms	AHL	—	—	—	—	—	12	4	1	5	0
2004-05	Philadelphia Phantoms	AHL	3	0	1	1	4	21	12	11	23	12
2005-06	Philadelphia Flyers	NHL	81	23	19	42	40	6	0	0	0	10
2006-07	Philadelphia Flyers	NHL	62	14	23	37	48	—	—	—	—	—
2007-08	Philadelphia Flyers	NHL	82	29	24	53	55	17	6	5	11	12
2008-09	Philadelphia Flyers	NHL	82	46	38	84	68	6	1	0	1	8
2009-10	Philadelphia Flyers	NHL	74	33	28	61	38	12	5	2	7	2
2010-11	Philadelphia Flyers	NHL	80	36	30	66	39	6	1	1	2	2
2011-12	Columbus Blue Jackets	NHL	39	15	10	25	14	—	—	—	—	—
2011-12	Los Angeles Kings	NHL	16	6	3	9	2	20	8	5	13	4
2012-13	Los Angeles Kings	NHL	48	26	7	33	16	18	6	7	13	14
2013-14	Los Angeles Kings	NHL	72	27	23	50	44	26	10	15	25	4
2014-15	Los Angeles Kings	NHL	82	28	34	62	28	—	—	—	—	—
NHL Totals			718	283	239	522	392	111	37	35	72	56
KINGS Totals			218	87	67	154	90	64	24	27	51	22

**2011-12:** Selected as the Kings Best Newcomer (Mark Bavis Memorial Award)... Earned 200th career goal March 11 at CHI... First two goals as a King March 3vs. ANA... Made Kings debut Feb. 25 vs. CHI...Earned fourth career hat trick and played in 500th career game Feb. 21 vs. SJS...Earned third career hat trick Dec. 22 at NSH...Served as an alternate captain for CBJ...PLAYOFFS: NHL rankings were the following: tied for first in goals, second in PPG (four) and tied for first in GWG (three)...Earned first career playoff hat trick (10th in Kings playoff history) May 15 at PHX...Scored OT game-winner in Game 2 of the Stanley Cup Final, June 2 at NJD...Scored two goals (including the GWG) in Stanley Cup Final clinching Game 6, June 11 vs. NJD.

**2010-11:** Led PHI in goals for third straight season (seventh overall in NHL)...Led PHI in GWG (seven) and shots (335, third in NHL)... Was a career-high plus-27...Recorded a shot in every game he played...Served as an alternate captain for PHI for second straight season...Earned 300th career point Dec. 8 vs. SJS...Played in 400th career game Nov. 16 at MTL...Earned second career hat trick Nov. 11 at CAR.

**2009-10:** Led PHI in goals and shots (319, third in NHL)...Tied for first on PHI in GWG (six, tied for 10th in NHL)...Second on PHI in points and PPG (11)...Played in 286 consecutive games from Dec. 19, 2006 to March 21, 2010...Goals (seven) in career-high six straight games, Feb. 8 to March 3...Tied career high with four points (2-2=4) Oct. 8 vs. PIT...Helped Flyers advance to Stanley Cup Final before losing to CHI.

**2008-09:** Established career highs in the following categories: goals, assists, points, penalty minutes, PPG (13), SHG (four), GWG (12) and shots (342)...Became 13th player in PHI history to score 40 goals...Led PHI in goals (second in NHL), points, PPG, GWG (also first in NHL), shots (fourth in NHL), plus-minus (plus-23) and overtime goals (three, tied for first in NHL)...Tied for second on PHI in SHG (tied for fourth in NHL)...Named to 2009 NHL All-Star Team (first appearance)...Earned first career hat trick and tied career-high with four points (3-1=4) April 3 vs. TOR...Played in 300th career game March 29 vs. BOS...Earned 100th career assist March 26 vs. FLA...Earned 200th career point March 10 vs. BUF...Earned 100th career goal Feb. 8 at ATL...Recorded a career-high four points (2-2=4) and plus-5

rating Dec. 20 vs. WSH...Points (7-3=10) in career-high seven straight games, Oct. 18 to Nov. 2.

**2007-08:** Led PHI in shots (260)...Tied for third on PHI in goals and GWG (five)...Second on PHI in SHG (two)...Played in 200th career game Feb. 14 vs. TBL...Earned 100th career point Dec. 29 at TBL...Led PHI in shots (72).

**2006-07:** Missed 20 games due to injury... Tied for second on PHI in SHG (two)...Second on PHI in shots (215)...Recorded career-high 12 shots March 1 at BOS...Played in 100th career game Jan. 2 at NYI.

**2005-06:** NHL rankings among rookies were the following: tied for seventh in goals and plus-minus (plus-10), tied for fifth in SHG (two), tied for second in GWG (seven, tied for first overall on PHI) and sixth in shots (189).

**LAST AMATEUR CLUB:** Sault Ste. Marie, OHL.

**TRANSACTIONS:** Selected by PHI in the first round (11th overall) in the 2003 NHL Entry Draft...Traded to CBJ by PHI for Jakub Voracek, a first-round selection in the 2011 NHL Entry Draft and a third-round selection in the 2011 NHL Entry Draft on June 23, 2011.

**INTERNATIONAL PLAY:** Played for Team Canada at the following tournaments: Olympics (2014, 6 GP, 3-2=5, gold medal)... World Championships (2006, 9 GP, 4-2=6)... World Junior Championships (2005, 6 GP, 7-3=10, gold medal), (2004, 6 GP, 5-2=7, silver medal), named a tournament All-Star in both 2004 and 2005, his 12 goals combined in 2004 and 2005 tied Eric Lindros (later tied by John Tavares) for Canada's all-time record at the WJC...World U18 Championships (2003, 7 GP, 2-4=6, gold medal).

## DID YOU KNOW?

*Jeff Carter finished first in goals (28), first in game-winning goals (five), second in points (62) and third in assists (34) for the Kings in 2014-15.*





# 13

## KYLE CLIFFORD

**Position:** Left Wing  
**Shoots:** Left  
**Height:** 6-2  
**Weight:** 206  
**Age:** 24 (Turns 25 on Jan. 13, 2016)  
**Birthplace:** Ayr, Ontario (Jan. 13, 1991)

### ACQUIRED BY KINGS:

Selected by the Kings in the second round (35th overall) in the 2009 NHL Entry Draft.

**2014-15:** Led the Kings in penalty minutes and ranked fourth in hits (200; second among forwards)...Set career-highs in both assists (9) and points (15)...Registered his second-career multi-goal game (2-0=2), March 10 at COL; also set a career-high with a plus-3 rating...Tallied a game-high eight hits, Feb. 3 at WSH...Played in his 300th NHL game, Dec. 2 vs. BOS...Recorded his first multi-point game of the season and tied career-highs in points and assists (0-2=2), Nov. 22 at DAL.

**2013-14:** Led the Kings in penalty minutes...Tied a career-high with two assists Dec. 10 at MTL...PLAYOFFS: Led the NHL in penalty minutes...Assisted on the series-clinching GWG in Game 5 of the Stanley Cup Final vs. NYR...Tallied 1-1=2 points (tied a career-high, fourth time) in Game 1 of the Stanley Cup Final...Two assists (career high) in Game 7 of Round Two of the Western Conference Playoffs vs. ANA.

**2012-13:** Tied for ninth in NHL in hits (155)...Played in his 200th career game April 16 at SJS...First career multi-goal game March 16 vs. SJS...Points (1-4=5) in career high four straight games, Jan. 19-26...Two assists Jan. 19 vs. CHI...Played with Ontario (ECHL, 4-3=7 in 9 GP) during lockout.

**2011-12:** Led Kings in penalty minutes for second straight season..."Gordie Howe" hat trick Jan. 23 vs. OTT (1-1=2 and fighting major)...First career multi-point game in the regular season (1-1=2) Jan. 9 vs. WSH...Played 100th career game Nov. 28 vs. SJS.

### CLIFFORD -vs- NHL

	GP	G	A	PTS	PIM		GP	G	A	PTS	PIM
ANA	25	0	3	3	41	MTL	6	0	2	2	7
ARI	24	2	2	4	25	NSH	17	2	1	3	22
BOS	8	0	1	1	12	NJD	5	0	0	0	0
BUF	4	0	0	0	2	NYI	5	0	0	0	5
CGY	20	1	2	3	30	NYR	5	0	1	1	10
CAR	6	0	0	0	7	OTT	6	1	1	2	7
CHI	17	1	3	4	9	PHI	7	0	1	1	17
COL	15	3	1	4	6	PIT	6	0	0	0	2
CBJ	14	2	0	2	18	SJS	26	4	0	4	52
DAL	23	3	5	8	35	STL	17	1	1	2	35
DET	15	1	2	3	6	TBL	5	1	0	1	4
EDM	18	1	2	3	30	TOR	6	1	1	2	10
FLA	7	0	2	2	2	VAN	20	2	0	2	45
LAK	—	—	—	—	—	WSH	6	1	2	3	9
MIN	16	0	1	1	16	WPG	7	1	1	2	19

### CAREER HIGHLIGHTS

**FIRST NHL GAME:** Oct. 9, 2010 at Vancouver  
**FIRST NHL GOAL:** Dec. 9, 2010 vs. Calgary  
**FIRST NHL ASSIST:** Dec. 2, 2010 vs. Florida  
**MOST POINTS, GAME:** 2, 7x's (Last: March 10, 2015 at Colorado)  
**MOST GOALS, GAME:** 2, 2x's (Last: March 10, 2015 at Colorado)  
**MOST ASSISTS, GAME:** 2, 3x's (Last: Nov. 22, 2014 at Dallas)  
**HIGHEST PLUS/MINUS:** +3, March 10, 2015 at Colorado  
**HIGHEST TIME ON ICE:** 17:22, Feb. 11, 2012 at NY Islanders  
**MOST SHOTS:** 6, 2x's (Last: March 3, 2015 at Edmonton)  
**LONGEST POINT STREAK:** 4, Jan. 19 to Jan. 26, 2013: 1-4=5  
**LONGEST GOAL STREAK:** 2, April 24 to April 27, 2013: 2g  
**LONGEST ASSIST STREAK:** 2, 2x's (Last: Jan. 24 to Jan. 26, 2013: 2a)  
**CAREER POWER-PLAY GOALS:** None  
**CAREER SHORT-HANDED GOALS:** None  
**CAREER GAME-WINNING GOALS:** 4, Last: March 10, 2015 at Colorado  
**CAREER PENALTY SHOTS:** None  
**CAREER OVERTIME GOALS:** None  
**CAREER SHOOTOUT GOALS/ATTEMPTS:** None  
**CAREER PLUS-MINUS:** -3

**2010-11:** Led Kings in penalty minutes, which ranked second among NHL rookies...First Kings rookie to lead club in penalty minutes since Raitis Ivanans in 2006-07 (140)...Most penalty minutes by Kings rookie since Steve McKenna (150 in 1997-98)...Fifth on Kings in hits (138, which ranked third among NHL rookies)...Scored first NHL goal (22nd career game) Dec. 9 vs. CGY...Earned first NHL point (20th career game) with an assist Dec. 2 vs. FLA...Made NHL debut Oct. 9 at VAN...Tied for the 19th youngest player to appear in a game for the Kings (19 years, 269 days) and one of 20 teenagers to play for the Kings...PLAYOFFS: Tied for club lead in goals and points.

**2009-10:** 57 points (28-29=57) and 111 penalty minutes in 58 regular season games with Barrie (OHL)...Served as an alternate captain...Eighth on Barrie (tied for 14th in OHL) in plus-minus (plus-32)...Tied for fourth on Barrie in goals, fifth in penalty minutes...14 points (5-9=14) and 28 penalty minutes in 17 playoff games with Barrie, helping the Colts advance to the OHL Championship before losing to Windsor...Second on Barrie in penalty minutes...Signed with Manchester after Barrie was eliminated and made professional debut May 5 in the playoffs...Helped Monarchs advance to the AHL's Eastern Conference Finals.

### CAREER STATISTICS


SEASON	TEAM	LEAGUE	REGULAR SEASON					PLAYOFFS				
			GP	G	A	PTS	PIM	GP	G	A	PTS	PIM
2009-10	Manchester Monarchs	AHL	—	—	—	—	—	7	0	2	2	12
2010-11	Los Angeles Kings	NHL	76	7	7	14	141	6	3	2	5	7
2011-12	Los Angeles Kings	NHL	81	5	7	12	123	3	0	0	0	2
2012-13	Ontario Reign	ECHL	9	4	3	7	2	—	—	—	—	—
2012-13	Los Angeles Kings	NHL	48	7	7	14	51	14	0	2	2	8
2013-14	Los Angeles Kings	NHL	71	3	5	8	81	24	1	6	7	39
2014-15	Los Angeles Kings	NHL	80	6	9	15	87	—	—	—	—	—
NHL/KINGS Totals			356	28	35	63	483	47	4	10	14	56

**2008-09:** 28 points (16-12=28) and 133 penalty minutes in 60 regular season games with Barrie...Third on Barrie (19th in OHL) in penalty minutes...Fifth on Barrie in goals... Zero points and 13 penalty minutes in five playoff games with Barrie.

**2007-08:** 15 points (1-14=15) and 83 penalty minutes in 66 regular season games with Barrie...Among club rookies he ranked: third in points, second in assists, first in penalty minutes (tied for third overall)...One assist and four penalty minutes in nine playoff games with Barrie, helping the Colts advance to the OHL's Eastern Conference Semifinals.

**LAST AMATEUR CLUB:** Barrie, OHL.

**INTERNATIONAL PLAY:** Played for Team Canada at the following tournament: World U18 Championships (2009, 6 GP, 0-0=0, 16 PIM – led club).



**DID YOU KNOW?**

*Kyle Clifford matched a career high for most goals in one game when he scored two goals at Colorado on March 10, 2015.*





8

# DREW DOUGHTY

**Position:** Defense

**Shoots:** Right

**Height:** 6-1

**Weight:** 195

**Age:** 25 (Turns 26 on Dec. 8, 2015)

**Birthplace:** London, Ontario (Dec. 8, 1989)

## ACQUIRED BY KINGS:

Selected by the Kings in the first round (2nd overall) in the 2008 NHL Entry Draft.

**2014-15:** Selected as the Kings Outstanding Defenseman for the third consecutive year and sixth time overall...Won the Most Valuable Player Award as voted by the media (Billy Libby Memorial Award) for the first time...One of four Kings to play in all 82 games (second time in his career he has played in all 82 games)...Finished the season ranked second in the NHL in TOI/GP (28:59), led the league in total TOI (2,377:40), and led team defensemen in assists (39)...Registered nine multi-point games (most among team defensemen and tied for fifth overall)...Passed Jaroslav Modry (454), Marty McSorley (472) and Lubomir Visnovsky (499) to move into sixth on the Kings all-time games played list among defensemen...Moved into fifth on the Kings all-time points and assists by a defenseman list, surpassing Marty McSorley (234 points, 163 assists) in both categories...Tallied his 200th career NHL assist, April 7 at EDM...Played in his 500th career NHL game, Feb. 21 at SJS (Stadium Series Game)...Logged a regular-season career high 34:21 TOI, Dec. 18 vs. STL...Tallied a career-tying five game point streak (1-4=5), Nov. 15-25.

**2013-14:** Selected as the Kings Outstanding Defenseman and Kings Most Popular Player...Finished fifth on the team (led all defensemen) in points (37) and ranked second among team defensemen in goals (10) and assists (27)...Led the Kings in TOI/gm (25:42)...recorded 55 games of at least 25:00 TOI/gm...Consecutive games played streak ended at 199 when he missed April 5 game at VAN (upper-body injury) - streak began Oct. 29, 2011...Recorded 200th career point with a goal Dec. 11 at TOR...PLAYOFFS: Surpassed Steve Duchesne (13-26=39) for the most points in the playoffs

## DOUGHTY -vs- NHL

	GP	G	A	PTS	PIM		GP	G	A	PTS	PIM
ANA	37	3	17	20	38	MTL	8	1	2	3	4
ARI	36	8	9	17	24	NSH	25	5	7	12	10
BOS	11	1	5	6	4	NJD	8	1	2	3	2
BUF	8	0	5	5	6	NYI	10	2	2	4	12
CGY	28	2	7	9	18	NYR	9	0	0	0	12
CAR	8	0	2	2	2	OTT	8	1	5	6	8
CHI	24	2	8	10	22	PHI	10	2	3	5	2
COL	24	5	12	17	10	PIT	8	1	3	4	8
CBJ	23	4	17	21	24	SJS	38	3	16	19	29
DAL	32	3	13	16	36	STL	24	1	13	14	18
DET	22	2	6	8	16	TBL	8	2	3	5	8
EDM	27	9	9	18	14	TOR	8	2	5	7	2
FLA	9	1	5	6	8	VAN	28	1	9	10	46
LAK	—	—	—	—	—	WSH	9	1	2	3	6
MIN	24	3	8	11	10	WPG	10	0	6	6	4

## CAREER HIGHLIGHTS

<b>FIRST NHL GAME:</b>	Oct. 11, 2008 at San Jose
<b>FIRST NHL GOAL:</b>	Oct. 20, 2008 vs. Colorado
<b>FIRST NHL ASSIST:</b>	Nov. 6, 2008 vs. Florida
<b>MOST POINTS, GAME:</b>	4, Jan. 4, 2010 at San Jose
<b>MOST GOALS, GAME:</b>	2, Feb. 2, 2011 at Edmonton
<b>MOST ASSISTS, GAME:</b>	4, Jan. 4, 2010 at San Jose
<b>HIGHEST PLUS/MINUS:</b>	+4, Oct. 24, 2013 vs. Phoenix
<b>HIGHEST TIME ON ICE:</b>	34:21, Dec. 18, 2014 vs. St. Louis
<b>MOST SHOTS:</b>	9, Feb. 11, 2010 vs. Edmonton
<b>LONGEST POINT STREAK:</b>	5, 4x's (Last: Nov. 15 to Nov. 25, 2014: 1-4=5)
<b>LONGEST GOAL STREAK:</b>	3, April 6 to April 9, 2013: 3g
<b>LONGEST ASSIST STREAK:</b>	5, Dec. 19 to Dec. 28, 2011: 6a
<b>CAREER POWER-PLAY GOALS:</b>	30, Last: April 7, 2015 vs. Edmonton
<b>CAREER SHORT-HANDED GOALS:</b>	None
<b>CAREER GAME-WINNING GOALS:</b>	6, Last: April 2, 2015 at Edmonton
<b>CAREER PENALTY SHOTS:</b>	None
<b>CAREER OVERTIME GOALS:</b>	2, Last: Jan. 5, 2012 vs. Phoenix
<b>CAREER SHOOTOUT GOALS/ATTEMPTS:</b>	2/9 (22.2 percent)
<b>CAREER PLUS-MINUS:</b>	+38

as a Kings defenseman with an assist on May 3 at Anaheim in Game 1 of the Second Round...Led the league in PPP (10)...Sixth in the NHL (first among defensemen) in points (18), tied for fourth in the NHL (second among defensemen) in assists (13), second among defensemen in goals (five), and ranked fourth in the NHL with 28:45 TOI.

**2012-13:** Fourth in NHL in TOI/gm (26:23), eighth among league defensemen in hits (128) and sixth among defensemen in shots (114)...Selected as the Kings Outstanding Defenseman...Played 25+ minutes in 36 games (season high 33:25 Jan. 24 at EDM)...Goals (3g) in career high three straight games (April 6-9)...PLAYOFFS: Third in NHL in TOI/gm (27:57)...Led NHL in Sft/gm (36.6).

**2011-12:** Among NHL defensemen he ranked: tied for fifth in GWG (three) and tied for second in OT goals (one)...Led Kings in TOI/gm (24:53)...Tied career high with points (0-6=6) in five straight games (Dec. 19-28) - the assist streak set a career high...Earned 100th career assist Dec. 15 at CBJ...PLAYOFFS: NHL rankings among defensemen were the following: tied for first in goals, first in assists, first in points (fifth overall) and first in plus-minus (plus-11, fourth overall).

**2010-11:** Named Kings Outstanding Defenseman...Among NHL defensemen he ranked: tied for sixth in GWG (three), fifth in TOI/gm (25:38), seventh in PP TOI average (4:09)...First career two-goal game (both on PP) Feb. 2 at EDM...Played in his 200th NHL game Jan. 13 vs. STL...Points/assists (0-5=5)

## CAREER STATISTICS

SEASON	TEAM	LEAGUE	REGULAR SEASON					PLAYOFFS				
			GP	G	A	PTS	PIM	GP	G	A	PTS	PIM
2008-09	Los Angeles Kings	NHL	81	6	21	27	56	—	—	—	—	—
2009-10	Los Angeles Kings	NHL	82	16	43	59	54	6	3	4	7	4
2010-11	Los Angeles Kings	NHL	76	11	29	40	68	6	2	2	4	8
2011-12	Los Angeles Kings	NHL	77	10	26	36	69	20	4	12	16	14
2012-13	Los Angeles Kings	NHL	48	6	16	22	36	18	2	3	5	8
2013-14	Los Angeles Kings	NHL	78	10	27	37	64	26	5	13	18	30
2014-15	Los Angeles Kings	NHL	82	7	39	46	56	—	—	—	—	—
NHL/KINGS Totals			524	66	201	267	403	76	16	34	50	64

in four straight games (Dec. 26-30)...Earned 100th NHL point Dec. 21 at COL...Six points (1-5=6) in three-game span (Nov. 13-17)... Played in 126 consecutive games (Jan. 17, 2009 to Oct. 20, 2010) before missing game Oct. 21 at PHX with upper body injury... PLAYOFFS: Tied Kings playoff record for a defenseman with two goals and four points (2-2=4) April 16 at SJS.

**2009-10:** Finalist for Norris Trophy (second-youngest ever finalist in NHL, second King to be a finalist)...NHL Second-Team All-Star... Among NHL defensemen he ranked: third in points, tied for second in goals, tied for fifth in assists, tied for second in PPG (nine), second in PPP (31), tied for fifth in PPA (22), first in GWG (five)...Named Kings Outstanding Defenseman...First on Kings with 24:58 TOI/gm...27 points (5-22=27) in 28-game span (Dec. 28-March 10)...Earned 50th point March 8, 2010 vs. CBJ becoming 12th defenseman in club history to record 50+ points in a season... The second youngest Kings defenseman to record 50 points in a season (youngest was Larry Murphy, 76 points in 1980-81)...Points (1-6=7) in five straight games (Feb. 8-March 4)... Career high four assists/points Jan. 4 at SJS... Played in 100th NHL game Nov. 11 at CAR... Assists (6a) in four straight games (Oct. 22-28)...Points (2-4=6) in five straight games (Oct. 3-12)...PLAYOFFS: Tied for club lead in goals and points...Tied Kings playoff record for a defenseman with four points and three assists (1-3=4) April 19 vs. VAN.

**2008-09:** Named to NHL All-Rookie Team (fourth Kings defenseman to receive honor)... Named Kings Outstanding Defenseman and Best Newcomer (Mark Bavis Memorial Award)...Led NHL rookies and Kings with 23:49 TOI/gm...Tied for first among NHL rookie defensemen in points and assists...Tied for second among NHL rookie defensemen in goals...Most points by a Kings rookie defenseman since Lubomir Visnovsky (39) in 2000-01...Second among NHL rookies in blocked shots (114) and PPG (three)... Led NHL rookie defensemen in shots (126)... Participated at YoungStars event as part of the 2009 NHL All-Star Game festivities...First career multi-point game (both assists) Nov. 6, 2008 vs. FLA...Recorded first career NHL point with a goal Oct. 20 vs. COL (fifth NHL game)... Made NHL debut Oct. 11 at SJS... At the time was the fifth youngest player (second youngest defenseman) to appear in game for Kings.


**LAST AMATEUR CLUB:** Guelph, OHL.

**INTERNATIONAL PLAY:** Played for Team Canada at the following tournaments: Olympics (2014, 6 GP, 4-2=6, plus-4, gold medal), (2010, 7 GP, 0-2=2, plus-6, gold medal)...World Championships (2009, 9 GP, 1-6=7, plus-5, silver medal)...World Junior Championships (2008, 7 GP, 0-4=4, gold medal, Top Defenseman of tournament)... World U18 Championships (2007, 6 GP, 2-3=5)...Other (2007 Super Series, 8 GP, 0-2=2), (2006 World U17 Hockey Challenge), (2006 Ivan Hlinka Tournament, gold medal).

### DID YOU KNOW?

*Drew Doughty was selected as the Kings Outstanding Defenseman for the third consecutive year and sixth time overall<sup>®</sup> at the conclusion of last season. He also won the Most Valuable Player award as voted on by the media (Billy Libby Memorial Award) for the first time.*





44

# CHRISTIAN EHRHOFF

**Position:** Defense

**Shoots:** Left

**Height:** 6-2

**Weight:** 201

**Age:** 33 (Turns 34 on July 6, 2016)

**Birthplace:** Moers, Germany (July 6, 1982)

## ACQUIRED BY KINGS:

Signed by the Kings as an unrestricted free agent on Sept. 4, 2015.

**2014-15:** Appeared in 49 regular-season games during his first season with Pittsburgh... Ranked fourth among team defensemen in points (14)...All three goals he scored during the season were game-winning goals moving his career total to 24 (fifth among active NHL defensemen).

**2013-14:** Led Buffalo defensemen and ranked fourth on the team in points (33)...Ranked first on the team in assists (27) and TOI/GM (23:54)...Tied his career-high with three points (1-2=3), Jan. 25 at CBJ, also registered his first career short-handed goal...Recorded his second career multi-goal game (2-0=2), Feb. 25 vs. CAR...Registered assists in four consecutive games (0-4=4), Jan. 12-18...Recorded a four-game point streak (2-3=5), Feb. 6-28.

**2012-13:** Finished 10th among all NHL skaters with an average TOI of 25:11, the highest average of his career and the highest per-game average by a Sabres skater since Alexei Zhitnik skated 26:32 per game in the 2002-03 season... Led all Sabres skaters in average power play TOI (3:30) and tied for first with a plus- 6 rating...Finished first among Sabres defensemen in goals (5), assists (17), points (22)

and shots (102, which ranked 8th among all NHL defensemen)...Registered a four-game point streak (1-4=5), April 13-19...Skated in his 600th career NHL game, March 30 vs. WSH.

**2011-12:** Led Buffalo in average TOI per game (23:03) and had more than 20 minutes of TOI in 58 of 66 games...The Sabres were 36-22-8 with Ehrhoff in the lineup, 20-4-1 when he recorded at least one point and 6-0-0 when he had a multi-point game that season...Recorded 200th career assist, March 21 vs. MTL...Tied his career-highs for points and assists with three assists, Feb. 19 vs. PIT...

## EHRHOFF -vs- NHL

	GP	G	A	PTS	PIM		GP	G	A	PTS	PIM
ANA	42	5	16	21	34	MTL	26	1	10	11	10
ARI	38	5	11	16	20	NSH	31	1	9	10	24
BOS	22	3	10	13	10	NJD	18	0	3	3	18
BUF	8	0	4	4	6	NYI	17	2	6	8	15
CGY	34	3	14	17	16	NYR	20	0	3	3	12
CAR	17	3	7	10	12	OTT	20	1	8	9	17
CHI	28	5	9	14	20	PHI	17	3	7	10	8
COL	34	2	13	15	16	PIT	16	0	9	9	6
CBJ	30	8	12	20	29	SJS	10	0	5	5	4
DAL	41	3	15	18	28	STL	29	2	5	7	16
DET	32	5	10	15	30	TBL	17	1	5	6	18
EDM	30	2	7	9	22	TOR	22	4	14	18	6
FLA	17	1	5	6	15	VAN	21	3	6	9	8
LAK	37	4	9	13	28	WSH	17	4	6	10	9
MIN	35	1	14	15	22	WPG	15	0	3	3	4

## CAREER HIGHLIGHTS

<b>FIRST NHL GAME:</b>	Oct. 9, 2003 at Edmonton (with San Jose)
<b>FIRST NHL GOAL:</b>	Nov. 26, 2003 vs. Chicago (with San Jose)
<b>FIRST NHL ASSIST:</b>	Nov. 15, 2003 vs. Toronto (with San Jose)
<b>MOST POINTS, GAME:</b>	3, 5x's (Last: Jan. 25, 2014 at Columbus; with Buffalo)
<b>MOST GOALS, GAME:</b>	2, 2x's (Last: Feb. 25, 2014 vs. Carolina; with Buffalo)
<b>MOST ASSISTS, GAME:</b>	3, 3x's (Last: Feb. 19, 2012 vs. Pittsburgh; with Buffalo)
<b>HIGHEST PLUS/MINUS:</b>	+5, 2x's (Last: Oct. 22, 2010 vs. Minnesota; with Vancouver)
<b>HIGHEST TIME ON ICE:</b>	33:08, Jan. 22, 2011 vs. Calgary (with Vancouver)
<b>MOST SHOTS:</b>	10, 2x's (Last: Feb. 3, 2014 vs. Edmonton; with Buffalo)
<b>LONGEST POINT STREAK:</b>	5, 3x's (Last: Jan. 21 to Jan. 30, 2010: 2-3=5 (with Vancouver)
<b>LONGEST GOAL STREAK:</b>	2, 3x's (Last: Jan. 29 to Jan. 31, 2009: 2g (with San Jose)
<b>LONGEST ASSIST STREAK:</b>	5, 2x's (Last: Oct. 18 to Oct. 28, 2008: 5a (with San Jose)
<b>CAREER POWER-PLAY GOALS:</b>	29, Last: Feb. 25, 2014 vs. Carolina (with Buffalo)
<b>CAREER SHORT-HANDED GOALS:</b>	1, Jan. 25, 2014 at Columbus (with Buffalo)
<b>CAREER GAME-WINNING GOALS:</b>	24*, Last: Jan. 2, 2015 vs. Tampa Bay (with Pittsburgh)
<b>CAREER PENALTY SHOTS:</b>	0/1, Dec. 28, 2007 at St. Louis (vs. Manny Legace) - Missed
<b>CAREER OVERTIME GOALS:</b>	5, Last: Nov. 29, 2013 (with Buffalo)
<b>CAREER SHOOTOUT GOALS/ATTEMPTS:</b>	None
<b>CAREER PLUS-MINUS:</b>	+59
* Fifth among active NHL defensemen	

Logged a season-high 32:48 TOI, Nov. 29 vs. NYI, the second-highest total in his career... Had three-game point streaks, Nov. 8-12 (0-3=3) and Oct. 14-18 (1-3=4).

**2010-11:** Led Canucks defensemen, tied for fourth on the team and tied for seventh in the league among defensemen in scoring (50)... Set new career highs for assists (36) and points

(50) and tied his career high in goals (14)...Won the Walter (Babe) Pratt award as the Canucks Best Defenseman...Ranked second on the team in blocked shots (108) and average ice time per game (23:59)...Ranked fourth on the team, led Canucks defensemen and tied for fourth in the league among defensemen in power play scoring (6-22=28)...Notched the

## CAREER STATISTICS

SEASON	TEAM	LEAGUE	REGULAR SEASON					PLAYOFFS				
			GP	G	A	PTS	PIM	GP	G	A	PTS	PIM
2003-04	San Jose Sharks	NHL	41	1	11	12	14	—	—	—	—	—
2003-04	Cleveland Barons	AHL	27	4	10	14	43	9	2	6	8	11
2004-05	Cleveland Barons	AHL	79	12	23	35	103	—	—	—	—	—
2005-06	San Jose Sharks	NHL	64	5	18	23	32	11	2	6	8	18
2006-07	San Jose Sharks	NHL	82	10	23	33	63	11	0	2	2	6
2007-08	San Jose Sharks	NHL	77	1	21	22	72	10	0	5	5	14
2008-09	San Jose Sharks	NHL	77	8	34	42	63	6	0	0	0	2
2009-10	Vancouver Canucks	NHL	80	14	30	44	42	12	3	4	7	8
2010-11	Vancouver Canucks	NHL	79	14	36	50	52	23	2	10	12	16
2011-12	Buffalo Sabres	NHL	66	5	27	32	47	—	—	—	—	—
2012-13	Krefeld Pinguine	Germany	32	8	18	26	52	—	—	—	—	—
2012-13	Buffalo Sabres	NHL	47	5	17	22	34	—	—	—	—	—
2013-14	Buffalo Sabres	NHL	79	6	27	33	38	—	—	—	—	—
2014-15	Pittsburgh Penguins	NHL	49	3	11	14	26	—	—	—	—	—
<b>NHL Totals</b>			<b>741</b>	<b>72</b>	<b>255</b>	<b>327</b>	<b>483</b>	<b>73</b>	<b>7</b>	<b>27</b>	<b>34</b>	<b>64</b>

game-winning overtime goal in the Canucks last game of the season, April 9 at CGY... Collected assists in four consecutive games (0-7=7), March 8-14...Established a four-game scoring streak (0-4=4), Feb. 12-17... Recorded his 200th career point, Jan. 14 at WSH...Notched an assist in three consecutive games, Nov. 11-15...Registered four points (1-3=4) in seven first-round games against CHI... Picked up five points (1-4=5) in six games against NSH in the Western Conference Semi-Finals...Recorded two assists in three games against SJS in the Western Conference Finals...Registered one assist against BOS in the Stanley Cup Final to finish playoffs ranked second in scoring among all NHL defensemen with a career-best 12 points (2-10=12).

**2009-10:** Finished second among all Canucks defensemen in points (44)...Set career-highs in goals (14) and points (44) in 80 regular season games played, logging an average TOI of 22:47...Finished first among Canucks defensemen and fifth in the NHL in plus/minus with a plus-36 rating...Led all Canucks defensemen and ranked 15th among NHL defensemen in points...Registered a three-game assist streak (0-3=3), March 16-20... Established a three-game point streak (1-3=4), March 7-10...Appeared in 400th career game, Feb. 11 at FLA...Recorded points, including a game-winning goal (1-3=4), in three consecutive games, Feb. 14-March 3... Established his longest point streak of the season, recording five points (2-3=5), January 21-30...Tallied three points (2-1=3) to tie a career high for most points in a game, Nov. 20 vs. COL...Had a three-game point streak (1-3=4), Oct. 24-27...Had a four-game scoring streak (2-3=5), Oct. 5-16...Set a then career high in playoff points with seven points (3-4=7) in 12 games.

**2008-09:** Finished the season with new career highs in assists (34) and points (42); tied for 23rd among NHL defensemen in points... Had his third multi-point game of the season (1-1=2), Jan. 17 vs. DET...Tied a career high with a five-game point/assist streak (1-5=6), Oct. 18-28...Led the Sharks in average TOI per game in the postseason (24:47).

**2007-08:** Led the Sharks in blocked shots (108)...Logged a then career high 29:30 TOI, Feb. 2 vs. CHI...Had two multi-point games during the postseason.

**2006-07:** Ranked second among Sharks defensemen in points (33)...Set a then career-high in goals (10)...Set single-game highs in points and assists, recording three assists, March 27 vs. LAK.

**2005-06:** Tied a San Jose franchise high with 10 shots on net, March 11 vs. NSH...Scored the game-winner in Game 1 of the Western Conference Semi-Finals, May 7 vs. EDM... Notched three assists (0-3=3) in Game 3 of the Western Conference Quarter Finals, April 25 vs. NSH.

**2004-05:** Named to the 2005 Dodge AHL All-Star team...Led all AHL defensemen in shots on goal (237)...Led Cleveland (AHL) defensemen in goals (12), assists (23), points (25) and power play goals (seven).


**2003-04:** Played for the Western Conference Young Stars team at NHL All-Star Weekend as a rookie.


**TRANSACTIONS:** Selected by SJS in the fourth round (106th overall) in the 2001 NHL Entry Draft...Traded to VAN by SJS with Brad Lukowich for Daniel Rahimi and Patrick White on Aug. 28, 2009...Traded to NYI by VAN for a fourth round pick in the 2012 NHL draft on June 28, 2011...Traded to BUF by NYI for a fourth round pick in the 2012 NHL Draft on June 29, 2011.

**INTERNATIONAL PLAY:** Played for Team Germany at the following tournaments: Olympics (2010, 4 GP, 0-0=0), (2006, 5 GP, 1-1=2), (2002, 7 GP, 0-0=0)...World Championships (2013, 7 GP, 3-2=5), (2010, 6 GP, 1-1=2), (2005, 6 GP, 0-1=1), (2003, 7 GP, 0-0=0), (2002, 7 GP, 2-3=5)...World Cup (2005, 4 GP, 0-0=0)...World Junior Championship (2002 Division 1, 5 GP, 3-7=10, plus-4, gold medal), (2001 Division 1, 5 GP, 1-3=4, plus-6, silver medal)...World U18 Championships (1999, 6 GP, 1-2=3), (2000, 6 GP, 0-1=1).

## DID YOU KNOW?

*Christian Ehrhoff scored three goals last season – all game-winners – moving his career total to 24 game-winning goals (fifth among active NHL defensemen).*





# 1 JHONAS ENROTH

**Position:** Goal

**Catches:** Left

**Height:** 5-10

**Weight:** 171

**Age:** 27 (Turns 28 on June 25, 2016)

**Birthplace:** Stockholm, Sweden  
(June 25, 1988)

## ACQUIRED BY KINGS:

Signed by the Kings as an unrestricted free agent on July 1, 2015.

**2014-15:** Won a career-high 18 games between Buffalo (13) and Dallas (five), also played in a career-high 50 games between the two clubs (Buffalo: 37; Dallas: 13)...Tied a career-high (third time, second time this season) four-game winning streak, April 4-11; he had a .952 SV% and 1.23 GAA during this stretch...Registered his second shutout of the season (first as a member of the Stars), stopping all 19 shots he faced, April 8 at ANA...Made his Stars debut, Feb. 14 at COL stopping 36-of-40 shots in a loss...Traded from BUF to DAL in exchange for Anders Lindback and a third-round selection in the 2016 NHL draft...Tied his career-high (second time) four-game winning streak, Dec. 9-15; he posted a .929 SV% and a 2.45 GAA during the streak...Registered his first shutout of the season, Dec. 9 vs. LAK, stopping all 34 shots he faced...Made 41 saves in a win, Nov. 29 at MTL...Stopped 43-of-44 shots in a winning effort, Nov. 22 at WSH...Faced a career-high 47 shots, Oct. 11 at CHI

**2013-14:** Tied his career high with 44 saves and earned his first victory of the season, Oct. 25 at FLA...Finished with 43 saves, March 6 at TBL...Won a silver medal with Team Sweden at the 2014 Winter

Olympics in Sochi, Russia.

**2012-13:** In his final six starts of the season, compiled a record of 4-1-1 with a 1.47 goals against average and .956 save percentage...Made a season-high 37 saves, April 22 vs. WPG (including a save on an Evander Kane penalty shot)...Made 29 saves, April 13 vs. PHI for his third career shutout and first since Nov. 18, 2011 at CAR; all three of his shutouts have been 1-0 Sabres victories...Made 32 saves, March 12 vs. NYR for his first win since Nov. 26, 2011 vs. WSH.

**2011-12:** Named to the 2012 NHL All-Rookie Team...Led all NHL rookie goaltenders in

## ENROTH -vs- NHL

	GP	W	L	OT	SO	GAA		GP	W	L	OT	SO	GAA
ANA	4	1	2	0	1	2.73	MTL	10	6	2	0	0	2.35
ARI	1	0	1	0	0	3.05	NSH	3	2	1	0	0	2.29
BOS	11	1	5	4	0	3.79	NJD	5	1	2	1	0	3.02
BUF	—	—	—	—	—	—	NYI	4	1	3	0	0	2.73
CGY	5	2	1	1	0	2.28	NYR	6	2	2	1	1	2.56
CAR	6	3	3	0	1	2.95	OTT	9	4	4	1	0	2.84
CHI	3	0	3	0	0	4.71	PHI	5	1	2	0	1	2.51
COL	3	0	2	0	0	4.52	PIT	6	1	5	0	0	3.65
CBJ	4	2	2	0	0	4.14	SJS	4	3	0	0	0	1.24
DAL	2	1	1	0	0	2.51	STL	2	0	1	0	0	1.83
DET	3	0	2	0	0	3.48	TBL	8	4	3	1	0	2.72
EDM	2	0	2	0	0	3.05	TOR	2	1	1	0	0	2.91
FLA	5	3	1	1	0	1.30	VAN	—	—	—	—	—	—
LAK	3	1	2	0	1	1.35	WSH	5	2	0	3	0	2.91
MIN	5	1	4	0	0	4.42	WPG	5	0	4	1	0	2.23

## CAREER HIGHLIGHTS

<b>FIRST NHL GAME:</b>	Nov. 7, 2009 at Boston (with Buffalo)
<b>FIRST NHL WIN:</b>	Nov. 6, 2010 at Toronto (with Buffalo)
<b>FIRST NHL SHUTOUT:</b>	March 30, 2011 vs. NY Rangers (1-0 win; with Buffalo)
<b>MOST SHOTS, GAME:</b>	47, Oct. 11, 2014 at Chicago (with Buffalo)
<b>MOST SAVES, GAME:</b>	44, 2x's (Last: Oct. 25, 2013 at Florida; with Buffalo)
<b>LONGEST WINNING STREAK:</b>	4, 3x's (Last: April 4 to April 11, 2015; with Dallas)
<b>CAREER SHUTOUTS:</b>	5, Last: April 8, 2015 at Anaheim (4-0 win; with Dallas)
<b>CAREER PENALTY SHOTS:</b>	1/3, Last: Oct. 5, 2013 at Pittsburgh (vs. Kunitz) – Goal (with Buffalo)
<b>CAREER SHOOTOUT RECORD:</b>	11-5
<b>CAREER SHOOTOUT SAVE PCT:</b>	.757 (53/70)
<b>CAREER ASSISTS:</b>	None
<b>CAREER PENALTY MINUTES:</b>	2, Last: Jan. 7, 2012 vs. Winnipeg (with Buffalo)

games played (26), games started (22), saves (693) and shots against (756)...Second among NHL rookie goalies in wins (8)...One of only two Sabres players (Jason Pominville) to dress for every game...Recorded second career shutout with 34 saves, Nov. 18 at CAR.

**2010-11:** Went 9-2-2 in five recalls...Made 23 saves in first career NHL shutout, March 30 vs. NYR...Became first goaltender in NHL history to record each of his first three wins in a shootout...Won his first career NHL game, Nov. 6 at TOR...Playoffs: Made NHL playoff debut in relief of Ryan Miller in Game 6, April 24 vs. PHI.

**2009-10:** Recorded first NHL start, Nov. 7 at BOS finishing with 33 saves on 37 shots in a losing effort.

**2008-09:** Did not play during four-game recall to Buffalo...Served as backup for three games (Feb. 24-28), and was a healthy scratch, March 4.


**LAST AMATEUR CLUB:** Sodertalje, Swe-Jr.

**TRANSACTIONS:** Selected by BUF in the second round (46th overall) in the 2006 NHL Entry Draft...Traded to DAL from BUF for Anders Lindback and a third-round pick in the 2016 NHL Draft.

**INTERNATIONAL PLAY:** Played for Team Sweden at the following tournaments: Olympics (2014, DNP, silver medal)...World Championships (2013, 7 GP, 6-1-0, .956 SV%, 1.15 GAA, gold medal), (2012, 2 GP, 2-0-0, .868 SV%, 2.50 GAA)...World Junior Championships (2008, 5 GP, 4-1-0, .905 SV%, 2.33 GAA, silver medal), (2007, 3 GP, .887 SV%, 2.91 GAA)...World U18 Championships (2006, .943 SV%, 1.81 GAA).

## CAREER STATISTICS

		REGULAR SEASON											
SEASON	TEAM	LEAGUE	GP	MIN	GA	SO	GAA	W	L	OTL	SVS	PCT	
2008-09	Portland Pirates	AHL	58	3,424	157	3	2.75	26	23	6	1,519	.910	
2009-10	Portland Pirates	AHL	48	2,781	110	5	2.37	28	18	1	1,240	.919	
2009-10	Buffalo Sabres	NHL	1	58	4	0	4.14	0	1	0	33	.892	
2010-11	Portland Pirates	AHL	41	2,393	111	0	2.78	20	17	2	1,037	.912	
2010-11	Buffalo Sabres	NHL	14	769	35	1	2.73	9	2	2	342	.907	
2011-12	Buffalo Sabres	NHL	26	1,399	63	1	2.70	8	11	4	693	.917	
2012-13	Almtuna IS	SWE-2	14	832	32	2	2.31	5	9	0	355	.917	
2012-13	Buffalo Sabres	NHL	12	623	27	1	2.60	4	4	1	305	.919	
2013-14	Buffalo Sabres	NHL	28	1,574	74	0	2.82	4	17	5	760	.911	
2014-15	Buffalo Sabres	NHL	37	2,204	120	1	3.27	13	21	2	1,117	.903	
2014-15	Dallas Stars	NHL	13	630	25	1	2.38	5	5	0	242	.906	
NHL Totals			131	7,258	348	5	2.88	43	61	14	3,492	.909	
		PLAYOFFS											
SEASON	TEAM	LEAGUE	GP	MIN	GA	SO	GAA	W	L	SVS	PCT		
2008-09	Portland Pirates	AHL	5	264	10	1	2.27	1	4	157	.940		
2010-11	Portland Pirates	AHL	4	217	10	0	2.77	1	2	104	.912		
2010-11	Buffalo Sabres	NHL	1	17	1	0	3.53	0	0	7	.875		
NHL Totals			1	17	1	0	3.53	0	0	7	.875		



# 12

## MARIAN GABORIK

**Position:** Right Wing  
**Shoots:** Left  
**Height:** 6-1  
**Weight:** 205  
**Age:** 33 (Turns 34 on Feb. 14, 2016)  
**Birthplace:** Trencin, Slovakia (Feb. 14, 1982)

### ACQUIRED BY KINGS:

From CBJ for Matt Frattin, a second-round selection in the 2015 NHL Draft and a conditional third-round selection in the 2014 NHL Draft on March 5, 2014.

**2014-15:** Finished the season ranked second on the team in goals (27), first on the team in power-play goals (11; most he has recorded in a single season since 2009-10 w/NYR, 14), fourth in points (47) and eighth in assists (20)...Tallied 10 multi-point games, tied for third most on the team...Registered three points (1-2=3), Apr. 2 vs. EDM...Had a three-game point streak (2-2=4), March 21-24...Tallied two assists (0-2=2), March 23 at NJD...Scored two power-play goals (2-0=2), most in a single game by a King, March 5 vs. MTL; his first power-play goal of the night marked the 100th of his career...Had a six-game point streak (7-3=10), Dec. 14-27; that tied the longest point-streak by a King in 2014-15...Recorded a career-tying five-game goal streak (7g; third time)...Registered three points (2-1=3), Dec. 18 vs. STL...Scored two goals (2-0=2), Dec. 16 at STL.

**2013-14:** Three points (2-1=3) April 10 at EDM...Earned 700th career point with an assist April 9 at CGY...Points (1-5=6) in five straight games (March 25-April 2)...Played in his 800th career game March 24 at PHI...First two points as a King March 13 vs. TOR (1-1=2)...Acquired from CBJ March 5 and made Kings debut March 6 at WPG...Goals (three) in three straight games (Oct. 20-25)...Three points (1-2=3) Oct.

10 at BUF...PLAYOFFS: Rankings among NHL leaders were the following: first in goals, fourth in points and tied for third in PPP (eight)...tied his career-high in goals and points (2-1=3) and scored the OT GWG May 3 at ANA...became the first player in Stanley Cup Playoffs history to score a tying goal in the final 10 seconds of regulation and then score the overtime game winner that same game(Elias)...His 14 goals were the second most (behind only Wayne Gretzky) by a Kings player in one playoff year.

**2012-13:** Finished tied for sixth place in the NHL with five game-winning goals and ranked

### GABORIK -vs- NHL

	GP	G	A	PTS	PIM		GP	G	A	PTS	PIM
ANA	35	9	12	21	28	MTL	22	7	7	14	10
ARI	34	22	10	32	12	NSH	32	15	15	30	14
BOS	24	9	4	13	12	NJD	30	11	14	25	10
BUF	21	5	11	16	4	NYI	34	22	15	37	18
CGY	50	16	24	40	24	NYR	12	9	3	12	2
CAR	21	10	12	22	14	OTT	22	8	10	18	4
CHI	29	12	16	28	18	PHI	31	6	13	19	21
COL	45	21	16	37	25	PIT	31	10	13	23	14
CBJ	26	13	11	24	18	SJS	30	9	13	22	12
DAL	35	14	16	30	16	STL	36	18	23	41	22
DET	28	7	11	18	16	TBL	20	8	9	17	6
EDM	53	25	28	53	32	TOR	21	15	10	25	6
FLA	24	10	9	19	14	VAN	46	23	16	39	30
LAK	29	20	10	30	12	WSH	26	8	8	16	8
MIN	7	1	2	3	0	WPG	25	11	16	27	8

### CAREER HIGHLIGHTS

**FIRST NHL GAME:** Oct. 6, 2000 at Anaheim (with Minnesota)  
**FIRST NHL GOAL:** Oct. 6, 2000 at Anaheim (with Minnesota)  
**FIRST NHL ASSIST:** Oct. 15, 2000 vs. Edmonton (with Minnesota)  
**MOST POINTS, GAME:** 6, 2x's (Last: Dec. 20, 2007 vs. NY Rangers: 5-1=6; with Minnesota)  
**MOST GOALS, GAME:** 5, Dec. 20, 2007 vs. NY Rangers (with Minnesota)  
**MOST ASSISTS, GAME:** 4, 2x's (Last: Jan. 19, 2010 vs. Tampa Bay; with NY Rangers)  
**HIGHEST PLUS/MINUS:** +5, Nov. 14, 2011 vs. Edmonton (with NY Rangers)  
**HIGHEST TIME ON ICE:** 28:19, Dec. 14, 2009 vs. Atlanta (with NY Rangers)  
**MOST SHOTS:** 10, 2x's (Last: Dec. 20, 2007 vs. NY Rangers; with Minnesota)  
**LONGEST POINT STREAK:** 8, 3x's (Last: Nov. 5 to Nov. 25, 2009: 8-6=14; with NY Rangers)  
**LONGEST GOAL STREAK:** 5, 3x's (Last: Dec. 14 to Dec. 27, 2014: 7g)  
**LONGEST ASSIST STREAK:** 5, Feb. 29 to March 7, 2008: 5a (with Minnesota)  
**CAREER POWER-PLAY GOALS:** 103, Last: March 21, 2015 vs. Vancouver  
**CAREER SHORT-HANDED GOALS:** 7, Last: Dec. 23, 2009 vs. Florida (with NY Rangers)  
**CAREER GAME-WINNING GOALS:** 65, Last: Feb. 21, 2015 at San Jose  
**CAREER PENALTY SHOTS:** 2/9, Last: March 14, 2013 at Winnipeg (vs. Pavlec) - Miss (with NY Rangers)  
**CAREER OVERTIME GOALS:** 9, Last: March 7, 2013 at NY Islanders (with NY Rangers)  
**CAREER SHOOTOUT GOALS/ATTEMPTS:** 10/38 (26.3 percent)  
**CAREER PLUS-MINUS:** +103

16th in the league with 151 shots...recorded 14th career hat trick on Jan. 23 vs. BOS.

**2011-12:** Established a career-high in games played (82)...Tied his career-high with three overtime goals...Ranked third in the NHL in goals (41) and second in overtime goals...Surpassed the 70-point plateau for the third time...Tallied a goal in his 700th career NHL game on Feb. 25 vs. BUF...Captured MVP honors at the All-Star Game on Jan. 29...Tallied

his 300th career NHL assist on Jan. 15 at MTL...Tied his career-high for longest goal streak with a five-game streak from Dec. 17 at PHX to Dec. 26 vs. NYI (7-1=8)...Tallied his 600th career NHL point, Dec. 20 at NJD...Notched his 300th career NHL goal Dec. 17 at PHX...Playoff rankings among Rangers players were the following: third in points, second in shots, tied for third in goals, second in power play assists and fifth in power play points...Played in his 50th career playoff contest April 18 at OTT.

### CAREER STATISTICS

SEASON	TEAM	LEAGUE	REGULAR SEASON					PLAYOFFS				
			GP	G	A	PTS	PIM	GP	G	A	PTS	PIM
2000-01	Minnesota Wild	NHL	71	18	18	36	32	—	—	—	—	—
2001-02	Minnesota Wild	NHL	78	30	37	67	34	—	—	—	—	—
2002-03	Minnesota Wild	NHL	81	30	35	65	46	18	9	8	17	6
2003-04	Minnesota Wild	NHL	65	18	22	40	20	—	—	—	—	—
2005-06	Minnesota Wild	NHL	65	38	28	66	64	—	—	—	—	—
2006-07	Minnesota Wild	NHL	48	30	27	57	40	5	3	1	4	8
2007-08	Minnesota Wild	NHL	77	42	41	83	63	6	0	1	1	4
2008-09	Minnesota Wild	NHL	17	13	10	23	2	—	—	—	—	—
2009-10	New York Rangers	NHL	76	42	44	86	37	—	—	—	—	—
2010-11	New York Rangers	NHL	62	22	26	48	18	5	1	1	2	2
2011-12	New York Rangers	NHL	82	41	35	76	34	20	5	6	11	2
2012-13	New York Rangers	NHL	35	9	10	19	8	—	—	—	—	—
2012-13	Columbus Blue Jackets	NHL	12	3	5	8	6	—	—	—	—	—
2013-14	Columbus Blue Jackets	NHL	22	6	8	14	6	—	—	—	—	—
2013-14	Los Angeles Kings	NHL	19	5	11	16	4	26	14	8	22	6
2014-15	Los Angeles Kings	NHL	69	27	20	47	16	—	—	—	—	—
NHL Totals			879	374	377	751	430	80	32	25	57	28
KINGS Totals			88	32	31	63	20	26	14	8	22	6

**2010-11:** Rankings among NYR players were the following: first in PPP (16), second in PPG (seven), second in GWG (four), third in goals (22), third in road points (23), tied for second in points (48), third in assists (26)...Recorded four goals and one assist vs. TOR on Jan. 19...Made his 600th career NHL appearance on Dec. 18 at PHL.

**2009-10:** Established career-highs in assists (44), points (86), power play goals (14) and average ice time (21:15), and tied his career-high in goals (42)...Ranked fifth in the NHL in goals...Ranked eighth among NHL forwards in average ice time...Established a career-high with 26 multi-point performances...Recorded his career-high 84th point of the season with one assist April 7 vs. TOR...Tallied his career-high 42nd assist of the season April 3 at FLA...Recorded his 10th career hat trick Jan. 31 at COL...His first goal was the 250th of his career, and his 500th career NHL point...Tied his career-high with four assists in an 8-2 win Jan. 19 vs. TBL.

**2008-09:** Appeared in 17 games with MIN, registering 13 goals and 10 assists for 23 points, along with two penalty minutes...Tied his career-high with a five-game goal streak from March 29 at EDM to April 7 vs. DAL...Skated in his 500th NHL game on April 7 against DAL.

**2007-08:** Established career-highs in goals (42), assists (41), points (83) and plus-minus rating (plus-17)...Tied for the team lead in power play goals (11)...Tallied his 200th career goal on March 15 vs. LAK...Registered his 400th NHL point with an assist on March 7 at ATL...Tallied a career-high, five goals on Dec. 20 against the NYR...Added an assist in the contest to record his second career six-point performance.

**2006-07:** Led MIN in GWG, ranked second on the team in goals (30) and tied for third in points (57)...Reached the 30-goal plateau for the fourth time in his career on April 5 against EDM...Recorded a career-high, eight-game point streak from March 9 to March 24, registering 13 points (5-8=13) over the span...Registered his 300th career assist on Feb. 14 vs. VAN.

**2005-06:** Led MIN in goals (38) and tied for first in GWG (7)...Ranked second on the team in points (66), and tied for third in assists (28) and plus-minus rating (plus-6)...Notched his eighth career hat trick on April 9 at COL...Registered his 100th career goal in his 300th NHL game on Nov. 25 against STL.

**2003-04:** Led MIN in GWG (four) and shots (220)...Finished second on the team in goals (18), and ranked third on the Wild in assists (22), points (40) and plus-minus rating (plus-10)...Registered his 200th career point on March 15 at CHI.

**2002-03:** Led MIN in goals (30), assists (35), points (65), GWG (eight) and shots (280)...His three hat tricks on the season tied for the league lead, and he became the fourth player in NHL history to record five hat tricks prior to his 21st birthday...Became the first member of MIN to participate in the NHL All-Star Game...Tallied six points (2-4=6) for the first time in his career, Oct. 26, 2002 at PHX...Playoff rankings among MIN players were the following: first in points, first in goals, second in assists, third in PPP (seven)...Registered a playoff league-best, eight-game point streak from April 21 to May 7, recording 15 points (7-8=15) over the span.

**2001-02:** Led MIN in goals (30) and shots (221), tied for first on the team in power play goals (10), and tied for second on the club in assists (37) and GWG (four)...Notched his first career hat trick on Nov. 13 vs. ATL.

**2000-01:** Ranked first among all NHL rookies in shots (179), finished fifth in the league among first year players in goals (18) and tied for fifth in rookie points (36)...Recorded the first goal in MIN franchise history in his NHL debut on Oct. 6 at ANA.

**LAST AMATEUR CLUB:** Dukla Trencin, Slovak-Jr.

**TRANSACTIONS:** Selected by MIN in the first round (3rd overall) in the 2000 NHL Entry Draft...Acquired by CBJ with Steven Delisle and Blake Parlett from NYR for John Moore, Derick Brassard, Derek Dorsett and a sixth-round pick in 2014 NHL Draft (Chase Lang) on April 3, 2013 (NHL Trade Deadline).

**INTERNATIONAL PLAY:** Played for Team Slovakia at the following tournaments: Olympics (2010, 7 GP, 4-1=5), (2006, 6 GP, 3-4=7)...World Championships (2015, 7 GP, 4-2=6), (2007, 6 GP, 5-6=11), (2005, 7 GP, 3-1=4)...World Cup (2004, 4 GP, 1-0=1)...World Junior Championships (1999, 6 GP, 3-0=3)...World U-18 Championships (1999, 7 GP, 3-8=11).

## DID YOU KNOW?

*Marian Gaborik finished last season ranked second on the team in goals (27) and first on the team in power-play goals (11; the most he's recorded in a single season since 2009-10 with the New York Rangers, 14).*





2

MATT  
GREENE**Position:** Defense**Shoots:** Right**Height:** 6-3**Weight:** 229**Age:** 32 (Turns 33 on May 13, 2016)**Birthplace:** Grand Ledge, Mich.  
(May 13, 1983)**ACQUIRED BY KINGS:**

From EDM with Jarret Stoll  
for Lubomir Visnovsky  
on June 29, 2008.

**2014-15:** Selected as the Kings Most Inspirational Player (Ace Bailey Memorial Award) for the third consecutive year and fifth time overall...One of four Kings to play in all 82 games...Surpassed his goal (2), assist (4) and point (6) totals from 2013-14...Finished second on the team in hits (209) and blocked shots (129)...Registered a career-tying (second time) two-game assist streak (0-2=2), Jan. 1-3...His first goal of the season, scored on Nov. 18 vs. FLA, was his first goal since Oct. 19, 2013 vs. DAL.

**2013-14:** Selected as the Kings Most Inspirational Player (Ace Bailey Memorial Award)...Played in 500th career game April 3 at SJS...PLAYOFFS: Career-high two assists (0-2=2) in Game 7 of the Western Conference Final June 1 at Chicago.

**2012-13:** Selected as the Kings Most Inspirational Player (Ace Bailey Memorial Award)...Activated from injured reserve April 18 (missed 42 games with mid-body injury)...Consecutive games played streak snapped at 132 when he missed Jan. 22 game at COL (streak started Dec. 26, 2010)...Placed on injured reserve Jan. 21...Assist Jan. 19 vs. CHI.

**2011-12:** Ranked third among NHL defensemen in hits (241)...Established career high in goals and points...Tied career high with two points and two assists March 30 at EDM...Tied career high with two points and two assists March 16 at ANA...Played 400th career game Nov. 22 at STL...PLAYOFFS: NHL rankings among defensemen were the following: tied for second in plus-minus (plus-9, tied for fifth overall), first in hits (77, fifth overall)...Became the second Kings defenseman to score a playoff SHG April 28 at STL (other was Rob Blake in 1993)...It was also his first career playoff goal.

**GREENE -vs- NHL**

	GP	G	A	PTS	PIM		GP	G	A	PTS	PIM
ANA	35	0	7	7	44	MTL	7	0	0	0	7
ARI	40	0	7	7	31	NSH	28	2	2	4	14
BOS	9	0	0	0	7	NJD	8	0	0	0	13
BUF	8	0	0	0	15	NYI	8	0	0	0	6
CGY	37	1	4	5	27	NYR	9	1	0	1	6
CAR	7	0	1	1	4	OTT	8	1	0	1	2
CHI	29	0	3	3	33	PHI	10	0	0	0	12
COL	35	0	5	5	50	PIT	8	0	1	1	12
CBJ	26	1	3	4	32	SJS	40	1	2	3	35
DAL	36	2	2	4	55	STL	24	0	2	2	30
DET	26	0	5	5	28	TBL	9	0	1	1	11
EDM	23	2	4	6	13	TOR	8	0	2	2	8
FLA	10	1	1	2	4	VAN	37	1	1	2	68
LAK	6	0	0	0	8	WSH	8	0	2	2	11
MIN	38	2	5	7	38	WPG	9	1	2	3	12

**CAREER HIGHLIGHTS**

<b>FIRST NHL GAME:</b>	Dec. 30, 2005 vs. Nashville (with Edmonton)
<b>FIRST NHL GOAL:</b>	Dec. 14, 2006 vs. Minnesota (with Edmonton)
<b>FIRST NHL ASSIST:</b>	Jan. 25, 2006 at Anaheim (with Edmonton)
<b>MOST POINTS, GAME:</b>	2, 5x's (Last: Oct. 19, 2013 vs. Dallas)
<b>MOST GOALS, GAME:</b>	1, 16x's (Last: March 3, 2015 at Edmonton)
<b>MOST ASSISTS, GAME:</b>	2, 4x's (Last: March 30, 2012 at Edmonton)
<b>HIGHEST PLUS/MINUS:</b>	+2, 28x's (Last: April 2, 2015 at Edmonton)
<b>HIGHEST TIME ON ICE:</b>	28:24, March 21, 2007 vs. Colorado (with Edmonton)
<b>MOST SHOTS:</b>	5, Dec. 17, 2013 vs. Edmonton
<b>LONGEST POINT STREAK:</b>	2, 6x's (Last: Jan. 1 to Jan. 3, 2015: 0-2=2)
<b>LONGEST GOAL STREAK:</b>	None
<b>LONGEST ASSIST STREAK:</b>	2, 2x's (Last: Jan. 1 to Jan. 3, 2015: 2a)
<b>CAREER POWER-PLAY GOALS:</b>	None
<b>CAREER SHORT-HANDED GOALS:</b>	None
<b>CAREER GAME-WINNING GOALS:</b>	4, Last: Jan. 14, 2012 at Calgary
<b>CAREER PENALTY SHOTS:</b>	None
<b>CAREER OVERTIME GOALS:</b>	None
<b>CAREER SHOOTOUT GOALS/ATTEMPTS:</b>	None
<b>CAREER PLUS-MINUS:</b>	-13

**2010-11:** Kings Most Inspirational Player (Ace Bailey Memorial Award) and Kings Unsung Hero...Kings rankings were the following: third in blocked shots (105) and second in hits (243, second in the NHL among defensemen and ninth overall)...Scored first goal in 73 games Feb. 17 at NYR...Played in 200th game as a King Feb. 10 at PIT...PLAYOFFS: Second on club in hits (22), tied for second in penalty minutes.

**2009-10:** Kings Most Inspirational Player (Ace Bailey Memorial Award)...Ninth in NHL (third among defensemen) in hits (238)...Led Kings in blocked shots (126)...Played in 300th

NHL game March 22 vs. COL...Played in 160 consecutive games from Jan. 20, 2008-Jan. 9 before being sidelined with a lower body injury...Played in 100th game as a King Nov. 9 at CHI.

**2008-09:** Led Kings (10th in NHL) in blocked shots (167)...Second on Kings in hits (206)...Two assists Feb. 18 at ANA...Played in 200th NHL game Feb. 3 at OTT...First career multi-point game Jan. 20 at MIN (both assists)...First goal as a King (first NHL goal since Dec. 14, 2006) Dec. 15 vs. SJS...Named an alternate captain Oct. 8.

**CAREER STATISTICS**

SEASON	TEAM	LEAGUE	REGULAR SEASON					PLAYOFFS				
			GP	G	A	PTS	PIM	GP	G	A	PTS	PIM
2005-06	Iowa Stars	AHL	26	2	5	7	47	—	—	—	—	—
2005-06	Edmonton Oilers	NHL	27	0	2	2	43	18	0	1	1	34
2006-07	Edmonton Oilers	NHL	78	1	9	10	109	—	—	—	—	—
2007-08	Edmonton Oilers	NHL	46	0	1	1	53	—	—	—	—	—
2007-08	Springfield Falcons	AHL	1	0	0	0	0	—	—	—	—	—
2008-09	Los Angeles Kings	NHL	82	2	12	14	111	—	—	—	—	—
2009-10	Los Angeles Kings	NHL	75	2	7	9	83	6	0	1	1	0
2010-11	Los Angeles Kings	NHL	71	2	9	11	70	6	0	0	0	14
2011-12	Los Angeles Kings	NHL	82	4	11	15	58	20	2	4	6	12
2012-13	Los Angeles Kings	NHL	5	0	1	1	8	9	0	2	2	6
2013-14	Los Angeles Kings	NHL	38	2	4	6	47	20	0	4	4	16
2014-15	Los Angeles Kings	NHL	82	3	6	9	54	—	—	—	—	—
NHL Totals			586	16	62	78	636	79	2	12	14	82
KINGS Totals			435	15	50	65	431	61	2	11	13	48

**2007-08:** Plus or even rating in 34 of 46 games...Suffered a leg and ankle injury Oct. 30 and missed 34 games.

**2006-07:** Led EDM in penalty minutes, ranked second in hits (135) and blocked shots (143)... Played in 100th NHL game March 27 at NSH.

**2005-06:** Plus or even rating in 18 of 27 games with EDM...Selected to PlanetUSA's 2006 AHL All-Star Team, but did not play due to call-up to Edmonton...PLAYOFFS: Second on EDM in penalty minutes.

**LAST AMATEUR CLUB:** University of North Dakota, NCAA.

**TRANSACTIONS:** Selected by EDM in the second round (44th overall) in the 2002 NHL Entry Draft.

**INTERNATIONAL PLAY:** Played for Team USA at the following tournaments: World Championships (2010, 6 GP, 0-1=1, alternate captain), (2008, 7 GP, 0-0=0, 38 PIM second most in tournament), (2007, 7 GP, 0-2=2)... World Junior Championships (2003, 7 GP, 0-1=1, 34 PIM led club)...World U18 Championships (2001, 6 GP, 0-1=1)...Other (2002 Junior Select Team at the Viking Cup), (2000 Five Nations Tournament, silver medal).

### DID YOU KNOW?

*Matt Greene – one of four Kings to appear in all 82 regular season games last season – was selected as the Kings Most Inspirational Player (Ace Bailey Memorial Award) for the third consecutive year and fifth time overall at the conclusion of the 2014-15 season.*





# 74

## DWIGHT KING

**Position:** Left Wing

**Shoots:** Left

**Height:** 6-4

**Weight:** 232

**Age:** 26 (Turns 27 on July 5, 2016)

**Birthplace:** Meadow Lake, Saskatchewan (July 5, 1989)

### ACQUIRED BY KINGS:

Selected by the Kings in the fourth round (109th overall) in the 2007 NHL Entry Draft.

**2014-15:** Set a career-high in games played (81)...Had a three-game point streak (2-1=3), April 2-6...Had a career-long five-game point streak (3-5=8), Feb. 9-18...Tied his career-high for assist (0-2=2; fifth time), Feb. 16 vs. TBL; marked his first multi-assist game since Dec. 15, 2013 at OTT...Recorded a career-long three-game goal streak (3-2=5), Feb. 9-14...Played in his 200th NHL game, Jan. 14 vs. NJD...Had a two-game goal streak (3-0=3), Jan. 1-3... Scored his first game-winning goal of the season (1-0=1), Oct. 26 vs. CBJ.

**2013-14:** Led the Kings in SHG (two)...Consecutive games played streak ended at 114 when he missed March 27 game at PIT (personal reasons) - streak began Feb. 5, 2013...Three points (1-2=3) Dec. 14 at OTT...GDG in shootout Dec. 3 at ANA (first career shootout attempt)...Second career SHG Nov. 19 vs. TBL...Played in 100th career game and scored GWG Nov. 15 at NJD...First career hat trick Oct. 24 vs. PHX...First career SHG Oct. 11 at CAR...PLAYOFFS: Career-tying two points in Game 2 of the Stanley Cup Final June 7 vs. NYR (1-1=2)... Career-tying two points in Game 7 of the Western Conference Final June 1 at CHI (0-2=2).

**2012-13:** Assist March 28 at STL...Goal March 25 at CHI...Goal March 16 vs. SJS...Goal March 14 at SJS...Assist March 7 vs. DAL...Goal March 4 vs. NSH...Assists (3a) in career high three straight games (Feb. 23-27)...Assist Feb. 27 vs. DET...Assist Feb. 25 vs. ANA...Assist Feb. 23 vs. COL...Assist Feb. 19 at EDM...PLAYOFFS: Two goals in the Western Conference Finals vs. CHI.

### KING -vs- NHL

	GP	G	A	PTS	PIM		GP	G	A	PTS	PIM
ANA	14	0	4	4	4	MTL	5	0	0	0	0
ARI	15	3	1	4	0	NSH	12	4	1	5	4
BOS	6	0	0	0	0	NJD	4	1	0	1	2
BUF	5	1	0	1	2	NYI	5	1	0	1	2
CGY	15	3	1	4	2	NYR	4	0	1	1	0
CAR	4	1	0	1	0	OTT	5	1	2	3	5
CHI	12	1	2	3	0	PHI	4	1	0	1	0
COL	10	1	3	4	2	PIT	3	0	0	0	0
CBJ	9	3	1	4	0	SJS	16	3	3	6	0
DAL	12	1	4	5	2	STL	10	1	1	2	11
DET	9	1	3	4	4	TBL	4	1	2	3	0
EDM	14	2	5	7	10	TOR	4	1	0	1	0
FLA	4	0	2	2	0	VAN	13	2	4	6	0
LAK	—	—	—	—	—	WSH	4	2	1	3	0
MIN	10	2	2	4	8	WPG	6	0	0	0	4

### CAREER HIGHLIGHTS

<b>FIRST NHL GAME:</b>	Nov. 17, 2010 vs. Columbus
<b>FIRST NHL GOAL:</b>	Feb. 12, 2012 at Dallas
<b>FIRST NHL ASSIST:</b>	Feb. 12, 2012 at Dallas
<b>MOST POINTS, GAME:</b>	3, 2x's (Last: Dec. 14, 2013 at Ottawa)
<b>MOST GOALS, GAME:</b>	3, Oct. 24, 2013 vs. Phoenix
<b>MOST ASSISTS, GAME:</b>	2, 5x's (Last: Feb. 16 vs. Tampa Bay)
<b>HIGHEST PLUS/MINUS:</b>	+3, 3x's (Last: Feb. 12, 2015 vs. Calgary)
<b>HIGHEST TIME ON ICE:</b>	21:37, Oct. 19, 2014 vs. Minnesota
<b>MOST SHOTS:</b>	8, March 16, 2012 at Anaheim
<b>LONGEST POINT STREAK:</b>	5, Feb. 9 to Feb. 18, 2015: 3-5=8
<b>LONGEST GOAL STREAK:</b>	3, Feb. 9 to Feb. 14, 2015: 3g
<b>LONGEST ASSIST STREAK:</b>	3, Feb. 23 to Feb. 27, 2013: 3a
<b>CAREER POWER-PLAY GOALS:</b>	None
<b>CAREER SHORT-HANDED GOALS:</b>	2, Last: Nov. 19, 2013 vs. Tampa Bay
<b>CAREER GAME-WINNING GOALS:</b>	5, Last: Oct. 26, 2014 vs. Columbus
<b>CAREER PENALTY SHOTS:</b>	None
<b>CAREER OVERTIME GOALS:</b>	None
<b>CAREER SHOOTOUT GOALS/ATTEMPTS:</b>	1/2 (50.0 percent)
<b>CAREER PLUS-MINUS:</b>	+11

**2011-12:** Goal April 2 vs. EDM...Two assists March 30 at EDM...Scored GWG March 17 vs. NSH...Goal March 9 at DET...Two assists March 3 vs. ANA...Goal Feb. 28 at MIN... Earned first career NHL points (1-1=2) Feb. 12 at DAL (eighth career NHL game)...Recalled from Manchester Feb. 10...Had 29 points (11-18=29), 20 penalty minutes and plus-6 rating in 50 total games with Manchester...On Manchester (at time of recall) he ranked tied for second in points and second in assists... PLAYOFFS: Among NHL rookies he ranked: third in points, tied for first in goals, tied for third in assists, tied for third in plus-minus (plus-3) and tied for second in GWG (two)... Scored four of his five goals in the Western Conference Finals vs. PHX.

**2010-11:** Made NHL debut Nov. 17 vs. CBJ... Third on Manchester in points and second in goals...Tied for second on club in PPG (10).

**2009-10:** Split season with Manchester and Ontario (ECHL)...Second among Manchester rookies in goals...Helped Monarchs advance to AHL's Eastern Conference Finals...Tied for second on club in playoff assists, led club rookies in points and assists.

**2008-09:** Third on Lethbridge (WHL) in points, assists and plus-minus (plus-9)...Second on club in PPG (eight)...Led Lethbridge in SHG (four, tied for seventh in WHL)...Second on Lethbridge in playoff points, led club in playoff assists.

### CAREER STATISTICS

SEASON	TEAM	LEAGUE	REGULAR SEASON					PLAYOFFS				
			GP	G	A	PTS	PIM	GP	G	A	PTS	PIM
2009-10	Ontario Reign	ECHL	20	4	5	9	9	—	—	—	—	—
2009-10	Manchester Monarchs	AHL	52	10	16	26	42	16	2	7	9	4
2010-11	Manchester Monarchs	AHL	72	24	28	52	58	7	2	3	5	2
2010-11	Los Angeles Kings	NHL	6	0	0	0	2	—	—	—	—	—
2011-12	Manchester Monarchs	AHL	50	11	18	29	20	0	0	0	0	0
2011-12	Los Angeles Kings	NHL	27	5	9	14	10	20	5	3	8	13
2012-13	Manchester Monarchs	AHL	28	5	12	17	13	—	—	—	—	—
2012-13	Los Angeles Kings	NHL	47	4	6	10	11	18	2	3	5	2
2013-14	Los Angeles Kings	NHL	77	15	15	30	18	26	3	8	11	20
2014-15	Los Angeles Kings	NHL	81	13	13	26	21	—	—	—	—	—
NHL/KINGS Totals			238	37	43	80	62	64	10	14	24	35

**2007-08:** Named Lethbridge's Best Defensive Forward...Tied for first on Lethbridge in goals (tied for 11th in WHL) and PPG (12)...Third on club in points and assists, fourth in plus-minus (plus-21)...Helped Lethbridge advance to WHL Finals before losing to Spokane...Second on Lethbridge in playoff goals (tied for eighth in WHL), fourth in playoff points (tied for 15th in WHL)...Tied for first in WHL in playoff PPG (six).

**2006-07:** Tied for fourth on Lethbridge in assists (32).

**2005-06:** First full season with Lethbridge (8-8=16).

**2004-05:** Began junior career with Lethbridge.

**INTERNATIONAL PLAY:** Played for Team Canada at the following tournaments: (2006 U18 World Cup, gold medal), (2006 World U17 Hockey Challenge), (2005 World U17 Hockey Challenge).


### DID YOU KNOW?

*Dwight King enjoyed a career-long five-game point streak (3-5=8; Feb. 9-18, 2015) and a career-long three-game goal streak (3-2=5; Feb. 9-14, 2015) last season.*



THE PLAYERS

THE PLAYERS



# 11 ANZE KOPITAR

**Position:** Center

**Shoots:** Left

**Height:** 6-3

**Weight:** 224

**Age:** 28 (Turns 29 on Aug. 24, 2016)

**Birthplace:** Jesenice, Slovenia  
(Aug. 24, 1987)

## ACQUIRED BY KINGS:

Selected by the Kings in the first round (11th overall) in the 2005 NHL Entry Draft.

**2014-15:** Recipient of Kings Leading Scorer Award for eighth straight season (only other King to lead team in scoring eight-or-more straight years was Marcel Dionne – eight straight years from 1975-76 to 1982-83)...Selected as the Kings Best Defensive Player for the third consecutive year and fourth time overall...Led the Kings in assists and points...Kings are 129-44-18 all-time when he scores a goal (13-0-3 last season)...Dating back to March 20, 2014 the Kings are 17-0-5 when Kopitar scores a goal (last regulation loss March 13, 2014 vs. TOR)...From Dec. 16 to the end of the season he registered 41 assists, the most in the NHL during that time, and he finished tied for ninth in the NHL in assists (48)...Recorded his 600th career point (216-384=600), March 21 vs. VAN...Registered 16 multi-point games (tied for most on the team; Kings were 12-1-3 in those games)...Passed Mark Hardy (616) and Mike Murphy (673) to move into eighth on the Kings all-time games played list...Passed Mike Murphy (28), Butch Goring (28), Rob Blake (29) and Dustin Brown (30) to move into fourth on the Kings all-time game-winning goals list...Passed Butch Goring (384) for sixth on the Kings all-time assist list...Recorded two points (0-2=2) while registering a career-high plus-4 rating, April 2 vs. EDM...Registered a five-game point streak (2-6=8), March

18-26...Tallied three points (1-2=3), March 23 at NJD...Recorded three points (1-2=3), March 3 at EDM...Had a four-game point/assist streak (2-6=8), Jan. 3-12...Tallied three assists (0-3=3), Jan. 3 vs. NSH...Registered a five-game assist streak (2-10=12; longest by a King in 2014-15, and longest since he did so March 12-19, 2013; 1-5=6), Dec. 16-27...Registered three assists (0-3=3), Dec. 20 vs. ARI...Tallied a career-high five points (1-4=5), Dec. 18 vs. STL; also tied his career-high for assists in that game (also, Dec. 6, 2007 vs. BUF; 0-4=4)...With five points (1-4=5), Dec. 18 vs. STL and three assists (0-3=3), Dec. 20 vs. ARI, it marked the first time in his career

## KOPITAR –vs– NHL

	GP	G	A	PTS	PIM		GP	G	A	PTS	PIM
ANA	50	21	31	52	14	MTL	9	3	4	7	4
ARI	53	15	38	53	22	NSH	32	9	16	25	8
BOS	12	4	6	10	0	NJD	12	3	6	9	0
BUF	9	4	6	10	2	NYI	12	6	4	10	6
CGY	37	12	14	26	14	NYR	11	3	8	11	4
CAR	9	3	4	7	2	OTT	9	4	4	8	2
CHI	30	8	12	20	14	PHI	11	1	5	6	0
COL	33	13	21	34	2	PIT	9	4	3	7	0
CBJ	29	13	15	28	4	SJS	53	15	30	45	24
DAL	49	13	31	44	6	STL	33	11	28	39	10
DET	29	9	16	25	8	TBL	9	3	5	8	0
EDM	34	9	24	33	14	TOR	9	2	4	6	2
FLA	10	1	9	10	2	VAN	36	8	21	29	8
LAK	—	—	—	—	—	WSH	10	7	4	11	2
MIN	33	8	18	26	8	WPG	11	6	5	11	2

## CAREER HIGHLIGHTS

<b>FIRST NHL GAME:</b>	Oct. 6, 2006 at Anaheim
<b>FIRST NHL GOAL:</b>	Oct. 6, 2006 at Anaheim
<b>FIRST NHL ASSIST:</b>	Oct. 7, 2006 vs. St. Louis
<b>MOST POINTS, GAME:</b>	5, Dec. 18, 2014 vs. St. Louis
<b>MOST GOALS, GAME:</b>	3, 2x's (Last: March 11, 2011 at Columbus)
<b>MOST ASSISTS, GAME:</b>	4, 2x's (Last: Dec. 18, 2014 vs. St. Louis)
<b>HIGHEST PLUS/MINUS:</b>	+4, April 2, 2015 vs. Edmonton
<b>HIGHEST TIME ON ICE:</b>	27:23, Oct. 16, 2007 vs. Minnesota
<b>MOST SHOTS:</b>	9, 2x's (Last: Dec. 4, 2010 vs. Detroit)
<b>LONGEST POINT STREAK:</b>	8, 3x's (Last: Feb. 8 to March 10, 2010: 5-4=9)
<b>LONGEST GOAL STREAK:</b>	4, 2x's (Last: March 13 to March 20, 2012: 4g)
<b>LONGEST ASSIST STREAK:</b>	6, Nov. 6 to Nov. 19, 2010: 7a
<b>CAREER POWER-PLAY GOALS:</b>	70, Last: Jan. 17, 2015 vs. Anaheim
<b>CAREER SHORT-HANDED GOALS:</b>	9, Last: March 13, 2012 vs. Detroit
<b>CAREER GAME-WINNING GOALS:</b>	31, Last: March 26, 2015 at NY Islanders
<b>CAREER PENALTY SHOTS:</b>	0/2, Jan. 25, 2014 vs. Anaheim (vs. Hiller) – Missed
<b>CAREER OVERTIME GOALS:</b>	4, Last: Nov. 25, 2013 at Vancouver
<b>CAREER SHOOTOUT GOALS/ATTEMPTS:</b>	31/85 (36.5 percent)
<b>CAREER PLUS-MINUS:</b>	+45

that he recorded consecutive games of at least three assists.

**2013-14:** Named a Finalist for the Selke Trophy...Recipient of Kings Leading Scorer Award for seventh straight season (only other King to lead team in scoring seven straight years was Marcel Dionne – eight straight years from 1975-76 to 1982-83)...Selected as the Kings MVP (Bill Libby Memorial Award) and Kings Best Defensive Player...Led the Kings in the following categories: goals (29), assists (41), points (70), PPG (10), GWG (nine – tied club record), plus-minus (plus-34) and takeaways (52)...One of four Kings to play in all 82 games...Kings through 2013-14 were 116-44-15 all-time when he scores a goal...Tied for the league-lead in GDG (5, T.J. Oshie – STL)...Two points (1-1=2) including 200th career goal April 10 at EDM...Played in 600th career game April 3 at SJS...PLAYOFFS: Recorded his 60th

postseason point (18-42=60) June 9 at NYR in Game 3 of the SCF, moving into third on the all-time Kings playoff point leaders list (Previously: Dave Taylor, 26-33=59)...Led the league in points (26) and assists (21), ranked fifth in plus-minus (plus-9), and tied for fifth in PPP (seven)...Both his points and assist totals were the second most in a playoff year in Kings history...His 42 career postseason assists ranks him third on the Kings all-time playoff assist list...Has a career postseason plus-minus rating of +22, ranking him first all-time among Kings players.

**2012-13:** Recipient of Kings Leading Scorer Award for sixth straight season...Selected as the Kings Best Defensive Player...Kings were 8-1-0 in 2012-13 when he scored a goal...Earned 300th career assist April 18 vs. CBJ...Points/assists (1-5=6) in five straight games, March 12-19...Played in his 500th career game March

## CAREER STATISTICS

SEASON	TEAM	LEAGUE	REGULAR SEASON					PLAYOFFS				
			GP	G	A	PTS	PIM	GP	G	A	PTS	PIM
2006-07	Los Angeles Kings	NHL	72	20	41	61	24	—	—	—	—	—
2007-08	Los Angeles Kings	NHL	82	32	45	77	22	—	—	—	—	—
2008-09	Los Angeles Kings	NHL	82	27	39	66	32	—	—	—	—	—
2009-10	Los Angeles Kings	NHL	82	34	47	81	16	6	2	3	5	2
2010-11	Los Angeles Kings	NHL	75	25	48	73	20	—	—	—	—	—
2011-12	Los Angeles Kings	NHL	82	25	51	76	20	20	8	12	20	9
2012-13	Mora IK	SWE-2	31	10	24	34	14	—	—	—	—	—
2012-13	Los Angeles Kings	NHL	47	10	32	42	16	18	3	6	9	12
2013-14	Los Angeles Kings	NHL	82	29	41	70	24	26	5	21	26	14
2014-15	Los Angeles Kings	NHL	79	16	48	64	10	—	—	—	—	—
NHL/KINGS Totals			683	218	392	610	184	70	18	42	60	37

14, 2013 at SJS...Points/assists (2-7=9) in five straight games, Feb. 20-March 2...Played with Mora IK (Sweden, 10-24=34 in 30 GP) during the lockout.

**2011-12:** Recipient of Kings Leading Scorer Award for fifth straight season...Scored 25+ goals for the fifth straight season and 20+ goals for the sixth straight season (first six years in league)...Last King to accomplish both milestones was Luc Robitaille (1986-87 through 1993-94)...Ranked eighth in NHL in assists (career high) and ninth in takeaways (76)...Led Kings in goals, assists and points...Goals (4g) in four straight games, March 13-20 - tied career high...Earned 400th career point Jan. 15 at EDM...Played 400th career game Oct. 22 vs. DAL...PLAYOFFS: NHL rankings were the following: tied for first in goals, assists, points, plus-minus (plus-16, tied club record) and SHG (two)...Scored OT game-winner in Game 1 of the Stanley Cup Final, May 30 at NJ.

**2010-11:** Kings MVP (Bill Libby Memorial Award), Best Defensive Player, Most Popular Player and recipient of Kings Leading Scorer Award...Played in club record 330 consecutive games (March 21, 2007 to March 26, 2011) before suffering lower body injury...At the time of injury his NHL rankings were the following: tied for seventh in assists (career high), 10th in points, tied for 13th in plus-minus (plus-25, career high) and tied for seventh in TOI among forwards (21:35)... Second career hat trick March 11 at CBJ...Two goals for Team Lidstrom at 2011 NHL All-Star Game Jan. 30 in Raleigh, N.C. (second appearance)...Earned 200th NHL assist Jan. 6 vs NSH...Scored GWG three straight games (Dec. 2-9)...Assists (7a) in career-high six straight games, Nov. 6-19...Earned 300th NHL point Nov. 13 vs NYI.

**2009-10:** Led Kings in goals, assists, points, PPG (14, tied for third in NHL), PPP (38, third in NHL), PPA (24, tied for seventh in NHL), shootout goals (eight, tied for first in NHL) and shots (259)...Kings MVP (Bill Libby Memorial Award) and recipient of Kings Leading Scorer Award...Points in 16 of 17 games, Jan. 21 to March 10...Eight-game point streaks (7-8=15) Jan. 21-Feb. 4 and (5-4=9) Feb. 8-March 10 (streaks tied career high)...Played in 300th NHL game March 6 vs. MTL...Tied career high with four points (2-2=4) Feb. 4 vs. ANA...Earned 100th NHL goal Jan. 28 at CBJ...NHL No. 1 Star of the Week Oct. 26 (6-3=9)...First career hat trick, Oct. 22 vs. Dallas...PLAYOFFS: Scored OT game-winner April 17 at VAN.

**2008-09:** Recipient of Kings Leading Scorer Award...Earned 200th NHL point March 28, 2009 at NSH...Career-high four-game goal (4-3=7) streak, March 1-7...Tied career-high with

four points (2-2=4) Feb. 16 vs. ATL...Played in 200th NHL game Jan. 21 at COL...Earned 100th NHL assist Dec. 6 vs. CBJ...Named an alternate captain Oct. 8.

**2007-08:** Kings MVP (Bill Libby Memorial Award) and recipient of Kings Leading Scorer Award... Second youngest King to win Kings MVP (20 years, 7 months, 12 days)...Jimmy Carson was the youngest in 1987-88 (19 years, 8 months, 14 days)...Led Kings in points, assists and takeaways (52), while tying for the club lead in PPG (12)... Named to 2008 NHL All-Star Team...Earned 100th NHL point Jan. 3 vs. CBJ...Eight-game point (6-6=12) streak, Nov. 28-Dec. 12...Four assists and played in 100th NHL game Dec. 6 vs. BUF.

**2006-07:** Voted Kings Best Newcomer and Most Popular Player...First-ever native of Slovenia to play in the NHL...Third among NHL rookies in assists, points and PPP (29), second in PPG (22) and tied for fifth in PPG (seven)...Participated at YoungStars game as part of the 2007 NHL All-Star Game festivities...First Kings rookie since Luc Robitaille (84 points, 1986-87) to reach 60 points in his inaugural campaign...Two goals in NHL debut Oct. 6 at ANA.

**INTERNATIONAL PLAY:** Played for Team Slovenia at the following tournaments: Olympics (2014, 5 GP, 2-1=3, plus-4)...World Championships (2008, 5 GP, 3-1=4), (2007 Division 1, 5 GP, 1-13=14, plus-9), (2006, 6 GP, 3-6=9), (2005, 6 GP, 1-0=1)... World Junior Championships (2006 Division 1, 5 GP, 5-1=6), (2005 Division 1, 5 GP, 10-3=13, plus-8), (2004 Division 1, 5 GP, 1-1=2)...World U18 Championships (2005 Division 1, 5 GP, 6-5=11), (2004 Division 1, 5 GP, 6-2=8), (2003 Division 1, 5GP, 2-1=3).

## DID YOU KNOW?

*Anze Kopitar has led the Kings in scoring for eight straight seasons (the only other King to lead the team in scoring eight-or-more straight seasons was Marcel Dionne from 1975-83).*

*He was also selected as the Kings Best Defensive Player for the third consecutive year and fourth time overall at the conclusion of last season, and he led the Kings in assists.*





# 22

## TREVOR LEWIS

**Position:** Center

**Shoots:** Right

**Height:** 6-1

**Weight:** 199

**Age:** 28 (Turns 29 on Jan. 8, 2016)

**Birthplace:** Salt Lake City, Utah (Jan. 8, 1987)

### ACQUIRED BY KINGS:

Selected by the Kings in the first round (17th overall) in the 2006 NHL Entry Draft.

**2014-15:** Selected as the Kings Unsung Hero (fourth straight year; co-winner with Tyler Toffoli)...Set career-highs in goals (nine), assists (16), points (25), and tied his career-high in games played (73)...Recorded a career-high three points (1-2=3) with a career-tying (second time) plus-3 rating, March 3 at EDM...Logged a game-high seven hits, Jan. 10 vs. WPG...Had a career-long four-game point streak (2-2=4), Dec. 20-29 and a career-tying two-game (third time) assist streak (0-2=2), Dec. 27-29...Had a career-tying (third time) two-game goal streak (2-0=2), Dec. 20-22...Tallied a career-high seven shots (previously six, four times), Dec. 12 at MTL...Scored his first goal of the season (SHG; third of his career), Nov. 4 at DAL.

**2013-14:** Selected as the Kings Unsung Hero (third straight year)...Signed two-year contract extension April 8...Scored sixth goal of season March 29 vs. WPG (established career high)...First career two-goal game (first two goals of the season) Jan. 16 at STL (GWG was his second career SHG)...Consecutive games played streak (123) ended Nov. 23 (streak started Dec. 15, 2011)...PLAYOFFS: Career-tying two-game goal streak May 12-14 (2-0=2)...Set a new career high with a two-game goal streak April 17-20 (2-0=2).

**2012-13:** Selected as the Kings Unsung Hero (second straight year)...Played in his 200th career game April 21 vs. DAL...Tied career high with two assists March 16 vs. SJS...Tied career high with points (2-1=3) in three straight games (March 5-9)...Points (2-2=4) in career high three straight games (Feb. 19-23)...Scored first career SHG Feb. 23 vs. COL...Tied career high with two assists Feb. 19 at EDM...Played with Utah (ECHL, 3-6=9 in 6 GP) during lockout...PLAYOFFS: Third on team in hits (57)...Scored GWG in Game 2 of the Western Conference Semifinals (May 16 vs. SJS).

### LEWIS -vs- NHL

	GP	G	A	PTS	PIM		GP	G	A	PTS	PIM
ANA	24	2	4	6	4	MTL	4	0	0	0	2
ARI	27	1	1	2	2	NSH	16	2	4	6	4
BOS	7	0	2	2	5	NJD	6	0	0	0	0
BUF	6	0	0	0	0	NYI	6	0	0	0	0
CGY	19	4	1	5	4	NYR	6	0	1	1	2
CAR	6	1	1	2	4	OTT	6	2	0	2	0
CHI	16	0	2	2	2	PHI	6	0	0	0	2
COL	15	2	4	6	2	PIT	4	0	0	0	0
CBJ	17	0	2	2	2	SJS	25	1	3	4	2
DAL	21	3	4	7	2	STL	14	3	1	4	9
DET	17	1	3	4	0	TBL	6	0	2	2	0
EDM	19	2	7	9	12	TOR	5	0	0	0	4
FLA	6	1	1	2	2	VAN	18	0	1	1	5
LAK	—	—	—	—	—	WSH	6	1	0	1	0
MIN	15	0	1	1	0	WPG	6	1	1	2	0

### CAREER HIGHLIGHTS

<b>FIRST NHL GAME:</b>	Dec. 19, 2008 at Buffalo
<b>FIRST NHL GOAL:</b>	Dec. 20, 2008 at Detroit
<b>FIRST NHL ASSIST:</b>	Dec. 23, 2008 at Columbus
<b>MOST POINTS, GAME:</b>	3, Mar. 3, 2015 at Edmonton
<b>MOST GOALS, GAME:</b>	2, Jan. 16, 2014 at St. Louis
<b>MOST ASSISTS, GAME:</b>	2, 6x's (Last: March 3, 2015 at Edmonton)
<b>HIGHEST PLUS/MINUS:</b>	+3, March 3, 2015 at Edmonton
<b>HIGHEST TIME ON ICE:</b>	20:15, Dec. 4, 2010 vs. Detroit
<b>MOST SHOTS:</b>	7, Dec. 12, 2014 at Montreal
<b>LONGEST POINT STREAK:</b>	4, Dec. 20 to Dec. 29, 2014: 2-2=4
<b>LONGEST GOAL STREAK:</b>	2, 3x's (Last: Dec. 20 to Dec. 22, 2014: 2g)
<b>LONGEST ASSIST STREAK:</b>	2, 6x's (Last: March 30 to April 2, 2015: 2a)
<b>CAREER POWER-PLAY GOALS:</b>	None
<b>CAREER SHORT-HANDED GOALS:</b>	3, Last: Nov. 4, 2014 at Dallas
<b>CAREER GAME-WINNING GOALS:</b>	9, Last: Feb. 14, 2015 vs. Washington
<b>CAREER PENALTY SHOTS:</b>	1/1, Jan. 23, 2012 vs. Ottawa (vs. Anderson) – Scored
<b>CAREER OVERTIME GOALS:</b>	None
<b>CAREER SHOOTOUT GOALS/ATTEMPTS:</b>	0/3 (0.0 percent)
<b>CAREER PLUS-MINUS:</b>	-5

**2011-12:** Selected as the Kings Unsung Hero (along with Rob Scuderi)...Two assists March 17 vs. NSH...Two points (1-1=2) March 6 at NSH...Scored on first career penalty shot Jan. 23, 2012 vs. OTT...Played 100th career game Nov. 16 vs. ANA...PLAYOFFS: Assists (4a) in three straight games (May 13-17)...Scored two goals in Stanley Cup Final clinching Game 6 (June 11 vs. NJD).

**2010-11:** Tied for 10th among NHL rookies in hits (102)...Two points in back-to-back games (1-1=2 March 26 vs. COL and two assists March 29 at EDM)...Two points and GWG (1-1=2) Dec. 18 at NSH...First two points of season (both assists) Nov. 20 at BOS (first career multi-

point game and first NHL point since Dec. 27, 2008)...PLAYOFFS: Tied for second on club in assists.

**2009-10:** Began season with Kings before being assigned to Manchester on Oct. 30...Suffered an upper body injury Nov. 11 and missed 47 games...Helped Monarchs advance to the AHL's Eastern Conference Finals...Two multi-goal games (April 20 in Game 4 vs. Portland and April 30 in Game 3 vs. Worcester)...Led Manchester in playoff shots (52).

**2008-09:** Second on Manchester in goals, assists, points and PPG (seven)...Led Manchester (tied for second in AHL) in SHG

### CAREER STATISTICS

SEASON	TEAM	LEAGUE	REGULAR SEASON					PLAYOFFS				
			GP	G	A	PTS	PIM	GP	G	A	PTS	PIM
2006-07	Manchester Monarchs	AHL	8	4	2	6	2	2	0	0	0	0
2007-08	Manchester Monarchs	AHL	76	12	16	28	43	4	0	0	0	2
2008-09	Manchester Monarchs	AHL	75	20	31	51	30	—	—	—	—	—
2008-09	Los Angeles Kings	NHL	6	1	2	3	0	—	—	—	—	—
2009-10	Manchester Monarchs	AHL	23	5	2	7	6	16	5	4	9	10
2009-10	Los Angeles Kings	NHL	5	0	0	0	0	—	—	—	—	—
2010-11	Los Angeles Kings	NHL	72	3	10	13	6	6	1	3	4	2
2011-12	Los Angeles Kings	NHL	72	3	4	7	26	20	3	6	9	2
2012-13	Utah Grizzlies	ECHL	6	3	6	9	4	—	—	—	—	—
2012-13	Los Angeles Kings	NHL	48	5	9	14	19	18	1	2	3	2
2013-14	Los Angeles Kings	NHL	73	6	5	11	6	26	4	1	5	6
2014-15	Los Angeles Kings	NHL	73	9	16	25	14	—	—	—	—	—
NHL/KINGS Totals			349	27	46	73	71	70	9	12	21	12

(four)...Recorded first career NHL assist Dec. 23 at CBJ (third NHL game)...Recorded first career NHL goal Dec. 20 at DET (second NHL game)...Made NHL debut Dec. 19 at BUF.

**2007-08:** Recorded hat trick and four points (3-1=4) Dec. 8 vs. Chicago Wolves...Four multi-point games with Manchester during regular season...At least one shot in 67 of 76 regular season games.

**2006-07:** Fifth among OHL rookies (third overall on Owen Sound) in points...Fourth among OHL rookies (third overall on Owen Sound) in goals...Seventh among OHL rookies (third overall on Owen Sound) in assists...Second on Owen Sound in SHG (two)...Recorded two assists at 2007 OHL All-Star Classic...Made professional debut in AHL with Manchester April 4.

**2005-06:** Second in USHL in goals and assists, led USHL in shots (236) during his second

season in Des Moines...Second in USHL in PPG (13), SHG (six) and GWG (seven)...Fourth in USHL in plus-minus (plus-25)...Played for Team East at USHL Prospects All-Star Game...USHL Player of the Year, USHL Forward of the Year and selected as USHL First-Team All-Star...Recipient of the Curt Hammer Award, given to USHL player who best combines character on and off the ice as well as skill.

**2004-05:** Youngest player on Des Moines (USHL)...Scored 10 goals in 52 games after starting the season as an 18-year-old.

**LAST AMATEUR CLUB:** Owen Sound, OHL.

**INTERNATIONAL PLAY:** Played for Team USA at the following tournaments: World Championships (2015, 10 GP, 3-6=9, plus-6, bronze medal, alternate captain)...World Junior Championships (2007, 7 GP, 1-1=2, bronze medal)...Other (2006 Viking Cup, 6 GP, 3-5=8, bronze medal).

### DID YOU KNOW?

*Trevor Lewis was selected as the Kings Unsung Hero for the fourth straight season (co-winner last season with Tyler Toffoli). He also set career-highs in goals (nine), assists (16) and points (25), and tied his career-high in games played (73).*





# 17

## MILAN LUCIC

**Position:** Left Wing

**Shoots:** Left

**Height:** 6-3

**Weight:** 233

**Age:** 27 (Turns 28 on June 7, 2016)

**Birthplace:** Vancouver, British Columbia  
(June 7, 1988)

### ACQUIRED BY KINGS:

From BOS for Martin Jones, Colin Miller and a first-round selection in the 2015 NHL Draft on June 26, 2015.

**2014-15:** Finished third on the team in scoring with 44 points (18-26=44)...Had ten multi-point games...Registered a career-tying three assists (0-3=3), Oct. 21 vs. SJS...Tallied three points (1-2=3), Jan. 29 at NYI...Had a four-game point streak (1-3=4), March 8-14...Eight of his 18 goals gave the Bruins the lead in a game, including registering the first goal of the game five times, and another four game-tying goals... Played his 500th NHL game, Nov. 6 vs. EDM... Recorded his 200th NHL assist, March 10 at OTT...Registered his 300th NHL point with two assists (0-2=2), Oct. 16 at MTL.

**2013-14:** Hit the 20-goal mark for the third time in his career and tied his previous career-high for assists (35)...Had 11 multi-point games... Had a six-game point streak (1-5=6), Dec. 21-Jan. 2...Registered a career-best five-game assist streak (0-5=5), Dec. 23-Jan. 2...Also had two five-game point streaks, Oct. 19-30 (3-4=7) and Feb. 1-26 (3-4=7)...Scored his 100th NHL goal, Oct. 14 vs. DET...Tied for third on the team in post-season points with seven (4-3=7) in 12 games...Had one multi-point playoff game (1-1=2), April 26 vs. DET...Tied his previous career-high with a five-game playoff point streak (3-3=6), April 24-May 6.

**2012-13:** Had four multi-point games...Tied his career-high with three assists (0-3=3), Mar. 16 vs. WSH...Had four three-game point streaks, Feb. 6-12 (1-3=4); Feb. 24-29 (1-2=3); Feb. 5-9 (0-3=3); Mar. 30-Apr. 2 (0-4=4)...Played his 400th NHL game, March 17 vs. BUF...Tied for third in the NHL in the post-season scoring race with 19 points (7-12=19) and tied for third in the playoffs with a plus-12 rating...Had four multi-point games including two three-point efforts, May 6 at TOR (0-3=3) and June 12 at CHI (2-1=3) which were career-highs for points in

### LUCIC -vs- NHL

	GP	G	A	PTS	PIM		GP	G	A	PTS	PIM
ANA	9	0	0	0	7	MTL	40	11	11	22	94
ARI	9	2	4	6	8	NSH	8	2	6	8	4
BOS	—	—	—	—	—	NJD	26	8	8	16	10
BUF	45	9	15	24	73	NYI	25	9	15	24	36
CGY	8	4	3	7	2	NYR	27	7	9	16	40
CAR	28	6	9	15	53	OTT	38	9	14	23	36
CHI	10	1	3	4	6	PHI	23	7	7	14	33
COL	8	2	3	5	14	PIT	25	5	11	16	31
CBJ	12	4	3	7	48	SJS	10	3	6	9	0
DAL	9	4	2	6	21	STL	9	2	3	5	18
DET	13	1	5	6	6	TBL	28	8	8	16	40
EDM	7	2	2	4	10	TOR	40	7	22	29	48
FLA	29	9	6	15	30	VAN	8	2	3	5	16
LAK	12	2	2	4	20	WSH	27	5	13	18	29
MIN	9	1	1	2	8	WPG	24	7	9	16	31

### CAREER HIGHLIGHTS

<b>FIRST NHL GAME:</b>	Oct. 5, 2007 at Dallas (with Boston)
<b>FIRST NHL GOAL:</b>	Oct. 12, 2007 at Los Angeles (with Boston)
<b>FIRST NHL ASSIST:</b>	Oct. 12, 2007 at Los Angeles (with Boston)
<b>MOST POINTS, GAME:</b>	4, Oct. 25, 2008 vs. Atlanta (with Boston)
<b>MOST GOALS, GAME:</b>	3, 2x's (Last: Nov. 18, 2010 vs. Florida; with Boston)
<b>MOST ASSISTS, GAME:</b>	3, 4x's (Last: Oct. 21, 2014 vs. San Jose; with Boston)
<b>HIGHEST PLUS/MINUS:</b>	+5, Feb. 9, 2011 vs. Montreal (with Boston)
<b>HIGHEST TIME ON ICE:</b>	23:08, March 8, 2014 at Tampa Bay (with Boston)
<b>MOST SHOTS:</b>	7, Feb. 11, 2012 vs. Nashville (with Boston)
<b>LONGEST POINT STREAK:</b>	8, Dec. 8 to Dec. 23: 4-4=8 (with Boston)
<b>LONGEST GOAL STREAK:</b>	5, Oct. 29 to Nov. 10, 2011: 6g (with Boston)
<b>LONGEST ASSIST STREAK:</b>	5, Dec. 23, 2013 to Jan. 2, 2014: 5a (with Boston)
<b>CAREER POWER-PLAY GOALS:</b>	20, Last: Jan. 8, 2015 vs. New Jersey (with Boston)
<b>CAREER SHORT-HANDED GOALS:</b>	None
<b>CAREER GAME-WINNING GOALS:</b>	26, Last: March 31, 2015 vs. Florida with Boston)
<b>CAREER PENALTY SHOTS:</b>	None
<b>CAREER OVERTIME GOALS:</b>	1, Last: Nov. 14, 2013 vs. Columbus (with Boston)
<b>CAREER SHOOTOUT GOALS/ATTEMPTS:</b>	0/3 (0.0 percent)
<b>CAREER PLUS-MINUS:</b>	+94

a playoff game...Had three separate three-game point streaks, May 1-6 (0-6=6), June 1-5 (0-3=3) and June 19-24 (2-1=3).

**2011-12:** Hit the 20-goal mark for the second straight season and his 81 games played were a career season-high...Had 17 multi-point games, including three three-point nights... Tied his career-high for assists in a game (0-3=3), Dec. 10 at CBJ...Had a seven-game point streak (2-7=9), March 1-11...Had a career-high five-game goal streak (6-2=8), Oct. 29-Nov. 10...Played his 300th NHL game, Nov. 26 vs. WPG...Recorded his 100th NHL assist, Dec. 10 at CBJ...Registered his 200th NHL point with an assist, March 6 at TOR.

**2010-11:** Won his first team scoring title as he was tied with David Krejci in points but had a

higher goal total...Established career-highs in all offensive categories...His 30 goals were the most by a Bruin since 2008-09...Tied for the fifth-best plus/minus in the NHL at +28...Was one of two players in the NHL with 30-or-more goals and 100-plus penalty minutes (ANA's Corey Perry)...Had 12 multi-point games, including his second career hat trick (3-0=3), Nov. 18 vs. FLA and a career-high three assists (0-3=3), March 24 vs. Montreal...Had two five-game point streaks, Oct. 9-21 (3-3=6) and March 3-11 (2-4=6)...Tallied a three-game goal streak (3-1=4), Oct. 10-19...Played his 200th NHL game, Oct. 9 vs. PHX...Recorded his 100th NHL point with a goal, Nov. 10 at PIT... Registered his second career "Gordie Howe Hat Trick", Oct. 19 at Washington ... Added 12 points (5-7=12) in 25 playoff games ... Had

### CAREER STATISTICS

SEASON	TEAM	LEAGUE	REGULAR SEASON					PLAYOFFS				
			GP	G	A	PTS	PIM	GP	G	A	PTS	PIM
2007-08	Boston Bruins	NHL	77	8	19	27	89	7	2	0	2	4
2008-09	Boston Bruins	NHL	72	17	25	42	136	10	3	6	9	43
2009-10	Boston Bruins	NHL	50	9	11	20	44	13	5	4	9	19
2010-11	Boston Bruins	NHL	79	30	32	62	121	25	5	7	12	63
2011-12	Boston Bruins	NHL	81	26	35	61	135	7	0	3	3	8
2012-13	Boston Bruins	NHL	46	7	20	27	75	22	7	12	19	14
2013-14	Boston Bruins	NHL	80	24	35	59	91	12	4	3	7	4
2014-15	Boston Bruins	NHL	81	18	26	44	81	—	—	—	—	—
<b>NHL Totals</b>			<b>566</b>	<b>139</b>	<b>203</b>	<b>342</b>	<b>772</b>	<b>96</b>	<b>26</b>	<b>35</b>	<b>61</b>	<b>155</b>

two multi-point games, including two goals (2-0=2), May 6 vs. PHI...Had points in consecutive games twice, May 4-6 (2-1=3) and May 23-25 (1-2=3)...Won his first career Stanley Cup.

**2009-10:** Injuries limited him to a career-low 50 games...Eight of his nine goals came on the road...Had two multi-point games, both two-point nights...Had a four-game point streak (1-3=4), April 5-11...Had two multi-point playoff games, including two goals (2-0=2), May 14 vs. PHI...Had a five-game playoff point streak (2-4=6), April 26-May 7.

**2008-09:** Had five multi-point games, including career-highs for goals and points in a game with his first career hat trick (3-1=4), Oct. 25 vs. ATL...Had an eight-game point streak (4-4=8), Dec. 8-23...Played his 100th NHL game Nov. 28 vs. NYI...Was selected to play in the Young Stars (Rookies vs. Sophomores) game during the NHL's All-Star Weekend, but was unable to participate due to injury...Added nine points (3-6=9) in ten playoff games.

**2007-08:** Played his first NHL season and was just the tenth rookie to win BOS's Seventh

Player Award as voted by the fans...Had six multi-point games, all two-point efforts...Had a four-game point streak (2-4=6), Jan. 24-Feb. 2...Had a three-game point streak (1-2=3), Feb. 21-26...His four game-winning goals ranked second on the team and second overall among league rookies...Played his first NHL game, Oct. 5 at DAL...Scored his first NHL points in a "Gordie Howe Hat Trick" with the game-winning goal, an assist and a fight, Oct. 12 at LAK...Played in the Young Stars game during All-Star weekend (1-0=1)...Was sixth overall among league rookies with 13 fighting majors...Changed his number from 62 to 17 on Oct. 30...Played his first NHL playoff game, April 10 at MTL...Recorded his first NHL playoff point (goal), Apr. 13 vs. the MTL.

**LAST AMATEUR CLUB:** Vancouver, WHL.

**TRANSACTIONS:** Selected by BOS in the second round (50th overall) in the 2006 NHL Entry Draft.

**INTERNATIONAL PLAY:** Played for Team Canada at the following tournaments: Other (2007 Super Series, 8 GP, 0-3=3).

### DID YOU KNOW?

*Milan Lucic, a Stanley Cup Champion with Boston in 2011, was acquired by the Kings from Boston for Martin Jones (G), Colin Miller (D) and a first-round selection in the 2015 NHL Draft on June 26, 2015.*





# 27

## ALEC MARTINEZ

**Position:** Defense

**Shoots:** Left

**Height:** 6-1

**Weight:** 210

**Age:** 28 (Turns 29 on July 26, 2016)

**Birthplace:** Rochester Hills, Mich.  
(July 26, 1987)

### ACQUIRED BY KINGS:

Selected by the Kings in the fourth round (95th overall) in the 2007 NHL Entry Draft.

**2014-15:** Surpassed his career-high in assists (16) and tied his career-high in points (22)... Registered two assists (0-2=2), March 26 at NYI...Missed 18 games due to an upper-body injury, Feb. 9-March 18...Tied his career-high with three points (1-2=3; second time, both in 2014-15), Jan. 3 vs. NSH; also tied a career-high with a plus-3 rating (third time)... Logged a career-high 27:06 TOI, Dec. 30 vs. EDM... Blocked eight shots, Dec. 20 vs. ARI...Tallied a career-high three assists (0-3=3; set his career-high in points, and later in the season he tied it), Nov. 8 vs. VAN and became the first Kings defenseman since Slava Voynov to record three-or-more assists in a game (March 9, 2013 vs. CGY; 0-3=3); recorded a career-tying plus-3 rating...Tallied a career-tying two-game goal streak (2-0=2), Oct. 31-Nov. 2.

**2013-14:** Played in 200th career game April 5 at VAN...Had 15 points (7-8=15) in 17-game span (March 1-April 3)...Points (2-2=4) in four straight games (March 22-27)...Points (3-2=5) in career high five straight games (March 1-10)...PLAYOFFS: Points (0-3=3) in a playoff career-long three straight games (April 24-28)...scored the Stanley Cup clinching goal (June 13)

and the Western Conference Final clinching goal (June 1)...first player in NHL history to score at least two series-clinching OT goals in one playoff year, with one being the Stanley Cup clinching goal; third player overall (first defenseman) to ever score multiple series-clinching OT goals in a single playoff year... NHL rankings among defensemen were the following: tied for second in goals, tied for seventh in points (second on the team), tied for eighth in PPP (five)...Also, tied for third in the league in GWG (three) and tied for first in OTG (two).

### MARTINEZ -vs- NHL

	GP	G	A	PTS	PIM		GP	G	A	PTS	PIM
ANA	15	2	3	5	2	MTL	4	2	2	4	0
ARI	19	3	6	9	6	NSH	13	3	2	5	4
BOS	6	1	0	1	0	NJD	6	0	0	0	0
BUF	5	0	0	0	0	NYI	6	0	3	3	2
CGY	15	0	2	2	2	NYR	5	0	2	2	2
CAR	4	2	0	2	0	OTT	3	0	0	0	2
CHI	10	1	2	3	2	PHI	5	0	1	1	0
COL	10	2	1	3	6	PIT	4	1	0	1	2
CBJ	9	0	2	2	4	SJS	19	3	7	10	6
DAL	13	0	1	1	6	STL	14	0	1	1	0
DET	12	3	2	5	8	TBL	4	0	0	0	0
EDM	15	2	2	4	2	TOR	5	0	3	3	2
FLA	5	1	0	1	0	VAN	13	0	4	4	0
LAK	—	—	—	—	—	WSH	5	0	1	1	0
MIN	11	2	1	3	4	WPG	4	1	0	1	0

### CAREER HIGHLIGHTS

First NHL game:	Oct. 3, 2009 vs. Phoenix
First NHL goal:	Nov. 24, 2010 at Montreal
First NHL assist:	Dec. 4, 2010 vs. Detroit
<b>MOST POINTS, GAME:</b>	3, 2x's (Last: Jan. 3, 2015 vs. Nashville)
<b>MOST GOALS, GAME:</b>	1, 29x's (Last: April 4, 2015 vs. Colorado)
<b>MOST ASSISTS, GAME:</b>	3, Nov. 8, 2014 vs. Vancouver
<b>HIGHEST PLUS/MINUS:</b>	+3, 3x's (Last: Jan. 3, 2015 vs. Nashville)
<b>HIGHEST TIME ON ICE:</b>	27:06, Dec. 30, 2014 at Edmonton
<b>MOST SHOTS:</b>	6, Oct. 25, 2011 vs. New Jersey
<b>LONGEST POINT STREAK:</b>	5, March 1 to March 10, 2014: 3-2=5
<b>LONGEST GOAL STREAK:</b>	2, 2x's (Last: Oct. 31 to Nov. 2, 2014: 2g)
<b>LONGEST ASSIST STREAK:</b>	3, Jan. 8 to Jan. 13, 2011: 3a
<b>CAREER POWER-PLAY GOALS:</b>	8, Last: Dec. 4, 2014 at Arizona
<b>CAREER SHORT-HANDED GOALS:</b>	None
<b>CAREER GAME-WINNING GOALS:</b>	3, Last: April 4, 2015 vs. Colorado
<b>CAREER PENALTY SHOTS:</b>	None
<b>CAREER OVERTIME GOALS:</b>	None
<b>CAREER SHOOTOUT GOALS/ATTEMPTS:</b>	None
<b>CAREER PLUS-MINUS:</b>	+32

**2012-13:** Assist March 19 vs. PHX...Assist March 16 vs. SJS...Assist March 7 vs. DAL... Goal Feb. 10 at DET...Assist Jan. 22 at COL... Played with HC TPS (Finland, 1-1=2 in 11 GP) and Allen (CHL, 1-1=2 in 3 GP) during lockout.

**2011-12:** Two points (1-1=2) April 5 vs. SJS... Goal March 30 at EDM...Goal March 20 vs. SJS...Goal March 16 at ANA...Played 100th career game March 8 at CBJ...Four assists in six-game span (Feb. 21-March 3)...Goal Nov. 12 vs. MIN...Goal Nov. 8 vs. NSH...PLAYOFFS: Scored first career playoff goal in Game 3 of the Stanley Cup Final (June 4 vs. NJD)...Tied for 10th among NHL defensemen in plus-minus (plus-5).

**2010-11:** NHL rankings among rookie defensemen were the following: tied for sixth in goals, 10th in assists, eighth in points, fifth in plus-minus (plus-11, which was eighth overall among rookies), eighth in shots (74) and ninth in hits (69)...Two assists March 24 vs. SJS... Assists in back-to-back games (Feb. 16 at CBJ and Feb. 17 at NYR)...Points (0-3=3) in three straight games Jan. 8-13...First career multi-point game (1-1=2) Dec. 4 vs. DET...First career goal (and point) Nov. 24 at MTL (fifth NHL game)...Recalled from Manchester Nov. 23...Began season as an alternate captain for Manchester.

### CAREER STATISTICS

SEASON	TEAM	LEAGUE	REGULAR SEASON					PLAYOFFS				
			GP	G	A	PTS	PIM	GP	G	A	PTS	PIM
2008-09	Manchester Monarchs	AHL	72	8	15	23	42	—	—	—	—	—
2009-10	Manchester Monarchs	AHL	55	7	23	30	26	16	0	3	3	10
2009-10	Los Angeles Kings	NHL	4	0	0	0	2	—	—	—	—	—
2010-11	Manchester Monarchs	AHL	20	5	11	16	14	—	—	—	—	—
2010-11	Los Angeles Kings	NHL	60	5	11	16	18	6	0	1	1	2
2011-12	Los Angeles Kings	NHL	51	6	6	12	8	20	1	2	3	8
2012-13	Allen Americans	CHL	3	1	1	2	0	—	—	—	—	—
2012-13	Los Angeles Kings	NHL	27	1	4	5	10	7	0	2	2	8
2013-14	Los Angeles Kings	NHL	61	11	11	22	14	26	5	5	10	12
2014-15	Los Angeles Kings	NHL	56	6	16	22	10	—	—	—	—	—
NHL/KINGS Totals			259	29	48	77	62	59	6	10	16	30

**2009-10:** Made NHL debut Oct. 3 vs. PHX... Recalled from Manchester three times during season...Led Manchester defensemen in points and assists...Led Manchester overall in plus-minus (plus-12)...Helped Monarchs advance to the AHL's Eastern Conference Finals.

**2008-09:** Tied Manchester rookies in games played...Tied for first among Manchester defensemen in goals, assists, points and PPG (three)...Tied for 14th among AHL rookie defensemen in points...Made professional debut with Manchester Oct. 11 at Portland.

**2007-08:** Collegiate career-high 32 points (9-23=32) and 42 penalty minutes in 42 games during junior season at Miami of Ohio...Led CCHA defensemen in goals and points, fourth in assists...CCHA First-Team All-Star and Second Team All-America selection...Earned

CCHA All-Tournament honors and named CCHA Best Defensive Defenseman, as Miami placed first in conference in team defense and second in penalty killing.

**2006-07:** 24 points (9-15=24) and 40 penalty minutes in 42 games at Miami of Ohio...One of two team defensemen to play all 42 games...Led club defensemen in goals and points.

**2005-06:** 11 points (3-8=11) and 31 penalty minutes in 39 games at Miami of Ohio...All three goals came in CCHA Quarterfinals against Western Michigan...Second among club freshmen in points.


**2004-05:** 21 points (10-11=21), 30 penalty minutes and plus-16 in 58 regular season games with Cedar Rapids (USHL).

**LAST AMATEUR CLUB:** Miami of Ohio, NCAA.

### DID YOU KNOW?

*Alec Martinez surpassed his career-high in assists (16) and tied his career-high in points (22) in 2014-15 even though he missed 18 games due to an injury. Twice last season he scored three points in one game (1-2=3 vs. Nashville, Jan. 3, 2015; 0-3=3 vs. Vancouver, Nov. 8, 2014) – setting and matching a career-high.*





# 5

## JAMIE MCBAIN

**Position:** Defense

**Shoots:** Right

**Height:** 6-1

**Weight:** 193

**Age:** 27 (Turns 28 on Feb. 25, 2016)

**Birthplace:** Edina, Minn. (Feb. 25, 1988)

### ACQUIRED BY KINGS:

Signed by the Kings as an unrestricted free agent on Nov. 11, 2014.

**2014-15:** Appeared in his 300th career NHL game, Feb. 24th vs. DET...Scored a goal (1-0=1) marking his 100th career point (28-72=100), Feb. 5 at FLA...Tallied a three-game point streak (1-2=3), Dec. 20-27...Scored his first goal as a King, Nov. 25 at NSH...Tallied his first point as a King (assist), Nov. 18 vs. FLA...Made his Kings debut, Nov. 12 at ANA.

**2013-14:** Played in 69 games in his first season with Buffalo, totaling 17 points (6-11=17)...Ranked third among team defensemen in goals, assists, points, power-play goals (two), power-play points (five) and time on ice (20:09)...Registered two points (1-1=2), Oct. 8 vs. TBL...Tallied two assists (0-2=2), Feb. 26 vs. BOS...Had points in back-to-back games (1-1=2), March 20-23.

**2012-13:** Registered eight points (1-7=8) in 40 games played...Ranked third on the team in blocked shots (63)...Made his season debut and earned his first point (assist), Jan. 24 vs. BUF...Scored his only goal of season, Jan. 28 vs. BOS...Had assists in consecutive games, March 2 vs. FLA and March 3 at FLA...Played his 200th NHL game, April 16 at OTT...Tallied an assist and skated a season-high 26:06, April 27 at PIT.

**2011-12:** Set a new career high in goals (eight) and led all Hurricanes defensemen in assists (19) and points (27)...Tied for first among Hurricanes defensemen in power-play goals (five), tied for second in power-play assists (6) and second in power-play points (11)...Matched his career high for games played (76)...Had just four penalty minutes, the fewest of any NHL defenseman with more than 70 games played...Made his season debut, Oct. 12 vs. BOS...Skated a season-high 26:52 of ice time and earned an assist, Oct. 25 vs. OTT...Played in his 100th NHL game, Nov. 4 vs. WSH...Scored two goals (2-0=2), Dec. 3

### McBAIN -vs- NHL

	GP	G	A	PTS	PIM		GP	G	A	PTS	PIM
ANA	6	1	1	2	0	MTL	16	3	4	7	4
ARI	5	0	1	1	0	NSH	8	2	2	4	0
BOS	17	2	4	6	0	NJD	13	0	5	5	0
BUF	11	1	6	7	4	NYI	11	1	2	3	2
CGY	7	1	2	3	0	NYR	14	0	3	3	2
CAR	4	0	0	0	0	OTT	15	1	4	5	8
CHI	5	0	0	0	0	PHI	13	0	0	0	6
COL	5	0	1	1	2	PIT	15	4	4	8	8
CBJ	5	0	2	2	0	SJS	6	0	4	4	0
DAL	5	0	1	1	0	STL	5	0	0	0	2
DET	5	2	0	2	0	TBL	20	2	6	8	0
EDM	4	1	1	2	0	TOR	14	2	3	5	8
FLA	20	3	7	10	2	VAN	4	1	1	2	0
LAK	4	0	0	0	4	WSH	19	1	1	2	6
MIN	6	0	2	2	8	WPG	19	0	6	6	0

### CAREER HIGHLIGHTS

<b>FIRST NHL GAME:</b>	March 16, 2010 vs. Boston (with Carolina)
<b>FIRST NHL GOAL:</b>	March 20, 2010 at Pittsburgh (with Carolina)
<b>FIRST NHL ASSIST:</b>	March 16, 2010 vs. Boston (with Carolina)
<b>MOST POINTS, GAME:</b>	2, 10x's (Last: Feb. 26, 2014 vs. Boston; with Buffalo)
<b>MOST GOALS, GAME:</b>	2, 2x's (Last: Dec. 3, 2011 vs. Pittsburgh; with Carolina)
<b>MOST ASSISTS, GAME:</b>	2, 4x's (Last: Feb. 26, 2014 vs. Boston; with Buffalo)
<b>HIGHEST PLUS/MINUS:</b>	+4, April 8, 2010 vs. Montreal (with Carolina)
<b>HIGHEST TIME ON ICE:</b>	29:50, March 20, 2010 at Pittsburgh (with Carolina)
<b>MOST SHOTS:</b>	6, 2x's (Last: April 6, 2013 vs. NY Rangers; with Carolina)
<b>LONGEST POINT STREAK:</b>	4, March 16 to March 21, 2010: 1-4=5 (with Carolina)
<b>LONGEST GOAL STREAK:</b>	None
<b>LONGEST ASSIST STREAK:</b>	4, March 16 to March 21, 2010: 4a (with Carolina)
<b>CAREER POWER-PLAY GOALS:</b>	10, Last: Dec. 22, 2014 vs. Calgary
<b>CAREER SHORT-HANDED GOALS:</b>	None
<b>CAREER GAME-WINNING GOALS:</b>	4, Last: Feb. 13, 2012 at Montreal (with Carolina)
<b>CAREER PENALTY SHOTS:</b>	None
<b>CAREER OVERTIME GOALS:</b>	2, Last: March 3, 2011 vs. Buffalo (with Carolina)
<b>CAREER SHOOTOUT GOALS/ATTEMPTS:</b>	None
<b>CAREER PLUS-MINUS:</b>	-18

vs. PIT, his second career two-goal game...Recorded his second consecutive multi-point game with two assists (0-2=2), Dec. 6 at CGY...Scored a goal, Dec. 7 at EDM to extend his point streak to three games.

**2010-11:** Tied for fourth among NHL rookie defensemen in goals (seven), and fifth in assists (23) and points (30)...The Hurricanes were 18-6-3 when he registered a point...Was one of 12 NHL rookies to participate in the Honda NHL SuperSkills competition during the 2011 All-Star Weekend in Raleigh...Registered an assist and took his first career NHL penalty (holding), Oct. 7 against MIN in the first game of the 2010 NHL Premiere in Helsinki...Beat Ryan Miller for the overtime game-winner and notched an assist (1-1=2), March 3 vs. BUF...

Had his first career multi-goal game (2-0=2) including the game-winning goal, March 30 vs. MTL.

**2009-10:** Completed his first NHL season, earning 10 points (3-7=10) in his first 14 NHL games...Ranked first among Hurricanes in plus/minus (plus-6), despite playing in just 14 games...Led all Albany (AHL) defensemen and ranked fourth among River Rats in scoring with 40 points (7-33=40) in 68 games...Had a team-high, seven-game point streak (1-10=11) for the River Rats, Feb. 3-15...Ranked ninth among AHL defensemen in points (40) at the time of his NHL recall on March 16...Was reassigned to Albany at the end of the NHL season to participate in the Calder Cup Playoffs...Made his NHL debut, March 16 vs. BOS, recording

### CAREER STATISTICS

SEASON	TEAM	LEAGUE	REGULAR SEASON					PLAYOFFS				
			GP	G	A	PTS	PIM	GP	G	A	PTS	PIM
2008-09	Albany River Rats	AHL	10	1	1	2	2	—	—	—	—	—
2009-10	Albany River Rats	AHL	68	7	33	40	10	8	4	2	6	8
2009-10	Carolina Hurricanes	NHL	14	3	7	10	0	—	—	—	—	—
2010-11	Carolina Hurricanes	NHL	76	7	23	30	32	—	—	—	—	—
2011-12	Carolina Hurricanes	NHL	76	8	19	27	4	—	—	—	—	—
2012-13	Pelicans Lahti	Liiga	7	0	1	1	6	—	—	—	—	—
2012-13	Carolina Hurricanes	NHL	40	1	7	8	12	—	—	—	—	—
2013-14	Buffalo Sabres	NHL	69	6	11	17	14	—	—	—	—	—
2014-15	Manchester Monarchs	AHL	5	1	2	3	2	—	—	—	—	—
2014-15	Los Angeles Kings	NHL	26	3	6	9	4	—	—	—	—	—
<b>NHL Totals</b>			<b>301</b>	<b>28</b>	<b>73</b>	<b>101</b>	<b>66</b>	—	—	—	—	—
<b>KINGS Totals</b>			<b>26</b>	<b>3</b>	<b>6</b>	<b>9</b>	<b>4</b>	—	—	—	—	—

his first NHL point (assist)...Scored his first NHL goal with 0.9 seconds remaining in overtime, and earned an assist, March 20 at PIT...Was only the second player in Hurricanes history to have points in each of his first four NHL games (1-4=5; March 16-21)...Earned a pair of assists (0-2=2) and was plus-4, April 8 vs. MTL.

**2008-09:** Joined Albany (AHL) after concluding his collegiate season and signing an entry-level contract with the Hurricanes...Made his AHL debut, March 27 vs. Hartford...Earned his first professional point with a goal, March 31 vs. Bridgeport...Earned his first professional assist, April 5 at Binghamton...Was named the WCHA's Player of the Year after totaling 37 points (7-30=37) to lead Wisconsin in scoring...Led all WCHA players in scoring in league games with 28 points, marking just the second time that a defenseman led the conference in points...Was just the fifth defenseman in Wisconsin's history to lead the team in scoring...Selected as one of 10 finalists for the Hobey Baker Memorial Award as college hockey's top player...Had a seven-game point streak (2-9=11) from Oct. 31-Nov. 21...Completed his collegiate career with 79 points (15-64=79) and 84 penalty minutes in 111 games for Wisconsin...Led Wisconsin defensemen in scoring in each of his three seasons with the Badgers.

**LAST AMATEUR CLUB:** University of Wisconsin, NCAA.


**TRANSACTIONS:** Selected by CAR in the second round (63rd overall) in the 2006 NHL Entry Draft...Traded to BUF by CAR with a second round pick in the 2013 NHL Draft for Andrej Sekera.

**INTERNATIONAL PLAY:** Played for Team USA at the following tournaments: World Championships (2013, 10 GP, 0-2=2, bronze medal)...World Junior Championships (2008, 6 GP, 0-1=1, plus-4), (2007, 6 GP, 0-0=0, bronze medal)...World U-18 Championships (2006, 6 GP, 2-9=11, plus-6, gold medal).

### DID YOU KNOW?

*Jamie McBain appeared in his 300th career NHL game vs. Detroit on Feb. 24, 2015. He also scored a goal (1-0=1) for his 100th career NHL point (28-72=100) at Florida on Feb. 5, 2015.*





# 3 BRAYDEN MCNABB

**Position:** Defense

**Shoots:** Left

**Height:** 6-4

**Weight:** 216

**Age:** 24 (Turns 25 on Jan. 21, 2016)

**Birthplace:** Davidson, Saskatchewan  
(Jan. 21, 1991)

### ACQUIRED BY KINGS:

From BUF with Jonathan Parker, a second-round selection in the 2014 NHL Draft (Alex Lintuniemi) and a second-round selection in the 2015 NHL Draft (Erik Cernak) for Hudson Fasching and Nicolas Deslauriers on March 5, 2014.

**2014-15:** Selected as the Kings Best Newcomer (Mark Bavis Memorial Award)... Set career-highs in games played (71), goals (2), assists (22) and points (24)...Played in his 100th NHL game, March 16 vs. ARI...Led team defensemen and ranked third among all players with a plus-11 rating...Scored his career-high second goal of the season, April 11 vs. SJS...Registered a career-long three game point/assist streak (0-3=3), Nov. 22-26... Tallied four multi-assist games, tying his career-high for assists in a game (two, six times in his career)...Scored his first goal as a King (first since Dec. 26, 2011 w/BUF), Feb. 27 at ANA.

**2013-14:** Started the season in Rochester, recording 29 points (7-22=29) in 38 games...Appeared in 12 games with BUF, going scoreless...Acquired by the Kings on March 5 and reported to Manchester...Tallied seven points (3-4=7) in 14 games with the Monarchs...PLAYOFFS: Appeared in all four postseason games with Manchester.

**2012-13:** Completed his second season in Rochester earning career-highs in all offensive categories, including goals, assists, points

and penalty minutes while appearing in 62 games...Rankings among Rochester defensemen were the following: first in points (fifth among all skaters), first in assists (seventh in the AHL)...Skated in his 100th AHL game on March 9 at Binghamton...Registered an assist in the 2013 AHL All-Star Game, guiding the Western Conference All-Stars to a 7-6 win at the 2013 AHL All-Star Classic in Providence, R.I....Won the Hardest Shot event with a blast of 101.8 MPH at the 2013 AHL All-Star Skills Competition.

### McNABB -vs- NHL

	GP	G	A	PTS	PIM		GP	G	A	PTS	PIM
ANA	5	1	1	2	0	MTL	3	0	1	1	0
ARI	4	0	2	2	2	NSH	3	0	1	1	2
BOS	3	0	3	3	0	NJD	3	0	2	2	0
BUF	2	0	0	0	7	NYI	2	0	0	0	4
CGY	5	0	2	2	2	NYR	1	0	0	0	0
CAR	3	0	0	0	5	OTT	6	0	1	1	4
CHI	2	0	1	1	7	PHI	6	0	0	0	4
COL	4	0	2	2	0	PIT	2	0	0	0	2
CBJ	3	0	3	3	0	SJS	5	1	0	1	2
DAL	3	0	1	1	4	STL	3	0	0	0	0
DET	4	0	0	0	0	TBL	1	0	1	1	0
EDM	6	0	2	2	7	TOR	9	0	2	2	9
FLA	4	0	2	2	2	VAN	4	0	1	1	2
LAK	—	—	—	—	—	WSH	6	1	0	1	4
MIN	2	0	1	1	0	WPG	4	0	0	0	4

### CAREER HIGHLIGHTS

<b>FIRST NHL GAME:</b>	Nov. 26, 2011 vs. Washington (with Buffalo)
<b>FIRST NHL GOAL:</b>	Dec. 26, 2011 vs. Washington (with Buffalo)
<b>FIRST NHL ASSIST:</b>	Dec. 31, 2011 vs. Ottawa (with Buffalo)
<b>MOST POINTS, GAME:</b>	2, 6x's (Last: March 10, 2015 at Colorado)
<b>MOST GOALS, GAME:</b>	1, 3x's (Last: April 11, 2015 vs. San Jose)
<b>MOST ASSISTS, GAME:</b>	2, 6x's (Last: March 10, 2015 at Colorado)
<b>HIGHEST PLUS/MINUS:</b>	+2, 8x's (Last: April 11, 2015 vs. San Jose)
<b>HIGHEST TIME ON ICE:</b>	25:19, April 7, 2012 at Boston (with Buffalo)
<b>MOST SHOTS:</b>	3, 7x's (Last: April 6, 2015 at Vancouver)
<b>LONGEST POINT STREAK:</b>	3, Nov. 22 to Nov. 26, 2014: 0-3=3
<b>LONGEST GOAL STREAK:</b>	None
<b>LONGEST ASSIST STREAK:</b>	3, Nov. 22 to Nov. 26, 2014: 3a
<b>CAREER POWER-PLAY GOALS:</b>	1, Dec. 26, 2011 vs. Washington (with Buffalo)
<b>CAREER SHORT-HANDED GOALS:</b>	None
<b>CAREER GAME-WINNING GOALS:</b>	1, April 11 vs. San Jose
<b>CAREER PENALTY SHOTS:</b>	None
<b>CAREER OVERTIME GOALS:</b>	None
<b>CAREER SHOOTOUT GOALS/ATTEMPTS:</b>	None
<b>CAREER PLUS-MINUS:</b>	+11

**2011-12:** Earned eight points (1-7=8) in 25 games with BUF...Made his NHL debut Nov. 26 vs. WSH...First career multi-point game (0-2=2) on Jan. 3 vs. EDM...Scored first career NHL goal on Dec. 26 vs. WSH...Completed his first AHL season collecting 30 points (5-25=30) in 45 games with Rochester to finish second among team defensemen in scoring... Led team defensemen with a plus-15 rating... Had a four-game point streak (2-3=5) from Feb. 25 to March 4...Had three consecutive multi-point games (0-7=7) from Feb. 4-10... Named to the 2012 AHL All-Star Classic in Atlantic City, NJ, serving as Rochester's lone representative...Made his professional debut on Oct. 8 at Hamilton.

**2010-11:** Rankings among WHL defensemen were the following: tied for third in goals, tied for second in assists and ranked third in

points...Named to WHL East First All-Star Team for second consecutive year... Tied for second among all WHL skaters in postseason scoring with 27 points (3-24=27), including a 12-game point streak (April 3-May 10) that included 21 points (2-19=21)...Led all CHL (Canadian Hockey League) defensemen in postseason scoring with 27 points...Had more assists (24) than any other CHL defenseman had points.

**2009-10:** Ranked in the top-10 among WHL defensemen with 17 goals (T-fifth), 41 assists (eighth) and 57 points (sixth)...Named to WHL East First All-Star Team.

**LAST AMATEUR CLUB:** Kootenay, WHL.

**TRANSACTIONS:** Selected by BUF in the third round (66th overall) in the 2009 NHL Entry Draft.

### CAREER STATISTICS

SEASON	TEAM	LEAGUE	REGULAR SEASON					PLAYOFFS				
			GP	G	A	PTS	PIM	GP	G	A	PTS	PIM
2011-12	Rochester Americans	AHL	45	5	25	30	31	3	0	1	1	0
2011-12	Buffalo Sabres	NHL	25	1	7	8	15	—	—	—	—	—
2012-13	Rochester Americans	AHL	62	5	31	36	50	—	—	—	—	—
2013-14	Rochester Americans	AHL	38	7	22	29	45	—	—	—	—	—
2013-14	Buffalo Sabres	NHL	12	0	0	0	6	—	—	—	—	—
2013-14	Manchester Monarchs	AHL	14	3	4	7	18	4	0	1	1	2
2014-15	Los Angeles Kings	NHL	71	2	22	24	52	—	—	—	—	—
<b>NHL Totals</b>			<b>108</b>	<b>3</b>	<b>29</b>	<b>32</b>	<b>73</b>	—	—	—	—	—
<b>KINGS Totals</b>			<b>71</b>	<b>2</b>	<b>22</b>	<b>24</b>	<b>52</b>	—	—	—	—	—



# 6

## JAKE MUZZIN

**Position:** Defense

**Shoots:** Left

**Height:** 6-3

**Weight:** 216

**Age:** 26 (Turns 27 on Feb. 21, 2016)

**Birthplace:** Woodstock, Ontario  
(Feb. 21, 1989)

### ACQUIRED BY KINGS:

Signed by the Kings as an unrestricted free agent on Jan. 4, 2010.

**2014-15:** Set career-highs in goals (10), assists (31), points (41) and game-winning goals (three)...Tied his career-high in games played (76, also 2013-14)...Finished the season tied for 10th among league defensemen in game-winning goals...Led team defensemen in goals...Registered his career-high fourth PPG, April 7 at EDM...Tallied his first career short-handed point (assist) and played in his 200th NHL game, March 26 at NYI...Scored his career-tying third PPG, Dec. 30 at EDM...Registered a regular-season career-high 28:55 TOI, Dec. 22 vs. CGY...Tallied a career-high three assists (0-3=3) and tied his career-high in points (also, March 5, 2013; 2-1=3), Dec. 11 at OTT...Had a career-long four-game point/assist streak (0-5=5), Nov. 15-22...Recorded back-to-back multi-point games for the first time in his career, Nov. 8-12 (1-3=4)...Missed the first six games of the season due to an upper-body injury, Oct. 8-19.

**2013-14:** Rankings among Kings defensemen were the following: third in points, third in goals, third in assists, third in hits and tied for second in penalty minutes...Set career highs in games played, assists and points...Played 100th career game Jan. 18 at DET...PLAYOFFS: Rankings among NHL defensemen were the following: first in goals, fifth in points and second in PPG (three)...Career-high two points in Game 4 of the Western Conference Final May 26 vs. CHI...Scored his first career postseason GWG in Game 2 of the Western Conference Final May 21 at CHI...Points (four) in a postseason career-long three straight games May 21-26 (2-2=4)...Goals (two) in a playoff career-long two straight games (2-0=2).

**2012-13:** Rankings among NHL rookie defensemen were the following: second in goals, tied for fifth in assists, tied for third in points, first in plus-minus (plus-16, second overall among rookies), tied for third in PPG (three), tied for third in GWG (one), fifth in shots (77) and fifth in hits (70)...Selected as the Kings Best Newcomer (Mark Bavis Memorial Award)...Named NHL's Rookie of the Month for March...Two assists March 11 vs. CGY...Career high three points (2-1=3) March 5 vs. STL...Scored first career NHL goal (14th career game), earned an assist and was a plus-4 Jan. 26 at PHX...PLAYOFFS: Among NHL rookie defensemen he ranked: tied for third in points and tied for first in assists.

**2011-12:** Rankings among Manchester defensemen were the following: second in points, second in goals,

### MUZZIN -vs- NHL

	GP	G	A	PTS	PIM		GP	G	A	PTS	PIM
ANA	14	1	6	7	4	MTL	4	3	2	5	4
ARI	13	2	3	5	18	NSH	8	0	4	4	2
BOS	4	0	1	1	2	NJD	5	0	2	2	4
BUF	4	0	1	1	4	NYI	5	0	3	3	2
CGY	14	1	7	8	2	NYR	4	2	0	2	0
CAR	4	0	1	1	0	OTT	3	0	5	5	2
CHI	8	2	1	3	2	PHI	4	0	0	0	0
COL	9	1	1	2	4	PIT	4	0	0	0	2
CBJ	8	1	0	1	4	SJS	13	2	3	5	23
DAL	13	0	3	3	4	STL	7	4	1	5	4
DET	6	0	1	1	4	TBL	3	0	1	1	4
EDM	11	2	2	4	4	TOR	4	0	0	0	4
FLA	3	0	1	1	0	VAN	15	1	4	5	8
LAK	—	—	—	—	—	WSH	4	0	2	2	0
MIN	8	0	1	1	2	WPG	6	0	4	4	2

### CAREER HIGHLIGHTS

<b>FIRST NHL GAME:</b>	Oct. 9, 2010 at Vancouver
<b>FIRST NHL GOAL:</b>	Jan. 26, 2013 at Phoenix
<b>FIRST NHL ASSIST:</b>	Oct. 15, 2010 vs. Vancouver
<b>MOST POINTS, GAME:</b>	3, 2x's (Last: Dec. 11, 2014 at Ottawa)
<b>MOST GOALS, GAME:</b>	2, March 5, 2013 vs. St. Louis
<b>MOST ASSISTS, GAME:</b>	3, Dec. 11, 2014 at Ottawa
<b>HIGHEST PLUS/MINUS:</b>	+4, Jan. 26, 2013 at Phoenix
<b>HIGHEST TIME ON ICE:</b>	28:55, Dec. 22, 2014 vs. Calgary
<b>MOST SHOTS:</b>	7, 2x's (Last: March 9, 2014 at Edmonton)
<b>LONGEST POINT STREAK:</b>	4, Nov. 15 to Nov. 22, 2014: (0-5=5)
<b>LONGEST GOAL STREAK:</b>	None
<b>LONGEST ASSIST STREAK:</b>	4, Nov. 15 to Nov. 22, 2014: 5a
<b>CAREER POWER-PLAY GOALS:</b>	8, Last: April 7, 2015 at Edmonton
<b>CAREER SHORT-HANDED GOALS:</b>	None
<b>CAREER GAME-WINNING GOALS:</b>	4, Last: Jan. 28, 2015 vs. Chicago
<b>CAREER PENALTY SHOTS:</b>	None
<b>CAREER OVERTIME GOALS:</b>	None
<b>CAREER SHOOTOUT GOALS/ATTEMPTS:</b>	None
<b>CAREER PLUS-MINUS:</b>	+18

second in assists, tied for first in PPG (four), first in shots (156, second overall on club)...Recorded six multi-point games.

**2010-11:** Had three stints with the Kings during the season (made Opening Day roster)...First career NHL point (assist) Oct. 15 vs. VAN (fourth NHL game)...Made NHL debut Oct. 9 at VAN...Ranked second on Manchester in plus-minus (plus-20)...Second among Manchester defensemen (tied for first among rookies) in playoff points...Tied for second on Manchester in playoff goals (first among defensemen).

**2009-10:** Sault Ste. Marie's (OHL) team captain...Named OHL's Defenseman of the Year (Max Kaminsky Trophy), OHL First-Team All-Star and played in OHL All-Star Classic (served as an alternate captain)...Second in voting for OHL's Top Overage Player...Among Western Conference Coaches Poll he ranked first in Hardest Shot, first in Best Defensive Defenseman, tied for first in Best Bodychecker and second in Offensive Defenseman...Among OHL defensemen he ranked: tied for second in points, second in assists, fourth in goals...Tied for second

overall in OHL in PPA (31)...Led Sault Ste. Marie in points and assists, tied for first among club defensemen in PPG (nine)...Assigned to Manchester and made pro debut April 2 vs. Bridgeport...Helped Monarchs advance to AHL's Eastern Conference Finals.

**2008-09:** Second among Sault Ste. Marie defensemen in goals, assists and points...Tied for first among club defensemen in PPG (four)...Played in OHL All-Star Classic.

**2007-08:** Helped Sault Ste. Marie advance to OHL's Western Conference Finals.

**2006-07:** Missed first half of season with Sault Ste. Marie due to back injury...Helped Sault Ste. Marie advance to OHL's Western Conference Semifinals.

**2005-06:** Missed first season with Sault Ste. Marie with back injury.

**LAST AMATEUR CLUB:** Sault Ste. Marie, OHL.

**TRANSACTIONS:** Selected by PIT in the fifth round (141st overall) in the 2007 NHL Entry Draft.

### CAREER STATISTICS

SEASON	TEAM	LEAGUE	REGULAR SEASON					PLAYOFFS				
			GP	G	A	PTS	PIM	GP	G	A	PTS	PIM
2009-10	Manchester Monarchs	AHL	1	0	1	1	0	13	1	3	4	6
2010-11	Los Angeles Kings	NHL	11	0	1	1	0	—	—	—	—	—
2010-11	Manchester Monarchs	AHL	45	3	15	18	39	7	3	1	4	2
2011-12	Manchester Monarchs	AHL	71	7	24	31	40	3	0	1	1	2
2012-13	Manchester Monarchs	AHL	29	2	9	11	24	—	—	—	—	—
2012-13	Los Angeles Kings	NHL	45	7	9	16	35	17	0	3	3	6
2013-14	Los Angeles Kings	NHL	76	5	19	24	58	26	6	6	12	8
2014-15	Los Angeles Kings	NHL	76	10	31	41	22	—	—	—	—	—
NHL/KINGS Totals			208	22	60	82	115	43	6	9	15	14



# 71

## JORDAN NOLAN

**Position:** Center

**Shoots:** Left

**Height:** 6-3

**Weight:** 219

**Age:** 26 (Turns 27 on June 23, 2016)

**Birthplace:** Garden River, First Nation, Ontario  
(June 23, 1989)

### ACQUIRED BY KINGS:

Selected by the Kings in the seventh round (186th overall) in the 2009 NHL Entry Draft.

**2014-15:** Tied his career-high in goals (six)... Scored his career-tying sixth goal of the season (1-0=1), April 9 vs. CGY...Scored a goal (1-0=1), April 2 vs. EDM...Had an assist (0-1=1), March 16 vs. ARI...Had an assist (0-1=1), March 10 at COL...Had an assist (0-1=1), March 3 at EDM...Scored a goal (1-0=1), Feb. 16 vs. TBL...Scored his third career game-winning goal (1-0=1; first of the season)...Registered a goal (1-0=1), Jan. 31 at BOS...Scored his first goal of the season (1-0=1), Nov. 29 vs. CHI.

**2013-14:** Played in 100th career game Dec. 21 vs. COL...First career multi-point game (1-1=2) Oct. 13 at FLA...Set career-highs in games played, goals and points... Points (four) in a five game span, Dec.10 to Dec. 17.

**2012-13:** Assist April 18 vs. CBJ... Assist March 9 vs. CGY...Goal March 2 at VAN...Assist Feb. 19 at EDM... Assist Jan. 22 at COL...Goal Jan. 19 vs. CHI.

**2011-12:** Assist March 17 vs. NSH... Earned first career NHL assist March 6 at NSH...Goal Feb. 28 at MIN... Scored first career NHL goal (was the GWG) Feb. 12 at DAL (second career NHL game)...Made NHL debut Feb. 11 at NYI...Recalled from Manchester Feb. 10...On

Manchester (at time of recall) he ranked second in penalty minutes (tied for 11th in AHL) and led club with two SHG...PLAYOFFS: Scored first career playoff goal May 6 vs. STL.

**2010-11:** Third among Manchester rookies in goals, points and assists...Third on club in penalty minutes.

**2009-10:** Third on Sault Ste. Marie (OHL) in goals, second in PPG (11)...Recorded three five-game point streaks...Five points (1-4=5) Feb. 20 vs. Niagara...Goals (six) in four straight games, Dec. 5-11...Made pro debut with

### NOLAN -vs- NHL

	GP	G	A	PTS	PIM		GP	G	A	PTS	PIM
ANA	15	0	0	0	12	MTL	3	1	0	1	9
ARI	13	1	1	2	10	NSH	9	0	2	2	4
BOS	4	1	0	1	7	NJD	3	0	0	0	9
BUF	4	0	0	0	0	NYI	5	0	0	0	7
CGY	11	2	1	3	8	NYR	2	0	0	0	0
CAR	1	0	0	0	0	OTT	3	0	0	0	0
CHI	10	2	1	3	15	PHI	3	0	0	0	4
COL	9	0	2	2	10	PIT	4	0	0	0	2
CBJ	8	0	1	1	0	SJS	13	1	0	1	2
DAL	8	1	0	1	6	STL	8	0	1	1	5
DET	7	0	0	0	2	TBL	3	1	0	1	2
EDM	13	2	2	4	19	TOR	3	0	1	1	5
FLA	2	1	1	2	0	VAN	13	2	0	2	17
LAK	—	—	—	—	—	WSH	2	0	0	0	0
MIN	10	1	0	1	16	WPG	5	0	0	0	11

### CAREER HIGHLIGHTS

<b>FIRST NHL GAME:</b>	Feb. 11, 2012 at NY Islanders
<b>FIRST NHL GOAL:</b>	Feb. 12, 2012 at Dallas
<b>FIRST NHL ASSIST:</b>	March 6, 2012 at Nashville
<b>MOST POINTS, GAME:</b>	2, Oct. 13, 2013 at Florida
<b>MOST GOALS, GAME:</b>	1, 16x's (Last: April 9, 2015 at Calgary)
<b>MOST ASSISTS, GAME:</b>	1, 13x's (Last: March 16, 2015 vs. Arizona)
<b>HIGHEST PLUS/MINUS:</b>	+2, Jan. 19, 2013 vs. Chicago
<b>HIGHEST TIME ON ICE:</b>	15:39, Feb. 27, 2015 at Calgary
<b>MOST SHOTS:</b>	4, Jan. 28, 2014 at Phoenix
<b>LONGEST POINT STREAK:</b>	2, 3x's (Last: Dec. 15 to Dec. 17, 2013: 1-1=2)
<b>LONGEST GOAL STREAK:</b>	None
<b>LONGEST ASSIST STREAK:</b>	None
<b>CAREER POWER-PLAY GOALS:</b>	None
<b>CAREER SHORT-HANDED GOALS:</b>	None
<b>CAREER GAME-WINNING GOALS:</b>	3, Last: Feb. 12, 2015 vs. Calgary
<b>CAREER PENALTY SHOTS:</b>	None
<b>CAREER OVERTIME GOALS:</b>	None
<b>CAREER SHOOTOUT GOALS/ATTEMPTS:</b>	None
<b>CAREER PLUS-MINUS:</b>	-10

Ontario (ECHL) April 1 at Las Vegas...Scored first pro goal April 3 at Las Vegas.

**2008-09:** Led Sault Ste. Marie in points, second in assists, tied for third in goals...Led club in penalty minutes (fourth in OHL)...One of 11 OHL players to have 40+ points and 100+ penalty minutes...Points (5-4=9) in seven straight games, Jan. 17-Feb. 1.

**2007-08:** Tied for first on Windsor (OHL) in SHG (two)...Had plus-9 rating.


**2006-07:** Fifth on Windsor in penalty minutes...Had four PPG...Points (3-2=5) in four straight games, Nov. 8-17.

**2005-06:** Began junior career with Erie (OHL).

**LAST AMATEUR CLUB:** Sault Ste. Marie, OHL.

### CAREER STATISTICS

SEASON	TEAM	LEAGUE	REGULAR SEASON					PLAYOFFS				
			GP	G	A	PTS	PIM	GP	G	A	PTS	PIM
2009-10	Ontario Reign	ECHL	3	1	1	2	4	—	—	—	—	—
2010-11	Manchester Monarchs	AHL	75	5	12	17	115	7	0	2	2	4
2011-12	Manchester Monarchs	AHL	40	9	13	22	119	0	0	0	0	0
2011-12	Los Angeles Kings	NHL	26	2	2	4	28	20	1	1	2	21
2012-13	Manchester Monarchs	AHL	21	2	4	6	21	—	—	—	—	—
2012-13	Los Angeles Kings	NHL	44	2	4	6	46	7	0	0	0	4
2013-14	Los Angeles Kings	NHL	64	6	4	10	54	3	0	0	0	2
2014-15	Los Angeles Kings	NHL	60	6	3	9	54	—	—	—	—	—
NHL/KINGS Totals			194	16	13	29	182	30	1	1	2	27



# 70 TANNER PEARSON

**Position:** Left Wing

**Shoots:** Left

**Height:** 6-1

**Weight:** 208

**Age:** 23 (Turns 24 on Aug. 10, 2016)

**Birthplace:** Kitchener, Ontario  
(Aug. 10, 1992)

## ACQUIRED BY KINGS:

Selected by the Kings in the first round (30th overall) in the 2012 NHL Draft.

**2014-15:** Missed the final 40 games of the season due to a lower-body injury...Set career-highs in goals (12), points (16), games played (42), and tied a career-high in assists (four)...Finished second on the team with a plus-14 rating...Recorded a career-high plus-3 rating Nov. 8 vs. VAN...Had a career-long three-game goal/point streak (4-2=6), Oct. 11-14...Registered his second multi-goal game of the season (2-0=2; tied his career-high in goals in a game) Oct. 26 vs. CBJ...Established career-highs in points and goals (2-1=3) Oct. 14 vs. EDM...Scored his first goal of the season (1-0=1) Oct. 11 at ARI.

**2013-14:** First career multi-point game (1-1=2) April 2 vs. PHX...Earned first career assist March 27 at PIT...Scored first career NHL goal Nov. 14 at NYI (first career regular season game)...PLAYOFFS: Ranked tied for second in the NHL in plus-minus (plus-10)...Rankings among NHL rookies were the following: third in points, tied for first in assists, tied for third in goals and first in plus-minus...Points (3-4=7) in six straight games, May 16-28...Six-game point streak ties the longest playoff point streak by a rookie in Kings history (Daryl Evans in 1982 and Warren Rychel in 1993)...First-

career multi-assist game in the playoffs (0-2=2) May 21 at CHI...First-career multi-point game in the postseason (1-1=2) April 30 at SJS...First career NHL playoff point (assist) April 26 at SJS.

**2012-13:** Made NHL debut in Game 3 of the Western Conference Semifinals May 18 at SJS...He became the third player in Kings history to make his Kings/NHL debut during the playoffs...Among AHL rookies he ranked: tied for seventh in points, tied for seventh in goals, tied for ninth in assists and tied for eighth in plus-minus (plus-17).

## PEARSON -vs- NHL

	GP	G	A	PTS	PIM		GP	G	A	PTS	PIM
ANA	3	0	0	0	2	MTL	2	0	0	0	0
ARI	5	3	1	4	2	NSH	2	0	0	0	0
BOS	1	1	0	1	0	NJD	2	0	0	0	0
BUF	2	0	0	0	2	NYI	2	1	0	1	0
CGY	4	0	1	1	0	NYR	2	1	0	1	0
CAR	3	1	0	1	2	OTT	1	1	0	1	0
CHI	1	0	0	0	0	PHI	3	0	0	0	0
COL	2	0	0	0	0	PIT	2	0	1	1	0
CBJ	2	2	0	2	0	SJS	3	0	0	0	0
DAL	3	1	0	1	4	STL	3	0	0	0	0
DET	1	0	0	0	0	TBL	1	0	0	0	0
EDM	2	2	1	3	2	TOR	1	0	0	0	0
FLA	2	0	0	0	2	VAN	4	0	2	2	0
LAK	—	—	—	—	—	WSH	2	0	0	0	4
MIN	3	1	0	1	2	WPG	3	1	2	3	0

## CAREER HIGHLIGHTS

<b>FIRST NHL GAME:</b>	Nov. 14, 2013 at NY Islanders
<b>FIRST NHL GOAL:</b>	Nov. 14, 2013 at NY Islanders
<b>FIRST NHL ASSIST:</b>	March 27, 2014 at Pittsburgh
<b>MOST POINTS, GAME:</b>	3, Oct. 14, 2014 vs. Edmonton
<b>MOST GOALS, GAME:</b>	2, 2x's (Last: Oct. 26, 2014 vs. Columbus)
<b>MOST ASSISTS, GAME:</b>	1, 8x's (Last: Jan. 1, 2015 at Vancouver)
<b>HIGHEST PLUS/MINUS:</b>	+3, Nov. 8, 2014 vs. Vancouver
<b>HIGHEST TIME ON ICE:</b>	17:11, Dec. 6, 2014 vs. Philadelphia
<b>MOST SHOTS:</b>	5, Nov. 22, 2014 at Dallas
<b>LONGEST POINT STREAK:</b>	3, Oct. 11 to Oct. 14, 2014: 4-2=6
<b>LONGEST GOAL STREAK:</b>	3, Oct. 11 to Oct. 14, 2014: 4g
<b>LONGEST ASSIST STREAK:</b>	2, 2x's (Last: Oct. 12 to Oct. 14, 2014: 2a)
<b>CAREER POWER-PLAY GOALS:</b>	2, Last: Oct. 14, 2014 vs. Edmonton
<b>CAREER SHORT-HANDED GOALS:</b>	None
<b>CAREER GAME-WINNING GOALS:</b>	4, Last: Dec. 2, 2014 vs. Boston
<b>CAREER PENALTY SHOTS:</b>	None
<b>CAREER OVERTIME GOALS:</b>	None
<b>CAREER SHOOTOUT GOALS/ATTEMPTS:</b>	None
<b>CAREER PLUS-MINUS:</b>	+16

**2011-12:** Led Barrie (OHL) in goals, assists and points...Tied for club lead in plus-minus (plus-21)...Ranked third in OHL in points, fifth in assists...Suffered season-ending leg injury in March...OHL Second-Team All-Star...Recorded two hat tricks, Sept. 23 at Brampton and Nov. 18 at Ottawa...Recorded a point in 49 of 60 games (season-high six points 3-3=6 Nov. 18 at Ottawa)...Points (15-21=36) in 17 straight games, Oct. 29 to Dec. 9.

**2010-11:** Sixth on Barrie in points, fifth in assists.

**LAST AMATEUR CLUB:** Barrie, OHL.

**INTERNATIONAL PLAY:** Played for Team Canada at the following tournaments: World Junior Championships (2012, 6 GP, 1-5=6, bronze medal)...Other (2011 Super Series).

## CAREER STATISTICS

SEASON	TEAM	LEAGUE	REGULAR SEASON					PLAYOFFS				
			GP	G	A	PTS	PIM	GP	G	A	PTS	PIM
2012-13	Manchester Monarchs	AHL	64	19	28	47	14	4	0	1	1	4
2012-13	Los Angeles Kings	NHL	—	—	—	—	—	1	0	0	0	0
2013-14	Manchester Monarchs	AHL	41	17	15	32	18	—	—	—	—	—
2013-14	Los Angeles Kings	NHL	25	3	4	7	8	24	4	8	12	8
2014-15	Los Angeles Kings	NHL	42	12	4	16	14	—	—	—	—	—
NHL/KINGS Totals			67	15	8	23	22	25	4	8	12	8



32

JONATHAN  
QUICK

**Position:** Goal

**Catches:** Left

**Height:** 6-1

**Weight:** 218

**Age:** 29 (Turns 30 on Jan. 21, 2016)

**Birthplace:** Milford, Conn. (Jan. 21, 1986)

#### ACQUIRED BY KINGS:

Selected by the Kings in the third round (72nd overall) in the 2005 NHL Entry Draft.

#### FRANCHISE RECORDS SET BY QUICK

**ALL-TIME RECORDS (min. 50 games):** Games Played (407)...Wins (212)...GAA (2.27)...Save Percentage (.915)...Shutouts (37)...Time on Ice (23,806:15)...Win Streak (nine, Jan. 21-Feb. 6, 2010)...Shutout Streak (three, Oct. 18-22, 2011)...Scoreless Streak (202:11 third period Oct. 15, 2011 through first period Oct. 27, 2011)...Assists (9).

**SINGLE-SEASON RECORDS:** Games Played (72 in 2009-10 and 2014-15)...Wins (39 in 2009-10)...GAA (1.95 in 2011-12)...Save Percentage (.929 in 2011-12)...Minutes Played (4,258 in 2009-10)...Shutouts (10 in 2011-12)...Home Shutouts (seven in 2011-12)...Road Shutouts (four in 2008-09 and 2010-11)...Rookie GAA (2.48 in 2008-09 – tied with Jonathan Bernier in 2010-11)...Rookie Shutouts (four in 2008-09 – tied with Martin Jones in 2013-14 and Jamie Storr in 1998-99, Mario Lessard in 1978-79 and Gerry Desjardins in 1968-69)...Shootout Wins (10 in 2010-11)...Shootout Win Percentage (1.000 in 2010-11: 10-0).

**OTHER KINGS GOALTENDING RECORDS:** First with 30 wins three straight seasons (2009-10, 2010-11, 2011-12)...First with three road

shutouts in one month (Dec. 2010)...Most saves in a shutout (51, Dec. 13, 2010 at DET, 5-0 W)...Fastest to 20 wins in one season (36th team game in 2009-10)...Fastest to 30 wins in one season (54th team game in 2009-10)...Fastest to 100 wins (185th career game)...first goalie to 400 GP...first goalie to 200 wins.

**ALL-TIME PLAYOFF RECORDS:** Games Played (76)...Wins (45)...GAA (2.22)...Save Percentage (.923)...Shutouts (nine)...Win Streak (eight, April 22-May 17, 2012)...Home Win Streak – cumulative (nine, June 11, 2012 – June 4, 2013)...Road Win Streak – cumulative

#### QUICK –vs– NHL

GP	W	L	OT	SO	GAA	GP	W	L	OT	SO	GAA
ANA 29	14	7	6	1	2.47	MTL 4	2	2	0	0	2.71
ARI 33	16	13	4	6	2.50	NSH 12	2	7	2	0	2.93
BOS 11	7	4	0	2	2.04	NJD 7	4	2	1	0	2.08
BUF 7	4	1	0	2	1.41	NYI 8	5	1	2	1	1.59
CGY 21	10	7	4	2	1.82	NYR 5	3	2	0	0	2.39
CAR 4	3	1	0	0	1.72	OTT 7	5	2	0	1	2.01
CHI 22	7	14	1	2	2.84	PHI 9	4	3	1	1	1.88
COL 18	12	4	1	2	2.32	PIT 6	1	2	3	0	2.54
CBJ 18	13	5	0	2	2.00	SJS 26	14	6	5	3	2.39
DAL 25	16	7	2	2	2.44	STL 18	8	9	1	3	2.34
DET 21	7	13	1	2	2.96	TBL 7	5	1	0	1	1.45
EDM 20	14	1	5	1	1.56	TOR 5	2	2	1	0	2.74
FLA 7	5	2	0	1	1.93	VAN 26	12	12	2	2	1.72
LAK —	—	—	—	—	—	WSH 6	5	1	0	0	2.44
MIN 17	9	5	3	0	2.46	WPG 8	3	3	1	0	3.55

#### CAREER HIGHLIGHTS

<b>FIRST NHL GAME:</b>	Dec. 6, 2007 vs. Buffalo
<b>FIRST NHL WIN:</b>	Dec. 6, 2007 vs. Buffalo
<b>FIRST NHL SHUTOUT:</b>	Dec. 23, 2008 at Columbus (3-0 win)
<b>MOST SHOTS, GAME:</b>	51, Dec. 13, 2010 at Detroit
<b>MOST SAVED, GAME:</b>	51, Dec. 13, 2010 at Detroit
<b>LONGEST WINNING STREAK:</b>	9, Jan. 21 to Feb. 6, 2010
<b>CAREER SHUTOUTS:</b>	37, Last: March 16, 2015 vs. Arizona (1-0 win)
<b>CAREER PENALTY SHOTS:</b>	3/4, Last: Jan. 16, 2014 at St. Louis (vs. Oshie) – Goal
<b>CAREER SHOOTOUT RECORD:</b>	38-29*
<b>CAREER SHOOTOUT SAVE PCT:</b>	.691 (161/233)
<b>CAREER ASSISTS:</b>	9, Last: Dec. 11, 2014 at Ottawa
<b>CAREER PENALTY MINUTES:</b>	30, Last: March 21, 2015 vs. Vancouver

\*Tied for fourth among active goalies in shootout wins

(12, April 16, 2011 – June 2, 2012 – NHL record)...Set NHL playoff record June, 6, 2012 by playing in 34 straight games without allowing more than three goals.

#### ALL-TIME PLAYOFF SINGLE-SEASON RECORDS:

Games Played (26 in 2014)...Wins (16 in 2012 and 2014)...GAA (1.41 in 2012)...Save Percentage (.946 in 2012 – tied NHL record for goalies with at least 10 GP)...Shutouts (three in 2012 and 2013)...Home Wins (eight in 2013 and 2014)...Road Wins (10 in 2012 – tied NHL record)...Home Win Streak – one year (eight, May 4-June 4, 2013)...Road Win Streak – one year (10, April 11-June 2, 2012 – NHL record).

#### OTHER KINGS PLAYOFF GOALTENDING RECORDS:

Most shots faced, regulation game (52, April 23, 2011 at SJS, 3-1 W)...Most saves, regulation game (51, April 23, 2011 at SJS, 3-1 W)...Most shots faced, one period (23, 2x's, April 13, 2012 at VAN, 4-2 W and April 22, 2014 vs. SJS, 4-3 OTL)...Most saves, one period (22, 2x's, April 13, 2012 at VAN, 4-2 W and April 22, 2014 vs. SJS, 4-3 OTL).

**NHL AWARDS/ACCOMPLISHMENTS:** William M. Jennings Trophy in 2014...Conn Smythe Trophy in 2012...NHL Second-Team All-Star in 2012...NHL All-Star in 2012...Vezina Trophy Finalist in 2012...NHL Star Of The Week (Eight Times: No. 1 three times, No. 2 two times, No. 3 three times).

#### CAREER STATISTICS

REGULAR SEASON												
SEASON	TEAM	LEAGUE	GP	MIN	GA	SO	GAA	W	L	OTL	SVS	PCT
2007-08	Reading Royals	ECHL	38	2,257	105	1	2.79	23	11	3	1,005	.905
2007-08	Manchester Monarchs	AHL	19	1,085	42	3	2.32	11	8	0	494	.922
2007-08	Los Angeles Kings	NHL	3	141	9	0	3.84	1	2	0	53	.855
2008-09	Manchester Monarchs	AHL	14	827	37	0	2.68	6	5	2	421	.919
2008-09	Los Angeles Kings	NHL	44	2,495	103	4	2.48	21	18	2	1,097	.914
2009-10	Los Angeles Kings	NHL	72	4,258	180	4	2.54	39	24	7	1,747	.907
2010-11	Los Angeles Kings	NHL	61	3,591	134	6	2.24	35	22	3	1,497	.918
2011-12	Los Angeles Kings	NHL	69	4,099	133	10	1.95	35	21	13	1,730	.929
2012-13	Los Angeles Kings	NHL	37	2,134	87	1	2.45	18	13	4	802	.902
2013-14	Los Angeles Kings	NHL	49	2,904	100	6	2.07	27	17	4	1,083	.915
2014-15	Los Angeles Kings	NHL	72	4,184	156	6	2.24	36	22	13	1,740	.918
NHL/KINGS Totals			407	23,806	902	37	2.27	212	139	46	9,749	.915
PLAYOFFS												
SEASON	TEAM	LEAGUE	GP	MIN	GA	SO	GAA	W	L	SVS	PCT	
2007-08	Manchester Monarchs	AHL	1	59	1	0	1.02	0	1	38	.974	
2009-10	Los Angeles Kings	NHL	6	360	21	0	3.50	2	4	160	.884	
2010-11	Los Angeles Kings	NHL	6	380	20	1	3.16	2	4	209	.913	
2011-12	Los Angeles Kings	NHL	20	1,238	29	3	1.41	16	4	509	.946	
2012-13	Los Angeles Kings	NHL	18	1,099	34	3	1.86	9	9	484	.934	
2013-14	Los Angeles Kings	NHL	26	1,605	69	2	2.58	16	10	705	.911	
NHL/KINGS Totals			76	4,683	173	9	2.22	45	31	2,067	.923	

**KINGS AWARDS/ACCOMPLISHMENTS:** Kings Most Popular Player Award in 2014-15...Kings Community Service Award in 2013-14...Kings MVP (Bill Libby Memorial Award) in 2011-12...Kings Best Defensive Player in 2011-12...Kings Most Inspirational Player (Ace Bailey Memorial Award) in 2011-12...Most Popular Player in 2011-12...Kings Community Service Award in 2012-13.

#### YEAR-BY-YEAR

**2014-15:** Recipient of Kings Most Popular Player Award...Passed Rogie Vachon in both shutouts (32) and games played (389)...Appeared in his 400th NHL game March 26 at NYI...Won his 30th game of the season and earned his sixth shutout of the season (fourth time he has reached the 30-win plateau) March 16 vs. ARI...Started a career-high 16 straight games, Jan. 14-Feb. 26...Had an eight-game winning streak, Feb. 7-24...Won his 200th NHL game Feb. 21 at SJS; first Kings goalie to reach 200 wins (seventh American goaltender to do so)...Stopped over 40 shots for the sixth time in 2014-15 Feb. 18 at COL (11th time in his career; 8-0-3 in those games)...Recorded his 35th career shutout Feb. 24 vs. DET...Won his 20th game Feb. 12 vs. CGY; sixth time in his career he has reached that plateau...Tallied his ninth career assist Dec. 11 at OTT (surpassed Hradek for most assists all-time among Kings goaltenders)...Tallied his 34th career shutout Dec. 2 vs. BOS... Had a five-game winning streak, Oct. 14-26 (0.79 GAA and .976 SV% with two shutouts during that time)...Registered his 33rd career shutout, surpassing Rogie Vachon for first on the Kings all-time shutout list, Oct. 23 vs. BUF...Stopped 40-or-more shots in consecutive games for the first time in his career, Oct. 16 vs. STL and Oct. 19 vs. MIN.

**2013-14:** Had a 1.86 GAA, .923 SV% and five shutouts in 30-game span, Jan. 4-April 2, went 17-11-2...Won five straight games, March 20-29 - 1.74 GAA, .931 SV%...Surpassed Rogie Vachon as the winningest goaltender (172 wins) in Kings history March 22 vs. FLA (327th career game)...Won six straight games, Feb. 6-March 9 - 0.99 GAA, .957 SV%...Named NHL 2nd Star Of The Week Jan 20...26th career shutout and 300th career game Nov. 7 vs. BUF (19 saves, 2-0 win)...PLAYOFFS: Among NHL goaltenders he ranked: first in wins, first in saves, first in games played, tied for first in shutouts, sixth in SV% and seventh in GAA.

**2012-13:** 4-0-1 in five-game span, April 11-21, 2013 - 1.72 GAA and .931 SV%...25th career

shutout March 18, 2013 vs. PHX (stopped 27 shots in 4-0 win)...PLAYOFFS: Among NHL goaltenders he ranked: third in wins, second in GAA, second in SV% and tied for first in shutouts.

**2011-12:** Among NHL goaltenders he ranked: fourth in appearances, tied for fifth in wins, second in GAA, tied for fifth in SV% and first in shutouts...Allowed two-or-fewer goals 46 times (31-8-7)...Allowed one goal or shut out opposition 27 times (18-5-4)...Earned 100th win Oct. 20, 2011 at PHX...PLAYOFFS: Among NHL goaltenders he ranked: first in wins, first in GAA (ranked third-best in NHL history among goalies with at least 10 games played), first in SV% (tied for the best in NHL history among goalies with at least 10 games played) and tied for first in shutouts.

**2010-11:** Among NHL goaltenders he ranked: tied for ninth in wins, sixth in GAA, tied for sixth in shutouts, first in shootout wins (10) and fourth in shootout SV% among goalies with 20+ shots faced (.818)...9-1-1 Jan. 22-Feb. 26...11-2-0, 1.82 GAA and .935 SV% in first 13 games of season, Oct. 8-Nov. 20 - best record for Kings goalie after 13 decisions...Seven-game win streak Oct. 23-Nov. 13...PLAYOFFS: First career playoff shutout April 16 at SJS.

**2009-10:** Among NHL goaltenders he ranked: sixth in wins, fourth in appearances, 10th in saves and tied for first in shootout wins (eight)...Played in 100th NHL game Feb. 6, 2010 vs. DET...PLAYOFFS: First career playoff win April 17, 2010 at VAN (in OT).

**2008-09:** Among NHL rookie goaltenders he ranked: third in wins, GAA, SV%, shutouts, appearances and saves...21 wins third most by Kings rookie goaltender...First career shutout (sixth career NHL game and fourth career NHL start) Dec. 23 at CBJ (24 saves, 3-0 win)...The shutout was the 150th in franchise history and came on 41st anniversary of first-ever Kings shutout.

**2007-08:** Won NHL debut Dec. 6 vs. BUF... Became second goaltender in ECHL history to record first win, first shutout and score a goal in same game Oct. 24 at Pensacola (3-0 win).


**LAST AMATEUR CLUB:** University of Massachusetts-Amherst, NCAA.

**INTERNATIONAL PLAY:** Played for Team USA at the following tournament: Olympics (2014, 5 GP, 2-2-0, .923 SV%, 2.17 GAA) (2010, DNP, silver medal).



#### DID YOU KNOW?

*Jonathan Quick was the recipient of Kings Most Popular Player Award at the conclusion of the 2014-15 season – a season in which he surpassed Kings Hall of Famer Rogie Vachon in both career shutouts (32) and career games played (389). Quick, who appeared in his 400th NHL game on March 26, 2015 (at the New York Islanders), opens the new campaign with 407 career appearances and 37 career shutouts.*



# 55

## JEFF SCHULTZ

**Position:** Defense  
**Shoots:** Left  
**Height:** 6-6  
**Weight:** 217  
**Age:** 29 (Turns 30 on Feb. 25, 2016)  
**Birthplace:** Calgary, Alberta (Feb. 25, 1986)

**ACQUIRED BY KINGS:**  
 Signed by the Kings as an unrestricted free agent on July 5, 2013.

**2014-15:** Tallied his first point as a King (0-1=1) Jan. 17 vs. ANA...Appeared in his 400th NHL game and first regular-season game as a King Dec. 29 at CGY...Tallied 16 points (3-13=16) in 52 games with Manchester...In 14 postseason games, registered three points (0-3=3) to help lead Manchester to the Calder Cup Championship.

**2013-14:** Ranked ninth on Manchester with 67 games played and ranked sixth among team defensemen in points...PLAYOFFS: Appeared in his first postseason game as a King May 5 at ANA (one of four Kings all-time to make club debut in the postseason).

**2012-13:** Assist Feb. 23 vs. NJD... Assist Feb. 14 at TBL...Assist Feb. 9 vs. FLA...Played a season-high 21:00 Feb. 7 at PIT.

**2011-12:** Goal Feb. 13 vs. SJS... Assist Nov. 5 at NYI...Assist Nov. 21 vs. PHX...Assist and plus-2 rating Nov. 1 vs. ANA...Assist Oct. 20 at PHI...Played a season-high 21:46 Oct. 13 at PIT...Assist Oct. 10 vs. TBL.

**2010-11:** Second on WSH in blocked shots (138)...Played a career-high 26:35 March 31 vs. CBJ...Scored first career GWG March 18 at NJD... Second among WSH defensemen in

SH TOI/gm (2:52) during the playoffs...Led WSH in blocked shots (22).

**2009-10:** Set career highs in assists, points, penalty minutes and plus-minus (plus-50)...His plus-minus led the NHL and set a WSH franchise record...The first defenseman with a plus-50 rating since Chris Pronger in 1999-00 (plus-52)... Had a plus-14 rating in six games vs. ATL...First Capital to lead the NHL in plus-minus...Led WSH in blocked shots (129)...Earned a career-high three points Oct. 22 at ATL...Was a plus-5 Jan. 9 at ATL and April 5 at PIT...Had two three-game point streaks during the season (career high).

### SCHULTZ -vs- NHL

	GP	G	A	PTS	PIM		GP	G	A	PTS	PIM
ANA	5	0	4	4	0	MTL	18	0	2	2	6
ARI	4	0	2	2	4	NSH	8	0	0	0	4
BOS	18	0	3	3	0	NJD	22	2	3	5	6
BUF	20	0	3	3	12	NYI	19	0	2	2	13
CGY	5	0	3	3	2	NYR	18	1	1	2	6
CAR	31	0	5	5	6	OTT	20	1	5	6	4
CHI	5	0	1	1	0	PHI	20	0	2	2	8
COL	3	0	0	0	4	PIT	23	1	5	6	10
CBJ	5	0	1	1	2	SJS	7	1	0	1	2
DAL	4	0	0	0	2	STL	4	0	0	0	2
DET	6	1	0	1	2	TBL	33	0	6	6	8
EDM	6	0	4	4	2	TOR	22	1	1	2	8
FLA	35	1	4	5	12	VAN	6	0	0	0	2
LAK	5	0	0	0	0	WSH	—	—	—	—	—
MIN	4	0	1	1	0	WPG	32	2	7	9	10

### CAREER HIGHLIGHTS

**FIRST NHL GAME:** Dec. 22, 2006 vs. New Jersey (with Washington)  
**FIRST NHL GOAL:** Oct. 29, 2007 at Toronto (with Washington)  
**FIRST NHL ASSIST:** Jan. 26, 2007 at Carolina (with Washington)  
**MOST POINTS, GAME:** 3, Oct. 22, 2009 at Atlanta (with Washington)  
**MOST GOALS, GAME:** 1, 11x's  
 (Last: Feb. 13, 2012 vs. San Jose; with Washington)  
**MOST ASSISTS, GAME:** 2, 4x's  
 (Last: March 3, 2010 at Buffalo; with Washington)  
**HIGHEST PLUS/MINUS:** +5, 2x's  
 (Last: April 6, 2010 at Pittsburgh; with Washington)  
**HIGHEST TIME ON ICE:** 26:35, March 31, 2011 vs. Columbus (with Washington)  
**MOST SHOTS:** 4, March 15, 2007 at Boston (with Washington)  
**LONGEST POINT STREAK:** 3, 4x's  
 (Last: Jan. 7 to Jan. 12, 2010: 0-4=4; with Washington)  
**LONGEST GOAL STREAK:** 3, Dec. 8 to Dec. 12, 2007: 3g (with Washington)  
**LONGEST ASSIST STREAK:** 3, 3x's  
 (Last: Jan. 7 to Jan. 12, 2010: 4a; with Washington)  
**CAREER POWER-PLAY GOALS:** None  
**CAREER SHORT-HANDED GOALS:** 1, Jan. 14, 2009 at Pittsburgh (with Washington)  
**CAREER GAME-WINNING GOALS:** 1, March 18, 2011 at New Jersey (with Washington)  
**CAREER PENALTY SHOTS:** None  
**CAREER OVERTIME GOALS:** None  
**CAREER SHOOTOUT GOALS/ATTEMPTS:** None  
**CAREER PLUS-MINUS:** +79

**2008-09:** Second among WSH defensemen (fourth overall) in plus-minus (plus-13)...Seven of his 12 points came in the third period...Fifth on WSH in blocked shots (93)...WSH was 9-1-1 when he recorded a point...Was a plus-4 Nov. 12 at CAR and Feb. 1 vs. OTT...Scored his first career SHG Jan. 14 at PIT.

**2007-08:** First among WSH defensemen (fourth overall) in plus-minus (plus-12)...Second among WSH defensemen in goals...Third on the club in blocked shots (90)...Scored first NHL goal Oct. 29 at TOR...Goals (three) in three straight games, Dec. 8-12...First multi-point game (two assists) Jan. 17 vs. EDM...Played in his 100th career game March 14 vs. ATL.

### CAREER STATISTICS

SEASON	TEAM	LEAGUE	REGULAR SEASON					PLAYOFFS				
			GP	G	A	PTS	PIM	GP	G	A	PTS	PIM
2005-06	Hershey Bears	AHL	—	—	—	—	—	7	1	3	4	4
2006-07	Hershey Bears	AHL	44	2	10	12	39	19	0	1	1	18
2006-07	Washington Capitals	NHL	38	0	3	3	16	—	—	—	—	—
2007-08	Hershey Bears	AHL	1	0	0	0	0	—	—	—	—	—
2007-08	Washington Capitals	NHL	72	5	13	18	28	2	0	0	0	2
2008-09	Washington Capitals	NHL	64	1	11	12	21	1	0	0	0	0
2009-10	Washington Capitals	NHL	73	3	20	23	32	7	0	1	1	4
2010-11	Washington Capitals	NHL	72	1	9	10	12	9	0	0	0	6
2011-12	Washington Capitals	NHL	54	1	5	6	12	10	0	0	0	2
2012-13	Washington Capitals	NHL	26	0	3	3	12	—	—	—	—	—
2013-14	Manchester Monarchs	AHL	67	2	11	13	32	2	0	0	0	2
2013-14	Los Angeles Kings	NHL	—	—	—	—	—	7	0	0	0	0
2014-15	Manchester Monarchs	AHL	52	3	13	16	30	14	0	3	3	10
2014-15	Los Angeles Kings	NHL	9	0	1	1	4	—	—	—	—	—
NHL Totals			408	11	65	76	137	36	0	1	1	14
KINGS Totals			9	0	1	1	4	7	0	0	0	0

**2006-07:** Split season with WSH and Hershey... Ranked 12th among NHL rookie defensemen with 18:12 TOI/gm... Tied for second on WSH in plus-minus (plus-5, tied for eighth among NHL rookie defensemen)... Made his NHL debut Dec. 22 vs. NJD... Recorded first NHL point (assist) Jan. 26 at CAR... Was a plus-4 Jan. 27 vs. CAR.

**2005-06:** Played final year in juniors with Calgary (WHL)... Joined Hershey in the AHL playoffs at the conclusion of his WHL season... Helped Hershey capture the Calder Cup Championship.

**LAST AMATEUR CLUB:** Calgary, WHL.


**TRANSACTIONS:** Selected by WSH in the first round (27th overall) in the 2004 NHL Entry Draft.

**INTERNATIONAL PLAY:** Played for Team Canada at the following tournaments: World U18 Championships (2004, 7 GP 0-0=0)... Other (2005 ADT Canada-Russia Challenge).

### DID YOU KNOW?

*Jeff Schultz tallied his first career point as a King (0-1=1) on Jan. 17, 2015 vs. Anaheim, and he appeared in his 400th career NHL game and first regular-season game as a King on Dec. 29, 2014 at Calgary.*





# 37

## NICK SHORE

**Position:** Center

**Shoots:** Right

**Height:** 6-1

**Weight:** 194

**Age:** 22 (Turns 23 on Sept. 26, 2015)

**Birthplace:** Denver, Colo. (Sept. 26, 1992)

### ACQUIRED BY KINGS:

Selected by the Kings in the third round (82nd overall) in the 2011 NHL Entry Draft.

**2014-15:** Won 127-of-236 faceoffs (53.8 percent) to post the best faceoff percentage of any Kings center in 2014-15...Tallied an assist (0-1=1) March 30 at CHI...Scored his first NHL goal (1-0=1) March 26 at NYI...Had a career-high two-game assist streak (0-2=2), March 10-12...Had an assist (0-1=1) March 3 at EDM...Tallied an assist Feb. 16 vs. TBL...Recorded his first NHL point Jan. 21 at SJS...Made his NHL debut Jan. 17 vs. ANA...Registered 42 points (20-22=42) in 38 regular season games with Manchester...Among Manchester players, his postseason rankings were the following: first in assists (14), fourth in points (18), tied for fourth in plus/minus (plus-12) and second in shots on goal...helped lead Manchester to the franchises' first Calder Cup Championship.

**2013-14:** Led all Manchester rookies in goals, assists, points and PPG (three), and ranked second in plus-minus (plus-18)...Rankings among Manchester skaters were the following: tied for third in assists, fifth in points, tied for sixth in goals and sixth in plus-minus...Made his professional debut Oct. 5 vs. Springfield...Recorded his first multi-point game Dec. 20 vs. Portland (1-2=3)...Appeared in all four Manchester playoff games...

Made his postseason debut on April 25 vs. Norfolk.

**2012-13:** Played junior year at the University of Denver, recording 34 points (14-20=34) and 47 penalty minutes in 39 games played...His rankings on the University of Denver were the following: first in points, second in goals, tied for first in assists, tied for second in PPG (five) and tied for first in GWG (four, tied for eighth overall in the WCHA)...Named to All-WCHA Academic Team.

### SHORE -vs- NHL

	GP	G	A	PTS	PIM		GP	G	A	PTS	PIM
ANA	3	0	0	0	2	MTL	1	0	0	0	0
ARI	1	0	0	0	2	NSH	1	0	0	0	2
BOS	1	0	0	0	0	NJD	1	0	0	0	0
BUF	—	—	—	—	—	NYI	1	1	0	1	0
CGY	2	0	0	0	2	NYR	1	0	0	0	0
CAR	—	—	—	—	—	OTT	1	0	0	0	0
CHI	2	0	1	1	0	PHI	—	—	—	—	—
COL	3	0	1	1	2	PIT	1	0	0	0	0
CBJ	1	0	0	0	0	SJS	2	0	1	1	0
DAL	—	—	—	—	—	STL	—	—	—	—	—
DET	1	0	0	0	0	TBL	2	0	1	1	0
EDM	3	0	1	1	0	TOR	—	—	—	—	—
FLA	1	0	0	0	0	VAN	3	0	1	1	0
LAK	—	—	—	—	—	WSH	1	0	0	0	0
MIN	1	0	0	0	0	WPG	—	—	—	—	—

### CAREER HIGHLIGHTS

<b>FIRST NHL GAME:</b>	Jan. 17, 2015 vs. Anaheim
<b>FIRST NHL GOAL:</b>	March 26, 2015 at NY Islanders
<b>FIRST NHL ASSIST:</b>	Jan. 21, 2015 at San Jose
<b>MOST POINTS, GAME:</b>	1, 7x's (Last: March 30, 2015 at Chicago)
<b>MOST GOALS, GAME:</b>	1, March 26, 2015 at NY Islanders
<b>MOST ASSISTS, GAME:</b>	1, 6x's (Last: March 30, 2015 at Chicago)
<b>HIGHEST PLUS/MINUS:</b>	+2, March 10, 2015 at Colorado
<b>HIGHEST TIME ON ICE:</b>	14:36, April 7, 2015 at Edmonton
<b>MOST SHOTS:</b>	3, 4x's (Last: April 2, 2015 vs. Edmonton)
<b>LONGEST POINT STREAK:</b>	2, March 10 to March 12, 2015: 0-2=2
<b>LONGEST GOAL STREAK:</b>	None
<b>LONGEST ASSIST STREAK:</b>	2, March 10 to March 12, 2015: 2a
<b>CAREER POWER-PLAY GOALS:</b>	None
<b>CAREER SHORT-HANDED GOALS:</b>	None
<b>CAREER GAME-WINNING GOALS:</b>	None
<b>CAREER PENALTY SHOTS:</b>	None
<b>CAREER OVERTIME GOALS:</b>	None
<b>CAREER SHOOTOUT GOALS/ATTEMPTS:</b>	None
<b>CAREER PLUS-MINUS:</b>	Even

**2011-12:** Rankings on the University of Denver were the following: third in points, third in goals, second in assists, third in PPG (five), tied for second in GWG (three) and first in faceoff winning pct (54 percent)...17 of his points came in the final 14 games (6-11=17)...Named to All-WCHA Academic Team.

**2010-11:** Among University on Denver freshmen he ranked third in goals, fourth in points, fourth in assists and second in GWG (two)...Recorded four multi-point games...Named WCHA Rookie of the Week Feb. 8, 2011...Helped Denver to a 25-12-15 record and advancement to the Midwest Regional Final.

**2009-10:** Tied for fourth in assists on the U.S. National Team Development Program against USHL opponents...Had a plus-14 rating.

**2008-09:** Appeared with the U.S. National U18 Development Program in NAHL play he tied for the team lead in games played.

**LAST AMATEUR CLUB:** University of Denver, NCAA.

**INTERNATIONAL PLAY:** Played for Team USA at the following tournament: World U18 Championships (2010, 7 GP, 3-7=10, gold medal, tied for team lead in points).

### CAREER STATISTICS

SEASON	TEAM	LEAGUE	REGULAR SEASON					PLAYOFFS				
			GP	G	A	PTS	PIM	GP	G	A	PTS	PIM
2013-14	Manchester Monarchs	AHL	68	14	24	38	36	4	0	1	1	0
2014-15	Manchester Monarchs	AHL	38	20	22	42	16	19	4	14	18	2
2014-15	Los Angeles Kings	NHL	34	1	6	7	10	—	—	—	—	—
NHL/KINGS Totals			34	1	6	7	10	—	—	—	—	—



# 73

## TYLER TOFFOLI

**Position:** Center

**Shoots:** Right

**Height:** 6-1

**Weight:** 200

**Age:** 23 (Turns 24 on April 24, 2016)

**Birthplace:** Scarborough, Ontario  
(April 24, 1992)

### ACQUIRED BY KINGS:

Selected by the Kings in the second round (47th overall) in the 2010 NHL Entry Draft.

**2014-15:** Co-Winner of the Kings Unsung Hero Award and Winner of the Jim Fox Community Service Award...Set career-highs in 2014-15 in goals (23), assists (26), points (49) and games played (76)...Rankings among Kings players were the following: first in plus/minus (plus-25), first in shorthanded goals (five; led the league), first in shorthanded points (six; led the league), third in goals, third in points and fifth in assists...Registered two points (1-1=2; 10th multi-point game of the season, tied for third most on the team) April 11 vs. SJS...Had a three-game assist streak (0-3=3), April 2-6...Scored his fifth shorthanded goal of the season (1-0=1) Mar. 26 at NYI; he is the first King to score at least five shorthanded goals in a single season since Pavol Demitra (five, 2005-06)...Scored his third game-winning goal of the season (1-0=1) March 23 at NJD...Scored his second game-winning goal of the year (1-0=1) March 12 at VAN...Registered a multi-point game (1-1=2) and scored his first game-winning goal of the season Feb. 18 at COL...Had a four-game point streak (5-2=7) Feb. 7-14...Recorded his first-career hat-trick (3-1=4) and tied his career-high in points (set earlier in 2014-15) Feb. 12 vs. CGY...Tallied two points (1-1=2) Jan. 28 vs. CHI...Missed six games due to mononucleosis, Jan. 10-21...Registered two assists (0-2=2) Dec. 12 at MTL...Played in his 100th NHL game Dec. 9 at BUF...Scored his fourth shorthanded goal of the season (1-0=1) Nov. 15 vs. ANA, becoming the fastest Kings player to record four shorthanded goals (18 games) in team history (previously Bernie Nicholls in 25 games, 1988-89; Nicholls set the team record that season for most shorthanded goals in a season with eight; also the fastest

to four shorthanded goals since The Flyers Simon Gagne had four in his first 15 games during the 2008-09 season)...Tallied three points (1-2=3) Nov. 8 vs. VAN...Tallied his third shorthanded goal of the season (1-0=1) Oct. 31 at DET; he was the fastest player in Kings history to reach this mark (previously Mike Murphy in 12 games, 1976-77)...Had a four-game point streak (3-5=8), Oct. 19-28...Scored his second shorthanded goal of the season (1-0=1) Oct. 28 at PHI...Set his career-high in points (tied it later in 2014-15) with four (1-3=4) Oct. 26 vs. CBJ; also set a career-high for assists in a game...Had a three-game assist streak (2-3=5), Oct. 11-14...Registered his first career shorthanded goal (1-1=2) Oct. 14 vs. EDM; marked his second consecutive multi-point game (1-1=2) Oct. 12 vs. WPG.

### TOFFOLI -vs- NHL

	GP	G	A	PTS	PIM		GP	G	A	PTS	PIM
ANA	7	2	0	2	0	MTL	4	1	4	5	0
ARI	10	1	4	5	4	NSH	5	0	1	1	4
BOS	3	1	0	1	0	NJD	3	1	0	1	0
BUF	4	0	3	3	0	NYI	4	3	0	3	0
CGY	8	4	1	5	0	NYR	3	1	1	2	0
CAR	3	0	0	0	4	OTT	3	0	1	1	0
CHI	7	3	2	5	0	PHI	4	1	1	2	0
COL	6	1	4	5	0	PIT	4	0	1	1	2
CBJ	3	2	3	5	4	SJS	10	3	2	5	2
DAL	6	0	0	0	0	STL	6	2	1	3	2
DET	4	1	0	1	2	TBL	3	1	0	1	0
EDM	8	1	4	5	2	TOR	3	0	1	1	2
FLA	3	0	0	0	0	VAN	10	4	5	9	17
LAK	—	—	—	—	—	WSH	4	0	2	2	2
MIN	6	2	3	5	2	WPG	4	2	2	4	0

### CAREER HIGHLIGHTS

<b>FIRST NHL GAME:</b>	March 16, 2013 vs. San Jose
<b>FIRST NHL GOAL:</b>	March 18, 2013 vs. Phoenix
<b>FIRST NHL ASSIST:</b>	March 18, 2013 vs. Phoenix
<b>MOST POINTS, GAME:</b>	4, 2x's (Last: Feb. 12, 2015 vs. Calgary)
<b>MOST GOALS, GAME:</b>	3, Feb. 12, 2015 vs. Calgary
<b>MOST ASSISTS, GAME:</b>	3, Oct. 26, 2014 vs. Columbus
<b>HIGHEST PLUS/MINUS:</b>	+3, 5x's (Last: Feb. 12, 2015 vs. Calgary)
<b>HIGHEST TIME ON ICE:</b>	19:58, March 5, 2015 vs. Montreal
<b>MOST SHOTS:</b>	7, Nov. 15, 2014 vs. Anaheim
<b>LONGEST POINT STREAK:</b>	5, Nov. 2 to Nov. 14, 2013: 3-4=7
<b>LONGEST GOAL STREAK:</b>	3, Feb. 7 to Feb. 12, 2015: 5g
<b>LONGEST ASSIST STREAK:</b>	4, Nov. 2 to Nov. 12, 2013: 4a
<b>CAREER POWER-PLAY GOALS:</b>	5, Last: March 23, 2015 at New Jersey
<b>CAREER SHORT-HANDED GOALS:</b>	5, Last: March 26, 2015 at NY Islanders
<b>CAREER GAME-WINNING GOALS:</b>	8, Last: March 23, 2015 at New Jersey
<b>CAREER PENALTY SHOTS:</b>	None
<b>CAREER OVERTIME GOALS:</b>	None
<b>CAREER SHOOTOUT GOALS/ATTEMPTS:</b>	0/5 (0.0 percent)
<b>CAREER PLUS-MINUS:</b>	+49

**2013-14:** Rankings among NHL rookies were the following: tied for first in GWG (five) and fourth in plus-minus (plus-21)...Points (1-3=4) in four straight games, March 24-29...Career-high two assists Feb. 26 at COL...Two points (1-1=2) including GWG Dec. 19 vs. SJS...Two goals including GWG Dec. 2 vs. STL...Points (3-4=7) in five straight games, Nov. 2-14...Career-high three points (2-1=3) including GWG Nov. 9 vs. VAN...With Manchester, recorded seven multi-point games including four games with three points (two hat tricks)...PLAYOFFS: Rankings among NHL rookies were the following: first in points, first in goals, first in GWG (two), second in plus-minus (plus-10) and fifth in assists...Points (five) in a career-long five straight games May 16-26...Goals (three) in a career-long three straight games May 18-24...GWG's in back-to-back games April 24 vs. SJS and April 26 at SJS...set the Kings postseason record for points and goals as a rookie.

**2012-13:** Played 10 games with the Kings (his first in the NHL) and 58 games with Manchester...Assist March 30 at MIN...Assist March 28 at STL...Goal March 25 at CHI...First career NHL points (1-1=2)

March 18 vs. PHX (second NHL game)...Made NHL debut March 16 vs. SJS...On Manchester he ranked: first in goals, third in points, first in plus-minus (plus-20), second in PPG (six) and first in SHG (three)...In the AHL he ranked: tied for 10th in goals (second among rookies), tied for third in SHG (first among rookies), tied for 11th in plus-minus (tied for second among rookies) and fourth among rookies in points...Named to 2013 AHL All-Star Team (had 1-1=2 in game)...Named AHL Rookie Of The Year and to the AHL All-Rookie Team...PLAYOFFS: NHL rankings among rookies were the following: tied for first in points, tied for fifth in goals, tied for second in assists and tied for first in plus-minus (plus-5)...First career NHL playoff game was Game 5 of the Western Conference Quarterfinals, May 8 at STL.

**LAST AMATEUR CLUB:** Ottawa, OHL.

**INTERNATIONAL PLAY:** Played for Team Canada at the following tournament: World Championships (2015, 10 GP, 2-3=5, plus-9, gold medal)...Ivan Hlinka Tournament, (2009, 4 GP, 3-5=8, gold medal).

### CAREER STATISTICS

SEASON	TEAM	LEAGUE	REGULAR SEASON					PLAYOFFS				
			GP	G	A	PTS	PIM	GP	G	A	PTS	PIM
2010-11	Manchester Monarchs	AHL	1	1	0	1	0	5	1	0	1	6
2012-13	Manchester Monarchs	AHL	58	28	23	51	18	0	0	0	0	0
2012-13	Los Angeles Kings	NHL	10	2	3	5	2	12	2	4	6	0
2013-14	Manchester Monarchs	AHL	18	15	8	23	4	—	—	—	—	—
2013-14	Los Angeles Kings	NHL	62	12	17	29	10	26	7	7	14	10
2014-15	Los Angeles Kings	NHL	76	23	26	49	37	—	—	—	—	—
NHL/KINGS Totals			148	37	46	83	49	38	9	11	20	10



## KINGS PLAYERS IN THE SYSTEM



### JUSTIN AUGER

**Position:** Right Wing / **Shoots:** Right  
**Height:** 6-7 / **Weight:** 229  
**Age:** 21 (Turns 22 on May 14, 2016)  
**Birthplace:** Kitchener, Ontario  
 (May 14, 1994)

**ACQUIRED BY KINGS:** Selected by the Kings in the fourth round (103rd overall) in the 2013 NHL Draft.

**2014-15:** Registered 29 points (13-16=29), a plus-15 rating (tied for eighth on the team) and 59 penalty minutes in his first professional season with Manchester (AHL)...Registered a career-high three points (1-2=3), Nov. 15 at Providence...Tallied his first multi-goal game (2-0=2), March 22 vs. Portland...Tallied two assists (0-2=2), Dec. 7 vs. Norfolk...Tallied his first professional point (assist), Oct. 17 at Norfolk...Registered his first professional goal, Oct. 24 vs. Portland...Registered two points (1-1=2), while appearing in all 19 postseason games for the Monarchs.

CAREER STATS												
		REGULAR SEASON						PLAYOFFS				
SEASON	TEAM	LGE	GP	G	A	PTS	PIM	GP	G	A	PTS	PIM
2011-12	Guelph Storm	OHL	58	7	7	14	39	6	0	0	0	0
2012-13	Guelph Storm	OHL	68	16	17	33	39	5	0	0	0	0
2013-14	Guelph Storm	OHL	53	11	12	23	61	20	2	5	7	15
2014-15	Manchester Monarchs	AHL	70	13	16	29	59	19	1	1	2	8

## KINGS PLAYERS IN THE SYSTEM




### JONNY BRODZINSKI

**Position:** Center / **Shoots:** Right  
**Height:** 6-0 / **Weight:** 202  
**Age:** 22 (Turns 23 on June 19, 2016)  
**Birthplace:** Ham Lake, Minn.  
 (June 19, 1993)

**ACQUIRED BY KINGS:** Selected by the Kings in the fifth round (148th overall) in the 2013 NHL Draft.

**2014-15:** Appeared in 40 games during his junior season with St. Cloud State...registered 38 points (21-17=38) and a career-high 61 penalty minutes...Rankings among St. Cloud State players were the following: first in goals, second in points, first in power-play goals (11; also led the nation), second in game-winning goals (three) and fourth in assists...Signed an entry-level contract with the Kings on April 2, forgoing his senior season.

CAREER STATS												
		REGULAR SEASON						PLAYOFFS				
SEASON	TEAM	LGE	GP	G	A	PTS	PIM	GP	G	A	PTS	PIM
2010-11	Fargo Force	USHL	10	2	3	5	2	2	0	0	0	0
2011-12	Fargo Force	USHL	58	10	12	22	18	6	1	1	2	0
2012-13	St. Cloud State	NCAA	42	22	11	33	10	-	-	-	-	-
2013-14	St. Cloud State	NCAA	38	21	20	41	16	-	-	-	-	-
2014-15	St. Cloud State	NCAA	40	21	17	38	61	-	-	-	-	-



### PATRIK BARTOSAK


**Position:** Goal / **Catches:** Left  
**Height:** 6-1 / **Weight:** 193  
**Age:** 22 (Turns 23 on March 29, 2016)  
**Birthplace:** Koprivnice, Czech Republic  
 (March 29, 1993)

**ACQUIRED BY KINGS:** Selected by the Kings in the fifth round (146th overall) in the 2013 NHL Draft.

**2014-15:** Appeared in his first full season with Manchester, appearing in 28 games and posting a 13-8-5 record with a 2.14 GAA, .919 SV% and two shutouts...Rankings among AHL rookie goaltenders were the following: fourth in GAA and seventh in SV%...Appeared in three games during the Calder Cup Playoffs (all in the Final), posting a 2-1 record with a 2.11 GAA and a .930 SV%...stopped 31 of the 32 shots he faced in Game 5, June 13 at Utica, to help Manchester win the Calder Cup.

**INTERNATIONAL PLAY:** Played for Team Czech Republic at the following tournament: World Junior Championships (2013, 5 GP, 3-1-0, 2.74 GAA, .896 SV%).

CAREER STATS												
		REGULAR SEASON										
SEASON	TEAM	LGE	GP	MIN	GA	SO	GAA	W	L	OTL	SVS	PCT
2011-12	Red Deer Rebels	WHL	25	1,466	67	1	2.74	14	10	1	722	.915
2012-13	Red Deer Rebels	WHL	55	3,134	118	5	2.26	33	14	5	1,695	.935
2013-14	Red Deer Rebels	WHL	65	3,747	175	8	2.80	33	26	5	2,129	.924
2013-14	Manchester Monarchs	AHL	4	205	6	1	1.75	3	1	0	95	.941
2014-15	Manchester Monarchs	AHL	28	1,595	57	2	2.14	13	8	5	651	.919
		PLAYOFFS										
SEASON	TEAM	LGE	GP	MIN	GA	SO	GAA	W	L	SVS	PCT	
2012-13	Red Deer Rebels	WHL	9	548	18	1	1.97	5	4	289	.947	
2014-15	Manchester Monarchs	AHL	3	170	6	0	2.11	2	1	80	.930	



### ERIK CERNAK

**Position:** Defense / **Shoots:** Right  
**Height:** 6-3 / **Weight:** 203  
**Age:** 18 (Turns 19 on May 28, 2016)  
**Birthplace:** Kosice, Slovakia  
 (May 28, 1997)

**ACQUIRED BY KINGS:** Selected by the Kings in the second round (43rd overall) in the 2015 NHL Draft.

**2014-15:** Appeared in his second season (first full season) with HC Kosice where he registered 13 points (5-8=13), a plus-7 rating and 16 penalty minutes in 43 regular-season games...Also appeared in seven postseason games tallying one point (0-1=1), a plus-6 rating and six penalty minutes.

**INTERNATIONAL PLAY:** Played for Team Slovakia at the following tournaments: World Junior Championships (2015, 6 GP, 0-2=2, bronze medal), (2014, 5 GP, 0-0=0)...World U-18 Championships (2014, 5 GP, 0-0=0, captain), (2013, 6 GP, 0-2=2)...Other (2013 World U17 Hockey Challenge, 5 GP, 0-0=0, alternate captain).

CAREER STATS												
		REGULAR SEASON						PLAYOFFS				
SEASON	TEAM	LGE	GP	G	A	PTS	PIM	GP	G	A	PTS	PIM
2011-12	HC Kosice U18	Slovakia U18	37	5	4	9	61	-	-	-	-	-
2012-13	HC Slovan Bratislava U18	Slovakia U18	-	-	-	-	-	1	0	2	2	0
2012-13	HC Slovan Bratislava U20	Slovakia U20	30	4	6	10	18	12	0	1	1	8
2013-14	HC Kosice U20	Slovakia U20	8	1	3	4	16	-	-	-	-	-
2013-14	HC Kosice	Slovakia	13	0	0	0	0	7	0	0	0	2
2014-15	HC Kosice	Slovakia	43	5	8	13	16	7	0	1	1	6



### JEAN-FRANCOIS BERUBE

**Position:** Goal / **Catches:** Left  
**Height:** 6-1 / **Weight:** 178  
**Age:** 24 (Turns 25 on July 13, 2016)  
**Birthplace:** Repentigny, Quebec  
 (July 13, 1991)

**ACQUIRED BY KINGS:** Selected by the Kings in the fourth round (95th overall) in the 2009 NHL Entry Draft.

**2014-15:** Appeared in a career-high 52 games for the Monarchs, posting a 37-9-4 record with a 2.18 GAA, .913 SV% and two shutouts...Rankings among AHL goaltenders were the following: ranked first in wins, third in minutes played (3,025) and eighth in GAA...In 22 games from Nov. 8-Jan. Feb. 4, posted an 18-1-3 record, including a professional career-long nine-game winning-streak and 13-game unbeaten streak (11-0-2)...Appeared in 17 games for Manchester during the postseason before an injury forced him out during the Calder Cup Final...Posted a 13-3 record, 2.30 GAA and .898 SV%.

CAREER STATS												
		REGULAR SEASON										
SEASON	TEAM	LGE	GP	MIN	GA	SO	GAA	W	L	OTL	SVS	PCT
2008-09	Montreal Juniors	QMJHL	68	1,059	51	1	2.89	6	7	2	457	.900
2009-10	Montreal Juniors	QMJHL	65	2,393	121	1	3.03	17	23	0	1,057	.897
2009-10	Manchester Monarchs	AHL	3	180	11	0	3.67	2	1	0	65	.855
2010-11	Montreal Juniors	QMJHL	50	2,935	127	3	2.60	32	7	8	1,168	.902
2011-12	Ontario Reign	ECHL	37	2,091	100	4	2.87	17	13	4	974	.907
2012-13	Manchester Monarchs	AHL	2	97	7	0	4.32	0	2	0	47	.870
2012-13	Ontario Reign	ECHL	24	1,418	53	1	2.24	16	6	2	534	.910
2013-14	Manchester Monarchs	AHL	48	2,790	110	3	2.37	28	17	2	1,151	.913
2014-15	Manchester Monarchs	AHL	52	3,025	110	2	2.18	37	9	4	1,157	.913
		PLAYOFFS										
SEASON	TEAM	LGE	GP	MIN	GA	SO	GAA	W	L	SVS	PCT	
2008-09	Montreal Juniors	QMJHL	1	20	1	0	3.00	0	0	29	.967	
2009-10	Montreal Juniors	QMJHL	7	450	18	0	2.40	3	4	183	.910	
2010-11	Montreal Juniors	QMJHL	10	623	29	2	2.79	6	4	265	.901	
2011-12	Ontario Reign	ECHL	4	206	11	0	3.20	1	2	79	.878	
2012-13	Ontario Reign	ECHL	10	608	21	1	2.07	6	4	223	.914	
2013-14	Manchester Monarchs	AHL	4	252	7	1	1.67	1	3	103	.936	
2014-15	Manchester Monarchs	AHL	17	1,019	39	0	2.30	13	3	343	.898	



### ANDREW CRESCENZI

**Position:** Center / **Shoots:** Left  
**Height:** 6-5 / **Weight:** 209  
**Age:** 23 (Turns 24 on July 29, 2016)  
**Birthplace:** Thornhill, Ontario  
 (July 29, 1992)


**ACQUIRED BY KINGS:** From TOR for Brandon Kozun on Jan. 22, 2014.

**2014-15:** Appeared in his first full season with Manchester (AHL) where he registered 15 points (7-8=15) and 60 penalty minutes in 54 regular-season games...He set career-highs in all major categories including games played, goals, assists, points and penalty minutes...Registered three points (0-3=3) in 18 postseason games with the Monarchs.

CAREER STATS												
		REGULAR SEASON						PLAYOFFS				
SEASON	TEAM	LGE	GP	G	A	PTS	PIM	GP	G	A	PTS	PIM
2008-09	Villanova Knights	QJHL	45	6	17	23	40	-	-	-	-	-
2009-10	Kitchener Rangers	OHL	68	8	4	12	42	20	1	2	3	11
2010-11	Kitchener Rangers	OHL	55	12	11	23	74	7	1	1	2	6
2010-11	Toronto Marlies	AHL	2	0	1	1	0	-	-	-	-	-
2011-12	Kitchener Rangers	OHL	52	24	23	47	74	15	4	7	11	20
2012-13	San Francisco Bulls	ECHL	23	3	11	14	28	-	-	-	-	-
2012-13	Toronto Marlies	AHL	15	1	1	2	17	-	-	-	-	-
2013-14	Toronto Marlies	AHL	32	1	1	2	33	-	-	-	-	-
2013-14	Manchester Monarchs	AHL	14	1	1	2	8	-	-	-	-	-
2014-15	Manchester Monarchs	AHL	54	7	8	15	60	18	0	3	3	19



## KINGS PLAYERS IN THE SYSTEM



### NIC DOWD

**Position:** Center / **Shoots:** Right  
**Height:** 6-2 / **Weight:** 195  
**Age:** 25 (Turns 26 on May 27, 2016)  
**Birthplace:** Huntsville, Ala.  
 (May 27, 1990)

**ACQUIRED BY KINGS:** Selected by the Kings in the seventh round (198th overall) in the 2009 NHL Entry Draft.

**2014-15:** Appeared in his first full professional season with Manchester (AHL)...Tallied 41 points (9-32=41), a plus-17 rating and 44 penalty minutes in 75 regular-season games...Ranked sixth among AHL rookies in assists...Totaled 13 points (7-6=13), a plus-6 rating and 10 penalty minutes in 19 postseason games with the Monarchs.

CAREER STATS												
SEASON TEAM		REGULAR SEASON					PLAYOFFS					
		LGE	GP	G	A	PTS	PIM	GP	G	A	PTS	PIM
2008-09	St. Louis Bandits	NAHL	3	0	0	0	2	-	-	-	-	-
2008-09	Wenatchee Wild	NAHL	43	16	33	49	71	-	-	-	-	-
2009-10	Indiana Ice	USHL	46	16	23	39	48	9	2	4	6	2
2010-11	St. Cloud State	NCAA	36	5	13	18	34	-	-	-	-	-
2011-12	St. Cloud State	NCAA	39	11	13	24	36	-	-	-	-	-
2012-13	St. Cloud State	NCAA	41	14	25	39	41	-	-	-	-	-
2013-14	St. Cloud State	NCAA	38	22	18	40	32	-	-	-	-	-
2013-14	Manchester Monarchs	AHL	7	0	3	3	0	4	1	0	1	0
2014-15	Manchester Monarchs	AHL	75	9	32	41	44	19	7	6	13	10

## KINGS PLAYERS IN THE SYSTEM



### KEVIN GRAVEL


**Position:** Defense / **Shoots:** Left  
**Height:** 6-4 / **Weight:** 199  
**Age:** 23 (Turns 24 on March 6, 2016)  
**Birthplace:** Kingsford, Mich.  
 (March 6, 1992)

**ACQUIRED BY KINGS:** Selected by the Kings in the fifth round (148th overall) in the 2010 NHL Entry Draft.

**2014-15:** Appeared in his first full professional season with Manchester (AHL) where he registered 15 points (6-9=15), a plus-15 rating and 23 penalty minutes in 58 regular-season games...He played in all 19 postseason games with the Monarchs on their way to the Calder Cup Championship, totaling 5 points (0-5=5) and a plus-2 rating.

CAREER STATS												
SEASON TEAM		REGULAR SEASON					PLAYOFFS					
		LGE	GP	G	A	PTS	PIM	GP	G	A	PTS	PIM
2008-09	Marquette Rangers	NAHL	58	3	11	14	29	-	-	-	-	-
2009-10	Sioux City Musketeers	USHL	53	3	3	6	36	-	-	-	-	-
2010-11	St. Cloud State	NCAA	36	1	5	6	4	-	-	-	-	-
2011-12	St. Cloud State	NCAA	37	1	7	8	12	-	-	-	-	-
2012-13	St. Cloud State	NCAA	42	1	11	12	25	-	-	-	-	-
2013-14	St. Cloud State	NCAA	38	10	13	23	2	-	-	-	-	-
2013-14	Manchester Monarchs	AHL	5	0	0	0	2	-	-	-	-	-
2014-15	Manchester Monarchs	AHL	58	6	9	15	23	19	0	5	5	0

**INTERNATIONAL PLAY:** Played for Team USA at the following tournaments: World Junior Championships (2012, 6 GP, 1-0=1)...2009 Ivan Hlinka Tournament.



### NICK EBERT

**Position:** Defense / **Shoots:** Right  
**Height:** 6-0 / **Weight:** 203  
**Age:** 21 (Turns 22 on May 11, 2016)  
**Birthplace:** Livingston, N.J.  
 (May 11, 1994)

**ACQUIRED BY KINGS:** Selected by the Kings in the seventh round (211th overall) in the 2012 NHL Draft.

**2014-15:** Played his first full season with Manchester (AHL), appearing in 45 games and tallied 14 points (8-6=14), a plus-13 rating and 18 penalty minutes...Made his AHL debut, Oct. 12 at Wilkes-Barre/Scranton...Appeared in two postseason games, going scoreless with a plus-1 rating.

CAREER STATS												
SEASON TEAM		REGULAR SEASON					PLAYOFFS					
		LGE	GP	G	A	PTS	PIM	GP	G	A	PTS	PIM
2009-10	Waterloo Black Hawks	USHL	53	6	12	18	26	3	1	0	1	0
2010-11	Windsor Spitfires	OHL	64	11	30	41	44	18	1	2	3	6
2011-12	Windsor Spitfires	OHL	66	6	33	39	58	4	0	2	2	8
2012-13	Windsor Spitfires	OHL	68	11	27	38	58	-	-	-	-	-
2012-13	Ontario Reign	ECHL	4	0	3	3	2	10	2	5	7	0
2013-14	Windsor Spitfires	OHL	27	4	16	20	18	-	-	-	-	-
2013-14	Guelph Storm	OHL	38	9	25	34	31	24	5	16	21	8
2014-15	Manchester Monarchs	AHL	45	8	6	14	18	2	0	0	0	0



### ADRIAN KEMPE

**Position:** Left Wing / **Shoots:** Left  
**Height:** 6-1 / **Weight:** 187  
**Age:** 19 (Turns 20 on Sep. 13, 2016)  
**Birthplace:** Kramfors, Sweden  
 (Sep. 13, 1996)

**ACQUIRED BY KINGS:** Selected by the Kings in the first round (29th overall) in the 2014 NHL Draft.

**2014-15:** Appeared in his second season with MODO (SHL) where he registered 17 points (5-12=17) and 42 penalty minutes in 50 regular-season games...Signed an entry-level deal with the Kings, April 3 and played in his first AHL game, April 25 vs. Portland...Tallied nine points (8-1=9) in 17 postseason games with Manchester (AHL)...His eight goals were fourth most on the team and ranked second (only behind teammate Michael Merscher) in the league among rookies...He ranked tied for sixth among AHL rookies in total points during the playoffs.

CAREER STATS												
SEASON TEAM		REGULAR SEASON					PLAYOFFS					
		LGE	GP	G	A	PTS	PIM	GP	G	A	PTS	PIM
2012-13	MODO J20	SuperElit	39	6	7	13	36	7	1	0	1	4
2013-14	MODO	SHL	45	5	6	11	12	2	0	1	1	0
2014-15	MODO	SHL	50	5	12	17	42	4	1	2	3	2
2014-15	Manchester Monarchs	AHL	3	0	0	0	2	17	8	1	9	2

**INTERNATIONAL PLAY:** Played for Team Sweden at the following tournaments: World Junior Championships (2015, 6 GP, 4-4=8)...World U18 Championships (2014, 7 GP, 1-6=7)...Ivan Hlinka Memorial Cup (2013, 4 GP, 2-1=3).



### DEREK FORBORT

**Position:** Defense / **Shoots:** Left  
**Height:** 6-4 / **Weight:** 216  
**Age:** 23 (Turns 24 on March 4, 2016)  
**Birthplace:** Duluth, Minn.  
 (March 4, 1992)

**ACQUIRED BY KINGS:** Selected by the Kings in the first round (15th overall) in the 2010 NHL Entry Draft.

**2014-15:** Appeared in his third season (second full) with Manchester (AHL) where he totaled 15 points (4-11=15), a plus-23 rating and 52 penalty minutes in 67 regular-season games...He set a career-high for goals in a season and ranked second among team defensemen in games played...Registered six points (0-6=6) in 19 postseason games with the Monarchs to help them win the Calder Cup.

CAREER STATS												
SEASON TEAM		REGULAR SEASON					PLAYOFFS					
		LGE	GP	G	A	PTS	PIM	GP	G	A	PTS	PIM
2008-09	U.S. National Under-18 Team	NAHL	2	0	1	1	6	-	-	-	-	-
2009-10	U.S. National Development Team	USHL	26	4	10	14	26	-	-	-	-	-
2010-11	U. of North Dakota	NCAA	38	0	15	15	26	-	-	-	-	-
2011-12	U. of North Dakota	NCAA	35	2	11	13	28	-	-	-	-	-
2012-13	U. of North Dakota	NCAA	42	4	13	17	22	-	-	-	-	-
2012-13	Manchester Monarchs	AHL	6	0	1	1	0	4	0	0	0	4
2013-14	Manchester Monarchs	AHL	74	1	16	17	42	3	0	0	0	0
2014-15	Manchester Monarchs	AHL	67	4	11	15	52	19	0	6	6	12



### MAXIM KITSYN

**Position:** Left Wing / **Shoots:** Right  
**Height:** 6-3 / **Weight:** 196  
**Age:** 23 (Turns 24 on Dec. 24, 2015)  
**Birthplace:** Novokuznetsk, Russia  
 (Dec. 24, 1991)


**ACQUIRED BY KINGS:** Selected by the Kings in the sixth round (158th overall) in the 2010 NHL Entry Draft.

**2014-15:** Played in a career-high 57 games with Ontario (ECHL), posting 43 points (26-17=43), a plus-16 rating and 155 penalty minutes...Appeared in 19 postseason games with the Reign, registering 11 points (4-7=11), a plus-3 rating and 19 penalty minutes...In seven games with Manchester (AHL) during a mid-season call-up he tallied one point (1-0=1).

**INTERNATIONAL PLAY:** Played for Team Russia at the following tournaments: World Junior Championships (2011, 7 GP, 5-4=9, plus-7, gold medal, led club in goals), (2010, 6 GP, 0-3=3)...World U18 Championships (2009, 7 GP, 4-4=8, silver medal)...2008 Ivan Hlinka Tournament.

CAREER STATS												
SEASON TEAM		REGULAR SEASON					PLAYOFFS					
		LGE	GP	G	A	PTS	PIM	GP	G	A	PTS	PIM
2008-09	Novokuznetsk Metallurg	KHL	31	5	2	7	26	-	-	-	-	-
2009-10	Novokuznetsk Metallurg	KHL	21	1	1	2	12	-	-	-	-	-
2009-10	Kuznetskie Medvedi	MHL	11	6	12	18	24	17	9	12	21	42
2010-11	Novokuznetsk Metallurg	KHL	18	3	4	7	8	-	-	-	-	-
2010-11	Kuznetskie Medvedi	MHL	3	1	1	2	2	-	-	-	-	-
2010-11	Mississauga St. Michael's Majors	OHL	32	9	17	26	24	20	10	9	19	14
2011-12	Novokuznetsk Metallurg	KHL	32	1	2	3	13	-	-	-	-	-
2011-12	Kuznetskie Medvedi	MHL	10	7	1	8	10	7	3	3	6	8
2011-12	Angarsk Yermak	VHL	6	2	2	4	0	4	0	0	0	4
2012-13	Nizhny Novgorod	KHL	8	0	0	0	4	-	-	-	-	-
2012-13	HK Sarov	VHL	29	9	3	12	63	5	1	1	2	4
2013-14	Manchester Monarchs	AHL	20	3	1	4	2	-	-	-	-	-
2013-14	Ontario Reign	ECHL	33	14	16	30	27	4	1	0	1	2
2014-15	Ontario Reign	ECHL	57	26	17	43	155	19	4	7	11	19
2014-15	Manchester Monarchs	AHL	7	1	0	1	0	-	-	-	-	-

## KINGS PLAYERS IN THE SYSTEM



### ZACHARY LESLIE

**Position:** Defense / **Shoots:** Left  
**Height:** 6-0 / **Weight:** 175  
**Age:** 21 (Turns 22 on Jan. 31, 2016)  
**Birthplace:** Ottawa, Ontario  
 (Jan. 31, 1994)

**ACQUIRED BY KINGS:** Selected by the Kings in the sixth round (178th overall) in the 2013 NHL Draft.

**2014-15:** Registered a career-high 37 assists on his way to 48 points (11-37=48) in 57 games with Guelph (OHL)... Led Storm defensemen in goals, assists, points and power-play goals (five)...Among league defensemen he tied for 10th in points and tied for eighth in assists...Missed the end of the season and the playoffs after needing season-ending shoulder surgery.

CAREER STATS												
SEASON TEAM	LGE	REGULAR SEASON				PLAYOFFS				GP	G	PTS
		GP	G	A	PTS	PIM	GP	G	A	PTS		
2011-12 Guelph Storm	OHL	65	2	15	17	54	5	0	0	0	4	
2012-13 Guelph Storm	OHL	68	12	28	40	58	5	0	1	1	4	
2013-14 Guelph Storm	OHL	60	14	36	50	39	20	1	9	10	22	
2014-15 Guelph Storm	OHL	57	11	37	48	57	-	-	-	-	-	




### VINCENT LOVERDE

**Position:** Defense / **Shoots:** Right  
**Height:** 5-11 / **Weight:** 209  
**Age:** 26 (Turns 27 on April 14, 2016)  
**Birthplace:** Chicago, IL  
 (April 14, 1989)

**ACQUIRED BY KINGS:** Signed by the Kings as an unrestricted free agent on May 14, 2014.

**2014-15:** Named the captain in Manchester, leading them to the franchise's first Calder Cup Championship... Tallied 20 points (9-11=20), a plus-11 rating and 63 penalty minutes in 63 regular-season games...Registered 10 points (2-8-10), a plus-13 rating and 27 penalty minutes while appearing in all 19 of the Monarchs postseason games.

CAREER STATS												
SEASON TEAM	LGE	REGULAR SEASON				PLAYOFFS				GP	G	PTS
		GP	G	A	PTS	PIM	GP	G	A	PTS		
2005-06 Waterloo Black Hawks	USHL	53	5	6	11	78	-	-	-	-	-	
2006-07 Waterloo Black Hawks	USHL	46	4	17	21	96	9	1	2	3	31	
2007-08 Miami University (Ohio)	NCAA	42	0	8	8	29	-	-	-	-	-	
2008-09 Miami University (Ohio)	NCAA	38	1	7	8	40	-	-	-	-	-	
2009-10 Miami University (Ohio)	NCAA	40	3	8	11	48	-	-	-	-	-	
2010-11 Miami University (Ohio)	NCAA	39	2	7	9	28	-	-	-	-	-	
2011-12 Ontario Reign	ECHL	64	5	19	24	54	5	0	1	1	0	
2012-13 Ontario Reign	ECHL	27	7	10	17	15	-	-	-	-	-	
2012-13 Manchester Monarchs	AHL	51	2	11	13	30	4	0	0	0	2	
2013-14 Manchester Monarchs	AHL	70	2	18	20	46	4	0	0	0	0	
2014-15 Manchester Monarchs	AHL	63	9	11	20	63	19	2	8	10	27	




### JOEL LOWRY

**Position:** Left Wing / **Shoots:** Left  
**Height:** 6-2 / **Weight:** 185  
**Age:** 23 (Turns 24 on Nov. 15, 2015)  
**Birthplace:** Calgary, Alberta  
 (Nov. 15, 1991)

**ACQUIRED BY KINGS:** Selected by the Kings in the fifth round (140th overall) in the 2011 NHL Entry Draft.

**2014-15:** Registered eight points (4-4=8) in 11 games during his senior season at Cornell (NCAA)...A back injury cut his season short, causing him to miss the majority of the year.

CAREER STATS												
SEASON TEAM	LGE	REGULAR SEASON				PLAYOFFS				GP	G	PTS
		GP	G	A	PTS	PIM	GP	G	A	PTS		
2008-09 Oskotsk Oilers	AJHL	3	0	0	0	0	-	-	-	-	-	
2009-10 Victoria Grizzlies	BCHL	57	15	29	44	55	6	1	4	5	2	
2010-11 Victoria Grizzlies	BCHL	42	24	43	67	35	12	5	12	17	6	
2011-12 Cornell University	NCAA	35	6	16	22	47	-	-	-	-	-	
2012-13 Cornell University	NCAA	33	12	11	23	55	-	-	-	-	-	
2013-14 Cornell University	NCAA	32	7	17	24	39	-	-	-	-	-	
2014-15 Cornell University	NCAA	11	4	4	8	14	-	-	-	-	-	



### KURTIS MACDERMID

**Position:** Defense / **Shoots:** Left  
**Height:** 6-5 / **Weight:** 208  
**Age:** 21 (Turns 22 on March 25, 2016)  
**Birthplace:** Sauble Beach, Ontario  
 (March 25, 1994)

**ACQUIRED BY KINGS:** Signed by the Kings as an unrestricted free agent on Sept. 12, 2012.

**2014-15:** Tallied a career-high 40 points (8-32=40), a plus-20 rating and 129 penalty minutes in 61 games with Erie (OHL)...set career-highs in goals, assists, points and power-play goals (five)...Rankings among Erie defensemen were the following: tied for second in goals, third in points, third in assists, tied for third in plus/minus and first in penalty minutes (led the team and tied for seventh in the league)...Helped Erie to the OHL championship with five points (0-5=5), a plus-2 rating and 23 penalty minutes in 12 postseason games, before falling in five games to Oshawa.

CAREER STATS												
SEASON TEAM	LGE	REGULAR SEASON				PLAYOFFS				GP	G	PTS
		GP	G	A	PTS	PIM	GP	G	A	PTS		
2011-12 Owen Sound Attack	OHL	9	0	2	2	7	-	-	-	-	-	
2012-13 Owen Sound Attack	OHL	65	1	7	8	110	12	0	3	3	11	
2013-14 Owen Sound Attack	OHL	38	5	12	17	90	-	-	-	-	-	
2013-14 Erie Otters	OHL	28	2	1	3	75	12	0	3	3	29	
2014-15 Erie Otters	OHL	61	8	32	40	129	12	0	5	5	23	

## KINGS PLAYERS IN THE SYSTEM



### MICHAEL MERSCH

**Position:** Left Wing / **Shoots:** Left  
**Height:** 6-2 / **Weight:** 218  
**Age:** 23 (Turns 24 on Oct. 2, 2016)  
**Birthplace:** Park Ridge, Ill.  
 (Oct. 2, 1992)

**ACQUIRED BY KINGS:** Selected by the Kings in the fourth round (110th overall) in the 2011 NHL Entry Draft.

**2014-15:** Played in his first full professional season with Manchester (AHL), posting 45 points (22-23=45), a plus-20 rating and 25 penalty minutes while playing in all 76 regular-season games (one of only two Monarch players to do so)...Rankings among AHL rookies were the following: tied for second in goals, tied for seventh in points, tied for third in power-play goals (seven), tied for second in shorthanded goals (two), fourth in plus/minus and second in shots (223; eighth overall)...Tied for the AHL lead in points during the postseason with 22 (13-9=22), with a plus-14 rating and eight penalty minutes in 18 games...Ranked first among rookies in goals (also led the league), points, plus-minus and shorthanded goals (one), while tying for first in assists and power-play goals (three), and ranking second in game-winning goals (three)...Tallied four separate three-point games during the postseason, including a hat trick (first career postseason hat trick and second professionally; also March 27, 2015 at Hershey), May 23 vs. Hartford.

**INTERNATIONAL PLAY:** Played for Team USA at the following tournament: 2008 U17 Five Nations Tournament.

CAREER STATS												
SEASON TEAM	LGE	REGULAR SEASON				PLAYOFFS				GP	G	PTS
		GP	G	A	PTS	PIM	GP	G	A	PTS		
2008-09 U.S. National Under-18 Team	NAHL	42	15	13	28	50	-	-	-	-	-	
2009-10 U.S. National Development Team	USHL	26	4	4	8	22	-	-	-	-	-	
2010-11 U of Wisconsin	NCAA	41	8	11	19	32	-	-	-	-	-	
2011-12 U of Wisconsin	NCAA	37	14	16	30	37	-	-	-	-	-	
2012-13 U of Wisconsin	NCAA	42	23	13	36	22	-	-	-	-	-	
2013-14 U of Wisconsin	NCAA	37	22	13	35	18	-	-	-	-	-	
2013-14 Manchester Monarchs	AHL	7	2	1	3	2	4	0	1	1	2	
2014-15 Manchester Monarchs	AHL	76	22	23	45	25	18	13	9	22	8	




### BRIAN O'NEILL

**Position:** Right Wing / **Shoots:** Right  
**Height:** 5-9 / **Weight:** 172  
**Age:** 27 (Turns 28 on June 1, 2016)  
**Birthplace:** Yardley, Pa.  
 (June 1, 1988)

**ACQUIRED BY KINGS:** Signed by the Kings as an unrestricted free agent on March 15, 2012.

**2014-15:** Tallied a career-high 80 points (22-58=80), a plus-30 rating and 55 penalty minutes...Rankings among AHL skaters were the following: first in points, first in assists, tied for first in plus-minus, tied for fourth in game-winning goals (seven) and tied for eighth in power-play assists (17)...Awarded the Les Cunningham Award as the AHL's most valuable player during the regular season...Registered a five assist night (0-5=5), Dec. 17 at Portland and followed that up with a four assist game (0-4=4), Dec. 19 vs. Worcester...Finished third in the league in points during the playoffs, posting 20 points (10-10=20), a plus-15 rating and 12 penalty minutes in 19 postseason games...Ranked tied for third in goals, ninth in assists, first in plus-minus and tied for fifth in power-play assists (four).

CAREER STATS												
SEASON TEAM	LGE	REGULAR SEASON				PLAYOFFS				GP	G	PTS
		GP	G	A	PTS	PIM	GP	G	A	PTS		
2007-08 Chicago Steel	USHL	60	23	38	61	40	7	3	2	5	10	
2008-09 Yale University	NCAA	33	12	14	26	37	-	-	-	-	-	
2009-10 Yale University	NCAA	34	16	29	45	20	-	-	-	-	-	
2010-11 Yale University	NCAA	36	20	26	46	39	-	-	-	-	-	
2011-12 Yale University	NCAA	35	21	25	46	26	-	-	-	-	-	
2011-12 Manchester Monarchs	AHL	12	1	2	4	4	4	0	1	1	6	
2012-13 Manchester Monarchs	AHL	49	3	12	15	18	4	1	0	1	2	
2013-14 Manchester Monarchs	AHL	60	26	21	47	39	-	-	-	-	-	
2014-15 Manchester Monarchs	AHL	71	22	58	80	55	19	10	10	20	12	



### ALEX ROACH

**Position:** Defense / **Shoots:** Left  
**Height:** 6-5 / **Weight:** 224  
**Age:** 22 (Turns 23 on April 19, 2016)  
**Birthplace:** Quesnel, British Columbia  
 (April 19, 1993)

**ACQUIRED BY KINGS:** Signed by the Kings as an unrestricted free agent on Sept. 26, 2011.

**2014-15:** Played in 60 regular-season games with Ontario (ECHL) in his first full professional season...Tallied 16 points (2-14=16), a plus-16 rating and 51 points...In 19 postseason games with the Reign he totaled six points (2-4=6), a plus-9 rating and 28 penalty minutes.

CAREER STATS												
SEASON TEAM	LGE	REGULAR SEASON				PLAYOFFS				GP	G	PTS
		GP	G	A	PTS	PIM	GP	G	A	PTS		
2009-10 Quesnel Millionaires	BCHL	4	0	0	0	2	-	-	-	-	-	
2010-11 Calgary Hitmen	WHL	61	4	12	16	77	-	-	-	-	-	
2011-12 Calgary Hitmen	WHL	61	4	14	18	78	5	1	2	3	2	
2012-13 Calgary Hitmen	WHL	62	15	34	49	72	17	2	4	6	12	
2013-14 Ontario Reign	ECHL	5	0	3	3	0	-	-	-	-	-	
2013-14 Calgary Hitmen	WHL	56	12	32	44	59	6	1	1	2	8	
2014-15 Ontario Reign	ECHL	60	2	14	16	51	19	2	4	6	28	

# THE PLAYERS



**ACQUIRED BY KINGS:** Signed by the Kings as an unrestricted free agent on Oct. 7, 2013.



**DAMIR SHARIPZYANOV**

**ACQUIRED BY KINGS:** Signed by the Kings as an unrestricted free agent on Aug. 27, 2015.


**JORDAN WEAL**

**ACQUIRED BY KINGS:** Selected by the Kings in the third round (70th overall) in the 2010 NHL Entry Draft.

**2014-15:** Tallied a career-high 49 assists as part of his 69 points during the regular-season (20-49=69)... Ranked third in the AHL in points and assists, and also posted a plus-11 rating (eighty among Monarch forwards)...Tied for first in the AHL in points during the postseason with 22 (10-12=22) and also posted a plus-12 rating...Registered his first postseason hat trick (3-0=3), May 11 at Wilkes-Barre/Scranton...Awarded the Jack A. Butterfield trophy as the most valuable player during the postseason, becoming the first Monarchs player to win this award.

2011-12	Regina Pats	WHL	70	41	75	116	36	5	1	4	5	0
2011-12	Manchester Monarchs	AHL	2	0	0	0	0	-	-	-	-	-
2012-13	Manchester Monarchs	AHL	63	15	18	33	38	4	0	2	3	4
2013-14	Manchester Monarchs	AHL	76	23	47	40	46	4	0	2	3	2
2014-15	Manchester Monarchs	AHL	73	29	49	69	56	19	10	12	22	16

**INTERNATIONAL PLAY:** Played for Team Canada at the following tournaments: World U18 Championships (2010, 6 GP, 3-6=9, led club in points)...2009 Ivan Hlinka Tournament (gold medal).



## VALENTIN ZYKOV

**ACQUIRED BY KINGS:** Selected by the Kings in the second round (37th overall) in the 2013 NHL Draft.

**2014-15:** Started the season with Baie-Comeau (QMJHL), posting 18 points (6-12=18) and 22 penalty minutes in 16 games...Traded mid-season to Gatineau, where he put up 28 points (15-13=28), a plus-2 rating and 38 penalty minutes in 26 regular-season games...Posted seven points (3-4=7), a plus-1 rating and 20 penalty minutes in 11 postseason games.

**INTERNATIONAL PLAY:** Played for Team Russia at the following tournaments: World Junior Championships (2014, 7GP, 0-0=0, bronze medal)...U17 World Hockey Challenge (2012, 5 GP, 0-0=0).

CAREER STATS												
		REGULAR SEASON						PLAYOFFS				
SEASON	TEAM	LGE	GP	G	A	PTS	PIM	GP	G	A	PTS	PIM
2013-14	Owen Sound Attack	OHL	67	5	11	16	65	5	0	1	1	0
2014-15	Owen Sound Attack	OHL	66	9	25	34	59	5	1	2	3	6

CAREER STATS												
SEASON	TEAM	REGULAR SEASON						PLAYOFFS				
		LEGE	GP	G	A	PTS	PIM	GP	G	A	PTS	PIM
2007-08	Regina Pats	WHL	3	0	1	1	0	4	0	0	0	0
2008-09	Regina Pats	WHL	65	16	54	70	26	-	-	-	-	-
2009-10	Regina Pats	WHL	72	35	67	102	54	-	-	-	-	-
2010-11	Regina Pats	WHL	72	43	53	96	70	-	-	-	-	-
2010-11	Manchester Monarchs	AHL	7	0	1	1	0	-	-	-	-	-
2011-12	Regina Pats	WHL	70	41	75	116	36	5	1	4	5	0
2011-12	Manchester Monarchs	AHL	2	0	0	0	0	-	-	-	-	-
2012-13	Manchester Monarchs	AHL	63	15	18	33	38	4	0	2	2	4
2013-14	Manchester Monarchs	AHL	76	23	47	70	42	4	0	3	3	2
2014-15	Manchester Monarchs	AHL	73	29	49	69	56	19	10	12	22	16

CAREER STATS												
SEASON	TEAM	REGULAR SEASON					PLAYOFFS					
		LGE	GP	G	A	PTS	PIM	GP	G	A	PTS	PIM
2011-12	CSKA-Red Army	MHL	52	5	6	11	105	18	0	2	2	4
2012-13	Baie-Comeau Drakkar	QMJHL	67	40	35	75	60	19	10	9	19	18
2013-14	Baie-Comeau Drakkar	QMJHL	53	23	40	63	70	22	7	15	22	14
2014-15	Baie-Comeau Drakkar	QMJHL	16	12	13	18	22	--	--	--	--	--
2014-15	Gatineau Olympiques	QMJHL	26	15	23	28	38	11	3	4	7	20

## KINGS PROSPECTS



**ACQUIRED BY KINGS:** Selected by the Kings in the third round (90th overall) in the 2014 NHL Draft.

CAREER STATS		REGULAR SEASON						PLAYOFFS					
SEASON	TEAM	LGE	GP	G	A	PTS	PIM	GP	G	A	PTS	PIM	
2012-13	Brampton Battalion	OHL	63	6	13	19	8	5	0	0	0	0	
2013-14	North Bay Battalion	OHL	64	12	26	38	14	22	4	5	9	2	
2014-15	North Bay Battalion	OHL	68	24	47	71	18	15	6	9	15	4	



**Position:** Center / **Shoots:** Left  
**Height:** 6-4 / **Weight:** 200  
**Age:** 19 (Turns 20 on Sept. 27, 2016)  
**Birthplace:** Langeepas, Russia  
 (Sept. 27, 1996)

**ACQUIRED BY KINGS:** Selected by the Kings in the third round (74th overall) in the 2015 NHL Draft.

CAREER STATS		REGULAR SEASON						PLAYOFFS					
SEASON	TEAM	LGE	GP	G	A	PTS	PIM	GP	G	A	PTS	PIM	
2012-13	<i>Sputnik Almetievsk</i>	MHLB	12	1	1	2	24	7	0	2	2	4	
2013-14	SKA-1946 St. Petersburg	MHL	46	12	9	21	30	10	1	1	2	2	
2014-15	SKA-1946 St. Petersburg	MHL	45	10	29	39	52	19	11	7	18	10	



**Position:** Goal / **Catches:** Left  
**Height:** 6-4 / **Weight:** 168  
**Age:** 19 (Turns 20 on May 5, 2016)  
**Birthplace:** Nanaimo, British Columbia  
(May 5, 1996)

**ACQUIRED BY KINGS:** Selected by the Kings in the fifth round (150th overall) in the 2014 NHL Draft.

CAREER STATS		REGULAR SEASON									
SEASON	TEAM	LGE	GP	MIN	GA	SO	GA	W	L	SVS	PCT
2012-13	Westshore Wolves	VUHL	24	1,299	91	3	421	9	13	0	.890
2013-14	Victoria Grizzlies	BCHL	33	1,911	88	1	276	21	7	2	.885
2014-15	Ti-City Storm	USHL	41	2,302	87	3	227	23	11	4	.928
PLAYOFFS											
SEASON	TEAM	LGE	GP	MIN	GA	SO	GA	W	L	SVS	PCT
2012-13	Westshore Wolves	VUHL	2	94	3	0	191	1	0	0	.892
2013-14	Victoria Grizzlies	BCHL	9	540	23	2	256	4	4	227	.908
2014-15	Ti-City Storm	USHL	6	359	13	0	177	4	2	155	.923



**Position:** Defense / **Shoots:** Left  
**Height:** 6-0 / **Weight:** 185  
**Age:** 21 (Turns 22 on June 27, 2016)  
**Birthplace:** Excelsior, Minn.  
 (June 27, 1994)

**ACQUIRED BY KINGS:** Selected by the Kings in the fourth round (120th overall) in the 2014 NHL Draft.

CAREER STATS		REGULAR SEASON						PLAYOFFS				
SEASON	TEAM	LGE	GP	G	A	PTS	PIM	GP	G	A	PTS	PIM
2012-13	Aberdeen Wings	NAHL	59	6	17	23	32	-	-	-	-	-
2013-14	Omaha Lancers	USHL	56	5	26	31	6	4	0	2	2	0
2014-15	U of Minnesota	NCAA	11	0	1	1	4	-	-	-	-	-



**Position:** Left Wing / **Shoots:** Left  
**Height:** 6-2 / **Weight:** 179  
**Age:** 20 (Turns 21 on Aug. 21, 2016)  
**Birthplace:** Plzen, Czech Republic  
(Aug. 21, 1995)

**ACQUIRED BY KINGS:** Selected by the Kings in the seventh round (191st overall) in the 2013 NHL Draft.

CAREER STATS			REGULAR SEASON				PLAYOFFS					
SEASON	TEAM	LG	GP	G	A	PTS	GP	G	A	PTS	PIM	
2011-12	HC Plzen U18	Czech U18	20	22	16	38	12	2	3	0	3	2
2011-12	HC Plzen U20	Czech U20	24	11	6	17	22	2	1	2	3	0
2011-12	HC Plzen	Czech	8	1	0	1	0	-	-	-	-	-
2012-13	Sudbury Wolves	OHL	67	17	17	34	25	9	3	3	6	4
2013-14	Sudbury Wolves	OHL	36	13	10	23	35	-	-	-	-	-
2013-14	Kitchener Rangers	OHL	23	5	1	6	11	-	-	-	-	-
2014-15	HC Plzen U20	Czech U20	16	18	9	27	14	4	3	2	5	2
2014-15	HC Plzen	Czech	35	3	4	7	35	4	1	1	2	2



**Position:** Defense / **Shoots:** Right  
**Height:** 6-1 / **Weight:** 186  
**Age:** 23 (Turns 24 on Sept. 6, 2016)  
**Birthplace:** Grand Forks, N.D.  
 (Sept 6, 1992)

**ACQUIRED BY KINGS:** Selected by the Kings in the sixth round (181st overall) in the 2012 NHL Draft.

CAREER STATS		REGULAR SEASON						PLAYOFFS					
SEASON	TEAM	LGE	GP	G	A	PTS	PIM	GP	G	A	PTS	PIM	
2010-11	Alexandria Blizzard	NAHL	56	3	19	22	58	3	0	2	2	2	
2011-12	Lincoln Stars	USHL	56	9	25	34	27	8	1	2	3	2	
2012-13	Lincoln Stars	USHL	62	12	37	49	20	5	1	1	2	0	
2013-14	U. of North Dakota	NCAA	4	6	15	21	23	-	-	-	-	-	
2014-15	U. of North Dakota	NCAA	41	5	17	22	35	-	-	-	-	-	

## KINGS PROSPECTS

### ALEX LINTUNIEMI

**Position:** Defense / **Shoots:** Left  
**Height:** 6-3 / **Weight:** 231  
**Age:** 20 (Turns 21 on Sep. 23, 2016)  
**Birthplace:** Helsinki, Finland  
(Sept. 23, 1995)



**ACQUIRED BY KINGS:** Selected by the Kings in the second round (60th overall) in the 2014 NHL Draft.

CAREER STATS		REGULAR SEASON					PLAYOFFS				
SEASON	TEAM	LGE	GP	G	A	PTS	PIM	GP	G	A	PTS
2012-13	Jokerit U20	Jr. A SM-Liiga	38	4	10	14	76	-	-	-	-
2013-14	Ottawa 67's	OHL	68	4	17	21	26	-	-	-	-
2014-15	Ottawa 67's	OHL	58	7	29	36	22	6	1	2	3
2014-15	Manchester Monarchs AHL	AHL	4	0	1	1	0	-	-	-	-

### JAKE MARCHMENT

**Position:** Center / **Shoots:** Right  
**Height:** 6-3 / **Weight:** 205  
**Age:** 20 (Turns 21 on May 20, 2016)  
**Birthplace:** Ajax, Ontario  
(May 20, 1995)



**ACQUIRED BY KINGS:** Selected by the Kings in the sixth round (157th overall) in the 2014 NHL Draft.

CAREER STATS		REGULAR SEASON					PLAYOFFS				
SEASON	TEAM	LGE	GP	G	A	PTS	PIM	GP	G	A	PTS
2012-13	Wellington Dukes	OJHL	49	7	13	20	50	5	1	1	2
2013-14	Belleville Bulls	OHL	57	10	22	32	53	-	-	-	-
2014-15	Belleville Bulls	OHL	22	6	6	12	16	-	-	-	-
2014-15	Erie Otters	OHL	29	4	7	11	29	19	8	6	14

### JACOB MIDDLETON

**Position:** Defense / **Shoots:** Left  
**Height:** 6-2 / **Weight:** 200  
**Age:** 19 (Turns 20 on Jan. 2, 2016)  
**Birthplace:** Stratford, Ontario  
(Jan. 2, 1996)




**ACQUIRED BY KINGS:** Selected by the Kings in the seventh round (210th overall) in the 2014 NHL Draft.

CAREER STATS		REGULAR SEASON					PLAYOFFS				
SEASON	TEAM	LGE	GP	G	A	PTS	PIM	GP	G	A	PTS
2012-13	Owen Sound Attack	OHL	14	0	1	1	7	-	-	-	-
2012-13	Ottawa 67's	OHL	15	1	3	4	18	-	-	-	-
2013-14	Ottawa 67's	OHL	65	2	21	23	64	-	-	-	-
2014-15	Ottawa 67's	OHL	64	4	23	27	62	6	1	1	2

### MATTHEW MISTELE

**Position:** Left Wing / **Shoots:** Left  
**Height:** 6-1 / **Weight:** 190  
**Age:** 19 (Turns 20 on Oct. 17, 2015)  
**Birthplace:** Whitby, Ontario  
(Oct. 17, 1995)



**ACQUIRED BY KINGS:** Selected by the Kings in the sixth round (180th overall) in the 2014 NHL Draft.

CAREER STATS		REGULAR SEASON					PLAYOFFS				
SEASON	TEAM	LGE	GP	G	A	PTS	PIM	GP	G	A	PTS
2011-12	Plymouth Whalers	OHL	28	3	2	5	33	12	2	3	5
2012-13	Plymouth Whalers	OHL	68	34	26	60	69	9	3	2	5
2013-14	Plymouth Whalers	OHL	56	18	37	55	50	0	2	2	2
2014-15	Plymouth Whalers	OHL	35	24	18	42	19	-	-	-	-
2014-15	Oshawa Generals	OHL	25	13	9	22	15	21	13	3	16

### OSCAR MOLLER

**Position:** Center / **Shoots:** Right  
**Height:** 5-10 / **Weight:** 189  
**Age:** 26 (Turns 27 on Jan. 22, 2016)  
**Birthplace:** Stockholm, Sweden  
(Jan. 22, 1989)



**ACQUIRED BY KINGS:** Selected by the Kings in the second round (52nd overall) in the 2007 NHL Entry Draft.

CAREER STATS		REGULAR SEASON					PLAYOFFS				
SEASON	TEAM	LGE	GP	G	A	PTS	PIM	GP	G	A	PTS
2006-07	Chilliwack Bruins	WHL	68	32	37	69	50	5	0	3	3
2007-08	Chilliwack Bruins	WHL	63	39	44	83	42	4	2	1	3
2007-08	Manchester Monarchs	AHL	-	-	-	-	-	2	0	1	0
2008-09	Los Angeles Kings	NHL	40	7	8	15	16	-	-	-	-
2008-09	Manchester Monarchs	AHL	8	2	3	5	6	-	-	-	-
2009-10	Manchester Monarchs	AHL	43	15	18	33	20	16	2	5	7
2009-10	Los Angeles Kings	NHL	34	4	3	7	4	-	-	-	-
2010-11	Manchester Monarchs	AHL	59	23	27	50	34	-	-	-	-
2010-11	Los Angeles Kings	NHL	13	1	3	4	2	1	0	0	0
2011-12	Skelleftea HC	SEL	54	14	14	28	6	19	7	7	14
2012-13	Skelleftea HC	SEL	28	18	8	26	2	13	5	5	10
2013-14	Skelleftea HC	SHL	48	27	18	45	14	5	13	18	2
2014-15	KHL Bars Kazan	KHL	54	14	18	32	6	20	9	3	12
NHL/KINGS Totals			87	12	14	26	22	1	0	0	0

### NIKOLAY PROKHORKIN

**Position:** Left Wing / **Shoots:** Left  
**Height:** 6-2 / **Weight:** 191  
**Age:** 22 (Turns 23 on Sept. 17, 2016)  
**Birthplace:** Chelyabinsk, Russia  
(Sept. 17, 1993)




**ACQUIRED BY KINGS:** Selected by the Kings in the fourth round (121st overall) in the 2012 NHL Draft.

CAREER STATS		REGULAR SEASON					PLAYOFFS				
SEASON	TEAM	LGE	GP	G	A	PTS	PIM	GP	G	A	PTS
2010-11	CSKA Moscow	MHL	46	23	17	40	42	16	3	5	8
2010-11	CSKA Moscow	KHL	6	0	0	0	0	-	-	-	-
2011-12	CSKA Moscow	KHL	15	1	1	2	4	4	0	1	2
2011-12	CSKA Moscow	MHL	15	9	17	26	47	16	2	9	11
2012-13	Manchester Monarchs	AHL	8	0	1	1	6	-	-	-	-
2012-13	CSKA Moscow	KHL	14	2	1	3	10	9	3	1	4
2012-13	THK Iver	VHL	5	2	2	4	4	-	-	-	-
2013-14	CSKA Moscow	KHL	52	19	18	37	47	4	1	1	2
2014-15	CSKA Moscow	KHL	41	9	11	20	15	4	0	0	0
2014-15	Buran Voronezh	VHL	7	1	0	1	4	-	-	-	-

### CHAZ REDDEKOPP

**Position:** Defense / **Shoots:** Left  
**Height:** 6-3 / **Weight:** 219  
**Age:** 18 (Turns 19 on Jan. 1, 2016)  
**Birthplace:** Abbotsford, British Columbia  
(Jan. 1, 1997)



**ACQUIRED BY KINGS:** Selected by the Kings in the seventh round (187th overall) in the 2015 NHL Draft.

CAREER STATS		REGULAR SEASON					PLAYOFFS				
SEASON	TEAM	LGE	GP	G	A	PTS	PIM	GP	G	A	PTS
2012-13	Victoria Royals	WHL	1	0	0	0	0	-	-	-	-
2013-14	Victoria Royals	WHL	40	1	8	9	33	2	0	0	0
2014-15	Victoria Royals	WHL	72	5	16	21	53	10	0	2	2

### MATT ROY

**Position:** Defense / **Shoots:** Right  
**Height:** 6-0 / **Weight:** 200  
**Age:** 20 (Turns 21 on March 1, 2016)  
**Birthplace:** Canton, Mich.  
(March 1, 1995)



**ACQUIRED BY KINGS:** Selected by the Kings in the seventh round (194th overall) in the 2015 NHL Draft.

CAREER STATS		REGULAR SEASON					PLAYOFFS				
SEASON	TEAM	LGE	GP	G	A	PTS	PIM	GP	G	A	PTS
2012-13	Indiana Ice	USHL	10	1	2	3	4	-	-	-	-
2013-14	Indiana Ice	USHL	24	4	5	9	21	12	2	4	6
2014-15	Michigan Tech	NCAA	36	0	9	9	22	-	-	-	-

### MATT SCHMALZ

**Position:** Right Wing / **Shoots:** Right  
**Height:** 6-6 / **Weight:** 209  
**Age:** 19 (Turns 20 on March 21, 2016)  
**Birthplace:** Dunnville, Ontario  
(March 21, 1996)



**ACQUIRED BY KINGS:** Selected by the Kings in the fifth round (134th overall) in the 2015 NHL Draft.

CAREER STATS		REGULAR SEASON					PLAYOFFS				
SEASON	TEAM	LGE	GP	G	A	PTS	PIM	GP	G	A	PTS
2012-13	Kitchener Rangers	OHL	25	1	0	1	8	-	-	-	-
2012-13	Sudbury Wolves	OHL	24	3	6	9	13	9	1	2	2
2013-14	Sudbury Wolves	OHL	66	3	5	8	60	5	0	0	0
2014-15	Sudbury Wolves	OHL	66	24	16	40	68	-	-	-	-



## KINGS PROSPECTS

### AUSTIN WAGNER

**Position:** Left Wing / **Shoots:** Left  
**Height:** 6-1 / **Weight:** 178  
**Age:** 18 (Turns 19 on June 23, 2016)  
**Birthplace:** Calgary, Alberta  
(June 23, 1995)



**ACQUIRED BY KINGS:** Selected by the Kings in the fourth round (99th overall) in the 2015 NHL Draft.

CAREER STATS		REGULAR SEASON					PLAYOFFS				
SEASON	TEAM	LGE	GP	G	A	PTS	PIM	GP	G	A	PTS
2012-13	Regina Pats	WHL	1	0	0	0	0	-	-	-	-
2013-14	Regina Pats	WHL	42	1	1	2	18	2	0	0	0
2014-15	Regina Pats	WHL	61	20	19	39	53	9	1	2	3

### SPENCER WATSON

**Position:** Right Wing / **Shoots:** Right  
**Height:** 5-10 / **Weight:** 170  
**Age:** 19 (Turns 20 on Apr. 25, 2016)  
**Birthplace:** London, Ontario  
(Apr. 25, 1996)



**ACQUIRED BY KINGS:** Selected by the Kings in the seventh round (209th overall) in the 2014 NHL Draft.

CAREER STATS		REGULAR SEASON					PLAYOFFS				
SEASON	TEAM	LGE	GP	G	A	PTS	PIM	GP	G	A	PTS
2012-13	Kingston Frontenacs	OHL	63	23	20	43	18	2	1	1	2
2013-14	Kingston Frontenacs	OHL	65	33	35	68	16	7	1	4	5
2014-15	Kingston Frontenacs	OHL	41	20	28	48	10	4	0	1	1

## KINGS 2015 NHL DRAFT SELECTIONS

RD/PICK	PLAYER	POS	HT	WT	AGE	2014-15 CLUB	GP	G	A	PTS	PIM
2/43rd	Erik Cernak	D	6-3	207	18	Kosice (Slovakia)	43	5	8	13	16
3/74th	Alexander Dergachyov	C	6-4	200	18	SKA-1946 (Russia)	45	10	29	39	52
4/99th	Austin Wagner	LW	6-1	178	18	Regina (WHL)	61	20	19	39	53
5/134th	Matt Schmalz	RW	6-6	209	19	Sudbury (OHL)	66	24	16	40	68
7/187th	Chaz Reddekopp	D	6-3	219	18	Victoria (WHL)	72	5	16	21	53
7/194th	Matt Roy	D	6-0	200	20	Michigan Tech (NCAA)	36	0	9	9	22

# STAPLES®

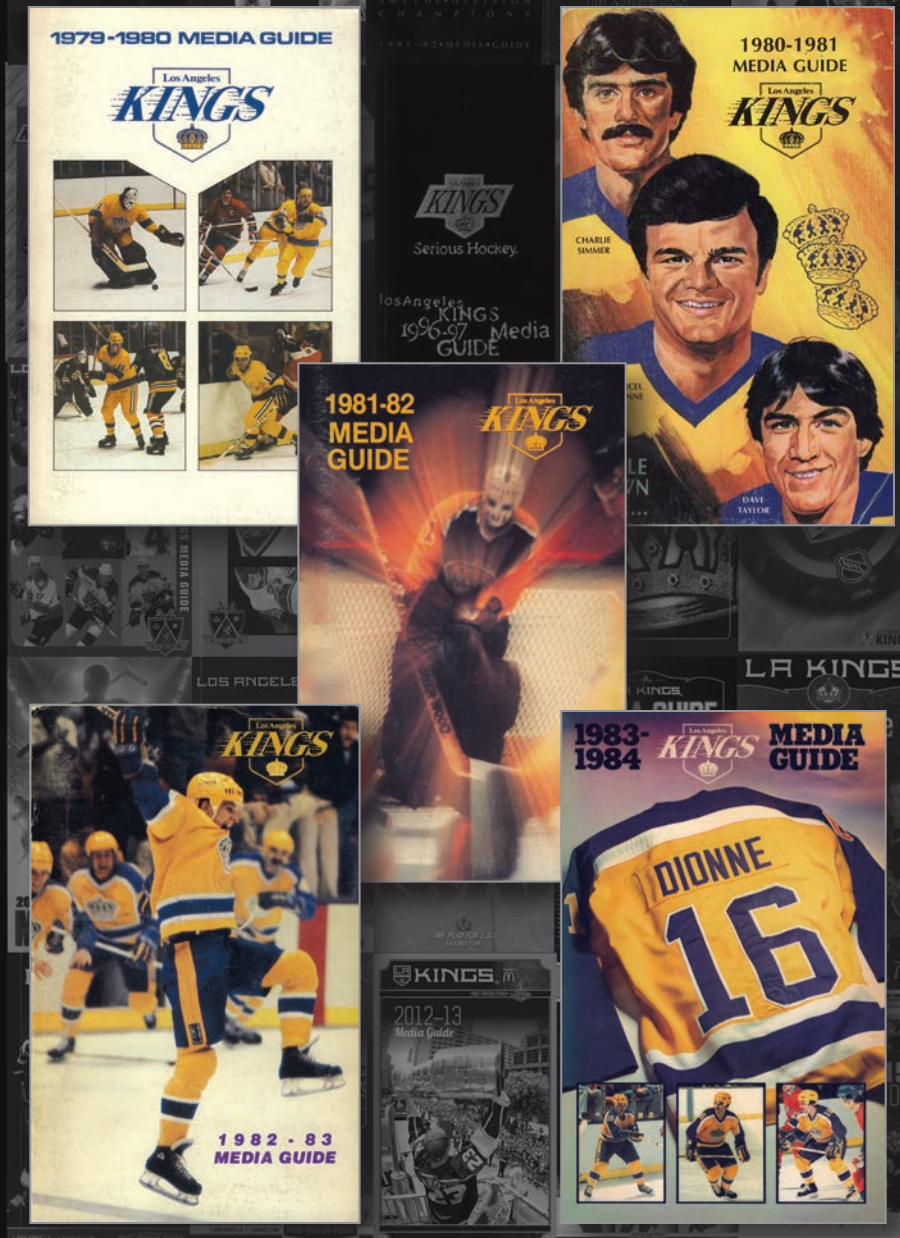
**MAKE**  
a power play  
**HAPPEN**

Give your business an advantage.



Easy Button is a registered trademark of Staples the Office Superstore, LLC.

## IN THE COMMUNITY



# KINGS IN THE COMMUNITY

The LA Kings are proud to be an integral part of the Los Angeles community both on and off the ice. With the help of players, alumni and staff, the organization is committed to creating opportunities, raising funds and driving awareness for educational, recreational and health-related causes.

A cornerstone of the team's outreach to the community is the Kings Care Foundation (Federal Tax ID #95-4443065), the award winning, non-profit children's charity of the LA Kings. Formed in 1996, the Kings Care Foundation has donated over \$8 Million in monetary and in-kind support to local organizations.

Among the foundation's ongoing pledges to the city of Los Angeles is a \$1,000,000 commitment to the LA Kings BloodMobile which serves to increase the much needed collection of life-saving blood products for the most seriously ill and injured children at Children's Hospital Los Angeles, a \$1,000,000 donation to Camp Ronald McDonald for Good Times to fund the construction of the camp's Dining Hall and Activity Center and a \$2,500,000 commitment to Discovery Cube Los Angeles to construct and maintain the "Science of Hockey" permanent, educational exhibit.

Additionally, community programs such as "Fit To Be King Runners Club", "Bailey's LA Kings Royal Readers" and "LA Kings Street Knights" serve as cost-free or low-cost resources for the local community. It is through these grassroots initiatives, among others, that the team is able to effect positive change and promote health, education and recreation in Los Angeles.

In all, the team's efforts are estimated to make a direct impact on the lives of nearly one million children annually.



For more information  
regarding LA Kings signature  
community programs or  
the Kings Care Foundation  
please visit  
[lakings.com/community](http://lakings.com/community)  
or email [aellis@lakings.com](mailto:aellis@lakings.com)



# LA KINGS ALUMNI ASSOCIATION PRESENTED BY TOYOTA



As proud members of the Los Angeles Kings extended family, the Los Angeles Kings Alumni Association's goal is to work in cooperation with the Kings Hockey Development department as well as support the efforts of the Kings Care Foundation.

Their main focus is on providing assistance to local youth and adult hockey programs and emphasizing teaching both the physical and mental fundamentals of hockey, along with developing teamwork and a positive attitude.


Some of the programs the Alumni Association participates in include the Los Angeles Kings Youth Hockey Camp and Mini Camps, the Los Angeles Kings Fantasy Camp, Daryl Evans' Clinics and Workshops, Tip-A-King, the Los Angeles Kings Golf Tournament, the Annual

Rivalry No Limit Hold'em Charity Poker Tournament presented by San Manuel Indian Bingo & Casino, Sunset Sip hosted by Jim Fox, Taste of the South Bay, and the Los Angeles Kings Rink Tour.

The Alumni Association strives to be ambassadors for the Los Angeles Kings and its community related endeavors as well as for the great game of hockey.

Follow the LA Kings Alumni Association presented by Toyota on Facebook at:  
[www.facebook.com/LAKingsAlumniAssociation](http://www.facebook.com/LAKingsAlumniAssociation).

## The following former Kings are involved in the Kings Alumni Association:



Bob Berry



Rob Blake



Randy Burridge



Rod Buskas



Kyle Calder



Gene Carr



Noah Clarke



Brandon Convery



Russ Courtnall



Marcel Dionne



Gary Edwards



Nelson Emerson



Daryl Evans



Jim Fox



Mark Hardy



Steve Heinze



Bill Huard




Craig Johnson



Marty McSorley



Jaroslav Modry



Mike Murphy



Glen Murray



Bernie Nicholls



Brad Norton



Sean O'Donnell



Luc Robitaille



Jamie Storr



Dave Taylor



Ian Turnbull



Rogie Vachon



Vic Venasky



Tim Watters



Peter Demers (Athletic Trainer)





ALL-NEW 2016  
**TACOMA**

# THE ULTIMATE PLAYMAKER

Between its Multi-terrain Select and Crawl Control,  
the all-new 2016 Tacoma is ready for anything  
and everything.



**SUITING UP TOGETHER**

Toyota. A proud sponsor of the LA Kings for 26 years.

THE  
**OFFICIAL BEER**  
PARTNER OF THE  
**LA KINGS**



ENJOY RESPONSIBLY  
© 2015 A-B, Bud Light® Beer, St. Louis, MO



WE ARE  ALL KINGS



**WEST**

PROUD HOME OF LA KINGS HOCKEY

WELLS  
FARGO



*“Go Kings! Go!”*

Nothing matches the intensity and excitement of two great teams going head to head on the ice, giving it their all. When that happens, and the final buzzer has sounded, players and fans alike leave with a greater appreciation for the game.

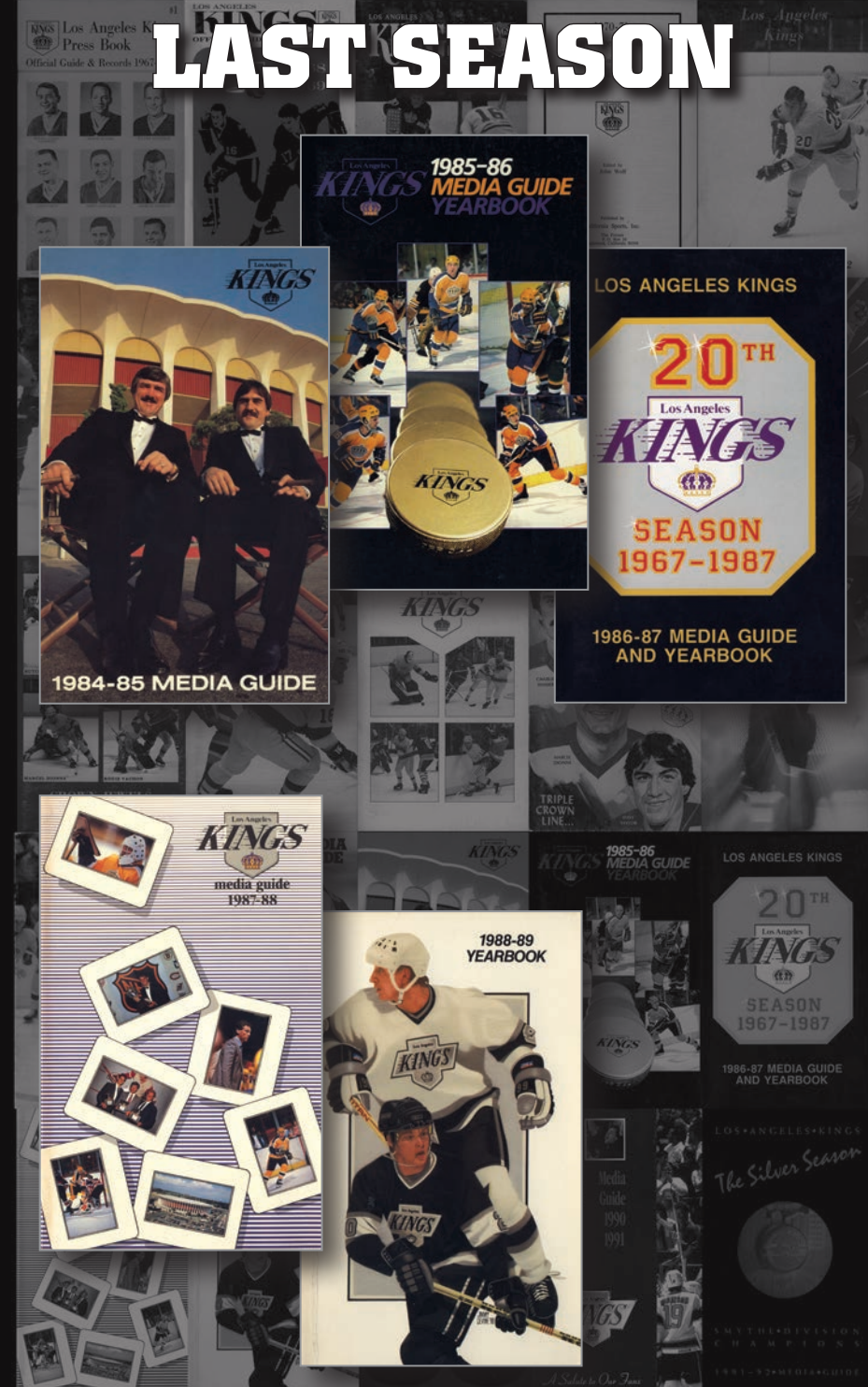
**Wells Fargo is proud to salute the Los Angeles Kings.**

[wellsfargo.com](http://wellsfargo.com)

© 2013 Wells Fargo Bank, N.A. All rights reserved. Member FDIC. (1057351\_09474)



# LAST SEASON



# KINGS 2014-15 FINAL TEAM STATS

#	Player	GP	G	A	P	+/-	PIM	PPG	PPP	SHG	SHP	GW	OT	S	%	TOI/G	St/G	FO%
11	Anze Kopitar	79	16	48	<b>64</b>	-2	10	6	24	0	0	4	0	134	11.9	19:23	23.0	52.6
77	Jeff Carter	82	28	34	<b>62</b>	+7	28	10	15	1	2	5	0	218	12.8	17:58	22.1	52.6
73	Tyler Toffoli	76	23	26	<b>49</b>	+25	37	3	5	5	6	3	0	200	11.5	14:35	19.3	44.4
12	Marian Gaborik	69	27	20	<b>47</b>	+7	16	11	18	0	0	2	0	174	15.5	16:54	20.0	100.0
8	Drew Doughty	82	7	39	<b>46</b>	+3	56	1	17	0	1	2	0	219	3.2	28:59	32.6	0.0
14	Justin Williams	81	18	23	<b>41</b>	+8	29	4	13	0	0	2	0	174	10.3	15:49	19.3	50.0
6	Jake Muzzin	76	10	31	<b>41</b>	-4	22	4	14	0	1	3	0	173	5.8	22:41	29.5	0.0
23	Dustin Brown	82	11	16	<b>27</b>	-17	26	1	6	0	0	3	0	189	5.8	16:31	21.0	42.9
74	Dwight King	81	13	13	<b>26</b>	-3	21	0	1	0	1	1	0	127	10.2	14:23	18.6	60.0
22	Trevor Lewis	73	9	16	<b>25</b>	+8	14	0	0	1	1	2	0	143	6.3	14:06	18.5	42.9
3	Brayden McNabb	71	2	22	<b>24</b>	+11	52	0	5	0	0	1	0	74	2.7	15:53	21.7	100.0
27	Alec Martinez	56	6	16	<b>22</b>	+9	10	1	4	0	0	1	0	103	5.8	19:55	27.1	0.0
28	Jarret Stoll	73	6	11	<b>17</b>	+3	58	3	4	0	2	2	1	83	7.2	15:29	21.1	51.0
70	Tanner Pearson	42	12	4	<b>16</b>	+14	14	1	1	0	0	3	0	68	17.6	13:17	17.9	62.5
10	Mike Richards	53	5	11	<b>16</b>	-10	39	1	3	0	0	1	0	63	7.9	13:21	18.2	48.7
13	Kyle Clifford	80	6	9	<b>15</b>	+5	87	0	0	0	0	1	0	117	5.1	10:44	14.2	33.3
44	Robyn Regehr	67	3	10	<b>13</b>	+10	45	0	0	0	1	0	0	63	4.8	20:19	27.3	0.0
71	Jordan Nolan	60	6	3	<b>9</b>	-6	54	0	0	0	0	1	0	44	13.6	9:57	12.9	16.7
5	Jamie McBain	26	3	6	<b>9</b>	+4	4	1	3	0	0	0	0	18	16.7	12:41	18.2	0.0
2	Matt Greene	82	3	6	<b>9</b>	+1	54	0	0	0	0	0	0	69	4.3	15:48	23.5	0.0
37	Nick Shore	34	1	6	<b>7</b>	+0	10	0	1	0	0	0	0	33	3.0	11:05	14.8	53.8
7	Andrej Sekera	16	1	3	<b>4</b>	+4	6	0	1	0	0	0	0	23	4.3	19:12	24.8	0.0
15	Andy Andreoff	18	2	1	<b>3</b>	+1	18	0	0	0	0	1	0	14	14.3	8:34	12.2	52.5
26	Slava Voynov	6	0	2	<b>2</b>	+0	2	0	1	0	1	0	0	5	0.0	23:11	29.8	0.0
55	Jeff Schultz	9	0	1	<b>1</b>	+0	4	0	0	0	0	0	0	7	0.0	16:44	23.4	0.0
36	David Van Der Gulik	1	0	0	<b>0</b>	+0	0	0	0	0	0	0	0	1	0.0	5:15	10.0	0.0

## GOALTENDER RECORDS

#	Goalie	GP	GS	W	L	OT	SA	GA	GAA	Sv	Sv%	SO	G	A	PIM	TOI
32	Jonathan Quick	72	71	<b>36</b>	22	13	1,896	156	2.24	1,740	0.918	6	0	1	18	4,184:15
31	Martin Jones	15	11	<b>4</b>	5	2	307	29	2.25	278	0.906	3	0	1	0	775:22

# NATIONAL HOCKEY LEAGUE 2014-15 FINAL STANDINGS

## EASTERN CONFERENCE

ATLANTIC DIVISION										WILD CARD										
Team	Rank	GP	W	L	OT	PTS	ROW	GF	GA	Team	Rank	Div.	GP	W	L	OT	PTS	ROW	GF	GA
Montreal	(2)	82	50	22	10	110	43	221	189	Ottawa	(7)	A	82	43	26	13	99	37	238	215
Tampa Bay	(3)	82	50	24	8	108	47	262	211	Pittsburgh	(8)	M	82	43	27	12	98	39	221	210
Detroit	(6)	82	43	25	14	100	39	235	221	Boston	(9)	A	82	41	27	14	96	37	213	211
METROPOLITAN DIVISION										Florida	(10)	A	82	38	29	15	91	30	206	223
NY Rangers	(1)	82	53	22	7	113	49	252	192	Columbus	(11)	M	82	42	35	5	89	33	236	250
Washington	(4)	82	45	26	11	101	40	242	203	Philadelphia	(12)	M	82	33	31	18	84	30	215	234
NY Islanders	(5)	82	47	28	7	101	40	252	230	New Jersey	(13)	M	82	32	36	14	78	27	181	216
										Carolina	(14)	M	82	30	41	11	71	25	188	226
										Toronto	(15)	A	82	30	44	8	68	25	211	262
										Buffalo	(16)	A	82	23	51	8	54	15	161	274

## WESTERN CONFERENCE

CENTRAL DIVISION

Team	Rank	GP	W	L	OT	PTS	ROW	GF	GA
St. Louis	(2)	82	51	24	7	109	42	248	201
Nashville	(3)	82	47	25	10	104	41	232	208
Chicago	(4)	82	48	28	6	102	39	229	189

PACIFIC DIVISION

Team	Rank	GP	W	L	OT	PTS	ROW	GF	GA
Anaheim	(1)	82	51	24	7	109	43	236	226
Vancouver	(5)	82	48	29	5	101	42	242	222
Calgary	(8)	82	45	30	7	97	41	241	216

WILD CARD

Team	Rank	Div.	GP	W	L	OT	PTS	ROW	GF	GA
Minnesota	(6)	C	82	46	28	8	100	42	231	201
Winnipeg	(7)	C	82	43	26	13	99	36	230	210
Los Angeles	(9)	P	82	40	27	15	95	38	220	205
Dallas	(10)	C	82	41	31	10	92	37	261	260
Colorado	(11)	C	82	39	31	12	90	29	219	227
San Jose	(12)	P	82	40	33	9	89	36	229	232
Edmonton	(13)	P	82	24	44	14	62	19	198	283
Arizona	(14)	P	82	24	50	8	56	19	170	272

## 2014-15 FINAL NHL OVERALL STANDINGS

Rank	Team	GP	W	L	OT	PTS	ROW	GF	GA
1	NY Rangers	82	53	22	7	113	49	252	192
2	Montreal	82	50	22	10	110	43	221	189
3	Anaheim	82	51	24	7	109	43	236	226
4	St. Louis	82	51	24	7	109	42	248	201
5	Tampa Bay	82	50	24	8	108	47	262	211
6	Nashville	82	47	25	10	104	41	232	208
7	Chicago	82	48	28	6	102	39	229	189
8	Vancouver	82	48	29	5	101	42	242	222
9	Washington	82	45	26	11	101	40	242	203
10	NY Islanders	82	47	28	7	101	40	252	230
11	Minnesota	82	46	28	8	100	42	231	201
12	Detroit	82	43	25	14	100	39	235	221
13	Ottawa	82	43	26	13	99	37	238	215
14	Winnipeg	82	43	26	13	99	36	230	210
15	Pittsburgh	82	43	27	12	98	39	221	210
16	Calgary	82	45	30	7	97	41	241	216
17	Boston	82	41	27	14	96	37	213	211
18	Los Angeles	82	40	27	15	95	38	220	205
19	Dallas	82	41	31	10	92	37	261	260
20	Florida	82	38	29	15	91	30	206	223
21	Colorado	82	39	31	12	90	29	219	227
22	San Jose	82	40	33	9	89	36	229	232
23	Columbus	82	42	35	5	89	33	236	250
24	Philadelphia	82	33	31	18	84	30	215	234
25	New Jersey	82	32	36	14	78	27	181	216
26	Carolina	82	30	41	11	71	25	188	226
27	Toronto	82	30	44	8	68	25	211	262
28	Edmonton	82	24	44	14	62	19	198	283
29	Arizona	82	24	50	8	56	19	170	272
30	Buffalo	82	23	51	8	54	15	161	274

LAST SEASON



# KINGS 2014-15 GAME-BY-GAME RESULTS REGULAR SEASON

#	Date	Team	W-L-OT	Record	GF-GA	Scorers	W Goal	PP	PK	SF-SA	W-L Gldr.	Attend
1	Oct 8	Vs SJS	L	0-1-0	0-4		57	0-5	3-4	34-30	31 / 32	18,514+
2	Oct 11	@ ARI	O*	0-1-1	2-3	70,77	23	0-3	2-4	26-40	40 / 32	12,859
3	Oct 12	Vs WPG	W	1-1-1	4-1	73,11,70,77	11	0-3	2-4	31-30	31 / 34	18,230+
4	Oct 14	Vs EDM	W	2-1-1	6-1	77,14,73s,23,70,70p	14	1-3	3-3	26-32	32 / 35	18,230+
5	Oct 16	Vs STL	W**	3-1-1	1-0		77	0-4	4-4	18-43	32 / 1	18,230+
6	Oct 19	Vs MIN	W	4-1-1	2-1	73p,70	70	1-2	5-5	16-41	32 / 32	18,230+
7	Oct 23	Vs BUF	W	5-1-1	2-0	77p,11p	77	2-3	3-3	39-29	32 / 1	18,230+
8	Oct 26	Vs CBJ	W	6-1-1	5-2	77p,73,74,70,70	74	1-4	2-3	27-24	32 / 72	18,230+
9	Oct 28	@ PHI	O*	6-1-2	2-3	73s,10	10	0-2	2-2	40-43	29 / 32	19,873
10	Oct 30	@ PIT	L	6-2-2	0-3		14	0-4	4-6	36-23	29 / 31	18,570
11	Oct 31	@ DET	L	6-3-2	2-5	27,73s	14	0-2	3-5	30-35	35 / 32	20,027
12	Nov 2	@ CAR	L	6-4-2	2-3	10p,27	16	1-3	3-4	32-32	30 / 32	10,519
13	Nov 4	@ DAL	W	7-4-2	3-1	22s,23,13	23	0-5	4-4	40-34	32 / 32	16,567
14	Nov 6	Vs NYI	O**	7-4-3	1-2	74	21	0-4	4-5	29-26	30 / 32	18,230+
15	Nov 8	Vs VAN	W	8-4-3	5-1	12,6,11,73,77	6	0-2	4-4	36-19	32 / 30	18,230+
16	Nov 12	@ ANA	O**	8-4-3	5-6	11,8,22,12,14	17	0-2	2-2	26-49	30 / 32	17,245
17	Nov 13	Vs DAL	L	8-5-4	0-2		16	0-3	4-4	27-27	32 / 31	18,230+
18	Nov 15	Vs ANA	W*	9-5-4	3-2	73s,11p,28p	28	2-3	3-3	37-29	32 / 31	18,230+
19	Nov 18	Vs FLA	W	10-5-4	5-2	2,77p,12p,44,23p	12	3-6	3-4	27-32	32 / 1	18,230+
20	Nov 20	Vs CAR	W	11-5-4	3-2	28p,22,70	70	1-3	3-4	39-27	32 / 30	18,230+
21	Nov 22	@ DAL	L	11-6-4	4-5	70,14p,10,14	4	1-5	4-6	41-23	32 / 32	18,111
22	Nov 25	@ NSH	O**	11-6-5	3-4	5,12,8	18	0-3	4-4	21-33	35 / 31	17,181
23	Nov 26	@ MIN	W	12-6-5	4-0	10,23,73,14	10	0-2	2-2	22-28	31 / 35	19,038
24	Nov 29	Vs CHI	L	12-7-5	1-4	71	91	0-3	2-2	20-25	50 / 32	18,471+
25	Dec 2	Vs BOS	W	13-7-5	2-0	70,73	70	0-3	0-0	35-31	32 / 72	18,230+
26	Dec 4	@ ARI	W	14-7-5	4-0	23,23,28p,27p	23	2-3	2-2	43-26	31 / 41	12,254
27	Dec 6	Vs PHI	L	14-8-5	1-2	14	17	0-5	4-5	38-16	35 / 32	18,230+
28	Dec 9	@ BUF	L	14-9-5	0-1		63	0-2	3-4	34-16	1 / 32	18,438
29	Dec 11	@ OTT	W	15-9-5	5-3	2,14,11p,22,70	22	1-4	2-2	36-35	32 / 41	17,284
30	Dec 12	@ MTL	L	15-10-5	2-6	6,8	76	0-5	1-3	46-20	31 / 31	21,287
31	Dec 14	@ TOR	O**	15-10-6	3-4	14,74,12	19	0-2	2-3	36-31	34 / 32	19,219
32	Dec 16	@ STL	L	15-11-6	2-5	12,12p	91	1-6	1-3	23-23	34 / 32	17,212
33	Dec 18	Vs STL	W	16-11-6	6-4	12p,11,12p,77,6p,74	6	3-6	1-3	37-28	32 / 30	18,230+
34	Dec 20	Vs ARI	W	17-11-6	4-2	77,12p,77p,22	77	2-5	3-3	35-17	32 / 40	18,230+
35	Dec 22	Vs CGY	O*	17-11-7	3-4	22,12p,5p	5	2-2	1-2	34-28	1 / 32	18,230+
36	Dec 27	Vs SJS	W	18-11-7	3-1	73,11p,6p	11	2-4	2-2	29-22	32 / 31	18,451+
37	Dec 29	@ CGY	L	18-12-7	1-2	73	60	0-2	2-2	27-15	1 / 32	19,289
38	Dec 30	@ EDM	O**	18-12-8	2-3	8,6p	57	1-3	3-3	39-21	30 / 32	16,839
39	Jan 1	@ VAN	W	19-12-8	3-2	74,14p,28	28	1-4	0-1	40-16	32 / 30	18,870
40	Jan 3	Vs NSH	O*	19-12-9	6-7	10,27,74,14,12,77	59	0-3	1-2	30-25	35 / 31	18,230+
41	Jan 8	Vs NYR	L	19-13-9	3-4	70,14,14	26	0-4	2-4	31-26	33 / 32	18,230+
42	Jan 10	Vs WPG	O**	19-13-10	4-5	11p,14p,12,13	18	2-6	2-3	29-25	34 / 32	18,230+
43	Jan 12	Vs TOR	W	20-13-10	2-0	11,12	11	0-2	3-3	20-19	31 / 45	18,230+
44	Jan 14	Vs NJD	L	20-14-10	3-5	23,12,14	23	0-4	2-4	26-20	35 / 32	18,230+
45	Jan 17	Vs ANA	O**	20-14-11	2-3	27,11p	33	1-3	1-2	28-31	31 / 32	18,422+
46	Jan 19	Vs CGY	O*	20-14-12	1-2	28	6	0-4	5-5	34-23	37 / 32	18,230+
47	Jan 21	@ SJS	L	20-15-12	1-2	73,77p	6	1-5	1-3	27-29	32 / 32	18,552
48	Jan 28	Vs CHI	W	21-15-12	4-1	77,77p,73,6	6	1-2	3-4	27-29	32 / 50	18,525+
49	Jan 31	@ BOS	L	21-16-12	1-3	71	23	0-1	1-1	31-33	40 / 32	17,565
50	Feb 3	@ WSH	L	21-17-12	0-4		20	0-1	2-3	27-27	70 / 32	18,506
51	Feb 5	@ FLA	L	21-18-12	2-3	5,12p	73	1-2	1-1	31-20	1 / 32	9,624
52	Feb 7	@ TBL	W	22-18-12	4-2	73,14,8,14	8	0-2	2-2	29-28	32 / 30	19,204
53	Feb 9	@ CBJ	W	23-18-12	4-3	74,73,77,23	23	0-1	1-1	44-26	32 / 31	14,703
54	Feb 12	Vs CGY	W	24-18-12	5-3	73,73,74,71,73	71	0-2	2-3	45-18	32 / 1	18,230+
55	Feb 14	Vs WSH	W	25-18-12	3-1	74,22,28	22	0-3	2-2	30-28	32 / 70	18,230+
56	Feb 16	Vs TBL	W	26-18-12	3-2	11,71,77	77	0-3	2-2	28-23	32 / 88	18,230+
57	Feb 18	@ COL	W	27-18-12	4-1	77,73,23,77p	73	1-4	3-3	26-43	32 / 1	15,786
58	Feb 21	@ SJS	W	28-18-12	2-1	13,12	12	0-2	3-3	29-32	32 / 31	70,205
59	Feb 24	Vs DET	W	29-18-12	1-0	14p	14	1-4	5-5	27-20	32 / 50	18,230+
60	Feb 26	Vs OTT	L	29-19-12	0-1		68	0-4	3-3	35-28	30 / 32	18,230+
61	Feb 27	@ ANA	L	29-20-12	2-4	22,3	10	0-1	1-1	22-32	36 / 31	17,413
62	Mar 1	@ WPG	L	29-21-12	2-5	77,77	16	0-3	2-2	20-29	34 / 32	15,916
63	Mar 3	@ EDM	W	30-21-12	5-2	2,22,77s,13,11	77	0-3	3-4	29-23	32 / 30	16,839
64	Mar 5	Vs MTL	W**	31-21-12	4-3	12p,77,12p	11	2-5	3-3	29-18	32 / 35	18,230+
65	Mar 7	Vs PIT	O*	31-21-13	0-1		72	0-2	4-4	31-18	29 / 32	18,487+
66	Mar 10	@ COL	L	32-21-13	5-2	12p,77,13,13,6	13	1-3	3-3	30-23	32 / 31	15,724
67	Mar 12	@ VAN	W	33-21-13	4-0	73p,14,11,12	73	1-3	2-2	20-19	32 / 31	18,663
68	Mar 14	Vs NSH	L	33-22-13	1-2	77p	13	1-1	2-3	24-23	35 / 32	18,230+
69	Mar 16	Vs ARI	W	34-22-13	1-0	15	15	0-3	2-2	35-25	32 / 41	18,230+
70	Mar 18	@ ANA	O*	34-22-14	2-3	77p,14	17	1-3	3-3	31-26	36 / 32	17,174
71	Mar 21	Vs VAN	L	34-23-14	1-4	12p	17	1-3	2-3	26-42	31 / 32	18,230+
72	Mar 23	@ NJD	W	35-23-14	3-1	7,73p,11	73	1-3	1-1	33-20	32 / 35	15,721
73	Mar 24	@ NYR	W	36-23-14	4-2	44,12,77,6	77	0-2	1-1	35-36	32 / 33	18,006
74	Mar 26	@ NYI	W	37-23-14	3-2	37,73s,11	11	0-2	1-2	37-27	32 / 41	16,170
75	Mar 28	@ MIN	L	37-24-14	1-4	74	9	0-3	1-2	32-20	40 / 32	19,204
76	Mar 30	@ CHI	L	37-25-14	1-4	6	2	0-1	1-2	32-40	33 / 32	21,848
77	Apr 2	Vs EDM	W	38-25-14	8-2	23,12,8,71,77p,44,12,77	8	1-2	2-3	33-30	32 / 30	18,230+
78	Apr 4	Vs COL	W	39-25-14	3-1	74,27,12	27	0-0	1-1	26-10	32 / 1	18,230+
79	Apr 6	@ VAN	O**	39-25-15	1-2	74	20	0-2	3-3	37-38	31 / 32	18,870
80	Apr 7	@ EDM	L	39-26-15	2-4	6p,8p	15	2-2	1-1	27-22	32 / 31	16,839
81	Apr 9	@ CGY	L	39-27-15	1-3	71	24	0-0	1-1	34-25	1 / 32	19,289
82	Apr 11	Vs SJS	W	40-27-15	4-1	73,3,12,15	3	0-3	2-3	36-21	32 / 32	18,230+

\*Overtime \*\*Shootout +Home sellout

# KINGS 2014-15 PLAYER GAME-BY-GAME RESULTS

Date	Opp.	GREENE #2	MCNABB #3	MCBAIN #5	MUZZIN #6	SEKERA #7	DOUGHTY #8
Oct 8	Vs SJS	0-0,1/-1 13:36	0-0,0/-1 23:27	UFA	INJ	CAR	0-0,2/-1 27:28
Oct 11	@ ARI	0-0,1/-1 13:58	0-0,1/0 17:50	UFA	INJ	CAR	0-0,2/-1 30:00
Oct 12	Vs WPG	0-0,2/0 17:56	0-0,1/-1 17:48	UFA	INJ	CAR	0-0,2/2 23:31
Oct 14	Vs EDM	0-1,0/2 16:47	0-0,1/-1 19:00	UFA	INJ	CAR	0-0,0/2 22:39
Oct 16	Vs STL	0-0,1/0 17:08	0-0,0/0 09:56	UFA	INJ	CAR	0-0,1/0 30:47
Oct 19	Vs MIN	0-0,0/0 15:08	0-0,0/0 16:04	UFA	INJ	CAR	0-0,2/0 28:17
Oct 23	Vs BUF	0-0,2/0 18:53	0-0,0/0 15:12	UFA	0-0,1/0 20:20	CAR	0-1,1/0 26:19
Oct 26	Vs CBJ	0-0,0/-1 11:28	0-1,2/0 13:01	UFA	0-0,3/0 22:07	CAR	0-1,2/-1 27:23
Oct 28	@ PHI	0-0,1/0 13:48	0-0,0/0 10:31	UFA	0-0,2/2 21:13	CAR	0-1,3/-2 29:30
Oct 30	@ PIT	0-0,1/0 15:20	0-0,1/0 08:16	UFA	0-0,2/0 25:39	CAR	0-0,5/0 30:57
Oct 31	@ DET	0-0,0/0 15:32	0-0,0/0 13:52	UFA	0-0,2/-2 23:11	CAR	0-0,3/-3 27:19
Nov 2	@ CAR	0-0,1/0 16:16	0-0,0/0 15:04	UFA	0-0,3/0 21:58	CAR	0-1,2/0 28:16
Nov 4	@ DAL	0-0,0/-1 14:59	0-0,0/0 07:44	UFA	0-0,1/0 23:27	CAR	0-0,4/-1 31:46
Nov 6	Vs NYI	0-0,0/0 16:17	0-0,0/0 10:00	UFA	0-1,5/-1 24:07	CAR	0-0,2/-1 30:28
Nov 8	Vs VAN	0-0,0/-1 19:42	0-0,2/2 17:26	UFA	1-1(W),4/1 25:36	CAR	0-0,3/-1 29:46
Nov 12	@ ANA	0-1,2/-1 16:17	0-1,2/-1 16:12	0-0,0/-1 11:47	0-2,0/-1 23:55	CAR	1-1,3/0 30:30
Nov 13	Vs DAL	0-0,0/-1 18:21	0-0,0/0 21:05	0-0,0/0 10:04	0-2,2/-1 26:43	CAR	0-0,6/-1 31:39
Nov 15	Vs ANA	0-0,1/-1 18:43	0-0,1/-1 23:01	0-0,0/0 08:20	0-0,3/0 24:31	CAR	0-1,2/0 32:21
Nov 18	Vs FLA	1-0,1/-1 16:04	0-2,0/-1 19:39	0-1,0/-1 12:51	0-1,4/0 23:36	CAR	0-1,4/-1 31:05
Nov 20	Vs CAR	0-0,2/0 23:16	0-0,1/0 21:31	0-0,1/0 11:34	0-1,1/-1 19:23	CAR	0-1,3/-1 25:10
Nov 22	@ DAL	0-0,1/-2 16:49	0-1,3/-3 18:45	0-0,1/0 10:10	0-1,3/3 25:14	CAR	0-1,4/-1 33:07
Nov 25	@ NSH	0-0,0/0 19:42	0-1,0/-1 20:29	1-0,2/0 13:10	0-0,1/0 24:06	CAR	1-0,2/0 33:40
Nov 26	@ MIN	0-0,0/2 17:19	0-1,1/-1 22:36	0-0,1/0 17:07	0-0,1/1 19:47	CAR	0-0,1/1 25:36
Nov 29	Vs CHI	0-0,0/-1 19:39	0-0,3/-1 18:58	0-0,0/-1 12:12	0-1,3/0 23:54	CAR	0-0,3/-1 28:09
Dec 2	Vs BOS	0-0,2/2 14:14	0-1,2/2 19:06	DND	0-0,2/0 21:13	CAR	0-0,2/0 26:50
Dec 4	Vs ARI	0-0,3/0 19:12	0-0,1/0 17:37	DND	0-0,3/1 24:28	CAR	0-0,1/0 28:43
Dec 6	Vs PHI	0-0,0/0 13:19	0-2,0/-1 14:59	DND	0-0,4/-1 22:56	CAR	0-0,2/-1 30:28
Dec 9	@ BUF	0-0,0/0 12:20	0-2,0/2 15:12	DND	0-0,3/0 20:59	CAR	0-0,1/0 29:53
Dec 11	@ OTT	1-0,2/-1 13:28	0-2,0/-1 14:28	DND	0-3,2/-2 23:17	CAR	0-2,2/0 26:56
Dec 12	@ MTL	0-0,0/-2 11:51	0-0,1/-2 17:30	DND	0-1,0/0 24:57	CAR	1-1,5/0 29:40
Dec 14	@ TOR	0-0,2/-1 09:05	0-0,1/-1 16:08	DND	0-0,6/0 11:21	CAR	0-0,6/0 32:51
Dec 16	@ STL	0-0,1/0 12:25	0-0,0/-1 14:00	DND	0-0,2/0 23:16	CAR	0-1,1/-1 30:06
Dec 18	Vs STL	0-0,1/-1 16:55	0-0,1/-1 13:49	DND	1-0(W),6/1 25:29	CAR	0-1,5/2 34:21
Dec 20	Vs ARI	0-0,0/0 18:13	0-2,0/0 14:03	0-1,2/-1 14:10	0-0,2/-1 23:42	CAR	0-0,3/-1 27:37
Dec 22	Vs CGY	0-0,0/0 17:59	0-1,0/0 12:42	1-0,2/-1 13:00	0-0,0/-1 28:55	CAR	0-1,2/-1 32:08
Dec 27	Vs SJS	0-0,0/0 17:36	0-0,1/1 12:43	0-1,1/1 14:20	1-0,3/-1 26:05	CAR	0-1,2/-1 28:04
Dec 29	@ CGY	0-0,0/0 18:05	DND	0-0,1/0 14:06	0-0,2/-1 24:41	CAR	0-0,2/-1 27:34
Dec 30	@ EDM	0-0,0/-2 13:19	0-0,1/0 08:52	DND	1-0,6/0 24:38	CAR	0-1,4/-1 31:59
Jan 1	@ VAN	0-0,1/-1 13:18	DND	0-0,0/0 15:38	0-0,3/-1 26:02	CAR	0-1,4/0 30:03
Jan 3	Vs NSH	0-1,1/-1 15:38	DND	0-1,1/-1 15:57	0-2,3/-2 26:04	CAR	0-1,3/-2 28:43
Jan 8	Vs WSH	0-0,0/0 17:26	DND	0-0,0/0 14:17	0-0,3/0 17:22	CAR	0-0,3/-1 31:12
Jan 10	@ NSH	0-1,4/-1 17:26	0-0/1 12:53	DND	0-1,1/0 14:57	CAR	0-2,1/0 33:45
Jan 12	Vs TOR	0-0,1/0 11:35	0-0,0/1 22:05	DND	0-0,0/1 16:03	CAR	0-1,2/2 28:30
Jan 14	Vs NJR	0-0,1/0 17:11	0-2,2/1 15:10	DND	0-0,1/-1 20:32	CAR	0-1,1/0 27:51
Jan 17	Vs ANA	0-0,0/0 12:42	0-0,1/0 11:47	DND	0-1,2/-1 27:00	CAR	0-0,4/-1 31:20
Jan 19	Vs CGY	0-1,0/-1 14:33	0-0,1/-1 15:34	DND	0-0,1/0 23:30	CAR	0-0,4/0 31:51
Jan 21	@ SJS	0-0,1/0 16:19	0-0,3/0 12:53	DND	0-0,4/1 23:28	CAR	0-0,2/0 28:59
Jan 28	Vs CHI	0-0,0/-1 12:11	0-1,0/0 11:23	DND	1-0(W),3/0 21:32	CAR	0-1,4/2 29:49
Jan 31	@ BOS	0-0,0/-1 12:52	0-2,0/0 16:03	DND	0-1,2/-1 22:15	CAR	0-1,4/-1 29:10
Feb 3	@ WSH	0-0,0/-1 13:40	0-0,1/-1 13:56	DND	0-0,2/0 22:02	CAR	0-0,4/-1 27:24
Feb 5	@ FLA	0-0,0/-1 16:12	DND	1-0,1/-1 14:06	0-0,3/-2 20:56	CAR	0-0,2/-2 29:21
Feb 7	Vs TBL	0-0,0/-1 17:31	DND	0-0,1/0 15:23	0-1,4/0 25:57	CAR	1-0(W),3/1 29:50
Feb 9	@ CGY	0-0,0/2 19:28	0-2,0/2 13:37	0-1,1/1 10:30	0-0,4/2 22:36	CAR	0-1,2/-1 30:02
Feb 12	Vs GYJ	0-0,2/1 17:53	0-1,0/1 15:25	0-0,1/0 09:56	0-1,0/3 23:06	CAR	0-1,1/2 32:11
Feb 14	Vs WSH	0-0,2/0 19:06	0-0,0/0 17:20	0-0,1/0 11:28	0-0,1/0 21:58	CAR	0-0,4/2 28:47
Feb 16	Vs TBL	0-0,1/0 16:40	0-1,0/1 15:53	0-0,0/1 12:51	0-0,2/-1 23:03	CAR	0-1,2/-1 30:29
Feb 18	@ STL	0-0,1/1 20:39	0-0,0/1 12:53	0-0,0/-1 10:51	0-0,2/2 22:20	CAR	0-2,1/2 30:07
Feb 21	@ SJS	0-0,0/0 15:33	0-0,1/0 13:23	0-0,1/0 11:04	0-1,4/1 19:03	CAR	0-1,1/1 32:03
Feb 24	Vs DET	0-2,0/0 18:01	0-1,0/0 15:34	0-0,1/0 12:58	0-1,1/0 15:05	CAR	0-0,3/0 28:28
Feb 26	Vs OTT	0-0,2/0 16:52	0-0,2/0 15:50	0-0,0/0 12:02	0-0,4/0 22:14	DND	0-0,1/-1 31:08
Feb 27	@ ANA	0-1,0/-1 13:24	1-0,2/-1 13:13	DND	0-0,0/0 26:19	0-0,0/-1 21:32	0-1,1/0 28:31
Mar 1	@ WPG	0-0,2/0 16:54	0-0,1/-1 15:37	DND	0-1,0/-1 24:29	0-0,1/-1 17:13	0-0,4/-2 27:53
Mar 3	@ EDM	0-0,2/1 15:30	0-0,1/-2 15:45	DND	0-0,1/0 21:10	0-0,2/0 16:36	0-2,1/3 28:12
Mar 5	Vs MTL	0-0,1/-1 15:59	0-1,3/0 16:35	DND	0-2,4/-1 24:10	0-0,1/0 19:59	0-0,1/-1 31:13
Mar 7	Vs PIT	0-0,1/-1 16:28	0-0,2/0 15:51	DND	0-0,1/-1 21:23	0-0,1/0 19:14	0-0,5/0 28:14
Mar 10	@ COL	0-0,1/-1 17:51	0-2,1/2 16:56	DND	1-0,4/0 20:13	0-1,1/2 17:44	0-0,1/-1 26:25
Mar 12	@ VAN	0-0,1/-1 16:11	0-1,1/1 15:31	DND	0-1,3/0 19:39	0-0,0/0 16:26	0-0,2/2 36:35
Mar 14	Vs NSH	0-0,1/-1 16:43	0-2,0/0 17:43	DND	0-0,1/-1 21:19	0-1,1/0 16:08	0-1,2/0 28:23
Mar 16	Vs ARI	0-0,3/0 16:20	0-1,1/0 18:10	DND	0-0,0/0 18:48	0-0,4/1 19:09	0-0,2/0 27:31
Mar 18	@ ANA	0-0,2/0 14:13	0-0,1/0 18:40	DND	0-0,1/0 15:48	0-0,2/0 19:10	0-1,4/-2 29:56
Mar 21	Vs VAN	0-0,1/0 16:05	0-0,1/-1 18:07	DND	0-1,0/-1 21:39	0-0,4/0 20:20	0-1,2/-3 24:54
Mar 23	@ NJR	0-0,0/0 13:22	DND	DND	0-1,3/-1 22:27	1-0,2/0 20:55	0-0,3/-1 29:09
Mar 24	@ NYD	0-0,1/0 11:25	DND	DND	0-1,0/-1 21:46	0-0,1/1 26:31	0-0,2/-1 21:07
Mar 26	@ NYI	0-0,1/0 12:37	DND	DND	0-1,1/1 23:01	0-1,1/2 20:31	0-0,3/-1 27:00
Mar 28	@ MIN	0-0,1/0 12:55	DND	DND	0-0,3/2 22:24	0-0,1/0 21:47	0-0,4/2 25:38
Mar 30	@ CHI	0-0,0/-3 13:15	DND	DND	0-0,4/1 23:04	0-0,1/0 14:05	0-0,2/-1 30:00
Apr 2	Vs EDM	0-0,0/2 18:22	0-0,1/2 17:33	DND	0-1,1/3 22:32	INJ	1-1(W),1/3 24:18
Apr 4	Vs COL	0-0,1/0 15:30	0-0,2/0 17:00	DND	0-0,2/0 23:17	INJ	0-0,1/1 26:33
Apr 6	@ VAN	0-0,1/-1 15:24	0-0,3/-1 16:35	DND	0-0,5/-1 24:36	INJ	0-0,5/-1 29:51
Apr 7	@ EDM	0-0,0/-1 12:52	0-0,0/-1 13:42	DND	0-0,3/-1 24:01	INJ	1-1,3/-2 28:44
Apr 9	@ CGY	0-0,1/0 13:04	0-0,0/-1 21:04	DND	0-0,1/-1 20:19	INJ	0-0,4/-2 29:53
Apr 11	Vs SJS	0-0,2/-1 17:13	1-0(W),2/2 20:33	DND	0-1,1/2 16:31	INJ	0-1,2/-1 26:03

KINGS 2014-15  
PLAYER GAME-BY-GAME RESULTS

Date	Opp.	RICHARDS #10	KOPITAR #11	GABORIK #12	CLIFFORD #13	WILLIAMS #14	ANDREOFF #15
Oct 8	Vs SJS	0-0,1/2 15:03	0-0,2/0 18:21	0-0,2/0 16:30	0-0,1/1 10:00	0-0,5/2 15:31	DND
Oct 11	@ ARI	0-0,2/0 15:03	0-0,0/1 20:09	0-0,0/1 19:22	0-0,1/0 11:16	0-0,1/1 15:39	DND
Oct 12	Vs WPG	0-0,2/0 17:36	1-0(W),3/0 17:21	0-1,3/1 15:56	0-0,1/1 10:26	0-0,2/1 15:50	DND
Oct 14	Vs EDM	0-1,1/1 16:57	0-1,2/1 17:37	INJ	0-0,4/0 12:47	1-0(W),3/1 14:09	0-0,1/0 12:16
Oct 16	Vs STL	0-0,2/0 18:21	0-0,3/0 24:29	INJ	0-0,0/0 11:11	0-0,0/0 16:58	0-0,0/0 05:02
Oct 19	Vs MIN	0-1,1/0 11:43	0-0,1/1 20:23	INJ	0-0,0/0 08:49	0-0,2/1 15:49	0-0,1/0 05:28
Oct 23	Vs BUF	0-0,0/0 13:54	1-0,4/0 18:54	INJ	0-0,0/1 12:47	0-0,3/0 13:08	0-0,1/0 12:10
Oct 26	Vs CBJ	0-0,1/0 15:12	0-0,1/0 10:39	INJ	0-0,1/0 12:14	0-1,3/1 17:07	0-0,0/0 09:14
Oct 28	@ PHI	1-0,2/1 17:51	INJ	INJ	0-1,5/0 16:18	0-0,4/1 20:34	0-0,0/0 04:04
Oct 30	@ PIT	0-0,0/1 15:21	INJ	INJ	0-0,3/1 15:57	0-0,2/0 17:02	0-0,0/0 06:45
Oct 31	@ DET	0-1,2/0 15:16	INJ	INJ	0-0,1/1 11:32	0-0,5/1 16:56	0-0,0/0 09:12
Nov 2	@ CAR	1-0,2/1 13:05	0-0,2/0 19:25	0-0,1/0 13:49	0-0,0/0 10:42	0-1,6/1 15:27	DND
Nov 4	@ DAL	0-1,1/0 12:58	0-0,3/0 21:00	0-0,4/0 17:28	1-0,2/0 09:32	0-0,4/0 14:03	DND
Nov 6	Vs NYI	0-1,1/1 15:42	0-0,0/0 20:35	0-0,0/0 16:47	0-0,2/0 12:03	INJ	DND
Nov 8	Vs VAN	0-0,1/0 15:18	1-1,1/1 20:23	1-1,2/2 15:29	0-0,1/1 10:17	0-0,2/1 17:29	DND
Nov 12	@ ANA	0-0,0/0 17:43	1-1,2/1 19:05	0-0,3/1 19:05	1-0,3/0 16:39	DND	DND
Nov 13	Vs DAL	0-0,0/1 15:23	0-0,0/1 18:11	0-0,0/2 17:25	0-0,3/0 08:52	0-0,6/1 14:22	DND
Nov 15	Vs ANA	0-0,2/2 13:02	1-0,3/0 20:12	0-0,5/1 19:24	0-0,3/0 11:01	0-1,0/0 17:37	DND
Nov 18	Vs FLA	0-0,1/1 12:14	0-2,1/1 17:01	1-0(W),1/1 13:54	0-0,1/1 10:34	0-1,1/0 14:54	DND
Nov 20	Vs CAR	0-1,0/1 13:51	0-0,1/1 17:33	0-0,1/1 16:15	0-1,3/1 11:38	0-1,3/0 16:21	DND
Nov 22	@ DAL	1-0,3/2 13:46	0-0,2/1 20:13	0-0,0/1 14:50	0-2,4/2 10:45	2-0,5/0 12:21	DND
Nov 25	@ NSH	0-0,0/0 15:07	0-0,1/1 20:57	1-1,3/1 17:22	0-0,2/0 09:07	0-1,3/1 16:43	DND
Nov 26	@ MIN	1-0(W),1/1 13:32	0-0,2/1 15:53	0-0,1/1 14:15	0-0,1/1 11:34	1-0,1/2 15:47	DND
Nov 29	Vs CHI	0-0,1/2 12:27	0-0,1/1 18:42	INJ	0-0,1/1 10:33	0-0,2/1 15:52	DND
Dec 2	Vs BOS	0-0,5/0 13:27	0-2,1/2 17:57	INJ	0-0,1/0 10:17	0-0,0/0 17:46	DND
Dec 4	@ ARI	0-0,3/0 13:24	0-0,1/0 17:02	INJ	0-1,2/1 10:03	0-1,1/1 16:44	DND
Dec 6	Vs PHI	0-0,0/0 13:53	0-0,6/0 19:19	INJ	0-0,0/0 09:38	1-0,3/0 14:09	MIN
Dec 9	@ BUF	0-0,0/0 11:28	0-0,2/0 19:15	0-0,3/0 15:53	DND	0-0,1/0 15:51	MIN
Dec 11	@ OTT	0-1,2/2 13:29	1-0,2/1 18:06	0-0,2/0 17:38	0-0,1/0 11:57	1-0,3/2 15:35	MIN
Dec 12	@ MTL	0-1,1/0 13:22	0-0,3/3 19:51	0-0,3/1 15:08	0-0,2/0 09:14	0-0,3/0 15:44	MIN
Dec 14	@ TOR	0-0,0/0 11:20	0-0,2/2 18:41	1-0,7/1 16:17	0-1,0/1 10:13	1-1,3/2 17:40	MIN
Dec 16	@ STL	0-0,0/1 13:31	0-1,1/2 18:42	2-0,3/1 16:38	0-1,1/0 12:47	0-1,1/1 13:06	MIN
Dec 18	Vs STL	0-0,1/1 12:59	1-0,2/2 19:14	2-1,2/1 17:13	0-0,0/0 10:47	0-0,1/1 15:00	MIN
Dec 20	Vs ARI	0-0,2/1 10:09	0-3,2/0 19:17	1-1,3/1 17:06	0-0,2/1 09:46	0-0,1/0 15:44	DND
Dec 22	Vs CGY	0-0,1/1 12:57	0-1,1/1 20:52	1-0,4/2 20:24	0-0,3/1 11:37	0-2,2/0 16:34	DND
Dec 27	Vs SJS	0-0,0/0 11:18	1-1(W),2/0 19:26	0-1,3/0 16:34	0-0,0/0 12:10	0-0,0/1 14:17	DND
Dec 29	@ CGY	0-0,1/1 11:28	0-0,3/1 19:03	INJ	0-0,1/0 09:35	0-0,1/0 17:13	DND
Dec 30	@ EDM	0-0,3/1 14:44	0-1,0/0 19:54	0-1,1/1 18:32	DND	0-0,1/0 10:28	0-0,1/0 07:37
Jan 1	@ VAN	0-1,2/0 11:14	0-0,2/0 18:55	0-0,2/0 18:32	0-0,3/1 10:50	1-0,4/0 16:11	DND
Jan 3	Vs NSH	1-0,1/1 12:06	0-3,2/0 15:25	1-0,3/1 17:05	0-0,0/1 14:14	0-0,0/1 16:44	DND
Jan 8	Vs NYR	0-0,1/0 09:07	0-1,0/1 20:24	0-0,2/0 18:00	0-0,1/0 07:43	2-0,4/1 16:35	DND
Jan 10	Vs WPG	0-0,2/1 14:32	1-1,4/1 25:25	1-1,2/1 19:22	1-1,0/0 09:43	1-0,3/0 20:56	DND
Jan 12	Vs TOR	0-0,0/0 14:22	1-1(W),1/2 17:21	1-0,3/2 15:53	0-0,2/0 08:30	0-0,1/0 18:29	0-1,0/0 08:02
Jan 14	Vs NJD	0-1,1/1 13:26	0-0,0/2 19:59	1-0,3/1 17:25	0-0,1/1 13:09	1-1,1/3 16:44	0-0,2/0 11:06
Jan 17	Vs ANA	0-0,3/1 12:05	1-0,3/1 21:18	0-1,3/1 20:13	0-1,1/1 09:32	0-0,0/1 15:22	DND
Jan 19	Vs CGY	0-0,2/0 10:58	0-0,1/2 24:14	0-0,2/0 17:27	0-0,0/0 11:07	0-0,5/2 15:16	DND
Jan 21	@ SJS	0-0,0/0 11:52	0-2,2/1 19:43	0-1,1/0 17:25	0-0,4/0 09:48	0-0,0/0 12:03	DND
Jan 28	Vs CHI	MIN	0-1,1/1 21:40	0-1,1/1 18:28	0-0,2/0 13:15	0-0,1/1 15:10	DND
Jan 31	@ BOS	MIN	0-0,1/1 16:49	0-0,1/1 14:58	0-0,1/0 13:33	0-0,2/0 16:10	DND
Feb 3	@ WSH	MIN	0-0,0/1 20:32	0-0,2/1 17:49	0-0,1/1 13:31	0-0,3/1 12:59	0-0,1/0 07:39
Feb 5	@ FLA	MIN	0-1,1/1 18:22	1-1,2/0 17:02	0-0,1/1 11:29	0-0,3/1 17:12	DND
Feb 7	@ TBL	MIN	0-1,2/1 21:43	0-1,0/2 15:43	0-0,2/0 08:16	2-0,4/0 12:27	DND
Feb 9	@ CBJ	MIN	0-0,1/1 18:53	0-1,4/1 15:36	0-0,6/1 17:23	0-0,1/0 17:08	DND
Feb 12	Vs CGY	MIN	0-0,4/0 19:37	0-0,5/0 17:15	0-0,3/0 05:20	0-0,2/0 15:04	DND
Feb 14	Vs WSH	MIN	0-1,1/0 20:53	0-1,0/1 18:21	0-0,2/0 09:08	0-1,2/1 16:37	DND
Feb 16	Vs TBL	MIN	1-0,3/1 20:30	0-0,3/1 18:59	0-0,0/0 09:44	0-0,0/0 15:07	DND
Feb 18	@ COL	MIN	0-1,2/1 18:53	0-0,2/1 16:29	0-0,2/1 11:58	0-0,1/0 15:12	DND
Feb 21	@ SJS	MIN	0-0,1/2 19:18	1-0(W),7/1 16:05	1-0,2/1 09:01	0-0,1/0 15:11	DND
Feb 24	Vs DET	MIN	0-1,2/0 19:49	0-0,4/0 16:34	0-0,0/0 09:47	1-0(W),2/0 15:26	DND
Feb 26	Vs OTT	MIN	0-0,1/1 20:21	0-0,1/1 17:26	0-0,0/0 09:53	0-0,3/0 14:26	DND
Feb 27	@ ANA	MIN	0-1,0/1 17:09	0-0,1/1 16:25	0-0,1/0 10:52	0-0,1/2 15:16	DND
Mar 1	@ WPG	MIN	0-0,0/3 19:02	0-0,1/1 15:51	0-0,0/0 10:43	0-0,1/3 15:03	0-0,0/1 09:33
Mar 3	@ EDM	MIN	1-2,5/3 19:27	0-1,2/3 17:39	1-0,6/0 11:12	0-0,0/0 17:00	DND
Mar 5	Vs MTL	MIN	0-1,0/0 23:06	2-0,4/0 18:17	0-0,1/1 08:35	0-1,3/0 16:57	DND
Mar 7	Vs PIT	MIN	0-0,1/0 21:35	0-0,6/0 17:54	0-0,1/0 08:20	0-0,2/0 14:20	DND
Mar 10	@ COL	MIN	0-1,0/0 16:17	1-0,2/1 14:29	2-0(W),4/3 11:05	0-3,1/3 12:39	DND
Mar 12	@ VAN	MIN	1-1,3/2 18:12	1-0,2/2 15:53	0-0,0/1 10:16	1-1,2/1 15:20	DND
Mar 14	Vs NSH	MIN	0-0,0/0 20:56	0-0,4/0 19:52	0-0,2/1 10:56	0-0,2/1 15:23	0-0,2/1 08:28
Mar 16	Vs ARI	MIN	0-0,1/0 19:20	0-0,2/0 18:09	0-0,3/1 11:14	0-0,1/0 16:41	1-0(W),2/1 10:39
Mar 18	@ ANA	MIN	0-1,4/2 20:10	0-0,2/1 17:16	0-0,0/1 13:19	1-0,2/0 15:38	0-0,1/0 08:40
Mar 21	Vs VAN	MIN	0-1,1/3 19:47	1-0,2/3 16:48	0-0,0/0 10:33	0-0,1/0 14:53	0-0,0/0 06:51
Mar 23	@ NJD	MIN	1-2,1/2 20:24	0-2,5/1 19:50	0-0,1/0 09:55	0-1,1/2 16:14	DND
Mar 24	Vs NYR	MIN	0-0,1/1 10:44	1-0,3/1 16:07	0-1,1/0 10:58	0-1,6/0 17:32	DND
Mar 26	@ NYI	MIN	0-0,1/0 10:00	1-0(W),4/1 19:38	0-0,4/1 16:19	0-0,0/0 09:18	DND
Mar 28	@ MIN	MIN	0-0,0/0 11:00	0-0,0/3 20:21	0-0,5/2 14:04	0-0,2/2 14:02	DND
Mar 30	@ CHI	MIN	0-0,1/1 10:23	0-0,2/0 17:03	0-0,1/1 16:38	0-0,0/2 09:28	DND
Apr 2	Vs EDM	DND	0-2,3/4 17:24	2-1,3/3 14:55	0-1,1/2 12:27	0-2,2/4 15:13	DND
Apr 4	Vs COL	DND	0-1,3/1 16:19	1-0,2/1 15:15	0-0,0/0 11:08	0-0,0/1 17:04	DND
Apr 6	@ VAN	DND	0-0,2/0 24:02	0-0,0/1 17:49	0-0,1/0 09:49	0-0,1/1 18:37	DND
Apr 7	@ EDM	DND	0-1,1/1 17:22	0-0,3/1 15:28	0-0,3/1 13:35	0-0,3/1 15:10	DND
Apr 9	@ CGY	MIN	0-0,1/1 10:59	0-0,2/1 18:36	0-0,4/1 16:57	0-0,3/1 11:19	0-0,3/1 17:30
Apr 11	Vs SJS	DND	0-0,3/0 17:38	1-0,4/2 13:52	0-0,3/0 13:07	0-1,3/2 17:48	1-1,1/2 11:28

Skaters: Goals-Assists (Game Winning), Shots (+/-), TOI

Goals: Goals Allowed / Shots, Decision, Minutes Played

KINGS 2014-15  
PLAYER GAME-BY-GAME RESULTS

Date	Opp.	LEWIS #22	BROWN #23	VOYNOV #26	MARTINEZ #27	STOLL #28	VAN DER GULIK #36
Oct 8	Vs SJS	0-0,6/-1 10:29	0-0,4/0 16:14	0-0,0/-1 21:40	0-0,2/-1 16:04	0-0,0/-1 13:03	MIN
Oct 11	@ ARI	INJ	0-0,0/0 16:27	0-0,1/-1 22:39	0-0,5/1 17:43	0-0,1/0 18:41	MIN
Oct 12	Vs WPG	INJ	0-0,1/0 18:56	0-0,1/1 21:38	0-0,2/2 19:11	0-0,0/0 16:36	MIN
Oct 14	Vs EDM	INJ	1-0,2/0 15:18	0-1,1/1 22:53	0-1,2/1 16:06	0-0,0/0 15:12	MIN
Oct 16	Vs STL	INJ	0-0,2/0 16:18	0-0,1/0 26:10	0-0,2/0 22:13	0-0,0/0 15:33	MIN
Oct 19	Vs MIN	INJ	0-0,1/0 20:05	0-1,1/0 24:07	0-0,0/0 15:06	0-0,0/0 19:33	MIN
Oct 23	Vs BUF	INJ	0-0,4/0 16:41	SUS	0-0,4/0 17:24	0-0,2/0 13:40	MIN
Oct 26	Vs CBJ	INJ	0-0,2/0 17:06	SUS	0-0,1/2 23:57	0-0,2/0 17:40	MIN
Oct 28	@ PHI	INJ	0-0,5/-2 19:33	SUS	0-0,3/0 23:48	0-0,3/-1 20:40	MIN
Oct 30	@ PIT	INJ	0-0,4/0 18:16	SUS	0-0,4/-1 19:43	0-0,6/0 17:41	0-0,1/0 05:15
Oct 31	@ DET	0-1,0/1 12:34	0-0,2/-1 17:02	SUS	1-0,3/2 19:39	0-0,2/0 16:50	MIN
Nov 2	@ CAR	0-0,2/1 13:12	0-0,3/-1 15:52	SUS	1-0,4/-1 17:36	0-0,0/1 13:21	MIN
Nov 4	@ DAL	1-1,2/1 14:21	1-0(W),1/1 15:19	SUS	0-0,1/1 19:52	0-1,0/2 12:34	MIN
Nov 6	Vs NYI	0-0,3/0 16:00	0-0,4/-1 15:44	SUS	0-0,1/0 23:10	0-0,1/0 17:05	MIN
Nov 8	Vs VAN	0-0,2/0 11:29	0-0,2/0 15:57	SUS	0-3,4/3 25:30	0-0,2/0 13:26	MIN
Nov 12	@ ANA	1-0,3/0 13:18	0-0,1/-1 17:50	SUS	0-1,2/1 26:03	0-0,1/-1 14:30	MIN
Nov 13	Vs DAL	0-0,1/0 14:08	0-0,2/0 15:14	SUS	0-0,1/-1 11:55	0-0,1/0 15:54	MIN
Nov 15	Vs ANA	0-0,5/0 12:23	0-0,1/-1 16:05	SUS	INJ	1-1(W),2/1 18:05	MIN
Nov 18	Vs FLA	0-0,2/1 13:56	1-0,3/-1 14:02	SUS	INJ	0-0,1/0 15:12	MIN
Nov 20	Vs CAR	1-0,6/1 14:11	0-1,4/0 16:20	SUS	INJ	0-0,1/0 15:13	MIN
Nov 22	@ DAL	0-0,0/-1 14:54	0-1,2/0 14:38	SUS	INJ	0-2,3/0 15:34	MIN
Nov 25	@ NSH	0-0,0/0 13:12	0-0,0/0 14:46	SUS	INJ	0-0,0/1 16:47	MIN
Nov 26	@ MIN	0-0,4/0 13:00	1-1,4/2 18:38	SUS	INJ	0-1,1/2 16:47	MIN
Nov 29	Vs CHI	0-0,0/1 13:19	0-0,1/1 14:15	SUS	INJ	0-0,2/1 16:41	MIN
Dec 2	Vs BOS	0-0,2/0 13:33	0-0,3/0 18:01	SUS	0-0,2/0 19:01	0-0,2/0 16:28	MIN
Dec 4	@ ARI	0-0,1/0 13:38	2-1(W),2/2 18:10	SUS	1-1,1/1 21:16	1-1,2/2 16:25	MIN
Dec 6	Vs PHI	0-0,3/0 11:48	0-0,4/0 17:29	SUS	0-0,2/1 20:14	0-1,1/0 15:55	MIN
Dec 9	@ BUF	0-0,2/0 15:07	0-0,2/0 17:02	SUS	0-0,2/0 22:35	0-0,3/0 15:03	MIN
Dec 11	@ OTT	1-0(W),5/0 14:23	0-0,0/0 17:38	SUS	0-0,1/0 19:54	0-0,1/0 16:09	MIN
Dec 12	@ MTL	0-0,7/1 10:24	0-0,8/-3 19:32	SUS	0-0,1/0 19:16	0-0,1/0 15:04	MIN
Dec 14	@ TOR	0-0,0/0 14:22	0-0,1/-1 16:31	SUS	0-2,2/2 23:00	0-1,1/3 18:05	MIN
Dec 16	@ STL	0-0,2/-1 14:11	0-0,3/-1 14:40	SUS	0-0,0/-2 20:36	0-0,0/1 14:55	MIN
Dec 18	Vs STL	0-0,2/0 13:03	0-0,3/-1 15:47	SUS	0-0,3/0 22:59	0-1,0/0 16:51	MIN
Dec 20	Vs ARI	0-0,1/21 16:00	0-0,1/0 14:40	SUS	0-1,3/-1 22:16	0-0,1/0 14:36	MIN
Dec 22	Vs CGY	1-0,3/0 12:50	0-1,5/0 16:47	SUS	0-0,0/1 22:26	0-0,1/0 17:44	MIN
Dec 27	Vs SJS	0-1,2/1 14:15	0-0,1/-1 13:36	SUS	0-0,2/0 21:27	0-0,0/1 15:17	MIN
Dec 29	@ CGY	0-1,0/1 13:41	0-1,2/0 18:34	SUS	0-0,1/0 22:06	0-0,2/0 16:17	MIN
Dec 30	@ EDM	0-0,1/0 14:41	0-0,4/0 17:08	SUS	0-0,3/-1 27:06	0-0,2/0 15:24	MIN
Jan 1	@ VAN	0-0,0/0 13:25	0-1,1/0 14:29	SUS	0-0,0/0 19:50	1-0(W),4/1 14:32	MIN
Jan 3	Vs NSH	0-0,3/-2 11:15	0-1,2/0 16:24	SUS	1-2,3/3 21:46	0-0,0/0 15:22	MIN
Jan 5	Vs NYR	0-0,2/0 11:03	0-2,2/1 17:59	SUS	0-1,2/1 25:03	0-0,0/0 13:47	MIN
Jan 10	Vs WPG	0-1,1/0 12:53	0-2,-1/1 19:56	SUS	0-0,1/0 20:42	0-0,1/-1 15:45	MIN
Jan 12	Vs TOR	0-0,0/0 12:15	0-0,3/0 18:26	SUS	0-0,0/0 22:10	0-0,1/0 18:33	MIN
Jan 14	Vs NJD	0-0,1/0 13:03	1-0,4/-1 15:51	SUS	0-0,2/0 21:21	0-0,1/1 14:29	MIN
Jan 17	Vs ANA	0-0,0/0 15:39	0-0,3/0 20:08	SUS	1-0,2/1 22:20	0-0,4/0 18:44	MIN
Jan 19	Vs CGY	0-0,1/1 13:30	0-1,5/0 15:55	SUS	0-0,0/-2 24:34	0-0,1/1 15:12	MIN
Jan 21	@ SJS	0-0,1/0 16:31	1-0,4/-1 17:10	SUS	0-0,0/-1 16:26	0-0,0/0 13:24	MIN
Jan 28	Vs CHI	0-0,1/-1 10:21	0-0,4/-1 16:51	SUS	0-0,0/1 21:55	0-0,0/0 16:48	MIN
Jan 31	@ BOS	0-0,2/1 12:06	0-0,3/-1 15:57	SUS	0-0,2/0 19:54	0-0,1/-2 15:42	MIN
Feb 3	@ WSH	0-0,1/-1 11:17	0-0,2/-1 18:43	SUS	0-0,0/-1 21:34	0-0,3/-1 14:13	MIN
Feb 5	@ FLA	0-0,2/0 13:09	0-2,3/0 18:41	SUS	0-0,2/0 20:01	0-0,1/-1 16:07	MIN
Feb 7	@ TBL	0-1,3/-1 14:44	0-0,1/1 18:28	SUS	0-0,0/0 02:56	0-0,0/0 14:28	MIN
Feb 9	@ CBJ	0-0,4/0 16:06	1-0(W),5/1 16:49	SUS	INJ	0-0,4/0 15:02	MIN
Feb 12	Vs CGY	0-0,1/0 16:27	0-0,6/0 17:50	SUS	INJ	0-0,0/0 16:58	MIN
Feb 14	Vs WSH	1-0(W),4/1 16:02	0-1,0/1 15:27	SUS	INJ	0-1,0/1 15:08	MIN
Feb 16	Vs TBL	0-0,1/1 15:40	0-0,3/0 15:00	SUS	INJ	0-0,1/0 15:46	MIN
Feb 18	@ COL	0-1,2/1 16:05	0-1,1/1 15:53	SUS	INJ	0-0,1/0 13:52	MIN
Feb 21	@ SJS	0-0,0/0 16:03	0-0,0/0 16:44	SUS	INJ	0-0,2/0 14:58	MIN
Feb 24	Vs DET	0-0,2/0 14:27	0-0,1/0 16:30	SUS	INJ	0-0,0/0 12:52	MIN
Feb 26	@ OTT	0-0,1/0 14:09	0-0,2/-1 15:49	SUS	INJ	0-0,2/0 13:12	MIN
Feb 27	Vs ANA	1-0,1/0 15:40	0-0,1/0 17:31	SUS	INJ	0-0,1/0 15:34	MIN
Mar 1	@ WPG	0-0,2/-1 17:17	0-0,1/-2 13:32	SUS	INJ	0-0,1/-1 17:24	MIN
Mar 3	@ EDM	1-2,1/3 15:02	0-0,1/0 13:28	SUS	INJ	0-0,0/0 15:11	MIN
Mar 5	Vs MTL	0-0,2/-1 18:05	0-1,2/0 16:06	SUS	INJ	0-0,0/-1 15:31	MIN
Mar 7	Vs PIT	0-0,3/0 15:59	0-0,2/0 15:11	SUS	INJ	0-0,0/0 13:08	MIN
Mar 10	@ COL	0-1,4/1 15:58	0-0,1/-2 17:22	SUS	INJ	0-0,0/-1 13:51	MIN
Mar 12	@ VAN	0-1,3/2 16:50	0-0,0/0 16:33	SUS	INJ	0-0,1/0 14:26	MIN
Mar 14	Vs NSH	0-0,0/0 16:24	0-0,0/0 14:47	SUS	INJ	INJ	MIN
Mar 16	Vs ARI	0-0,2/0 14:40	0-0,1/0 17:28	SUS	INJ	INJ	MIN
Mar 18	@ ANA	0-1,2/1 15:30	0-0,2/-1 17:29	SUS	INJ	INJ	MIN
Mar 21	Vs VAN	0-0,2/0 15:28	0-0,3/-3 19:04	SUS	DND	INJ	MIN
Mar 23	@ NJD	0-0,3/-1 11:57	0-0,2/1 15:05	SUS	0-0,3/0 16:23	INJ	MIN
Mar 24	@ NYR	0-1,2/1 14:16	0-0,3/0 15:15	SUS	0-0,1/0 15:03	INJ	MIN
Mar 26	@ NYI	0-0,1/0 15:53	0-1,2/1 16:59	SUS	0-0,1/0 15:09	INJ	MIN
Mar 28	@ MIN	0-0,2/0 13:41	0-0,3/-1 15:27	SUS	0-0,0/0 17:32	INJ	MIN
Mar 30	@ CHI	0-1,2/1 14:29	0-0,2/1 15:32	SUS	0-0,3/3 17:51	INJ	MIN
Apr 2	Vs EDM	0-1,1/0 14:40	1-0,2/0 14:33	SUS	0-1,1/1 18:44	0-1,1/0 14:37	MIN
Apr 4	Vs COL	0-0,2/0 15:55	0-0,1/0 17:11	SUS	1-0(W),2/1 17:57	0-0,0/0 15:03	MIN
Apr 6	@ VAN	0-0,2/0 13:14	0-0,2/0 16:25	SUS	0-0,3/0 21:46	0-0,2/0 11:44	MIN
Apr 7	@ EDM	0-0,0/-2 13:50	0-0,1/-2 15:14	SUS	0-0,4/-2 20:43	0-0,0/-2 13:03	MIN
Apr 9	@ CGY	0-0,3/-1 13:04	0-0,3/-2 13:55	SUS	0-1,3/0 17:08	0-0,0/-1 13:10	MIN
Apr 11	Vs SJS	0-0,2/0 13:46	0-0,3/0 15:09	SUS	0-0,1/1 18:07	0-1,2/2 12:38	MIN

KINGS 2014-15  
PLAYER GAME-BY-GAME RESULTS

Date	Opp.	SHORE #37	REGEHR #44	SCHULTZ #55	PEARSON #70	NOLAN #71	TOFFOLI #73
Oct 8	Vs SJS	MIN	0-0/2-1 16:54	MIN	0-0/2/0 13:24	MIN	0-0/0/0 12:48
Oct 11	@ ARI	MIN	0-0/0/0 23:56	MIN	1-0/2/2 11:30	0-0/2/0 10:45	0-1/2/2 12:55
Oct 12	Vs WPG	MIN	0-0/2/0 17:24	MIN	1-1/1/2 10:32	0-0/0/0 11:47	1-1/2/3 12:17
Oct 14	Vs EDM	MIN	0-0/1/1 20:39	MIN	2-1/2/2 14:44	0-0/0/0 13:35	1-1/4/3 15:29
Oct 16	Vs STL	MIN	0-0/0/0 21:41	MIN	0-0/0/0 14:41	0-0/1/0 06:40	0-0/2/0 14:52
Oct 19	Vs MIN	MIN	0-0/0/0 21:24	MIN	1-0(W)/2/1 10:30	0-0/0/0 05:20	1-1/2/1 11:53
Oct 23	Vs BUF	MIN	0-0/2/0 20:09	MIN	0-0/3/0 13:29	0-0/3/0 12:38	0-1/4/0 15:28
Oct 26	Vs CBJ	MIN	0-1/1/2 21:01	MIN	2-0/3/2 13:36	0-0/1/0 10:24	1-3/2/2 16:25
Oct 28	@ PHI	MIN	0-0/0/2 25:14	MIN	0-0/4/0 16:52	0-0/0/0 06:46	1-0/3/1 16:51
Oct 30	@ PIT	MIN	0-0/0/-1 19:16	MIN	0-0/1/0 13:52	0-0/1/-1 11:35	0-0/2/0 16:18
Oct 31	@ DET	MIN	0-1/2/1 20:29	MIN	0-0/0/0 14:48	0-0/0/-1 11:01	1-0/4/0 15:03
Nov 2	@ CAR	MIN	0-0/1/-1 17:28	MIN	0-0/3/1 14:43	SUS	0-0/1/-1 16:09
Nov 4	@ DAL	MIN	0-0/1/1 18:48	MIN	0-0/0/0 11:04	SUS	0-0/4/0 13:11
Nov 6	Vs NYI	MIN	0-0/2/0 21:14	MIN	0-0/1/0 13:00	0-0/1/0 10:57	0-0/1/0 17:08
Nov 8	Vs VAN	MIN	INJ	MIN	0-1/3/3 12:17	0-0/0/0 01:19	1-2/4/3 10:59
Nov 12	@ ANA	MIN	INJ	MIN	0-0/0/-1 08:00	DND	0-0/0/-1 10:43
Nov 13	Vs DAL	MIN	INJ	MIN	0-0/2/0 13:55	DND	0-0/1/0 13:59
Nov 15	Vs ANA	MIN	0-0/0/0 16:08	MIN	0-0/1/-1 12:47	0-0/1/0 07:57	1-0/7/0 11:34
Nov 18	Vs FLA	MIN	1-0/2/0 16:47	MIN	0-0/1/0 12:36	DND	0-0/2/1 15:58
Nov 20	Vs CAR	MIN	0-0/1/0 18:00	MIN	1-0(W)/2/1 12:21	DND	0-0/4/-1 13:42
Nov 22	@ DAL	MIN	0-0/1/0 15:53	MIN	1-0/5/1 12:36	DND	0-0/2/0 12:57
Nov 25	@ NSH	MIN	0-0/2/-1 19:09	MIN	0-0/0/-1 13:19	DND	0-0/2/-1 14:25
Nov 26	@ MIN	MIN	0-0/1/2 18:02	MIN	0-0/0/0 12:50	DND	1-0/2/1 11:36
Nov 29	Vs CHI	MIN	0-0/0/-2 17:14	MIN	0-0/1/-1 16:38	1-0/1/-1 12:07	0-0/0/0 13:12
Dec 2	Vs BOS	MIN	0-0/1/0 18:19	MIN	1-0(W)/2/1 15:29	0-0/1/0 10:30	1-0/5/1 14:26
Dec 4	@ ARI	MIN	0-0/2/2 19:59	MIN	0-0/3/0 16:00	0-0/3/0 10:39	0-0/4/0 11:52
Dec 6	Vs PHI	MIN	0-1/2/1 17:06	MIN	0-0/1/0 17:11	0-0/0/0 08:59	0-0/3/0 11:33
Dec 9	@ BUF	MIN	0-0/0/0 18:29	MIN	0-0/2/0 13:22	0-0/2/0 09:40	0-0/3/0 14:56
Dec 11	@ OTT	MIN	0-0/4/2 22:15	MIN	1-0/2/1 11:24	DND	0-1/2/0 12:56
Dec 12	@ MTL	MIN	0-0/1/0 16:46	MIN	0-0/2/0 15:29	DND	0-2/1/1 13:36
Dec 14	@ TOR	MIN	0-1/0/3 25:33	MIN	0-0/1/0 13:15	DND	0-0/4/-1 15:19
Dec 16	@ STL	MIN	0-0/0/0 19:55	MIN	0-0/1/0 12:49	DND	0-0/0/-1 13:21
Dec 18	Vs STL	MIN	0-0/0/0 06:27	MIN	0-0/1/0 10:38	DND	0-0/2/0 08:29
Dec 20	Vs ARI	MIN	INJ	DND	0-0/2/0 14:46	DND	0-1/1/1 13:31
Dec 22	Vs CGY	MIN	INJ	DND	0-0/2/0 11:54	DND	0-0/2/0 12:47
Dec 27	Vs SJS	MIN	INJ	DND	0-0/3/1 13:27	DND	1-0/4/1 14:10
Dec 29	@ CGY	MIN	INJ	0-0/0/0 13:28	0-0/0/0 13:21	0-0/0/-1 09:27	1-0/4/1 15:59
Dec 30	@ EDM	MIN	INJ	0-0/1/0 19:31	0-0/2/1 16:47	DND	0-0/4/0 17:09
Jan 1	@ VAN	MIN	INJ	0-0/2/0 15:09	0-1/2/0 14:01	DND	0-0/4/0 14:35
Jan 3	Vs NSH	MIN	INJ	0-0/0/0 12:17	0-0/1/-1 10:44	DND	0-0/1/0 11:07
Jan 8	Vs NYR	MIN	INJ	0-0/1/0 16:26	1-0/2/0 14:37	DND	0-1/3/0 14:44
Jan 10	Vs WPG	MIN	INJ	0-0/2/-1 16:15	0-0/0/0 08:58	0-0/0/-1 04:30	INJ
Jan 12	Vs TOR	DND	INJ	0-0/1/0 18:08	INJ	0-0/0/0 08:48	INJ
Jan 14	Vs NJD	DND	INJ	0-0/0/1 15:41	INJ	0-0/1/0 11:15	INJ
Jan 17	Vs ANA	0-0/1/0 10:35	INJ	0-1/0/1 23:48	INJ	0-0/0/1 12:04	INJ
Jan 19	Vs CGY	0-0/3/0 09:33	DND	INJ	0-0/2/0 10:02	INJ	INJ
Jan 21	@ SJS	0-0/1/-1 13:06	MIN	INJ	0-0/1/0 12:39	INJ	INJ
Jan 28	Vs CHI	0-0/0/-2 06:11	MIN	INJ	0-0/0/-2 06:21	1-1/1/2 14:10	INJ
Jan 31	@ BOS	0-0/2/1 12:13	MIN	INJ	1-0/1/0 13:12	0-0/3/-3 15:51	INJ
Feb 3	@ WSH	DND	0-0/2/-2 21:42	MIN	0-0/2/0 10:21	0-0/0/0 12:44	INJ
Feb 5	@ FLA	0-0/0/0 10:23	MIN	INJ	0-0/0/0 10:13	0-0/3/-1 13:04	INJ
Feb 7	@ TBL	0-0/1/0 07:16	MIN	INJ	0-0/0/0 08:43	1-0/5/1 16:49	INJ
Feb 9	@ CBJ	0-0/1/-1 08:56	MIN	INJ	0-0/0/1 10:51	1-0/3/1 15:10	INJ
Feb 12	Vs CGY	0-0/1/0 08:01	MIN	INJ	1-0(W)/1/0 05:26	3-1/6/3 17:32	INJ
Feb 14	Vs WSH	0-0/1/0 09:04	MIN	INJ	0-0/0/0 08:47	0-1/3/1 14:22	INJ
Feb 16	Vs TBL	0-1/0/1 10:36	MIN	INJ	1-0/1/1 09:03	0-0/2/-1 13:59	INJ
Feb 18	@ COL	0-0/0/0 08:31	MIN	INJ	0-0/0/0 10:27	1-1(W)/4/1 15:45	INJ
Feb 21	@ SJS	0-0/0/0 12:05	MIN	INJ	0-0/0/1 08:54	0-0/3/0 15:28	INJ
Feb 24	Vs DET	0-0/1/0 11:02	MIN	INJ	0-0/0/0 09:48	0-0/4/0 16:06	INJ
Feb 26	Vs OTT	0-0/1/0 09:22	MIN	INJ	0-0/0/0 09:06	0-0/6/0 18:17	INJ
Feb 27	@ ANA	0-0/2/0 11:02	MIN	INJ	0-0/0/0 09:39	0-0/2/-1 17:00	INJ
Mar 1	@ WPG	DND	0-0/0/-3 17:32	MIN	0-0/2/0 11:30	0-0/1/1 15:59	INJ
Mar 3	@ EDM	0-1/3/0 10:17	MIN	INJ	0-1/0/0 09:33	0-1/2/1 15:33	INJ
Mar 5	Vs MTL	0-0/0/-1 07:54	MIN	INJ	0-0/0/-1 07:16	0-0/3/0 19:58	INJ
Mar 7	Vs PIT	0-0/1/0 09:50	MIN	INJ	0-0/2/0 08:56	0-0/3/-1 17:16	INJ
Mar 10	@ COL	0-1/0/2 12:52	MIN	INJ	0-1/1/0 14:38	0-0/5/0 15:39	INJ
Mar 12	Vs VAN	0-1/0/1 13:19	MIN	INJ	0-0/0/0 14:49	1-0(W)/3/0 13:56	INJ
Mar 14	Vs NSH	0-0/1/0 13:36	MIN	INJ	0-0/0/0 08:27	0-0/2/0 14:39	INJ
Mar 16	Vs ARI	0-0/3/0 12:58	MIN	INJ	0-1/0/1 10:51	0-0/2/0 13:45	INJ
Mar 18	@ ANA	0-0/2/-1 11:08	MIN	INJ	0-0/0/0 08:47	0-0/1/0 13:57	INJ
Mar 21	Vs VAN	0-0/0/0 10:49	MIN	INJ	0-0/1/0 08:24	0-0/2/0 11:11	INJ
Mar 23	@ NJD	0-0/0/0 11:12	MIN	INJ	0-0/2/0 11:26	1-0(W)/4/0 15:14	INJ
Mar 24	@ NYR	0-0/0/0 13:13	MIN	INJ	0-0/0/0 09:55	0-0/3/1 18:15	INJ
Mar 26	@ NYI	1-0/1/1 13:30	MIN	INJ	0-0/1/0 09:57	1-0/5/0 15:35	INJ
Mar 28	@ MIN	0-0/0/0 11:49	MIN	INJ	0-0/0/0 09:24	0-1/2/1 17:48	INJ
Mar 30	@ CHI	0-1/2/1 14:16	MIN	INJ	0-0/2/-2 09:29	0-0/2/-1 16:52	INJ
Apr 2	Vs EDM	0-0/3/1 13:12	MIN	INJ	1-0/1/1 12:43	0-1/2/1 14:19	INJ
Apr 4	Vs COL	0-0/0/0 12:44	MIN	INJ	0-0/0/0 11:37	0-1/4/1 14:23	INJ
Apr 6	@ VAN	0-0/2/-1 11:46	MIN	INJ	0-0/1/0 09:38	0-1/1/1 17:06	INJ
Apr 7	@ EDM	0-0/1/-1 14:36	MIN	INJ	0-0/1/-1 13:10	0-0/0/0 15:24	INJ
Apr 9	@ CGY	DND	0-0/0/0 18:32	MIN	1-0/2/1 11:30	0-0/3/-1 16:35	INJ
Apr 11	Vs SJS	DND	0-0/2/1 21:54	MIN	0-0/2/0 13:37	1-1/2/2 12:43	INJ

Skaters: Goals-Assists (Game Winning), Shots / (+/-), TOI

Goalies: Goals Allowed / Shots, Decision, Minutes Played

KINGS 2014-15  
PLAYER GAME-BY-GAME RESULTS

Date	Opp.	KING #74	CARTER #77	JONES #31	QUICK #32	BERUBE #35
Oct 8	Vs SJS	0-0/0/-2 13:14	0-0,4/0 19:46	0/3 19:54	4/27 L 40:00	MIN
Oct 11	@ ARI	0-0,0/0 15:44	1-0,4/2 18:11	DNP	3/40 O 64:46	MIN
Oct 12	Vs WPG	0-0,1/0 14:35	1-1,3/3 14:40	1/30 W 60:00	DNP	MIN
Oct 14	Vs EDM	0-1,0/0 12:58	1-1,2/3 14:54	DNP	1/32 W 60:00	MIN
Oct 16	Vs STL	0-0,1/0 16:44	0-0,2/0 21:16	DNP	0/43 W 65:00	MIN
Oct 19	Vs MIN	0-0,1/-1 21:37	0-1,1/1 18:46	DNP	1/41 W 59:58	MIN
Oct 23	Vs BUF	0-0,2/0 17:41	1-1(W)/2,0 15:15	DNP	0/29 W 59:58	MIN
Oct 26	Vs CBJ	1-0(W)/1,1 18:49	1-3,1/3 18:06	DNP	2/24 W 60:00	MIN
Oct 28	@ PHI	0-0,2/-2 21:26	0-0,3/1 21:25	DNP	3/43 O 62:36	MIN
Oct 30	@ PIT	0-0,1/0 08:45	0-0,2/0 21:45	3/23 L 59:32	DNP	MIN
Oct 31	@ DET	0-1,2/-2 14:29	0-0,2/-2 16:43	DNP	4/34 L 59:05	MIN
Nov 2	@ CAR	0-0,1/-1 12:11	0-0,0/-1 19:36	DNP	3/32 L 59:25	MIN
Nov 4	@ DAL	0-1,1/1 15:13	0-0,1/0 16:51	DNP	1/34 W 60:00	MIN
Nov 6	Vs NYI	1-0,3/1 12:41	0-0,2/0 18:07	DNP	1/26 O 64:43	MIN
Nov 8	Vs VAN	0-0,1/0 15:21	1-1,2/3 14:17	DNP	1/19 W 60:00	MIN
Nov 12	@ ANA	0-0,1/-1 18:13	0-1,4/0 21:33	DNP	5/49 O 64:57	MIN
Nov 13	Vs DAL	0-0,1/-1 12:41	0-0,1/0 14:50	2/27 L 57:19	DNP	MIN
Nov 15	Vs ANA	DND	0-0,0/0 20:10	DNP	2/29 W 62:14	MIN
Nov 18	Vs FLA	0-1,0/1 15:51	1-1,2/1 16:21	DNP	2/32 W 60:00	MIN
Nov 20	Vs CAR	0-0,1/-1 10:47	0-0,4/-1 16:46	DNP	2/27 W 60:00	MIN
Nov 22	@ DAL	0-0,0/-1 10:41	0-0,2/-1 18:14	DNP	5/23 L 59:04	MIN
Nov 25	@ NSH	0-0,0/0 11:16	0-1,3/0 19:11	3/33 O 65:00	DNP	MIN
Nov 26	@ MIN	0-1,0/1 12:47	0-0,1/0 16:54	0/28 W 60:00	DNP	MIN
Nov 29	Vs CHI	0-0,1/0 15:06	0-0,0/-2 18:44	DNP	3/24 L 58:53	MIN
Dec 2	Vs BOS	0-0,1/1 14:18	0-0,1/1 17:03	DNP	0/31 W 60:00	MIN
Dec 4	@ ARI	0-0,3/0 14:08	0-0,4/0 17:23	0/26 W 59:29	DNP	MIN
Dec 6	Vs PHI	0-0,2/0 12:03	0-0,3/0 21:19	DNP	2/16 L 58:46	MIN
Dec 9	@ BUF	0-0,4/0 11:09	0-0,1/0 16:44	DNP	1/16 L 58:45	MIN
Dec 11	@ OTT	0-0,0/0 10:16	0-1,3/-1 16:11	DNP	3/35 W 60:00	MIN
Dec 12	@ MTL	0-0,1/1 10:20	0-0,0/-2 19:06	6/20 L 60:00	DNP	MIN
Dec 14	@ TOR	1-0,2/1 12:28	0-0,3/-1 19:38	DNP	3/31 O 64:57	MIN
Dec 16	@ STL	0-0,3/-1 12:25	0-1,4/-1 18:45	DNP	4/22 L 59:10	MIN
Dec 18	Vs STL	1-0,1/0 14:11	1-3,6/2 19:16	DNP	4/28 W 59:57	MIN
Dec 20	Vs ARI	0-0,0/-1 10:50	2-0(W)/6,0 17:34	DNP	2/17 W 60:00	MIN
Dec 22	Vs CGY	0-0,3/-1 12:26	0-0,3/-1 19:34	DNP	4/28 O 64:07	MIN
Dec 27	Vs SJS	0-0,0/0 13:04	0-1,5/0 18:31	DNP	1/22 W 59:40	MIN
Dec 29	@ CGY	0-0,3/-1 15:24	0-0,4/-1 17:23	DNP	2/15 L 58:35	MIN
Dec 30	@ EDM	0-0,3/-1 13:50	0-1,2/-1 20:21	DNP	2/21 O 65:00	MIN
Jan 1	@ VAN	1-0,3/1 12:07	0-0,3/0 19:49	DNP	2/16 W 60:00	MIN
Jan 3	Vs NSH	2-0,6/2 14:38	0-1,1/-1 14:53	4/16 O 49:18	3/9 09:43	MIN
Jan 8	Vs NYR	0-0,1/0 14:04	0-1,4/0 18:55	DNP	4/26 L 58:35	MIN
Jan 10	Vs WPG	0-0,3/-1 14:29	0-0,1/0 21:42	DNP	4/25 O 65:00	MIN
Jan 12	Vs TOR	0-0,1/0 14:55	0-2,3/2 17:55	0/19 W 60:00	DNP	MIN
Jan 14	Vs NJD	0-0,2/0 12:02	0-0,2/-2 18:32	3/13 48:21	2/7 L 10:40	MIN
Jan 17	Vs ANA	0-0,1/0 13:23	0-0,0/0 18:40	INJ	2/31 O 64:53	DNP
Jan 19	Vs CGY	0-0,1/0 13:58	0-0,5/0 18:54	INJ	2/23 O 64:06	DNP
Jan 21	@ SJS	0-0,1/-1 16:46	1-0,2/-1 18:45	INJ	3/24 L 56:45	DNP
Jan 28	Vs CHI	0-1,2/2 15:55	2-1,5/2 17:41	DNP	3/29 W 60:00	MIN
Jan 31	@ BOS	0-0,1/0 15:03	0-0,2/-2 17:34	DNP	2/32 L 59:26	MIN
Feb 3	@ WSH	0-0,2/-1 15:46	0-0,3/-1 17:50	DNP	4/27 L 60:00	MIN
Feb 5	@ FLA	0-0,2/-1 16:18	0-0,2/0 17:08	DNP	3/20 L 58:54	MIN
Feb 7	@ TBL	0-0,1/1 12:27	0-0,2/1 18:19	DNP	2/28 W 60:00	MIN
Feb 9	@ CBJ	1-1,2/1 17:44	1-1,5/1 18:22	DNP	3/26 W 60:00	MIN
Feb 12	Vs CGY	1-1,3/3 17:00	0-3,8/3 18:06	DNP	3/18 W 60:00	MIN
Feb 14	Vs WSH	1-0,7/1 14:38	0-1,0/1 17:22	DNP	1/28 W 60:00	MIN
Feb 16	Vs TBL	0-2,3/0 14:07	1-0(W)/5,1 17:39	DNP	2/23 W 59:50	MIN
Feb 18	@ COL	0-1,0/1 11:21	2-0,6/1 19:27	DNP	1/43 W 60:00	MIN
Feb 21	@ SJS	0-0,1/-1 15:49	0-1,2/1 16:13	DNP	1/32 W 60:00	MIN
Feb 24	Vs DET	0-0,1/0 10:44	0-0,2/0 18:20	DNP	0/20 W 60:00	MIN
Feb 26	Vs OTT	0-0,3/0 15:18	0-0,4/0 17:55	DNP	1/28 L 58:36	MIN
Feb 27	@ ANA	0-0,5/-1 14:57	0-0,4/-1 17:31	3/31 L 59:24	DNP	MIN
Mar 1	@ WPG	0-0,1/1 15:33	2-0,3/1 15:58	0/7 18:57	4/21 L 40:00	MIN
Mar 3	@ EDM	0-0,1/0 15:06	1-0(W)/1,1 14:35	DNP	2/23 W 60:00	MIN
Mar 5	Vs MTL	0-0,1/-1 12:34	1-0,3/0 20:14	DNP	3/18 W 64:23	MIN
Mar 7	Vs PIT	0-0,0/0 12:36	0-0,0/-1 17:33	DNP	1/18 O 61:44	MIN
Mar 10	@ COL	0-0,1/0 13:13	1-0,3/1 15:57	DNP	2/23 W 60:00	MIN
Mar 12	@ VAN	0-0,0/0 13:48	0-0,1/0 14:47	DNP	0/19 W 60:00	MIN
Mar 14	Vs NSH	0-0,1/0 11:42	1-0,4/0 17:56	DNP	2/23 L 58:51	MIN
Mar 16	Vs ARI	0-0,2/0 13:17	0-0,3/0 17:11	DNP	0/25 W 59:54	MIN
Mar 18	@ ANA	0-0,1/-1 17:37	1-0,3/-1 16:03	DNP	3/26 O 60:41	MIN
Mar 21	Vs VAN	0-0,2/0 16:55	0-0,3/-2 20:00	DNP	2/40 L 58:48	MIN
Mar 23	@ NJD	0-0,0/-1 14:08	0-0,2/0 19:14	DNP	1/20 W 59:55	MIN
Mar 24	@ NYR	0-1,4/1 17:08	1-0(W)/2,1 16:59	DNP	2/36 W 59:50	MIN
Mar 26	@ NYI	0-0,3/-1 14:29	0-1,2/0 18:51	DNP	2/27 W 60:00	MIN
Mar 28	@ MIN	0-1,2/0 18:56	0-1,5/0 20:40	1/10 39:27	2/9 L 20:00	MIN
Mar 30	@ CHI	0-0,3/0 16:29	0-0,2/-1 18:30	DNP	4/40 L 60:00	MIN
Apr 2	Vs EDM	0-1,2/1 15:42	2-0,6/1 15:59	DNP	2/30 W 59:55	MIN
Apr 4	Vs COL	1-0,1/1 15:11	0-2,5/1 16:10	DNP	1/10 W 60:00	MIN
Apr 6	@ VAN	1-0,1/1 16:00	0-1,5/1 17:23	DNP	1/38 O 65:00	MIN
Apr 7	@ EDM	0-0,1/0 13:52	0-0,1/-1 16:35	3/21 L 58:41	DNP	MIN
Apr 9	@ CGY	0-0,1/-1 17:37	0-0,0/-1 17:38	DNP	2/24 L 59:10	MIN
Apr 11	Vs SJS	0-0,0/0 14:58	0-1,1/2 16:42	DNP	1/21 W 60:00	MIN

## KINGS 2014-15 SEASON TRANSACTIONS

**Opening Day Roster** – Andy Andreoff, Dustin Brown, Jeff Carter, Kyle Clifford, Drew Doughty, Marian Gaborik, Matt Greene, Martin Jones, Dwight King, Anze Kopitar, Trevor Lewis, Alec Martinez, Brayden McNabb, Jake Muzzin, Jordan Nolan, Tanner Pearson, Jonathan Quick, Robyn Regehr, Mike Richards, Jarret Stoll, Tyler Toffoli, Slava Voynov, Justin Williams

**Oct. 5** – J-F Berube (G) and Jordan Weal (C) loaned to Manchester (AHL); Andrew Bodnarchuk (D) placed on injured reserve; Justin Auger (RW) and Zachary Leslie (C) signed to three-year entry-level contracts

**Oct. 7** – Jeff Schultz (D) loaned to Manchester (AHL); Adam Cracknell (RW) claimed off waivers by CBJ

**Oct. 14** – Placed Trevor Lewis (C) on injured reserve retroactive to Oct. 8

**Oct. 30** – Recalled David Van der Gulik (LW) from Manchester (AHL)

**Oct. 31** – Activated Trevor Lewis (C) from injured reserve; assigned David Van der Gulik (LW) to Manchester (AHL)

**Nov. 11** – Signed Jamie McBain (D) to a one-year contract

**Nov. 17** – Activated Andrew Bodnarchuk (D) from injured reserve, assigned him to Manchester (AHL)

**Dec. 5** – Assigned Andy Andreoff (LW) to Manchester (AHL) on conditioning assignment

**Dec. 19** – Recalled Jeff Schultz (D) from Manchester (AHL); Placed Robyn Regehr (D) on injured reserve retroactive to Dec. 18

**Dec. 20** – Recalled Andy Andreoff (LW) from conditioning assignment in Manchester (AHL)

**Jan. 12** – Recalled Nick Shore (C) from Manchester (AHL); Placed Tanner Pearson (LW) on injured reserve retroactive to Jan. 10

**Jan. 17** – Recalled J-F Berube (G) from Manchester (AHL); Placed Tyler Toffoli (C) on injured reserve retroactive to Jan. 8

**Jan. 19** – Activated Robyn Regehr (D) from injured reserve; Placed Martin Jones (G) on injured reserve retroactive to Jan. 14

**Jan. 21** – Assigned Jeff Schultz (D) to Manchester (AHL)

**Jan. 22** – Assigned Nick Shore (C) and J-F Berube (G) to Manchester (AHL); Activated Martin Jones (G) from injured reserve

**Jan. 26** – Recalled Nick Shore (C) from Manchester (AHL)

**Jan. 27** – Assigned Mike Richards (C) to Manchester (AHL)

**Feb. 11** – Recalled Derek Forbort (D) from Manchester (AHL)

**Feb. 23** – Signed Jordan Nolan (C) to a three-year contract extension

**Feb. 25** – Signed Kyle Clifford (LW) to a five-year contract extension

**Feb. 25** – Andrej Sekera (D) acquired from CAR in exchange for Roland McKeown (D) and a first-round selection in 2016 NHL Draft; placed Alec Martinez (D) on injured reserve retroactive to Feb. 7

**Feb. 27** – Assigned Derek Forbort (D) to Manchester (AHL)

**March 20** – Activated Alec Martinez (D) from injured reserve

**March 22** – Recalled Mike Richards (C) from Manchester (AHL)

**April 2** – Signed Tanner Pearson (LW) to a two-year contract extension; Signed Jonny Brodzinski (RW) to a two-year entry-level contract

# ALL-TIME RECORDS

MEDIA  
KINGS  
GUIDE

MEDIA  
KINGS  
GUIDE

KINGS

Serious Hockey.

Los Angeles  
KINGS  
1996-97 Media  
GUIDE

LOS ANGELES KINGS

*The Silver Season*



MYTH•DIVISION  
CHAMPIONS

1991-92 MEDIA GUIDE

Media  
Guide  
1990  
1991



*A Salute to Our Fans*



LA KINGS  
MEDIA GUIDE

1993-94 KINGS  
MEDIA GUIDE



1993  
CAMPBELL  
CONFERENCE  
CHAMPIONS



LOS ANGELES KINGS  
1992-93 MEDIA GUIDE



2012-13  
Media Guide

LAST SEASON



LOS ANGELES KINGS

## KINGS 1967-68 SEASON IN REVIEW

Record: 31-33-10 (72 points)  
West Division Finish: 2nd

General Manager: Larry Regan  
Head Coach: Red Kelly  
Captain: Bob Wall

SCORING										
PLAYER	GP	G	A	PTS	PIM	PLAYER	GP	G	A	PTS
Eddie Joyal	74	23	34	57	20	Brent Hughes	44	4	10	14
Bill Flett	73	26	20	46	97	Dave Amadio	58	4	6	10
Lowell MacDonald	74	21	24	45	12	Brian Kilrea	25	3	5	8
Ted Irvine	73	18	22	40	26	Jim Anderson	7	1	2	3
Gord Labossiere	68	13	27	40	31	Jacques Lemieux	16	0	3	3
Bill White	74	11	27	38	100	Bill Inglis	12	1	1	2
Real Lemieux	74	12	23	35	60	Jim Murray	30	0	2	2
Terry Gray	65	12	16	28	22	Jacques Caron	1	0	0	0
Howie Menard	35	9	15	24	32	Poul Popiel	1	0	0	0
Howie Hughes	74	9	14	23	20	Larry Johnston	4	0	0	0
Bob Wall	71	5	18	23	66	Mike Corrigan	5	0	0	2
Bryan Campbell	44	6	15	21	16	Terry Sawchuk	36	0	0	0
Brian Smith	58	10	9	19	33	Wayne Rutledge	45	0	0	4
Doug Robinson	34	9	9	18	6	Team PIM				
Dale Rolfe	68	3	13	16	84	Team Totals	74	200	315	515
										812
GOALTENDER	GP	MIN	GA	SO	EN	SA	S%	AVG	W-L-T	
Wayne Rutledge	45	2,444	117	2	2	1,148	.898	2.87	20-18-4	
Terry Sawchuk	36	1,936	99	2	2	910	.891	3.07	11-14-6	
Jacques Caron	1	60	4	0	0	37	.892	4.00	0-1-0	
Empty Net Goals			4			4				
Team Totals	74	4,440	224	4	4	2,099	.893	3.03	31-33-10	

## RESULTS

1	*Oct. 14	PHILADELPHIA	4-2	W	1-0-0	7,023	38	Jan. 4	@	Pittsburgh	3-4	L	16-19-3	4,202
2	*Oct. 15	MINNESOTA	5-3	W	2-0-0	4,289	39	Jan. 6	@	St. Louis	1-2	L	16-20-3	7,186
3	Oct. 18	@ Oakland	2-2	T	2-0-1	3,419	40	Jan. 7	@	Oakland	0-6	L	16-21-3	4,577
4	Oct. 21	@ St. Louis	3-3	T	2-0-2	7,127	41	Jan. 11	@	ST. LOUIS	2-2	T	16-21-4	6,894
5	Oct. 22	@ Chicago	5-3	W	3-0-2	16,666	42	Jan. 18	@	PITTSBURGH	3-2	W	17-21-4	5,877
6	Oct. 25	@ Toronto	2-4	L	3-1-2	15,698	43	Jan. 19	@	NEW YORK	5-2	W	18-21-4	11,740
7	Oct. 26	@ Boston	0-2	L	3-2-2	12,973	44	Jan. 21	@	Oakland	0-3	L	18-22-4	3,650
8	Oct. 28	@ Pittsburgh	5-3	W	4-2-2	6,500	45	Jan. 24	@	OAKLAND	1-4	L	18-23-4	7,553
9	**Oct. 31	NEW YORK	1-6	L	4-3-2	5,455	46	Jan. 27	@	Pittsburgh	5-3	W	19-23-4	11,156
10	** Nov. 2	CHICAGO	1-3	L	4-4-2	8,012	47	Jan. 28	@	Philadelphia	2-0	W	20-23-4	13,577
11	Nov. 4	@ Minnesota	2-2	T	4-4-3	10,246	48	Jan. 31	@	Minnesota	1-6	L	20-24-4	10,751
12	Nov. 5	@ Detroit	6-4	W	5-4-3	12,057	49	Feb. 1	@	Detroit	8-6	W	21-24-4	10,267
13	** Nov. 7	OAKLAND	5-4	W	6-4-3	5,164	50	Feb. 3	@	Montreal	1-5	L	21-25-4	15,343
14	** Nov. 9	TORONTO	4-1	W	7-4-3	9,604	51	Feb. 4	@	Chicago	3-5	L	21-26-4	16,666
15	Nov. 15	@ Oakland	1-4	L	7-5-3	3,256	52	Feb. 7	@	MINNESOTA	2-4	L	21-27-4	7,120
16	**Nov. 17	DETROIT	1-4	L	7-6-3	9,498	53	Feb. 8	@	PITTSBURGH	3-1	W	22-27-4	6,195
17	**Nov. 19	MONTREAL	4-2	W	8-6-3	9,849	54	Feb. 12	@	TORONTO	2-0	W	23-27-4	12,307
18	**Nov. 22	OAKLAND	3-1	W	9-6-3	5,301	55	Feb. 14	@	St. Louis	2-2	T	23-27-5	7,652
19	**Nov. 24	PITTSBURGH	5-3	W	10-6-3	6,458	56	Feb. 16	@	PHILADELPHIA	1-1	W	24-27-5	9,057
20	Nov. 26	@ Philadelphia	2-7	L	10-7-3	11,420	57	Feb. 18	@	BOSTON	7-6	L	24-28-5	11,066
21	Nov. 29	@ St. Louis	2-3	L	10-8-3	5,583	58	Feb. 24	@	CHICAGO	3-3	T	24-28-6	15,752
22	Dec. 2	@ Montreal	3-2	W	11-8-3	14,584	59	Feb. 25	@	ST. LOUIS	4-2	W	25-28-6	7,386
23	Dec. 3	@ New York	2-4	L	11-9-3	14,012	60	Feb. 29	@	Philadelphia	3-1	W	26-28-6	9,115
24	** Dec. 6	ST. LOUIS	3-2	W	12-9-3	4,323	61	Mar. 2	@	Toronto	2-5	L	26-29-6	15,816
25	** Dec. 8	PHILADELPHIA	0-3	L	12-10-3	4,624	62	Mar. 5	@	MONTREAL	2-6	L	26-30-6	14,450
26	Dec. 10	@ Boston	3-1	W	13-10-3	13,909	63	Mar. 7	@	OAKLAND	9-2	W	27-30-6	6,678
27	Dec. 13	@ Minnesota	0-4	L	13-11-3	7,749	64	Mar. 9	@	Pittsburgh	1-3	L	27-31-6	8,176
28	**Dec. 15	MINNESOTA	0-3	L	13-12-3	4,149	65	Mar. 10	@	New York	4-3	W	28-31-6	17,250
29	**Dec. 16	BOSTON	2-5	L	13-13-3	6,510	66	Mar. 12	@	DETROIT	2-2	T	28-31-7	10,224
30	**Dec. 19	OAKLAND	3-1	W	14-13-3	4,045	67	Mar. 14	@	Philadelphia	0-0	T	28-31-8	4,116
31	**Dec. 21	PITTSBURGH	4-1	W	15-13-3	4,013	68	Mar. 16	@	Minnesota	2-1	W	29-31-8	13,739
32	**Dec. 23	ST. LOUIS	4-0	W	16-13-3	4,447	69	Mar. 20	@	MINNESOTA	3-3	T	29-31-9	9,453
33	Dec. 25	@ Pittsburgh	3-4	L	16-14-3	4,002	70	Mar. 22	@	ST. LOUIS	6-1	W	30-31-9	8,753
34	Dec. 27	@ St. Louis	2-4	L	16-15-3	8,177	71	Mar. 23	@	PHILADELPHIA	4-2	W	31-31-9	14,003
35	**Dec. 30	PHILADELPHIA	0-2	L	16-16-3	14,366	72	Mar. 26	@	PITTSBURGH	1-2	L	31-32-9	7,057
36	Dec. 31	@ Philadelphia	1-9	L	16-17-3	5,643	73	Mar. 27	@	MINNESOTA	3-5	L	31-33-9	8,559
37	Jan. 3	@ Minnesota	0-6	L	16-18-3	9,921	74	Mar. 30	@	Oakland	2-2	T	31-33-10	7,085

\*Home games played at the Long Beach Arena

\*\*Home games played at the Los Angeles Sports Arena

\*\*\*First game at Forum

## KINGS 1968-69 SEASON IN REVIEW

Record: 24-42-10 (58 points)  
West Division Finish: 4th

General Manager: Larry Regan  
Head Coach: Red Kelly  
Captain: Bob Wall

SCORING										
PLAYER	GP	G	A	PTS	PIM	PLAYER	GP	G	A	PTS
Eddie Joyal	73	33	19	52	24	Skip Krake	30	3	9	12
Bill Flett	72	24	25	49	53	Doug Robinson	31	2	10	12
Real Lemieux	75	11	29	40	68	Ron Anderson	56	3	5	8
Ted Irvine	76	15	24	39	47	Gary Croteau	11	5	1	6
Bill White	75	5	28	33	38	Dave Amadio	65	1	5	6
Howie Hughes	73	16	14	30	10	Bryan Campbell	18	2	1	3
Lowell MacDonald	58	14	14	28	10	Bill Inglis	10	0	1	1
Gord Labossiere	48	10	18	28	12	Gerry Desjardins	60	0	1	1
Howie Menard	56	10	17	27	31	Gerry Foley	1	0	0	0
Bob Wall	71	13	13	26	16	Marc Dufour	2	0	0	0
Jimmy Peters	76	10	15	25	28	Jacques Caron	3	0	0	0
Dale Rolfe	75	3	19	22	85	Wayne Rutledge	17	0	0	0
Brent Hughes	72	2	19	21	73	Team PIM				
Larry Cahan	72	3	11	14	76	Team Totals	76	185	298	483
										698
GOALTENDER	GP	MIN	GA	SO	EN	SA	S%	AVG	W-L-T	
Gerry Desjardins	60	3,499	190	4	3	1,850	.897	3.26	18-34-6	
Wayne Rutledge	17	921	56	0	1	482	.884	3.65	6-7-4	
Jacques Caron	3	140	9	0	1	67	.866	3.86	0-1-0	
Empty Net Goals			5			5				
Team Totals	76	4,560	260	4	5	2,404	.892	3.42	24-42-10	

## RESULTS

1	Oct. 12 @	St. Louis	0-6	L	0-1-0	14,674	39	Jan. 14	NEW YORK	3-1	W	13-20-6	7,091
2	Oct. 13 @	Oakland	4-4	T	0-1-1	2,668	40	Jan. 16	CHICAGO	3-2	W	14-20-6	12,269
3	Oct. 17	BOSTON	2-1	W	1-1-1	10,280	41	Jan. 18	PITTSBURGH	4-0	W	15-20-6	9,712
4	Oct. 19 @	Minnesota	1-4	L	1-2-1	13,262	42	Jan. 23 @	New York	1-3	L	15-21-6	16,777
5	Oct. 20 @	New York	0-7	L	1-3-1	14,612	43	Jan. 25 @	Minnesota	2-3	L	15-22-6	12,215
6	Oct. 23	MONTREAL	2-5	L	1-4-1	9,118	44	Jan. 26 @	Chicago	3-9	L	15-23-6	16,666
7	Oct. 26	PHILADELPHIA	6-2	W	2-4-1	6,597	45	Jan. 29	TORONTO	3-1	W	16-23-6	8,035
8	Oct. 30	CHICAGO	2-4	L	2-5-1	9,407	46	Jan. 30	BOSTON	5-7	L	16-24-6	10,491
9	Nov. 2	PITTSBURGH	3-2	W	3-5-1	7,602	47	Feb. 1	OAKLAND	8-5	W	17-24-6	8,402
10	Nov. 6	NEW YORK	2-0	W	4-5-1	6,396	48	Feb. 4	ST. LOUIS	4-2	W	18-24-6	7,171
11	Nov. 9	TORONTO	3-1	W	5-5-1	11,573	49	Feb. 6	MONTREAL	2-4	L	18-25-6	11,192
12	Nov. 12	OAKLAND	3-1	W	6-5-1	6,009	50	Feb. 8 @	Pittsburgh	4-2	W	19-25-6	5,933
13	Nov. 14	DETROIT	2-5	L	6-6-1	8,525	51	Feb. 9 @	Detroit	0-5	L	19-26-6	13,467
14	Nov. 16 @	Minnesota	2-3	L	6-7-1	14,841	52	Feb. 11 @	Montreal	3-7	L	19-27-6	16,136
15	Nov. 17 @	Philadelphia	1-3	L	6-8-1	9,125	53	Feb. 13	NEW YORK	4-1	W	20-27-6	7,891
16	Nov. 20 @	New York	2-4	L	6-9-1	14,249	54	Feb. 15 @	St. Louis	1-4	L	20-28-6	15,187
17	Nov. 21 @	Boston	1-4	L	6-10-1	14,618	55	Feb. 16 @	Detroit	3-6	L	20-29-6	13,553
18	Nov. 23 @	Pittsburgh	2-2	T	6-10-2	6,242	56	Feb. 19 @	Minnesota	4-7	L	20-30-6	12,052
19	Nov. 24 @	Philadelphia	3-1	W	7-10-2	9,086	57	Feb. 20	CHICAGO	2-6	L	20-31-6	10,845
20	Nov. 27	MONTREAL	2-4	L	7-11-2	12,579	58	Feb. 22	ST. LOUIS	1-3	L	20-32-6	11,584
21	Nov. 30	PITTSBURGH	2-4	L	7-12-2	7,243	59	Feb. 23 @	Oakland	4-3	W	21-32-6	5,485
22	Dec. 4	PHILADELPHIA	3-1	W	8-12-2	5,841	60	Feb. 24	MINNESOTA	1-1	T	21-32-7	6,512
23	Dec. 7	MINNESOTA	3-2	W	9-12-2	8,282	61	Feb. 26	BOSTON	2-4	L	21-33-7	10,279
24	Dec. 11	DETROIT	6-3	W	10-12-2	7,245	62	Mar. 1	PHILADELPHIA	2-2	T	21-33-8	9,534
25	Dec. 14 @	Pittsburgh	2-1	W	11-12-2	6,346	63	Mar. 5 @	Toronto	4-6	L	21-34-8	16,841
26	Dec. 15 @	St. Louis	1-3	L	11-13-2	12,663	64	Mar. 6 @	Philadelphia	1-5	L	21-35-8	9,428
27	Dec. 18 @	Montreal	2-2	T	11-13-3	16,527	65	Mar. 8 @	Montreal	3-3	T	21-35-9	16,987
28	Dec. 19 @	Boston	4-6	L	11-14-3	13,615	66	Mar. 9 @	Boston	2-7	L	21-36-9	14,659
29	Dec. 21	PHILADELPHIA	1-2	L	11-15-3	7,108	67	Mar. 12	TORONTO	0-4	L	21-37-9	8,137
30	Dec. 26	MINNESOTA	4-4	T	11-15-4	7,772	68	Mar. 15	PITTSBURGH	3-1	W	22-37-9	8,218
31	Dec. 28 @	Toronto	4-1	W	12-15-4	16,485	69	Mar. 18	OAKLAND	3-2	W	23-37-9	8,003
32	Dec. 29 @	Chicago	1-4	L	12-16-4	16,666	70	Mar. 20	DETROIT	4-2	W	24-37-9	8,778
33	Jan. 1	ST. LOUIS	0-0	T	12-16-5	9,443	71	Mar. 22	OAKLAND	0-4	L	24-38-9	10,335
34	Jan. 5 @	Oakland	0-0	T	12-16-6	3,005	72	Mar. 23 @	Oakland	4-5	L	24-39-9	8,219
35	Jan. 7 @	St. Louis	0-5	L	12-17-6	12,251	73	Mar. 26 @	Pittsburgh	4-8	L	24-40-9	8,156
36	Jan. 9 @	Detroit	2-6	L	12-18-6	9,896	74	Mar. 27 @	Philadelphia	2-4	L	24-41-9	11,689
37	Jan. 11 @	Toronto	2-4	L	12-19-6	16,485	75	Mar. 29	ST. LOUIS	1-3	L	24-42-9	8,203
38	Jan. 12 @	Chicago	2-4	L	12-20-6	16,666	76	Mar. 30	MINNESOTA	3-3	T	24-42-10	7,311

## KINGS 1969-70 SEASON IN REVIEW

Record: 14-52-10 (38 points)

West Division Finish: 6th

General Manager: Larry Regan

Head Coach: Hal Laycoe (5-18-1)/  
Johnny Wilson (9-34-9)

Captain: Larry Cahan

## SCORING

PLAYER	GP	G	A	PTS	PIM	PLAYER	GP	G	A	PTS	PIM
Ross Lonsberry	76	20	22	42	118	Bryan Campbell	31	4	4	8	4
Eddie Joyal	59	18	22	40	8	Dale Hoganson	49	1	7	8	37
Butch Goring	59	13	23	36	8	Brent Hughes	52	1	7	8	108
Eddie Shack	73	22	12	34	113	Real Lemieux	18	2	4	6	10
Bill Flett	69	14	18	32	70	Gilles Marotte	21	0	6	6	32
Leon Rochefort	76	9	23	32	14	Howie Hughes	21	0	4	4	0
Jimmy Peters	74	15	9	24	10	Garry Monahan	21	0	3	3	12
Ted Irvine	58	11	13	24	28	Juha Widing	4	0	2	2	2
Skip Krake	58	5	17	22	86	Jacques Lemieux	3	0	1	1	0
Bob Wall	70	5	13	18	26	Jim Stanfield	1	0	0	0	0
Bill White	40	4	11	15	21	Gary Croteau	3	0	0	0	0
Dick Duff	32	5	8	13	8	Wayne Rutledge	20	0	0	0	5
Dennis Hextall	28	5	7	12	40	Denis DeJordy	21	0	0	0	0
Larry Cahan	70	4	8	12	52	Gerry Desjardins	43	0	0	0	14
Mike Corrigan	36	6	4	10	30	Team PIM					2
Matt Ravlich	21	3	7	10	34	Team Totals	76	168	264	432	969
Dale Rolfe	55	1	9	10	77						

GOALTENDER	GP	MIN	GA	SO	EN	SA	S%	AVG	W-L-T
Denis DeJordy	21	1,147	62	0	0	624	.901	3.24	5-11-4
Gerry Desjardins	43	2,453	159	3	1	1,393	.886	3.89	7-29-5
Wayne Rutledge	20	960	68	0	0	618	.890	4.25	2-12-1
Empty Net Goals			1			1			
Team Totals	76	4,560	290	3	1	2,636	.890	3.82	14-52-10

## RESULTS

1 Oct. 11 @ Montreal	1-5	L	0-1-0	16,454	39 Jan. 15 @ Boston	3-6	L	8-26-5	14,835
2 Oct. 15 @ St. Louis	1-4	L	0-2-0	15,205	40 Jan. 17 @ St. Louis	1-3	L	8-27-5	16,048
3 Oct. 17 @ Oakland	1-5	L	0-3-0	8,351	41 Jan. 18 @ Detroit	1-3	L	8-28-5	12,933
4 Oct. 18 OAKLAND	5-0	W	1-3-0	10,018	42 Jan. 22 TORONTO	2-3	L	8-29-5	8,176
5 Oct. 22 PITTSBURGH	2-0	W	2-3-0	5,558	43 Jan. 24 @ Pittsburgh	2-4	L	8-30-5	7,581
6 Oct. 25 BOSTON	2-3	L	2-4-0	12,019	44 Jan. 25 @ New York	2-3	L	8-31-5	17,250
7 Oct. 29 DETROIT	2-5	L	2-5-0	7,277	45 Jan. 28 NEW YORK	5-4	W	9-1-5	7,662
8 Nov. 1 CHICAGO	1-4	L	2-6-0	8,933	46 Jan. 29 ST. LOUIS	2-3	L	9-32-5	6,758
9 Nov. 5 TORONTO	6-2	W	3-6-0	7,486	47 Jan. 31 DETROIT	1-2	L	9-33-5	13,912
10 Nov. 8 NEW YORK	1-4	L	3-7-0	7,028	48 Feb. 5 MONTREAL	3-5	L	9-34-5	11,310
11 Nov. 10 MONTREAL	3-6	L	3-8-0	10,734	49 Feb. 7 @ Pittsburgh	1-3	L	9-35-5	7,983
12 Nov. 15 @ Pittsburgh	1-3	L	3-9-0	4,855	50 Feb. 8 @ New York	1-5	L	9-36-5	12,250
13 Nov. 16 @ Boston	4-7	L	3-10-0	14,831	51 Feb. 11 NEW YORK	2-6	L	9-37-5	8,866
14 Nov. 19 @ Toronto	4-4	T	3-10-1	6,319	52 Feb. 14 @ St. Louis	1-2	L	9-38-5	16,188
15 Nov. 20 @ Philadelphia	2-3	L	3-11-1	12,141	53 Feb. 15 @ Philadelphia	1-7	L	9-39-5	14,606
16 Nov. 22 @ Minnesota	1-4	L	3-12-1	14,698	54 Feb. 18 BOSTON	5-5	T	9-39-6	10,616
17 Nov. 26 @ Chicago	0-6	L	3-13-1	17,500	55 Feb. 19 PITTSBURGH	1-6	L	9-40-6	5,298
18 Nov. 27 @ Detroit	1-5	L	3-14-1	12,886	56 Feb. 21 ST. LOUIS	2-4	L	9-41-6	9,502
19 Nov. 29 @ St. Louis	1-3	L	3-15-1	16,353	57 Feb. 25 @ Minnesota	3-3	T	9-41-7	12,421
20 Dec. 2 @ Oakland	4-3	W	4-15-1	3,845	58 Feb. 26 @ Pittsburgh	0-1	L	9-42-7	4,826
21 Dec. 3 PHILADELPHIA	1-7	L	4-16-1	6,584	59 Feb. 28 @ Toronto	3-3	T	9-42-8	16,485
22 Dec. 6 OAKLAND	5-3	W	5-16-1	8,247	60 Mar. 1 @ Philadelphia	4-4	T	9-42-9	14,606
23 Dec. 10 PITTSBURGH	0-2	L	5-17-1	5,366	61 Mar. 3 CHICAGO	1-3	L	9-43-9	11,692
24 Dec. 13 ST. LOUIS	1-8	L	5-18-1	7,835	62 Mar. 5 TORONTO	3-5	L	9-44-9	7,445
25 Dec. 15 MINNESOTA	4-4	T	5-18-2	4,997	63 Mar. 7 OAKLAND	5-3	W	10-44-9	8,472
26 Dec. 17 CHICAGO	3-1	W	6-18-2	9,363	64 Mar. 8 @ Oakland	2-2	T	10-44-10	5,262
27 Dec. 20 MINNESOTA	3-3	T	6-18-3	8,479	65 Mar. 12 PITTSBURGH	4-1	W	11-44-10	6,027
28 Dec. 24 @ Toronto	1-8	L	6-19-3	16,352	66 Mar. 14 PHILADELPHIA	3-5	L	11-45-10	8,308
29 Dec. 25 @ Boston	1-7	L	6-20-3	14,831	67 Mar. 15 @ Chicago	2-5	L	11-46-10	16,666
30 Dec. 28 @ New York	3-3	T	6-20-4	17,250	68 Mar. 17 @ Detroit	2-3	L	11-47-10	15,221
31 Dec. 30 MINNESOTA	0-0	T	6-20-5	7,981	69 Mar. 19 MONTREAL	1-6	L	11-48-10	9,120
32 Jan. 1 PHILADELPHIA	4-3	W	7-20-5	6,398	70 Mar. 21 DETROIT	1-4	L	11-49-10	10,209
33 Jan. 3 BOSTON	2-6	L	7-21-5	14,163	71 Mar. 24 ST. LOUIS	0-4	L	11-50-10	6,850
34 Jan. 6 @ Montreal	3-4	L	7-22-5	15,905	72 Mar. 26 PHILADELPHIA	3-2	W	12-50-10	6,048
35 Jan. 8 @ Philadelphia	1-4	L	7-23-5	8,963	73 Mar. 28 MINNESOTA	4-2	W	13-50-10	7,118
36 Jan. 10 @ Minnesota	6-4	W	8-23-5	14,526	74 Mar. 31 @ Minnesota	2-5	L	13-51-10	14,905
37 Jan. 11 @ Chicago	1-3	L	8-24-5	16,666	75 Apr. 3 @ Oakland	1-4	L	13-52-10	9,963
38 Jan. 14 @ Montreal	2-4	L	8-25-5	15,866	76 Apr. 4 OAKLAND	4-1	W	14-52-10	9,128

## KINGS 1970-71 SEASON IN REVIEW

Record: 25-40-13 (63 points)

West Division Finish: 5th

General Manager: Larry Regan

Head Coach: Larry Regan

Captain: Bob Pulford

## SCORING

PLAYER	GP	G	A	PTS	PIM	PLAYER	GP	G	A	PTS	PIM
Juha Widing	78	25	40	65	24	Dale Hoganson	70	4	10	14	52
Bob Berry	77	25	38	63	52	Larry Cahan	67	3	11	14	45
Ross Lonsberry	76	25	28	53	80	Paul Curtis	64	1	13	14	82
Mike Byers	72	27	18	45	14	Harry Howell	18	3	8	11	4
Bob Pulford	59	17	26	43	53	Real Lemieux	43	3	6	9	22
Eddie Joyal	69	20	21	41	14	Butch Goring	19	2	5	7	2
Bill Flett	64	13	24	37	57	Eddie Shack	11	2	2	4	8
Gilles Marotte	78	6	27	33	96	Jean Potvin	4	1	3	4	2
Doug Robinson	61	15	13	28	8	Al McDonough	6	2	1	3	0
Ralph Backstrom	33	14	13	27	8	Dick Duff	7	1	0	1	0
Gord Labossiere	45	11	10	21	16	Jim Stanfield	2	0	0	0	0
Noel Price	62	1	19	20	29	Jack Norris	25	0	0	0	0
Matt Ravlich	66	3	16	19	41	Denis DeJordy	60	0	0	0	0
Larry Mickey	65	6	12	18	46	Team PIM					8
Lucien Grenier	68	9	7	16	12	Team Totals	78	239	371	610	775

GOALTENDER	GP	MIN	GA	SO	EN	SA	S%	AVG	W-L-T
Denis DeJordy	60	3,375	214	1	2	1,902	.888	3.80	18-29-11
Jack Norris	25	1,305	85	0	2	778	.891	3.91	7-11-2
Empty Net Goals			4			4			
Team Totals	78	4,680	303	1	4	2,684	.887	3.88	25-40-13

## RESULTS

1	Oct. 10 @	Vancouver	3-1	W	1-0-0	15,062	40	Jan. 13 @	Pittsburgh	2-4	L	11-21-8	7,575
2	Oct. 14	BOSTON	5-8	L	1-1-0	11,584	41	Jan. 14 @	Boston	5-9	L	11-22-8	14,994
3	Oct. 17	CALIFORNIA	6-1	W	2-1-0	7,946	42	Jan. 16 @	Toronto	1-8	L	11-23-8	16,485
4	Oct. 23	PITTSBURGH	4-2	W	3-1-0	6,903	43	Jan. 17 @	Philadelphia	4-1	W	12-23-8	14,620
5	Oct. 24	ST. LOUIS	3-1	W	4-1-0	10,742	44	Jan. 21	PITTSBURGH	4-2	W	13-23-8	7,587
6	Oct. 28 @	Pittsburgh	3-5	L	4-2-0	5,028	45	Jan. 23	TORONTO	3-2	W	14-23-8	15,242
7	Oct. 29 @	Philadelphia	1-3	L	4-3-0	12,557	46	Jan. 27	BUFFALO	3-3	T	14-23-9	9,050
8	Oct. 31 @	St. Louis	0-3	L	4-4-0	17,854	47	Jan. 30 @	Detroit	3-3	T	14-23-10	13,330
9	Nov. 1	BUFFALO	4-2	W	5-4-0	6,378	48	Jan. 31 @	New York	2-2	T	14-23-11	17,250
10	Nov. 4	TORONTO	3-2	W	6-4-0	8,161	49	Feb. 3 @	Boston	3-7	L	14-24-11	14,444
11	Nov. 7	NEW YORK	2-6	L	6-5-0	12,144	50	Feb. 4 @	Buffalo	2-5	L	14-25-11	9,562
12	Nov. 10 @	Pittsburgh	5-1	W	7-5-0	8,089	51	Feb. 6	MONTREAL	6-3	W	15-25-11	13,312
13	Nov. 11 @	Minnesota	1-3	L	7-6-0	12,551	52	Feb. 10	DETROIT	5-2	W	16-25-11	8,197
14	Nov. 15	DETROIT	4-4	T	7-6-1	8,642	53	Feb. 13 @	Toronto	1-8	L	16-26-11	16,485
15	Nov. 18	NEW YORK	3-5	L	7-7-1	8,166	54	Feb. 14 @	Detroit	0-4	L	16-27-11	10,122
16	Nov. 20 @	Vancouver	1-7	L	7-8-1	14,837	55	Feb. 17	PHILADELPHIA	0-4	L	16-28-11	8,112
17	Nov. 21	VANCOUVER	1-3	L	7-9-1	9,450	56	Feb. 20	BOSTON	5-4	W	17-28-11	16,005
18	Nov. 25 @	California	3-1	W	8-9-1	5,437	57	Feb. 21 @	Chicago	5-7	L	17-29-11	16,666
19	Nov. 28	MINNESOTA	2-3	L	8-10-1	8,437	58	Feb. 24 @	Minnesota	1-5	L	17-30-11	13,075
20	Nov. 29 @	Chicago	3-5	L	8-11-1	16,666	59	Feb. 25	MONTREAL	3-5	L	17-31-11	9,116
21	Dec. 2 @	Toronto	0-7	L	8-12-1	16,329	60	Feb. 27	CHICAGO	1-4	L	17-32-11	14,867
22	Dec. 3 @	Detroit	4-4	T	8-12-2	10,918	61	Feb. 28 @	California	8-3	W	18-32-11	3,493
23	Dec. 6	PHILADELPHIA	4-4	T	8-12-3	7,796	62	Mar. 3	BUFFALO	3-3	T	18-32-12	6,024
24	Dec. 9	NEW YORK	2-2	T	8-12-4	7,903	63	Mar. 6 @	Montreal	2-8	L	18-33-12	16,675
25	Dec. 12 @	Montreal	1-8	L	8-13-4	16,649	64	Mar. 7	New York	2-4	L	18-34-12	17,250
26	Dec. 13 @	New York	0-4	L	8-14-4	17,250	65	Mar. 9 @	St. Louis	4-0	W	19-34-12	17,925
27	Dec. 16 @	Boston	4-6	L	8-15-4	14,994	66	Mar. 11	BOSTON	2-7	L	19-35-12	14,316
28	Dec. 17 @	Buffalo	3-4	L	8-16-4	7,278	67	Mar. 13	DETROIT	5-2	W	20-35-12	9,202
29	Dec. 19	PHILADELPHIA	2-2	T	8-16-5	6,733	68	Mar. 16	MINNESOTA	2-7	L	20-36-12	7,057
30	Dec. 20	MONTREAL	7-2	W	9-16-5	10,176	69	Mar. 18	CHICAGO	3-2	W	21-36-12	7,122
31	Dec. 23	CHICAGO	4-6	L	9-17-5	12,198	70	Mar. 20	PITTSBURGH	8-4	W	22-36-12	7,771
32	Dec. 26	CALIFORNIA	9-3	W	10-17-5	8,515	71	Mar. 21 @	California	2-5	L	22-37-12	6,267
33	Dec. 30	VANCOUVER	1-4	L	10-18-5	9,881	72	Mar. 23 @	Minnesota	1-3	L	22-38-12	15,475
34	Jan. 2	MINNESOTA	3-3	T	10-18-6	7,551	73	Mar. 25	TORONTO	5-3	W	23-38-12	7,451
35	Jan. 3	ST. LOUIS	3-7	L	10-19-6	5,724	74	Mar. 27	ST. LOUIS	3-6	L	23-39-12	10,196
36	Jan. 6 @	Chicago	4-2	W	11-19-6	18,500	75	Mar. 30 @	St. Louis	3-4	L	23-40-12	14,479
37	Jan. 7 @	Philadelphia	5-5	T	11-19-7	11,863	76	Mar. 31	VANCOUVER	2-2	T	23-40-13	6,781
38	Jan. 9 @	Montreal	0-1	L	11-20-7	14,114	77	Apr. 3	CALIFORNIA	6-4	W	24-40-13	7,699
39	Jan. 10 @	Buffalo	2-2	T	11-20-8	8,810	78	Apr. 4 @	Vancouver	4-2	W	25-40-13	15,572

## KINGS 1971-72 SEASON IN REVIEW

**Record:** 20-49-9 (49 points)  
**West Division Finish:** 7th

**General Manager:** Larry Regan  
**Head Coach:** Larry Regan (2-7-1)/  
 Fred Glover (18-42-8)  
**Captain:** Bob Pulford

## SCORING

PLAYER	GP	G	A	PTS	PIM	PLAYER	GP	G	A	PTS	PIM
Juha Widing	78	27	28	55	26	Mike Byers	28	4	5	9	11
Ralph Backstrom	76	23	29	52	22	Lucien Grenier	60	3	4	7	4
Butch Goring	74	21	29	50	2	Al McDonough	31	3	2	5	8
Bob Berry	78	17	22	39	44	Jean Potvin	39	2	3	5	35
Real Lemieux	78	13	25	38	28	Bob Woytowich	36	0	4	4	6
Bob Pulford	73	13	24	37	48	Dale Hoganson	10	1	2	3	14
Mike Corrigan	56	12	22	34	95	Larry Hillman	22	1	2	3	11
Gilles Marotte	72	10	24	34	83	Brian Carlin	5	1	0	1	0
Ross Lonsberry	50	9	14	23	39	Jim Stanfield	4	0	1	1	0
Serge Bernier	26	11	11	22	12	Bill Mikkelsen	15	0	1	1	6
Bill Flett	45	7	12	19	18	Denis Dejordy	5	0	0	0	0
Harry Howell	77	1	17	18	53	Billy Smith	5	0	0	0	5
Jim Johnson	28	8	9	17	6	Rogie Vachon	28	0	0	0	0
Doug Barrie	48	3	13	16	47	Gary Edwards	44	0	0	0	0
Eddie Joyal	44	11	3	14	17	Team PIM					8
Bill Lesuk	27	4	10	14	14	<b>Team Totals</b>	<b>78</b>	<b>206</b>	<b>328</b>	<b>534</b>	<b>719</b>
Paul Curtis	64	1	12	13	57						

GOALTENDER	GP	MIN	GA	SO	EN	SA	S%	AVG	W-L-T
Gary Edwards	44	2,503	150	2	2	1,560	.904	3.60	13-23-5
Rogie Vachon	28	1,586	107	0	0	921	.844	4.05	6-18-3
Billy Smith	5	300	23	0	0	178	.871	4.60	1-3-1
Denis Dejordy	5	291	23	0	0	147	.844	4.74	0-5-0
Empty Net Goals			2			2			
<b>Team Totals</b>	<b>78</b>	<b>4,680</b>	<b>305</b>	<b>2</b>	<b>2</b>	<b>2,808</b>	<b>.891</b>	<b>3.91</b>	<b>20-49-9</b>

## RESULTS

1 Oct. 8 @ California	4-4	T	0-0-1	5,994	40 Jan. 5 @ California	2-6	L	11-28-1	3,143
2 Oct. 10 @ Vancouver	4-3	W	1-0-1	15,570	41 Jan. 8 @ Montreal	2-10	L	11-29-1	16,668
3 Oct. 13 PITTSBURGH	1-4	L	1-1-1	7,828	42 Jan. 9 @ New York	0-8	L	11-30-1	17,250
4 Oct. 16 PHILADELPHIA	0-1	L	1-2-1	8,152	43 Jan. 12 @ Toronto	1-1	T	11-30-2	16,362
5 Oct. 17 @ Chicago	0-4	L	1-3-1	16,666	44 Jan. 13 @ Boston	1-1	T	11-30-3	14,995
6 Oct. 20 @ Pittsburgh	1-8	L	1-4-1	7,529	45 Jan. 15 @ Detroit	4-7	L	11-31-3	12,953
7 Oct. 21 @ Philadelphia	7-0	W	2-4-1	14,120	46 Jan. 16 @ Philadelphia	3-3	T	11-31-4	14,502
8 Oct. 23 MONTREAL	1-3	L	2-5-1	13,829	47 Jan. 19 NEW YORK	1-5	L	11-32-4	7,814
9 Oct. 24 MINNESOTA	3-6	L	2-6-1	6,649	48 Jan. 22 PHILADELPHIA	4-2	W	12-32-4	8,806
10 Oct. 27 BUFFALO	2-3	L	2-7-1	6,036	49 Jan. 23 @ Minnesota	3-5	L	12-33-4	15,135
11 Oct. 30 CHICAGO	1-5	L	2-8-1	11,428	50 Jan. 26 TORONTO	5-3	W	13-33-4	7,325
12 Nov. 3 NEW YORK	1-7	L	2-9-1	7,167	51 Jan. 29 @ Detroit	4-4	T	13-33-5	13,687
13 Nov. 6 TORONTO	2-3	L	2-10-1	10,877	52 Jan. 30 @ Buffalo	2-2	T	13-33-6	13,334
14 Nov. 10 @ New York	1-7	L	2-11-1	17,250	53 Feb. 1 CHICAGO	7-4	W	14-33-6	9,376
15 Nov. 11 @ Buffalo	4-2	W	3-11-1	15,010	54 Feb. 3 MONTREAL	1-1	T	14-33-7	9,441
16 Nov. 13 @ Pittsburgh	4-6	L	3-12-1	9,756	55 Feb. 5 PITTSBURGH	8-1	W	15-33-7	10,102
17 Nov. 14 @ Boston	2-11	L	3-13-1	14,995	56 Feb. 9 @ Minnesota	1-4	L	15-34-7	15,013
18 Nov. 17 @ Toronto	1-5	L	3-14-1	16,338	57 Feb. 10 @ Pittsburgh	1-6	L	15-35-7	6,620
19 Nov. 18 @ Philadelphia	0-2	L	3-15-1	12,436	58 Feb. 12 @ Montreal	5-6	L	15-36-7	17,190
20 Nov. 20 DETROIT	3-1	W	4-15-1	10,193	59 Feb. 13 @ New York	2-4	L	15-37-7	17,250
21 Nov. 23 @ St. Louis	1-3	L	4-16-1	17,770	60 Feb. 16 ST. LOUIS	1-3	L	15-38-7	7,423
22 Nov. 24 BUFFALO	5-3	W	5-16-1	7,092	61 Feb. 17 NEW YORK	4-6	L	15-39-7	7,123
23 Nov. 27 MINNESOTA	1-3	L	5-17-1	10,467	62 Feb. 19 VANCOUVER	5-3	W	16-39-7	8,923
24 Dec. 1 @ Montreal	3-5	L	5-18-1	15,953	63 Feb. 23 ST. LOUIS	0-2	L	16-40-7	6,117
25 Dec. 2 @ Buffalo	0-2	L	5-19-1	15,051	64 Feb. 26 BOSTON	4-5	L	16-41-7	16,005
26 Dec. 4 @ Detroit	1-5	L	5-20-1	11,578	65 Mar. 1 CHICAGO	4-6	L	16-42-7	9,049
27 Dec. 5 @ Chicago	0-7	L	5-21-1	16,666	66 Mar. 4 @ Toronto	2-3	L	16-43-7	16,458
28 Dec. 8 BOSTON	3-5	L	5-22-1	10,778	67 Mar. 5 @ Boston	2-0	W	17-43-7	14,995
29 Dec. 11 ST. LOUIS	4-1	W	6-22-1	7,933	68 Mar. 7 @ St. Louis	2-4	L	17-44-7	17,902
30 Dec. 15 MONTREAL	1-3	L	6-23-1	7,013	69 Mar. 9 PHILADELPHIA	3-5	L	17-45-7	6,618
31 Dec. 18 DETROIT	4-2	W	7-23-1	7,086	70 Mar. 11 BUFFALO	5-3	W	18-45-7	8,252
32 Dec. 21 @ Minnesota	2-3	L	7-24-1	15,257	71 Mar. 15 @ California	2-5	L	18-46-7	4,900
33 Dec. 22 @ St. Louis	2-1	W	8-24-1	17,907	72 Mar. 16 BOSTON	3-8	L	18-47-7	12,969
34 Dec. 25 CALIFORNIA	1-3	L	8-25-1	7,251	73 Mar. 18 PITTSBURGH	4-4	T	18-47-8	7,174
35 Dec. 26 @ Chicago	3-6	L	8-26-1	16,666	74 Mar. 22 DETROIT	3-6	L	18-48-8	6,698
36 Dec. 29 VANCOUVER	3-1	W	9-26-1	8,379	75 Mar. 25 TORONTO	0-4	L	18-49-8	9,892
37 Jan. 1 MINNESOTA	2-3	L	9-27-1	7,971	76 Mar. 29 VANCOUVER	4-2	W	19-49-8	6,615
38 Jan. 2 @ Vancouver	6-3	W	10-27-1	15,572	77 Mar. 31 @ Vancouver	4-4	T	19-49-9	15,572
39 Jan. 4 CALIFORNIA	4-1	W	11-27-1	6,319	78 Apr. 1 CALIFORNIA	9-4	W	20-49-9	10,143

## KINGS 1972-73 SEASON IN REVIEW

**Record:** 31-36-11 (73 points)  
**West Division Finish:** 6th

**General Manager:** Larry Regan  
**Head Coach:** Bob Pulford  
**Captain:** Bob Pulford

## SCORING

PLAYER	GP	G	A	PTS	PIM	PLAYER	GP	G	A	PTS	PIM
Juha Widing	77	16	54	70	30	Frank St. Marseille	29	7	4	11	2
Serge Bernier	75	22	46	68	43	Dan Maloney	14	4	7	11	18
Mike Corrigan	78	37	30	67	146	Jimmy Peters	77	4	5	9	0
Bob Berry	78	36	28	64	75	Neil Komadoski	62	1	8	9	67
Butch Goring	67	28	31	59	2	Terry Harper	77	1	8	9	74
Ralph Backstrom	63	20	29	49	6	Larry Brown	55	0	7	7	8
Gilles Marotte	78	6	39	45	70	Doug Volmar	21	4	2	6	16
Vic Venasky	77	15	19	34	10	Paul Curtis	27	0	5	5	16
Don Kozak	72	14	6	20	104	Phil Hoene	4	0	1	1	0
Bill Lesuk	67	6	14	20	90	Gary Edwards	27	0	1	1	0
Real Lemieux	74	5	10	15	19	Rogie Vachon	53	0	1	1	2
Harry Howell	73	4	11	15	28	Team PIM					14
Barry Long	70	2	13	15	48	Team Totals	78	232	379	611	888
GOALTENDER	GP	MIN	GA	SO	EN	SA	S%	AVG	W-L-T		
Rogie Vachon	53	3,120	148	4	3	1,466	.899	2.85	22-20-10		
Gary Edwards	27	1,560	94	1	0	766	.877	3.62	9-16-1		
Empty Net Goals			3			3					
Team Totals	78	4,680	245	5	3	2,235	.890	3.14	31-36-11		

## RESULTS

1	Oct. 7 @	Pittsburgh	4	L	0-1-0	11,105	40	Jan. 6 @	Toronto	2-4	L	18-18-4	16,485
2	Oct. 8 @	Boston	4-2	W	1-1-0	14,994	41	Jan. 9 @	NY Islanders	2-3	L	19-18-4	10,143
3	Oct. 11 @	Buffalo	3-7	L	1-2-0	15,508	42	Jan. 11 @	Philadelphia	3-2	W	20-18-4	16,600
4	Oct. 12 @	NY Islanders	2-3	L	1-3-0	9,427	43	Jan. 13 @	Pittsburgh	1-3	L	20-19-4	11,506
5	Oct. 14 @	Toronto	4-6	L	1-4-0	16,485	44	Jan. 14 @	Atlanta	1-4	L	20-20-4	11,194
6	Oct. 15 @	Detroit	2-8	L	1-5-0	14,449	45	Jan. 17 @	NY RANGERS	4-4	T	20-20-5	10,147
7	Oct. 18	PHILADELPHIA	3-4	L	1-6-0	7,554	46	Jan. 19 @	Vancouver	4-0	W	21-20-5	15,570
8	Oct. 21	CHICAGO	3-1	W	2-6-0	11,651	47	Jan. 20	TORONTO	2-6	L	21-21-5	14,640
9	Oct. 24	CALIFORNIA	5-0	W	3-6-0	4,467	48	Jan. 23 @	Minnesota	5-5	T	21-21-6	15,187
10	Oct. 26	ATLANTA	3-1	W	4-6-0	6,155	49	Jan. 24	ST. LOUIS	5-7	L	21-22-6	11,298
11	Oct. 28	PITTSBURGH	5-2	W	5-6-0	9,181	50	Jan. 26 @	Atlanta	3-3	T	21-22-7	15,078
12	Oct. 31	VANCOUVER	4-1	W	6-6-0	5,791	51	Jan. 28 @	Boston	5-6	L	21-23-7	15,003
13	Nov. 2	BOSTON	5-2	W	7-6-0	10,458	52	Jan. 31 @	Pittsburgh	1-4	L	21-24-7	9,048
14	Nov. 4	NY ISLANDERS	9-2	W	8-6-0	13,578	53	Feb. 1 @	Buffalo	3-5	L	21-25-7	15,668
15	Nov. 7 @	St. Louis	3-2	W	9-6-0	18,118	54	Feb. 3	MONTREAL	1-7	L	21-26-7	15,127
16	Nov. 8 @	Atlanta	3-3	T	9-6-1	9,073	55	Feb. 7	PHILADELPHIA	2-1	W	22-26-7	8,708
17	Nov. 11 @	Montreal	2-5	L	9-7-1	17,157	56	Feb. 10 @	Toronto	4-2	W	23-26-7	16,455
18	Nov. 12 @	NY Rangers	1-5	L	9-8-1	17,500	57	Feb. 11 @	Boston	0-2	L	23-27-7	15,003
19	Nov. 14 @	Minnesota	1-4	L	9-9-1	14,905	58	Feb. 13 @	St. Louis	2-4	L	23-28-7	18,356
20	Nov. 15	BUFFALO	3-3	T	9-9-2	9,183	59	Feb. 14	DETROIT	2-2	T	23-28-8	9,473
21	Nov. 17 @	Vancouver	4-8	L	9-10-2	15,570	60	Feb. 17	ATLANTA	3-3	T	23-28-9	11,108
22	Nov. 18	DETROIT	8-3	W	10-10-2	11,824	61	Feb. 18 @	California	4-2	W	24-28-9	4,253
23	Nov. 22	MONTREAL	3-3	T	10-10-3	14,359	62	Feb. 21	NY RANGERS	3-4	L	24-29-9	10,856
24	Nov. 25	MINNESOTA	0-3	L	10-11-3	12,070	63	Feb. 24	BOSTON	5-7	L	24-30-9	16,005
25	Nov. 29	NY RANGERS	2-2	T	10-11-4	9,605	64	Feb. 28 @	Montreal	2-5	L	24-31-9	16,285
26	Dec. 2	ST. LOUIS	3-2	W	11-11-4	9,205	65	Mar. 1 @	Philadelphia	2-0	W	25-31-9	16,600
27	Dec. 5 @	NY Islanders	6-1	W	12-11-4	10,076	66	Mar. 3	ST. LOUIS	2-0	W	26-31-9	11,712
28	Dec. 6 @	Chicago	0-6	L	12-12-4	17,000	67	Mar. 6	BUFFALO	2-2	T	26-31-10	7,867
29	Dec. 9	PITTSBURGH	3-1	W	13-12-4	9,687	68	Mar. 8	CHICAGO	4-1	W	27-31-10	11,121
30	Dec. 13	CHICAGO	3-1	W	14-12-4	9,884	69	Mar. 10	CALIFORNIA	4-2	W	28-31-10	12,159
31	Dec. 16	MONTREAL	1-3	L	14-13-4	12,274	70	Mar. 13 @	Minnesota	2-2	T	28-31-11	15,121
32	Dec. 17 @	Chicago	0-2	L	14-14-4	16,666	71	Mar. 14	PITTSBURGH	2-3	L	28-32-11	8,007
33	Dec. 20 @	Detroit	1-4	L	14-15-4	11,209	72	Mar. 16 @	Vancouver	2-4	L	28-33-11	15,569
34	Dec. 21 @	Philadelphia	3-6	L	14-16-4	16,220	73	Mar. 17	MINNESOTA	3-4	L	28-34-11	12,689
35	Dec. 23	BUFFALO	2-0	W	15-16-4	8,752	74	Mar. 21	TORONTO	5-1	W	29-34-11	9,847
36	Dec. 24 @	California	5-3	W	16-16-4	1,796	75	Mar. 23	DETROIT	5-3	W	30-34-11	14,434
37	Dec. 27	NY ISLANDERS	4-1	W	17-16-4	8,073	76	Mar. 28	CALIFORNIA	2-3	L	30-35-11	10,268
38	Dec. 30	PHILADELPHIA	5-3	W	18-16-4	14,123	77	Mar. 30 @	California	1-3	L	30-36-11	10,042
39	Jan. 3 @	NY Rangers	0-3	L	18-17-4	17,500	78	Mar. 31	VANCOUVER	6-3	W	31-36-11	11,516

## KINGS 1973-74 SEASON IN REVIEW

**Record:** 33-33-12 (78 points)  
**West Division Finish:** 3rd

**General Manager:** Larry Regan/Jake Milford  
**Head Coach:** Bob Pulford  
**Captain:** Terry Harper

SCORING										
PLAYER	GP	G	A	PTS	PIM	PLAYER	GP	G	A	PTS
Butch Goring	70	28	33	61	2	Terry Harper	77	0	17	17
Juha Widing	71	27	30	57	26	Randy Rota	58	10	6	16
Bob Berry	77	23	33	56	56	Gilles Marotte	22	1	11	12
Bob Nevin	78	20	30	50	12	Vic Venasky	32	6	5	11
Frank St. Marseille	78	14	36	50	40	Neil Komadoski	68	2	4	6
Mike Corrigan	75	16	26	42	119	Phil Hoene	31	2	3	5
Don Kozak	76	21	14	35	54	Larry Brown	45	0	4	4
Dan Maloney	65	15	17	32	113	Bill Lesuk	35	2	1	3
Mike Murphy	53	13	16	29	38	Jimmy Peters	25	2	0	2
Tommy Williams	46	11	17	28	6	Gary Edwards	18	0	0	0
Bob Murdoch	76	8	20	28	85	Real Lemieux	20	0	0	0
Barry Long	60	3	19	22	118	Rogie Vachon	65	0	0	0
Sheldon Kannegiesser	51	3	17	20	49	Team PIM				2
Gene Carr	21	6	11	17	36	Team Totals	78	233	370	603
GOALTENDER	GP	MIN	GA	SO	EN	SA	S%	AVG	W-L-T	
Rogie Vachon	65	3,751	175	5	5	1,815	.904	2.80	28-26-10	
Gary Edwards	18	929	50	1	1	448	.888	3.23	5-7-2	
Empty Net Goals			6			6				
Team Totals	78	4,680	231	6	6	2,269	.898	2.96	33-33-12	

## RESULTS

1 Oct. 10 @ CHICAGO	0-3	L	0-1-0	14,473	40 Jan. 12 @ Detroit	0-6	L	13-20-7	13,103
2 Oct. 13 @ Toronto	3-6	T	0-2-0	16,404	41 Jan. 15 @ Montreal	2-1	W	14-20-7	16,581
3 Oct. 14 @ NY Rangers	1-1	T	0-2-1	17,500	42 Jan. 16 @ Pittsburgh	2-0	W	15-20-7	7,498
4 Oct. 16 @ NY Islanders	4-4	T	0-2-2	8,737	43 Jan. 19 @ Philadelphia	0-2	L	15-21-7	17,007
5 Oct. 18 @ Buffalo	2-6	L	0-3-2	15,858	44 Jan. 20 @ Boston	2-5	L	15-22-7	15,003
6 Oct. 20 @ PHILADELPHIA	3-0	W	1-3-2	11,734	45 Jan. 23 @ MINNESOTA	3-1	W	16-22-7	12,563
7 Oct. 24 @ ATLANTA	6-4	W	2-3-2	8,367	46 Jan. 24 @ PHILADELPHIA	4-4	T	16-22-8	14,343
8 Oct. 27 @ DETROIT	2-3	L	2-4-2	10,372	47 Jan. 26 @ Pittsburgh	2-0	W	17-22-8	12,317
9 Oct. 30 @ St. Louis	3-2	W	3-4-2	18,073	48 Jan. 27 @ NY Rangers	5-3	L	17-23-8	17,500
10 Nov. 1 @ NY RANGERS	2-1	W	4-4-2	10,658	49 Jan. 31 @ NY ISLANDERS	2-4	L	17-24-8	10,984
11 Nov. 3 @ ST. LOUIS	3-4	L	4-5-2	11,639	50 Feb. 2 @ CALIFORNIA	3-1	W	18-24-8	8,654
12 Nov. 7 @ Minnesota	2-5	L	4-6-2	14,972	51 Feb. 6 @ BUFFALO	5-1	W	19-24-8	7,811
13 Nov. 8 @ Philadelphia	3-2	W	5-6-2	17,007	52 Feb. 9 @ St. Louis	2-1	W	20-24-8	18,514
14 Nov. 10 @ BUFFALO	3-5	L	5-7-2	12,336	53 Feb. 10 @ Atlanta	6-3	W	21-24-8	13,652
15 Nov. 11 @ CHICAGO	0-3	L	5-8-2	9,131	54 Feb. 13 @ Chicago	0-4	L	21-25-8	16,666
16 Nov. 14 @ PHILADELPHIA	4-5	L	5-9-2	10,045	55 Feb. 14 @ Buffalo	2-4	L	21-26-8	15,858
17 Nov. 17 @ TORONTO	3-4	L	5-10-2	11,332	56 Feb. 16 @ BOSTON	2-5	L	21-27-8	16,005
18 Nov. 20 @ Detroit	5-6	L	5-11-2	11,088	57 Feb. 19 @ VANCOUVER	3-4	L	21-28-8	7,916
19 Nov. 24 @ NY Islanders	5-5	T	5-11-3	17,500	58 Feb. 21 @ NY RANGERS	3-5	L	21-29-8	11,060
20 Nov. 25 @ Boston	1-3	L	5-12-3	15,003	59 Feb. 23 @ Montreal	4-4	T	21-29-9	16,980
21 Nov. 28 @ Montreal	3-5	L	5-13-3	16,231	60 Feb. 24 @ Toronto	3-3	T	21-29-10	16,485
22 Nov. 29 @ Buffalo	1-2	L	5-14-3	15,858	61 Feb. 27 @ Pittsburgh	1-4	L	21-30-10	7,268
23 Dec. 1 @ MINNESOTA	1-1	T	5-14-4	10,158	62 Feb. 28 @ Atlanta	3-1	W	22-30-10	14,064
24 Dec. 4 @ Vancouver	3-2	W	6-14-4	15,570	63 Mar. 2 @ ST. LOUIS	4-2	W	23-30-10	14,164
25 Dec. 5 @ PITTSBURGH	4-1	W	7-14-4	8,056	64 Mar. 5 @ CALIFORNIA	2-1	W	24-30-10	8,416
26 Dec. 8 @ ATLANTA	3-0	W	8-14-4	10,535	65 Mar. 7 @ CHICAGO	3-2	W	25-30-10	10,904
27 Dec. 11 @ Minnesota	3-6	L	8-15-4	14,667	66 Mar. 9 @ BOSTON	4-4	T	25-30-11	15,355
28 Dec. 13 @ NY ISLANDERS	3-2	W	9-15-4	9,508	67 Mar. 13 @ PITTSBURGH	5-1	W	26-30-11	8,037
29 Dec. 15 @ MONTREAL	2-6	L	9-16-4	10,282	68 Mar. 16 @ DETROIT	2-0	W	27-30-11	14,314
30 Dec. 18 @ Detroit	4-4	T	9-16-5	10,533	69 Mar. 19 @ TORONTO	1-1	T	27-30-12	10,337
31 Dec. 19 @ St. Louis	1-3	L	9-17-5	4,115	70 Mar. 21 @ CALIFORNIA	6-3	W	28-30-12	8,039
32 Dec. 22 @ MINNESOTA	5-2	W	10-17-5	9,722	71 Mar. 23 @ VANCOUVER	5-0	W	29-30-12	12,946
33 Dec. 26 @ Chicago	3-3	T	10-17-6	16,666	72 Mar. 24 @ California	7-1	W	30-30-12	3,878
34 Dec. 27 @ Atlanta	4-6	L	10-18-6	15,141	73 Mar. 26 @ Minnesota	1-5	L	30-31-12	14,642
35 Dec. 29 @ BOSTON	4-1	W	11-18-6	16,005	74 Mar. 28 @ NY ISLANDERS	4-1	W	31-31-12	8,258
36 Jan. 2 @ California	2-5	L	11-19-6	2,860	75 Mar. 30 @ MONTREAL	2-5	L	31-32-12	15,833
37 Jan. 5 @ TORONTO	5-3	W	12-19-6	11,401	76 Apr. 3 @ ATLANTA	4-2	W	32-32-12	11,519
38 Jan. 8 @ NY Islanders	3-1	W	13-19-6	11,747	77 Apr. 5 @ Vancouver	2-5	L	32-33-12	15,570
39 Jan. 9 @ Chicago	4-4	T	13-19-7	16,666	78 Apr. 6 @ VANCOUVER	11-1	W	33-33-12	11,112

## KINGS 1974-75 SEASON IN REVIEW

**Record:** 42-17-21 (105 points)  
**Norris Division Finish:** 2nd

**General Manager:** Jake Milford  
**Head Coach:** Bob Pulford  
**Captain:** Terry Harper

SCORING										
PLAYER	GP	G	A	PTS	PIM	PLAYER	GP	G	A	PTS
Bob Nevin	80	31	41	72	19	Terry Harper	80	5	21	26
Mike Murphy	78	30	38	68	44	Sheldon Kannegiesser	74	2	23	25
Dan Maloney	80	27	39	66	165	Neil Komadoski	74	4	12	16
Butch Goring	60	27	33	60	6	Larry Brown	78	1	15	16
Juha Widing	80	26	34	60	46	Dave Hutchison	68	0	6	6
Frank St. Marseille	80	17	36	53	46	Vic Venasky	17	1	2	3
Bob Berry	80	25	23	48	60	Rogie Vachon	54	0	1	1
Tommy Williams	74	24	22	46	16	Phil Hoene	2	0	0	0
Bob Murdoch	80	13	29	42	116	Jimmy Peters	3	0	0	0
Gene Carr	80	7	32	39	103	Gary Edwards	27	0	0	0
Mike Corrigan	80	13	21	34	61	Team PIM				8
Don Kozak	77	16	15	31	64	Team Totals	80	269	443	712
GOALTENDER	GP	MIN	GA	SO	EN	SA	S%	AVG	W-L-T	
Rogie Vachon	54	3,239	121	6	2	1,645	.926	2.24	27-14-13	
Gary Edwards	27	1,561	61	3	1	724	.916	2.34	15-3-8	
Empty Net Goals			3			3				
Team Totals	80	4,800	185	9	3	2,372	.922	2.31	42-17-21	

## RESULTS

1	Oct. 10 @	Philadelphia	5-3	W	1-0-0	17,007	41	Jan. 11 @	Toronto	7-5	W	23-6-12	16,485
2	Oct. 12 @	Montreal	4-4	T	1-0-1	16,325	42	Jan. 14 @	Washington	6-2	W	24-6-12	8,059
3	Oct. 13 @	Buffalo	4-1	W	2-0-1	15,863	43	Jan. 16 @	Boston	4-1	W	25-6-12	14,283
4	Oct. 15 @	Washington	1-1	T	2-0-2	8,093	44	Jan. 17 @	Atlanta	0-5	L	25-7-12	14,507
5	Oct. 16 @	Toronto	1-1	T	2-0-3	16,332	45	Jan. 19 @	Montreal	6-3	W	26-7-12	18,395
6	Oct. 19	KANSAS CITY	3-0	W	3-0-3	14,384	46	Jan. 23	TORONTO	8-0	W	27-7-12	15,795
7	Oct. 22	PHILADELPHIA	2-4	L	3-1-3	13,558	47	Jan. 25	NY Islanders	5-5	T	27-7-13	14,865
8	Oct. 24	BUFFALO	7-2	W	4-1-3	9,305	48	Jan. 26	NY Rangers	2-3	L	27-8-13	17,500
9	Oct. 26	CALIFORNIA	5-1	W	5-1-3	11,253	49	Jan. 28	NY RANGERS	5-2	W	28-8-13	13,874
10	Oct. 28	PITTSBURGH	2-0	W	6-1-3	8,119	50	Jan. 30	WASHINGTON	6-4	W	29-8-13	9,764
11	Oct. 31	ST. LOUIS	1-1	T	6-1-4	7,483	51	Feb. 1	MONTREAL	3-5	L	29-9-13	16,005
12	Nov. 2	DETROIT	5-1	W	7-1-4	11,606	52	Feb. 5	PITTSBURGH	2-3	L	29-10-13	11,230
13	Nov. 5 @	St. Louis	4-3	W	8-1-4	17,381	53	Feb. 7 @	Atlanta	1-3	L	29-11-13	13,702
14	Nov. 7 @	Pittsburgh	5-3	W	9-1-4	8,651	54	Feb. 9 @	Chicago	2-1	W	30-11-13	16,000
15	Nov. 9	NY RANGERS	2-2	T	9-1-5	15,672	55	Feb. 12	ATLANTA	2-2	T	30-11-14	12,346
16	Nov. 13	TORONTO	4-0	W	10-1-5	10,043	56	Feb. 15	DETROIT	8-2	W	31-11-14	13,361
17	Nov. 15 @	Vancouver	2-2	T	10-1-6	15,570	57	Feb. 18 @	Washington	6-1	W	32-11-14	9,372
18	Nov. 16	CHICAGO	1-2	L	10-2-6	15,274	58	Feb. 19 @	Pittsburgh	2-2	T	32-11-15	12,762
19	Nov. 20	MONTREAL	3-3	T	10-2-7	13,284	59	Feb. 22	BOSTON	6-0	W	33-11-15	16,005
20	Nov. 23 @	Pittsburgh	0-0	T	10-2-8	12,003	60	Feb. 23 @	California	2-2	T	33-11-16	7,855
21	Nov. 24 @	Detroit	4-1	W	11-2-8	12,892	61	Feb. 26 @	Detroit	2-1	W	34-11-16	11,354
22	Nov. 27	NY ISLANDERS	3-3	T	11-2-9	10,959	62	Feb. 27 @	Buffalo	0-5	L	34-12-16	15,863
23	Nov. 30	BOSTON	2-0	W	12-2-9	16,005	63	Mar. 1	MINNESOTA	7-4	W	35-12-16	13,680
24	Dec. 4	MINNESOTA	4-1	W	13-2-9	8,608	64	Mar. 4	KANSAS CITY	7-4	W	36-12-16	9,268
25	Dec. 7	ATLANTA	6-2	W	14-2-9	11,997	65	Mar. 6	NY ISLANDERS	2-2	T	36-12-17	10,268
26	Dec. 11 @	Toronto	4-1	W	15-2-9	16,325	66	Mar. 8	CHICAGO	1-6	L	36-13-17	16,005
27	Dec. 12 @	Boston	1-8	L	15-3-9	13,891	67	Mar. 11	BUFFALO	2-2	T	36-13-18	15,667
28	Dec. 14 @	NY Islanders	0-3	L	15-4-9	14,000	68	Mar. 13	DETROIT	5-5	T	36-13-19	9,663
29	Dec. 15 @	NY Rangers	3-3	T	15-4-10	17,500	69	Mar. 15 @	Montreal	0-3	L	36-14-19	18,734
30	Dec. 18 @	Kansas City	6-0	W	16-4-10	5,983	70	Mar. 16 @	Philadelphia	0-3	L	36-15-19	17,007
31	Dec. 19	WASHINGTON	4-1	W	17-4-10	9,229	71	Mar. 18 @	Minnesota	5-3	W	37-15-19	11,910
32	Dec. 21	MONTREAL	2-2	T	17-4-11	14,294	72	Mar. 20	ST. LOUIS	3-2	W	38-15-19	11,811
33	Dec. 26	VANCOUVER	5-1	W	18-4-11	13,964	73	Mar. 22	PITTSBURGH	4-0	W	39-15-19	14,957
34	Dec. 28	CALIFORNIA	2-3	L	18-5-11	9,920	74	Mar. 26	WASHINGTON	5-1	W	40-15-19	10,636
35	Dec. 30 @	Detroit	3-2	W	19-5-11	12,381	75	Mar. 28 @	Vancouver	2-4	L	40-16-19	15,569
36	Dec. 31 @	Chicago	3-1	W	20-5-11	13,000	76	Mar. 29	VANCOUVER	3-3	T	40-16-20	13,601
37	Jan. 2	BOSTON	2-5	L	20-6-11	16,005	77	Apr. 1 @	Kansas City	1-3	L	40-17-20	8,487
38	Jan. 4	PHILADELPHIA	2-2	T	20-6-12	16,005	78	Apr. 2 @	St. Louis	5-2	W	41-17-20	18,511
39	Jan. 8 @	Minnesota	4-2	W	21-6-12	12,612	79	Apr. 5	CALIFORNIA	5-3	W	42-17-20	13,904
40	Jan. 9 @	Buffalo	5-2	W	22-6-12	15,863	80	Apr. 6 @	California	1-1	T	42-17-21	5,159

## KINGS 1975-76 SEASON IN REVIEW

**Record:** 38-33-9 (85 points)  
**Norris Division Finish:** 2nd

**General Manager:** Jake Milford  
**Head Coach:** Bob Pulford  
**Captain:** Mike Murphy

SCORING													
PLAYER	GP	G	A	PTS	PIM	PLAYER	GP	G	A	PTS	PIM	PLAYER	GP
Marcel Dionne	80	40	54	94	38	Neil Komadoski	80	3	15	18	165	Butch Goring	80
Butch Goring	80	33	40	73	8	Sheldon Kannegiesser	70	4	9	13	36	Mike Murphy	80
Mike Murphy	80	26	42	68	61	Dave Hutchison	50	0	10	10	181	Bob Nevin	77
Bob Nevin	77	13	42	55	14	Ab DeMarco	30	4	3	7	6	Don Kozak	62
Don Kozak	62	20	24	44	94	Larry Brown	74	2	5	7	33	Vic Venasky	80
Vic Venasky	80	18	26	44	12	Dennis Abgrall	13	0	2	2	4	Mike Corrigan	71
Mike Corrigan	71	22	21	43	71	Bart Crashley	4	0	1	1	6	Bob Berry	80
Bob Berry	80	20	22	42	37	Jim Witherspoon	2	0	0	0	2	Tommy Williams	70
Tommy Williams	70	19	20	39	14	Bert Wilson	13	0	0	0	17	Bob Murdoch	80
Bob Murdoch	80	6	29	35	103	Gary Edwards	29	0	0	0	2	Frank St. Marseille	68
Frank St. Marseille	68	10	16	26	20	Rogie Vachon	51	0	0	0	0	Gary Sargent	63
Gary Sargent	63	8	16	24	36	Team PIM					20	Juha Widing	67
Juha Widing	67	7	15	22	26	Team Totals	80	263	423	686	1,022	Gene Carr	38
Gene Carr	38	8	11	19	16								
GOALTENDER													
GP	MIN	GA	SO	EN	SA	S%	AVG	W-L-T					
Rogie Vachon	51	3,060	160	5	1	1,466	.891	3.14	26-20-5				
Gary Edwards	29	1,740	103	0	1	826	.875	3.55	12-13-4				
Empty Net Goals			2			2							
Team Totals	80	4,800	265	5	2	2,294	.884	3.31	38-33-9				

## RESULTS

1 Oct. 8 @ Montreal	0-9	L	0-1-0	15,221	41 Jan. 7 @ Kansas City	5-2	W	22-17-2	6,273
2 Oct. 11 @ NY Islanders	0-7	L	0-2-0	14,865	42 Jan. 8 @ Philadelphia	4-6	L	22-18-2	17,007
3 Oct. 12 @ NY Rangers	6-4	W	1-2-0	17,500	43 Jan. 10 @ Toronto	3-4	L	22-19-2	16,447
4 Oct. 15 WASHINGTON	4-3	W	2-2-0	10,092	44 Jan. 13 @ Atlanta	3-0	W	23-19-2	10,814
5 Oct. 17 @ Vancouver	5-3	W	3-2-0	15,570	45 Jan. 15 @ Boston	0-4	L	23-20-2	13,769
6 Oct. 18 CALIFORNIA	5-3	W	4-2-0	12,217	46 Jan. 17 @ Montreal	2-4	L	23-21-2	16,702
7 Oct. 21 @ St. Louis	1-6	L	4-3-0	16,383	47 Jan. 18 @ Detroit	8-3	W	24-21-2	10,680
8 Oct. 22 @ Chicago	5-3	W	5-3-0	9,300	48 Jan. 22 TORONTO	6-3	W	25-21-2	13,177
9 Oct. 24 @ Atlanta	1-7	L	5-4-0	10,943	49 Jan. 24 @ NY Islanders	0-5	L	25-22-2	14,865
10 Oct. 26 MINNESOTA	4-2	W	6-4-0	10,786	50 Jan. 25 @ NY Rangers	4-1	W	26-22-2	17,500
11 Oct. 28 WASHINGTON	6-0	W	7-4-0	8,412	51 Jan. 27 WASHINGTON	2-0	W	27-22-2	11,390
12 Oct. 30 PITTSBURGH	4-0	W	8-4-0	10,231	52 Jan. 29 DETROIT	3-3	T	27-23-2	12,228
13 Nov. 1 ATLANTA	3-1	W	9-4-0	13,051	53 Jan. 31 MONTREAL	7-3	W	28-22-3	16,005
14 Nov. 5 @ Washington	3-1	W	10-4-0	12,527	54 Feb. 4 BUFFALO	4	L	28-23-3	11,635
15 Nov. 6 @ Philadelphia	1-1	T	10-4-1	17,077	55 Feb. 7 PITTSBURGH	3-7	L	28-24-3	11,606
16 Nov. 8 NY RANGERS	3-1	W	11-4-1	16,005	56 Feb. 10 @ Washington	2-2	T	28-24-4	7,243
17 Nov. 11 CALIFORNIA	2-3	L	11-5-1	10,842	57 Feb. 11 @ Chicago	7-4	W	29-24-4	14,200
18 Nov. 13 NY ISLANDERS	4-3	W	12-5-1	10,827	58 Feb. 14 @ Montreal	2-2	T	29-24-5	16,771
19 Nov. 15 TORONTO	1-1	T	12-5-2	14,456	59 Feb. 15 @ Pittsburgh	4-6	L	29-25-5	11,098
20 Nov. 19 CHICAGO	2-4	L	12-6-2	12,645	60 Feb. 17 MINNESOTA	2-1	W	30-25-5	10,727
21 Nov. 22 @ Pittsburgh	3-6	L	12-7-2	10,089	61 Feb. 18 ST. LOUIS	2-2	T	30-25-6	10,574
22 Nov. 23 @ Detroit	1-4	L	12-8-2	14,565	62 Feb. 21 PHILADELPHIA	3-3	T	30-25-7	16,005
23 Nov. 25 @ Boston	2-4	L	12-9-2	13,903	63 Feb. 26 CHICAGO	2-6	L	30-26-7	11,928
24 Nov. 26 @ Washington	2-7	L	12-10-2	6,282	64 Feb. 28 @ Detroit	3-1	W	31-26-7	11,178
25 Nov. 29 BUFFALO	8-3	W	13-10-2	13,993	65 Feb. 29 @ Buffalo	1-5	L	31-27-7	16,433
26 Dec. 2 ATLANTA	5-3	W	14-10-2	8,575	66 Mar. 3 BOSTON	3-5	L	31-28-7	12,510
27 Dec. 3 @ California	3-2	W	15-10-2	4,542	67 Mar. 6 TORONTO	1-4	L	31-29-7	13,799
28 Dec. 6 DETROIT	3-2	W	16-10-2	15,360	68 Mar. 9 VANCOUVER	6-1	W	32-29-7	10,108
29 Dec. 10 ST. LOUIS	5-0	W	17-10-2	9,303	69 Mar. 11 NY RANGERS	4-3	W	33-29-7	10,122
30 Dec. 13 PHILADELPHIA	4-6	L	17-11-2	16,005	70 Mar. 13 DETROIT	1-4	L	33-30-7	11,534
31 Dec. 17 MONTREAL	1-2	L	17-12-2	15,445	71 Mar. 16 BUFFALO	2-4	L	33-31-7	9,500
32 Dec. 20 PITTSBURGH	1-5	L	17-13-2	9,404	72 Mar. 20 MONTREAL	4-3	W	34-31-7	16,005
33 Dec. 22 @ Toronto	3-4	L	17-14-2	16,485	73 Mar. 21 @ Minnesota	4-4	T	34-31-8	8,695
34 Dec. 23 @ Boston	4-3	W	18-14-2	13,336	74 Mar. 24 NY ISLANDERS	1-1	T	34-31-9	11,267
35 Dec. 26 @ California	4-2	W	19-14-2	8,113	75 Mar. 26 @ Vancouver	3-4	L	34-32-9	15,612
36 Dec. 27 KANSAS CITY	9-4	W	20-14-2	13,470	76 Mar. 27 VANCOUVER	7-3	W	35-32-9	13,571
37 Dec. 29 @ Minnesota	1-2	L	20-15-2	10,241	77 Mar. 30 @ Kansas City	8-6	W	36-32-9	7,123
38 Dec. 31 @ Pittsburgh	1-5	L	20-16-2	8,993	78 Mar. 31 @ St. Louis	2-1	W	37-32-9	16,429
39 Jan. 1 @ Buffalo	9-6	W	21-16-2	16,433	79 Apr. 3 KANSAS CITY	5-1	W	38-32-9	13,618
40 Jan. 3 BOSTON	0-3	L	21-17-2	16,005	80 Apr. 4 @ California	2-5	L	38-33-9	6,442

## KINGS 1976-77 SEASON IN REVIEW

**Record:** 34-31-15 (83 points)  
**Norris Division Finish:** 2nd

**General Manager:** Jake Milford  
**Head Coach:** Bob Pulford  
**Captain:** Mike Murphy

SCORING													
PLAYER	GP	G	A	PTS	PIM	PLAYER	GP	G	A	PTS	PIM	PLAYER	GP
Marcel Dionne	80	53	69	122	12	Juha Widing	47	3	8	11	8	Butch Goring	77
Butch Goring	78	30	55	85	6	Bert Wilson	77	4	3	7	24	Larry Brown	55
Tommy Williams	80	35	39	74	14	Larry Brown	55	1	6	7	64	Ab DeMarco	33
Mike Murphy	76	25	36	61	58	Ab DeMarco	33	3	3	6	6	Lorne Stampler	7
Gary Sargent	80	14	40	54	65	Steve Clippingdale	16	1	2	3	9	Sheldon Kannegiesser	39
Vic Venasky	80	14	26	40	18	Sheldon Kannegiesser	39	1	1	2	28	Russ Walker	16
Bob Berry	69	13	25	38	20	Rogie Vachon	68	0	1	1	2	Jim Moxey	1
Don Kozak	79	15	17	32	89	Jim Moxey	1	0	0	0	2	Gary Simmons	4
Bob Murdoch	70	9	23	32	79	Gary Simmons	4	0	0	0	0	Gary Edwards	10
Dave Schultz	76	10	20	30	232	Gary Edwards	10	0	0	0	0	Team PIM	
Frank St. Marseille	49	6	22	28	16	Team Totals	80	271	435	706	1,186		
Gene Carr	68	15	12	27	25								
Dave Hutchison	70	6	11	17	220								
Glenn Guldup	28	7	6	13	29								
Neil Komadoski	68	3	9	12	109								
GOALTENDER													
GP	MIN	GA	SO	EN	SA	S%	AVG	W-L-T					
Rogie Vachon	68	4,059	184	8	1	1,900	.903	2.72	33-23-12				
Gary Simmons	4	240	16	0	1	118	.864	4.00	1-2-1				
Gary Edwards	10	501	39	0	0	264	.852	4.67	0-6-2				
Empty Net Goals			2			2							
Team Totals	80	4,800	241	8	2	2,284	.894	3.01	34-31-15				

## RESULTS

1	Oct. 6 @	Cleveland	2-2	T	0-0-1	8,899	41	Jan. 5 @	Minnesota	2-5	L	13-18-10	6,912
2	Oct. 7 @	Atlanta	2-4	L	0-1-1	9,140	42	Jan. 8 @	Philadelphia	1-6	L	13-19-10	17,077
3	Oct. 9 @	Pittsburgh	7-4	W	1-1-1	10,131	43	Jan. 9 @	NY Rangers	5-4	W	14-19-10	17,500
4	Oct. 10 @	Philadelphia	0-1	L	1-2-1	17,077	44	Jan. 12 @	Toronto	2-3	L	14-20-10	16,485
5	Oct. 13 @	Toronto	4-4	T	1-2-2	16,485	45	Jan. 13 @	Boston	3-4	L	14-21-10	10,760
6	Oct. 16	WASHINGTON	7-1	W	2-2-2	12,859	46	Jan. 15 @	Montreal	0-6	L	14-22-10	16,563
7	Oct. 17	ST. LOUIS	6-2	W	3-2-2	10,935	47	Jan. 18	TORONTO	6-3	W	15-22-10	12,644
8	Oct. 20 @	NY Rangers	4-2	W	4-2-2	17,500	48	Jan. 20	PITTSBURGH	5-3	W	16-22-10	12,174
9	Oct. 21 @	Washington	5-5	T	4-2-3	7,098	49	Jan. 22	NY RANGERS	6-0	W	17-22-10	13,606
10	Oct. 23	BOSTON	2-4	L	4-3-3	15,094	50	Jan. 26	MINNESOTA	2-3	L	17-23-10	10,131
11	Oct. 26	DETROIT	3-2	W	5-3-3	10,073	51	Jan. 29 @	NY Islanders	4-0	W	18-23-10	15,317
12	Oct. 28	ATLANTA	5-1	W	6-3-3	9,104	52**	Jan. 30@	Buffalo (Postponed to Thur., Mar. 3-Snowstorm)				
13	Oct. 30	CLEVELAND	4-3	W	7-3-3	10,840	53	Feb. 2	WASHINGTON	7-2	W	19-23-10	9,960
14	Nov. 2 @	Pittsburgh	1-7	L	7-4-3	7,597	54	Feb. 5	MONTREAL	3-3	T	19-23-11	16,005
15	Nov. 3 @	Cleveland	4-2	W	8-4-3	3,157	55	Feb. 8 @	NY Islanders	1-4	L	19-24-11	15,317
16	Nov. 5 @	Vancouver	1-4	L	8-5-3	15,644	56	Feb. 9 @	Cleveland	3-6	L	19-25-11	3,225
17	Nov. 6	NY RANGERS	3-3	T	8-5-4	12,784	57	Feb. 12	PITTSBURGH	2-3	L	19-26-11	12,276
18	Nov. 10	TORONTO	2-2	T	8-5-5	12,338	58	Feb. 15	NY ISLANDERS	3-0	W	20-26-11	10,256
19	Nov. 13 @	Detroit	3-3	T	8-5-6	10,217	59	Feb. 17	ATLANTA	3-4	L	20-27-11	11,059
20	Nov. 14 @	Chicago	4-5	L	8-6-6	12,400	60	Feb. 19	BOSTON	2-0	W	21-27-11	14,178
21	Nov. 16	CLEVELAND	0-0	T	8-6-7	9,724	61	Feb. 22	ST. LOUIS	4-0	W	22-27-11	10,650
22	Nov. 18	NY ISLANDERS	1-3	L	8-7-7	11,904	62	Feb. 24	VANCOUVER	2-2	T	22-27-12	10,261
23	Nov. 20	BUFFALO	3-4	L	8-8-7	12,568	63	Feb. 26 @	Detroit	4-3	W	23-27-12	9,117
24	Nov. 24	CHICAGO	4-5	L	8-9-7	12,598	64	Feb. 27 @	Buffalo	5-1	W	24-27-12	16,433
25	Nov. 27	MONTREAL	3-4	L	8-10-7	16,005	65	Mar. 1 @	Washington	3-2	W	25-27-12	10,970
26	Nov. 28 @	Colorado	6-6	T	8-10-8	5,697	66	Mar. 2 @	Pittsburgh	5-0	W	26-27-12	9,226
27	Dec. 1 @	Toronto	3-6	L	8-11-8	16,384	67	**Mar. 3 @	Buffalo	2-7	L	26-28-12	16,433
28	Dec. 2 @	Montreal	3-3	T	8-11-9	16,024	68	Mar. 5	PITTSBURGH	3-3	T	26-28-13	16,005
29	Dec. 4	DETROIT	4-1	W	9-11-9	11,140	69	Mar. 8	CHICAGO	7-1	W	27-28-13	11,968
30	Dec. 8	COLORADO	3-3	T	9-11-10	10,746	69	Mar. 10	WASHINGTON	6-0	W	28-28-13	11,826
31	Dec. 11	BUFFALO	2-4	L	9-12-10	11,116	70	Mar. 13 @	Boston	2-2	T	28-28-14	12,024
32	Dec. 14 @	Washington	4-2	W	10-12-10	7,359	71	Mar. 14 @	Montreal	0-3	L	28-29-14	17,356
33	Dec. 15 @	Atlanta	3-1	W	11-12-10	11,264	72	Mar. 17	DETROIT	3-2	W	29-29-14	14,580
34	Dec. 18	MONTREAL	0-2	L	11-13-10	14,764	73	Mar. 19	PHILADELPHIA	3-5	L	29-30-14	16,005
35	Dec. 22	VANCOUVER	2-3	L	11-14-10	11,987	74	Mar. 22 @	St. Louis	2-4	L	29-31-14	12,417
36	Dec. 27 @	Detroit	7-4	W	12-14-10	11,102	75	Mar. 23 @	Chicago	3-1	W	30-31-14	9,200
37	Dec. 28 @	Minnesota	3-8	L	12-15-10	9,312	76	Mar. 26	BUFFALO	6-4	W	31-31-14	15,288
38	Dec. 30	PHILADELPHIA	0-2	L	12-16-10	16,005	77	Mar. 29 @	Vancouver	3-3	T	31-31-15	15,641
39	Jan. 1	BOSTON	5-2	W	13-16-10	11,337	78	Mar. 31	COLORADO	7-5	W	32-31-15	11,302
40	Jan. 4 @	St. Louis	3-4	L	13-17-10	8,183	79	Apr. 2	MINNESOTA	7-2	W	33-31-15	13,419
							80	Apr. 3 @	Colorado	6-4	W	34-31-15	13,296

## KINGS 1977-78 SEASON IN REVIEW

**Record:** 31-34-15 (77 points)  
**Norris Division Finish:** 3rd

**General Manager:** George Maguire  
**Head Coach:** Ron Stewart  
**Captain:** Mike Murphy

## SCORING

PLAYER	GP	G	A	PTS	PIM	PLAYER	GP	G	A	PTS	PIM
Marcel Dionne	70	36	43	79	37	Dave Hutchison	44	0	10	10	71
Butch Goring	80	37	36	73	2	Larry Brown	57	1	8	9	23
Mike Murphy	72	20	36	56	48	Neil Komadoski	25	0	6	6	24
Syl Apps, Jr.	70	19	26	45	18	Rob Palmer	48	0	3	3	27
Dave Taylor	64	22	21	43	47	Gene Carr	5	2	0	2	4
Gary Sargent	72	7	34	41	52	Dave Schultz	8	2	0	2	27
Tommy Williams	58	15	22	37	9	Darryl Edestrand	13	0	2	2	15
Randy Manery	79	6	27	33	61	Russ Walker	1	0	0	0	6
Glenn Golpud	66	14	18	32	66	Larry Carriere	2	0	0	0	0
Pete Stenkowski	80	13	18	31	33	Lorne Stamler	2	0	0	0	0
Danny Grant	41	10	19	29	2	Charlie Simmer	3	0	0	0	2
Ernie Hicke	41	9	15	24	18	Steve Short	5	0	0	0	2
Bert Wilson	79	7	16	23	127	Gary Simmons	14	0	0	0	6
Hartland Monahan	64	10	9	19	45	Rogie Vachon	70	0	0	0	2
Bob Murdoch	76	2	17	19	68	Team PIM					10
Don Kozak	43	8	5	13	45	Team Totals	80	243	401	644	903
Vic Venasky	71	3	10	13	6						

GOALTENDER	GP	MIN	GA	SO	EN	SA	S%	AVG	W-L-T
Rogie Vachon	70	4,107	196	4	4	1,806	.891	2.86	29-27-13
Gary Simmons	14	693	44	0	1	335	.869	3.81	2-7-2
Empty Net Goals			5			5			
Team Totals	80	4,800	245	4	5	2,146	.886	3.06	31-34-15

## RESULTS

1 Oct. 12	CLEVELAND	2-0	W	1-0-0	11,643	41 Jan. 12 @	Boston	1-6	L	17-15-9	14,202
2 Oct. 15	DETROIT	4-2	W	2-0-0	10,464	42 Jan. 14 @	Atlanta	8-4	W	18-15-9	11,114
3 Oct. 18 @	NY Islanders	0-0	T	2-0-1	12,254	43 Jan. 18	NY RANGERS	0-3	L	18-16-9	11,934
4 Oct. 19 @	Cleveland	1-3	L	2-1-1	3,252	44 Jan. 20 @	Colorado	2-5	L	18-17-9	6,681
5 Oct. 22	BOSTON	3-4	L	2-2-1	14,638	45 Jan. 21	TORONTO	2-1	W	19-17-9	13,497
6 Oct. 25 @	Vancouver	1-3	L	2-3-1	14,000	46 Jan. 26	ST. LOUIS	5-1	W	20-17-9	10,392
7 Oct. 26	NY ISLANDERS	2-2	T	2-3-2	10,638	47 Jan. 28 @	Montreal	3-6	L	20-18-9	17,280
8 Oct. 29 @	Montreal	5-3	W	3-3-2	16,108	48 Jan. 29 @	NY Rangers	4-1	W	21-18-9	17,500
9 Oct. 30 @	NY Rangers	5-3	W	4-3-2	17,500	49 Feb. 1	WASHINGTON	8-3	W	22-18-9	8,301
10 Nov. 1 @	St. Louis	2-7	L	4-4-2	9,715	50 Feb. 4	MONTREAL	5-5	T	22-18-10	16,005
11 Nov. 3	TORONTO	4-2	W	5-4-2	12,654	51 Feb. 7	DETROIT	1-2	L	22-19-10	10,748
12 Nov. 5	NY RANGERS	3-1	W	6-4-2	12,215	52 Feb. 9	ATLANTA	2-4	L	22-20-10	10,045
13 Nov. 8 @	Washington	5-1	W	7-4-2	7,473	53 Feb. 11	PITTSBURGH	3-3	T	22-20-11	12,246
14 Nov. 10 @	Boston	2-5	L	7-5-2	11,428	54 Feb. 14 @	NY Islanders	2-3	L	22-21-11	14,914
15 Nov. 12	MINNESOTA	2-2	T	7-5-3	12,401	55 Feb. 16 @	Buffalo	0-5	L	22-22-11	16,433
16 Nov. 16	CLEVELAND	1-1	T	7-5-4	10,649	56 Feb. 18 @	Pittsburgh	1-1	T	22-22-12	16,033
17 Nov. 19	MONTREAL	2-4	L	7-6-4	16,005	57 Feb. 19 @	Detroit	1-5	L	22-23-12	16,497
18 Nov. 23	CHICAGO	8-3	W	8-6-4	11,729	58 Feb. 21 @	Washington	4-1	W	23-23-12	9,170
19 Nov. 24	PITTSBURGH	5-3	W	9-6-4	9,835	59 Feb. 22 @	Minnesota	1-4	L	23-24-12	9,049
20 Nov. 26 @	Atlanta	4-4	T	9-6-5	13,773	60 Feb. 25	BOSTON	2-4	L	23-25-12	16,005
21 Nov. 27 @	Philadelphia	0-2	L	9-7-5	17,077	61 Feb. 28	CLEVELAND	4-2	W	24-25-12	9,529
22 Nov. 29	WASHINGTON	4-2	W	10-7-5	9,669	62 Mar. 2	COLORADO	5-2	W	25-25-12	9,801
23 Dec. 1	PHILADELPHIA	2-4	L	10-8-5	12,371	63 Mar. 4	CHICAGO	3-6	L	25-26-12	12,546
24 Dec. 3	ATLANTA	4-1	W	11-8-5	11,168	64 Mar. 8 @	Toronto	5-1	W	26-26-12	16,485
25 Dec. 6 @	St. Louis	6-1	W	12-8-5	9,270	65 Mar. 9 @	Buffalo	3-3	T	26-26-13	16,433
26 Dec. 8 @	Pittsburgh	5-3	W	13-8-5	9,117	66 Mar. 11 @	Montreal	3-5	L	26-27-13	17,131
27 Dec. 10	TORONTO	0-3	L	13-9-5	13,532	67 Mar. 12 @	Boston	3-9	L	26-28-13	14,602
28 Dec. 15	BUFFALO	3-7	L	13-10-5	11,645	68 Mar. 14	PITTSBURGH	4-2	W	27-28-13	12,084
29 Dec. 17	WASHINGTON	1-2	L	13-11-5	8,125	69 Mar. 16	DETROIT	3-3	T	27-28-14	10,256
30 Dec. 19	VANCOUVER	3-2	W	14-11-5	9,946	70 Mar. 18	MONTREAL	3-6	L	27-29-14	16,005
31 Dec. 21	MINNESOTA	8-1	W	15-11-5	9,648	71 Mar. 21	BUFFALO	2-6	L	27-30-14	11,027
32 Dec. 22 @	Chicago	4-0	W	16-11-5	9,072	72 Mar. 23 @	Minnesota	3-1	W	28-31-14	7,715
33 Dec. 28	NY ISLANDERS	3-4	L	16-12-5	16,005	73 Mar. 24 @	Cleveland	4-3	W	29-30-14	4,744
34 Dec. 29 @	Colorado	2-2	T	16-12-6	9,527	74 Mar. 27 @	Toronto	0-3	L	29-31-14	16,485
35 Jan. 1	COLORADO	5-1	W	17-12-6	10,797	75 Mar. 29 @	Chicago	1-5	L	29-32-14	10,957
36 Jan. 4 @	Washington	0-4	L	17-13-6	8,823	76 Mar. 30 @	Detroit	4-0	W	30-32-14	16,654
37 Jan. 5 @	Philadelphia	4-4	T	17-13-7	17,077	77 Apr. 1	PHILADELPHIA	2-4	L	30-33-13	15,350
38 Jan. 7 @	Pittsburgh	3-3	T	17-13-8	13,921	78 Apr. 5	ST. LOUIS	2-3	L	30-34-14	9,090
39 Jan. 8 @	Detroit	3-4	L	17-14-8	12,098	79 Apr. 7 @	Vancouver	5-5	T	30-34-15	15,613
40 Jan. 11 @	Buffalo	3-3	T	17-14-9	16,433	80 Apr. 8	VANCOUVER	5-3	W	31-34-15	11,218

## KINGS 1978-79 SEASON IN REVIEW

**Record:** 34-34-12 (80 points)  
**Norris Division Finish:** 3rd

**General Manager:** George Maguire  
**Head Coach:** Bob Berry  
**Captain:** Mike Murphy

## SCORING

PLAYER	GP	G	A	PTS	PIM	PLAYER	GP	G	A	PTS	PIM
Marcel Dionne	80	59	71	130	30	Vic Venasky	73	4	13	17	8
Dave Taylor	78	43	48	91	124	Bob Murdoch	32	3	12	15	46
Butch Goring	80	36	51	87	16	Mark Heaslip	69	4	9	13	45
Charlie Simmer	38	21	27	48	16	Richard Mulhern	36	2	9	11	23
Mike Murphy	64	16	29	45	38	Doug Halward	27	1	5	6	13
Rob Palmer	78	4	41	45	26	Randy Holt	36	0	6	6	202
Glenn Golpud	73	15	22	37	89	Darryl Edestrand	55	1	4	5	46
Syl Apps, Jr.	80	7	30	37	29	Brian Glennie	18	2	2	4	22
Randy Manery	71	8	27	35	64	Nick Beverley	7	0	3	3	0
Steve Jensen	72	23	8	31	57	Mario Lessard	49	0	2	2	8
Murray Wilson	58	11	15	26	14	Scott Garland	6	0	1	1	24
Tommy Williams	44	10	15	25	8	Ron Grahame	34	0	1	1	6
Danny Grant	35	10	11	21	8	Team PIM					12
Rick Hampton	49	3	17	20	22	Team Totals	80	292	489	781	1,134
Bert Wilson	73	9	10	19	138						

GOALTENDER	GP	MIN	GA	SO	EN	SA	S%	AVG	W-L-T
Mario Lessard	49	2,860	148	4	2	1,367	.892	3.10	23-15-10
Ron Grahame	34	1,940	136	0	0	985	.862	4.21	11-19-2
Empty Net Goals			2			2			
Team Totals	80	4,800	286	4	2	2,354	.879	3.57	34-34-12

## RESULTS

1	Oct. 11	WASHINGTON	2-4	L	0-1-0	8,318	41	Jan. 9 @	NY Islanders	1-7	L	17-18-6	14,995
2	Oct. 14	ST. LOUIS	6-2	W	1-1-0	7,566	42	Jan. 10 @	Chicago	0-3	L	17-19-6	8,221
3	Oct. 18	BOSTON	2-3	L	1-2-0	8,564	43	Jan. 13 @	Detroit	7-3	W	18-19-6	14,447
4	Oct. 20 @	Washington	6-4	W	2-2-0	8,303	44	Jan. 14 @	Boston	6-3	W	19-19-6	13,424
5	Oct. 22 @	Montreal	4-8	L	2-3-0	16,089	45	Jan. 17	MONTREAL	3-7	L	19-20-6	13,257
6	Oct. 24 @	Atlanta	2-7	L	2-4-0	8,526	46	Jan. 20	TORONTO	2-3	L	19-21-6	12,793
7	Oct. 26	BUFFALO	6-0	W	3-4-0	7,238	47	Jan. 24	PITTSBURGH	4-1	W	20-21-6	9,680
8	Oct. 28	WASHINGTON	5-1	W	4-4-0	7,347	48	Jan. 25	DETROIT	6-6	T	20-21-7	9,974
9	Nov. 1	TORONTO	2-4	L	4-5-0	9,048	49	Jan. 27 @	Pittsburgh	3-5	L	20-22-7	14,274
10	Nov. 4	NY RANGERS	3-7	L	4-6-0	10,625	50	Jan. 28 @	Boston	5-3	W	21-22-7	13,591
11	Nov. 8	PHILADELPHIA	3-5	L	4-7-0	8,163	51	Jan. 30 @	St. Louis	1-7	L	21-23-7	7,046
12	Nov. 11	MINNESOTA	8-1	W	5-7-0	8,409	52	Jan. 31 @	Washington	3-5	L	21-24-7	7,966
13	Nov. 12 @	Chicago	4-1	W	6-7-0	11,328	53	Feb. 3	NY RANGERS	4-2	W	22-24-7	13,471
14	Nov. 14 @	St. Louis	4-2	W	7-7-0	8,951	54	Feb. 4 @	Colorado	4-1	W	23-24-7	6,821
15	Nov. 16	MONTREAL	6-3	W	8-7-0	10,292	55	Feb. 14 @	Detroit	3-2	W	24-24-7	13,914
16	Nov. 18	PITTSBURGH	1-3	L	8-8-0	9,171	56	Feb. 15 @	Montreal	2-2	T	24-24-8	16,198
17	Nov. 20	CHICAGO	4-3	W	9-8-0	7,629	57	Feb. 17 @	Toronto	2-5	L	24-25-8	16,485
18	Nov. 22	DETROIT	3-3	T	9-8-1	10,336	58	Feb. 19	NY ISLANDERS	3-8	L	24-26-8	13,744
19	Nov. 25 @	Minnesota	4-1	W	10-8-1	8,833	59	Feb. 21	BOSTON	3-1	W	25-26-8	10,913
20	Nov. 26 @	Detroit	2-4	L	10-9-1	15,114	60	Feb. 24	PHILADELPHIA	3-4	L	25-27-8	13,290
21	Nov. 29	NY ISLANDERS	5-5	T	10-9-2	8,579	61	Feb. 26	VANCOUVER	2-0	W	26-27-8	8,387
22	Dec. 2	DETROIT	5-2	W	11-9-2	11,688	62	Feb. 28	WASHINGTON	3-3	T	26-27-9	8,174
23	Dec. 4	WASHINGTON	10-2	W	12-9-2	7,324	63	Mar. 3	CHICAGO	8-5	W	27-27-9	10,531
24	Dec. 6 @	Minnesota	0-4	L	12-10-2	7,030	64	Mar. 4 @	Vancouver	3-2	W	28-27-9	12,755
25	Dec. 7 @	Buffalo	3-3	T	12-10-3	16,433	65	Mar. 7 @	Pittsburgh	4-0	W	29-27-9	11,479
26	Dec. 9	ATLANTA	5-1	W	13-10-3	10,009	66	Mar. 8 @	Buffalo	4-6	L	29-28-9	16,433
27	Dec. 12 @	NY Islanders	5-5	T	13-10-4	14,286	67	Mar. 10 @	Toronto	4-9	L	29-29-9	16,485
28	Dec. 13 @	NY Rangers	7-8	L	13-11-4	17,165	68	Mar. 11 @	Philadelphia	3-6	L	29-30-9	17,077
29	Dec. 16	MONTREAL	2-5	L	13-12-4	12,562	69	Mar. 14	PITTSBURGH	3-3	T	29-30-10	11,729
30	Dec. 19 @	Colorado	2-2	T	13-12-5	4,044	70	Mar. 17	MONTREAL	3-1	W	30-30-10	14,267
31	Dec. 21	PITTSBURGH	1-4	L	13-13-5	9,125	71	Mar. 20	ATLANTA	4-3	W	31-30-10	9,792
32	Dec. 23 @	Vancouver	0-2	L	13-14-5	12,526	72	Mar. 22	ST. LOUIS	3-3	T	31-30-11	9,533
33	Dec. 27 @	Pittsburgh	2-5	L	13-15-5	14,634	73	Mar. 24	BUFFALO	2-3	L	31-31-11	11,864
34	Dec. 28 @	Montreal	3-3	T	13-15-6	17,153	74	Mar. 28	DETROIT	8-1	W	32-31-11	9,497
35	Dec. 30	VANCOUVER	4-0	W	14-15-6	10,317	75	Mar. 30 @	Atlanta	3-5	L	32-32-11	10,292
36	Jan. 1	COLORADO	5-3	W	15-15-6	7,202	76	Mar. 31 @	Detroit	5-4	W	33-32-11	14,686
37	Jan. 3 @	Washington	3-8	L	15-16-6	7,053	77	Apr. 2 @	NY Rangers	4-5	L	33-33-11	17,378
38	Jan. 4 @	Montreal	5-4	W	16-16-6	16,132	78	Apr. 3 @	Washington	2-6	L	33-34-11	13,159
39	Jan. 6 @	Pittsburgh	4-3	W	17-16-6	11,760	79	Apr. 5	COLORADO	4-4	T	33-34-12	8,240
40	Jan. 7 @	Philadelphia	0-3	L	17-17-6	17,077	80	Apr. 7	MINNESOTA	7-1	W	34-34-12	11,048

## KINGS 1979-80 SEASON IN REVIEW

**Record:** 30-36-14 (74 points)  
**Norris Division Finish:** 2nd

**General Manager:** George Maguire  
**Head Coach:** Bob Berry  
**Captain:** Mike Murphy

SCORING												
PLAYER	GP	G	A	PTS	PIM	PLAYER	GP	G	A	PTS	PIM	
Marcel Dionne	80	53	84	137	32	Bert Wilson	75	4	3	7	91	
Charlie Simmer	64	56	45	101	65	Don Howse	33	2	5	7	6	
Dave Taylor	61	37	53	90	72	John Paul Kelly	40	2	5	7	28	
Butch Goring	69	20	48	68	12	Jerry Korab	11	1	2	3	34	
Doug Halward	63	11	45	56	52	Richard Mulhern	15	0	3	3	16	
Mike Murphy	80	27	22	49	29	Dave Lewis	11	1	1	2	12	
Rob Palmer	78	4	36	40	18	Mark Hardy	15	0	1	1	10	
Steve Jensen	76	21	15	36	13	Ron Grahame	26	0	1	1	2	
Andre St. Laurent	77	6	24	30	88	Randy Holt	42	0	1	1	94	
Glenn Guldup	55	10	11	21	78	Rick Hampton	3	0	0	0	0	
Steve Carlson	52	9	12	21	23	Mike Marson	3	0	0	0	5	
Syl Apps, Jr.	51	5	16	21	12	Doug Keans	10	0	0	0	0	
Randy Manery	52	6	10	16	48	Jay Wells	43	0	0	0	113	
Dean Hopkins	60	8	6	14	39	Mario Lessard	50	0	0	0	6	
Brad Selwood	63	1	13	14	82	Team PIM					16	
Barry Gibbs	63	2	9	11	32	<b>Team Totals</b>	<b>80</b>	<b>290</b>	<b>474</b>	<b>764</b>	<b>1,134</b>	
Billy Harris	11	4	3	7	6							

GOALTENDER	GP	MIN	GA	SO	EN	SA	S%	AVG	W-L-T
Doug Keans	10	559	23	0	3	247	.907	2.47	3-3-3
Mario Lessard	50	2,836	185	0	3	1,409	.869	3.91	18-22-7
Ron Grahame	26	1,405	98	2	1	802	.878	4.19	9-11-4
Empty Net Goals			7			7			
<b>Team Totals</b>	<b>80</b>	<b>4,800</b>	<b>313</b>	<b>2</b>	<b>7</b>	<b>2,465</b>	<b>.873</b>	<b>3.91</b>	<b>30-36-14</b>

## RESULTS

1	Oct. 10	DETROIT	4-4	T	0-0-1	9,211	41	Jan. 12 @	MINNESOTA	6-5	W	20-13-8	15,704
2	Oct. 13	ST. LOUIS	5-3	W	1-0-1	9,871	42	Jan. 13 @	WINNIPEG	3-5	L	20-14-8	13,598
3	Oct. 16 @	WASHINGTON	6-8	L	1-1-1	5,386	43	Jan. 16	BUFFALO	2-4	L	20-15-8	9,825
4	Oct. 17 @	Pittsburgh	5-4	W	2-1-1	4,815	44	Jan. 19	ATLANTA	2-4	L	20-16-8	14,909
5	Oct. 19 @	Hartford	3-6	L	2-2-1	7,627	45	Jan. 22	NY RANGERS	4-5	L	20-17-8	9,311
6	Oct. 20 @	Boston	4-5	L	2-3-1	10,946	46	Jan. 24	TORONTO	5-4	W	21-17-8	8,440
7	Oct. 23 @	Colorado	7-4	W	3-3-1	5,365	47	Jan. 26 @	MINNESOTA	4-4	T	21-17-9	14,575
8	Oct. 24	WASHINGTON	5-3	W	4-3-1	7,813	48	Jan. 27 @	Buffalo	1-9	L	21-18-9	16,433
9	Oct. 27	TORONTO	7-5	W	5-3-1	13,885	49	Jan. 29	WINNIPEG	3-7	L	21-19-9	7,165
10	Oct. 30	BOSTON	4-4	T	5-3-2	9,534	50	Jan. 30	EDMONTON	1-8	L	21-20-9	6,747
11	Nov. 1	NY RANGERS	4-2	W	6-3-2	10,303	51	Feb. 2	MONTREAL	4-5	L	21-21-9	15,042
12	Nov. 3 @	St. Louis	1-4	L	6-4-2	10,289	52	Feb. 3 @	Edmonton	3-5	L	21-22-9	15,423
13	Nov. 4 @	Chicago	5-3	W	7-4-2	8,190	53	Feb. 6 @	Hartford	3-7	L	21-23-9	14,448
14	Nov. 6 @	NY Islanders	1-4	L	7-5-2	14,559	54	Feb. 7 @	NY Islanders	1-4	L	21-24-9	14,497
15	Nov. 7 @	NY Rangers	4-8	L	7-6-2	17,410	55	Feb. 9	Toronto	7-2	W	22-24-9	16,485
16	Nov. 10	MINNESOTA	6-6	T	7-6-3	12,048	56	Feb. 10	Philadelphia	2-5	L	22-25-9	17,077
17	Nov. 13	COLORADO	4-1	W	8-6-3	6,288	57	Feb. 12	WASHINGTON	2-5	L	22-26-9	7,204
18	Nov. 15	PITTSBURGH	3-3	T	8-6-4	7,698	58	Feb. 14	ST. LOUIS	4-6	L	22-27-9	6,886
19	Nov. 17	MONTREAL	1-3	L	8-7-4	16,005	59	Feb. 16	NY ISLANDERS	3-2	W	23-27-9	11,326
20	Nov. 20 @	Vancouver	5-1	W	9-7-4	15,061	60	Feb. 18 @	Detroit	4-2	W	24-27-9	12,872
21	Nov. 21	PHILADELPHIA	4-6	L	9-8-4	10,030	61	Feb. 20	BOSTON	3-0	W	25-27-9	13,150
22	Nov. 24	NY ISLANDERS	4-4	T	9-8-5	12,765	62	Feb. 23	PHILADELPHIA	1-5	L	25-28-9	16,005
23	Nov. 27	WINNIPEG	5-3	W	10-8-5	7,914	63	Feb. 26 @	Washington	3-5	L	25-29-9	9,716
24	Dec. 1	CHICAGO	7-0	W	11-8-5	10,202	64	Feb. 27 @	NY Rangers	4-5	L	25-30-9	17,424
25	Dec. 4 @	Atlanta	6-2	W	12-8-5	8,290	65	Mar. 1 @	Boston	0-4	L	25-31-9	13,784
26	Dec. 6 @	Philadelphia	4-9	L	12-9-5	17,077	66	Mar. 2 @	Quebec	4-3	W	26-31-9	10,777
27	Dec. 7 @	Montreal	2-5	L	12-10-5	16,847	67	Mar. 5	ATLANTA	1-3	L	26-32-9	9,628
28	Dec. 9 @	Quebec	2-3	L	12-11-5	11,168	68	Mar. 8	CHICAGO	3-3	T	26-32-10	11,168
29	Dec. 12	HARTFORD	7-4	W	13-11-5	8,732	69	Mar. 10 @	Montreal	3-6	L	26-33-10	17,046
30	Dec. 15	VANCOUVER	4-3	W	14-11-5	8,784	70	Mar. 12 @	Pittsburgh	2-4	L	26-34-10	9,294
31	Dec. 19 @	Toronto	4-4	T	14-11-6	16,485	71	Mar. 13 @	Atlanta	2-2	T	26-34-11	9,353
32	Dec. 20 @	Buffalo	3-5	L	14-12-6	16,433	72	Mar. 15	BUFFALO	2-2	T	26-34-12	14,121
33	Dec. 22	EDMONTON	9-3	W	15-12-6	9,384	73	Mar. 19	DETROIT	4-3	W	27-34-12	9,111
34	Dec. 27	QUEBEC	3-0	W	16-12-6	9,978	74	Mar. 22	QUEBEC	4-1	W	28-34-12	10,635
35	Dec. 29	MINNESOTA	4-3	W	17-12-6	14,211	75	Mar. 25 @	Colorado	5-2	W	29-34-12	8,107
36	Jan. 2 @	Detroit	4-2	W	18-12-6	14,195	76	Mar. 27	PITTSBURGH	2-2	T	29-34-13	9,781
37	Jan. 5	Edmonton	3-3	T	18-12-7	15,423	77	Mar. 29	HARTFORD	2-2	T	29-34-14	12,848
38	Jan. 6 @	Winnipeg	4-4	T	18-12-8	12,250	78	Apr. 1	COLORADO	4-3	W	30-34-14	7,527
39	Jan. 8 @	St. Louis	3-6	L	18-13-8	10,218	79	Apr. 3 @	Vancouver	2-4	L	30-35-14	16,207
40	Jan. 9 @	Chicago	6-1	W	19-13-8	11,372	80	Apr. 5	VANCOUVER	3-5	L	30-36-14	12,262

## KINGS 1980-81 SEASON IN REVIEW

**Record:** 43-24-13 (99 points)  
**Norris Division Finish:** 2nd

**General Manager:** George Maguire  
**Head Coach:** Bob Berry  
**Captain:** Mike Murphy

SCORING												
PLAYER	GP	G	A	PTS	PIM	PLAYER	GP	G	A	PTS	PIM	
Marcel Dionne	80	58	77	135	70	Dave Lewis	67	1	12	13	98	
Dave Taylor	72	47	65	112	130	John Paul Kelly	19	3	6	9	8	
Charlie Simmer	65	56	49	105	62	Rick Chartraw	21	1	6	7	28	
Larry Murphy	80	16	60	76	79	Rob Palmer	13	0	4	4	13	
Jerry Korab	78	9	43	52	139	Rick Martin	1	1	1	2	0	
Billy Harris	80	20	29	49	36	Don Luce	10	1	0	1	2	
Jim Fox	71	18	25	43	8	Jim Rutherford	3	0	1	1	0	
Mike Murphy	68	16	23	39	54	Mario Lessard	64	0	1	1	8	
Steve Jensen	74	19	19	38	88	Don Waddell	1	0	0	0	0	
Greg Terrion	73	12	25	37	99	Paul Pageau	1	0	0	0	0	
Dan Bonar	71	11	15	26	57	Dave Morrison	3	0	0	0	0	
Dean Hopkins	67	8	18	26	118	John Gibson	4	0	0	0	21	
Mark Hardy	77	5	20	25	77	Kevin Schamehorn	5	0	0	0	4	
Garry Unger	58	10	10	20	40	Ron Grahame	6	0	0	0	0	
Doug Halward	51	4	15	19	96	Doug Keans	9	0	0	0	7	
Jay Wells	72	5	13	18	155	Team PIM					32	
Andre St. Laurent	22	10	6	16	63	<b>Team Totals</b>	<b>80</b>	<b>337</b>	<b>552</b>	<b>889</b>	<b>1,627</b>	
Glenn Guldup	49	6	9	15	35							

GOALTENDER	GP	MIN	GA	SO	EN	SA	S%	AVG	W-L-T
Mario Lessard	64	3,746	203	2	3	1,885	.892	3.25	35-18-11
Jim Rutherford	3	180	10	0	0	96	.896	3.33	3-0-0
Ron Grahame	6	360	28	0	0	198	.859	4.67	3-2-1
Doug Keans	9	454	37	0	1	192	.807	4.89	2-3-1
Paul Pageau	1	60	8	0	0	34	.765	8.00	0-1-0
Empty Net Goals			4			4			
<b>Team Totals</b>	<b>80</b>	<b>4,800</b>	<b>290</b>	<b>2</b>	<b>4</b>	<b>2,409</b>	<b>.880</b>	<b>3.62</b>	<b>43-24-13</b>

## RESULTS

1	Oct. 11	DETROIT	8-1	W	1-0-0	11,210	41	Jan. 7	HARTFORD	5-3	W	26-11-4	8,535
2	Oct. 14 @	Calgary	2-4	L	1-1-0	7,162	42	Jan. 10 @	St. Louis	6-6	T	26-11-5	19,115
3	Oct. 16	QUEBEC	6-4	W	2-1-0	6,490	43	Jan. 11 @	Buffalo	4-4	T	26-11-6	16,143
4	Oct. 18	COLORADO	4-3	W	3-1-0	8,776	44	Jan. 14 @	Hartford	5-4	W	27-11-6	11,455
5	Oct. 22	BOSTON	4-0	W	4-1-0	8,596	45	Jan. 15 @	Washington	0-3	L	27-12-6	9,648
6	Oct. 25	TORONTO	5-4	W	5-1-0	12,432	46	Jan. 17 @	Pittsburgh	4-5	L	27-13-6	14,231
7	Oct. 26 @	Edmonton	4-4	T	5-1-1	17,290	47	Jan. 18 @	Philadelphia	2-7	L	27-14-6	17,077
8	Oct. 28 @	Colorado	8-4	W	6-1-1	6,284	48	Jan. 20	DETROIT	11-4	W	28-14-6	9,763
9	Oct. 29	WASHINGTON	4-2	W	7-1-1	7,346	49	Jan. 22	TORONTO	3-3	T	28-14-7	11,688
10	Nov. 1 @	NY Islanders	7-3	W	8-1-1	14,768	50	Jan. 24 @	Boston	6-4	W	29-14-7	13,716
11	Nov. 2 @	NY Rangers	6-3	W	9-1-1	17,417	51	Jan. 26 @	Quebec	7-5	W	30-14-7	13,653
12	Nov. 5	Washington	5-3	W	10-1-1	8,719	52	Jan. 28	NY RANGERS	2-6	L	30-15-7	10,451
13	Nov. 6 @	Philadelphia	2-8	L	10-2-1	17,077	53	Jan. 31	MONTREAL	4-1	W	31-15-7	16,005
14	Nov. 8 @	Montreal	0-3	L	10-3-1	16,869	54	Feb. 2 @	NY Rangers	3-2	W	32-15-7	17,417
15	Nov. 10	NY RANGERS	4-1	W	11-3-1	10,801	55	Feb. 3 @	NY Islanders	1-8	L	32-16-7	15,008
16	Nov. 12	MONTREAL	4-8	L	11-4-1	11,740	56	Feb. 5 @	Detroit	4-6	L	32-17-7	12,117
17	Nov. 15	ST. LOUIS	3-5	L	11-5-1	14,353	57	Feb. 7	WASHINGTON	4-4	T	32-17-8	12,814
18	Nov. 16 @	Vancouver	3-2	W	12-5-1	14,779	58	Feb. 12 @	Chicago	5-5	T	32-17-9	16,407
19	Nov. 19	WINNIPEG	7-2	W	13-5-1	7,572	59	Feb. 14	BOSTON	4-5	L	32-18-9	14,975
20	Nov. 22 @	Toronto	5-2	W	14-5-1	16,485	60	Feb. 18	QUEBEC	2-4	L	32-19-9	9,841
21	Nov. 24 @	Quebec	4-3	W	15-5-1	10,690	61	Feb. 21	PHILADELPHIA	1-3	L	32-20-9	16,005
22	Nov. 26	PHILADELPHIA	2-4	L	15-6-1	12,634	62	Feb. 24	EDMONTON	5-2	W	33-20-9	9,006
23	Nov. 29	CHICAGO	5-2	W	16-6-1	13,109	63	Feb. 26	VANCOUVER	4-3	W	34-20-9	10,298
24	Dec. 2	HARTFORD	5-2	W	17-6-1	7,456	64	Feb. 28	NY ISLANDERS	1-2	L	34-21-9	16,005
25	Dec. 4	VANCOUVER	3-1	W	18-6-1	7,460	65	Mar. 2 @	Toronto	1-0	W	35-21-9	16,485
26	Dec. 6	NY ISLANDERS	5-3	W	19-6-1	15,124	66	Mar. 4 @	Pittsburgh	5-6	L	35-22-9	11,796
27	Dec. 8	CALGARY	2-4	L	19-7-1	7,673	67	Mar. 6 @	Colorado	3-1	W	36-22-9	9,666
28	Dec. 10 @	Minnesota	7-2	W	20-7-1	13,739	68	Mar. 8 @	Winnipeg	4-1	W	37-22-9	13,992
29	Dec. 11 @	Detroit	2-1	W	21-7-1	11,628	69	Mar. 11	CHICAGO	4-4	T	37-22-10	11,711
30	Dec. 13 @	Hartford	5-5	T	21-7-2	11,204	70	Mar. 14	MINNESOTA	10-4	W	38-22-10	13,756
31	Dec. 14 @	Boston	1-7	L	21-8-2	10,122	71	Mar. 17	BUFFALO	1-3	L	38-23-10	10,367
32	Dec. 17	PITTSBURGH	3-3	T	21-8-3	8,188	72	Mar. 19	PITTSBURGH	4-4	T	38-23-11	9,758
33	Dec. 20	BUFFALO	4-7	L	21-9-3	13,418	73	Mar. 21 @	Edmonton	6-6	T	38-23-12	17,490
34	Dec. 23	EDMONTON	7-4	W	22-9-3	8,513	74	Mar. 22 @	Winnipeg	7-5	W	39-23-12	12,149
35	Dec. 26 @	Vancouver	6-3	W	23-9-3	16,413	75	Mar. 24 @	Minnesota	4-3	W	40-23-12	12,896
36	Dec. 27	ST. LOUIS	4-4	T	23-9-4	13,589	76	Mar. 25 @	Chicago	4-2	W	41-23-12	12,347
37	Dec. 30 @	Montreal	0-4	L	23-10-4	18,042	77	Mar. 28	MINNESOTA	3-2	W	42-23-12	14,882
38	Dec. 31 @	Buffalo	5-2	W	24-10-4	16,143	78	Mar. 31	WINNIPEG	7-3	W	43-23-12	9,748
39	Jan. 2 @	Calgary	6-7	L	24-11-4	7,162	79	Apr. 2 @	St. Louis	4-6	L	43-24-12	18,182
40	Jan. 5	CALGARY	5-2	W	25-11-4	8,256	80	Apr. 4	COLORADO	5-5	T	43-24-13	12,926

## KINGS 1981-82 SEASON IN REVIEW

**Record:** 24-41-15 (63 points)  
**Smythe Division Finish:** 4th

**General Manager:** George Maguire  
**Head Coach:** Parker McDonald (13-24-5)/  
 Don Perry (11-17-10)  
**Captain:** Dave Lewis

SCORING										
PLAYER	GP	G	A	PTS	PIM	PLAYER	GP	G	A	PTS
Marcel Dionne	78	50	67	117	50	Daryl Evans	14	2	6	8
Dave Taylor	78	39	67	106	130	Al Hangsleben	18	2	6	8
Jim Fox	77	30	38	68	23	Paul Mulvey	11	0	7	7
Larry Murphy	79	22	44	66	95	Andre St. Laurent	16	2	4	6
Steve Bozek	71	33	23	56	68	Rick Martin	3	1	3	4
Mark Hardy	77	6	39	45	130	Billy Harris	16	1	3	4
Charlie Simmer	50	15	24	39	42	Scott Gruhl	7	2	1	3
Greg Terrion	61	15	22	37	23	Al Sims	8	1	1	2
Dan Bonar	79	13	23	36	111	Warren Holmes	3	0	2	2
Bernie Nicholls	22	14	18	32	27	Rob Palmer	5	0	2	2
Doug Smith	80	16	14	30	64	Mario Lessard	52	0	2	2
Steve Jensen	45	8	19	27	19	Glenn Goldup	2	0	0	0
Ian Turnbull	42	11	15	26	81	Mike Blake	2	0	0	0
John Paul Kelly	70	12	11	23	100	Bobby Sheehan	4	0	0	0
Jerry Korab	50	5	13	18	91	Dave Morrison	4	0	0	0
Mike Murphy	28	5	10	15	20	John Gibson	6	0	0	0
Dean Hopkins	41	2	13	15	102	Jim Rutherford	7	0	0	0
Dave Lewis	64	1	13	14	75	Doug Keans	31	0	0	0
Trevor Johansen	46	3	7	10	69	Team PIM				10
Rick Chartraw	33	2	8	10	56	<b>Team Totals</b>	<b>80</b>	<b>314</b>	<b>533</b>	<b>847</b>
Jay Wells	60	1	8	9	145					<b>1,730</b>
GOALTENDER										
PLAYER	GP	MIN	GA	SO	EN	SA	S%	AVG	W-L-T	
Mike Blake	2	51	2	0	1	32	.938	2.35	0-0-0	
Doug Keans	31	1,436	103	0	4	756	.864	4.30	8-10-7	
Mario Lessard	52	2,933	213	2	3	1,481	.856	4.36	13-28-8	
Jim Rutherford	7	380	43	0	0	206	.791	6.79	3-3-0	
Empty Net Goals			8			8				
<b>Team Totals</b>	<b>80</b>	<b>4,800</b>	<b>369</b>	<b>2</b>	<b>8</b>	<b>2,483</b>	<b>.851</b>	<b>4.61</b>	<b>24-41-15</b>	

## RESULTS

1 Oct. 7	NY ISLANDERS	1-4	L	0-1-0	9,744	41 Jan. 9 @	Toronto	3-5	L	13-23-5	16,360
2 Oct. 10	EDMONTON	4-7	L	0-2-0	8,839	42 Jan. 10 @	Buffalo	4-6	L	13-24-5	20,079
3 Oct. 13	CALGARY	4-3	W	1-2-0	6,322	43 Jan. 12 @	Montreal	1-2	L	13-25-5	15,975
4 Oct. 15	COLORADO	10-2	W	2-2-0	6,125	44 Jan. 14 @	Calgary	2-5	L	13-26-5	7,234
5 Oct. 17	BOSTON	4-5	L	2-3-0	12,013	45 Jan. 15 @	Vancouver	3-3	T	13-26-6	12,000
6 Oct. 20 @	NY Islanders	9-6	W	3-3-0	14,431	46 Jan. 19	COLORADO	4-4	T	13-26-7	8,751
7 Oct. 21 @	NY Rangers	5-2	W	4-3-0	17,227	47 Jan. 21	MINNESOTA	3-3	T	13-26-8	10,306
8 Oct. 24 @	Minnesota	3-6	L	4-4-0	15,579	48 Jan. 23 @	Colorado	3-3	T	13-26-9	8,193
9 Oct. 25 @	Winnipeg	4-9	L	4-5-0	10,664	49 Jan. 24 @	Vancouver	5-5	T	13-26-10	12,465
10 Oct. 27	QUEBEC	8-7	W	5-5-0	7,595	50 Jan. 27	PHILADELPHIA	4-4	T	13-26-11	14,959
11 Oct. 29	WASHINGTON	4-3	W	6-5-0	7,392	51 Jan. 30	ST. LOUIS	7-4	W	14-26-11	10,988
12 Oct. 31 @	St. Louis	4-5	L	6-6-0	13,215	52 Jan. 31	NY RANGERS	3-6	L	14-27-11	13,169
13 Nov. 4 @	Chicago	4-5	L	6-7-0	12,246	53 Feb. 2	HARTFORD	3-5	L	14-28-11	7,713
14 Nov. 5 @	Detroit	2-10	L	6-8-0	12,114	54 Feb. 6	VANCOUVER	5-4	W	15-28-11	11,343
15 Nov. 7	TORONTO	4-9	L	6-9-0	12,334	55 Feb. 7	MONTREAL	2-7	L	15-29-11	12,310
16 Nov. 10	MONTREAL	4-2	W	7-9-0	11,492	56 Feb. 11	QUEBEC	4-4	T	15-29-12	9,568
17 Nov. 12	ST. LOUIS	5-2	W	8-9-0	8,503	57 Feb. 13 @	Pittsburgh	3-3	T	15-29-13	12,389
18 Nov. 14	WINNIPEG	2-3	L	8-10-0	10,363	58 Feb. 14 @	Philadelphia	4-6	L	15-30-13	14,147
19 Nov. 18	DETROIT	8-1	W	9-10-0	9,001	59 Feb. 17	WASHINGTON	2-5	L	15-31-13	8,931
20 Nov. 19 @	Calgary	3-6	L	9-11-0	7,226	60 Feb. 20	CALGARY	6-2	W	16-31-13	10,615
21 Nov. 21	BUFFALO	1-7	L	9-12-0	12,565	61 Feb. 24	DETROIT	5-3	W	17-31-13	8,825
22 Nov. 25 @	Edmonton	4-11	L	9-13-0	17,490	62 Feb. 27	CHICAGO	3-5	L	17-32-13	12,713
23 Nov. 26 @	Calgary	1-7	L	9-14-0	7,234	63 Mar. 1 @	Quebec	5-5	T	17-32-14	15,288
24 Nov. 28	VANCOUVER	3-2	W	10-14-0	10,914	64 Mar. 3 @	Toronto	4-1	W	18-32-14	16,360
25 Dec. 2	NY RANGERS	3-4	L	10-15-0	9,693	65 Mar. 6 @	Boston	0-4	L	18-33-14	14,282
26 Dec. 5	CHICAGO	2-3	L	10-16-0	12,114	66 Mar. 7 @	Hartford	6-7	L	18-34-14	11,616
27 Dec. 9	EDMONTON	5-5	T	10-16-1	11,259	67 Mar. 9 @	Colorado	2-0	W	19-34-14	8,273
28 Dec. 12	VANCOUVER	7-5	W	11-16-1	9,919	68 Mar. 10	EDMONTON	3-2	W	20-34-14	16,005
29 Dec. 15 @	Buffalo	4-3	W	12-16-1	15,125	69 Mar. 13	NY ISLANDERS	3-0	W	21-34-14	14,930
30 Dec. 16 @	Pittsburgh	6-7	L	12-17-1	7,148	70 Mar. 15 @	Edmonton	3-3	T	21-34-15	17,490
31 Dec. 19 @	Hartford	5-5	T	12-17-2	10,623	71 Mar. 17	CALGARY	9-4	W	22-34-15	8,995
32 Dec. 20 @	Boston	4-6	L	12-18-2	10,773	72 Mar. 20	PITTSBURGH	7-5	W	23-34-15	13,433
33 Dec. 22 @	Colorado	2-4	L	12-19-2	4,470	73 Mar. 22 @	Minnesota	2-4	L	23-35-15	15,784
34 Dec. 23	COLORADO	8-4	W	13-19-2	9,405	74 Mar. 24 @	Winnipeg	3-5	L	23-36-15	12,711
35 Dec. 26 @	Vancouver	2-2	T	13-19-3	13,694	75 Mar. 27	COLORADO	9-4	W	24-36-15	11,172
36 Dec. 27 @	Edmonton	3-10	L	13-20-3	17,490	76 Mar. 28	EDMONTON	2-6	L	24-37-15	16,005
37 Dec. 30 @	Colorado	2-3	L	13-21-3	8,376	77 Mar. 30 @	Calgary	5-7	L	24-38-15	7,234
38 Jan. 2	CALGARY	5-5	T	13-21-4	12,195	78 Mar. 31 @	Edmonton	3-7	L	24-39-15	17,490
39 Jan. 5 @	Philadelphia	3-5	L	13-22-4	17,097	79 Apr. 3	VANCOUVER	0-6	L	24-40-15	11,524
40 Jan. 7 @	Washington	3-3	T	13-22-5	8,499	80 Apr. 4 @	Vancouver	4-7	L	24-41-15	16,023

## KINGS 1982-83 SEASON IN REVIEW

**Record:** 27-41-12 (66 points)  
**Smythe Division Finish:** 5th

**General Manager:** George Maguire  
**Head Coach:** Don Perry  
**Captain:** Dave Lewis

SCORING										
PLAYER	GP	G	A	PTS	PIM	PLAYER	GP	G	A	PTS
Marcel Dionne	80	56	51	107	22	Howard Scruton	4	0	4	4
Charlie Simmer	80	29	51	80	51	Brian MacLellan	8	0	3	3
Jim Fox	77	28	40	68	8	Phil Sykes	7	2	0	2
Larry Murphy	77	14	48	62	81	Dan Bonar	20	1	1	2
Dave Taylor	46	21	37	58	76	Scott Gruhl	7	0	2	2
Bernie Nicholls	71	28	22	50	124	Markus Mattsson	19	0	2	2
Terry Ruskowski	71	14	30	44	127	Victor Nechayev	3	1	0	1
Daryl Evans	80	18	22	40	21	Pierre Giroux	6	1	0	1
Mark Hardy	74	5	34	39	101	Jim Brown	3	0	1	1
John Paul Kelly	65	16	15	31	52	Doug Keans	6	0	1	1
Jerry Korab	72	3	26	29	90	Peter Helander	7	0	1	1
Mike Murphy	74	16	11	27	52	Mario Lessard	19	0	1	1
Steve Bozek	53	13	13	26	14	Gary Laskoski	46	0	1	1
Warren Holmes	39	8	16	24	7	Al Sims	1	0	0	0
Doug Smith	42	11	11	22	12	Blair Barnes	1	0	0	0
Ulf Isaksson	50	7	15	22	10	Bob Gladney	1	0	0	0
Dean Hopkins	49	5	12	17	43	Rick Blight	2	0	0	0
Jay Wells	69	3	12	15	167	Dean Turner	3	0	0	0
Dave Lewis	79	2	10	12	53	Dave Gans	3	0	0	0
Dean Kennedy	55	0	12	12	97	Mike Blake	9	0	0	0
Rick Chartraw	31	3	5	8	31	Team PIM				20
Dave Morrison	24	3	3	6	4	<b>Team Totals</b>	<b>80</b>	<b>308</b>	<b>513</b>	<b>821</b>
GOALTENDER										
PLAYER	GP	MIN	GA	SO	EN	SA	S%	AVG	W-L-T	
Mike Blake	9	432	30	0	1	211	.858	4.17	4-4-0	
Markus Mattsson	19	899	65	1	1	454	.857	4.34	5-5-4	
Gary Laskoski	46	2,277	173	0	3	1,212	.857	4.56	15-20-4	
Mario Lessard	19	888	68	1	0	432	.843	4.59	3-10-2	
Doug Keans	6	304	24	0	0	138	.826	4.74	0-2-2	
Empty Net Goals			5			5				
<b>Team Totals</b>	<b>80</b>	<b>4,800</b>	<b>365</b>	<b>2</b>	<b>5</b>	<b>2,452</b>	<b>.851</b>	<b>4.56</b>	<b>27-41-12</b>	

## RESULTS

1	Oct. 6	VANCOUVER	3-3	T	0-0-1	9,440	41	Jan. 11 @	Washington	9-7	W	15-21-5	9,422
2	Oct. 9	CALGARY	3-1	W	1-0-1	10,394	42	Jan. 13 @	Detroit	4-4	T	15-21-6	10,495
3	Oct. 12 @	Winnipeg	5-3	W	2-0-1	10,491	43	Jan. 15 @	NY Islanders	2-5	L	15-22-6	15,230
4	Oct. 14 @	Quebec	4-4	T	2-0-2	14,011	44	Jan. 16 @	New Jersey	3-5	L	15-23-6	10,367
5	Oct. 16 @	NY Islanders	1-4	L	2-1-2	15,160	45	Jan. 18	EDMONTON	3-3	T	15-23-7	14,754
6	Oct. 17 @	NY Rangers	5-3	W	3-1-2	17,432	46	Jan. 20	HARTFORD	4-3	W	16-23-7	9,094
7	Oct. 20	NEW JERSEY	7-4	W	4-1-2	8,519	47	Jan. 23 @	Edmonton	6-8	L	16-24-7	17,498
8	Oct. 23	HARTFORD	3-5	L	4-2-2	11,622	48	Jan. 25	CALGARY	6-8	L	16-25-7	8,841
9	Oct. 24	BOSTON	5-4	W	5-2-2	11,534	49	Jan. 27	NY ISLANDERS	4-6	L	16-26-7	14,073
10	Oct. 27 @	Winnipeg	3-7	L	5-3-2	12,325	50	Jan. 29 @	St. Louis	2-4	L	16-27-7	14,725
11	Oct. 29 @	Edmonton	3-6	L	5-4-2	17,498	51	Feb. 1	NY RANGERS	5-5	T	16-27-8	11,072
12	Oct. 30	CHICAGO	5-5	T	5-4-3	11,007	52	Feb. 3 @	Edmonton	7-4	W	17-27-8	17,498
13	Nov. 3	TORONTO	6-2	W	6-4-3	10,041	53	Feb. 5	PHILADELPHIA	0-2	L	17-28-8	14,146
14	Nov. 6	PITTSBURGH	6-2	W	7-4-3	13,281	54	Feb. 10	BUFFALO	7-2	W	18-28-8	9,567
15	Nov. 9 @	Calgary	4-5	L	7-5-3	7,242	55	Feb. 12 @	Pittsburgh	4-6	L	18-29-8	7,622
16	Nov. 10 @	Vancouver	2-4	L	7-6	13,204	56	Feb. 13 @	Philadelphia	5-4	W	19-29-8	16,892
17	Nov. 13	MONTREAL	2-1	W	8-6-3	16,005	57	Feb. 15 @	Hartford	5-2	W	20-29-8	—
18	Nov. 16	MINNESOTA	3-8	L	8-7-3	10,328	58	Feb. 17 @	Detroit	5-5	T	20-29-9	10,147
19	Nov. 18	DETROIT	4-1	W	9-7-3	9,203	59	Feb. 19	WASHINGTON	3-3	T	20-29-10	14,087
20	Nov. 20	BUFFALO	2-5	L	9-8	12,991	60	Feb. 20 @	Vancouver	2-5	L	20-30-10	14,784
21	Nov. 24	NEW JERSEY	3-0	W	10-8-3	9,735	61	Feb. 22	BOSTON	5-3	W	21-30-10	13,082
22	Nov. 27	PHILADELPHIA	0-4	L	10-9-3	16,005	62	Feb. 24	VANCOUVER	8-0	W	22-30-10	11,323
23	Nov. 30 @	Vancouver	5-2	W	11-9-3	12,790	63	Feb. 26	TORONTO	6-2	W	23-30-10	14,722
24	Dec. 1	CALGARY	4-1	W	12-9-3	8,912	64	Mar. 1 @	St. Louis	2-7	L	23-31-10	9,537
25	Dec. 4	ST. LOUIS	6-3	W	13-9-3	8,743	65	Mar. 2 @	Chicago	3-5	L	23-32-10	16,837
26	Dec. 5 @	Edmonton	3-7	L	13-10-3	17,498	66	Mar. 5 @	Calgary	4-4	T	23-32-11	7,242
27	Dec. 7 @	Calgary	4-4	T	13-10-4	7,242	67	Mar. 6 @	Minnesota	3-8	L	23-33-11	14,352
28	Dec. 9	EDMONTON	3-3	T	13-10-5	13,865	68	Mar. 8	CALGARY	4-4	W	24-33-11	10,833
29	Dec. 11 @	Winnipeg	3-4	L	13-11-5	11,526	69	Mar. 13	WINNIPEG	5-6	L	24-34-11	12,502
30	Dec. 14 @	Washington	2-7	L	13-12-5	8,696	70	Mar. 15	WINNIPEG	4-3	W	24-34-11	10,271
31	Dec. 15 @	NY Rangers	1-7	L	13-13-5	17,432	71	Mar. 17	QUEBEC	4-3	W	26-34-11	11,770
32	Dec. 18 @	Boston	0-4	L	13-14-5	12,187	72	Mar. 19	PITTSBURGH	4-7	L	26-35-11	13,424
33	Dec. 19	Chicago	4-6	L	13-15-5	19,305	73	Mar. 22 @	Montreal	5-6	L	26-36-11	—
34	Dec. 21	WINNIPEG	2-4	L	13-16-5	10,164	74	Mar. 24 @	Quebec	3-7	L	26-37-11	15,142
35	Dec. 23	EDMONTON	2-6	L	13-17-5	12,713	75	Mar. 26	EDMONTON	3-9	L	26-38-11	16,005
36	Dec. 26	VANCOUVER	4-2	W	14-17-5	9,887	76	Mar. 27 @	Vancouver	4-8	L	26-39-11	6,403
37	Dec. 29	WINNIPEG	3-4	L	14-18-5	11,700	77	Mar. 29 @	Calgary	3-5	L	26-40-11	7,242
38	Jan. 6 @	Montreal	3-11	L	14-19-5	15,290	78	Mar. 30 @	Winnipeg	5-10	L	26-41-11	13,039
39	Jan. 8 @	Toronto	5-7	L	14-20-5	16,382	79	Apr. 2	MINNESOTA	8-5	W	27-41-11	9,390
40	Jan. 9 @	Buffalo	2-7	L	14-21-5	11,537	80	Apr. 3	VANCOUVER	2-2	T	27-41-12	9,660

# KINGS 1983-84 SEASON IN REVIEW

**Record:** 23-44-13 (59 points)  
**Smythe Division Finish:** 5th

**General Manager:** George Maguire/Rogie Vachon  
**Head Coach:** Don Perry (14-27-9)/Rogie Vachon (1-0-1)/  
 Roger Neilson (8-17-3)  
**Captain:** Terry Ruskowski

## SCORING

PLAYER	GP	G	A	PTS	PIM	PLAYER	GP	G	A	PTS	PIM
Bernie Nicholls	78	41	54	95	83	Billy Harris	21	2	4	6	6
Charlie Simmer	79	44	48	92	78	Dean Kennedy	37	1	5	6	50
Marcel Dionne	66	39	53	92	28	Larry Murphy	6	0	3	3	0
Jim Fox	80	30	42	72	26	Fred Barrett	15	2	0	2	8
Dave Taylor	63	20	49	69	91	Marco Baron	21	0	2	2	10
Brian MacLellan	72	25	29	54	45	Bob LaForest	5	1	0	1	2
Mark Hardy	79	8	41	49	122	Daryl Evans	4	0	1	1	0
Doug Smith	72	16	20	36	28	Mike Heidt	6	0	1	1	7
Mike McEwen	47	10	24	34	14	Mike Blake	29	0	1	1	6
Anders Hakansson	80	15	17	32	41	Dan Brennan	2	0	0	0	0
Terry Ruskowski	77	7	25	32	89	Phil Sykes	3	0	0	0	2
Brian Engblom	74	2	27	29	59	Warren Holmes	3	0	0	0	0
Wes Jarvis	61	9	13	22	36	Billy O'Dwyer	5	0	0	0	0
John Paul Kelly	72	7	14	21	73	Dean Jenkins	5	0	0	0	2
Jay Wells	69	3	18	21	141	Mario Lessard	6	0	0	0	0
Russ Anderson	70	5	12	17	126	Gary Laskoski	13	0	0	0	0
Ken Houston	33	8	8	16	11	Markus Mattsson	19	0	0	0	0
Steve Christoff	58	8	7	15	13	Team PIM					8
Marc Chorney	71	3	9	12	58	Team Totals	80	309	530	839	1,265
Kevin LaVallee	19	3	3	6	2						

GOALTENDER	GP	MIN	GA	SO	EN	SA	S%	AVG	W-L-OT
Marco Baron	21	1,211	87	0	5	633	.863	4.31	3-14-4
Markus Mattsson	19	1,101	79	1	1	530	.851	4.31	7-8-2
Mike Blake	29	1,634	118	0	1	891	.868	4.33	9-11-5
Gary Laskoski	13	665	55	0	2	321	.829	4.96	4-7-1
Mario Lessard	6	266	26	0	2	160	.838	5.86	0-4-1
Empty Net Goals			11			11			
Team Totals	80	4,877	376	1	11	2,546	.852	4.63	23-44-13

## RESULTS

1 Oct. 5 MINNESOTA	3-3	T	0-0-1	8,852	41 Jan. 4 VANCOUVER	3-3	T	13-21-7	8,961
2 Oct. 8 TORONTO	3-6	L	0-1-1	9,447	42 Jan. 7 CALGARY	7-1	W	14-21-7	11,637
3 Oct. 10 @ NY Rangers	1-2	L	0-2-1	17,264	43 Jan. 11 WASHINGTON	2-4	L	14-22-7	8,616
4 Oct. 11 @ NY Islanders	2-5	L	0-3-1	15,850	44 Jan. 13 @ Winnipeg	7-7	T	14-22-8	11,354
5 Oct. 13 @ St. Louis	4-7	L	0-4-1	8,387	45 Jan. 15 @ Winnipeg	4-4	T	14-22-9	11,559
6 Oct. 15 DETROIT	3-3	T	0-4-2	9,772	46 Jan. 16 @ Minnesota	3-9	L	14-23-9	15,449
7 Oct. 20 EDMONTON	7-2	W	1-4-2	9,413	47 Jan. 18 @ BUFFALO	0-4	L	14-24-9	9,306
8 Oct. 22 NEW JERSEY	8-3	W	2-4-2	9,543	48 Jan. 20 @ EDMONTON	5-7	L	14-25-9	17,498
9 Oct. 25 HARTFORD	5-8	L	2-5-2	8,474	49 Jan. 21 EDMONTON	3-6	L	14-26-9	16,005
10 Oct. 28 @ Buffalo	3-3	T	2-5-3	11,480	50 Jan. 25 PHILADELPHIA	2-5	L	14-27-9	10,976
11 Oct. 29 @ Toronto	5-5	T	2-5-4	16,392	51 Jan. 27 @ Calgary	2-2	T	14-27-10	16,764
12 Nov. 1 @ Quebec	4-8	L	2-6-4	15,291	52 Jan. 28 @ Edmonton	4-2	W	15-27-10	17,498
13 Nov. 3 @ Philadelphia	6-5	W	3-6-4	16,137	53 Feb. 2 VANCOUVER	4-2	W	16-27-10	10,252
14 Nov. 5 @ Hartford	1-2	L	3-7-4	11,512	54 Feb. 5 NY RANGERS	3-3	T	16-27-11	12,151
15 Nov. 6 @ Boston	3-7	L	3-8-4	13,085	55 Feb. 8 CHICAGO	1-0	W	17-27-11	9,462
16 Nov. 8 ST. LOUIS	5-5	T	3-8-5	7,876	56 Feb. 11 NY RANGERS	6-6	T	17-27-12	16,005
17 Nov. 10 ST. LOUIS	6-2	W	4-8-5	7,651	57 Feb. 13 @ Montreal	3-5	L	17-28-12	15,902
18 Nov. 12 MONTREAL	6-4	W	5-8-5	16,005	58 Feb. 14 @ New Jersey	4-6	L	17-29-12	7,776
19 Nov. 16 VANCOUVER	5-2	W	6-8-5	9,823	59 Feb. 16 WASHINGTON	2-4	L	17-30-12	9,065
20 Nov. 18 @ Vancouver	5-2	W	7-8-5	12,364	60 Feb. 18 MONTREAL	5-3	W	18-30-12	12,629
21 Nov. 20 @ Vancouver	3-8	L	7-9-5	12,222	61 Feb. 20 @ Minnesota	3-2	W	19-30-12	11,766
22 Nov. 21 @ Calgary	4-7	L	7-10-5	16,764	62 Feb. 22 BOSTON	3-6	L	19-31-12	12,969
23 Nov. 23 EDMONTON	3-7	L	7-11-5	14,578	63 Feb. 24 @ Vancouver	3-5	L	19-32-12	15,345
24 Nov. 26 CALGARY	1-4	L	7-12-5	11,832	64 Feb. 26 CALGARY	2-5	L	19-33-12	9,632
25 Nov. 29 WINNIPEG	5-6	L	7-13-5	7,699	65 Feb. 28 @ Calgary	1-9	L	19-34-12	16,764
26 Dec. 1 WINNIPEG	5-6 OT	L	7-14-5	7,646	66 Mar. 1 @ Boston	3-4 OT	L	19-35-12	13,356
27 Dec. 3 @ Edmonton	3-7	L	7-15-5	17,498	67 Mar. 3 @ Pittsburgh	3-4	L	19-36-12	7,076
28 Dec. 4 @ Winnipeg	5-7	L	7-16-5	9,989	68 Mar. 4 @ New Jersey	3-5	L	19-37-12	10,286
29 Dec. 7 NY ISLANDERS	4-4	T	7-16-6	10,992	69 Mar. 6 WINNIPEG	3-7	L	19-38-12	8,392
30 Dec. 10 QUEBEC	4-6	L	7-17-6	10,563	70 Mar. 8 @ Philadelphia	1-4	L	19-39-12	9,144
31 Dec. 13 @ Detroit	7-5	W	8-17-6	14,029	71 Mar. 9 @ Buffalo	3-7	L	19-40-12	16,433
32 Dec. 14 @ Chicago	6-5	W	9-17-6	15,711	72 Mar. 11 CHICAGO	4-3	W	20-40-12	10,159
33 Dec. 17 @ Pittsburgh	6-5	W	10-17-6	5,893	73 Mar. 14 PITTSBURGH	7-6	W	21-40-12	8,179
34 Dec. 18 @ Washington	0-5	L	10-18-6	9,438	74 Mar. 16 @ Winnipeg	4-5	L	21-41-12	11,975
35 Dec. 21 CALGARY	7-4	W	11-18-6	9,157	75 Mar. 17 @ Edmonton	1-9	L	21-42-12	17,498
36 Dec. 26 @ Vancouver	5-4 OT	W	12-18-6	14,702	76 Mar. 20 QUEBEC	1-3	L	21-43-12	8,635
37 Dec. 28 NY ISLANDERS	5-6 OT	L	12-19-6	16,005	77 Mar. 24 DETROIT	9-7	W	22-43-12	10,854
38 Dec. 30 @ Hartford	9-3	W	13-19-6	11,006	78 Mar. 27 WINNIPEG	3-3	T	22-43-13	7,367
39 Dec. 31 @ Toronto	3-5	L	13-20-6	16,382	79 Mar. 29 @ Calgary	6-3	W	23-43-13	16,764
40 Jan. 3 VANCOUVER	3-4	L	13-21-6	8,138	80 Mar. 31 EDMONTON	3-4	L	23-44-13	15,007

# KINGS 1984-85 SEASON IN REVIEW

**Record:** 34-32-14 (82 points)  
**Smythe Division Finish:** 4th

**General Manager:** Rogie Vachon  
**Head Coach:** Pat Quinn  
**Captain:** Terry Ruskowski

## SCORING

PLAYER	GP	G	A	PTS	PIM	PLAYER	GP	G	A	PTS	PIM
Marcel Dionne	80	46	80	126	46	Rick Lapointe	73	4	13	17	46
Bernie Nicholls	80	46	54	100	76	Carl Mokosak	30	4	8	12	43
Dave Taylor	79	41	51	92	132	Jay Wells	77	2	9	11	185
Brian MacLellan	80	31	54	85	53	Dave Williams	12	4	3	7	43
Jim Fox	79	30	53	83	10	Russ Anderson	14	1	1	2	20
Mark Hardy	78	14	39	53	97	Bob Janecyk	51	0	2	2	27
Terry Ruskowski	78	16	33	49	144	Ken Hammond	3	1	0	1	0
Doug Smith	62	21	20	41	58	Charlie Simmer	5	1	0	1	4
Steve Shutt	59	16	25	41	10	Daryl Evans	7	1	0	1	2
Craig Redmond	79	6	33	39	57	Billy O'Dwyer	13	1	0	1	15
Garry Galley	78	8	30	38	82	Brian Wilks	2	0	0	0	0
Phil Sykes	79	17	15	32	38	Steve Seguin	5	0	0	0	9
Anders Hakansson	73	12	12	24	28	Darren Eliot	33	0	0	0	0
Brian Engblom	79	4	19	23	70	Team PIM					26
Bob Miller	63	4	16	20	35	Team Totals	80	339	580	919	1,411
John Paul Kelly	73	8	10	18	55						

GOALTENDER	GP	MIN	GA	SO	EN	SA	S%	AVG	W-L-OT
Bob Janecyk	51	3,002	183	2	4	1,483	.877	3.66	22-21-8
Darren Eliot	33	1,882	137	0	2	944	.855	4.37	12-11-6
Empty Net Goals			6			6			
Team Totals	80	4,884	326	2	6	2,433	.866	4.00	34-32-14

## RESULTS

1	Oct. 11	EDMONTON	2-2	T	0-0-1	11,261	41	Jan. 9 @	Calgary	4-4	T	16-16-9	16,683
2	Oct. 13	VANCOUVER	5-6 OT	L	0-1-1	9,155	42	Jan. 12	WINNIPEG	6-4	W	17-16-9	16,005
3	Oct. 14	ST. LOUIS	2-5	L	0-2-1	7,110	43	Jan. 13	WINNIPEG	5-6	L	17-17-9	10,066
4	Oct. 16 @	Washington	3-5	L	0-3-1	8,160	44	Jan. 16	TORONTO	3-4	L	17-18-9	8,443
5	Oct. 18 @	Montreal	3-3	T	0-3-2	14,797	45	Jan. 19	NY ISLANDERS	6-5 OT	W	18-18-9	16,005
6	Oct. 20 @	NY Islanders	3-8	L	0-4-2	15,828	46	Jan. 21 @	Edmonton	7-8	L	18-19-9	17,498
7	Oct. 21 @	Chicago	2-5	L	0-5-2	17,225	47	Jan. 23	PHILADELPHIA	6-3	W	19-19-9	11,381
8	Oct. 26 @	Edmonton	2-8	L	0-6-2	17,498	48	Jan. 25 @	St. Louis	3-6	L	19-20-9	12,358
9	Oct. 27 @	Winnipeg	2-2	T	0-6-3	10,232	49	Jan. 26 @	St. Louis	7-3	W	20-20-9	14,203
10	Oct. 29 @	Winnipeg	5-3	W	1-6-3	10,945	50	Jan. 29	NEW JERSEY	6-3	W	21-20-9	10,224
11	Oct. 31 @	Vancouver	10-3	W	2-6-3	9,270	51	Jan. 31	HARTFORD	5-3	W	22-20-9	10,218
12	Nov. 3	TORONTO	7-0	W	3-6-3	11,625	52	Feb. 2	MONTREAL	1-5	L	22-21-9	16,005
13	Nov. 5	CHICAGO	2-3	L	3-7-3	9,464	53	Feb. 5	NY RANGERS	7-5	W	23-21-9	10,648
14	Nov. 9	BUFFALO	3-2	W	4-7-3	10,056	54	Feb. 7 @	Philadelphia	4-4	T	23-21-10	16,721
15	Nov. 11 @	NY Rangers	4-2	W	5-7-3	17,406	55	Feb. 8 @	Washington	1-6	L	23-22-10	17,823
16	Nov. 13 @	Quebec	5-4 OT	W	6-7-3	14,280	56	Feb. 10 @	Pittsburgh	4-3	W	24-22-10	7,613
17	Nov. 14 @	Toronto	4-3	W	7-7-3	16,182	57	Feb. 14	BOSTON	3-3	T	24-22-11	13,122
18	Nov. 17	PITTSBURGH	5-3	W	8-7-3	16,005	58	Feb. 16	WASHINGTON	5-2	W	25-22-11	14,109
19	Nov. 19	CALGARY	5-4	W	9-7-3	9,112	59	Feb. 19 @	Quebec	6-7	L	25-23-11	15,326
20	Nov. 21	NEW JERSEY	8-1	W	10-7-3	11,422	60	Feb. 21 @	New Jersey	5-3	W	26-23-11	10,864
21	Nov. 24	WINNIPEG	5-9	L	10-8-3	16,005	61	Feb. 23 @	Hartford	2-1 OT	W	27-23-11	11,662
22	Nov. 27	WINNIPEG	3-5	L	10-9-3	8,990	62	Feb. 24 @	Buffalo	4-2	W	28-23-11	14,915
23	Nov. 29	VANCOUVER	12-1	W	11-9-3	7,599	63	Feb. 27	QUEBEC	2-5	L	28-24-11	11,719
24	Dec. 1	VANCOUVER	6-3	W	12-9-3	13,738	64	Mar. 1 @	Edmonton	5-4	W	29-24-11	17,498
25	Dec. 4 @	Minnesota	2-2	T	12-9-4	12,963	65	Mar. 3 @	Calgary	0-7	L	29-25-11	16,683
26	Dec. 5 @	Chicago	5-5	T	12-9-5	16,955	66	Mar. 5	PITTSBURGH	6-0	W	30-25-11	10,166
27	Dec. 8 @	Montreal	7-9	L	12-10-5	16,941	67	Mar. 8 @	Vancouver	3-4	L	30-26-11	11,895
28	Dec. 10 @	NY Rangers	2-4	L	12-11-5	17,246	68	Mar. 10	BUFFALO	4-4	T	30-26-12	12,310
29	Dec. 13	DMONTON	7-2	W	13-11-5	15,125	69	Mar. 13	HARTFORD	3-3	T	30-26-13	10,938
30	Dec. 15	CALGARY	6-5	W	14-11-5	12,488	70	Mar. 16	DETROIT	8-3	W	31-26-13	13,822
31	Dec. 18 @	Calgary	6-3	W	15-11-5	16,683	71	Mar. 17	EDMONTON	5-4	W	32-26-13	16,005
32	Dec. 19 @	Edmonton	3-7	L	15-12-5	17,498	72	Mar. 19 @	NY Islanders	2-3	L	32-27-13	15,727
33	Dec. 22 @	Winnipeg	2-6	L	15-13-5	12,556	73	Mar. 20 @	Detroit	6-8	L	32-28-13	17,163
34	Dec. 23 @	Winnipeg	4-4	T	15-13-6	14,751	74	Mar. 23	CALGARY	3-4	L	32-29-13	14,641
35	Dec. 26 @	Vancouver	3-3	T	15-13-7	11,435	75	Mar. 27	CALGARY	2-4	L	32-30-13	10,482
36	Dec. 27	BOSTON	6-6	T	15-13-8	16,005	76	Mar. 29 @	Calgary	0-3	L	32-31-13	16,683
37	Dec. 30	PHILADELPHIA	2-3	L	15-14-8	16,005	77	Mar. 30	MINNESOTA	3-2	W	33-31-13	11,476
38	Jan. 3	MINNESOTA	3-8	L	15-15-8	11,099	78	Apr. 2	EDMONTON	4-6	L	33-32-13	14,835
39	Jan. 5 @	Detroit	5-3	W	16-15-8	19,129	79	Apr. 5 @	Vancouver	4-3	W	34-32-13	13,241
40	Jan. 7 @	Boston	4-5 OT	L	16-16-8	12,693	80	Apr. 6	VANCOUVER	4-4	T	34-32-14	11,140

# KINGS 1985-86 SEASON IN REVIEW

**Record:** 23-49-8 (54 points)  
**Smythe Division Finish:** 5th

**General Manager:** Rogie Vachon  
**Head Coach:** Pat Quinn  
**Captain:** Dave Taylor

## SCORING

PLAYER	GP	G	A	PTS	PIM	PLAYER	GP	G	A	PTS	PIM
Bernie Nicholls	80	36	61	97	78	Paul Guay	23	3	3	6	18
Marcel Dionne	80	36	58	94	42	Len Hachborn	24	4	1	5	2
Dave Taylor	76	33	38	71	110	Anders Hakansson	38	4	1	5	8
Dave Williams	72	20	29	49	320	Bob Mongrain	11	2	3	5	2
Phil Sykes	76	20	24	44	97	Sean McKenna	30	4	0	4	7
Bryan Erickson	55	20	23	43	36	Rick Lapointe	20	0	4	4	18
Jay Wells	79	11	31	42	226	Glen Currie	12	1	2	3	9
Jim Fox	39	14	17	31	2	Bob Janecyk	38	0	2	2	11
Joe Paterson	47	9	18	27	153	Craig Duncanson	2	0	1	1	0
Mark Hardy	55	6	21	27	71	Ken Hammond	3	0	1	1	2
Grant Ledyard	52	7	18	25	78	Dan Brennan	6	0	1	1	9
Craig Redmond	73	6	18	24	57	Larry Playfair	14	0	1	1	26
Garry Galley	49	9	13	22	46	Lyle Phair	15	0	1	1	2
Morris Lukowich	55	11	9	20	51	Roland Melanson	22	0	1	1	8
Doug Smith	48	8	9	17	56	Darren Eliot	27	0	1	1	4
Brian Engblom	49	3	13	16	61	Al Tuer	45	0	1	1	150
John Paul Kelly	61	6	9	15	50	Glenn Healy	1	0	0	0	0
Brian MacLellan	27	5	8	13	19	Dave Gans	3	0	0	0	2
Brian Wilks	43	4	8	12	25	Team PIM					16
Dean Kennedy	78	2	10	12	132	Team Totals	80	284	459	743	2,004

GOALTENDER	GP	MIN	GA	SO	EN	SA	S%	AVG	W-L-OT
Roland Melanson	22	1,246	87	0	8	654	.867	4.19	4-16-1
Bob Janecyk	38	2,083	162	0	2	1,130	.857	4.67	14-16-4
Darren Eliot	27	1,481	121	0	3	801	.849	4.90	5-17-3
Glenn Healy	1	51	6	0	0	35	.829	7.06	0-0-0
Empty Net Goals			13			13			
Team Totals	80	4,861	389	0	13	2,633	.852	4.80	23-49-8

## RESULTS

1 Oct. 10	VANCOUVER	5-6	L	0-1-0	8,813	41 Jan. 11 @	St. Louis	4-4	T	13-23-5	12,548
2 Oct. 12	NY ISLANDERS	4-5 OT	L	0-2-0	12,039	42 Jan. 15	NY RANGERS	3-4	L	13-24-5	11,577
3 Oct. 13	CALGARY	2-9	L	0-3-0	7,279	43 Jan. 17 @	Vancouver	9-7	W	14-24-5	9,444
4 Oct. 16	NY RANGERS	4-3	W	1-3-0	7,584	44 Jan. 18	VANCOUVER	4-4	T	14-24-6	12,027
5 Oct. 18 @	Vancouver	4-5	L	1-4-0	9,777	45 Jan. 21	ST. LOUIS	6-3	W	15-24-6	7,907
6 Oct. 20	EDMONTON	5-8	L	1-5-0	10,530	46 Jan. 23	ST. LOUIS	3-4	L	15-25-6	9,943
7 Oct. 22	BOSTON	2-5	L	1-6-0	8,591	47 Jan. 25 @	Edmonton	2-5	L	15-26-6	17,368
8 Oct. 25 @	NY Rangers	0-5	L	1-7-0	17,412	48 Jan. 27 @	Calgary	3-6	L	15-27-6	16,762
9 Oct. 26 @	New Jersey	2-5	L	1-8-0	8,971	49 Jan. 29	MINNESOTA	4-3	W	16-27-6	9,155
10 Oct. 29 @	NY Islanders	3-2	W	2-8-0	14,885	50 Feb. 1 @	Winnipeg	9-6	W	17-27-6	12,877
11 Oct. 31 @	Boston	4-7	L	2-9-0	10,214	51 Feb. 2 @	Winnipeg	3-6	L	17-28-6	12,540
12 Nov. 2 @	Hartford	8-1	W	3-9-0	12,024	52 Feb. 6 @	Calgary	2-7	L	17-29-6	16,762
13 Nov. 3 @	Philadelphia	4-7	L	3-10-0	17,211	53 Feb. 8	NY ISLANDERS	3-4	L	17-30-6	16,005
14 Nov. 6	EDMONTON	4-4	T	3-10-1	10,677	54 Feb. 9	CALGARY	3-7	L	17-31-6	9,130
15 Nov. 9	MONTREAL	0-6	L	3-11-1	13,101	55 Feb. 12	QUEBEC	2-5	L	17-32-6	8,811
16 Nov. 13	DETROIT	2-7	L	3-12-1	8,473	56 Feb. 15	WASHINGTON	1-4	L	17-33-6	11,273
17 Nov. 16	PITTSBURGH	4-3 OT	W	4-12-1	10,141	57 Feb. 17 @	Montreal	3-2 OT	W	18-33-6	16,326
18 Nov. 19	NEW JERSEY	3-6	L	4-13-1	7,990	58 Feb. 18 @	Quebec	5-4	W	19-33-6	15,352
19 Nov. 21 @	Detroit	5-4 OT	W	5-13-1	16,287	59 Feb. 20 @	Philadelphia	3-5	L	19-34-6	17,211
20 Nov. 23 @	Minnesota	2-4	L	5-14-1	14,490	60 Feb. 22 @	New Jersey	5-2	W	20-34-6	11,058
21 Nov. 24 @	Chicago	4-4	T	5-14-2	17,517	61 Feb. 24 @	Pittsburgh	5-6 OT	L	20-35-6	11,446
22 Nov. 27	HARTFORD	0-9	L	5-15-2	8,888	62 Feb. 27	CHICAGO	3-6	L	20-36-6	11,840
23 Nov. 30	CHICAGO	4-4	T	5-15-3	12,136	63 Mar. 1	MONTREAL	4-6	L	20-37-6	12,109
24 Dec. 3 @	EDMONTON	4-8	L	5-16-3	10,398	64 Mar. 2	CALGARY	1-5	L	20-38-6	9,059
25 Dec. 5 @	Edmonton	6-6	T	5-16-4	17,048	65 Mar. 5 @	Edmonton	3-6	L	20-39-6	17,226
26 Dec. 7 @	Winnipeg	3-2	W	6-16-4	13,095	66 Mar. 6 @	Vancouver	5-5	T	20-39-7	8,702
27 Dec. 8 @	Winnipeg	4-1	W	7-16-4	11,435	67 Mar. 9	EDMONTON	3-7	L	20-40-7	16,005
28 Dec. 10 @	Calgary	5-6	L	7-17-4	16,762	68 Mar. 12	DETROIT	0-3	L	20-41-7	10,432
29 Dec. 12 @	Calgary	0-5	L	7-18-4	16,762	69 Mar. 15	BUFFALO	5-3	W	21-41-7	11,349
30 Dec. 14	WASHINGTON	4-5	L	7-19-4	10,029	70 Mar. 17 @	Toronto	6-7	L	21-42-7	15,350
31 Dec. 18	TORONTO	4-3	W	8-19-4	7,893	71 Mar. 18 @	Washington	5-2	W	22-42-7	14,634
32 Dec. 20 @	Edmonton	4-9	L	8-20-4	17,114	72 Mar. 20 @	Boston	3-6	L	22-43-7	10,957
33 Dec. 21	VANCOUVER	2-6	L	8-21-4	8,893	73 Mar. 22 @	Hartford	3-6	L	22-44-7	12,198
34 Dec. 28	WINNIPEG	4-4	W	9-21-4	9,969	74 Mar. 23 @	Buffalo	1-6	L	22-45-7	16,433
35 Dec. 30	WINNIPEG	4-2	W	10-21-4	8,577	75 Mar. 26	CALGARY	7-3	W	23-45-7	9,620
36 Jan. 2	PHILADELPHIA	4-7	L	10-22-4	12,013	76 Mar. 28 @	Vancouver	1-2 OT	L	23-46-7	13,063
37 Jan. 4 @	Toronto	6-4	W	11-22-4	15,729	77 Mar. 29	QUEBEC	3-5	L	23-47-7	10,984
38 Jan. 5 @	Buffalo	3-2	W	12-22-4	13,590	78 Mar. 31	WINNIPEG	2-5	L	23-48-7	9,170
39 Jan. 8 @	Pittsburgh	3-7	L	12-23-4	12,090	79 Apr. 2	WINNIPEG	4-4	T	23-48-8	8,843
40 Jan. 10 @	Minnesota	4-3	W	13-23-4	10,553	80 Apr. 5	VANCOUVER	3-5	L	23-49-8	9,987

# KINGS 1986-87 SEASON IN REVIEW

**Record:** 31-41-8 (70 points)  
**Smythe Division Finish:** 4th

**General Manager:** Rogie Vachon  
**Head Coach:** Pat Quinn (18-20-4)/  
Mike Murphy (13-21-4)  
**Captain:** Dave Taylor

## SCORING

PLAYER	GP	G	A	PTS	PIM	PLAYER	GP	G	A	PTS	PIM
Luc Robitaille	79	45	39	84	28	Larry Playfair	37	2	7	9	181
Bernie Nicholls	80	33	48	81	101	Craig Redmond	16	1	7	8	8
Jimmy Carson	80	37	42	79	22	Paul Guay	35	2	5	7	16
Marcel Dionne	67	24	50	74	54	Roland Melanson	46	0	6	6	22
Dave Taylor	67	18	44	62	84	Bob Carpenter	10	2	3	5	6
Jim Fox	76	19	42	61	48	Dave Langevin	11	0	4	4	7
Bryan Erickson	68	20	30	50	26	Joe Paterson	45	2	1	3	158
Steve Duchesne	75	13	25	38	74	Tom Laidlaw	11	0	3	3	4
Grant Ledyard	67	14	23	37	93	Lyle Phair	5	2	0	2	2
Jay Wells	77	7	29	36	155	Ken Hammond	10	0	2	2	11
Morris Lukowich	60	14	21	35	64	Peter Dineen	11	0	2	2	8
Dave Williams	76	16	18	34	358	Al Jensen	5	0	1	1	0
Sean McKenna	69	14	19	33	10	Darren Eliot	24	0	1	1	18
Mark Hardy	73	3	27	30	120	Brian Wilks	1	0	0	0	0
Bob Bourne	78	13	9	22	35	Craig Duncanson	2	0	0	0	24
Phil Sykes	58	6	15	21	133	Bob Janecyk	7	0	0	0	2
Dean Kennedy	66	6	14	20	91	Team PIM					18
Garry Galley	30	5	11	16	57	Team Totals	80	318	548	866	2,038

GOALTENDER	GP	MIN	GA	SO	EN	SA	S%	AVG	W-L-OT
Roland Melanson	46	2,734	168	1	3	1,420	.882	3.69	18-21-6
Darren Eliot	24	1,404	103	1	5	692	.851	4.40	8-13-2
Bob Janecyk	7	420	34	0	0	222	.847	4.86	4-3-0
Al Jensen	5	300	27	0	1	154	.825	5.40	1-4-0
Empty Net Goals			9			9			
Team Totals	80	4,858	341	2	9	2,497	.863	4.21	31-41-8

## RESULTS

1	Oct. 9	ST. LOUIS	3-4	L	0-1-0	8,403	41	Jan. 7 @	Edmonton	6-1	W	18-19-4	17,317
2	Oct. 11	NY ISLANDERS	5-4	W	1-1-0	9,780	42	Jan. 8 @	Calgary	4-5	L	18-20-4	16,798
3	Oct. 14 @	Pittsburgh	3-4 OT	L	1-2-0	9,130	43	Jan. 10	BUFFALO	5-8	L	18-21-4	12,441
4	Oct. 15 @	Detroit	4-3 OT	W	2-2-0	16,053	44	Jan. 14	VANCOUVER	4-0	W	19-21-4	9,010
5	Oct. 18	BOSTON	1-4	L	2-3-0	10,263	45	Jan. 16 @	St. Louis	5-3	W	20-21-4	12,270
6	Oct. 19	EDMONTON	7-6	W	3-3-0	8,795	46	Jan. 17 @	St. Louis	4-4	T	20-21-5	12,847
7	Oct. 22 @	NY Rangers	4-5 OT	L	3-4-0	14,587	47	Jan. 19	NY RANGERS	2-2	T	20-21-6	11,091
8	Oct. 23 @	New Jersey	3-5	L	3-5-0	5,313	48	Jan. 21	PITTSBURGH	10-5	W	21-21-6	8,902
9	Oct. 25 @	NY Islanders	3-4	L	3-6-0	13,941	49	Jan. 23	MINNESOTA	3-6	L	21-22-6	16,005
10	Oct. 27 @	Montreal	5-6	L	3-7-0	16,094	50	Jan. 28	NEW JERSEY	6-2	W	22-22-6	8,446
11	Oct. 28 @	Quebec	2-6	L	3-8-0	13,352	51	Jan. 31 @	Montreal	3-5	L	22-23-6	17,514
12	Nov. 2 @	Edmonton	5-5	T	3-8-1	16,846	52	Feb. 1 @	Quebec	2-3	L	22-24-6	15,283
13	Nov. 3 @	Calgary	2-4	L	3-9-1	16,798	53	Feb. 4 @	Toronto	4-5	L	22-25-6	16,382
14	Nov. 6	MONTREAL	4-6	L	3-10-1	9,561	54	Feb. 6 @	Winnipeg	1-6	L	22-26-6	13,168
15	Nov. 8	HARTFORD	4-3	W	4-10-1	11,976	55	Feb. 8 @	Winnipeg	1-3	L	22-27-6	14,574
16	Nov. 11	WINNIPEG	4-3	W	5-10-1	7,457	56	Feb. 14	HARTFORD	5-2	W	23-27-6	11,240
17	Nov. 13	WINNIPEG	5-6	L	5-11-1	7,153	57	Feb. 16	TORONTO	1-1	T	23-27-7	10,942
18	Nov. 15	CALGARY	4-1	W	6-11-1	11,860	58	Feb. 18	WASHINGTON	7-4	W	24-27-7	8,761
19	Nov. 18 @	Washington	6-5	W	7-11-1	9,127	59	Feb. 21	PHILADELPHIA	2-4	L	24-28-7	16,005
20	Nov. 19 @	Chicago	4-4	T	7-11-2	15,793	60	Feb. 24	WINNIPEG	8-3	W	25-28-7	7,836
21	Nov. 21 @	Winnipeg	4-1	W	8-11-2	14,988	61	Feb. 26	WINNIPEG	3-4	L	25-29-7	10,405
22	Nov. 23 @	Winnipeg	2-3	L	8-12-2	13,003	62	Feb. 28 @	Minnesota	3-6	L	25-30-7	13,055
23	Nov. 25 @	Vancouver	5-11	L	8-13-2	8,036	63	Mar. 1 @	Chicago	1-6	L	25-31-7	17,466
24	Nov. 26	VANCOUVER	3-5	L	8-14-2	8,797	64	Mar. 3	MINNESOTA	4-4	T	25-31-8	8,598
25	Nov. 29	NEW JERSEY	9-6	W	9-14-2	11,273	65	Mar. 5 @	Calgary	2-7	L	25-32-8	16,798
26	Dec. 2	DETROIT	5-4	W	10-14-2	7,257	66	Mar. 6 @	Edmonton	3-9	L	25-33-8	17,502
27	Dec. 4	TORONTO	4-3	W	11-14-2	7,963	67	Mar. 8	VANCOUVER	5-2	W	26-33-8	10,118
28	Dec. 6	CHICAGO	7-2	W	12-14-2	12,745	68	Mar. 11	BUFFALO	2-3	L	26-34-8	9,343
29	Dec. 9 @	NY Islanders	7-2	W	13-14-2	14,168	69	Mar. 14	QUEBEC	3-6	L	26-35-8	12,651
30	Dec. 10 @	NY Rangers	4-5	L	13-15-2	16,988	70	Mar. 17 @	Washington	5-4	W	27-35-8	12,210
31	Dec. 13	CALGARY	3-6	L	13-16-2	9,870	71	Mar. 19 @	Philadelphia	5-2	W	28-35-8	17,222
32	Dec. 14	EDMONTON	2-4	L	13-17-2	11,373	72	Mar. 21 @	Boston	6-8	L	28-36-8	11,167
33	Dec. 17	PITTSBURGH	3-0	W	14-17-2	9,020	73	Mar. 22 @	Hartford	3-6	L	28-37-8	15,126
34	Dec. 20 @	Edmonton	8-8	T	14-17-3	16,927	74	Mar. 25 @	Detroit	6-1	W	29-37-8	19,140
35	Dec. 22 @	Calgary	5-3	W	15-17-3	16,798	75	Mar. 26 @	Buffalo	5-3	W	30-37-8	14,353
36	Dec. 23 @	Vancouver	4-6	L	15-18-3	8,283	76	Mar. 28	CALGARY	3-4	L	30-38-8	13,379
37	Dec. 27	BOSTON	2-1 OT	W	16-18-3	13,648	77	Mar. 30	CALGARY	5-4	W	31-38-8	8,437
38	Dec. 30	PHILADELPHIA	4-1	W	17-18-3	14,794	78	Apr. 1	VANCOUVER	3-8	L	31-39-8	8,161
39	Jan. 2 @	Vancouver	3-3	T	17-18-4	10,144	79	Apr. 4	EDMONTON	3-7	L	31-40-8	16,005
40	Jan. 3	EDMONTON	1-8	L	17-19-4	16,005	80	Apr. 5 @	Vancouver	2-5	L	31-41-8	9,124

## KINGS 1987-88 SEASON IN REVIEW

**Record:** 30-42-8 (68 points)  
**Smythe Division Finish:** 4th

**General Manager:** Rogie Vachon  
**Head Coach:** Mike Murphy (7-16-4)/Rogie Vachon (0-1-0)/  
 Robbie Ftorek (23-25-4)  
**Captain:** Dave Taylor

SCORING												
PLAYER	GP	G	A	PTS	PIM	PLAYER	GP	G	A	PTS	PIM	
Luc Robitaille	80	53	58	111	82	Grant Ledyard	23	1	7	8	52	
Jimmy Carson	80	55	52	107	45	Tim Tookey	20	1	6	7	8	
Bernie Nicholls	65	32	46	78	114	Larry Playfair	54	0	7	7	197	
Dave Taylor	68	26	41	67	129	Sean McKenna	30	3	2	5	12	
Steve Duchesne	71	16	39	55	109	Ken Baumgartner	30	2	3	5	189	
Bob Carpenter	71	19	33	52	84	John English	3	1	3	4	4	
Jim Fox	68	16	35	51	18	Joe Paterson	32	1	3	4	113	
Paul Fenton	71	20	23	43	46	Glenn Healy	34	0	2	2	6	
Mike Allison	37	16	12	28	57	Dan Gratton	7	1	0	1	5	
Mark Hardy	61	6	22	28	99	Eric Germain	4	0	1	1	13	
Jay Wells	58	2	23	25	159	Denis Larocque	8	0	1	1	18	
Phil Sykes	40	9	12	21	82	Bob Kudelski	26	0	1	1	8	
Bryan Erickson	42	6	15	21	20	Wayne McBean	27	0	1	1	26	
Bob Bourne	72	7	11	18	28	Craig Redmond	2	0	0	0	0	
Ken Hammond	46	7	9	16	69	Dave Williams	2	0	0	0	6	
Tom Laidlaw	57	1	12	13	47	Bob Janecyk	5	0	0	0	2	
Craig Laughlin	19	4	8	12	6	Petr Prajsler	7	0	0	0	2	
Chris Kontos	6	2	10	12	2	Glen Currie	7	0	0	0	0	
Dean Kennedy	58	1	11	12	158	Craig Duncanson	9	0	0	0	12	
Lyle Phair	28	4	6	10	8	Roland Melanson	47	0	0	0	16	
Paul Guay	33	4	4	8	40	Team PIM					16	
Ron Duguay	15	2	6	8	17	Team Totals	80	318	525	843	2,124	
GOALTENDER												
PLAYER	GP	MIN	GA	SO	EN	SA	S%	AVG	W-L-OT			
Glenn Healy	34	1,865	135	1	4	1,001	.865	4.34	12-18-1			
Roland Melanson	47	2,675	195	2	2	1,397	.860	4.37	17-20-7			
Mark Janecyk	5	303	23	0	0	165	.861	4.55	1-4-0			
Empty Net Goals			6			6						
Team Totals	80	4,848	359	3	6	2,569	.860	4.44	30-42-8			

## RESULTS

2	Oct. 8	NY ISLANDERS	1-4	L	0-1-0	10,748	41	Jan. 4 @	New Jersey	6-3	W	13-24-4	8,386	
2	Oct. 10	ST. LOUIS	4-2	W	1-1-0	9,619	42	Jan. 5 @	Pittsburgh	4-4	T	13-24-5	16,168	
3	Oct. 11	EDMONTON	2-9	L	1-2-0	10,237	43	Jan. 8 @	Detroit	3-5	L	13-25-5	19,659	
4	Oct. 15	BOSTON	2-3	L	1-3-0	8,964	44	Jan. 10 @	Chicago	2-5	L	13-26-5	14,508	
5	Oct. 18	VANCOUVER	2-4	L	1-4-0	8,367	45	Jan. 11 @	Minnesota	5-4	W	14-26-5	10,123	
6	Oct. 21 @	Edmonton	2-6	L	1-5-0	15,841	46	Jan. 13	WASHINGTON	3-8	L	14-27-5	11,576	
7	Oct. 23 @	Winnipeg	3-4	L	1-6-0	11,480	47	Jan. 16	HARTFORD	3-4	L	14-28-5	13,638	
8	Oct. 25 @	Winnipeg	2-1	W	2-6-0	10,469	48	Jan. 19	NY RANGERS	6-3	W	15-28-5	11,496	
9	Oct. 27 @	Pittsburgh	4-4	T	2-6-1	9,130	49	Jan. 21 @	Calgary	5-4	OT	16-28-5	18,068	
10	Oct. 28 @	NY Rangers	4-3	W	3-6-1	16,179	50	Jan. 22 @	Winnipeg	3-5	L	16-29-5	11,440	
11	Oct. 30 @	Buffalo	1-5	L	3-7-1	11,489	51	Jan. 24 @	Winnipeg	2-1	W	17-29-5	11,944	
12	Nov. 1 @	Philadelphia	1-4	L	3-8-1	17,314	52	Jan. 26 @	Quebec	3-5	L	17-30-5	13,982	
13	Nov. 4	BUFFALO	4-5	L	3-9-1	8,587	53	Jan. 27 @	Toronto	2-5	L	17-31-5	15,664	
14	Nov. 7	NY RANGERS	5-4	W	4-9-1	16,005	54	Jan. 30	MINNESOTA	5-0	W	18-31-5	13,906	
15	Nov. 10	EDMONTON	4-4	T	4-9-2	11,393	55	Feb. 2 @	Vancouver	2-5	L	18-32-5	6,959	
16	Nov. 13 @	Calgary	7-10	L	4-10-2	19,143	56	Feb. 3	VANCOUVER	7-2	W	19-32-5	8,956	
17	Nov. 14	QUEBEC	8-7	W	5-10-2	12,105	57	Feb. 6	EDMONTON	7-2	W	20-32-5	16,005	
18	Nov. 17 @	NY Islanders	3-4	L	5-11-2	13,001	58	Feb. 7	CALGARY	2-5	L	20-33-5	10,800	
19	Nov. 19 @	Philadelphia	5-7	L	5-12-2	17,306	59	Feb. 11	QUEBEC	5-3	W	21-33-5	9,325	
20	Nov. 21 @	Toronto	6-6	T	5-12-3	16,382	60	Feb. 13	PITTSBURGH	5-7	L	21-34-5	13,658	
21	Nov. 22 @	Buffalo	8-5	W	6-12-3	11,126	61	Feb. 15	DETROIT	1-6	L	21-35-5	11,182	
22	Nov. 25	CHICAGO	6-4	W	7-12-3	12,349	62	Feb. 17 @	Minnesota	5-4	W	22-35-5	10,279	
23	Nov. 28	CALGARY	4-8	L	7-13-3	12,977	63	Feb. 18 @	St. Louis	4-7	L	22-36-5	11,820	
24	Nov. 29	NEW JERSEY	2-2	T	7-13-4	7,692	64	Feb. 20	TORONTO	3-0	W	23-36-5	12,297	
25	Dec. 1	WINNIPEG	6-7	OT	L	7-14-4	7,817	65	Feb. 24	WASHINGTON	4-3	W	24-36-5	9,620
26	Dec. 3	WINNIPEG	4-5	OT	L	7-15-4	9,117	66	Feb. 27	PHILADELPHIA	6-8	L	24-37-5	16,005
27	Dec. 5 @	Montreal	4-6	L	7-16-4	16,831	67	Feb. 28 @	Vancouver	2-0	W	25-37-5	8,195	
28	Dec. 6 @	Washington	3-10	L	7-17-4	10,321	68	Mar. 1 @	Edmonton	3-5	L	25-38-5	16,615	
29	Dec. 9 @	New Jersey	1-2	L	7-18-4	8,413	69	Mar. 5	MONTREAL	6-7	OT	25-39-5	16,005	
30	Dec. 10 @	Boston	3-4	L	7-19-4	11,889	70	Mar. 9 @	Hartford	4-5	L	25-40-5	14,256	
31	Dec. 12 @	Hartford	2-3	L	7-20-4	14,227	71	Mar. 10 @	Boston	3-3	T	25-40-6	13,609	
32	Dec. 16	EDMONTON	7-5	W	8-20-4	11,208	72	Mar. 13	ST. LOUIS	7-6	W	26-40-6	8,253	
33	Dec. 19	CALGARY	1-4	L	8-21-4	10,884	73	Mar. 16	VANCOUVER	3-3	T	26-40-7	11,378	
34	Dec. 20 @	Calgary	6-3	W	9-21-4	18,553	74	Mar. 18 @	Vancouver	3-5	L	26-41-7	10,021	
35	Dec. 22 @	Edmonton	2-5	L	9-22-4	16,717	75	Mar. 19	DETROIT	7-4	W	27-41-7	16,005	
36	Dec. 23 @	Vancouver	1-5	L	9-23-4	8,753	76	Mar. 23	NY ISLANDERS	2-6	L	27-42-7	11,297	
37	Dec. 26	VANCOUVER	3-2	W	10-23-4	11,599	77	Mar. 26	CHICAGO	9-5	W	28-42-7	14,429	
38	Dec. 28	WINNIPEG	2-5	L	10-24-4	9,917	78	Mar. 30	CALGARY	9-7	W	29-42-7	13,230	
39	Dec. 30	WINNIPEG	6-4	W	11-24-4	9,919	79	Apr. 1 @	Calgary	6-3	W	30-42-7	19,626	
40	Jan. 2	MONTREAL	5-2	W	12-24-4	15,482	80	Apr. 3 @	Edmonton	5-5	T	30-42-8	17,107	

## KINGS 1988-89 SEASON IN REVIEW

**Record:** 42-31-7 (91 points)  
**Smythe Division Finish:** 2nd

**General Manager:** Rogie Vachon  
**Head Coach:** Robbie Ftorek  
**Captain:** Dave Taylor

SCORING												
PLAYER	GP	G	A	PTS	PIM	PLAYER	GP	G	A	PTS	PIM	
Wayne Gretzky	78	54	114	168	26	Ken Baumgartner	49	1	3	4	286	
Bernie Nicholls	79	70	80	150	96	Chris Kontos	7	2	1	3	2	
Luc Robitaille	78	46	52	98	65	Tim Tookey	7	2	1	3	4	
Steve Duchesne	79	25	50	75	92	Petr Prajsler	2	0	3	3	0	
John Tonelli	77	31	33	64	110	Larry Playfair	6	0	3	3	16	
Dave Taylor	70	26	37	63	80	Steve Richmond	9	0	2	2	26	
Mike Krushelnyski	78	26	36	62	110	Kelly Hrudey	16	0	2	2	2	
Mike Allison	55	14	22	36	122	Gordie Walker	11	1	0	2	1	
Dale Degray	63	6	22	28	97	Hubie McDonough	4	0	1	1	0	
Marty McSorley	66	10	17	27	350	Gilles Hamel	11	0	1	1	2	
Bob Carpenter	39	11	15	26	16	Mark Fitzpatrick	17	0	1	1	2	
Doug Crossman	74	10	15	25	53	Phil Sykes	23	0	1	1	8	
Steve Kasper	29	9	15	24	14	Glenn Healy	48	0	1	1	28	
Ron Duguay	70	7	17	24	48	Jim Hofford	1	0	0	0	2	
Tim Watters	76	3	18	21	168	Bob Janecyk	1	0	0	0	0	
Tom Laidlaw	70	3	17	20	63	Paul Guay	2	0	0	0	2	
Igor Liba	27	5	13	18	21	Brian Wilks	2	0	0	0	2	
Dean Kennedy	51	3	10	13	63	Bob Logan	4	0	0	0	0	
Jay Miller	29	5	3	8	133	Roland Melanson	4	0	0	0	4	
Jim Wiener	9	2	3	5	20	Craig Duncanson	5	0	0	0	0	
Paul Fenton	21	2	3	5	6	Dave Pasi	5	0	0	0	0	
Wayne McBean	33	0	5	5	23	Team PIM					32	
Bob Kudelski	14	1	3	4	17	Team Totals	80	376	623	999	2,215	
Sylvain Coururier	16	1	3	4	2							
GOALTENDER												
PLAYER	GP	MIN	GA	SO	EN	SA	S%	AVG	W-L-OT			
Kelly Hrudey	16	974	47	1	1	490	.904	2.90	10-4-2			
Bob Janecyk	1	30	2	0	0	22	.909	4.00	0-0-0			
Mark Fitzpatrick	17	957	64	0	3	563	.886	4.01	6-7-3			
Glenn Healy	48	2,699	192	0	7	1,502	.872	4.27	25-19-2			
Roland Melanson	4	178	19	0	0	109	.826	6.40	1-1-0			
Empty Net Goals			11			11						
Team Totals	80	4,854	335	1	11	2,697	.876	4.14	42-31-7			

## RESULTS

1	Oct. 6	DETROIT	8-2	W	1-0-0	16,005	41	Jan. 6 @	Winnipeg	4-4	T	24-15-2	15,556		
2	Oct. 8	CALGARY	6-5	OT	W	2-0-0	13,474	42	Jan. 8 @	Winnipeg	4-4	T	24-15-3	15,094	
3	Oct. 9	NY ISLANDERS	6-5	OT	W	3-0-0	11,592	43	Jan. 10	EDMONTON	5-4	OT	W	25-15-3	16,005
4	Oct. 12	BOSTON	6-2	W	4-0-0	11,863	44	Jan. 12	ST. LOUIS	7-4	W	26-15-3	14,866		
5	Oct. 15	PHILADELPHIA	1-4	L	4-1-0	16,005	45	Jan. 14	HARTFORD	9-6	W	27-15-3	16,005		
6	Oct. 17 @	Calgary	4-11	L	4-2-0	20,002	46	Jan. 17 @	St. Louis	2-5	L	27-16-3	17,408		
7	Oct. 19 @	Edmonton	6-8	L	4-3-0	17,503	47	Jan. 19 @	NY Islanders	2-4	L	27-17-3	14,552		
8	Oct. 22	MINNESOTA	8-2	W	5-3-0	13,397	48	Jan. 21 @	Hartford	4-5	L	27-18-3	15,223		
9	Oct. 25	EDMONTON	4-5	L	5-4-0	16,005	49	Jan. 24 @	Washington	4-4	T	27-18-4	18,130		
10	Oct. 28 @	Winnipeg	7-4	W	6-4-0	14,306	50	Jan. 26	VANCOUVER	2-6	L	27-19-4	16,005		
11	Oct. 30 @	Winnipeg	4-8	L	6-5-0	15,535	51	Jan. 28	EDMONTON	6-7	L	27-20-4	16,005		
12	Nov. 1 @	Quebec	3-1	W	7-5-0	15,399	52	Jan. 31	CALGARY	5-8	L	27-21-4	16,005		
13	Nov. 2 @	Montreal	3-5	L	7-6-0	17,596	53	Feb. 2	NEW JERSEY	6-6	T	27-21-5	14,336		
14	Nov. 5 @	Toronto	6-4	W	8-6-0	16,382	54	Feb. 4	BUFFALO	5-3	W	28-21-5	16,005		
15	Nov. 6 @	Chicago	5-3	W	9-6-0	17,682	55	Feb. 9 @	Boston	1-4	L	28-22-5	14,448		
16	Nov. 10	HARTFORD	7-2	W	10-6-0	12,496	56	Feb. 10 @	Washington	7-6	OT	W	29-22-5	18,130	
17	Nov. 12	PITTSBURGH	7-2	W	11-6-0	16,005	57	Feb. 12 @	Chicago	6-2	W	30-22-5	18,210		
18	Nov. 15	VANCOUVER	5-4	W	12-6-0	15,250	58	Feb. 12 @	BOSTON	3-7	L	30-23-5	16,005		
19	Nov. 17	NY RANGERS	5-6	L	12-7-0	16,005	59	Feb. 18 @	QUEBEC	11-3	W	31-23-5	16,005		
20	Nov. 19	BUFFALO	5-4	W	13-7-0	15,581	60	Feb. 20	TORONTO	5-4	W	32-23-5	16,005		
21	Nov. 22 @	Philadelphia	6-1	W	14-7-0	17,423	61	Feb. 22	WASHINGTON	2-7	L	32-24-5	15,003		
22	Nov. 23 @	Detroit	8-3	W	15-7-0	19,875	62	Feb. 24 @	Edmonton	1-4	L	32-25-5	17,503		
23	Nov. 26 @	Calgary	1-4	L	15-8-0	20,002	63	Feb. 26 @	New Jersey	1-1	T	32-25-6	19,040		
24	Nov. 27 @	Vancouver	2-5	L	15-9-0	16,553	64	Feb. 27 @	NY RANGERS	4-6	L	32-26-6	17,482		
25	Nov. 29	NEW JERSEY	9-3	W	16-9-0	11,505	65	Mar. 1	Buffalo	5-4	W	33-26-6	16,433		
26	Dec. 1	TORONTO	9-3	W	17-9-0	11,924	66	Mar. 2	St. Louis	4-6	L	33-27-6	17,195		
27	Dec. 3	CHICAGO	6-4	W	18-9-0	16,005	67	Mar. 4	PHILADELPHIA	6-2	W	34-27-6	16,005		
28	Dec. 6	WINNIPEG	4-5	OT	L	18-10-0	13,319	68	Mar. 7	PITTSBURGH	3-2	OT	W	35-27-6	16,005
29	Dec. 8	WINNIPEG	5-5	T	18-10-1	12,111	69	Mar. 10	Vancouver	2-4	L	35-28-6	16,453		
30	Dec. 10 @	NY Islanders	4-3	W	19-10-1	15,405	70	Mar. 12 @	Edmonton	6-3	W	36-28-6	17,503		
31	Dec. 12 @	NY Rangers	5-2	W	20-10-1	17,388	71	Mar. 14 @	Quebec	4-0	W	37-28-6	15,399		
32	Dec. 14 @	Pittsburgh	4-5	L	20-11-1	16,025	72	Mar. 15 @	Montreal	2-5	L	37-29-6	17,891		
33	Dec. 16 @	Detroit	6-4	W	21-11-1	19,875	73	Mar. 18	CALGARY	3-9	L	37-30-6	16,005		
34	Dec. 17 @	Minnesota	2-3	L	21-12-1	13,506	74	Mar. 21	Edmonton	4-3	W	38-30-6	17,503		
35	Dec. 18	CALGARY	7-3	W	22-12-1	13,003	75	Mar. 25 @	Calgary	2-3	L	38-31-6	15,003		
36	Dec. 21	MINNESOTA	8-6	W	23-12-1	13,125	76	Mar. 28	EDMONTON	4-2	W	39-31-6	16,005		
37	Dec. 23 @	Vancouver	5-2	W	24-12-1	16,138	77	Mar. 28	WINNIPEG	3-3	T	39-31-7	15,038		
38	Dec. 27	MONTREAL	2-3	L	24-13-1	16,005	78	Mar. 29	WINNIPEG	2-1	OT	W	40-31-7	16,005	
39	Dec. 29	VANCOUVER	3-6	L	24-14-1	16,005	79	Apr. 1	VANCOUVER	6-4	W	41-31-7	16,005		
40	Jan. 5 @	Calgary	6-8	L	24-15-1	20,002	80	Apr. 2 @	Vancouver	5-4	W	42-31-7	16,160		

# KINGS 1989-90 SEASON IN REVIEW

**Record:** 34-39-7 (75 points)  
**Smythe Division Finish:** 4th

**General Manager:** Rogie Vachon  
**Head Coach:** Tom Webster  
**Captain:** Wayne Gretzky

## SCORING

PLAYER	GP	G	A	PTS	PIM	PLAYER	GP	G	A	PTS	PIM
Wayne Gretzky	73	40	102	142	42	Petr Prajsler	34	3	7	10	47
Luc Robitaille	80	52	49	101	38	Tom Laidlaw	57	1	8	9	42
Bernie Nicholls	47	27	48	75	66	Barry Beck	52	1	7	8	53
John Tonelli	73	31	37	68	62	Hubie McDonough	22	3	4	7	10
Steve Duchesne	79	20	42	62	36	Craig Duncanson	10	3	2	5	9
Steve Kasper	77	17	28	45	27	Chris Kontos	6	2	2	4	4
Mike Krushelnyski	63	16	25	41	50	Mikael Lindholm	18	2	2	4	2
Dave Taylor	58	15	26	41	96	Bob Halkidis	20	0	4	4	56
Larry Robinson	64	7	32	39	34	Scott Bjuggstad	11	1	2	3	2
Bob Kudelski	62	23	13	36	49	Jim Fox	11	1	1	2	0
Marty McSorley	75	15	21	36	322	Ken Baumgartner	12	1	0	1	28
Tomas Sandstrom	28	13	20	33	28	Gordie Walker	1	0	0	0	0
Todd Elik	48	10	23	33	41	Robb Stauber	2	0	0	0	0
Brian Benning	48	5	18	23	104	Rob Blake	4	0	0	0	4
Mikko Makela	45	7	14	21	16	Ron Scott	12	0	0	0	2
Keith Crowder	55	4	13	17	93	Mario Gosselin	26	0	0	0	0
Mike Allison	55	2	11	13	78	Kelly Hrudey	52	0	0	0	18
Jay Miller	68	10	2	12	224	Team PIM					24
Tony Granato	19	5	6	11	45	<b>Team Totals</b>	<b>80</b>	<b>338</b>	<b>579</b>	<b>917</b>	<b>1,844</b>
Tim Watters	62	1	10	11	92						

GOALTENDER	GP	MIN	GA	SO	EN	SA	S%	AVG	W-L-OT
Ron Scott	12	654	40	0	2	319	.875	3.67	5-6-0
Mario Gosselin	26	1,226	79	0	4	583	.864	3.87	7-11-1
Kelly Hrudey	52	2,860	194	2	7	1,525	.873	4.07	22-21-6
Robb Stauber	2	83	11	0	0	43	.744	7.95	0-1-0
Empty Net Goals			13			13			
<b>Team Totals</b>	<b>80</b>	<b>4,846</b>	<b>337</b>	<b>2</b>	<b>13</b>	<b>2,483</b>	<b>.864</b>	<b>4.17</b>	<b>34-39-7</b>

## RESULTS

1 Oct. 5	TORONTO	4-2	W	1-0-0	15,598	41 Jan. 4 @	New Jersey	2-4	L	20-17-4	19,040
2 Oct. 7	EDMONTON	5-6	L	1-1-0	16,005	42 Jan. 6 @	Toronto	4-7	L	20-18-4	16,382
3 Oct. 8	DETROIT	5-0	W	2-1-0	14,258	43 Jan. 9	ST. LOUIS	3-4	L	20-19-4	15,071
4 Oct. 11	NY ISLANDERS	4-7	L	2-2-0	14,261	44 Jan. 11	EDMONTON	3-3	T	20-19-5	16,005
5 Oct. 13 @	Vancouver	6-5	W	3-2-0	16,123	45 Jan. 13	HARTFORD	3-6	L	20-20-5	16,005
6 Oct. 15 @	Edmonton	5-4 OT	W	4-2-0	17,503	46 Jan. 16	BUFFALO	2-4	L	20-21-5	16,005
7 Oct. 17	BOSTON	2-3	L	4-3-0	16,005	47 Jan. 18	DETROIT	9-4	W	21-21-5	16,005
8 Oct. 21 @	St. Louis	6-4	W	5-3-0	17,204	48 Jan. 23 @	Vancouver	3-3	T	21-21-6	16,123
9 Oct. 22 @	Chicago	4-7	L	5-4-0	17,863	49 Jan. 25 @	Edmonton	6-7	L	21-22-6	17,503
10 Oct. 25	CALGARY	0-5	L	5-5-0	16,005	50 Jan. 27	NY RANGERS	1-3	L	21-23-6	16,005
11 Oct. 27 @	Winnipeg	3-1	W	6-5-0	15,072	51 Jan. 30	NEW JERSEY	5-2	W	22-23-6	14,032
12 Oct. 29 @	Winnipeg	1-6	L	6-6-0	14,367	52 Feb. 1	CHICAGO	4-7	L	22-24-6	16,005
13 Oct. 31 @	Pittsburgh	8-4	W	7-6-0	16,015	53 Feb. 3	CALGARY	4-3	W	23-24-6	16,005
14 Nov. 2 @	Boston	4-5 OT	L	7-7-0	14,448	54 Feb. 6 @	Calgary	5-3	W	24-24-6	20,107
15 Nov. 4 @	Hartford	3-6	L	7-8-0	15,535	55 Feb. 8	WINNIPEG	1-5	L	24-25-6	15,323
16 Nov. 5 @	Buffalo	3-5	L	7-9-0	16,433	56 Feb. 10 @	Pittsburgh	6-7	L	24-26-6	16,236
17 Nov. 8	CALGARY	4-5	L	7-10-0	16,005	57 Feb. 12 @	Toronto	3-5	L	24-27-6	16,382
18 Nov. 11	MONTREAL	5-4	W	8-10-0	16,005	58 Feb. 14 @	Detroit	5-6	L	24-28-6	19,875
19 Nov. 14 @	Calgary	8-6	W	9-10-0	20,107	59 Feb. 15 @	Minnesota	3-6	L	24-29-6	15,196
20 Nov. 15 @	Edmonton	2-2	T	9-10-1	16,647	60 Feb. 17	QUEBEC	7-1	W	25-29-6	16,005
21 Nov. 18	WASHINGTON	5-3	W	10-10-1	16,005	61 Feb. 19	WASHINGTON	3-2	W	26-29-6	16,005
22 Nov. 22	CHICAGO	6-3	W	11-10-1	16,005	62 Feb. 21	MINNESOTA	4-2	W	27-29-6	16,005
23 Nov. 25	VANCOUVER	7-4	W	12-10-1	16,005	63 Feb. 24	VANCOUVER	4-6	L	27-30-6	16,005
24 Nov. 26 @	Vancouver	3-3	T	12-10-2	16,123	64 Feb. 28	EDMONTON	4-2	W	28-30-6	16,005
25 Nov. 30	EDMONTON	6-7	L	12-11-2	16,005	65 Mar. 2 @	Winnipeg	3-9	L	28-31-6	15,582
26 Dec. 2	NY RANGERS	6-0	W	13-11-2	16,005	66 Mar. 4 @	Winnipeg	2-5	L	28-32-6	15,567
27 Dec. 6	VANCOUVER	5-4 OT	W	14-11-2	14,153	67 Mar. 5 @	Calgary	0-5	L	28-33-6	20,107
28 Dec. 8 @	Edmonton	4-5 OT	L	14-12-2	17,503	68 Mar. 7	MONTREAL	2-5	L	28-34-6	16,005
29 Dec. 10 @	Quebec	8-4	W	15-12-2	15,399	69 Mar. 10	PITTSBURGH	8-2	W	29-34-6	16,005
30 Dec. 11 @	Montreal	2-2	T	15-12-3	17,899	70 Mar. 12 @	NY Rangers	6-2	W	30-34-6	16,651
31 Dec. 13 @	Hartford	5-2	W	16-12-3	13,932	71 Mar. 14 @	Buffalo	6-5 OT	W	31-34-6	16,433
32 Dec. 15 @	New Jersey	5-7	L	16-13-3	19,040	72 Mar. 17 @	Boston	5-4	W	32-34-6	14,448
33 Dec. 16 @	Philadelphia	2-5	L	16-14-3	17,423	73 Mar. 18 @	Philadelphia	4-7	L	32-35-6	17,423
34 Dec. 19	WINNIPEG	9-5	W	17-14-3	14,158	74 Mar. 20 @	Minnesota	2-5	L	32-36-6	14,032
35 Dec. 21	QUEBEC	6-1	W	18-14-3	15,265	75 Mar. 22	NY ISLANDERS	3-1	W	33-36-6	16,005
36 Dec. 23	VANCOUVER	4-1	W	19-14-3	16,005	76 Mar. 24	ST. LOUIS	9-3	W	34-36-6	16,005
37 Dec. 27	CALGARY	5-5	T	19-14-4	16,005	77 Mar. 27	WINNIPEG	4-4	T	34-37-6	16,005
38 Dec. 30	PHILADELPHIA	3-6	L	19-15-4	16,005	78 Mar. 29	WINNIPEG	0-1	L	34-37-7	16,005
39 Jan. 1 @	Washington	7-4	W	20-15-4	18,130	79 Mar. 31 @	Vancouver	3-6	L	34-38-7	16,123
40 Jan. 2 @	NY Islanders	3-5	L	20-16-4	14,704	80 Apr. 1 @	Calgary	4-8	L	34-39-7	20,107

# KINGS 1990-91 SEASON IN REVIEW

**Record:** 46-24-10 (102 points)  
**Smythe Division Finish:** 1st

**General Manager:** Rogie Vachon  
**Head Coach:** Tom Webster  
**Captain:** Wayne Gretzky

## SCORING

PLAYER	GP	G	A	PTS	PIM	PLAYER	GP	G	A	PTS	PIM
Wayne Gretzky	78	41	122	163	16	Mike Donnelly	53	7	5	12	41
Luc Robitaille	76	45	46	91	68	Rod Buskas	57	3	8	11	182
Tomas Sandstrom	68	45	44	89	106	Scott Bjuggstad	31	2	4	6	12
Tony Granato	68	30	34	64	154	Mike Krushelnyski	15	1	5	6	10
Steve Duchesne	78	21	41	62	66	Frank Breault	17	1	4	5	6
Todd Elik	74	21	37	58	58	Bob Halkidis	34	1	3	4	133
Dave Taylor	73	23	30	53	148	Tim Watters	45	0	4	4	92
Rob Blake	75	12	34	46	125	Jim Thomson	8	1	0	1	19
Marty McSorley	61	7	32	39	221	Rene Chapdelaine	3	0	1	1	10
Bob Kudelski	72	23	13	36	46	Sylvain Couturier	3	0	1	1	0
Brian Benning	61	7	24	31	127	Rick Hayward	4	0	0	0	5
John Tonelli	71	14	16	30	49	Dennis Smith	4	0	0	0	4
Steve Kasper	67	9	19	28	33	Ilkka Sinisalo	7	0	0	0	2
Larry Robinson	62	1	22	23	16	Daniel Berthiaume	37	0	0	0	10
Brad Jones	53	9	11	20	57	Kelly Hrudey	47	0	0	0	14
Jay Miller	66	8	12	20	259	Team PIM					24
John McIntyre	56	8	5	13	115	<b>Team Totals</b>	<b>80</b>	<b>340</b>	<b>577</b>	<b>917</b>	<b>2,228</b>

GOALTENDER	GP	MIN	GA	SO	EN	SA	S%	AVG	W-L-OT
Kelly Hrudey	47	2,730	132	3	4	1,321	.900	2.90	26-13-6
Daniel Berthiaume	37	2,119	117	1	1	1,086	.892	3.31	20-11-4
Empty Net Goals			5			5			
<b>Team Totals</b>	<b>80</b>	<b>4,863</b>	<b>254</b>	<b>4</b>	<b>5</b>	<b>2,412</b>	<b>.895</b>	<b>3.13</b>	<b>46-24-10</b>

## RESULTS

1	Oct. 4	NY ISLANDERS	4-1	W	1-0-0	16,005	41	Jan. 6 @	Chicago	3-1	W	22-14-5	18,472
2	Oct. 6	VANCOUVER	3-6	L	1-1-0	13,753	42	Jan. 8	HARTFORD	4-3 OT	W	23-14-5	16,005
3	Oct. 9 @	Vancouver	6-2	W	2-1-0	15,685	43	Jan. 10	BUFFALO	5-2	W	24-14-5	16,005
4	Oct. 11	EDMONTON	5-5	T	2-1-1	13,831	44	Jan. 12	VANCOUVER	6-2	W	25-14-5	16,005
5	Oct. 13	BOSTON	7-1	W	3-1-1	16,005	45	Jan. 14 @	New Jersey	6-1	W	26-14-5	15,803
6	Oct. 14	ST. LOUIS	4-1	W	4-1-1	13,777	46	Jan. 16 @	Hartford	3-4	L	26-15-5	14,893
7	Oct. 17	MINNESOTA	5-2	W	5-1-1	12,281	47	Jan. 17 @	Boston	3-5	L	26-16-5	14,448
8	Oct. 19	HARTFORD	5-2	W	6-1-1	14,499	48	Jan. 22 @	Edmonton	2-4	L	26-17-5	17,503
9	Oct. 23	CALGARY	6-4	W	7-1-1	16,005	49	Jan. 25 @	Vancouver	5-1	W	27-17-5	16,123
10	Oct. 26 @	Winnipeg	2-6	L	7-2-1	15,566	50	Jan. 26	VANCOUVER	5-4	W	28-17-5	16,005
11	Oct. 28 @	Winnipeg	6-2	W	8-2-1	14,087	51	Jan. 30	NEW JERSEY	2-4	L	28-18-5	16,005
12	Oct. 30 @	NY Islanders	4-1	W	9-2-1	12,760	52	Feb. 2	VANCOUVER	9-1	W	29-18-5	16,005
13	Oct. 31 @	NY Rangers	4-9	L	9-3-1	16,325	53	Feb. 4 @	Detroit	6-4	W	30-18-5	19,875
14	Nov. 2 @	Washington	3-4	L	9-4-1	18,130	54	Feb. 5 @	Philadelphia	3-2	W	31-18-5	17,382
15	Nov. 4 @	Chicago	2-0	W	10-4-1	18,472	55	Feb. 8 @	Buffalo	4-4	T	31-18-6	16,325
16	Nov. 8	DETROIT	5-1	W	11-4-1	16,005	56	Feb. 9 @	St. Louis	4-5	L	31-19-6	18,299
17	Nov. 10	EDMONTON	7-4	W	12-4-1	16,005	57	Feb. 12	CALGARY	4-4	T	31-19-7	16,005
18	Nov. 14	BUFFALO	4-2	W	13-4-1	16,005	58	Feb. 14 @	Edmonton	4-2	W	32-19-7	17,503
19	Nov. 17	PITTSBURGH	2-1 OT	W	14-4-1	16,005	59	Feb. 16	BOSTON	4-5 OT	L	32-20-7	16,005
20	Nov. 20	NEW JERSEY	5-4	W	15-4-1	16,005	60	Feb. 18	WASHINGTON	5-2	W	33-20-7	16,005
21	Nov. 22 @	Calgary	3-6	L	15-5-1	20,132	61	Feb. 20	QUEBEC	6-1	W	34-20-7	16,005
22	Nov. 24	Montreal	4-2	W	16-5-1	17,955	62	Feb. 22 @	Winnipeg	6-4	W	35-20-7	15,523
23	Nov. 25 @	Quebec	4-4	T	16-5-2	14,239	63	Feb. 24 @	Winnipeg	5-3	W	36-20-7	15,568
24	Nov. 27 @	Detroit	3-4	L	16-6-2	19,875	64	Feb. 26	PITTSBURGH	8-2	W	37-20-7	16,005
25	Nov. 29 @	St. Louis	4-4	T	16-6-3	17,982	65	Feb. 28	WINNIPEG	4-2	W	38-20-7	16,005
26	Dec. 1	TORONTO	3-4	L	16-7-3	16,005	66	Mar. 2	WINNIPEG	6-3	W	39-20-7	16,005
27	Dec. 5	WINNIPEG	3-3	T	16-7-4	14,646	67	Mar. 5 @	Washington	3-3	T	39-20-8	17,583
28	Dec. 8	WINNIPEG	4-4	T	16-7-5	16,005	68	Mar. 7 @	Pittsburgh	2-3	L	39-21-8	16,164
29	Dec. 11	NY RANGERS	4-6	L	16-8-5	16,005	69	Mar. 9 @	Quebec	3-0	W	40-21-8	15,399
30	Dec. 13	CALGARY	1-4	L	16-9-5	16,005	70	Mar. 10 @	Montreal	4-4	T	40-21-9	17,748
31	Dec. 15	EDMONTON	8-3	W	17-9-5	16,005	71	Mar. 12	PHILADELPHIA	6-0	W	41-21-9	16,005
32	Dec. 18 @	Edmonton	3-4	L	17-10-5	17,503	72	Mar. 14	CHICAGO	3-6	L	41-22-9	16,005
33	Dec. 20 @	Calgary	4-3 OT	W	18-10-5	20,132	73	Mar. 16 @	Calgary	4-3	W	42-22-9	20,138
34	Dec. 22 @	Vancouver	3-4	L	18-11-5	16,123	74	Mar. 17 @ TM	Vancouver	4-5 OT	L	42-23-9	16,123
35	Dec. 27	PHILADELPHIA	5-7	L	18-12-5	16,005	75	Mar. 20	TORONTO	4-4	T	42-23-10	16,005
36	Dec. 29	MONTREAL	2-3	L	18-13-5	16,005	76	Mar. 23	CALGARY	8-4	W	43-23-10	16,005
37	Dec. 31 @	Minnesota	4-2	W	19-13-5	12,015	77	Mar. 24 @	Edmonton	4-3 OT	W	44-23-10	17,503
38	Jan. 2 @	NY Rangers	1-4	L	19-14-5	16,792	78	Mar. 26	EDMONTON	2-0	W	45-23-10	16,005
39	Jan. 3 @	NY Islanders	6-3	W	20-14-5	12,585	79	Mar. 28	MINNESOTA	6-5	W	46-23-10	16,005
40	Jan. 5 @	Toronto	4-2	W	21-14-5	16,382	80	Mar. 31 @	Calgary	3-5	L	46-24-10	20,132

## KINGS 1991-92 SEASON IN REVIEW

**Record:** 35-31-14 (84 points)  
**Smythe Division Finish:** 2nd

**General Manager:** Rogie Vachon  
**Head Coach:** Tom Webster  
**Captain:** Wayne Gretzky

## SCORING

PLAYER	GP	G	A	PTS	PIM	PLAYER	GP	G	A	PTS	PIM
Wayne Gretzky	74	31	90	121	34	Scott Bjurgstad	22	2	4	6	10
Luc Robitaille	80	44	63	107	95	Darryl Sydor	18	1	5	6	22
Tony Granato	80	39	29	68	187	Paul Coffey	10	1	4	5	25
Jari Kurri	73	23	37	60	24	Brent Thompson	27	0	5	5	89
Mike Donnelly	80	29	16	45	20	Sylvain Couturier	14	3	1	4	2
Bob Kudelski	80	22	21	43	42	Jim Thomson	45	1	2	3	162
Corey Millen	46	20	21	41	44	Jeff Chychrun	26	0	3	3	76
Tomas Sandstrom	49	17	22	39	70	Frank Breault	6	1	0	1	30
Brian Benning	53	2	30	32	99	Dave Goverde	2	0	1	1	0
Dave Taylor	77	10	19	29	63	Ilkka Sinisalo	3	0	1	1	2
Marty McSorley	71	7	22	29	268	Steve Weeks	7	0	1	1	0
John McIntyre	73	5	19	24	100	Rene Chapdelaine	16	0	1	1	10
Charlie Huddy	56	4	19	23	43	Kelly Hrudey	60	0	1	1	12
Rob Blake	57	7	13	20	102	Sean Whyte	3	0	0	0	0
Peter Ahola	71	7	12	19	101	Shawn McCosh	4	0	0	0	4
Larry Robinson	56	3	10	13	37	Rod Buskas	5	0	0	0	11
Jay Miller	67	4	7	11	249	Daniel Berthiaume	19	0	0	0	0
Randy Gilhen	33	3	6	9	14	Team PIM					10
Kyosti Karjalainen	28	1	8	9	12	<b>Team Totals</b>	<b>80</b>	<b>287</b>	<b>500</b>	<b>787</b>	<b>2,161</b>
Tim Watters	37	0	7	7	92						

GOALTENDER	GP	MIN	GA	SO	EN	SA	S%	AVG	W-L-OT
Kelly Hrudey	60	3,509	197	1	4	1,916	.897	3.37	26-17-13
Daniel Berthiaume	19	979	66	0	2	541	.878	4.04	7-10-1
Steve Weeks	7	252	17	0	1	136	.875	4.05	1-3-0
Dave Goverde	2	120	9	0	0	63	.857	4.50	1-1-0
Empty Net Goals			7			7			
<b>Team Totals</b>	<b>80</b>	<b>4,874</b>	<b>296</b>	<b>1</b>	<b>7</b>	<b>2,663</b>	<b>.889</b>	<b>3.64</b>	<b>35-31-14</b>

## RESULTS

1 Oct. 4 @ Winnipeg	6-3	W	1-0-0	14,558	41 Jan. 9 @ Philadelphia	2-5	L	17-17-7	17,380
2 Oct. 6 @ Edmonton	2-2	T	1-0-1	16,962	42 Jan. 10 @ Washington	4-7	L	17-18-7	18,130
3 Oct. 8 EDMONTON	6-3	W	2-0-1	16,005	43 Jan. 12 @ New Jersey	2-5	L	17-19-7	13,489
4 Oct. 10 CALGARY	1-7	L	2-1-1	16,005	44 Jan. 14 SAN JOSE	3-3	T	17-19-8	16,005
5 Oct. 12 WINNIPEG	3-3	T	2-1-2	16,005	45 Jan. 16 WASHINGTON	2-2	T	17-19-9	16,005
6 Oct. 16 SAN JOSE	8-5	W	3-1-2	16,005	46 Jan. 22 @ Minnesota	3-3	T	17-19-10	15,841
7 Oct. 19 MINNESOTA	5-2	W	4-1-2	16,005	47 Jan. 23 @ St. Louis	6-5	W	18-19-10	17,808
8 Oct. 22 @ New Jersey	2-5	L	4-2-2	13,334	48 Jan. 25 CALGARY	4-3	W	19-19-10	16,005
9 Oct. 23 @ NY Rangers	2-7	L	4-3-2	16,910	49 Jan. 28 ST. LOUIS	3-3	T	19-19-11	16,005
10 Oct. 26 @ NY Islanders	4-2	W	5-3-2	10,255	50 Jan. 30 NY RANGERS	1-4	L	19-20-11	16,005
11 Oct. 28 @ Detroit	4-3	W	6-3-2	19,875	51 Feb. 1 CHICAGO	2-0	W	20-20-11	16,005
12 Oct. 30 @ Hartford	4-4	T	6-3-3	10,780	52 Feb. 4 NY ISLANDERS	1-2	L	20-21-11	16,005
13 Oct. 31 @ Boston	4-2	W	7-3-3	14,451	53 Feb. 6 HARTFORD	5-5	T	20-21-12	16,005
14 Nov. 2 @ Toronto	5-2	W	8-3-3	15,842	54 Feb. 8 @ Pittsburgh	4-3	W	21-21-12	16,164
15 Nov. 7 VANCOUVER	3-4	L	8-4-3	16,005	55 Feb. 9 @ Buffalo	5-4	W	22-21-12	16,325
16 Nov. 9 EDMONTON	4-4	T	8-4-4	16,005	56 Feb. 11 @ St. Louis	2-3	L	22-22-12	17,557
17 Nov. 11 @ Winnipeg	2-6	L	8-5-4	13,965	57 Feb. 13 @ Chicago	2-2	T	22-22-13	18,472
18 Nov. 12 @ Vancouver	2-8	L	8-6-4	16,123	58 Feb. 15 WASHINGTON	6-3	W	23-22-13	16,005
19 Nov. 14 @ Buffalo	2-2	T	8-6-5	16,005	59 Feb. 17 BOSTON	6-3	W	24-22-13	16,005
20 Nov. 16 @ Detroit	3-5	L	8-7-5	16,005	60 Feb. 19 @ Edmonton	3-4	L	24-23-13	17,503
21 Nov. 19 @ San Jose	3-2 OT	W	9-7-5	10,888	61 Feb. 21 @ Calgary	7-9	L	24-24-13	20,133
22 Nov. 21 NY RANGERS	6-1	W	10-7-5	16,005	62 Feb. 23 @ Winnipeg	4-2	W	25-24-13	15,223
23 Nov. 23 SAN JOSE	6-4	W	11-7-5	16,005	63 Feb. 25 @ Vancouver	4-3	W	26-24-13	16,123
24 Nov. 26 TORONTO	4-4	T	11-7-6	16,005	64 Feb. 27 QUEBEC	4-2	W	27-24-13	16,005
25 Nov. 28 @ Calgary	3-5	L	11-8-6	20,133	65 Feb. 29 MONTREAL	5-3	W	28-24-13	16,005
26 Nov. 30 NEW JERSEY	1-4	L	11-9-6	16,005	66 Mar. 3 PHILADELPHIA	4-1	W	29-24-13	16,005
27 Dec. 3 @ San Jose	2-3 OT	L	11-10-6	10,888	67 Mar. 4 @ San Jose	4-3	W	30-24-13	10,888
28 Dec. 5 @ Chicago	2-6	L	11-11-6	18,142	68 Mar. 7 PITTSBURGH	5-3	W	31-24-13	16,005
29 Dec. 7 @ Quebec	5-7	L	11-12-6	15,106	69 Mar. 9 TORONTO	4-1	W	32-24-13	16,005
30 Dec. 12 WINNIPEG	2-1	W	12-12-6	16,005	70 Mar. 11 @ Hartford	0-4	L	32-25-13	11,554
31 Dec. 14 VANCOUVER	4-4	T	12-12-7	16,005	71 Mar. 14 @ Montreal	2-5	L	32-26-13	17,959
32 Dec. 17 MINNESOTA	1-2	L	12-13-7	16,005	72 Mar. 15 @ Boston	1-5	L	32-27-13	14,448
33 Dec. 21 DETROIT	2-5	L	12-14-7	16,005	73 Mar. 17 WINNIPEG	5-4	W	33-27-13	16,005
34 Dec. 26 SAN JOSE	5-3	W	13-14-7	16,005	74 Mar. 19 BUFFALO	2-8	L	33-28-13	16,005
35 Dec. 28 @ Edmonton	9-4	W	14-14-7	17,503	75 Mar. 21 CALGARY	5-2	W	34-28-13	16,005
36 Dec. 29 @ Calgary	2-6	L	14-15-7	20,133	76 Mar. 26 @ Calgary	2-7	L	34-29-13	20,133
37 Dec. 31 VANCOUVER	3-5	L	14-16-7	16,005	77 Mar. 27 @ Winnipeg	4-6	L	34-30-13	15,568
38 Jan. 2 EDMONTON	5-3	W	15-16-7	16,005	78 Mar. 29 @ Edmonton	2-2	T	34-30-14	17,503
39 Jan. 4 PHILADELPHIA	7-3	W	16-16-7	16,005	79 Apr. 12 @ Vancouver	6-1	W	35-30-14	16,123
40 Jan. 7 @ Pittsburgh	5-2	W	17-16-7	16,164	80 Apr. 14 VANCOUVER	2-3	L	35-31-14	16,005

## KINGS 1992-93 SEASON IN REVIEW

**Record:** 39-35-10 (88 points)  
**Smythe Division Finish:** 3rd

**General Manager:** Nick Beverley  
**Head Coach:** Barry Melrose  
**Captain:** Luc Robitaille/Wayne Gretzky

## SCORING

PLAYER	GP	G	A	PTS	PIM	PLAYER	GP	G	A	PTS	PIM
Luc Robitaille	84	63	62	125	100	Robert Lang	11	0	5	5	2
Jari Kurri	82	27	60	87	38	Brent Thompson	30	0	4	4	76
Tony Granato	81	37	45	82	171	Kelly Hrudey	50	0	4	4	10
Mike Donnelly	84	29	40	69	45	Guy Leveque	12	2	1	3	19
Wayne Gretzky	45	16	49	65	6	Mark Hardy	11	0	3	3	4
Rob Blake	76	16	43	59	152	Peter Ahola	8	1	1	2	6
Paul Coffey	50	8	49	57	50	Sean Whyte	18	0	2	2	12
Tomas Sandstrom	39	25	27	52	57	Tim Watters	22	0	2	2	18
Alexei Zhitnik	78	12	36	48	80	Robb Stauber	31	0	2	2	4
Marty McSorley	81	15	26	41	399	Jeff Chychrun	17	0	1	1	23
Corey Millen	42	23	16	39	42	Marc Potvin	20	0	1	1	61
Darryl Sydor	80	6	23	29	63	Brandy Semchuk	1	0	0	0	2
Charlie Huddy	82	2	25	27	64	Dave Goverde	2	0	0	0	0
Lonnie Loach	50	10	13	23	27	Darryl Williams	2	0	0	0	10
Jimmy Carson	34	12	10	22	14	Frank Breault	4	0	0	0	6
Pat Conacher	81	9	8	17	20	Marc Fortier	6	0	0	0	5
Dave Taylor	48	6	9	15	49	Jim Thomson	9	0	0	0	56
Warren Rychel	70	6	7	13	314	Rick Knickle	10	0	0	0	2
Jim Hiller	40	6	6	12	90	Rene Chapdelaine	13	0	0	0	12
John McIntyre	49	2	5	7	80	Team PIM					34
Bob Kudelski	15	3	3	6	8	<b>Team Totals</b>	<b>84</b>	<b>338</b>	<b>592</b>	<b>930</b>	<b>2,247</b>
Gary Shuchuk	25	2	4	6	16						

GOALTENDER	GP	MIN	GA	SO	EN	SA	S%	AVG	W-L-OT
Robb Stauber	31	1,735	111	0	1	987	.888	3.84	15-8-4
Kelly Hrudey	50	2,718	175	2	4	1,552	.887	3.86	18-21-6
Rick Knickle	10	532	35	0	0	292	.880	3.95	6-4-0
Dave Goverde	2	98	13	0	1	51	.745	7.96	0-2-0
Empty Net Goals			6			6			
<b>Team Totals</b>	<b>84</b>	<b>5,098</b>	<b>340</b>	<b>2</b>	<b>6</b>	<b>2,888</b>	<b>.882</b>	<b>4.00</b>	<b>39-35-10</b>

## RESULTS

1	Oct. 6 @	Calgary	5-4 OT	W	1-0-0	19,461	43	Jan. 12 @	Ottawa	3-2	W	22-16-5	10,500
2	Oct. 8	DETROIT	3-5	L	1-1-0	16,005	44	Jan. 14 @	New Jersey	1-7	L	22-17-5	13,586
3	Oct. 10	WINNIPEG	6-3	W	2-1-0	14,509	45	Jan. 16	WINNIPEG	2-5	L	22-18-5	16,005
4	Oct. 13	SAN JOSE	2-1	W	3-1-0	14,320	46	Jan. 19 @	Edmonton	5-4	W	23-18-5	16,686
5	Oct. 15	CALGARY	4-0	W	4-1-0	15,133	47	Jan. 21	VANCOUVER	4-5	L	23-19-5	16,005
6	Oct. 17	BOSTON	8-6	W	5-1-0	16,005	48	Jan. 23	NY RANGERS	3-8	L	23-20-5	16,005
7	Oct. 20 @	Calgary	2-6	L	5-2-0	19,169	49	Jan. 26	SAN JOSE	7-1	W	24-20-5	16,005
8	Oct. 23 @	Winnipeg	2-4	L	5-3-0	12,924	50	Jan. 28	CALGARY	1-2	L	24-21-5	16,005
9	Oct. 24 @	Minnesota	5-5	T	5-3-1	15,174	51	Jan. 30	CHICAGO	2-2	T	24-21-6	16,005
10	Oct. 27 @	NY Islanders	4-3	W	6-3-1	10,259	52	Feb. 2	Quebec	2-3	L	24-22-6	14,843
11	Oct. 29 @	Boston	3-8	L	6-4-1	14,448	53	Feb. 3 @	Montreal	2-7	L	24-23-6	17,164
12	Oct. 31 @	Hartford	7-1	W	7-4-1	9,244	54	Feb. 9	EDMONTON	3-6	L	24-24-6	16,005
13	Nov. 5	NEW JERSEY	5-2	W	8-4-1	14,592	55	Feb. 11	DETROIT	6-6	T	24-24-7	16,005
14	Nov. 7	BUFFALO	5-2	W	9-4-1	16,005	56	Feb. 13	WASHINGTON	3-10	L	24-25-7	16,005
15	Nov. 8 @	San Jose	11-4	W	10-4-1	11,089	57	Feb. 15	VANCOUVER	3-0	W	25-25-7	16,005
16	Nov. 10 @	Winnipeg	4-4	T	10-4-2	12,831	58	Feb. 16 @	Minnesota	10-5	W	26-25-7	14,911
17	Nov. 12	VANCOUVER	7-4	W	11-4-2	15,486	59	Feb. 18 @	Chicago	2-7	L	26-26-7	17,597
18	Nov. 14	EDMONTON	6-2	W	12-4-2	16,005	60	Feb. 20 @	Washington	3-7	L	26-27-7	17,812
19	Nov. 16 @	Vancouver	3-6	L	12-5-2	15,896	61	Feb. 22 @	Tampa Bay	5-2	W	27-27-7	10,425
20	Nov. 17 @	San Jose	0-6	L	12-6-2	11,089	62	Feb. 25 @	St. Louis	0-3	L	27-28-7	13,473
21	Nov. 19	CHICAGO	4-1	W	13-6-2	16,005	63	Feb. 27	TORONTO	2-4	L	27-29-7	16,005
22	Nov. 21	TORONTO	6-4	W	14-6-2	16,005	64	Mar. 2	CALGARY	6-2	W	28-29-7	16,005
23	Nov. 25 @	Edmonton	3-1	W	15-6-2	13,636	65	Mar. 4	OTTAWA	8-6	W	29-29-7	16,005
24	Nov. 27 @	Detroit	5-3	W	16-6-2	19,875	66	Mar. 6	EDMONTON	6-1	W	30-29-7	16,005
25	Nov. 28 @	Toronto	2-3	L	16-7-2	15,720	67	Mar. 9 @	NY Rangers	3-4	L	30-30-7	18,200
26	Dec. 1 @	Chicago	6-3	W	17-7-2	16,292	68	Mar. 11 @	Pittsburgh	3-4 OT	L	30-31-7	16,164
27	Dec. 3	PITTSBURGH	5-3	W	18-7-2	16,005	69	Mar. 15 @	Buffalo	4-2	W	31-31-7	13,799
28	Dec. 5	HARTFORD	7-3	W	19-7-2	16,005	70	Mar. 16	WINNIPEG	8-4	W	32-31-7	16,005
29	Dec. 8	Montreal	5-5	T	19-7-3	12,272	71	Mar. 18	NY ISLANDERS	7-4	W	33-31-7	16,005
30	Dec. 10	QUEBEC	4-5	L	19-8-3	15,221	72	Mar. 20	ST. LOUIS	3-2	W	34-31-7	16,005
31	Dec. 12	ST. LOUIS	6-3	W	20-8-3	16,005	73	Mar. 24 @	Vancouver	2-6	L	34-32-7	16,150
32	Dec. 15	TAMPA BAY	2-3	L	20-9-3	15,753	74	Mar. 26 @	Edmonton	4-1	W	35-32-7	17,503
33	Dec. 18 @	Edmonton	5-5	T	20-9-4	15,257	75	Mar. 28 @	Winnipeg	3-3	T	35-32-8	15,566
34	Dec. 19 @	Calgary	3-5	L	20-10-4	20,214	76	Mar. 29 @	Detroit	9-3	W	36-32-8	19,875
35	Dec. 22	VANCOUVER	2-6	L	20-11-4	16,005	77	Mar. 31 @	Toronto	5-5	T	36-32-9	15,720
36	Dec. 26 @	San Jose	2-7	L	20-12-4	11,089	78	Apr. 1	Philadelphia	3-1	W	37-32-9	17,380
37	Dec. 29	PHILADELPHIA	2-10	L	20-13-4	16,005	79	Apr. 3	MINNESOTA	0-3	L	37-33-9	16,005
38	Dec. 31 @	Vancouver	0-4	L	20-14-4	16,150	80	Apr. 6	CALGARY	3-3	T	37-33-10	16,005
39	Jan. 2	MONTREAL	5-5	T	20-14-5	16,005	81	Apr. 8 @	SAN JOSE	2-1	W	38-33-10	16,005
40	Jan. 6	TAMPA BAY	3-6	L	20-15-5	16,005	82	Apr. 10 @	San Jose	3-2 OT	W	39-33-10	11,089
41	Jan. 8 @	Winnipeg	3-6	L	20-16-5	14,036	83	Apr. 13 @	Vancouver	4-7	L	39-34-10	16,150
42	Jan. 10 @	Chicago	5-4	W	21-16-5	17,705	84	Apr. 15	VANCOUVER	6-8	L	39-35-10	16,005

## KINGS 1993-94 SEASON IN REVIEW

**Record:** 27-45-12 (66 points)  
**Pacific Division Finish:** 5th

**General Manager:** Nick Beverley  
**Head Coach:** Barry Melrose  
**Captain:** Wayne Gretzky

SCORING										
PLAYER	GP	G	A	PTS	PIM	PLAYER	GP	G	A	PTS
Wayne Gretzky	81	38	92	130	20	Gary Shuchuk	56	3	4	7
Luc Robitaille	83	44	42	86	86	Dominic Lavoie	8	3	3	6
Jari Kurri	81	31	46	77	48	Brian Reynolds	20	1	3	4
Rob Blake	84	20	48	68	137	Mark Hardy	16	0	3	3
Alexei Zhitnik	81	12	40	52	101	Dan Currie	5	1	1	2
Mike Donnelly	81	21	21	42	34	Jim Paek	18	1	1	2
Tomas Sandstrom	51	17	24	41	59	Phil Crowe	31	0	2	2
Darryl Sydor	84	8	27	35	94	Keith Redmond	12	1	0	1
John Druce	55	14	17	31	50	Brent Thompson	24	1	0	1
Pat Conacher	77	15	13	28	71	Bob Jay	3	0	1	1
Shawn McEachern	49	8	13	21	24	Guy Leveque	5	0	1	1
Tony Granato	50	7	14	21	150	Rob Murphy	8	0	1	1
Warren Rychel	80	10	9	19	322	Kelly Hrudey	64	0	1	1
Robert Lang	32	9	10	19	10	Dave Goverde	1	0	0	0
Charlie Huddy	79	5	13	18	71	Justin Hocking	1	0	0	0
Jimmy Carson	25	4	7	11	2	Marc Potvin	3	0	0	0
Kevin Todd	12	3	8	11	8	Rick Knickle	4	0	0	0
Marty McSorley	18	4	6	10	55	Dave Thominson	7	0	0	0
Tim Watters	60	1	9	10	67	Donald Dufresne	9	0	0	0
Dixon Ward	34	6	2	8	45	Robb Stauber	22	0	0	0
Doug Houda	54	2	6	8	165	Team PIM				14
Dave Taylor	33	4	3	7	28	Team Totals	84	294	491	785
GOALTENDER										
PLAYER	GP	MIN	GA	SO	EN	SA	S%	AVG	W-L-OT	
Rick Knickle	4	174	9	0	2	71	.873	3.10	1-2-0	
Robb Stauber	22	1,144	65	1	2	706	.908	3.41	4-11-5	
Kelly Hrudey	64	3,713	228	1	9	2,219	.897	3.68	22-31-7	
Dave Goverde	1	60	7	0	0	37	.811	7.00	0-1-0	
Empty Net Goals			13			13				
Team Totals	84	5,124	322	2	13	3,046	.894	3.77	27-45-12	

## RESULTS

1 Oct. 6	VANCOUVER	2-5	L	0-1-0	16,005	43 Jan. 15 @	New Jersey	5-3	W	18-21-4	19,040
2 Oct. 9	DETROIT	10-3	W	1-1-0	16,005	44 Jan. 16 @	Philadelphia	2-5	L	18-22-4	17,380
3 Oct. 10	SAN JOSE	5-2	W	2-1-0	13,018	45 Jan. 18 @	Dallas	3-5	L	18-23-4	16,914
4 Oct. 12	NY ISLANDERS	7-5	W	3-1-0	14,035	46 Jan. 24 @	Calgary	3-3	T	18-23-5	16,684
5 Oct. 14	EDMONTON	4-4	T	3-1-1	14,813	47 Jan. 25	WINNIPEG	4-4	T	18-23-6	16,005
6 Oct. 16	CALGARY	8-4	W	4-1-1	16,005	48 Jan. 27	NY RANGERS	4-5 OT	L	18-24-6	16,005
7 Oct. 19 @	Florida	2-2	T	4-1-2	14,317	49 Jan. 29	ANAHEIM	5-1	W	19-24-6	16,005
8 Oct. 20 @	Tampa Bay	4-3	W	5-1-2	21,536	50 Jan. 31 @	Vancouver	1-3	L	19-25-6	16,040
9 Oct. 22 @	Washington	3-6	L	5-2-2	17,017	51 Feb. 2 @	Edmonton	4-6	L	19-26-6	14,238
10 Oct. 24 @	NY Rangers	2-3	L	5-3-2	18,200	52 Feb. 5	CALGARY	4-5 OT	L	19-27-6	16,005
11 Oct. 26 @	NY Islanders	0-7	L	5-4-2	11,417	53 Feb. 9	CHICAGO	4-2	W	20-27-6	16,005
12 Oct. 27 @	Detroit	3-8	L	5-5-2	19,875	54 Feb. 11 @	Anaheim	5-3	W	21-27-6	17,174
13 Oct. 29 @	Winnipeg	4-3 OT	W	6-5-2	13,944	55 Feb. 12	WASHINGTON	1-6	L	21-28-6	16,005
14 Nov. 3	NEW JERSEY	3-2	W	7-5-2	16,005	56 Feb. 14	BOSTON	2-3 OT	L	21-29-6	16,005
15 Nov. 6	PITTSBURGH	8-3	W	8-5-2	16,005	57 Feb. 18	PHILADELPHIA	3-4	L	21-30-6	16,005
16 Nov. 9 @	Calgary	2-3	L	8-6-2	19,169	58 Feb. 19 @	San Jose	3-4	L	21-31-6	17,190
17 Nov. 10 @	Vancouver	0-4	L	8-7-2	16,150	59 Feb. 21	TORONTO	4-6	L	21-32-6	16,005
18 Nov. 13	ST. LOUIS	6-3	W	9-7-2	16,005	60 Feb. 23	DALLAS	0-0	T	21-32-7	16,005
19 Nov. 18	TORONTO	2-3	L	9-8-2	16,005	61 Feb. 25 @	Edmonton	5-5	T	21-32-8	17,225
20 Nov. 20 @	St. Louis	1-4	L	9-9-2	18,068	62 Feb. 26	Calgary	2-4	L	21-33-8	20,230
21 Nov. 21 @	Dallas	4-7	L	9-10-2	16,914	63 Feb. 28	MONTREAL	3-3	T	21-33-9	16,005
22 Nov. 25 @	Quebec	6-8	L	9-11-2	14,897	64 Mar. 2 @	Hartford	4-1	W	22-33-9	10,607
23 Nov. 27 @	Montreal	0-4	L	9-12-2	17,959	65 Mar. 3 @	Boston	4-6	L	22-34-9	14,448
24 Nov. 30	WINNIPEG	6-8	L	9-13-2	16,005	66 Mar. 6 @	Chicago	3-3	T	22-34-10	18,472
25 Dec. 2	ANAHEIM	3-2	W	10-13-2	16,005	67 Mar. 9	CHICAGO	0-4	L	22-35-10	16,005
26 Dec. 4	TAMPA BAY	4-5	L	10-14-2	15,091	68 Mar. 12	BUFFALO	3-5	L	22-36-10	16,005
27 Dec. 8	FLORIDA	5-6	L	10-15-2	14,752	69 Mar. 15	OTTAWA	7-0	W	23-36-10	16,005
28 Dec. 11	ST. LOUIS	9-1	W	11-15-2	16,005	70 Mar. 16 @	Anaheim	2-5	L	23-37-10	17,174
29 Dec. 13 @	Ottawa	2-5	L	11-16-2	10,575	71 Mar. 19	SAN JOSE	2-1	W	24-37-10	16,005
30 Dec. 14 @	Pittsburgh	2-4	L	11-17-2	17,009	72 Mar. 20 @	San Jose	6-6	T	24-37-11	17,190
31 Dec. 17 @	Buffalo	0-2	L	11-18-2	16,284	73 Mar. 23	VANCOUVER	3-6	L	24-38-11	16,005
32 Dec. 18 @	Toronto	1-4	L	11-19-2	15,728	74 Mar. 25 @	Edmonton	4-3 OT	W	25-38-11	17,503
33 Dec. 20 @	Calgary	5-4 OT	W	12-19-2	20,230	75 Mar. 27 @	Vancouver	3-4	L	25-39-11	16,150
34 Dec. 23	DALLAS	1-2	L	12-20-2	16,005	76 Mar. 30	ANAHEIM	2-5	L	25-40-11	16,005
35 Dec. 26 @	Anaheim	3-2	W	13-20-2	17,174	77 Apr. 2	EDMONTON	3-5	L	25-41-11	14,108
36 Dec. 28	VANCOUVER	6-5	W	14-20-2	16,005	78 Apr. 3	EDMONTON#	6-1	W	26-41-11	10,363
37 Dec. 31 @	Detroit	4-4	T	14-20-3	19,875	79 Apr. 5	SAN JOSE	1-2	L	26-42-11	14,441
38 Jan. 1 @	Toronto	7-4	W	15-20-3	15,728	80 Apr. 7 @	St. Louis	2-6	L	26-43-11	17,816
39 Jan. 4	QUEBEC	5-1	W	16-20-3	16,005	81 Apr. 9 @	Winnipeg	3-4	L	26-44-11	15,567
40 Jan. 8	DETROIT	3-6	L	16-21-3	16,005	82 Apr. 10 @	Chicago	1-2	L	26-45-11	18,472
41 Jan. 11 @	San Jose	2-2	T	16-21-4	17,190	83 Apr. 13	CALGARY	6-4	W	27-45-11	14,444
42 Jan. 12	HARTFORD	6-4	W	17-21-4	16,005	84 Apr. 14	EDMONTON	2-2	T	27-45-12	16,005

## KINGS 1994-95 SEASON IN REVIEW

**Record:** 16-23-9 (41 points)  
**Pacific Division Finish:** 4th

**General Manager:** Sam McMaster  
**Head Coach:** Barry Melrose (13-21-7)/  
 Rogie Vachon (3-2-2)  
**Captain:** Wayne Gretzky

SCORING										
PLAYER	GP	G	A	PTS	PIM	PLAYER	GP	G	A	PTS
Wayne Gretzky	48	11	37	48	6	Troy Crowder	29	1	2	3
Rick Tocchet	36	18	17	35	70	Mike Donnelly	9	1	1	2
Dan Quinn	44	14	17	31	32	Sean O'Donnell	15	0	2	2
Jari Kurri	38	10	19	29	24	Jeff Shevalier	1	1	0	1
Tony Granato	33	13	11	24	68	Philippe Boucher	6	1	0	1
Darryl Sydor	48	4	19	23	36	Matt Johnson	14	1	0	1
Marty McSorley	41	3	18	21	83	Arto Blomsten	4	0	1	1
John Druce	43	15	5	20	20	Charles Huddy	9	1	1	6
Randy Burridge	38	4	15	19	8	Pauli Jaks	1	0	0	0
Michel Petit	40	5	12	17	84	Eric Lavigne	1	0	0	0
Eric Lacroix	45	9	7	16	54	Robb Stauber	1	0	0	0
Pat Conacher	48	7	9	16	12	Dave Thominson	1	0	0	0
Robert Lang	36	4	8	12	4	Tim Watters	1	0	0	0
Rob Blake	24	4	7	11	38	Rob Brown	2	0	0	0
Kevin Todd	33	3	8	11	12	Jamie Storr	5	0	0	0
Gary Shuchuk	22	3	6	9	6	Warren Rychel	7	0	0	0
Rob Cowie	32	2	7	9	20	Grant Fuhr	14	0	0	0
Chris Snell	32	2	7	9	22	Denis Tsygurov	21	0	0	0
Alexei Zhitnik	11	2	5	7	27	Kelly Hrudey	35	0	0	0
Yanic Perreault	26	2	5	7	20	Team PIM				18
Kevin Brown	23	2	3	5	18	Team Totals	48	142	249	391
GOALTENDER										
PLAYER	GP	MIN	GA	SO	EN	SA	S%	AVG	W-L-OT	
Pauli Jaks	1	40	2	0	0	25	.920	3.00	0-0-0	
Kelly Hrudey	35	1,894	99	0	3	1,099	.910	3.14	14-13-5	
Jamie Storr	5	263	17	0	1	152	.888	3.88	1-3-1	
Kelly Fuhr	14	698	47	0	3	379	.876	4.04	1-7-3	
Robb Stauber	1	16	2	0	0	6	.667	7.50	0-0-0	
Empty Net Goals			7			7				
Team Totals	48	2,925	174	0	7	1,668	.896	3.57	16-23-9	

## RESULTS

1	Jan. 20	TORONTO	3-3	T	0-0-1	16,005	25	Mar. 16	ST. LOUIS	2-2	T	8-12-5	15,432
2	Jan. 22	EDMONTON	3-4	L	0-1-1	13,160	26	Mar. 18	TORONTO	3-5	L	8-13-5	16,005
3	Jan. 24	DALLAS	2-4	L	0-2-1	12,358	27	Mar. 20	ST. LOUIS	5-3	W	9-13-5	14,393
4	Jan. 26 @	St. Louis	1-3	L	0-3-1	20,282	28	Mar. 21 @	Anaheim	3-3	T	9-13-6	17,174
5	Jan. 28	WINNIPEG	4-2	W	1-3-1	15,115	29	Mar. 25	SAN JOSE	1-3	L	9-14-6	16,005
6	Jan. 29	CHICAGO	3-6	L	1-4-1	13,241	30	Mar. 26 @	San Jose	7-3	W	10-14-6	17,190
7	Feb. 4	DETROIT	4-3	W	2-4-1	16,005	31	Mar. 28 @	Calgary	5-3	W	11-14-6	19,647
8	Feb. 5	ANAHEIM	2-3	L	2-5-1	16,005	32	Mar. 29 @	Vancouver	2-5	L	11-15-6	13,861
9	Feb. 7 @	St. Louis	5-5	T	2-5-2	18,420	33	Apr. 1	WINNIPEG	7-7	T	11-15-7	16,005
10	Feb. 11 @	Toronto	5-2	W	3-5-2	15,746	34	Apr. 3	EDMONTON	7-2	W	12-15-7	16,005
11	Feb. 12 @	Detroit	4-4	T	3-5-3	19,875	35	Apr. 6	DALLAS	3-2	W	13-15-7	15,125
12	Feb. 15 @	Dallas	3-1	W	4-5-3	16,924	36	Apr. 7 @	Calgary	4-7	L	13-16-7	20,230
13	Feb. 17	SAN JOSE	0-2	L	4-6-3	16,005	37	Apr. 9 @	Anaheim	1-5	L	13-17-7	17,174
14	Feb. 18	VANCOUVER	2-6	L	4-7-3	16,005	38	Apr. 12	CALGARY	1-4	L	13-18-7	16,005
15	Feb. 20 @	Vancouver	2-8	L	4-8-3	13,423	39	Apr. 16 @	San Jose	0-2	L	13-19-7	17,190
16	Feb. 23	CALGARY	3-3	T	4-8-4	15,206	40	Apr. 17 @	Calgary	2-5	L	13-20-7	20,010
17	Feb. 25 @	Edmonton	4-3	W	5-8-4	16,945	41	Apr. 19 @	Edmonton	0-2	L	13-21-7	15,403
18	Feb. 28	CHICAGO	4-8	L	5-9-4	15,824	42	Apr. 21	EDMONTON	3-3	T	13-21-8	15,624
19	Mar. 4	VANCOUVER	4-5	L	5-10-4	16,005	43	Apr. 23	ANAHEIM	2-2	T	13-21-9	16,005
20	Mar. 6 @	Dallas	2-8	L	5-11-4	16,415	44	Apr. 25	DETROIT	5-1	W	14-21-9	16,005
21	Mar. 9 @	Chicago	4-3	W	6-11-4	21,356	45	Apr. 28 @	San Jose	0-4	L	14-22-9	17,190
22	Mar. 11 @	Winnipeg	4-2	W	7-11-4	15,255	46	Apr. 30	ANAHEIM	2-1	W	15-22-9	16,005
23	Mar. 13 @	Toronto	4-1	W	8-11-4	15,746	47	May 2 @	Winnipeg	2-1	W	16-22-9	15,562
24	Mar. 14 @	Detroit	2-5	L	8-12-4	19,875	48	May 3 @	Chicago	1-5	L	16-23-9	20,874

# KINGS 1995-96 SEASON IN REVIEW

**Record:** 24-40-18 (66 points)  
**Pacific Division Finish:** 6th

**General Manager:** Sam McMaster  
**Head Coach:** Larry Robinson  
**Captain:** Wayne Gretzky

## SCORING

PLAYER	GP	G	A	PTS	PIM	PLAYER	GP	G	A	PTS	PIM
Wayne Gretzky	62	15	66	81	32	Denis Tsygurov	18	1	5	6	22
Dimitri Khristich	76	27	37	64	44	Barry Potomski	33	3	2	5	104
Vitali Yachmenev	80	19	34	53	16	Steven Finn	50	3	2	5	102
Yanic Perreault	78	25	24	49	16	Ian Laperriere	10	2	3	5	15
Kevin Todd	74	16	27	43	38	Jan Vopat	11	1	4	5	4
Jari Kurri	57	17	23	40	37	Rob Blake	6	1	2	3	8
Rick Tocchet	44	13	23	36	117	Steve Larouche	7	1	2	3	4
Tony Granato	49	17	18	35	46	Shane Cloutier	11	1	2	3	37
Eric Lacroix	72	16	16	32	110	Jaroslav Modry	9	0	3	3	6
Marty McSorley	59	10	21	31	148	Patrice Tardif	15	1	1	2	37
Philippe Boucher	53	7	16	23	31	Kevin Brown	7	1	0	1	4
Robert Lang	68	6	16	22	10	Troy Crowder	15	1	0	1	42
John Druce	64	9	12	21	14	Doug Zmolek	16	1	0	1	22
John Slaney	31	6	11	17	10	Arto Blomsten	2	0	1	1	0
Gary Shuchuk	33	4	10	14	12	Michel Petit	9	0	1	1	27
Kevin Stevens	20	3	10	13	22	Mattias Norstrom	11	0	1	1	18
Darryl Sydor	58	1	11	12	34	Matt Johnson	1	0	0	0	5
Vladimir Tsyplakov	23	5	5	10	4	Ruslan Batyrshin	2	0	0	0	6
Rob Cowie	46	5	5	10	32	Dan Bylsma	4	0	0	0	0
Craig Johnson	11	5	4	9	6	Jamie Storr	5	0	0	0	0
Pat Conacher	35	5	2	7	18	Kelly Hrudey	36	0	0	0	4
Sean O'Donnell	71	2	5	7	127	Byron Dafeo	47	0	0	0	0
Aki Berg	51	4	7	7	29	Team PIM					18
Ray Ferraro	11	4	2	6	10						
Nathan LaFayette	12	2	4	6	6						

GOALTENDER	GP	MIN	GA	SO	EN	SA	S%	AVG	W-L-OT
Jamie Storr	5	262	12	0	0	147	.918	2.75	3-1-0
Kelly Hrudey	36	2,077	113	0	2	1,214	.907	3.26	7-15-0
Byron Dafeo	47	2,666	172	1	3	1,539	.888	3.87	14-24-8
Empty Net Goals			5			5			
<b>Team Totals</b>	<b>82</b>	<b>5,025</b>	<b>302</b>	<b>1</b>	<b>5</b>	<b>2,905</b>	<b>.896</b>	<b>3.61</b>	<b>24-40-18</b>

## RESULTS

1 Oct. 7	COLORADO	4-2	W	1-0-0	16,005	42 Jan. 8 @	Dallas	4-4	T	16-16-10	15,283
2 Oct. 10	CHICAGO	6-5 OT	W	2-0-0	12,202	43 Jan. 10 @	Toronto	4-5	L	16-17-10	15,746
3 Oct. 12	VANCOUVER	7-7	T	2-0-1	13,486	44 Jan. 12 @	Detroit	2-3	L	16-18-10	19,983
4 Oct. 15 @	Vancouver	3-3	T	2-0-2	19,024	45 Jan. 14 @	Chicago	2-5	L	16-19-10	21,850
5 Oct. 18	PHILADELPHIA	1-1	T	2-0-3	15,452	46 Jan. 16	CALGARY	5-5	T	16-19-11	12,235
6 Oct. 20 @	Washington	7-4	W	3-0-3	18,130	47 Jan. 22 @	NY Rangers	1-3	L	16-20-11	18,200
7 Oct. 21 @	Pittsburgh	3-2 OT	W	4-0-3	17,181	48 Jan. 23 @	New Jersey	1-3	L	16-21-11	19,040
8 Oct. 23 @	Montreal	3-6	L	4-1-3	16,811	49 Jan. 25 @	Hartford	2-8	L	16-22-11	13,757
9 Oct. 26 @	Ottawa	4-5	L	4-2-3	10,575	50 Jan. 27	ANAHEIM	5-4	W	17-22-11	15,629
10 Oct. 28 @	Toronto	2-2	T	4-2-4	15,746	51 Jan. 31	HARTFORD	4-6	L	17-23-11	11,775
11 Oct. 31	CALGARY	1-2	L	4-3-4	11,241	52 Feb. 1 @	San Jose	6-6	T	17-23-12	17,190
12 Nov. 2	NY RANGERS	5-3	W	5-3-4	14,358	53 Feb. 3 @	Calgary	1-2	L	17-24-12	18,923
13 Nov. 4	NEW JERSEY	2-4	L	5-4-4	15,540	54 Feb. 6	CHICAGO	2-5	L	17-25-12	13,832
14 Nov. 7 @	St. Louis	1-0	W	6-4-4	16,640	55 Feb. 8	TORONTO	4-3	W	18-25-12	12,159
15 Nov. 8 @	Dallas	3-3	T	6-4-5	16,713	56 Feb. 10	SAN JOSE	1-6	L	18-26-12	12,735
16 Nov. 11	PITTSBURGH	3-2	W	7-4-5	16,005	57 Feb. 13 @	Detroit	4-9	L	18-27-12	19,983
17 Nov. 13 @	Anaheim	4-2	W	8-4-5	17,174	58 Feb. 14 @	Buffalo	2-2	T	18-27-13	13,526
18 Nov. 14	DETROIT	5-6	L	8-5-5	14,154	59 Feb. 17	ANAHEIM	1-2 OT	L	18-28-13	16,005
19 Nov. 16	NY ISLANDERS	9-2	W	9-5-5	13,427	60 Feb. 19	BOSTON	3-3	T	18-28-14	13,714
20 Nov. 18	FLORIDA	3-2	W	10-5-5	13,446	61 Feb. 21 @	Edmonton	2-7	L	18-29-14	13,537
21 Nov. 21 @	Philadelphia	2-5	L	10-6-5	17,380	62 Feb. 23 @	Colorado	2-6	L	18-30-14	16,061
22 Nov. 22 @	NY Islanders	2-5	L	10-7-5	11,532	63 Feb. 24 @	St. Louis	2-2	T	18-30-15	20,141
23 Nov. 24	Boston	1-2	L	10-8-5	17,565	64 Feb. 26 @	Winnipeg	3-4	L	18-31-15	13,107
24 Nov. 26 @	Florida	1-5	L	10-9-5	14,703	65 Feb. 28	TAMPA BAY	1-5	L	18-32-15	11,405
25 Nov. 27 @	Tampa Bay	0-2	L	10-10-5	16,415	66 Mar. 2	MONTREAL	5-4	W	19-32-15	14,377
26 Nov. 30	WASHINGTON	3-2	W	11-10-5	12,305	67 Mar. 6	EDMONTON	3-2	W	20-32-15	11,401
27 Dec. 2	DALLAS	2-2	T	11-10-6	13,864	68 Mar. 8 @	Chicago	4-2	W	21-32-15	22,005
28 Dec. 6	WINNIPEG	6-3	W	12-10-6	12,105	69 Mar. 10 @	Anaheim	2-3	L	21-33-15	17,174
29 Dec. 9	ST. LOUIS	1-2	L	12-11-6	14,202	70 Mar. 13	BUFFALO	2-6	L	21-34-15	11,235
30 Dec. 11 @	Calgary	2-6	L	12-12-6	17,349	71 Mar. 16	EDMONTON	2-5	L	21-35-15	12,758
31 Dec. 13	OTTAWA	6-2	W	13-12-6	11,221	72 Mar. 18	ST. LOUIS	1-3	L	21-36-15	16,005
32 Dec. 16	TORONTO	3-6	L	13-13-6	14,363	73 Mar. 20	COLORADO	2-5	L	21-37-15	11,801
33 Dec. 20	VANCOUVER	2-2	T	13-13-7	13,175	74 Mar. 23	DALLAS	4-4	T	21-37-16	12,645
34 Dec. 22 @	San Jose	3-4	L	13-14-7	17,190	75 Mar. 25 @	Vancouver	1-4	L	21-38-16	18,422
35 Dec. 23	COLORADO	2-2	T	13-14-8	14,673	76 Mar. 27 @	Edmonton	3-3	T	21-38-17	11,888
36 Dec. 27	ANAHEIM	7-1	W	14-14-8	16,005	77 Mar. 29 @	Calgary	4-3	W	22-38-17	18,280
37 Dec. 29 @	Edmonton	4-5 OT	L	14-15-8	16,437	78 Apr. 3	DETROIT	2-2	T	22-38-18	14,663
38 Dec. 31 @	Anaheim	2-2	T	14-15-9	17,174	79 Apr. 6	VANCOUVER	2-4	L	22-39-18	13,864
39 Jan. 3	WINNIPEG	4-5	L	14-16-9	12,675	80 Apr. 10	SAN JOSE	6-2	W	23-39-18	12,862
40 Jan. 5 @	San Jose	5-2	W	15-16-9	17,190	81 Apr. 12 @	Winnipeg	3-5	L	23-40-18	15,567
41 Jan. 6	SAN JOSE	7-5	W	16-16-9	14,701	82 Apr. 14 @	Colorado	5-4 OT	W	24-40-18	16,061

# KINGS 1996-97 SEASON IN REVIEW

**Record:** 28-43-11 (67 points)  
**Pacific Division Finish:** 6th

**General Manager:** Sam McMaster  
**Head Coach:** Larry Robinson  
**Captain:** Rob Blake

## SCORING

PLAYER	GP	G	A	PTS	PIM	PLAYER	GP	G	A	PTS	PIM
Dimitri Khristich	75	19	37	56	38	Craig Johnson	31	4	3	7	26
Ray Ferraro	81	25	21	46	112	Brent Grieve	18	4	2	6	15
Ed Olczyk	67	21	23	44	45	Jaroslav Modry	30	3	3	6	25
Vladimir Tsyplakov	67	16	23	39	12	Barry Potomski	26	3	2	5	93
Kevin Stevens	69	14	20	34	96	Steven Finn	54	2	3	5	84
Vitali Yachmenev	65	10	22	32	10	Nathan LaFayette	15	1	3	4	8
Rob Blake	62	8	23	31	82	Matt Johnson	52	1	3	4	194
Kai Nurminen	67	16	11	27	22	Petr Klima	8	0	4	4	2
Yanic Perreault	41	11	14	25	20	Neal Broten	19	0	4	4	0
Philippe Boucher	60	7	18	25	25	Paul DiPietro	6	1	0	1	6
Ian Laperriere	62	8	15	23	102	Doug Zmolek	57	1	0	1	116
Mattias Norstrom	80	1	21	22	84	J.C. Bergeron	1	0	0	0	0
Sean O'Donnell	55	5	12	17	144	Chris Marinucci	1	0	0	0	0
Brad Smyth	44	8	8	16	74	Jason Morgan	3	0	0	0	0
John Slaney	32	3	11	14	4	Jamie Storr	5	0	0	0	0
Jeff Shevalier	22	4	9	13	6	Steve McKenna	9	0	0	0	37
Roman Vopat	29	4	5	9	60	Byron Dafeo	40	0	0	0	0
Jan Vopat	33	4	5	9	22	Stephane Fiset	44	0	0	0	2
Dan Bylsma	79	3	6	9	32	Team PIM					8
Glen Murray	11	5	3	8	8						
Aki Berg	41	2	6	8	24						

GOALTENDER	GP	MIN	GA	SO	EN	SA	S%	AVG	W-L-OT
Jamie Storr	5	265	11	0	1	147	.925	2.49	2-1-1
Byron Dafeo	40	2,162	112	0	4	1,178	.905	3.11	13-17-5
Stephane Fiset	44	2,482	132	4	4	1,410	.906	3.19	13-24-5
J.C. Bergeron	1	56	4	0	0	35	.886	4.29	0-1-0
Empty Net Goals			9			9			
<b>Team Totals</b>	<b>82</b>	<b>4,985</b>	<b>268</b>	<b>4</b>	<b>9</b>	<b>2,779</b>	<b>.904</b>	<b>3.23</b>	<b>28-43-11</b>

## RESULTS

1	Oct. 4	NY ISLANDERS	1-0	W	1-0-0	15,757	42	Jan. 9	BUFFALO	6-3	W	15-23-4	11,293
2	Oct. 6	SAN JOSE	6-7 OT	L	1-1-0	10,114	43	Jan. 11	ST. LOUIS	2-1	W	16-23-4	13,945
3	Oct. 9 @	Montreal	3-6	L	1-2-0	10,218	44	Jan. 14 @	Detroit	3-3	T	16-23-5	19,983
4	Oct. 10 @	Philadelphia	4-5 OT	L	1-3-0	18,110	45	Jan. 15 @	Toronto	3-2	W	17-23-5	15,726
5	Oct. 12 @	Washington	4-3	W	2-3-0	12,297	46	Jan. 21	NEW JERSEY	1-4	L	17-24-5	11,511
6	Oct. 15	PHILADELPHIA	3-2	W	3-3-0	10,505	47	Jan. 22 @	San Jose	2-7	L	17-25-5	17,422
7	Oct. 17	BOSTON	4-2	W	4-3-0	9,806	48	Jan. 25	ANAHEIM	2-2	T	17-25-6	16,005
8	Oct. 20 @	Chicago	1-2	L	4-4-0	16,794	49	Jan. 27 @	Dallas	2-7	L	17-26-6	15,306
9	Oct. 21 @	Detroit	0-3	L	4-5-0	19,849	50	Jan. 29 @	Colorado	3-6	L	17-27-6	16,061
10	Oct. 24	EDMONTON	2-8	L	4-6-0	10,195	51	Jan. 30	HARTFORD	5-3	W	18-27-6	11,036
11	Oct. 26	CALGARY	0-0	T	4-6-1	12,787	52	Feb. 2	CHICAGO	2-3	L	18-28-6	14,135
12	Oct. 29 @	Toronto	5-2	W	5-6-1	15,489	53	Feb. 3 @	Calgary	3-2	W	19-28-6	16,328
13	Oct. 30 @	Ottawa	2-2	T	5-6-2	13,053	54	Feb. 5 @	San Jose	2-3	L	19-29-6	17,442
14	Nov. 2 @	Hartford	3-2	W	6-6-2	13,425	55	Feb. 9 @	Dallas	1-2 OT	L	19-30-6	15,751
15	Nov. 4 @	Boston	4-4	T	6-6-3	13,291	56	Feb. 11 @	Colorado	1-3	L	19-31-6	16,061
16	Nov. 7	MONTREAL	4-1	W	7-6-3	10,273	57	Feb. 13	TORONTO	4-4	T	19-31-7	9,189
17	Nov. 8 @	Anaheim	4-7	L	7-7-3	17,174	58	Feb. 15	EDMONTON	2-2	T	19-31-8	12,027
18	Nov. 14	TORONTO	4-1	W	8-7-3	12,162	59	Feb. 17	DALLAS	1-2	L	19-32-8	11,854
19	Nov. 17 @	Chicago	4-2	W	9-7-3	18,584	60	Feb. 18 @	Phoenix	1-6	L	19-33-8	15,828
20	Nov. 19 @	Tampa Bay	0-3	L	9-8-3	16,456	61	Feb. 20	ANAHEIM	3-1	W	20-33-8	12,184
21	Nov. 20 @	Florida	1-4	L	9-9-3	14,703	62	Feb. 22	VANCOUVER	4-0	W	21-33-8	12,420
22	Nov. 23	DETROIT	0-6	L	9-10-3	16,005	63	Feb. 25	COLORADO	3-1	W	22-33-8	10,832
23	Nov. 27 @	Edmonton	5-1	W	10-10-3	14,039	64	Feb. 27	EDMONTON	6-3	W	23-33-8	12,115
24	Nov. 28 @	Calgary	0-2	L	10-11-3	15,367	65	Mar. 1 @	Vancouver	3-0	W	24-33-8	17,492
25	Nov. 30	CHICAGO	3-5	L	10-12-3	16,005	66	Mar. 4 @	Edmonton	1-4	L	24-34-8	14,671
26	Dec. 3 @	Phoenix	4-1	W	11-12-3	14,423	67	Mar. 6	NY RANGERS	2-6	L	24-35-8	16,005
27	Dec. 5	TAMPA BAY	1-2	L	11-13-3	11,610	68	Mar. 8	OTTAWA	3-1	W	25-35-8	12,086
28	Dec. 7	COLORADO	4-2	W	12-13-3	12,217	69	Mar. 10	DETROIT	3-3	T	25-35-9	10,663
29	Dec. 10	PITTSBURGH	3-5	L	12-14-3	11,558	70	Mar. 13	ST. LOUIS	2-4	L	25-36-9	9,597
30	Dec. 12	CALGARY	1-5	L	12-15-3	9,620	71	Mar. 15	CALGARY	2-5	L	25-37-9	15,135
31	Dec. 14	WASHINGTON	4-4	T	12-15-4	10,354	72	Mar. 19 @	Anaheim	2-6	L	25-38-9	17,174
32	Dec. 17 @	NY Islanders	3-4	L	12-16-4	9,824	73	Mar. 22	SAN JOSE	2-1	W	26-38-9	15,083
33	Dec. 18 @	NY Rangers	0-4	L	12-17-4	18,200	74	Mar. 24 @	Vancouver	2-2	T	26-38-10	15,076
34	Dec. 20 @	Buffalo	2-6	L	12-18-4	15,702	75	Mar. 27 @	St. Louis	1-2	L	26-39-10	16,453
35	Dec. 22 @	St. Louis	4-7	L	12-19-4	14,813	76	Mar. 29 @	Pittsburgh	1-4	L	26-40-10	17,135
36	Dec. 26	PHOENIX	5-2	W	13-19-4	12,560	77	Mar. 30 @	New Jersey	2-5	L	26-41-10	15,099
37	Dec. 28	COLORADO	2-5	L	13-20-4	13,388	78	Apr. 3	PHOENIX	4-5	L	26-42-10	13,111
38	Dec. 30 @	Edmonton	1-2	L	13-21-4	15,954	79	Apr. 5	DALLAS	3-3	T	26-42-11	11,509
39	Jan. 2 @	Vancouver	3-4	L	13-22-4	16,125	80	Apr. 9 @	ANAHEIM	1-4	L	26-43-11	17,174
40	Jan. 4	FLORIDA	0-5	L	13-23-4	12,227	81	Apr. 12	SAN JOSE	4-1	W	27-43-11	15,764
41	Jan. 7	VANCOUVER	6-2	W	14-23-4	9,548	82	Apr. 13 @	Colorado	4-2	W	28-43-11	16,061

## KINGS 1997-98 SEASON IN REVIEW

**Record:** 38-33-11 (87 points)  
**Pacific Division Finish:** 2nd

**General Manager:** Dave Taylor  
**Head Coach:** Larry Robinson  
**Captain:** Rob Blake

## SCORING

PLAYER	GP	G	A	PTS	PIM	PLAYER	GP	G	A	PTS	PIM
Jozef Stumpel	77	21	58	79	53	Steve McKenna	62	4	4	8	150
Glen Murray	81	29	31	60	54	Doug Zmolek	46	0	8	8	111
Vladimir Tsybakov	73	18	34	52	18	Aki Berg	72	0	8	8	61
Rob Blake	81	23	27	50	94	Donald MacLean	22	5	2	7	4
Yanic Perreault	79	28	20	48	32	Matt Johnson	66	2	4	6	249
Luc Robitaille	57	16	24	40	66	Jan Vopat	21	1	5	6	10
Craig Johnson	74	17	21	38	42	Brad Smyth	9	1	3	4	4
Garry Galley	74	9	28	37	63	Roman Vopat	25	0	3	3	55
Sandy Moger	62	11	13	24	70	Jason Morgan	11	1	0	1	4
Ian Laperriere	77	6	15	21	131	Vitali Yachmenev	4	0	1	1	4
Russ Courtnall	58	12	6	18	27	Stephane Fiset	60	0	1	1	8
Sean O'Donnell	80	2	15	17	179	Olli Jokinen	8	0	0	0	6
Philippe Boucher	45	6	10	16	49	Frederic Chabot	12	0	0	0	0
Ray Ferraro	40	6	9	15	42	Jamie Storr	17	0	0	0	0
Mattias Norstrom	73	1	12	13	90	Team PIM					22
Dan Bylsma	65	3	9	12	33	<b>Team Totals</b>	<b>82</b>	<b>227</b>	<b>374</b>	<b>601</b>	<b>1,763</b>
Nathan LaFayette	34	5	3	8	32						

GOALTENDER	GP	MIN	GA	SO	EN	SA	S%	AVG	W-L-OT
Jamie Storr	17	920	34	2	0	482	.929	2.22	9-5-1
Stephane Fiset	60	3,497	158	2	4	1,728	.909	2.71	26-25-8
Frederic Chabot	12	554	29	0	0	267	.891	3.14	3-3-2
Empty Net Goals			4			4			
<b>Team Totals</b>	<b>82</b>	<b>4,990</b>	<b>225</b>	<b>4</b>	<b>4</b>	<b>2,481</b>	<b>.909</b>	<b>2.71</b>	<b>38-33-11</b>

## RESULTS

1 Oct. 1 @ Pittsburgh	3-3	T	0-0-1	14,879	42 Jan. 5 @ Vancouver	2-3	L	17-18-7	14,549
2 Oct. 2 @ Boston	5-6	L	0-1-1	12,946	43 Jan. 8 @ BUFFALO	2-2	T	17-18-8	10,364
3 Oct. 5 @ NY Rangers	2-2	T	0-1-2	18,200	44 Jan. 10 @ EDMONTON	3-4	L	17-19-8	16,005
4 Oct. 7 @ Carolina	3-3	T	0-1-3	6,083	45 Jan. 12 @ ANAHEIM	3-2 OT	W	18-19-8	16,005
5 Oct. 9 @ St. Louis	2-3 OT	L	0-2-3	12,563	46 Jan. 14 @ San Jose	4-2	W	19-19-8	17,066
6 Oct. 12 @ OTTAWA	7-4	W	1-2-3	16,005	47 Jan. 20 @ CALGARY	4-3	W	20-19-8	10,367
7 Oct. 15 @ BOSTON	3-5	L	1-3-3	10,268	48 Jan. 22 @ FLORIDA	3-1	W	21-19-8	12,920
8 Oct. 17 @ PHILADELPHIA	5-1	W	2-3-3	15,771	49 Jan. 24 @ Anaheim	3-3	T	21-19-9	17,174
9 Oct. 19 @ EDMONTON	2-3 OT	L	2-4-3	11,279	50 Jan. 29 @ CALGARY	5-3	W	22-19-9	9,586
10 Oct. 21 @ NY ISLANDERS	3-2	W	3-4-3	9,222	51 Jan. 31 @ CHICAGO	3-0	W	23-19-9	16,005
11 Oct. 23 @ DETROIT	1-4	L	3-5-3	12,120	52 Feb. 2 @ Edmonton	0-1	L	23-20-9	14,403
12 Oct. 26 @ Tampa Bay	3-1	W	4-5-3	13,044	53 Feb. 3 @ Calgary	6-3	W	24-20-9	15,815
13 Oct. 28 @ Florida	2-2	T	4-5-4	14,703	54 Feb. 5 @ NY RANGERS	3-1	W	25-20-9	16,005
14 Oct. 31 @ Detroit	5-1	W	5-5-4	19,983	55 Feb. 7 @ Anaheim	5-2	W	26-20-9	17,174
15 Nov. 1 @ NY Islanders	2-4	L	5-6-4	11,276	56 Feb. 25 @ Detroit	1-1	T	26-20-10	19,983
16 Nov. 4 @ New Jersey	3-0	W	6-6-4	16,512	57 Feb. 26 @ Chicago	7-4	W	27-20-10	18,226
17 Nov. 6 @ TAMPA BAY	5-2	W	7-6-4	10,761	58 Feb. 28 @ ST. LOUIS	2-5	L	27-21-10	16,005
18 Nov. 8 @ MONTREAL	1-4	L	7-7-4	16,005	59 Mar. 2 @ VANCOUVER	2-2	T	27-21-11	12,385
19 Nov. 11 @ VANCOUVER	8-2	W	8-7-4	9,541	60 Mar. 5 @ CAROLINA	1-2	L	27-22-11	10,541
20 Nov. 13 @ SAN JOSE	6-3	W	9-7-4	9,629	61 Mar. 7 @ DETROIT	2-1	W	28-22-11	15,718
21 Nov. 15 @ DALLAS	1-5	L	9-8-4	13,492	62 Mar. 9 @ ANAHEIM	4-3 OT	W	29-22-11	12,671
22 Nov. 20 @ CHICAGO	4-3	W	10-8-4	10,303	63 Mar. 10 @ Phoenix	4-3	W	30-22-11	16,210
23 Nov. 23 @ Colorado	2-1 OT	W	11-8-4	16,061	64 Mar. 12 @ TORONTO	1-2	L	30-23-11	10,298
24 Nov. 26 @ Dallas	1-4	L	11-9-4	16,103	65 Mar. 14 @ COLORADO	5-2	W	31-23-11	15,867
25 Nov. 27 @ St. Louis	2-2	T	11-9-5	17,499	66 Mar. 16 @ San Jose	1-2	L	31-24-11	17,013
26 Nov. 29 @ NEW JERSEY	4-1	W	12-9-5	16,005	67 Mar. 17 @ DALLAS	3-4	L	31-25-11	10,047
27 Dec. 3 @ Montreal	0-2	L	12-10-5	19,722	68 Mar. 21 @ PHOENIX	3-2	W	32-25-11	14,687
28 Dec. 4 @ Ottawa	2-3	L	12-11-5	14,108	69 Mar. 24 @ San Jose	4-3	W	33-25-11	17,483
29 Dec. 6 @ Toronto	2-7	L	12-12-5	15,726	70 Mar. 26 @ SAN JOSE	2-5	L	33-26-11	12,820
30 Dec. 9 @ PITTSBURGH	1-2	L	12-13-5	12,055	71 Mar. 28 @ Calgary	2-5	L	33-27-11	16,998
31 Dec. 13 @ WASHINGTON	2-2	T	12-13-6	12,940	72 Mar. 30 @ Toronto	3-2	W	34-27-11	15,726
32 Dec. 15 @ Vancouver	0-7	L	12-14-6	15,401	73 Apr. 1 @ Buffalo	0-4	L	34-28-11	15,444
33 Dec. 18 @ TORONTO	5-2	W	13-14-6	9,803	74 Apr. 2 @ Philadelphia	0-3	L	34-29-11	19,612
34 Dec. 20 @ Calgary	4-1	W	14-14-6	15,873	75 Apr. 4 @ Washington	2-3	L	34-30-11	15,522
35 Dec. 22 @ Chicago	1-0	W	15-14-6	18,095	76 Apr. 6 @ Colorado	3-1	W	35-30-11	16,061
36 Dec. 23 @ Colorado	1-5	L	15-15-6	16,061	77 Apr. 9 @ EDMONTON	0-4	L	35-31-11	14,450
37 Dec. 27 @ PHOENIX	2-4	L	15-16-6	16,005	78 Apr. 11 @ COLORADO	4-3	W	36-31-11	16,005
38 Dec. 29 @ VANCOUVER	5-2	W	16-16-6	13,137	79 Apr. 13 @ CALGARY	4-2	W	37-31-11	12,049
39 Dec. 31 @ Dallas	2-2	T	16-16-7	16,928	80 Apr. 15 @ Vancouver	2-0	W	38-31-11	15,239
40 Jan. 1 @ Phoenix	0-4	L	16-17-7	16,210	81 Apr. 16 @ ST. LOUIS	3-7	L	38-32-11	12,646
41 Jan. 4 @ Edmonton	3-2	W	17-17-7	16,266	82 Apr. 18 @ ANAHEIM	1-4	L	38-33-11	16,005

## KINGS 1998-99 SEASON IN REVIEW

**Record:** 32-45-5 (69 points)  
**Pacific Division Finish:** 5th

**General Manager:** Dave Taylor  
**Head Coach:** Larry Robinson  
**Captain:** Rob Blake

## SCORING

PLAYER	GP	G	A	PTS	PIM	PLAYER	GP	G	A	PTS	PIM
Luc Robitaille	82	39	35	74	54	Josh Green	27	1	3	4	8
Donald Audette	49	18	18	36	51	Mark Visheau	28	1	3	4	107
Rob Blake	62	12	23	35	128	Matt Johnson	49	2	1	3	131
Jozef Stumpel	64	13	21	34	10	Dave Babych	8	0	2	2	2
Glen Murray	61	16	15	31	36	Jason Blake	1	1	0	1	0
Ray Ferraro	65	13	18	31	59	Jan Nemecek	6	1	0	1	4
Yanic Perreault	64	10	17	27	30	Steve McKenna	20	1	0	1	36
Vladimir Tsybakov	69	11	12	23	32	Jaroslav Modry	5	0	1	1	0
Steve Duchesne	60	4	19	23	22	Sean Pronger	13	0	1	1	4
Olli Jokinen	66	9	12	21	44	Manny Legace	17	0	1	1	0
Craig Johnson	69	7	12	19	32	Eric Lacroix	27	0	1	1	12
Russ Courtnall	57	6	13	19	19	Jamie Storr	28	0	1	1	6
Pavel Rosa	29	4	12	16	6	Brandon Convery	3	0	0	0	4
Garry Galley	60	4	12	16	30	Roman Vopat	3	0	0	0	6
Doug Bodger	65	3	11	14	34	Ryan Bach	3	0	0	0	6
Sean O'Donnell	82	1	13	14	186	Jason Podollan	6	0	0	0	5
Ian Laperriere	72	3	10	13	138	Dan Bylsma	8	0	0	0	2
Philippe Boucher	45	2	6	8	32	Stephane Fiset	42	0	0	0	2
Mattias Norstrom	78	2	5	7	36	Team PIM					14
Sandy Moger	42	3	2	5	26	<b>Team Totals</b>	<b>82</b>	<b>189</b>	<b>302</b>	<b>491</b>	<b>1,383</b>
Nathan LaFayette	33	2	2	4	35						

GOALTENDER	GP	MIN	GA	SO	EN	SA	S%	AVG	W-L-OT
Jamie Storr	28	1,525	61	4	3	724	.916	2.40	12-12-2
Stephane Fiset	42	2,403	104	3	2	1,217	.915	2.60	18-21-1
Manny Legace	17	899	39	0	5	439	.911	2.60	2-9-2
Ryan Bach	3	108	8	0	0	66	.879	4.44	0-3-0
Empty Net Goals			10			10			
<b>Team Totals</b>	<b>82</b>	<b>4,960</b>	<b>222</b>	<b>7</b>	<b>10</b>	<b>2,456</b>	<b>.910</b>	<b>2.69</b>	<b>32-45-5</b>

## RESULTS

1 Oct. 10 @ Edmonton	2-1	W	1-0-0	17,100	42 Jan. 14 @ CALGARY	3-0	W	16-22-4	10,334
2 Oct. 12 @ Vancouver	2-4	L	1-1-0	16,071	43 Jan. 16 @ PITTSBURGH	1-5	L	16-23-4	16,005
3 Oct. 16 @ BOSTON	2-1 OT	W	2-1-0	16,005	44 Jan. 19 @ COLORADO	4-5	L	16-24-4	9,692
4 Oct. 18 @ COLORADO	5-5	T	2-1-1	11,294	45 Jan. 21 @ NEW JERSEY	2-3	L	16-25-4	11,267
5 Oct. 21 @ Florida	1-1	T	2-1-2	17,367	46 Jan. 27 @ Dallas	2-3	L	16-26-4	16,928
6 Oct. 23 @ Tampa Bay	2-3	L	2-2-2	8,708	47 Jan. 29 @ Washington	6-3	W	17-26-4	18,965
7 Oct. 25 @ Carolina	3-2	W	3-2-2	5,569	48 Jan. 30 @ Buffalo	1-4	L	17-27-4	18,595
8 Oct. 27 @ NY Islanders	0-1	L	3-3-2	9,084	49 Feb. 1 @ Philadelphia	2-4	L	17-28-4	19,553
9 Oct. 28 @ New Jersey	4-0	W	4-3-2	15,008	50 Feb. 4 @ CHICAGO	3-2	W	18-28-4	11,737
10 Oct. 30 @ TAMPA BAY	0-3	L	4-4-2	10,968	51 Feb. 6 @ SAN JOSE	2-0	W	19-28-4	13,434
11 Nov. 1 @ PHOENIX	0-3	L	4-5-2	12,073	52 Feb. 20 @ Phoenix	0-3	L	19-29-4	14,377
12 Nov. 5 @ ST. LOUIS	2-2	T	4-5-3	10,496	53 Feb. 11 @ PHILADELPHIA	4-3	W	20-29-4	13,878
13 Nov. 7 @ DALLAS	3-4	L	4-6-3	13,329	54 Feb. 13 @ DALLAS	2-3	L	20-30-4	12,702
14 Nov. 9 @ Vancouver	4-3	W	5-6-3	13,906	55 Feb. 15 @ ANAHEIM	1-3	L	20-31-4	14,664
15 Nov. 10 @ Calgary	4-5 OT	L	5-7-3	15,247	56 Feb. 18 @ EDMONTON	3-2	W	21-31-4	11,287
16 Nov. 12 @ NASHVILLE	1-3	L	5-8-3	9,956	57 Feb. 20 @ Calgary	2-2	T	21-31-5	16,758
17 Nov. 14 @ CAROLINA	3-5	L	5-9-3	10,990	58 Feb. 22 @ St. Louis	1-5	L	21-32-5	16,182
18 Nov. 16 @ Anaheim	1-3	L	5-10-3	16,067	59 Feb. 24 @ Detroit	3-2 OT	W	22-32-5	19,983
19 Nov. 18 @ San Jose	4-5	L	5-11-3	16,703	60 Feb. 26 @ Chicago	2-1	W	22-32-5	18,364
20 Nov. 19 @ NY RANGERS	1-5	L	5-12-3	16,005	61 Feb. 28 @ Dallas	0-1	L	23-33-5	16,928
21 Nov. 21 @ CHICAGO	5-0	W	6-12-3	12,011	62 Mar. 3 @ Anaheim	1-2	L	23-34-5	17,174
22 Nov. 28 @ PHOENIX	0-4	L	6-13-3	13,008	63 Mar. 4 @ NASHVILLE	3-4	L	23-35-5	9,686
23 Nov. 30 @ Montreal	1-3	L	6-14-3	20,415	64 Mar. 6 @ CALGARY	1-4	L	23-36-5	14,451
24 Dec. 2 @ Toronto	1-3	L	6-15-3	15,726	65 Mar. 9 @ DETROIT	4-2	W	24-36-5	13,741

# KINGS 1999-2000 SEASON IN REVIEW

**Record:** 39-27-12-4 (94 points)  
**Pacific Division Finish:** 2nd

**General Manager:** Dave Taylor  
**Head Coach:** Andy Murray  
**Captain:** Rob Blake

SCORING										
PLAYER	GP	G	A	PTS	PIM	PLAYER	GP	G	A	PTS
Luc Robitaille	71	36	38	74	68	Bob Corkum	45	5	6	11
Ziggy Palffy	64	27	39	66	32	Jaroslav Modry	26	5	4	9
Glen Murray	78	29	33	62	60	Dan Bylsma	64	3	6	9
Jozef Stumpel	57	17	41	58	10	Frantisek Kaberle	37	0	9	9
Rob Blake	77	18	39	57	112	Steve McKenna	46	0	5	5
Bryan Smolinski	79	20	36	56	48	Kelly Buchberger	13	2	1	3
Donald Audette	49	12	20	32	45	Nelson Emerson	5	1	1	2
Garry Galley	70	9	21	30	52	Stephane Fiset	47	0	2	2
Craig Johnson	76	9	14	23	28	Jason Podollan	1	0	1	1
Jason Blake	64	5	18	23	26	Jamie Storr	42	0	1	1
Ian Laperriere	79	9	13	22	185	Philippe Boucher	1	0	0	0
Marko Tuomainen	63	9	8	17	80	Bill Huard	1	0	0	0
Jere Karalahti	48	6	10	16	18	Jan Nemecek	1	0	0	0
Aki Berg	70	3	13	16	45	Steven Reinprecht	1	0	0	0
Sean O'Donnell	80	2	12	14	114	Pavel Rosa	3	0	0	0
Mattias Norstrom	82	1	13	14	66	Marcel Cousineau	5	0	0	0
Vladimir Tsyplakov	29	6	7	13	4	Team PIM				4
Len Barrie	46	5	8	13	56	Team Totals	82	245	425	670
Brad Chartrand	50	6	6	12	17					1,313
GOALTENDER										
PLAYER	GP	G	A	PTS	PIM	PLAYER	GP	G	A	PTS
Marcel Cousineau	5	171	6	0	0	SA	64	.906	2.11	1-1-0
Jamie Storr	42	2,206	93	1	5	S%	1,008	.908	2.53	18-15-5
Stephane Fiset	47	2,592	119	1	5	AVG	1,208	.901	2.75	20-15-7
Empty Net Goals			10			W-L-OT				
Team Totals	82	4,997	228	2	10		2,290	.900	2.74	39-27-12-4

## RESULTS

1	Oct. 2 @	Nashville	2-0	W	1-0-0-0	17,113	42	Jan. 13	ST. LOUIS	2-3	L	18-15-7-2	16,278
2	Oct. 4 @	St. Louis	3-2	W	2-0-0-0	13,571	43	Jan. 15 @	San Jose	2-3 OT	L	18-15-7-3	17,483
3	Oct. 6 @	Florida	2-4	L	2-1-0-0	13,751	44	Jan. 18	BUFFALO	5-3	W	19-15-7-3	14,458
4	Oct. 7 @	Tampa Bay	5-2	W	3-1-0-0	10,614	45	Jan. 20	DALLAS	2-5	L	19-16-7-3	14,369
5	Oct. 9 @	Washington	2-2	T	3-1-1-0	17,155	46	Jan. 23	COLORADO	3-2	W	20-16-7-3	18,118
6	Oct. 15 @	Calgary	4-1	W	4-1-1-0	12,866	47	Jan. 26 @	Dallas	1-3	L	20-17-7-3	13,171
7	Oct. 16 @	Edmonton	4-5	L	4-2-1-0	16,094	48	Jan. 27 @	Nashville	6-2	W	21-17-7-3	16,062
8	*Oct. 20	BOSTON	2-2	T	4-2-2-0	18,118	49	Jan. 29 @	Toronto	2-3	L	21-18-7-3	19,217
9	Oct. 22	PHOENIX	3-6	L	4-3-2-0	16,752	50	Jan. 31	NY ISLANDERS	5-2	W	22-18-7-3	14,913
10	Oct. 24	SAN JOSE	4-3	W	5-3-2-0	15,270	51	Feb. 3	DETROIT	6-3	W	23-18-7-3	18,118
11	Oct. 26	WASHINGTON	5-2	W	6-3-2-0	13,169	52	Feb. 8	ANAHEIM	3-5	L	23-19-7-3	18,118
12	Oct. 28	PITTSBURGH	5-3	W	7-3-2-0	14,779	53	Feb. 9 @	Phoenix	5-2	W	24-19-7-3	14,029
13	Oct. 30 @	Chicago	3-1	W	8-3-2-0	14,694	54	Feb. 11	DALLAS	3-2	W	25-19-7-3	18,118
14	Nov. 2 @	Pittsburgh	5-4	W	9-3-2-0	14,272	55	Feb. 14	CALGARY	4-3 OT	W	26-19-7-3	14,455
15	Nov. 3 @	Detroit	1-1	T	9-3-3-0	19,983	56	Feb. 16 @	Chicago	4-1	W	27-19-7-3	13,817
16	Nov. 6	PHILADELPHIA	3-5	L	9-4-3-0	18,118	57	Feb. 18 @	Detroit	3-2	W	28-19-7-3	19,983
17	Nov. 9	EDMONTON	1-1	T	9-4-4-0	13,282	58	Feb. 19 @	Buffalo	1-4	L	28-20-7-3	18,690
18	Nov. 11	COLORADO	5-2	W	10-4-4-0	14,323	59	Feb. 21 @	Edmonton	3-6	L	28-21-7-3	14,615
19	Nov. 14 @	Phoenix	3-2	W	11-4-4-0	13,171	60	Feb. 23 @	Calgary	7-2	W	29-21-7-3	14,665
20	Nov. 16	CHICAGO	3-2	W	12-4-4-0	12,980	61	Feb. 25 @	Vancouver	5-2	W	30-21-7-3	15,006
21	Nov. 18	PHOENIX	2-3	L	12-5-4-0	13,406	62	Feb. 26 @	San Jose	3-6	L	30-22-7-3	17,483
22	Nov. 20	MONTREAL	3-5	L	12-6-4-0	18,118	63	Feb. 29	VANCOUVER	1-1	T	30-22-8-3	15,666
23	Nov. 23 @	Colorado	6-2	W	13-6-4-0	18,004	64	Mar. 2	CAROLINA	2-5	L	30-23-8-3	15,424
24	Nov. 24 @	Dallas	2-3 OT	L	13-6-4-1	17,001	65	Mar. 4	NASHVILLE	3-2 OT	W	31-23-8-3	18,118
25	Nov. 27	SAN JOSE	4-1	W	14-6-4-1	18,118	66	Mar. 7	DETROIT	1-3	L	31-24-8-3	18,118
26	Dec. 3 @	Anaheim	1-1	T	14-6-5-1	17,174	67	Mar. 9	NY RANGERS	3-1	W	32-24-8-3	18,118
27	Dec. 4	TAMPA BAY	3-3	T	14-6-6-1	17,407	68	Mar. 11	CALGARY	3-1	W	33-24-8-3	18,118
28	Dec. 8	ATLANTA	4-0	W	15-6-6-1	15,210	69	Mar. 13	VANCOUVER	3-2 OT	W	34-24-8-3	17,309
29	Dec. 10 @	Detroit	1-3	L	15-7-6-1	19,983	70	Mar. 15 @	Anaheim	2-2	T	34-24-9-3	17,174
30	Dec. 11 @	Montreal	4-2	W	16-7-6-1	19,250	71	Mar. 17	ST. LOUIS	0-4	L	34-25-9-3	18,118
31	Dec. 14 @	New Jersey	1-7	L	16-8-6-1	10,807	72	Mar. 19	NASHVILLE	1-2 OT	L	34-25-9-4	17,920
32	Dec. 15 @	NY Rangers	3-8	L	16-9-6-1	18,200	73	Mar. 21	ANAHEIM	2-5	L	34-26-9-4	17,494
33	Dec. 18	CHICAGO	4-8	L	16-10-6-1	18,118	74	Mar. 23 @	Philadelphia	3-2 OT	W	35-26-9-4	19,695
34	Dec. 22 @	San Jose	1-2	L	16-11-6-1	17,483	75	Mar. 25 @	Boston	4-4	T	35-26-10-4	17,565
35	Dec. 26	PHOENIX	2-3 OT	L	16-11-6-2	18,118	76	Mar. 26 @	Atlanta	4-1	W	36-26-10-4	15,857
36	Dec. 29 @	Colorado	2-4	L	16-12-6-2	18,007	77	Mar. 29	SAN JOSE	1-1	T	36-26-11-4	18,118
37	Dec. 30	EDMONTON	8-2	W	17-12-6-2	18,118	78	Apr. 1	ANAHEIM	2-1	W	37-27-11-4	18,118
38	Jan. 3 @	Dallas	1-4	L	17-13-6-2	17,001	79	Apr. 3 @	Phoenix	1-2	L	37-27-11-4	14,378
39	Jan. 4 @	St. Louis	2-2	T	17-13-7-2	16,302	80	Apr. 5 @	Vancouver	1-1	T	37-27-12-4	17,257
40	Jan. 6	FLORIDA	4-2	W	18-13-7-2	14,114	81	Apr. 7	DALLAS	3-2	W	38-27-12-4	18,118
41	Jan. 11	OTTAWA	3-4	L	18-14-7-2	14,224	82	Apr. 9 @	ANAHEIM	4-3 OT	W	39-27-12-4	17,174

\* First game at STAPLES Center

# KINGS 2000-01 SEASON IN REVIEW

**Record:** 38-28-13-3 (92 points)  
**Pacific Division Finish:** 3rd

**General Manager:** Dave Taylor  
**Head Coach:** Andy Murray  
**Captain:** Rob Blake

SCORING											
PLAYER	GP	G	A	PTS	PIM	PLAYER	GP	G	A	PTS	PIM
Ziggy Palffy	73	38	51	89	20	Stu Grimson	72	3	2	5	235
Luc Robitaille	82	37	51	88	66	Aaron Miller	13	0	5	5	14
Bryan Smolinski	78	27	32	59	40	Scott Thomas	24	3	1	4	9
Jozef Stumpel	63	16	39	55	14	Tomas Vlasak	10	1	3	4	2
Mathieu Schneider	73	16	35	51	56	Jason Blake	17	1	3	4	10
Rob Blake	54	17	32	49	69	Aki Berg	47	0	4	4	43
Glen Murray	64	18	21	39	32	Felix Potvin	23	0	3	3	2
Lubomir Visnovsky	81	7	32	39	36	Brad Chartrand	4	1	0	1	2
Steven Reinprecht	59	12	17	29	12	Steve Kelly	11	1	0	1	4
Nelson Emerson	78	11	11	22	54	Marko Tuomainen	11	0	1	1	4
Eric Belanger	62	9	12	21	16	Travis Scott	1	0	0	0	0
Kelly Buchberger	82	6	14	20	75	Rich Brennan	2	0	0	0	0
Jaroslav Modry	63	4	15	19	48	Andreas Lilja	2	0	0	0	4
Ian Laperriere	79	8	10	18	141	Steve Passmore	6	0	0	0	0
Mattias Norstrom	82	0	18	18	60	Stephane Fiset	7	0	0	0	2
Bob Corkum	58	4	6	10	18	Adam Mair	10	0	0	0	6
Craig Johnson	26	4	5	9	16	Jamie Storr	45	0	0	0	4
Jere Karalahti	56	2	7	9	38	Team PIM					20
Adam Deadmarsh	18	4	2	6	4	Team Totals	82	252	436	688	1,196
Philippe Boucher	22	2	4	6	20						
GOALTENDER											
PLAYER	GP	MIN	GA	SO	EN	SA	S%	AVG	W-L-OT		
Felix Potvin	23	1,410	46	5	0	571	.919	1.96	13-5-5		
Jamie Storr	45	2,498	114	4	7	1,131	.899	2.74	19-18-6		
Steve Passmore	14	718	37	1	2	310	.881	3.09	3-8-1		
Stephane Fiset	7	318	19	0	0	129	.853	3.58	3-0-1		
Travis Scott	1	25	3	0	0	10	.700	7.20	0-0-0		
Empty Net Goals			9			9					
Team Totals	82	4,995	228	10	9	2,160	.894	2.74	38-28-13-3		

## RESULTS

1	Oct. 6 @	Washington	4-1	W	1-0-0-0	18,082	42	Jan. 6	CALGARY	5-0	W	18-16-7-1	18,118
2	Oct. 7 @	Buffalo	3-5	L	1-1-0-0	14,325	43	Jan. 11	BUFFALO	3-2	W	19-16-7-1	15,496
3	Oct. 9 @	Columbus	7-1	W	2-1-0-0	18,136	44	Jan. 13	ST. LOUIS	2-4	L	19-17-7-1	18,460
4	Oct. 11	ST. LOUIS	4-4	T	2-1-1-0	18,118	45	Jan. 16 @	Ottawa	7-6 OT	W	20-17-7-1	18,264
5	Oct. 13	BOSTON	5-0	W	3-1-1-0	14,352	46	Jan. 17 @	Toronto	2-1	W	21-17-7-1	19,266
6	Oct. 15	PHOENIX	5-6	L	3-2-1-0	14,457	47	Jan. 20 @	Carolina	6-3	W	22-17-7-1	13,009
7	Oct. 17 @	Nashville	1-1	T	3-2-2-0	13,594	48	Jan. 22 @	Philadelphia	0-3	L	22-18-7-1	19,578
8	Oct. 19 @	St. Louis	1-7	L	3-3-2-0	18,906	49	Jan. 25	CALGARY	0-3	L	22-19-7-1	13,616
9	Oct. 21 @	Dallas	3-4	L	3-4-2-0	17,001	50	Jan. 27	MINNESOTA	1-4	L	22-20-7-1	18,118
10	Oct. 23 @	Anaheim	5-4 OT	W	4-4-2-0	14,098	51	Jan. 30	DALLAS	8-0	W	23-20-7-1	15,146
11	Oct. 25	ANAHEIM	6-2	W	5-4-2-0	18,118	52	Feb. 1	NASHVILLE	4-6	L	23-21-7-1	12,639
12	Oct. 28 @	Phoenix	1-3	L	5-5-2-0	14,113	53	Feb. 6	CHICAGO	3-3	T	23-21-8-1	13,527
13	Oct. 31 @	Columbus	1-4	L	5-6-2-0	15,025	54	Feb. 8	CAROLINA	4-2	W	24-21-8-1	13,884
14	Nov. 2 @	Atlanta	5-2	W	6-6-2-0	13,255	55	Feb. 10	WASHINGTON	3-4	L	24-22-8-1	18,118
15	Nov. 4 @	New Jersey	2-1	W	7-6-2-0	13,704	56	Feb. 12	EDMONTON	3-6	L	24-23-8-1	14,059
16	Nov. 5 @	NY Islanders	4-1	W	8-6-2-0	10,281	57	Feb. 14 @	Dallas	2-4	L	24-24-8-1	17,001
17	Nov. 7	PHOENIX	3-3	T	8-6-3-0	13,557	58	Feb. 16 @	Minnesota	4-0	W	25-24-8-1	18,568
18	Nov. 9	VANCOUVER	2-0	W	9-6-3-0	13,045	59	Feb. 18 @	Chicago	0-3	L	25-25-8-1	16,054
19	Nov. 11	DETROIT	2-2	T	9-6-4-0	18,360	60	Feb. 20 @	Edmonton	0-5	L	25-26-8-1	16,349
20	Nov. 16	NY ISLANDERS	5-1	W	10-6-4-0	14,744	61	Feb. 22 @	Calgary	2-0	W	26-26-8-1	16,830
21	Nov. 18	COLORADO	6-4	W	11-6-4-0	18,118	62	Feb. 24	COLUMBUS	3-1	W	27-26-8-1	18,118
22	Nov. 23	NEW JERSEY	1-6	L	11-7-4-0	13,451	63	Feb. 27 @	Nashville	2-1	W	28-26-8-1	16,337
23	Nov. 25 @	Pittsburgh	2-2	T	11-7-5-0	16,958	64	Mar. 1	Chicago	2-2	T	28-26-9-1	12,936
24	Nov. 26 @	Boston	4-4	T	11-7-6-0	13,108	65	Mar. 3	DETROIT	6-3	W	29-26-9-1	17,474
25	Nov. 28 @	NY Rangers	6-7	L	11-8-6-0	18,200	66	Mar. 4 @	Anaheim	0-4	L	29-27-9-1	18,177
26	Dec. 2	MINNESOTA	3-2	W	12-8-6-0	16,270	67	Mar. 6	MONTREAL	4-3	W	30-27-9-1	14,404
27	Dec. 3 @	Anaheim	0-4	L	12-9-6-0	17,174	68	Mar. 8	NASHVILLE	4-1	W	31-27-9-1	14,856
28	Dec. 7	DALLAS	5-2	W	13-9-6-0	14,425	69	Mar. 10	CHICAGO	2-2	T	31-27-10-1	18,118
29	Dec. 9 @	Edmonton	4-2	W	14-9-6-0	16,619	70	Mar. 14 @	San Jose	4-1	W	32-27-10-1	17,496
30	Dec. 10 @	Vancouver	2-1	W	15-9-6-0	17,063	71	Mar. 17	SAN JOSE	1-0 OT	W	33-27-10-1	18,118
31	Dec. 14	NY RANGERS	5-5	T	15-9-7-0	18,118	72	Mar. 19	PHOENIX	6-2	W	34-27-10-1	17,061
32	Dec. 16	TAMPA BAY	3-4	L	15-10-7-0	15,576	73	Mar. 21	EDMONTON	0-7	L	34-28-10-1	15,666
33	Dec. 19	ATLANTA	6-7 OT	L	15-10-7-1	13,823	74	Mar. 24	ANAHEIM	3-3	T	34-28-11-1	18,118
34	Dec. 21 @	Colorado	2-5	L	15-11-7-1	18,007	75	Mar. 26	SAN JOSE	2-0	W	34-28-12-1	15,276
35	Dec. 22 @	Minnesota	3-4	L	15-12-7-1	18,564	76	Mar. 27 @	San Jose	2-3 OT	L	34-28-12-2	17,496
36	Dec. 26	SAN JOSE	1-2	L	15-13-7-1	18,460	77	Mar. 29	COLUMBUS	3-0	W	35-28-12-2	15,582
37	Dec. 28 @	St. Louis	5-2	W	16-13-7-1	19,903	78	Mar. 31	COLORADO	4-0	W	36-28-12-2	18,118
38	Dec. 29 @	Dallas	4-1	W	17-13-7-1	17,001	79	Apr. 2	VANCOUVER	3-1	W	37-28-12-2	18,118
39	Dec. 31 @	Detroit	1-2	L	17-14-7-1	19,995	80	Apr. 3 @	Phoenix	2-2	T	37-28-13-2	15,912
40	Jan. 2 @	Colorado	2-6	L	17-15-7-1	18,007	81	Apr. 5 @	Vancouver	2-3 OT	L	37-28-13-3	18,422
41	Jan. 4	FLORIDA	3-4	L	17-16-7-1	14,137	82	Apr. 7 @	Calgary	3-2	W	38-28-13-3	17,139

## KINGS 2001-02 SEASON IN REVIEW

**Record:** 40-27-11-4 (95 points)  
**Pacific Division Finish:** 3rd

**General Manager:** Dave Taylor  
**Head Coach:** Andy Murray  
**Captain:** Mattias Norstrom

## SCORING

PLAYER	GP	G	A	PTS	PIM	PLAYER	GP	G	A	PTS	PIM
Jason Allison	73	19	55	74	68	Randy Robitaille	18	4	3	7	17
Adam Deadmarsh	76	29	33	62	71	Jaroslav Bednar	22	4	2	6	8
Ziggy Palffy	63	32	27	59	26	Cliff Ronning	14	1	4	5	8
Jaroslav Modry	80	4	38	42	65	Andreas Lilja	26	1	4	5	22
Bryan Smolinski	80	13	25	38	56	Jozef Stumpel	9	1	3	4	4
Steve Heinze	73	15	16	31	46	Ken Belanger	43	2	0	2	85
Mathieu Schneider	55	7	23	30	68	Rob Valicevic	17	1	1	2	8
Philippe Boucher	80	7	23	30	94	Adam Mair	18	1	1	2	57
Craig Johnson	72	13	14	27	24	Steve Kelly	8	0	1	1	2
Eric Belanger	53	8	16	24	21	Jere Karalahti	71	0	1	1	29
Ian Laperriere	81	8	14	22	125	Felix Potvin	30	0	1	1	19
Lubomir Visnovsky	72	4	17	21	14	Ted Donato	2	0	0	0	2
Mikko Eloranta	71	9	9	18	54	Jason Holland	3	0	0	0	0
Aaron Miller	74	5	12	17	54	Kip Brennan	4	0	0	0	22
Brad Chartrand	46	7	9	16	40	Ryan Flinn	10	0	0	0	51
Kelly Buchberger	74	6	7	13	105	Jamie Storr	19	0	0	0	4
Glen Murray	9	6	5	11	0	Team PIM					16
Mattias Norstrom	79	2	9	11	38	<b>Team Totals</b>	<b>82</b>	<b>214</b>	<b>375</b>	<b>589</b>	<b>1,348</b>
Nelson Emerson	41	5	2	7	25						

GOALTENDER	GP	MIN	GA	SO	EN	SA	S%	AVG	W-L-OT
Jamie Storr	19	886	28	2	2	360	.922	1.90	9-4-3
Felix Potvin	71	4,071	157	6	3	1,686	.907	2.31	31-27-8
Empty Net Goals			5			5			
<b>Team Totals</b>	<b>82</b>	<b>4,989</b>	<b>190</b>	<b>8</b>	<b>5</b>	<b>2,051</b>	<b>.907</b>	<b>2.29</b>	<b>40-27-11-4</b>

## RESULTS

1	Oct. 4	PHOENIX	2-4	T	0-0-1-0	18,210	42	Jan. 7 @	New Jersey	3-2	W	17-16-7-2	13,638	
2	Oct. 7	MINNESOTA	3-4	L	0-1-1-0	14,354	43	Jan. 9 @	NY Rangers	4-0	W	18-16-7-2	18,200	
3	Oct. 9 @	Dallas	1-2	L	0-2-1-0	18,532	44	Jan. 10 @	Boston	0-5	L	18-17-7-2	14,528	
4	Oct. 11 @	St. Louis	6-5	W	1-2-1-0	19,565	45	Jan. 12 @	San Jose	3-2	W	19-17-7-2	17,296	
5	Oct. 13	TAMPA BAY	0-1	L	1-3-1-0	17,114	46	Jan. 15	NASHVILLE	2-0	W	20-17-7-2	15,702	
6	Oct. 16	WASHINGTON	2-3	OT	L	13,492	47	Jan. 17	BUFFALO	4-2	W	21-17-7-2	16,698	
7	Oct. 18	ANAHEIM	4-1	W	2-3-1-1	13,916	48	Jan. 19	NY ISLANDERS	2-3	L	21-18-7-2	18,152	
8	Oct. 20 @	Detroit	2-3	L	2-4-1-1	20,058	49	Jan. 21 @	Anaheim	4-2	W	22-18-7-2	17,079	
9	Oct. 23 @	Columbus	7-1	W	3-4-1-1	18,136	50	Jan. 24	MINNESOTA	4-1	W	23-18-7-2	15,917	
10	Oct. 25 @	Tampa Bay	0-3	L	3-5-1-1	12,957	51	Jan. 26	COLORADO	2-4	L	23-19-7-2	18,332	
11	Oct. 26 @	Florida	2-3	L	3-6-1-1	18,093	52	Jan. 28 @	Colorado	6-4	W	24-19-7-2	18,007	
12	Oct. 28 @	Carolina	2-3	OT	L	3-6-1-2	14,355	53	Jan. 30 @	Minnesota	2-0	W	25-19-7-2	18,658
13	Oct. 30 @	Chicago	1-5	L	3-7-1-2	10,135	54	Feb. 4	PHILADELPHIA	1-3	L	25-20-7-2	18,118	
14	Nov. 1	CHICAGO	2-3	L	3-8-1-2	13,857	55	Feb. 7	CAROLINA	2-1	W	26-20-7-2	15,960	
15	Nov. 3	ATLANTA	4-1	W	4-8-1-2	14,278	56	Feb. 8 @	Phoenix	5-6	OT	L	26-20-7-3	16,210
16	Nov. 8	CALGARY	2-3	L	4-9-1-2	14,459	57	Feb. 11	DALLAS	2-1	W	27-20-7-3	18,118	
17	Nov. 10	DETROIT	3-2	OT	W	5-9-1-2	18,385	58	Feb. 13	PHOENIX	2-2	T	27-20-8-3	15,964
18	Nov. 15	DALLAS	3-4	L	5-10-1-2	14,584	59	Feb. 26 @	Columbus	5-1	W	28-20-8-3	18,136	
19	Nov. 17 @	Detroit	2-4	L	5-11-1-2	20,058	60	Feb. 27 @	Pittsburgh	5-4	W	29-20-8-3	16,134	
20	Nov. 18 @	Minnesota	2-2	T	5-11-2-2	18,064	61	Mar. 2	COLUMBUS	2-0	L	29-21-8-3	18,118	
21	Nov. 20 @	Calgary	5-5	T	5-11-3-2	14,550	62	Mar. 4	OTTAWA	1-1	T	29-21-9-3	15,815	
22	Nov. 22 @	Edmonton	4-2	W	6-11-3-2	16,434	63	Mar. 6 @	Dallas	2-3	OT	L	29-21-9-4	18,532
23	Nov. 24	SAN JOSE	3-1	W	7-11-3-2	18,118	64	Mar. 7 @	Nashville	3-2	W	30-21-9-4	15,533	
24	Nov. 29	EDMONTON	1-3	L	7-12-3-2	15,643	65	Mar. 9 @	Colorado	3-4	L	30-22-9-4	18,007	
25	Dec. 1	NASHVILLE	4-2	W	8-12-3-2	15,481	66	Mar. 11	CHICAGO	2-1	W	31-22-9-4	16,956	
26	Dec. 3	CALGARY	0-2	L	8-13-3-2	15,105	67	Mar. 14	ST. LOUIS	2-1	W	32-22-9-4	18,118	
27	Dec. 6	ST. LOUIS	1-1	T	8-13-4-2	15,055	68	Mar. 16	PITTSBURGH	4-3	W	33-22-9-4	18,118	
28	Dec. 8 @	St. Louis	0-2	L	8-14-4-2	18,933	69	Mar. 18 @	San Jose	3-2	W	34-22-9-4	17,496	
29	Dec. 9 @	Chicago	5-2	W	9-14-4-2	12,310	70	Mar. 21	COLORADO	3-1	W	35-22-9-4	18,231	
30	Dec. 11 @	Nashville	1-1	T	9-14-5-2	13,691	71	Mar. 23	SAN JOSE	3-0	W	36-22-9-4	18,237	
31	Dec. 13	VANCOUVER	6-3	W	10-14-5-2	14,620	72	Mar. 24 @	Phoenix	0-4	L	36-23-9-4	14,511	
32	Dec. 15	COLUMBUS	3-2	W	11-14-5-2	16,224	73	Mar. 26 @	Vancouver	0-4	L	36-24-9-4	18,422	
33	Dec. 16 @	Anaheim	3-2	OT	W	12-14-5-2	17,002	74	Mar. 28 @	Edmonton	2-2	T	36-24-10-4	16,839
34	Dec. 18 @	Toronto	3-1	W	13-14-5-2	19,320	75	Mar. 30 @	Calgary	3-5	L	36-25-10-4	17,046	
35	Dec. 20 @	Ottawa	4-2	W	14-14-5-2	16,207	76	Apr. 2	VANCOUVER	4-4	T	36-25-11-4	18,118	
36	Dec. 22 @	Montreal	1-2	L	14-15-5-2	20,152	77	Apr. 4	DETROIT	3-0	W	37-25-11-4	18,621	
37	Dec. 26 @	Phoenix	1-1	T	14-15-6-2	12,902	78	Apr. 6	EDMONTON	4-3	OT	W	38-25-11-4	18,311
38	Dec. 27	ANAHEIM	2-2	T	14-15-7-2	18,610	79	Apr. 8	DALLAS	3-0	W	39-25-11-4	18,118	
39	Dec. 29	NY RANGERS	5-4	L	14-16-7-2	18,420	80	Apr. 11 @	Vancouver	2-5	L	39-26-11-4	18,422	
40	Jan. 2	FLORIDA	3-1	W	15-16-7-2	17,006	81	Apr. 13 @	San Jose	1-3	L	39-27-11-4	17,496	
41	Jan. 5 @	NY Islanders	3-0	W	16-16-7-2	16,234	82	Apr. 14	ANAHEIM	1-0	W	40-27-11-4	18,349	

## KINGS 2002-03 SEASON IN REVIEW

**Record:** 33-37-6-6 (78 points)  
**Pacific Division Finish:** 3rd

**General Manager:** Dave Taylor  
**Head Coach:** Andy Murray  
**Captain:** Mattias Norstrom

## SCORING

PLAYER	GP	G	A	PTS	PIM	PLAYER	GP	G	A	PTS	PIM
Ziggy Palffy	76	37	48	85	47	Jared Aulin	17	2	2	4	0
Mathieu Schneider	65	14	29	43	57	Sean Avery	12	1	3	4	33
Bryan Smolinski	58	18	20	38	18	Tomas Zizka	10	0	3	3	4
Jaroslav Modry	82	13	25	38	68	Andreas Lilja	17	0	3	3	14
Derek Armstrong	66	12	26	38	30	Dmitry Yushkevich	42	0	3	3	24
Eric Belanger	62	16	19	35	26	Chris Schmidt	10	0	2	2	5
Alexander Frolov	79	14	17	31	34	Jon Sim	14	0	2	2	19
Jason Allison	26	6	22	28	22	Chris McAlpine	21	0	2	2	24
Lubomir Visnovsky	57	8	16	24	28	Jerred Smithson	22	0	2	2	21
Ian Laperriere	73	7	12	19	122	Ryan Flinn	19	1	0	1	28
Adam Deadmarsh	20	13	4	17	21	Jason Holland	2	0	1	1	0
Mikko Eloranta	75	5	12	17	56	Jamie Storr	39	0	1	1	8
Erik Rasmussen	57	4	12	16	28	Pavel Rosa	2	0	0	0	0
Brad Chartrand	62	8	6	14	33	Maxim Kuznetsov	3	0	0	0	0
Steve Heinze	27	5	7	12	12	Ken Belanger	4	0	0	0	17
Joe Corvo	50	5	7	12	14	Scott Barney	5	0	0	0	0
Craig Johnson	70	3	6	9	22	Derek Bekar	6	0	0	0	4
Jaroslav Bednar	15	0	9	9	4	Cristobal Huet	12	0	0	0	0
Michael Cammalleri	28	5	3	8	22	Kip Brennan	19	0	0	0	57
Brad Norton	53	3	3	6	97	Felix Potvin	42	0	0	0	4
Aaron Miller	49	1	5	6	24	Team PIM					50
Mattias Norstrom	82	0	6	6	49	<b>Team Totals</b>	<b>82</b>	<b>203</b>	<b>341</b>	<b>544</b>	<b>1,146</b>
Steve Kelly	15	2	3	5	0						

GOALTENDER	GP	MIN	GA	SO	EN	SA	S%	AVG	W-L-OT
Cristobal Huet	12	541	21	1	2	241	.913	2.33	4-4-1
Jamie Storr	39	2,027	86	3	4	904	.905	2.55	12-19-2
Felix Potvin	42	2,367	105	3	3	987	.894	2.66	17-20-3
Empty Net Goals			9			9			
<b>Team Totals</b>	<b>82</b>	<b>4,986</b>	<b>221</b>	<b>7</b>	<b>9</b>	<b>2,141</b>	<b>.897</b>	<b>2.66</b>	<b>33-37-6-6</b>

## RESULTS

1	Oct. 9	PHOENIX	4-1	W	1-0-0-0	18,260	42	Jan. 9	EDMONTON	4-5	L	17-18-4-3	15,783	
2	Oct. 12	DETROIT	3-2	W	2-0-0-0	18,177	43	Jan. 11	ST. LOUIS	1-2	L	17-19-4-3	18,118	
3	Oct. 16 @	Anaheim	4-2	W	3-0-0-0	11,332	44	Jan. 13	SAN JOSE	3-2	OT	W	18-19-4-3	17,035
4	Oct. 17	COLORADO	1-4	L	3-1-0-0	18,118	45	Jan. 16 @	Edmonton	0-2	L	18-20-4-3	16,839	
5	Oct. 19	VANCOUVER	2-2	T	3-1-1-0	16,762	46	Jan. 18 @	Calgary	1-2	OT	L	18-20-4-4	16,675
6	Oct. 23 @	Detroit	3-3	T	3-1-2-0	20,058	47	Jan. 22 @	Anaheim	5-6	L	18-21-4-4	17,174	
7	Oct. 25 @	NY Rangers	6-2	W	4-1-2-0	18,200	48	Jan. 23	MINNESOTA	1-2	L	18-22-4-4	16,480	
8	Oct. 27 @	Columbus	1-5	L	4-2-2-0	17,106	49	Jan. 25	NEW JERSEY	2-1	OT	W	19-22-4-4	18,233
9	Oct. 29 @	Atlanta	4-0	W	5-2-2-0	11,440	50	Jan. 27	SAN JOSE	0-3	L	19-23-4-4	16,126	
10	Oct. 31 @	Chicago	1-2	OT	L	10,271	51	Jan. 28 @	San Jose	1-3	L	19-24-4-4	17,496	
11	Nov. 1	NASHVILLE	6-5	OT	W	6-2-2-1	18,118	52	Jan. 30	OTTAWA	3-0	W	20-24-4-4	16,518
12	Nov. 4	MINNESOTA	2-5	L	6-3-2-1	15,693	53	Feb. 5	PHOENIX	4-3	W	21-24-4-4	16,649	
13	Nov. 5 @	San Jose	2-5	L	6-4-2-1	17,496	54	Feb. 7	CAROLINA	8-2	W	22-24-4-4	18,118	
14	Nov. 8 @	Ottawa	3-2	W	7-4-2-1	16,926	55	Feb. 9 @	Dallas	1-3	L	22-25-4-4	18,532	
15	Nov. 9 @	Montreal	1-3	L	7-5-2-1	21,273	56	Feb. 11 @	Nashville	3-2	W	23-25-4-4	10,334	
16	Nov. 12 @	Toronto	3-4	OT	L	7-5-2-2	19,225	57	Feb. 13	CALGARY	4-2	W	24-25-4-4	17,539
17	Nov. 14 @	Vancouver	2-3	L	7-6-2-2	18,422	58	Feb. 15	NY ISLANDERS	2-3	L	24-26-4-4	11,818	
18	Nov. 16 @	Edmonton	4-1	W	8-6-2-2	16,461	59	Feb. 17	SAN JOSE	3-5	W	25-26-4-4	16,301	
19	Nov. 19 @	Minnesota	2-2	T	8-6-3-2	18,064	60	Feb. 20	Philadelphia	0-2	L	25-27-4-4	19,391	
20	Nov. 21 @	St. Louis	2-3	OT	L	8-6-3-3	19,667	61	Feb. 21	Buffalo	4-1	W	26-27-4-4	11,866
21	Nov. 23	DALLAS	2-0	W	9-6-3-3	18,292	62	Feb. 24 @	Detroit	4-5	L	26-28-4-4	20,058	
22	Nov. 27	FLORIDA	2-4	L	9-7-3-3	16,782	63	Feb. 25 @	Pittsburgh	5-3	W	27-28-4-4	11,736	
23	Nov. 29 @	Anaheim	2-2	T	9-7-4-3	17,174	64	Feb. 27 @	Columbus	1-3	L	27-29-4-4	18,136	
24	Nov. 30	CHICAGO	4-1	W	10-7-4-3	18,118	65	Mar. 1	ATLANTA	4-1	W	28-29-4-4	18,118	
25	Dec. 5	NASHVILLE	2-3	L	10-8-4-3	15,877	66	Mar. 4	ANAHEIM	1-2	L	28-30-4-4	18,118	
26	Dec. 7	COLUMBUS	2-4	L	10-9-4-3	18,118	67	Mar. 6	EDMONTON	1-2	L	28-31-4-4	18,118	
27	Dec. 10 @	Nashville	3-0	W	11-9-4-3	10,208	68	Mar. 8	MONTREAL	2-1	W	29-31-4-4	18,118	
28	Dec. 11 @	Dallas	3-0	W	12-9-4-3	18,532	69	Mar. 10	DETROIT	2-3	L	29-32-4-4	18,344	
29	Dec. 14	PITTSBURGH	3-2	OT	W	13-9-4-3	18,184	70	Mar. 12 @	Tampa Bay	2-4	L	29-33-4-4	17,138
30	Dec. 15 @	Phoenix	1-2	L	13-10-4-3	11,819	71	Mar. 14 @	Washington	3-1	W	30-33-4-4	17,308	
31	Dec. 17	ST. LOUIS	6-2	W	14-10-4-3	15,662	72	Mar. 15 @	Carolina	0-0	T	30-33-5-4	16,017	
32	Dec. 19	ANAHEIM	5-4	W	15-10-4-3	18,118	73	Mar. 20	CALGARY	1-4	L	30-34-5-4	17,470	
33	Dec. 22 @	Chicago	1-3	L	15-11-4-3	15,588	74	Mar. 28	TAMPA BAY	2-2	T	30-34-6-4	16,569	
34	Dec. 23 @	St. Louis	0-5	L	15-12-4-3	19,993	75	Mar. 22	BOSTON	3-4	OT	L	30-34-6-5	18,118
35	Dec. 26	PHOENIX	4-3	OT	W	16-12-4-3	18,738	76	Mar. 25	COLUMBUS	1-2	L	30-35-6-5	17,493
36	Dec. 29 @	Colorado	1-6	L	16-13-4-3	18,007	77	Mar. 27 @	Colorado	0-3	L	30-36-6-5	18,007	
37	Dec. 30	CHICAGO	0-2	L	16-14-4-3	18,118	78	Mar. 29	VANCOUVER	1-5	L	30-37-6-5	18,118	
38	Jan. 2	PHILADELPHIA	1-4	L	16-15-4-3	18,118	79	Mar. 31 @	Phoenix	5-4	OT	W	31-37-6-5	11,802
39	Jan. 4	DALLAS	2-3	L	16-16-4-3	18,118	80	Apr. 2	COLORADO	5-3	W	32-37-6-5	18,393	
40	Jan. 6 @	Minnesota	3-2	W	17-16-4-3	18,568	81	Apr. 4 @	Calgary	1-2	OT	L	32-37-6-6	17,003
41	Jan. 7 @	Dallas	4-7	L	17-17-4-3	18,532	82	Apr. 6 @	Vancouver	2-0	W	32-37-6-6	18,514	

## KINGS 2003-04 SEASON IN REVIEW

Record: 28-29-16-9 (81 points)

Pacific Division Finish: 3rd

General Manager: Dave Taylor

Head Coach: Andy Murray

Captain: Mattias Norstrom

## SCORING

PLAYER	GP	G	A	PTS	PIM	PLAYER	GP	G	A	PTS	PIM
Luc Robitaille	80	22	29	51	56	John Tripp	34	1	5	6	33
Alexander Frolov	77	24	24	48	24	Tomas Zizka	15	2	3	5	12
Trent Klatt	82	17	26	43	46	Dustin Brown	31	1	4	5	16
Ziggy Palffy	35	16	25	41	12	Jeff Cowan	13	2	1	3	24
Jozef Stumpel	64	8	29	37	16	Aaron Miller	35	1	2	3	32
Derek Armstrong	57	14	21	35	33	Martin Strbak	5	2	0	2	8
Eric Belanger	81	13	20	33	44	Pavel Rosa	2	1	1	2	0
Nathan Modry	79	5	27	32	44	Kip Brennan	18	1	0	1	79
Lubomir Visnovsky	58	8	21	29	26	Bryan Muir	2	0	1	1	2
Sean Avery	76	9	19	28	261	Noah Clarke	2	0	1	1	0
Joe Corvo	72	8	17	25	36	Denis Grebeshkov	4	0	1	1	0
Ian Laperriere	62	10	12	22	58	Jerred Smithson	8	0	1	1	4
Michael Cammalleri	31	9	6	15	20	Anson Carter	15	0	1	1	0
Martin Straka	32	6	8	14	4	Maxim Kuznetsov	16	0	1	1	20
Mattias Norstrom	74	1	13	14	44	Brad Norton	20	0	1	1	77
Jon Sim	48	6	7	13	27	Mathieu Chouinard	1	0	0	0	0
Scott Barney	19	5	6	11	4	Milan Hnilicka	2	0	0	0	0
Esa Pirnes	57	3	8	11	12	Steve Kelly	3	0	0	0	0
Nathan Dempsey	17	4	3	7	2	Cristobal Huet	41	0	0	0	2
Brad Chartrand	53	3	4	7	30	Roman Cechmanek	49	0	0	0	4
Tim Gleason	47	0	7	7	21	Team PIM					
Jason Holland	52	3	3	6	24	Team Totals	82	205	358	563	1,163

GOALTENDER	GP	MIN	GA	SO	EN	SA	S%	AVG	W-L-OT
Mathieu Chouinard	1	3	0	0	0	2	1.000	0.00	0-0-0
Cristobal Huet	41	2,199	89	3	7	961	.907	2.43	10-16-10
Roman Cechmanek	49	2,701	113	5	3	1,198	.906	2.51	18-21-6
Milan Hnilicka	2	80	5	0	0	42	.881	3.75	0-1-0
Empty Net Goals			10			10			
Team Totals	82	5,029	217	8	10	2,213	.902	2.59	28-29-16-9

## RESULTS

1 Oct. 9 @	Detroit	2-3	L	0-1-0-0	20,066	42 Jan. 10	COLUMBUS	2-2	T	16-14-8-4	18,118
2 Oct. 10 @	Pittsburgh	3-0	W	1-1-0-0	16,986	43 Jan. 13 @	Nashville	0-0	T	16-14-9-4	10,007
3 Oct. 12 @	Chicago	4-2	W	2-1-0-0	11,947	44 Jan. 14 @	Minnesota	2-2	T	16-14-10-4	18,528
4 Oct. 15	OTTAWA	4-3	W	3-1-0-0	18,180	45 Jan. 16 @	Columbus	2-3 OT	L	16-14-10-5	17,238
5 Oct. 18	BOSTON	3-4	L	3-2-0-0	18,118	46 Jan. 18 @	Chicago	2-1	W	17-14-10-5	13,504
6 Oct. 21	PHILADELPHIA	4-0	W	4-2-0-0	16,771	47 Jan. 20	CALGARY	4-1	W	18-14-10-5	18,118
7 Oct. 23	BUFFALO	1-5	L	4-3-0-0	15,752	48 Jan. 22	DETROIT	4-5	L	18-15-10-5	18,118
8 Oct. 25	CHICAGO	2-3	L	4-4-0-0	18,118	49 Jan. 24	ANAHEIM	4-2	W	19-15-10-5	18,186
9 Oct. 30	VANCOUVER	1-3	L	4-5-0-0	16,966	50 Jan. 26	MINNESOTA	2-2	T	19-15-11-5	18,118
10 Nov. 1	PHOENIX	7-3	W	5-5-0-0	18,118	51 Jan. 28 @	Anaheim	4-3 OT	W	20-15-11-5	17,174
11 Nov. 5 @	Florida	3-2	W	6-5-0-0	13,276	52 Jan. 29	COLORADO	3-3	T	20-15-12-5	18,118
12 Nov. 6 @	Tampa Bay	1-0 OT	W	7-5-0-0	14,287	53 Jan. 31 @	Edmonton	4-3	W	21-15-12-5	16,839
13 Nov. 8 @	Carolina	2-3 OT	L	7-5-0-1	13,170	54 Feb. 3 @	Calgary	4-4	T	21-15-13-5	14,169
14 Nov. 10 @	Washington	3-2	W	8-5-0-1	11,397	55 Feb. 10 @	Minnesota	3-1	W	22-15-13-5	18,568
15 Nov. 13	TORONTO	4-4	T	8-5-1-1	17,163	56 Feb. 11 @	Columbus	2-3 OT	L	22-15-13-6	16,221
16 Nov. 15	ST. LOUIS	0-1	L	8-6-1-1	17,462	57 Feb. 13 @	Buffalo	3-8	L	22-16-13-6	16,690
17 Nov. 19	NASHVILLE	3-0	W	9-6-1-1	16,935	58 Feb. 15 @	New Jersey	2-3 OT	L	22-16-13-7	17,402
18 Nov. 21 @	Dallas	1-3	L	9-7-1-1	18,225	59 Feb. 16 @	NY Islanders	1-1	T	22-16-14-7	15,369
19 Nov. 22 @	Colorado	2-0	W	10-7-1-1	18,007	60 Feb. 18	DALLAS	3-4	L	22-17-14-7	18,118
20 Nov. 25	NEW JERSEY	0-4	L	10-8-1-1	17,067	61 Feb. 21	COLUMBUS	4-3	W	23-17-14-7	18,118
21 Nov. 27 @	Phoenix	4-6	L	10-9-1-1	13,751	62 Feb. 23	NASHVILLE	3-0	W	24-17-14-7	17,612
22 Nov. 29	CHICAGO	3-1	W	11-9-1-1	18,118	63 Feb. 25 @	Dallas	1-1	T	24-17-15-7	18,011
23 Nov. 30 @	Dallas	2-1	W	12-9-1-1	18,198	64 Feb. 28	ANAHEIM	2-1	W	25-17-15-7	18,207
24 Dec. 2 @	St. Louis	1-4	L	12-10-1-1	15,632	65 Feb. 29 @	Anaheim	3-6	L	25-18-15-7	17,146
25 Dec. 4	DALLAS	3-0	W	13-10-1-1	17,499	66 Mar. 4	MINNESOTA	1-1	T	25-18-16-7	18,118
26 Dec. 6	WASHINGTON	7-3	W	14-10-1-1	18,118	67 Mar. 6	MONTREAL	2-4	L	25-19-16-7	18,258
27 Dec. 8 @	Detroit	2-3 OT	L	14-10-1-2	20,066	68 Mar. 9	PHOENIX	3-2	W	26-19-16-7	18,118
28 Dec. 10 @	Atlanta	3-4 OT	L	14-10-1-3	11,059	69 Mar. 10 @	Phoenix	3-1	W	27-19-16-7	13,809
29 Dec. 11 @	Nashville	4-1	W	15-10-1-3	10,076	70 Mar. 13 @	San Jose	1-3	L	27-20-16-7	17,496
30 Dec. 13 @	St. Louis	1-2	L	15-11-1-3	17,837	71 Mar. 14	ANAHEIM	5-1	W	28-20-16-7	18,118
31 Dec. 16	EDMONTON	4-2	W	16-11-1-3	18,118	72 Mar. 16	ST. LOUIS	3-5	L	28-21-16-7	18,118
32 Dec. 18	PHOENIX	4-4	T	16-11-2-3	17,716	73 Mar. 18	SAN JOSE	3-5	L	28-22-16-7	18,118
33 Dec. 20	COLORADO	3-3	T	16-11-3-3	18,118	74 Mar. 20	DETROIT	2-4	L	28-23-16-7	18,118
34 Dec. 22 @	Vancouver	4-4	T	16-11-4-3	18,630	75 Mar. 22	EDMONTON	1-2	L	28-24-16-7	18,118
35 Dec. 26 @	San Jose	0-5	L	16-12-4-3	17,496	76 Mar. 24 @	Vancouver	0-1	L	28-25-16-7	16,630
36 Dec. 27	SAN JOSE	4-4	T	16-12-5-3	18,743	77 Mar. 26 @	Edmonton	1-3	L	28-26-16-7	16,839
37 Dec. 30	NY RANGERS	2-3 OT	L	16-12-5-4	18,542	78 Mar. 27 @	Calgary	2-3 OT	L	28-26-16-8	18,419
38 Dec. 31 @	Phoenix	0-4	L	16-13-5-4	18,106	79 Mar. 29 @	Colorado	1-2	L	28-27-16-8	18,007
39 Jan. 3	DALLAS	2-2	T	16-13-6-4	18,118	80 Mar. 31	SAN JOSE	0-3	L	28-28-16-8	18,118
40 Jan. 7 @	Anaheim	4-4	T	16-13-7-4	17,174	81 Apr. 2	CALGARY	2-3	L	28-29-16-8	18,247
41 Jan. 8	VANCOUVER	1-3	L	16-14-7-4	16,938	82 Apr. 4 @	San Jose	3-4 OT	L	28-29-16-9	17,496

## KINGS 2005-06 SEASON IN REVIEW

Record: 42-35-5 (89 points)

Pacific Division Finish: 4th

General Manager: Dave Taylor

Head Coach: Andy Murray (37-28-5)/

John Torchetti (5-7-0)

Captain: Mattias Norstrom

## SCORING

PLAYER	GP	G	A	PTS	PIM	PLAYER	GP	G	A	PTS	PIM
Lubomir Visnovsky	80	17	50	67	50	Aaron Miller	56	0	8	8	27
Craig Conroy	78	22	44	66	78	Jeff Giuliano	48	3	4	7	26
Pavol Demitra	58	25	37	62	42	George Parros	55	2	3	5	138
Michael Cammalleri	80	26	29	55	50	Mathieu Garon	63	0	3	3	8
Alexander Frolov	69	21	33	54	40	Denis Grebeshkov	8	0	2	2	12
Derek Armstrong	62	13	28	41	46	Petr Kanko	10	1	0	1	0
Joe Corvo	81	14	26	40	38	Konstantin Pushkarev	1	0	1	1	0
Sean Avery	75	15	24	39	257	Brent Sopel	11	0	1	1	6
Eric Belanger	65	17	20	37	62	Matt Ryan	12	0	1	1	2
Dustin Brown	79	14	14	28	80	Jason LaBarbera	29	0	1	1	0
Mattias Norstrom	77	4	23	27	58	Adam Hauser	1	0	0	0	0
Luc Robitaille	65	15	9	24	52	Ryan Flinn	2	0	0	0	5
Jeremy Roenick	58	9	13	22	36	Connor James	2	0	0	0	0
Tom Kostopoulos	76	8	14	22	100	Richard Petiot	2	0	0	0	2
Tim Gleason	78	2	19	21	77	Jeff Tambellini	4	0	0	0	2
Nathan Dempsey	53	2	11	13	48	Ken Belanger	5	0	0	0	7
Jeff Cowan	46	8	1	9	73	Noah Clarke	5	0	0	0	0
Mike Weaver	53	0	9	9	14	Shootout Goals/Team PIM					
Mark Parrish	19	5	3	8	4	Team Totals	82	249	431	680	1,474

GOALTENDER	GP	MIN	GA	SO	EN	SA	S%	AVG	W-L-OT
Jason LaBarbera	29	1,433	69	1	5	688	.900	2.89	11-9-2
Mathieu Garon	63	3,446	185	4	4	1,738	.894	3.22	31-26-3
Adam Hauser	1	51	6	0	0	24	.750	7.06	0-0-0
Empty Net Goals			9						
Shootout Goals Allowed			1						
Team Totals	82	4,975	270	5	9	2,459	.891#	3.24#	42-35-5

#Shootout Goals Allowed are not included in the Team Save Percentage and Team Goals Against Average.

## RESULTS

1	Oct. 5 @	Dallas	4-5	L	0-1-0	18,532	42	Jan. 2	DALLAS	3-2	W*	26-14-2	18,118+
2	Oct. 6	PHOENIX	3-2	W	1-1-0	18,118+	43	Jan. 5	PHOENIX	4-0	W	27-14-2	18,118+
3	Oct. 9	MINNESOTA	2-1	W*	2-1-0	17,725	44	Jan. 7 @	San Jose	2-3	L	27-15-2	17,496
4	Oct. 11	EDMONTON	3-1	W	3-1-0	16,394	45	Jan. 9 @	Anaheim	2-6	L	27-16-2	17,174
5	Oct. 13	DETROIT	2-5	L	3-2-0	18,118+	46	Jan. 12 @	Boston	6-0	W	28-16-2	13,766
6	Oct. 16	COLUMBUS	3-1	W	4-2-0	17,156	47	Jan. 14 @	Buffalo	1-10	L	28-17-2	18,690
7	Oct. 19 @	Colorado	5-4	W	5-2-0	18,007	48	Jan. 17	TAMPA BAY	1-4	L	28-18-2	17,017
8	Oct. 20 @	Dallas	7-2	W	6-2-0	16,624	49	Jan. 19	ATLANTA	8-6	W	29-18-2	18,118+
9	Oct. 23	CALGARY	2-3	L	6-3-0	18,118+	50	Jan. 21	SAN JOSE	3-4	O*	29-18-3	18,118+
10	Oct. 25	ANAHEIM	3-1	W	7-3-0	18,118+	51	Jan. 23	ANAHEIM	3-2	W**	30-18-3	18,118+
11	Oct. 28	SAN JOSE	4-5	L	7-4-0	18,118+	52	Jan. 24 @	San Jose	1-4	L	30-19-3	16,166
12	Oct. 29	ST. LOUIS	5-2	W	8-4-0	17,506	53	Jan. 26	EDMONTON	3-5	L	30-20-3	18,118+
13	Nov. 2 @	Dallas	6-3	W	9-4-0	15,732	54	Jan. 28	ANAHEIM	2-6	L	30-21-3	18,118+
14	Nov. 3 @	Phoenix	0-4	L	9-5-0	14,626	55	Jan. 30 @	Anaheim	3-4	O*	30-21-4	17,174
15	Nov. 5	NASHVILLE	3-2	W**	10-5-0	17,556	56	Feb. 2 @	Phoenix	1-2	O**	30-21-5	14,372
16	Nov. 9 @	Detroit	4-5	O*	10-5-1	20,066	57	Feb. 7 @	Minnesota	1-5	L	30-22-5	18,568
17	Nov. 11 @	Chicago	4-2	W	11-5-1	18,376	58	Feb. 8 @	Columbus	4-7	L	30-23-5	16,162
18	Nov. 13 @	Columbus	8-2	W	12-5-1	16,174	59	Feb. 11	CHICAGO	5-4	W*	31-23-5	18,118+
19	Nov. 15 @	Nashville	2-3	L	12-6-1	10,779	60	Feb. 12	DALLAS	6-5	W	32-23-5	18,118+
20	Nov. 17	VANCOUVER	5-4	W	13-6-1	18,118+	61	Mar. 2	MINNESOTA	3-2	W	33-23-5	18,118+
21	Nov. 19	COLORADO	4-3	W	14-6-1	18,118+	62	Mar. 4	COLUMBUS	3-2	W	34-23-5	17,238
22	Nov. 22 @	St. Louis	6-3	W	15-6-1	14,306	63	Mar. 7 @	Minnesota	3-2	W*	35-23-5	18,568
23	Nov. 24 @	Nashville	3-4	L	15-7-1	16,810	64	Mar. 9 @	Detroit	3-7	L	35-24-5	20,066
24	Nov. 26	CHICAGO	3-2	W	16-7-1	18,118+	65	Mar. 11 @	St. Louis	2-1	W**	36-24-5	15,296
25	Nov. 28	DETROIT	2-5	L	16-8-1	18,118+	66	Mar. 13 @	San Jose	3-4	L	36-25-5	15,684
26	Nov. 30 @	Chicago	2-3	L	16-9-1	14,833	67	Mar. 14	PHOENIX	2-6	L	36-26-5	18,118+
27	Dec. 2 @	Ottawa	1-5	L	16-10-1	19,671	68	Mar. 16	DALLAS	1-4	L	36-27-5	18,017
28	Dec. 3 @	Montreal	2-3	L	16-11-1	21,273	69	Mar. 18	ST. LOUIS	3-1	W	37-27-5	18,118+
29	Dec. 6 @	Toronto	2-1	W	17-11-1	19,403	70	Mar. 20	COLORADO	0-5	L	37-28-5	18,118+
30	Dec. 8	CAROLINA	2-3	L	17-12-1	17,010	71	Mar. 25	NASHVILLE	6-4	W	38-28-5	18,118+
31	Dec. 10	FLORIDA	3-1	W	18-12-1	16,827	72	Mar. 27 @	Vancouver	4-7	L	38-29-5	18,630
32	Dec. 14	WASHINGTON	2-3	L	18-13-1	17,127	73	Mar. 29 @	Calgary	1-2	L	38-30-5	19,689
33	Dec. 16 @	Anaheim	4-3	W**	19-13-1	17,174	74	Mar. 30 @	Edmonton	0-4	L	38-31-5	18,239
34	Dec. 17	PHOENIX	4-1	W	20-13-1	18,118+	75	Apr. 1	DALLAS	1-0	W	39-31-5	18,118+
35	Dec. 19 @	Vancouver	4-3	W**	21-13-1	18,630	76	Apr. 3	VANCOUVER	1-0	W	40-31-5	17,196
36	Dec. 21 @	Calgary	5-2	W	22-13-1	19,289	77	Apr. 4 @	Anaheim	2-6	L	40-32-5	17,174
37	Dec. 23 @	Edmonton	3-5	L	22-14-1	16,339	78	Apr. 6	SAN JOSE	0-5	L	40-33-5	18,118+
38	Dec. 26	SAN JOSE	4-3	W	23-14-1	18,118+	79	Apr. 8	ANAHEIM	2-4	L	40-34-5	17,242
39	Dec. 28	Colorado	5-3	W	24-14-1	18,007	80	Apr. 13 @	Phoenix	0-3	L	40-35-5	17,386
40	Dec. 29 @	Phoenix	5-6	O*	24-14-2	17,799	81	Apr. 15	CALGARY	2-1	W**	41-35-5	18,118+
41	Dec. 31 @	Dallas	3-2	W	25-14-2	18,584	82	Apr. 17 @	San Jose	4-0	W	42-35-5	17,499

## KINGS 2006-07 SEASON IN REVIEW

Record: 27-41-14 (68 points)

Pacific Division Finish: 4th

General Manager: Dean Lombardi

Head Coach: Marc Crawford

Captain: Mattias Norstrom

## SCORING

PLAYER	GP	G	A	PTS	PIM
Michael Cammalleri	81	34	46	80	48
Alexander Frolov	82	35	36	71	34
Anze Kopitar	72	20	41	61	24
Lubomir Visnovsky	69	18	40	58	26
Dustin Brown	81	17	29	46	54
Derek Armstrong	67	11	33	44	62
Rob Blake	72	14	20	34	82
Sean Avery	55	10	18	28	116
Brent Sopel	44	4	19	23	14
Tom Kostopoulos	76	7	15	22	73
Brian Willisie	81	11	10	21	49
Patrick O'Sullivan	44	5	14	19	14
Craig Conroy	52	5	11	16	38
Scott Thornton	58	7	6	13	85
Kevin Dallman	53	1	9	10	12
Jamie Lundmark	29	7	2	9	25
Mike Weaver	39	3	6	9	16
Mattias Norstrom	62	2	7	9	40
Raitis Ivanans	66	4	4	8	140
Janie Heward	19	2	6	8	20
Jaroslav Modry	19	0	8	8	22
Aaron Miller	82	0	8	8	60

GOALTENDER	GP	MIN	GA	SO	EN	SA	S%	AVG	W-L-OT
Mathieu Garon	32	1,779	79	2	3	849	.907	2.66	13-10-6
Sean Burke	23	1,310	68	1	2	687	.901	3.11	6-10-5
Barry Brust	11	486	30	0	2	245	.878	3.70	2-4-1
Dan Cloutier	24	1,281	85	0	1	608	.860	3.98	6-14-2
Yutaka Fukufuji	4	96	7	0	0	43	.837	4.37	0-3-0
Empty Net Goals			8						
Shootout Goals Allowed			6						

Team Totals 82 4,992 283 3 8 2,440 .886# 3.33# 27-41-14

#Shootout Goals Allowed are not included in the Team Save Percentage and Team Goals Against Average.

## RESULTS

1	Oct. 6 @	Anaheim	3-4	L	0-1-0	17,174
2	Oct. 7	ST. LOUIS	4-1	W	1-1-0	18,118+
3	Oct. 10	NY ISLANDERS	4-2	W	2-1-0	14,394
4	Oct. 12	DALLAS	1-4	L	2-2-0	14,167
5	Oct. 14	DALLAS	1-4	L	2-3-0	17,052
6	Oct. 16	DETROIT	1-3	L	2-4-0	17,417
7	Oct. 18	MINNESOTA	1-2	O*	2-4-1	14,617
8	Oct. 19 @	Phoenix	4-0	W	3-4-1	12,714
9	Oct. 22	ANAHEIM	2-3	O**	3-4-2	18,118+
10	Oct. 23 @	Colorado	1-6	L	3-5-2	17,284
11	Oct. 25 @	Minnesota	1-3	L	3-6-2	18,568
12	Oct. 27 @	Columbus	0-2	L	3-7-2	16,087
13	Oct. 28 @	Dallas	2-3	L	3-8-2	17,711
14	Oct. 30	NY RANGERS	4-1	W	4-8-2	17,236
15	Nov. 1	PITTSBURGH	3-4	O*	4-8-3	18,118+
16	Nov. 4 @	Phoenix	4-6	L	4-9-3	14,631
17	Nov. 7 @	Colorado	6-5	W	5-9-3	17,196
18	Nov. 9	SAN JOSE	3-7	O**	5-10-3	16,618
19	Nov. 11	MINNESOTA	2-3	O**	5-10-4	17,479
20	Nov. 13	SAN JOSE	4-2	W	6-10-4	16,667
21	Nov. 16	PHILADELPHIA	3-4	L	6-11-4	16,446
22	Nov. 18	PHOENIX	5-3	W	7-11-4	14,487
23	Nov. 22 @	San Jose	3-6	L	7-12-4	17,496
24	Nov. 24 @	Dallas	3-5	L	7-13-4	18,532
25	Nov. 25	CALGARY	3-1	W	8-13-4	17,043
26	Nov. 27	NEW JERSEY	3-2	W**	9-13-4	16,223
27	Nov. 30 @	Phoenix	4-7	L	9-14-4	11,526
28	Dec. 2	ANAHEIM	3-4	L	9-15-4	16,141
29	Dec. 3 @	Anaheim	3-2	W	10-15-4	17,174
30	Dec. 7	NASHVILLE	1-4	L	10-16-4	15,119
31	Dec. 9	COLORADO	5-4	W	11-16-4	17,079
32	Dec. 12	SAN JOSE	1-3	L	11-17-4	15,204
33	Dec. 14 @	San Jose	4-2	W	12-17-4	17,496
34	Dec. 16	DALLAS	3-4	O**	12-17-5	15,846
35	Dec. 19	CALGARY	3-5	L	12-18-5	17,247
36	Dec. 21 @	St. Louis	2-5	L	12-19-5	10,390
37	Dec. 23 @	Nashville	0-7	L	12-20-5	14,739
38	Dec. 26	PHOENIX	4-3	W**	13-20-5	18,118+
39	Dec. 28 @	Edmonton	7-4	W	14-20-5	16,839
40	Dec. 29 @	Calgary	4-6	L	14-21-5	19,289
41	Dec. 31 @	Detroit	2-6	L	14-22-5	20,066

\*overtime \*\*shootout +home sellout

42	Jan. 3	COLUMBUS	3-0	W	15-22-5	16,451
43	Jan. 6	DETROIT	4-2	W	16-22-5	18,118+
44	Jan. 8	EDMONTON	1-2	O*	16-22-6	16,224
45	Jan. 11	SAN JOSE	2-5	L	16-23-6	17,054
46	Jan. 13 @	St. Louis	5-6	L	16-24-6	17,868
47	Jan. 15 @	Dallas	1-3	L	16-25-6	17,992
48	Jan. 16 @	Atlanta	2-6	L	16-26-6	13,205
49	Jan. 18	ST. LOUIS	1-3	L	16-27-6	16,544
50	Jan. 20	PHOENIX	2-3	L	16-28-6	18,346+
51	Jan. 26 @	Vancouver	3-2	W*	17-28-6	18,630
52	Jan. 27 @	Edmonton	3-4	L	17-29-6	16,839
53	Jan. 30 @	Calgary	1-4	L	17-30-6	19,289
54	Feb. 1	CHICAGO	2-3	O*	17-30-7	16,958
55	Feb. 3 @	Florida	7-0	W	18-30-7	15,108
56	Feb. 6 @	Tampa Bay	2-3	O**	18-30-8	18,273
57	Feb. 8 @	Washington	3-4	O*	18-30-9	15,527
58	Feb. 10	Nashville	4-1	W	19-30-9	17,113
59	Feb. 13 @	Carolina	1-2	L	19-31-9	15,765
60	Feb. 17	ANAHEIM	2-3	O**	19-31-10	18,118+
61	Feb. 18 @	Anaheim	4-3	W**	20-31-10	17,363
62	Feb. 22	VANCOUVER	2-3	L	20-32-10	17,737
63	Feb. 24	COLORADO	6-5	W**	21-32-10	18,118+
64	Mar. 1	ANAHEIM	4-3	W*	22-32-10	17,620
65	Mar. 3	NASHVILLE	3-6	L	22-33-10	16,854
66	Mar. 6 @	Chicago	0-3	L	22-34-10	9,118
67	Mar. 7 @	Columbus	2-3	O*	22-34-11	15,154
68	Mar. 9 @	Detroit	2-3	O*	22-34-12	20,066
69	Mar. 11 @	Dallas	3-4	O*	22-34-13	17,478
70	Mar. 12	EDMONTON	5-1	W	23-34-13	16,954
71	Mar. 15	CHICAGO	3-4	O**	23-34-14	16,110
72	Mar. 17	COLUMBUS	5-3	W	24-34-14	17,197
73	Mar. 18 @	Anaheim	5-3	W	25-34-14	17,174
74	Mar. 21	DALLAS	2-4	L	25-35-14	17,838
75	Mar. 23 @	Chicago	2-1	W	26-35-14	13,133
76	Mar. 24 @	Minnesota	1-4	L	26-36-14	18,568
77	Mar. 27 @	San Jose	1-3	L	26-37-14	17,496
78	Mar. 29	VANCOUVER	2-4	L	26-38-14	17,916
79	Apr. 1 @	San Jose	2-6	L	26-39-14	17,496
80	Apr. 3 @	Vancouver	2-4	L	26-40-14	18,630
81	Apr. 5 @	Phoenix	2-3	L	26-41-14	15,965
82	Apr. 7	PHOENIX	3-2	W	27-41-14	18,118+

## KINGS 2007-08 SEASON IN REVIEW

Record: 32-43-7 (71 points)

Pacific Division Finish: 5th

General Manager: Dean Lombardi

Head Coach: Marc Crawford

Captain: Rob Blake

## SCORING

PLAYER	GP	G	A	PTS	PIM
Anze Kopitar	82	32	45	77	22
Alexander Frolov	71	23	44	67	22
Dustin Brown	78	33	27	60	55
Patrick O'Sullivan	83	22	31	53	36
Michael Cammalleri	63	19	28	47	30
Lubomir Visnovsky	82	8	33	41	34
Derek Armstrong	77	8	27	35	63
Rob Blake	71	9	22	31	98
Ladislav Nagy	38	9	17	26	18
Tom Preissing	77	8	16	24	16
Michal Handzus	82	7	14	21	45
Brad Stuart	63	5	16	21	67
Kyle Calder	65	7	13	20	18
Brian Willisie	53	4	8	12	30
Jack Johnson	74	3	8	11	76
Matt Moulson	22	5	4	9	4
Raitis Ivanans	73	6	2	8	134
Scott Thornton	47	5	3	8	39
Kevin Dallman	34	3	4	7	4
Jaroslav Modry	61	1	5	6	42

GOALTENDER	GP	MIN	GA	SO	EN	SA	S%	AVG	W-L-OT
Erik Ersberg	14	799	33	2	1	452	.927	2.48	6-5-3
Jason LaBarbera	45	2,421	121	1	3	1,341	.910	3.00	17-23-2
Jean-Sebastien Aubin	19	828	44	0	3	385	.886	3.19	5-6-1
Dan Cloutier	9	489	28	0	1	247	.887	3.44	2-4-1
Jonathan Quick	3	141	9	0	0	62	.855	3.83	1-2-0
Jonathan Bernier	4	238	16	0	2	118	.864	4.03	1-3-0
Daniel Taylor	1	20	2	0	0	10	.800	6.00	0-0-0
Empty Net Goals			10						
Shootout Goals Allowed			3						

Team Totals 82 4,977 266 3 10 2,625 .900# 3.17# 32-43-7

#Shootout Goals Allowed are not included in the Team Save Percentage and Team Goals Against Average.

## RESULTS

1	Sept. 29	ANAHEIM^	4-1	W	1-0-0	17,551
2	Sept. 30 @	Anaheim^	1-4	L	1-1-0	17,300
3	Oct. 6	ST. LOUIS	3-5	L	1-2-0	18,118+
4	Oct. 10 @	Dallas	1-5	L	1-3-0	16,129
5	Oct. 12	BOSTON	6-8	L	1-4-0	17,064
6	Oct. 14	DETROIT	1-4	L	1-5-0	17,215
7	Oct. 16	MINNESOTA	4-3	W**	2-5-0	14,239
8	Oct. 18 @	Calgary	3-4	L	2-6-0	19,289
9	Oct. 19 @	Vancouver	4-2	W	3-6-0	18,630
10	Oct. 23	NASHVILLE	6-0	W	4-6-0	14,026
11	Oct. 25	DALLAS	2-1	W	5-6-0	14,559
12	Oct. 27	EDMONTON	4-1	W	6-6-0	16,173
13	Oct. 31	COLUMBUS	1-4	L	6-7-0	11,491
14	Nov. 2 @	San Jose	5-2	W	7-7-0	17,496
15	Nov. 3	SAN JOSE	1-3	L	7-8-0	18,118+
16	Nov. 10	DALLAS	6-5	W*	8-8-0	18,118+
17	Nov. 13 @	Anaheim	3-4	O**	8-8-1	17,174
18	Nov. 15	ANAHEIM	3-6	L	8-9-1	18,118+
19	Nov. 17	PHOENIX	0-1	L	8-10-1	15,659
20	Nov. 19 @	Dallas	0-3	L	8-11-1	17,208
21	Nov. 21 @	Phoenix	1-4	L	8-12-1	12,161
22	Nov. 24 @	San Jose	2-1	W	9-12-1	17,496
23	Nov. 25 @	Anaheim	2-3	L	9-13-1	17,174
24	Nov. 28 @	San Jose	3-2	W**	10-13-1	17,071
25	Dec. 1	COLORADO	2-5	L	10-14-1	17,297
26	Dec. 3	EDMONTON	3-4	O**	10-14-2	14,193
27	Dec. 5 @	Phoenix	1-4	L	10-15-2	11,401
28	Dec. 6	BUFFALO	8-2	W	11-15-2	15,980
29	Dec. 8	PHOENIX	2-4	L	11-16-2	16,053
30	Dec. 10	VANCOUVER	4-2	W	12-16-2	15,087
31	Dec. 12 @	Chicago	3-6	L	12-17-2	12,534
32	Dec. 13 @	Dallas	1-4	L	12-18-2	17,913
33	Dec. 15	MINNESOTA	1-2	L	12-19-2	16,648
34	Dec. 17 @	COLORADO	2-4	L	12-20-2	16,647
35	Dec. 19 @	Detroit	2-6	L	12-21-2	19,516
36	Dec. 21 @	Columbus	1-2	L	12-22-2	14,034
37	Dec. 22 @	Nashville	4-3	L	12-23-2	15,698
38	Dec. 26	SAN JOSE	2-3	L	12-24-2	18,118+

## KINGS 2008-09 SEASON IN REVIEW

Record: 34-37-11 (79 points)  
Pacific Division Finish: 5th

General Manager: Dean Lombardi  
Head Coach: Terry Murray  
Captain: Dustin Brown

## SCORING

PLAYER	GP	G	A	PTS	PIM	PLAYER	GP	G	A	PTS	PIM
Anze Kopitar	82	27	39	66	32	Tom Preissing	22	3	4	7	6
Alexander Frolov	77	32	27	59	30	Brian Boyle	28	4	1	5	42
Dustin Brown	80	24	29	53	64	Brad Richardson	31	0	5	5	11
Michal Handzus	82	18	24	42	32	Denis Gauthier	65	2	2	4	90
Jarret Stoll	74	18	23	41	68	Justin Williams	12	1	3	4	8
Kyle Quincey	72	4	34	38	63	Trevor Lewis	6	1	2	3	0
Patrick O'Sullivan	62	14	23	37	16	Davis Drewiske	17	0	3	3	18
Kyle Calder	74	8	19	27	41	Raitis Ivanans	76	2	0	2	145
Drew Doughty	81	6	21	27	56	Matt Moulson	7	1	0	1	2
Wayne Simmonds	82	9	14	23	73	John Zeiler	27	0	1	1	42
Teddy Purcell	40	4	12	16	4	Jonathan Quick	44	0	1	1	0
Oscar Moller	40	7	8	15	16	Kevin Westgarth	9	0	0	0	9
Matt Greene	82	2	12	14	111	Jason LaBarbera	19	0	0	0	2
Peter Harrold	69	4	8	12	28	Erik Ersberg	28	0	0	0	2
Sean O'Donnell	82	0	12	12	71	Shootout Goals/Team PIM	5			5	16
Jack Johnson	41	6	5	11	46	<b>Team Totals</b>	<b>82</b>	<b>207</b>	<b>336</b>	<b>543</b>	<b>1,207</b>
Derek Armstrong	56	5	4	9	63						

GOALTENDER	GP	MIN	GA	SO	EN	SA	S%	AVG	W-L-OT
Jonathan Quick	44	2,495	103	4	6	1,200	.914	2.48	21-18-2
Erik Ersberg	28	1,477	65	0	4	651	.900	2.64	8-11-5
Jonathan LaBarbera	19	995	47	2	1	439	.893	2.83	5-8-4
Empty Net Goals			11			11			
Shootout Goals Allowed			8						

**Team Totals** 82 5,002 234 6 11 2,301 .902# 2.71# 34-37-11  
#Shootout Goals Allowed are not included in the Team Save Percentage and Team Goals Against Average.

## RESULTS

1 Oct. 11 @	San Jose	1-3	L	0-1-0	17,496	42 Jan. 12	TAMPA BAY	1-3	L	17-19-6	16,511
2 Oct. 12	SAN JOSE	0-1	L	0-2-0	18,118+	43 Jan. 15	DETROIT	0-4	L	17-20-6	18,118+
3 Oct. 14	ANAHEIM	6-3	W	1-2-0	14,451	44 Jan. 17 @	Dallas	2-3	O**	17-20-7	18,532
4 Oct. 17	CAROLINA	4-3	W*	2-2-0	14,194	45 Jan. 20 @	Minnesota	5-2	W	18-20-7	18,568
5 Oct. 20	COLORADO	3-4	L	2-3-0	13,891	46 Jan. 21 @	Colorado	6-5	W	19-20-7	13,289
6 Oct. 24 @	St. Louis	4-0	W	3-3-0	19,150	47 Jan. 29	CHICAGO	5-2	W	20-20-7	18,118+
7 Oct. 25 @	Nashville	4-5	L	3-4-0	14,704	48 Jan. 31 @	Montreal	3-4	L	20-21-7	21,273
8 Oct. 27	DETROIT	3-4	O**	3-4-1	17,671	49 Feb. 3 @	Ottawa	1-0	W	21-21-7	18,054
9 Oct. 30	VANCOUVER	0-4	L	3-5-1	13,652	50 Feb. 5 @	Washington	5-4	W	22-21-7	18,277
10 Nov. 1	CALGARY	2-3	L	3-6-1	16,279	51 Feb. 7 @	New Jersey	3-1	W	23-21-7	17,056
11 Nov. 4	ANAHEIM	0-1	O*	3-6-2	14,327	52 Feb. 10 @	NY Islanders	4-3	W**	24-21-7	12,330
12 Nov. 6	FLORIDA	3-2	W	4-6-2	11,267	53 Feb. 12	CALGARY	0-2	L	24-22-7	17,286
13 Nov. 8	ST. LOUIS	5-3	W	5-6-2	17,182	54 Feb. 14	EDMONTON	2-3	O**	24-22-8	18,118+
14 Nov. 11	DALLAS	3-2	W**	6-6-2	13,823	55 Feb. 16	ATLANTA	6-7	O**	24-22-9	18,118+
15 Nov. 13 @	Dallas	3-2	W	7-6-2	17,675	56 Feb. 18 @	Anaheim	4-3	W	25-22-9	17,089
16 Nov. 15	NASHVILLE	1-3	L	7-7-2	14,135	57 Feb. 19 @	San Jose	2-4	L	25-23-9	17,496
17 Nov. 16 @	Anaheim	0-2	L	7-8-2	17,174	58 Feb. 21	PHOENIX	3-6	L	25-24-9	17,177
18 Nov. 20	WASHINGTON	5-2	W	8-8-2	17,428	59 Feb. 24 @	Minnesota	2-1	W**	26-24-9	18,568
19 Nov. 22	COLORADO	3-4	O**	8-8-3	18,118+	60 Feb. 25 @	Philadelphia	0-2	L	26-25-9	19,568
20 Nov. 25 @	Calgary	2-6	L	8-9-3	19,289	61 Feb. 27 @	Detroit	1-2	L	26-26-9	20,066
21 Nov. 26 @	Edmonton	2-1	W	9-9-3	16,839	62 Mar. 1 @	Chicago	2-4	L	26-27-9	21,386
22 Nov. 29	CHICAGO	5-2	W	10-9-3	16,147	63 Mar. 3 @	Columbus	4-5	L	26-28-9	15,049
23 Dec. 1	TORONTO	1-3	L	10-10-3	15,052	64 Mar. 5	DALLAS	5-4	W*	27-28-9	17,430
24 Dec. 2 @	Phoenix	2-4	L	10-11-3	11,473	65 Mar. 7	MINNESOTA	4-3	W	28-28-9	18,118+
25 Dec. 5	EDMONTON	4-5	O**	10-11-4	14,920	66 Mar. 9	VANCOUVER	3-2	W	29-28-9	16,995
26 Dec. 6	COLUMBUS	3-0	W	11-11-4	15,235	67 Mar. 13 @	Vancouver	2-4	L	29-29-9	18,630
27 Dec. 9 @	Colorado	1-6	L	11-12-4	14,122	68 Mar. 14 @	San Jose	1-2	O**	29-29-10	17,496
28 Dec. 11	ST. LOUIS	6-2	W	12-12-4	13,851	69 Mar. 16	NASHVILLE	3-4	L	29-30-10	17,810
29 Dec. 13	MINNESOTA	3-1	W	13-12-4	14,857	70 Mar. 19 @	Boston	3-2	W*	30-30-10	17,565
30 Dec. 15	SAN JOSE	2-3	O**	13-12-5	16,005	71 Mar. 20 @	Pittsburgh	1-4	L	30-31-10	17,132
31 Dec. 17	NY RANGERS	2-3	O*	13-12-6	17,166	72 Mar. 22 @	Chicago	1-4	L	30-32-10	21,629
32 Dec. 19 @	Buffalo	0-5	L	13-13-6	18,147	73 Mar. 24 @	St. Louis	0-2	L	30-33-10	19,150
33 Dec. 20 @	Detroit	4-6	L	13-14-6	19,784	74 Mar. 26 @	Dallas	1-0	W**	31-33-10	16,908
34 Dec. 23 @	Columbus	3-0	W	14-14-6	15,145	75 Mar. 28 @	Nashville	3-4	O*	31-33-11	17,113
35 Dec. 26	PHOENIX	1-2	L	14-15-6	18,118+	76 Mar. 31	DALLAS	2-3	L	31-34-11	17,648
36 Dec. 27 @	Phoenix	4-0	W	15-15-6	16,199	77 Apr. 2 @	Phoenix	1-2	L	31-35-11	13,177
37 Dec. 29	COLUMBUS	0-2	L	15-16-6	18,118+	78 Apr. 4	PHOENIX	6-1	W	32-35-11	18,118+
38 Jan. 3	PHILADELPHIA	2-1	W**	16-16-6	18,118+	79 Apr. 6 @	Calgary	1-4	L	32-36-11	19,289
39 Jan. 6 @	Anaheim	1-3	L	16-17-6	17,174	80 Apr. 7	Edmonton	2-1	W	33-36-11	16,839
40 Jan. 8	ANAHEIM	4-3	W	17-17-6	18,118+	81 Apr. 9 @	Vancouver	0-1	L	33-37-11	18,630
41 Jan. 10	NEW JERSEY	1-5	L	17-18-6	18,118+	82 Apr. 11	SAN JOSE	4-3	W	34-37-11	18,118+

\*overtime \*\*shootout +home sellout

## KINGS 2009-10 SEASON IN REVIEW

Record: 46-27-9 (101 points)  
Pacific Division Finish: 3rd

General Manager: Dean Lombardi  
Head Coach: Terry Murray  
Captain: Dustin Brown

## SCORING

PLAYER	GP	G	A	PTS	PIM	PLAYER	GP	G	A	PTS	PIM
Anze Kopitar	82	34	47	81	16	Teddy Purcell	41	3	3	6	4
Drew Doughty	82	16	43	59	54	Fredrik Modin	20	3	2	5	14
Dustin Brown	82	24	32	56	41	Peter Harrold	39	1	2	3	8
Ryan Smyth	67	22	31	53	42	Brandon Segal	25	1	1	2	20
Alexander Frolov	81	19	32	51	26	Rich Clune	14	0	2	2	26
Jarret Stoll	73	16	31	47	40	Jeff Halpern	16	0	2	2	12
Michal Handzus	81	20	22	42	38	Corey Elkins	3	1	0	1	0
Wayne Simmonds	78	16	24	40	116	Jonathan Bernier	3	0	1	1	0
Jack Johnson	80	8	28	36	48	Jonathan Quick	72	0	1	1	2
Justin Williams	49	10	19	29	39	Marc-Andre Cliche	1	0	0	0	0
Brad Richardson	81	11	16	27	37	Andrei Loktionov	1	0	0	0	0
Scott Parse	59	11	13	24	22	Brayden Schenn	1	0	0	0	0
Randy Jones	48	5	16	21	28	Alec Martinez	4	0	0	0	2
Sean O'Donnell	78	3	12	15	70	Trevor Lewis	5	0	0	0	0
Rob Scuderi	73	0	11	11	21	Erik Ersberg	11	0	0	0	0
Matt Greene	75	2	7	9	83	Raitis Ivanans	61	0	0	0	136
Davis Drewiske	42	1	7	8	14	Shootout Goals/Team PIM	10			10	16
Oscar Moller	34	4	3	7	4	<b>Team Totals</b>	<b>82</b>	<b>241</b>	<b>408</b>	<b>649</b>	<b>979</b>

GOALTENDER	GP	MIN	GA	SO	EN	SA	S%	AVG	W-L-OT
Jonathan Bernier	3	185	4	1	0	94	.957	1.30	3-0-0
Erik Ersberg	11	551	22	0	0	234	.906	2.40	4-3-2
Jonathan Quick	72	4,258	180	4	5	1,927	.907	2.54	39-24-7
Empty Net Goals			5			5			
Shootout Goals Allowed			8						

**Team Totals** 82 5,020 219 5 5 2,260 .907# 2.52# 46-27-9  
#Shootout Goals Allowed are not included in the Team Save Percentage and Team Goals Against Average.

## RESULTS

1	Oct. 3	PHOENIX	3-6	L	0-1-0	18,118+	42	Jan. 2	WASHINGTON	2-1	W	24-15-3	18,118+
2	Oct. 6	SAN JOSE	6-4	W	1-1-0	15,035	43	Jan. 4 @	San Jose	6-2	W	25-15-3	17,562
3	Oct. 8	MINNESOTA	6-3	W	2-1-0	14,995	44	Jan. 7	DETROIT	1-2	L	25-16-3	18,118+
4	Oct. 10 @	St. Louis	2-1	W	3-1-0	19,150	45	Jan. 9	ST. LOUIS	3-4	L	25-17-3	18,118+
5	Oct. 12 @	NY Islanders	2-1	W	4-1-0	12,145	46	Jan. 11	SAN JOSE	1-2	L	25-18-3	17,821
6	Oct. 14 @	NY Rangers	2-4	L	4-2-0	18,200	47	Jan. 14	ANAHEIM	4-0	W	26-18-3	18,118+
7	Oct. 15 @	Detroit	2-5	L	4-3-0	17,782	48	Jan. 16	BOSTON	4-3	W**	27-18-3	18,118+
8	Oct. 17 @	Columbus	1-4	L	4-4-0	15,251	49	Jan. 19	SAN JOSE	1-5	L	27-19-3	16,212
9	Oct. 19 @	Dallas	4-1	W	5-4-0	16,210	50	Jan. 21	BUFFALO	4-3	W**	28-19-3	16,884
10	Oct. 22	DALLAS	5-4	W*	6-4-0	15,025	51	Jan. 23 @	Detroit	3-2	W	29-19-3	20,066
11	Oct. 24 @	Phoenix	5-3	W	7-4-0	7,968	52	Jan. 26 @	Toronto	5-3	W	30-19-3	19,322
12	Oct. 25	COLUMBUS	6-2	W	8-4-0	15,820	53	Jan. 28 @	Columbus	4-1	W	31-19-3	13,709
13	Oct. 28 @	San Jose	1-2	O**	8-4-1	17,562	54	Jan. 30 @	Boston	3-2	W**	32-19-3	17,565
14	Oct. 29	VANCOUVER	1-2	O**	8-4-2	16,838	55	Jan. 31 @	New Jersey	3-2	W	33-19-3	17,625
15	Nov. 2 @	Phoenix	5-3	W	9-4-2	5,855	56	Feb. 2	NY RANGERS	2-1	W	34-19-3	18,118+
16	Nov. 5	PITTSBURGH	5-2	W	10-4-2	18,118+	57	Feb. 4	ANAHEIM	6-4	W	35-19-3	18,118+
17	Nov. 7	NASHVILLE	1-3	L	10-5-2	15,237	58	Feb. 6	DETROIT	4-3	W	36-19-3	18,118+
18	Nov. 9 @	Chicago	1-4	L	10-6-2	20,293	59	Feb. 8 @	Anaheim	2-4	L	36-20-3	16,033
19	Nov. 11 @	Carolina	5-2	W	11-6-2	13,510	60	Feb. 11	EDMONTON	2-3	O**	36-20-4	18,118+
20	Nov. 13 @	Atlanta	0-7	L	11-7-2	15,638	61	Feb. 13	COLORADO	3-0	W	37-20-4	18,118+
21	Nov. 14 @	Tampa Bay	2-1	W**	12-7-2	16,612	62	Mar. 2 @	Dallas	5-1	W	38-20-4	15,571
22	Nov. 16 @	Florida	4-3	W**	13-7-2	12,502	63	Mar. 4	Nashville	2-4	L	38-21-4	15,653
23	Nov. 18	PHILADELPHIA	2-3	L	13-8-2	17,821	64	Mar. 6	MONTREAL	2-4	L	38-22-4	18,118+
24	Nov. 21	CALGARY	2-5	L	13-9-2	16,336	65	Mar. 8	COLUMBUS	6-0	W	39-22-4	17,524
25	Nov. 25 @	Edmonton	3-1	W	14-9-2	16,839	66	Mar. 10	Chicago	2-3	O*	39-22-5	21,850
26	Nov. 26	Vancouver	1-4	L	14-10-2	18,810	67	Mar. 12 @	Dallas	2-1	W**	40-22-5	16,651
27	Nov. 28	CHICAGO	2-1	W**	15-10-2	18,118+	68	Mar. 14	NASHVILLE	2-3	L	40-23-5	18,118+
28	Dec. 1 @	Anaheim	4-3	W	16-10-2	14,231	69	Mar. 18	CHICAGO	0-3	L	40-24-5	18,118+
29	Dec. 3	OTTAWA	6-3	W	17-10-2	14,997	70	Mar. 20	NY ISLANDERS	1-0	W	41-24-5	18,118+
30	Dec. 5	ST. LOUIS	4-5	O**	17-10-3	17,519	71	Mar. 22	COLORADO	4-3	W*	42-24-5	17,845
31	Dec. 7	CALGARY	2-1	W	18-10-3	13,853	72	Mar. 24 @	Colorado	3-4	O**	42-24-6	13,667
32	Dec. 9 @	San Jose	5-4	W*	19-10-3	17,562	73	Mar. 25 @	St. Louis	1-3	L	42-25-6	19,150
33	Dec. 10	PHOENIX	3-2	W**	20-10-3	15,259	74	Mar. 27	DALLAS	1-4	L	42-26-6	18,118+
34	Dec. 12	DALLAS	3-2	W**	21-10-3	18,118+	75	Mar. 29 @	Minnesota	2-3	L	42-27-6	18,284
35	Dec. 14 @	Vancouver	1-3	L	21-11-3	18,810	76	Mar. 30 @	Nashville	2-0	W	43-27-6	14,433
36	Dec. 15 @	Edmonton	3-2	W	22-11-3	16,839	77	Apr. 1	VANCOUVER	8-3	W	44-27-6	18,118+
37	Dec. 17 @	Calgary	1-2	L	22-12-3	19,289	78	Apr. 3	ANAHEIM	1-2	O**	44-27-7	18,118+
38	Dec. 26 @	Phoenix	2-3	L	22-13-3	16,131	79	Apr. 6 @	Anaheim	5-4	W**	45-27-7	16,278
39	Dec. 28	MINNESOTA	3-4	L	22-14-3	18,118+	80	Apr. 8	PHOENIX	2-3	O**	45-27-8	18,118+
40	Dec. 30 @	Calgary	1-2	L	22-15-3	19,289	81	Apr. 10	EDMONTON	3-4	O**	45-27-9	18,118+
41	Dec. 31 @	Minnesota	5-2	W	23-15-3	18,504	82	Apr. 11 @	Colorado	2-1	W*	46-27-9	15,676

## KINGS 2010-11 SEASON IN REVIEW

**Record:** 46-30-6 (98 points)  
**Pacific Division Finish:** 4th

**General Manager:** Dean Lombardi  
**Head Coach:** Terry Murray  
**Captain:** Dustin Brown

## SCORING

PLAYER	GP	G	A	PTS	PIM	PLAYER	GP	G	A	PTS	PIM
Anze Kopitar	75	25	48	73	20	Marco Sturm	17	4	5	9	17
Ryan Brown	82	28	29	57	67	Andrei Loktionov	19	4	3	7	2
Justin Williams	73	22	35	57	59	Dustin Penner	19	2	4	6	2
Ryan Smyth	82	23	24	47	35	Davis Drewiske	38	0	5	5	19
Jarret Stoll	82	20	23	43	42	Scott Parse	5	1	3	4	0
Jack Johnson	82	5	37	42	44	Oscar Moller	13	1	3	4	2
Drew Doughty	76	11	29	40	68	Peter Harrold	19	1	3	4	4
Wayne Simmonds	80	14	16	30	75	Kevin Westgarth	56	0	3	3	105
Michal Handzus	82	12	18	30	20	Brayden Schenn	8	0	2	2	0
Brad Richardson	68	7	12	19	47	Jonathan Quick	61	0	2	2	0
Alec Martinez	60	5	11	16	18	Jake Muzzin	11	0	1	1	0
Alexei Ponikarovsky	61	5	10	15	36	John Zeiler	4	0	0	0	0
Rob Scuderi	82	2	13	15	16	Dwight King	6	0	0	0	2
Kyle Clifford	76	7	7	14	141	Jonathan Bernier	25	0	0	0	0
Trevor Lewis	72	3	10	13	6	Shootout Goals/Team PIM	10			10	24
Matt Greene	71	2	9	11	70	<b>Team Totals</b>	<b>82</b>	<b>219</b>	<b>370</b>	<b>589</b>	<b>962</b>
Willie Mitchell	57	5	5	10	21						

GOALTENDER	GP	MIN	GA	SO	EN	SA	S%	AVG	W-L-OT
Jonathan Quick	61	3,591	134	6	4	1,631	.918	2.24	35-22-3
Jonathan Bernier	25	1,378	57	3	1	652	.913	2.48	11-8-3
Empty Net Goals			5			5			
Shootout Goals Allowed			2						
<b>Team Totals</b>	<b>82</b>	<b>4,994</b>	<b>198</b>	<b>9</b>	<b>5</b>	<b>2,288</b>	<b>.914#</b>	<b>2.35#</b>	<b>46-30-6</b>

#Shootout Goals Allowed are not included in the Team Save Percentage and Team Goals Against Average.

## RESULTS

1 Oct. 9 @ Vancouver	2-1	W**	1-0-0	18,860	42 Jan. 10 TORONTO	2-3	L	23-18-1	17,834
2 Oct. 10 @ Calgary	1-3	L	1-1-0	19,289	43 Jan. 13 ST. LOUIS	1-3	L	23-19-1	17,932
3 Oct. 12 ATLANTA	3-1	W	2-1-0	18,118+	44 Jan. 15 EDMONTON	5-2	W	24-19-1	18,118+
4 Oct. 15 VANCOUVER	4-1	W	3-1-0	18,118+	45 Jan. 17 @ Dallas	1-2	L	24-20-1	14,163
5 Oct. 20 CAROLINA	4-3	W	4-1-0	17,769	46 Jan. 18 @ St. Louis	1-2	L	24-21-1	19,150
6 Oct. 21 @ Phoenix	2-4	L	4-2-0	6,706	47 Jan. 20 PHOENIX	0-2	L	24-22-1	18,118+
7 Oct. 23 @ Colorado	6-4	W	5-2-0	15,478	48 Jan. 22 @ Phoenix	4-3	W	25-22-1	13,210
8 Oct. 25 @ Minnesota	3-2	W**	6-2-0	17,094	49 Jan. 24 BOSTON	2-0	W	26-22-1	18,118+
9 Oct. 27 @ Chicago	1-3	L	6-3-0	20,667	50 Jan. 26 SAN JOSE	3-2	W**	27-22-1	18,118+
10 Oct. 28 @ Dallas	5-2	W	7-3-0	11,306	51 Feb. 1 @ Minnesota	0-1	O**	27-22-2	17,504
11 Oct. 30 NEW JERSEY	3-1	W	8-3-0	18,118+	52 Feb. 2 @ Edmonton	3-1	W	28-22-2	16,839
12 Nov. 4 TAMPA BAY	1-0	W	9-3-0	18,118+	53 Feb. 5 @ Calgary	4-3	W**	29-22-2	19,289
13 Nov. 6 NASHVILLE	4-1	W	10-3-0	18,118+	54 Feb. 10 @ Pittsburgh	1-2	O*	29-22-3	18,208
14 Nov. 11 DALLAS	3-1	W	11-3-0	18,118+	55 Feb. 12 @ Washington	4-1	W	30-22-3	18,398
15 Nov. 13 NY ISLANDERS	5-1	W	12-3-0	18,118+	56 Feb. 13 @ Philadelphia	1-0	W	31-22-3	19,724
16 Nov. 15 @ San Jose	3-6	L	12-4-0	17,562	57 Feb. 16 @ Columbus	4-3	W**	32-22-3	12,442
17 Nov. 17 COLUMBUS	3-5	L	12-5-0	18,118+	58 Feb. 17 @ NY Rangers	3-4	O**	32-22-4	18,200
18 Nov. 19 @ Buffalo	2-4	L	12-6-0	18,418	59 Feb. 19 @ NY Islanders	0-3	L	32-23-4	13,119
19 Nov. 20 @ Boston	4-3	W**	13-6-0	17,565	60 Feb. 23 @ Anaheim	3-2	W	33-23-4	17,174
20 Nov. 22 @ Ottawa	2-3	L	13-7-0	18,315	61 Feb. 24 MINNESOTA	4-2	W	34-23-4	18,118+
21 Nov. 24 @ Montreal	1-4	L	13-8-0	21,273	62 Feb. 26 COLORADO	4-3	W	35-23-4	18,118+
22 Nov. 27 CHICAGO	1-2	L	13-9-0	18,118+	63 Feb. 28 DETROIT	4-7	L	35-24-4	18,118+
23 Nov. 29 @ Anaheim	0-2	L	13-10-0	17,174	64 Mar. 3 PHOENIX	1-0	W	36-24-4	18,118+
24 Dec. 2 FLORIDA	3-2	W	14-10-0	17,720	65 Mar. 5 VANCOUVER	1-3	L	36-25-4	18,118+
25 Dec. 4 DETROIT	3-2	W*	15-10-0	18,118+	66 Mar. 7 DALLAS	3-4	O*	36-25-5	18,118+
26 Dec. 9 CALGARY	2-1	W	16-10-0	18,118+	67 Mar. 9 @ Detroit	2-1	W	37-25-5	20,066
27 Dec. 11 MINNESOTA	2-3	O*	16-10-1	18,118+	68 Mar. 11 @ Columbus	4-2	W	38-25-5	15,605
28 Dec. 13 @ Detroit	5-0	W	17-10-1	17,810	69 Mar. 13 @ Dallas	3-2	W	39-25-5	15,627
29 Dec. 16 @ St. Louis	4-6	L	17-11-1	19,150	70 Mar. 15 @ Nashville	4-2	W	40-25-5	15,761
30 Dec. 18 @ Nashville	6-1	W	18-11-1	16,734	71 Mar. 17 ST. LOUIS	0-4	L	40-26-5	18,118+
31 Dec. 19 @ Chicago	2-3	L	18-12-1	21,523	72 Mar. 19 ANAHEIM	1-2	O*	40-26-6	18,118+
32 Dec. 21 @ Colorado	5-0	W	19-12-1	15,891	73 Mar. 21 CALGARY	2-1	W**	41-26-6	18,118+
33 Dec. 23 EDMONTON	3-2	W**	20-12-1	18,118+	74 Mar. 24 SAN JOSE	4-3	W**	42-26-6	18,118+
34 Dec. 26 ANAHEIM	4-1	W	21-12-1	18,313+	75 Mar. 26 COLORADO	4-1	W	43-26-6	18,118+
35 Dec. 27 @ San Jose	4-0	W	22-12-1	17,562	76 Mar. 29 @ Edmonton	2-0	W	44-26-6	16,839
36 Dec. 29 @ Phoenix	3-6	L	22-13-1	15,153	77 Mar. 31 @ Vancouver	1-3	L	44-27-6	18,860
37 Dec. 30 PHILADELPHIA	4-7	L	22-14-1	18,118+	78 Apr. 2 DALLAS	3-1	W	45-27-6	18,118+
38 Jan. 1 SAN JOSE	0-1	L	22-15-1	18,118+	79 Apr. 4 @ San Jose	1-6	L	45-28-6	17,562
39 Jan. 3 CHICAGO	3-4	L	22-16-1	17,916	80 Apr. 6 PHOENIX	3-2	W**	46-28-6	18,118+
40 Jan. 6 NASHVILLE	2-5	L	22-17-1	17,823	81 Apr. 8 @ Anaheim	1-2	L	46-29-6	17,587
41 Jan. 8 COLUMBUS	6-4	W	23-17-1	18,118+	82 Apr. 9 ANAHEIM	1-3	L	46-30-6	18,203+

\*overtime \*\*shootout +home sellout

## KINGS 2011-12 SEASON IN REVIEW

**Record:** 40-27-15 (95 points)  
**Pacific Division Finish:** 3rd

**Head Coach:** Terry Murray (13-12-4)/  
 John Stevens (2-2-0)/  
 Darryl Sutter (25-13-11)

**General Manager:** Dean Lombardi

**Captain:** Dustin Brown

## SCORING

PLAYER	GP	G	A	PTS	PIM	PLAYER	GP	G	A	PTS	PIM
Anze Kopitar	82	25	51	76	20	Rob Scuderi	82	1	8	9	16
Justin Williams	82	22	37	59	44	Brad Richardson	59	5	3	8	30
Dustin Brown	82	22	32	54	53	Colin Fraser	67	2	6	8	67
Mike Richards	74	18	26	44	71	Andrei Loktionov	39	3	4	7	2
Drew Doughty	77	10	26	36	69	Trevor Lewis	72	3	4	7	26
Jack Johnson	61	8	16	24	24	Trent Hunter	38	2	5	7	8
Willie Mitchell	76	5	19	24	44	Jordan Nolan	26	2	2	4	28
Jarret Stoll	78	6	15	21	60	Ethan Moreau	28	1	3	4	20
Slava Voynov	54	8	12	20	12	Davis Drewiske	9	2	0	2	2
Simon Gagne	34	7	10	17	18	Scott Parse	9	2	0	2	14
Dustin Penner	65	7	10	17	43	Kevin Westgarth	25	1	1	2	39
Matt Greene	82	4	11	15	58	Jonathan Quick	69	0	2	2	6
Dwight King	27	5	9	14	10	Jonathan Bernier	16	0	0	0	0
Alec Martinez	51	6	6	12	8	Shootout Goals/Team PIM	6			6	6
Kyle Clifford	81	5	7	12	123	<b>Team Totals</b>	<b>82</b>	<b>194</b>	<b>328</b>	<b>522</b>	<b>923</b>
Jeff Carter	16	6	3	9	2						

GOALTENDER	GP	MIN	GA	SO	EN	SA	S%	AVG	W-L-OT
Jonathan Quick	69	4,099	133	10	1	1,863	.929	1.95	35-21-13
Jonathan Bernier	16	890	35	1	1	383	.909	2.36	5-6-2
Empty Net Goals			2			2			
Shootout Goals Allowed			9						
<b>Team Totals</b>	<b>82</b>	<b>5,018</b>	<b>179</b>	<b>11</b>	<b>2</b>	<b>2,248</b>	<b>.924#</b>	<b>2.03#</b>	<b>40-27-15</b>

#Shootout Goals Allowed are not included in the Team Save Percentage and Team Goals Against Average.

## RESULTS

1	Oct. 7	NY RANGERS*	3-2	W*	1-0-0	13,800	42	Jan. 7	COLUMBUS	0-1	L	20-15-7	18,118+
2	Oct. 8	BUFFALO*	2-4	L	1-1-0	14,300+	43	Jan. 9	WASHINGTON	5-2	W	21-15-7	18,118+
3	Oct. 13 @	New Jersey	1-2	O**	1-1-1	12,256	44	Jan. 12	DALLAS	4-5	O**	21-15-8	18,118+
4	Oct. 15 @	Philadelphia	3-2	W*	2-1-1	19,644	45	Jan. 14 @	Calgary	4-1	W	22-15-8	19,289
5	Oct. 18	ST. LOUIS	5-0	W	3-1-1	18,118+	46	Jan. 15 @	Edmonton	1-2	O*	22-15-9	16,839
6	Oct. 20 @	Phoenix	2-0	W	4-1-1	7,128	47	Jan. 17 @	Vancouver	3-2	W**	23-15-9	18,890
7	Oct. 22	DALLAS	1-0	W	5-1-1	18,118+	48	Jan. 19	CALGARY	1-2	O**	23-15-10	18,118+
8	Oct. 25	NEW JERSEY	0-3	L	5-2-1	18,118+	49	Jan. 21	COLORADO	1-3	L	23-16-10	18,118+
9	Oct. 27 @	Dallas	5-3	W	6-2-1	8,443	50	Jan. 23	OTTAWA	4-1	W	24-16-10	18,118+
10	Oct. 29 @	Phoenix	2-3	O*	6-2-2	10,379	51	Feb. 1	COLUMBUS	3-2	W	25-16-10	18,118+
11	Oct. 30 @	Colorado	2-3	L	6-3-2	12,355	52	Feb. 3 @	St. Louis	0-1	L	25-17-10	18,811
12	Nov. 3	EDMONTON	0-3	L	6-4-2	18,118+	53	Feb. 4 @	Carolina	1-2	L	25-18-10	16,860
13	Nov. 5	PITTSBURGH	2-3	O**	6-4-3	18,118+	54	Feb. 7 @	Tampa Bay	3-1	W	26-18-10	16,489
14	Nov. 7 @	San Jose	2-4	L	6-5-3	17,562	55	Feb. 9 @	Florida	1-3	L	26-19-10	14,929
15	Nov. 8	NASHVILLE	4-3	W	7-5-3	17,963	56	Feb. 11 @	NY Islanders	1-2	O*	26-19-11	13,079
16	Nov. 10	VANCOUVER	2-3	L	7-6-3	18,118+	57	Feb. 12 @	Dallas	4-2	W	27-19-11	12,191
17	Nov. 12	MINNESOTA	5-2	W	8-6-3	18,118+	58	Feb. 16	PHOENIX	0-1	L	27-20-11	18,118+
18	Nov. 16	ANAHEIM	2-1	W**	9-6-3	18,118+	59	Feb. 18	CALGARY	0-1	L	27-21-11	18,118+
19	Nov. 17 @	Anaheim	5-3	W	10-6-3	15,412	60	Feb. 21 @	Phoenix	4-5	O**	27-21-12	10,842
20	Nov. 19	DETROIT	1-4	L	10-7-3	18,118+	61	Feb. 22 @	Colorado	1-4	L	27-22-12	15,907
21	Nov. 22 @	St. Louis	3-2	W	11-7-3	18,178	62	Feb. 25	CHICAGO	4-0	W	28-22-12	18,118+
22	Nov. 23 @	Dallas	2-3	O*	11-7-4	11,779	63	Feb. 27 @	Nashville	1-2	L	28-23-12	15,665
23	Nov. 26	CHICAGO	1-2	L	11-8-4	18,118+	64	Feb. 28 @	Minnesota	4-0	W	29-23-12	17,317
24	Nov. 28	SAN JOSE	2-0	W	12-8-4	18,118+	65	Mar. 3	ANAHEIM	4-2	W	30-23-12	18,301+
25	Dec. 1	FLORIDA	2-1	W	13-8-4	17,720	66	Mar. 6 @	Nashville	5-4	W	31-23-12	17,113
26	Dec. 3	MONTREAL	1-2	L	13-9-4	18,118+	67	Mar. 8 @	Columbus	1-3	L	31-24-12	14,306
27	Dec. 6 @	Anaheim	2-3	L	13-10-4	14,419	68	Mar. 9 @	Detroit	3-4	L	31-25-12	20,066
28	Dec. 8	MINNESOTA	2-4	L	13-11-4	18,118+	69	Mar. 11 @	Chicago	3-2	W**	32-25-12	21,398
29	Dec. 10	DALLAS	1-2	L	13-12-4	18,118+	70	Mar. 13	DETROIT	5-2	W	33-25-12	18,118+
30	Dec. 13 @	Boston	0-3	L	13-13-4	17,565	71	Mar. 16 @	Anaheim	4-2	W	34-25-12	17,367
31	Dec. 15 @	Columbus	2-1	W	14-13-4	16,090	72	Mar. 17	NASHVILLE	4-2	W	35-25-12	18,118+
32	Dec. 17 @	Detroit	2-8	L	14-14-4	20,066	73	Mar. 20	SAN JOSE	5-2	W	36-25-12	18,118+
33	Dec. 19 @	Toronto	3-2	W**	15-14-4	19,521	74	Mar. 22	ST. LOUIS	1-0	W**	37-25-12	18,118+
34	Dec. 22	ANAHEIM	3-2	W**	16-14-4	18,118+	75	Mar. 24	BOSTON	2-4	L	37-26-12	18,310+
35	Dec. 23 @	San Jose	1-2	O*	16-14-5	17,562	76	Mar. 26 @	Vancouver	0-1	L	37-27-12	18,890
36	Dec. 26	PHOENIX	4-3	W	17-14-5	18,118+	77	Mar. 28 @	Calgary	3-0	W	38-27-12	19,289
37	Dec. 28 @	Chicago	2-0	W	18-14-5	22,066	78	Mar. 30	Edmonton	4-1	W	39-27-12	16,839
38	Dec. 29 @	Winnipeg	0-1	O*	18-14-6	15,004	79	Mar. 31 @	Minnesota	3-4	O**	39-27-13	18,209
39	Dec. 31	VANCOUVER	4-1	W	19-14-6	18,118+	80	Apr. 2	EDMONTON	2-0	W	40-27-13	18,118+
40	Jan. 2	COLORADO	1-2	O*	19-14-7	18,118+	81	Apr. 5	SAN JOSE	5-6	O**	40-27-14	18,330+
41	Jan. 5	PHOENIX	1-0	W*	20-14-7	18,118+	82	Apr. 7 @	San Jose	2-3	O*	40-27-15	17,562

## KINGS 2012-13 SEASON IN REVIEW

Record: 27-16-5 (59 points)  
Pacific Division Finish: 2nd

General Manager: Dean Lombardi  
Head Coach: Darryl Sutter  
Captain: Dustin Brown

## SCORING

PLAYER	GP	G	A	PTS	PIM	PLAYER	GP	G	A	PTS	PIM
Anze Kopitar	47	10	32	42	16	Colin Fraser	34	2	5	7	25
Jeff Carter	48	26	7	33	16	Jordan Nolan	44	2	4	6	46
Justin Williams	48	11	22	33	22	Brad Richardson	16	1	5	6	10
Mike Richards	48	12	20	32	42	Tyler Toffoli	10	2	3	5	2
Dustin Brown	46	18	11	29	22	Alec Martinez	27	1	4	5	10
Slava Voynov	48	6	19	25	14	Simon Gagne	11	0	5	5	2
Drew Doughty	48	6	16	22	36	Davis Drewiske	20	1	3	4	14
Jarret Stoll	48	7	11	18	28	Keaton Ellerby	35	0	3	3	16
Jake Muzzin	45	7	9	16	35	Robyn Regehr	12	0	2	2	2
Kyle Clifford	48	7	7	14	51	Matt Greene	5	0	1	1	8
Trevor Lewis	48	5	9	14	19	Jonathan Bernier	14	0	1	1	0
Dustin Penner	33	2	12	14	18	Jonathan Quick	37	0	0	0	2
Rob Scuderi	48	1	11	12	4	Shootout Goals/Team PIM	2			2	10
Dwight King	47	4	6	10	11	Team Totals	48	133	228	361	481

GOALTENDER	GP	MIN	GA	SO	EN	SA	S%	AVG	W-L-OT
Jonathan Bernier	14	768	24	1	1	306	.922	1.88	9-3-1
Jonathan Quick	37	2,134	87	1	2	889	.902	2.45	18-13-4
Empty Net Goals			3			3			
Shootout Goals Allowed			4						
Team Totals	48	2,917	118	2	3	1,198	.905#	2.34#	27-16-5

#Shootout Goals Allowed are not included in the Team Save Percentage and Team Goals Against Average.

## RESULTS

1 Jan. 19	CHICAGO	2-5	L	0-1-0	18,545+	25 Mar. 12 @	Phoenix	2-5	L	14-9-2	15,075
2 Jan. 22 @	Colorado	1-3	L	0-2-0	18,007	26 Mar. 14 @	San Jose	3-4	L	14-10-2	17,562
3 Jan. 24 @	Edmonton	1-2	O*	0-2-1	16,839	27 Mar. 16	SAN JOSE	5-2	W	15-10-2	18,118+
4 Jan. 26 @	Phoenix	4-2	W	1-2-1	14,780	28 Mar. 18	PHOENIX	4-0	W	16-10-2	18,118+
5 Jan. 28	VANCOUVER	3-2	W**	2-2-1	18,344+	29 Mar. 19	PHOENIX	3-2	W	17-10-2	18,118+
6 Jan. 31	NASHVILLE	1-2	O**	2-2-2	18,118+	30 Mar. 21	DALLAS	0-2	L	17-11-2	18,118+
7 Feb. 2 @	Anaheim	4-7	L	2-3-2	17,436	31 Mar. 23	VANCOUVER	0-1	L	17-12-2	18,118+
8 Feb. 5 @	Columbus	4-2	W	3-3-2	11,019	32 Mar. 25 @	Chicago	5-4	W	18-12-2	21,850
9 Feb. 7 @	Nashville	0-3	L	3-4-2	17,113	33 Mar. 28 @	St. Louis	4-2	W	19-12-2	19,770
10 Feb. 10 @	Detroit	2-3	L	3-5-2	20,066	34 Mar. 30 @	Minnesota	3-4	O**	19-12-3	19,223
11 Feb. 11 @	St. Louis	4-1	W	4-5-2	14,498	35 Mar. 31 @	Dallas	3-2	W	20-12-3	15,719
12 Feb. 15	COLUMBUS	2-1	W	5-5-2	18,118+	36 Apr. 2 @	Phoenix	1-3	L	20-13-3	12,934
13 Feb. 17 @	Chicago	2-3	L	5-6-2	21,843	37 Apr. 4	MINNESOTA	3-0	W	21-13-3	18,118+
14 Feb. 19 @	Edmonton	3-1	W	6-6-2	16,839	38 Apr. 6	EDMONTON	4-1	W	22-13-3	18,118+
15 Feb. 20 @	Calgary	3-1	W	7-6-2	19,289	39 Apr. 7 @	Anaheim	3-4	O**	22-13-4	17,494
16 Feb. 23	COLORADO	4-1	W	8-6-2	18,118+	40 Apr. 9 @	Dallas	1-5	L	22-14-4	16,367
17 Feb. 25	ANAHEIM	5-2	W	9-6-2	18,118+	41 Apr. 11	COLORADO	3-2	W**	23-14-4	18,118+
18 Feb. 27	DETROIT	2-1	W	10-6-2	18,118+	42 Apr. 13	ANAHEIM	2-1	W	24-14-4	18,473+
19 Mar. 2 @	Vancouver	2-5	L	10-7-2	18,910	43 Apr. 16 @	San Jose	2-3	O**	24-14-5	17,562
20 Mar. 4	NASHVILLE	5-1	W	11-7-2	18,118+	44 Apr. 18	COLUMBUS	2-1	W	25-14-5	18,118+
21 Mar. 5	ST. LOUIS	6-4	W	12-7-2	18,118+	45 Apr. 21	DALLAS	4-3	W*	26-14-5	18,118+
22 Mar. 7	DALLAS	2-5	L	12-8-2	18,118+	46 Apr. 23 @	Minnesota	1-2	L	26-15-5	18,825
23 Mar. 9	CALGARY	6-2	W	13-8-2	18,248+	47 Apr. 24 @	Detroit	1-3	L	26-16-5	20,066
24 Mar. 11	CALGARY	3-1	W	14-8-2	18,118+	48 Apr. 27	SAN JOSE	3-2	W	27-16-5	18,443+



\*overtime \*\*shootout +home sellout

## KINGS 2013-14 SEASON IN REVIEW

Record: 46-28-8 (100 points)  
Pacific Division Finish: 3rd

General Manager: Dean Lombardi  
Head Coach: Darryl Sutter  
Captain: Dustin Brown

## SCORING

PLAYER	GP	G	A	PTS	PIM	PLAYER	GP	G	A	PTS	PIM
Anze Kopitar	82	29	41	70	24	Trevor Lewis	73	6	5	11	6
Jeff Carter	72	27	23	50	44	Jordan Nolan	64	6	4	10	54
Justin Williams	82	19	24	43	48	Kyle Clifford	71	3	5	8	81
Mike Richards	82	11	30	41	28	Tanner Pearson	25	3	4	7	8
Drew Doughty	78	10	27	37	64	Matt Greene	38	2	4	6	47
Slava Voynov	82	4	30	34	44	Matt Frattin	40	2	4	6	11
Dwight King	77	15	15	30	18	Linden Vey	18	0	5	5	0
Tyler Toffoli	62	12	17	29	10	Daniel Carillo	26	1	1	2	57
Dustin Brown	79	15	12	27	66	Colin Fraser	33	0	2	2	30
Jarret Stoll	78	8	19	27	48	Jonathan Quick	49	0	2	2	2
Jake Muzzin	76	5	19	24	58	Martin Jones	19	0	1	1	0
Alec Martinez	61	11	11	22	14	Ben Scrivens	19	0	1	1	0
Marian Gaborik	19	5	11	16	4	Andrew Campbell	3	0	0	0	0
Robyn Regehr	79	3	11	14	46	Shootout Goals/Team PIM	8			8	6
Willie Mitchell	76	1	11	12	58	Team Totals	82	206	339	545	876

GOALTENDER	GP	MIN	GA	SO	EN	SA	S%	AVG	W-L-OT
Martin Jones	19	1,095	33	4	1	500	.934	1.81	12-6-0
Ben Scrivens	19	975	32	3	1	464	.931	1.97	7-5-4
Jonathan Quick	49	2,904	100	6	1	1,183	.915	2.07	27-17-4
Empty Net Goals			3			3			
Shootout Goals Allowed			6						
Team Totals	82	5,001	174	13	3	2,150	.922#	2.02#	46-28-8

#Shootout Goals Allowed are not included in the Team Save Percentage and Team Goals Against Average.

## RESULTS

1 Oct. 3 @	Minnesota	3-2	W**	1-0-0	18,511	42 Jan. 2 @	St. Louis	0-5	L	25-13-4	19,839
2 Oct. 4 @	Winnipeg	3-5	L	1-1-0	15,004	43 Jan. 4	VANCOUVER	3-1	W	26-13-4	18,118+
3 Oct. 7	NY RANGERS	1-3	L	1-2-0	18,118+	44 Jan. 7	MINNESOTA	1-2	O**	26-13-5	18,118+
4 Oct. 9	OTTAWA	4-3	W*	2-2-0	18,118+	45 Jan. 9	BOSTON	4-2	W	27-13-5	18,118+
5 Oct. 11 @	Carolina	2-1	W**	3-2-0	16,353	46 Jan. 11	DETROIT	1-3	L	27-14-5	18,262+
6 Oct. 13 @	Florida	3-0	W	4-2-0	12,810	47 Jan. 13	VANCOUVER	1-0	W	28-14-5	18,118+
7 Oct. 15 @	Tampa Bay	1-5	L	4-3-0	16,310	48 Jan. 16 @	St. Louis	4-1	W	29-14-5	19,374
8 Oct. 17 @	Nashville	2-1	W**	5-3-0	16,416	49 Jan. 18 @	Detroit	2-3	O**	29-14-6	20,066
9 Oct. 19	DALLAS	5-2	W	6-3-0	18,118+	50 Jan. 20 @	Boston	2-3	L	29-15-6	17,565
10 Oct. 21	CALGARY	2-3	L	6-4-0	18,118+	51 Jan. 21 @	Columbus	3-5	L	29-16-6	13,286
11 Oct. 24	PHOENIX	7-4	W	7-4-0	18,118+	52 Jan. 23 @	Anaheim	1-2	L	29-17-6	17,503
12 Oct. 27	EDMONTON	2-1	W**	8-4-0	18,118+	53 Jan. 25	ANAHEIM^	0-3	L	29-18-6	54,099+
13 Oct. 29 @	Phoenix	1-3	L	8-5-0	10,452	54 Jan. 27 @	San Jose	1-0	W	30-18-6	17,562
14 Oct. 30	SAN JOSE	4-3	W*	9-5-0	18,118+	55 Jan. 28 @	Phoenix	0-3	L	30-19-6	13,681
15 Nov. 2	NASHVILLE	3-4	L	9-6-0	18,118+	56 Jan. 30	PITTSBURGH	1-4	L	30-20-6	18,118+
16 Nov. 7	BUFFALO	2-0	W	10-6-0	18,118+	57 Feb. 1	PHILADELPHIA	0-2	L	30-21-6	18,118+
17 Nov. 9	VANCOUVER	5-1	W	11-6-0	18,118+	58 Feb. 3	CHICAGO	3-5	L	30-22-6	18,118+
18 Nov. 12 @	Buffalo	2-3	O**	11-6-1	18,281	59 Feb. 6	COLUMBUS	2-1	W*	31-22-6	18,118+
19 Nov. 14 @	NY Islanders	3-2	W	12-6-1	13,922	60 Feb. 26 @	Colorado	6-4	W	32-22-6	16,754
20 Nov. 15 @	New Jersey	2-0	W	13-6-1	12,168	61 Feb. 27 @	Calgary	2-0	W	32-22-6	19,289
21 Nov. 17 @	NY Rangers	1-0	W	14-6-1	18,006	62 Mar. 1	CAROLINA	3-1	W	34-22-6	18,118+
22 Nov. 19	TAMPA BAY	5-2	W	15-6-1	18,118+	63 Mar. 3	MONTREAL	2-1	W	35-22-6	18,118+
23 Nov. 21	NEW JERSEY	1-2	O*	15-6-2	18,118+	64 Mar. 6 @	Winnipeg	3-1	W	36-22-6	15,004
24 Nov. 23	COLORADO	0-1	O*	15-6-3	18,118+	65 Mar. 9 @	Edmonton	4-2	W	37-22-6	16,839
25 Nov. 25 @	Vancouver	3-2	W*	16-6-3	18,910	66 Mar. 10 @	Calgary	3-2	W	38-22-6	19,289
26 Nov. 27 @	San Jose	2-3	O**	16-6-4	17,562	67 Mar. 13	TORONTO	2-3	L	38-23-6	18,319+
27 Nov. 30	CALGARY	1-2	L	16-7-4	18,118+	68 Mar. 15	ANAHEIM	1-2	L	38-24-6	18,278+
28 Dec. 2	ST. LOUIS	3-2	W	17-7-4	18,118+	69 Mar. 17	PHOENIX	3-4	L	38-25-6	18,118+
29 Dec. 3 @	Anaheim	3-2	W**	18-7-4	17,294	70 Mar. 20	WASHINGTON	2-1	W**	39-25-6	18,118+
30 Dec. 7	NY ISLANDERS	3-0	W	19-7-4	18,118+	71 Mar. 22	FLORIDA	4-0	W	40-25-6	18,118+
31 Dec. 10 @	Montreal	6-0	W	20-7-4	21,273	72 Mar. 24 @	Philadelphia	3-2	W	41-25-6	19,876
32 Dec. 11 @	Toronto	3-1	W	21-7-4	19,375	73 Mar. 25 @	Washington	5-4	W**	42-25-6	18,506
33 Dec. 14 @	Ottawa	5-2	W	22-7-4	17,140	74 Mar. 27 @	Pittsburgh	3-2	W	43-25-6	18,650
34 Dec. 15 @	Chicago	1-3	L	22-8-4	21,426	75 Mar. 29	WINNIPEG	4-2	W	44-25-6	18,118+
35 Dec. 17	EDMONTON	3-0	W	23-8-4	18,118+	76 Mar. 31	MINNESOTA	2-3	L	44-26-6	18,118+
36 Dec. 19	SAN JOSE	4-1	W	24-8-4	18,118+	77 Apr. 2	PHOENIX	4-0	W	45-26-6	18,118+
37 Dec. 21	COLORADO	3-2	W**	25-8-4	18,118+	78 Apr. 3 @	San Jose	1-2	L	45-27-6	17,562
38 Dec. 23	DALLAS	2-5	L	25-9-4	18,274+	79 Apr. 5 @	Vancouver	1-2	L	45-28-6	18,910
39 Dec. 28 @	Nashville	2-3	L	25-10-4	17,113	80 Apr. 9 @	Calgary	3-4	O**	45-28-7	19,289
40 Dec. 30 @	Chicago	0-1	L	25-11-4	22,161	81 Apr. 10 @	Edmonton	3-0	W	46-28-7	16,839
41 Dec. 31 @	Dallas	2-3	L	25-12-4	15,610	82 Apr. 12	ANAHEIM	3-4	O**	46-28-8	18,372+

\*overtime \*\*shootout +home sellout ^Game played at Dodger Stadium



## KINGS 2014-15 SEASON IN REVIEW

Record: 40-27-15 (95 points)

Pacific Division Finish: 4th

General Manager: Dean Lombardi

Head Coach: Darryl Sutter

Captain: Dustin Brown

## SCORING

PLAYER	GP	G	A	PTS	PIM	PLAYER	GP	G	A	PTS	PIM
Anze Kopitar	79	16	48	64	10	Kyle Clifford	80	6	9	15	87
Jeff Carter	82	28	34	62	28	Robyn Regehr	67	3	10	13	45
Tyler Toffoli	76	23	26	49	37	Jordan Nolan	60	6	3	9	54
Marian Gaborik	69	27	20	47	16	Jamie McBain	26	3	6	9	4
Drew Doughty	82	7	39	46	56	Matt Greene	82	3	6	9	54
Justin Williams	81	18	23	41	29	Nick Shore	34	1	6	7	10
Jake Muzzin	76	10	31	41	22	Andrej Sekera	16	1	3	4	6
Dustin Brown	82	11	16	27	26	Andy Andreoff	18	2	1	3	18
Dwight King	81	13	13	26	21	Slava Voynov	6	0	2	2	2
Trevor Lewis	73	9	16	25	14	Jeff Schultz	9	0	1	1	4
Brayden McNabb	71	2	22	24	52	Martin Jones	15	0	1	1	0
Alec Martinez	56	6	16	22	10	Jonathan Quick	72	0	1	1	18
Jarret Stoll	73	6	11	17	58	David Van Der Gulik	1	0	0	0	0
Tanner Pearson	42	12	4	16	14	Shootout Goals/Team PIM	2	2	2	2	10
Mike Richards	53	5	11	16	39	Team Totals	82	220	379	599	744

## GOALTENDER

GOALTENDER	GP	MIN	GA	SO	EN	SA	S%	AVG	W-L-OT
Jonathan Quick	72	4,184	156	6	8	1,896	.918	2.24	36-22-13
Martin Jones	15	775	29	3	4	307	.906	2.25	4-5-2
Empty Net Goals			12			12			
Shootout Goals Allowed			8						

Team Totals 82 4,990 205 9 12 2,215 .911# 2.37# 40-27-15

#Shootout Goals Allowed are not included in the Team Save Percentage and Team Goals Against Average.

## RESULTS

1 Oct. 8	SAN JOSE	0-4 L	0-1-0	18,514+	42 Jan. 10	WINNIPEG	4-5 O**	19-13-10	18,230+
2 Oct. 11 @	Arizona	2-3 O*	0-1-1	12,859	43 Jan. 12	TORONTO	2-0 W	20-13-10	18,230+
3 Oct. 12	WINNIPEG	4-1 W	1-1-1	18,230+	44 Jan. 14	NEW JERSEY	3-5 L	20-14-10	18,230+
4 Oct. 14	EDMONTON	6-1 W	2-1-1	18,230+	45 Jan. 17	ANAHEIM	2-3 O**	20-14-11	18,422+
5 Oct. 16	ST. LOUIS	1-0 W**	3-1-1	18,230+	46 Jan. 19	CALGARY	1-2 O*	20-14-12	18,230+
6 Oct. 19	MINNESOTA	2-1 W	4-1-1	18,230+	47 Jan. 21 @	San Jose	2-4 L	20-15-12	17,562
7 Oct. 23	BUFFALO	2-0 W	5-1-1	18,230+	48 Jan. 28	CHICAGO	4-3 W	21-15-12	18,525+
8 Oct. 26	COLUMBUS	5-2 W	6-1-1	18,230+	49 Jan. 31 @	Boston	1-3 L	21-16-12	17,565
9 Oct. 28 @	Philadelphia	2-3 O*	6-1-2	19,873	50 Feb. 3 @	Washington	0-4 L	21-17-12	18,506
10 Oct. 30 @	Pittsburgh	0-3 L	6-2-2	18,570	51 Feb. 5 @	Florida	2-3 L	21-18-12	9,624
11 Oct. 31 @	Detroit	2-5 L	6-3-2	20,027	52 Feb. 7 @	Tampa Bay	4-2 W	22-18-12	19,204
12 Nov. 2 @	Carolina	2-3 L	6-4-2	10,519	53 Feb. 9 @	Columbus	4-3 W	23-18-12	14,703
13 Nov. 4 @	Dallas	3-1 W	7-4-2	16,567	54 Feb. 12	CALGARY	5-3 W	24-18-12	18,230+
14 Nov. 6	NY ISLANDERS	1-2 O**	7-4-3	18,230+	55 Feb. 14	WASHINGTON	3-1 W	25-18-12	18,230+
15 Nov. 8	VANCOUVER	5-1 W	8-4-3	18,230+	56 Feb. 16	TAMPA BAY	3-2 W	26-18-12	18,230+
16 Nov. 12 @	Anaheim	5-6 O**	8-4-4	17,245	57 Feb. 18 @	Colorado	4-1 W	27-18-12	15,786
17 Nov. 13	DALLAS	0-2 L	8-5-4	18,230+	58 Feb. 21 @	San Jose^	2-1 W	28-18-12	70,205
18 Nov. 15	ANAHEIM	3-2 W*	9-5-4	18,230+	59 Feb. 24	DETROIT	1-0 W	29-18-12	18,230+
19 Nov. 18	FLORIDA	5-2 W	10-5-4	18,230+	60 Feb. 26	OTTAWA	0-1 L	29-19-12	18,230+
20 Nov. 20	CAROLINA	3-2 W	11-5-4	18,230+	61 Feb. 27 @	Anaheim	2-4 L	29-20-12	17,413
21 Nov. 22 @	Dallas	4-5 L	11-6-4	18,111	62 Mar. 1 @	Winnipeg	2-5 L	29-21-12	15,916
22 Nov. 25 @	Nashville	3-4 O**	11-6-5	17,181	63 Mar. 3 @	Edmonton	5-2 W	30-21-12	16,839
23 Nov. 26 @	Minnesota	4-0 W	12-6-5	19,038	64 Mar. 5	MONTREAL	4-3 W**	31-21-12	18,230+
24 Nov. 29	CHICAGO	1-4 L	12-7-5	18,471+	65 Mar. 7	PITTSBURGH	0-1 O*	31-21-13	18,487+
25 Dec. 2	BOSTON	2-0 W	13-7-5	18,230+	66 Mar. 10 @	Colorado	5-2 W	32-21-13	15,724
26 Dec. 4 @	Arizona	4-0 W	14-7-5	12,254	67 Mar. 12 @	Vancouver	4-0 W	33-21-13	18,663
27 Dec. 6	PHILADELPHIA	1-2 L	14-8-5	18,230+	68 Mar. 14	NASHVILLE	1-2 L	33-22-13	18,230+
28 Dec. 9 @	Buffalo	0-1 L	14-9-5	18,438	69 Mar. 16	ARIZONA	1-0 W	34-22-13	18,230+
29 Dec. 11 @	Ottawa	5-3 W	15-9-5	17,284	70 Mar. 18 @	Anaheim	2-3 O*	34-22-14	17,174
30 Dec. 12 @	Montreal	2-6 L	15-10-5	21,287	71 Mar. 21	VANCOUVER	1-4 L	34-23-14	18,230+
31 Dec. 14 @	Toronto	3-4 O**	15-10-6	19,219	72 Mar. 23 @	New Jersey	3-1 W	35-23-14	15,721
32 Dec. 16 @	St. Louis	2-5 L	15-11-6	17,212	73 Mar. 24 @	NY Rangers	4-2 W	36-23-14	18,006
33 Dec. 18	ST. LOUIS	6-4 W	16-11-6	18,230+	74 Mar. 26 @	NY Islanders	3-2 W	37-23-14	16,170
34 Dec. 20	ARIZONA	4-2 W	17-11-6	18,230+	75 Mar. 28 @	Minnesota	1-4 L	37-24-14	19,204
35 Dec. 22	CALGARY	3-4 O*	17-11-7	18,230+	76 Mar. 30 @	Chicago	1-4 L	37-25-14	21,848
36 Dec. 27	SAN JOSE	3-1 W	18-11-7	18,451+	77 Apr. 2	EDMONTON	8-2 W	38-25-14	18,230+
37 Dec. 29 @	Calgary	1-2 L	18-12-7	19,289	78 Apr. 4	COLORADO	3-1 W	39-25-14	18,230+
38 Dec. 30 @	Edmonton	2-3 O**	18-12-8	16,839	79 Apr. 6 @	Vancouver	1-2 O**	39-25-15	18,870
39 Jan. 1 @	Vancouver	3-2 W	19-12-8	18,870	80 Apr. 7 @	Edmonton	2-4 L	39-26-15	16,839
40 Jan. 3	NASHVILLE	6-7 O*	19-12-9	18,230+	81 Apr. 9 @	Calgary	1-3 L	39-27-15	19,289
41 Jan. 8	NY RANGERS	3-4 L	19-13-9	18,230+	82 Apr. 11	SAN JOSE	4-1 W	40-27-15	18,230+

\*overtime \*\*shootout +home sellout ^Game played at Levi's Stadium

## KINGS ALL-TIME RECORD YEAR-BY-YEAR

SEASON	GP	W	L	T	OT	PTS	FINISH	PCT	GF	GA
1967-68	74	31	33	10	-	72	2nd West	.486	200	224
1968-69	76	24	42	10	-	58	4th West	.382	185	260
1969-70	76	14	52	10	-	38	6th West	.250	168	290
1970-71	78	25	40	13	-	63	5th West	.404	239	303
1971-72	78	20	49	9	-	49	7th West	.314	206	305
1972-73	78	31	36	11	-	73	6th West	.468	232	245
1973-74	78	33	33	12	-	78	3rd West	.500	233	231
1974-75	80	42	17	21	-	105	2nd Norris	.656	269	185
1975-76	80	38	33	9	-	85	2nd Norris	.531	263	265
1976-77	80	34	31	15	-	83	2nd Norris	.519	271	241
1977-78	80	31	34	15	-	77	3rd Norris	.481	243	245
1978-79	80	34	34	12	-	80	3rd Norris	.500	292	286
1979-80	80	30	36	14	-	74	2nd Norris	.463	290	313
1980-81	80	43	24	13	-	99	2nd Norris	.619	337	290
1981-82	80	24	41	15	-	63	4th Smythe	.394	314	369
1982-83	80	27	41	12	-	66	5th Smythe	.413	308	365
1983-84	80	23	44	13	-	59	5th Smythe	.369	309	376
1984-85	80	34	32	14	-	82	4th Smythe	.513	339	326
1985-86	80	23	49	8	-	54	5th Smythe	.338	284	389
1986-87	80	31	41	8	-	70	4th Smythe	.438	318	341
1987-88	80	30	42	8	-	68	4th Smythe	.425	318	359
1988-89	80	42	31	7	-	91	2nd Smythe	.569	376	335
1989-90	80	34	39	7	-	75	4th Smythe	.469	338	337
1990-91	80	46	24	10	-	102	1st Smythe	.638	340	254
1991-92	80	35	31	14	-	84	2nd Smythe	.525	287	296
1992-93	84	39	35	10	-	88	3rd Smythe	.524	338	340
1993-94	84	27	45	12	-	66	5th Pacific	.393	294	322
1994-95	48	16	23	9	-	41	4th Pacific	.427	142	174
1995-96	82	24	40	18	-	66	6th Pacific	.402	256	302
1996-97	82	28	43	11	-	67	6th Pacific	.409	214	268
1997-98	82	38	33	11	-	87	2nd Pacific	.530	227	225
1998-99	82	32	45	5	-	69	5th Pacific	.421	189	222
1999-00	82	39	27	12	4	94	2nd Pacific	.573	245	228
2000-01	82	38	28	13	3	92	3rd Pacific	.561	252	228
2001-02	82	40	27	11	4	95	3rd Pacific	.579	214	190
2002-03	82	33	37	6	6	78	3rd Pacific	.476	203	221
2003-04	82	28	29	16	9	81	3rd Pacific	.494	205	217
2004-05	No Season - Lockout									
2005-06	82	42	35	-	5	89	4th Pacific	.543	249	270
2006-07	82	27	41	-	14	68	4th Pacific	.415	227	283
2007-08	82	32	43	-	7	71	5th Pacific	.433	231	266
2008-09	82	34	37	-	11	79	5th Pacific	.482	207	234
2009-10	82	46	27	-	9	101	3rd Pacific	.616	241	219
2010-11	82	46	30	-	6	98	4th Pacific	.598	219	198
2011-12	82	40	27	-	15	95	3rd Pacific	.549	194	179
2012-13	48	27	16	-	5	59	2nd Pacific	.615	133	118
2013-14	82	46	28	-	8	100	3rd Pacific	.610	206	174
2014-15	82	40	27	-	15	95	4th Pacific	.579	220	205

TOTALS 3,718 1,541 1,632 424 121 3,627 .488 11,865 12,513

OT column includes both overtime and shootout losses starting in the 2005-06 season.

## KINGS ALL-TIME HOME RECORD YEAR-BY-YEAR

SEASON	GP	W	L	T	OT	PTS	SEASON	GP	W	L	T	OT	PTS
1967-68	37	20	13	4	–	44	1993-94	42	18	19	5	–	41
1968-69	38	19	14	5	–	43	1994-95	24	7	11	6	–	20
1969-70	38	12	22	4	–	28	1995-96	41	16	16	9	–	41
1970-71	39	17	14	8	–	42	1996-97	41	18	16	7	–	43
1971-72	39	14	23	2	–	30	1997-98	41	22	16	3	–	47
1972-73	39	21	11	7	–	49	1998-99	41	18	20	3	–	39
1973-74	39	22	13	4	–	48	1999-00	41	21	13	5	2	49
1974-75	40	22	7	11	–	55	2000-01	41	20	12	8	1	49
1975-76	40	22	13	5	–	49	2001-02	41	22	12	6	1	51
1976-77	40	20	13	7	–	47	2002-03	41	19	19	2	1	41
1977-78	40	18	16	6	–	42	2003-04	41	15	16	9	1	40
1978-79	40	20	13	7	–	47	2004-05	No Season - Lockout					
1979-80	40	18	13	9	–	45	2005-06	41	26	14	–	1	53
1980-81	40	22	11	7	–	51	2006-07	41	16	16	–	9	41
1981-82	40	19	15	6	–	44	2007-08	41	17	21	–	3	37
1982-83	40	20	13	7	–	47	2008-09	41	18	15	–	8	44
1983-84	40	13	19	8	–	34	2009-10	41	22	13	–	6	50
1984-85	40	20	14	6	–	46	2010-11	41	25	13	–	3	53
1985-86	40	9	27	4	–	22	2011-12	41	22	14	–	5	49
1986-87	40	20	17	3	–	43	2012-13	24	19	4	–	1	39
1987-88	40	19	18	3	–	41	2013-14	41	23	14	–	4	50
1988-89	40	25	12	3	–	53	2014-15	41	25	9	–	7	57
1989-90	40	21	16	3	–	45							
1990-91	40	26	9	5	–	57							
1991-92	40	20	11	9	–	49							
1992-93	42	22	15	5	–	49							
							TOTALS	1,859	910	685	211	53	2,084
OT column includes both overtime and shootout losses starting in the 2005-06 season.													

# KINGS ALL-TIME ROAD RECORD YEAR-BY-YEAR

SEASON	GP	W	L	T	OT	PTS	SEASON	GP	W	L	T	OT	PTS
1967-68	37	11	20	6	–	28	1993-94	42	9	26	7	–	25
1968-69	38	5	28	5	–	15	1994-95	24	9	12	3	–	21
1969-70	38	2	30	6	–	10	1995-96	41	8	24	9	–	25
1970-71	39	8	26	5	–	21	1996-97	41	10	27	4	–	24
1971-72	39	6	26	7	–	19	1997-98	41	16	17	8	–	40
1972-73	39	10	25	4	–	24	1998-99	41	14	25	2	–	30
1973-74	39	11	20	8	–	30	1999-00	41	18	14	7	2	45
1974-75	40	20	10	10	–	50	2000-01	41	18	16	5	2	43
1975-76	40	16	20	4	–	36	2001-02	41	18	15	5	3	44
1976-77	40	14	18	8	–	36	2002-03	41	14	18	4	5	37
1977-78	40	13	18	9	–	35	2003-04	41	13	13	7	8	41
1978-79	40	14	21	5	–	33	2004-05	No Season - Lockout					
1979-80	40	12	23	5	–	29	2005-06	41	16	21	–	4	36
1980-81	40	21	13	6	–	48	2006-07	41	11	25	–	5	27
1981-82	40	5	26	9	–	19	2007-08	41	15	22	–	4	34
1982-83	40	7	28	5	–	19	2008-09	41	16	22	–	3	35
1983-84	40	10	25	5	–	25	2009-10	41	24	14	–	3	51
1984-85	40	14	18	8	–	36	2010-11	41	21	17	–	3	45
1985-86	40	14	22	4	–	32	2011-12	41	18	13	–	10	46
1986-87	40	11	24	5	–	27	2012-13	24	8	12	–	4	20
1987-88	40	11	24	5	–	27	2013-14	41	23	14	–	4	50
1988-89	40	17	19	4	–	38	2014-15	41	15	18	–	8	38
1989-90	40	13	23	4	–	30	TOTALS	1,859	631	947	213	68	1,543
1990-91	40	20	15	5	–	45	OT column includes both overtime and shootout losses starting in the 2005-06 season.						
1991-92	40	15	20	5	–	35							
1992-93	42	17	20	5	–	39							

# KINGS VS. OPPONENTS – ALL-TIME OVERALL

TEAM	GP	W	L	T	OT	GF	GA	PTS	PCT
Anaheim	122	54	44	11	13	339	356	132	.541
Arizona	212	83	96	25	8	711	761	199	.469
Boston	135	40	81	13	1	418	544	94	.348
Buffalo	117	42	56	18	1	365	436	103	.440
Calgary	226	89	109	21	7	745	838	206	.456
Carolina	71	34	27	8	2	271	249	78	.549
Chicago	186	78	86	17	5	561	616	178	.478
Colorado	122	63	47	8	4	435	420	138	.566
Columbus	51	29	18	1	3	152	119	62	.608
Dallas	225	84	101	32	8	659	730	208	.462
Detroit	194	82	80	27	5	674	672	196	.505
Edmonton	194	75	80	30	9	696	752	189	.487
Florida	28	15	10	3	0	78	69	33	.589
Minnesota	53	24	16	5	8	131	120	61	.575
Montreal	139	30	89	20	0	384	577	80	.288
Nashville	61	29	24	3	5	173	160	66	.541
New Jersey	97	53	30	11	3	375	302	120	.619
NY Islanders	101	45	42	12	2	316	318	104	.515
NY Rangers	129	46	64	16	3	400	475	111	.430
Ottawa	29	19	8	2	0	104	72	40	.690
Philadelphia	141	41	83	15	2	372	498	99	.351
Pittsburgh	152	71	59	18	4	516	477	164	.539
San Jose	136	60	57	7	12	377	399	139	.511
St. Louis	193	73	96	22	2	566	616	170	.440
Tampa Bay	31	12	16	2	1	69	82	27	.435
Toronto	143	62	58	21	2	485	479	147	.514
Vancouver	237	103	98	32	4	794	772	242	.511
Washington	104	56	33	13	2	394	356	127	.611
Winnipeg	20	11	4	0	5	73	63	27	.675
Defunct Clubs	69	38	20	11	0	232	185	87	.630
TOTALS	3,718	1,541	1,632	424	121	11,865	12,513	3,627	.488

# KINGS VS. OPPONENTS – ALL-TIME HOME

TEAM	GP	W	L	T	OT	PTS
Anaheim	61	33	17	4	7	77
Arizona	105	47	42	14	2	110
Boston	67	25	34	7	1	58
Buffalo	59	26	24	9	0	61
Calgary	112	55	45	9	3	122
Carolina	35	21	11	3	0	45
Chicago	92	41	40	8	3	93
Colorado	62	36	18	5	3	80
Columbus	26	17	8	1	0	35
Dallas	112	50	40	19	3	122
Detroit	97	48	34	14	1	111
Edmonton	96	39	36	15	6	99
Florida	15	11	4	0	0	22
Minnesota	26	12	8	2	4	30
Montreal	70	21	40	9	0	51
Nashville	31	14	14	0	3	31
New Jersey	48	30	11	6	1	67
NY Islanders	50	25	17	7	1	58
NY Rangers	66	26	28	10	2	64
Ottawa	15	12	2	1	0	25
Philadelphia	72	22	42	8	0	52
Pittsburgh	74	45	18	8	3	101
San Jose	68	38	23	4	3	83
St. Louis	96	47	36	12	1	107
Tampa Bay	16	4	10	2	0	10
Toronto	70	36	24	10	0	82
Vancouver	120	63	39	16	2	144
Washington	53	32	14	6	1	71
Winnipeg	10	7	0	0	3	17
Defunct Clubs	35	27	6	2	0	56
TOTALS	1,859	910	685	211	53	2,084

# KINGS VS. OPPONENTS – ALL-TIME ROAD

TEAM	GP	W	L	T	OT	PTS
Anaheim	61	21	27	7	6	55
Arizona	107	36	54	11	6	89
Boston	68	15	47	6	0	36
Buffalo	58	16	32	9	1	42
Calgary	114	34	64	12	4	84
Carolina	36	13	16	5	2	33
Chicago	94	37	46	9	2	85
Colorado	60	27	29	3	1	58
Columbus	25	12	10	0	3	27
Dallas	113	34	61	13	5	86
Detroit	97	34	46	13	4	85
Edmonton	98	36	44	15	3	90
Florida	13	4	6	3	0	11
Minnesota	27	12	8	3	4	31
Montreal	69	9	49	11	0	29
Nashville	30	15	10	3	2	35
New Jersey	49	23	19	5	2	53
NY Islanders	51	20	25	5	1	46
NY Rangers	63	20	36	6	1	47
Ottawa	14	7	6	1	0	15
Philadelphia	69	19	41	7	2	47
Pittsburgh	78	26	41	10	1	63
San Jose	68	22	34	3	9	56
St. Louis	97	26	60	10	1	63
Tampa Bay	15	8	6	0	1	17
Toronto	73	26	34	11	2	65
Vancouver	117	40	59	16	2	98
Washington	51	24	19	7	1	56
Winnipeg	10	4	4	0	2	10
Defunct Clubs	34	11	14	9	0	31
TOTALS	1,859	631	947	213	68	1,543



## KINGS ALL-TIME COACHING RECORDS

	COACH	GAMES	W	L	O/T*	PTS	PCT
1	Andy Murray	480	215	176	89	519	.540
2	Bob Pulford	396	178	150	68	424	.535
3	Larry Robinson	328	122	161	45	289	.441
4	Terry Murray	275	139	106	30	308	.560
5	<b>Darryl Sutter</b>	261	138	84	39	315	.603
6	Tom Webster	240	115	94	31	261	.544
7	Bob Berry	240	107	94	39	253	.527
8	Barry Melrose	209	79	101	29	187	.447
9	Pat Quinn	202	75	101	26	176	.436
10	Don Perry	168	52	85	31	135	.402
11	Marc Crawford	164	59	84	21	139	.424
12	Red Kelly	150	55	75	20	130	.433
13	Robbie Ftorek	132	65	56	11	141	.534
14	Larry Regan	88	27	47	14	68	.386
15	Ron Stewart	80	31	34	15	77	.481
16	Fred Glover	68	18	42	8	44	.324
17	Mike Murphy	65	20	37	8	48	.369
18	Johnny Wilson	52	9	34	9	27	.260
19	Parker MacDonald	42	13	24	5	31	.369
20	Roger Neilson	28	8	17	3	19	.339
21	Hal Laycoe	24	5	18	1	11	.229
22	John Torchetti	12	5	7	0	10	.416
23	Rogie Vachon	10	4	3	3	11	.550
24	John Stevens	4	2	2	0	4	.500
<b>TOTALS</b>		<b>3,718</b>	<b>1,541</b>	<b>1,632</b>	<b>545</b>	<b>3,627</b>	<b>.488</b>

\*O/T column includes ties, overtime and shootout losses.

## KINGS HEAD COACHES YEAR-BY-YEAR

### Red Kelly: (55-75-20)

June 8, 1967 through June 3, 1969.

### Hal Laycoe: (5-18-1)

June 6, 1969 through December 13, 1969.

### Johnny Wilson: (9-34-9)

December 14, 1969 through August 7, 1970.

### Larry Regan: (27-47-14)

August 7, 1970 through October 27, 1971.

### Fred Glover: (18-42-8)

October 30, 1971 through April 28, 1972.

### Bob Pulford: (178-150-68)

June 7, 1972 through May 27, 1977.

### Ron Stewart: (31-34-15)

August 4, 1977 through April 20, 1978.

### Bob Berry: (107-94-39)

April 21, 1978 through May 22, 1981.

### Parker MacDonald: (13-24-5)

May 22, 1981 through January 11, 1982.

### Don Perry: (52-85-31)

January 11, 1982 through January 27, 1984.

### Rogie Vachon: (1-0-1)

January 27, 1984 through January 28, 1984.

### Roger Neilson: (8-17-3)

January 30, 1984 through April 2, 1984.

### Pat Quinn: (75-101-26)

May 29, 1984 through January 10, 1987.

### Mike Murphy: (20-37-8)

January 10, 1987 through December 5, 1987.

### Rogie Vachon: (0-1-0)

December 6, 1987 through December 8, 1987.

### Robbie Ftorek: (65-56-11)

December 9, 1987 through May 20, 1989.

### Tom Webster: (115-94-31)

May 31, 1989 through May 4, 1992.

### Barry Melrose: (79-101-29)

June 25, 1992 through April 19, 1995.

### Rogie Vachon: (3-2-2)

April 21, 1995 through May 3, 1995.

### Larry Robinson: (122-161-45)

July 26, 1995 through April 19, 1999.

### Andy Murray: (215-176-89)

June 14, 1999 through March 22, 2006.

### John Torchetti: (5-7-0)

March 22, 2006 through April 17, 2006.

### Marc Crawford: (59-84-21)

May 22, 2006 through June 10, 2008.

### Terry Murray: (139-106-30)

July 17, 2008 through December 10, 2011.

### John Stevens (2-2-0)

December 13, 2011 through December 19, 2011.

### Darryl Sutter (138-84-39)

December 22, 2011 to present.

## FASTEST 100 WINS AS A KINGS HEAD COACH

	100th Win	Game #	Total Record
Darryl Sutter	(6-1 vs. Edmonton, 10/14/14)	183	100-58-25
Terry Murray	(3-2 vs. Edmonton, 12/23/10)	197	100-76-21
Tom Webster	(2-0 vs. Chicago, 2/1/92)	211	100-83-28
Andy Murray	(4-1 vs. Minnesota, 1/24/02)	214	100-82-32
Bob Pulford	(7-4 vs. Kansas City, 3/4/75)	220	100-81-39
Bob Berry	(3-1 at Colorado, 3/6/81)	227	100-92-35

## KINGS ALL-TIME SCORING

	Player	POS	GP	G	A	PTS	PIM	PPG	SHG		Player	POS	GP	G	A	PTS	PIM	PPG	SHG
1	Dionne, Marcel	C	921	550	757	1,307	461	172	9	77	Boucher, Alexei	D	312	32	77	109	255	15	0
2	Robitaille, Luc	LW	1,077	557	597	1,154	924	210	3	78	Zhitnik, Philippe	D	170	26	81	107	208	18	0
3	Taylor, Dave	RW	1,111	431	638	1,069	1,589	123	4	79	Sydnor, Darryl	D	288	20	85	105	249	5	0
4	Gretzky, Wayne	C	539	246	672	918	182	63	17	80	Carr, Gene	C	212	38	66	104	184	2	2
5	Nicholls, Bernie	C	602	327	431	758	765	100	25	81	Irvine, Ted	LW	207	44	59	103	101	6	1
6	Goring, Butch	C	736	275	384	659	66	62	20	82	Apps Jr., Syl	C	201	31	72	103	59	5	0
7	Kopitar, Anze	C	683	218	392	610	184	70	9	83	Allison, Jason	C	99	25	77	102	90	7	0
8	Blake, Rob	D	805	161	333	494	1,231	92	1	84	Korab, Jerry	D	211	18	84	102	354	7	0
9	Fox, Jim	RW	578	186	293	479	143	38	1	85	Smyth, Ryan	LW	149	45	55	100	77	20	0
10	Simmer, Charlie	LW	384	222	244	466	320	79	2	86	Avery, Sean	LW	218	35	64	99	667	2	4
11	Murphy, Mike	RW	673	194	263	457	442	40	19	87	Ferraro, Ray	C	197	48	50	98	223	16	0
12	Brown, Dustin	RW	802	207	235	442	544	71	3	88	O'Donnell, Sean	D	541	15	83	98	940	2	0
13	Frolov, Alexander	LW	536	168	213	381	210	42	7	89	Kasper, Steve	C	173	35	62	97	74	4	4
14	Berry, Bob	LW	539	159	191	350	344	41	0	90	Palmer, Rob	D	222	8	86	94	84	3	1
15	Widing, Juha	C	502	131	211	342	188	21	0	91	Simmonds, Wayne	RW	240	39	54	93	264	3	0
16	Palffy, Ziggy	RW	311	150	190	340	137	44	10	92	Elik, Todd	C	122	31	60	91	99	3	0
17	Duchesne, Steve	D	442	99	216	315	399	33	5	93	Williams, Dave	LW	162	40	50	90	727	6	0
18	Granato, Tony	LW	380	148	157	305	821	42	5	94	Bernier, Serge	RW	101	33	57	90	55	7	0
19	Hardy, Mark	D	616	53	250	303	858	26	3	95	Labossiere, Gord	C	161	34	55	89	59	4	0
20	Kurri, Jari	RW	331	108	185	293	171	43	8	96	Yachmenev, Vitali	RW	149	29	57	86	30	8	1
21	Visnovsky, Lubomir	D	499	70	209	279	214	31	0	97	White, Bill	D	189	20	66	86	159	4	1
22	Stumpel, Jozef	C	334	76	191	267	107	21	0	98	Benning, Brian	D	162	14	72	86	330	5	0
23	Doughty, Drew	D	524	66	201	267	403	30	0	99	Deadmarsh, Adam	LW	114	46	39	85	96	16	0
24	Williams, Justin	RW	427	103	163	266	249	25	0	100	Manery, Randy	D	202	20	64	84	173	8	0
25	Sandstrom, Tomas	RW	235	117	137	254	320	34	1	101	Toffoli, Tyler	C	148	37	46	83	49	5	5
26	Williams, Tommy	LW	372	114	135	249	67	36	0	102	Carpenter, Bob	C	120	32	51	83	106	13	0
27	McSorley, Marty	D	472	71	163	234	1,846	13	7	103	Bozek, Steve	LW	124	46	36	82	82	13	0
28	Corrigan, Mike	RW	401	106	124	230	524	34	1	104	Conroy, Craig	C	130	27	55	82	116	9	3
29	Carson, Jimmy	C	219	108	111	219	83	45	0	105	Muzzin, Jake	D	208	22	60	82	115	8	0
30	Stoll, Jarret	C	506	81	133	214	344	24	2	106	Voinov, Slava	D	190	18	63	81	72	5	0
31	Murray, Glen	RW	304	103	108	211	190	27	8	107	Halward, Doug	D	141	16	65	81	161	10	0
32	Murphy, Larry	D	242	52	155	207	255	22	2	108	Millen, Corey	C	88	43	37	80	86	17	3
33	Cammalleri, Michael	LW	283	93	112	205	170	45	0	109	King, Dwight	LW	238	37	43	80	62	0	2
34	Joyal, Eddie	C	319	105	99	204	83	24	1	110	Pulford, Bob	LW	132	30	50	80	101	8	2
35	Armstrong, Derek	C	385	63	139	202	297	19	0	111	Allison, Mike	C	147	32	45	77	257	11	1
36	Smolinski, Bryan	C	295	78	113	191	162	17	5	112	Martinez, Alec	D	259	29	48	77	62	8	0
37	Flett, Bill	RW	323	84	99	183	295	15	0	113	Corvo, Joe	D	203	27	50	77	88	9	0
38	Nevin, Bob	RW	235	64	113	177	45	14	3	114	Kennedy, Dean	D	345	13	62	75	591	0	0
39	Wells, Jay	D	604	34	143	177	1,446	11	0	115	Robinson, Larry	D	182	11	64	75	87	1	0
40	Kozak, Don	RW	409	94	81	175	450	15	0	116	Terrion, Greg	C	134	27	47	74	122	3	0
41	Murdoch, Bob	D	414	41	130	171	497	5	1	117	MacDonald, Lowell	LW	132	35	38	73	22	3	2
42	Donnelly, Mike	LW	307	87	83	170	144	12	4	118	Lewis, Trevor	C	349	27	46	73	71	0	3
43	St. Marseille, Frank	RW	504	54	114	168	124	7	0	119	Druce, John	RW	162	38	34	72	84	4	1
44	Laperriere, Ian	RWC	595	61	104	165	1,017	2	3	120	Hopkins, Dean	RW	217	23	49	72	302	3	0
45	Modry, Jaroslav	D	454	35	129	164	338	19	1	121	Tocchet, Rick	RW	80	31	40	71	187	11	1
46	Tonelli, John	LW	221	76	86	162	221	18	1	122	Redmond, Craig	D	170	13	58	71	122	4	0
47	Venasky, Vic	C	430	61	101	162	66	8	1	123	Ledyard, Grant	D	142	22	48	70	223	10	0
48	Galley, Garry	D	361	44	115	159	330	16	1	124	Huddy, Charlie	D	226	11	58	69	184	3	1
49	Perreault, Yanic	C	288	76	80	156	118	14	8	125	Conacher, Pat	C	241	36	32	68	121	0	7
50	Macellan, Brian	LW	187	61	94	155	124	21	1	126	Audette, Donald	RW	98	30	38	68	96	7	0
51	Carter, Jeff	C	218	87	67	154	90	28	2	127	Engblom, Brian	D	202	9	59	68	190	5	0
52	Belanger, Eric	C	323	63	87	150	169	8	7	128	Wall, Bob	D	212	23	44	67	108	7	0
53	Smith, Doug	C	304	72	74	146	118	12	2	129	Komadoski, Neil	D	378	13	54	67	477	5	0
54	Lemieux, Real	LW	382	46	97	143	207	10	2	130	Harris, Billy	RW	128	27	39	66	54	2	4
55	Norstrom, Mattias	D	780	14	128	142	583	2	2	131	Richardson, Brad	C	255	24	41	65	135	0	3
56	Johnson, Craig	LW	429	62	79	141	196	17	1	132	Todd, Kevin	D	119	22	43	65	58	3	0
57	Tryslakov, Vladimir	RW	261	56	81	137	70	4	2	133	Greene, Matt	D	435	15	50	65	431	0	0
58	Hanzdus, Michal	C	327	57	78	135	135	16	5	134	Bonar, Dan	C	170	25	39	64	208	4	1
59	Richards, Mike	C	257	46	87	133	180	14	5	135	Gaborik, Marian	RW	88	32	31	63	20	12	0
60	Jensen, Steve	LW	267	71	61	132	177	12	3	136	Clifford, Kyle	LW	356	28	35	63	483	0	0
61	Martelle, Gilles	D	271	23	107	130	304	8	0	137	Demitra, Pavol	RW	58	25	37	62	42	7	5
62	Backstrom, Ralph	C	172	57	71	128	36	10	3	138	Coffey, Paul	D	60	9	53	62	75	2	0
63	Kudelski, Bob	RW	269	72	54	126	170	6	6	139	Hakanen, Anders	LW	191	31	30	61	77	1	2
64	Kushnyski, Terry	C	226	37	88	125	360	6	3	140	Peters, Jimmy	C	255	31	29	60	38	4	0
65	Kelly, John Paul	LW	400	54	70	124	366	4	1	141	Kannegiesser, Sheldon	D	234	10	50	60	170	3	0
66	Schneider, Mathieu	D	193	37	87	124	181	21	1	142	Robinson, Doug	LW	126	26	32	58	16	4	0
67	Johnson, Jack	D	343	30	94	124	256	14	0	143	Lang, Robert	C	147	19	39	58	26	0	2
68	Sykes, Phil	LW	286	54	67	121	362	5	6	144	Hughes, Howie	RW	168	25	32	57	30	6	1
69	Khrischit, Dimitri	LW	151	46	74	120	82	15	0	145	Wilson, Bert	LW	317	24	32	56	437	1	0
70	Sargent, Gary	D	215	29	79	109	153	14	0	146	Lukowich, Morris	LW	115	25	30	55	115	4	0
71	Lonsberry, Ross	LW	202	54	64	118	237	9	3	147	Watters, Tim	D	303	5	50	55	529	0	0
72	Guloup, Glenn	LW	273	52	66	118	299	5	0	148	Byers, Mike	RW	100	31	23	54	25	4	0
73	Erickson, Bryan	RW	165	46	68	114	82	14	2	149	St. Laurent, Andre	C	115	18	34	52	179	1	0
74	Maloney, Dan	LW	159	46	63	109	296	8	0	150	Harper, Terry	D	234	6	46	52	313	1	0
75	Krushelnyski, Mike	C	156	43	66	109	170	8	2	151	Miller, Jay	LW	230	27	34	51	865	1	0
76	O'Sullivan, Patrick	LW	188	41	68	109	66	7	4	152	Menard, Howie	C	91	19	32	51	63	2	0

# KINGS ALL-TIME SCORING

Player	POS	GP	G	A	PTS	PIM	PPG	SHG	Player	POS	GP	G	A	PTS	PIM	PPG	SHG
153 Chartrand, Brad	LW	215	25	25	50	122	0	3	229 McNabb, Brayden	D	71	2	22	24	52	0	0
154 Evans, Daryl	RW	105	21	29	50	25	1	1	230 Pearson, Tanner	LW	67	15	8	23	22	2	0
155 Grant, Danny	RW	76	20	30	50	10	8	0	231 Grenier, Lucien	RW	128	12	11	23	16	2	1
156 Brown, Larry	D	364	5	45	50	152	0	0	232 Loach, Lonnie	LW	50	10	13	23	27	1	0
157 Lacroix, Eric	LW	144	25	24	49	176	5	1	233 LaFayette, Nathan	C	94	10	12	22	81	2	2
158 Fenton, Paul	LW	92	22	26	48	52	8	1	234 Roenick, Jeremy	C	58	9	13	22	36	2	0
159 Rolfe, Dale	D	198	7	41	48	246	1	0	235 Jarvis, Wes	C	61	9	13	22	36	1	1
160 Stevens, Kevin	LW	89	17	30	47	118	7	0	236 Gagne, Simon	LW	45	7	15	22	20	0	1
161 Calder, Kyle	LW	139	15	32	47	59	5	0	237 Isaksson, Ulf	LW	50	7	15	22	10	0	0
162 Miller, Aaron	D	309	7	40	47	211	0	1	238 Drewiske, Davis	D	126	4	18	22	67	1	0
163 Scuderi, Rob	D	285	4	43	47	57	0	0	239 Thornton, Scott	LW	105	12	9	21	124	0	0
164 Mitchell, Willie	D	209	11	35	46	123	0	1	240 Carlson, Steve	C	52	9	12	21	23	1	0
165 Laidlaw, Tom	D	195	5	40	45	156	0	0	241 Jokinen, Olli	C	74	9	12	21	50	3	1
166 Olczyk, Ed	RW/C	67	21	23	44	45	5	1	242 Guay, Paul	RW	93	9	12	21	76	0	0
167 Kostopoulos, Tom	RW	152	15	29	44	173	0	0	243 Corkum, Bob	C	103	9	12	21	32	1	0
168 McIntyre, John	C	178	15	29	44	295	0	1	244 McEachern, Shawn	LW	49	8	13	21	24	0	3
169 Howell, Harry	D	168	8	36	44	85	1	0	245 Ahola, Peter	D	79	8	13	21	107	0	0
170 Heinze, Steve	RW	100	20	23	43	58	9	0	246 Makela, Mikko	RW	45	7	14	21	16	0	0
171 Klatt, Trent	RW	82	17	26	43	46	6	0	247 Jones, Randy	D	48	5	16	21	28	1	0
172 Hughes, Brent	D	168	7	36	43	217	2	0	248 Stuart, Brad	D	63	5	16	21	67	2	0
173 Hutchison, Dave	D	232	6	37	43	605	1	0	249 Lapointe, Rick	D	93	4	17	21	64	0	0
174 Berg, Aki	D	281	5	38	43	202	2	0	250 Unger, Garry	C	58	10	10	20	40	1	0
175 McKenna, Sean	RW	129	21	21	42	29	0	2	251 Jones, Brad	LW	53	9	11	20	57	0	1
176 Shutt, Steve	LW	59	16	25	41	10	5	0	252 Smyth, Brad	RW	53	9	11	20	78	0	0
177 Lewis, Dave	D	221	5	36	41	238	0	0	253 Hammond, Ken	D	62	8	12	20	82	1	0
178 Bourne, Bob	C	150	20	30	40	63	1	3	254 Vopat, Jan	D	65	6	14	20	36	0	0
179 Cahan, Larry	D	209	10	30	40	173	3	0	255 Dempsey, Nathan	D	70	6	14	20	50	1	0
180 Shack, Eddie	LW	84	24	14	38	121	4	0	256 Miller, Bob	C	63	4	16	20	35	0	0
181 Quincey, Kyle	D	72	4	34	38	63	2	0	257 Hampton, Rick	D	52	3	17	20	22	0	0
182 Courtall, Russ	RW	115	18	19	37	46	1	5	258 Playfair, Larry	D	111	2	18	20	420	0	0
183 Lesuk, Bill	LW	129	12	25	37	136	1	0	259 Price, Noel	D	62	1	19	20	29	0	0
184 Penner, Dustin	LW	117	11	26	37	63	1	0	260 Smith, Brian	LW	58	10	9	19	33	1	0
185 Long, Barry	D	130	5	32	37	166	1	0	261 Monahan, Hartland	RW	64	10	9	19	45	0	0
186 Buchberger, Kelly	LW	169	14	22	36	193	0	0	262 Cowie, Bob	D	78	7	12	19	52	2	0
187 Shuchuk, Gary	RW	136	12	24	36	64	0	0	263 Kontos, Chris	RW	19	6	13	19	8	2	0
188 Floranta, Mikko	LW	146	14	21	35	110	2	0	264 Anderson, Russ	D	84	6	13	19	146	0	0
189 Paterson, Joe	LW	124	12	22	34	424	2	0	265 Burnidge, Randy	LW	38	4	15	19	8	2	0
190 McEwen, Mike	D	47	10	24	34	14	7	0	266 Ivanans, Raitis	LW	276	12	6	18	555	0	0
191 Krake, Skip	C	88	8	26	34	97	3	1	267 Tuomaiainen, Marko	RW	74	9	9	18	84	2	1
192 Willisie, Brian	RW	134	15	18	33	79	2	0	268 Mickey, Larry	RW	65	6	12	18	46	0	0
193 Rychel, Warren	LW	157	16	16	32	655	0	0	269 Liba, Igor	RW	27	5	13	18	21	1	0
194 Schultz, Dave	LW	84	12	20	32	259	2	0	270 Rosa, Pavel	RW	36	5	13	18	6	0	0
195 Campbell, Bryan	C	93	12	20	32	24	0	0	271 Petit, Michel	D	49	5	13	18	111	2	0
196 Rochefort, Leon	RW	76	9	23	32	14	1	0	272 Weaver, Mike	D	92	3	15	18	30	1	0
197 Duguay, Ron	RW	85	9	23	32	65	0	0	273 Johnson, Jim	C	28	8	9	17	6	3	2
198 Curtis, Paul	D	155	2	30	32	155	0	0	274 Crowder, Keith	RW	55	4	13	17	93	0	0
199 Emerson, Nelson	RW	124	17	14	31	79	0	0	275 Dallman, Kevin	D	87	4	13	17	16	0	0
200 Quinn, Dan	C	44	14	17	31	32	2	0	276 Fraser, Colin	C	134	4	13	17	122	0	0
201 Stenkowski, Pete	C	80	13	18	31	33	0	0	277 Rota, Randy	LW	58	10	6	16	16	0	0
202 Preissing, Tom	D	99	11	20	31	22	8	0	278 Houston, Ken	RW	33	8	8	16	11	0	0
203 Slaney, John	D	63	9	22	31	14	4	1	279 Amadio, Dave	D	123	5	11	16	161	1	0
204 Parse, Scott	LW	73	14	16	30	36	1	0	280 Rasmussen, Erik	LW	57	4	12	16	28	0	0
205 Bylsma, Dan	LW	220	9	21	30	122	0	1	281 Barrie, Doug	D	48	3	13	16	47	1	0
206 Nolan, Jordan	C	194	16	13	29	182	0	0	282 Christoff, Steve	RW	58	8	7	15	13	0	0
207 Moger, Sandy	RW	104	14	15	29	96	1	0	283 Sim, Jon	LW	62	6	9	15	46	0	0
208 Reinprecht, Steven	C	60	12	17	29	14	3	2	284 Ponikarovsky, Alexei	LW	61	5	10	15	36	1	0
209 Ravlich, Matt	D	87	6	23	29	75	0	0	285 Bjurgstad, Scott	LW	64	5	10	15	24	0	0
210 Regehr, Robyn	D	158	6	23	29	93	0	0	286 Bednar, Jaroslav	LW	37	4	11	15	12	1	0
211 Gray, Terry	RW	65	12	16	28	22	3	0	287 Cowan, Jeff	LW	80	10	4	14	129	1	0
212 Blake, Jason	C	82	7	21	28	36	0	0	288 Loktionov, Andrei	C	59	7	7	14	4	1	0
213 Degray, Dale	D	63	6	22	28	97	0	0	289 Straka, Martin	RW	32	6	8	14	4	1	1
214 Gleason, Tim	D	125	2	26	28	98	0	0	290 Duff, Dick	LW	39	6	8	14	8	0	0
215 Nurminen, Kai	LW	67	16	11	27	22	4	0	291 Johnson, Matt	LW	182	6	8	14	681	0	0
216 Moller, Oscar	C	87	12	14	26	22	6	0	292 Shevalier, Jeff	LW	27	5	9	14	6	1	0
217 Turnbull, Ian	D	42	11	15	26	81	1	0	293 McKenna, Steve	LW	137	5	9	14	348	1	0
218 Wilson, Murray	LW	58	11	15	26	14	1	0	294 Bodger, Doug	D	65	3	11	14	34	0	0
219 Nagy, Ladislav	LW	38	9	17	26	18	2	0	295 Mulhern, Richard	D	51	2	12	14	39	1	0
220 Holmes, Warren	C	45	8	18	26	7	2	0	296 Selwood, Brad	D	63	1	13	14	82	1	0
221 Karalahti, Jere	D	134	8	18	26	85	4	0	297 Demarco, Ab	D	63	7	6	13	12	2	0
222 Harrold, Peter	D/F	164	8	18	26	50	1	0	298 Phair, Lyle	LW	48	6	7	13	12	0	0
223 Crossman, Doug	D	74	10	15	25	53	2	0	299 Barrie, Len	C	46	5	8	13	56	0	0
224 Purcell, Teddy	RW	91	8	17	25	8	3	0	300 Heaslip, Mark	RW	69	4	9	13	45	0	0
225 Chartaw, Rick	D	85	6	19	25	115	1	0	301 Prajsler, Petr	D	43	3	10	13	49	1	0
226 Hoganon, Dale	D	129	6	19	25	103	0	0	302 Giuliano, Jeff	C	101	3	10	13	40	0	0
227 Hicke, Ernie	LW	41	9	15	24	18	1	0	303 Hiller, Jim	RW	40	6	6	12	90	1	0
228 Sopol, Brent	D	55	4	20	24	20	2	0	304 Hextall, Dennis	LW	28	5	7	12	40	2	0

# KINGS ALL-TIME SCORING

Player	POS	GP	G	A	PTS	PIM	PPG	SHG	Player	POS	GP	G	A	PTS	PIM	PPG	SHG
305 Laughlin, Craig	RW	19	4	8	12	6	2	0	381 Pushkarev, Konstantin	LW	17	2	3	5	8	0	0
306 Mokosak, Carl	LW	30	4	8	12	43	0	0	382 Parros, George	RW	55	2	3	5	138	0	0
307 Wilks, Brian	C	48	4	8	12	27	0	0	383 Ronning, Cliff	C	14	1	4	5	8	1	0
308 Vopat, Roman	C	57	4	8	12	121	1	0	384 Westgarth, Kevin	RW	90	1	4	5	153	0	0
309 Chorney, Marc	D	71	3	9	12	58	0	0	385 Zeiler, John	RW	90	1	4	5	87	0	0
310 Barney, Scott	RW	24	5	6	11	4	2	0	386 Vey, Linden	RW	18	0	5	5	0	0	0
311 Pirmes, Esa	C	57	3	8	11	12	0	1	387 Thomas, Scott	LW	24	3	1	4	9	0	0
312 Buskas, Rod	D	62	3	8	11	193	0	0	388 Aulin, Jared	C	17	2	2	4	0	1	0
313 Gibbs, Barry	D	63	2	9	11	32	0	0	389 Leveque, Guy	C	17	2	2	4	21	0	0
314 Boyle, Brian	C	36	8	2	10	46	0	0	390 Glennie, Brian	D	18	2	2	4	22	0	0
315 Moulson, Matt	LW	29	6	4	10	6	0	0	391 Lindholm, Mikael	C	18	2	2	4	2	0	0
316 Potomski, Barry	LW	59	6	4	10	197	1	0	392 Crowder, Troy	RW	44	2	2	4	141	0	0
317 Finn, Steven	D	104	5	5	10	186	0	0	393 Thomson, Jim	RW	62	2	2	4	237	0	0
318 Baumgartner, Ken	LW	91	4	6	10	503	0	0	394 Gauthier, Denis	D	65	2	2	4	90	0	0
319 Tooke, Tim	C	27	3	7	10	12	0	0	395 English, John	D	3	1	3	4	4	1	0
320 Johansen, Trevor	D	46	3	7	10	69	0	0	396 Vlasak, Tomas	LW	10	1	3	4	2	0	0
321 Zmolek, Doug	D	119	2	8	10	249	0	0	397 Sekera, Andrej	D	16	1	3	4	6	0	0
322 Thompson, Brent	D	81	1	9	10	246	0	0	398 McReynolds, Brian	C	20	1	3	4	4	0	0
323 Lundmark, Jamie	C	29	7	2	9	25	0	0	399 Green, Josh	LW	27	1	3	4	8	1	0
324 Sturm, Marco	LW	17	4	5	9	17	1	0	400 Moreau, Ethan	LW	28	1	3	4	20	0	0
325 Couturier, Sylvan	C	33	4	5	9	4	1	0	401 Visheva, Mark	D	28	3	3	4	107	0	0
326 <b>McBain, Jamie</b>	D	26	3	6	9	4	1	0	402 Scutron, Howard	D	4	0	4	4	9	0	0
327 Gilhen, Randy	C	33	3	6	9	14	0	1	403 Kiska, Petr	LW	8	0	4	4	2	0	0
328 Potvin, Jean	D	43	3	6	9	37	0	0	404 Langevin, Dave	D	11	0	4	4	7	0	0
329 Snell, Chris	D	32	2	7	9	22	0	2	405 Broten, Neal	C	19	0	4	4	0	0	0
330 Karjalainen, Kyosti	RW	28	1	8	9	12	0	0	406 Lemieux, Jacques	D	19	0	4	4	8	0	0
331 Kaberle, Frantisek	D	37	0	9	9	4	0	0	407 Tverdosky, Oleg	D	26	0	4	4	10	0	0
332 <b>Quick, Jonathan</b>	G	407	0	9	9	30	0	0	408 Woytowich, Bob	D	36	0	4	4	6	0	0
333 Ward, Dixon	LW	34	6	2	8	45	2	0	409 Chychrun, Jeff	D	43	0	4	4	99	0	0
334 Parrish, Mark	RW	19	5	3	8	4	3	0	410 Garon, Mathieu	G	95	0	4	4	14	0	0
335 McDonough, Al	RW	37	5	3	8	8	1	0	411 Janecyk, Bob	G	102	0	4	4	42	0	0
336 Kilera, Brian	C	25	3	5	8	12	0	0	412 Potvin, Felix	G	136	0	4	4	25	0	0
337 McDonough, Hubie	C	26	3	5	8	10	0	0	413 Stamler, Lorne	LW	9	2	1	3	2	0	0
338 Anderson, Ron	RW	56	3	5	8	26	0	0	414 <b>Andreoff, Andy</b>	LW	18	2	1	3	18	0	0
339 Hansgesleben, Al	LW	18	2	6	8	65	0	0	415 Clarke, Noah	RW	20	2	1	3	4	1	0
340 Heward, Jamie	D	19	2	6	8	20	1	0	416 Anderson, Jim	LW	7	1	2	3	2	0	0
341 Zizka, Tomas	D	25	2	6	8	16	1	0	417 Larouche, Steve	C	7	1	2	3	4	1	0
342 Houda, Doug	D	54	2	6	8	165	0	0	418 Churla, Shane	RW	11	1	2	3	37	0	0
343 LiJa, Andreas	D	45	1	7	8	40	1	0	419 Clippingdale, Steve	LW	16	1	2	3	9	0	0
344 Beck, Barry	D	52	1	7	8	53	0	0	420 Currie, Glen	C	19	1	2	3	9	1	0
345 Halikidis, Bob	D	54	1	7	8	189	0	0	421 Hillman, Larry	D	22	1	2	3	11	0	0
346 Hrudev, Kelly	G	360	0	8	8	66	0	0	422 Inglis, Billy	C	22	1	2	3	0	0	0
347 McLean, Donald	C	22	5	2	7	4	2	0	423 Beverley, Nick	D	7	0	3	3	0	0	0
348 Robitaille, Randy	C	18	4	3	7	17	2	0	424 Grebeshkov, Denis	D	12	0	3	3	12	0	0
349 Kelly, Steve	C	37	3	4	7	6	0	0	425 Monahan, Gary	RW	21	0	3	3	12	0	0
350 Holland, Jason	D	57	3	4	7	24	0	0	426 Smithson, Jerred	C	30	0	3	3	25	0	0
351 Norton, Brad	D	73	3	4	7	174	0	0	427 Ellerby, Keaton	D	35	0	3	3	16	0	0
352 Howse, Don	LW	33	2	5	7	6	0	0	428 Yushkevich, Dmitry	D	42	0	3	3	24	0	0
353 Hunter, Trent	RW	38	2	5	7	8	0	0	429 Healy, Glenn	G	83	0	3	3	34	0	0
354 <b>Shore, Nick</b>	C	34	1	6	7	10	0	0	430 Storr, Jamie	G	121	0	3	3	22	0	0
355 Edestrand, Darryl	D	68	1	6	7	61	0	0	431 Fiset, Stephane	G	200	0	3	3	18	0	0
356 Mulvey, Paul	LW	11	0	7	7	50	0	0	432 Vachon, Rogie	G	389	0	3	3	14	0	0
357 Holt, Randy	D	78	0	7	7	296	0	0	433 Strbak, Martin	D	5	2	0	2	8	0	0
358 Melanson, Roland	G	119	0	7	7	44	0	0	434 Barrett, Fred	D	15	2	0	2	8	0	0
359 Croteau, Gary	LW	14	5	1	6	6	3	0	435 Belanger, Ken	LW	52	2	0	2	109	0	0
360 Grieve, Brent	LW	18	4	2	6	15	0	0	436 Currie, Dan	LW	5	1	1	2	0	0	0
361 Volmar, Doug	RW	21	4	2	6	16	0	0	437 Sims, Al	D	9	1	1	2	16	0	0
362 LaVoie, Dominic	D	8	3	3	6	2	2	0	438 Tardif, Patrice	RW	15	1	1	2	37	1	0
363 LaVallee, Kevin	LW	19	3	3	6	2	0	0	439 Valicewic, Rob	C	17	1	1	2	8	0	0
364 Duncan, Craig	LW	28	3	3	6	45	0	0	440 Paek, Jim	D	18	1	1	2	10	0	0
365 Brown, Kevin	RW	30	3	3	6	22	0	0	441 Ellis, Matt	LW	19	1	1	2	14	0	1
366 Morrison, Dave	RW	31	3	3	6	4	0	0	442 Segal, Brandon	RW	25	1	1	2	20	0	0
367 Martin, Rick	LW	4	2	4	6	2	1	0	443 Carcillo, Daniel	LW	26	1	1	2	57	0	0
368 Breault, Frank	RW	27	2	4	6	42	0	0	444 Mair, Adam	C	28	1	1	2	63	0	0
369 Hoene, Phil	LW	37	2	4	6	22	0	0	445 Blonsien, Arto	D	6	0	2	2	0	0	0
370 Frattin, Matt	RW	40	2	4	6	11	1	0	446 Babych, Dave	D	8	0	2	2	2	0	0
371 Tripp, John	RW	34	1	5	6	33	0	0	447 Richmond, Steve	D	9	0	2	2	26	0	0
372 Tsygurov, Denis	D	39	1	5	6	33	1	0	448 Schenn, Brayden	C	9	0	2	2	0	0	0
373 McBean, Wayne	D	60	0	6	6	49	0	0	449 Schmidt, Chris	C	10	0	2	2	5	0	0
374 Lessard, Mario	G	240	0	6	6	30	0	0	450 Dineen, Peter	D	11	0	2	2	8	0	0
375 Hachborn, Len	C	24	4	1	5	2	1	0	451 Abgrall, Dennis	RW	13	0	2	2	4	0	0
376 Modin, Fredrik	LW	20	3	2	5	14	2	0	452 Clune, Rich	LW	14	0	2	2	26	0	0
377 Grimson, Stu	LW	72	2	2	5	235	0	0	453 Halpern, Jeff	C	16	0	2	2	12	0	0
378 Wiemer, Jim	D	9	2	3	5	20	0	1	454 Murray, Marty	C	19	0	2	2	4	0	0
379 Mongrain, Bob	C	11	2	3	5	2	0	0	455 Baron, Marco	G	21	0	2	2	10	0	0
380 Gruhl, Scott	LW	14	2	3	5	6	0	0	456 McAlpine, Chris	D	21	0	2	2	24	0	0

# KINGS ALL-TIME SCORING

Player	POS	GP	G	A	PTS	PIM	PPG	SHG	Player	POS	GP	G	A	PTS	PIM	PPG	SHG
457 Whyte, Sean	RW	21	0	2	2	12	0	0	533 HOFFORD, Jim	D	1	0	0	0	2	0	0
458 Murray, Jim	D	30	0	2	2	14	0	0	534 HUARD, Bill	LW	1	0	0	0	2	0	0
459 Crowe, Phil	LW	31	0	2	2	77	0	0	535 JAKS, Pauli	G	1	0	0	0	0	0	0
460 Chapdelaine, Rene	D	32	0	2	2	32	0	0	536 LAVIGNE, Eric	D	1	0	0	0	0	0	0
461 Jones, Martin	G	34	0	2	2	0	0	0	537 MARINUCCI, Chris	C	1	0	0	0	0	0	0
462 Mattsson, Markus	G	38	0	2	2	0	0	0	538 MOXEY, Jim	RW	1	0	0	0	2	0	0
463 Stauber, Robb	G	56	0	2	2	22	0	0	539 PAGEAU, Paul	G	1	0	0	0	0	0	0
464 Bernier, Jonathan	G	62	0	2	2	0	0	0	540 POPIEL, Poul	D	1	0	0	0	0	0	0
465 Grahame, Ron	G	66	0	2	2	8	0	0	541 SCOTT, Travis	G	1	0	0	0	0	0	0
466 Eliot, Darren	G	84	0	2	2	22	0	0	542 SEMCHUK, Brandy	RW	1	0	0	0	2	0	0
467 Elkins, Corey	C	3	1	0	1	0	0	0	543 TAYLOR, Daniel	G	1	0	0	0	0	0	0
468 Nechayev, Victor	C	3	1	0	1	0	0	0	544 VAN DER GULIK, David	LW	1	0	0	0	0	0	0
469 Murray, Brady	C	4	1	0	1	6	0	0	545 WADDELL, Don	D	1	0	0	0	0	0	0
470 Carlin, Brian	LW	5	1	0	1	0	0	0	546 BATYRSHIN, Ruslan	D	2	0	0	0	6	0	0
471 LaForest, Bob	RW	5	1	0	1	2	1	0	547 BLIGHT, Rick	RW	2	0	0	0	2	0	0
472 DiPietro, Paul	C	6	1	0	1	6	0	0	548 BRENNAN, Rich	D	2	0	0	0	0	0	0
473 Giroux, Pierre	C	6	1	0	1	17	0	0	549 BROWN, Rob	RW	2	0	0	0	0	0	0
474 Gratton, Dan	LW	7	1	0	1	5	0	0	550 CARRIERE, Larry	D	2	0	0	0	0	0	0
475 Nemecek, Jan	D	7	1	0	1	4	0	0	551 DONATO, Ted	LW	2	0	0	0	2	0	0
476 Kanko, Petr	RW	10	1	0	1	0	0	0	552 DUFOUR, Marc	RW	2	0	0	0	0	0	0
477 Luce, Don	C	10	1	0	1	2	0	0	553 HNILICKA, Milan	G	2	0	0	0	0	0	0
478 McCauley, Alyn	C	10	1	0	1	2	0	0	554 JAMES, Connor	C	2	0	0	0	0	0	0
479 Redmond, Keith	LW	12	1	0	1	20	0	0	555 PETIOT, Richard	D	2	0	0	0	2	0	0
480 Walker, Gordie	RW	12	1	0	1	2	0	0	556 STEPHENSON, Shay	LW	2	0	0	0	0	0	0
481 Morgan, Jason	C	14	1	0	1	4	0	0	557 WILLIAMS, Darryl	RW	2	0	0	0	10	0	0
482 Walker, Russ	RW	17	1	0	1	41	0	0	558 WITHERSPON, Jim	D	2	0	0	0	2	0	0
483 O'Dwyer, Billy	C	18	1	0	1	15	0	0	559 BACH, Ryan	G	3	0	0	0	0	0	0
484 Flinn, Ryan	LW	31	1	0	1	84	0	0	560 CAMPBELL, Andrew	D	3	0	0	0	0	0	0
485 Brennan, Kip	LW	41	1	0	1	158	0	0	561 CONVEY, Brandon	C	3	0	0	0	4	0	0
486 Muir, Bryan	D	2	0	1	1	2	0	0	562 MARSON, Mike	LW	3	0	0	0	5	0	0
487 Brown, Jim	D	3	0	1	1	5	0	0	563 TURNER, Dean	D	3	0	0	0	4	0	0
488 Jay, Bob	D	3	0	1	1	0	0	0	564 CARON, Jacques	G	4	0	0	0	0	0	0
489 Crashley, Bart	D	4	0	1	1	6	0	0	565 FUKUFUJI, Yutaka	G	4	0	0	0	0	0	0
490 Germain, Eric	D	4	0	1	1	13	0	0	566 HAYWARD, Rick	D	4	0	0	0	5	0	0
491 Goverde, Dave	G	4	0	1	1	0	0	0	567 JOHNSTON, Larry	D	4	0	0	0	4	0	0
492 Jensen, Al	G	5	0	1	1	0	0	0	568 LOGAN, Bob	RW	4	0	0	0	0	0	0
493 Garland, Scott	C	6	0	1	1	24	0	0	569 MCCOSH, Shawn	RW	4	0	0	0	4	0	0
494 Heidi, Mike	D	6	0	1	1	7	0	0	570 SHEEHAN, Bobby	C	4	0	0	0	2	0	0
495 Helander, Peter	D	7	0	1	1	0	0	0	571 SMITH, Dennis	D	4	0	0	0	4	0	0
496 Podollan, Jason	RW	7	0	1	1	7	0	0	572 TAMBELLINI, Jeff	LW	4	0	0	0	2	0	0
497 Stanfield, Jim	LW	7	0	1	1	0	0	0	573 COUSINEAU, Marcel	G	5	0	0	0	0	0	0
498 Ward, Jason	RW	7	0	1	1	4	0	0	574 JACKMAN, Tim	RW	5	0	0	0	10	0	0
499 Weeks, Steve	G	7	0	1	1	0	0	0	575 JENKINS, Dean	RW	5	0	0	0	2	0	0
500 Brennan, Dan	LW	8	0	1	1	9	0	0	576 PASIN, Dave	LW	5	0	0	0	0	0	0
501 Larocque, Denis	D	8	0	1	1	18	0	0	577 PISKULA, Joe	D	5	0	0	0	6	0	0
502 Murphy, Rob	C	8	0	1	1	22	0	0	578 SCHAMEHORN, Kevin	RW	5	0	0	0	4	0	0
503 Schultz, Jeff	D	9	0	1	1	4	0	0	579 SEGUIN, Steve	RW	5	0	0	0	9	0	0
504 Rutherford, Jim	G	10	0	1	1	0	0	0	580 SHORT, Steve	D	5	0	0	0	2	0	0
505 Sinisalo, Ilkka	LW	10	0	1	1	4	0	0	581 SMITH, Billy	G	5	0	0	0	5	0	0
506 Hamel, Gilles	LW	11	0	1	1	2	0	0	582 TUKONEN, Lauri	RW	5	0	0	0	0	0	0
507 Ryan, Matt	C	12	0	1	1	2	0	0	583 BEKAR, Derek	RW	6	0	0	0	4	0	0
508 Pronger, Sean	C	13	0	1	1	4	0	0	584 FORTIER, Marc	C	6	0	0	0	5	0	0
509 Carter, Anson	RW	15	0	1	1	0	0	0	585 GANS, Dave	C	6	0	0	0	2	0	0
510 Mikkelsen, Bill	D	15	0	1	1	6	0	0	586 GAUTHIER, Gabe	C	8	0	0	0	2	0	0
511 Fitzpatrick, Mark	G	17	0	1	1	2	0	0	587 THOMLINSON, Dave	LW	8	0	0	0	21	0	0
512 Legace, Manny	G	17	0	1	1	0	0	0	588 DUFRESNE, Donald	D	9	0	0	0	10	0	0
513 Kuznetsov, Maxim	D	19	0	1	1	20	0	0	589 GIBSON, John	D	10	0	0	0	39	0	0
514 Scrivens, Ben	G	19	0	1	1	0	0	0	590 BRUST, Barry	G	11	0	0	0	0	0	0
515 Burke, Sean	G	23	0	1	1	4	0	0	591 CHABOT, Frederic	G	12	0	0	0	0	0	0
516 Potvin, Marc	RW	23	0	1	1	87	0	0	592 SCOTT, Ron	G	12	0	0	0	2	0	0
517 Cloutier, Dan	G	33	0	1	1	23	0	0	593 FUHR, Grant	G	14	0	0	0	2	0	0
518 Blake, Mike	G	40	0	1	1	0	0	0	594 KNICKLE, Rick	G	14	0	0	0	2	0	0
519 Tuer, Al	D	45	0	1	1	150	0	0	595 PASSMORE, Steve	G	14	0	0	0	0	0	0
520 Keans, Doug	G	56	0	1	1	7	0	0	596 SIMMONS, Gary	G	18	0	0	0	6	0	0
521 Laskoski, Gary	G	59	0	1	1	6	0	0	597 AUBIN, Jean-Sebastien	G	19	0	0	0	0	0	0
522 LaBarbera, Jason	G	93	0	1	1	4	0	0	598 KLEMM, Jon	D/RW	22	0	0	0	10	0	0
523 Desjardins, Gerry	G	103	0	1	1	6	0	0	599 NORRIS, Jack	G	25	0	0	0	0	0	0
524 Edwards, Gary	G	155	0	1	1	14	0	0	600 GOSSSELIN, Mario	G	26	0	0	0	0	0	0
525 Barnes, Blair	RW	1	0	0	0	0	0	0	601 SAWCHUCK, Terry	G	36	0	0	0	0	0	0
526 Bergeron, J.C.	G	1	0	0	0	0	0	0	602 CECHEMANEK, Roman	G	49	0	0	0	2	0	0
527 Chouinard, Mathieu	G	1	0	0	0	0	0	0	603 ERSBERG, Erik	G	53	0	0	0	2	0	0
528 Cliche, Marc-Andre	C	1	0	0	0	0	0	0	604 HUET, Cristobal	G	53	0	0	0	4	0	0
529 Foley, Gerry	RW	1	0	0	0	0	0	0	605 BERTHIAUME, Daniel	G	56	0	0	0	10	0	0
530 Gladney, Bob	D	1	0	0	0	2	0	0	606 RUTLEDGE, Wayne	G	82	0	0	0	11	0	0
531 Hauser, Adam	G	1	0	0	0	0	0	0	607 DEJORDY, Denis	G	86	0	0	0	0	0	0
532 Hocking, Justin	D	1	0	0	0	0	0	0	608 DAFOE, Byron	G	87	0	0	0	0	0	0

# KINGS ALL-TIME GOALTENDER STATISTICS

	GOALIE	GP	MIN	W	L	O/T	GA	SO	SA	S%	GAA	G	A	PIM
1	Quick, Jonathan	407	23,806	212	139	46	902	37	10,651	.915	2.27	0	9	30
2	Vachon, Rogie	389	22,922	171	148	66	1,091	32	11,019	.901	2.86	0	3	14
3	Hrudey, Kelly	360	20,474	145	135	55	1,185	10	11,336	.895	3.47	0	8	66
4	Lessard, Mario	240	13,529	92	97	39	843	9	6,734	.875	3.74	0	6	30
5	Storr, Jamie	205	10,851	85	78	21	456	16	5,055	.910	2.52	0	3	26
6	Fiset, Stephane	200	11,292	80	85	22	532	10	5,692	.907	2.83	0	3	18
7	Edwards, Gary	155	8,794	54	68	22	497	7	4,588	.892	3.39	0	1	14
8	Potvin, Felix	136	7,848	61	52	16	308	14	3,244	.905	2.35	0	4	25
9	Melanson, Roland	119	6,832	40	58	14	469	3	3,580	.869	4.12	0	7	50
10	Desjardins, Gerry	103	5,952	25	63	11	349	7	3,243	.892	3.52	0	1	20
11	Janecyk, Bob	102	5,837	41	44	12	404	2	3,022	.866	4.15	0	4	42
12	Garon, Mathieu	95	5,225	44	36	9	264	6	2,587	.898	3.03	0	4	14
13	LaBarbera, Jason	93	4,849	33	40	8	237	4	2,468	.904	2.93	0	1	4
14	Dafoe, Byron	87	4,829	27	41	13	284	1	2,717	.895	3.53	0	0	6
15	Dejordy, Denis	86	4,813	23	45	15	299	1	2,673	.888	3.73	0	0	0
16	Eliot, Darren	84	4,767	25	41	11	361	1	2,437	.852	4.54	0	2	22
17	Healy, Glenn	83	4,615	37	37	3	333	1	2,503	.869	4.33	0	3	34
18	Rutledge, Wayne	82	4,325	28	37	9	241	2	2,248	.893	3.34	0	0	11
19	Grahame, Ron	66	3,705	23	32	7	262	2	1,985	.868	4.24	0	2	8
20	Bernier, Jonathan	62	3,460	29	20	6	136	6	1,553	.912	2.36	0	2	0
21	Laskoski, Gary	59	2,942	19	27	5	228	0	1,533	.851	4.65	0	1	6
22	Berthiaume, Daniel	56	3,099	27	21	5	183	1	1,627	.888	3.54	0	0	10
23	Stauber, Robb	56	2,978	19	20	9	189	1	1,742	.892	3.81	0	2	20
24	Keans, Doug	56	2,753	13	18	13	187	0	1,333	.860	4.08	0	1	7
25	Ersberg, Erik	53	2,827	18	19	10	120	2	1,337	.910	2.55	0	0	2
26	Huet, Cristobal	53	2,740	14	20	11	110	4	1,202	.908	2.41	0	0	4
27	Cechmanek, Roman	49	2,701	18	21	6	113	5	1,198	.906	2.51	0	0	2
28	Blake, Mike	40	2,117	13	15	5	150	0	1,134	.868	4.25	0	1	8
29	Mattsson, Markus	38	2,000	12	13	6	144	2	984	.854	4.32	0	2	2
30	Sawchuk, Terry	36	1,936	11	14	6	99	2	910	.891	3.07	0	0	0
31	Jones, Martin	34	1,870	16	11	2	62	7	807	.923	1.99	0	2	0
32	Cloutier, Dan	33	1,770	8	18	3	113	0	855	.868	3.83	0	1	23
33	Gosselin, Mario	26	1,226	7	11	1	79	0	583	.864	3.87	0	0	0
34	Norris, Jack	25	1,305	7	11	2	85	0	778	.891	3.91	0	0	0
35	Burke, Sean	23	1,310	6	10	5	68	1	687	.901	3.11	0	1	4
36	Baron, Marco	21	1,211	3	14	4	87	0	633	.863	4.31	0	2	10
37	Scrivens, Ben	19	975	7	5	4	32	3	464	.931	1.97	0	1	0
38	Aubin, Jean-Sebastien	19	828	5	6	1	44	0	385	.886	3.19	0	0	0
39	Simmons, Gary	18	933	3	9	3	60	0	453	.868	3.86	0	0	6
40	Fitzpatrick, Mark	17	957	6	7	3	64	0	563	.886	4.01	0	1	2
41	Legace, Manny	17	899	2	9	2	39	0	439	.911	2.60	0	1	0
42	Passmore, Steve	14	718	3	8	1	37	1	310	.881	3.09	0	0	4
43	Knickle, Rick	14	706	7	6	0	44	0	363	.879	3.74	0	0	2
44	Fuhr, Grant	14	698	1	7	3	47	0	379	.876	4.04	0	0	2
45	Scott, Ron	12	654	5	6	0	40	0	319	.875	3.67	0	0	2
46	Chabot, Frederic	12	554	3	3	2	29	0	267	.891	3.14	0	0	0
47	Brust, Barry	11	486	2	4	1	30	0	245	.878	3.70	0	0	0
48	Rutherford, Jim	10	560	6	3	0	53	0	302	.825	5.68	0	1	0
49	Weeks, Steve	7	252	1	3	0	17	0	136	.875	4.05	0	1	0
50	Jensen, Al	5	300	1	4	0	27	0	154	.825	5.40	0	1	0
51	Smith, Billy	5	300	1	3	1	23	0	178	.871	4.60	0	0	5
52	Goverde, Dave	5	278	1	4	0	29	0	151	.808	6.25	0	1	0
53	Cousineau, Marcel	5	171	1	1	0	6	0	64	.906	2.11	0	0	0
54	Caron, Jacques	4	200	0	2	0	13	0	104	.875	3.90	0	0	0
55	Fukufuji, Yutaka	4	96	0	3	0	7	0	43	.837	4.37	0	0	0
56	Bach, Ryan	3	108	0	3	0	8	0	66	.879	4.44	0	0	0
57	Hnilicka, Milan	2	80	0	1	0	5	0	42	.881	3.75	0	0	0
58	Pageau, Paul	1	60	0	1	0	8	0	34	.765	8.00	0	0	0
59	Bergeron, J.C.	1	56	0	1	0	4	0	35	.886	4.29	0	0	0
60	Hauser, Adam	1	51	0	0	0	6	0	24	.750	7.06	0	0	0
61	Jaks, Pauli	1	40	0	0	0	2	0	25	.920	3.00	0	0	0
62	Scott, Travis	1	25	0	0	0	3	0	10	.700	7.20	0	0	0
63	Taylor, Daniel	1	20	0	0	0	2	0	10	.800	6.00	0	0	0
64	Chouinard, Mathieu	1	3	0	0	0	0	0	2	1.000	0.00	0	0	0

# KINGS LEADERS YEAR-BY-YEAR

SEASON	GOALS	ASSISTS	POINTS	PPG'S	PIM
1967-68	Flett - 26	Joyal - 34	Joyal - 57	Joyal, Lemieux - 5	Amadio - 101
1968-69	Joyal - 33	Lemieux - 29	Joyal - 52	Joyal - 9	Rolfe - 85
1969-70	Shack - 22	Goring, Rochefort - 23	Lonsberry - 42	Joyal - 6	Lonsberry - 118
1970-71	Byers - 27	Widing - 40	Widing - 65	Pulford - 6	Marotte - 96
1971-72	Widing - 27	Backstrom, Goring - 29	Widing - 55	Backstrom - 7	Corrigan - 95
1972-73	Corrigan - 37	Widing - 54	Widing - 70	Berry, Corrigan - 14	Corrigan - 146
1973-74	Goring - 28	St. Marseille - 36	Goring - 61	Berry - 8	Corrigan, Harper - 119
1974-75	Nevin - 31	Nevin - 41	Nevin - 72	Berry, Nevin, Widing - 7	Maloney - 165
1975-76	Dionne - 40	Dionne - 54	Dionne - 94	Corrigan - 9	Hutchison - 181
1976-77	Dionne - 53	Dionne - 69	Dionne - 122	Williams - 15	Schultz - 232
1977-78	Goring - 37	Dionne - 43	Dionne - 79	Dionne, Goring - 9	Wilson - 127
1978-79	Dionne - 59	Dionne - 71	Dionne - 130	Dionne - 19	Holt - 202
1979-80	Simmer - 56**	Dionne - 84	Dionne - 137**	Simmer - 21*	Wells - 113
1980-81	Dionne - 58	Dionne - 77	Dionne - 135	Dionne, Simmer - 23	Wells - 155
1981-82	Dionne - 50	Dionne, Taylor - 67	Dionne - 117	Dionne - 17	Wells - 145
1982-83	Dionne - 56	Dionne, Simmer - 51	Dionne - 107	Dionne - 17	Wells - 167
1983-84	Simmer - 44	Nicholls - 54	Nicholls - 95	Dionne, Simmer - 13	Wells - 141
1984-85	Dionne, Nicholls - 46	Dionne - 80	Dionne - 126	Dionne - 16	Wells - 185
1985-86	Dionne, Nicholls - 36	Nicholls - 61	Nicholls - 97	Dionne, Taylor - 11	Williams - 320
1986-87	Robitaille - 45	Dionne - 50	Robitaille - 84	Carson, Robitaille - 18	Williams - 358
1987-88	Carson - 55	Robitaille - 58	Robitaille - 111	Carson - 22	Playfair - 197
1988-89	<b>Nicholls - 70</b>	Gretzky - 114**	<b>Gretzky - 168</b>	Nicholls - 21	McSorley - 350
1989-90	Robitaille - 52	Gretzky - 102*	Gretzky - 142*	Robitaille - 20	McSorley - 322
1990-91	Robitaille, Sandstrom - 45	<b>Gretzky - 122*</b>	Gretzky - 163*	Sandstrom - 16	Miller - 259
1991-92	Robitaille - 44	Gretzky - 90*	Gretzky - 121	<b>Robitaille - 26</b>	McSorley - 268
1992-93	Robitaille - 63	Robitaille - 62	Robitaille - 125	Robitaille - 24	<b>McSorley - 399*</b>
1993-94	Robitaille - 44	Gretzky - 92*	Gretzky - 130*	Robitaille - 24	Rychel - 322
1994-95***	Tocchet - 18	Gretzky - 37	Gretzky - 48	Tocchet - 7	Johnson - 102
1995-96	Khristich - 27	Gretzky - 66	Gretzky - 81	Khristich - 12	McSorley - 148
1996-97	Ferraro - 25	Khristich - 37	Khristich - 56	Ferraro - 11	Johnson - 194
1997-98	Murray - 29	Stumpel - 58	Stumpel - 79	Blake - 11	Johnson - 249
1998-99	Robitaille - 39	Robitaille - 35	Robitaille - 74	Robitaille - 11	O'Donnell - 186
1999-00	Robitaille - 36	Stumpel - 41	Robitaille - 74	Robitaille - 13	Laperriere - 185
2000-01	Palfy - 38	Palfy, Robitaille - 51	Palfy - 89	Robitaille - 16	Grimson - 235
2001-02	Palfy - 32	Allison - 55	Allison - 74	Palfy - 15	Laperriere - 125
2002-03	Palfy - 37	Palfy - 48	Palfy - 85	Palfy, Schneider - 10	Laperriere - 122
2003-04	Frolov - 24	Robitaille, Stumpel - 29	Robitaille - 51	Robitaille - 12	Avery - 261*
2004-05	DNP - Lockout				
2005-06	Cammalleri - 26	Visnovsky - 50	Visnovsky - 67	Cammalleri - 15	Avery - 257*
2006-07	Frolov - 35	Cammalleri - 46	Cammalleri - 80	Cammalleri - 16	Ivanans - 140
2007-08	Brown - 33	Kopitar - 45	Kopitar - 77	Brown, Kopitar - 12	Ivanans - 134
2008-09	Frolov - 32	Kopitar - 39	Kopitar - 66	Frolov - 12	Ivanans - 145
2009-10	Kopitar - 34	Kopitar - 47	Kopitar - 81	Kopitar - 14	Ivanans - 136
2010-11	Brown - 28	Kopitar - 48	Kopitar - 73	Smyth - 9	Clifford - 141
2011-12	Kopitar - 25	Kopitar - 51	Kopitar - 76	Brown/Williams - 9	Clifford - 123
2012-13***	Carter - 26	Kopitar - 32	Kopitar - 42	Brown/Carter - 8	Clifford - 51
2013-14	Kopitar - 29	Kopitar - 41	Kopitar - 70	Kopitar - 10	Clifford - 81
2014-15	Carter - 28	Kopitar - 48	Kopitar - 64	Gaborik - 11	Clifford - 87

\*Led NHL    \*\*Tied for NHL lead    \*\*\*48-game season  
**Bold** = All-time franchise single season leader

# KINGS GOALTENDER LEADERS YEAR-BY-YEAR

SEASON	GP (Minutes)	SO	S%	GAA	WINS
1967-68	Rutledge - 45 (2,444)	Rutledge/Sawchuk - 2	Rutledge - .898	Rutledge - 2.87	Rutledge - 20
1968-69	Desjardins - 60 (3,499)	Desjardins - 4	Desjardins - .897	Desjardins - 3.26	Desjardins - 18
1969-70	Desjardins - 43 (2,453)	Desjardins - 3	Desjardins - .886	Desjardins - 3.89	Desjardins - 7
1970-71	Dejordy - 60 (3,375)	Dejordy - 1	Norris - .889	Dejordy - 3.80	Dejordy - 18
1971-72	Edwards - 44 (2,503)	Edwards - 2	Edwards - .904	Edwards - 3.60	Edwards - 13
1972-73	Vachon - 53 (3,120)	Vachon - 4	Vachon - .899	Vachon - 2.85	Vachon - 22
1973-74	Vachon - 65 (3,751)	Vachon - 5	Vachon - .904	Vachon - 2.80	Vachon - 28
1974-75	Vachon - 54 (3,239)	Vachon - 6	Vachon - .926	Vachon - 2.24	Vachon - 27
1975-76	Vachon - 51 (3,060)	Vachon - 5	Vachon - .891	Vachon - 3.14	Vachon - 26
1976-77	Vachon - 68 (4,059)	Vachon - 8	Vachon - .903	Vachon - 2.72	Vachon - 33
1977-78	Vachon - 70 (4,107)	Vachon - 4	Vachon - .891	Vachon - 2.86	Vachon - 29
1978-79	Lessard - 49 (2,860)	Lessard - 4	Lessard - .892	Lessard - 3.10	Lessard - 23
1979-80	Lessard - 50 (2,836)	Grahame - 2	Grahame - .878	Lessard - 3.91	Lessard - 18
1980-81	Lessard - 64 (3,746)	Lessard - 2	Lessard - .892	Lessard - 3.25	Lessard - 35*
1981-82	Lessard - 52 (2,933)	Lessard - 2	Keans - .864	Keans - 4.30	Lessard - 13
1982-83	Laskoski - 46 (2,277)	Lessard/Mattsson - 1	Laskoski - .857	Laskoski - 4.56	Laskoski - 15
1983-84	Blake - 29 (1,634)	Mattsson - 1	Blake - .868	Blake - 4.33	Blake - 9
1984-85	Janecyk - 51 (3,002)	Janecyk - 2	Janecyk - .877	Janecyk - 3.66	Janecyk - 22
1985-86	Janecyk - 38 (2,083)	-	Janecyk - .857	Janecyk - 4.67	Janecyk - 14
1986-87	Melanson - 46 (2,734)	Eliot/Melanson - 1	Melanson - .882	Melanson - 3.69	Melanson - 18
1987-88	Melanson - 47 (2,676)	Melanson - 2	Healy - .866	Healy - 4.33	Melanson - 17
1988-89	Healy - 48 (2,699)	Hrudey - 1	Healy - .873	Healy - 4.27	Healy - 25
1989-90	Hrudey - 52 (2,860)	Hrudey - 2	Hrudey - .873	Gosselin - 3.87	Hrudey - 22
1990-91	Hrudey - 47 (2,730)	Hrudey - 3	Hrudey - .900	Hrudey - 2.90	Hrudey - 26
1991-92	Hrudey - 60 (3,509)	Hrudey - 1	Hrudey - .897	Hrudey - 3.37	Hrudey - 26
1992-93	Hrudey - 50 (2,718)	Hrudey - 2	Stauber - .888	Stauber - 3.84	Hrudey - 18
1993-94	Hrudey - 64 (3,713)	Hrudey/Stauber - 1	Hrudey - .897	Hrudey - 3.68	Hrudey - 22
1994-95***	Hrudey - 35 (1,894)	-	Hrudey - .910	Hrudey - 3.14	Hrudey - 14
1995-96	Dafoe - 47 (2,666)	Dafoe - 1	Hrudey - .907	Hrudey - 3.26	Dafoe - 14
1996-97	Fiset - 44 (2,482)	Fiset - 4	Dafoe - .905	Dafoe - 3.11	Dafoe/Fiset - 13
1997-98	Fiset - 60 (3,497)	Fiset/Storr - 2	Fiset - .909	Fiset - 2.71	Fiset - 26
1998-99	Fiset - 42 (2,403)	Storr - 4	Storr - .916	Storr - 2.40	Fiset - 18
1999-00	Fiset - 47 (2,592)	Fiset/Storr - 1	Storr - .908	Storr - 2.53	Fiset - 20
2000-01	Storr - 45 (2,498)	Potvin - 5	Storr - .899	Storr - 2.74	Storr - 19
2001-02	Potvin - 71 (4,071)	Potvin - 6	Potvin - .907	Potvin - 2.31	Potvin - 31
2002-03	Potvin - 42 (2,367)	Potvin/Storr - 3	Storr - .905	Storr - 2.55	Potvin - 17
2003-04	Cechmanek - 49 (2,701)	Cechmanek - 5	Huet - .907	Huet - 2.43	Cechmanek - 18
2004-05	DNP - Lockout				
2005-06	Garon - 63 (3,446)	Garon - 4	LaBarbera - .900	LaBarbera - 2.89	Garon - 31
2006-07	Garon - 32 (1,779)	Garon - 2	Garon - .907	Garon - 2.66	Garon - 13
2007-08	LaBarbera - 45 (2,421)	Ersberg - 2	LaBarbera - .910	LaBarbera - 3.00	LaBarbera - 17
2008-09	Quick - 44 (2,495)	Quick - 4	Quick - .914	Quick - 2.48	Quick - 21
2009-10	<b>Quick - 72 (4,258)</b>	Quick - 4	Quick - .907	Quick - 2.54	<b>Quick - 39</b>
2010-11	Quick - 61 (3,591)	Quick - 6	Quick - .918	Quick - 2.24	Quick - 35
2011-12	Quick - 69 (4,099)	<b>Quick - 10*</b>	<b>Quick - .929</b>	<b>Quick - 1.95</b>	Quick - 35
2012-13***	Quick - 37 (2,134)	Bernier/Quick - 1	Quick - .902	Quick - 2.45	Quick - 18
2013-14	Quick - 49 (2,904)	Quick - 6	Quick - .915	Quick - 2.07	Quick - 27
2014-15	<b>Quick - 72 (4,184)</b>	Quick - 6	Quick - .918	Quick - 2.24	Quick - 36

Note: Goalties need to appear in a minimum of 25 games to be eligible as category leaders for save percentage and goals-against average.  
Note: Quick tied his own single season record for most appearances (72) in 2014-15 after setting the record in 2009-10.  
\*Led NHL    \*\*Tied for NHL lead    \*\*\*48-game season    **Bold** = All-time franchise single season leader



# KINGS ALL-TIME TOP TEN

GAMES PLAYED			GOALS			ASSISTS		
No.	Player	Total	No.	Player	Total	No.	Player	Total
1	Dave Taylor	1,111	1	Luc Robitaille	557	1	Marcel Dionne	757
2	Luc Robitaille	1,077	2	Marcel Dionne	550	2	Wayne Gretzky	672
3	Marcel Dionne	921	3	Dave Taylor	431	3	Dave Taylor	638
4	Rob Blake	805	4	Bernie Nicholls	327	4	Luc Robitaille	597
5	Dustin Brown	802	5	Butch Goring	275	5	Bernie Nicholls	431
6	Mattias Norstrom	780	6	Wayne Gretzky	246	6	Anze Kopitar	392
7	Butch Goring	736	7	Charlie Simmer	222	7	Butch Goring	384
8	Anze Kopitar	683	8	Anze Kopitar	218	8	Rob Blake	333
9	Mike Murphy	673	9	Dustin Brown	207	9	Jim Fox	293
10	Mark Hardy	616	10	Mike Murphy	194	10	Mike Murphy	263

POINTS			PENALTY MINUTES			PPG'S		
No.	Player	Total	No.	Player	Total	No.	Player	Total
1	Marcel Dionne	1,307	1	Marty McSorley	1,846	1	Luc Robitaille	210
2	Luc Robitaille	1,154	2	Dave Taylor	1,589	2	Marcel Dionne	172
3	Dave Taylor	1,069	3	Jay Wells	1,446	3	Dave Taylor	123
4	Wayne Gretzky	918	4	Rob Blake	1,231	4	Bernie Nicholls	100
5	Bernie Nicholls	758	5	Ian Laperriere	1,017	5	Rob Blake	92
6	Butch Goring	659	6	Sean O'Donnell	940	6	Charlie Simmer	79
7	<b>Anze Kopitar</b>	610	7	Luc Robitaille	924	7	<b>Dustin Brown</b>	71
8	Rob Blake	494	8	Jay Miller	865	8	<b>Anze Kopitar</b>	70
9	Jim Fox	479	9	Mark Hardy	858	9	Wayne Gretzky	63
10	Charlie Simmer	466	10	Tony Granato	821	10	Butch Goring	62

SHG'S			PLUS/MINUS			GWG'S		
No.	Player	Total	No.	Player	Total	No.	Player	Total
1	Bernie Nicholls	25	1	Dave Taylor	181	1	Luc Robitaille	73
2	Butch Goring	20	2	Marcel Dionne	106	2	Marcel Dionne	59
3	Mike Murphy	19	3	Ziggy Palffy	85	3	Dave Taylor	47
4	Wayne Gretzky	17	4	Charlie Simmer	83	4	<b>Anze Kopitar</b>	31
5	Ziggy Palffy	10	5	Bob Murdoch	79	5	<b>Dustin Brown</b>	30
6	<b>Anze Kopitar</b>	9	6	Terry Harper	69	6	Rob Blake	29
	Marcel Dionne	9	7	Justin Williams	65	7	Butch Goring	28
8	Jari Kurri	8	8	Bob Nevin	54		Mike Murphy	28
	Glen Murray	8	9	<b>Tyler Toffoli</b>	49	9	Alexander Frolov	25
	Yanic Perreault	8		Steve Duchesne	49	10	Ziggy Palffy	24
							Charlie Simmer	24

DEFENSEMAN GP			DEFENSEMAN GOALS			DEFENSEMAN ASSISTS		
No.	Player	Total	No.	Player	Total	No.	Player	Total
1	Rob Blake	805	1	Rob Blake	161	1	Rob Blake	333
2	Mattias Norstrom	780	2	Steve Duchesne	99	2	Mark Hardy	250
3	Mark Hardy	616	3	Marty McSorley	71	3	Steve Duchesne	216
4	Jay Wells	604	4	Lubomir Visnovsky	70	4	Lubomir Visnovsky	209
5	Sean O'Donnell	541	5	<b>Drew Doughty</b>	66	5	<b>Drew Doughty</b>	201
6	<b>Drew Doughty</b>	524	6	Mark Hardy	53	6	Marty McSorley	163
7	Lubomir Visnovsky	499	7	Larry Murphy	52	7	Larry Murphy	155
8	Marty McSorley	472	8	Garry Galley	44	8	Jay Wells	143
9	Jaroslav Modry	454	9	Bob Murdoch	41	9	Bob Murdoch	130
10	Steve Duchesne	442	10	Mathieu Schneider	37	10	Jaroslav Modry	129

# KINGS ALL-TIME TOP TEN

DEFENSEMAN PTS			DEFENSEMAN PIM			DEFENSEMAN PPG'S		
No.	Player	Total	No.	Player	Total	No.	Player	Total
1	Rob Blake	494	1	Marty McSorley	1,846	1	Rob Blake	92
2	Steve Duchesne	315	2	Jay Wells	1,446	2	Steve Duchesne	33
3	Mark Hardy	303	3	Rob Blake	1,231	3	Lubomir Visnovsky	31
4	Lubomir Visnovsky	279	4	Sean O'Donnell	940	4	<b>Drew Doughty</b>	30
5	<b>Drew Doughty</b>	267	5	Mark Hardy	858	5	Mark Hardy	26
6	Marty McSorley	234	6	Dave Hutchison	605	6	Larry Murphy	22
7	Larry Murphy	207	7	Dean Kennedy	591	7	Mathieu Schneider	21
8	Jay Wells	177	8	Mattias Norstrom	583	8	Jaroslav Modry	19
9	Bob Murdoch	171	9	Tim Watters	529	9	Alexei Zhitnik	18
10	Jaroslav Modry	164	10	Bob Murdoch	497	10	Garry Galley	16

DEFENSEMAN SHG'S			DEFENSEMAN PLUS/MINUS			DEFENSEMAN GWG'S		
No.	Player	Total	No.	Player	Total	No.	Player	Total
1	Marty McSorley	7	1	Bob Murdoch	79	1	Rob Blake	29
2	Steve Duchesne	5	2	Terry Harper	69	2	<b>Drew Doughty</b>	16
3	Mark Hardy	3	3	Steve Duchesne	49	3	Steve Duchesne	13
4	Larry Murphy	2	4	Sheldon Kannegiesser	47	4	Lubomir Visnovsky	10
	Mattias Norstrom	2	5	<b>Drew Doughty</b>	38	5	Mark Hardy	7
	Chris Snell	2		Tom Laidlaw	38	6	Joe Corvo	6
7	Several Tied	1		Willie Mitchell	38		Jay Wells	6
			8	<b>Alec Martinez</b>	32	8	Garry Galley	5
				Tim Watters	32	9	Several Tied	4
			10	Larry Robinson	30			

ALL-TIME RECORDS



## KINGS ALL-TIME TOP TEN

GOALIE GP			GOALIE WINS			GOALIE SHUTOUTS		
No.	Player	Total	No.	Player	Total	No.	Player	Total
1	Jonathan Quick	407	1	Jonathan Quick	212	1	Jonathan Quick	37
2	Rogie Vachon	389	2	Rogie Vachon	171	2	Rogie Vachon	32
3	Kelly Hrudey	360	3	Kelly Hrudey	145	3	Jamie Storr	16
4	Mario Lessard	240	4	Mario Lessard	92	4	Felix Potvin	14
5	Jamie Storr	205	5	Jamie Storr	85	5	Stephane Fiset	10
6	Stephane Fiset	200	6	Stephane Fiset	80		Kelly Hrudey	10
7	Gary Edwards	155	7	Felix Potvin	61	7	Mario Lessard	9
8	Felix Potvin	136	8	Gary Edwards	54	8	Martin Jones	7
9	Roland Melanson	119	9	Mathieu Garon	44		Gerry Desjardins	7
10	Gerry Desjardins	103	10	Bob Janecyk	41		Gary Edwards	7

GOALIE GAA*			GOALIE SAVE PCT*		
No.	Player	Total	No.	Player	Total
1	Jonathan Quick	2.27	1	Jonathan Quick	.915
2	Felix Potvin	2.35	2	Jonathan Bernier	.912
3	Jonathan Bernier	2.36	3	Erik Ersberg	.910
4	Cristobal Huet	2.41		Jamie Storr	.910
5	Jamie Storr	2.52	5	Cristobal Huet	.908
6	Erik Ersberg	2.55	6	Stephane Fiset	.907
7	Stephane Fiset	2.83	7	Felix Potvin	.905
8	Rogie Vachon	2.86	8	Jason LaBarbera	.904
9	Jason LaBarbera	2.93	9	Rogie Vachon	.901
10	Mathieu Garon	3.03	10	Mathieu Garon	.898

\*Minimum 50 games

## KINGS ALL-TIME GOAL-SCORING BY POSITION

LEFT WING			CENTER			RIGHT WING		
No.	Player	Total	No.	Player	Total	No.	Player	Total
1	Luc Robitaille	557	1	Marcel Dionne	550	1	Dave Taylor	431
2	Charlie Simmer	222	2	Bernie Nicholls	327	2	Dustin Brown	207
3	Alexander Frolov	168	3	Butch Goring	275	3	Mike Murphy	194
4	Bob Berry	159	4	Wayne Gretzky	246	4	Jim Fox	186
5	Tony Granato	148	5	Anze Kopitar	218	5	Ziggy Palffy	150
6	Tommy Williams	114	6	Juha Widing	131	6	Tomas Sandstrom	117
7	Michael Cammalleri	93	7	Jimmy Carson	108	7	Jari Kurri	108
8	Mike Donnelly	87	8	Eddie Joyal	105	8	Mike Corrigan	106
9	John Tonelli	76	9	Jeff Carter	87	9	Justin Williams	103
10	Steve Jensen	71	10	Jarret Stoll	81		Glen Murray	103

DEFENSEMAN		
No.	Player	Total
1	Rob Blake	161
2	Steve Duchesne	99
3	Marty McSorley	71
4	Lubomir Visnovsky	70
5	Drew Doughty	66
6	Mark Hardy	53
7	Larry Murphy	52
8	Garry Galley	44
9	Bob Murdoch	41
10	Mathieu Schneider	37

## KINGS SEASON BESTS

GOALS		Total	Season
1	Bernie Nicholls	70	1988-89
2	Luc Robitaille	63	1992-93
3	Marcel Dionne	59	1978-79
4	Marcel Dionne	58	1980-81
5	Marcel Dionne	56	1982-83
	Charlie Simmer	56	1980-81
	Charlie Simmer	56	1979-80

ASSISTS		Total	Season
1	Wayne Gretzky	122	1990-91
2	Wayne Gretzky	114	1988-89
3	Wayne Gretzky	102	1989-90
4	Wayne Gretzky	92	1993-94
5	Wayne Gretzky	90	1991-92

POINTS		Total	Season
1	Wayne Gretzky	168	1988-89
2	Wayne Gretzky	163	1990-91
3	Bernie Nicholls	150	1988-89
4	Wayne Gretzky	142	1989-90
5	Marcel Dionne	137	1979-80

PENALTY MINUTES		Total	Season
1	Marty McSorley	399	1992-93
2	Dave Williams	358	1986-87
3	Marty McSorley	350	1988-89
4	Warren Rychel	322	1993-94
	Marty McSorley	322	1989-90

PPG'S		Total	Season
1	Luc Robitaille	26	1991-92
2	Luc Robitaille	24	1993-94
	Luc Robitaille	24	1992-93
4	Marcel Dionne	23	1980-81
	Charlie Simmer	23	1980-81

SHG'S		Total	Season
1	Bernie Nicholls	8	1988-89
2	Bernie Nicholls	7	1987-88
3	Tyler Toffoli	5	2014-15
	Pavol Demitra	5	2005-06
	Steve Duchesne	5	1988-89
	Wayne Gretzky	5	1988-89
	Mike Murphy	5	1982-83
	Butch Goring	5	1975-76

PLUS/MINUS		Total	Season
1	Marcel Dionne	55	1980-81
2	Marty McSorley	48	1990-91
3	Dave Taylor	47	1980-81
	Charlie Simmer	47	1979-80
5	Sheldon Kannegiesser	41	1974-75

GWG'S		Total	Season
1	Anze Kopitar	9	2013-14
	Marcel Dionne	9	1980-81
	Charlie Simmer	9	1980-81
4	Jeff Carter	8	2012-13
	Bryan Smolinski	8	2002-03
	Ziggy Palffy	8	2000-01
	Luc Robitaille	8	1992-93
	Tony Granato	8	1991-92
	Mike Krushelnyski	8	1988-89
	Charlie Simmer	8	1979-80

DEFENSEMAN GOALS		Total	Season
1	Steve Duchesne	25	1988-89
2	Rob Blake	23	1997-98
3	Larry Murphy	22	1981-82
4	Steve Duchesne	21	1990-91
5	Rob Blake	20	1993-94
	Steve Duchesne	20	1989-90

DEFENSEMAN ASSISTS		Total	Season
1	Larry Murphy	60	1980-81
2	Lubomir Visnovsky	50	2005-06
	Steve Duchesne	50	1988-89
4	Paul Coffey	49	1992-93
5	Rob Blake	48	1993-94
	Larry Murphy	48	1982-83

DEFENSEMAN PTS		Total	Season
1	Larry Murphy	76	1980-81
2	Steve Duchesne	75	1988-89
3	Rob Blake	68	1993-94
4	Lubomir Visnovsky	67	2005-06
5	Larry Murphy	66	1981-82

DEFENSEMAN PIM		Total	Season
1	Marty McSorley	399	1992-93
2	Marty McSorley	350	1988-89
3	Marty McSorley	322	1989-90
4	Marty McSorley	268	1991-92
5	Jay Wells	226	1985-86

DEFENSEMAN PPG'S		Total	Season
1	Rob Blake	12	1999-00
2	Rob Blake	11	2006-07
	Rob Blake	11	1997-98
	Alexei Zhitnik	11	1993-94
5	Lubomir Visnovsky	10	2005-06
	Matheiu Schneider	10	2002-03
	Rob Blake	10	1992-93

DEFENSEMAN SHG'S		Total	Season
1	Steve Duchesne	5	1988-89
2	Marty McSorley	3	1992-93
3	Chris Snell	2	1994-95

## KINGS SEASON BESTS

### DEFENSEMAN +/-

No.	Player	Total	Season
1	Marty McSorley	48	1990-91
2	Sheldon Kannegiesser	41	1974-75
3	Bob Murdoch	39	1974-75
4	Terry Harper	38	1974-75
5	Bob Murdoch	36	1976-77

### DEFENSEMAN GWG'S

No.	Player	Total	Season
1	Rob Blake	6	1993-94
2	<b>Drew Doughty</b>	5	2009-10
	Rob Blake	5	1999-00
4	Jack Johnson	4	2011-12
	Rob Blake	4	1997-98
	Rob Blake	4	1992-93
	Steve Duchesne	4	1987-88

### GOALIE GP

No.	Player	Total	Season
1	<b>Jonathan Quick</b>	72	2014-15
	<b>Jonathan Quick</b>	72	2009-10
3	Felix Potvin	71	2001-02
4	Rogie Vachon	70	1977-78
5	<b>Jonathan Quick</b>	69	2011-12

### GOALIE WINS

No.	Player	Total	Season
1	<b>Jonathan Quick</b>	39	2009-10
2	<b>Jonathan Quick</b>	36	2014-15
3	<b>Jonathan Quick</b>	35	2011-12
	<b>Jonathan Quick</b>	35	2010-11
5	Mario Lessard	35	1980-81

### GOALIE SHUTOUTS

No.	Player	Total	Season
1	<b>Jonathan Quick</b>	10	2011-12
2	Rogie Vachon	8	1976-77
3	<b>Jonathan Quick</b>	6	2014-15
	<b>Jonathan Quick</b>	6	2013-14
	<b>Jonathan Quick</b>	6	2010-11
	Felix Potvin	6	2001-02
	Rogie Vachon	6	1974-75

### GOALIE GAA (Minimum 25 Games)

No.	Player	Total	Season
1	<b>Jonathan Quick</b>	1.95	2011-12
2	<b>Jonathan Quick</b>	2.07	2013-14
3	<b>Jonathan Quick</b>	2.24	2014-15
	<b>Jonathan Quick</b>	2.24	2010-11
	Rogie Vachon	2.24	1974-75

### GOALIE SAVE PCT (Minimum 25 Games)

No.	Player	Total	Season
1	<b>Jonathan Quick</b>	.929	2011-12
2	Rogie Vachon	.926	1974-75
3	<b>Jonathan Quick</b>	.918	2014-15
	<b>Jonathan Quick</b>	.918	2010-11
5	Jamie Storr	.916	1998-99
	<b>Jonathan Quick</b>	.915	2013-14
	Stephane Fiset	.915	1998-99

## KINGS ALL-TIME HAT TRICKS

### 1967-68

- Bill Flett, 11/5/67 at Detroit
- Lowell MacDonald, 11/19/67 vs. Montreal
- Bill Flett, 2/1/68 at Detroit

### 1968-69

- Eddie Joyal, 12/4/68 vs. Philadelphia
- Bill Flett, 12/11/68 vs. Detroit
- Eddie Joyal, 2/19/69 at Minnesota
- Ted Irvine, 3/18/69 vs. Oakland

### 1969-70

- Eddie Shack, 10/18/69 vs. Oakland

### 1970-71

- None

### 1971-72

- Butch Goring, 4/1/72 vs. California

### 1972-73

- Butch Goring, 10/31/72 vs. Vancouver
- Butch Goring, 11/4/72 vs. NY Islanders
- #Serge Bernier, 12/24/72 at California
- Bob Berry, 1/24/73 vs. St. Louis
- Mike Corrigan, 3/21/73 vs. Toronto

### 1973-74

- Gene Carr, 3/9/74 vs. Boston
- Don Kozak, 4/6/74 vs. Vancouver

### 1974-75

- Bob Nevin, 10/13/74 at Buffalo
- Don Kozak, 10/24/74 vs. Buffalo
- Bob Nevin, 1/19/75 at Montreal
- Juha Widing, 1/23/75 vs. Toronto
- #Butch Goring, 3/1/75 vs. Minnesota
- Juha Widing, 3/4/75 vs. Kansas City

### 1975-76

- Butch Goring, 10/22/75 at Chicago
- Marcel Dionne, 10/28/75 vs. Washington
- Marcel Dionne, 12/10/75 vs. St. Louis
- Marcel Dionne, 12/23/75 at Boston
- Butch Goring, 1/1/76 at Buffalo
- #Mike Murphy, 1/22/76 vs. Toronto
- Marcel Dionne, 2/11/76 at Chicago
- Tommy Williams, 3/30/76 at Kansas City

### 1976-77

- Mike Murphy, 10/16/76 vs. Washington
- Marcel Dionne, 12/27/76 at Detroit
- Butch Goring, 2/2/77 vs. Washington
- Marcel Dionne, 2/27/77 at Buffalo
- Marcel Dionne, 4/2/77 vs. Minnesota
- Butch Goring, 4/3/77 at Colorado

### 1977-78

- Marcel Dionne, 11/8/77 at Washington
- Butch Goring, 11/24/77 vs. Pittsburgh
- #Syl Apps, Jr., 12/21/77 vs. Minnesota
- Dave Taylor, 1/14/78 at Atlanta
- Butch Goring, 2/1/78 vs. Washington

### 1978-79

- Marcel Dionne, 11/11/78 vs. Minnesota
- #Marcel Dionne, 1/13/79 at Detroit
- Marcel Dionne, 3/3/79 vs. Chicago

### 1979-80

- #Marcel Dionne, 10/23/79 at Colorado
- #Mike Murphy, 10/27/79 vs. Toronto
- Marcel Dionne, 11/4/79 at Chicago
- Marcel Dionne, 1/6/80 at Winnipeg
- Dave Taylor, 1/9/80 at Chicago
- Marcel Dionne, 1/12/80 at Minnesota

### 1980-81

- Charlie Simmer, 10/16/80 vs. Quebec
- Dave Taylor, 10/28/80 at Colorado

### 1981-82

- #Charlie Simmer, 11/1/80 at NY Islanders
- Marcel Dionne, 11/5/80 at Washington
- Marcel Dionne, 11/12/80 vs. Montreal
- Charlie Simmer, 1/24/81 at Boston
- #Dave Taylor, 3/14/81 vs. Minnesota

### 1982-83

- John Paul Kelly, 10/20/81 at NY Islanders
- Marcel Dionne, 10/20/81 at NY Islanders
- #Marcel Dionne, 11/18/81 vs. Detroit
- Steve Bozek, 12/9/81 vs. Edmonton
- Ian Turnbull, 12/12/81 vs. Vancouver
- Steve Bozek, 12/27/81 at Edmonton
- Bernie Nicholls, 3/17/82 vs. Calgary
- Bernie Nicholls, 3/20/82 vs. Pittsburgh
- Bernie Nicholls, 3/27/82 vs. Colorado
- Marcel Dionne, 1/11/83 at Washington
- John Paul Kelly, 2/10/83 vs. Buffalo
- Charlie Simmer, 2/12/83 at Pittsburgh
- Marcel Dionne, 2/17/83 at Detroit

### 1983-84

- #Bernie Nicholls, 10/20/83 vs. Edmonton
- Ken Houston, 10/22/83 vs. New Jersey
- Bernie Nicholls, 10/25/83 vs. Hartford
- #Brian MacLellan, 11/3/83 at Philadelphia
- Charlie Simmer, 12/1/83 vs. Winnipeg
- Marcel Dionne, 12/26/83 at Vancouver
- Marcel Dionne, 12/30/83 at Hartford

### 1984-85

- Dave Taylor, 10/31/84 at Vancouver
- #Bernie Nicholls, 11/13/84 at Quebec
- Marcel Dionne, 11/19/84 vs. Calgary
- Brian MacLellan, 11/21/84 vs. New Jersey
- Bernie Nicholls, 12/5/84 at Chicago
- Steve Shutt, 12/13/84 vs. Edmonton
- Dave Taylor, 1/29/85 vs. New Jersey

### 1985-86

- Jim Fox, 10/12/85 vs. NY Islanders
- Bernie Nicholls, 2/1/86 at Winnipeg
- Dave Williams, 3/1/86 vs. Montreal
- Jim Fox, 3/17/86 at Toronto

### 1986-87

- Bob Bourne, 11/18/86 at Washington
- Luc Robitaille, 12/9/86 at NY Islanders
- Bernie Nicholls, 3/17/87 at Washington

### 1987-88

- Jimmy Carson, 10/10/87 vs. St. Louis
- Bernie Nicholls, 11/22/87 at Buffalo
- Bob Carpenter, 11/22/87 at Buffalo
- Luc Robitaille, 12/30/87 vs. Winnipeg
- Jimmy Carson, 1/30/88 vs. Minnesota
- Jimmy Carson, 2/3/88 vs. Vancouver
- Luc Robitaille, 2/11/88 vs. Quebec
- Jimmy Carson, 3/26/88 vs. Chicago
- #Jimmy Carson, 3/30/88 vs. Calgary
- Luc Robitaille, 4/3/88 vs. Edmonton

# KINGS ALL-TIME HAT TRICKS

1988-89	102.	Luc Robitaille, 10/6/88 vs. Detroit
	103.	Bernie Nicholls, 10/28/88 at Winnipeg
	104.	Bernie Nicholls, 11/22/88 at Philadelphia
	105.	Dave Taylor, 12/1/88 vs. Toronto
	106.	John Tonelli, 12/20/88 vs. Calgary
	107.	Bernie Nicholls, 1/12/89 vs. St. Louis
	108.	Wayne Gretzky, 2/4/89 vs. Buffalo
	109.	Wayne Gretzky, 2/12/89 at Chicago
	110.	Steve Duchesne, 3/2/89 at St. Louis
	111.	Bernie Nicholls, 4/1/89 vs. Vancouver
	1989-90	112.
113.		Luc Robitaille, 11/25/89 vs. Vancouver
114.		Dave Taylor, 1/25/90 at Edmonton
115.		Luc Robitaille, 3/10/90 vs. Pittsburgh
1990-91		116.
	117.	Tomas Sandstrom, 11/24/90 at Montreal
	118.	Wayne Gretzky, 1/3/91 at NY Islanders
	119.	Bob Kudelski, 1/12/91 vs. Vancouver
	120.	Tomas Sandstrom, 1/14/91 at New Jersey
	121.	Wayne Gretzky, 1/26/91 vs. Vancouver
	1991-92	122.
123.		Bob Kudelski, 10/16/91 vs. San Jose
124.		Wayne Gretzky, 11/23/91 vs. San Jose
125.		#Luc Robitaille, 2/6/92 vs. Hartford
126.		Tony Granato, 2/27/92 vs. Quebec
1992-93		127.
	128.	Jari Kurri, 11/8/92 at San Jose
	129.	Mike Donnelly, 11/8/92 at San Jose
	130.	Tomas Sandstrom, 1/21/93 vs. Vancouver
	131.	Luc Robitaille, 3/2/93 vs. Calgary
	1993-94	132.
133.		Mike Donnelly, 11/13/93 vs. St. Louis
134.		#Luc Robitaille, 11/25/93 at Quebec
135.		John Druce, 4/13/94 vs. Calgary
1994-95		136.
	137.	Tony Granato, 4/3/95 vs. Edmonton
1995-96	138.	Jari Kurri, 10/20/95 at Washington
	139.	Vitali Yachmenev, 3/2/96 vs. Montreal
1996-97	140.	Ed Olczyk, 1/7/97 vs. Vancouver
1997-98	141.	Yanic Perreault, 10/31/97 at Detroit
	142.	Yanic Perreault, 11/11/97 vs. Vancouver
	143.	Jozef Stumpel, 2/3/98 at Calgary
	144.	Glen Murray, 4/13/98 vs. Calgary
1998-99	145.	Luc Robitaille, 4/12/99 at Nashville

1999-00	146.	Luc Robitaille, 10/7/99 at Tampa Bay
	147.	Glen Murray, 10/16/99 at Edmonton
2000-01	148.	Ian Laperriere, 10/13/00 vs. Boston
	149.	Ziggy Palffy, 11/28/00 at NY Rangers
	150.	Rob Blake, 12/14/00 vs. NY Rangers
	151.	Bryan Smolinski, 1/16/01 at Ottawa
2001-02	152.	Ziggy Palffy, 2/8/02 at Phoenix
2002-03	153.	Adam Deadmarsh, 10/25/02 at NY Rangers
	154.	Eric Belanger, 12/17/02 vs. St. Louis
	155.	Bryan Smolinski, 2/7/03 vs. Carolina
2003-04	None	
2004-05	DNP - Lockout	
2005-06	156.	Lubomir Visnovsky, 11/2/05 at Dallas
	157.	Alexander Frolov, 11/13/05 at Columbus
	158.	Craig Conroy, 11/13/05 at Columbus
	159.	Pavol Demitra, 11/19/05 vs. Colorado
	160.	Derek Armstrong, 12/29/05 at Phoenix
	161.	Alexander Frolov, 1/12/06 at Boston
	162.	Luc Robitaille, 1/19/06 vs. Atlanta
2006-07	None	
2007-08	163.	Ladislav Nagy, 1/1/08 vs. Chicago
	164.	Alexander Frolov, 2/21/08 vs. St. Louis
2008-09	165.	<b>Dustin Brown</b> , 12/11/08 vs. St. Louis
	166.	Michal Handzus, 3/5/09 vs. Dallas
2009-10	167.	<b>Anze Kopitar</b> , 10/22/09 vs. Dallas
	168.	<b>Dustin Brown</b> , 4/1/10 vs. Vancouver
2010-11	169.	Brad Richardson, 10/23/10 at Colorado
	170.	Anze Kopitar, 3/11/11 at Columbus
2011-12	171.	Dustin Brown, 2/25/12 vs. Chicago
2012-13	172.	Jeff Carter, 3/4/13 vs. Nashville
2013-14	173.	Dwight King, 10/24/13 vs. Phoenix
2014-15	174.	Tyler Toffoli, 2/12/15 vs. Calgary
	# = 4-Goal Game	

## Records

Most Hat Tricks, Career: 24 - Marcel Dionne  
Most Hat Tricks, One Season, Team: 10  
2x's, 1988-89 and 1987-88  
Most Hat Tricks, One Season, Individual: 5  
Jimmy Carson, 1987-88  
Most 4-Goal Games, Career: 3 - Marcel Dionne

# KINGS ALL-TIME SHUTOUTS

No.	Date	Score	Goaltender
1	12/23/67	4-0 vs. STL	Wayne Rutledge
2	1/28/68	2-0 at PHI	Terry Sawchuk
3	2/12/68	2-0 vs. TOR	Wayne Rutledge
4	3/14/68	0-0 at PHI	Terry Sawchuk
No.	Date	Score	Goaltender
5	11/6/68	2-0 vs. NYR	Gerry Desjardins
6	1/1/69	0-0 vs. STL	Gerry Desjardins
7	1/5/69	0-0 at OAK	Gerry Desjardins
8	1/18/69	4-0 vs. PIT	Gerry Desjardins
No.	Date	Score	Goaltender
9	10/18/69	5-0 vs. OAK	Gerry Desjardins
10	10/22/69	2-0 vs. PIT	Gerry Desjardins
11	12/30/69	0-0 vs. MIN	Gerry Desjardins
No.	Date	Score	Goaltender
12	3/9/71	4-0 at STL	Denis Dejordy
No.	Date	Score	Goaltender
13	10/21/71	7-0 at PHI	Gary Edwards
14	3/5/72	2-0 at BOS	Gary Edwards
No.	Date	Score	Goaltender
15	10/24/72	5-0 vs. CAL	Rogie Vachon
16	12/23/72	2-0 vs. BUF	Rogie Vachon
17	1/19/73	4-0 at VAN	Gary Edwards
18	3/1/73	2-0 at PHI	Rogie Vachon
19	3/3/73	2-0 vs. STL	Rogie Vachon
No.	Date	Score	Goaltender
20	10/20/73	3-0 vs. PHI	Rogie Vachon
21	12/8/73	3-0 vs. ATL	Rogie Vachon
22	1/16/74	2-0 at PIT	Rogie Vachon
23	1/26/74	2-0 at PIT	Rogie Vachon
24	3/16/74	2-0 vs. DET	Rogie Vachon
25	3/23/74	5-0 vs. VAN	Gary Edwards
No.	Date	Score	Goaltender
26	10/19/74	3-0 vs. KC	Gary Edwards
27	10/28/74	2-0 vs. PIT	Rogie Vachon
28	11/13/74	4-0 vs. TOR	Rogie Vachon
29	11/23/74	0-0 at PIT	Rogie Vachon
30	11/30/74	2-0 vs. BOS	Gary Edwards
31	12/18/74	6-0 at KC	Gary Edwards
32	1/23/75	8-0 vs. TOR	Rogie Vachon
33	2/22/75	6-0 vs. BOS	Rogie Vachon
34	3/22/75	4-0 vs. PIT	Rogie Vachon
No.	Date	Score	Goaltender
35	10/28/75	6-0 vs. WSH	Rogie Vachon
36	10/30/75	4-0 vs. PIT	Rogie Vachon
37	12/10/75	5-0 vs. STL	Rogie Vachon
38	1/13/76	3-0 at ATL	Rogie Vachon
39	1/27/76	2-0 vs. WSH	Rogie Vachon
No.	Date	Score	Goaltender
40	11/16/76	0-0 vs. CLE	Rogie Vachon
41	1/22/77	6-0 vs. NYR	Rogie Vachon
42	1/29/77	4-0 at NYI	Rogie Vachon
43	2/15/77	3-0 vs. NYI	Rogie Vachon
44	2/19/77	2-0 vs. BOS	Rogie Vachon
45	2/22/77	4-0 vs. STL	Rogie Vachon
46	3/2/77	5-0 at PIT	Rogie Vachon
47	3/10/77	6-0 vs. WSH	Rogie Vachon
No.	Date	Score	Goaltender
48	10/12/77	2-0 vs. CLE	Rogie Vachon
49	10/18/77	0-0 at NYI	Rogie Vachon
50	12/22/77	4-0 at CHI	Rogie Vachon
51	3/30/78	4-0 at DET	Rogie Vachon
No.	Date	Score	Goaltender
52	10/26/78	6-0 vs. BUF	Mario Lessard
53	12/30/78	4-0 vs. VAN	Mario Lessard
54	2/26/79	2-0 vs. VAN	Mario Lessard
55	3/7/79	4-0 at PIT	Mario Lessard

No.	Date	Score	Goaltender
56	12/1/79	7-0 vs. CHI	Ron Grahame
57	12/27/79	3-0 vs. QUE	Ron Grahame
58	2/20/80	3-0 vs. BOS	Lessard/Grahame
No.	Date	Score	Goaltender
59	10/22/80	4-0 vs. BOS	Mario Lessard
60	3/2/81	1-0 at TOR	Mario Lessard
No.	Date	Score	Goaltender
61	3/9/82	2-0 at COL	Mario Lessard
62	3/13/82	3-0 vs. NYI	Mario Lessard
No.	Date	Score	Goaltender
63	11/24/82	3-0 vs. NJD	Mario Lessard
64	2/24/83	8-0 vs. VAN	Markus Mattsson
No.	Date	Score	Goaltender
65	2/8/84	1-0 vs. CHI	Markus Mattsson
No.	Date	Score	Goaltender
66	11/3/84	7-0 vs. TOR	Bob Janecyk
67	3/5/85	6-0 vs. PIT	Bob Janecyk
No.	Date	Score	Goaltender
68	12/17/86	3-0 vs. PIT	Darren Eliot
69	1/14/87	4-0 vs. VAN	Roland Melanson
No.	Date	Score	Goaltender
70	1/30/88	5-0 vs. MIN	Roland Melanson
71	2/20/88	3-0 vs. TOR	Roland Melanson
72	2/28/88	2-0 at VAN	Glenn Healy
No.	Date	Score	Goaltender
73	3/14/89	4-0 at QUE	Kelly Hrudey
No.	Date	Score	Goaltender
74	10/8/89	5-0 vs. DET	Kelly Hrudey
75	12/2/89	6-0 vs. NYR	Kelly Hrudey
No.	Date	Score	Goaltender
76	11/4/90	2-0 at CHI	Daniel Berthiaume
77	3/9/91	3-0 at QUE	Kelly Hrudey
78	3/12/91	6-0 vs. PHI	Kelly Hrudey
79	3/26/91	2-0 vs. EDM	Kelly Hrudey
No.	Date	Score	Goaltender
80	2/1/92	2-0 vs. CHI	Kelly Hrudey
No.	Date	Score	Goaltender
81	10/15/92	4-0 vs. CGY	Kelly Hrudey
82	2/15/93	3-0 vs. VAN	Kelly Hrudey
No.	Date	Score	Goaltender
83	2/23/94	0-0 vs. DAL	Robb Stauber
84	3/15/94	7-0 vs. OTT	Kelly Hrudey
No.	Date	Score	Goaltender
85	11/7/95	1-0 at STL	Byron Dafeo
No.	Date	Score	Goaltender
86	10/4/96	1-0 vs. NYI	Stephane Fiset
87	10/26/96	0-0 vs. CGY	Stephane Fiset
88	2/22/97	4-0 vs. VAN	Stephane Fiset
89	3/1/97	3-0 at VAN	Stephane Fiset
No.	Date	Score	Goaltender
90	11/4/97	3-0 at NJD	Stephane Fiset
91	12/22/97	1-0 at CHI	Jamie Storr
92	1/31/98	3-0 vs. CHI	Stephane Fiset
93	4/15/98	2-0 at VAN	Jamie Storr

# KINGS ALL-TIME SHUTOUTS

No.	Date	Score	Goaltender
94	10/28/98	4-0 at NJD	Fiset/Legace
95	11/21/98	5-0 vs. CHI	Jamie Storr
96	12/12/98	3-0 vs. VAN	Stephane Fiset
97	12/22/98	3-0 at PIT	Jamie Storr
98	1/14/99	3-0 vs. CGY	Jamie Storr
99	2/6/99	2-0 vs. SJS	Jamie Storr
100	3/15/99	4-0 vs. OTT	Stephane Fiset
101	4/16/99	2-0 at SJS	Stephane Fiset

No.	Date	Score	Goaltender
102	10/2/99	2-0 at NSH	Stephane Fiset
103	12/8/99	4-0 vs. ATL	Jamie Storr

No.	Date	Score	Goaltender
104	10/13/00	5-0 vs. BOS	Steve Passmore
105	11/9/00	2-0 vs. VAN	Jamie Storr
106	1/6/01	5-0 vs. CGY	Jamie Storr
107	1/30/01	8-0 vs. DAL	Jamie Storr
108	2/16/01	4-0 at MIN	Jamie Storr
109	2/22/01	2-0 at CGY	Felix Potvin
110	3/17/01	1-0 vs. SJS	Felix Potvin
111	3/26/01	0-0 vs. SJS	Felix Potvin
112	3/29/01	3-0 vs. CBJ	Felix Potvin
113	3/31/01	4-0 vs. COL	Felix Potvin

No.	Date	Score	Goaltender
114	1/5/02	3-0 at NYI	Felix Potvin
115	1/9/02	4-0 at NYR	Jamie Storr
116	1/15/02	2-0 vs. NSH	Felix Potvin
117	1/30/02	2-0 at MIN	Felix Potvin
118	3/23/02	3-0 vs. SJS	Felix Potvin
119	4/4/02	3-0 vs. DET	Felix Potvin
120	4/8/02	3-0 vs. DAL	Felix Potvin
121	4/14/02	1-0 vs. ANA	Jamie Storr

No.	Date	Score	Goaltender
122	10/29/02	4-0 at ATL	Felix Potvin
123	11/23/02	2-0 vs. DAL	Felix Potvin
124	12/10/02	3-0 at NSH	Felix Potvin
125	12/11/02	3-0 at DAL	Jamie Storr
126	1/30/03	3-0 vs. OTT	Jamie Storr
127	3/15/03	0-0 at CAR	Cristobal Huet
128	4/6/03	2-0 at VAN	Jamie Storr

No.	Date	Score	Goaltender
129	10/10/03	3-0 at PIT	Cristobal Huet
130	10/21/03	4-0 vs. PHI	Roman Cechmanek
131	11/6/03	1-0 at TBL	Roman Cechmanek
132	11/19/03	3-0 vs. NSH	Roman Cechmanek
133	11/22/03	2-0 at COL	Cristobal Huet
134	12/4/03	3-0 vs. DAL	Roman Cechmanek
135	1/13/04	0-0 at NSH	Roman Cechmanek
136	2/23/04	3-0 vs. NSH	Cristobal Huet

No.	Date	Score	Goaltender
137	1/5/04	4-0 vs. PHX	Mathieu Garon
138	1/12/06	6-0 at BOS	Mathieu Garon
139	4/1/06	1-0 vs. DAL	Mathieu Garon
140	4/3/06	1-0 vs. VAN	Mathieu Garon
141	4/17/06	4-0 at SJS	Jason LaBarbera

No.	Date	Score	Goaltender
142	10/19/06	4-0 at PHX	Mathieu Garon
143	1/3/07	3-0 vs. CBJ	Mathieu Garon
144	2/3/07	7-0 at FLA	Sean Burke

No.	Date	Score	Goaltender
145	10/23/07	6-0 vs. NSH	Jason LaBarbera
146	3/6/08	2-0 vs. OTT	Erik Ersberg
147	3/27/08	4-0 vs. PHX	Erik Ersberg

No.	Date	Score	Goaltender
148	10/24/08	4-0 vs. STL	Jason LaBarbera
149	12/6/08	3-0 vs. CBJ	Jason LaBarbera
150	12/23/08	3-0 at CBJ	Jonathan Quick
151	12/27/08	4-0 at PHX	Jonathan Quick
152	2/3/09	1-0 at OTT	Jonathan Quick
153	3/26/09	*1-0 at DAL	Jonathan Quick

No.	Date	Score	Goaltender
154	1/14/10	4-0 vs. ANA	Jonathan Quick
155	2/13/10	3-0 vs. COL	Jonathan Quick
156	3/8/10	6-0 vs. CBJ	Jonathan Quick
157	3/20/10	1-0 vs. NYI	Jonathan Quick
158	3/30/10	2-0 at NSH	Jonathan Bernier

No.	Date	Score	Goaltender
159	11/4/10	1-0 vs. TBL	Jonathan Quick
160	12/13/10	5-0 at DET	Jonathan Quick
161	12/21/10	5-0 at COL	Jonathan Quick
162	12/27/10	4-0 at SJS	Jonathan Quick
163	1/24/11	2-0 vs. BOS	Jonathan Quick
164	2/1/11	*0-1 at MIN	Jonathan Bernier
165	2/13/11	1-0 at PHX	Jonathan Quick
166	3/3/11	1-0 vs. PHI	Jonathan Bernier
167	3/29/11	2-0 at EDM	Jonathan Bernier

No.	Date	Score	Goaltender
168	10/18/11	5-0 vs. STL	Jonathan Quick
169	10/20/11	2-0 at PHX	Jonathan Quick
170	10/22/11	1-0 vs. DAL	Jonathan Quick
171	11/28/11	2-0 vs. SJS	Jonathan Quick
172	12/28/11	2-0 at CHI	Jonathan Quick
173	1/5/12	1-0 vs. PHX	Jonathan Quick
174	2/25/12	4-0 vs. CHI	Jonathan Quick
175	2/28/12	4-0 at MIN	Jonathan Bernier
176	3/2/12	*1-0 vs. STL	Jonathan Quick
177	3/28/12	3-0 at CGY	Jonathan Quick
178	4/2/12	2-0 vs. EDM	Jonathan Quick

No.	Date	Score	Goaltender
179	3/18/13	4-0 vs. PHX	Jonathan Quick
180	4/4/13	3-0 vs. MIN	Jonathan Bernier

No.	Date	Score	Goaltender
181	10/13/13	3-0 at FLA	Ben Scrivens
182	11/7/13	2-0 vs. BUF	Jonathan Quick
183	11/15/13	2-0 at NJD	Ben Scrivens
184	11/17/13	1-0 at NYR	Ben Scrivens
185	12/7/13	3-0 vs. NYI	Martin Jones
186	12/10/13	6-0 at MTL	Martin Jones
187	12/17/13	3-0 vs. EDM	Martin Jones
188	1/13/14	1-0 vs. VAN	Jonathan Quick
189	1/27/14	1-0 at SJS	Jonathan Quick
190	2/27/14	2-0 at CGY	Jonathan Quick
191	3/22/14	4-0 vs. FLA	Jonathan Quick
192	4/2/14	4-0 vs. PHX	Jonathan Quick
193	4/10/14	3-0 at EDM	Martin Jones

No.	Date	Score	Goaltender
194	10/16/14	*1-0 vs. STL	Jonathan Quick
195	10/23/14	2-0 vs. BUF	Jonathan Quick
196	11/26/14	4-0 at MIN	Martin Jones
197	12/2/14	2-0 vs. BOS	Jonathan Quick
198	12/4/14	4-0 at ARI	Martin Jones
199	1/12/15	2-0 vs. TOR	Martin Jones
200	2/24/15	1-0 vs. DET	Jonathan Quick
201	3/12/15	4-0 at VAN	Jonathan Quick
202	3/16/15	1-0 vs. ARI	Jonathan Quick

\*Shootout

# KINGS TEAM RECORDS

**NOTE:** Team records for fewest wins, losses, ties, points, goals, power-play goals, short-handed goals, penalties and shutouts are based on a full season schedule only (74 or more games).

WINS
MOST ONE SEASON: 46 2013-14, 2010-11, 2009-10, 1990-91
MOST ONE SEASON, HOME: 26 2005-06, 1990-91
MOST ONE SEASON, AWAY: 24 2009-10
FEWEST ONE SEASON: 14 1969-70
FEWEST ONE SEASON, HOME: 9 1985-86
FEWEST ONE SEASON, AWAY: 2 1969-70
FASTEST 10 WINS: 12 GAMES 1980-81
FASTEST 20 WINS: 28 GAMES 1980-81
FASTEST 30 WINS: 51 GAMES 2005-06, 1980-81
FASTEST 40 WINS: 67 GAMES 2009-10

LOSSES
MOST ONE SEASON: 52 1969-70
MOST ONE SEASON, HOME: 27 1985-86
MOST ONE SEASON, AWAY: 30 1969-70
FEWEST ONE SEASON: 17 1974-75
FEWEST ONE SEASON, HOME: 7 1974-75
FEWEST ONE SEASON, AWAY: 10 1974-75

OVERTIME GAMES
MOST ONE SEASON: 27 2003-04
MOST ONE SEASON, HOME: 13 2009-10, 2006-07
MOST ONE SEASON, AWAY: 17 2003-04
MOST OVERTIME WINS, ONE SEASON: 14 2009-10
MOST OVERTIME WINS, ONE SEASON, HOME: 7 2009-10
MOST OVERTIME WINS, ONE SEASON, ROAD: 7 2009-10
MOST OVERTIME LOSSES, ONE SEASON: 15 2014-15, 2011-12
MOST OVERTIME LOSSES, ONE SEASON, HOME: 9 2006-07
MOST OVERTIME LOSSES, ONE SEASON, ROAD: 10 2011-12

**Note:** Overtime records include both shootout wins and shootout losses since the 2005-06 season.

TIES
MOST ONE SEASON: 21 1974-75
MOST ONE SEASON, HOME: 11 1974-75
MOST ONE SEASON, AWAY: 10 1974-75
FEWEST ONE SEASON: 5 1998-99
FEWEST ONE SEASON, HOME: 2 2002-03, 1971-72
FEWEST ONE SEASON, AWAY: 2 1998-99
MOST OVERTIME TIES, ONE SEASON: 18 1995-96
FEWEST OVERTIME TIES, ONE SEASON: 5 1998-99

POINTS
MOST ONE SEASON: 105 1974-75
MOST ONE SEASON, HOME: 57 2014-15, 1990-91
MOST ONE SEASON, AWAY: 51 2009-10
FEWEST ONE SEASON: 38 1969-70
FEWEST ONE SEASON, HOME: 22 1985-86
FEWEST ONE SEASON, AWAY: 10 1969-70
GOALS
MOST SCORED ONE SEASON: 376 1988-89 (4.7 GPG)
MOST SCORED ONE SEASON, HOME: 215 1988-89 (5.38 GPG)
MOST SCORED ONE SEASON, AWAY: 164 1989-90 (4.1 GPG)
MOST SCORED ONE GAME, HOME: 12 11/29/84 vs. Vancouver, 12-1 win
MOST SCORED ONE GAME, AWAY: 11 11/8/92 at San Jose, 11-4 win
MOST SCORED ONE GAME, BOTH TEAMS: 17 11/13/87 at Calgary, 10-7 loss
MOST SCORED ONE PERIOD: 7 10/9/93 vs. Detroit, 3rd period, 10-3 win
2/18/89 vs. Quebec, 3rd period, 11-3 win
MOST ALLOWED ONE SEASON: 389 1985-86 (4.86 GPG)
MOST ALLOWED ONE SEASON, HOME: 200 1985-86 (5.0 GPG)
MOST ALLOWED ONE SEASON, AWAY: 221 1982-83 (5.53 GPG)
MOST ALLOWED ONE GAME, HOME: 10 2/13/93 vs. Washington, 10-3 loss
12/29/92 vs. Philadelphia, 10-2 loss
MOST ALLOWED ONE GAME, AWAY: 11 10/17/88 at Calgary, 11-4 loss
11/25/86 at Vancouver, 11-5 loss
1/6/83 at Montreal, 11-3 loss
11/25/81 at Edmonton, 11-4 loss
11/14/71 at Boston, 11-2 loss
MOST ALLOWED ONE PERIOD: 7 2/13/93 vs. Washington, 2nd period, 10-3 loss
10/17/88 at Calgary, 3rd period, 11-4 loss
1/6/83 at Montreal, 3rd period, 11-3 loss
FEWEST SCORED ONE SEASON: 168 1969-70 (2.21 GPG)
FEWEST SCORED ONE SEASON, HOME: 96* 2011-12 (2.34 GPG)
FEWEST SCORED ONE SEASON, AWAY: 71 1969-70 (1.87 GPG)
FEWEST ALLOWED ONE SEASON: 168* 2013-14 (2.05 GPG)
FEWEST ALLOWED ONE SEASON, HOME: 78* 2011-02 (1.90 GPG)
FEWEST ALLOWED ONE SEASON, AWAY: 85* 2013-14 (2.07 GPG)
FASTEST, START OF GAME: 0:07 2/14/87, Dave Williams vs. Hartford
FASTEST, START OF PERIOD: 0:07 2/14/87, Dave Williams vs. Hartford, 1st period
FASTEST TWO GOALS: 0:06 4/15/99, Doug Bodger at 7:47 and Luc Robitaille at 7:53, 3rd period vs. Anaheim
11/2/72, Ralph Backstrom (2) at 8:30 and at 8:36, 3rd period vs. Boston
3/10/68, Bill Flett at 9:14 and Eddie Joyal at 9:20, 1st period at NY Rangers

\*Does not include shootout goals.



## KINGS TEAM RECORDS

**FASTEST THREE GOALS:** 0:41  
3/2/89, Steve Duchesne at 12:18,  
Wayne Gretzky at 12:39 and  
Steve Duchesne at 12:59, 1st period at St. Louis

**FASTEST FOUR GOALS:** 2:21  
11/23/77, Syl Apps, Jr. at 15:42,  
Hartland Monahan at 16:35,  
Pete Stelmowski at 16:59 and  
Ernie Hickie at 18:03, 1st period vs. Chicago

**FASTEST FIVE GOALS:** 5:07  
11/10/07, **Dustin Brown** at 12:46,  
Scott Thornton at 14:01,  
Alexander Frolov at 15:35,  
**Anze Kopitar** at 15:59 and  
Ladislav Nagy at 17:53, 3rd period vs. Dallas

**MOST 20-GOAL SCORERS ONE SEASON:** 8  
1990-91, Luc Robitaille 45, Tomas Sandstrom 45,  
Wayne Gretzky 41, Tony Granato 30,  
Dave Taylor 23, Bob Kudelski 23,  
Steve Duchesne 21, Todd Elik 21

**MOST 30-GOAL SCORERS ONE SEASON:** 5  
1984-85, Marcel Dionne 46, Bernie Nicholls 46,  
Dave Taylor 41, Brian MacLellan 31, Jim Fox 30

**MOST 40-GOAL SCORERS ONE SEASON:** 3  
1990-91, Luc Robitaille 45, Tomas Sandstrom 45,  
Wayne Gretzky 41  
1988-89, Bernie Nicholls 70, Wayne Gretzky 54,  
Luc Robitaille 46  
1984-85, Marcel Dionne 46, Bernie Nicholls 46,  
Dave Taylor 41  
1980-81, Marcel Dionne 58, Charlie Simmer 56,  
Dave Taylor 47

**MOST 50-GOAL SCORERS ONE SEASON:** 2  
1988-89, Bernie Nicholls 70, Wayne Gretzky 54  
1987-88, Jimmy Carson 55, Luc Robitaille 53  
1980-81, Marcel Dionne 58, Charlie Simmer 56  
1979-80, Charlie Simmer 56, Marcel Dionne 53

**POWER-PLAY GOALS**

**MOST SCORED ONE SEASON:** 103  
1987-88

**MOST SCORED ONE GAME, HOME:** 6  
11/29/84 vs. Vancouver, 12-1 win,  
Kings went 6-for-8

**MOST SCORED ONE GAME, AWAY:** 5  
11/25/93 at Quebec, 8-6 loss,  
Kings went 5-for-10

**MOST SCORED ONE GAME, BOTH TEAMS:** 8  
11/25/93 at Quebec, 8-6 loss,  
Kings went 5-for-10, Nordiques went 3-for-11

**MOST ALLOWED ONE SEASON:** 114  
1992-93

**MOST ALLOWED ONE GAME, HOME:** 5  
10/11/87 vs. Edmonton, 9-2 loss,  
Oilers went 5-for-7  
10/25/83 vs. Hartford, 8-5 loss,  
Whalers went 5-for-6  
11/16/82 vs. Minnesota, 8-3 loss,  
North Stars went 5-for-5

**MOST ALLOWED ONE GAME, AWAY:** 5  
2/7/06 at Minnesota, 5-1 loss, Wild went 5-for-10

**FEWEST SCORED ONE SEASON:** 31  
1968-69

**FEWEST ALLOWED ONE SEASON:** 31  
1972-73

**MOST ATTEMPTS, GAME:** 12 (several times)  
10/19/06 (last time) at Phoenix, 4-0 win,  
Kings went 4-for-12

**MOST ATTEMPTS ALLOWED, GAME:**  
12 (several times)  
12/23/05 (last time) at Edmonton, 5-3 loss,  
Oilers went 3-for-12

**MOST ATTEMPTS ONE GAME, BOTH TEAMS:** 24  
12/23/05 at Edmonton, 5-3 loss,  
Kings went 0-for-12, Oilers went 3-for-12

**SHORT-HANDED GOALS**

**MOST SCORED ONE SEASON:** 22  
1988-89

**MOST SCORED ONE GAME:** 3  
4/11/98 vs. Colorado

**MOST ALLOWED ONE SEASON:** 18  
1995-96, 1990-91

**MOST ALLOWED ONE GAME:** 3  
1/10/92 at Washington, 7-4 loss  
3/14/91 vs. Chicago, 6-3 loss  
12/20/85 at Edmonton, 9-4 loss

**FEWEST SCORED ONE SEASON:** 2  
1968-69

**FEWEST ALLOWED ONE SEASON:** 2  
2014-15, 2011-12

**PENALTIES**

**MOST MINUTES ONE SEASON:** 2,247  
1992-93

**MOST MINUTES ONE GAME:** 186  
3/11/79 at Philadelphia: 3 minors, 8 majors,  
14 misconducts

**MOST MINUTES ONE PERIOD:** 184  
3/11/79 at Philadelphia, 1st period: 2 minors,  
8 majors, 14 misconducts

**MOST MINUTES ONE GAME, BOTH TEAMS:** 380  
3/11/79 at Philadelphia: 10 minors, 16 majors,  
28 misconducts

**MOST MINUTES ONE PERIOD, BOTH TEAMS:** 372  
3/11/79 at Philadelphia, 1st period: 6 minors,  
16 majors, 28 misconducts

**FEWEST MINUTES ONE SEASON:** 698  
1968-69

**MOST PENALTIES ONE GAME:** 41  
2/28/90 vs. Edmonton: 26 minors, 9 majors,  
6 misconducts

**MOST PENALTIES ONE PERIOD:** 24  
3/11/79 at Philadelphia, 1st period: 2 minors,  
8 majors, 14 misconducts

**MOST PENALTIES ONE GAME, BOTH TEAMS:** 85  
2/28/90 vs. Edmonton: 52 minors, 16 majors,  
17 misconducts (NHL Record)

**MOST PENALTIES ONE PERIOD, BOTH TEAMS:** 50  
3/11/79 at Philadelphia, 1st period: 6 minors,  
16 majors, 28 misconducts

**SHUTOUTS**

**MOST ONE SEASON:** 13  
2013-14

**MOST ONE SEASON, HOME:** 8  
2000-01

**MOST ONE SEASON, AWAY:** 7  
2013-14

**MOST ALLOWED ONE SEASON:** 12  
2008-09

**MOST ALLOWED ONE SEASON, HOME:** 6  
2011-12, 2008-09

**MOST ALLOWED ONE SEASON, AWAY:** 6  
2008-09, 1997-98, 1974-75, 1967-68

**FEWEST ONE SEASON:** 0  
1985-86

**FEWEST ALLOWED ONE SEASON:** 0  
1990-91, 1988-89, 1987-88, 1986-87

**CONSECUTIVE SHUTOUTS VS. ONE OPPONENT:**  
3 (Dallas)  
12/11/02 (3-0 win), 11/23/02 (2-0 win),  
4/8/02 (3-0 win)

**CONSECUTIVE GAMES WITHOUT BEING SHUTOUT:**  
261  
3/15/86-10/22/89 (5-0 loss vs. Calgary)

## KINGS TEAM RECORDS

**SHOTS**

**MOST ONE GAME:** 59  
12/26/92 at San Jose (7-2 loss)

**MOST ONE PERIOD:** 27  
1/7/10 vs. Detroit (Howard), 2nd period

**MOST ALLOWED ONE GAME:** 68  
3/24/81 at Minnesota (Lessard)

**MOST ALLOWED ONE PERIOD:** 29  
2/11/97 at Colorado (Fiset), 1st period  
3/24/81 at Minnesota (Lessard), 3rd period

**FEWEST ONE GAME:** 12  
10/28/97 at Florida

**FEWEST ONE PERIOD:** 0  
3/31/11 at Vancouver, 3rd period  
10/18/03 vs. Boston, 3rd period  
2/8/01 vs. Carolina, 3rd period  
4/1/00 vs. Anaheim, 1st period  
10/28/97 at Florida, 1st period

**FEWEST ALLOWED ONE GAME:** 10  
4/4/15 vs. Colorado  
1/11/94 at San Jose

**FEWEST ALLOWED ONE PERIOD:** 0  
4/5/78 vs. St. Louis, 2nd period

**DECISIVE GAMES**

**GREATEST WINNING MARGIN, HOME:** 11  
11/29/84 vs. Vancouver, 12-1 win

**GREATEST WINNING MARGIN, AWAY:** 7  
11/8/92 at San Jose, 11-4 win  
11/2/85 at Hartford, 8-1 win  
10/31/84 at Vancouver, 10-3 win  
10/21/71 at Philadelphia, 7-0 win

**GREATEST LOSING MARGIN, HOME:** 9  
11/27/85 vs. Hartford, 9-0 loss

**GREATEST LOSING MARGIN, AWAY:** 9  
1/14/06 at Buffalo, 10-1 loss  
10/8/75 at Montreal, 9-0 loss  
11/14/71 at Boston, 11-2 loss

**HIGHEST TIE SCORE:** 8-8  
12/20/86 at Edmonton

## KINGS ALL-TIME POWER PLAY & PENALTY KILLING

Season	Power Play Goals - Attempts	PCT	Rank	Short-Handed Goals - Attempts	PCT	Rank	SGF	SGA
1967-68	33 - 233	14.2%	(10)	52 - 269	80.7%	(11)	5	3
1968-69	31 - 239	13.0%	(12)	53 - 251	78.9%	(12)	2	7
1969-70	39 - 275	14.2%	(11)	67 - 297	77.5%	(10)	6	11
1970-71	41 - 267	15.4%	(12)	53 - 227	76.2%	(13)	6	10
1971-72	38 - 272	14.0%	(14)	50 - 210	76.2%	(14)	4	7
1972-73	52 - 295	17.6%	(8)	31 - 229	86.5%	(1)	4	10
1973-74	43 - 284	15.1%	(13)	48 - 246	80.5%	(9)	4	9
1974-75	52 - 288	18.1%	(12)	48 - 327	85.3%	(1)	11	7
1975-76	61 - 334	18.3%	(14)	55 - 298	81.5%	(8)	8	12
1976-77	68 - 253	26.9%	(1)	52 - 284	81.7%	(7)	6	5
1977-78	50 - 254	19.7%	(14)	46 - 236	80.5%	(9)	3	6
1978-79	76 - 318	23.9%	(7)	55 - 245	77.6%	(9)	6	8
1979-80	83 - 311	26.7%	(2)	94 - 291	67.7%	(21)	7	9
1980-81	90 - 366	24.6%	(6)	81 - 356	77.2%	(9)	12	7
1981-82	75 - 355	21.1%	(16)	89 - 310	71.3%	(21)	7	11
1982-83	81 - 340	23.8%	(7)	94 - 296	68.2%	(21)	10	14
1983-84	75 - 360	20.8%	(15)	82 - 294	72.1%	(21)	10	17
1984-85	87 - 370	23.5%	(9)	54 - 291	81.4%	(3)	9	13
1985-86	69 - 393	17.6%	(21)	103 - 364	71.7%	(21)	9	16
1986-87	97 - 389	24.9%	(3)	92 - 346	73.4%	(21)	9	16
1987-88	103 - 474	21.7%	(9)	96 - 425	77.4%	(17)	11	14
1988-89	82 - 395	20.8%	(11)	80 - 407	80.3%	(10)	22	13
1989-90	76 - 343	22.2%	(8)	88 - 366	76.0%	(17)	11	14
1990-91	80 - 391	20.5%	(6)	63 - 370	83.0%	(6)	8	18
1991-92	79 - 411	19.2%	(10)	76 - 417	81.8%	(6)	11	12
1992-93	102 - 507	20.1%	(11)	114 - 529	78.4%	(18)	16	16
1993-94	92 - 444	20.7%	(7)	90 - 462	80.5%	(21)	19	8
1994-95***	35 - 200	17.5%	(13)	42 - 221	81.0%	(17)	5	8
1995-96	72 - 401	18.0%	(14)	72 - 381	81.1%	(16)	12	18
1996-97	46 - 338	13.6%	(25)	45 - 352	87.2%	(3)	5	14
1997-98	52 - 366	14.2%	(15)	63 - 399	84.2%	(19)	10	12
1998-99	43 - 327	13.1%	(24)	47 - 330	85.8%	(9)	12	11
1999-00	60 - 356	16.9%	(T-10)	66 - 373	82.3%	(21)	4	12
2000-01	71 - 367	19.3%	(T-7)	72 - 382	81.2%	(24)	12	6
2001-02	73 - 353	20.7%	(1)	49 - 366	86.6%	(3)	5	6
2002-03	52 - 354	14.7%	(18)	62 - 371	83.3%	(T-15)	8	4
2003-04	50 - 356	14.0%	(27)	65 - 336	80.7%	(28)	9	4
2004-05	DNP - Lockout							
2005-06	77 - 541	14.2%	(28)	104 - 489	78.7%	(30)	15	12
2006-07	81 - 442	18.3%	(10)	91 - 411	77.9%	(30)	6	6
2007-08	64 - 366	17.5%	(17)	68 - 309	78.0%	(T-29)	11	4
2008-09	69 - 360	19.2%	(T-13)	62 - 362	82.9%	(7)	4	8
2009-10	64 - 307	20.8%	(7)	60 - 304	80.3%	(20)	4	6
2010-11	47 - 292	16.1%	(21)	40 - 276	85.5%	(4)	4	6
2011-12	49 - 289	17.0%	(T-16)	38 - 293	87.0%	(4)	9	2
2012-13***	33 - 166	19.9%	(T-10)	27 - 161	83.2%	(10)	2	1
2013-14	43 - 284	15.1%	(27)	50 - 296	83.1%	(11)	5	6
2014-15	47 - 247	19.0%	(T-11)	45 - 236	80.9%	(T-16)	7	2

\*\*\*48-game season.

# KINGS INDIVIDUAL PLAYER RECORDS

## GOALS

**MOST CAREER:** 557  
Luc Robitaille, 1986-94, 1997-01, 2003-06

**MOST CAREER, CENTER:** 550  
Marcel Dionne, 1975-87

**MOST CAREER, LEFT WING:** 557  
Luc Robitaille, 1986-94, 1997-01, 2003-06

**MOST CAREER, RIGHT WING:** 431  
Dave Taylor, 1977-94

**MOST CAREER, DEFENSEMAN:** 161  
Rob Blake, 1988-01, 2006-08

**MOST ONE SEASON:** 70  
Bernie Nicholls, 1988-89

**MOST ONE SEASON, CENTER:** 70  
Bernie Nicholls, 1988-89

**MOST ONE SEASON, LEFT WING:** 63  
Luc Robitaille, 1992-93

**MOST ONE SEASON, RIGHT WING:** 47  
Dave Taylor, 1980-81

**MOST ONE SEASON, DEFENSEMAN:** 25  
Steve Duchesne, 1988-89

**MOST ONE SEASON, ROOKIE:** 45  
Luc Robitaille, 1986-87

**MOST ONE SEASON, ROOKIE DEFENSEMAN:** 16  
Larry Murphy, 1980-81

**MOST ONE SEASON, ONE LINE:** 146  
Marcel Dionne (53), Charlie Simmer (56),  
Dave Taylor (37), 1979-80

**MOST, ONE MONTH:** 17  
Bernie Nicholls, November of 1988  
(14 Games Played)

**MOST ONE GAME:** 4  
11/25/93, Luc Robitaille at Quebec  
2/6/92, Luc Robitaille vs. Hartford  
3/30/88, Jimmy Carson vs. Calgary  
11/13/84, Bernie Nicholls at Quebec  
11/3/83, Brian MacLellan at Philadelphia  
10/20/83, Bernie Nicholls vs. Edmonton  
12/12/81, Ian Turnbull vs. Vancouver  
11/18/81, Marcel Dionne vs. Detroit  
3/14/81, Dave Taylor vs. Minnesota  
11/1/80, Charlie Simmer at NY Islanders  
10/27/79, Mike Murphy vs. Toronto  
10/23/79, Marcel Dionne at Colorado  
1/13/79, Marcel Dionne at Detroit  
12/21/77, Syl Apps, Jr. vs. Minnesota  
1/22/76, Mike Murphy vs. Toronto  
3/1/75, Butch Goring vs. Minnesota  
12/24/72, Serge Bernier at California

**MOST ONE PERIOD:** 3  
1/12/06, Alexander Frolov at Boston  
11/13/05, Alexander Frolov at Columbus  
4/3/95, Tony Granato vs. Edmonton  
3/10/90, Luc Robitaille vs. Pittsburgh  
3/2/89, Steve Duchesne at St. Louis  
2/4/89, Wayne Gretzky vs. Buffalo  
11/22/88, Bernie Nicholls at Philadelphia  
3/17/86, Jim Fox at Toronto  
10/25/83, Bernie Nicholls vs. Hartford  
11/18/81, Marcel Dionne vs. Detroit  
10/16/80, Charlie Simmer vs. Quebec  
2/1/78, Butch Goring vs. Washington  
1/14/78, Dave Taylor at Atlanta  
12/21/77, Syl Apps, Jr. vs. Minnesota  
2/11/76, Marcel Dionne at Chicago  
1/22/76, Mike Murphy vs. Toronto  
11/19/67, Lowell MacDonald vs. Montreal

**FASTEST 50 GOALS:** 51 Games  
Bernie Nicholls, 1988-89  
Charlie Simmer, 1980-81

**FASTEST 40 GOALS:** 42 Games  
Charlie Simmer, 1980-81

**FASTEST 30 GOALS:** 26 Games  
Bernie Nicholls, 1988-89

**FASTEST 20 GOALS:** 19 Games  
Bernie Nicholls, 1988-89  
Marcel Dionne, 1981-82

**MOST POWER-PLAY GOALS, CAREER:** 210  
Luc Robitaille, 1986-94, 1997-01, 2003-06

**MOST POWER-PLAY GOALS, ONE SEASON:** 26  
Luc Robitaille, 1991-92

**MOST POWER-PLAY GOALS, ONE GAME:** 4  
11/25/93, Luc Robitaille at Quebec  
(Ties NHL Record)

**MOST SHORT-HANDED GOALS, CAREER:** 25  
Bernie Nicholls, 1981-90

**MOST SHORT-HANDED GOALS, ONE SEASON:** 8  
Bernie Nicholls, 1988-89

**MOST SHORT-HANDED GOALS, ONE GAME:** 2  
10/12/98, Yanic Perreault at Vancouver  
12/11/93, Shawn McEachern vs. St. Louis  
3/22/75, Bob Nevin vs. Pittsburgh

**MOST GAME-WINNING GOALS, CAREER:** 73  
Luc Robitaille, 1986-94, 1997-01, 2003-06

**MOST GAME-WINNING GOALS, ONE SEASON:** 9  
**Anze Kopitar**, 2013-14  
Marcel Dionne, 1980-81  
Charlie Simmer, 1980-81

**MOST OVERTIME GOALS, CAREER:** 5  
Luc Robitaille, 1986-94, 1997-01, 2003-06  
Ziggy Palffy, 1999-04

**MOST OVERTIME GOALS, ONE SEASON:** 3  
Jozef Stumpel, 1999-00  
Yanic Perreault, 1995-96

**MOST 50+ GOAL SEASONS:** 6  
Marcel Dionne, 1976-77, 1978-79, 1979-80,  
1980-81, 1981-82, 1982-83

**MOST CONSECUTIVE 50+ GOAL SEASONS:** 5  
Marcel Dionne, 1978-83

**MOST 40+ GOAL SEASONS:** 8  
Luc Robitaille, 1986-87, 1987-88, 1988-89,  
1989-90, 1990-91, 1991-92, 1992-93, 1993-94  
Marcel Dionne, 1975-76, 1976-77, 1978-79,  
1979-80, 1980-81, 1981-82, 1982-83, 1984-85

**MOST CONSECUTIVE 40+ GOAL SEASONS:** 8  
Luc Robitaille, 1986-94

**MOST 30+ GOAL SEASONS:** 11  
Luc Robitaille, 1986-94, 1998-01  
Marcel Dionne, 1975-86

**MOST CONSECUTIVE 30+ GOAL SEASONS:** 11  
Marcel Dionne, 1975-86

**MOST 20+ GOAL SEASONS:** 12  
Luc Robitaille, 1986-94, 1998-01, 2003-04  
Dave Taylor, 1977-86, 1987-89, 1990-91  
Marcel Dionne, 1975-87

**MOST CONSECUTIVE 20+ GOAL SEASONS:** 12  
Marcel Dionne, 1975-87

**MOST GOALS VS. ONE OPPONENT, ONE SEASON:** 12  
Marcel Dionne vs. Detroit, 1978-79 (8 Games)

# KINGS INDIVIDUAL PLAYER RECORDS

## ASSISTS

**MOST CAREER:** 757  
Marcel Dionne, 1975-87

**MOST CAREER, CENTER:** 757  
Marcel Dionne, 1975-87

**MOST CAREER, LEFT WING:** 597  
Luc Robitaille, 1986-94, 1997-01, 2003-06

**MOST CAREER, RIGHT WING:** 638  
Dave Taylor, 1977-94

**MOST CAREER, DEFENSEMAN:** 333  
Rob Blake, 1988-01, 2006-08

**MOST ONE SEASON:** 122  
Wayne Gretzky, 1990-91

**MOST ONE SEASON, CENTER:** 122  
Wayne Gretzky, 1990-91

**MOST ONE SEASON, LEFT WING:** 63  
Luc Robitaille, 1991-92

**MOST ONE SEASON, RIGHT WING:** 67  
Dave Taylor, 1981-82

**MOST ONE SEASON, DEFENSEMAN:** 60  
Larry Murphy, 1980-81

**MOST ONE SEASON, ROOKIE:** 60  
Larry Murphy, 1980-81

**MOST ONE SEASON, ROOKIE DEFENSEMAN:** 60  
Larry Murphy, 1980-81 (NHL Record)

**MOST ONE SEASON, ONE LINE:** 182  
Marcel Dionne (84), Charlie Simmer (45),  
Dave Taylor (53), 1979-80

**MOST, ONE MONTH:** 29  
Wayne Gretzky, March of 1991  
(14 Games Played)

**MOST ONE SEASON, GOALTENDER:** 6  
Roland Melanson, 1986-87

**MOST ONE GAME:** 6  
10/9/93, Tomas Sandstrom vs. Detroit  
12/1/88, Bernie Nicholls vs. Toronto

**MOST ONE PERIOD:** 4  
11/13/05, Pavol Demitra at Columbus  
1/29/98, Rob Blake vs. Calgary  
10/9/93, Tomas Sandstrom vs. Detroit  
3/4/89, Wayne Gretzky vs. Philadelphia

**MOST ASSISTS VS. ONE OPPONENT, ONE SEASON:** 16  
Wayne Gretzky vs. Winnipeg, 1990-91 (8 Games)

## POINTS

**MOST CAREER:** 1,307  
Marcel Dionne, 1975-87

**MOST CAREER, CENTER:** 1,307  
Marcel Dionne, 1975-87

**MOST CAREER, LEFT WING:** 1,154  
Luc Robitaille, 1986-94, 1997-01, 2003-06

**MOST CAREER, RIGHT WING:** 1,069  
Dave Taylor, 1977-94

**MOST CAREER, DEFENSEMAN:** 494  
Rob Blake, 1988-01, 2006-08

**MOST ONE SEASON:** 168  
Wayne Gretzky, 1988-89

**MOST ONE SEASON, CENTER:** 168  
Wayne Gretzky, 1988-89

**MOST ONE SEASON, LEFT WING:** 125  
Luc Robitaille, 1992-93 (NHL Record)

**MOST ONE SEASON, RIGHT WING:** 112  
Dave Taylor, 1980-81

**MOST ONE SEASON, DEFENSEMAN:** 76  
Larry Murphy, 1980-81

**MOST ONE SEASON, ROOKIE:** 84  
Luc Robitaille, 1986-87

**MOST ONE SEASON, ROOKIE DEFENSEMAN:** 76  
Larry Murphy, 1980-81 (NHL Record)

**MOST ONE SEASON, ONE LINE:** 328  
Marcel Dionne (137), Charlie Simmer (101),  
Dave Taylor (90), 1979-80

**MOST, ONE MONTH:** 33  
Wayne Gretzky, March of 1991  
(14 Games Played)

**MOST ONE GAME:** 8  
12/1/88, Bernie Nicholls vs. Toronto (2-6=8)

**MOST ONE PERIOD:** 4  
2/21/08, Patrick O'Sullivan vs. St. Louis (1-3=4)  
11/13/05, Alexander Frolov at Columbus (3-1=4)  
11/13/05, Pavol Demitra at Columbus (0-4=4)  
11/13/05, Craig Conroy at Columbus (2-2=4)  
10/23/01, Adam Deadmarsh at Columbus (1-3=4)  
1/29/98, Rob Blake vs. Calgary (0-4=4)  
10/9/93, Tomas Sandstrom vs. Detroit (0-4=4)  
10/9/93, Wayne Gretzky vs. Detroit (2-2=4)  
4/1/89, Bernie Nicholls vs. Vancouver (2-2=4)  
3/4/89, Wayne Gretzky vs. Philadelphia (0-4=4)  
2/18/89, Wayne Gretzky vs. Quebec (2-2=4)  
2/4/89, Wayne Gretzky vs. Buffalo (3-1=4)  
11/29/88, Wayne Gretzky vs. New Jersey (2-2=4)  
10/12/88, Luc Robitaille vs. Boston (2-2=4)  
3/17/87, Bernie Nicholls at Washington (2-2=4)  
3/14/81, Marcel Dionne vs. Minnesota (1-3=4)  
12/4/78, Vic Venasky vs. Washington (1-3=4)

**MOST 100+ POINT SEASONS:** 7  
Marcel Dionne, 1976-77, 1978-79, 1979-80,  
1980-81, 1981-82, 1982-83, 1984-85

**MOST CONSECUTIVE 100+ POINT SEASONS:** 5  
Marcel Dionne, 1978-83

**MOST POINTS VS. ONE OPPONENT, ONE SEASON:** 19  
Wayne Gretzky vs. Winnipeg, 1990-91  
(3-16=19, 8 Games)  
Bernie Nicholls vs. Edmonton, 1988-89  
(10-9=19, 8 Games)

**PENALTIES**

**MOST MINUTES, CAREER:** 1,846  
Marty McSorley, 1988-93, 1994-96

**MOST MINUTES, ONE SEASON:** 399  
Marty McSorley, 1992-93

**MOST MINUTES, ONE GAME:** 67  
3/11/79, Randy Holt at Philadelphia, 1 minor,  
3 majors, 5 misconducts (NHL Record)

**MOST MINUTES, ONE PERIOD:** 67  
3/11/79, Randy Holt at Philadelphia, 1 minor,  
3 majors, 5 misconducts (NHL Record)

**MOST PENALTIES, ONE GAME:** 9  
4/14/92, Marty McSorley vs. Vancouver  
12/9/86, Larry Playfair at NY Islanders  
3/11/79, Randy Holt at Philadelphia

**MOST PENALTIES, ONE PERIOD:** 9  
3/11/79, Randy Holt at Philadelphia  
(NHL Record)

# KINGS INDIVIDUAL PLAYER RECORDS

## GAMES PLAYED

MOST SEASONS, CAREER: 17  
Dave Taylor, 1977-94  
MOST GAMES, CAREER: 1,111  
Dave Taylor, 1977-94  
MOST GAMES CAREER, CENTER: 921  
Marcel Dionne, 1975-87  
MOST GAMES CAREER, LEFT WING: 1,077  
Luc Robitaille, 1986-94, 1997-01, 2003-06  
MOST GAMES CAREER, RIGHT WING: 1,111  
Dave Taylor, 1977-94  
MOST GAMES CAREER, DEFENSEMAN: 805  
Rob Blake, 1988-01, 2006-08  
MOST CONSECUTIVE GAMES: 330  
Anze Kopitar, 3/21/07 through 3/26/11

## SHOTS ON GOAL

MOST CAREER: 3,851  
Marcel Dionne, 1975-87  
MOST CAREER, CENTER: 3,851  
Marcel Dionne, 1975-87  
MOST CAREER, LEFT WING: 3,091  
Luc Robitaille, 1986-94, 1997-01, 2003-06  
MOST CAREER, RIGHT WING: 2,413  
Dave Taylor, 1977-94  
MOST CAREER DEFENSEMAN: 2,468  
Rob Blake, 1988-01, 2006-08  
MOST ONE SEASON: 385  
Bernie Nicholls, 1988-89  
MOST ONE SEASON, DEFENSEMAN: 327  
Rob Blake, 1999-00  
MOST ONE GAME: 13  
1/28/89, Bernie Nicholls vs. Edmonton

## GOALTENDERS

MOST GAMES, CAREER: 407  
Jonathan Quick, 2007-15  
MOST GAMES, ONE SEASON: 72  
Jonathan Quick, 2014-15, 2009-10  
MOST GAMES ONE SEASON, ROOKIE: 60  
Gerry Desjardins, 1968-69  
MOST MINUTES, CAREER: 23,806  
Jonathan Quick, 2007-15  
MOST MINUTES, ONE SEASON: 4,258  
Jonathan Quick, 2009-10  
MOST MINUTES, ONE SEASON, ROOKIE: 3,499  
Gerry Desjardins, 1968-69  
BEST GOALS AGAINST AVERAGE, CAREER  
(Min. 50 Games): 2.27  
Jonathan Quick, 2007-15 (407 Games)  
BEST GOALS AGAINST AVERAGE, ONE SEASON  
(Min. 25 Games): 1.95  
Jonathan Quick, 2011-12 (69 Games)  
BEST GOALS AGAINST AVERAGE, ONE SEASON,  
ROOKIE (Min. 25 Games): 2.48  
Jonathan Bernier, 2010-11 (25 Games)  
Jonathan Quick, 2008-09 (44 Games)  
MOST SHOTS FACED, CAREER: 11,336  
Kelly Hrudey, 1988-96  
MOST SHOTS FACED, ONE SEASON: 2,219  
Kelly Hrudey, 1993-94  
MOST SHOTS FACED, ONE SEASON,  
ROOKIE: 1,483  
Bob Janecyk, 1984-85

MOST SHOTS FACED, ONE GAME: 68  
3/24/81, Mario Lessard at Minnesota  
(4-3 LA win)  
MOST SAVES, CAREER: 10,151  
Kelly Hrudey, 1988-96  
MOST SAVES, ONE SEASON: 1,991  
Kelly Hrudey, 1993-94  
MOST SAVES, ONE GAME: 65  
3/24/81, Mario Lessard at Minnesota  
(4-3 LA win)  
BEST SAVE PERCENTAGE, CAREER  
(Min. 50 Games): .915  
Jonathan Quick, 2007-15 (407 Games)  
BEST SAVE PERCENTAGE, ONE SEASON  
(Min. 25 Games): .929  
Jonathan Quick, 2011-12 (69 Games)  
BEST SAVE PERCENTAGE, ONE SEASON,  
ROOKIE (Min. 25 Games): .916  
Jamie Storr, 1998-99 (28 Games)  
MOST GOALS ALLOWED, CAREER: 1,185  
Kelly Hrudey, 1988-96  
MOST GOALS ALLOWED, ONE SEASON: 228  
Kelly Hrudey, 1993-94  
MOST GOALS ALLOWED, ONE SEASON,  
ROOKIE: 190  
Gerry Desjardins, 1968-69  
MOST GOALS ALLOWED, ONE GAME: 11  
10/17/88, Roland Melanson at Calgary  
1/6/83, Mario Lessard at Montreal  
11/25/81, Jim Rutherford at Edmonton  
11/14/71, Gary Edwards at Boston  
MOST SHUTOUTS, CAREER: 37  
Jonathan Quick, 2007-15 (407 Games)  
MOST SHUTOUTS, ONE SEASON: 10  
Jonathan Quick, 2011-12  
MOST SHUTOUTS, ONE SEASON, ROOKIE: 4  
Martin Jones, 2013-14  
Jonathan Quick, 2008-09  
Jamie Storr, 1998-99  
Mario Lessard, 1978-79  
Gerry Desjardins, 1968-69  
MOST WINS, CAREER: 212  
Jonathan Quick, 2007-15 (407 Games)  
MOST WINS, ONE SEASON: 39  
Jonathan Quick, 2009-10  
MOST WINS, ONE SEASON, ROOKIE: 23  
Mario Lessard, 1978-79  
MOST LOSSES, CAREER: 148  
Rogie Vachon, 1971-78  
MOST LOSSES, ONE SEASON: 34  
Gerry Desjardins, 1968-69  
MOST LOSSES, ONE SEASON, ROOKIE: 34  
Gerry Desjardins, 1968-69  
MOST TIES, CAREER: 66  
Rogie Vachon, 1971-78  
MOST TIES, ONE SEASON: 13  
Kelly Hrudey, 1991-92  
Rogie Vachon, 1977-78, 1974-75  
MOST TIES, ONE SEASON, ROOKIE: 10  
Mario Lessard, 1978-79

# KINGS ALL-TIME STREAKS

## LONGEST TEAM WINNING STREAKS

GAMES	YEAR	DATES OF STREAK
9 Games	2009-10	1/21/10 through 2/6/10
8 Games	2014-15	2/7/15 through 2/24/15
8 Games	2013-14	2/6/14 through 3/10/14
8 Games	1991-92	2/23/92 through 3/9/92
8 Games	1972-73	10/21/72 through 11/7/72
7 Games	1990-91	2/18/91 through 3/2/91
7 Games	1990-91	1/3/91 through 1/14/91
7 Games	1984-85	11/9/84 through 11/21/84
6 Games	2014-15	10/12/14 through 10/26/14
6 Games	2013-14	3/20/14 through 3/29/14
6 Games	2013-14	12/2/13 through 12/14/13
6 Games	2011-12	3/11/12 through 3/22/12
6 Games	2010-11	10/28/10 through 11/13/10
6 Games	2001-02	3/11/02 through 3/23/02

## LONGEST TEAM POINT STREAKS

GAMES	YEAR	DATES OF STREAK
11 Games (7-0-4)	2013-14	11/7/13 through 11/27/13
11 Games (8-0-3)	2010-11	1/22/11 through 2/17/11
11 Games (9-0-2)	1973-74	2/28/74 through 3/24/74
10 Games (9-0-1)	1980-81	10/16/80 through 11/5/80
10 Games (7-0-3)	1974-75	10/24/74 through 11/15/74
9 Games (6-0-3)	2011-12	12/19/11 through 1/5/12
9 Games (9-0-0)	2009-10	1/21/10 through 2/6/10
9 Games (8-0-1)	1972-73	10/21/72 through 11/8/72
8 Games (8-0-0)	2014-15	2/7/15 through 2/24/15
8 Games (6-0-2)	2014-15	10/11/14 through 10/28/14
8 Games (6-0-2-0)	2000-01	11/2/00 through 11/18/00
8 Games (8-0-0)	1991-92	2/23/92 through 3/9/92
8 Games (7-0-1)	1990-91	2/18/91 through 3/5/91
8 Games (4-0-4)	1979-80	3/13/80 through 4/1/80

## LONGEST TEAM LOSING STREAKS

GAMES	YEAR	DATES OF STREAK
11 Games (0-9-0-2)	2003-04	3/16/04 through 4/4/04
10 Games	1983-84	2/22/84 through 3/9/84
8 Games	2007-08	12/12/07 through 12/26/07
8 Games	1983-84	11/20/83 through 12/4/83
8 Games	1969-70	1/29/70 through 2/15/70
8 Games	1969-70	1/11/70 through 1/25/70
8 Games	1967-68	12/25/67 through 1/7/68

## LONGEST TEAM WINLESS STREAKS

GAMES	YEAR	DATES OF STREAK
17 Games (0-13-4)	1969-70	1/29/70 through 3/5/70
16 Games (0-7-9)	1981-82	12/26/81 through 1/27/82
14 Games (0-3-9-2)	2003-04	12/18/03 through 1/16/04
13 Games (0-7-6)	1976-77	11/5/76 through 12/2/76
11 Games (0-9-0-2)	2003-04	3/16/04 through 4/4/04
11 Games (0-7-4)	1970-71	11/28/70 through 12/19/70

## LONGEST TEAM WINNING STREAKS AT HOME

GAMES	YEAR	DATES OF STREAK
12 Games	1992-93	10/10/92 through 12/5/92
10 Games	1990-91	10/13/90 through 11/20/90
*8 Games	2010-11	10/12/10 through 11/13/10
8 Games	1991-92	2/15/92 through 3/17/92
7 Games	2012-13	4/4/13 through 4/27/13
7 Games	1980-81	10/11/80 through 11/10/80
7 Games	1979-80	11/27/79 through 12/29/79
7 Games	1975-76	10/15/75 through 11/8/75
7 Games	1972-73	10/21/72 through 11/4/72

\*Team record for longest home winning streak at start of season

## LONGEST TEAM POINT STREAKS AT HOME

GAMES	YEAR	DATES OF STREAK
13 Games (12-0-1)	1992-93	10/10/92 through 12/8/92
11 Games (9-0-2-0)	2001-02	3/4/02 through 4/14/02
11 Games (10-0-1)	1990-91	10/11/90 through 11/20/90
10 Games (8-0-2)	1973-74	3/2/74 through 3/28/74
10 Games (8-0-2)	1972-73	10/21/72 through 11/22/72
9 Games (8-0-1)	1991-92	2/6/92 through 3/17/92
8 Games (7-0-1)	2014-15	10/12/14 through 11/8/14



## KINGS ALL-TIME STREAKS

### LONGEST TEAM LOSING STREAKS AT HOME GAMES YEAR

9 Games	1985-86
8 Games	1971-72
7 Games (0-4-3)	2006-07
6 Games	2003-04
5 Games	2002-03
5 Games	1979-80
5 Games	1973-74

### LONGEST TEAM WINLESS STREAKS AT HOME GAMES YEAR

9 Games (0-9-0)	1985-86
9 Games (0-8-1)	1969-70
8 Games (0-6-2)	1998-99
8 Games (0-6-2)	1994-95
8 Games (0-6-2)	1993-94
8 Games (0-7-1)	1992-93
8 Games (0-8-0)	1971-72
8 Games (0-4-4)	1970-71

### LONGEST TEAM WINNING STREAKS ON ROAD GAMES YEAR

8 Games	2013-14
8 Games	1974-75
7 Games	2009-10
6 Games	2010-11
5 Games	2008-09
5 Games	1984-85
5 Games	1980-81

### LONGEST TEAM POINT STREAKS ON ROAD GAMES YEAR

11 Games (6-0-5)	1974-75
10 Games (8-0-2)	2013-14
9 Games (6-0-3)	2010-11
8 Games (8-0-0)	2013-14
8 Games (5-0-3)	1984-85
8 Games (8-0-0)	1974-75
7 Games (6-0-1)	2014-15
7 Games (4-0-3)	2011-12
7 Games (7-0-0)	2009-10
6 Games (6-0-0)	2010-11
6 Games (4-0-2)	1993-94
6 Games (4-0-2)	1992-93
6 Games (5-0-1)	1980-81
6 Games (5-0-1)	1980-81

### LONGEST TEAM LOSING STREAKS ON ROAD GAMES YEAR

11 Games	1969-70
10 Games	1993-94
10 Games	1971-72
9 Games	1986-87
9 Games	1983-84
9 Games	1967-68

### LONGEST TEAM WINLESS STREAKS ON ROAD GAMES YEAR

20 Games (0-16-4)	1969-70
19 Games (0-11-8)	1981-82
15 Games (0-11-4)	1995-96
15 Games (0-10-5)	1971-72
11 Games (0-9-2)	1982-83
11 Games (0-11-0)	1969-70

### DATES OF STREAK

2/8/86 through 3/12/86
10/13/71 through 11/6/71
1/8/07 through 2/22/07
3/16/04 through 4/2/04
12/30/02 through 1/11/03
1/29/80 through 2/14/80
11/3/73 through 11/29/73

### DATES OF STREAK

2/8/86 through 3/12/86
1/29/70 through 3/5/70
10/18/98 through 11/19/98
2/5/95 through 3/18/95
2/12/94 through 3/12/94
12/15/92 through 1/23/93
10/13/71 through 11/6/71
11/7/70 through 12/19/70

### DATES OF STREAK

2/26/14 through 3/27/14
12/18/74 through 1/16/75
12/31/09 through 1/31/10
2/23/11 through 3/29/11
2/3/09 through 2/18/09
10/29/84 through 11/14/84
11/16/80 through 12/11/80

### DATES OF STREAK

10/10/74 through 12/11/74
11/12/13 through 12/14/13
1/22/11 through 2/17/11
2/26/14 through 3/27/14
10/27/84 through 12/5/84
12/18/74 through 1/16/75
3/3/15 through 3/26/15
12/19/11 through 1/17/12
12/31/09 through 1/31/10
2/23/11 through 3/29/11
12/20/93 through 1/15/94
3/26/93 through 4/10/93
3/6/81 through 3/25/81
11/16/80 through 12/13/80

### DATES OF STREAK

1/11/70 through 2/15/70
11/9/93 through 12/18/93
11/13/71 through 12/21/71
1/31/87 through 3/6/87
2/24/84 through 3/17/84
12/13/67 through 1/21/68

### DATES OF STREAK

1/11/70 through 4/3/70
12/16/81 through 3/1/82
1/8/96 through 2/26/96
1/5/72 through 3/4/72
2/17/83 through 3/30/83
1/11/70 through 2/15/70

## KINGS ALL-TIME STREAKS

### OTHER TEAM STREAKS

MOST CONSECUTIVE TIE GAMES: 6

1/15/82 through 1/27/82

MOST CONSECUTIVE GAMES WITH A SHUTOUT: 3

10/18/11 through 10/22/11

MOST CONSECUTIVE GAMES SHUT OUT BY OPPONENT: 3

1/1/69 through 1/7/69

MOST CONSECUTIVE OVERTIME GAMES: 5

4/3/10 through 4/11/10

MOST CONSECUTIVE OVERTIME GAMES AT HOME: 5

12/18/03 through 1/3/04

MOST CONSECUTIVE OVERTIME GAMES ON ROAD: 4

1/7/04 through 1/16/04

MOST CONSECUTIVE OVERTIME WINS: 2

10/8/88 through 10/9/88

MOST CONSECUTIVE OVERTIME LOSSES: 3

3/7/07 through 3/11/07

MOST CONSECUTIVE SHOOTOUT GAMES: 4

4/3/10 through 4/10/10

MOST CONSECUTIVE SHOOTOUT GAMES AT HOME: 3

4/3/10 through 4/10/10

MOST CONSECUTIVE SHOOTOUT GAMES ON ROAD: 2

11/27/13 through 12/3/13

12/19/11 through 12/23/11

2/16/11 through 2/17/11

3/12/10 through 3/24/10

11/14/09 through 11/16/09

12/16/05 through 12/19/05

MOST CONSECUTIVE SHOOTOUT WINS: 2

12/19/11 through 12/22/11

3/21/11 through 3/24/11

12/10/09 through 12/12/09

11/14/09 through 11/16/09

MOST CONSECUTIVE SHOOTOUT LOSSES: 2

4/8/10 through 4/10/10

10/28/09 through 10/29/09

2/14/09 through 2/16/09

LONGEST WINNING STREAK AFTER REGULATION: 6

10/3/13 through 10/30/13

12/9/9 through 1/30/10

LONGEST LOSING STREAK AFTER REGULATION: 8

11/25/14 through 1/19/15

LONGEST SHOOTOUT WINNING STREAK: 5

10/9/10 through 1/26/11

12/10/09 through 1/30/10

LONGEST SHOOTOUT LOSING STREAK: 7

11/6/14 through 1/17/15

### INDIVIDUAL STREAKS

LONGEST POINT STREAK: 25 GAMES

Wayne Gretzky, 2/8/91 through 3/28/91 (8-49=57)

Bernie Nicholls, 10/16/84 through 12/10/84 (21-19=40)

LONGEST GOAL STREAK: 13 GAMES

Charlie Simmer, 11/24/79 through 12/27/79

LONGEST ASSIST STREAK: 23 GAMES

Wayne Gretzky, 2/8/91 through 3/24/91 (48 Assists) (NHL Record)

MOST CONSECUTIVE GAMES PLAYED: 330

Anze Kopitar, 3/21/07 through 3/26/11

MOST CONSECUTIVE GAMES PLAYED, GOALIE: 32

Felix Potvin, 2/20/01 through 10/23/01 (16-10-6 Record)

MOST CONSECUTIVE GAMES PLAYED TO START SEASON, GOALIE: 23

Gerry Desjardins, 10/11/69 through 12/10/69 (5-17-1 Record)

MOST CONSECUTIVE GOALTENDING WINS: 9

Jonathan Quick, 1/21/10 through 2/6/10

MOST CONSECUTIVE GOALTENDING WINS TO START A CAREER: 8

Martin Jones, 12/3/13 through 12/21/13 (Tied NHL Record)

LONGEST GOALIE UNBEATEN STREAK: 13 GAMES

Gary Edwards, 12/18/74 through 3/13/75 (7-0-6)

LONGEST GOALIE SHUTOUT STREAK: 3

Jonathan Quick, 10/18/11 through 10/22/11

LONGEST GOALIE SCORELESS STREAK: 202:11

Jonathan Quick, 10/15/11 (3rd period) through 10/27/11 (1st period)

## KINGS REGULAR SEASON OVERTIME RECORD

YEAR	GP	W	L	T	PTS
1983-84	17	1	3	13	15
1984-85	19	3	2	14	20
1985-86	14	3	2	8	14
1986-87	12	2	2	8	12
1987-88	12	1	3	8	10
1988-89	14	6	1	7	19
1989-90	12	3	2	7	13
1990-91	16	4	2	10	18
1991-92	16	1	1	14	16
1992-93	13	2	1	10	14
1993-94	18	3	3	12	18
1994-95***	9	0	0	9	9
1995-96	23	3	2	18	24
1996-97	14	0	3	11	11
1997-98	16	3	2	11	17
1998-99	12	5	2	5	15
1999-00	21	5	4	12	26
2000-01	19	3	3	13	22
2001-02	18	3	4	11	21
2002-03	19	6	7*	6	24
2003-04	27	2	9	16	29
2004-05	DNP - Lockout				
2005-06	15	10	5	—	25
2006-07	20	6	14	—	26
2007-08	14	7	7	—	21
2008-09	19	8	11	—	27
2009-10	23	14	9	—	37
2010-11	17	11	6	—	28
2011-12	24	9	15	—	33
2012-13***	8	3	5	—	11
2013-14	20	12	8	—	32
2014-15	18	3	15	—	21
<b>TOTALS</b>	<b>519</b>	<b>142</b>	<b>154</b>	<b>223</b>	<b>628</b>

\*\*\* 48-game season.

Note: The NHL began awarding a point for an overtime loss during the 1999-00 season and began deciding games by shootout during the 2005-06 season.

\*The Kings lost to Columbus on 3/25/03 but did not receive an overtime point because the club pulled its goaltender in the extra session. That game is officially recognized as a regulation loss by the NHL.

## KINGS REGULAR SEASON OVERTIME RECORD VS. NHL

TEAM	OVERALL W-L-T	HOME W-L-T	ROAD W-L-T
Anaheim	16-14-11	8-8-4	8-6-7
Arizona	9-12-24	6-6-14	3-6-10
Boston	7-6-8	3-3-4	4-3-4
Buffalo	2-1-6	1-0-3	1-1-3
Calgary	9-9-12	4-4-6	5-5-6
Carolina	4-2-5	2-0-2	2-2-3
Chicago	5-5-10	3-3-4	2-2-6
Colorado	8-4-5	4-3-4	4-1-1
Columbus	3-4-1	1-1-1	2-3-0
Dallas	10-9-14	8-3-7	2-6-7
Detroit	5-5-11	2-1-5	3-4-6
Edmonton	8-12-23	4-7-12	4-5-11
Florida	1-0-3	0-0-0	1-0-3
Minnesota	6-8-5	2-4-2	4-4-3
Montreal	2-1-6	1-1-3	1-0-3
Nashville	4-5-3	3-3-0	1-2-3
New Jersey	2-3-3	2-1-2	0-2-1
NY Islanders	3-5-2	2-4-1	1-1-1
NY Rangers	1-5-5	1-3-4	0-2-1
Ottawa	2-0-2	1-0-1	1-0-1
Philadelphia	3-3-2	1-0-1	2-3-1
Pittsburgh	5-7-4	4-3-0	1-4-4
San Jose	9-14-7	5-4-4	4-10-3
St. Louis	3-3-13	2-1-6	1-2-7
Tampa Bay	2-1-2	0-0-2	2-1-0
Toronto	1-2-10	0-0-6	1-2-4
Vancouver	9-7-20	3-3-11	6-4-9
Washington	3-2-6	1-1-3	2-1-3
Winnipeg	0-5-0	0-3-0	0-2-0
<b>TOTALS</b>	<b>142-154-223</b>	<b>74-70-112</b>	<b>68-84-111</b>

Ties were not contested in overtime prior to the 1983-84 season.

Win columns include shootout wins after the 2003-04 season.

Loss columns include shootout losses after the 2003-04 season.

## KINGS ALL-TIME REGULAR SEASON OVERTIME GOALS

<b>1983-84</b>	1. Marcel Dionne, 12/26/83 at VAN, (Caprice), 1:00	<b>1997-98</b>	33. Luc Robitaille, 11/23/97 at COL, (Billington), 2:43
<b>1984-85</b>	2. Bernie Nicholls, 11/13/84 at QUE, (Bouchard), 2:57		34. Ray Ferraro, 1/12/98 vs. ANA, (Hebert), 2:04
	3. Dave Taylor, 1/19/85 vs. NYI, (Hrudey), 3:28		35. Yanic Perreault, 3/9/98 vs. ANA, (Shtalenkov), 4:19
	4. Marcel Dionne, 2/23/85 at HFD, (Liut), 2:46	<b>1998-99</b>	36. Luc Robitaille, 10/16/98 vs. BOS, (Dafae), 2:47
<b>1985-86</b>	5. Dave Williams, 11/16/85, vs. PIT, (Romano), 3:10		37. Craig Johnson, 1/5/99 at EDM, (Shtalenkov), 1:07
	6. Phil Sykes, 11/21/85 at DET, (Stefan), 3:59		38. Luc Robitaille, 2/24/99 at DET, (Osgood), 1:57
	7. Bryan Erickson, 2/17/86 at MTL, (Roy), 4:36		39. Olli Jokinen, 3/30/99 at BOS, (Dafae), 3:54
<b>1986-87</b>	8. Bernie Nicholls, 10/15/86 at DET, (Hanlon), 4:41		40. Ray Ferraro, 4/15/99 vs. ANA, (Roussel), 2:21
	9. Morris Lukowich, 12/27/86 vs. BOS, (Ranford), 4:20	<b>1999-00</b>	41. Sean O'Donnell, 2/14/00 vs. CGY, (Brathwaite), 1:42
<b>1987-88</b>	10. Bernie Nicholls, 1/21/88 at CGY, (Vernon), 0:42		42. Jozef Stumpel, 3/4/00 vs. NSH, (Dunham), 0:28
<b>1988-89</b>	11. Dave Taylor, 10/8/88 vs. CGY, (Wamsley), 4:37		43. Jozef Stumpel, 3/13/00 vs. VAN, (Potvin), 3:53
	12. Steve Duchesne, 10/9/88 vs. NYI, (Smith), 3:17		44. Jozef Stumpel, 3/23/00 at PHI, (Boucher), 1:20
	13. Mike Krushelnyski, 1/10/89 vs. EDM, (Ranford), 2:20		45. Glen Murray, 4/9/00 at ANA, (Hebert), 1:06
	14. Luc Robitaille, 2/10/89 at WSH, (Malarchuk), 1:39	<b>2000-01</b>	46. Ziggy Palffy, 10/23/00 at ANA, (Hebert), 1:04
	15. Dave Taylor, 3/7/89 vs. PIT, (Barrasso), 2:37		47. Bryan Smolinski, 1/16/01 at OTT, (Lalime), 2:01
	16. Marty McSorley, 3/29/89 vs. WPG, (Reddick), 3:37		48. Bryan Smolinski, 3/17/01 at SJS, (Nabokov), 0:40
<b>1989-90</b>	17. Wayne Gretzky, 10/15/89 at EDM, (Ranford), 3:24	<b>2001-02</b>	49. Ziggy Palffy, 11/10/01 vs. DET, (Hasek), 3:33
	18. Bernie Nicholls, 12/6/89 vs. VAN, (McLean), 2:51		50. Aaron Miller, 12/16/01 at ANA, (Giguere), 0:14
	19. Bob Kudelski, 3/14/1990 at BUF, (Puppa), 1:25		51. Ziggy Palffy, 4/6/02 vs. EDM, (Salo), 0:28
<b>1990-91</b>	20. Tony Granato, 11/17/90 vs. PIT, (Pietrangelo), 0:52	<b>2002-03</b>	52. Jaroslav Modry, 11/2/02 vs. NSH, (Dunham), 1:45
	21. Luc Robitaille, 12/20/90 at CGY, (Wamsley), 3:43		53. Mathieu Schneider, 12/14/02 vs. PIT, (Hedberg), 4:22
	22. Brian Benning, 1/8/91 vs. HFD, (Reaugh), 3:37		54. Brad Chartrand, 12/26/02 vs. PHX, (Boucher), 3:14
	23. Tomas Sandstrom, 3/24/91 at EDM, (Fuhr), 3:30		55. Jason Allison, 1/13/03 vs. SJS, (Kiprusoff), 3:50
<b>1991-92</b>	24. Mike Donnelly, 11/19/91 at SJS, (Hackett), 3:47		56. Ziggy Palffy, 1/25/03 vs. NJD, (Brodeur), 3:50
<b>1992-93</b>	25. Tomas Sandstrom, 10/6/92 at CGY, (Vernon), 3:40		57. Steve Kelly, 3/31/03 at PHX, (Boucher), 1:42
	26. Tomas Sandstrom, 4/10/93 at SJS, (Irbe), 3:22	<b>2003-04</b>	58. Ziggy Palffy, 11/6/03 at TBL, (Grahame), 4:52
<b>1993-94</b>	27. Rob Blake, 10/29/93 at WPG, (Essensa), 3:07		59. Joe Corvo, 1/28/04 at ANA, (Gerber), 2:37
	28. Warren Rychel, 12/20/93 at CGY, (Vernon), 4:59	<b>2004-05</b>	DNP - Lockout
	29. Mike Donnelly, 3/25/94 at EDM, (Brathwaite), 2:24	<b>2005-06</b>	60. Pavol Demitra, 10/9/05 vs. MIN, (Fernandez), 3:31
<b>1994-95</b>	None		61. Mattias Norstrom, 1/2/06 vs. DAL, (Turco), 2:29
<b>1995-96</b>	30. Yanic Perreault, 10/10/95 vs. CHI, (Hackett), 2:10		62. Joe Corvo, 2/11/06 vs. CHI, (Anderson), 0:40
	31. Yanic Perreault, 10/21/95 at PIT, (Wregget), 0:40		63. Lubomir Visnovsky, 3/07/06 at MIN, (Fernandez), 1:21
	32. Yanic Perreault, 4/14/96 at COL, (Roy), 4:12	<b>2006-07</b>	64. Alexander Frolov, 1/26/07 at VAN, (Luongo), 1:48
<b>1996-97</b>	None		65. Michael Cammalleri, 3/1/07 vs. ANA, (Bryzgalov), 3:17

## KINGS ALL-TIME REGULAR SEASON OVERTIME GOALS

2007-08	66. <b>Anze Kopitar</b> , 11/10/07 vs. DAL (Turco), 2:34	2011-12	76. Jack Johnson, 10/7/11 vs. NYR (Lundqvist), 4:08
	67. <b>Dustin Brown</b> , 12/30/07 at CHI (Khabibulin), 3:31		77. Jack Johnson, 10/15/11 at PHI (Bryzgalov), 1:39
2008-09	68. Michal Handzus, 10/17/08 vs. CAR, (Ward), 3:21	2012-13	78. <b>Drew Doughty</b> , 1/5/12 vs. PHX (Smith), 0:38
	69. Michal Handzus, 3/5/09 vs. DAL, (Turco), 1:31		79. <b>Jeff Carter</b> , 4/21/13 vs. DAL (Lehtonen), 4:08
	70. <b>Dustin Brown</b> , 3/19/09 at BOS, (Thomas), 4:25		80. <b>Jeff Carter</b> , 10/9/13 vs. OTT (Anderson), 0:28
2009-10	71. Michal Handzus, 10/22/09 vs. DAL, (Auld), 0:55	2013-14	81. <b>Anze Kopitar</b> , 10/30/13 vs. SJS (Niemi), 2:32
	72. <b>Dustin Brown</b> , 12/9/09 at SJS (Nabokov), 1:16		82. <b>Anze Kopitar</b> , 11/25/13 at VAN (Luongo), 0:48
	73. <b>Drew Doughty</b> , 3/22/10 vs. COL (Anderson), 3:40		83. Robyn Regehr, 2/6/14 vs. CBJ (Bobrovsky), 2:33
	74. <b>Dustin Brown</b> , 4/11/10 at COL (Anderson), 1:31		84. Jarret Stoll, 11/15/14 vs. ANA (Andersen), 2:19
2010-11	75. <b>Anze Kopitar</b> , 12/4/10 vs. DET (Osgood), 4:04	2014-15	

## KINGS ALL-TIME OVERTIME GOAL LEADERS

Player	Career Total
Ziggy Palffy	5
Luc Robitaille	5
<b>Dustin Brown</b>	4
<b>Anze Kopitar</b>	4
Bernie Nicholls	4
Yanic Perreault	4
Michal Handzus	3
Tomas Sandstrom	3
Jozef Stumpel	3
Dave Taylor	3
<b>Jeff Carter</b>	2
<b>Drew Doughty</b>	2
Joe Corvo	2
Marcel Dionne	2
Mike Donnelly	2
Ray Ferraro	2
Jack Johnson	2
Bryan Smolinski	2
Several	1

## CAREER OVERTIME GOALS SCORED BY CURRENT KINGS

Player	Career Total
<b>Marian Gaborik</b>	9 (5 with NYR; 4 with MIN)
<b>Jeff Carter</b>	5 (2 with LA; 3 with PHI)
<b>Christian Ehrhoff</b>	5 (3 with SJS; 1 with BUF; 1 with VAN)
<b>Dustin Brown</b>	4 (4 with LA)
<b>Anze Kopitar</b>	4 (4 with LA)
<b>Drew Doughty</b>	2 (2 with LA)
<b>Jamie McBain</b>	2 (2 with CAR)
<b>Milan Lucic</b>	1 (1 with BOS)

## KINGS CAREER AND 2014-15 SHOOTOUT STATS

CAREER					CAREER					
Player	Goals	Shots	PCT	GDG	Goaltender	W	L	ATT	GA	PCT
Armstrong, Derek	0	1	.000	0	Aubin, J-S	1	1	4	2	.500
Avery, Sean	0	1	.000	0	Bernier, Jonathan	1	4	16	8	.500
<b>Brown, Dustin</b>	19	59	.322	7	Brust, Barry	1	1	5	1	.800
Cammalleri, Michael	3	12	.250	1	Burke, Sean	2	2	22	11	.500
<b>Carter, Jeff</b>	10	29	.345	4	Cloutier, Dan	1	0	4	1	.750
Clarke, Noah	0	1	.000	0	Ersberg, Erik	3	7	46	17	.630
Conroy, Craig	0	1	.000	0	Garon, Mathieu	5	4	34	10	.706
Corvo, Joe	1	3	.333	1	Jones, Martin	2	1	18	1	.944
Demitra, Pavol	3	5	.600	3	LaBarbera, Jason	4	4	22	11	.500
<b>Doughty, Drew</b>	2	9	.222	1	<b>Quick, Jonathan</b>	38	29	233	72	.691
Fratton, Matt	0	1	.000	0	Scrivens, Ben	0	2	11	6	.455
Frolov, Alexander	8	22	.364	2	<b>TOTALS</b>	<b>58</b>	<b>55</b>	<b>415</b>	<b>140</b>	<b>.663</b>
<b>Gaborik, Marian</b>	4	9	.444	1						
Gagne, Simon	0	4	.000	0						
Handzus, Michal	9	18	.500	3						
Johnson, Jack	10	34	.294	2						
<b>King, Dwight</b>	1	2	.500	1						
<b>Kopitar, Anze</b>	31	85	.365	14						
Kostopoulos, Tom	0	1	.000	0						
<b>Lewis, Trevor</b>	0	3	.000	0						
Lundmark, Jamie	2	3	.667	0						
Moller, Oscar	0	2	.000	0						
O'Sullivan, Patrick	7	16	.438	4						
Parrish, Mark	0	1	.000	0						
Parse, Scott	0	1	.000	0						
Penner, Dustin	0	1	.000	0						
Purcell, Teddy	0	2	.000	0						
Richards, Mike	6	22	.273	2						
Richardson, Brad	0	1	.000	0						
Robitaille, Luc	2	3	.667	1						
Roenick, Jeremy	1	2	.500	0						
Simmonds, Wayne	2	5	.400	0						
Smyth, Ryan	1	6	.167	0						
Stoll, Jarret	13	28	.464	6						
<b>Toffoli, Tyler</b>	0	5	.000	0						
Vey, Linden	0	1	.000	0						
Visnovsky, Lubomir	1	3	.333	1						
Williams, Justin	7	18	.389	4						
Willsie, Brian	0	3	.000	0						
<b>TOTALS</b>	<b>143</b>	<b>423</b>	<b>.338</b>	<b>58</b>						

2014-15					2014-15					
Player	Goals	Shots	PCT	GDG	Goaltender	W	L	ATT	GA	PCT
<b>Brown, Dustin</b>	0	1	.000	0	Jones, Martin	0	1	6	1	.833
<b>Carter, Jeff</b>	2	9	.222	1	<b>Quick, Jonathan</b>	2	7	27	11	.593
<b>Doughty, Drew</b>	0	1	.000	0	<b>TOTALS</b>	<b>2</b>	<b>8</b>	<b>33</b>	<b>12</b>	<b>.636</b>
<b>Gaborik, Marian</b>	2	6	.333	0						
<b>King, Dwight</b>	0	1	.000	0						
<b>Kopitar, Anze</b>	1	9	.111	1						
<b>Lewis, Trevor</b>	0	1	.000	0						
Richards, Mike	0	1	.000	0						
Stoll, Jarret	0	1	.000	0						
<b>Toffoli, Tyler</b>	0	4	.000	0						
Williams, Justin	0	1	.000	0						
<b>TOTALS</b>	<b>5</b>	<b>35</b>	<b>.143</b>	<b>2</b>						

KINGS ALL-TIME SHOOTOUT RECORDS

NOTE: TEAM RECORDS FOR SHOOTOUT WINS AND LOSSES ARE BASED ON A FULL SEASON SCHEDULE ONLY (74 OR MORE GAMES).

TEAM SHOOTOUT RECORDS

MOST, ONE SEASON: 18  
2009-10

MOST ONE SEASON, HOME: 11  
2009-10

MOST ONE SEASON, AWAY: 9  
2013-14

FEWEST ONE SEASON: 7  
2005-06

FEWEST ONE SEASON, HOME: 3  
2007-08, 2005-06

FEWEST ONE SEASON, AWAY: 2  
2006-07

SHOOTOUT WINS

MOST ONE SEASON: 10  
2010-11, 2009-10

MOST ONE SEASON, HOME: 5  
2010-11, 2009-10

MOST ONE SEASON, AWAY: 5  
2013-14, 2010-11, 2009-10

FEWEST ONE SEASON: 2  
2014-15

FEWEST ONE SEASON, HOME: 2  
2014-15, 2008-09, 2007-08

FEWEST ONE SEASON, AWAY: 0  
2014-15

SHOOTOUT LOSSES

MOST ONE SEASON: 9  
2011-12

MOST ONE SEASON, HOME: 6  
2009-10, 2008-09

MOST ONE SEASON, AWAY: 5  
2014-15

FEWEST ONE SEASON: 1  
2005-06

FEWEST ONE SEASON, HOME: 0  
2010-11

FEWEST ONE SEASON, AWAY: 1  
2006-07, 2005-06

SHOOTOUT ROUNDS

MOST ROUNDS IN A WIN: 9  
12/3/13 at Anaheim (3-2 SOW)

MOST ROUNDS IN A LOSS: 10  
2/11/10 vs. Edmonton (3-2 SOL)

PLAYER SHOOTOUT RECORDS

MOST GOALS, CAREER: 31  
**Anze Kopitar**, 2006-15

MOST GOALS, ONE SEASON: 9  
Jarret Stoll, 2010-11

MOST ATTEMPTS, CAREER: 85  
**Anze Kopitar**, 2006-15

MOST ATTEMPTS, ONE SEASON: 17  
Jack Johnson, 2009-10

MOST GAME-DECIDING GOALS, CAREER: 14  
**Anze Kopitar**, 2006-15

MOST GAME-DECIDING GOALS, ONE SEASON: 5  
**Anze Kopitar**, 2013-14

BEST SCORING PERCENTAGE, CAREER  
(Min. 10 Shots): .500  
Michal Handzus, 2007-11 (9 Goals, 18 Shots)

BEST SCORING PERCENTAGE, ONE SEASON  
(Min. 5 Shots): .900  
Jarret Stoll, 2010-11, (9 Goals, 10 Shots) (NHL Record)

GOALTENDER SHOOTOUT RECORDS

MOST WINS, CAREER: 38  
**Jonathan Quick**, 2007-15

MOST WINS, ONE SEASON: 10  
**Jonathan Quick**, 2010-11 (Tied NHL Record)

MOST LOSSES, CAREER: 29  
**Jonathan Quick**, 2007-15

MOST LOSSES, ONE SEASON: 8  
**Jonathan Quick**, 2011-12

MOST SHOTS FACED, CAREER: 233  
**Jonathan Quick**, 2007-15

MOST SHOTS FACED, ONE SEASON: 51  
**Jonathan Quick**, 2009-10

BEST SAVE PERCENTAGE, CAREER  
(Min. 20 Shots Against): .706  
Mathieu Garon, 2005-07, (24 Saves, 34 Shots)

BEST SAVE PERCENTAGE, ONE SEASON  
(Min. 10 Shots Against): 1.000  
Martin Jones, 2013-14, (12 Saves, 12 Shots)

BEST WINNING PERCENTAGE, CAREER  
(Min. 10 Games): .567  
**Jonathan Quick**, 2007-15, (38-29 Career Record)

BEST WINNING PERCENTAGE, ONE SEASON  
(Min. 5 Games): 1.000  
**Jonathan Quick**, 2010-11, (10-0 Record)

ALL-TIME SHOOTOUT RECORD VS. NHL

TEAM	OVERALL	HOME	ROAD
Anaheim	7-9	3-5	4-4
Arizona	4-3	3-1	1-2
Boston	3-0	1-0	2-0
Buffalo	1-1	1-0	0-1
Calgary	3-2	2-1	1-1
Carolina	1-0	–	1-0
Chicago	2-1	1-1	1-0
Colorado	3-3	3-2	0-1
Columbus	2-0	–	2-0
Dallas	5-3	3-2	2-1
Detroit	0-2	0-1	0-1
Edmonton	2-6	2-5	0-1
Florida	1-0	–	1-0
Minnesota	4-5	1-2	3-3
Montreal	1-0	1-0	–
Nashville	2-2	1-1	1-1
New Jersey	1-1	1-0	0-1
NY Islanders	1-1	0-1	1-0
NY Rangers	0-1	–	0-1
Ottawa	–	–	–
Philadelphia	1-0	1-0	–
Pittsburgh	0-1	0-1	–
San Jose	3-7	2-2	1-5
St. Louis	3-1	2-1	1-0
Tampa Bay	1-1	–	1-1
Toronto	1-1	–	1-1
Vancouver	4-2	1-1	3-1
Washington	2-0	1-0	1-0
Winnipeg	0-2	0-2	–
TOTALS	58-55	30-29	28-26



# KINGS PENALTY SHOTS FOR - REGULAR SEASON

17 MADE, 38 MISSED

No.	Result	Player	Goalie, Opponent, Date
1.	MISSED	Eddie Joyal	vs. Ed Giacomin, NY Rangers, 10/31/67
2.	MADE	Butch Goring	vs. Gilles Villemure, at NY Rangers, 2/13/72
3.	MISSED	Paul Curtis	vs. Bernie Parent, Toronto, 3/25/72
4.	MADE	Phil Hoene	vs. Cesare Maniago, at Minnesota, 12/11/73
5.	MADE	Juha Widing	vs. Dan Bouchard, at Atlanta, 2/10/74
6.	MISSED	Bart Crashley	vs. Ken Dryden, at Montreal, 10/8/75
7.	MADE	Bob Nevin	vs. Tony Esposito, at Chicago, 2/11/76
8.	MISSED	Hartland Monahan	vs. Dan Bouchard, Atlanta, 2/9/78
9.	MISSED	Charlie Simmer	vs. Billy Smith, NY Islanders, 11/24/79
10.	MISSED	Steve Jensen	vs. Glenn Resch, Colorado, 10/15/81
11.	MADE	Marcel Dionne	vs. Tom Barrasso, at Buffalo, 3/9/84
12.	MISSED	Dave Williams	vs. Roberto Romano, Pittsburgh, 1/21/87
13.	MISSED	Marcel Dionne	vs. Alain Chevrier, New Jersey, 1/28/87
14.	MADE	Luc Robitaille	vs. Eldon Reddick, at Winnipeg, 10/25/87
15.	MISSED	Luc Robitaille*	vs. Sean Burke, New Jersey, 2/2/89
16.	MADE	Tomas Sandstrom	vs. Wendell Young, at Pittsburgh, 2/10/90
17.	MISSED	Wayne Gretzky	vs. Peter Ing, at Toronto, 1/5/91
18.	MADE	Luc Robitaille	vs. Kay Whitmore, Hartford, 2/6/92
19.	MADE	Mike Donnelly	vs. Kirk McLean, Vancouver, 11/12/92
20.	MISSED	Luc Robitaille	vs. Jon Casey, Minnesota, 4/3/93
21.	MISSED	Tony Granato	vs. Jocelyn Thibault, at Quebec, 11/25/93
22.	MISSED	Mike Donnelly	vs. Curtis Joseph, at St. Louis, 4/7/94
23.	MADE	Dan Quinn	vs. Mikhail Shtalenkov, at Anaheim, 3/21/95
24.	MISSED	Kevin Stevens	vs. Nikolai Khabibulin, at Winnipeg, 2/26/96
25.	MISSED	Glen Murray	vs. Guy Hebert, at Anaheim, 2/7/98
26.	MISSED	Rob Blake	vs. Dwayne Roloson, Calgary, 4/13/98
27.	MISSED	Ziggy Palffy	vs. Fred Brathwaite, at Calgary, 4/7/01
28.	MISSED	Ziggy Palffy	vs. Manny Fernandez, Minnesota, 10/7/01
29.	MISSED	Ian Laperriere	vs. Jose Theodore, at Montreal, 10/22/01
30.	MISSED	Ziggy Palffy	vs. Evgeni Nabokov, at San Jose, 2/17/03
31.	MISSED	Esa Pirnes	vs. Marc-Andre Fleury, at Pittsburgh, 10/10/03
32.	MISSED	Esa Pirnes	vs. Jocelyn Thibault, at Chicago, 10/12/03
33.	MADE	Joe Corvo	vs. Jimmy Howard, Detroit, 11/28/05
34.	MADE	Alexander Frolov	vs. Andrew Raycroft, at Boston, 1/12/06
35.	MISSED	Sean Avery	vs. John Grahame, Tampa Bay, 1/17/06
36.	MISSED	Ladislav Nagy	vs. Evgeni Nabokov, at San Jose, 11/24/07
37.	MISSED	Jeff Giuliano	vs. Miikka Kiprusoff, Calgary, 2/15/08
38.	MISSED	Alexander Frolov	vs. Roberto Luongo, Vancouver, 10/30/08
39.	MISSED	Patrick O'Sullivan	vs. Steve Mason, Columbus, 12/6/08
40.	MADE	Patrick O'Sullivan	vs. Scott Clemmensen, at New Jersey, 2/7/09
41.	MADE	Wayne Simmonds	vs. Brian Elliott, Ottawa, 12/3/09
42.	MISSED	<b>Dustin Brown</b>	vs. Miikka Kiprusoff, at Calgary, 12/30/09
43.	MISSED	Fredrik Modin	vs. Devan Dubnyk, Edmonton, 4/10/10
44.	MADE	<b>Dustin Brown</b>	vs. Dwayne Roloson, NY Islanders, 11/13/10
45.	MISSED	Jack Johnson	vs. Kari Lehtonen, at Dallas, 1/17/11
46.	MISSED	Jarret Stoll	vs. Nikolai Khabibulin, at Edmonton, 2/2/11
47.	MISSED	Mike Richards	vs. Marc-Andre Fleury, Pittsburgh, 11/5/11
48.	MISSED	<b>Anze Kopitar</b>	vs. Jimmy Howard, Detroit, 11/19/11
49.	MISSED	Mike Richards	vs. Corey Crawford, at Chicago, 12/28/11
50.	MADE	<b>Trevor Lewis</b>	vs. Craig Anderson, Ottawa, 1/23/12
51.	MISSED	<b>Dustin Brown</b>	vs. Viktor Fasth, Anaheim, 2/25/13
52.	MISSED	<b>Dustin Brown</b>	vs. Antti Raanta, at Chicago, 12/30/13
53.	MISSED	<b>Anze Kopitar</b>	vs. Jonas Hiller, Anaheim, 1/25/14
54.	MISSED	<b>Dustin Brown</b>	vs. Jimmy Howard, Detroit, 10/31/14
55.	MADE	<b>Anze Kopitar</b>	vs. Frederik Andersen, Anaheim, 11/12/14

\*Penalty Shot attempted in overtime.

# KINGS PENALTY SHOTS AGAINST - REGULAR SEASON

13 MADE, 39 MISSED

No.	Result	Player	Goalie, Opponent, Date
1.	MISSED	Norm Ullman	vs. Wayne Rutledge, at Toronto, 1/22/70
2.	MISSED	Billy Harris	vs. Rogie Vachon, at NY Islanders, 10/12/72
3.	MISSED	Joey Johnston	vs. Rogie Vachon, at Oakland, 1/2/74
4.	MISSED	Gil Perreault	vs. Rogie Vachon, Buffalo, 2/4/76
5.	MISSED	Dennis Polonich	vs. Rogie Vachon, Detroit, 12/4/76
6.	MISSED	Don Murdoch	vs. Rogie Vachon, at NY Rangers, 1/9/77
7.	MISSED	Dale McCourt	vs. Mario Lessard, Detroit, 11/22/78
8.	MISSED	Al MacAdam	vs. Ron Grahame, at Minnesota, 12/6/78
9.	MISSED	Bengt Gustafsson	vs. Ron Grahame, Washington, 2/12/80
10.	MISSED	Glen Sharpley	vs. Mario Lessard, at Chicago, 2/12/81
11.	MADE	Rick Vaive	vs. Darren Eliot, Toronto, 12/4/86
12.	MADE	Mel Bridgman	vs. Roland Melanson, at Detroit, 3/25/87
13.	MISSED	Joe Mullen#	vs. Al Jensen, Calgary, 3/28/87
14.	MADE	Mario Lemieux	vs. Kelly Hrudey, Pittsburgh, 3/7/89
15.	MADE	Normand Lacombe	vs. Kelly Hrudey, at Philadelphia, 2/5/91
16.	MADE	Paul Ysebaert	vs. Robb Stauber, at Detroit, 11/27/92
17.	MADE	Mikael Andersson	vs. Robb Stauber, Tampa Bay, 12/15/92
18.	MISSED	Mats Sundin	vs. Kelly Hrudey, at Quebec, 2/2/93
19.	MISSED	Craig Janney	vs. Robb Stauber, St. Louis, 3/20/93
20.	MISSED	Pavel Bure	vs. Kelly Hrudey, Vancouver, 10/6/93
21.	MISSED	Alexander Mogilny	vs. Robb Stauber, at Buffalo, 12/17/93
22.	MISSED	Tony Amonte*	vs. Kelly Hrudey, NY Rangers, 1/27/94
23.	MISSED	Sergei Fedorov*	vs. Kelly Hrudey, at Detroit, 2/12/95
24.	MISSED	Dirk Graham	vs. Kelly Hrudey, at Chicago, 3/9/95
25.	MADE	Steve Chiasson	vs. Byron Dafoe, at Calgary, 12/11/95
26.	MISSED	Peter Bondra	vs. Stephane Fiset, at Washington, 4/4/98
27.	MADE	Peter Bondra	vs. Stephane Fiset, at Washington, 1/29/99
28.	MADE	Tomas Sandstrom	vs. Stephane Fiset, Anaheim, 2/15/99
29.	MISSED	Todd White	vs. Jamie Storr, at Chicago, 2/26/99
30.	MISSED	Paul Kariya	vs. Stephane Fiset, Anaheim, 3/18/99
31.	MISSED	Mike Ricci	vs. Stephane Fiset, San Jose, 10/24/99
32.	MISSED	Martin Rucinsky	vs. Jamie Storr, at Montreal, 12/11/99
33.	MADE	Sebastien Bordeleau	vs. Felix Potvin, Minnesota, 10/7/01
34.	MISSED	Alexander Korolyuk	vs. Jamie Storr, San Jose, 11/24/01
35.	MISSED	Andrej Nedorost	vs. Cristobal Huet, Columbus, 3/25/03
36.	MISSED	Marcus Nilson	vs. Mathieu Garon, Calgary, 10/23/05
37.	MISSED	David Legwand	vs. Jason LaBarbera, Nashville, 11/5/05
38.	MISSED	Paul Kariya	vs. Jason LaBarbera, at Nashville, 11/24/05
39.	MISSED	Ladislav Nagy	vs. Jason LaBarbera, at Phoenix, 12/29/05
40.	MISSED	Keith Tkachuk	vs. Mathieu Garon, at St. Louis, 3/11/06
41.	MISSED	Stu Barnes	vs. Mathieu Garon, Dallas, 3/16/06
42.	MISSED	Todd White	vs. Dan Cloutier, at Minnesota, 10/25/06
43.	MISSED	Paul Kariya	vs. Dan Cloutier, at Nashville, 12/23/06
44.	MADE	David Legwand	vs. Dan Cloutier, at Nashville, 12/23/06
45.	MISSED	Teemu Selanne	vs. Mathieu Garon, at Anaheim, 3/18/07
46.	MADE	Michal Rozsival	vs. Jason LaBarbera, NY Rangers, 12/17/08
47.	MISSED	Scott Hartnell	vs. <b>Jonathan Quick</b> , Philadelphia, 1/3/09
48.	MISSED	Rick Nash	vs. <b>Jonathan Quick</b> , Columbus, 10/24/09
49.	MISSED	Viktor Stalberg	vs. <b>Jonathan Quick</b> , at Chicago, 3/11/12
50.	MISSED	Devin Setoguchi*	vs. Jonathan Bernier, at Minnesota, 3/31/12
51.	MISSED	Tommy Wingels	vs. Jonathan Bernier, San Jose, 3/16/13
52.	MADE	T.J. Oshie	vs. <b>Jonathan Quick</b> , at St. Louis, 1/16/14

\*Penalty Shot attempted in overtime.

#Goal scored but disallowed for an illegal stick.



## KINGS ALL-TIME RECORD ON HOMESTANDS OF THREE OR MORE GAMES

**9-GAMES (1);** 1973-74 (**7-0-2**).

**8-GAMES (5);** 1968-69 (5-3-0); 1969-70 (3-5-0); 1972-73 (**7-1-0**); 2000-01 (2-5-1); 2010-11 (2-6-0).

**7-GAMES (12);** 1969-70 (2-3-2); 1970-71 (2-3-2); 1974-75 (**5-1-1**); 1975-76 (3-4-0); 1981-82 (2-3-2); 1984-85 (5-2-0); 1998-99 (4-3-0); 1999-00 (4-2-1); 2003-04 (3-4-0); 2008-09 (3-2-2); 2009-10 (3-4-0); 2014-15 (1-2-4).

**6-GAMES (24);** 1971-72 (0-6-0); 1971-72 (1-5-0); 1974-75 (2-1-3); 1976-77 (3-2-1); 1978-79 (3-3-0); 1978-79 (3-2-1); 1978-79 (3-1-2); 1980-81 (4-2-0); 1980-81 (2-4-0); 1982-83 (3-3-0); 1986-87 (3-2-1); 1987-88 (3-3-0); 1990-91 (5-0-1); 1990-91 (1-3-2); 1991-92 (2-2-2); 1993-94 (4-1-1); 1997-98 (3-3-0); 1997-98 (4-2-0); 2000-01 (3-1-2); 2006-07 (2-3-1); 2007-08 (3-3-0); 2010-11 (3-2-1); 2011-12 (3-1-2); 2014-15 (**6-0-0**).

**5-GAMES (57);** 1967-68 (3-2-0); 1967-68 (2-2-1); 1968-69 (3-2-0); 1968-69 (3-2-0); 1968-69 (3-2-0); 1969-70 (2-3-0); 1970-71 (3-2-0); 1971-72 (1-3-1); 1972-73 (2-1-2); 1975-76 (2-1-1); 1975-76 (2-3-0); 1975-76 (2-2-1); 1976-77 (0-4-1); 1977-78 (2-1-2); 1977-78 (2-3-0); 1977-78 (1-2-2); 1981-82 (2-3-0); 1981-82 (3-2-0); 1981-82 (2-2-1); 1982-83 (3-2-0); 1985-86 (1-3-1); 1986-87 (3-2-0); 1986-87 (4-1-0); 1987-88 (1-4-0); 1987-88 (1-3-1); 1988-89 (4-1-0); 1988-89 (4-1-0); 1988-89 (3-1-1); 1988-89 (1-3-1); 1989-90 (3-1-1); 1989-90 (1-3-1); 1989-90 (4-1-0); 1990-91 (**5-0-0**); 1991-92 (3-1-1); 1991-92 (2-2-1); 1992-93 (4-1-0); 1992-93 (1-3-1); 1993-94 (2-3-0); 1995-96 (0-4-1); 1996-97 (1-3-1); 1996-97 (1-3-1); 1997-98 (2-2-1); 1999-2000 (3-1-1); 2000-01 (2-1-2); 2001-02 (2-3-0); 2001-02 (2-2-1); 2002-03 (2-3-0); 2003-04 (1-4-0); 2005-06 (4-1-0); 2005-06 (2-3-0); 2006-07 (2-2-1); 2010-11 (**5-0-0**); 2010-11 (3-1-1); 2012-13 (4-1-0); 2012-13 (3-2-0); 2013-14 (3-1-1); 2013-14 (2-3-0).

**4-GAMES (83);** 1967-68 (3-1-0); 1967-68 (2-1-1); 1969-70 (1-3-0); 1970-71 (3-1-0); 1971-72 (2-2-0); 1972-73 (3-0-1); 1972-73 (2-2-0); 1973-74 (0-4-0); 1974-75 (3-0-1); 1974-75 (2-1-1); 1974-75 (2-2-0); 1975-76 (**4-0-0**); 1975-76 (1-1-2); 1976-77 (3-1-0); 1976-77 (3-1-0); 1977-78 (2-2-0); 1977-78 (1-2-1); 1978-79 (2-1-1); 1978-79 (1-2-1); 1979-80 (3-0-1); 1979-80 (1-1-2); 1979-80 (2-1-1); 1979-80 (1-3-0); 1980-81 (**4-0-0**); 1980-81 (1-1-2); 1981-82 (2-2-0); 1982-83 (1-3-0); 1983-84 (2-1-1); 1983-84 (3-0-1); 1983-84 (0-4-0); 1983-84 (1-2-1); 1983-84 (2-0-2); 1984-85 (2-2-0); 1984-85 (3-1-0); 1984-85 (2-0-2); 1985-86 (1-3-0); 1985-86 (2-2-0); 1985-86 (0-4-0); 1985-86 (0-3-1); 1986-87 (2-1-1); 1986-87 (1-3-0); 1987-88 (3-1-0); 1987-88 (3-1-0); 1988-89 (2-2-0); 1988-89 (3-0-1); 1989-90 (2-2-0); 1989-90 (2-2-0); 1989-90 (2-1-1); 1992-93 (1-2-1); 1992-93 (3-1-0); 1993-94 (1-3-0); 1994-95 (2-2-0); 1995-96 (2-1-1); 1996-97 (3-1-0); 1996-97 (**4-0-0**); 1998-99 (0-3-1); 1998-99 (1-3-0); 1998-99 (2-2-0); 2000-01 (2-2-0); 2001-02 (3-0-1); 2002-03 (0-2-1-1); 2003-04 (2-1-1); 2005-06 (2-2-0); 2005-06 (2-1-1); 2005-06 (**4-0-0**); 2006-07 (2-1-1); 2006-07 (2-2-0); 2007-08 (3-1-0); 2008-09 (2-2-0); 2008-09 (2-0-2); 2008-09 (1-3-0); 2009-10 (2-2-0); 2010-11 (3-0-1); 2011-12 (3-1-0); 2011-12 (2-2-0); 2011-12 (2-1-1); 2011-12 (3-1-0); 2013-14 (3-1-0); 2013-14 (3-1-0); 2013-14 (3-1-0); 2013-14 (1-3-0); 2014-15 (3-1-0); 2014-15 (3-0-1).

**TIMES THE KINGS HAVE SWEEPED A 3-GAME HOMESTAND (18);** 1968-69; 1974-75; 1979-80; 1982-83; 1988-89; 1989-90; 1990-91 (2); 1991-92; 1992-93; 2000-01; 2001-02; 2002-03; 2008-09; 2009-10; 2010-11; 2012-13; 2014-15.

**TIMES THE KINGS HAVE BEEN SWEEPED ON A 3-GAME HOMESTAND (6);** 1973-74; 1979-80; 1985-86; 1993-94; 1999-2000; 2002-03.

## KINGS ALL-TIME RECORD ON ROAD TRIPS OF THREE OR MORE GAMES

**9-GAMES (1);** 1969-70 (**1-7-1**).

**8-GAMES (5);** 1969-70 (1-7-0); 1970-71 (2-4-2); 1978-79 (4-4-0); 2002-03 (2-3-1-2); 2007-08 (**4-3-1**).

**7-GAMES (13);** 1971-72 (0-4-3); 1973-74 (3-3-1); 1974-75 (**6-1-0**); 1975-76 (3-4-0); 1976-77 (1-6-0); 1977-78 (1-3-3); 1979-80 (3-2-2); 1981-82 (0-5-2); 1982-83 (1-5-1); 1987-88 (2-4-1); 1991-92 (4-2-1); 1993-94 (2-4-1); 1999-00 (4-3-0).

**6-GAMES (23);** 1967-68 (2-2-2); 1967-68 (3-3-0); 1968-69 (1-4-1); 1971-72 (1-5-0); 1972-73 (1-5-0); 1972-73 (1-5-0); 1977-78 (1-4-1); 1980-81 (1-3-2); 1983-84 (1-3-2); 1985-86 (2-4-0); 1986-87 (**4-2-0**); 1988-89 (**4-2-0**); 1989-90 (2-4-0); 1989-90 (2-3-1); 1990-91 (3-3-0); 1992-93 (2-3-1); 1992-93 (3-1-2); 1997-98 (2-4-0); 2001-02 (1-4-0-1); 2008-09 (2-3-1); 2009-10 (3-3-0); 2010-11 (3-1-2); 2011-12 (2-3-1).

**5-GAMES (63);** 1967-68 (0-5-0); 1968-69 (0-4-1); 1972-73 (1-3-1); 1973-74 (0-4-1); 1974-75 (2-0-3); 1974-75 (2-2-1); 1976-77 (1-2-2); 1976-77 (4-1-0); 1977-78 (3-2-0); 1978-79 (2-3-0); 1979-80 (2-3-0); 1979-80 (1-4-0); 1980-81 (3-2-0); 1981-82 (1-3-1); 1981-82 (2-2-1); 1982-83 (0-5-0); 1984-85 (1-2-2); 1985-86 (2-2-1); 1985-86 (3-1-1); 1985-86 (3-2-0); 1985-86 (1-4-0); 1986-87 (0-5-0); 1986-87 (2-2-1); 1986-87 (0-5-0); 1987-88 (0-5-0); 1987-88 (2-2-1); 1987-88 (2-3-0); 1988-89 (3-2-0); 1988-89 (1-3-1); 1989-90 (3-2-0); 1990-91 (1-2-2); 1990-91 (4-1-0); 1990-91 (2-3-0); 1992-93 (2-3-0); 1993-94 (1-4-0); 1994-95 (3-2-0); 1995-96 (2-2-1); 1995-96 (0-5-0); 1997-98 (0-2-3); 1997-98 (3-1-1); 1998-99 (2-2-1); 1998-99 (2-2-1); 1998-99 (1-4-0); 1999-00 (3-1-1); 2000-01 (2-3-0); 2001-02 (4-1-0); 2002-03 (2-1-1-1); 2002-03 (2-3-0); 2003-04 (1-1-1-2); 2006-07 (2-1-2); 2008-09 (4-1-0); 2008-09 (1-4-0); 2009-10 (3-2-0); 2009-10 (**5-0-0**); 2010-11 (3-2-0); 2010-11 (3-2-0); 2012-13 (2-3-0); 2012-13 (3-1-1); 2013-14 (1-3-1); 2014-15 (1-3-1); 2014-15 (1-3-1); 2014-15 (2-3-0); 2014-15 (3-2-0).

**4-GAMES (88);** 1967-68 (1-3-0); 1968-69 (1-2-1); 1968-69 (0-3-1); 1969-70 (0-1-3); 1970-71 (0-4-0); 1970-71 (0-2-2); 1971-72 (0-4-0); 1971-72 (0-4-0); 1972-73 (0-3-1); 1973-74 (0-2-2); 1973-74 (2-2-0); 1973-74 (1-1-2); 1975-76 (0-4-0); 1975-76 (1-1-2); 1977-78 (1-2-1); 1978-79 (1-3-0); 1978-79 (2-1-1); 1978-79 (1-3-0); 1979-80 (1-3-0); 1979-80 (1-3-0); 1979-80 (1-3-0); 1980-81 (2-1-1); 1980-81 (3-1-0); 1980-81 (3-0-1); 1981-82 (2-2-0); 1982-83 (2-1-1); 1982-83 (2-1-1); 1982-83 (0-3-1); 1983-84 (3-1-0); 1983-84 (0-4-0); 1984-85 (0-3-1); 1984-85 (2-1-1); 1984-85 (0-2-2); 1984-85 (3-1-0); 1987-88 (1-2-1); 1988-89 (2-2-0); 1988-89 (0-3-1); 1988-89 (2-2-0); 1989-90 (1-3-0); 1989-90 (0-4-0); 1990-91 (2-1-1); 1990-91 (1-2-1); 1991-92 (1-3-0); 1991-92 (2-1-1); 1991-92 (2-2-0); 1991-92 (1-2-1); 1992-93 (2-2-0); 1993-94 (0-4-0); 1993-94 (1-2-1); 1994-95 (2-0-2); 1995-96 (0-3-1); 1995-96 (0-3-1); 1996-97 (2-0-2); 1996-97 (0-4-0); 1996-97 (1-3-0); 1996-97 (0-3-1); 1997-98 (1-2-1); 1998-99 (1-3-0); 1999-00 (1-3-0); 2000-01 (3-1-0); 2000-01 (2-2-0); 2000-01 (3-1-0); 2001-02 (1-1-2); 2001-02 (2-1-1); 2001-02 (0-3-1); 2003-04 (3-0-0-1); 2003-04 (1-1-0-2); 2003-04 (1-0-2-1); 2003-04 (0-3-0-1); 2005-06 (2-1-1); 2005-06 (1-3-0); 2005-06 (1-3-0); 2005-06 (0-2-2); 2005-06 (2-2-0); 2006-07 (0-4-0); 2006-07 (0-1-3); 2007-08 (0-3-1); 2009-10 (1-3-0); 2010-11 (1-3-0); 2010-11 (**4-0-0**); 2011-12 (2-2-0); 2011-12 (2-2-0); 2011-12 (2-1-1); 2013-14 (3-1-0); 2013-14 (3-0-1); 2013-14 (3-1-0); 2013-14 (0-4-0); 2013-14 (1-2-1).

**KINGS BEST 3-GAME TRIPS;** 1984-85 (**3-0-0**); 1997-98 (2-0-1); 1999-00 (2-0-1); 1999-00 (2-0-1); 2005-06 (2-0-1); 2008-09 (2-0-1); 2010-11 (2-0-1); 2011-12 (2-0-1); 2013-14 (**3-0-0**); 2013-14 (**3-0-0**).

**NOTES:** In 1984-85 the Kings played eight consecutive games on the road, however, after the first four games at Washington, Montreal, the NY Islanders and Chicago the club returned to L.A. for three days before leaving to play another four games at Edmonton, Winnipeg (2) and Vancouver. This is counted as two four-game trips.

In 2003-04 the Kings played seven consecutive road games, however, after the first two at Edmonton and Calgary the Kings had a full week off for the All-Star break and then embarked on a five-game trip to Minnesota, Columbus, Buffalo, New Jersey and the NY Islanders.

In 2010-11 the Kings played 10 consecutive road games. After playing three straight on the road at Minnesota, Edmonton and Calgary, the team returned home for three days before leaving on a six-game trip that included stops in Pittsburgh, Washington, Philadelphia, Columbus, the New York Rangers and the New York Islanders. After returning home from the east coast, the Kings played their 10th consecutive road game three days later at Anaheim.

In 2013-14 the Kings played eight consecutive games away from STAPLES Center in January. Seven of the eight games were played on the road, and one of the eight was played in LA at Dodger Stadium as the Kings hosted Anaheim as part of the NHL's Stadium Series on January 25, 2014. The announced sellout crowd for the game was 54,099.

# KINGS YEAR-BY-YEAR SITUATIONAL STATS

	HOME	ROAD	Vs. DIVISION	1-GOAL GAMES	SCORING 1ST GOAL	ALLOWING 1ST GOAL	LEADING AFTER 2
1967-68	20-13-4	11-20-6	21-21-8	5-6	—	—	—
1968-69	19-14-5	5-28-5	14-18-8	7-4	—	—	—
1969-70	12-22-4	2-30-6	10-23-7	4-10	—	—	—
1970-71	17-14-8	8-26-5	14-18-4	4-4	—	—	—
1971-72	14-23-2	6-26-7	8-25-3	1-8	—	—	—
1972-73	21-11-7	10-25-4	17-16-5	4-8	—	—	—
1973-74	22-13-4	11-20-8	21-13-4	9-7	—	—	—
1974-75	22-7-11	20-10-10	14-3-7	5-4	—	—	—
1975-76	22-13-5	16-20-4	10-11-3	9-7	—	—	—
1976-77	20-13-7	14-18-8	13-6-5	6-12	—	—	—
1977-78	18-16-6	13-18-9	10-9-5	3-7	—	—	—
1978-79	20-13-7	14-21-5	14-12-6	7-5	—	—	—
1979-80	18-13-9	12-23-5	5-7-4	9-5	—	—	—
1980-81	22-11-7	21-13-6	7-6-3	11-5	—	—	—
1981-82	19-15-6	5-26-9	11-13-8	7-9	13-11-5	11-30-10	17-6-3
1982-83	20-13-7	7-28-5	9-17-6	6-5	19-16-5	8-25-7	24-5-2
1983-84	13-19-8	10-25-5	9-18-5	7-10	17-11-5	6-33-8	18-2-4
1984-85	20-14-6	14-18-8	12-14-6	12-11	24-11-7	10-21-7	27-5-8
1985-86	9-27-4	14-22-4	7-20-5	12-10	14-12-4	9-37-4	14-1-2
1986-87	20-17-3	11-24-5	10-19-3	11-14	18-16-5	13-25-3	22-7-2
1987-88	19-18-3	11-24-5	12-17-3	11-12	18-11-3	12-31-5	24-3-1
1988-89	25-12-3	17-19-4	12-16-4	12-8	24-13-4	18-18-3	30-3-3
1989-90	21-16-3	13-23-4	11-15-6	8-11	26-10-1	8-29-6	22-5-1
1990-91	26-9-5	20-15-5	19-9-4	9-11	35-10-8	11-14-2	39-2-4
1991-92	20-11-9	15-20-5	16-13-6	10-7	19-11-7	16-20-7	28-2-7
1992-93	22-15-5	17-20-5	17-16-4	9-8	31-11-3	8-24-7	29-2-5
1993-94	18-19-5	9-26-7	12-14-6	9-15	16-15-7	11-30-4	21-4-6
1994-95	7-11-6	9-12-3	5-15-4	6-3	12-7-4	4-16-5	14-0-3
1995-96	16-16-9	8-24-9	10-14-8	12-14	16-13-7	8-27-11	17-3-3
1996-97	18-16-7	10-27-4	12-16-4	8-13	23-11-4	5-32-6	23-2-2
1997-98	22-16-3	16-17-8	19-11-2	14-13	31-5-2	7-28-9	28-0-5
1998-99	18-20-3	14-25-2	6-18-0	16-19	25-9-4	7-36-1	23-4-1
1999-00	21-13-5-2	18-14-7-2	8-10-3-3	15-12	24-7-6-1	15-20-6-3	29-1-2-1
2000-01	20-12-7-2	18-16-5-2	8-7-4-1	11-12	30-7-9-2	8-21-3-1	31-1-2-2
2001-02	22-12-6-1	18-15-5-3	10-4-4-2	16-16	27-7-5-3	13-20-6-1	26-1-1-1
2002-03	19-19-2-1	14-18-4-5	10-9-1-0	14-20	22-14-4-2	11-23-1-3	25-3-1-2
2003-04	15-16-9-1	13-13-7-8	9-9-5-1	11-20	24-8-7-5	4-21-9-4	24-1-6-3
2004-05	DNP — LOCKOUT						
2005-06	26-14-1	16-21-4	14-14-4	23-17	25-11-4	17-24-1	25-3-0
2006-07	16-16-9	11-25-5	10-18-4	11-24	17-12-8	10-29-6	17-2-5
2007-08	17-22-3	15-22-4	12-18-2	10-20	17-11-5	15-32-2	22-2-0
2008-09	18-15-8	16-22-3	10-10-4	20-23	26-9-4	8-28-7	24-4-2
2009-10	22-13-6	24-14-3	15-6-3	25-19	34-7-5	12-20-4	29-0-2
2010-11	25-13-3	21-17-3	12-10-2	22-9-6	36-12-2	10-18-4	26-0-1
2011-12	22-14-5	18-13-10	13-4-7	17-14-15	32-5-8	8-22-7	28-0-6
2012-13	19-4-1	8-12-4	9-7-2	11-5-5	21-3-2	6-13-3	19-1-2
2013-14	23-14-4	23-14-4	16-10-3	21-14-8	36-11-5	10-17-3	27-3-0
2014-15	25-9-7	15-18-8	14-7-8	13-9-15	27-5-9	13-22-6	27-3-5

# KINGS YEAR-BY-YEAR SITUATIONAL STATS

	TRAILING AFTER 2	SHOTS/GM FOR	SHOTS/GM AGAINST	OVERTIME RECORD	INJ	GF (RANK)	GA (RANK)
1967-68	—	—	—	—	—	200 (7)	224 (10)
1968-69	—	—	—	—	—	185 (11)	260 (10)
1969-70	—	—	—	—	—	168 (12)	290 (12)
1970-71	—	—	—	—	—	239 (6)	303 (12)
1971-72	—	—	—	—	—	206 (11)	305 (12)
1972-73	—	—	—	—	—	232 (13)	245 (9)
1973-74	—	—	—	—	—	233 (11)	231 (5)
1974-75	—	—	—	—	—	269 (T-10)	185 (2)
1975-76	—	—	—	—	—	263 (9)	265 (8)
1976-77	—	—	—	—	—	271 (8)	241 (6)
1977-78	—	—	—	—	—	243 (12)	245 (8)
1978-79	—	—	—	—	—	292 (6)	286 (10)
1979-80	—	—	—	—	—	290 (10)	313 (T-17)
1980-81	—	—	—	—	—	337 (3)	290 (7)
1981-82	3-29-6	32.0	30.5	—	—	314 (14)	369 (20)
1982-83	0-33-4	33.4	30.6	—	—	308 (11)	365 (19)
1983-84	2-35-4	30.9	31.7	1-3-13	—	309 (11)	376 (19)
1984-85	4-24-4	31.9	30.2	3-2-14	—	339 (6)	326 (15)
1985-86	3-42-2	30.3	35.2	3-3-8	201	284 (18)	389 (20)
1986-87	5-26-3	30.9	31.1	2-2-8	200	318 (T-2)	341 (20)
1987-88	1-33-4	30.8	32.1	1-3-8	269	318 (5)	359 (21)
1988-89	5-24-3	31.6	33.7	6-1-7	214	376 (1)	335 (T-16)
1989-90	5-26-4	29.7	31.0	3-2-7	198	338 (2)	337 (18)
1990-91	2-17-3	29.5	30.1	4-2-10	228	340 (3)	254 (4)
1991-92	3-24-3	30.2	33.3	0-0-9	192	287 (10)	296 (14)
1992-93	2-29-2	34.0	34.4	2-1-10	251	338 (5)	340 (21)
1993-94	3-37-1	33.0	36.3	3-3-12	165	294 (T-6)	322 (24)
1994-95	1-21-5	30.1	34.8	0-0-9	206	142 (10)	174 (T-23)
1995-96	2-32-6	30.1	35.4	3-2-18	380	256 (11)	302 (23)
1996-97	1-37-3	29.0	33.9	0-3-11	349	214 (T-23)	268 (20)
1997-98	3-26-3	26.8	30.3	3-2-11	178	227 (8)	225 (T-18)
1998-99	3-30-0	28.2	30.0	5-2-5	335	189 (25)	222 (16)
1999-00	3-21-1-2	29.5	27.9	5-4-12	244	245 (5)	228 (17)
2000-01	1-22-2-1	27.9	26.3	3-3-13	196	252 (6)	228 (17)
2001-02	4-20-4-1	25.7	25.0	3-4-11	211	214 (16)	190 (6)
2002-03	3-31-1-2	27.7	26.1	6-7-6	536	203 (22)	221 (15)
2003-04	1-24-3-3	28.6	27.0	2-9-16	629	205 (18)	217 (20)
2004-05	DNP — LOCKOUT						
2005-06	10-23-1	29.2	30.0	10-5	369	243 (T-17)	269 (23)
2006-07	3-32-5	31.0	29.8	6-14	181	223 (20)	277 (27)
2007-08	5-34-3	28.6	32.0	7-7	193	226 (T-13)	263 (28)
2008-09	4-28-4	30.0	28.1	8-11	153	202 (27)	226 (11)
2009-10	8-23-3	29.1	27.6	14-9	190	231 (T-9)	211 (9)
2010-11	4-21-2	28.8	27.9	11-6	172	209 (25)	196 (T-6)
2011-12	1-22-3	30.6	27.4	9-15	169	188 (29)	170 (2)
2012-13	3-11-0	29.8	25.0	3-5	54	131 (10)	114 (T-7)
2013-14	6-21-3	31.6	26.2	12-8	100	198 (26)	168 (1)
2014-15	3-20-5	30.9	27.0	3-15	136	218 (18)	197 (T-4)

NOTE: GF and GA totals do not include shootout goals.

KINGS ALL-TIME HIGHEST SCORING GAMES (FOR AND AGAINST)

12-GOAL GAMES (FOR)

11/29/84, KINGS 12 vs. Vancouver 1

11-GOAL GAMES (FOR)

11/8/92, KINGS 11 at San Jose 4  
2/18/89, KINGS 11 vs. Quebec 3  
1/20/81, KINGS 11 vs. Detroit 4  
4/6/74, KINGS 11 vs. Vancouver 1

10-GOAL GAMES (FOR)

10/9/93, KINGS 10 vs. Detroit 3  
2/16/93, KINGS 10 at Minnesota 5  
1/21/87, KINGS 10 vs. Pittsburgh 5  
10/31/84, KINGS 10 at Vancouver 3  
10/15/81, KINGS 10 vs. Colorado 2  
3/14/81, KINGS 10 vs. Minnesota 4  
12/4/78, KINGS 10 vs. Washington 2

9-GOAL GAMES (FOR)

1/1/08, KINGS 9 vs. Chicago 2  
11/16/95, KINGS 9 vs. NY Islanders 2  
12/11/93, KINGS 9 vs. St. Louis 1  
3/29/93, KINGS 9 at Detroit 3  
12/28/91, KINGS 9 at Edmonton 4  
2/2/91, KINGS 9 vs. Vancouver 1  
3/24/90, KINGS 9 vs. St. Louis 3  
1/18/90, KINGS 9 vs. Detroit 4  
12/19/89, KINGS 9 vs. Winnipeg 5  
1/14/89, KINGS 9 vs. Hartford 6  
12/1/88, KINGS 9 vs. Toronto 3  
11/29/88, KINGS 9 vs. New Jersey 3  
3/30/88, KINGS 9 vs. Calgary 7  
3/26/88, KINGS 9 vs. Chicago 5  
11/29/86, KINGS 9 vs. New Jersey 6  
2/1/86, KINGS 9 at Winnipeg 6  
1/17/86, KINGS 9 at Vancouver 7  
3/24/84, KINGS 9 vs. Detroit 7  
12/30/83, KINGS 9 at Hartford 3  
1/11/83, KINGS 9 at Washington 7  
3/27/82, KINGS 9 vs. Colorado 4  
3/17/82, KINGS 9 vs. Calgary 4  
10/20/81, KINGS 9 at NY Islanders 6  
12/22/79, KINGS 9 vs. Edmonton 3  
1/1/76, KINGS 9 at Buffalo 6  
12/27/75, KINGS 9 vs. Kansas City 4  
11/4/72, KINGS 9 vs. NY Islanders 2  
4/1/72, KINGS 9 vs. California 4  
12/26/70, KINGS 9 vs. California 3  
3/7/68, KINGS 9 vs. Oakland 2

12-GOAL GAMES (AGAINST)

None

11-GOAL GAMES (AGAINST)

10/17/88, Kings 4 at Calgary 11  
11/25/86, Kings 5 at Vancouver 11  
1/6/83, Kings 3 at Montreal 11  
11/25/81, Kings 4 at Edmonton 11  
11/14/71, Kings 2 at Boston 11

10-GOAL GAMES (AGAINST)

1/14/06, Kings 1 at Buffalo 10  
2/13/93, Kings 3 vs. Washington 10  
12/29/92, Kings 2 vs. Philadelphia 10  
12/6/87, Kings 3 at Washington 10  
11/13/87, Kings 7 at Calgary 10  
3/30/83, Kings 5 at Winnipeg 10  
12/27/81, Kings 3 at Edmonton 10  
11/5/81, Kings 2 at Detroit 10  
1/8/72, Kings 2 at Montreal 10

9-GOAL GAMES (AGAINST)

2/13/96, Kings 4 at Detroit 9  
2/21/92, Kings 7 at Calgary 9  
10/31/90, Kings 4 at NY Rangers 9  
3/2/90, Kings 3 at Winnipeg 9  
3/18/89, Kings 3 vs. Calgary 9  
10/11/87, Kings 2 vs. Edmonton 9  
3/6/87, Kings 3 at Edmonton 9  
12/20/85, Kings 4 at Edmonton 9  
11/27/85, Kings 0 vs. Hartford 9  
10/13/85, Kings 2 vs. Calgary 9  
12/8/84, Kings 7 at Montreal 9  
11/24/84, Kings 5 vs. Winnipeg 9  
3/17/84, Kings 1 at Edmonton 9  
2/28/84, Kings 1 at Calgary 9  
1/16/84, Kings 3 at Minnesota 9  
3/26/83, Kings 3 vs. Edmonton 9  
11/7/81, Kings 4 vs. Toronto 9  
10/25/81, Kings 4 at Winnipeg 9  
1/27/80, Kings 1 at Buffalo 9  
12/6/79, Kings 4 at Philadelphia 9  
3/10/79, Kings 4 at Toronto 9  
3/12/78, Kings 3 at Boston 9  
10/8/75, Kings 0 at Montreal 9  
1/14/71, Kings 5 at Boston 9  
1/26/69, Kings 3 at Chicago 9  
12/31/67, Kings 1 at Philadelphia 9

BEST MONTHS IN KINGS HISTORY

OCTOBER			NOVEMBER			DECEMBER		
PTS	RECORD	YEAR	PTS	RECORD	YEAR	PTS	RECORD	YEAR
19	9-3-1	1990	20	10-4-0	1988	19	9-4-1	2010
18	9-5-0	2013	19	9-3-1	1992	19	9-5-1	2005
18	8-4-2	2009	18	7-2-4	2013	19	8-4-3	1980
18	8-3-2	1999	18	9-3-0	1984	18	9-5-0	2013
17	7-3-3	1991	18	9-5-0	1980	18	7-4-4	2001
16	8-3-0	2010				18	8-3-2	1974
16	8-4-0	2005				17	8-5-1	2009
16	8-4-0	1975				17	8-5-1	1988
16	6-1-4	1974				17	8-4-1	1986

JANUARY			FEBRUARY			MARCH		
PTS	RECORD	YEAR	PTS	RECORD	YEAR	PTS	RECORD	YEAR
22	11-3-0	2002	22	10-2-2	1991	22	11-4-0	2014
20	10-4-0	2010	20	9-4-2	1992	21	10-6-1	2013
20	9-3-2	1975	19	8-2-3	2011	21	10-4-1	2012
18	5-2-7-1	2004	17	8-4-1	2000	21	8-2-4-1	2001
18	9-5-0	1991	17	7-3-3	1983	21	9-2-3	1981
17	7-5-3	1981	16	8-4-0	2014	20	9-3-2	2011
17	8-6-1	1976	16	8-4-0	2013	20	9-2-2	1974
			14	6-5-2	2009	19	8-4-3	1991
			14	7-5-0	2003	19	8-4-3	1977
			14	7-6-0	1988			

BEST WINNING PCT./ONE MONTH\*

PCT	RECORD	YEAR
.833	7-1-1	1980/OCT
.786	11-3-0	2002/JAN
.786	10-2-2	1991/FEB
.769	9-2-2	1974/MAR
.750	9-3-0	1984/NOV
.750	9-2-3	1981/MAR

\*(Minimum nine games)

MOST WINS/ONE MONTH

WINS	MONTH	YEAR
11	MAR	2014
11	JAN	2002
10	MAR	2013
10	MAR	2012
10	JAN	2010
10	FEB	1991
10	NOV	1988



KINGS BUZZER BEATERS

1/28/70 vs. NY Rangers, Won 5-4; Ross Lonsberry scores game-winner at 19:59 of third period.

2/13/82 at Pittsburgh, Tied 3-3; Steve Bozek scores game-tying goal at 19:59 of third period (the Kings tied it up after pulling the goalie).

10/13/89 at Vancouver, Won 6-5; Steve Kasper scores game-winner at 19:59 of third period (the Canucks scored twice in the third to tie the game before Kasper's goal).

12/20/93 at Calgary, Won 5-4 (OT); Warren Rychel scores the OT game-winner at 4:59 (the Kings were up 4-1 in the third period but the Flames scored three times to tie and force OT).

2/11/99 vs. Philadelphia, Won 4-3; Jozef Stumpel scores with .3 seconds left in the third period (the Kings trailed 3-1 with 3:08 to play; Sandy Moger scored at 16:52, Donald Audette scored at 18:12 and Stumpel scored at 19:59).

2/1/12 vs. Columbus, Won 3-2. **Drew Doughty** scores game-winner at 19:59 of the third period (the Blue Jackets scored early in the third to tie the game, setting up Doughty's game-winner).

GOALIES WITH THREE SHUTOUTS VS. THE KINGS IN ONE SEASON

Season	Goalie	Team
1967-68	Cesare Maniago	Minnesota
1973-74	Tony Esposito	Chicago
1994-95	Arturs Irbe	San Jose
1998-99	Nikolai Khabibulin	Phoenix

KINGS WHO'VE SCORED GOALS IN THEIR REGULAR SEASON NHL DEBUT (18 PLAYERS ALL-TIME)

Jean Potvin (12/26/70); Greg Terrion (10/11/80); Jim Fox (10/11/80); Ulf Isaksson (10/6/82); Pierre Giroux (10/14/82); Bob LaForest (10/5/83); Luc Robitaille (10/9/86); John English (3/30/88); Jeff Shevalier (4/7/95); Vitali Yachmenev\* (10/7/95); Pavel Rosa\* (12/17/98); Jason Blake (4/18/99); Eric Belanger (10/6/2000); Petr Kanko (12/16/05); **Anze Kopitar\*** (10/6/06); Matt Moulson (11/2/07); Brian Boyle (2/2/08); **Tanner Pearson** (11/14/13).

\* - Scored two goals in Kings/NHL debut.

TEENAGERS WHO'VE PLAYED FOR THE KINGS

PLAYER	DOB	FIRST NHL GAME	AGE DURING KINGS/ NHL DEBUT
1. Aki Berg	7/28/1977	10/7/1995	18 yrs., 71 days
2. Jimmy Carson	7/20/1968	10/9/1986	18 yrs., 81 days
3. Brayden Schenn	8/22/1991	11/26/2009	18 yrs., 97 days
4. Doug Smith	5/17/1963	10/7/1981	18 yrs., 143 days
5. Olli Jokinen	12/5/1978	10/1/1997	18 yrs., 300 days
6. <b>Drew Doughty</b>	12/8/1989	10/11/2008	18 yrs., 308 days
7. <b>Dustin Brown</b>	11/4/1984	10/9/2003	18 yrs., 339 days
8. Craig Duncanson	3/17/1967	4/2/1986	19 yrs., 16 days
9. Craig Redmond	9/22/1965	10/11/1984	19 yrs., 19 days
10. Jamie Storr	12/28/1975	1/22/1995	19 yrs., 25 days
11. Brian Wilks	2/27/1966	3/29/1985	19 yrs., 30 days
12. <b>Anze Kopitar</b>	8/24/1987	10/6/2006	19 yrs., 43 days
13. Jonathan Bernier	8/7/1988	9/29/2007	19 yrs., 53 days
14. Matt Johnson	11/23/1975	1/22/1995	19 yrs., 60 days
15. Darryl Sydor	5/13/1972	10/6/1991	19 yrs., 146 days
16. Andrei Loktionov	5/30/1990	11/25/2009	19 yrs., 180 days
17. Larry Murphy	3/6/1961	10/11/1980	19 yrs., 219 days
18. Oscar Moller	1/22/1989	10/11/2008	19 yrs., 262 days
19. <b>Kyle Clifford</b>	1/13/1991	10/9/2010	19 yrs., 269 days
20. Dean Kennedy	1/18/1963	10/14/1982	19 yrs., 269 days

KINGS ALL-TIME CAPTAINS

Name	Years	Name	Years
1. Bob Wall	1967-68 to 1968-69	9. Wayne Gretzky	1989-90 to 1991-92
2. Larry Cahan	1969-70	10. Luc Robitaille*	1992-93
3. Bob Pulford	1970-71 to 1972-73	11. Wayne Gretzky	1992-93 to 1995-96
4. Terry Harper	1973-74 to 1974-75	12. Rob Blake	1996-97 to 2000-01
5. Mike Murphy	1975-76 to 1980-81	13. Mattias Norstrom	2001-02 to 2006-07
6. Dave Lewis	1981-82 to 1982-83	14. Rob Blake	2007-08
7. Terry Ruskowski	1983-84 to 1984-85	15. <b>Dustin Brown</b>	2008 to present
8. Dave Taylor	1985-86 to 1988-89		

\*Served as Captain for the first 39 games of the 1992-93 season as Gretzky was sidelined with an injury.

## KINGS OPENING NIGHT HISTORY

### Season Openers (20-18-9)

Year	Opponent	Result	Attn.
1967-68	Philadelphia	4-2 W	7,023
1968-69	at St. Louis	6-0 L	14,674
1969-70	at Montreal	5-1 L	16,454
1970-71	at Vancouver	3-1 W	15,062
1971-72	at California	4-4 T	5,994
1972-73	at Pittsburgh	4-2 L	11,105
1973-74	Chicago	3-0 L	14,473
1974-75	at Philadelphia	5-3 W	17,007
1975-76	at Montreal	9-0 L	15,221
1976-77	at Cleveland	2-2 T	8,899
1977-78	Cleveland	2-0 W	11,643
1978-79	Washington	4-2 L	8,318
1979-80	Detroit	4-4 T	9,211
1980-81	Detroit	8-1 W	11,210
1981-82	NY Islanders	4-1 L	9,744
1982-83	Vancouver	3-3 T	9,440
1983-84	Minnesota	3-3 T	8,852
1984-85	Edmonton	2-2 T	11,261
1985-86	Vancouver	6-5 L	8,813
1986-87	St. Louis	4-3 L	8,403
1987-88	NY Islanders	4-1 L	10,748
1988-89	Detroit	8-2 W	16,005
1989-90	Toronto	4-2 W	15,598
1990-91	NY Islanders	4-1 W	16,005
1991-92	at Winnipeg	6-3 W	14,558
1992-93	at Calgary	5-4 W (OT)	19,461
1993-94	Vancouver	5-2 L	16,005
1994-95	Toronto	3-3 T	16,005
1995-96	Colorado	4-2 W	16,005
1996-97	NY Islanders	1-0 W	15,757
1997-98	at Pittsburgh	3-3 T	14,879
1998-99	at Edmonton	2-1 W	17,100
1999-00	at Nashville	2-0 W	17,113
2000-01	at Washington	4-1 W	18,082
2001-02	Phoenix	2-2 T	18,210
2002-03	Phoenix	4-1 W	18,260
2003-04	at Detroit	3-2 L	20,066
2004-05	DNP - Lockout		
2005-06	at Dallas	5-4 L	18,532
2006-07	at Anaheim	4-3 L	17,174
2007-08	Anaheim*	4-1 W	17,551
2008-09	at San Jose	3-1 L	17,496
2009-10	Phoenix	6-3 L	18,118
2010-11	at Vancouver	2-1 W (SO)	18,860
2011-12	NY Rangers**	3-2 W (OT)	13,800
2012-13	Chicago	5-2 L	18,545
2013-14	at Minnesota	3-2 W (SO)	18,511
2014-15	San Jose	4-0 L	18,514

### Home Openers (23-16-8)

Year	Opponent	Result	Attn.
1967-68	Philadelphia	4-2 W	7,023
1968-69	Boston	2-1 W	10,280
1969-70	Oakland	5-0 W	10,018
1970-71	Boston	8-5 L	11,584
1971-72	Pittsburgh	4-1 L	7,828
1972-73	Philadelphia	4-3 L	7,554
1973-74	Chicago	3-0 L	14,473
1974-75	Kansas City	3-0 W	14,384
1975-76	Washington	4-3 W	10,092
1976-77	Washington	7-1 W	12,859
1977-78	Cleveland	2-0 W	11,643
1978-79	Washington	4-2 L	8,318
1979-80	Detroit	4-4 T	9,211
1980-81	Detroit	8-1 W	11,210
1981-82	NY Islanders	4-1 L	9,744
1982-83	Vancouver	3-3 T	9,440
1983-84	Minnesota	3-3 T	8,852
1984-85	Edmonton	2-2 T	11,261
1985-86	Vancouver	6-5 L	8,813
1986-87	St. Louis	4-3 L	8,403
1987-88	NY Islanders	4-1 L	10,748
1988-89	Detroit	8-2 W	16,005
1989-90	Toronto	4-2 W	15,598
1990-91	NY Islanders	4-1 W	16,005
1991-92	Edmonton	6-3 W	16,005
1992-93	Detroit	5-3 L	16,005
1993-94	Vancouver	5-2 L	16,005
1994-95	Toronto	3-3 T	16,005
1995-96	Colorado	4-2 W	16,005
1996-97	NY Islanders	1-0 W	15,757
1997-98	Ottawa	7-4 W	16,005
1998-99	Boston	2-1 W (OT)	16,005
1999-00	Boston	2-2 T	18,118
2000-01	St. Louis	4-4 T	18,118
2001-02	Phoenix	2-2 T	18,210
2002-03	Phoenix	4-1 W	18,260
2003-04	Ottawa	4-3 W	18,180
2004-05	DNP - Lockout		
2005-06	Phoenix	3-2 W	18,118
2006-07	St. Louis	4-1 W	18,118
2007-08	Anaheim*	4-1 W	17,551
2008-09	San Jose	1-0 L	18,118
2009-10	Phoenix	6-3 L	18,118
2010-11	Atlanta	3-1 W	18,118
2011-12	NY Rangers**	3-2 W (OT)	13,800
2012-13	Chicago	5-2 L	18,545
2013-14	NY Rangers	3-1 L	18,118
2014-15	San Jose	4-0 L	18,514

\*Game played at the O2 Arena in London on September 29, 2007.

\*\* Game played at the Ericsson Globe Arena in Stockholm on October 7, 2011.

Note: The Forum Opener was December 30, 1967. Philadelphia beat the Kings, 2-0, before 14,366.

## KINGS ALL-TIME GENERAL MANAGERS

Name	Dates	Regular Season			Postseason		
		Games	W-L-OT	PTS	PCT	Games	W-L
Larry Regan	May 17, 1967 through Dec. 17, 1973.	489	154-268-67	375	.383	18	7-11
Jake Milford	Dec. 17, 1973 through May 26, 1977.	289	138-98-53	329	.569	26	11-15
George Maguire	May 28, 1977 through Jan. 30, 1984.	532	204-237-91	499	.469	22	6-16
Rogie Vachon	Jan. 30, 1984 through June 25, 1992.	668	283-306-79	645	.483	52	18-34
Nick Beverley	June 25, 1992 through May 18, 1994.	168	66-80-22	154	.458	24	13-11
Sam McMaster	May 24, 1994 through April 22, 1997.	212	68-106-38	174	.410	—	—
Dave Taylor	April 22, 1997 through April 18, 2006.	656	290-261-105	685	.522	28	10-18
Dean Lombardi	April 21, 2006 to present.	704	338-276-90	766	.544	76	45-31

## KINGS NHL AWARD WINNERS

### HART MEMORIAL TROPHY

WINNER	YEAR
Wayne Gretzky	1989

### ART ROSS TROPHY

WINNER	YEAR
Wayne Gretzky	1994
Wayne Gretzky	1991
Wayne Gretzky	1990
Marcel Dionne	1980

### WILLIAM M. JENNINGS TROPHY

WINNER	YEAR
Jonathan Quick	2014

### BILL MASTERTON MEMORIAL TROPHY

WINNER	YEAR
Dave Taylor	1991
Bob Bourne	1988
Butch Goring	1978

### LADY BYNG MEMORIAL TROPHY

WINNER	YEAR
Wayne Gretzky	1994
Wayne Gretzky	1992
Wayne Gretzky	1991
Butch Goring	1978
Marcel Dionne	1977

### KING CLANCY MEMORIAL TROPHY

WINNER	YEAR
Dave Taylor	1991

### CALDER MEMORIAL TROPHY

WINNER	YEAR
Luc Robitaille	1987

### JAMES NORRIS MEMORIAL TROPHY

WINNER	YEAR
Rob Blake	1998

### LESTER PATRICK TROPHY

WINNER	YEAR
Wayne Gretzky	1994
Bruce McNall	1993

### TED LINDSAY AWARD

WINNER	YEAR
Marcel Dionne	1980
Marcel Dionne	1979

### JACK ADAMS AWARD

WINNER	YEAR
Bob Pulford	1975

### MARK MESSIER LEADERSHIP AWARD

WINNER	YEAR
Dustin Brown	2014

### NHL FOUNDATION PLAYER AWARD

WINNER	YEAR
Dustin Brown	2011

### CONN SMYTHE TROPHY

WINNER	YEAR
Justin Williams	2014
Jonathan Quick	2012

### KINGS FIRST TEAM NHL ALL-STARS

NAME	YEAR
Rob Blake	1997-98
Luc Robitaille	1992-93
Wayne Gretzky	1990-91
Luc Robitaille	1990-91
Luc Robitaille	1989-90
Luc Robitaille	1988-89
Luc Robitaille	1987-88
Charlie Simmer	1980-81
Marcel Dionne	1979-80
Charlie Simmer	1979-80
Marcel Dionne	1976-77

### KINGS SECOND TEAM NHL ALL-STARS

NAME	YEAR
Drew Doughty	2014-15
Jonathan Quick	2011-12
Drew Doughty	2009-10
Luc Robitaille	2000-01
Rob Blake	1999-00
Wayne Gretzky	1993-94
Luc Robitaille	1991-92
Wayne Gretzky	1989-90
Wayne Gretzky	1988-89
Luc Robitaille	1986-87
Marcel Dionne	1980-81
Mario Lessard	1980-81
Dave Taylor	1980-81
Marcel Dionne	1978-79
Rogie Vachon	1976-77
Rogie Vachon	1974-75

### KINGS NHL ALL-ROOKIE SELECTIONS

NAME	YEAR
Drew Doughty	2008-09
Lubomir Visnovsky	2000-01
Jamie Storr	1998-99
Jamie Storr	1997-98
Rob Blake	1990-91
Jimmy Carson	1986-87
Steve Duchesne	1986-87
Luc Robitaille	1986-87

## KINGS IN NHL ALL-STAR GAME

Year	Venue	Representative(s)
1968	Toronto	Joyal1, Sawchuk
1969	Montreal	White
1970	St. Louis	White
1971	Boston	Flett
1972	Minnesota	Lonsberry
1973	New York Rangers	Berry, Harper, Marotte, Vachon
1974	Chicago	Berry
1975	Montreal	Harper, Murdoch, Vachon
1976	Philadelphia	Dionne
1977	Vancouver	Dionne
1978	Buffalo	Dionne, Vachon
1979	Challenge Cup*	Dionne
1980	Detroit	Dionne, Goring2, Murphy3
1981	Los Angeles	Dionne, Lessard, Simmer, Taylor
1982	Washington	Taylor
1983	New York Islanders	Dionne
1984	New Jersey	Nicholls4, Simmer5
1985	Calgary	Dionne
1986	Hartford	Taylor
1987	Rendez-Vous '87**	
1988	St. Louis	Robitaille
1989	Edmonton	Duchesne, Gretzky#, Nicholls, Robitaille
1990	Pittsburgh	Duchesne, Gretzky, Nicholls, Robitaille
1991	Chicago	Gretzky, Robitaille, Sandstrom
1992	Philadelphia	Gretzky, Robinson, Robitaille
1993	Montreal	Gretzky, Kurri, Robitaille
1994	New York Rangers	Blake, Gretzky, Taylor
1995	No Game Played - Lockout	
1996	Boston	Gretzky
1997	San Jose	Khristich6
1998	Vancouver	
1999	Tampa Bay	Blake, Norstrom, Robitaille
2000	Toronto	Blake
2001	Colorado	Blake, Palffy, Robitaille
2002	Los Angeles	Modry, Palffy
2003	Florida	Schneider
2004	Minnesota	Norstrom7
2005	No Game Played - Lockout	
2006	No Game Played - Olympics	
2007	Dallas	Visnovsky
2008	Atlanta	<b>Kopitar</b>
2009	Montreal	<b>Brown</b>
2010	No Game Played - Olympics	
2011	Raleigh	<b>Kopitar</b>
2012	Ottawa	<b>Quick</b>
2013	No Game Played - Lockout	
2014	No Game Played - Olympics	
2015	Columbus	<b>Doughty, Kopitar</b>

Notes: **Drew Doughty** and **Anze Kopitar** both played for Team Foligno in 2015, and that team was coached by Kings head coach **Darryl Sutter**.

The Kings hosted the 1981 NHL All-Star Game at the Great Western Forum and the 2002 NHL All-Star Game at STAPLES Center.

\*In 1979, the Challenge Cup - a series between the Soviet Union and Team NHL - replaced the All-Star Game.

\*\*In 1987, Rendez-Vous '87 - two games between the Soviet Union and Team NHL - replaced the All-Star Game.

# Named the All-Star Game MVP.

1 Selected for the game but did not play. 2 Replaced an injured Charlie Simmer. 3 Replaced injured Dave Taylor.  
 4 Replaced injured Marcel Dionne. 5 Replaced injured Jari Kurri. 6 Replaced injured Rob Blake.  
 7 Replaced injured Ziggy Palffy.

## KINGS IN NHL YOUNGSTARS GAME

Year	Venue	Representative(s)
2002	Los Angeles	
2003	Florida	Frolov
2004	Minnesota	
2005	No Game Played - Lockout	
2006	No Game Played - Olympics	
2007	Dallas	<b>Kopitar</b>
2008	Atlanta	Johnson
2009	Montreal	<b>Doughty</b> , Ersberg1
2010	No Game Played - Olympics	

1 Selected for the game but did not play because of an injury.

Note: The NHL eliminated the YoungStars Game in 2011 choosing instead to have rookies participate in the Super Skills Competition.

**Tanner Pearson** was selected to participate in the 2015 All-Star Skills Competition but missed it because of injury.

## KINGS ANNUAL TEAM AWARD WINNERS

**MOST VALUABLE PLAYER**  
**"BILL LIBBY MEMORIAL AWARD"**  
 The Bill Libby Memorial Award is named after former Los Angeles sportswriter Bill Libby, who passed away on June 18, 1984. The media annually determines which player was the team's Most Valuable Player at the conclusion of each season.

1967-68	Eddie Joyal
1968-69	Gerry Desjardins
1969-70	Ross Lonsberry
1970-71	Juha Widing
1971-72	Gilles Marotte
1972-73	Rogie Vachon
1973-74	Rogie Vachon
1974-75	Rogie Vachon
1975-76	Marcel Dionne
1976-77	Marcel Dionne
1977-78	Butch Goring
1978-79	Marcel Dionne
1979-80	Marcel Dionne
1980-81	Mario Lessard
1981-82	Marcel Dionne
1982-83	Marcel Dionne
1983-84	Charlie Simmer
1984-85	Marcel Dionne
1985-86	Marcel Dionne
1986-87	Roland Melanson
1987-88	Jimmy Carson
1988-89	Wayne Gretzky
1989-90	Wayne Gretzky
1990-91	Wayne Gretzky
1991-92	Kelly Hrudey
1992-93	Luc Robitaille
1993-94	Wayne Gretzky
1994-95	Kelly Hrudey
1995-96	Dimitri Khristich
1996-97	Dimitri Khristich
1997-98	Rob Blake
1998-99	Luc Robitaille
1999-00	Rob Blake
2000-01	Luc Robitaille
2001-02	Jason Allison
2002-03	Ziggy Palffy
2003-04	Luc Robitaille
2004-05	DNP – Lockout
2005-06	Lubomir Visnovsky
2006-07	Michael Cammalleri
2007-08	<b>Anze Kopitar</b>
2008-09	<b>Dustin Brown</b>
2009-10	<b>Anze Kopitar</b>
2010-11	<b>Anze Kopitar</b>
2011-12	<b>Jonathan Quick</b>
2012-13	<b>Jeff Carter</b>
2013-14	<b>Anze Kopitar</b>
2014-15	<b>Drew Doughty</b>

**OUTSTANDING DEFENSEMAN**  
 The media also votes on whom they feel to be the Kings Most Outstanding Defenseman over the course of each season.

1976-77	Gary Sargent
1977-78	Randy Manery
1978-79	Randy Manery
1979-80	Doug Halward
1980-81	Dave Lewis
1981-82	Larry Murphy
1982-83	Jay Wells
1983-84	Jay Wells
1984-85	Mark Hardy
1985-86	Jay Wells
1986-87	Mark Hardy
1987-88	Tom Laidlaw
1988-89	Steve Duchesne
1989-90	Tim Watters
1990-91	Rob Blake
1991-92	Rob Blake
1992-93	Rob Blake
1993-94	Rob Blake
1994-95	Darryl Sydor
1995-96	Steven Finn
1996-97	Mattias Norstrom
1997-98	Rob Blake
1998-99	Mattias Norstrom
1999-00	Rob Blake
2000-01	Mattias Norstrom
2001-02	Aaron Miller
2002-03	Mattias Norstrom
2003-04	Lubomir Visnovsky
2004-05	DNP – Lockout
2005-06	Lubomir Visnovsky
2006-07	Lubomir Visnovsky
2007-08	Jack Johnson
2008-09	<b>Drew Doughty</b>
2009-10	<b>Drew Doughty</b>
2010-11	<b>Drew Doughty</b>
2011-12	Willie Mitchell
2012-13	<b>Drew Doughty</b>
2013-14	<b>Drew Doughty</b>
2014-15	<b>Drew Doughty</b>

**DEFENSIVE PLAYER**  
 The Best Defensive Player Award is given out to any player (forward, defenseman or goaltender) whom the media feels exhibits the best prowess on the defensive end of the ice.

1988-89	Tom Laidlaw
1989-90	Steve Kasper
1990-91	Steve Kasper
1991-92	John McIntyre
1992-93	Jari Kurri
1993-94	Jari Kurri
1994-95	Pat Conacher
1995-96	Kevin Todd
1996-97	Ian Laperriere
1997-98	Ian Laperriere
1998-99	Ian Laperriere
1999-00	Mattias Norstrom
2000-01	Mattias Norstrom
2001-02	Aaron Miller
2002-03	Mattias Norstrom
2003-04	Mattias Norstrom
2004-05	DNP – Lockout
2005-06	Mattias Norstrom
2006-07	Derek Armstrong
2007-08	Patrick O'Sullivan
2008-09	Michal Handzus
2009-10	Michal Handzus
2010-11	<b>Anze Kopitar</b>
2011-12	<b>Jonathan Quick</b>
2012-13	<b>Anze Kopitar</b>
2013-14	<b>Anze Kopitar</b>
2014-15	<b>Anze Kopitar</b>

**MOST POPULAR PLAYER**  
 The Most Popular Player Award is determined annually by the Kings Booster Club.

1968-69	Eddie Joyal
1969-70	Eddie Joyal
1970-71	Gilles Marotte
1971-72	Ralph Backstrom
1972-73	Butch Goring
1973-74	Dan Maloney
1974-75	Butch Goring
1975-76	Butch Goring
1976-77	Rogie Vachon
1977-78	Butch Goring
1978-79	Marcel Dionne
1979-80	Marcel Dionne
1980-81	Charlie Simmer
1981-82	Dave Taylor
1982-83	No vote
1983-84	Bernie Nicholls
1984-85	Marcel Dionne

## KINGS ANNUAL TEAM AWARD WINNERS

1985-86	Marcel Dionne
1986-87	Jimmy Carson
1987-88	Luc Robitaille
1988-89	Wayne Gretzky
1989-90	Marty McSorley
1990-91	Marty McSorley
1991-92	Luc Robitaille
1992-93	Marty McSorley
1993-94	Wayne Gretzky
1994-95	Kelly Hrudey
1995-96	Eric Lacroix
1996-97	Dan Bylsma
1997-98	Rob Blake
1998-99	Luc Robitaille
1999-00	Ian Laperriere
2000-01	Ian Laperriere
2001-02	Adam Deadmarsh
2002-03	Ian Laperriere
2003-04	Alexander Frolov
2004-05	DNP – Lockout
2005-06	Luc Robitaille
2006-07	<b>Anze Kopitar</b>
2007-08	<b>Dustin Brown</b>
2008-09	<b>Dustin Brown</b>
2009-10	<b>Dustin Brown</b>
2010-11	<b>Anze Kopitar</b>
2011-12	<b>Jonathan Quick</b>
2012-13	<b>Dustin Brown</b>
2013-14	<b>Drew Doughty</b>
2014-15	<b>Jonathan Quick</b>

**MOST INSPIRATIONAL PLAYER**  
**"ACE BAILEY MEMORIAL AWARD"**  
 The Ace Bailey Memorial Award is given out to the Kings Most Inspirational Player and is named after the late Garnet "Ace" Bailey, who spent seven years as the Kings Director of Pro Scouting before passing tragically on Sept. 11, 2001, aboard United Airlines Flight 175 with fellow Kings scout Mark Bavis. The award was first given out following the 1972-73 season and was dedicated to Ace Bailey in 2002. The players vote for the winner of this award.

1972-73	Rogie Vachon
1973-74	Terry Harper
1974-75	Bob Nevin
1975-76	Bob Nevin
1976-77	Butch Goring
1977-78	Butch Goring
1978-79	Dave Taylor
1979-80	Charlie Simmer
1980-81	Dave Taylor

1981-82	Dave Taylor
1982-83	Terry Ruskowski
1983-84	Anders Hakansson
1984-85	Dave Taylor
1985-86	Dave Williams
1986-87	Dave Williams
1987-88	Dave Taylor
1988-89	John Tonelli
1989-90	John Tonelli
1990-91	Larry Robinson
1991-92	Tony Granato
1992-93	Dave Taylor
1993-94	Pat Conacher
1994-95	Kelly Hrudey
1995-96	Tony Granato
1996-97	Ian Laperriere
1997-98	Rob Blake
1998-99	Mattias Norstrom
1999-00	Garry Galley
2000-01	Ian Laperriere
2001-02	Ziggy Palffy
2002-03	Ian Laperriere
2003-04	Luc Robitaille
2004-05	DNP – Lockout
2005-06	Mattias Norstrom
2006-07	Tom Kostopoulos
2007-08	<b>Dustin Brown</b>
2008-09	Sean O'Donnell
2009-10	<b>Matt Greene</b>
2010-11	<b>Matt Greene</b>
2011-12	<b>Jonathan Quick</b>
2012-13	<b>Matt Greene</b>
2013-14	<b>Matt Greene</b>
2014-15	<b>Matt Greene</b>

**BEST NEWCOMER**  
**"MARK BAVIS MEMORIAL AWARD"**  
 This award is voted on by the media and given to the member of the organization that makes the greatest impact as a newcomer. The first winner of the award was former Kings owner Bruce McNall, who is the only non-player to ever win the award. In 2002, the award was named after the late Mark Bavis, a first-year Kings scout who passed away tragically aboard United Airlines Flight 175 from Boston's Logan Airport on Sept. 11, 2001.

1988-89	Bruce McNall
1989-90	Todd Elik
1990-91	Daniel Berthiaume
1991-92	Corey Millen
1992-93	Darryl Sydor
1993-94	Robert Lang

1994-95	Rick Tocchet
1995-96	Vitali Yachmenev
1996-97	Stephane Fiset
1997-98	Jozef Stumpel
1998-99	Donald Audette
1999-00	Ziggy Palffy
2000-01	Lubomir Visnovsky
2001-02	Jason Allison
2002-03	Alexander Frolov
2003-04	Trent Klatt
2004-05	DNP – Lockout
2005-06	Pavol Demitra
2006-07	<b>Anze Kopitar</b>
2007-08	Jack Johnson
2008-09	<b>Drew Doughty</b>
2009-10	Ryan Smyth
2010-11	Willie Mitchell
2011-12	<b>Jeff Carter</b>
2012-13	<b>Jake Muzzin</b>
2013-14	Martin Jones
2014-15	<b>Brayden McNabb</b>

**LEADING SCORER**  
 This award is given annually to the team leader in points scored.

1967-68	Eddie Joyal (23-34=57)
1968-69	Eddie Joyal (33-19=52)
1969-70	Ross Lonsberry (20-22=42)
1970-71	Juha Widing (25-40=65)
1971-72	Juha Widing (27-28=55)
1972-73	Juha Widing (16-54=70)
1973-74	Butch Goring (28-33=61)
1974-75	Bob Nevin (31-41=72)
1975-76	Marcel Dionne (40-54=94)
1976-77	Marcel Dionne (53-69=122)
1977-78	Marcel Dionne (36-43=79)
1978-79	Marcel Dionne (59-71=130)
1979-80	Marcel Dionne (53-84=137)
1980-81	Marcel Dionne (58-77=135)
1981-82	Marcel Dionne (50-67=117)
1982-83	Marcel Dionne (56-51=107)
1983-84	Bernie Nicholls (41-54=95)
1984-85	Marcel Dionne (46-80=126)

# KINGS ANNUAL TEAM AWARD WINNERS

## LEADING SCORER (CONT'D)

1985-86	Bernie Nicholls (36-61=97)
1986-87	Luc Robitaille (45-39=84)
1987-88	Luc Robitaille (53-58=111)
1988-89	Wayne Gretzky (54-114=168)
1989-90	Wayne Gretzky (40-102=142)
1990-91	Wayne Gretzky (41-122=163)
1991-92	Wayne Gretzky (31-90=121)
1992-93	Luc Robitaille (63-62=125)
1993-94	Wayne Gretzky (38-92=130)
1994-95	Wayne Gretzky (11-37=48)
1995-96	Dimitri Khristich (27-37=64)
1996-97	Dimitri Khristich (19-37=56)
1997-98	Jozef Stumpel (21-58=79)
1998-99	Luc Robitaille (39-35=74)
1999-00	Luc Robitaille (36-38=74)
2000-01	Ziggy Palffy (38-51=89)
2001-02	Jason Allison (19-55=74)
2002-03	Ziggy Palffy (37-48=85)
2003-04	Luc Robitaille (22-29=51)
2004-05	DNP – Lockout
2005-06	Lubomir Visnovsky (17-50=67)
2006-07	Michael Cammalleri (34-46=80)
2007-08	<b>Anze Kopitar</b> (32-45=77)
2008-09	<b>Anze Kopitar</b> (27-39=66)
2009-10	<b>Anze Kopitar</b> (34-47=81)
2010-11	<b>Anze Kopitar</b> (25-48=73)
2011-12	<b>Anze Kopitar</b> (25-51=76)
2012-13	<b>Anze Kopitar</b> (10-32=42)
2013-14	<b>Anze Kopitar</b> (29-41=70)
2014-15	<b>Anze Kopitar</b> (16-48=64)

Note: In 1995-96, Wayne Gretzky led the team with 81 points (15-66=81), but was traded to the St. Louis Blues after 62 games.

## UNSUNG HERO

This award is determined by the players and awarded to the player that contributed the most to the team yet did not get the proper recognition for his contributions.

1968-69	Brent Hughes
1969-70	Jimmy Peters
1970-71	Paul Curtis
1971-72	Norm Mackie (trainer)
1972-73	Larry Brown
1973-74	Frank St. Marseille
1974-75	Gary Edwards
1975-76	Neil Komadoski
1976-77	Mike Murphy
1977-78	Pete Sternkowski
1978-79	Rob Palmer
1979-80	Mike Murphy
1980-81	Larry Murphy
1981-82	John Paul Kelly
1982-83	John Paul Kelly
1983-84	Anders Hakansson
1984-85	Phil Sykes
1985-86	Bryan Erickson Phil Sykes
1986-87	Roland Melanson
1987-88	Tom Laidlaw
1988-89	Tim Watters
1989-90	Dave Taylor
1990-91	Dave Taylor
1991-92	Charlie Huddy
1992-93	Pat Conacher
1993-94	Kelly Hrudey
1994-95	Pat Conacher
1995-96	Steven Finn
1996-97	Byron Dafeo
1997-98	Mattias Norstrom
1998-99	Mattias Norstrom
1999-00	Mattias Norstrom
2000-01	Jaroslav Modry
2001-02	Aaron Miller
2002-03	Derek Armstrong
2003-04	Trent Klatt
2004-05	DNP – Lockout
2005-06	Craig Conroy
2006-07	Tom Kostopoulos
2007-08	Jeff Giuliano
2008-09	Michal Handzus
2009-10	Michal Handzus
2010-11	<b>Matt Greene</b>
2011-12	<b>Trevor Lewis</b> Rob Scuderi
2012-13	<b>Trevor Lewis</b>
2013-14	<b>Trevor Lewis</b>
2014-15	<b>Trevor Lewis</b> <b>Tyler Toffoli</b>

## JIM FOX COMMUNITY SERVICE

The Jim Fox Community Service Award is determined by the Kings Care Foundation and given annually to the player that best exemplifies strong community outreach by actively working with local youth organizations and community groups to increase awareness and raise funds to support the Kings community signature initiatives – education, health-related causes and recreation.

1988-89	Jim Fox
1989-90	Dave Taylor
1990-91	Dave Taylor
1991-92	Luc Robitaille
1992-93	Tony Granato Marty McSorley Luc Robitaille Dave Taylor
1993-94	Dave Taylor
1994-95	Tony Granato
1995-96	Rob Blake Eric Lacroix
1996-97	Dan Bylsma Byron Dafeo
1997-98	Luc Robitaille
1998-99	Rob Blake Sean O'Donnell
1999-00	Rob Blake
2000-01	Kelly Buchberger Stu Grimson
2001-02	Jamie Storr
2002-03	Craig Johnson Jamie Storr
2003-04	Ian Laperriere
2004-05	DNP – Lockout
2005-06	Jeremy Roenick
2006-07	Derek Armstrong
2007-08	Derek Armstrong
2008-09	<b>Dustin Brown</b>
2009-10	<b>Dustin Brown</b>
2010-11	<b>Dustin Brown</b>
2011-12	Jonathan Bernier
2012-13	<b>Jonathan Quick</b>
2013-14	<b>Jonathan Quick</b>
2014-15	<b>Tyler Toffoli</b>

## DARYL EVANS

### YOUTH HOCKEY SERVICE

The winner of the Daryl Evans Youth Hockey Service Award is selected by the Kings Hockey Development Department and given annually to the player that is determined to continue the club's efforts in growing the game of hockey in our area.

2014-15	Jarret Stoll
---------	--------------

# KINGS ALL-TIME ROSTER

## PLAYER

## POS

## YEARS

## UNI #

<b>- A -</b>				
1	Abgrall, Dennis	RW	1975-76	21
2	Ahola, Peter	D	1991-93	26
3	Allison, Jason	C	2001-04	41
4	Allison, Mike	C	1987-90	10
5	Amadio, Dave	D	1967-69	5, 3
6	Anderson, Jim	LW	1967-68	22
7	Anderson, Ron	RW	1968-69	20
8	Anderson, Russ	D	1983-85	4
9	<b>Andreoff, Andy</b>	LW	2014-15	15
10	Apps Jr., Syl	C	1977-80	14
11	Armstrong, Derek	C	2002-09	32, 7
12	Aubin, Jean-Sebastien	G	2007-08	37
13	Audette, Donald	RW	1998-00	34, 10
14	Aulin, Jared	C	2002-03	31
15	Avery, Sean	LW	2002-07	19
<b>- B -</b>				
16	Babych, Dave	D	1998-99	44
17	Bach, Ryan	G	1998-99	31
18	Backstrom, Ralph	C	1970-73	9
19	Barnes, Blair	RW	1982-83	14
20	Barney, Scott	RW	2002-04	62
21	Baron, Marco	G	1983-84	31
22	Barrett, Fred	D	1983-84	28
23	Barrie, Doug	D	1971-72	3
24	Barrie, Len	C	1999-00	19
25	Batyrshin, Ruslan	D	1995-96	45
26	Baumgartner, Ken	LW	1987-90	22
27	Beck, Barry	D	1989-90	21
28	Bednar, Jaroslav	LW	2001-03	7, 27
29	Bekar, Derek	RW	2002-03	58
30	Belanger, Eric	C	2000-06	25
31	Belanger, Ken	LW	2001-06	12, 77
32	Benning, Brian	D	1989-92	2
33	Berg, Aki	D	1995-98; 1999-01	5
34	Bergeron, J.C.	G	1996-97	32
35	Bernier, Jonathan	G	2007-08; 2009-13	45
36	Bernier, Serge	RW	1971-73	21
37	Berry, Bob	LW	1970-77	18
38	Berthiaume, Daniel	G	1990-92	36
39	Beverley, Nick	D	1978-79	23
40	Bjugstad, Scott	LW	1989-92	8
41	Blake, Jason	C	1988-01	11
42	Blake, Mike	G	1981-84	29, 30, 31
43	Blake, Rob	D	1989-01; 2006-08	4
44	Blight, Rick	RW	1982-83	21
45	Blomsten, Arto	D	1994-96	35
46	Bodger, Doug	D	1998-99	8
47	Bonar, Dan	C	1980-83	8, 44
48	Boucher, Philippe	D	1994-02	26, 28, 43
49	Bourne, Bob	C	1986-88	14
50	Boyle, Brian	C	2007-09	22
51	Bozek, Steve	LW	1981-83	26
52	Breault, Frank	RW	1990-93	24
53	Brennan, Dan	LW	1983-84; 1985-86	25
54	Brennan, Kip	LW	2001-04	37
55	Brennan, Rich	D	2000-01	26
56	Broten, Neal	C	1996-97	10
57	<b>Brown, Dustin</b>	RW	2003-15	23
58	Brown, Jim	D	1982-83	2
59	Brown, Kevin	RW	1994-96	8, 7
60	Brown, Larry	D	1972-78	3
61	Brown, Rob	RW	1994-95	9
62	Brust, Barry	G	2006-07	32
63	Buchberger, Kelly	LW	1999-02	9

## PLAYER

## POS

## YEARS

## UNI #

64	Burke, Sean	G	2006-07	1
65	Burridge, Randy	LW	1994-95	44
66	Buskas, Rod	D	1990-92	77
67	Byers, Mike	RW	1970-72	24, 12
68	Bylsma, Dan	LW	1995-00	42
<b>- C -</b>				
69	Cahan, Larry	D	1968-71	14, 3
70	Calder, Kyle	LW	2007-09	19
71	Cammalleri, Michael	LW	2002-08	13
72	Campbell, Andrew	D	2013-14	81
73	Campbell, Bryan	C	1967-70	12, 7
				11, 22
74	Carcillo, Daniel	LW	2013-14	17
75	Carlin, Brian	LW	1971-72	12
76	Carlson, Steve	C	1979-80	10
77	Caron, Jacques	G	1967-69	30, 1
78	Carpenter, Bob	C	1986-89	21, 11
79	Carr, Gene	C	1973-78	12
80	Carriere, Larry	D	1977-78	25
81	Carson, Jimmy	C	1986-88; 1992-94	17, 12
82	Carter, Anson	RW	2003-04	11
83	<b>Carter, Jeff</b>	C	2011-15	77
84	Cechmanek, Roman	G	2003-04	32
85	Chabot, Frederic	G	1997-98	31
86	Chapdelaine, Rene	D	1990-93	63, 8
87	Chartrand, Brad	LW	1999-04	29
88	Chartraw, Rick	D	1980-83	2, 27
89	Chorney, Marc	D	1983-84	3
90	Chouinard, Mathieu	G	2003-04	46
91	Christoff, Steve	RW	1983-84	12
92	Churla, Shane	RW	1995-96	72, 11
93	Chychrun, Jeff	D	1991-93	6
94	Clarke, Noah	RW	2003-07	39, 25
95	Cliche, Marc-Andre	C	2009-10	67
96	<b>Clifford, Kyle</b>	LW	2010-15	13
97	Clippingdale, Steve	LW	1976-77	15
98	Cloutier, Dan	G	2006-08	39
99	Clune, Rich	LW	2009-10	56
100	Coffey, Paul	D	1991-93	77
101	Conacher, Pat	C	1992-96	15
102	Conroy, Craig	C	2005-07	22
103	Convery, Brandon	C	1998-99	11
104	Corbett, Mike*	RW	1967-68	22
105	Corkum, Bob	C	1999-01	17, 19
106	Corrigan, Mike	RW	1967-68; 1969-70; 1971-76	19, 17, 11
107	Corvo, Joe	D	2002-06	26, 27, 6
108	Courtinall, Russ	RW	1997-99	19
109	Cousineau, Marcel	G	1999-00	34
110	Couturier, Sylvain	C	1988-92	12
111	Cowan, Jeff	LW	2003-07	8, 15
112	Cowie, Rob	D	1994-96	77
113	Crashley, Bart	D	1975-76	2
114	Crossman, Doug	D	1988-89	4
115	Croteau, Gary	LW	1968-70	23, 11
116	Crowder, Keith	RW	1989-90	23
117	Crowder, Troy	RW	1994-96	55
118	Crowe, Phil	LW	1993-94	23
119	Currie, Dan	LW	1993-94	37
120	Currie, Glen	C	1985-86; 1987-88	21, 22
121	Curtis, Paul	D	1970-73	6
<b>- D -</b>				
122	Dafeo, Byron	G	1995-96	31, 34
123	Dallman, Kevin	D	2006-08	38
124	Deadmarsh, Adam	RW	2001-04	28
125	Degray, Dale	D	1988-89	24

ALL-TIME RECORDS



# KINGS ALL-TIME ROSTER

PLAYER	POS	YEARS	UNI #
126 Dejordy, Denis	G	1969-72	30
127 DeMarco, Ab	D	1975-77	2
128 Demitra, Pavol	RW	2005-06	38
129 Dempsey, Nathan	D	2005-06	10
130 Desjardins, Gerry	G	1968-70	30
131 Dineen, Peter	D	1986-87	25, 21
132 Dionne, Marcel	C	1975-87	16
133 DiPietro, Paul	C	1996-97	37
134 Donato, Ted	LW	2001-02	15
135 Donnelly, Mike	LW	1990-95	23, 11
136 Doughty, Drew	D	2008-15	8
137 Drewiske, Davis	D	2008-13	44
138 Druce, John	RW	1993-96	19
139 Duchesne, Steve	D	1986-91; 1998-99	28
140 Duff, Dick	LW	1969-71	7
141 Dufour, Marc	RW	1968-69	22
142 Dufresne, Donald	D	1993-94	29
143 Duguay, Ron	RW	1987-89	44
144 Duncanson, Craig	LW	1985-90	25, 12, 26
<b>- E -</b>			
145 Edestrand, Darryl	D	1977-79	25
146 Edwards, Gary	G	1971-77	1
147 Elik, Todd	C	1989-91	6
148 Eliot, Darren	G	1984-87	35
149 Elkins, Corey	C	2009-10	47
150 Ellerby, Keaton	D	2012-13	5
151 Ellis, Matt	LW	2007-08	8
152 Eloranta, Mikko	LW	2001-03	42
153 Emerson, Nelson	RW	1999-02	17, 7, 19
154 Engblom, Brian	D	1983-86	5
155 English, John	D	1987-88	26
156 Erickson, Bryan	RW	1985-88	15
157 Ersberg, Erik	G	2007-10	31
158 Evans, Daryl	RW	1981-85	15
<b>- F -</b>			
159 Fenton, Paul	LW	1987-89	8
160 Ferraro, Ray	C	1995-99	20, 26
161 Finn, Steven	D	1995-97	29
162 Fiset, Stephane	G	1996-01	35
163 Fitzpatrick, Mark	G	1988-89	29
164 Flett, Bill	RW	1967-72	17, 9
165 Flinn, Ryan	LW	2001-06	49
166 Foley, Gerry	RW	1968-69	22
167 Fortier, Marc	C	1992-93	8, 26
168 Fox, Jim	RW	1980-90	19, 4
169 Fraser, Colin	C	2011-14	24
170 Frattin, Matt	RW	2013-14	21
171 Frolov, Alexander	LW	2002-10	24
172 Fuhr, Grant	G	1994-95	31
173 Fukufuji, Yutaka	G	2006-07	33
<b>- G -</b>			
174 Gaborik, Marian	RW	2013-15	12
175 Gagne, Simon	LW	2011-13	12
176 Galley, Garry	D	1984-87; 1997-00	3
177 Gans, Dave	C	1982-83; 1985-86	15
178 Garland, Scott	C	1978-79	20
179 Garon, Mathieu	G	2005-07	31
180 Gauthier, Denis	D	2008-09	21
181 Gauthier, Gabe	C	2006-08	37, 52
182 Germain, Eric	D	1987-88	4
183 Gibbs, Barry	D	1979-80	23
184 Gibson, John	D	1980-82	27, 28
185 Gilhen, Randy	C	1991-92	15
186 Giroux, Pierre	C	1982-83	22

PLAYER	POS	YEARS	UNI #
187 Giuliano, Jeff	C	2005-06; 2007-08	53, 29
188 Gladney, Bob	D	1982-83	2
189 Gleason, Tim	D	2003-06	42
190 Glennie, Brian	D	1978-79	4, 24
191 Goldup, Glenn	LW	1976-82	21
192 Goring, Butch	C	1969-80	19
193 Gosselin, Mario	G	1989-90	31
194 Goverde, Dave	G	1991-94	43
195 Grahame, Ron	G	1978-81	30
196 Granato, Tony	LW	1989-96	14, 21
197 Grant, Danny	RW	1977-79	15
198 Grattton, Dan	LW	1987-88	38, 32
199 Gray, Terry	RW	1967-68	7
200 Grebeshkov, Denis	D	2003-06	38, 37
201 Green, Josh	LW	1998-99	47, 21
202 Greene, Matt	D	2008-15	2
203 Grenier, Lucien	RW	1970-72	14
204 Gretchky, Wayne	C	1988-96	99
205 Grieve, Brent	LW	1996-97	41
206 Grimson, Stu	LW	2000-01	32
207 Gruhl, Scott	LW	1981-83	9, 21, 10, 14
208 Guay, Paul	RW	1985-89	12, 8, 12
<b>- H -</b>			
209 Hachborn, Len	C	1985-86	14
210 Hakansson, Anders	LW	1983-86	21
211 Halkidis, Bob	D	1989-91	22
212 Halpern, Jeff	C	2009-10	22
213 Halward, Doug	D	1978-81	3
214 Hamel, Gilles	LW	1988-89	8
215 Hammond, Ken	D	1984-88	2, 6, 4, 3, 39
216 Hampton, Rick	D	1978-80	27
217 Handzus, Michal	C	2007-11	26
218 Hangsleben, Al	LW	1981-82	9
219 Hardy, Mark	D	1979-88; 1992-94	26, 20, 25, 5, 24
220 Harper, Terry	D	1972-75	2
221 Harris, Billy	RW	1979-82; 1983-84	9, 14
222 Harrold, Peter	D/F	2006-11	49, 5
223 Hauser, Adam	G	2005-06	45
224 Hayward, Rick	D	1990-91	46
225 Healy, Glenn	G	1985-89	29, 35
226 Heaslip, Mark	RW	1978-79	26
227 Heidt, Mike	D	1983-84	28
228 Heinze, Steve	RW	2001-03	57
229 Helander, Peter	D	1982-83	3
230 Heward, Jamie	D	2006-07	6
231 Hextall, Dennis	LW	1969-70	12
232 Hicke, Ernie	LW	1977-78	9
233 Hiller, Jim	RW	1992-93	27
234 Hillman, Larry	D	1971-72	3
235 Hnilicka, Milan	G	2003-04	1
236 Hocking, Justin	D	1993-94	51
237 Hoene, Phil	LW	1972-75	14, 21
238 Hoffer, Jim	D	1988-89	14
239 Hoganson, Dale	D	1969-72	4, 2
240 Holland, Jason	D	2001-04	53
241 Holmes, Warren	C	1981-84	28, 22
242 Holt, Randy	D	1978-80	23, 4
243 Hopkins, Dean	RW	1979-83	12
244 Houda, Doug	D	1993-94	6
245 Houston, Ken	RW	1983-84	25
246 Howell, Harry	D	1970-73	25, 5
247 Howse, Don	LW	1979-80	20, 25
248 Hruedy, Kelly	G	1988-96	32
249 Huard, Bill	LW	1999-00	28

# KINGS ALL-TIME ROSTER

PLAYER	POS	YEARS	UNI #
250 Huddy, Charlie	D	1991-95	22
251 Huet, Cristobal	G	2002-04	35
252 Hughes, Brent	D	1967-70	4, 5
253 Hughes, Howie	RW	1967-70	10
254 Hunter, Trent	RW	2011-12	47
255 Hutchison, Dave	D	1974-78	4
<b>- I -</b>			
256 Inglis, Billy	C	1967-69	22
257 Irvine, Ted	LW	1967-70	15
258 Isaksson, Ulf	LW	1982-83	28
259 Ivanans, Raitis	LW	2006-10	41
<b>- J -</b>			
260 Jackman, Tim	RW	2006-07	43
261 Jaks, Pauli	G	1994-95	36
262 James, Connor	C	2005-06	56
263 Janecyk, Bob	G	1984-89	1
264 Jarvis, Wes	C	1983-84	26
265 Jay, Bob	D	1993-94	50
266 Jenkins, Dean	RW	1983-84	22
267 Jensen, Al	G	1986-87	29
268 Jensen, Steve	LW	1978-82	22
269 Johansen, Trevor	D	1981-82	2
270 Johnson, Craig	LW	1995-03	23
271 Johnson, Jack	D	2006-12	33, 3
272 Johnson, Jim	C	1971-72	8
273 Johnson, Matt	LW	1994-99	34, 17
274 Johnston, Larry	D	1967-68	5
275 Jokinen, Olli	C	1997-99	21, 12
276 Jones, Brad	LW	1990-91	47
277 Jones, Martin	G	2013-15	31
278 Jones, Randy	D	2009-10	12
279 Joyal, Eddie	C	1967-72	16
<b>- K -</b>			
280 Kaberle, Frantisek	D	1999-00	2
281 Kanko, Petr	RW	2005-06	48
282 Kannegiesser, Sheldon	D	1973-77	6
283 Karalahti, Jere	D	1999-02	8
284 Karjalainen, Kyosti	RW	1991-92	14
285 Kasper, Steve	C	1988-91	11
286 Keans, Doug	G	1979-83	31, 30
287 Kelly, John Paul	LW	1979-86	17
288 Kelly, Steve	C	2000-04	11
289 Kennedy, Dean	D	1982-89	6
290 Khristich, Dimitri	LW	1995-97	8
291 Kilrea, Brian	C	1967-68	19
292 King, Dwight	LW	2010-15	74
293 Klatt, Trent	RW	2003-04	26
294 Klemm, Jon	D/RW	2007-08	25
295 Klima, Petr	LW	1996-97	83
296 Knickle, Rick	G	1992-94	1
297 Komadoski, Neil	D	1972-78	24, 23
298 Kontos, Chris	RW	1987-89	33, 15
299 Kopitar, Anze	C	2006-15	11
300 Korab, Jerry	D	1979-83	5, 4
301 Kostopoulos, Tom	RW	2005-07	29
302 Kozak, Don	RW	1972-78	24
303 Krake, Skip	C	1968-70	7
304 Krushelnyski, Mike	C	1988-91	26
305 Kudelski, Bob	RW	1987-93	33, 37
306 Kurri, Jari	RW	1991-96	17
307 Kuznetsov, Maxim	D	2002-04	6
<b>- L -</b>			
308 LaBarbera, Jason	G	2005-06; 2007-09	35
309 Labossiere, Gord	C	1967-71	20, 12, 9
310 Lacroix, Eric	LW	1994-96;	

PLAYER	POS	YEARS	UNI #
311 LaFayette, Nathan	C	1995-99	28, 29
312 LaForest, Bob	RW	1983-84	10
313 Laidlaw, Tom	D	1986-90	3
314 Lang, Robert	C	1992-96	13
315 Langevin, Dave	D	1986-87	25
316 Laperriere, Ian	RW/C	1995-04	22
317 Lapointe, Rick	D	1984-86	28
318 Larocque, Denis	D	1987-88	5
319 Larouche, Steve	C	1995-96	20
320 Laskoski, Gary	G	1982-84	29
321 Laughlin, Craig	RW	1987-88	81
322 LaVallee, Kevin	LW	1983-84	14, 15
323 Lavigne, Eric	D	1994-95	38
324 Lavoie, Dominic	D	1993-94	42
325 Ledyard, Grant	D	1985-88	4
326 Legace, Manny	G	1998-99	32
327 Lemieux, Jacques	D	1967-70	4
328 Lemieux, Real	LW	1967-74	9, 7
329 Lessard, Mario	G	1978-84	1
330 Lesuk, Bill	LW	1971-74	16
331 Leveque, Guy	C	1992-94	28
332 Lewis, Dave	D	1979-83	26, 25
333 Lewis, Trevor	C	2008-15	61, 22
334 Liba, Igor	RW	1988-89	23
335 Lilja, Andreas	D	2000-03	6
336 Lindholm, Mikael	C	1989-90	51
337 Loach, Lonnie	LW	1992-93	29
338 Logan, Bob	RW	1988-89	17
339 Loktionov, Andrei	C	2009-12	48, 12, 48
340 Long, Barry	D	1972-74	22
341 Lonsberry, Ross	LW	1969-72	8
342 Luce, Don	C	1980-81	23
343 Lukowich, Morris	LW	1985-87	10, 12
344 Lundmark, Jamie	C	2006-07	15
<b>- M -</b>			
345 MacDonald, Lowell	LW	1967-69	11
346 MacLean, Donald	C	1997-98	10
347 MacLellan, Brian	LW	1982-86	27
348 Mair, Adam	C	2000-02	24
349 Makela, Mikko	RW	1989-90	24
350 Maloney, Dan	LW	1972-75	17, 27
351 Manery, Randy	D	1977-80	2
352 Marinucci, Chris	C	1986-97	26
353 Marotte, Gilles	D	1969-74	4
354 Marson, Mike	LW	1979-80	9
355 Martin, Rick	LW	1980-82	10
356 Martinez, Alec	D	2009-15	53, 27
357 Mattsson, Markus	G	1982-84	30
358 McAlpine, Chris	D	2002-03	38
359 McBain, Jamie	D	2014-15	5
360 McBean, Wayne	D	1987-89	10
361 McCauley, Alyn	C	2006-07	10
362 McCosh, Shawn	RW	1991-92	50
363 McDonough, Al	RW	1970-72	22, 21
364 McDonough, Hubie	C	1988-90	39
365 McEachern, Shawn	LW	1993-94	51
366 McEwen, Mike	D	1983-84	2
367 McIntyre, John	C	1990-93	44
368 McKenna, Sean	RW	1985-88	10
369 McKenna, Steve	LW	1996-00	7
370 McNabb, Brayden	D	2014-15	3
371 McReynolds, Brian	C	1993-94	53, 26
372 McSorley, Marty	D	1988-93; 1993-96	
373 Melanson, Roland	G	1985-89	31
374 Menard, Howie	C	1967-69	19
375 Mickey, Larry	RW	1970-71	12
376 Mickelson, Cory	D	1971-72	2
377 Millen, Bill	C	1991-93	23



# KINGS ALL-TIME ROSTER

PLAYER	POS	YEARS	UNI #
378 Miller, Aaron	D	2000-07	3
379 Miller, Bob	C	1984-85	14
380 Miller, Jay	LW	1988-92	49, 29
381 Mitchell, Willie	D	2010-14	33
382 Modin, Fredrik	LW	2009-10	33
383 Modry, Jaroslav	D	1995-97; 1998-04; 2006-08	15, 33, 44
384 Moger, Sandy	RW	1997-99	45
385 Mokusak, Carl	LW	1984-85	12
386 Moller, Oscar	C	2008-11	9
387 Monahan, Garry	RW	1969-70	12
388 Monahan, Hartland	RW	1977-78	12
389 Mongrain, Bob	C	1985-86	23
390 Moreau, Ethan	LW	2011-12	17
391 Morgan, Jason	C	1996-98	52
392 Morrison, Dave	RW	1980-83	26, 21, 10
393 Moulson, Matt	LW	2007-09	28, 25
394 Moxey, Jim	RW	1976-77	15
395 Muir, Bryan	D	2003-04	2
396 Mulhern, Richard	D	1978-80	5
397 Mulvey, Paul	LW	1981-82	28
398 Murdoch, Bob	D	1973-79	5
399 Murphy, Larry	D	1980-84	5
400 Murphy, Mike	RW	1973-83	7
401 Murphy, Rob	C	1993-94	8
402 Murray, Brady	LW	2007-08	15
403 Murray, Glen	RW	1996-02	27
404 Murray, Jim	D	1967-68	4
405 Murray, Marty	C	2006-07	26
406 Muzzin, Jake	D	2010-11; 2012-15	6
<b>- N -</b>			
407 Nagy, Ladislav	LW	2007-08	47
408 Nechayev, Victor	C	1982-83	10
409 Nemecek, Jan	D	1998-00	54
410 Nevin, Bob	RW	1973-76	9
411 Nicholls, Bernie	C	1981-90	15, 10, 9
412 Nolan, Jordan	C	2011-15	71
413 Norris, Jack	G	1970-71	1
414 Norstrom, Mattias	D	1995-07	11, 14
415 Norton, Brad	D	2002-04	63
416 Nurminen, Kia	LW	1996-97	21
<b>- O -</b>			
417 O'Donnell, Sean	D	1994-00; 2008-10	6
418 O'Dwyer, Billy	C	1983-85	10
419 Olczyk, Ed	RW/C	1996-97	7
420 O'Sullivan, Patrick	LW	2006-09	12
<b>- P -</b>			
421 Paek, Jim	D	1993-94	7
422 Pageau, Paul	G	1980-81	32
423 Palffy, Ziggy	RW	1999-04	33
424 Palmer, Rob	D	1977-82	6
425 Parrish, Mark	RW	2005-06	37
426 Parros, George	RW	2005-06	57
427 Parse, Scott	LW	2009-12	63, 21
428 Pasin, Dave	LW	1988-89	14
429 Passmore, Steve	G	2000-01	31
430 Paterson, Joe	LW	1985-88	27
431 Pearson, Tanner	LW	2012-15	70
432 Penner, Dustin	LW	2010-13	25
433 Perreault, Yanic	C	1994-99	39, 44
434 Peters, Jimmy	C	1968-74	8, 18, 12
435 Petiot, Richard	D	2005-06	2
436 Petit, Michel	D	1994-96	24
437 Phair, Lyle	LW	1985-88	11, 27

PLAYER	POS	YEARS	UNI #
438 Pimes, Esa	C	2003-04	12
439 Piskula, Joe	D	2006-07	22
440 Playfair, Larry	D	1985-89	20, 23
441 Podollan, Jason	RW	1998-00	28, 37
442 Ponikarovskiy, Alexei	LW	2010-11	27
443 Popiel, Poul	D	1967-68	3
444 Potomski, Barry	LW	1995-97	40
445 Potvin, Felix	G	2000-02	39
446 Potvin, Jean	D	1970-72	23, 22
447 Potvin, Marc	RW	1992-94	27
448 Prajsler, Petr	D	1987-90	25
449 Preissing, Tom	D	2007-09	42
450 Price, Noel	D	1970-71	5
451 Pronger, Sean	C	1998-99	29
452 Pulford, Bob	LW	1970-72	20
453 Purcell, Teddy	RW	2007-10	54
454 Pushkarev, Konstantin	LW	2005-07	9
<b>- Q -</b>			
455 Quick, Jonathan	G	2007-15	32
456 Quincey, Kyle	D	2008-09	27
457 Quinn, Dan	C	1994-95	7
<b>- R -</b>			
458 Rasmussen, Erik	LW	2002-03	9, 27
459 Ravlich, Matt	D	1969-71	21
460 Redmond, Craig	D	1984-88	2
461 Redmond, Keith	LW	1993-94	44
462 Regehr, Robyn	D	2012-15	45
463 Reinprecht, Steven	C	1999-01	28
464 Richards, Mike	C	2011-15	10
465 Richardson, Brad	C	2008-13	15
466 Richmond, Steve	D	1988-89	42
467 Robinson, Doug	LW	1967-71	23, 11
468 Robinson, Larry	D	1989-92	19
469 Robitaille, Luc	LW	1986-94; 1997-01; 2003-06	20
470 Robitaille, Randy	C	2001-02	26
471 Rochefort, Leon	RW	1969-70	25
472 Roenick, Jeremy	C	2005-06	97
473 Rolfe, Dale	D	1967-70	6
474 Ronning, Cliff	C	2001-02	7
475 Rosa, Pavel	RW	1998-00; 2002-04	55
476 Rota, Randy	LW	1973-74	25
477 Ruskowski, Terry	C	1982-85	10, 8
478 Rutherford, Jim	G	1980-82	29
479 Rutledge, Wayne	G	1967-70	1
480 Ryan, Matt	C	2005-06	40
481 Rychel, Warren	LW	1992-95	10
<b>- S -</b>			
482 St. Laurent, Andre	C	1979-82	15
483 St. Marseille, Frank	RW	1972-77	14, 11
484 Sandstrom, Tomas	RW	1989-94	7
485 Sargent, Gary	D	1975-78	22
486 Sawchuk, Terry	G	1967-68	30
487 Schamehorn, Kevin	RW	1980-81	23
488 Schenn, Brayden	C	2009-11	55, 10
489 Schmidt, Chris	C	2002-03	51
490 Schneider, Mathieu	D	2000-03	10
491 Schultz, Dave	LW	1976-78	14
492 Schultz, Jeff	D	2013-15	55
493 Scott, Ron	G	1989-90	1
494 Scott, Travis	G	2000-01	45
495 Scrivens, Ben	G	2013-14	54
496 Scruton, Howard	D	1982-83	2
497 Scuderi, Rob	D	2009-13	7
498 Segal, Brandon	RW	2009-10	49

PLAYER	POS	YEARS	UNI #
499 Seguin, Steve	RW	1984-85	22
500 Sekera, Andrej	D	2014-15	7
501 Selwood, Brad	D	1979-80	20
502 Semchuk, Brandy	RW	1992-93	41
503 Shack, Eddie	LW	1969-71	23
504 Sheehan, Bobby	C	1981-82	15
505 Shevalier, Jeff	LW	1994-95; 1996-97	10, 19
506 Shore, Nick	C	2014-15	37
507 Short, Steve	D	1977-78	26
508 Shuchuk, Gary	RW	1992-96	14
509 Shutt, Steve	LW	1984-85	11
510 Sim, Jon	LW	2002-04	43
511 Simmer, Charlie	LW	1977-85	26, 11
512 Simmonds, Wayne	RW	2008-11	17
513 Simmons, Gary	G	1976-78	1, 31
514 Sims, Al	D	1981-83	3, 2, 29, 14
515 Sinisalo, Ilkka	LW	1990-92	9
516 Slaney, John	D	1995-97	27
517 Smith, Billy	G	1971-72	29
518 Smith, Brian	LW	1967-68	8, 12
519 Smith, Dennis	D	1990-91	10
520 Smith, Doug	C	1981-86	23
521 Smithson, Jerred	C	2002-04	52
522 Smolinski, Bryan	C	1999-03	21
523 Smyth, Brad	RW	1996-98	11
524 Smyth, Ryan	LW	2009-11	94
525 Snell, Chris	D	1994-95	29
526 Sopel, Brent	D	2005-07	5
527 Stamler, Lorne	LW	1976-78	27
528 Stanfield, Jim	LW	1969-72	10, 23
529 Stauber, Robb	G	1989-90; 1992-95	35
530 Stemkowski, Pete	C	1977-78	11
531 Stephenson, Shay	LW	2006-07	22
532 Stevens, Kevin	LW	1995-97	25
533 Stoll, Jarret	C	2008-15	28
534 Storr, Jamie	G	1994-03	31, 1
535 Straka, Martin	RW	2003-04	82
536 Strbak, Martin	D	2003-04	8
537 Stuart, Brad	D	2007-08	6
538 Stumpel, Jozef	C	2000-02; 2003-04	15
539 Sturm, Marco	LW	2010-11	10
540 Sydor, Darryl	D	1991-96	40, 25, 2
541 Sykes, Phil	LW	1983-89	14, 10, 7
<b>- T -</b>			
542 Tambellini, Jeff	LW	2005-06	51
543 Tardif, Patrice	RW	1995-96	37
544 Taylor, Daniel	G	2007-08	46
545 Taylor, Dave	RW	1977-94	18
546 Terrion, Greg	C	1980-82	14
547 Thomas, Scott	LW	2000-01	51
548 Thomlinson, Dave	LW	1993-95	52, 27
549 Thompson, Brent	D	1991-94	56, 3
550 Thomson, Jim	RW	1990-93	17, 25, 19
551 Thornton, Scott	LW	2006-08	27
552 Tocchet, Rick	RW	1994-96	92, 22
553 Todd, Kevin	C	1993-96	12
554 Toffoli, Tyler	C	2012-15	73
555 Tonelli, John	LW	1988-91	27
556 Tookey, Tim	C	1987-89	32, 15
557 Tredway, Brock*	RW	1981-82	10
558 Tripp, John	RW	2003-04	21
559 Tsygurov, Denis	D	1994-96	3
560 Tsyplakov, Vladimir	RW	1995-00	9
561 Tuer, Al	D	1985-86	26
562 Tukonen, Lauri	RW	2006-08	44, 34
563 Tuominen, Marko	RW	1999-01	12

PLAYER	POS	YEARS	UNI #
564 Turnbull, Ian	D	1981-82	3
565 Turner, Dean	D	1982-83	2
566 Tverdovsky, Oleg	D	2006-07	28
<b>- U -</b>			
567 Unger, Garry	C	1980-81	77, 27
<b>- V -</b>			
568 Vachon, Rogie	G	1971-78	30
569 Valicevic, Rob	C	2001-02	38
570 Van der Gulik, David	LW	2014-15	36
571 Venasky, Vic	C	1972-79	10
572 Vey, Linden	RW	2013-14	57
573 Visheau, Mark	D	1998-99	48
574 Visnovsky, Lubomir	D	2000-08	24, 17
575 Vlasak, Tomas	LW	2000-01	17
576 Volmar, Doug	RW	1972-73	8
577 Vopat, Jan	D	1995-98	3, 33
578 Vopat, Roman	C	1996-99	12, 29
579 Voynov, Slava	D	2011-15	26
<b>- W -</b>			
580 Waddell, Don	D	1980-81	29
581 Walker, Gordie	RW	1988-90	45, 14
582 Walker, Russ	RW	1976-78	26
583 Wall, Bob	D	1967-70	2
584 Ward, Dixon	LW	1993-94	9
585 Ward, Jason	RW	2006-07	22
586 Watters, Tim	D	1988-95	5
587 Weaver, Mike	D	2005-07	43, 8
588 Weeks, Steve	G	1991-92	1
589 Wells, Jay	D	1979-88	24
590 Westgarth, Kevin	RW	2008-09; 2010-12	33, 19
591 White, Bill	D	1967-70	21
592 Whyte, Sean	RW	1991-93	57, 9
593 Widing, Juha	C	1969-77	15
594 Wiemer, Jim	D	1988-89	2
595 Wilks, Brian	C	1984-87; 1988-89	26, 8, 17
596 Williams, Darryl	RW	1992-93	55
597 Williams, Dave	LW	1984-88	22
598 Williams, Justin	RW	2008-15	14
599 Williams, Tommy	LW	1973-79	17
600 Willsie, Brian	RW	2006-08	21
601 Wilson, Bert	LW	1975-80	8
602 Wilson, Murray	LW	1978-79	9
603 Witherspoon, Jim	D	1975-76	8
604 Woytowich, Bob	D	1971-72	2
<b>- Y -</b>			
605 Yachmenev, Vitali	RW	1995-98	43
606 Yushkevich, Dmitry	D	2002-03	36
<b>- Z -</b>			
607 Zeiler, John	RW	2006-09; 2010-11	73, 13, 29
608 Zhitnik, Alexei	D	1992-95	2
609 Zizka, Tomas	D	2002-04	5
610 Zmolek, Doug	D	1995-98	55, 2

\*Appeared only in Kings postseason games.

Note: Uniform #s are listed in the order that they were first worn by the player.

# KINGS ALL-TIME AMATEUR DRAFT CHOICES

**Larry Regan – General Manager from May 17, 1967 through December 17, 1973.**

1967			
Round	Player	Position	Overall
1	Rick Pagnutti	D	1st

1968			
Round	Player	Position	Overall
1	Jim McNally	D	7th

1969			
Round	Player	Position	Overall
2	Dale Hoganson	D	16th
3	Gregg Boddy	D	27th
4	Bruce Landon	G	39th
5	Butch Goring	C	51st

1970			
Round	Player	Position	Overall
2	Al McDonough	RW	24th
3	Terry Holbrook	RW	38th
5	Billy Smith	G	59th
6	Gerry Bradbury	C	73rd
7	Brian Carlin	LW	86th
8	Brian Chinnick	C	98th

1971			
Round	Player	Position	Overall
3	Vic Venasky	C	34th
4	Neil Komadoski	D	48th
5	Gary Crosby	C	62nd
6	Camille LaPierre	C	76th
7	Peter Harasym	LW	89th
7	Norm Dube	LW	90th
8	Lorne Stamler	LW	103rd

1972			
Round	Player	Position	Overall
2	Don Kozak	RW	20th
3	Dave Hutchison	D	36th
4	John Dobie	D	52nd
5	Bernie Germain	G	68th
6	Mike Usitalo	LW	84th
7	Glen Toner	LW	100th

1973			
Round	Player	Position	Overall
3	Russ Walker	RW	38th
4	Jim McCrimmon	D	54th
5	Dennis Abgrall	RW	70th
6	Blair MacDonald	RW	86th
7	Roly Kimble	G	102nd

**Jake Milford – General Manager from December 17, 1973 through May 26, 1977.**

1974			
Round	Player	Position	Overall
3	Gary Sargent	D	48th
4	Brad Winton	C	66th
5	John Paul Evans	C	84th
6	Marty Mathews	LW	102nd
7	Harvey Stewart	G	120th
8	John Held	D	137th
9	Mario Lessard	G	154th
10	Derrick Emerson	RW	169th
11	Jacques Locas	C	184th
12	Lindsay Thomson	C	197th
13	Craig Brickley	C	207th
14	Brad Kuglin	LW	217th

1975			
Round	Player	Position	Overall
1	Tim Young	C	16th
2	Terry Bucyk	RW	33rd
4	Andre Leduc	D	69th
5	Dave Miglia	D	87th
6	Bob Russell	C	105th

7	Dave Faulkner	C	123rd
8	Bill Reber	RW	141st
9	Sean Sullivan	D	157th
10	Brian Petrovek	G	172nd
11	Tom Goddard	RW	186th
12	Mario Viens	G	197th
13	Chuck Carpenter	C	203rd
14	Bob Fish	LW	207th
15	Dave Taylor	RW	210th
15	Robert Shaw	D	213th

1976			
Round	Player	Position	Overall
2	Steve Clippingdale	LW	21st
3	Don Moores	C	49th
4	Bob Mears	G	67th
5	Rob Palmer	D	85th
6	Larry McRae	G	103rd

**George Maguire – General Manager from May 28, 1977 through January 30, 1984.**

1977			
Round	Player	Position	Overall
5	Julian Baretta	G	84th
5	Warren Holmes	C	85th
6	Randy Rudnyk	RW	103rd
7	Bob Suter	D	120th

1978			
Round	Player	Position	Overall
5	Paul Mancini	LW	77th
6	Doug Keans	G	94th
7	Don Waddell	D	111th
8	Rob Mierkalns	C	128th
9	Rick Scully	RW	145th
10	Brad Thiessen	C	162nd
11	Jim Armstrong	LW	177th
12	Claude Larochelle	C	193rd

1979			
Round	Player	Position	Overall
1	Jay Wells	D	16th
2	Dean Hopkins	RW	29th
2	Mark Hardy	D	30th
3	John Paul Kelly	LW	50th
4	John Gibson	D	71st
5	Jim Brown	D	92nd
6	Jay McFarlane	D	113th

1980			
Round	Player	Position	Overall
1	Larry Murphy	D	4th
1	Jim Fox	RW	10th
2	Greg Terrion	LW	33rd
2	Dave Morrison	RW	34th
3	Steve Bozek	LW	52nd
4	Bernie Nicholls	C	73rd
5	Alan Graves	LW	94th
6	Darren Eliot	G	115th
7	Mike O'Connor	D	136th
8	Billy O'Dwyer	C	157th
9	Daryl Evans	LW	178th
10	Kim Collins	LW	199th

1981			
Round	Player	Position	Overall
1	Doug Smith	C	2nd
2	Dean Kennedy	D	39th
4	Marty Dallman	C	81st
6	Brad Thompson	D	123rd
7	Craig Hurley	D	134th
7	Peter Sawkins	D	144th
8	Dan Brennan	LW	165th
9	Al Tuer	D	186th
10	Jeff Baikie	LW	207th

# KINGS ALL-TIME AMATEUR DRAFT CHOICES

1982			
Round	Player	Position	Overall
2	Mike Heidt	D	27th
3	Steve Seguin	W	48th
4	Dave Gans	C	64th
4	Dave Ross	G	82nd
5	Darcy Roy	LW	90th
5	Ulf Isaksson	LW	95th
7	Victor Nechayev	C	132nd
8	Peter Helander	D	153rd
9	Dave Chartier	D	174th
10	John Franzosa	G	195th
11	Ray Shero	LW	216th
12	Mats Ullander	RW	237th

1983			
Round	Player	Position	Overall
3	Bruce Shobottom	D	47th
4	Guy Benoit	C	67th
5	Bob LaForest	RW	87th
5	Garry Galley	D	100th
6	Dave Lundmark	D	107th
6	Kevin Stevens	C	108th
7	Tim Burgess	D	127th
8	Ken Hammond	D	147th
9	Bruce Fishback	C	167th
10	Thomas Ahlen	D	187th
11	Jan Blaha	RW	207th
12	Chad Johnson	C	227th

**Rogie Vachon – General Manager from January 30, 1984 through June 25, 1992.**

1984			
Round	Player	Position	Overall
1	Craig Redmond	D	6th
2	Brian Wilks	C	24th
3	John English	D	48th
4	Tom Glavine	C	69th
5	David Grannis	RW	87th
6	Greg Strome	G	108th
7	Timothy Hanley	C	129th
8	Shannon Deegan	C	150th
9	Luc Robitaille	LW	171st
10	Jeff Crossman	C	191st
11	Paul Kenny	G	212th
12	Brian Martin	C	232nd

1985			
Round	Player	Position	Overall
1	Craig Duncanson	LW	9th
1	Dan Gratton	C	10th
2	Par Edlund	RW	30th
4	Perry Florio	D	72nd
5	Petr Prajsler	D	93rd
7	Tim Flanagan	RW	135th
8	John Hyduke	G	156th
9	Steve Horner	RW	177th
11	Trent Ciprick	RW	219th
12	Marian Horvath	LW	240th

1986			
Round	Player	Position	Overall
1	Jimmy Carson	C	2nd
3	Denis Larocque	D	44th
4	Sylvain Coururier	LW	65th
5	Brian Ferreira	LW	86th
6	Robb Stauber	G	107th
7	Sean Krakiwsky	RW	128th
8	Rene Chapdelaine	D	149th
9	Trevor Pochipinski	D	170th
10	Paul Kelly	D	191st
11	Russ Mann	D	212th
12	Brian Hayton	LW	233rd

1987			
Round	Player	Position	Overall
1	Wayne McBean	D	4th
2	Mark Fitzpatrick	G	27th
3	Ross Wilson	RW	43rd
5	Mike Vukonich	C	90th
6	Greg Batters	RW	111th
7	Kyosti Karjalainen	LW	132nd
9	Jeff Gawlicki	LW	174th
10	John Preston	C	195th
11	Rostislav Vlach	RW	216th
12	Mikael Lindholm	C	237th

1988			
Round	Player	Position	Overall
1	Martin Gelinis	LW	7th
2	Paul Holden	D	28th
3	John Van Kessel	RW	49th
4	Rob Blake	D	70th
5	Jeff Robison	D	91st
6	Micah Aivazoff	C	109th
6	Robert Larsson	D	112th
7	Jeff Kruesel	G	133rd
8	Timo Peltomaa	RW	154th
9	Jim Larkin	LW	175th
10	Brad Hyatt	D	196th
11	Doug Laprade	RW	217th
12	Joe Flanagan	C	238th

1989			
Round	Player	Position	Overall
2	Brent Thompson	D	39th
4	Jim Maher	D	81st
5	Eric Ricard	D	102nd
5	Thomas Newman	G	103rd
6	Daniel Rydmark	C	123rd
7	Ted Kramer	RW	144th
8	Sean Whyte	RW	165th
9	Jim Giacini	LW	182nd
9	Martin Maskarinec	D	186th
10	Jim Hiller	RW	207th
11	Steve Jacques	D	228th
12	Kevin Sneddon	D	249th

1990			
Round	Player	Position	Overall
1	Darryl Sydor	D	7th
2	Brandy Semchuk	RW	28th
3	Bob Berg	LW	49th
5	Dave Gerverde	G	91st
6	Erik Andersson	C	112th
7	Robert Lang	C	133rd
8	Dean Hulett	RW	154th
9	Dennis LeBlanc	C	175th
10	Patrik Ross	RW	196th
11	Kevin White	C	217th
12	Troy Mohns	D	238th

1991			
Round	Player	Position	Overall
2	Guy Leveque	C	42nd
4	Keith Redmond	LW	79th
4	Alexei Zhitnik	D	81st
5	Pauli Jaks	G	108th
6	Brett Seguin	C	130th
7	Kelly Fairchild	C	152nd
9	Craig Brown	G	196th
10	Mattias Olsson	D	218th
11	Andre Bouliane	G	240th
12	Michael Gaul	D	262nd

1992			
Round	Player	Position	Overall
2	Justin Hocking	D	39th
3	Sandy Allan	G	63rd
4	Kevin Brown	RW	87th

# KINGS ALL-TIME AMATEUR DRAFT CHOICES

5	Jeff Shevalier	LW	111th
6	Raymond "Rem" Murray	C/LW	135th
9	Magnus Wernblom	LW	207th
10	Ryan Pisiak	RW	231st
11	Jukka Tiilikainen	LW	255th

**Nick Beverley – General Manager from June 25, 1992 through May 18, 1994.**

Round	Player	Position	Overall
2	Shayne Toporowski	RW	42nd
3	Jeff Mitchell	RW	68th
4	Bob Wren	C	94th
5	Frederick Beaubien	G	105th
5	Jason Saal	G	117th
6	Jere Karalahti	D	146th
7	Justin Martin	RW	172nd
8	Travis Dillabough	C	198th
9	Martin Strbak	D	224th
10	Kimmo Timonen	D	250th
11	Patrick Howald	LW	276th

**Sam McMaster – General Manager from May 24, 1994 through April 22, 1997.**

Round	Player	Position	Overall
1	Jamie Storr	G	7th
2	Matt Johnson	LW	33rd
3	Vitali Yachmenev	RW	59th
5	Chris Schmidt	C	111th
7	Luc Gagne	RW	163rd
8	Andrew Dale	C	189th
9	Jan Nemecek	D	215th
10	Sergei Shalomai	LW	241st

Round	Player	Position	Overall
1	Aki Berg	D	3rd
2	Donald MacLean	C	33rd
2	Pavel Rosa	RW	50th
3	Vladimir Tsyplakov	LW	59th
5	Jason Morgan	C	118th
6	Igor Melyakov	LW	137th
7	Benoit Larose	D	157th
7	Juha Vuorivirta	C	163rd
9	Brian Stewart	D	215th

Round	Player	Position	Overall
2	Josh Green	LW	30th
2	Marian Cisar	RW	37th
3	Greg Phillips	C/RW	57th
4	Mikael Simons	C/RW	84th
4	Eric Belanger	C	96th
5	Jesse Black	D	120th
5	Peter Hogan	D	123rd
8	Stephen Valiquette	G	190th
8	Kai Nurminen	LW	193rd
9	Sebastien Simard	LW	219th

**Dave Taylor – General Manager from April 22, 1997 through April 18, 2006.**

Round	Player	Position	Overall
1	Olli Jokinen	C	3rd
1	Matt Zultek	C	15th
2	Scott Barney	C	29th
4	Joe Corvo	D	83rd
4	Sean Blanchard	D	99th
6	Richard Seeley	D	137th
6	Jeff Katcher	D	150th
8	Jay Kopischke	LW	193rd
9	Konrad Brand	D	220th

Round	Player	Position	Overall
1	Mathieu Biron	D	21st
2	Justin Papineau	C	46th
3	Alexey Volkov	G	76th
4	Kip Brennan	LW	103rd
5	Joe Rullier	D	133rd
6	Tomas Zizka	D	163rd
7	Tommi Hannus	C	190th
8	Jim Henkel	C	217th
9	Matthew Yeats	G	248th

Round	Player	Position	Overall
2	Andrei Shefer	LW	43rd
3	Jason Crain	D	74th
3	Frantisek Kaberle	D	76th
3	Cory Campbell	G	92nd
4	Brian McGrattan	RW	104th
4	Daniel Johansson	C	125th
5	Jean-Francois Noguees	G	133rd
7	Kevin Baker	RW	193rd
8	George Parros	RW	222nd
9	Noah Clarke	LW	250th

Round	Player	Position	Overall
1	Alexander Frolov	LW	20th
2	Andreas Lilja	D	54th
3	Yanick Lehoux	C	86th
4	Lubomir Visnovsky	D	118th
5	Nathan Marsters	G	165th
7	Evgeny Federov	C	201st
7	Tim Eriksson	C	206th
7	Craig Olynick	D	218th
8	Dan Welch	RW	245th
8	Flavien Conne	C	250th
9	Carl Grahn	G	282nd

Round	Player	Position	Overall
1	Jens Karlsson	RW	18th
1	David Steckel	C	30th
2	Michael Cammalleri	C	49th
2	Jaroslav Bednar	C	51st
3	Henrik Juntunen	RW	83rd
4	Richard Petiot	D	116th
5	Terry Denike	G	152nd
5	Tuukka Mantyla	D	153rd
7	Cristobal Huet	G	214th
8	Mike Gabinet	D	237th
9	Sebastien Laplante	G	277th

Round	Player	Position	Overall
1	Denis Grebeshkov	D	18th
2	Sergei Anshakov	LW	50th
3	Petr Kanko	RW	66th
4	Aaron Rome	D	104th
4	Mark Rooneem	LW	115th
5	Greg Hogeboom	RW	152nd
5	Joel Andresen	D	157th
6	Ryan Murphy	RW	185th
7	Mikhail Lyubushin	D	215th
8	Tuukka Pulliainen	C/W	248th
9	Connor James	C/W	279th

Round	Player	Position	Overall
1	Dustin Brown	RW	13th
1	Brian Boyle	C	26th
1	Jeff Tambellini	LW	27th
2	Konstantin Pushkarev	C	44th
3	Ryan Munce	G	82nd
5	Brady Murray	C	152nd

# KINGS ALL-TIME AMATEUR DRAFT CHOICES

6	Esa Pirnes	C	174th
8	Matt Zaba	G	231st
8	Mike Sullivan	C	244th
9	Martin Guerin	C	274th

Round	Player	Position	Overall
1	Lauri Tukonen	RW	11th
3	Paul Baier	D	95th
4	Ned Lukacevic	LW	110th
5	Eric Neilson	LW	143rd
6	Scott Parse	C	174th
7	Mike Curry	RW	205th
7	Daniel Taylor	G	221st
8	Yutaka Fukufuji	G	238th
9	Valtteri Tenkanen	C	264th

Round	Player	Position	Overall
1	Anze Kopitar	C	11th
2	Dany Roussin	LW	50th
2	T.J. Fast	D	60th
3	Jonathan Quick	G	72nd
5	Patrik Hersley	D	139th
6	Ryan McGinnis	D	184th
7	Josh Meyers	D	206th
7	John Seymour	C	226th

**Dean Lombardi – General Manager from April 21, 2006 to present.**

Round	Player	Position	Overall
1	Jonathan Bernier	G	11th
1	Trevor Lewis	C	17th
2	Joe Ryan	D	48th
3	Jeff Zatkoff	G	74th
3	Bud Holloway	C/RW	86th
4	Niclas Andersen	D	114th
5	David Meckler	C	134th
5	Martin Nolet	D	144th
6	Constantin Braun	LW	164th

Round	Player	Position	Overall
1	Thomas Hickey	D	4th
2	Oscar Moller	C	52nd
2	Wayne Simmonds	RW	61st
3	Bryan Cameron	C/RW	82nd
4	Alec Martinez	D	95th
4	Dwight King	C/LW	109th
5	Linden Rowat	G	124th
5	Joshua Turnbull	C	137th
7	Josh Kidd	D	184th
7	Matt Fillion	C/LW	188th

Round	Player	Position	Overall
1	Drew Doughty	D	2nd
1	Colten Teubert	D	13th
2	Slava Voynov	D	32nd
3	Robert Czarnik	C	63rd
3	Andrew Campbell	D	74th
3	Geordie Wudrick	LW	88th
5	Andrei Loktionov	C	123rd
6	Justin Azevedo	C	153rd
7	Garrett Roe	LW	183rd

Round	Player	Position	Overall
1	Brayden Schenn	C	5th
2	Kyle Clifford	LW	35th
3	Nicolas Deslauriers	D	84th
4	Jean-Francois Berube	G	95th
4	Linden Vey	RW	96th
5	David Kolomatsis	D	126th
6	Michael Pelech	C/LW	156th
6	Brandon Kozun	RW	179th
7	Jordan Nolan	C	186th
7	Nic Dowd	C	198th

Round	Player	Position	Overall
1	Derek Forbort	D	15th
2	Tyler Toffoli	C	47th
3	Jordan Weal	C	70th
5	Kevin Gravel	D	148th
6	Maxim Kitsyn	LW	158th

Round	Player	Position	Overall
2	Christopher Gibson	G	49th
3	Andy Andreoff	C	80th
3	Nick Shore	C	82nd
4	Michael Mersch	LW	110th
5	Joel Lowry	LW	140th
7	Michael Schumacher	LW	200th

Round	Player	Position	Overall
1	Tanner Pearson	LW	30th
4	Nikolay Prokhorkin	LW	121st
5	Colin Miller	D	151st
6	Tomas Hyka	RW	171st
6	Paul LaDue	D	181st
7	Nick Ebert	D	211th

Round	Player	Position	Overall
2	Valentin Zykov	LW	37th
4	Justin Auger	RW	103rd
4	Hudson Fasching	RW	118th
5	Patrik Bartosak	G	146th
5	Jonny Brodzinski	C	148th
6	Zachary Leslie	D	178th
7	Dominik Kubalik	LW	191st

Round	Player	Position	Overall
1	Adrian Kempe	LW	29th
2	Roland McKeown	D	50th
2	Alex Lintuniemi	D	60th
3	Michael Amadio	C	90th
4	Steven Johnson	D	120th
5	Alec Dillon	G	150th
6	Jake Marchment	C	157th
6	Matthew Mistelet	LW	180th
7	Spencer Watson	RW	209th
7	Jacob Middleton	D	210th

Round	Player	Position	Overall
2	Erik Cernak	D	43rd
3	Alexander Dergachyov	C	74th
4	Austin Wagner	LW	99th
5	Matt Schmalz	RW	134th
7	Chaz Reddekopp	D	187th
7	Matt Roy	D	194th

Note: The Kings hosted the 2010 NHL Entry Draft at STAPLES Center.



## KINGS ALL-TIME TRADES

**Larry Regan – General Manager from May 17, 1967 to December 17, 1973.**

**June 8, 1967** – Acquired the rights to Red Kelly from Toronto for Ken Block.

**June 16, 1967** – Acquired Trevor Fahey, Jim Murray and Ken Turlik from the New York Rangers for Barclay Plager.

**May 20, 1968** – Acquired Skip Krake from Boston for a first-round choice in the 1970 NHL Amateur Draft.

**June 11, 1968** – Acquired Myron Stankiewicz from St. Louis for Terry Gray.

**June 11, 1968** – Acquired Gerry Desjardins from Montreal for a first-round choice in the 1969 NHL Amateur Draft (later transferred to Minnesota) and the 1972 NHL Amateur Draft.

**July 1, 1968** – Acquired Larry Cahan from Montreal for Yves Locas and Brian D. Smith.

**October 10, 1968** – Acquired Jimmy Peters from Detroit for Terry Sawchuk.

**October 15, 1968** – Acquired Gary Croteau, Brian Murphy and Wayne Thomas from Toronto for Lou Deveau and Grant Moore.

**November 12, 1968** – Acquired Ron Anderson from Detroit for Poul Popiel.

**May 14, 1969** – Acquired Ross Lonsberry and Eddie Shack from Boston for Ken Turlik and first-round choices in both the 1971 and 1973 NHL Amateur Drafts.

**June 9, 1969** – Acquired Dennis Hextall and Leon Rochefort from the New York Rangers for Real Lemieux.

**September, 1969** – Acquired Roger Cote from Phoenix (WHL) for Jim Murray.

**January 24, 1970** – Acquired Dick Duff from Montreal for Dennis Hextall.

**February 20, 1970** – Acquired Brian Gibbons, Garry Monahan and Matt Ravlich from Detroit for Gary Croteau, Larry Johnston and Dale Rolfe.

**February 20, 1970** – Acquired Denis DeJordy, Gilles Marotte and Jim Stanfield from Chicago for Bryan Campbell, Gerry Desjardins and Bill White.

**February 28, 1970** – Acquired Real Lemieux and Juha Widing from the New York Rangers for Ted Irvine.

**May 11, 1970** – Acquired Ray Fortin from St. Louis for Bob Wall.

**May 20, 1970** – Acquired Mike Byers from Philadelphia for Brent Hughes.

**May 22, 1970** – Acquired Lucien Grenier, Larry Mickey and Jack Norris from Montreal for Gregg Boddy, Leon Rochefort and Wayne Thomas.

**September 3, 1970** – Acquired Bob Pulford from Toronto for Garry Monahan and Brian Murphy.

**November 25, 1970** – Acquired Mike McMahon and future considerations from Buffalo for Dick Duff and Eddie Shack.

**January 26, 1971** – Acquired Ralph Backstrom from Montreal for Ray Fortin and Gord Labossiere.

**June 13, 1971** – Acquired Larry Hillman from Philadelphia for Larry Mickey.

**November 4, 1971** – Acquired Rogie Vachon from Montreal for Denis DeJordy, Dale Hoganson, Noel Price and Doug Robinson.

**December 16, 1971** – Acquired Doug Barrie and Mike Keeler from Buffalo for Mike Byers and Larry Hillman.

**January 11, 1972** – Acquired Bob Woytowich from Pittsburgh for Al McDonough.

**January 28, 1972** – Acquired Serge Bernier, Jim Johnson and Bill Lesuk from Philadelphia for Bill Flett, Eddie Joyal, Ross Lonsberry and Jean Potvin.

**August 22, 1972** – Acquired Terry Harper from Montreal for a second-round choice in the 1974 NHL Amateur Draft, first and third-round choices in the 1975 NHL Amateur Draft and a first-round choice in the 1976 NHL Amateur Draft.

**December 15, 1972** – Acquired John Van Horlick from Portland (WHL) for Mike Keeler, Jim Stanfield and Glen Toner.

**January 22, 1973** – Acquired Frank St. Marseille from St. Louis for Paul Curtis.

**February 26, 1973** – Acquired Dan Maloney from Chicago for Ralph Backstrom.

**May 29, 1973** – Acquired Bob Murdoch and Randy Rota from Montreal for a first-round choice in the 1974 NHL Amateur Draft and cash.

**November 30, 1973** – Acquired Sheldon Kannegiesser, Mike Murphy and Tommy Williams from the New York Rangers for Gilles Marotte and Real Lemieux.

**Jake Milford – General Manager from December 17, 1973 through May 26, 1977.**

**February 9, 1974** – Acquired Roger Pelletier and cash from Philadelphia for Doug Volmar.

**February 15, 1974** – Acquired Gene Carr from the New York Rangers for a first-round choice in the 1977 NHL Amateur Draft.

**June 23, 1975** – Acquired Bart Crashey and the rights to Marcel Dionne from Detroit for Terry Harper, Dan Maloney and a second-round choice (later transferred to Minnesota) in the 1976 NHL Amateur Draft.

**August 15, 1975** – Acquired a second-round choice in the 1976 NHL Amateur Draft (Steve Clippingdale) from Minnesota for Tim Young.

**January 14, 1976** – Acquired Ab DeMarco from Vancouver for a second-round choice (later transferred to Atlanta) in the 1977 NHL Amateur Draft.

**March 6, 1976** – Acquired Bert Wilson and the rights to Curt Brackenbury from St. Louis for cash.

**May 28, 1976** – Acquired John Campbell from the New York Rangers for Mark Heaslip.

**June 12, 1976** – Acquired Glenn Goldup and a third-round choice in the 1978 NHL Amateur Draft (later transferred to Detroit) from Montreal for a third-round choice in the 1977 NHL Amateur Draft and a first-round choice in the 1978 NHL Amateur Draft.

## KINGS ALL-TIME TRADES

**September 29, 1976** – Acquired Dave Schultz from Philadelphia for a fourth-round choice in the 1977 NHL Amateur Draft and a second-round choice (later transferred to Colorado) in the 1978 NHL Amateur Draft.

**October 18, 1976** – Acquired a fifth-round choice in the 1977 NHL Amateur Draft (Julian Baretta) from Pittsburgh for Mike Corrigan.

**January 22, 1977** – Acquired Jim Moxey and Gary Simmons from Cleveland for Gary Edwards and Juha Widing.

**May 23, 1977** – Acquired Randy Manery from Atlanta for Ab DeMarco.

**George Maguire – General Manager from May 28, 1977 through January 30, 1984.**

**June 17, 1977** – Acquired Steve Short from Philadelphia for future considerations.

**November 2, 1977** – Acquired Syl Apps, Jr. and Hartland Monahan from Pittsburgh for Gene Carr, Dave Schultz and a fourth-round choice in the 1978 NHL Amateur Draft.

**November 21, 1977** – Acquired Larry Carriere from Vancouver for Sheldon Kannegiesser.

**January 9, 1978** – Acquired Danny Grant from Detroit for a third-round choice in the 1978 NHL Amateur Draft and the rights to Barry Long.

**January 14, 1978** – Acquired a second-round choice in the 1980 NHL Entry Draft (Greg Terrion) from St. Louis for Neil Komadoski.

**June 14, 1978** – Acquired Scott Garland, Brian Glennie, Kurt Walker and a second-round choice in the 1979 NHL Entry Draft (Mark Hardy) from Toronto for Dave Hutchison and Lorne Stampler.

**July 10, 1978** – Acquired Rick Hampton, Dave Gardner and Steve Jensen from Minnesota for the signing of Gary Sargent.

**September 18, 1978** – Acquired Doug Halward from Boston for future considerations.

**October 5, 1978** – Acquired Murray Wilson and a first-round choice in the 1979 NHL Entry Draft (Jay Wells) from Montreal for a first-round choice in the 1981 NHL Entry Draft.

**October 9, 1978** – Acquired Ron Grahame from Boston for a first-round choice in the 1979 NHL Entry Draft.

**November 18, 1978** – Acquired a fourth-round choice in the 1982 NHL Entry Draft (Dave Gans) from Colorado for Nick Beverley.

**December 6, 1978** – Acquired Steve Carlson from Detroit for Steve Short.

**December 31, 1978** – Acquired Randy Holt from Vancouver for Don Kozak.

**January 16, 1979** – Acquired Richard Mulhern and a second-round choice in the 1980 NHL Entry Draft (Dave Morrison) from Atlanta for Bob Murdoch and a second-round choice in the 1980 NHL Entry Draft.

**June 11, 1979** – Acquired Mike Marson from Washington for Steve Clippingdale.

**August 16, 1979** – Acquired Barry Gibbs from the New York Islanders for future considerations (Tommy Williams).

**August 22, 1979** – Acquired Andre St. Laurent, a first-round choice in the 1980 NHL Entry Draft (Larry Murphy) and a first-round choice in the 1981 NHL Entry Draft (Doug Smith) from Detroit as compensation for the signing of Dale McCourt.

**September 14, 1979** – Acquired Brad Selwood and a fourth-round choice in the 1982 NHL Entry Draft (Dave Gans) from Montreal for a fourth-round choice in the 1982 NHL Entry Draft.

**March 10, 1980** – Acquired Jerry Korab from Buffalo for a first-round choice in the 1982 NHL Entry Draft.

**March 10, 1980** – Acquired Billy Harris and Dave Lewis from the New York Islanders for Butch Goring.

**June 6, 1980** – Acquired Garry Unger from Calgary for Randy Holt and Bert Wilson.

**February 17, 1981** – Acquired Rick Chartraw from Montreal for a second-round choice in the 1983 NHL Entry Draft.

**March 8, 1981** – Acquired future considerations (Gary Bromley) and a fifth-round choice in the 1982 NHL Entry Draft (Ulf Isaksson) from Vancouver for Doug Halward.

**March 10, 1981** – Acquired Don Luce from Buffalo for a sixth-round choice in the 1982 NHL Entry Draft and cash.

**March 10, 1981** – Acquired Rick Martin from Buffalo for a third-round choice in the 1981 NHL Entry Draft and a first-round choice in the 1983 NHL Entry Draft.

**March 10, 1981** – Acquired Jim Rutherford from Toronto for a fifth-round choice in the 1981 NHL Entry Draft.

**March 10, 1981** – Acquired a seventh-round choice (Craig Hurley) in the 1981 NHL Entry Draft from Edmonton for Garry Unger.

**August 10, 1981** – Acquired Bob Gladney and a sixth-round choice in the 1983 NHL Entry Draft (Kevin Stevens) from Toronto for Don Luce.

**August 10, 1981** – Acquired a fifth-round choice in the 1983 NHL Entry Draft (Garry Galley) from Edmonton for Jay MacFarlane.

**November 11, 1981** – Acquired Ian Turnbull from Toronto for John Gibson and Billy Harris.

**June 22, 1982** – Acquired Blair Barnes from Edmonton for Paul Mulvey.

**October 19, 1982** – Acquired a fourth-round choice in the 1983 NHL Entry Draft (later traded to Detroit) from Toronto for Greg Terrion.

**October 24, 1982** – Acquired Terry Ruskowski from Chicago for Larry Goodenough and a third-round choice in the 1984 NHL Entry Draft.

**December 7, 1982** – Acquired Rick Blight from Edmonton for Alan Hangsleben.

**February 23, 1983** – Acquired Markus Mattsson from Minnesota for a third-round choice in the 1985 NHL Entry Draft.

**June 20, 1983** – Acquired Kevin LaVallee and Carl Mokosak from Calgary for Steve Bozek.

**September 9, 1983** – Acquired Anders Hakansson from Pittsburgh for the rights to Kevin Stevens.

**October 3, 1983** – Acquired Fred Barrett and Steve Christoff from Minnesota for Dave Lewis.



## KINGS ALL-TIME TRADES

**October 15, 1983** – Acquired Marc Chorney from Pittsburgh for a sixth-round choice in the 1985 NHL Entry Draft.

**October 18, 1983** – Acquired Brian Engblom and Ken Houston from Washington for Larry Murphy.

**November 17, 1983** – Acquired Mike McEwen from the New York Islanders for a fourth-round choice in the 1984 NHL Entry Draft (originally from Detroit).

**January 3, 1984** – Acquired Marco Baron from Boston for Bob LaForest.

**Rogie Vachon – General Manager from January 30, 1984 through June 25, 1992.**

**June 9, 1984** – Acquired Bob Janecyk, a first-round choice in the 1984 NHL Entry Draft (Craig Redmond), a third-round choice in the 1984 NHL Entry Draft (John English) and a fourth-round choice in the 1984 NHL Entry Draft (Tom Glavine) from Chicago for a first-round choice in the 1984 NHL Entry Draft and a fourth-round choice in the 1984 NHL Entry Draft.

**October 24, 1984** – Acquired a first-round choice in the 1985 NHL Entry Draft (Dan Gratton) from Boston for Charlie Simmer.

**November 18, 1984** – Acquired Steve Shutt from Montreal for a 10th-round choice in the 1985 NHL Entry Draft.

**March 12, 1985** – Acquired Dave Williams from Detroit for cash.

**September 9, 1985** – Acquired Glen Currie from Washington for Daryl Evans.

**October 11, 1985** – Acquired Paul Guay and a fourth-round choice in the 1986 NHL Entry Draft (later returned to Philadelphia for the acquisition of Joe Paterson) from Philadelphia for Steve Seguin and a second-round choice in the 1986 NHL Entry Draft.

**October 31, 1985** – Acquired Bryan Erickson from Washington for Bruce Shoenbottom.

**December 9, 1985** – Acquired Grant Ledyard and Roland Melanson from the New York Rangers for Brian MacLellan and a fourth-round choice in the 1987 NHL Entry Draft.

**December 18, 1985** – Acquired Joe Paterson from Philadelphia for a fourth-round choice (originally from Philadelphia – acquired on October 11, 1985) in the 1986 NHL Entry Draft.

**January 30, 1986** – Acquired Ken Baumgartner, Sean McKenna and Larry Playfair from Buffalo for Brian Engblom and Doug Smith.

**February 14, 1987** – Acquired Al Jensen from Washington for Garry Galley.

**March 10, 1987** – Acquired Bob Carpenter and Tom Laidlaw from the New York Rangers for Jeff Crossman, Marcel Dionne and a third-round choice in the 1989 NHL Entry Draft (later transferred to Minnesota).

**June 13, 1987** – Acquired a first-round choice in the 1987 NHL Entry Draft (Wayne McBean) from Minnesota for a first-round choice in the 1987 NHL Entry Draft and a third-round choice in the 1987 NHL Entry Draft.

**December 14, 1987** – Acquired Mike Allison from Toronto for Sean McKenna.

**January 21, 1988** – Acquired Mike Siltala and Gordie Walker from the New York Rangers for Joe Paterson.

**February 5, 1988** – Acquired Chris Kontos and a sixth-round choice in the 1988 NHL Entry Draft (Micah Aivazoff) from Pittsburgh for Bryan Erickson.

**February 9, 1988** – Acquired Craig Laughlin from Washington for Grant Ledyard.

**February 23, 1988** – Acquired Ron Duguay from the New York Rangers for Mark Hardy.

**August 9, 1988** – Acquired Wayne Gretzky, Mike Krushelnyski and Marty McSorley from Edmonton for Jimmy Carson, Martin Gelin, a first-round choice in the 1991 NHL Entry Draft (later transferred to New Jersey), a first-round choice in the 1993 NHL Entry Draft and cash estimated at \$15 million.

**September 29, 1988** – Acquired Doug Crossman from Philadelphia for Jay Wells.

**October 21, 1988** – Acquired Bob Logan and a ninth-round choice in the 1989 NHL Entry Draft (Jim Giacini) from Buffalo for Larry Playfair.

**November 3, 1988** – Acquired Dave Pasin from Boston for Paul Guay.

**November 25, 1988** – Acquired Gilles Hamel from Winnipeg for Paul Fenton.

**December 12, 1988** – Acquired Mike Boyce, Todd Elik, Igor Liba and future considerations from the New York Rangers for Dean Kennedy and Denis Larocque.

**January 22, 1989** – Acquired Jay Miller from Boston for future considerations (later completed with a trade on January 23, 1989).

**January 23, 1989** – Acquired Steve Kasper from Boston for Bob Carpenter (as part of the future considerations from the trade that took place on January 22, 1989).

**February 3, 1989** – Acquired Dean Kennedy from the New York Rangers for a fourth-round choice in the 1990 NHL Entry Draft.

**February 22, 1989** – Acquired Kelly Hrudey from the New York Islanders for Mark Fitzpatrick, Wayne McBean and future considerations.

**March 7, 1989** – Acquired Patrick Mayer from Pittsburgh for Tim Tooke.

**March 7, 1989** – Acquired Alan May and Jim Wiemer from Edmonton for Brian Wilks and John English.

**June 17, 1989** – Acquired a fifth-round choice in the 1989 NHL Entry Draft (Tom Newman) from Washington for Alan May.

**September 1, 1989** – Acquired the rights to Barry Beck from the New York Rangers for cash.

**October 4, 1989** – Acquired a fourth-round choice in the 1991 NHL Entry Draft (Keith Redmond) from Buffalo for Dean Kennedy.

**November 10, 1989** – Acquired Brian Benning from St. Louis for a third-round choice in the 1991 NHL Entry Draft.

**November 24, 1989** – Acquired Bob Halkidis and future considerations from Buffalo for Dale Degray and future considerations.

**November 29, 1989** – Acquired Mikko Makela from the New York Islanders for Ken Baumgartner and Hubie McDonough.

**December 1, 1989** – Acquired Brad Jones from Winnipeg for Phil Sykes.

**January 20, 1990** – Acquired Tony Granato and Tomas Sandstrom from the New York Rangers for Bernie Nicholls.

**September 6, 1990** – Acquired Daniel Berthiaume from Minnesota for Craig Duncanson.

**September 30, 1990** – Acquired Mike Donnelly from Buffalo for Mikko Makela.

**November 9, 1990** – Acquired John McIntyre from Toronto for Mike Krushelnyski.

**March 5, 1991** – Acquired Ilkka Sinisalo from Minnesota for an eighth-round choice in the 1991 NHL Entry Draft.

**May 30, 1991** – Acquired Jeff Chychrun and Jari Kurri from Philadelphia for Steve Duchesne, Steve Kasper and a fourth-round choice in the 1991 NHL Entry Draft.

**June 22, 1991** – Acquired Randy Gilhen, Charlie Huddy, Jim Thomson and a fourth-round choice in the 1991 NHL Entry Draft (originally the New York Rangers choice; Alexei Zhitnik) from Minnesota for Todd Elik.

**October 28, 1991** – Acquired Chris Norton and future considerations from Chicago for Rod Buskas.

**December 23, 1991** – Acquired Corey Millen from the New York Rangers for Randy Gilhen.

**January 18, 1992** – Acquired future considerations from Boston for Daniel Berthiaume.

**February 18, 1992** – Acquired Steve Weeks from the New York Islanders for a seventh-round choice in the 1992 NHL Entry Draft.

**February 19, 1992** – Acquired Paul Coffey from Pittsburgh for Brian Benning, Jeff Chychrun and a first-round choice in the 1992 NHL Entry Draft.

**Nick Beverley – General Manager from June 25, 1992 through May 18, 1994.**

**September 3, 1992** – Acquired Pat Conacher from New Jersey for future considerations.

**November 6, 1992** – Acquired Jeff Chychrun from Pittsburgh for Peter Ahola.

**December 19, 1992** – Acquired Marc Fortier and Jim Thomson from Ottawa for Bob Kudelski and Shawn McCosh.

**January 29, 1993** – Acquired Jimmy Carson, Marc Potvin and Gary Shuchuk from Detroit for Paul Coffey, Sylvain Couturier and Jim Hiller.

**March 22, 1993** – Acquired Mark Hardy and a fifth-round choice in the 1993 NHL Entry Draft (originally from Ottawa; Frederick Beaubien) from the New York Rangers for John McIntyre.

**June 26, 1993** – Acquired a fifth-round choice in the 1993 NHL Entry Draft (Jason Sael) from New Jersey for Corey Millen.

**August 27, 1993** – Acquired Shawn McEachern from Pittsburgh for Marty McSorley.

**November 2, 1993** – Acquired future considerations from Edmonton for Jeff Chychrun.

**November 3, 1993** – Acquired Doug Houda from Hartford for Marc Potvin.

**January 8, 1994** – Acquired Dixon Ward from Vancouver for Jimmy Carson.

**January 28, 1994** – Acquired Brad Tiley from the New York Rangers for an 11th-round choice in the 1994 NHL Entry Draft.

**February 16, 1994** – Acquired Marty McSorley and Jim Paek from Pittsburgh for Shawn McEachern and Tomas Sandstrom.

**March 19, 1994** – Acquired Donald Dufresne from Tampa Bay for a sixth-round choice in the 1994 NHL Entry Draft.

**March 21, 1994** – Acquired Kevin Todd from Chicago for a fourth-round choice in the 1994 NHL Entry Draft.

**Sam McMaster – General Manager from May 24, 1994 through April 22, 1997.**

**June 25, 1994** – Acquired a seventh-round choice in the 1995 NHL Entry Draft (Benoit Larose) from Ottawa for Jim Paek.

**July 26, 1994** – Acquired Sean O'Donnell from Buffalo for Doug Houda.

**July 29, 1994** – Acquired Rick Tocchet and a second-round choice in the 1995 NHL Entry Draft (Pavel Rosa) from Pittsburgh for Luc Robitaille.

**August 8, 1994** – Acquired Ruslan Batyrshin and a second-round choice in the 1996 NHL Entry Draft (Marian Cisar) from Winnipeg for Brent Thompson and future considerations.

**October 3, 1994** – Acquired Eric Lacroix, Chris Snell and a fourth-round choice in the 1996 NHL Entry Draft (Eric Belanger) from Toronto for Kelly Fairchild, Guy Leveque, Shayne Toporowski and Dixon Ward.

**February 10, 1995** – Acquired Randy Burridge from Washington for Warren Rychel.

**February 14, 1995** – Acquired Philippe Boucher, Grant Fuhr and Denis Tsygurov from Buffalo for Charlie Huddy, Robb Stauber, Alex Zhitnik and a fifth-round choice in the 1995 NHL Entry Draft.

**February 17, 1995** – Acquired a fourth-round choice in the 1996 NHL Entry Draft (later transferred to Washington) from Dallas for Mike Donnelly and a seventh-round choice in the 1996 NHL Entry Draft.

**March 27, 1995** – Acquired Arto Blomsten from Winnipeg for an eighth-round choice in the 1995 NHL Entry Draft.

**May 31, 1995** – Acquired Jan Vopat from Hartford for a fourth-round choice in the 1995 NHL Entry Draft.

**June 7, 1995** – Acquired a fifth-round choice in the 1995 NHL Entry Draft (originally from Vancouver; Jason Morgan) from Dallas for Jeff Mitchell.

**July 8, 1995** – Acquired Byron Dafeo and Dimitri Khristich from Washington for a first-round choice in the 1996 NHL Entry Draft and a fourth-round choice in the 1996 NHL Entry Draft.

**November 13, 1995** – Acquired Steven Finn from Tampa Bay for Michel Petit.



## KINGS ALL-TIME TRADES

**December 28, 1995** – Acquired John Slaney from Colorado for a sixth-round choice in the 1996 NHL Entry Draft.

**January 14, 1996** – Acquired Steve Larouche from the New York Rangers for Chris Snell.

**January 25, 1996** – Acquired Kevin Stevens from Boston for Rick Tocchet.

**February 10, 1996** – Acquired Craig Ferguson from Calgary for Pat Conacher.

**February 17, 1996** – Acquired Shane Churla and Doug Zmolek from Dallas for Darryl Sydor and a fifth-round choice in the 1996 NHL Entry Draft.

**February 27, 1996** – Acquired Craig Johnson, Patrice Tardif, Roman Vopat, a fifth-round choice in the 1996 NHL Entry Draft (Peter Hogan) and a first-round choice in the 1997 NHL Entry Draft (Matt Zultek) from St. Louis for Wayne Gretzky.

**March 14, 1996** – Acquired Ray Ferraro, Nathan LaFayette, Ian Laperriere, Mattias Norstrom and a fourth-round choice in the 1997 NHL Entry Draft (Sean Blanchard) from the New York Rangers for Shane Churla, Jari Kurri and Marty McSorley.

**March 19, 1996** – Acquired a fourth-round choice in the 1996 NHL Entry Draft (originally from Los Angeles; Mikael Simons) from Philadelphia for John Druce and a seventh-round choice in the 1997 NHL Entry Draft.

**March 20, 1996** – Acquired Jaroslav Modry and an eighth-round choice in the 1996 NHL Entry Draft (Stephen Valiquette) from Ottawa for Kevin Brown.

**June 20, 1996** – Acquired Stephane Fiset and a first-round choice in the 1998 NHL Entry Draft (Mathieu Biron) from Colorado for Eric Lacroix and a first-round choice in the 1998 NHL Entry Draft.

**August 22, 1996** – Acquired Petr Klima from Tampa Bay for a fifth-round choice in the 1997 NHL Entry Draft.

**October 25, 1996** – Acquired a conditional choice in the 1997 NHL Entry Draft from Pittsburgh for Petr Klima.

**November 19, 1996** – Acquired Chris Marinucci from the New York Islanders for Nick Vachon.

**November 28, 1996** – Acquired Brad Smyth from Florida for a third-round choice in the 1997 NHL Entry Draft.

**March 18, 1997** – Acquired Glen Murray from Pittsburgh for Ed Olczyk.

**Dave Taylor – General Manager from April 22, 1997 through April 18, 2006.**

**August 28, 1997** – Acquired Luc Robitaille from the New York Rangers for Kevin Stevens.

**August 29, 1997** – Acquired Sandy Moger, Jozef Stumpel and a fourth-round choice in the 1998 NHL Entry Draft (later transferred to New Jersey) from Boston for Dimitri Khristich and Byron Dafoe.

**November 14, 1997** – Acquired future considerations from the New York Rangers for Brad Smyth.

**May 29, 1998** – Acquired future considerations from Nashville for Marian Cisar.

**June 18, 1998** – Acquired Doug Bodger from New Jersey for a fourth-round choice in the 1998 NHL Entry Draft.

**June 26, 1998** – Acquired future considerations from Nashville for Kimmo Timonen and Jan Vopat.

**July 7, 1998** – Acquired future considerations (cash) from Nashville for Vitali Yachmenev.

**July 31, 1998** – Acquired Manny Legace from Carolina for a conditional choice in the 1999 NHL Entry Draft.

**September 3, 1998** – Acquired a third-round choice in the 1999 NHL Entry Draft (Frantisek Kaberle) from Chicago for Doug Zmolek.

**October 22, 1998** – Acquired Ryan Bach from Detroit for a sixth-round choice in the 2000 NHL Entry Draft.

**October 29, 1998** – Acquired Eric Lacroix from Colorado for Roman Vopat and a sixth-round choice in the 1999 NHL Entry Draft.

**December 18, 1998** – Acquired Donald Audette from Buffalo for a second-round choice in the 1999 NHL Entry Draft.

**February 12, 1999** – Acquired Sean Pronger from the New York Rangers for Eric Lacroix.

**March 23, 1999** – Acquired Jason Podollan and a third-round choice in the 1999 NHL Entry Draft (Cory Campbell) from Toronto for Yanic Perreault.

**March 23, 1999** – Acquired Dave Babych and a fifth-round choice in the 2000 NHL Entry Draft (Nathan Marsters) from Philadelphia for Steve Duchesne.

**June 20, 1999** – Acquired Marcel Cousineau, Ziggy Palffy, Bryan Smolinski and a fourth-round choice in the 1999 NHL Entry Draft (Daniel Johansson) from the New York Islanders for Mathieu Biron, Josh Green, Olli Jokinen and a first-round choice in the 1999 NHL Entry Draft.

**January 24, 2000** – Acquired an eighth-round choice in the 2000 NHL Entry Draft (Dan Welch) from Buffalo for Vladimir Tsyplakov.

**January 25, 2000** – Acquired future considerations from Atlanta for Bill Huard.

**February 18, 2000** – Acquired Allan Egeland from Calgary for future considerations.

**March 13, 2000** – Acquired Kelly Buchberger and Nelson Emerson from Atlanta for Donald Audette and Frantisek Kaberle.

**May 1, 2000** – Acquired Steve Passmore from Chicago for a fourth-round choice in the 2000 NHL Entry Draft.

**January 3, 2001** – Acquired a conditional draft choice in the 2002 NHL Entry Draft (fifth-round; Joel Andresen) from the New York Islanders for Jason Blake.

**February 15, 2001** – Acquired Felix Potvin from Vancouver for future considerations.

**February 21, 2001** – Acquired Adam Deadmarsh, Aaron Miller, a player to be named later (Jared Aulin), a first-round choice in the 2001 NHL Entry Draft (David Steckel) and a first-round choice in the 2003 NHL Entry Draft (Brian Boyle) from Colorado for Rob Blake and Steven Reinprecht.

## KINGS ALL-TIME TRADES

**February 28, 2001** – Acquired an eighth-round choice in the 2001 NHL Entry Draft (Mike Gabinet) from Chicago for Steve Passmore.

**March 13, 2001** – Acquired Adam Mair and a second-round choice in the 2001 NHL Entry Draft (Michael Cammalleri) from Toronto for Aki Berg.

**October 24, 2001** – Acquired Jason Allison and Mikko Eloranta from Boston for Glen Murray and Jozef Stumpel.

**December 18, 2001** – Acquired Rich Brennan from Nashville for Brett Hauer.

**March 16, 2002** – Acquired Cliff Ronning from Nashville for Jere Karalahti and a conditional choice in the 2003 NHL Entry Draft.

**June 22, 2002** – Acquired a fourth-round choice in the 2002 NHL Entry Draft (Aaron Rome) from Minnesota for Cliff Ronning.

**July 16, 2002** – Acquired Derek Armstrong from the New York Rangers for a sixth-round choice in the 2003 NHL Entry Draft.

**July 24, 2002** – Acquired Erik Rasmussen from Buffalo for Adam Mair and a fifth-round choice in the 2003 NHL Entry Draft.

**November 26, 2002** – Acquired Dmitry Yushkevich from Florida for Jaroslav Bednar and Andreas Lilja.

**February 28, 2003** – Acquired a fourth-round choice in the 2003 NHL Entry Draft (later transferred to Boston) and a seventh-round choice in the 2004 NHL Entry Draft (Daniel Taylor) from Philadelphia for Dmitry Yushkevich.

**March 11, 2003** – Acquired Sean Avery, Maxim Kuznetsov, and first-round choice in the 2003 NHL Entry Draft (Jeff Tambellini) and a second-round choice in the 2004 NHL Entry Draft (later transferred to Boston) from Detroit for Mathieu Schneider.

**March 11, 2003** – Acquired Tim Gleason from Ottawa for Bryan Smolinski.

**May 28, 2003** – Acquired Roman Cechmanek from Philadelphia for a second-round choice in the 2004 NHL Entry Draft.

**June 22, 2003** – Acquired Jozef Stumpel and a seventh-round choice in the 2003 NHL Entry Draft (later transferred to Nashville) from Boston for a fourth-round choice in the 2003 NHL Entry Draft and a second-round choice in the 2004 NHL Entry Draft.

**June 22, 2003** – Acquired a sixth-round choice in the 2003 NHL Entry Draft (Esa Pines) from Nashville for two seventh-round choices in the 2003 NHL Entry Draft.

**September 15, 2003** – Acquired Milan Hnilicka from Atlanta for future considerations.

**November 30, 2003** – Acquired Martin Straka from Pittsburgh for Sergei Anshakov and Martin Strbak.

**March 2, 2004** – Acquired Nathan Dempsey from Chicago for a fourth-round choice in the 2005 NHL Entry Draft.

**March 8, 2004** – Acquired Anson Carter from Washington for Jared Aulin.

**March 9, 2004** – Acquired Jeff Cowan from Atlanta for Kip Brennan.

**June 26, 2004** – Acquired Radek Bonk from Ottawa for a third-round choice in the 2004 NHL Entry Draft.

**June 26, 2004** – Acquired Mathieu Garon and a third-round choice in the 2004 NHL Entry Draft (Paul Baier) from Montreal for Radek Bonk and Cristobal Huet.

**June 27, 2004** – Acquired Stephane Quintal from Montreal for future considerations.

**June 27, 2004** – Acquired a seventh-round choice in the 2005 NHL Entry Draft (John Seymour) from Columbus for a ninth-round choice in the 2004 NHL Entry Draft.

**August 4, 2005** – Acquired Jeremy Roenick and a third-round choice in the 2006 NHL Entry Draft (Bud Holloway) from Philadelphia for future considerations.

**March 8, 2006** – Acquired Mark Parrish and Brent Sopel from the New York Islanders for Denis Grebeshkov and Jeff Tambellini.

**March 9, 2006** – Acquired Tim Jackman from Phoenix for Yanick Lehoucq.

**Dean Lombardi – General Manager from April 21, 2006 to present.**

**June 24, 2006** – Acquired Patrick O'Sullivan and a first-round choice in the 2006 NHL Entry Draft (Trevor Lewis) from Minnesota for Pavol Demitra.

**June 24, 2006** – Acquired a fourth-round choice in the 2006 NHL Entry Draft (Niclas Andersen) and a fifth-round choice in the 2006 NHL Entry Draft (Martin Nolet) from the New York Rangers for a fourth-round choice in the 2006 NHL Entry Draft.

**June 24, 2006** – Acquired a seventh-round choice in the 2007 NHL Entry Draft (Matt Fillion) from Columbus for a seventh-round choice in the 2006 NHL Entry Draft.

**July 5, 2006** – Acquired Dan Cloutier from Vancouver for a second-round choice in the 2007 NHL Entry Draft and a third-round choice in the 2009 NHL Entry Draft.

**September 29, 2006** – Acquired Jack Johnson and Oleg Tverdoksoy from Carolina for Eric Belanger and Tim Gleason.

**January 20, 2007** – Acquired a fourth-round choice in the 2008 NHL Entry Draft (later traded to San Jose on June 21, 2008) from Tampa Bay for Ryan Munce.

**January 29, 2007** – Acquired Jamie Lundmark, a fourth-round choice in the 2007 NHL Entry Draft (Dwight King) and a second-round choice in the 2008 NHL Entry Draft (later traded back to Calgary on June 20, 2008) from Calgary for Craig Conroy.

**February 5, 2007** – Acquired Marc-Andre Cliche, Jan Marek, Jason Ward and future considerations (a third-round choice in the 2008 NHL Entry Draft later traded to Buffalo on June 21, 2008) from the New York Rangers for Sean Avery, John Seymour and future considerations.

**February 26, 2007** – Acquired a second-round choice in the 2007 NHL Entry Draft (Wayne Simmonds) and a fourth-round choice in the 2008 NHL Entry Draft (later traded to Buffalo on June 21, 2008) from Vancouver for Brent Sopel.



## KINGS ALL-TIME TRADES

**February 27, 2007** – Acquired Johan Fransson, Jaroslav Modry, a second-round choice in the 2007 NHL Entry Draft (Oscar Moller), a third-round choice in the 2007 NHL Entry Draft (Bryan Cameron) and a first-round choice in the 2008 NHL Entry Draft (later traded to Anaheim on June 20, 2008) from Dallas for Mattias Norstrom, Konstantin Pushkarev, a third-round choice in the 2007 NHL Entry Draft and a fourth-round choice in the 2007 NHL Entry Draft.

**February 27, 2007** – Acquired a fifth-round choice in the 2007 NHL Entry Draft (Joshua Turnbull) from Tampa Bay for Jason Ward.

**February 27, 2007** – Acquired Jamie Heward from Washington for future considerations.

**June 23, 2007** – Acquired a fourth-round choice in the 2007 NHL Entry Draft (Alec Martinez) from Washington for sixth-round choice in the 2007 NHL Entry Draft and a fourth-round choice in the 2008 NHL Entry Draft.

**December 12, 2007** – Acquired a sixth-round choice in the 2008 NHL Entry Draft (later traded to Chicago on June 21, 2008) from Dallas for Evgeny Federov.

**February 19, 2008** – Acquired a third-round choice in the 2008 NHL Entry Draft (Geordie Wudrick) from Philadelphia for Jaroslav Modry.

**February 26, 2008** – Acquired a second-round choice in the 2008 NHL Entry Draft (later traded to Colorado for Brad Richardson on June 21, 2008) and a fourth-round choice in the 2009 NHL Entry Draft (later traded to Atlanta on June 27, 2009) from Detroit for Brad Stuart.

**February 26, 2008** – Acquired a seventh-round choice in the 2008 NHL Entry Draft (later traded to St. Louis on June 21, 2008) from Anaheim for Jean-Sebastien Aubin.

**June 4, 2008** – Acquired a fifth-round choice in the 2009 NHL Entry Draft (later traded to Florida on June 27, 2009) from St. Louis for T.J. Fast.

**June 20, 2008** – Acquired a first-round choice in the 2008 NHL Entry Draft (later traded to Anaheim on June 20, 2008) and a second-round choice in the 2009 NHL Entry Draft (later traded to Carolina on March 4, 2009) from Calgary for Michael Cammalleri and a second-round choice in the 2008 NHL Entry Draft.

**June 20, 2008** – Acquired a first-round choice in the 2008 NHL Entry Draft (12th overall selection; later traded to Buffalo on June 20, 2008) from Anaheim for two first-round choices in the 2008 NHL Entry Draft (17th and 28th overall).

**June 20, 2008** – Acquired a first-round choice in the 2008 NHL Entry Draft (13th overall, Colten Teubert) and a third-round choice in the 2009 NHL Entry Draft (later traded to Calgary on June 27, 2009) from Buffalo for a first-round choice in the 2008 NHL Entry Draft (12th overall).

**June 21, 2008** – Acquired Brad Richardson from Colorado for a second-round choice in the 2008 NHL Entry Draft.

**June 21, 2008** – Acquired a third-round choice in the 2008 NHL Entry Draft (Andrew Campbell) from Buffalo for a third-round choice in the 2008 NHL Entry Draft and a fourth-round choice in the 2008 NHL Entry Draft.

**June 21, 2008** – Acquired a fourth-round choice in the 2009 NHL Entry Draft (later traded to Atlanta on June 27, 2009) and a fifth-round choice in the 2010 NHL Entry Draft (Kevin Gravel) from San Jose for a fourth-round choice in the 2008 NHL Entry Draft.

**June 21, 2008** – Acquired a sixth-round choice in the 2009 NHL Entry Draft (Brandon Kozun) from Chicago for a sixth-round choice in the 2008 NHL Entry Draft.

**June 21, 2008** – Acquired a seventh-round choice in the 2009 NHL Entry Draft (Nic Dowd) from St. Louis for a seventh-round choice in the 2008 NHL Entry Draft.

**June 29, 2008** – Acquired Matt Greene and Jarret Stoll from Edmonton for Lubomir Visnovsky.

**July 1, 2008** – Acquired Denis Gauthier and a second-round choice in the 2010 NHL Entry Draft (later traded to Florida on June 25, 2010) from Philadelphia for Patrik Hersley and Ned Lukacevic.

**July 21, 2008** – Acquired Rich Clune from Dallas for Lauri Tukonen.

**September 30, 2008** – Acquired Sean O'Donnell from Anaheim for a conditional choice in the 2009 NHL Entry Draft.

**December 30, 2008** – Acquired a seventh-round choice in the 2009 NHL Entry Draft (later traded to Atlanta on June 27, 2009) from Vancouver for Jason LaBarbera.

**March 4, 2009** – Acquired Justin Williams from Carolina as part of a three-team trade that also involved Edmonton. In exchange for Williams, the Kings traded Patrick O'Sullivan to Edmonton and sent a second-round choice in the 2009 NHL Entry Draft to Carolina.

**June 27, 2009** – Acquired a third-round choice in the 2009 NHL Entry Draft (Nicolas Deslauriers) and a fourth-round choice in the 2009 NHL Entry Draft (later traded to Florida on June 27, 2009) from Calgary for a third-round choice in the 2009 NHL Entry Draft.

**June 27, 2009** – Acquired a third-round choice in the 2010 NHL Entry Draft (later traded to Tampa Bay on March 3, 2010) from Florida for a fourth-round choice in the 2009 NHL Entry Draft and a fifth-round choice in the 2009 NHL Entry Draft.

**June 27, 2009** – Acquired a fourth-round choice in the 2009 NHL Entry Draft (Jean-Francois Berube) from Atlanta for two fourth-round choices in the 2009 NHL Entry Draft and one seventh-round choice in the 2009 NHL Entry Draft.

**June 27, 2009** – Acquired a third-round choice in the 2010 NHL Entry Draft (Jordan Weal) from the New York Rangers for Brian Boyle.

**July 3, 2009** – Acquired Ryan Smyth from Colorado for Kyle Quincey, Tom Preissing and a fifth-round choice in the 2010 NHL Entry Draft.

**March 3, 2010** – Acquired Jeff Halpern from Tampa Bay for Teddy Purcell and a third-round choice in the 2010 NHL Entry Draft.

**March 3, 2010** – Acquired Fredrik Modin from Columbus for a conditional seventh-round choice in the 2010 NHL Entry Draft.

**June 25, 2010** – Acquired a first-round choice in the 2010 NHL Entry Draft (15th overall, Derek Forbort) from Florida for a first-round choice (19th overall) and a second-round choice in the 2010 NHL Entry Draft.

**June 26, 2010** – Acquired a second-round choice in the 2010 NHL Entry Draft (Tyler Toffoli) from Colorado for a second-round choice and a fourth-round choice in the 2010 NHL Entry Draft.

**June 26, 2010** – Acquired a third-round choice in the 2012 NHL Draft (later traded to Nashville on June 25, 2011) from Toronto for a third-round choice in the 2010 NHL Entry Draft.

**June 26, 2010** – Acquired a sixth-round choice in the 2010 NHL Entry Draft (Maxim Kitsyn) from Atlanta for a sixth-round choice and a seventh-round choice in the 2010 NHL Entry Draft.

**December 11, 2010** – Acquired Marco Sturm from Boston for future considerations.

**February 28, 2011** – Acquired Dustin Penner from Edmonton for Colten Teubert, a first-round choice in the 2011 NHL Entry Draft and a conditional third-round choice in the 2012 NHL Draft.

**June 23, 2011** – Acquired Mike Richards and the rights to Rob Bordon from Philadelphia for Wayne Simmonds, Brayden Schenn and a second-round choice in the 2012 NHL Draft.

**June 25, 2011** – Acquired a third-round choice in the 2011 NHL Entry Draft (Nicholas Shore) from Nashville for a third-round choice in the 2012 NHL Draft and a sixth-round choice in the 2011 NHL Entry Draft.

**June 26, 2011** – Acquired Colin Fraser and a seventh-round choice in the 2012 NHL Draft (traded to Dallas on June 23, 2012) from Edmonton for Ryan Smyth.

**October 12, 2011** – Acquired Stefan Legein and a sixth-round selection in the 2012 NHL Draft (Tomas Hyka) from Philadelphia for future considerations.

**February 23, 2012** – Acquired Jeff Carter from Columbus for Jack Johnson and a first-round choice in the 2013 NHL Draft.

**June 23, 2012** – Acquired a seventh-round choice in the 2013 NHL Draft (Dominik Kubalik) from Dallas for a seventh-round choice in the 2012 NHL Draft.

**January 13, 2013** – Acquired Anthony Stewart, a fourth-round choice in the 2013 NHL Draft (later traded to Edmonton on June 30, 2013) and a sixth-round choice in the 2014 NHL Draft (Jake Marchment) from Carolina for Kevin Westgarth.

**February 6, 2013** – Acquired a fifth-round choice in the 2013 NHL Draft (later traded to Florida on February 7, 2013) from New Jersey for Andrei Loktionov.

**February 7, 2013** – Acquired Keaton Ellerby from Florida for a fifth-round choice in the 2013 NHL Draft.

**February 26, 2013** – Acquired a fourth-round choice in the 2013 NHL Draft (Justin Auger) from Philadelphia for Simon Gagne.

**April 1, 2013** – Acquired Robyn Regehr from Buffalo for a second-round choice in the 2014 NHL Draft and a second-round choice in the 2015 NHL Draft (both choices later traded from Buffalo back to LA on March 5, 2014, as part of the Brayden McNabb trade).

**April 2, 2013** – Acquired a fifth-round choice in the 2013 NHL Draft (Patrik Bartosak) from Montreal for Davis Drewiske.

**June 23, 2013** – Acquired Matt Frattin, Ben Scrivens and a second-round choice in the 2015 NHL Draft (later traded to Columbus on March 5, 2014, as part of the Marian Gaborik trade) from Toronto for Jonathan Bernier.

**June 30, 2013** – Acquired a second-round choice in the 2013 NHL Draft (Valentin Zykov) from Edmonton for a second-round choice, a third-round choice and a fourth-round choice in the 2013 NHL Draft.

**June 30, 2013** – Acquired a seventh-round choice in the 2015 NHL Draft (Chaz Reddekopp) from New Jersey for a seventh-round choice in the 2013 NHL Draft.

**July 16, 2013** – Acquired Daniel Carcillo from Chicago for a sixth-round choice in the 2015 NHL Draft.

**January 4, 2014** – Acquired a seventh-round choice in the 2014 NHL Draft (Spencer Watson) from the New York Rangers for Daniel Carcillo.

**January 15, 2014** – Acquired a third-round choice in the 2014 NHL Draft (later traded to Columbus on March 5, 2014, as part of the Marian Gaborik trade) from Edmonton for Ben Scrivens.

**January 22, 2014** – Acquired Andrew Crescenzi from Toronto for Brandon Kozun.

**February 6, 2014** – Acquired Steve Quailer from Montreal for Robert Czarnik.

**March 5, 2014** – Acquired Brayden McNabb and the rights to Jonathan Parker, a second-round choice in the 2014 NHL Draft (Alex Lintuniemi) and a second-round choice in the 2015 NHL Draft (Erik Cernak) from Buffalo for Nicolas Deslauriers and Hudson Fasching (both second-round choices were originally sent to Buffalo for Robyn Regehr on April 1, 2013).

**March 5, 2014** – Acquired Marian Gaborik from Columbus for Matt Frattin, a third-round choice in the 2014 NHL Draft and a second-round choice in the 2015 NHL Draft.

**March 5, 2014** – Acquired James Livingston from San Jose for a seventh-round choice in the 2016 NHL Draft.

**June 28, 2014** – Acquired a second-round choice in the 2014 NHL Draft (Roland McKeown) from Vancouver for Linden Vey.

**February 25, 2015** – Acquired Andrej Sekera from Carolina for Roland McKeown and a first-round choice in the 2016 NHL Draft.

**June 26, 2015** – Acquired Milan Lucic from Boston for Martin Jones, Colin Miller and a first-round choice in the 2015 NHL Draft.

**June 27, 2015** – Acquired a fourth-round choice in the 2015 NHL Draft (Austin Wagner) from Philadelphia for a fourth-round choice in the 2015 NHL Draft and a sixth-round choice in the 2016 NHL Draft.

**Note:** The NHL changed the title of its annual draft from "NHL Entry Draft" to "NHL Draft" prior to the 2012 NHL Draft.

# KINGS ALL-TIME UNIFORM NUMBERS

Listed are players credited with playing at least one regular season or playoff game.

- 1** Sean BURKE (1/07-4/07); Milan HNILICKA (12/03-4/04); Jamie STORR (10/95-4/03); Rick KNICKLE (2/93-11/93); Steve WEEKS (2/92); Ron SCOTT (2/90-3/90); Bob JANEVYK (10/84-11/88); Mario LESSARD (10/78-11/84); Gary SIMMONS (1976-77); Gary EDWARDS (10/71-1/77); Jack NORRIS (10/70-3/71); Wayne RUTLEDGE (1968-69 to 1969-70); Jacques CARON (1967-68); Wayne RUTLEDGE (1967-68).
- 2** **Matt GREENE (10/09-present);** Richard PETIOT (1/06-4/06); Bryan MUIR (12/03-4/04); Frantisek KABERLE (10/99-12/99); Doug ZMOLEK (3/96-4/98); Darryl SYDOR (1/96-2/96); Alexei ZHITNIK (10/92-2/95); Brian BENNING (11/89-2/92); Jim WIEMER (3/89); Craig REDMOND (10/84-10/88); Ken HAMMOND (10/84); Mike McEWEN (11/83-4/84); Howard SCRUTON (3/83); Bob BROWN (1/88); Bob GLADNEY (12/82); Dean TURNER (10/82); Al SIMS (3/82); Trevor JOHANSEN (10/81-2/82); Rick CHARTRAW (3/80-4/80); Randy MANERY (10/78-3/80); Ab DEMARCO (1/76-5/77); Bart CRASHLEY (1975-76); Terry HARPER (10/72-4/75); Bill MIKKELSON (1971-72); Bob WOYTOVICH (1/72-4/72); Dale HOGANSON (10/70-11/71); Bob WALL (10/67-4/70).
- 3** **Brayden MCNABB (10/14-present);** Jack JOHNSON (9/07-2/12); Aaron MILLER (2/01-4/07); Garry GALLEY (10/97-4/00); Jan VOPAT (3/95); Denis TSYGUROV (2/95-11/95); Brent THOMPSON (12/92-2/94); Tom LAIDLAW (3/87-4/90); Ken HAMMOND (3/87); Garry GALLEY (10/84-2/87); Marc CHORNEY (10/83-3/84); Peter HELANDER (10/82); Ian TURNBULL (11/81-2/82); Al SIMS (10/81); Doug HALWARD (12/78-3/81);

- Larry BROWN (10/72-4/78); Doug BARRIE (12/71-3/72); Larry HILLMAN (10/71-12/71); Larry CAHAN (10/69-3/71); Dave AMADIO (1968-69); Poul POPIEL (1967-68); Dave AMADIO (1967-68).
- 4** **ROB BLAKE (3/90-2/01 and 10/06-4/08) Number Retired January 17, 2015;** Jim FOX (10/89-11/89); Doug CROSSMAN (10/88-4/88); Eric GERMAIN (3/88-4/88); Grant LEDYARD (12/85-2/88); Ken HAMMOND (10/85); Russ ANDERSON (10/83-3/84); Jerry KORAB (10/80-4/83); Randy HOLT (10/79-2/80); Brian GLENNIE (10/78-12/78); Dave HUTCHISON (10/74-4/78); Gilles MAROTTE (2/70-11/73); Jacques LEMIEUX (1969-70); Dale HOGANSON (1969-70); Jim MURRAY (1967-68); Jacques LEMIEUX (1967-68); Brent HUGHES (1967-68).
- 5** **Jamie MCBAIN (11/14-present);** Keaton ELLERBY (2/13-11/14); Peter HARROLD (2/08-4/11); Brent SOPEL (3/06-2/07); Tomas ZIZKA (1/03-3/04); Aki BERG (10/95-3/01); Tim WATTERS (10/88-2/95); Denis LAROCQUE (3/88); Mark HARDY (12/85-2/88); Brian ENGBLOM (10/83-1/86); Larry MURPHY (10/80-10/83); Jerry KORAB (3/80-4/80); Richard MULHERN (1/79-3/80); Bob MURDOCH (10/73-1/79); Harry HOWELL (2/71-4/72); Noel PRICE (10/70-2/71); Brent HUGHES (10/68-4/70); Larry JOHNSTON (1967-68); Dave AMADIO (1967-68).
- 6** **Jake MUZZIN (10/10-present);** Sean O'DONNELL (10/08-4/10); Brad STUART (9/07-2/08); Jamie HEWARD (2/07-4/07); Joe CORVO (10/05-4/06); Maxim KUZNETSOV (3/03-4/04); Andreas LILJA (12/01-11/02); Sean O'DONNELL (1/95-4/00); Doug HOUDA (11/93-4/94); Jeff CHYCHRUN (10/91-2/92 and 11/92-2/93); Todd ELIK (12/89-3/91); Dean KENNEDY (10/85-4/89);

- Ken HAMMOND (4/85); Dean KENNEDY (10/82-3/85); Rob PALMER (11/77-11/80); Sheldon KANNEGIESSER (11/73-11/77); Paul CURTIS (10/70-1/73); Dale ROLFE (10/67-3/70).
- 7** Andrej SEKERA (2/15-4/15); Rob SCUDERI (10/09-6/13); Derek ARMSTRONG (10/03-4/09); Cliff RONNING (3/02-4/02); Jaroslav BEDNAR (10/01-3/02); Nelson EMERSON (10/00-4/01); Steve MCKENNA (3/97-4/00); Ed OLCZYK (10/96-3/97); Kevin BROWN (11/95-12/95); Dan QUINN (1/95-5/95); Jim PAEK (2/94-4/94); Tomas SANDSTROM (1/90-2/94); Phil SYKES (10/84-4/89); Mike MURPHY (11/73-4/83); Real LEMIEUX (11/70-11/73); Dick DUFF (1969-70 and 10/70-11/70); Skip KRAKE (1968-69 and 1969-70); Bryan CAMPBELL (1968-69); Terry GRAY (10/67-3/68).
- 8** **Drew DOUGHTY (10/08-present);** Matt ELLIS (2/08-4/08); Mike WEAVER (10/06-4/07); Jeff COWAN (3/04-4/04); Martin STRBAK (10/03-11/03); Jere KARALAHTI (12/99-3/02); Doug BODGER (10/98-4/99); Dimitri KHRISTICH (10/95-4/93); Kevin BROWN (1/95); Rob MURPHY (10/93-11/93); Rene CHAPDELAINE (2/93-3/93); Marc FORTIER (12/92-1/93); Scott BJUGSTAD (1/90-3/92); Gilles HAMEL (11/88-12/88); Paul FENTON (10/87-11/88); Paul GUAY (10/86-4/87); Brian WILKS (10/85-4/86); Terry RUSKOWSKI (11/83-4/85); Dan BONAR (10/80-12/82); Bert WILSON (10/75-3/80); Jim WITHERSPOON (10/75); Doug VOLMAR (1972-73 to 1973-74); Jim JOHNSON (1/72-3/73); Ross LONSBERRY (10/69-1/72); Jimmy PETERS (1968-69); Brian SMITH (1967-68).
- 9** Oscar MOLLER (10/08-4/11);

# KINGS ALL-TIME UNIFORM NUMBERS

- Konstantin PUSHKAREV (3/06-2/07); Erik RASMUSSEN (10/02-1/03); Kelly BUCHBERGER (3/00-4/02); Vladimir TSYPLAKOV (11/95-12/99); Rob BROWN (1/95-3/95); Dixon WARD (1/94-4/94); Sean WHYTE (11/92-1/93); Ilkka SINISALO (3/91-12/91); Bernie NICHOLLS (2/82-1/90); Al HANGSLEBEN (1/82-2/82); Scott GRUHL (11/81); Billy HARRIS (3/80-11/81); Mike MARSON (1979-80); Murray WILSON (10/78-4/79); Ernie HICKE (10/77-4/78); Bob NEVIN (10/73-4/76); Ralph BACKSTROM (1/71-3/73); Gord LABOSSIERE (10/70-1/71); Bill FLETT (1969-70); Real LEMIEUX (10/67-3/69).
- 10** Mike RICHARDS (10/11-4/15); Marco STURM (12/10-2/11); Brayden SCHENN (10/10-12/10); Alyn MCCAULEY (10/06-4/07); Nathan DEMPSEY (3/04-4/06); Mathieu SCHNEIDER (10/00-3/03); Donald AUDETTE (12/98-3/00); Don MACLEAN (10/97-1/98); Neal BROTEN (12/96-1/97); Jeff SHEVALIER (4/95); Warren RYCHEL (10/92-2/95); Dennis SMITH (10/90); Mike ALLISON (12/87-4/90); Sean MCKENNA (1/86-12/87); Morris LUKOWICH (11/85); Billy O'DWYER (1/84-2/84 and 1/85-2/85); Phil SYKES (1/84); Bob LAFOREST (10/83); Terry RUSKOWSKI (10/82-4/83); Victor NECHAYEV (10/82); Brock TREDWAY (4/82); Scott GRUHL (3/82); Dave MORRISON (1/82); Bernie NICHOLLS (11/81); Rick MARTIN (3/81-11/81); Steve CARLSON (10/79-4/80); Vic VENASKY (10/72-4/79); Jim STANFIELD (1969-70 to 1970-71); Howie HUGHES (10/67-4/70).
- 11** **Anze KOPITAR (10/06-present);** Anson CARTER (3/04-4/04); Steve KELLY (3/01-11/03); Jason BLAKE (4/99-1/01); Brandon CONVERY (11/98-12/98); Mattias NORSTROM (3/96-4/96);

- Brad SMYTH (12/96-11/97); Shane CHURLA (2/96-3/96); Mike DONNELLY (10/91-2/95); Steve KASPER (1/89-3/91); Bob CARPENTER (10/87-1/89); Lyle PHAIR (10/85-3/87); Steve SHUTT (11/84-4/85); Charlie SIMMER (1/79-10/84); Pete STEMKOWSKI (10/77-4/78); Frank ST. MARSEILLE (10/76-1/77); Mike CORRIGAN (10/71-10/76); Doug ROBINSON (10/70-4/71); Bryan CAMPBELL (1969-70); Gary CROTEAU (1969-70); Lowell MACDONALD (10/67-3/69).
- 12** **Marian GABORIK (3/14-present);** Simon GAGNE (10/11-12/13); Andrei LOKTIONOV (10/10-4/11); Randy JONES (11/09-4/10); Patrick O'SULLIVAN (10/06-3/09); Esa PIRNES (10/03-4/04); Ken BELANGER (10/01-4/03); Marko TUOMAINEN (10/99-3/01); Olli JOKINEN (11/98-4/99); Roman VOPAT (11/96-4/98); Kevin TODD (3/94-4/96); Jimmy CARSON (1/93-1/94); Sylvain COUTURIER (12/88-12/91); Paul GUAY (12/87-3/88, 10/88); Craig DUNCANSON (10/87); Morris LUKOWICH (12/85-4/87); Paul GUAY (10/85-12/85); Carl MOKOSAK (11/84-3/85); Steve CHRISTOFF (10/83-3/84); Dean HOPKINS (10/79-4/83); Hartland MONAHAN (1977-78); Gene CARR (1973-74 to 1977-78); Jimmy PETERS (1971-72 to 1973-74); Mike BYERS (1971-72); Brian CARLIN (1971-72); Larry MICKY (10/70-4/71); Skip KRAKE (1969-70); Garry MONAHAN (1969-70); Dennis HEXTALL (1969-70); Gord LABOSSIERE (1967-69); Brian SMITH (1967-68); Bryan CAMPBELL (1967-68).
- 13** **Kyle CLIFFORD (10/10-present);** John ZEILER (10/08-4/09); Michael CAMMALLERI (11/03-4/08); Robert LANG (10/92-4/96).

- 14** Justin WILLIAMS (3/09-4/15); Mattias NORSTROM (10/96-2/07); Gary SHUCHUK (2/93-4/96); Kyosti KARJALAINEN (1/92-3/92); Gordie WALKER (12/89); Tony GRANATO (1/89-4/89); Dave PASIN (12/88-1/89); Jim HOFFORD (10/88); Bob BOURNE (10/86-4/88); Len HACHBORN (12/85-2/86); Bob MILLER (10/84-4/85); Billy HARRIS (2/84-3/84); Kevin LAVALLEE (10/83); Blair BARNES (3/83); Phil SYKES (3/83); Brian MACLELLAN (1/83); Scott GRUHL (12/82); Al SIMS (12/82); Pierre GIROUX (12/82); Dave GANS (11/82); Phil SYKES (11/82); Greg TERRION (10/80-4/82); Syl APPS JR. (10/77-4/80); Dave SCHULTZ (10/76-10/77); Frank ST. MARSEILLE (1972-73 to 1975-76); Phil HOENE (1972-73); Lucien GRENIER (10/70-4/72); Larry CAHAN (1968-69).
- 15** **Andy ANDREOFF (10/14-present);** Brad RICHARDSON (10/08-6/13); Brady MURRAY (9/07-10/07); Jamie LUNDMARK (1/07-4/07); Jeff COWAN (10/05-12/06); Jozef STUMPEL (10/03-4/04); Ted DONATO (3/02); Jozef STUMPEL (10/97-10/01); Jaroslav MODRY (3/96-4/97); Pat CONACHER (10/92-2/96); Randy GILHEN (10/91-12/91); Chris KONTOS (3/89-4/90); Tim TOOKEY (10/88); Bryan ERICKSON (12/85-12/88); Dave GANS (10/85); Kevin LAVALLEE (11/84); Daryl EVANS (3/82-11/84); Andre ST. LAURENT (12/81-2/82); Bobby SHEEHAN (11/81); Bernie NICHOLLS (11/81); Andre ST. LAURENT (10/79-4/81); Danny GRANT (11/78-4/79); Steve CLIPPINGDALE (1976-77); Jim MOXEY (1976-77); Juha WIDING (1969-70 and 3/70-1/77); Ted IRVINE (10/67-2/70).

## KINGS ALL-TIME UNIFORM NUMBERS

### 16 MARCEL DIONNE (10/75-3/87)

**Number Retired  
November 8, 1990;**  
Bill LESUK (1/72-4/74);  
Eddie JOYAL (10/67-1/72).

**17** Daniel CARCILLO (10/13-1/14);  
Ethan MOREAU (10/11-12/11);  
Wayne SIMMONDS (10/08-4/11);  
Lubomir VISNOVSKY (1/01-4/08);  
Tomas VLASAK (10/01-11/01);  
Nelson EMERSON (3/00-4/00);  
Bob CORKUM (12/99-3/00);  
Matt JOHNSON (10/96-4/99);  
Jari KURRI (10/91-3/96);  
Jim THOMSON (1/91-3/91);  
Brian WILKS (12/88);  
Bob LOGAN (12/88);  
Jimmy CARSON (10/86-4/88);  
John Paul KELLY (10/80-4/86);  
Tommy WILLIAMS (11/73-4/79);  
Dan KOLONEY (1972-73);  
Bill FLETT (1970-71 to 1971-72);  
Mike CORRIGAN (1969-70);  
Bill FLETT (1967-68 to 1969-70).

### 18 DAVE TAYLOR (10/77-4/94)

**Number Retired  
April 3, 1995;**  
Bob BERRY (10/70-4/77);  
Jimmy PETERS  
(1969-70 to 1970-71).

**19** Kevin WESTGARTH (10/10-1/13);  
Kyle CALDER (9/07-4/09);  
Sean AVERY (3/03-2/07);  
Nelson EMERSON (10/01-4/02);  
Bob CORKUM (3/00-2/01);  
Len BARRIE (11/99-3/00);  
Russ COURTNALL (11/97-4/99);  
Jeff SHEVALIER (1/97-4/97);  
John DRUCE (11/93-3/96);  
Jim THOMSON (12/92-1/93);  
Larry ROBINSON (10/89-4/92);  
Jim FOX (10/80-11/88);  
Butch GORING  
(1970-71 to 3/80);  
Howie MENARD  
(1967-68 to 1968-69);  
Mike CORRIGAN (1967-68);  
Brian KILREA (1967-68).

### 20 LUC ROBITAILLE (10/97-5/01 and 10/03-4/06) Number Retired January 20, 2007;

Ray FERRARO (3/96-4/97);  
Steve LAROCHE (2/96);  
**LUC ROBITAILLE (10/86-4/94);**  
Larry PLAYFAIR (2/86-4/86);  
Mark HARDY (10/80-4/85);  
Brad SELWOOD (1979-80);  
Don HOWSE (1979-80);  
Scott GARLAND (1978-79);  
Bob PULFORD (10/70-4/72);  
Dick DUFF (1/70-4/70);

Ron ANDERSON (1968-69);  
Gord LABOSSIERE (1967-68).

**21** Matt FRATTIN (10/13-3/14);  
Scott PARSE (10/10-6/12);  
Denis GAUTHIER (10/08-4/09);  
Brian WILLISIE (10/06-4/08);  
John TRIPP (10/03-4/04);  
Bryan SMOLINSKI (10/99-3/03);  
Josh GREEN (10/98-4/99);  
Olli JOKINEN (10/97);  
Kai NURMINEN (10/96-4/97);  
Tony GRANATO (10/90-4/96);  
Barry BECK (10/89-3/90);  
Wayne MCBEAN (10/87-2/88);  
Bob CARPENTER (3/87-4/87);  
Peter DINEEN (3/87);  
Glen CURRIE (3/86-4/86);  
Anders HAKANSSON  
(10/83-2/86);  
Rick BLIGHT (12/82-1/83);  
Dave MORRISON (11/82-12/82);  
Scott GRUHL (12/81);  
Glenn GOLDUP (10/76-10/81);  
Bill FLETT (1967-68 to 1969-70);  
Phil HOENE  
(1973-74 to 1974-75);  
Serge BERNIER  
(1971-72 to 1972-73);  
Al MCDONOUGH (1971-72);  
Matt RAVLICH  
(1969-70 to 1970-71);  
Bill WHITE (10/67-2/70).

### 22 Trevor LEWIS (10/10-present);

Jeff HALPERN (3/10-4/10);  
Brian BOYLE (2/08-4/09);  
Joe PISKULA (3/07-4/07);  
Shay STEPHENSON (3/07);  
Jason WARD (2/07-3/07);  
Craig CONROY (10/05-1/07);  
Ian LAPERRIERE (3/96-4/04);  
Rick TOCCHET (3/95-1/96);  
Charlie HUDDY (10/91-2/95);  
Bob HALKIDIS (1/90-3/91);  
Ken BAUMGARTNER  
(1/88-11/89);  
Glen CURRIE (12/87);  
Dave WILLIAMS  
(3/85-10/87);  
Steve SEGUIN (10/84);  
Warren HOLMES (11/82-4/83);  
Dean JENKINS (10/83);  
Pierre GIROUX (10/82);  
Steve JENSEN (10/78-2/82);  
Gary SARGENT (10/75-4/78);  
Barry LONG  
(1971-72 to 1973-74);  
Jean POTVIN (1971-72);  
Al MCDONOUGH (1970-71);  
Bryan CAMPBELL  
(1968-69 and 1969-70);  
Marc DUFOUR (1968-69);  
Gerry FOLEY (1968-69);

Billy INGLIS  
(1967-68 and 1968-69);  
Mike CORBETT (4/68);  
Jim ANDERSON (1967-68).

### 23 Dustin BROWN (10/03-present);

Craig JOHNSON (2/96-4/03);  
Phil CROWE (11/93-4/94);  
Corey MILLEN (12/91-6/93);  
Mike DONNELLY (11/90-3/91);  
Keith CROWDER (10/89-4/90);  
Igor LIBA (12/88-4/89);  
Larry PLAYFAIR (10/86-10/88);  
Bob MONGRAIN (3/86);  
Doug SMITH (10/81-1/86);  
Don LUCE (1980-81);  
Kevin SCHAMEHORN (1980-81);  
Barry GIBBS (1979-80);  
Nick BEVERLEY (1978-79);  
Randy HOLT (12/78-4/79);  
Neil KOMADOSKI (10/72-4/78);  
Jim STANFIELD (1971-72);  
Jean POTVIN (1970-71);  
Eddie SHACK  
(1969-70 to 1970-71);  
Gary CROTEAU (1968-69);  
Doug ROBINSON  
(1967-68 and 1968-69).

**24** Colin FRASER (10/11-6/14);  
Alexander FROLOV (10/02-4/10);  
Adam MAIR (3/01-4/02);  
Lubomir VISNOVSKY  
(10/00-1/01);  
Nathan LAFAYETTE (3/96-3/99);  
Michel PETIT (1/95-11/95);  
Mark HARDY (3/93-12/93);  
Frank BREAU (10/90-12/92);  
Mikko MAKELA (11/89-4/90);  
Dale DEGRAY (10/88-4/89);  
Jay WELLS (10/79-4/88);  
Brian GLENNIE (1978-79);  
Don KOZAK  
(1972-73 to 1977-78);  
Neil KOMADOSKI (1971-72);  
Mike BYERS (1970-71).

**25** Dustin PENNER (3/11-6/13);  
Matt MOULSON (10/08-11/08);  
John KLEMM (11/07-4/08);  
Noah CLARKE (11/06-4/07);  
Eric BELANGER (10/00-4/06);  
Kevin STEVENS (1/96-4/97);  
Darryl SYDOR (10/92-1/96);  
Jim THOMSON (10/91-4/92);  
Petr PRAJSER (10/87-3/90);  
Dave LANGEVIN (2/87-4/87);  
Peter DINEEN (12/86);  
Craig DUNCANSON (4/86);  
Mark HARDY (12/85);  
Dan BRENNAN (3/84-10/85);  
Ken HOUSTON (10/83-2/84);  
Dave LEWIS (10/80-4/83);

## KINGS ALL-TIME UNIFORM NUMBERS

Don HOWSE (1979-80);  
Darryl EDESTRAND  
(1977-78 and 1978-79);  
Larry CARRIERE (1977-78);  
Randy ROTA (1973-74);  
Harry HOWELL (1970-71);  
Leon ROCHEFORT (1969-70).

**26** Slava VOYNOV (11/11-10/14);  
Michal HANDZUS (9/07-4/11);  
Marty MURRAY (11/06-1/07);  
Trent KLATT (10/03-4/04);  
Joe CORVO (12/03-4/03);  
Randy ROBITAILLE (10/01-12/01);  
Rich BRENNAN (12/00-5/01);  
Ray FERRARO (10/97-4/99);  
Chris MARINUCCI (2/97);  
Philippe BOUCHER (2/95-4/96);  
Brian MCREYNOLDS (3/94-4/94);  
Marc FORTIER (2/93);  
Peter AHOLA (10/91-11/92);  
Mike KRUSHELNYSKI  
(10/88-11/90);  
John ENGLISH (3/88-4/88);  
Craig DUNCANSON (3/88);  
Brian WILKS (3/86);  
Al TUER (11/85-3/86);  
Brian WILKS (3/85);  
Wes JARVIS (10/83-4/84);  
Steve BOZEK (10/81-4/83);  
Dave MORRISON (1980-81);  
Dave LEWIS (3/80-4/80);  
Mark HARDY (1979-80);  
Mark HEASLY (1978-79);  
Charlie SIMMER (1977-78);  
Steve SHORT (1977-78);  
Russ WALKER  
(1976-77 and 1977-78).

### 27 Alec MARTINEZ

**(10/11-present);**  
Alexei PONIKAROVSKY  
(10/10-4/11);  
Kyle QUINCEY (10/08-4/09);  
Scott THORNTON (10/06-4/08);  
Joe CORVO (10/03-4/04);  
Erik RASMUSSEN (1/03-4/03);  
Jaroslav BEDNAR (3/02-11/03);  
Glen MURRAY (3/97-10/02);  
John SLANEY (1/96-1/97);  
Dave THOMLINSON  
(2/94 -4/95);  
Marc POTVIN (1/93-10/93);  
Jim HILLER (10/92-1/93);  
John TONELLI (10/88-4/91);  
Lyle PHAIR (1/88-4/88);  
Joe PATERSON (12/85-1/88);  
Brian MACLELLAN (10/83-12/85);  
Rick CHARTRAW (1/82-1/83);  
John GIBSON 1980-81);  
Garry UNGER (1980-81);  
Rick HAMPTON  
(1978-79 and 1979-80);

Lorne STAMLER  
(1976-77 and 1977-78);  
Dan MALONEY  
(1972-73 to 1974-75).

**28** Jarret STOLL (10/08-4/15);  
Matt MOULSON (11/07-4/08);  
Oleg TVERDOVSKY (10/06-2/07);  
Adam DEADMARSH (2/01-4/04);  
Steven REINPRECHT (4/00-2/01);  
Bill HUARD (12/99);  
Jason PODOLLAN (3/99);  
Steve DUCHESNE (10/98-3/99);  
Philippe BOUCHER (10/96-4/98);  
Eric LACROIX (1/95-4/96);  
Guy LEVEQUE (11/92-4/94);  
Steve DUCHESNE (10/86-4/91);  
Rick LAPOINTE (10/84-12/86);  
Fred BARRETT (3/84);  
Mike HEIDT (10/83);  
Ulf ISAKSSON (10/82-2/83);  
Warren HOLMES (2/82);  
Paul MULVEY (1/82);  
John GIBSON (10/81-11/81).

**29** John ZEILER (11/10-4/11);  
Jeff GIULIANO (12/07-4/08);  
Tom KOSTOPOULOS  
(10/05-4/07);  
Brad CHARTRAND (10/99-4/04);  
Sean PRONGER (2/99-3/99);  
Eric LACROIX (10/98-2/99);  
Roman VOPAT (10/98);  
Steve FINN (11/95-4/97);  
Chris SNELL (2/95-5/95);  
Donald DUFRESNE (3/94-4/94);  
Lonnie LOACH (10/92-6/93);  
Jay MILLER (2/89-4/92);  
Mark FITZPATRICK (11/88-2/89);  
Al JENSEN (2/87-3/87);  
Glenn HEALY (11/85);  
Gary LASKOSKI (10/82-12/84);  
Al SIMS (3/82);  
Mike BLAKE (3/82);  
Jim RUTHERFORD (1980-81);  
Don WADDELL (1980-81);  
Billy SMITH (1971-72).

### 30 Number Retired February 14, 1985;

Markus MATTSOON (2/83-3/84);  
Mike BLAKE (10/82-1/83);  
Doug KEANS (1980-81);  
Ron GRAHAME  
(1978-79 to 1980-81);  
**ROGIE VACHON (11/71-4/78);**  
Denis DEJORDY (2/70-11/71);  
Gerry DESJARDINS  
(1968-69 to 1969-70);  
Jacques CARON (1967-68);  
Terry SAWCHUCK (1967-68).

**31** Martin JONES (12/13-4/15);  
Erik ERSBERG (2/08-4/10);  
Mathieu GARON (10/05-4/07);  
Jared AULIN (12/02-3/04);  
Steve PASSMORE (10/00-3/01);  
Ryan BACH (10/98-4/99);  
Frederic CHABOT (10/97-3/98);  
Byron DAFOE (10/95-4/96);  
Grant FUHR (2/95-5/95);  
Jamie STORR (1/95);  
Mario GOSSELIN (10/89-4/90);  
Roland MELANSON (1/86-3/89);  
Mike BLAKE (11/84);  
Marco BARON (1/84-3/84);  
Doug KEANS  
(1979-80 to 1980-81);  
Gary SIMMONS  
(1976-77 and 1977-78).

### 32 Jonathan QUICK (12/07-present);

Barry BRUST (11/06);  
Roman CECHEMANEK  
(10/03-4/04);  
Derek ARMSTRONG  
(10/03-4/03);  
Stu GRIMSON (10/00-5/01);  
Manny LEGACE (10/98-4/99);  
J.C. BERGERON (1996-97);  
Kelly HRUDEY (2/88-4/96);  
Dan GRATTON (2/88);  
Tim TOOKEY (10/87-1/88);  
Paul PAGEAU (1980-81).

**33** Willie MITCHELL (10/10-6/14);  
Fredrik MODIN (3/10-4/10);  
Kevin WESTGARTH (1/09-4/09);  
Jack JOHNSON (3/07-4/07);  
Yutaka FUKUFUJI (1/07);  
Ziggy PALFFY (10/99-4/04);  
Jaroslav MODRY (4/99);  
Jan VOPAT (10/96-4/98);  
Marty MCSORLEY  
(10/88-6/93 and 2/94-3/96);  
Chris KONTOS (3/88);  
Bob KUDELSKI (10/87-12/87).

**34** Lauri TUKONEN (4/07-4/08);  
Marcel COUSINEAU  
(11/99-1/01);  
Donald AUDETTE (12/98);  
Byron DAFOE (10/96-4/97);  
Matt JOHNSON (1/95-10/95).

**35** Jason LABARBERA  
(10/05-12/08);  
Cristobal HUET (2/03-4/04);  
Stephane FISET (10/96-3/02);  
Arto BLOMSTEN (3/95-12/95);  
Robb STAUBER  
(3/90 and 10/93-2/95);  
Glenn HEALY (10/87-3/89);  
Darren ELIOT (10/84-4/87).

## KINGS ALL-TIME UNIFORM NUMBERS

- 36** David VAN DER GULIK (10/14);  
Dmitry YUSHKEVICH (11/02-2/03);  
Pauli JAKS (1/95);  
Daniel BERTHIAUME (10/90-1/92);  
Craig DUNCANSON (11/88 and 10/89-11/89).
- 37** Nick SHORE (1/15-present);  
Jean-Sebastien AUBIN (9/07-2/08);  
Gabe GAUTHIER (3/07-4/07);  
Mark PARRISH (3/06-4/06);  
Denis GREBESHKOV (12/05-3/06);  
Kip BRENNAN (1/02-3/04);  
Jason PODOLLAN (4/00-4/01);  
Paul DIPIETRO (10/96);  
Patrice TARDIF (2/96-4/96);  
Dan CURRIE (12/93);  
Bob KUDELSKI (10/88-12/92).
- 38** Kevin DALLMAN (10/06-4/08);  
Pavol DEMITRA (10/05-4/06);  
Denis GREBESHKOV (2/04-4/04);  
Chris MCALPINE (10/03-4/03);  
Rob VALICEVIC (10/01-11/01);  
Eric LAVIGNE (2/95);  
Dan GRATTON (10/87).
- 39** Dan CLOUTIER (10/06-4/08);  
Noah CLARKE (12/03-4/06);  
Felix POTVIN (2/01-4/03);  
Yanic PERREAULT (3/95);  
Hubie MCDONOUGH (10/88-11/90);  
Ken HAMMOND (11/87).
- 40** Matt RYAN (12/05-1/06);  
Barry POTOMSKI (1/96-2/97);  
Darryl SYDOR (10/91).
- 41** Raitis IVANANS (10/06-4/10);  
Jason ALLISON (10/01-4/04);  
Brent GRIEVE (10/96-12/96);  
Brandy SEMCHUK (3/93).
- 42** Tom PREISSING (9/07-3/09);  
Tim GLEASON (10/03-4/06);  
Mikko ELORANTA (10/01-4/03);  
Dan BYLSMA (12/95-4/00);  
Dominic LAVOIE (10/93-12/93);  
Steve RICHMOND (10/88 and 1/89).
- 43** Tim JACKMAN (11/06-4/07);  
Mike WEAVER (10/05-4/06);  
Jon SIM (3/03-3/04);  
Philippe BOUCHER (10/98-4/02);  
Vitali YACHMENEV (10/95-3/98);  
Dave GOVERDE (12/91-11/93).
- 44** Robyn REGEHR (4/13-4/15);  
Davis DREWSKE (2/09-4/13);  
Jaroslav MODRY (3/07-2/08);  
Lauri TUKONEN (2/07);  
Jaroslav MODRY (10/99-4/04);  
Dave BABYCH (3/99-4/99);  
Yanic PERREAULT (10/95-3/99);  
Randy BURRIDGE (4/95-5/95);  
John MCINTYRE (11/90-3/93);  
Ron DUGUAY (2/88-4/89);  
Dan BONAR (2/83-3/83).
- 45** Jonathan BERNIER (9/07-6/13);  
Adam HAUSER (1/06);  
Travis SCOTT (12/00-4/03);  
Sandy MOGER (10/97-4/98);  
Ruslan BATYRSHIN (3/96);  
Keith REDMOND (1/93-4/94);  
Gordie WALKER (11/88-12/88).
- 46** Daniel TAYLOR (3/08-4/09);  
Mathieu CHOQUINARD (2/04-4/04);  
Rick HAYWARD (12/90).
- 47** Trent HUNTER (10/11-4/12);  
Corey ELKINS (12/09-4/11);  
Ladislav NAGY (9/07-4/08);  
Josh GREEN (10/98);  
Brad JONES (10/90-3/91).
- 48** Andrei LOKTIONOV (10/11-2/13);  
Andrei LOKTIONOV (11/09-4/10);  
Petr KANKO (12/05-1/06);  
Mark VISHEAU (11/98-4/99).
- 49** Brandon SEGAL (11/09-2/10);  
Peter HARROLD (11/06-4/07);  
Ryan FLINN (1/02-4/06);  
Jay MILLER (1/89).
- 50** Bob JAY (10/93);  
Sean MCCOSH (3/92).
- 51** Jeff TAMBELLINI (11/05-12/05);  
Chris SCHMIDT (2/03-3/03);  
Scott THOMAS (12/00-4/02);  
Justin HOCKING (4/94);  
Shawn MCEACHERN (10/93-2/94);  
Mikael LINDHOLM (10/89-2/90).
- 52** Gabe GAUTHIER (12/07-4/09);  
Jerred SMITHSON (12/02-4/04);  
Jason MORGAN (4/97-4/98);  
Dave THOMLINSON (10/93).
- 53** Alec MARTINEZ (10/09-4/11);  
Jeff GIULIANO (11/05-4/06);  
Jason HOLLAND (10/01-4/04);  
Brian MCREYNOLDS (2/94-3/94).
- 54** Ben SCRIVENS (10/13-1/14);  
Teddy PURCELL (1/08-3/10);  
Jan NEMECEK (11/98-4/00).

## KINGS ALL-TIME HOME ATTENDANCE YEAR-BY-YEAR

REGULAR SEASON				PLAYOFFS		
Season	Games	Attendance	Average	Season	Games	Average
1967-68	37	297,394	8,037	1967-68	4	9,160
1968-69	38	334,482	8,802	1968-69	5	9,007
1969-70	38	329,135	8,662			
1970-71	39	359,638	9,221			
1971-72	39	338,399	8,677			
1972-73	39	424,456	10,833			
1973-74	39	433,424	11,113	1973-74	2	28,417
1974-75	40	504,817	12,620	1974-75	2	28,431
1975-76	40	494,613	12,365	1975-76	4	60,038
1976-77	40	497,424	12,436	1976-77	5	78,098
1977-78	40	471,856	11,796	1977-78	1	12,889
1978-79	40	399,696	9,992	1978-79	1	12,029
1979-80	40	417,747	10,444	1979-80	2	22,779
1980-81	40	442,400	11,060	1980-81	2	24,950
1981-82	40	430,062	10,752	1981-82	4	64,020
1982-83	40	464,670	11,617			
1983-84	40	419,725	10,493			
1984-85	40	486,624	12,166	1984-85	1	16,005
1985-86	40	409,240	10,231			
1986-87	40	425,769	10,644	1986-87	2	23,433
1987-88	40	466,677	11,667	1987-88	2	29,885
1988-89	40	595,000	14,875	1988-89	6	96,030
1989-90	40	628,274	15,707	1989-90	5	80,025
1990-91	40	626,957	15,674	1990-91	6	96,030
1991-92	40	640,200	16,005	1991-92	3	48,015
1992-93	*42	661,456	15,749	1992-93	11	176,055
1993-94	**42	652,231	15,529			
1994-95	24	369,548	15,398			
1995-96	41	555,605	13,551			
1996-97	41	504,190	12,297			
1997-98	41	533,800	13,020	1997-98	2	32,010
1998-99	41	524,599	12,795			
1999-00	41	677,264	16,519	1999-00	2	36,236
2000-01	41	658,340	16,057	2000-01	6	110,868
2001-02	41	687,002	16,756	2001-02	3	55,468
2002-03	41	720,186	17,566			
2003-04	41	732,958	17,857			
2004-05	DNP — LOCKOUT					
2005-06	41	730,642	17,821			
2006-07	41	657,383	16,473			
2007-08	***41	680,879	16,607			
2008-09	41	676,042	16,489			
2009-10	41	709,853	17,313	2009-10	3	54,873
2010-11	41	741,404	18,083	2010-11	3	54,568
2011-12	****41	734,736	17,920	2011-12	9	166,754
2012-13	24	436,295	18,179	2012-13	9	165,718
2013-14	****41	779,734	19,018	2013-14	12	221,737
2014-15	41	748,920	18,266			
<b>TOTALS</b>	<b>1,859</b>	<b>25,511,746</b>	<b>13,723</b>	<b>117</b>	<b>1,877,040</b>	<b>16,043</b>

\*Includes a neutral site game played in Phoenix, AZ on Dec. 8, 1992 (Attendance: 12,272).

\*\*Includes a neutral site game played in Sacramento, CA on April 3, 1994 (Attendance: 10,363).

\*\*\*Includes a neutral site game played in London, England on Sept. 29, 2007 (Attendance: 17,551).

\*\*\*\*Includes two neutral site games in Europe (Stockholm, Oct. 7, 2011: Attend: 13,800; Berlin, Oct. 8, 2011: Attend: 14,300).

\*\*\*\*\*Includes Stadium Series game vs. Anaheim at Dodger Stadium on Jan. 25, 2014 (Attendance: 54,099).

**Notes:** Best average attendance at STAPLES Center, one season = 18,266 (41 dates; 2014-15 season).

Most STAPLES Center sellouts, one season = 41 (2014-15 season).

Largest regular season crowd to attend a game at STAPLES Center = 18,743 (Dec. 27, 2003).

Best average playoff attendance at STAPLES Center, one playoff season = 18,528 (9 dates; 2011-12 season).

Largest playoff crowd in team history at STAPLES Center = 18,867 (June 6, 2012).

^ Most consecutive regular season sellouts at STAPLES Center = 131 (Dec. 3, 2011 through April 11, 2015).

^ Most consecutive sellouts at STAPLES Center including playoffs = 161 (Dec. 3, 2011 through April 11, 2015).

^ Active Streak



**BECOME A MEMBER AND ENJOY  
YEAR-ROUND EXCITEMENT AND A  
POWERFUL PACK OF GREAT GIFTS**



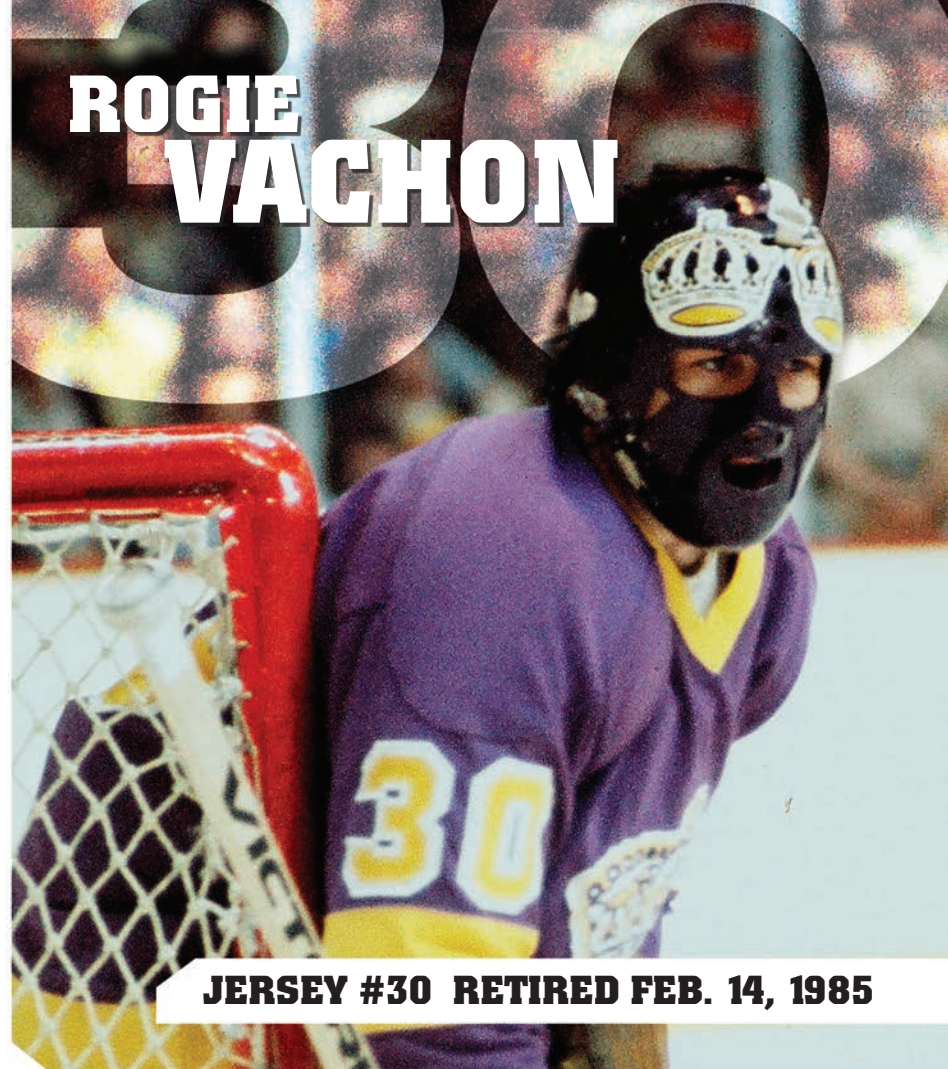
## **SPECIAL VIB PACKAGE** (VERY IMPORTANT BUDDY)



View all items at

**[lakings.com/baileysbuddies](http://lakings.com/baileysbuddies)**

# **ROGIE VACHON**



**JERSEY #30 RETIRED FEB. 14, 1985**

One of hockey's great goaltenders during his illustrious 16-year NHL career, Rogie Vachon became the first player to have his number retired by the Kings when he was honored on February 14, 1985.

Vachon spent seven seasons (1971-72 to 1977-78) with the Kings as a player, putting an indelible mark on the club's record book. He ranks second (to Jonathan Quick) all-time among Kings netminders in games played (389), wins (171) and shutouts (32). Perhaps his greatest season wearing the Forum purple and gold was 1974-75, the year Vachon posted a 27-14-13 record (including six shutouts) and a 2.24 goals-against-average. *The Hockey News* rewarded Vachon by naming him the NHL Player of the Year.

After Vachon ended his playing career during the 1981-82 season, he returned to the Kings as an Assistant Coach. On January 30, 1984, Vachon was named General Manager of the Kings, a post he held for eight-plus seasons.

# 16

## MARCEL DIONNE

**JERSEY #16 RETIRED NOV. 8, 1990**

Marcel Dionne was the King of the Kings during his 12 seasons in Los Angeles. He had his No. 16 retired in 1990.

The 1975 acquisition of Dionne brought Kings fans a player who performed offensive magic like no King before. In his second Kings season Dionne became the first player in club history to score 50-plus goals (53) and record 100-plus points (122).

Dionne's greatest glory as a King came as a member of the "Triple Crown Line." Centering a line with Dave Taylor and Charlie Simmer during the late 1970s and early 1980s, Dionne posted the biggest numbers of his career.

Before a 1987 trade sent Dionne to the Rangers, he set Kings career scoring records that still stand: 757 assists and 1,307 points. Upon Dionne's retirement, his career scoring accomplishments (731 goals, 1,040 assists and 1,771 points) were surpassed by only two men – Wayne Gretzky and Gordie Howe.

Dionne – who ranks in the Top 10 all-time in NHL history in points (sixth), goals (fourth) and assists (10th) -- was inducted into the Hockey Hall of Fame in 1992.

# 18

## DAVE TAYLOR

**JERSEY #18 RETIRED APR. 3, 1995**

No player in the history of the Kings ever wore the uniform with more distinction and class than Dave Taylor. For 17 seasons, Taylor gave his all, both on and off the ice, receiving All-Star status for his outstanding play. He was rewarded with the retirement of his jersey on April 3, 1995.

Taylor served in a variety of front office positions with the Kings including the position of President, Hockey Operations/General Manager. In the GM position he served nine seasons, which is third longest mark all-time with the franchise.

The Kings 15th round pick in the 1975 NHL Draft, he hooked up with a center named Marcel Dionne, who helped ignite Taylor's career. As a member of the renowned "Triple Crown Line" with Dionne and left wing Charlie Simmer, Taylor became a prolific scorer who also packed a fearsome check. Before retiring at the end of the 1993-94 season, Taylor played in 1,111 games and recorded 431 goals, 638 assists and 1,069 points.

In 1991, the NHL honored Taylor's contributions to hockey and the community by awarding him both the Masterton and King Clancy trophies.



# WAYNE GRETZKY

**JERSEY #99 RETIRED OCT. 9, 2002**

When the Kings acquired Wayne Gretzky in 1988 from Edmonton, hockey changed forever. His career as a King came full-circle in 2002 when the Kings officially retired No. 99.

The arrival of "The Great One" brought credibility and notoriety to the Kings. Sellout crowds became the norm at the Forum and the glitz and glamour of Hollywood quickly followed.

Gretzky – the greatest scorer in the history of the NHL with 2,857 points – played eight seasons in Los Angeles during which he won the NHL's scoring title (Art Ross Trophy) on three occasions; was named the league's Most Valuable Player (Hart Memorial Trophy) once; and he led the Kings on their first run to the Stanley Cup Final in 1993.

Fourth on the Kings all-time scoring list, Gretzky recorded 918 points (246-672=918) in 539 games as a King. Some of his more memorable highlights as a King include October 15, 1989, when he became the NHL's all-time leading scorer, and March 23, 1994, when he became the all-time leading goal scorer.



# LUC ROBITAILLE

**JERSEY #20 RETIRED JAN. 20, 2007**

Probably the most popular player in Kings history, Luc Robitaille had his No. 20 retired on January 20, 2007. In 2009, he was inducted into the Hockey Hall of Fame.

The highest scoring left wing in NHL history, Robitaille's accomplishments with the Kings are nearly unmatched, including the most goals ever by a King. He played 14 of his 19 NHL seasons with the Kings, and his prolific scoring touch, on-ice determination and will to win is unrivaled.

But it is Robitaille's true and genuine passion for the game that helped elevate him into a unique grouping of athletes in this community. Robitaille has been as active off the ice as he was on the ice, promoting the sport of hockey in numerous charitable endeavors.

Following his retirement as a player, Robitaille was named President of Business Operations for the Kings. His day-to-day work helps give the Kings tremendous leadership and his tenure has seen the franchise achieve numerous records on the business side of the hockey club.

# ROB BLAKE



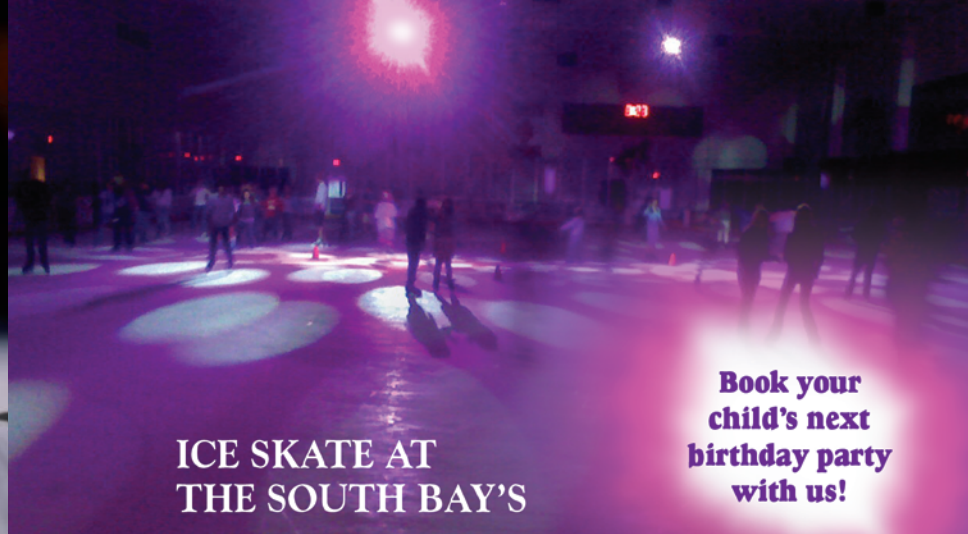
**JERSEY #4    RETIRED JAN. 17, 2015**

Former Kings captain/defenseman and current club executive Rob Blake had his No. 4 jersey retired by the Kings as part of a special pregame ceremony at STAPLES Center in January of 2015.

Blake – who was also inducted into the Hockey Hall of Fame in 2014 – is the all-time leader in games played, goals, assists and points by a Kings defenseman. He played 14 of his 20 NHL seasons with the Kings (1990-01 and 2006-08) and he served as the Kings captain from 1996-01 and again from 2007-08 (six total seasons).

Blake was originally selected by the Kings in the fourth round (70th overall) of the 1988 NHL Entry Draft. A native of Simcoe, Ontario, Blake played college hockey at Bowling Green State University. He made his NHL debut with the Kings during the 1989-90 season and his final game came in the 2010 postseason with San Jose.

In all he recorded 777 points (240-537=777) in 1,270 regular season games, while in 146 playoff games he registered 73 points (26-47=73).



ICE SKATE AT  
THE SOUTH BAY'S

**Book your  
child's next  
birthday party  
with us!**

## COOLEST family fun center!

- Public Sessions Daily  
(with rental skates for all ages  
and sizes)
- Learn to Skate/Play Hockey
- Youth & Adult Hockey Leagues
- Figure Skating
- Birthday Parties
- Camps & Special Events



**TOYOTA**  
SPORTS CENTER

555 N. Nash Street, El Segundo, CA 90245 • 310.535.4400

**For special web coupon offers, skate to the 'net...  
[www.ToyotaSportsCenter.com](http://www.ToyotaSportsCenter.com)**



SKATE WHERE YOUR LOS ANGELES KINGS PRACTICE!



LOS ANGELES KINGS

## KINGS HALL OF FAME

Rob Blake, Marcel Dionne, Butch Goring, Wayne Gretzky, Luc Robitaille, Dave Taylor, Rogie Vachon, Peter Demers and Bob Miller are the members of the Los Angeles Kings Hall of Fame.



**ROB BLAKE** – The first – and only – Kings defenseman to win the Norris Trophy, Rob was inducted into the Kings Hall of Fame in 2015 at the same time his jersey No. 4 was raised to the rafters at STAPLES Center. The hard-hitting blueliner holds most Kings scoring records at his position. He was inducted into the Hockey Hall of Fame in 2014 and currently serves as an executive with the team (hockey operations).



**MARCEL DIONNE** – With more than 1,300 points during his 12-year tenure as a King, Marcel, a Hall of Famer, brought a tremendous amount of excitement and enthusiasm to Kings fans when he arrived in 1975. His scoring touch was record setting and his scoring records might never be touched. In his first eight seasons with the Kings, he led the club in scoring each year, and in his final four seasons with the club he ranked in the top four in scoring each season.



**BUTCH GORING** – One of the Kings early stars with 275 goals and 659 points, Butch trails only Marcel, Dave, Wayne, Luc and Bernie Nicholls on the team's all-time scoring list while playing for the Kings from 1969-80. He left the Kings in 1980 as he was traded to the New York Islanders, where all he did was help that club win four consecutive Stanley Cups (1980, 1981, 1982 and 1983). Butch later moved into coaching and broadcasting.



**WAYNE GRETZKY** – Wayne's 19-year NHL tenure is unmatched. A King from 1988-96, he is fourth on the club's all-time scoring list and he earned a multitude of honors while playing in Los Angeles, including three NHL scoring titles and one Most Valuable Player award. Considered by so many to be the greatest player in the history of hockey, Wayne also played for the Oilers (where he won four Stanley Cups), the Blues and the Rangers.



**LUC ROBITAILLE** – Luc Robitaille, a former ninth-round selection by the Kings who went on to become the highest scoring left wing in NHL history, was the most recent King to have his sweater retired before being joined in the club by long-time friend and teammate Rob Blake. Luc holds numerous club records, including the mark for most goals scored, as he tallied 557 goals in his 1,077 regular season games with the club. On November 9, 2009, he was inducted into the Hockey Hall of Fame.



**DAVE TAYLOR** – One of the most popular and respected players in team history during his 17 seasons on the ice, Dave spent more than 30 seasons with the Kings organization as a player and front office executive. He owns a multitude of club records and he, as a right wing, was an integral member of the club's famed "Triple Crown Line" with Marcel and Charlie Simmer. Dave now works in the St. Louis Blues front office.



**ROGIE VACHON** – Rogie was a premier goaltender for the Kings for nearly a decade, and he first became associated with the Kings in 1971 when he took the Forum ice after being traded to Los Angeles from Montreal. He was the Kings leader in just about every statistical category for a goalie when he finished his Kings career in 1978. Rogie, who has also held a variety of front office positions with the team, was also the first King to have his sweater retired by the club and he remains the only netminder in Kings history to be so honored.



**PETER DEMERS** – Starting with the Kings organization in 1969, Peter joined the Kings in L.A. in 1972 after working in Springfield. A true iron-man, he ended the 2005-06 season having been behind the bench for 2,632 consecutive Kings games. In 2007, Demers was honored in Toronto when he was added to the PHATS honor wall in the Hockey Hall of Fame which recognizes the PHATS/SPHEM inductees. In his retirement, he is active with the Kings participating in alumni and community events.



**BOB MILLER** – The "Voice of the Kings" is now in his 43rd season behind the Kings microphone. He has called more Kings games on television than anyone, and in 2000 he was part of the Hockey Hall of Fame induction ceremonies in Toronto as the recipient of the Foster Hewitt Memorial Award, which is given annually by the TV/radio industry for outstanding contributions to the hockey broadcasting profession. In 2010-11, he celebrated his 50th year in broadcasting.



**WWW.LAKINGS.COM/ICECREWAPPEARANCES**



## KINGS 1968 PLAYOFF YEAR IN REVIEW

Quarterfinals Series vs. Minnesota (Lost 3-4)

SCORING PLAYER	GP	G	A	PTS	PIM	PPG	SHG	
Doug Robinson	7	4	3	7	0	0	0	
Lowell MacDonald	7	3	4	7	2	1	0	
Eddie Joyal	7	4	1	5	2	3	0	
Gord Labossiere	7	2	3	5	24	0	0	
Howie Menard	7	0	5	5	24	0	0	
Bill White	7	2	2	4	4	0	0	
Ted Irvine	6	1	3	4	2	0	0	
Bill Flett	7	1	2	3	8	0	0	
Howie Hughes	7	2	0	2	0	1	0	
Real Lemieux	7	1	1	2	0	0	0	
Dave Amadio	7	0	2	2	8	0	0	
Terry Gray	7	0	2	2	10	0	0	
Poul Popiel	3	1	0	1	4	0	0	
Dale Rolfe	7	0	1	1	14	0	0	
Bob Wall	7	0	1	1	0	0	0	
Mike Corbett	2	0	1	1	2	0	0	
Wayne Rutledge	3	0	0	0	0	0	0	
Terry Sawchuk	5	0	0	0	0	0	0	
Brent Hughes	7	0	0	0	10	0	0	
Brian Smith	7	0	0	0	0	0	0	
Team PIM					2			
Team Totals	7	21	31	52	116	5	0	
GOALTENDER	GP	MIN	GA	SO	SA	S%	AVG	W-L
Terry Sawchuk	5	280	18	1	137	.869	3.86	2-3
Wayne Rutledge	3	149	8	0	73	.890	3.22	1-1
Team Totals	7	429	26	1	210	.876	3.64	3-4

## KINGS 1969 PLAYOFF YEAR IN REVIEW

Quarterfinals Series vs. Oakland (Won 4-3)

Semifinals Series vs. St. Louis (Lost 0-4)

TOTALS FOR 1969 (4-7)

SCORING PLAYER	GP	G	A	PTS	PIM	PPG	SHG	
Bill Flett	11	3	4	7	11	1	0	
Ted Irvine	11	5	1	6	7	1	0	
Eddie Joyal	11	3	3	6	0	1	0	
Gary Croteau	11	3	2	5	8	1	0	
Howie Menard	11	3	2	5	12	1	0	
Lowell MacDonald	8	2	3	5	0	0	0	
Bill White	11	1	4	5	8	0	0	
Brent Hughes	11	1	3	4	37	0	0	
Real Lemieux	11	1	3	4	10	1	0	
Dale Rolfe	10	0	4	4	8	0	0	
Bryan Campbell	6	2	1	3	0	0	1	
Billy Inglis	11	1	2	3	4	0	0	
Larry Cahan	11	1	1	2	22	0	0	
Bob Wall	8	0	2	2	0	0	0	
Jimmy Peters	11	0	2	2	2	0	0	
Skip Krake	6	1	0	1	15	0	0	
Dave Amadio	9	1	0	1	10	0	0	
Gerry Desjardins	9	0	1	1	0	0	0	
Jacques Lemieux	1	0	0	0	0	0	0	
Ron Anderson	4	0	0	0	2	0	0	
Wayne Rutledge	5	0	0	0	4	0	0	
Howie Hughes	7	0	0	0	2	0	0	
Team PIM					0			
Team Totals	11	28	38	66	162	6	1	
GOALTENDER	GP	MIN	GA	SO	SA	S%	AVG	W-L
Gerry Desjardins	9	431	28	0	201	.861	3.90	3-4
Wayne Rutledge	5	229	12	0	114	.895	3.14	1-3
Empty Net Goals			1		1			
Team Totals	11	660	41	0	316	.870	3.73	4-7

## KINGS 1974 PLAYOFF YEAR IN REVIEW

Quarterfinals Series vs. Chicago (Lost 1-4)

SCORING PLAYER	GP	G	A	PTS	PIM	PPG	SHG	
Tommy Williams	5	3	1	4	0	1	0	
Mike Murphy	5	0	4	4	0	0	0	
Gene Carr	5	2	1	3	14	1	0	
Bob Nevin	5	1	0	1	2	0	0	
Juha Widing	5	1	0	1	2	0	0	
Mike Corrigan	4	0	1	1	4	0	0	
Butch Goring	5	0	1	1	0	0	0	
Sheldon Kannegiesser	5	0	1	1	0	0	0	
Barry Long	5	0	1	1	18	0	0	
Randy Rota	5	0	1	1	0	0	0	
Gary Edwards	1	0	0	0	0	0	0	
Neil Komadoski	2	0	0	0	12	0	0	
Bill Lesuk	2	0	0	0	4	0	0	
Larry Brown	3	0	0	0	0	0	0	
Rogie Vachon	4	0	0	0	0	0	0	
Bob Berry	5	0	0	0	0	0	0	
Terry Harper	5	0	0	0	16	0	0	
Don Kozak	5	0	0	0	33	0	0	
Dan Maloney	5	0	0	0	2	0	0	
Bob Murdoch	5	0	0	0	2	0	0	
Frank St. Marseille	5	0	0	0	0	0	0	
Team PIM					2			
Team Totals	5	7	11	18	111	2	0	
GOALTENDER	GP	MIN	GA	SO	SA	S%	AVG	W-L
Rogie Vachon	4	240	7	0	98	.929	1.75	0-4
Gary Edwards	1	60	1	0	23	.957	1.00	1-0
Empty Net Goals			2		2			
Team Totals	5	300	10	0	123	.919	2.00	1-4

## KINGS 1975 PLAYOFF YEAR IN REVIEW

Preliminary Round vs. Toronto (Lost 1-2)

SCORING PLAYER	GP	G	A	PTS	PIM	PPG	SHG	
Mike Murphy	3	3	0	3	4	2	0	
Bob Berry	3	1	2	3	2	0	0	
Gene Carr	3	1	2	3	29	0	0	
Don Kozak	3	1	1	2	7	0	0	
Larry Brown	3	0	2	2	0	0	0	
Juha Widing	3	0	2	2	0	0	0	
Sheldon Kannegiesser	3	0	1	1	4	0	0	
Bob Murdoch	3	0	1	1	4	0	0	
Frank St. Marseille	3	0	1	1	0	0	0	
Dave Hutchison	2	0	0	0	22	0	0	
Mike Corrigan	3	0	0	0	4	0	0	
Butch Goring	3	0	0	0	0	0	0	
Terry Harper	3	0	0	0	2	0	0	
Neil Komadoski	3	0	0	0	2	0	0	
Dan Maloney	3	0	0	0	2	0	0	
Bob Nevin	3	0	0	0	0	0	0	
Rogie Vachon	3	0	0	0	0	0	0	
Tommy Williams	3	0	0	0	0	0	0	
Team PIM					0			
Team Totals	3	6	12	18	82	2	0	
GOALTENDER	GP	MIN	GA	SO	SA	S%	AVG	W-L
Rogie Vachon	3	199	7	0	98	.929	2.11	1-2
Team Totals	3	199	7	0	98	.929	2.11	1-2

## KINGS 1976 PLAYOFF YEAR IN REVIEW

Preliminary Round vs. Atlanta (Won 2-0)  
Quarterfinals Series vs. Boston (Lost 3-4)  
**TOTALS FOR 1976 (5-4)**

SCORING								
PLAYER	GP	G	A	PTS	PIM	PPG	SHG	
Marcel Dionne	9	6	1	7	0	3	0	
Butch Goring	9	2	3	5	4	1	0	
Mike Murphy	9	1	4	5	6	1	0	
Bob Murdoch	9	0	5	5	15	0	0	
Mike Corrigan	9	2	2	4	12	0	0	
Tommy Williams	9	2	2	4	2	0	0	
Bob Nevin	9	2	1	3	4	0	0	
Dave Hutchison	9	0	3	3	27	0	0	
Bob Berry	9	1	1	2	0	0	0	
Don Kozak	9	1	0	1	12	0	0	
Vic Venasky	9	0	1	1	6	0	0	
Gary Edwards	2	0	0	0	0	0	0	
Rogie Vachon	7	0	0	0	0	0	0	
Bert Wilson	8	0	0	0	26	0	0	
Larry Brown	9	0	0	0	2	0	0	
Ab DeMarco	9	0	0	0	11	0	0	
Sheldon Kannegiesser	9	0	0	0	4	0	0	
Neil Komadoski	9	0	0	0	18	0	0	
Frank St. Marseille	9	0	0	0	0	0	0	
Team PIM					0			
<b>Team Totals</b>	<b>9</b>	<b>17</b>	<b>23</b>	<b>40</b>	<b>149</b>	<b>5</b>	<b>0</b>	
GOALTENDER								
PLAYER	GP	MIN	GA	SO	SA	S%	AVG	W-L
Rogie Vachon	7	438	17	1	193	.912	2.33	4-3
Gary Edwards	2	120	9	0	70	.871	4.50	1-1
Empty Net Goals			1		1			
<b>Team Totals</b>	<b>9</b>	<b>559</b>	<b>27</b>	<b>1</b>	<b>264</b>	<b>.898</b>	<b>2.90</b>	<b>5-4</b>

## KINGS 1977 PLAYOFF YEAR IN REVIEW

Preliminary Round vs. Atlanta (Won 2-1)  
Quarterfinals Series vs. Boston (Lost 2-4)  
**TOTALS FOR 1977 (4-5)**

SCORING								
PLAYER	GP	G	A	PTS	PIM	PPG	SHG	
Marcel Dionne	9	5	9	14	2	1	0	
Mike Murphy	9	4	9	13	4	1	0	
Butch Goring	9	7	5	12	0	3	0	
Gary Sargent	9	3	4	7	6	2	0	
Tommy Williams	9	3	4	7	2	1	0	
Don Kozak	9	4	1	5	17	1	0	
Bob Murdoch	9	2	3	5	16	1	0	
Dave Hutchison	9	1	4	5	15	0	0	
Vic Venasky	9	1	4	5	6	1	0	
Glenn Goldup	8	2	2	4	2	0	0	
Bob Berry	9	0	3	3	4	0	0	
Gene Carr	9	1	1	2	2	0	0	
Dave Schultz	9	1	1	2	45	1	0	
Bert Wilson	8	0	2	2	12	0	0	
Neil Komadoski	9	0	2	2	15	0	0	
Frank St. Marseille	9	1	0	1	2	0	0	
Larry Brown	9	0	1	1	6	0	0	
Steve Clippingdale	1	0	0	0	0	0	0	
Ab DeMarco	1	0	0	0	2	0	0	
Gary Simmons	1	0	0	0	0	0	0	
Rogie Vachon	9	0	0	0	0	0	0	
Team PIM					0			
<b>Team Totals</b>	<b>9</b>	<b>35</b>	<b>55</b>	<b>90</b>	<b>158</b>	<b>12</b>	<b>0</b>	
GOALTENDER								
PLAYER	GP	MIN	GA	SO	SA	S%	AVG	W-L
Rogie Vachon	9	520	36	0	272	.868	4.15	4-5
Gary Simmons	1	20	1	0	7	.857	3.00	0-0
<b>Team Totals</b>	<b>9</b>	<b>540</b>	<b>37</b>	<b>0</b>	<b>279</b>	<b>.867</b>	<b>4.11</b>	<b>4-5</b>

## KINGS 1978 PLAYOFF YEAR IN REVIEW

Preliminary Round vs. Toronto (Lost 0-2)

SCORING								
PLAYER	GP	G	A	PTS	PIM	PPG	SHG	
Darryl Edestrand	2	1	1	2	4	0	0	
Danny Grant	2	0	2	2	2	0	0	
Glenn Goldup	2	1	0	1	11	0	0	
Pete Stembkowski	2	1	0	1	2	0	0	
Syl Apps Jr.	2	0	1	1	0	0	0	
Bob Murdoch	2	0	1	1	5	0	0	
Larry Brown	1	0	0	0	2	0	0	
Vic Venasky	1	0	0	0	0	0	0	
Marcel Dionne	2	0	0	0	0	0	0	
Butch Goring	2	0	0	0	2	0	0	
Randy Manery	2	0	0	0	2	0	0	
Hartland Monahan	2	0	0	0	0	0	0	
Mike Murphy	2	0	0	0	0	0	0	
Rob Palmer	2	0	0	0	0	0	0	
Gary Sargent	2	0	0	0	0	0	0	
Dave Taylor	2	0	0	0	5	0	0	
Rogie Vachon	2	0	0	0	2	0	0	
Tommy Williams	2	0	0	0	0	0	0	
Bert Wilson	2	0	0	0	2	0	0	
Team PIM					0			
Team Totals	2	3	5	8	39	0	0	
GOALTENDER								
GP	MIN	GA	SO	SA	S%	AVG	W-L	
Rogie Vachon	2	120	11	0	51	.784	5.50	0-2
Team Totals	2	120	11	0	51	.784	5.50	0-2

## KINGS 1979 PLAYOFF YEAR IN REVIEW

Preliminary Round vs. NY Rangers (Lost 0-2)

SCORING								
PLAYER	GP	G	A	PTS	PIM	PPG	SHG	
Syl Apps Jr.	2	1	0	1	0	1	0	
Charlie Simmer	2	1	0	1	2	1	0	
Marcel Dionne	2	0	1	1	0	0	0	
Glenn Goldup	2	0	1	1	9	0	0	
Mike Murphy	2	0	1	1	0	0	0	
Doug Halward	1	0	0	0	12	0	0	
Richard Mulhern	1	0	0	0	0	0	0	
Tommy Williams	1	0	0	0	0	0	0	
Murray Wilson	1	0	0	0	0	0	0	
Darryl Edestrand	2	0	0	0	6	0	0	
Butch Goring	2	0	0	0	0	0	0	
Rick Hampton	2	0	0	0	0	0	0	
Mark Heaslip	2	0	0	0	2	0	0	
Randy Holt	2	0	0	0	4	0	0	
Steve Jensen	2	0	0	0	0	0	0	
Mario Lessard	2	0	0	0	0	0	0	
Randy Manery	2	0	0	0	6	0	0	
Rob Palmer	2	0	0	0	2	0	0	
Dave Taylor	2	0	0	0	2	0	0	
Vic Venasky	2	0	0	0	0	0	0	
Team PIM					0			
Team Totals	2	2	3	5	45	2	0	
GOALTENDER								
	GP	MIN	GA	SO	SA	S%	AVG	W-L
Mario Lessard	2	126	8	0	73	.890	3.81	0-2
Empty Net Goals			1		1			
Team Totals	2	126	9	0	74	.878	4.29	0-2

## KINGS 1980 PLAYOFF YEAR IN REVIEW

Preliminary Round vs. NY Islanders (Lost 1-3)

SCORING PLAYER	GP	G	A	PTS	PIM	PPG	SHG	
Dave Taylor	4	2	1	3	4	0	0	
Rob Palmer	4	1	2	3	4	0	0	
Marcel Dionne	4	0	3	3	4	0	0	
Charlie Simmer	4	2	0	2	0	1	0	
Steve Carlson	4	1	1	2	7	0	0	
Mark Hardy	4	1	1	2	9	0	0	
Glenn Goldup	4	1	0	1	0	0	0	
Mike Murphy	4	1	0	1	2	0	1	
Andre St. Laurent	4	1	0	1	0	0	1	
Jerry Korab	3	0	1	1	11	0	0	
Dean Hopkins	4	0	1	1	5	0	0	
Dave Lewis	4	0	1	1	2	0	0	
Barry Gibbs	1	0	0	0	0	0	0	
Doug Halward	1	0	0	0	2	0	0	
Doug Keans	1	0	0	0	0	0	0	
Brad Selwood	1	0	0	0	0	0	0	
Don Howse	2	0	0	0	0	0	0	
Bert Wilson	2	0	0	0	4	0	0	
John Paul Kelly	3	0	0	0	2	0	0	
Billy Harris	4	0	0	0	2	0	0	
Steve Jensen	4	0	0	0	2	0	0	
Mario Lessard	4	0	0	0	0	0	0	
Jay Wells	4	0	0	0	11	0	0	
Team PIM					2			
Team Totals	4	10	11	21	73	1	2	
GOALTENDER	GP	MIN	GA	SO	SA	S%	AVG	W-L
Mario Lessard	4	207	14	0	117	.880	4.06	1-2
Doug Keans	1	40	7	0	20	.650	10.50	0-1
Team Totals	4	247	21	0	137	.847	5.10	1-3

## KINGS 1981 PLAYOFF YEAR IN REVIEW

Preliminary Round vs. NY Rangers (Lost 1-3)

SCORING PLAYER	GP	G	A	PTS	PIM	PPG	SHG	
Dave Taylor	4	2	2	4	10	1	0	
Marcel Dionne	4	1	3	4	7	1	0	
Larry Murphy	4	3	0	3	2	1	0	
Billy Harris	4	2	1	3	0	0	0	
Mark Hardy	4	1	2	3	4	1	0	
Dan Bonar	4	1	1	2	11	0	1	
Steve Jensen	4	0	2	2	7	0	0	
Dave Lewis	4	0	2	2	4	0	0	
Don Luce	4	0	2	2	2	0	0	
Greg Terrier	3	1	0	1	4	1	0	
Dean Hopkins	4	1	0	1	9	0	0	
Mike Murphy	1	0	1	1	0	0	0	
Andre St. Laurent	3	0	1	1	9	0	0	
Rick Chartraw	4	0	1	1	4	0	0	
Jim Fox	4	0	1	1	0	0	0	
John Paul Kelly	4	0	1	1	25	0	0	
Rick Martin	1	0	0	0	0	0	0	
Jim Rutherford	1	0	0	0	0	0	0	
Jerry Korab	4	0	0	0	33	0	0	
Mario Lessard	4	0	0	0	0	0	0	
Jay Wells	4	0	0	0	27	0	0	
Team PIM					0			
Team Totals	4	12	20	32	158	5	1	
GOALTENDER	GP	MIN	GA	SO	SA	S%	AVG	W-L
Mario Lessard	4	220	20	0	124	.839	5.45	1-3
Jim Rutherford	1	20	2	0	8	.750	6.00	0-0
Empty Net Goals			1		1			
Team Totals	4	240	23	0	133	.827	5.75	1-3

## KINGS 1982 PLAYOFF YEAR IN REVIEW

Smythe Division Semifinals Series vs. Edmonton (Won 3-2)

Smythe Division Finals Series vs. Vancouver (Lost 1-4)

TOTALS FOR 1982 (4-6)

SCORING PLAYER	GP	G	A	PTS	PIM	PPG	SHG	
Daryl Evans	10	5	8	13	12	1	0	
Marcel Dionne	10	7	4	11	0	4	0	
Charlie Simmer	10	4	7	11	22	1	0	
Dave Taylor	10	4	6	10	20	3	0	
Larry Murphy	10	2	8	10	12	1	0	
Steve Bozek	10	4	1	5	6	2	0	
Doug Smith	10	3	2	5	11	1	0	
Dan Bonar	10	2	3	5	11	0	0	
Jim Fox	9	1	4	5	0	0	0	
Bernie Nicholls	10	4	0	4	23	0	0	
Jay Wells	10	1	3	4	41	0	0	
Dean Hopkins	10	0	4	4	15	0	0	
Dave Lewis	10	0	4	4	36	0	0	
Mike Murphy	10	2	1	3	32	0	0	
Mark Hardy	10	1	2	3	9	0	0	
Rick Chartraw	10	0	2	2	17	0	0	
Jerry Korab	10	0	2	2	26	0	0	
Mario Lessard	10	0	2	2	2	0	0	
John Paul Kelly	10	1	0	1	14	1	0	
Brock Tredway	1	0	0	0	0	0	0	
Doug Keans	2	0	0	0	0	0	0	
Team PIM					0			
Team Totals	10	41	63	104	309	14	0	
GOALTENDER	GP	MIN	GA	SO	SA	S%	AVG	W-L
Mario Lessard	10	583	41	0	310	.868	4.22	4-5
Doug Keans	2	32	1	0	5	.800	1.88	0-1
Team Totals	10	615	42	0	315	.867	4.10	4-6

## KINGS 1985 PLAYOFF YEAR IN REVIEW

Smythe Division Semifinals Series vs. Edmonton (Lost 0-3)

SCORING PLAYER	GP	G	A	PTS	PIM	PPG	SHG	S
Dave Taylor	3	2	2	4	8	0	0	11
Marcel Dionne	3	1	2	3	2	1	0	13
Bernie Nicholls	3	1	1	2	9	0	0	15
Terry Ruskowski	3	0	2	2	0	0	0	3
Garry Galley	3	1	0	1	2	0	0	7
Craig Redmond	3	1	0	1	2	0	0	4
Doug Smith	3	1	0	1	4	0	0	6
Bob Miller	2	0	1	1	0	0	0	1
Jim Fox	3	0	1	1	0	0	0	5
Mark Hardy	3	0	1	1	2	0	0	7
Brian MacLellan	3	0	1	1	0	0	0	9
Phil Sykes	3	0	1	1	4	0	0	7
Jay Wells	3	0	1	1	0	0	0	3
John Paul Kelly	1	0	0	0	0	0	0	0
Brian Engblom	3	0	0	0	2	0	0	2
Anders Hakansson	3	0	0	0	0	0	0	1
Ken Hammond	3	0	0	0	4	0	0	3
Bob Janecyk	3	0	0	0	0	0	0	0
Steve Shutt	3	0	0	0	4	0	0	6
Dave Williams	3	0	0	0	4	0	0	3
Team PIM					0			
<b>Team Totals</b>	<b>3</b>	<b>7</b>	<b>13</b>	<b>20</b>	<b>47</b>	<b>1</b>	<b>0</b>	<b>106</b>
GOALTENDER	GP	MIN	GA	SO	SA	S%	AVG	W-L
Bob Janecyk	3	184	10	0	100	.900	3.26	0-3
Empty Net Goals			1		1			
<b>Team Totals</b>	<b>3</b>	<b>184</b>	<b>11</b>	<b>0</b>	<b>101</b>	<b>.891</b>	<b>3.59</b>	<b>0-3</b>

# KINGS 1987 PLAYOFF YEAR IN REVIEW

Smythe Division Semifinals Series vs. Edmonton (Lost 1-4)

SCORING PLAYER	GP	G	A	PTS	PIM	(+/-)	PPG	SHG	S
Bernie Nicholls	5	2	5	7	6	1	1	0	16
Jim Fox	5	3	2	5	0	-2	1	0	20
Dave Williams	5	3	2	5	30	2	0	0	10
Dave Taylor	5	2	3	5	6	-2	1	0	8
Luc Robitaille	5	1	4	5	2	-7	0	0	5
Steve Duchesne	5	2	2	4	4	-8	1	0	6
Bob Bourne	5	2	1	3	0	-2	0	0	5
Bob Carpenter	5	1	2	3	2	-4	0	0	4
Jimmy Carson	5	1	2	3	6	-6	0	0	11
Mark Hardy	5	1	2	3	10	3	0	0	4
Jay Wells	5	1	2	3	10	-3	1	0	7
Bryan Erickson	3	1	1	2	0	0	0	0	3
Dean Kennedy	5	0	2	2	10	1	0	0	1
Sean McKenna	5	0	1	1	0	-4	0	0	6
Phil Sykes	5	0	1	1	8	-2	0	0	6
Darren Eliot	1	0	0	0	0	0	0	0	0
Paul Guay	2	0	0	0	0	1	0	0	1
Joe Paterson	2	0	0	0	0	-2	0	0	1
Morris Lukowich	3	0	0	0	8	1	0	0	5
Tom Laidlaw	5	0	0	0	2	-9	0	0	0
Grant Ledyard	5	0	0	0	10	-2	0	0	8
Roland Melanson	5	0	0	0	4	0	0	0	0
Team PIM					0				
<b>Team Totals</b>	<b>5</b>	<b>20</b>	<b>32</b>	<b>52</b>	<b>118</b>	<b>-44</b>	<b>5</b>	<b>0</b>	<b>127</b>
GOALTENDER	GP	MIN	GA	SO	SA	S%	EN	AVG	W-L
Roland Melanson	5	260	24	0	154	.844	1	5.54	1-4
Darren Eliot	1	40	7	0	29	.759	0	10.50	0-0
Empty Net Goals			1		1				
<b>Team Totals</b>	<b>5</b>	<b>300</b>	<b>32</b>	<b>0</b>	<b>184</b>	<b>.826</b>	<b>1</b>	<b>6.40</b>	<b>1-4</b>

# KINGS 1988 PLAYOFF YEAR IN REVIEW

Smythe Division Semifinals Series vs. Calgary (Lost 1-4)

SCORING PLAYER	GP	G	A	PTS	PIM	(+/-)	PPG	SHG	S
Jimmy Carson	5	5	3	8	4	-2	1	0	16
Bernie Nicholls	5	2	6	8	11	-3	1	0	22
Luc Robitaille	5	2	5	7	18	-8	2	0	6
Dave Taylor	5	3	3	6	6	-3	2	0	16
Steve Duchesne	5	1	3	4	14	-5	1	0	11
Paul Fenton	5	2	1	3	2	-3	1	0	11
Jay Wells	5	1	2	3	21	0	0	0	3
Bob Carpenter	5	1	1	2	0	-7	0	0	13
Tom Laidlaw	5	0	2	2	4	-8	0	0	1
Chris Kontos	4	1	0	1	4	-3	0	0	1
Craig Laughlin	3	0	1	1	2	-1	0	0	6
Paul Guay	4	0	1	1	8	-1	0	0	2
Dean Kennedy	4	0	1	1	10	4	0	0	2
Ken Baumgartner	5	0	1	1	28	-6	0	0	4
Bob Bourne	5	0	1	1	0	-1	0	0	2
John English	1	0	0	0	0	0	0	0	0
Jim Fox	1	0	0	0	0	-2	0	0	0
Eric Germain	1	0	0	0	4	-1	0	0	0
Roland Melanson	1	0	0	0	0	0	0	0	0
Lyle Phair	1	0	0	0	0	-1	0	0	0
Ron Duguay	2	0	0	0	0	-1	0	0	0
Ken Hammond	2	0	0	0	4	-5	0	0	2
Larry Playfair	3	0	0	0	14	-1	0	0	1
Glenn Healy	4	0	0	0	4	0	0	0	0
Phil Sykes	4	0	0	0	0	-3	0	0	5
Mike Allison	5	0	0	0	16	-3	0	0	0
Team PIM					4				
<b>Team Totals</b>	<b>5</b>	<b>18</b>	<b>31</b>	<b>49</b>	<b>178</b>	<b>-64</b>	<b>8</b>	<b>0</b>	<b>124</b>
GOALTENDER	GP	MIN	GA	SO	SA	S%	EN	AVG	W-L
Glenn Healy	4	238	20	0	127	.843	1	5.04	1-3
Roland Melanson	1	60	9	0	50	.820	0	9.00	0-1
Empty Net Goals			1		1				
<b>Team Totals</b>	<b>5</b>	<b>300</b>	<b>30</b>	<b>0</b>	<b>178</b>	<b>.831</b>	<b>1</b>	<b>6.00</b>	<b>1-4</b>

THE PLAYOFFS



THE PLAYOFFS

# KINGS 1989 PLAYOFF YEAR IN REVIEW

Smythe Division Semifinals Series vs. Edmonton (Won 4-3)

Smythe Division Finals Series vs. Calgary (Lost 0-4)

TOTALS FOR 1989 (4-7)

SCORING PLAYER	GP	G	A	PTS	PIM	(+/-)	PPG	SHG	S
Wayne Gretzky	11	5	17	22	0	-4	1	1	42
Bernie Nicholls	11	7	9	16	12	-2	3	0	50
Chris Kontos	11	9	0	9	8	-3	6	0	31
Steve Duchesne	11	4	4	8	12	-4	2	0	23
Luc Robitaille	11	2	6	8	10	0	0	0	24
Steve Kasper	11	1	5	6	10	-2	0	0	18
Dave Taylor	11	1	5	6	19	0	1	0	17
Tom Laidlaw	11	2	3	5	6	-3	0	0	9
Mike Krushelnyski	11	1	4	5	4	-7	1	0	21
Jim Wiemer	10	2	1	3	19	-4	0	0	11
Dale Degray	8	1	2	3	12	-2	1	0	10
Dean Kennedy	11	0	2	2	8	-2	0	0	4
Marty McSorley	11	0	2	2	33	-6	0	0	16
Mike Allison	7	1	0	1	10	-2	0	0	6
Doug Crossman	2	0	1	1	2	1	0	0	1
Jay Miller	11	0	1	1	63	-4	0	0	6
Tim Watters	11	0	1	1	6	1	0	0	7
Petr Prajsler	1	0	0	0	0	-1	0	0	2
Igor Liba	2	0	0	0	2	0	0	0	0
Glenn Healy	3	0	0	0	2	0	0	0	0
Phil Sykes	3	0	0	0	8	0	0	0	0
Ken Baumgartner	5	0	0	0	8	-2	0	0	1
John Tonelli	6	0	0	0	8	-3	0	0	11
Kelly Hrudey	10	0	0	0	0	0	0	0	0
Ron Duguay	11	0	0	0	6	-2	0	0	12
Team PIM					2				
<b>Team Totals</b>	<b>11</b>	<b>36</b>	<b>63</b>	<b>99</b>	<b>270</b>	<b>-51</b>	<b>15</b>	<b>1</b>	<b>322</b>
GOALTENDER	GP	MIN	GA	SO	SA	S%	EN	AVG	W-L
Kelly Hrudey	10	566	35	0	292	.880	1	3.71	4-6
Glenn Healy	3	97	6	0	59	.898	0	3.71	0-1
Empty Net Goals			1		1				
<b>Team Totals</b>	<b>11</b>	<b>668</b>	<b>42</b>	<b>0</b>	<b>352</b>	<b>.881</b>	<b>1</b>	<b>3.77</b>	<b>4-7</b>

# KINGS 1990 PLAYOFF YEAR IN REVIEW

Smythe Division Semifinals Series vs. Calgary (Won 4-2)

Smythe Division Finals Series vs. Edmonton (Lost 0-4)

TOTALS FOR 1990 (4-6)

SCORING PLAYER	GP	G	A	PTS	PIM	(+/-)	PPG	SHG	S
Todd Elik	10	3	9	12	10	1	1	0	30
Steve Duchesne	10	2	9	11	6	-2	1	0	32
Luc Robitaille	10	5	5	10	12	-5	1	0	28
Wayne Gretzky	7	3	7	10	0	-4	1	0	13
Tony Granato	10	5	4	9	12	-2	2	1	26
Tomas Sandstrom	10	5	4	9	19	-5	0	0	26
Dave Taylor	6	4	4	8	6	2	2	0	11
Larry Robinson	10	2	3	5	10	2	0	0	12
Rob Blake	8	1	3	4	4	-4	1	0	11
Mike Krushelnyski	10	1	3	4	12	0	0	0	16
Marty McSorley	10	1	3	4	18	-8	1	0	26
Bob Kudelski	8	1	2	3	2	-5	0	0	9
John Tonelli	10	1	2	3	6	-6	0	0	14
Steve Kasper	10	1	1	2	2	-4	0	0	13
Jay Miller	10	1	1	2	10	-6	0	0	1
Brian Benning	7	0	2	2	6	-9	0	0	12
Mike Allison	4	1	0	1	2	-2	0	1	5
Chris Kontos	5	1	0	1	0	-6	1	0	8
Keith Crowder	7	1	0	1	9	-1	0	0	8
Bob Halkidis	8	0	1	1	8	-7	0	0	10
Kelly Hrudey	9	0	1	1	0	0	0	0	0
Mikko Makela	1	0	0	0	0	0	0	0	0
Ron Scott	1	0	0	0	0	0	0	0	0
Scott Bjugstad	2	0	0	0	2	-1	0	0	0
Mario Gosselin	3	0	0	0	0	0	0	0	0
Petr Prajsler	3	0	0	0	0	-1	0	0	0
Tim Watters	4	0	0	0	6	4	0	0	0
Team PIM					2				
<b>Team Totals</b>	<b>10</b>	<b>39</b>	<b>64</b>	<b>103</b>	<b>164</b>	<b>-69</b>	<b>11</b>	<b>2</b>	<b>311</b>
GOALTENDER	GP	MIN	GA	SO	SA	S%	EN	AVG	W-L
Kelly Hrudey	9	539	39	0	264	.852	1	4.34	4-4
Mario Gosselin	3	62	3	0	22	.864	1	2.90	0-2
Ron Scott	1	32	4	0	10	.600	0	7.50	0-0
Empty Net Goals			2		2				
<b>Team Totals</b>	<b>10</b>	<b>637</b>	<b>48</b>	<b>0</b>	<b>298</b>	<b>.839</b>	<b>2</b>	<b>4.52</b>	<b>4-6</b>

THE PLAYOFFS

## KINGS 1991 PLAYOFF YEAR IN REVIEW

Smythe Division Semifinals Series vs. Vancouver (Won 4-2)

Smythe Division Finals Series vs. Edmonton (Lost 2-4)

TOTALS FOR 1991 (6-6)

SCORING PLAYER	GP	G	A	PTS	PIM	(+/-)	PPG	SHG	S
Luc Robitaille	12	12	4	16	22	-2	5	0	44
Wayne Gretzky	12	4	11	15	2	0	1	0	26
Steve Duchesne	12	4	8	12	8	7	1	0	39
Steve Kasper	10	4	6	10	8	4	0	1	11
Mike Donnelly	12	5	4	9	6	6	0	0	29
Todd Elik	12	2	7	9	6	0	0	0	32
Tomas Sandstrom	10	4	4	8	14	1	3	0	32
John Tonelli	12	2	4	6	12	1	1	0	16
Bob Kudelski	8	3	2	5	2	4	0	0	13
Rob Blake	12	1	4	5	26	-1	1	0	19
Tony Granato	12	1	4	5	28	1	0	0	32
Larry Robinson	12	1	4	5	15	7	0	0	15
Brian Benning	12	0	5	5	6	1	0	0	19
Dave Taylor	12	2	1	3	12	-3	0	0	25
Brad Jones	8	1	1	2	2	2	0	0	6
Rod Buskas	2	0	2	2	22	2	0	0	2
Ilkka Sinisalo	2	0	1	1	0	1	0	0	2
John McIntyre	12	0	1	1	24	-2	0	0	5
Scott Bjurgstad	2	0	0	0	0	0	0	0	5
Bob Halkidis	3	0	0	0	0	-2	0	0	2
Tim Watters	7	0	0	0	12	-4	0	0	4
Jay Miller	8	0	0	0	17	-1	0	0	2
Kelly Hrudey	12	0	0	0	2	0	0	0	0
Marty McSorley	12	0	0	0	58	-1	0	0	30
Team PIM					2				
Team Totals	12	46	73	119	306	21	12	1	410
GOALTENDER	GP	MIN	GA	SO	SA	S%	EN	AVG	W-L
Kelly Hrudey	12	798	37	0	382	.903	0	2.78	6-6
Team Totals	12	799	37	0	382	.903	0	2.78	6-6

## KINGS 1992 PLAYOFF YEAR IN REVIEW

Smythe Division Semifinals Series vs. Edmonton (Lost 2-4)

SCORING PLAYER	GP	G	A	PTS	PIM	(+/-)	PPG	SHG	S
Paul Coffey	6	4	3	7	2	-5	3	0	28
Luc Robitaille	6	3	4	7	12	-1	1	0	28
Wayne Gretzky	6	2	5	7	2	-3	1	0	11
Tony Granato	6	1	5	6	10	1	0	0	19
John McIntyre	6	0	4	4	12	2	0	0	0
Rob Blake	6	2	1	3	12	2	0	0	12
Jari Kurri	4	1	2	3	4	1	1	0	10
Tomas Sandstrom	6	0	3	3	8	-2	0	0	13
Jay Miller	5	1	1	2	12	2	0	0	3
Charlie Huddy	6	1	1	2	10	-2	0	0	12
Dave Taylor	6	1	1	2	20	0	0	0	5
Mike Donnelly	6	1	0	1	4	-2	0	0	14
Marty McSorley	6	1	0	1	21	1	0	0	10
Kyosti Karjalainen	3	0	1	1	2	0	0	0	2
Corey Millen	6	0	1	1	6	-2	0	0	6
Larry Robinson	2	0	0	0	0	-2	0	0	1
Brent Thompson	4	0	0	0	4	1	0	0	2
Peter Ahola	6	0	0	0	2	4	0	0	8
Kelly Hrudey	6	0	0	0	0	0	0	0	0
Bob Kudelski	6	0	0	0	0	-1	0	0	5
Tim Watters	6	0	0	0	8	0	0	0	3
Team PIM					0				
Team Totals	6	18	32	50	151	-6	6	0	192
GOALTENDER	GP	MIN	GA	SO	SA	S%	EN	AVG	W-L
Kelly Hrudey	6	355	22	0	179	.877	1	3.72	2-4
Empty Net Goals			1		1				
Team Totals	6	360	23	0	180	.872	1	3.83	2-4

## KINGS 1993 PLAYOFF YEAR IN REVIEW

Smythe Division Semifinals Series vs. Calgary (Won 4-2)

Smythe Division Finals Series vs. Vancouver (Won 4-2)

Campbell Conference Finals Series vs. Toronto (Won 4-3)

Stanley Cup Final Series vs. Montreal (Lost 1-4)

TOTALS FOR 1993 (13-11)

SCORING PLAYER	GP	G	A	PTS	PIM	(+/-)	PPG	SHG	S
Wayne Gretzky	24	15	25	40	4	6	4	1	76
Tomas Sandstrom	24	8	17	25	12	-2	2	0	61
Luc Robitaille	24	9	13	22	28	-13	4	0	71
Jari Kurri	24	9	8	17	12	2	2	2	50
Tony Granato	24	6	11	17	50	3	1	0	77
Warren Rychel	23	6	7	13	39	4	0	0	27
Mike Donnelly	24	6	7	13	14	3	0	0	43
Alexei Zhitnik	24	3	9	12	26	-4	2	0	42
Darryl Sydor	24	3	8	11	16	4	2	0	29
Pat Conacher	24	6	4	10	6	8	0	0	24
Rob Blake	23	4	6	10	46	3	1	1	60
Marty McSorley	24	4	6	10	60	-2	2	0	42
Jimmy Carson	18	5	4	9	2	1	2	0	30
Dave Taylor	22	3	5	8	31	7	0	2	32
Corey Millen	23	2	4	6	12	1	0	0	33
Charlie Huddy	23	1	4	5	12	9	0	0	26
Gary Shuchuk	17	2	2	4	12	-6	0	0	13
Mark Hardy	15	1	2	3	30	7	0	0	11
Tim Watters	22	0	2	2	30	-3	0	0	9
Lonnie Loach	1	0	0	0	0	0	0	0	0
Marc Potvin	1	0	0	0	0	0	0	0	0
Jim Thomson	1	0	0	0	0	0	0	0	0
Robb Stauber	4	0	0	0	0	0	0	0	0
Kelly Hrudey	20	0	0	0	2	0	0	0	0
Team PIM					4				
Team Totals	24	93	144	237	448	28	22	6	756
GOALTENDER	GP	MIN	GA	SO	SA	S%	EN	AVG	W-L
Kelly Hrudey	20	1,261	74	0	656	.887	1	3.52	10-10
Robb Stauber	4	240	16	0	157	.898	0	4.00	3-1
Empty Net Goals			1		1				
Team Totals	24	1,504	91	0	814	.888	1	3.63	13-11

## KINGS 1998 PLAYOFF YEAR IN REVIEW

Western Conference Quarterfinals Series vs. St. Louis (Lost 0-4)

SCORING PLAYER	GP	G	A	PTS	PIM	(+/-)	PPG	SHG	S
Yanic Perreault	4	1	2	3	6	-1	1	0	7
Luc Robitaille	4	1	2	3	6	1	0	0	13
Jozef Stumpel	4	1	2	3	2	2	0	0	7
Aki Berg	4	0	3	3	0	3	0	0	7
Glen Murray	4	2	0	2	6	2	0	0	13
Craig Johnson	4	1	0	1	4	0	0	0	3
Ian Laperriere	4	1	0	1	6	0	0	0	6
Sean O'Donnell	4	1	0	1	36	1	0	0	7
Jan Vopat	2	0	1	1	2	1	0	0	1
Ray Ferraro	3	0	1	1	2	1	0	0	5
Steve McKenna	3	0	1	1	8	1	0	0	3
Garry Galley	4	0	1	1	2	-2	0	0	6
Vladimir Tsyplakov	4	0	1	1	8	-1	0	0	4
Dan Bylsma	2	0	0	0	0	-3	0	0	1
Stephane Fiset	2	0	0	0	0	0	0	0	0
Doug Zmolek	2	0	0	0	2	0	0	0	0
Jamie Storr	3	0	0	0	0	0	0	0	0
Rob Blake	4	0	0	0	6	-4	0	0	15
Russ Courtnall	4	0	0	0	2	-2	0	0	7
Matt Johnson	4	0	0	0	6	-1	0	0	0
Nathan LaFayette	4	0	0	0	2	-2	0	0	4
Mattias Norstrom	4	0	0	0	2	-1	0	0	3
Team PIM					0				
<b>Team Totals</b>	<b>4</b>	<b>8</b>	<b>14</b>	<b>22</b>	<b>108</b>	<b>-5</b>	<b>1</b>	<b>0</b>	<b>112</b>
GOALTENDER	GP	MIN	GA	SO	SA	S%	EN	AVG	W-L
Jamie Storr	3	145	9	0	77	.883	0	3.72	0-2
Stephane Fiset	2	93	7	0	61	.885	0	4.52	0-2
<b>Team Totals</b>	<b>4</b>	<b>240</b>	<b>16</b>	<b>0</b>	<b>138</b>	<b>.884</b>	<b>0</b>	<b>4.00</b>	<b>0-4</b>

## KINGS 2000 PLAYOFF YEAR IN REVIEW

Western Conference Quarterfinals Series vs. Detroit (Lost 0-4)

SCORING PLAYER	GP	G	A	PTS	PIM	(+/-)	PPG	SHG	S
Luc Robitaille	4	2	2	4	6	-1	0	0	8
Jozef Stumpel	4	0	4	4	8	0	0	0	5
Ziggy Palffy	4	2	0	2	0	0	0	0	8
Rob Blake	4	0	2	2	4	1	0	0	19
Craig Johnson	4	1	0	1	2	0	0	0	6
Sean O'Donnell	4	1	0	1	4	0	0	0	4
Jere Karalahti	4	0	1	1	2	-3	0	0	5
Nelson Emerson	1	0	0	0	0	0	0	0	2
Jamie Storr	1	0	0	0	0	0	0	0	0
Marko Tuominen	1	0	0	0	0	0	0	0	0
Aki Berg	2	0	0	0	2	0	0	0	5
Jaroslav Modry	2	0	0	0	2	0	0	0	2
Jason Blake	3	0	0	0	0	0	0	0	9
Dan Bylsma	3	0	0	0	0	-1	0	0	2
Kelly Buchberger	4	0	0	0	4	-1	0	0	1
Brad Chartrand	4	0	0	0	6	-1	0	0	5
Bob Corkum	4	0	0	0	0	-1	0	0	2
Stephane Fiset	4	0	0	0	0	0	0	0	0
Garry Galley	4	0	0	0	0	-2	0	0	9
Ian Laperriere	4	0	0	0	2	0	0	0	5
Glen Murray	4	0	0	0	2	-3	0	0	3
Mattias Norstrom	4	0	0	0	6	1	0	0	3
Bryan Smolinski	4	0	0	0	2	-1	0	0	7
Team PIM					2				
<b>Team Totals</b>	<b>4</b>	<b>6</b>	<b>9</b>	<b>15</b>	<b>54</b>	<b>-12</b>	<b>0</b>	<b>0</b>	<b>110</b>
GOALTENDER	GP	MIN	GA	SO	SA	S%	EN	AVG	W-L
Stephane Fiset	4	200	10	0	98	.898	2	3.00	0-3
Jamie Storr	1	36	2	0	25	.920	1	3.33	0-1
Empty Net Goals			3		3				
<b>Team Totals</b>	<b>4</b>	<b>240</b>	<b>15</b>	<b>0</b>	<b>126</b>	<b>.881</b>	<b>3</b>	<b>3.75</b>	<b>0-4</b>

## KINGS 2001 PLAYOFF YEAR IN REVIEW

Western Conference Quarterfinals Series vs. Detroit (Won 4-2)

Western Conference Semifinals Series vs. Colorado (Lost 3-4)

TOTALS FOR 2001 (7-6)

SCORING PLAYER	GP	G	A	PTS	PIM	(+/-)	PPG	SHG	S
Mathieu Schneider	13	0	9	9	10	4	0	0	34
Ziggy Palffy	13	3	5	8	8	0	0	0	37
Jozef Stumpel	13	3	5	8	10	1	2	0	24
Glen Murray	13	4	3	7	4	-1	1	0	34
Luc Robitaille	13	4	3	7	10	1	1	0	24
Adam Deadmarsh	13	3	3	6	4	0	0	0	20
Bryan Smolinski	13	1	5	6	14	-1	0	0	30
Eric Belanger	13	1	4	5	2	3	0	0	18
Nelson Emerson	13	2	2	4	4	1	0	0	22
Ian Laperriere	13	1	2	3	12	1	0	0	13
Mattias Norstrom	13	0	2	2	18	-4	0	0	5
Kelly Buchberger	8	1	0	1	2	-1	0	0	5
Jaroslav Modry	10	1	0	1	4	-1	1	0	12
Scott Thomas	12	1	0	1	4	-1	1	0	6
Philippe Boucher	13	0	1	1	2	1	0	0	22
Aaron Miller	13	0	1	1	6	4	0	0	9
Stephane Fiset	1	0	0	0	0	0	0	0	0
Andreas Lilja	1	0	0	0	0	0	0	0	0
Stu Grimson	5	0	0	0	4	0	0	0	1
Steve Kelly	8	0	0	0	2	-1	0	0	1
Lubomir Visnovsky	8	0	0	0	0	-1	0	0	6
Jere Karalahti	13	0	0	0	18	-7	0	0	10
Felix Potvin	13	0	0	0	4	0	0	0	0
Team PIM					4				
<b>Team Totals</b>	<b>13</b>	<b>25</b>	<b>45</b>	<b>70</b>	<b>146</b>	<b>-2</b>	<b>6</b>	<b>0</b>	<b>333</b>
GOALTENDER	GP	MIN	GA	SO	SA	S%	EN	AVG	W-L
Felix Potvin	13	812	33	2	361	.909	1	2.44	7-6
Stephane Fiset*	1	0	0	0	0	.000	0	0.00	0-0
Empty Net Goals			1		1				
<b>Team Totals</b>	<b>13</b>	<b>824</b>	<b>34</b>	<b>2</b>	<b>362</b>	<b>.906</b>	<b>1</b>	<b>2.48</b>	<b>7-6</b>

\*Played 12 seconds in Game 2 of Western Conference Semifinals

# KINGS 2002 PLAYOFF YEAR IN REVIEW

Western Conference Quarterfinals Series vs. Colorado (Lost 3-4)

SCORING PLAYER	GP	G	A	PTS	PIM	(+/-)	PPG	SHG	S
Ziggy Palffy	7	4	5	9	0	4	0	0	23
Jason Allison	7	3	3	6	4	2	0	0	15
Adam Deadmarsh	4	1	3	4	2	0	0	0	9
Craig Johnson	7	1	2	3	2	3	0	0	15
Bryan Smolinski	7	2	0	2	2	-1	1	0	13
Brad Chartrand	7	1	1	2	2	0	0	0	6
Mikko Eloranta	7	1	1	2	2	-1	0	0	14
Jaroslav Modry	7	0	2	2	0	1	0	0	10
Cliff Ronning	4	0	1	1	2	-1	0	0	3
Lubomir Visnovsky	4	0	1	1	0	1	0	0	2
Philippe Boucher	5	0	1	1	2	2	0	0	4
Nelson Emerson	5	0	1	1	2	1	0	0	9
Ian Laperriere	7	0	1	1	9	-5	0	0	5
Mathieu Schneider	7	0	1	1	18	-8	0	0	12
Steve Kelly	1	0	0	0	0	0	0	0	0
Jamie Storr	1	0	0	0	0	0	0	0	0
Jaroslav Bednar	3	0	0	0	0	0	0	0	6
Steve Heinze	4	0	0	0	2	-1	0	0	7
Andreas Lilja	5	0	0	0	6	-1	0	0	2
Eric Belanger	7	0	0	0	4	-5	0	0	7
Kelly Buchberger	7	0	0	0	7	-3	0	0	2
Aaron Miller	7	0	0	0	0	1	0	0	5
Mattias Norstrom	7	0	0	0	4	0	0	0	7
Felix Potvin	7	0	0	0	0	0	0	0	0
Team PIM					2				
<b>Team Totals</b>	<b>7</b>	<b>13</b>	<b>23</b>	<b>36</b>	<b>72</b>	<b>-11</b>	<b>1</b>	<b>0</b>	<b>176</b>
GOALTENDER	GP	MIN	GA	SO	SA	S%	EN	AVG	W-L
Felix Potvin	7	417	15	1	201	.925	1	2.16	3-4
Jamie Storr	1	1	0	0	0	.000	0	0.00	0-0
Empty Net Goals			1		1				
<b>Team Totals</b>	<b>7</b>	<b>422</b>	<b>16</b>	<b>1</b>	<b>202</b>	<b>.921</b>	<b>1</b>	<b>2.27</b>	<b>3-4</b>

# KINGS 2010 PLAYOFF YEAR IN REVIEW

Western Conference Quarterfinals Series vs. Vancouver (Lost 2-4)

SCORING PLAYER	GP	G	A	PTS	PIM	(+/-)	PPG	SHG	S
Drew Doughty	6	3	4	7	4	-5	2	0	13
Jack Johnson	6	0	7	7	6	-5	0	0	15
Michal Handzus	6	3	2	5	4	-5	3	0	17
Anze Kopitar	6	2	3	5	2	-1	1	0	18
Dustin Brown	6	1	4	5	6	-7	1	0	15
Fredrik Modin	6	3	1	4	2	-3	2	0	13
Alexander Frolov	6	1	3	4	0	-5	0	0	9
Wayne Simmonds	6	2	1	3	9	1	0	0	14
Brad Richardson	6	1	1	2	2	-7	0	0	12
Ryan Smyth	6	1	1	2	6	0	0	0	11
Jarret Stoll	6	1	0	1	4	-4	1	0	7
Justin Williams	3	0	1	1	2	0	0	0	4
Matt Greene	6	0	1	1	0	-4	0	0	4
Sean O'Donnell	6	0	1	1	4	-2	0	0	2
Erik Ersberg	1	0	0	0	0	0	0	0	0
Raitis Ivanans	1	0	0	0	0	0	0	0	0
Peter Harrold	2	0	0	0	0	0	0	0	1
Rich Clune	4	0	0	0	5	-2	0	0	1
Randy Jones	4	0	0	0	2	-2	0	0	3
Scott Parse	4	0	0	0	0	-1	0	0	2
Jeff Halpern	6	0	0	0	4	-1	0	0	1
Jonathan Quick	6	0	0	0	0	0	0	0	0
Rob Scuderi	6	0	0	0	6	-4	0	0	4
Team PIM					2				
<b>Team Totals</b>	<b>6</b>	<b>18</b>	<b>30</b>	<b>48</b>	<b>70</b>	<b>-57</b>	<b>10</b>	<b>0</b>	<b>166</b>
GOALTENDER	GP	MIN	GA	SO	SA	S%	EN	AVG	W-L
Jonathan Quick	6	360	21	0	181	.884	2	3.50	2-4
Erik Ersberg	1	13	2	0	4	.500	0	9.23	0-0
Empty Net Goals			2		2				
<b>Team Totals</b>	<b>6</b>	<b>376</b>	<b>25</b>	<b>0</b>	<b>187</b>	<b>.866</b>	<b>2</b>	<b>3.99</b>	<b>2-4</b>

# KINGS 2011 PLAYOFF YEAR IN REVIEW

Western Conference Quarterfinals Series vs. San Jose (Lost 2-4)

SCORING PLAYER	GP	G	A	PTS	PIM	(+/-)	PPG	SHG	S
Kyle Clifford	6	3	2	5	7	-2	0	0	9
Brad Richardson	6	2	3	5	2	-4	0	0	17
Ryan Smyth	6	2	3	5	0	3	0	0	14
Jack Johnson	6	1	4	5	0	-2	1	0	16
Justin Williams	6	3	1	4	2	0	1	0	16
Drew Doughty	6	2	2	4	8	0	1	0	12
Trevor Lewis	6	1	3	4	2	0	1	0	11
Wayne Simmonds	6	1	2	3	20	-1	0	0	12
Jarret Stoll	5	0	3	3	0	4	0	0	5
Dustin Brown	6	1	1	2	6	-3	1	0	10
Michal Handzus	6	1	1	2	0	-4	0	0	7
Willie Mitchell	6	1	1	2	4	1	0	0	8
Dustin Penner	6	1	1	2	4	-3	0	0	10
Rob Scuderi	6	0	2	2	0	-1	0	0	3
Kevin Westgarth	6	0	2	2	14	2	0	0	3
Alexei Ponikarovsky	4	1	0	1	0	1	0	0	5
Alec Martinez	6	0	1	1	2	-1	0	0	5
Oscar Moller	1	0	0	0	0	1	0	0	0
Scott Parse	2	0	0	0	0	-1	0	0	0
Matt Greene	6	0	0	0	14	-3	0	0	6
Jonathan Quick	6	0	0	0	0	0	0	0	0
Team PIM					0				
<b>Team Totals</b>	<b>6</b>	<b>20</b>	<b>32</b>	<b>52</b>	<b>85</b>	<b>-13</b>	<b>5</b>	<b>0</b>	<b>169</b>
GOALTENDER	GP	MIN	GA	SO	SA	S%	EN	AVG	W-L
Jonathan Quick	6	380	20	1	229	.913	0	3.16	2-4
<b>Team Totals</b>	<b>6</b>	<b>380</b>	<b>20</b>	<b>1</b>	<b>229</b>	<b>.913</b>	<b>0</b>	<b>3.16</b>	<b>2-4</b>

## KINGS 2012 PLAYOFF YEAR IN REVIEW

Western Conference Quarterfinals Series vs. Vancouver (Won 4-1)

Western Conference Semifinals Series vs. St. Louis (Won 4-0)

Western Conference Finals Series vs. Phoenix (Won 4-1)

Stanley Cup Final Series vs. New Jersey (Won 4-2)

TOTALS FOR 2012 (16-4)

SCORING PLAYER	GP	G	A	PTS	PIM	(+/-)	PPG	SHG	S
Dustin Brown	20	8	12	20	34	16	1	2	59
Anze Kopitar	20	8	12	20	9	16	0	2	56
Drew Doughty	20	4	12	16	14	11	1	0	44
Mike Richards	20	4	11	15	17	1	2	0	41
Justin Williams	20	4	11	15	12	8	1	0	58
Jeff Carter	20	8	5	13	4	0	4	0	54
Dustin Penner	20	3	8	11	32	4	0	0	37
Trevor Lewis	20	3	6	9	2	7	1	0	37
Dwight King	20	5	3	8	13	3	0	0	33
Matt Greene	20	2	4	6	12	9	0	1	17
Jarret Stoll	20	2	3	5	18	5	1	0	33
Alec Martinez	20	1	2	3	8	5	0	0	24
Willie Mitchell	20	1	2	3	16	7	1	0	30
Slava Voynov	20	1	2	3	4	1	0	0	28
Colin Fraser	18	1	1	2	4	-1	0	0	16
Jordan Nolan	20	1	1	2	21	1	0	0	13
Brad Richardson	13	1	0	1	4	0	0	0	13
Rob Scuderi	20	0	1	1	4	9	0	0	11
Andrei Loktionov	2	0	0	0	0	0	0	0	0
Kyle Clifford	3	0	0	0	2	-1	0	0	2
Simon Gagne	4	0	0	0	2	-1	0	0	5
Jonathan Quick	20	0	0	0	0	0	0	0	0
Team PIM					6				
<b>Team Totals</b>	<b>20</b>	<b>57</b>	<b>96</b>	<b>153</b>	<b>238</b>	<b>100</b>	<b>12</b>	<b>5</b>	<b>611</b>
GOALTENDER	GP	MIN	GA	SO	SA	S%	EN	AVG	W-L
Jonathan Quick	20	1,238	29	3	538	.946	1	1.41	16-4
Empty Net Goals			1		1				
<b>Team Totals</b>	<b>20</b>	<b>1,244</b>	<b>30</b>	<b>3</b>	<b>539</b>	<b>.944</b>	<b>1</b>	<b>1.45</b>	<b>16-4</b>

## KINGS 2013 PLAYOFF YEAR IN REVIEW

Western Conference Quarterfinals Series vs. St. Louis (Won 4-2)

Western Conference Semifinals Series vs. San Jose (Won 4-3)

Western Conference Finals Series vs. Chicago (Lost 1-4)

TOTALS FOR 2013 (9-9)

SCORING PLAYER	GP	G	A	PTS	PIM	(+/-)	PPG	SHG	S
Jeff Carter	18	6	7	13	14	6	1	0	56
Slava Voynov	18	6	7	13	0	9	0	0	34
Mike Richards	15	3	9	12	8	5	1	0	23
Justin Williams	18	6	3	9	8	0	1	0	57
Anze Kopitar	18	3	6	9	12	-2	1	0	32
Tyler Toffoli	12	2	4	6	0	5	1	0	19
Dustin Penner	18	3	2	5	8	4	0	0	35
Drew Doughty	18	2	3	5	8	-7	1	0	32
Dwight King	18	2	3	5	2	-4	0	1	19
Dustin Brown	18	3	1	4	8	2	2	0	31
Trevor Lewis	18	1	2	3	2	-3	1	0	25
Jake Muzzin	17	0	3	3	6	-2	0	0	14
Rob Scuderi	18	0	3	3	0	9	0	0	12
Alec Martinez	7	0	2	2	8	-4	0	0	4
Matt Greene	9	0	2	2	6	3	0	0	4
Kyle Clifford	14	0	2	2	8	-1	0	0	16
Colin Fraser	16	0	2	2	10	-2	0	0	6
Brad Richardson	11	0	1	1	0	-3	0	0	10
Jarret Stoll	12	0	1	1	4	-2	0	0	11
Jonathan Quick	18	0	1	1	14	0	0	0	0
Robyn Regehr	18	0	1	1	6	-8	0	0	16
Jonathan Bernier	1	0	0	0	0	0	0	0	0
Tanner Pearson	1	0	0	0	0	0	0	0	0
Keaton Ellerby	5	0	0	0	0	0	0	0	3
Jordan Nolan	7	0	0	0	4	0	0	0	1
Team PIM					6				
<b>Team Totals</b>	<b>18</b>	<b>37</b>	<b>65</b>	<b>102</b>	<b>142</b>	<b>5</b>	<b>9</b>	<b>1</b>	<b>460</b>
GOALTENDER	GP	MIN	GA	SO	SA	S%	EN	AVG	W-L
Jonathan Quick	18	1,099	34	3	518	.934	0	1.86	9-9
Jonathan Bernier	1	30	0	0	9	1.000	0	0.00	0-0
<b>Team Totals</b>	<b>18</b>	<b>1,134</b>	<b>34</b>	<b>3</b>	<b>527</b>	<b>.935</b>	<b>0</b>	<b>1.80</b>	<b>9-9</b>

## KINGS 2014 PLAYOFF YEAR IN REVIEW

Western Conference First Round Series vs. San Jose (Won 4-3)

Western Conference Second Round Series vs. Anaheim (Won 4-3)

Western Conference Final Series vs. Chicago (Won 4-3)

Stanley Cup Final Series vs. NY Rangers (Won 4-1)

**TOTALS FOR 2014 (16-10)**

SCORING										
PLAYER	GP	G	A	PTS	PIM	(+/-)	PPG	SHG	S	
Anze Kopitar	26	5	21	26	14	9	1	0	46	
Jeff Carter	26	10	15	25	4	5	4	0	73	
Justin Williams	26	9	16	25	35	13	2	0	67	
Marian Gaborik	26	14	8	22	6	6	3	0	78	
Drew Doughty	26	5	13	18	30	2	1	0	60	
Tyler Toffoli	26	7	7	14	10	6	0	0	65	
Dustin Brown	26	6	8	14	22	7	1	0	64	
Jake Muzzin	26	6	6	12	8	6	3	0	48	
Tanner Pearson	24	4	8	12	8	10	0	0	53	
Dwight King	26	3	8	11	20	5	0	0	32	
Alec Martinez	26	5	5	10	12	1	2	0	38	
Mike Richards	26	3	7	10	17	-6	0	0	43	
Slava Voynov	26	2	7	9	16	4	1	0	39	
Kyle Clifford	24	1	6	7	39	-2	0	0	22	
Jarret Stoll	26	3	3	6	18	6	1	0	32	
Trevor Lewis	26	4	1	5	6	-6	0	0	38	
Willie Mitchell	18	1	3	4	20	10	1	0	23	
Matt Greene	20	0	4	4	16	5	0	0	13	
Robyn Regehr	8	0	2	2	7	0	0	0	3	
Martin Jones	2	0	0	0	0	0	0	0	0	
Jordan Nolan	3	0	0	0	2	-3	0	0	0	
Jeff Schultz	7	0	0	0	0	-1	0	0	2	
Jonathan Quick	26	0	0	0	4	0	0	0	0	
Team PIM					6					
<b>Team Totals</b>	<b>26</b>	<b>88</b>	<b>148</b>	<b>236</b>	<b>320</b>	<b>77</b>	<b>20</b>	<b>0</b>	<b>839</b>	
GOALTENDER										
	GP	MIN	GA	SO	SA	S%	EN	AVG	W-L	
Jonathan Quick	26	1,605	69	2	774	.911	0	2.58	16-10	
Martin Jones	2	56	0	0	7	1.000	1	0.00	0-0	
Empty Net Goals			1		1					
<b>Team Totals</b>	<b>26</b>	<b>1,676</b>	<b>70</b>	<b>2</b>	<b>782</b>	<b>.910</b>	<b>1</b>	<b>2.51</b>	<b>16-10</b>	

## KINGS ALL-TIME PLAYOFF RECORD YEAR-BY-YEAR

Season	GP	W	L	PCT.	GF	GA	Finish
1968	7	3	4	.429	21	26	Lost in QF
1969	11	4	7	.364	28	41	Lost in SF
1974	5	1	4	.200	7	10	Lost in QF
1975	3	1	2	.333	6	7	Lost in PRE
1976	9	5	4	.555	17	27	Lost in QF
1977	9	4	5	.444	35	37	Lost in QF
1978	2	0	2	.000	3	11	Lost in PRE
1979	2	0	2	.000	2	9	Lost in PRE
1980	4	1	3	.250	10	21	Lost in PRE
1981	4	1	3	.250	12	23	Lost in PRE
1982	10	4	6	.400	41	42	Lost in DF
1985	3	0	3	.000	7	11	Lost in DSF
1987	5	1	4	.200	20	32	Lost in DSF
1988	5	1	4	.200	18	30	Lost in DSF
1989	11	4	7	.364	36	42	Lost in DF
1990	10	4	6	.400	39	48	Lost in DF
1991	12	6	6	.500	46	37	Lost in DF
1992	6	2	4	.333	18	23	Lost in DSF
1993	24	13	11	.542	93	91	Lost in F
1998	4	0	4	.000	8	16	Lost in CQF
2000	4	0	4	.000	6	15	Lost in CQF
2001	13	7	6	.538	25	34	Lost in CSF
2002	7	3	4	.429	13	16	Lost in CQF
2010	6	2	4	.333	18	25	Lost in CQF
2011	6	2	4	.333	20	20	Lost in CQF
2012	20	16	4	.800	57	30	Won Stanley Cup
2013	18	9	9	.500	37	34	Lost in CF
2014	26	16	10	.615	88	70	Won Stanley Cup
<b>TOTALS</b>	<b>246</b>	<b>110</b>	<b>136</b>	<b>.447</b>	<b>731</b>	<b>828</b>	

## KINGS ALL-TIME HOME PLAYOFF RECORD YEAR-BY-YEAR

Season	GP	W	L	PCT.	GF	GA
1968	4	3	1	.750	11	12
1969	5	2	3	.400	13	19
1974	2	1	1	.500	5	2
1975	2	1	1	.500	4	4
1976	4	3	1	.750	12	11
1977	5	3	2	.600	25	19
1978	1	0	1	.000	0	4
1979	1	0	1	.000	1	2
1980	2	0	2	.000	3	10
1981	2	1	1	.500	6	7
1982	4	1	3	.250	15	17
1985	1	0	1	.000	3	4
1987	2	0	2	.000	8	12
1988	2	1	1	.500	8	9
1989	6	3	3	.500	23	21
1990	5	3	2	.600	27	19
1991	6	4	2	.666	27	21
1992	3	1	2	.333	11	13
1993	11	6	5	.545	44	43
1998	2	0	2	.000	4	6
2000	2	0	2	.000	1	5
2001	6	4	2	.666	13	13
2002	3	2	1	.666	6	3
2010	3	1	2	.333	11	13
2011	3	0	3	.000	11	16
2012	9	6	3	.667	22	13
2013	9	8	1	.889	23	12
2014	12	8	4	.667	40	31
<b>TOTALS</b>	<b>117</b>	<b>62</b>	<b>55</b>	<b>.530</b>	<b>377</b>	<b>361</b>

## KINGS VS. OPPONENTS ALL-TIME IN PLAYOFFS

Opponent	Series	SW	SL	GP	W-L	GF	GA	Last MTG	RND	Result
Anaheim	1	1	0	7	4-3	19	15	2014	R2	W, 4-3
Arizona/Phoenix	1	1	0	5	4-1	14	8	2012	CF	W, 4-1
Boston	2	0	2	13	5-8	38	56	1977	QF	L, 2-4
Calgary/Atlanta	6	4	2	26	13-13	105	112	1993	DSF	W, 4-2
Chicago	3	1	2	17	6-11	46	47	2014	CF	W, 4-3
Colorado	2	0	2	14	6-8	23	33	2002	CQF	L, 3-4
Dallas/Minnesota	1	0	1	7	3-4	21	26	1968	QF	L, 3-4
Detroit	2	1	1	10	4-6	21	32	2001	CQF	W, 4-2
Edmonton	7	2	5	36	12-24	127	154	1992	DSF	L, 2-4
Montreal	1	0	1	5	1-4	12	15	1993	F	L, 1-4
New Jersey	1	1	0	6	4-2	16	8	2012	F	W, 4-2
NY Islanders	1	0	1	4	1-3	10	21	1980	PRE	L, 1-3
NY Rangers	3	1	2	11	5-6	29	42	2014	F	W, 4-1
San Jose	3	2	1	20	10-10	60	52	2014	R1	W, 4-3
St. Louis	4	2	2	18	8-10	40	48	2013	CQF	W, 4-2
Toronto	3	1	2	12	5-7	31	41	1993	CF	W, 4-3
Vancouver	5	3	2	28	15-13	96	93	2012	CQF	W, 4-1
Defunct Clubs	1	1	0	7	4-3	23	25	1969	QF	W, 4-3
<b>TOTALS</b>	<b>47</b>	<b>21</b>	<b>26</b>	<b>246</b>	<b>110-136</b>	<b>731</b>	<b>828</b>			

## KINGS ALL-TIME ROAD PLAYOFF RECORD YEAR-BY-YEAR

Season	GP	W	L	PCT.	GF	GA
1968	3	0	3	.000	10	14
1969	6	2	4	.333	15	22
1974	3	0	3	.000	2	8
1975	1	0	1	.000	2	3
1976	5	2	3	.400	5	16
1977	4	1	3	.250	10	18
1978	1	0	1	.000	3	7
1979	1	0	1	.000	1	7
1980	2	1	1	.500	7	11
1981	2	0	2	.000	6	16
1982	6	3	3	.500	26	25
1985	2	0	2	.000	4	7
1987	3	1	2	.333	12	20
1988	3	0	3	.000	10	21
1989	5	1	4	.200	13	21
1990	5	1	4	.200	12	29
1991	6	2	4	.333	19	16
1992	3	1	2	.333	7	10
1993	13	7	6	.538	49	48
1998	2	0	2	.000	4	10
2000	2	0	2	.000	5	10
2001	7	3	4	.429	12	21
2002	4	1	3	.250	7	13
2010	3	1	2	.333	7	12
2011	3	2	1	.667	9	4
2012	11	10	1	.909	35	17
2013	9	1	8	.111	14	22
2014	14	8	6	.571	48	39
<b>TOTALS</b>	<b>129</b>	<b>48</b>	<b>81</b>	<b>.372</b>	<b>354</b>	<b>467</b>

## KINGS ALL-TIME PLAYOFF COACHING RECORDS

Coch	Games	W-L	PCT.	Playoff Years
1 Darryl Sutter	64	41-23	.641	2012, 2013, 2014
2 Tom Webster	28	12-16	.429	1990, 1991, 1992
3 Bob Pulford	26	11-15	.423	1974, 1975, 1976, 1977
4 Barry Melrose	24	13-11	.542	1993
5 Andy Murray	24	10-14	.417	2000, 2001, 2002
6 Red Kelly	18	7-11	.389	1968, 1969
7 Robbie Ftorek	16	5-11	.313	1988, 1989
8 Terry Murray	12	4-8	.333	2010, 2011
9 Don Perry	10	4-6	.400	1982
10 Bob Berry	10	2-8	.200	1979, 1980, 1981
11 Mike Murphy	5	1-4	.200	1987
12 Larry Robinson	4	0-4	.000	1998
13 Pat Quinn	3	0-3	.000	1985
14 Ron Stewart	2	0-2	.000	1978



## KINGS VS. OPPONENTS ALL-TIME IN HOME PLAYOFF GAMES

Opponent	GP	W	L	PCT.	GF	GA
Anaheim	3	1	2	.333	4	6
Arizona/Phoenix	2	1	1	.500	2	3
Boston	6	3	3	.500	26	25
Calgary/Atlanta	13	9	4	.692	56	44
Chicago	7	4	3	.571	22	15
Colorado	6	3	3	.500	10	10
Dallas/Minnesota	4	3	1	.750	11	12
Detroit	5	3	2	.600	10	11
Edmonton	17	7	10	.412	69	68
Montreal	2	0	2	.000	5	7
New Jersey	3	2	1	.667	11	4
NY Islanders	2	0	2	.000	3	10
NY Rangers	6	4	2	.667	18	17
San Jose	10	6	4	.600	35	28
St. Louis	9	5	4	.556	21	22
Toronto	6	3	3	.500	15	18
Vancouver	13	6	7	.462	49	51
Defunct Clubs	3	2	1	.666	10	10
<b>TOTALS</b>	<b>117</b>	<b>62</b>	<b>55</b>	<b>.530</b>	<b>377</b>	<b>361</b>

## KINGS VS. OPPONENTS ALL-TIME IN ROAD PLAYOFF GAMES

Opponent	GP	W	L	PCT.	GF	GA
Anaheim	4	3	1	.750	15	9
Arizona/Phoenix	3	3	0	1.000	12	5
Boston	7	2	5	.286	12	31
Calgary/Atlanta	13	4	9	.308	49	68
Chicago	10	2	7	.200	24	32
Colorado	8	3	5	.375	13	23
Dallas/Minnesota	3	0	3	.000	10	14
Detroit	5	1	4	.200	11	21
Edmonton	19	5	14	.263	58	86
Montreal	3	1	2	.333	7	8
New Jersey	3	2	1	.667	5	4
NY Islanders	2	1	1	.500	7	11
NY Rangers	5	1	4	.200	11	25
San Jose	10	4	6	.400	25	24
St. Louis	9	3	6	.333	19	26
Toronto	6	2	4	.333	16	23
Vancouver	15	9	6	.600	47	42
Defunct Clubs	4	2	2	.500	13	15
<b>TOTALS</b>	<b>129</b>	<b>48</b>	<b>81</b>	<b>.372</b>	<b>354</b>	<b>467</b>

## KINGS ALL-TIME PLAYOFF HISTORY

1968

### QUARTERFINALS (Best-of-seven)

April 4	KINGS 2	vs.	Minnesota	1	1-0
April 6	KINGS 2	vs.	Minnesota	0	2-0
April 9	Kings 5	at	Minnesota	7	2-1
April 11	Kings 2	at	Minnesota	3	2-2
April 13	KINGS 3	vs.	Minnesota	2	3-2
April 16	Kings 3	at	Minnesota	4 (OT)	3-3
April 18	Kings 4	vs.	Minnesota	9	3-4

1969

### QUARTERFINALS (Best-of-seven)

April 2	KINGS 5	at	Oakland	4 (OT)	1-0
April 3	Kings 2	at	Oakland	4	1-1
April 5	Kings 2	vs.	Oakland	5	1-2
April 6	KINGS 4	vs.	Oakland	2	2-2
April 9	Kings 1	at	Oakland	4	2-3
April 10	KINGS 4	vs.	Oakland	3	3-3
April 13	KINGS 5	at	Oakland	3	4-3

### SEMIFINALS (Best-of-seven)

April 15	Kings 0	at	St. Louis	4	0-1
April 17	Kings 2	at	St. Louis	3	0-2
April 19	Kings 2	vs.	St. Louis	5	0-3
April 20	Kings 1	vs.	St. Louis	4	0-4

1974

### QUARTERFINALS (Best-of-seven)

April 10	Kings 1	at	Chicago	3	0-1
April 11	Kings 1	at	Chicago	4	0-2
April 13	Kings 0	vs.	Chicago	1	0-3
April 14	KINGS 5	vs.	Chicago	1	1-3
April 16	Kings 0	at	Chicago	1	1-4

1975

### PRELIMINARY ROUND (Best-of-three)

April 8	KINGS 3	vs.	Toronto	2 (OT)	1-0
April 10	Kings 2	at	Toronto	3 (OT)	1-1
April 11	Kings 1	vs.	Toronto	2	1-2

1976

### PRELIMINARY ROUND (Best-of-three)

April 6	KINGS 2	vs.	Atlanta	1	1-0
April 8	KINGS 1	at	Atlanta	0	2-0

### QUARTERFINALS (Best-of-seven)

April 11	Kings 0	at	Boston	4	0-1
April 13	KINGS 3	at	Boston	2 (OT)	1-1
April 15	KINGS 6	vs.	Boston	4	2-1
April 17	Kings 0	vs.	Boston	3	2-2
April 20	Kings 1	at	Boston	7	2-3
April 22	KINGS 4	vs.	Boston	3 (OT)	3-3
April 25	Kings 0	at	Boston	3	3-4

1977

### PRELIMINARY ROUND (Best-of-three)

April 5	KINGS 5	vs.	Atlanta	2	1-0
April 7	Kings 2	at	Atlanta	3	1-1
April 9	KINGS 4	vs.	Atlanta	2	2-1

### QUARTERFINALS (Best-of-seven)

April 11	Kings 3	at	Boston	8	0-1
April 13	Kings 2	at	Boston	6	0-2
April 15	Kings 6	vs.	Boston	7	0-3
April 17	KINGS 7	vs.	Boston	4	1-3
April 19	KINGS 3	at	Boston	1	2-3
April 21	Kings 3	vs.	Boston	4	2-4

1978

### PRELIMINARY ROUND (Best-of-three)

April 11	Kings 3	at	Toronto	7	0-1
April 13	Kings 0	vs.	Toronto	4	0-2

1979

### PRELIMINARY ROUND (Best-of-three)

April 10	Kings 1	vs.	NY Rangers	7	0-1
April 12	Kings 1	vs.	NY Rangers	2 (OT)	0-2

1980

### PRELIMINARY ROUND (Best-of-five)

April 8	Kings 1	at	NY Islanders	8	0-1
April 9	KINGS 6	at	NY Islanders	3	1-1
April 11	Kings 3	vs.	NY Islanders	4 (OT)	1-2
April 12	Kings 0	vs.	NY Islanders	6	1-3

1981

### PRELIMINARY ROUND (Best-of-five)

April 8	Kings 1	vs.	NY Rangers	3	0-1
April 9	KINGS 5	vs.	NY Rangers	4	1-1
April 11	Kings 3	at	NY Rangers	10	1-2
April 12	Kings 3	at	NY Rangers	6	1-3

1982

### DIVISION SEMIFINALS (Best-of-five)

April 7	KINGS 10	at	Edmonton	8	1-0
April 8	Kings 2	at	Edmonton	3 (OT)	1-1
April 10	KINGS 6	vs.	Edmonton	5 (OT)	2-1
April 12	Kings 2	vs.	Edmonton	3	2-2
April 13	KINGS 7	at	Edmonton	4	3-2

### DIVISION FINALS (Best-of-seven)

April 15	Kings 2	at	Vancouver	3	0-1
April 16	KINGS 3	at	Vancouver	2 (OT)	1-1
April 18	Kings 3	vs.	Vancouver	4 (OT)	1-2
April 19	Kings 4	vs.	Vancouver	5	1-3
April 21	Kings 2	at	Vancouver	5	1-4

1985

### DIVISION SEMIFINALS (Best-of-five)

April 10	Kings 2	at	Edmonton	3 (OT)	0-1
April 11	Kings 2	at	Edmonton	4	0-2
April 13	Kings 3	vs.	Edmonton	4 (OT)	0-3

1987

### DIVISION SEMIFINALS (Best-of-seven)

April 8	KINGS 5	at	Edmonton	2	1-0
April 9	Kings 3	at	Edmonton	13	1-1
April 11	Kings 5	vs.	Edmonton	6	1-2
April 12	Kings 3	vs.	Edmonton	6	1-3
April 14	Kings 4	at	Edmonton	5	1-4

1988

### DIVISION SEMIFINALS (Best-of-seven)

April 6	Kings 2	at	Calgary	9	0-1
April 7	Kings 4	at	Calgary	6	0-2
April 9	KINGS 5	vs.	Calgary	2	1-2
April 10	Kings 3	vs.	Calgary	7	1-3
April 12	Kings 4	at	Calgary	6	1-4

1989

### DIVISION SEMIFINALS (Best-of-seven)

April 5	Kings 3	vs.	Edmonton	4	0-1
April 6	KINGS 5	vs.	Edmonton	2	1-1
April 8	Kings 0	at	Edmonton	4	1-2
April 9	Kings 3	at	Edmonton	4	1-3
April 11	KINGS 4	vs.	Edmonton	2	2-3
April 13	KINGS 4	at	Edmonton	1	3-3
April 15	KINGS 6	vs.	Edmonton	3	4-3

### DIVISION FINALS (Best-of-seven)

April 18	Kings 3	at	Calgary	4 (OT)	0-1
April 20	Kings 3	at	Calgary	8	0-2
April 22	Kings 2	vs.	Calgary	5	0-3
April 24	Kings 3	vs.	Calgary	5	0-4

## KINGS ALL-TIME PLAYOFF HISTORY

## 1990

## DIVISION SEMIFINALS (Best-of-seven)

April 4	KINGS 5	at	Calgary	3	1-0
April 6	Kings 5	at	Calgary	8	1-1
April 8	KINGS 2	vs.	Calgary	1 (OT)	2-1
April 10	KINGS 12	vs.	Calgary	4	3-1
April 12	Kings 1	at	Calgary	5	3-2
April 14	KINGS 4	vs.	Calgary	3 (2OT)	4-2

## DIVISION FINALS (Best-of-seven)

April 18	Kings 0	at	Edmonton	7	0-1
April 20	Kings 1	at	Edmonton	6	0-2
April 22	Kings 4	vs.	Edmonton	5	0-3
April 24	Kings 5	vs.	Edmonton	6 (OT)	0-4

## 1991

## DIVISION SEMIFINALS (Best-of-seven)

April 4	Kings 5	vs.	Vancouver	6	0-1
April 6	KINGS 3	vs.	Vancouver	2 (OT)	1-1
April 8	Kings 1	at	Vancouver	2 (OT)	1-2
April 10	KINGS 6	at	Vancouver	1	2-2
April 12	KINGS 7	vs.	Vancouver	4	3-2
April 14	KINGS 4	at	Vancouver	1	4-2

## DIVISION FINALS (Best-of-seven)

April 18	KINGS 4	vs.	Edmonton	3 (OT)	1-0
April 20	Kings 3	vs.	Edmonton	4 (2OT)	1-1
April 22	Kings 3	at	Edmonton	4 (2OT)	1-2
April 24	Kings 2	at	Edmonton	4	1-3
April 26	KINGS 5	vs.	Edmonton	2	2-3
April 28	Kings 3	at	Edmonton	4 (OT)	2-4

## 1992

## DIVISION SEMIFINALS (Best-of-seven)

April 18	Kings 1	vs.	Edmonton	3	0-1
April 20	KINGS 8	vs.	Edmonton	5	1-1
April 22	Kings 3	at	Edmonton	4	1-2
April 24	KINGS 4	at	Edmonton	3	2-2
April 26	Kings 2	vs.	Edmonton	5	2-3
April 28	Kings 0	at	Edmonton	3	2-4

## 1993

## DIVISION SEMIFINALS (Best-of-seven)

April 18	KINGS 6	at	Calgary	3	1-0
April 21	Kings 4	at	Calgary	9	1-1
April 23	Kings 2	vs.	Calgary	5	1-2
April 25	KINGS 3	vs.	Calgary	1	2-2
April 27	KINGS 9	at	Calgary	4	3-2
April 29	KINGS 9	vs.	Calgary	6	4-2

## DIVISION FINALS (Best-of-seven)

May 2	Kings 2	at	Vancouver	5	0-1
May 5	KINGS 6	at	Vancouver	3	1-1
May 7	KINGS 7	vs.	Vancouver	4	2-1
May 9	Kings 2	vs.	Vancouver	7	2-2
May 11	KINGS 4	at	Vancouver	3 (2OT)	3-2
May 13	KINGS 5	vs.	Vancouver	3	4-2

## CONFERENCE FINALS (Best-of-seven)

May 17	Kings 1	at	Toronto	4	0-1
May 19	KINGS 3	at	Toronto	2	1-1
May 21	KINGS 4	vs.	Toronto	2	2-1
May 23	Kings 2	vs.	Toronto	4	2-2
May 25	Kings 2	at	Toronto	3 (OT)	2-3
May 27	KINGS 5	vs.	Toronto	4 (OT)	3-3
May 29	KINGS 5	at	Toronto	4	4-3

## STANLEY CUP FINAL (Best-of-seven)

June 1	KINGS 4	at	Montreal	1	1-0
June 3	Kings 2	at	Montreal	3 (OT)	1-1
June 5	Kings 3	vs.	Montreal	4 (OT)	1-2
June 7	Kings 2	vs.	Montreal	3 (OT)	1-3
June 9	Kings 1	at	Montreal	4	1-4

## 1998

## CONFERENCE QUARTERFINALS (Best-of-seven)

April 23	Kings 3	at	St. Louis	8	0-1
April 25	Kings 1	at	St. Louis	2	0-2
April 27	Kings 3	vs.	St. Louis	4	0-3
April 30	Kings 1	vs.	St. Louis	2	0-4

## 2000

## CONFERENCE QUARTERFINALS (Best-of-seven)

April 13	Kings 0	at	Detroit	2	0-1
April 15	Kings 5	at	Detroit	8	0-2
April 17	Kings 1	vs.	Detroit	2	0-3
April 19	Kings 0	vs.	Detroit	3	0-4

## 2001

## CONFERENCE QUARTERFINALS (Best-of-seven)

April 11	Kings 3	at	Detroit	5	0-1
April 14	Kings 0	at	Detroit	4	0-2
April 15	KINGS 2	vs.	Detroit	1	1-2
April 18	KINGS 4	vs.	Detroit	3 (OT)	2-2
April 21	KINGS 3	at	Detroit	2	3-2
April 23	KINGS 3	vs.	Detroit	2 (OT)	4-2

## CONFERENCE SEMIFINALS (Best-of-seven)

April 26	KINGS 4	at	Colorado	3 (OT)	1-0
April 28	Kings 0	at	Colorado	2	1-1
April 30	Kings 3	vs.	Colorado	4	1-2
May 2	Kings 0	vs.	Colorado	3	1-3
May 4	KINGS 1	at	Colorado	0	2-3
May 6	KINGS 1	vs.	Colorado	0 (2OT)	3-3
May 9	Kings 1	at	Colorado	5	3-4

## 2002

## CONFERENCE QUARTERFINALS (Best-of-seven)

April 18	Kings 3	at	Colorado	4	0-1
April 20	Kings 3	at	Colorado	5	0-2
April 22	KINGS 3	vs.	Colorado	1	1-2
April 23	Kings 0	vs.	Colorado	1	1-3
April 25	KINGS 1	at	Colorado	0 (OT)	2-3
April 27	KINGS 3	vs.	Colorado	1	3-3
April 29	Kings 0	at	Colorado	4	3-4

## 2010

## CONFERENCE QUARTERFINALS (Best-of-seven)

April 15	Kings 2	at	Vancouver	3 (OT)	0-1
April 17	KINGS 3	at	Vancouver	2 (OT)	1-1
April 19	KINGS 5	vs.	Vancouver	3	2-1
April 21	Kings 4	vs.	Vancouver	6	2-2
April 23	Kings 2	at	Vancouver	7	2-3
April 25	Kings 2	vs.	Vancouver	4	2-4

## 2011

## CONFERENCE QUARTERFINALS (Best-of-seven)

April 14	Kings 2	at	San Jose	3 (OT)	0-1
April 16	KINGS 4	at	San Jose	0	1-1
April 19	Kings 5	vs.	San Jose	6 (OT)	1-2
April 21	Kings 3	vs.	San Jose	6	1-3
April 23	KINGS 3	at	San Jose	1	2-3
April 25	Kings 3	vs.	San Jose	4 (OT)	2-4

## 2012

## CONFERENCE QUARTERFINALS (Best-of-seven)

April 11	KINGS 4	at	Vancouver	2	1-0
April 13	KINGS 4	at	Vancouver	2	2-0
April 15	KINGS 1	vs.	Vancouver	0	3-0
April 18	Kings 1	vs.	Vancouver	3	3-1
April 22	KINGS 2	at	Vancouver	1 (OT)	4-1

## CONFERENCE SEMIFINALS (Best-of-seven)

April 28	KINGS 3	at	St. Louis	1	1-0
April 30	KINGS 5	at	St. Louis	2	2-0
May 3	KINGS 4	vs.	St. Louis	2	3-0
May 6	KINGS 3	vs.	St. Louis	1	4-0

## CONFERENCE FINALS (Best-of-seven)

May 13	KINGS 4	at	Phoenix	2	1-0
May 15	KINGS 4	at	Phoenix	0	2-0
May 17	KINGS 2	vs.	Phoenix	1	3-0
May 20	Kings 0	vs.	Phoenix	2	3-1
May 22	KINGS 4	at	Phoenix	3 (OT)	4-1

## STANLEY CUP FINAL (Best-of-seven)

May 30	KINGS 2	at	New Jersey	1 (OT)	1-0
June 2	KINGS 2	at	New Jersey	1 (OT)	2-0
June 4	KINGS 4	vs.	New Jersey	0	3-0
June 6	Kings 1	vs.	New Jersey	3	3-1
June 9	Kings 1	at	New Jersey	2	3-2
June 11	KINGS 6	vs.	New Jersey	1	4-2

## 2013

## CONFERENCE QUARTERFINALS (Best-of-seven)

April 30	Kings 1	at	St. Louis	2 (OT)	0-1
May 2	Kings 1	at	St. Louis	2	0-2
May 4	KINGS 1	vs.	St. Louis	0	1-2
May 6	KINGS 4	vs.	St. Louis	3	2-2
May 8	KINGS 3	at	St. Louis	2 (OT)	3-2
May 10	KINGS 2	vs.	St. Louis	1	4-2

## CONFERENCE SEMIFINALS (Best-of-seven)

May 14	KINGS 2	vs.	San Jose	0	1-0
May 16	KINGS 4	vs.	San Jose	3	2-0
May 18	Kings 1	at	San Jose	2 (OT)	2-1
May 21	Kings 1	at	San Jose	2	2-2
May 23	KINGS 3	vs.	San Jose	0	3-2
May 26	Kings 1	at	San Jose	2	3-3
May 28	KINGS 2	vs.	San Jose	1	4-3

## CONFERENCE FINALS (Best-of-seven)

June 1	Kings 1	at	Chicago	2	0-1
June 2	Kings 2	at	Chicago	4	0-2
June 4	KINGS 3	vs.	Chicago	1	1-2
June 6	Kings 2	vs.	Chicago	3	1-3
June 8	Kings 3	at	Chicago	4 (2OT)	1-4

## 2014

## FIRST ROUND (Best-of-seven)

April 17	Kings 3	at	San Jose	6	0-1
April 20	Kings 2	at	San Jose	7	0-2
April 22	Kings 3	vs.	San Jose	4 (OT)	0-3
April 24	KINGS 6	vs.	San Jose	3	1-3
April 26	KINGS 3	at	San Jose	0	2-3
April 28	KINGS 4	vs.	San Jose	1	3-3
April 30	KINGS 5	at	San Jose	1	4-3

## SECOND ROUND (Best-of-seven)

May 3	KINGS 3	at	Anaheim	2 (OT)	1-0
May 5	KINGS 3	at	Anaheim	1	2-0
May 8	Kings 2	vs.	Anaheim	3	2-1
May 10	Kings 0	vs.	Anaheim	2	2-2
May 12	Kings 3	at	Anaheim	4	2-3
May 14	KINGS 2	vs.	Anaheim	1	3-3
May 16	KINGS 6	at	Anaheim	2	4-3

## CONFERENCE FINALS (Best-of-seven)

May 18	Kings 1	at	Chicago	3	0-1
May 21	KINGS 6	at	Chicago	2	1-1
May 24	KINGS 4	vs.	Chicago	3	2-1
May 26	KINGS 5	vs.	Chicago	2	3-1
May 28	Kings 4	at	Chicago	5 (2OT)	3-2
May 30	Kings 3	vs.	Chicago	4	3-3
June 1	KINGS 5	at	Chicago	4 (OT)	4-3

## STANLEY CUP FINAL (Best-of-seven)

June 4	KINGS 3	vs.	NY Rangers	2 (OT)	1-0
June 7	KINGS 5	vs.	NY Rangers	4 (2OT)	2-0
June 9	KINGS 3	at	NY Rangers	0	3-0
June 11	Kings 1	at	NY Rangers	2	3-1
June 13	KINGS 3	vs.	NY Rangers	2 (2OT)	4-1

# KINGS PLAYOFF SCENARIOS

GAME #	RECORD	IF WIN, HAVE WON SERIES...	IF LOSE, HAVE WON SERIES...
1	19-28	13 of 19 Times	8 of 28 Times
2	21-26	15 of 21 Times	6 of 26 Times
3	18-26	13 of 18 Times	7 of 26 Times
4	12-29	9 of 12 Times	10 of 29 Times
5	18-15	12 of 18 Times	6 of 15 Times
6	15-8	12 of 15 Times	2 of 8 Times
7	7-4	7 of 7 Times	0 of 4 Times

## WHEN THE KINGS...

Lead Series 1-0	13-6
Lead Series 2-0	7-1
Lead Series 2-1	7-3
Lead Series 3-0	5-0
Lead Series 3-1	6-0
Lead Series 3-2	9-1
Trail Series 0-1	8-20
Trail Series 0-2	3-11
Trail Series 1-2	6-12
Trail Series 0-3	1-7
Trail Series 1-3	2-11
Trail Series 2-3	5-7
Tied In Series 1-1	10-12
Tied In Series 2-2	10-4
Tied In Series 3-3	7-4

## SERIES RECORD...

13-6
7-1
7-3
5-0
6-0
9-1
8-20
3-11
6-12
1-7
2-11
5-7
10-12
10-4
7-4

## THE KINGS HAVE...

Won Series 2-0: 1 Time
Won Series 2-1: 1 Time
Won Series 3-0: Never
Won Series 3-1: Never
Won Series 3-2: 1 Time
Won Series 4-1: 1 Time
Won Series 4-2: 7 Times
Won Series 4-3: 7 Times
Lost Series 0-2: 2 Times
Lost Series 1-2: 1 Time
Lost Series 0-3: 1 Time
Lost Series 1-3: 2 Times
Lost Series 2-3: Never
Lost Series 0-4: 5 Times
Lost Series 1-4: 6 Times
Lost Series 2-4: 5 Times
Lost Series 3-4: 4 Times

(NOTE: THE TABLE ABOVE INCLUDES BEST-OF-THREE, BEST-OF-FIVE AND BEST-OF-SEVEN SERIES)

## IN THE BEST OF A...

	SERIES W	SERIES L	HOME-ICE ADVANTAGE	SERIES W	SERIES L
3-GAME SERIES	2	3	KINGS with Home-Ice Adv.	6	5
5-GAME SERIES	1	3	OPPONENT with Home-Ice Adv.	15	21
7-GAME SERIES	18	20			
TOTALS	21	26	TOTALS	21	26

# KINGS BEST OF SEVEN SCENARIOS

(NOTE: THE KINGS HAVE PLAYED FIVE BEST-OF-THREE GAME SERIES AND FOUR BEST-OF-FIVE GAME SERIES)

ALL-TIME RECORD IN BEST-OF-SEVEN SERIES	18-20
ALL-TIME SERIES RECORD WHEN HAVING HOME-ICE ADVANTAGE	4-3
Last time had home ice: 2014 F vs. NY Rangers, won series 4-1	
ALL-TIME SERIES RECORD WHEN OPPONENT HAS HOME-ICE ADVANTAGE	14-17
Last time started series on the road: 2014 WCF at Chicago, won series 4-3	
KINGS SERIES RECORD WHEN UP 1-0 IN A SERIES	10-5
KINGS SERIES RECORD WHEN UP 2-0 IN A SERIES	7-1
KINGS SERIES RECORD WHEN UP 2-1 IN A SERIES	6-3
KINGS SERIES RECORD WHEN UP 3-0 IN A SERIES	5-0
KINGS SERIES RECORD WHEN UP 3-1 IN A SERIES	6-0
KINGS SERIES RECORD WHEN UP 3-2 IN A SERIES	9-1
KINGS SERIES RECORD WHEN TRAIL 0-1 IN A SERIES	8-15
KINGS SERIES RECORD WHEN TRAIL 0-2 IN A SERIES	3-10
KINGS SERIES RECORD WHEN TRAIL 1-2 IN A SERIES	6-10
KINGS SERIES RECORD WHEN TRAIL 0-3 IN A SERIES	1-7
KINGS SERIES RECORD WHEN TRAIL 1-3 IN A SERIES	2-11
KINGS SERIES RECORD WHEN TRAIL 2-3 IN A SERIES	5-7
KINGS SERIES RECORD WHEN TIED 1-1 IN A SERIES	8-9
KINGS SERIES RECORD WHEN TIED 2-2 IN A SERIES	9-4
KINGS SERIES RECORD WHEN TIED 3-3 IN A SERIES	7-4
Last time Game Seven at home: 2013 vs. San Jose, won 2-1	HOME RECORD 2-1
Last time Game Seven on the road: 2014 at Chicago, won 5-4	ROAD RECORD 5-3
KINGS RECORD WHEN FACING ELIMINATION	22-20
KINGS RECORD WITH A CHANCE TO CLINCH A SERIES	18-13

(NOTE: GAME SEVEN COUNTS BOTH AS FACING ELIMINATION AND FACING CLINCHING SERIES)

# KINGS ALL-TIME PLAYOFF SCORING

PLAYER	POS	GP	G	A	PTS	PIM	PPG	SHG	PLAYER	POS	GP	G	A	PTS	PIM	PPG	SHG
1 Gretzky, Wayne	C	60	29	65	94	8	8	2	71 Hutchison, Dave	D	20	1	7	8	68	0	0
2 Robitaille, Luc	LW	94	41	48	89	126	14	0	72 Coffey, Paul	D	6	4	3	7	2	3	0
3 Kopitar, Anze	C	70	18	42	60	37	3	2	73 Robinson, Doug	LW	7	4	3	7	2	0	0
4 Taylor, Dave	RW	92	26	33	59	149	10	2	74 Handzus, Michal	C	12	4	3	7	4	3	0
5 Williams, Justin	RW	73	22	32	54	59	5	0	75 Goldup, Glenn	LW	16	4	3	7	22	0	0
6 Carter, Jeff	C	64	24	27	51	22	9	0	76 Sargent, Gary	D	11	3	4	7	6	2	0
7 Doughty, Drew	D	76	16	34	50	64	6	0	77 Smyth, Ryan	LW	12	3	4	7	6	0	0
8 Brown, Dustin	RW	76	19	26	45	76	6	2	78 Bonar, Dan	C	14	3	4	7	22	0	1
9 Sandstrom, Tomas	RW	50	17	28	45	53	5	0	79 Laidlaw, Tom	D	21	2	5	7	12	0	0
10 Dionne, Marcel	C	43	20	23	43	15	10	0	80 Huddy, Charlie	D	29	2	5	7	22	0	0
11 Duchesne, Steve	D	43	13	26	39	44	6	0	81 Millen, Corey	C	29	2	5	7	18	0	0
12 Nicholls, Bernie	C	34	16	21	37	61	5	0	82 Lewis, Dave	D	18	0	7	7	42	0	0
13 Granato, Tony	LW	52	13	24	37	100	3	1	83 Benning, Brian	D	19	0	7	7	12	0	0
14 Richards, Mike	C	61	10	27	37	42	3	0	84 Smith, Doug	C	13	4	2	6	15	1	0
15 Murphy, Mike	RW	45	11	20	31	48	4	1	85 Allison, Jason	C	7	3	3	6	4	0	0
16 Voinov, Slava	D	64	9	16	25	20	1	0	86 Simmonds, Wayne	RW	12	3	3	6	29	0	0
17 King, Dwight	LW	64	10	14	24	35	0	1	87 Lemieux, Real	LW	18	2	4	6	10	1	0
18 Blake, Rob	D	57	8	16	24	98	3	1	88 Hopkins, Dean	RW	18	1	5	6	29	0	0
19 Donnelly, Mike	LW	42	12	11	23	24	0	0	89 Venasky, Vic	C	21	1	5	6	12	1	0
20 Gaborik, Marian	RW	26	14	8	22	6	3	0	90 Scuderi, Rob	D	50	0	6	6	10	0	0
21 Lewis, Trevor	C	70	9	12	21	12	3	0	91 Bozek, Steve	LW	10	4	1	5	6	2	0
22 Elik, Todd	C	22	5	16	21	16	1	0	92 Williams, Dave	LW	8	3	2	5	34	0	0
23 Carson, Jimmy	C	28	11	9	20	12	3	0	93 Croteau, Gary	LW	11	3	2	5	8	1	0
24 Kurri, Jari	RW	28	10	10	20	16	3	2	94 Johnson, Craig	LW	15	3	2	5	8	0	0
25 Toffoli, Tyler	C	38	9	11	20	10	1	0	95 Labossiere, Gord	C	7	2	3	5	24	0	0
26 Palffy, Ziggy	RW	24	9	10	19	8	0	0	96 Carpenter, Bob	C	10	2	3	5	2	0	0
27 Goring, Butch	C	30	9	9	18	6	4	0	97 Corrigan, Mike	C	15	2	3	5	20	0	0
28 Penner, Dustin	LW	44	7	11	18	44	0	0	98 Emerson, Nelson	RW	19	2	3	5	6	0	0
29 Kasper, Steve	C	31	6	12	18	20	0	1	99 Laperriere, Ian	RW/C	28	2	3	5	29	0	0
30 McSorley, Marty	D	63	6	11	17	190	3	0	100 Miller, Jay	LW	34	2	3	5	102	0	0
31 Martinez, Alec	D	59	6	10	16	30	2	0	101 Belanger, Eric	C	20	1	4	5	6	0	0
32 Stoll, Jarret	C	69	6	10	16	44	3	0	102 Rolfe, Dale	D	17	0	5	5	22	0	0
33 Williams, Tommy	LW	29	8	7	15	4	2	0	103 McIntyre, John	C	18	0	5	5	36	0	0
34 Muzzin, Jake	D	43	6	9	15	14	3	0	104 Kennedy, Dean	D	20	0	5	5	28	0	0
35 Hardy, Mark	D	41	5	10	15	64	1	0	105 Modin, Fredrik	LW	6	3	1	4	2	2	0
36 Stumpel, Jozef	C	21	4	11	15	20	2	0	106 Nevin, Bob	RW	17	3	1	4	6	0	0
37 Simmer, Charlie	LW	15	7	7	14	24	3	0	107 Bourne, Bob	C	10	2	2	4	0	0	0
38 Clifford, Kyle	LW	47	4	10	14	56	0	0	108 Shuchuk, Gary	RW	17	2	2	4	12	0	0
39 Rychel, Warren	LW	23	6	7	13	39	0	0	109 Frolov, Alexander	LW	6	1	3	4	0	0	0
40 Evans, Daryl	RW	10	5	8	13	12	1	0	110 Hughes, Brent	D	18	1	3	4	0	0	0
41 Murphy, Larry	D	14	5	8	13	14	2	0	111 Fraser, Colin	C	34	1	3	4	14	0	0
42 Greene, Matt	D	61	2	11	13	48	0	1	112 Fenton, Paul	LW	5	2	1	3	2	1	0
43 MacDonald, Lowell	LW	14	5	7	12	2	1	0	113 Campbell, Bryan	C	6	2	1	3	0	0	1
44 Fox, Jim	RW	22	4	8	12	0	1	0	114 Harris, Billy	RW	8	2	1	3	2	0	0
45 Pearson, Tanner	LW	25	4	8	12	8	0	0	115 Wiemer, Jim	D	10	2	1	3	19	0	0
46 Zhitnik, Alexei	D	24	3	9	12	26	2	0	116 O'Donnell, Sean	D	14	2	1	3	44	0	0
47 Murdoch, Bob	D	28	2	10	12	40	1	0	117 Perreault, Yanic	C	4	1	2	3	6	1	0
48 Johnson, Jack	D	12	1	11	12	6	1	0	118 Degray, Dale	D	8	1	2	3	12	1	0
49 Kontos, Chris	RW	20	11	0	11	12	7	0	119 Palmer, Rob	D	8	1	2	3	6	0	0
50 Joyal, Eddie	C	18	7	4	11	2	4	0	120 Widling, Juha	C	8	1	2	3	2	0	0
51 Sydor, Darryl	D	24	3	8	11	16	2	0	121 Inglis, Billy	C	11	1	2	3	4	0	0
52 Wells, Jay	D	31	3	8	11	110	1	0	122 Amadio, Dave	D	16	1	2	3	18	0	0
53 Irvine, Ted	LW	17	6	4	10	9	1	0	123 Modry, Jaroslav	D	19	1	2	3	6	1	0
54 Conacher, Pat	C	24	6	4	10	6	0	0	124 Berg, Aki	D	6	0	3	3	2	0	0
55 Deadmarsh, Adam	RW	17	4	6	10	6	0	0	125 Chartraw, Rick	D	14	0	3	3	21	0	0
56 Flett, Bill	RW	17	4	6	10	19	1	0	126 Wall, Bob	D	15	0	3	3	0	0	0
57 Menard, Howie	C	18	3	7	10	36	1	0	127 Korab, Jerry	D	17	0	3	3	70	0	0
58 Robinson, Larry	D	24	3	7	10	25	0	0	128 Brown, Larry	D	24	0	3	3	10	0	0
59 Schneider, Mathieu	D	20	0	10	10	28	0	0	129 Regehr, Robyn	D	26	0	3	3	13	0	0
60 Murray, Glen	RW	21	6	3	9	12	1	0	130 Watters, Tim	D	50	0	3	3	62	0	0
61 Richardson, Brad	C	36	4	5	9	8	0	0	131 Hughes, Howie	RW	14	2	0	2	2	1	0
62 White, Bill	D	18	3	6	9	12	0	0	132 Allison, Mike	C	16	2	0	2	28	0	1
63 Tonelli, John	LW	28	3	6	9	26	1	0	133 Erickson, Bryan	RW	3	1	1	2	0	0	0
64 Mitchell, Willie	D	44	3	6	9	40	2	0	134 Apps Jr., Syl	C	4	1	1	2	0	1	0
65 Krushelnyski, Mike	C	21	2	7	9	16	1	0	135 Carlson, Steve	C	4	1	1	2	7	0	0
66 Kozak, Don	RW	26	6	2	8	69	1	0	136 Edstrand, Darryl	D	4	1	1	2	10	0	0
67 Carr, Gene	C	17	4	4	8	45	1	0	137 Eloranta, Mikko	LW	7	1	1	2	2	0	0
68 Kudelski, Bob	RW	22	4	4	8	4	0	0	138 St. Laurent, Andre	C	7	1	1	2	9	0	1
69 Smolinski, Bryan	C	24	3	5	8	18	1	0	139 Jones, Brad	LW	8	1	1	2	2	0	0
70 Berry, Bob	LW	26	2	6	8	6	0	0	140 Schultz, Dave	LW	9	1	1	2	45	1	0
									141 Cahan, Larry	D	11	1	1	2	22	0	0

## KINGS ALL-TIME PLAYOFF SCORING

PLAYER	POS	GP	G	A	PTS	PIM	PPG	SHG	PLAYER	POS	GP	G	A	PTS	PIM	PPG	SHG
142 Chartrand, Brad	LW	11	1	1	2	8	0	0	213 Selwood, Brad	D	1	0	0	0	0	0	0
143 Galley, Garry	D	11	1	1	2	4	0	0	214 Simmons, Gary	G	1	0	0	0	0	0	0
144 Kelly, John Paul	LW	18	1	1	2	41	1	0	215 Thomson, Jim	RW	1	0	0	0	0	0	0
145 St. Marseille, Frank	RW	26	1	1	2	2	0	0	216 Tredway, Brock*	RW	1	0	0	0	0	0	0
146 <b>Nolan, Jordan</b>	C	30	1	1	2	27	0	0	217 Tuomainen, Marko	RW	1	0	0	0	0	0	0
147 Buskas, Rod	D	2	0	2	2	22	0	0	218 Wilson, Murray	LW	1	0	0	0	0	0	0
148 Grant, Danny	RW	2	0	2	2	2	0	0	219 Lesuk, Bill	LW	2	0	0	0	4	0	0
149 Ruskowski, Terry	C	3	0	2	2	0	0	0	220 Liba, Igor	RW	2	0	0	0	2	0	0
150 Luce, Don	C	4	0	2	2	2	0	0	221 Loktionov, Andrei	C	2	0	0	0	0	0	0
151 Westgarth, Kevin	C	6	0	2	2	14	0	0	222 Monahan, Hartland	RW	2	0	0	0	0	0	0
152 Gray, Terry	RW	7	0	2	2	10	0	0	223 Paterson, Joe	LW	2	0	0	0	0	0	0
153 Jensen, Steve	LW	10	0	2	2	9	0	0	224 Zmolek, Doug	D	2	0	0	0	2	0	0
154 Peters, Jimmy	C	11	0	2	2	2	0	0	225 Jones, Martin	G	2	0	0	0	0	0	0
155 Sykes, Phil	LW	15	0	2	2	20	0	0	226 Halward, Doug	D	2	0	0	0	14	0	0
156 Kannegiesser, Sheldon	D	17	0	2	2	8	0	0	227 Hampton, Rick	D	2	0	0	0	0	0	0
157 Boucher, Philippe	D	18	0	2	2	4	0	0	228 Harrold, Peter	D/F	2	0	0	0	0	0	0
158 Lessard, Mario	G	20	0	2	2	4	0	0	229 Heaslip, Mark	RW	2	0	0	0	2	0	0
159 Wilson, Bert	LW	20	0	2	2	42	0	0	230 Holt, Randy	D	2	0	0	0	4	0	0
160 Komadoski, Neil	D	23	0	2	2	47	0	0	231 Howse, Don	LW	2	0	0	0	0	0	0
161 Norstrom, Mattias	D	28	0	2	2	30	0	0	232 Bednar, Jaroslav	LW	3	0	0	0	0	0	0
162 Stelmowski, Pete	C	2	1	0	1	2	0	0	233 Blake, Jason	C	3	0	0	0	0	0	0
163 Popiel, Poul	D	3	1	0	1	4	0	0	234 Edwards, Gary	G	3	0	0	0	0	0	0
164 Redmond, Craig	D	3	1	0	1	2	0	0	235 Engblom, Brian	D	3	0	0	0	2	0	0
165 Terrion, Greg	C	3	1	0	1	4	1	0	236 Gosselin, Mario	G	3	0	0	0	0	0	0
166 Ponikarovskiy, Alexei	LW	4	1	0	1	0	0	0	237 Hakansson, Anders	LW	3	0	0	0	0	0	0
167 Krake, Skip	C	6	1	0	1	15	0	0	238 Janecyk, Bob	G	3	0	0	0	0	0	0
168 Crowder, Keith	RW	7	1	0	1	9	0	0	239 Keans, Doug	G	3	0	0	0	0	0	0
169 Thomas, Scott	LW	12	1	0	1	4	1	0	240 Lukowich, Morris	LW	3	0	0	0	8	0	0
170 Buchberger, Kelly	LW	19	1	0	1	13	0	0	241 Playfair, Larry	D	3	0	0	0	14	0	0
171 Corbett, Mike*	RW	2	0	1	1	2	0	0	242 Shutt, Steve	LW	3	0	0	0	4	0	0
172 Crossman, Doug	D	2	0	1	1	2	0	0	243 Anderson, Ron	RW	4	0	0	0	2	0	0
173 Miller, Bob	C	2	0	1	1	0	0	0	244 Bjuggstad, Scott	LW	4	0	0	0	2	0	0
174 Sinisalo, Ilkka	LW	2	0	1	1	0	0	0	245 Clune, Rich	LW	4	0	0	0	5	0	0
175 Vopat, Jan	D	2	0	1	1	2	0	0	246 Corkum, Bob	C	4	0	0	0	0	0	0
176 Ferraro, Ray	C	3	0	1	1	2	0	0	247 Courtinall, Russ	RW	4	0	0	0	2	0	0
177 Karjalainen, Kyosti	RW	3	0	1	1	2	0	0	248 Gagne, Simon	LW	4	0	0	0	2	0	0
178 Laughlin, Craig	RW	3	0	1	1	2	0	0	249 Heinze, Steve	RW	4	0	0	0	2	0	0
179 MacLellan, Brian	LW	3	0	1	1	0	0	0	250 Johnson, Matt	LW	4	0	0	0	6	0	0
180 McKenna, Steve	LW	3	0	1	1	8	0	0	251 Jones, Randy	D	4	0	0	0	2	0	0
181 Ronning, Cliff	C	4	0	1	1	2	0	0	252 LaFayette, Nathan	C	4	0	0	0	2	0	0
182 Tsyplakov, Vladimir	RW	4	0	1	1	8	0	0	253 Manery, Randy	D	4	0	0	0	8	0	0
183 Long, Barry	D	5	0	1	1	18	0	0	254 Prajsler, Petr	D	4	0	0	0	0	0	0
184 McKenna, Sean	RW	5	0	1	1	0	0	0	255 Stauber, Robb	G	4	0	0	0	0	0	0
185 Rota, Randy	LW	5	0	1	1	0	0	0	256 Thompson, Brent	D	4	0	0	0	4	0	0
186 Guay, Paul	RW	6	0	1	1	8	0	0	257 Bylsma, Dan	LW	5	0	0	0	0	0	0
187 Desjardins, Gerry	G	9	0	1	1	0	0	0	258 Ellerby, Keaton	D	5	0	0	0	0	0	0
188 Baumgartner, Ken	LW	10	0	1	1	36	0	0	259 Grimson, Stu	LW	5	0	0	0	4	0	0
189 Halkidis, Bob	D	11	0	1	1	8	0	0	260 Hammond, Ken	D	5	0	0	0	8	0	0
190 Visnovsky, Lubomir	D	12	0	1	1	0	0	0	261 Ledyard, Grant	D	5	0	0	0	10	0	0
191 Karalahti, Jere	D	17	0	1	1	20	0	0	262 Sawchuk, Terry	G	5	0	0	0	0	0	0
192 Miller, Aaron	D	20	0	1	1	6	0	0	263 Storr, Jamie	G	5	0	0	0	0	0	0
193 Hrudey, Kelly	G	57	0	1	1	4	0	0	264 Ahola, Peter	D	6	0	0	0	2	0	0
194 <b>Quick, Jonathan</b>	G	76	0	1	1	18	0	0	265 Halpern, Jeff	C	6	0	0	0	4	0	0
195 Bernier, Jonathan	G	1	0	0	0	0	0	0	266 Lilja, Andreas	D	6	0	0	0	6	0	0
196 Clippingdale, Steve	LW	1	0	0	0	0	0	0	267 Melanson, Roland	G	6	0	0	0	4	0	0
197 Eliot, Darren	G	1	0	0	0	0	0	0	268 Parse, Scott	LW	6	0	0	0	0	0	0
198 English, John	D	1	0	0	0	0	0	0	269 Fiset, Stephane	G	7	0	0	0	0	0	0
199 Ersberg, Erik	G	1	0	0	0	0	0	0	270 Healy, Glenn	G	7	0	0	0	6	0	0
200 Germain, Eric	D	1	0	0	0	4	0	0	271 <b>Schultz, Jeff</b>	D	7	0	0	0	0	0	0
201 Gibbs, Barry	D	1	0	0	0	0	0	0	272 Smith, Brian	LW	7	0	0	0	0	0	0
202 Ivanans, Raitis	LW	1	0	0	0	0	0	0	273 Harper, Terry	D	8	0	0	0	18	0	0
203 Lemieux, Jacques	D	1	0	0	0	0	0	0	274 Maloney, Dan	LW	8	0	0	0	4	0	0
204 Loach, Lonnie	LW	1	0	0	0	0	0	0	275 Rutledge, Wayne	G	8	0	0	0	4	0	0
205 Makela, Mikko	RW	1	0	0	0	0	0	0	276 Kelly, Steve	C	9	0	0	0	2	0	0
206 Martin, Rick	LW	1	0	0	0	0	0	0	277 DeMarco, Ab	D	10	0	0	0	13	0	0
207 Moller, Oscar	RW	1	0	0	0	0	0	0	278 Duguay, Ron	RW	13	0	0	0	6	0	0
208 Mulhern, Richard	D	1	0	0	0	0	0	0	279 Potvin, Felix	G	20	0	0	0	0	0	0
209 Phair, Lyle	LW	1	0	0	0	0	0	0	280 Vachon, Rogie	G	25	0	0	0	2	0	0
210 Potvin, Marc	RW	1	0	0	0	0	0	0									
211 Rutherford, Jim	G	1	0	0	0	0	0	0	*Appeared only in Kings postseason games								
212 Scott, Ron	G	1	0	0	0	0	0	0									

\*Appeared only in Kings postseason games

KINGS ALL-TIME  
PLAYOFF GOALTENDING

GOALIE	GP	MIN	W-L	GA	SO	SA	S%	GAA	G	A	PIM
1 <b>Quick, Jonathan</b>	76	4,683	45-31	173	9	2,240	.923	2.22	0	1	18
2 Hrudey, Kelly	57	3,519	26-30	207	0	1,773	.883	3.53	0	1	4
3 Vachon, Rogie	25	1,517	9-16	78	1	714	.891	3.09	0	0	2
4 Potvin, Felix	20	1,229	10-10	48	3	562	.915	2.34	0	0	0
5 Lessard, Mario	20	1,136	6-12	83	0	624	.867	4.38	0	2	4
6 Desjardins, Gerry	9	431	3-4	28	0	201	.861	3.90	0	1	0
7 Rutledge, Wayne	8	378	2-4	20	0	188	.894	3.17	0	0	4
8 Healy, Glenn	7	335	1-4	26	0	186	.860	4.66	0	0	6
9 Fiset, Stephane	7	293	0-5	17	0	159	.893	3.48	0	0	0
10 Melanson, Roland	6	320	1-5	33	0	204	.838	6.19	0	0	4
11 Sawchuk, Terry	5	280	2-3	18	1	137	.869	3.86	0	0	0
12 Storr, Jamie	5	181	0-3	11	0	102	.892	3.65	0	0	0
13 Stauber, Robb	4	240	3-1	16	0	157	.898	4.00	0	0	0
14 Janecyk, Bob	3	184	0-3	10	0	100	.900	3.26	0	0	0
15 Edwards, Gary	3	180	2-1	10	0	93	.892	3.33	0	0	0
16 Keans, Doug	3	72	0-2	8	0	25	.680	6.67	0	0	0
17 Gosselin, Mario	3	62	0-2	3	0	22	.864	2.90	0	0	0
18 Jones, Martin	2	56	0-0	0	0	7	1.000	0.00	0	0	0
19 Eliot, Darren	1	40	0-0	7	0	29	.759	10.50	0	0	0
20 Scott, Ron	1	32	0-0	4	0	10	.600	7.50	0	0	0
21 Bernier, Jonathan	1	30	0-0	0	0	9	1.000	0.00	0	0	0
22 Rutherford, Jim	1	20	0-0	2	0	8	.750	6.00	0	0	0
23 Simmons, Gary	1	20	0-0	1	0	7	.857	3.00	0	0	0
24 Ersberg, Erik	1	13	0-0	2	0	4	.500	9.23	0	0	0

# KINGS ALL-TIME TOP FIVE IN PLAYOFFS

GAMES PLAYED			GOALS			ASSISTS		
No.	Player	Total	No.	Player	Total	No.	Player	Total
1	Luc Robitaille	94	1	Luc Robitaille	41	1	Wayne Gretzky	65
2	Dave Taylor	92	2	Wayne Gretzky	29	2	Luc Robitaille	48
3	<b>Dustin Brown</b>	76	3	Dave Taylor	26	3	<b>Anze Kopitar</b>	42
4	<b>Drew Doughty</b>	76	4	<b>Jeff Carter</b>	24	4	<b>Drew Doughty</b>	34
5	Justin Williams	73	5	Justin Williams	22	5	Dave Taylor	33
POINTS			PENALTY MINUTES			PPG'S		
No.	Player	Total	No.	Player	Total	No.	Player	Total
1	Wayne Gretzky	94	1	Marty McSorley	190	1	Luc Robitaille	14
2	Luc Robitaille	89	2	Dave Taylor	149	2	Marcel Dionne	10
3	<b>Anze Kopitar</b>	60	3	Luc Robitaille	126	3	Dave Taylor	10
4	Dave Taylor	59	4	Jay Wells	110	4	<b>Jeff Carter</b>	9
5	Justin Williams	54	5	Jay Miller	102	5	Wayne Gretzky	8
SHG'S			PLUS/MINUS			GWG'S		
No.	Player	Total	No.	Player	Total	No.	Player	Total
1	<b>Dustin Brown</b>	2	1	<b>Anze Kopitar</b>	22	1	Luc Robitaille	9
	<b>Anze Kopitar</b>	2	2	Justin Williams	21	2	<b>Dustin Brown</b>	5
	Wayne Gretzky	2	3	Willie Mitchell	18		Wayne Gretzky	5
	Jari Kurri	2	4	<b>Dustin Brown</b>	15	4	Six Tied	4
	Dave Taylor	2	5	Slava Voynov	14			
DEFENSEMAN GP			DEFENSEMAN GOALS			DEFENSEMAN ASSISTS		
No.	Player	Total	No.	Player	Total	No.	Player	Total
1	<b>Drew Doughty</b>	76	1	<b>Drew Doughty</b>	16	1	<b>Drew Doughty</b>	34
2	Slava Voynov	64	2	Steve Duchesne	13	2	Steve Duchesne	26
3	Marty McSorley	63	3	Slava Voynov	9	3	Slava Voynov	16
4	<b>Matt Greene</b>	61	4	Rob Blake	8		Rob Blake	16
5	<b>Alec Martinez</b>	59	5	Three Tied	6	5	Three Tied	11
DEFENSEMAN PTS			DEFENSEMAN PIM			DEFENSEMAN PPG'S		
No.	Player	Total	No.	Player	Total	No.	Player	Total
1	<b>Drew Doughty</b>	50	1	Marty McSorley	190	1	<b>Drew Doughty</b>	6
2	Steve Duchesne	39	2	Jay Wells	110		Steve Duchesne	6
3	Slava Voynov	25	3	Rob Blake	98	3	Four Tied	3
4	Rob Blake	24	4	Jerry Korab	70			
5	Marty McSorley	17	5	Dave Hutchison	68			
DEFENSEMAN SHG'S			DEFENSEMAN +/-			DEFENSEMAN GWG'S		
No.	Player	Total	No.	Player	Total	No.	Player	Total
1	<b>Matt Greene</b>	1	1	Willie Mitchell	18	1	<b>Alec Martinez</b>	4
	Rob Blake	1	2	Slava Voynov	14		Slava Voynov	4
			3	Rob Scuderi	13	3	12 Tied	1
			4	<b>Matt Greene</b>	10			
			5	Three Tied	7			
GOALIE GP			GOALIE WINS			GOALIE SHUTOUTS		
No.	Player	Total	No.	Player	Total	No.	Player	Total
1	<b>Jonathan Quick</b>	76	1	<b>Jonathan Quick</b>	45	1	<b>Jonathan Quick</b>	9
2	Kelly Hrudey	57	2	Kelly Hrudey	26	2	Felix Potvin	3
3	Rogie Vachon	25	3	Felix Potvin	10	3	Terry Sawchuk	1
4	Mario Lessard	20	4	Rogie Vachon	9		Rogie Vachon	1
	Felix Potvin	20	5	Mario Lessard	6			
GOALIE GAA*			GOALIE SAVE PCT*					
No.	Player	Total	No.	Player	Total			
1	<b>Jonathan Quick</b>	2.22	1	<b>Jonathan Quick</b>	.923			
2	Felix Potvin	2.34	2	Felix Potvin	.915			
3	Rogie Vachon	3.09	3	Wayne Rutledge	.894			
4	Wayne Rutledge	3.17	4	Stephane Fiset	.893			
5	Stephane Fiset	3.48	5	Jamie Storr	.892			

\*Minimum 5 games

# KINGS ALL-TIME PLAYOFF SEASON BESTS

GAMES PLAYED				GOALS				ASSISTS			
No.	Player	Total	Season	No.	Player	Total	Season	No.	Player	Total	Season
1	14 tied	26	2014	1	Wayne Gretzky	15	1993	1	Wayne Gretzky	25	1993
				2	<b>Marian Gaborik</b>	14	2014	2	<b>Anze Kopitar</b>	21	2014
				3	Luc Robitaille	12	1991	3	Tomas Sandstrom	17	1993
				4	<b>Jeff Carter</b>	10	2014		Wayne Gretzky	17	1989
				5	Four Tied	9		5	Justin Williams	16	2014
POINTS				PENALTY MINUTES				PPG'S			
No.	Player	Total	Season	No.	Player	Total	Season	No.	Player	Total	Season
1	Wayne Gretzky	40	1993	1	Jay Miller	63	1989	1	Chris Kontos	6	1989
2	<b>Anze Kopitar</b>	26	2014	2	Marty McSorley	60	1993	2	Luc Robitaille	5	1991
3	<b>Jeff Carter</b>	25	2014	3	Marty McSorley	58	1991	3	Five Tied	4	
	Justin Williams	25	2014	4	Tony Granato	50	1993				
	Tomas Sandstrom	25	1993	5	Rob Blake	46	1993				
SHG'S				PLUS/MINUS				GWG'S			
No.	Player	Total	Season	No.	Player	Total	Season	No.	Player	Total	Season
1	<b>Dustin Brown</b>	2	2012	1	<b>Dustin Brown</b>	16	2012	1	Slava Voynov	4	2013
	<b>Anze Kopitar</b>	2	2012		<b>Anze Kopitar</b>	16	2012	2	<b>Alec Martinez</b>	3	2014
	Jari Kurri	2	1993	3	Justin Williams	13	2014		<b>Dustin Brown</b>	3	2012
	Dave Taylor	2	1993	4	<b>Drew Doughty</b>	11	2012		<b>Jeff Carter</b>	3	2012
5	12 Tied	1		5	Two Tied	10			Wayne Gretzky	3	1993
DEFENSEMAN GP				DEFENSEMAN GOALS				DEFENSEMAN ASSISTS			
No.	Player	Total	Season	No.	Player	Total	Season	No.	Player	Total	Season
1	<b>Drew Doughty</b>	26	2014	1	<b>Jake Muzzin</b>	6	2014	1	<b>Drew Doughty</b>	13	2014
	<b>Alec Martinez</b>	26	2014	2	Slava Voynov	6	2013	2	<b>Drew Doughty</b>	12	2012
	<b>Jake Muzzin</b>	26	2014	3	<b>Drew Doughty</b>	5	2014	3	Mathieu Schneider	9	2001
	Slava Voynov	26	2014		<b>Alec Martinez</b>	5	2014		Alexei Zhitnik	9	1993
5	Three Tied	24		5	Six Tied	4			Steve Duchesne	9	1990
DEFENSEMAN PTS				DEFENSEMAN PIM				DEFENSEMAN PPG'S			
No.	Player	Total	Season	No.	Player	Total	Season	No.	Player	Total	Season
1	<b>Drew Doughty</b>	18	2014	1	Marty McSorley	60	1993	1	<b>Jake Muzzin</b>	3	2014
2	<b>Drew Doughty</b>	16	2012	2	Marty McSorley	58	1991		Paul Coffey	3	1992
3	Slava Voynov	13	2013	3	Rob Blake	46	1993	3	Seven Tied	2	
4	Three Tied	12		4	Jay Wells	41	1982				
				5	Brent Hughes	37	1969				
DEFENSEMAN SHG'S				DEFENSEMAN +/-				DEFENSEMAN GWG'S			
No.	Player	Total	Season	No.	Player	Total	Season	No.	Player	Total	Season
1	<b>Matt Greene</b>	1	2012	1	<b>Drew Doughty</b>	11	2012	1	Slava Voynov	4	2013
	Rob Blake	1	1993	2	Willie Mitchell	10	2014	2	<b>Alec Martinez</b>	3	2014
				3	Five Tied	9		3	13 Tied	1	
GOALIE GP				GOALIE WINS				GOALIE SHUTOUTS			
No.	Player	Total	Season	No.	Player	Total	Season	No.	Player	Total	Season
1	<b>Jonathan Quick</b>	26	2014	1	<b>Jonathan Quick</b>	16	2014	1	<b>Jonathan Quick</b>	3	2013
2	<b>Jonathan Quick</b>	20	2012		<b>Jonathan Quick</b>	16	2012		<b>Jonathan Quick</b>	3	2012
	Kelly Hrudey	20	1993	3	Kelly Hrudey	10	1993	3	<b>Jonathan Quick</b>	2	2014
4	<b>Jonathan Quick</b>	18	2013	4	<b>Jonathan Quick</b>	9	2013		Felix Potvin	2	2001
5	Felix Potvin	13	2001	5	Felix Potvin	7	2001	5	Four Tied	1	
GOALIE GAA*				GOALIE SV PCT*							
No.	Player	Total	Season	No.	Player	Total	Season				
1	<b>Jonathan Quick</b>	1.41	2012	1	<b>Jonathan Quick</b>	.946^	2012				
2	<b>Jonathan Quick</b>	1.86	2013	2	<b>Jonathan Quick</b>	.934	2013				
3	Felix Potvin	2.16	2002	3	Felix Potvin	.925	2002				
4	Rogie Vachon	2.33	1976	4	<b>Jonathan Quick</b>	.913	2011				
5	Felix Potvin	2.44	2001	5	Rogie Vachon	.912	1976				

\* Minimum 5 games

^ Tied NHL Record

## KINGS ALL-TIME PLAYOFF HAT TRICKS

1974	1. Tommy Williams, 4/14/74 vs. CHI
1976	2. Marcel Dionne, 4/15/76 vs. BOS
1977	3. Butch Goring, 4/9/77 vs. ATL
1989	4. Chris Kontos, 4/6/89 vs. EDM
1990	5. Tony Granato, 4/10/90 vs. CGY
1990	6. Tomas Sandstrom, 4/10/90 vs. CGY
1990	7. Dave Taylor, 4/10/90 vs. CGY
1991	8. Luc Robitaille, 4/26/91 vs. EDM
1993	9. Wayne Gretzky, 5/29/93 at TOR
2012	10. <b>Jeff Carter</b> , 5/15/12 at PHX
2014	11. <b>Jeff Carter</b> , 5/21/14 at CHI

## KINGS ALL-TIME PLAYOFF HAT TRICKS - AGAINST

1969	1. Gordon "Red" Berenson, 4/15/69 at STL
1977	2. Bobby Schmautz, 4/11/77 at BOS
1978	3. George Ferguson, 4/11/78 at TOR
1980	4. Bryan Trottier, 4/8/80 at NYI
1987	5. Jari Kurri, 4/9/87 at EDM*
1988	6. Hakan Loob, 4/10/88 at CGY
1991	7. Geoff Courtinall, 4/4/91 vs. VAN
1992	8. Esa Tikkanen, 4/26/92 vs. EDM
1993	9. Wendel Clark, 5/27/93 vs. TOR
1993	10. Eric Desjardins, 6/3/93 at MTL
2013	11. Patrick Kane, 6/8/13 at CHI

\*Four-goal game

## KINGS ALL-TIME PLAYOFF SHUTOUTS

1968	1. Terry Sawchuk, 4/6/68 (2-0 vs. MIN), 18 saves
1976	2. Rogie Vachon, 4/8/76 (1-0 at ATL), 27 saves
2001	3. Felix Potvin, 5/4/01 (1-0 at COL), 20 saves
2001	4. Felix Potvin, 5/6/01 (1-0 vs. COL 2OT), 33 saves
2002	5. Felix Potvin, 4/25/02 (1-0 at COL OT), 26 saves
2011	6. <b>Jonathan Quick</b> , 4/16/11 (4-0 at SJS), 34 saves
2012	7. <b>Jonathan Quick</b> , 4/15/12 (1-0 vs. VAN), 41 saves
2012	8. <b>Jonathan Quick</b> , 5/15/12 (4-0 at PHX), 24 saves
2012	9. <b>Jonathan Quick</b> , 6/4/12 (4-0 vs. NJD), 22 saves
2013	10. <b>Jonathan Quick</b> , 5/4/13 (1-0 vs. STL), 30 saves
2013	11. <b>Jonathan Quick</b> , 5/14/13 (2-0 vs. SJS), 35 saves
2013	12. <b>Jonathan Quick</b> , 5/23/13 (3-0 vs. SJS), 24 saves
2014	13. <b>Jonathan Quick</b> , 4/26/14 (3-0 at SJS), 30 saves
2014	14. <b>Jonathan Quick</b> , 6/9/14 (3-0 at NYR), 32 saves

## KINGS ALL-TIME PLAYOFF SHUTOUTS - AGAINST

1969	1. Jacques Plante, 4/15/69 (0-4 at STL), 30 saves
1974	2. Tony Esposito, 4/13/74 (0-1 vs. CHI), 32 saves
1974	3. Tony Esposito, 4/16/74 (0-1 at CHI), 18 saves
1976	4. Gilles Gilbert, 4/11/76 (0-4 at BOS), 21 saves
1976	5. Gerry Cheevers, 4/17/76 (0-3 vs. BOS), 27 saves
1976	6. Gilles Gilbert, 4/25/76 (0-3 at BOS), 15 saves
1978	7. Mike Palmateer, 4/13/78 (0-4 vs. TOR), 21 saves
1980	8. Billy Smith, 4/12/80 (0-6 vs. NYI), 20 saves
1989	9. Grant Fuhr, 4/8/89 (0-4 at EDM), 26 saves
1990	10. Bill Ranford, 4/18/90 (0-7 at EDM), 25 saves
1992	11. Bill Ranford, 4/28/92 (0-3 at EDM), 26 saves
2000	12. Chris Osgood, 4/13/00 (0-2 at DET), 19 saves
2000	13. Chris Osgood, 4/19/00 (0-3 vs. DET), 25 saves
2001	14. Chris Osgood, 4/14/01 (0-4 at DET), 20 saves
2001	15. Patrick Roy, 4/28/01 (0-2 at COL), 20 saves
2001	16. Patrick Roy, 5/2/01 (0-3 at COL), 21 saves
2002	17. Patrick Roy, 4/23/02 (0-1 vs. COL), 32 saves
2002	18. Patrick Roy, 4/29/02 (0-4 at COL), 23 saves
2012	19. Mike Smith, 5/20/12 (0-2 vs. PHX), 36 saves
2014	20. John Gibson, 5/10/14 (0-2 vs. ANA), 28 saves

## KINGS ALL-TIME PLAYOFF PENALTY SHOTS - FOR

1991	Steve Duchesne, 4/10/91 (vs. Kirk McLean at VAN), MADE
2012	<b>Dustin Brown</b> , 4/18/12 (vs. Cory Schneider vs. VAN), MISS

## KINGS ALL-TIME PLAYOFF PENALTY SHOTS - AGAINST

1968	Wayne Connelly, 4/9/68 (vs. Terry Sawchuk at MIN), MADE*
1990	Al MacInnis, 4/4/90 (vs. Kelly Hruddy at CGY), MADE
2014	Corey Perry, 5/16/14 (vs. <b>Jonathan Quick</b> at ANA), MISS

\*First successful penalty shot in NHL postseason history (7th attempt).

## ALL-TIME PLAYOFF GAME-WINNING GOALS SCORED BY KINGS

1968	1968 – Joyal, MacDonald, White
1969	Cahan, Flett, Irvine, MacDonald
1974	Widing
1975	M. Murphy
1976	Goring (2), Berry, Kozak, Nevin
1977	Goring (2), Dionne, Murdoch
1980	St. Laurent
1981	Hopkins
1982	Bozek, Evans, Nicholls, Simmer
1987	Dave Williams
1988	L. Robitaille
1989	Kontos, Nicholls, L. Robitaille, Wiemer
1990	Granato (2), Krushelnyski, L. Robitaille
1991	Gretzky (2), L. Robitaille (2), B. Jones, Dave Taylor
1992	Huddy, L. Robitaille
1993	Gretzky (3), L. Robitaille (2), Rychel (2), Sandstrom (2), Granato, McSorley, Shuchuk, Zhitnik
2001	Deadmarsh (2), E. Belanger, G. Murray, Modry, L. Robitaille, Stumpel
2002	J. Allison, Chartrand, C. Johnson
2010	<b>Kopitar</b> , Richardson
2011	<b>Clifford</b> , Jack Johnson
2012	<b>D. Brown</b> (3), <b>J. Carter</b> (3), <b>King</b> (2), Penner (2), Stoll (2), <b>Greene</b> , <b>Kopitar</b> , <b>Martinez</b> , Richards
2013	Voynov (4), J. Williams (2), <b>Kopitar</b> , <b>Lewis</b> , Penner
2014	<b>Martinez</b> (3), J. Williams (2), <b>D. Brown</b> (2), <b>Toffoli</b> (2), <b>J. Carter</b> , <b>Doughty</b> , <b>Gaborik</b> , <b>Kopitar</b> , <b>T. Lewis</b> , <b>Muzzin</b> , M. Richards

All-Time Leaders: L. Robitaille (9), **D. Brown** (5), Gretzky (5), Six Tied (4)

## ALL-TIME PLAYOFF POWER PLAY GOALS SCORED BY KINGS (198)

L. Robitaille (14), Dionne (10), Dave Taylor (10), **J. Carter** (9), Gretzky (8), Kontos (7), **D. Brown** (6), **Doughty** (6), Duchesne (6), Nicholls (5), Sandstrom (5), J. Williams (5), Goring (4), Joyal (4), M. Murphy (4), R. Blake (3), Carson (3), Coffey (3), **Gaborik** (3), Granato (3), Handzus (3), **Kopitar** (3), Kurri (3), **T. Lewis** (3), McSorley (3), **Muzzin** (3), Richards (3), Simmer (3), Stoll (3), Bozek (2), **Martinez** (2), W. Mitchell (2), Modin (2), L. Murphy (2), Sargent (2), Stumpel (2), Sydor (2), T. Williams (2), Zhitnik (2), Apps Jr., Carr, Croteau, Degray, Elik, Evans, Fenton, Flett, Fox, Hardy, H. Hughes, Irvine, Jack Johnson, J.P. Kelly, Kozak, Krushelnyski, R. Lemieux, MacDonald, Menard, Modry, Murdoch, G. Murray, Perreault, Schultz, Doug Smith, Smolinski, Terrion, Thomas, **Toffoli**, Tonelli, Venasky, Voynov, Wells.

## ALL-TIME PLAYOFF SHORT-HANDED GOALS SCORED BY KINGS (20)

**D. Brown** (2), Gretzky (2), **Kopitar** (2), Kurri (2), Dave Taylor (2), M. Allison, R. Blake, Bonar, Campbell, Granato, **Greene**, Kasper, **King**, M. Murphy, St. Laurent.

## KINGS ALL-TIME PLAYOFF RECORDS – TEAM

		TEAM
Most Consecutive Playoff Appearances	9	1974-1982
Longest Playoff Winning Streak	8	4/22/12-5/17/12
Longest Playoff Home Winning Streak	9	6/11/12-6/4/13
Longest Playoff Home Winning Streak (one playoff year)	8	5/4/13-6/4/13
Longest Playoff Road Winning Streak	12	4/16/11-6/2/12 – NHL Record
Longest Playoff Road Winning Streak (one playoff year)	10	4/11/12-6/2/12 – NHL Record
Longest Playoff Losing Streak	14	6/3/93-4/14/01
Longest Playoff Home Losing Streak	6	6/5/93-4/19/00
Longest Playoff Road Losing Streak	8	6/3/93-4/14/01
Longest Overtime Goal For	34:43	Alec Martinez vs. NYR, 6/13/14
Longest Overtime Goal Against	31:40	Patrick Kane, CHI, 6/8/13
Shortest Overtime Goal For	:19	Ted Irvine vs. OAK, 4/2/69
Shortest Overtime Goal Against	:34	John LeClair, MTL, 6/5/93
Fastest Goal, Start Of Game	:06	4/17/77 vs. BOS, Don Kozak – NHL Record
Fastest Two Goals	:11	4/22/90 vs. EDM (1st Period), Larry Robinson at 19:20 and Todd Elik at 19:31
Fastest Three Goals	1:56	5/13/93 vs. VAN (2nd Period), Jari Kurri at 15:48, Tomas Sandstrom at 16:05 and Warren Rychel at 17:44
Fastest Four Goals	5:17	4/10/90 vs. CGY (1st Period), Dave Taylor at 6:38, Tony Granato at 8:25, Tomas Sandstrom at 11:06 and Dave Taylor at 11:55
Fastest Five Goals	13:04	5/7/93 vs. VAN (2nd and 3rd Periods), Warren Rychel at 19:09, Luc Robitaille at 4:41, Jari Kurri at 6:46, Wayne Gretzky at 9:03 and Tomas Sandstrom at 12:13
Fastest Two Goals Against	:11	4/21/77 vs. BOS (1st Period), Stan Jonathan at 7:35 and Rick Middleton at 7:46
Fastest Three Goals Against	2:00	4/27/98 vs. STL (3rd Period), Pascal Rheaume at 9:59, Brett Hull at 11:03 and Pierre Turgeon at 11:59
Fastest Four Goals Against	3:07	4/27/98 vs. STL (3rd Period), Pascal Rheaume at 9:59, Brett Hull at 11:03, Pierre Turgeon at 11:59 and Terry Yake at 13:06
Fastest Five Goals Against	7:27	4/18/68 vs. MIN (2nd Period), Milan Marcetta at 8:45, Parker MacDonald at 11:58, Milan Marcetta at 12:49, Dave Balon at 15:48 and Andre Boudrias at 16:12
Most Hat Tricks, One Game	3	4/10/90 vs. CGY, (12-4 win) (NHL Record) Tony Granato (3-2=5), Tomas Sandstrom (3-2=5), Dave Taylor (3-1=4)

### PLAYOFF YEAR

Most Games	26	2014 vs. SJS, ANA, CHI and NYR – Tied NHL Record
Most Games, Home	12	2014 vs. SJS, ANA, CHI and NYR
Most Games, Road	14	2014 vs. SJS, ANA, CHI and NYR
Most Overtime Games	7	2014 (1 vs. SJS, 1 vs. ANA, 2 vs. CHI, 3 vs. NYR)
Most Overtime Games, Home	4	2014 (1 vs. SJS, 3 vs. NYR)
Most Overtime Games, Road	4	2x's, Last: 2013 (2 at STL, 1 at SJS, 1 at CHI)
Most Wins	16	2x's, Last: 2014
Most Wins, Home	8	2x's, Last: 2014
Most Wins, Road	10	2012 – Tied NHL Record
Most Losses	11	1993
Most Losses, Home	5	1993
Most Losses, Road	8	2013 – NHL Record
Most Goals	93	1993 (24 games)
Fewest Goals	2	1979 (2 games)

## KINGS ALL-TIME PLAYOFF RECORDS – TEAM

### TEAM – PLAYOFF YEAR Continued

Most Goals Against	91	1993 (24 games)
Fewest Goals Against	7	1975 (3 games)
Most Power-Play Goals	22	1993 (24 games)
Most Power-Play Goals Against	26	1993 (24 games)
Most Short-Handed Goals	6	1993 (24 games)
Most Short-Handed Goals Against	3	5x's, Last: 2014 (26 games)

### SERIES

Most Goals, Best-of-7 Series	33	1993 vs. CGY (6 games)
Best-of-5 Series	27	1982 vs. EDM (5 games)
Best-of-3 Series	11	1977 vs. ATL (3 games)
Most Goals Against, Best-of-7 Series	32	1987 vs. EDM (5 games)
Best-of-5 Series	23	1982 vs. EDM (5 games), 1981 vs. NYR (4 games)
Best-of-3 Series	11	1978 vs. TOR (2 games)
Fewest Goals, Best-of-7 Series	5	1969 vs. STL (4 games)
Best-of-5 Series	7	1985 vs. EDM (3 games)
Best-of-3 Series	2	1979 vs. NYR (2 games)
Fewest Goals Against, Best-of-7 Series	6	2012 vs. STL (4 games)
Best-of-5 Series	11	1985 vs. EDM (3 games)
Best-of-3 Series	1	1976 vs. ATL (2 games)
Most Goals, Both Teams, Best-of-7 Series	61	1993 vs. CGY (Kings 33, CGY 28)
Best-of-5 Series	50	1982 vs. EDM (Kings 27, EDM 23)
Best-of-3 Series	18	1977 vs. ATL (Kings 11, ATL 7)
Fewest Goals, Both Teams, Best-of-7 Series	17	1974 vs. CHI (Kings 7, CHI 10)
Best-of-5 Series	18	1985 vs. EDM (Kings 7, EDM 11)
Best-of-3 Series	4	1976 vs. ATL (Kings 3, ATL 1)
Most PPG, Best-of-7 Series	11	1989 vs. EDM
Best-of-5 Series	8	1982 vs. EDM
Best-of-3 Series	3	1977 vs. ATL
Most PPG Against, Best-of-7 Series	11	1976 vs. BOS
Best-of-5 Series	4	1982 vs. EDM
Best-of-3 Series	3	1979 vs. NYR
Most PPG, Both Teams, Best-of-7 Series	17	1989 vs. EDM (Kings 11, EDM, 6)
Best-of-5 Series	12	1982 vs. EDM (Kings 8, EDM 4)
Best-of-3 Series	5	1979 vs. NYR (Kings 2, NYR 3), 1977 vs. ATL (Kings 3, ATL 2)
Most Short-Handed Goals	3	1993 vs. TOR
Most Short-Handed Goals Against	3	1993 vs. CGY, 1988 vs. CGY, 1982 vs. EDM
Most Short-Handed Goals, Both Teams	4	1993 vs. CGY (Kings 1, CGY 3), 1980 vs. NYI (Kings 2, NYI 2)
Most Overtime Games	4	1991 vs. EDM (Kings were 1-3)
Most Overtime Games, Home	3	2014 vs. NYR (Kings were 3-0)
Most Overtime Games, Road	2	5x's, Last: 2014 vs. CHI (Kings were 1-1)
Most Penalty Minutes	193	1988 vs. CGY
Most Penalty Minutes, Opponent	180	1988 vs. CGY
Most Penalty Minutes, Both Teams	373	1988 vs. CGY
Most Penalties	68	1988 vs. CGY
Most Penalties, Opponent	69	1988 vs. CGY
Most Penalties, Both Teams	137	1988 vs. CGY

## KINGS ALL-TIME PLAYOFF RECORDS – TEAM

	GAME	
Most Goals	12	4/10/90 vs. CGY (Kings 12, CGY 4)
Most Goals, Home	12	4/10/90 vs. CGY (Kings 12, CGY 4)
Most Goals, Road	10	4/7/82 at EDM (Kings 10, EDM 8)
Most Goals Against	13	4/9/87 at EDM (Kings 3, EDM 13) – NHL Record
Most Goals Against, Home	9	4/18/68 vs. MIN (Kings 4, MIN 9)
Most Goals Against, Road	13	4/9/87 at EDM (Kings 3, EDM 13) – NHL Record
Most Goals, Both Teams	18	4/7/82 at EDM (Kings 10, EDM 8) – NHL Record
Most Goals, Both Teams, Home	16	4/10/90 vs. CGY (Kings 12, CGY 4)
Most Goals, Both Teams, Road	18	4/7/82 at EDM (Kings 10, EDM 8) – NHL Record
Most PPG	4	2x's, Last: 5/27/93 vs. TOR (Kings 4-for-5)
Most PPG, Home	4	5/27/93 vs. TOR (Kings 4-for-5)
Most PPG, Road	4	4/7/82 at EDM (Kings 4-for-6)
Most PPG Against	5	4/9/87 at EDM (Oilers 5-for-7)
Most PPG Against, Home	4	4/27/98 vs. STL (Blues 4-for-12)
Most PPG Against, Road	5	4/9/87 at EDM (Oilers 5-for-7)
Most PPG, Both Teams	7	4/9/87 at EDM (Kings 2-for-3, Oilers 5-for-7)
Most PPG, Both Teams, Home	6	4/20/92 vs. EDM (Kings 3-for-8, Oilers 3-for-6)
Most PPG, Both Teams, Road	7	4/9/87 at EDM (Kings 2-for-3, Oilers 5-for-7)
Most Power Play Chances	13	4/9/88 vs. CGY (Kings 3-for-13)
Most Power Play Chances Against	12	4/27/98 vs. STL (Blues 4-for-12)
Most Short-Handed Goals	2	4/13/12 at VAN ( <b>Dustin Brown</b> twice), 5/21/93 vs. TOR (Jari Kurri and Dave Taylor), 4/9/80 at NYI (Mike Murphy and Andre St. Laurent)
Most Short-Handed Goals Against	2	4/6/90 at CGY (Joe Mullen and Dana Murzyn), 4/10/82 vs. EDM (Wayne Gretzky and Lee Fogolin), 4/8/80 at NYI (Bryan Trottier twice)
Most Shots, Regulation Game	50	5/13/93 vs. VAN (Kings 5, VAN 3)
Most Shots, Overtime Game	52	4/10/82 vs. EDM (Kings 6, EDM 5 OT)
Most Shots Against, Regulation Game	52	2x's, Last: 4/23/11 at SJS (Kings 3, SJS 1)
Most Shots Against, Overtime Game	47	4/18/89 at CGY (Kings 3, CGY 4 OT)
Fewest Shots	14	4/9/87 at EDM (Kings 3, EDM 13)
Fewest Shots Against	10	4/13/74 vs. CHI (Kings 0, CHI 1)
Most Penalties	28	4/9/81 vs. NYR
Most Penalties, Opponent	31	4/9/81 vs. NYR
Most Penalties, Both Teams	59	4/9/81 vs. NYR
Most Penalty Minutes	125	4/9/81 vs. NYR
Most Penalty Minutes, Opponent	142	4/9/81 vs. NYR
Most Penalty Minutes, Both Teams	267	4/9/81 vs. NYR
Fewest Penalties	1	2x's, Last: 5/10/13 vs. STL
Fewest Penalties, Opponent	0	4/21/01 at DET
Fewest Penalties, Both Teams	2	2x's, Last: 5/10/13 vs. STL
Fewest Penalty Minutes	2	2x's, Last: 5/10/13 vs. STL
Fewest Penalty Minutes, Opponent	0	4/21/01 at DET
Fewest Penalty Minutes Against, Both Teams	4	2x's, Last: 5/10/13 vs. STL

## KINGS ALL-TIME PLAYOFF RECORDS – TEAM

	PERIOD	
Most Goals	5	4x's, Last: 5/21/14 vs. CHI (3rd Period)
Most Goals Against	6	4/9/87 at EDM (1st Period)
Most Goals, Both Teams	9	4/10/90 vs. CGY (2nd Period) – Kings 5 goals, Flames 4 goals – Tied NHL Record
Most PPG	3	6/11/12 vs. NJD (1st Period), <b>Dustin Brown</b> , <b>Jeff Carter</b> and <b>Trevor Lewis</b> 5/27/93 vs. TOR (2nd Period), Marty McSorley, Darryl Sydor and Luc Robitaille
Most PPG Against	4	4/27/98 vs. STL (3rd Period), Pascal Rheaume, Brett Hull, Pierre Turgeon and Terry Yake
Most Short-Handed Goals	2	4/9/80 at NYI (1st Period), Mike Murphy and Andre St. Laurent – Tied NHL Record
Most Short-Handed Goals Against	2	4/8/80 at NYI (2nd Period), Bryan Trottier twice – Tied NHL Record
Most Shots	21	3x's, Last: 4/15/00 vs. DET (1st Period), Chris Osgood
Most Shots Against	23	2x's, Last: 4/22/14 vs. SJS (3rd Period), <b>Jonathan Quick</b>
Fewest Shots	1	2x's, Last: 4/22/02 vs. COL (3rd Period)
Fewest Shots Against	0	5/10/14 vs. ANA (2nd Period)
Most Penalties	19	4/9/81 vs. NYR (1st Period)
Most Penalties, Opponent	24	4/9/81 vs. NYR (1st Period) – NHL Record
Most Penalties, Both Teams	43	4/9/81 vs. NYR (1st Period) – NHL Record
Most Penalty Minutes	104	4/9/81 vs. NYR (1st Period)
Most Penalty Minutes, Opponent	125	4/9/81 vs. NYR (1st Period) – NHL Record
Most Penalty Minutes, Both Teams	229	4/9/81 vs. NYR (1st Period)

## KINGS ALL-TIME PLAYOFF RECORDS – INDIVIDUAL

### PLAYOFF YEAR

Most Points	40	Wayne Gretzky, 1993 (15-25=40)
Most Points, Defenseman	18	<b>Drew Doughty</b> , 2014 (5-13=18)
Most Points, Rookie	14	<b>Tyler Toffoli</b> , 2014 (7-7=14)
Longest Consecutive Point Streak	12	Wayne Gretzky, 4/27/93-5/23/93 (9-16=25)
Most Goals	15	Wayne Gretzky, 1993
Most Goals, Defenseman	6	2x's, Last: <b>Jake Muzzin</b> , 2014
Most Goals, Rookie	7	<b>Tyler Toffoli</b> , 2014
Longest Consecutive Goal Streak	5	Chris Kontos, 4/9/89-4/18/89 (5g)
Most Power-Play Goals	6	Chris Kontos, 1989
Most Short-Handed Points	5	<b>Dustin Brown</b> , 2012 (2-3=5)
Most Short-Handed Goals	2	4x's, Last: <b>Dustin Brown</b> and <b>Anze Kopitar</b> , 2012
Most Short-Handed Assists	3	<b>Dustin Brown</b> , 2012
Most Game-Winning Goals	4	Slava Voynov, 2013
Most Assists	25	Wayne Gretzky, 1993
Most Assists, Defenseman	13	<b>Drew Doughty</b> , 2014
Most Assists, Rookie	9	2x's, Last: Alexei Zhitnik, 1993
Longest Consecutive Assist Streak	8	Wayne Gretzky, 4/9/89-4/22/89 (14a)
Most Penalty Minutes	63	Jay Miller, 1989
Most Games, Goaltender	26	<b>Jonathan Quick</b> , 2014 (16-10)
Most Wins, Goaltender	16	2x's, Last: <b>Jonathan Quick</b> , 2014 – Tied NHL Record
Most Shutouts, Goaltender	3	2x's, Last: <b>Jonathan Quick</b> , 2013
Longest Shutout Streak	169:13	Felix Potvin, 2001 vs. COL

### SERIES

Most Points	13	2x's, Last: Wayne Gretzky, 1993 vs. VAN (6-7=13)
Most Points, Opponent	14	Wayne Gretzky, 1987 vs. EDM (1-13=14)
Most Points, Defenseman	8	Steve Duchesne, 1990 vs. CGY (2-6=8)
Most Points, Defenseman, Opponent	9	Gary Suter, 1988 vs. CGY (1-8=9)
Most Points, Rookie	10	Daryl Evans, 1982 vs. EDM (5-5=10)
Most Points, Rookie, Opponent	5	2x's, Last: Logan Couture, 2011 vs. SJS (2-3=5)
Most Goals	8	2x's, Last: Luc Robitaille, 1991 vs. EDM
Most Goals, Opponent	8	Bobby Schmautz, 1977 vs. BOS
Most Goals, Defenseman	4	Paul Coffey, 1992 vs. EDM
Most Goals, Defenseman, Opponent	3	6x's, Last: Rob Blake, 2001 vs. COL
Most Goals, Rookie	5	Daryl Evans, 1982 vs. EDM
Most Goals, Rookie, Opponent	3	2x's, Last: Stan Jonathan, 1977 vs. BOS
Most Power Play Goals	6	Chris Kontos, 1989 vs. EDM – NHL Record
Most Power Play Goals, Opponent	4	Jean Ratelle, 1976 vs. BOS
Most Short-Handed Goals	2	<b>Dustin Brown</b> , 2012 vs. VAN
Most Short-Handed Goals, Opponent	2	Bryan Trottier, 1980 vs. NYI
Most Game-Winning Goals	2	10x's, Last: <b>Tyler Toffoli</b> , 2014 vs. SJS
Most Game-Winning Goals, Opponent	2	6x's, Last: Marian Hossa, 2013 vs. CHI
Most Assists	9	Wayne Gretzky, 1989 vs. EDM
Most Assists, Opponent	13	Wayne Gretzky, 1987 vs. EDM
Most Assists, Defenseman	7	Jack Johnson, 2010 vs. VAN
Most Assists, Defenseman, Opponent	8	Gary Suter, 1988 vs. CGY
Most Assists, Rookie	6	Todd Elik, 1990 vs. CGY
Most Assists, Rookie, Opponent	3	3x's, Last: Matt Nieto and Tomas Hertl, 2014 vs. SJS
Most Penalty Minutes	37	2x's, Last: <b>Kyle Clifford</b> , 2014 vs. SJS
Most Penalty Minutes, Opponent	43	Ed Hospodar, 1981 vs. NYR
Most Games, Goalie	7	7x's, Last: <b>Jonathan Quick</b> , 2014 vs. CHI
Most Wins, Goalie	4	16x's, Last: <b>Jonathan Quick</b> , 2014 vs. NYR
Most Shutouts, Goalie	2	2x's, Last: <b>Jonathan Quick</b> , 2013 vs. SJS

## KINGS ALL-TIME PLAYOFF RECORDS – INDIVIDUAL

### GAME

Most Points	5	3x's, Last: Wayne Gretzky, 4/10/90 vs. CGY (1-4=5)
Most Points, Opponent	7	Wayne Gretzky, 4/9/87 at EDM (1-6=7)
Most Points, Defenseman	4	3x's, Last: <b>Drew Doughty</b> , 4/16/11 at SJS (2-2=4)
Most Points, Defenseman, Opponent	4	2x's, Last: Ron Greschner, 4/11/81 at NYR (1-3=4)
Most Points, Rookie	4	2x's, Last: Todd Elik, 4/10/90 vs. CGY (1-3=4)
Most Points, Rookie, Opponent	3	Alex McKendry, 4/12/80 vs. NYI (2-1=3)
Most Goals	3	11x's, Last: <b>Jeff Carter</b> , 5/21/14 at CHI
Most Goals, Opponent	4	Jari Kurri, 4/9/87 at EDM
Most Goals, Defenseman	2	4x's, Last: <b>Drew Doughty</b> , 4/16/11 at SJS
Most Goals, Defenseman, Opponent	3	Eric Desjardins, 6/3/93 at MTL – Tied NHL Record
Most Goals, Rookie	2	3x's, Last: <b>Dwight King</b> , 5/13/12 at PHX
Most Goals, Rookie Opponent	2	2x's, Last: Alex McKendry, 4/12/80 vs. NYI
Most Assists	4	2x's, Last: Wayne Gretzky, 4/20/92 vs. EDM
Most Assists, Opponent	6	Wayne Gretzky, 4/9/87 at EDM
Most Assists, Defenseman	3	4x's, Last: <b>Drew Doughty</b> , 4/19/10 vs. VAN
Most Assists, Defenseman, Opponent	3	3x's, Last: Gary Suter, 4/7/88 at CGY
Most Assists, Rookie	3	2x's, Last: Rob Blake, 4/10/91 at VAN
Most Assists, Rookie, Opponent	2	2x's, Last: Matt Nieto, 4/20/14 at SJS
Most Power Play Goals	2	8x's, Last: <b>Jeff Carter</b> , 5/15/12 at PHX
Most Power Play Goals, Opponent	3	Jari Kurri, 4/9/87 at EDM – Tied NHL Record
Most Short-Handed Goals	2	<b>Dustin Brown</b> , 4/13/12 at VAN – Tied NHL Record
Most Short-Handed Goals, Opponent	2	Bryan Trottier, 4/8/80 at NYI – Tied NHL Record
Most Penalty Minutes	26	Marty McSorley, 4/26/91 vs. EDM
Most Penalty Minutes, Opponent	39	Ed Hospodar, 4/9/81 vs. NYR
Fastest Goal, Start of Game	:06	Don Kozak, 4/17/77 vs. BOS – NHL Record
Fastest Goal, Start of Period	:06	Don Kozak, 4/17/77 vs. BOS (1st Period)
Fastest Goal, Start of Game, Opponent	:27	Ed Hospodar, 4/9/81 vs. NYR
Fastest Goal, Start of Period, Opponent	:10	Bobby Schmautz, 4/15/77 vs. BOS (3rd Period)
Most Shots Faced, Regulation Game:	52	<b>Jonathan Quick</b> , 4/23/11 at SJS (Kings 3, SJS 1)
Most Shots Faced, Reg. Game, Opp.	50	Kirk McLean, 5/13/93 vs. VAN (Kings 5, VAN 3)
Most Shots Faced, OT Game	47	Kelly Hrudey, 4/18/89 at CGY (Kings 3, CGY 4 OT)
Most Shots Faced, OT Game, Opp.	52	Grant Fuhr, 4/10/82 vs. EDM (Kings 6, EDM 5 OT)
Most Saves, Regulation Game	51	<b>Jonathan Quick</b> , 4/23/11 at SJS (Kings 3, SJS 1)
Most Saves, Reg. Game, Opp.	45	Kirk McLean, 5/13/93 vs. VAN (Kings 5, VAN 3)
Most Saves, OT Game	43	Kelly Hrudey, 4/18/89 at CGY (Kings 3, CGY 4 OT)
Most Saves, OT Game, Opp.	48	Henrik Lundqvist, 6/13/14 vs. NYR (Kings 3, NYR 2 2OT)

## KINGS ALL-TIME PLAYOFF RECORDS – INDIVIDUAL

	PERIOD	
Most Points	4	<b>Jeff Carter</b> , 5/21/14 vs. CHI (3-1=4 in 3rd Period)
Most Points, Opponent	3	24x's, Last: Patrick Kane, 5/28/14 at. CHI (0-3=3 in 1st Period)
Most Goals	3	2x's, Last: <b>Jeff Carter</b> , 5/21/14 vs. CHI (3rd Period, 3 goals in 14:52)
Most Goals, Opponent	3	3x's, Last: George Ferguson, 4/11/78 at TOR (3rd Period, 3 goals in 7:33)
Most Assists	3	Mathieu Schneider, 4/18/01 vs. DET (3rd Period) – Tied NHL Record
Most Assists, Opponent	3	7x's, Last: Patrick Kane, 5/28/14 at. CHI (1st Period) – Tied NHL Record
Most Power Play Goals (2nd Period)	2	4x's, Last: Michal Handzus, 4/19/10 vs. VAN
Most Power Play Goals, Opponent	2	2x's, Last: Jari Kurri, 4/9/87 at EDM (3rd Period)
Most Short-Handed Goals	1	20x's, Last: <b>Dwight King</b> , 6/8/13 at CHI (2nd Period)
Most Short-Handed Goals, Opponent	2	Bryan Trottier, 4/8/80 at NYI (2nd Period) – Tied NHL Record
Most Penalty Minutes	25	John Paul Kelly, Jerry Korab and Jay Wells, 4/9/81 vs. NYR (1st Period)
Most Penalty Minutes, Opponent	39	Ed Hospodar, 4/9/81 vs. NYR (1st Period) – NHL Record
Most Shots Faced, Goalie	23	2x's, Last: <b>Jonathan Quick</b> , 4/22/14 vs. SJS (3rd Period)
Most Shots Faced, Goalie, Opponent	21	3x's, Last: Chris Osgood, 4/15/00 vs. DET (1st Period)
Most Saves, Goalie	22	2x's, Last: <b>Jonathan Quick</b> , 4/22/14 vs. SJS (3rd Period)
Most Saves, Goalie, Opponent	20	2x's, Last: Henrik Lundqvist, 6/4/14 vs. NYR (3rd Period)
Fewest Shots Faced, Goalie	0	Martin Jones, 5/10/14 vs. ANA (2nd Period)
Fewest Shots Faced, Goalie, Opponent	1	2x's, Last: Patrick Roy, 4/22/02 vs. COL (3rd Period, Save)

## KINGS ALL-TIME HIGHEST SCORING GAMES (FOR AND AGAINST)

### GOALS FOR KINGS

#### 13-GOALS

None

#### 12-GOALS

4/10/90, KINGS 12 vs. Calgary 4

#### 11-GOALS

None

#### 10-GOALS

4/7/82, KINGS 10 at Edmonton 8

#### 9-GOALS

4/29/93, KINGS 9 vs. Calgary 6

4/27/93, KINGS 9 at Calgary 4

#### 8-GOALS

4/20/92, KINGS 8 vs. Edmonton 5

#### 7-GOALS

5/7/93, KINGS 7 vs. Vancouver 4

4/12/91, KINGS 7 vs. Vancouver 4

4/13/82, KINGS 7 at Edmonton 4

4/17/77, KINGS 7 vs. Boston 4

### GOALS FOR OPPONENTS

#### 13-GOALS

4/9/87, Kings 3 at Edmonton 13

#### 12-GOALS

None

#### 11-GOALS

None

#### 10-GOALS

4/1/81, Kings 3 at NY Rangers 10

#### 9-GOALS

4/21/93, Kings 4 at Calgary 9

4/6/88, Kings 2 at Calgary 9

4/18/68, Kings 4 vs. Minnesota 9

#### 8-GOALS

4/15/00, Kings 5 at Detroit 8

4/23/98, Kings 3 at St. Louis 8

4/6/90, Kings 5 at Calgary 8

4/20/84, Kings 3 at Calgary 8

4/7/82, KINGS 10 at Edmonton 8

4/8/80, Kings 1 at NY Islanders 8

4/11/77, Kings 3 at Boston 8

#### 7-GOALS

4/20/14, Kings 2 at San Jose 7

4/23/10, Kings 2 at Vancouver 7

5/9/93, Kings 2 vs. Vancouver 7

4/18/90, Kings 0 at Edmonton 7

4/10/88, Kings 3 vs. Calgary 7

4/10/79, Kings 1 vs. NY Rangers 7

4/11/78, Kings 3 at Toronto 7

4/15/77, Kings 6 vs. Boston 7

4/20/76, Kings 1 at Boston 7

4/9/68, Kings 5 at Minnesota 7

## KINGS PLAYOFF OVERTIME RECORD

SEASON	GP	W	L	PCT.	LONGEST GAME
1968	1	0	1	.000	9:11
1969	1	1	0	1.000	0:19
1974	0	0	0	.000	
1975	2	1	1	.500	10:19
1976	2	2	0	1.000	18:28
1977	0	0	0	.000	
1978	0	0	0	.000	
1979	1	0	1	.000	6:11
1980	1	0	1	.000	6:55
1981	0	0	0	.000	
1982	4	2	2	.500	6:20
1985	2	0	2	.000	3:01
1987	0	0	0	.000	
1988	0	0	0	.000	
1989	1	0	1	.000	7:47
1990	3	2	1	.667	23:14
1991	6	2	4	.333	24:48
1992	0	0	0	.000	
1993	6	2	4	.333	26:31
1998	0	0	0	.000	
2000	0	0	0	.000	
2001	4	4	0	1.000	22:41
2002	1	1	0	1.000	2:19
2010	2	1	1	.500	8:52
2011	3	0	3	.000	14:44
2012	4	4	0	1.000	17:42
2013	4	1	3	.250	31:40
2014	7	5	2	.714	34:43
TOTALS	55	28	27	.509	34:43

KINGS PLAYOFF OVERTIME RECORD  
VS. OPPONENTS

SEASON	GP	W	L	PCT.	LONGEST GAME
Anaheim	1	1	0	1.000	12:07
Arizona/Phoenix	1	1	0	1.000	17:42
Boston	2	2	0	1.000	18:28
Calgary/Atlanta	3	2	1	.667	23:14
Chicago	3	1	2	.333	31:40
Colorado	3	3	0	1.000	22:41
Dallas/Minnesota	1	0	1	.000	9:11
Detroit	2	2	0	1.000	4:48
Edmonton	9	2	7	.222	24:48
Montreal	3	0	3	.000	14:37
New Jersey	2	2	0	1.000	13:42
NY Islanders	1	0	1	.000	6:55
NY Rangers	4	3	1	.750	34:43
San Jose	5	0	5	.000	14:44
St. Louis	2	1	1	.500	13:26
Toronto	4	2	2	.500	19:20
Vancouver	8	5	3	.625	26:31
Defunct Clubs	1	1	0	1.000	0:19
TOTALS	55	28	27	.509	34:43

## ALL-TIME PLAYOFF OVERTIME GOALS SCORED BY KINGS (28)

Goring (2), Gretzky (2), **Kopitar** (2), **Martinez** (2), E. Belanger, Bozek, **D. Brown**, **J. Carter**, Deadmarsh, Evans, **Gaborik**, Granato, Irvine, C. Johnson, Krushelnyski, Modry, M. Murphy, G. Murray, Penner, L. Robitaille, Shuchuk, Stoll, Voynov, J. Williams.

## CAREER PLAYOFF OVERTIME GOALS SCORED BY CURRENT KINGS

**Dustin Brown** (1), 1 with LA (June 7, 2014 vs. NYR, 2OT)

**Jeff Carter** (1), 1 with LA (June 2, 2012 at NJD)

**Marian Gaborik** (2), 1 with LA (May 3, 2014 at ANA); 1 with NYR (May 2, 2012 at WSH, 3OT)

**Anze Kopitar** (2), 2 with LA (May 30, 2012 at NJD; April 17, 2010 at VAN)

**Alec Martinez** (2), 2 with LA (June 13, 2014 vs. NYR, 2OT; June 1, 2014 at CHI)


KINGS ALL-TIME OVERTIME PLAYOFF GAMES  
AND SCORING (28 WINS, 27 LOSSES)

Date	Series	Team	Result	Who Scored	Time
1	4/16/68	Quarterfinals at Minnesota	Lost, 3-4	Marcetta	9:11
2	4/2/69	Quarterfinals at Oakland	Won, 5-4	Irvine	0:19
3	4/8/75	Preliminary vs. Toronto	Won, 3-2	M. Murphy	8:53
4	4/10/75	Preliminary at Toronto	Lost, 2-3	Stoughton	10:19
5	4/13/76	Quarterfinals at Boston	Won, 3-2	Goring	0:27
6	4/22/76	Quarterfinals vs. Boston	Won, 4-3	Goring	18:28
7	4/12/79	Preliminary vs. NY Rangers	Lost, 1-2	P. Esposito	6:11
8	4/11/80	Preliminary vs. NY Islanders	Lost, 3-4	Morrow	6:55
9	4/8/82	Division Semifinals at Edmonton	Lost, 2-3	Gretzky	6:20
10	4/10/82	Division Semifinals vs. Edmonton	Won, 6-5	Evans	2:35
11	4/16/82	Division Finals at Vancouver	Won, 3-2	Bozek	4:33
12	4/18/82	Division Finals vs. Vancouver	Lost, 3-4	Campbell	1:23
13	4/10/85	Division Semifinals at Edmonton	Lost, 2-3	Fogolin	3:01
14	4/13/85	Division Semifinals vs. Edmonton	Lost, 3-4	G. Anderson	0:46
15	4/18/89	Division Finals at Calgary	Lost, 3-4	Gilmour	7:47
16	4/8/90	Division Semifinals vs. Calgary	Won, 2-1	Granato	8:37
17	4/14/90	Division Semifinals vs. Calgary	Won, 4-3	Krushelnyski	23:14
18	4/24/90	Division Finals vs. Edmonton	Lost, 5-6	J. Murphy	4:42
19	4/6/91	Division Semifinals vs. Vancouver	Won, 3-2	Gretzky	11:08
20	4/8/91	Division Semifinals at Vancouver	Lost, 1-2	Ronning	3:12
21	4/18/91	Division Finals vs. Edmonton	Won, 4-3	L. Robitaille	2:13
22	4/20/91	Division Finals vs. Edmonton	Lost, 3-4	Klima	24:48
23	4/22/91	Division Finals at Edmonton	Lost, 3-4	Tikkanen	20:48
24	4/28/91	Division Finals at Edmonton	Lost, 3-4	MacTavish	16:57
25	5/11/93	Division Finals at Vancouver	Won, 4-3	Shuchuk	26:31
26	5/25/93	Conference Finals at Toronto	Lost, 2-3	G. Anderson	19:20
27	5/27/93	Conference Finals vs. Toronto	Won, 5-4	Gretzky	1:41
28	6/3/93	Stanley Cup Final at Montreal	Lost, 2-3	E. Desjardins	0:51
29	6/5/93	Stanley Cup Final vs. Montreal	Lost, 3-4	LeClair	0:34
30	6/7/93	Stanley Cup Final vs. Montreal	Lost, 2-3	LeClair	14:37
31	4/18/01	Conference Quarterfinals vs. Detroit	Won, 4-3	E. Belanger	2:36
32	4/23/01	Conference Quarterfinals vs. Detroit	Won, 3-2	Deadmarsh	4:48
33	4/26/01	Conference Semifinals at Colorado	Won, 4-3	Modry	14:23
34	5/6/01	Conference Semifinals vs. Colorado	Won, 1-0	G. Murray	22:41
35	4/25/02	Conference Quarterfinals at Colorado	Won, 1-0	C. Johnson	2:19
36	4/15/10	Conference Quarterfinals at Vancouver	Lost, 2-3	M. Samuelsson	8:52
37	4/17/10	Conference Quarterfinals at Vancouver	Won, 3-2	<b>Kopitar</b>	7:28
38	4/14/11	Conference Quarterfinals at San Jose	Lost, 2-3	Pavelski	14:44
39	4/19/11	Conference Quarterfinals vs. San Jose	Lost, 5-6	Setoguchi	3:09
40	4/25/11	Conference Quarterfinals vs. San Jose	Lost, 3-4	J. Thornton	2:22
41	4/22/12	Conference Quarterfinals at Vancouver	Won, 2-1	Stoll	4:27
42	5/22/12	Conference Finals at Phoenix	Won, 4-3	Penner	17:42
43	5/30/12	Stanley Cup Final at New Jersey	Won, 2-1	<b>Kopitar</b>	8:13
44	6/2/12	Stanley Cup Final at New Jersey	Won, 2-1	<b>J. Carter</b>	13:42
45	4/30/13	Conference Quarterfinals at St. Louis	Lost, 1-2	A. Steen	13:26
46	5/8/13	Conference Quarterfinals at St. Louis	Won, 3-2	Voynov	8:00
47	5/18/13	Conference Semifinals at San Jose	Lost, 1-2	Couture	1:29
48	6/8/13	Conference Finals at Chicago	Lost, 3-4	P. Kane	31:40
49	4/22/14	Conference Round One vs. San Jose	Lost, 3-4	P. Marleau	6:20
50	5/3/14	Conference Round Two at Anaheim	Won, 3-2	<b>M. Gaborik</b>	12:07
51	5/28/14	Conference Finals at Chicago	Lost, 4-5	M. Handzus	22:04
52	6/1/14	Conference Finals at Chicago	Won, 5-4	<b>Martinez</b>	5:47
53	6/4/14	Stanley Cup Final vs. NY Rangers	Won, 3-2	J. Williams	4:36
54	6/7/14	Stanley Cup Final vs. NY Rangers	Won, 5-4	<b>D. Brown</b>	30:26
55	6/13/14	Stanley Cup Final vs. NY Rangers	Won, 3-2	<b>Martinez</b>	34:43




## KINGS ALL-TIME PLAYOFF POWER PLAY & PENALTY KILLING

SEASON	OPPONENT	PP	PCT	PK	PCT	SHGF	SHGA
1968	Minnesota	5-21	23.8%	23-27	85.2%	0	1
1969	Oakland	4-21	19.0%	28-33	84.8%	0	1
	St. Louis	2-19	10.5%	16-19	84.2%	1	0
	<b>TOTAL</b>	<b>6-40</b>	<b>15.0%</b>	<b>44-52</b>	<b>84.6%</b>	<b>1</b>	<b>1</b>
1974	Chicago	2-19	10.5%	14-15	93.3%	0	0
1975	Toronto	2-8	25.0%	9-9	100.0%	0	0
1976	Atlanta	0-6	0.0%	8-8	100.0%	0	0
	Boston	5-36	13.9%	19-30	63.3%	0	2
	<b>TOTAL</b>	<b>5-42</b>	<b>11.9%</b>	<b>27-38</b>	<b>71.1%</b>	<b>0</b>	<b>2</b>
1977	Atlanta	3-14	21.4%	9-11	81.8%	0	1
	Boston	9-26	34.6%	14-19	73.7%	0	1
	<b>TOTAL</b>	<b>12-40</b>	<b>30.0%</b>	<b>23-30</b>	<b>76.7%</b>	<b>0</b>	<b>2</b>
1978	Toronto	0-10	0.0%	6-8	75.0%	0	0
1979	NY Rangers	2-10	20.0%	5-8	62.5%	0	0
1980	NY Islanders	1-16	6.3%	12-15	80.0%	2	2
1981	NY Rangers	5-15	33.3%	12-15	80.0%	1	0
1982	Edmonton	8-26	30.8%	15-19	78.9%	0	3
	Vancouver	5-19	26.3%	11-13	84.6%	0	0
	<b>TOTAL</b>	<b>13-45</b>	<b>28.9%</b>	<b>26-32</b>	<b>81.3%</b>	<b>0</b>	<b>3</b>
1985	Edmonton	1-16	6.3%	10-10	100.0%	0	1
1987	Edmonton	5-20	25.0%	15-23	65.2%	0	1
1988	Calgary	8-38	21.1%	26-34	76.5%	0	3
1989	Edmonton	11-36	30.6%	26-32	81.3%	1	1
	Calgary	4-18	22.2%	20-25	80.0%	0	1
	<b>TOTAL</b>	<b>15-54</b>	<b>27.8%</b>	<b>46-57</b>	<b>80.7%</b>	<b>1</b>	<b>2</b>
1990	Calgary	10-46	21.7%	31-33	93.9%	1	2
	Edmonton	1-19	5.3%	11-16	68.8%	1	1
	<b>TOTAL</b>	<b>11-65</b>	<b>16.9%</b>	<b>42-49</b>	<b>85.7%</b>	<b>2</b>	<b>3</b>
1991	Vancouver	5-24	20.8%	18-23	78.3%	0	1
	Edmonton	7-29	24.1%	30-33	90.9%	1	0
	<b>TOTAL</b>	<b>12-53</b>	<b>22.6%</b>	<b>48-56</b>	<b>85.7%</b>	<b>1</b>	<b>1</b>
1992	Edmonton	6-34	17.6%	23-33	69.7%	0	0
1993	Calgary	5-40	12.5%	31-40	77.5%	1	3
	Vancouver	6-33	18.2%	19-27	70.4%	1	0
	Toronto	8-34	23.5%	32-37	86.5%	3	0
	Montreal	3-26	11.5%	18-22	81.8%	1	0
	<b>TOTAL</b>	<b>22-133</b>	<b>16.5%</b>	<b>100-126</b>	<b>79.4%</b>	<b>6</b>	<b>3</b>
1998	St. Louis	1-29	3.4%	28-36	77.8%	0	0
2000	Detroit	0-23	0.0%	16-23	69.6%	0	0
2001	Detroit	3-20	14.3%	18-27	66.7%	0	0
	Colorado	3-30	10.0%	31-36	86.1%	0	0
	<b>TOTAL</b>	<b>6-50</b>	<b>12.0%</b>	<b>49-63</b>	<b>77.8%</b>	<b>0</b>	<b>0</b>
2002	Colorado	1-17	5.9%	24-26	92.3%	0	0
2010	Vancouver	10-26	38.5%	18-24	75.0%	0	0
2011	San Jose	5-24	20.8%	21-23	91.3%	0	0
2012	Vancouver	3-26	11.5%	18-21	85.7%	2	0
	St. Louis	1-21	4.8%	17-17	100.0%	2	0
	Phoenix	2-27	7.4%	17-19	89.5%	1	0
	New Jersey	6-20	30.0%	18-19	94.7%	0	0
	<b>TOTAL</b>	<b>12-94</b>	<b>12.8%</b>	<b>70-76</b>	<b>92.1%</b>	<b>5</b>	<b>0</b>
2013	St. Louis	2-15	13.3%	15-17	88.2%	0	1
	San Jose	5-20	25.0%	22-26	84.6%	0	0
	Chicago	2-17	11.8%	13-14	92.9%	1	0
	<b>TOTAL</b>	<b>9-52</b>	<b>17.3%</b>	<b>50-57</b>	<b>87.7%</b>	<b>1</b>	<b>1</b>
2014	San Jose	6-24	25.0%	28-32	87.5%	0	0
	Anaheim	5-24	20.8%	19-24	79.2%	0	0
	Chicago	6-19	31.6%	18-24	75.0%	0	1
	NY Rangers	3-18	16.7%	20-22	90.9%	0	2
	<b>TOTAL</b>	<b>20-85</b>	<b>23.5%</b>	<b>85-102</b>	<b>83.3%</b>	<b>0</b>	<b>3</b>

# THE OPPONENTS



LOS ANGELES KINGS  
2000-01 MEDIA GUIDE



LOS ANGELES KINGS

# Anaheim DUCKS

2695 E. Katella Ave.  
Anaheim, CA 92806  
(714) 940-2900

Arena: Honda Center  
Capacity: 17,174  
Entered NHL: 1993-94

Owners: Henry and Susan Samueli  
Executive Vice President/General Manager: Bob Murray  
Head Coach: Bruce Boudreau

Media Contact: Alex Gilchrist

Jan. 17 — Kings @ Anaheim  
Feb. 4 — Kings vs. Anaheim  
Feb. 28 — Kings @ Anaheim  
Mar. 5 — Kings vs. Anaheim  
Apr. 7 — Kings vs. Anaheim

## ALL-TIME RECORD vs. ANAHEIM (54-44-11-13)

Year	TOTAL				HOME				AWAY			
	W	L	T	OT	W	L	T	OT	W	L	T	OT
1993-94	4	2	0	—	2	1	0	—	2	1	0	—
1994-95	1	2	2	—	1	1	1	—	0	1	1	—
1995-96	3	2	1	—	2	1	0	—	1	1	1	—
1996-97	1	3	1	—	1	0	1	—	0	3	0	—
1997-98	3	1	1	—	2	1	0	—	1	0	1	—
1998-99	1	5	0	—	1	2	0	—	0	3	0	—
1999-00	2	2	2	0	1	2	0	0	1	0	2	0
2000-01	2	2	1	0	1	0	1	0	1	2	0	0
2001-02	4	0	1	0	2	0	1	0	2	0	0	0
2002-03	2	2	1	0	1	1	0	0	1	1	1	0
2003-04	4	1	1	0	3	0	0	0	1	1	1	0
2005-06	3	4	—	1	2	2	—	0	1	2	—	1
2006-07	4	2	—	2	1	1	—	2	3	1	—	0
2007-08	2	4	—	2	2	2	—	0	0	2	—	2
2008-09	3	2	—	1	2	0	—	1	1	2	—	0
2009-10	4	1	—	1	2	0	—	1	2	1	—	0
2010-11	2	3	—	1	1	1	—	1	1	2	—	0
2011-12	5	1	—	0	3	0	—	0	2	1	—	0
2012-13	2	1	—	1	2	0	—	0	0	1	—	1
2013-14	1	3	—	1	0	2	—	1	1	1	—	0
2014-15	1	1	—	3	1	0	—	1	0	1	—	2
TOTALS	54	44	11	13	33	17	4	7	21	27	7	6

## KINGS FAST FACTS

	OVERALL	AT HOME	ON ROAD
LAST 10 GAMES	2-4-4	6-2-2	3-4-3
LAST WIN	11/15/14 (3-2 OT)	11/15/14 (3-2 OT)	12/3/13 (3-2 SO)
LAST LOSS	3/18/15 (2-3 OT)	1/17/15 (2-3 SO)	3/18/15 (2-3 OT)
LAST OT GAME	3/18/15 (2-3 OT)	1/17/15 (2-3 SO)	3/18/15 (2-3 OT)
LONGEST WIN STREAK	5 Games 1/8/09-2/4/10	5 Games Twice	3 Games Twice
LONGEST POINT STREAK	9 Games (6-0-3) 3/24/01-12/19/02	7 Games (5-0-2) 4/1/00-12/19/02	4 Games Twice
LONGEST LOSING STREAK	6 Games 4/18/98-3/18/99	5 Games (0-3-2) 1/28/06-2/17/07	6 Games (0-4-2) 9/30/07-1/6/09
LONGEST WINLESS STREAK	6 Games Twice	5 Games (0-3-2) 1/28/06-2/17/07	6 Games Twice
SHUTOUTS BY KINGS	2	2	Never
LAST TIME	1/14/10 (4-0)	1/14/10 (4-0)	
SHUTOUTS OF KINGS	7	2	5
LAST TIME	1/25/14 (0-3)	1/25/14 (0-3)	11/29/10 (0-2)
MOST GOALS	7	7	5
	12/27/95 (7-1)	12/27/95 (7-1)	Six Times
MOST GOALS AGAINST	7	6	7
	Twice	Twice	Twice

\*Active Streak

# Arizona COYOTES

9400 W. Maryland Ave.  
Glendale, AZ 85305  
(623) 772-3200

Arena: Gila River Arena  
Capacity: 17,125  
Entered NHL: 1979-80 (Winnipeg)

Chairman and Governor: George Gosbee and Andrew Barroway  
General Manager: Don Maloney  
Head Coach: Dave Tippett

Media Contact: Rich Nairn

Oct. 9 — Kings vs. Arizona  
Nov. 10 — Kings vs. Arizona  
Dec. 26 — Kings @ Arizona  
Jan. 23 — Kings @ Arizona  
Feb. 2 — Kings @ Arizona

## ALL-TIME RECORD vs. ARIZONA (83-96-25-8) (Winnipeg Jets, 1979-96; Phoenix Coyotes, 1996-2014)

Year	TOTAL				HOME				AWAY				Year	TOTAL				HOME				AWAY			
	W	L	T	OT	W	L	T	OT	W	L	T	OT		W	L	T	OT	W	L	T	OT	W	L	T	OT
1979-80	1	2	1	–	1	1	0	–	0	1	1	–	1997-98	2	2	0	–	1	1	0	–	1	1	0	–
1980-81	4	0	0	–	2	0	0	–	2	0	0	–	1998-99	1	5	0	–	0	3	0	–	1	2	0	–
1981-82	0	3	0	–	0	1	0	–	0	2	0	–	1999-00	2	3	0	1	0	2	0	1	2	1	0	0
1982-83	2	6	0	–	1	3	0	–	1	3	0	–	2000-01	1	2	2	0	1	1	1	0	0	1	1	0
1983-84	0	5	3	–	0	3	1	–	0	2	2	–	2001-02	0	1	3	1	0	0	2	0	0	1	1	1
1984-85	2	4	2	–	1	3	0	–	1	1	2	–	2002-03	4	1	0	0	3	0	0	0	1	1	0	0
1985-86	5	2	1	–	2	1	1	–	3	1	0	–	2003-04	3	2	1	0	2	0	1	0	1	2	0	0
1986-87	3	5	0	–	2	2	0	–	1	3	0	–	2005-06	3	3	–	2	3	1	–	0	0	2	–	2
1987-88	3	5	0	–	1	3	0	–	2	2	0	–	2006-07	4	4	–	0	3	1	–	0	1	3	–	0
1988-89	2	4	–	1	1	2	–	1	1	2	–	2007-08	2	6	–	0	1	3	–	0	1	3	–	0	
1989-90	2	5	1	–	1	2	1	–	1	3	0	–	2008-09	2	4	–	0	1	2	–	0	1	2	–	0
1990-91	5	1	2	–	2	0	2	–	3	1	0	–	2009-10	3	2	–	1	1	1	–	1	2	1	–	0
1991-92	4	2	1	–	2	0	1	–	2	2	0	–	2010-11	3	3	–	0	2	1	–	0	1	2	–	0
1992-93	2	3	2	–	2	1	0	–	0	2	2	–	2011-12	3	1	–	2	2	1	–	0	1	0	–	2
1993-94	1	2	1	–	0	1	1	–	1	1	0	–	2012-13	3	2	–	0	2	0	–	0	1	2	–	0
1994-95	3	0	1	–	1	0	1	–	2	0	0	–	2013-14	2	3	–	0	2	1	–	0	0	2	–	0
1995-96	1	3	0	–	1	1	0	–	0	2	0	–	2014-15	3	0	–	1	2	0	–	0	1	0	–	1
1996-97	2	2	0	–	1	1	0	–	1	1	0	–	TOTALS	83	96	25	8	47	42	14	2	36	54	11	6

## KINGS FAST FACTS

	OVERALL	AT HOME	ON ROAD
LAST 10 GAMES	5-4-1	8-2-0	3-4-3
LAST WIN	3/16/15 (1-0)	3/16/15 (1-0)	12/4/14 (4-0)
LAST LOSS	10/11/14 (2-3 OT)	3/17/14 (3-4)	10/11/14 (2-3 OT)
LAST OT GAME	10/11/14 (2-3 OT)	1/5/12 (1-0 OT)	10/11/14 (2-3 OT)
LONGEST WIN STREAK	5 Games 12/7/85-2/1/86	4 Games Twice	4 Games 10/28/90-10/4/91
LONGEST POINT STREAK	9 Games (6-0-3) 10/28/90-10/12/91	13 Games (8-0-5) 11/7/00-1/5/06	4 Games Twice
LONGEST LOSING STREAK	6 Games 11/17/07-2/18/08	7 Games 11/1/98-10/15/00	6 Games 11/4/06-2/16/08
LONGEST WINLESS STREAK	10 Games (0-6-4) 3/30/83-10/27/84	7 Games (0-6-1) 11/1/98-10/15/00	8 Games (0-5-3) 10/27/82-10/27/84
SHUTOUTS BY KINGS	11	7	4
LAST TIME	3/16/15 (1-0)	3/16/15 (1-0)	12/4/14 (4-0)
SHUTOUTS OF KINGS	14	7	7
LAST TIME	1/28/14 (0-3)	2/16/12 (0-1)	1/28/14 (0-3)
MOST GOALS	9	9	9
	Twice	12/19/89 (9-5)	2/1/86 (9-6)
MOST GOALS AGAINST	10	9	10
	3/30/83 (5-10)	11/24/84 (5-9)	3/30/83 (5-10)

\*Active Streak

THE OPPONENTS



LOS ANGELES KINGS

1.888.KINGS.LA | LAKINGS.COM

321

# Boston BRUINS

Feb. 9 — Kings @ Boston  
Mar. 19 — Kings vs. Boston

100 Legends Way  
Boston, MA 02114  
(617) 624-1900

Arena: TD Garden  
Capacity: 17,565  
Entered NHL: 1924-25

Owner/Governor: Jeremy M. Jacobs  
General Manager: Don Sweeney  
Head Coach: Claude Julien

Media Contact: Matthew Chmura

## ALL-TIME RECORD vs. BOSTON (40-81-13-1)

Year	TOTAL				HOME				AWAY				Year	TOTAL				HOME				AWAY			
	W	L	T	OT	W	L	T	OT	W	L	T	OT		W	L	T	OT	W	L	T	OT	W	L	T	OT
1967-68	1	3	0	—	0	2	0	—	1	1	0	—	1991-92	2	1	0	—	1	0	0	—	1	1	0	—
1968-69	1	5	0	—	1	2	0	—	0	3	0	—	1992-93	1	1	0	—	1	0	0	—	0	1	0	—
1969-70	0	5	1	—	0	2	1	—	0	3	0	—	1993-94	0	2	0	—	0	1	0	—	0	1	0	—
1970-71	1	5	0	—	1	2	0	—	0	3	0	—	1994-95	—	—	—	—	—	—	—	—	—	—	—	—
1971-72	1	4	1	—	0	3	0	—	1	1	1	—	1995-96	0	1	1	—	0	0	1	—	0	1	0	—
1972-73	2	3	0	—	1	1	0	—	1	2	0	—	1996-97	1	0	1	—	1	0	0	—	0	0	1	—
1973-74	1	3	1	—	1	1	1	—	0	2	0	—	1997-98	0	2	0	—	0	1	0	—	0	1	0	—
1974-75	3	2	0	—	2	1	0	—	1	1	0	—	1998-99	2	0	0	—	1	0	0	—	1	0	0	—
1975-76	1	4	0	—	0	2	0	—	1	2	0	—	1999-00	0	2	0	0	0	0	1	0	0	0	1	0
1976-77	2	2	1	—	2	1	0	—	0	1	1	—	2000-01	1	0	1	0	1	0	0	0	0	0	1	0
1977-78	0	5	0	—	0	2	0	—	0	3	0	—	2001-02	0	1	0	0	0	0	0	0	0	1	0	0
1978-79	3	1	0	—	1	1	0	—	2	0	0	—	2002-03	0	0	0	1	0	0	0	1	0	0	0	0
1979-80	1	2	1	—	1	0	1	—	0	2	0	—	2003-04	0	1	0	0	0	1	0	0	0	0	0	0
1980-81	2	2	0	—	1	1	0	—	1	1	0	—	2005-06	1	0	—	0	0	0	—	0	1	0	—	0
1981-82	0	3	0	—	0	1	0	—	0	2	0	—	2006-07	—	—	—	—	—	—	—	—	—	—	—	—
1982-83	2	1	0	—	2	0	0	—	0	1	0	—	2007-08	0	1	—	0	0	1	—	0	0	0	—	0
1983-84	0	3	0	—	0	1	0	—	0	2	0	—	2008-09	1	0	—	0	0	0	—	0	1	0	—	0
1984-85	0	1	2	—	0	0	2	—	0	1	0	—	2009-10	2	0	—	0	1	0	—	0	1	0	—	0
1985-86	0	3	0	—	0	1	0	—	0	2	0	—	2010-11	2	0	—	0	1	0	—	0	1	0	—	0
1986-87	1	2	0	—	1	1	0	—	0	1	0	—	2011-12	0	2	—	0	0	1	—	0	0	1	—	0
1987-88	0	2	1	—	0	1	0	—	0	1	1	—	2012-13	—	—	—	—	—	—	—	—	—	—	—	—
1988-89	1	2	0	—	1	1	0	—	0	1	0	—	2013-14	1	1	—	0	1	0	—	0	0	1	—	0
1989-90	1	2	0	—	0	1	0	—	1	1	0	—	2014-15	1	1	—	0	1	0	—	0	0	1	—	0
1990-91	1	2	0	—	1	1	0	—	0	1	0	—	TOTALS	40	81	13	1	25	34	7	1	15	47	6	0

## KINGS FAST FACTS

	OVERALL	AT HOME	ON ROAD
LAST 10 GAMES	6-4-0	5-3-2 (1 Tie)	4-4-2 (2 Ties)
LAST WIN	12/2/14 (2-0)	12/2/14 (2-0)	11/20/10 (4-3 SO)
LAST LOSS	1/31/15 (1-3)	3/24/12 (2-4)	1/31/15 (1-3)
LAST OT GAME	11/20/10 (4-3 SO)	1/16/10 (4-3 SO)	11/20/10 (4-3 SO)
LONGEST WIN STREAK	5 Games 3/19/09-1/24/11	2 Games* Six Times	4 Games 1/12/06-11/20/10
LONGEST POINT STREAK	6 Games (3-0-3) 10/16/98-11/26/00	4 Games (3-0-1) 2/21/79-10/21/81	4 Games Four Times
LONGEST LOSING STREAK	10 Games 11/21/68-1/15/70	4 Games 1/30/69-10/14/71	10 Games Twice
LONGEST WINLESS STREAK	15 Games (0-14-1) 11/21/68-2/3/71	6 Games (0-5-1) 1/30/69-10/14/71	13 Games (0-12-1) 12/20/80-11/2/89
SHUTOUTS BY KINGS	10	8	2
LAST TIME	12/2/14 (2-0)	12/2/14 (2-0)	1/12/06 (6-0)
SHUTOUTS OF KINGS	9	1	8
LAST TIME	12/13/11 (0-3)	1/3/76 (0-3)	12/13/11 (0-3)
MOST GOALS	8	8	6
	10/17/92 (8-6)	10/17/92 (8-6)	Three Times
MOST GOALS AGAINST	11	8	11
	11/14/71 (2-11)	Three Times	11/14/71 (2-11)

\*Active Streak

# Buffalo SABRES

Dec. 12 — Kings @ Buffalo  
Feb. 27 — Kings vs. Buffalo

One Seymour H. Knox III Plaza  
Buffalo, NY 14203  
(716) 855-4100

Arena: First Niagara Center  
Capacity: 19,070  
Entered NHL: 1970-71

Owner: Terrence M. Pegula  
General Manager: Tim Murray  
Head Coach: Dan Bylsma

Media Contact: Michael Gilbert

## ALL-TIME RECORD vs. BUFFALO (42-56-18-1)

Year	TOTAL				HOME				AWAY				Year	TOTAL				HOME				AWAY			
	W	L	T	OT	W	L	T	OT	W	L	T	OT		W	L	T	OT	W	L	T	OT	W	L	T	OT
1970-71	1	2	3	—	1	0	2	—	0	2	1	—	1993-94	0	2	0	—	0	1	0	—	0	1	0	—
1971-72	3	2	1	—	2	1	0	—	1	1	1	—	1994-95	—	—	—	—	—	—	—	—	—	—	—	—
1972-73	1	2	2	—	1	0	2	—	0	2	0	—	1995-96	0	1	1	—	0	1	0	—	0	0	1	—
1973-74	1	4	0	—	1	1	0	—	0	3	0	—	1996-97	1	1	0	—	1	0	0	—	0	1	0	—
1974-75	3	1	1	—	2	1	0	—	2	1	0	—	1997-98	0	1	1	—	0	0	1	—	0	1	0	—
1975-76	2	3	0	—	1	2	0	—	1	1	0	—	1998-99	1	1	0	—	1	0	0	—	0	1	0	—
1976-77	2	3	0	—	1	2	0	—	1	1	0	—	1999-00	1	1	0	0	1	0	0	0	0	1	0	0
1977-78	0	3	2	—	0	2	0	—	0	1	2	—	2000-01	1	1	0	0	1	0	0	0	0	1	0	0
1978-79	1	2	1	—	1	1	0	—	0	1	1	—	2001-02	1	0	0	0	1	0	0	0	0	0	0	0
1979-80	0	3	1	—	0	1	1	—	0	2	0	—	2002-03	1	0	0	0	0	0	0	0	1	0	0	0
1980-81	1	2	1	—	0	2	0	—	1	0	1	—	2003-04	0	2	0	0	0	1	0	0	0	1	0	0
1981-82	1	2	0	—	0	1	0	—	1	1	0	—	2005-06	0	1	—	0	0	0	0	0	0	1	—	0
1982-83	1	2	0	—	1	1	0	—	0	1	0	—	2006-07	—	—	—	—	—	—	—	—	—	—	—	—
1983-84	0	2	1	—	0	1	0	—	0	1	1	—	2007-08	1	0	—	0	1	0	—	0	0	0	—	0
1984-85	2	0	1	—	1	0	1	—	1	0	0	—	2008-09	0	1	—	0	0	0	—	0	0	0	—	0
1985-86	2	1	0	—	1	0	0	—	1	1	0	—	2009-10	1	0	—	0	1	0	—	0	0	0	—	0
1986-87	1	2	0	—	0	2	0	—	1	0	0	—	2010-11	0	1	—	0	0	0	—	0	0	1	—	0
1987-88	1	2	0	—	0	1	0	—	1	1	0	—	2011-12	0	1	—	0	0	1	—	0	0	0	—	0
1988-89	3	0	0	—	2	0	0	—	1	0	0	—	2012-13	—	—	—	—	—	—	—	—	—	—	—	—
1989-90	1	2	0	—	0	1	0	—	1	1	0	—	2013-14	1	0	—	1	1	0	—	0	0	0	—	1
1990-91	2	0	1	—	2	0	0	—	0	0	1	—	2014-15	1	1	—	0	1	0	—	0	0	1	—	0
1991-92	1	1	1	—	0	1	1	—	1	0	0	—	TOTALS	42	56	18	1	26	24	9	0	16	32	9	1
1992-93	2	0	0	—	1	0	0	—	1	0	0	—													

## KINGS FAST FACTS

	OVERALL	AT HOME	ON ROAD
LAST 10 GAMES	4-5-1	8-2-0	1-8-1
LAST WIN	10/23/14 (2-0)	10/23/14 (2-0)	2/21/03 (4-1)
LAST LOSS	12/9/14 (0-1)	10/8/11 (2-4)	12/9/14 (0-1)
LAST OT GAME	11/12/13 (2-3 SO)	1/21/10 (4-3 SO)	11/12/13 (2-3 SO)
LONGEST WIN STREAK	4 Games 11/22/87-3/1/89	4 Games 1/7/99-1/17/02	2 Games Four Times
LONGEST POINT STREAK	5 Games (4-0-1) 11/9/84-3/15/86	6 Games (5-0-1) 1/9/97-1/17/02	4 Games (3-0-1) 3/14/90-3/15/93
LONGEST LOSING STREAK	5 Games Twice	4 Games Twice	6 Games* (0-5-1) 2/13/04-Present
LONGEST WINLESS STREAK	8 Games (0-6-2) 12/7/78-12/20/80	7 Games (0-6-1) 3/24/79-11/20/82	8 Games (0-5-3) 3/3/77-1/27/80
SHUTOUTS BY KINGS	4	4	Never
LAST TIME	10/23/14 (2-0)	10/23/14 (2-0)	
SHUTOUTS OF KINGS	7	Never	7
LAST TIME	12/19/08 (0-5)		12/9/14 (0-1)
MOST GOALS	9	8	9
	1/1/76 (9-6)	Twice	1/1/76 (9-6)
MOST GOALS AGAINST	10	8	10
	1/14/06 (1-10)	Twice	1/14/06 (1-10)

\*Active Streak

THE OPPONENTS



LOS ANGELES KINGS

1.888.KINGS.LA | LAKINGS.COM

322

# Calgary FLAMES

Dec. 31 — Kings @ Calgary  
Feb. 23 — Kings vs. Calgary  
Mar. 31 — Kings vs. Calgary  
Apr. 5 — Kings @ Calgary

555 Saddledome Rise S.E.  
Calgary, Alberta T2P 3B9  
(403) 777-4636

President/CEO: Ken King  
General Manager: Brad Treliving  
Head Coach: Bob Hartley

Arena: Scotiabank Saddledome  
Capacity: 19,289  
Entered NHL: 1972-73 (Atlanta)

Media Contact: Peter Hanlon

## ALL-TIME RECORD vs. CALGARY (89-109-21-7) (Atlanta Flames, 1972-80)

	TOTAL				HOME				AWAY					TOTAL				HOME				AWAY			
Year	W	L	T	OT	W	L	T	OT	W	L	T	OT	Year	W	L	T	OT	W	L	T	OT	W	L	T	OT
1972-73	1	1	3	-	1	0	1	-	0	1	2	-	1994-95	1	3	1	-	0	1	1	-	1	2	0	-
1973-74	5	1	0	-	3	0	0	-	2	1	0	-	1995-96	1	3	1	-	0	1	1	-	1	2	0	-
1974-75	1	2	1	-	1	0	1	-	0	2	0	-	1996-97	1	3	1	-	0	2	1	-	1	1	0	-
1975-76	3	1	0	-	2	0	0	-	1	1	0	-	1997-98	5	1	0	-	3	0	0	-	2	1	0	-
1976-77	2	2	0	-	1	1	0	-	1	1	0	-	1998-99	1	2	1	-	1	1	0	-	0	1	1	-
1977-78	2	1	1	-	1	1	0	-	1	0	1	-	1999-00	4	0	0	-	2	0	0	-	2	0	0	-
1978-79	2	2	0	-	2	0	0	-	0	2	0	-	2000-01	3	1	0	-	1	1	0	-	2	0	0	-
1979-80	1	2	1	-	0	2	0	-	1	0	1	-	2001-02	0	3	1	-	0	2	0	-	0	1	1	-
1980-81	1	3	0	-	1	1	0	-	0	2	0	-	2002-03	1	1	0	-	2	1	1	-	0	0	0	-
1981-82	3	4	1	-	3	0	1	-	0	4	0	-	2003-04	1	1	1	-	1	1	0	-	0	0	1	-
1982-83	3	2	3	-	3	1	0	-	0	2	2	-	2005-06	2	2	-	-	0	1	-	-	0	1	-	-
1983-84	3	4	1	-	2	2	0	-	1	2	1	-	2006-07	1	3	-	-	0	1	-	-	0	2	-	-
1984-85	3	4	1	-	2	2	0	-	1	2	1	-	2007-08	1	3	-	-	0	1	-	-	0	2	-	-
1985-86	1	7	0	-	1	3	0	-	0	4	0	-	2008-09	0	4	-	-	0	2	-	-	0	2	-	-
1986-87	3	5	0	-	2	2	0	-	1	3	0	-	2009-10	1	3	-	-	0	1	-	-	0	2	-	-
1987-88	4	4	0	-	1	3	0	-	3	1	0	-	2010-11	3	1	-	-	0	2	-	-	0	1	-	-
1988-89	2	6	0	-	2	2	0	-	0	4	0	-	2011-12	2	1	-	-	0	1	-	-	1	2	-	-
1989-90	3	4	1	-	1	2	1	-	2	2	0	-	2012-13	3	0	-	-	0	2	-	-	0	1	-	-
1990-91	4	3	1	-	2	1	1	-	2	2	0	-	2013-14	2	2	-	-	0	2	-	-	0	2	-	-
1991-92	2	5	0	-	2	1	0	-	0	4	0	-	2014-15	1	2	-	-	1	0	-	-	2	0	-	-
1992-93	3	3	1	-	2	1	1	-	1	2	0	-	TOTALS	89	109	21	7	55	45	9	3	34	64	12	4
1993-94	3	3	1	-	2	1	0	-	1	2	1	-													

## KINGS FAST FACTS

	OVERALL	AT HOME	ON ROAD
LAST 10 GAMES	3-4-3	4-3-3	6-3-1
LAST WIN	2/12/15 (5-3)	2/12/15 (5-3)	3/10/14 (3-2)
LAST LOSS	4/9/15 (1-3)	1/19/15 (1-2 OT)	4/9/15 (1-3)
LAST OT GAME	1/19/15 (1-2 OT)	1/19/15 (1-2 OT)	4/9/14 (3-4 SO)
LONGEST WIN STREAK	5 Games 10/15/99-1/6/01	4 Games 2/20/81-2/11/82	6 Games 2/5/11-3/10/14
LONGEST POINT STREAK	5 Games Twice	10 Games (8-0-2) 10/26/72-10/28/76	7 Games (6-0-1) 2/5/11-4/9/14
LONGEST LOSING STREAK	11 Games 3/3/85-3/2/86	5 Games 3/23/85-3/2/86	10 Games 3/29/06-10/10/10
LONGEST WINLESS STREAK	12 Games (0-11-1, 1 Tie) 1/9/85-3/2/86	7 Games (0-6-1, 1 Tie) 2/23/95-3/15/97	14 Games (0-10-4, 4 Ties) 3/13/80-2/28/84
SHUTOUTS BY KINGS	9	5	4
LAST TIME	2/27/14 (2-0)	1/6/01 (2-0)	2/27/14 (2-0)
SHUTOUTS OF KINGS	12	6	6
LAST TIME	2/18/12 (0-1)	2/18/12 (0-1)	11/28/96 (0-2)
MOST GOALS	9	9	8
	Twice	Twice	Twice
MOST GOALS AGAINST	11	9	11
	10/17/88 (4-11)	10/13/85 (2-9)	10/17/88 (4-11)

\*Active Streak

# Carolina HURRICANES

Oct. 23 — Kings vs. Carolina  
Nov. 22 — Kings @ Carolina

1400 Edwards Mill Road  
Raleigh, NC 27607  
(919) 467-7825

CEO/Owner/Governor: Peter Karmanos, Jr.  
Executive VP/General Manager: Ron Francis  
Head Coach: Bill Peters

Arena: PNC Arena  
Capacity: 18,680  
Entered NHL: 1979-80 (Hartford)

Media Contact: Mike Sundheim

## ALL-TIME RECORD vs. CAROLINA (34-27-8-2) (Hartford Whalers, 1979-97)

Year	TOTAL				HOME				AWAY				Year	TOTAL				HOME				AWAY			
	W	L	T	OT	W	L	T	OT	W	L	T	OT		W	L	T	OT	W	L	T	OT	W	L	T	OT
1979-80	1	2	1	-	1	0	1	-	0	2	0	-	1997-98	0	1	1	-	0	1	0	-	0	0	1	-
1980-81	3	0	1	-	2	0	0	-	1	0	1	-	1998-99	1	1	0	-	0	1	0	-	1	0	0	-
1981-82	0	2	1	-	0	1	0	-	0	1	1	-	1999-00	0	1	0	-	0	1	0	-	0	0	0	-
1982-83	2	1	0	-	1	1	0	-	1	0	0	-	2000-01	2	0	0	-	1	0	0	-	1	0	0	-
1983-84	1	2	0	-	0	1	0	-	1	1	0	-	2001-02	1	0	0	-	1	0	0	-	0	0	0	-
1984-85	2	0	1	-	1	0	1	-	1	0	0	-	2002-03	1	0	1	-	1	0	0	-	0	0	0	-
1985-86	1	2	0	-	0	1	0	-	1	1	0	-	2003-04	0	0	0	-	0	0	0	-	0	0	0	-
1986-87	2	1	0	-	2	0	0	-	0	1	0	-	2005-06	0	1	-	-	0	0	-	-	0	0	-	-
1987-88	0	3	0	-	0	1	0	-	0	2	0	-	2006-07	0	1	-	-	0	0	-	-	0	1	-	-
1988-89	2	1	0	-	2	0	0	-	0	1	0	-	2007-08	-	-	-	-	-	-	-	-	-	-	-	-
1989-90	1	2	0	-	0	1	0	-	1	1	0	-	2008-09	1	0	-	-	0	1	-	-	0	0	-	-
1990-91	2	1	0	-	2	0	0	-	0	1	0	-	2009-10	1	0	-	-	0	0	-	-	0	1	-	-
1991-92	0	1	2	-	0	0	1	-	0	1	1	-	2010-11	1	0	-	-	0	1	-	-	0	0	-	-
1992-93	2	0	0	-	1	0	0	-	1	0	0	-	2011-12	0	1	-	-	0	0	-	-	0	1	-	-
1993-94	2	0	0	-	1	0	0	-	1	0	0	-	2012-13	-	-	-	-	-	-	-	-	-	-	-	-
1994-95	-	-	-	-	-	-	-	-	-	-	-	-	2013-14	2	0	-	-	0	1	-	-	0	1	-	-
1995-96	0	2	0	-	0	1	0	-	0	1	0	-	2014-15	1	1	-	-	0	1	-	-	0	0	-	-
1996-97	2	0	0	-	1	0	0	-	1	0	0	-	TOTALS	34	27	8	2	21	11	3	0	13	16	5	2

## KINGS FAST FACTS

	OVERALL	AT HOME	ON ROAD
LAST 10 GAMES	6-4-0	7-3-0	4-3-3 (1 Tie)
LAST WIN	11/20/14 (3-2)	11/20/14 (3-2)	10/11/13 (2-1 SO)
LAST LOSS	11/2/14 (2-3)	12/8/05 (2-3)	11/2/14 (2-3)
LAST OT GAME	10/11/13 (2-1 SO)	10/17/08 (4-3 OT)	10/11/13 (2-1 SO)
LONGEST WIN STREAK	4 Games 1/31/92-3/2/94	4 Games*	3 Games 10/17/08-Present
LONGEST POINT STREAK	6 Games (3-0-3) 3/29/80-12/19/81	5 Games (4-0-1) 10/19/90-1/12/94	4 Games (3-0-1) 11/2/96-1/20/01
LONGEST LOSING STREAK	4 Games 3/22/87-3/9/88	3 Games 3/5/98-3/2/00	6 Games 3/22/86-11/4/89
LONGEST WINLESS STREAK	4 Games Three Times	3 Games 3/5/98-3/2/00	6 Games 3/22/86-11/4/89
SHUTOUTS BY KINGS	1	Never	1
LAST TIME	3/15/03 (0-0)		3/15/03 (0-0)
SHUTOUTS OF KINGS	3	1	2
LAST TIME	3/15/03 (0-0)	11/27/85 (0-9)	3/15/03 (0-0)
MOST GOALS	9	9	9
	Twice	1/14/89 (9-6)	12/30/83 (9-3)
MOST GOALS AGAINST	9	9	8
	11/27/85 (0-9)	11/27/85 (0-9)	1/25/96 (2-8)

\*Active Streak



# Chicago BLACKHAWKS

Nov. 2 — Kings @ Chicago  
Nov. 28 — Kings vs. Chicago  
Mar. 14 — Kings @ Chicago

1901 W. Madison St.  
Chicago, IL 60612  
(312) 455-7000

Arena: United Center  
Capacity: 19,717  
Entered NHL: 1926-27

Chairman: W. Rockwell "Rocky" Wirtz  
President/CEO: John McDonough  
Vice President/General Manager: Stan Bowman  
Head Coach: Joel Quenneville

Media Contact: Brandon Faber

## ALL-TIME RECORD vs. CHICAGO (78-86-17-5)

	TOTAL				HOME				AWAY					TOTAL				HOME				AWAY			
Year	W	L	T	OT	W	L	T	OT	W	L	T	OT	Year	W	L	T	OT	W	L	T	OT	W	L	T	OT
1967-68	1	2	1	—	0	1	1	—	1	1	0	—	1991-92	1	1	1	—	1	0	0	—	0	1	1	—
1968-69	1	5	0	—	1	2	0	—	0	3	0	—	1992-93	3	1	1	—	1	0	1	—	2	1	0	—
1969-70	1	5	0	—	1	2	0	—	0	3	0	—	1993-94	1	2	1	—	1	1	0	—	0	1	1	—
1970-71	2	4	0	—	1	2	0	—	1	2	0	—	1994-95	1	3	0	—	0	2	0	—	1	1	0	—
1971-72	1	5	0	—	1	2	0	—	0	3	0	—	1995-96	2	2	0	—	1	1	0	—	1	1	0	—
1972-73	3	2	0	—	3	0	0	—	0	2	0	—	1996-97	1	3	0	—	0	2	0	—	1	1	0	—
1973-74	1	3	2	—	1	2	0	—	0	1	2	—	1997-98	4	0	0	—	2	0	0	—	2	0	0	—
1974-75	2	2	0	—	0	2	0	—	2	0	0	—	1998-99	4	0	0	—	2	0	0	—	2	0	0	—
1975-76	2	2	0	—	0	2	0	—	2	0	0	—	1999-00	3	1	0	—	1	1	0	—	2	0	0	—
1976-77	2	2	0	—	1	1	0	—	1	1	0	—	2000-01	0	1	3	0	0	0	2	0	0	1	1	0
1977-78	2	2	0	—	1	1	0	—	1	1	0	—	2001-02	2	2	0	—	1	1	0	—	1	1	0	—
1978-79	3	1	0	—	2	0	0	—	1	1	0	—	2002-03	1	2	0	—	1	1	0	—	0	1	0	1
1979-80	3	0	1	—	1	0	1	—	2	0	0	—	2003-04	3	1	0	—	1	1	0	—	2	0	0	—
1980-81	2	0	2	—	1	0	1	—	1	0	1	—	2005-06	3	1	—	0	2	0	—	0	1	1	—	
1981-82	0	3	0	—	0	2	0	—	0	1	0	—	2006-07	1	1	—	2	0	0	—	2	1	1	—	
1982-83	0	2	1	—	0	0	1	—	0	2	0	—	2007-08	2	1	—	1	0	—	1	1	1	—		
1983-84	3	0	0	—	2	0	0	—	1	0	0	—	2008-09	2	2	—	0	2	0	—	0	2	0	—	
1984-85	0	2	1	—	0	1	0	—	0	1	1	—	2009-10	1	2	—	1	1	—	0	0	1	—		
1985-86	0	1	2	—	0	1	1	—	0	0	1	—	2010-11	0	4	—	0	2	—	0	0	2	—		
1986-87	1	1	1	—	1	0	0	—	0	1	1	—	2011-12	3	1	—	0	1	—	0	2	0	—		
1987-88	2	1	0	—	2	0	0	—	0	1	0	—	2012-13	1	2	—	0	0	—	0	1	1	—		
1988-89	3	0	0	—	1	0	0	—	2	0	0	—	2013-14	0	3	—	0	0	—	0	1	0	2		
1989-90	1	2	0	—	1	1	0	—	0	1	0	—	2014-15	1	2	—	0	1	—	0	0	1	—		
1990-91	2	1	0	—	0	1	0	—	2	0	0	—	TOTALS	78	86	17	5	41	40	8	3	37	46	9	2

## KINGS FAST FACTS

	OVERALL	AT HOME	ON ROAD
LAST 10 GAMES	3-7-0	3-7-0	3-6-1
LAST WIN	1/28/15 (4-3)	1/28/15 (4-3)	3/25/13 (5-4)
LAST LOSS	3/30/15 (1-4)	11/29/14 (1-4)	3/30/15 (1-4)
LAST OT GAME	3/11/12 (3-2 SO)	11/28/09 (2-1 SO)	3/11/12 (3-2 SO)
LONGEST WIN STREAK	10 Games 11/20/97-11/16/99	5 Games Twice	7 Games 11/17/96-2/16/00
LONGEST POINT STREAK	10 Games 11/20/97-11/16/99	6 Games (4-0-2) 11/20/78-3/11/81	7 Games 11/17/96-2/16/00
LONGEST LOSING STREAK	7 Games (0-6-1) 3/10/10-11/26/11	5 Games 11/16/74-11/24/76	6 Games Twice
LONGEST WINLESS STREAK	7 Games Twice	5 Games 11/16/74-11/24/76	9 Games (0-7-2) 2/21/71-2/13/74
SHUTOUTS BY KINGS	10	6	4
LAST TIME	2/25/12 (4-0)	2/25/12 (4-0)	12/28/11 (2-0)
SHUTOUTS OF KINGS	15	5	10
LAST TIME	12/30/13 (0-1)	3/18/10 (0-3)	12/30/13 (0-1)
MOST GOALS	9	9	7
	Twice	Twice	Twice
MOST GOALS AGAINST	9	8	9
	1/26/69 (3-9)	Twice	1/26/69 (3-9)

\*Active Streak

# Colorado AVALANCHE

Oct. 18 — Kings vs. Colorado  
Jan. 4 — Kings @ Colorado  
Jan. 27 — Kings vs. Colorado

1000 Chopper Circle  
Denver, CO 80204  
(303) 405-1100

Arena: Pepsi Center  
Capacity: 18,007  
Entered NHL: 1979-80 (Quebec)

Owner: E. Stanley Kroenke  
President/Governor: Josh Kroenke  
Executive Vice President/General Manager: Joe Sakic  
Head Coach/Vice President of Hockey Operations: Patrick Roy

Media Contact: Jean Martineau

## ALL-TIME RECORD vs. COLORADO (63-47-8-4) (Quebec Nordiques, 1979-95)

Year	TOTAL				HOME				AWAY				Year	TOTAL				HOME				AWAY			
	W	L	T	OT	W	L	T	OT	W	L	T	OT		W	L	T	OT	W	L	T	OT	W	L	T	OT
1979-80	3	1	0	–	2	0	0	–	1	1	0	–	1997-98	4	1	0	–	2	0	0	–	2	1	0	–
1980-81	3	1	0	–	1	1	0	–	2	0	0	–	1998-99	1	3	1	–	1	1	1	–	0	2	0	–
1981-82	1	0	2	–	1	0	1	–	0	0	1	–	1999-00	3	1	0	0	2	0	0	0	1	1	0	0
1982-83	1	1	1	–	1	0	0	–	0	1	1	–	2000-01	2	2	0	0	2	0	0	0	0	2	0	0
1983-84	0	3	0	–	0	2	0	–	0	1	0	–	2001-02	2	2	0	0	1	1	0	0	1	1	0	0
1984-85	1	2	0	–	0	1	0	–	1	1	0	–	2002-03	1	3	0	0	1	1	0	0	0	2	0	0
1985-86	1	2	0	–	0	2	0	–	1	0	0	–	2003-04	1	1	2	0	0	0	2	0	1	1	0	0
1986-87	0	3	0	–	0	1	0	–	0	2	0	–	2005-06	3	1	–	0	1	1	–	0	2	0	–	0
1987-88	2	1	0	–	2	0	0	–	0	1	0	–	2006-07	3	1	–	0	2	0	–	0	1	1	–	0
1988-89	3	0	0	–	1	0	0	–	2	0	0	–	2007-08	1	3	–	0	0	2	–	0	1	1	–	0
1989-90	3	0	0	–	2	0	0	–	1	0	0	–	2008-09	1	2	–	1	0	1	–	1	1	1	–	0
1990-91	2	0	1	–	1	0	0	–	1	0	1	–	2009-10	3	0	–	1	2	0	–	0	1	0	–	1
1991-92	1	1	0	–	1	0	0	–	0	1	0	–	2010-11	4	0	–	0	2	0	–	0	2	0	–	0
1992-93	0	2	0	–	0	1	0	–	0	1	0	–	2011-12	0	3	–	1	0	1	–	1	0	2	–	0
1993-94	1	1	0	–	1	0	0	–	0	1	0	–	2012-13	2	1	–	0	2	0	–	0	0	1	–	0
1994-95	–	–	–	–	–	–	–	–	–	–	–	–	2013-14	2	0	–	1	1	0	–	1	1	0	–	0
1995-96	2	2	1	–	1	1	1	–	1	1	0	–	2014-15	3	0	–	0	1	0	–	0	2	0	–	0
1996-97	3	3	0	–	2	1	0	–	1	2	0	–	TOTALS	63	47	8	4	36	18	5	3	27	29	3	1

## KINGS FAST FACTS

	OVERALL	AT HOME	ON ROAD
LAST 10 GAMES	7-2-1	7-1-2	6-3-1
LAST WIN	4/4/15 (3-1)	4/4/15 (3-1)	3/10/15 (5-2)
LAST LOSS	11/23/13 (0-1 OT)	11/23/13 (0-1 OT)	1/22/13 (1-3)
LAST OT GAME	12/21/13 (3-2 SO)	12/21/13 (3-2 SO)	4/11/10 (2-1 OT)
LONGEST WIN STREAK	7 Games 2/11/88-2/17/90	7 Games 11/14/87-12/27/91	3 Games* Five Times
LONGEST POINT STREAK	10 Games (9-0-1) 2/11/88-3/9/91	7 Games 11/14/87-12/27/91	5 Games Twice
LONGEST LOSING STREAK	5 Games (0-4-1) 10/30/11-1/22/13	6 Games (0-4-1) 12/10/83-3/14/87	4 Games 12/7/91-2/23/96
LONGEST WINLESS STREAK	5 Games (0-4-1) 10/30/11-1/22/13	6 Games 12/10/83-3/14/87	4 Games Twice
SHUTOUTS BY KINGS	7	3	4
LAST TIME	12/21/10 (5-0)	2/13/10 (3-0)	12/21/10 (5-0)
SHUTOUTS OF KINGS	3	2	1
LAST TIME	11/23/13 (0-1 OT)	11/23/13 (0-1 OT)	3/27/03 (0-3)
MOST GOALS	11	11	8
	2/18/89 (11-3)	2/18/89 (11-3)	12/10/89 (8-4)
MOST GOALS AGAINST	8	7	8
	Twice	Twice	Twice

\*Active Streak

THE OPPONENTS

# Columbus BLUE JACKETS

Nov. 5 — Kings vs. Columbus  
Dec. 8 — Kings @ Columbus

200 W. Nationwide Blvd.  
Columbus, OH 43215  
(614) 246-4625

Arena: Nationwide Arena  
Capacity: 18,144  
Entered NHL: 2000-01

Majority Owner/Governor: John P. McConnell  
General Manager: Jarmo Kekalainen  
Head Coach: Todd Richards

Media Contact: Todd Sharrock

## ALL-TIME RECORD vs. COLUMBUS (29-18-1-3)

Year	TOTAL				HOME				AWAY			
	W	L	T	OT	W	L	T	OT	W	L	T	OT
2000-01	3	1	0	0	2	0	0	0	1	1	0	0
2001-02	3	1	0	0	1	1	0	0	2	0	0	0
2002-03*	0	4	0	0	0	2	0	0	0	2	0	0
2003-04	1	0	1	2	1	0	1	0	0	0	0	2
2005-06	3	1	-	0	2	0	-	0	1	1	-	0
2006-07	2	1	-	1	2	0	-	0	0	1	-	1
2007-08	1	3	-	0	0	2	-	0	1	1	-	0
2008-09	2	2	-	0	1	1	-	0	1	1	-	0
2009-10	3	1	-	0	2	0	-	0	1	1	-	0
2010-11	3	1	-	0	1	1	-	0	2	0	-	0
2011-12	2	2	-	0	1	1	-	0	1	1	-	0
2012-13	3	0	-	0	2	0	-	0	1	0	-	0
2013-14	1	1	-	0	1	0	-	0	0	1	-	0
2014-15	2	0	-	0	1	0	-	0	1	0	-	0
TOTALS	29	18	1	3	17	8	1	0	12	10	0	3

\*pulled goalie in overtime and lost game (no point awarded) on 3/25/03

## KINGS FAST FACTS

	OVERALL	AT HOME	ON ROAD
LAST 10 GAMES	7-3-0	8-2-0	6-4-0
LAST WIN	2/9/15 (4-3)	10/26/14 (5-2)	2/9/15 (4-3)
LAST LOSS	1/21/14 (3-5)	1/7/12 (0-1)	1/21/14 (3-5)
LAST OT GAME	2/6/14 (2-1 OT)	2/6/14 (2-1 OT)	2/16/11 (4-3 SO)
LONGEST WIN STREAK	5 Games 2/24/01-2/26/02	5 Games* Twice	4 Games 1/28/10-12/15/11
LONGEST POINT STREAK	5 Games (5-0-0) 2/24/01-2/26/02	6 Games (5-0-1, 1 Tie) 1/10/04-3/17/07	4 Games (4-0-0) 1/28/10-12/15/11
LONGEST LOSING STREAK	5 Games (0-4-1) 3/2/02-3/25/03	3 Games (0-2-1) 3/2/02-3/25/03	4 Games Twice
LONGEST WINLESS STREAK	8 Games (0-4-4, 1 Tie) 3/2/02-2/11/04	4 Games (0-2-2, 1 Tie) 3/2/02-1/10/04	4 Games Twice
SHUTOUTS BY KINGS	5	4	1
LAST TIME	3/8/10 (6-0)	3/8/10 (6-0)	12/23/08 (3-0)
SHUTOUTS OF KINGS	4	3	1
LAST TIME	1/7/12 (0-1)	1/7/12 (0-1)	10/27/06 (0-2)
MOST GOALS	8 11/13/05 (8-2)	6 Three Times	8 11/13/05 (8-2)
MOST GOALS AGAINST	7 2/8/06 (4-7)	5 11/17/10 (3-5)	7 2/8/06 (4-7)

\*Active Streak

# Dallas STARS

Jan. 19 — Kings vs. Dallas  
Mar. 15 — Kings @ Dallas  
Apr. 2 — Kings vs. Dallas

2500 Victory Avenue  
Dallas, TX 75219  
(214) 387-5500

Arena: American Airlines Center  
Capacity: 18,532  
Entered NHL: 1967-68 (Minnesota)

Owner/Governor: R. Thomas Gaglardi  
General Manager: Jim Nill  
Head Coach: Lindy Ruff

Media Contact: Tom Holy

## ALL-TIME RECORD vs. DALLAS (84-101-32-8) (Minnesota North Stars, 1967-93)

Year	TOTAL				HOME				AWAY				Year	TOTAL				HOME				AWAY			
	W	L	T	OT	W	L	T	OT	W	L	T	OT		W	L	T	OT	W	L	T	OT	W	L	T	OT
1967-68	2	6	2	-	1	3	1	-	1	3	1	-	1991-92	1	1	1	-	1	1	0	-	0	0	1	-
1968-69	1	4	3	-	1	0	3	-	0	4	0	-	1992-93	1	1	1	-	0	1	0	-	1	0	1	-
1969-70	2	2	4	-	1	0	3	-	1	2	1	-	1993-94	0	3	1	-	0	1	1	-	0	2	0	-
1970-71	0	5	1	-	0	2	1	-	0	3	0	-	1994-95	2	2	0	-	1	1	0	-	1	1	0	-
1971-72	0	6	0	-	0	3	0	-	0	3	0	-	1995-96	0	0	4	-	0	0	2	-	0	0	2	-
1972-73	0	3	2	-	0	2	0	-	0	1	2	-	1996-97	0	3	1	-	0	1	1	-	0	2	0	-
1973-74	2	3	1	-	2	0	1	-	0	3	0	-	1997-98	0	3	1	-	0	2	0	-	0	1	1	-
1974-75	4	0	0	-	2	0	0	-	2	0	0	-	1998-99	0	6	0	-	0	3	0	-	0	3	0	-
1975-76	2	1	1	-	2	0	0	-	0	1	1	-	1999-00	2	3	0	1	2	1	0	0	0	2	0	1
1976-77	1	3	0	-	1	1	0	-	0	2	0	-	2000-01	3	2	0	0	2	0	0	0	1	2	0	0
1977-78	2	1	1	-	1	0	1	-	1	1	0	-	2001-02	2	2	0	1	2	1	0	0	0	1	0	1
1978-79	3	1	0	-	2	0	0	-	1	1	0	-	2002-03	2	3	0	0	1	1	0	0	1	2	0	0
1979-80	2	0	2	-	1	0	1	-	1	0	1	-	2003-04	2	2	0	1	1	1	0	1	1	1	0	0
1980-81	4	0	0	-	2	0	0	-	2	0	0	-	2005-06	6	2	-	0	3	1	-	0	3	1	-	0
1981-82	0	2	1	-	0	0	1	-	0	2	0	-	2006-07	0	6	-	2	0	3	-	1	0	3	-	1
1982-83	1	2	0	-	1	1	0	-	0	1	0	-	2007-08	4	4	-	0	3	1	-	0	1	3	-	0
1983-84	1	1	1	-	0	0	1	-	1	1	0	-	2008-09	4	1	-	1	2	1	-	0	2	0	-	1
1984-85	1	1	1	-	1	1	0	-	0	0	1	-	2009-10	5	1	-	0	2	1	-	0	3	0	-	0
1985-86	2	1	0	-	1	0	0	-	1	1	0	-	2010-11	4	1	-	1	2	0	-	1	2	1	-	0
1986-87	0	2	1	-	0	1	1	-	0	1	0	-	2011-12	3	1	-	2	1	1	-	1	2	0	-	1
1987-88	3	0	0	-	1	0	0	-	2	0	0	-	2012-13	2	3	-	0	1	2	-	0	1	1	-	0
1988-89	2	1	0	-	2	0	0	-	0	1	0	-	2013-14	1	2	-	0	1	1	-	0	0	1	-	0
1989-90	1	2	0	-	1	0	0	-	0	2	0	-	2014-15	1	2	-	0	0	1	-	0	1	1	-	0
1990-91	3	0	0	-	2	0	0	-	1	0	0	-	TOTALS	84	101	32	8	50	40	19	3	34	61	13	5

## KINGS FAST FACTS

	OVERALL	AT HOME	ON ROAD
LAST 10 GAMES	4-6-0	4-5-1	5-4-1
LAST WIN	11/4/14 (3-1)	10/19/13 (5-2)	11/4/14 (3-1)
LAST LOSS	11/22/14 (4-5)	11/13/14 (0-2)	11/22/14 (4-5)
LAST OT GAME	4/21/13 (4-3 OT)	4/21/13 (4-3 OT)	11/23/11 (2-3 OT)
LONGEST WIN STREAK	5 Games Three Times	7 Games 1/30/88-10/19/91	5 Games 3/26/09-10/28/10
LONGEST POINT STREAK	9 Games (7-0-2) 4/7/79-3/28/81	10 Games (7-0-3) 4/2/77-1/21/82	5 Games 3/26/09-10/28/10
LONGEST LOSING STREAK	11 Games Twice	6 Games Twice	8 Games 3/31/70-11/14/72
LONGEST WINLESS STREAK	22 Games (0-17-5) 11/8/95-1/26/00	10 Games (0-7-3) 12/2/95-1/20/00	14 Games (0-11-3) 2/25/70-3/26/74
SHUTOUTS BY KINGS	11	9	2
LAST TIME	10/22/11 (1-0)	10/22/11 (1-0)	3/26/09 (1-0 SO)
SHUTOUTS OF KINGS	13	7	6
LAST TIME	11/13/14 (0-2)	11/13/14 (0-2)	3/26/09 (1-0 SO)
MOST GOALS	10 Twice	10 3/14/81 (10-4)	10 2/17/93 (10-5)
MOST GOALS AGAINST	9 1/16/84 (3-9)	8 Twice	9 1/16/84 (3-9)

\*Active Streak

THE OPPONENTS

# Detroit RED WINGS

Nov. 20 — Kings @ Detroit  
Jan. 11 — Kings vs. Detroit

19 Steve Yzerman Drive  
Detroit, MI 48226  
(313) 471-7000

Owners: Mike and Marian Ilitch  
Executive VP/General Manager: Ken Holland  
Head Coach: Jeff Blashill

Arena: Joe Louis Arena  
Capacity: 20,027  
Entered NHL: 1926-27

Media Contact: Todd Beam

## ALL-TIME RECORD vs. DETROIT (82-80-27-5)

Year	TOTAL				HOME				AWAY				Year	TOTAL				HOME				AWAY			
	W	L	T	OT	W	L	T	OT	W	L	T	OT		W	L	T	OT	W	L	T	OT	W	L	T	OT
1967-68	2	1	1	—	0	1	1	—	2	0	0	—	1991-92	1	2	0	—	0	2	0	—	1	0	0	—
1968-69	2	4	0	—	2	1	0	—	0	3	0	—	1992-93	2	1	1	—	0	1	1	—	2	0	0	—
1969-70	0	6	0	—	0	3	0	—	0	3	0	—	1993-94	1	2	1	—	1	1	0	—	0	1	1	—
1970-71	2	1	3	—	2	0	1	—	0	1	2	—	1994-95	2	1	1	—	2	0	0	—	0	1	1	—
1971-72	2	3	1	—	2	1	0	—	0	2	1	—	1995-96	0	3	1	—	0	1	1	—	0	2	0	—
1972-73	2	2	1	—	2	0	1	—	0	2	0	—	1996-97	0	2	2	—	0	1	1	—	0	1	1	—
1973-74	1	3	1	—	1	1	0	—	0	2	1	—	1997-98	2	1	1	—	1	1	0	—	1	0	1	—
1974-75	5	0	1	—	2	0	1	—	3	0	0	—	1998-99	2	2	0	—	1	1	0	—	1	1	0	—
1975-76	3	2	1	—	1	1	1	—	2	1	0	—	1999-00	2	2	0	—	1	1	0	—	1	1	0	—
1976-77	5	0	1	—	3	0	0	—	2	0	1	—	2000-01	1	1	1	—	0	1	0	—	0	1	0	—
1977-78	2	3	1	—	1	1	1	—	1	2	0	—	2001-02	2	2	0	—	2	0	0	—	0	2	0	—
1978-79	5	1	2	—	2	0	2	—	3	1	0	—	2002-03	1	2	1	—	0	1	0	—	0	1	1	—
1979-80	3	0	1	—	1	0	1	—	2	0	0	—	2003-04	0	3	0	—	0	2	0	—	0	1	0	—
1980-81	3	1	0	—	2	0	0	—	1	1	0	—	2005-06	0	3	—	—	1	0	2	—	0	0	1	—
1981-82	2	1	0	—	2	0	0	—	0	1	0	—	2006-07	1	2	—	—	1	1	—	—	0	0	1	—
1982-83	1	0	2	—	1	0	0	—	0	0	2	—	2007-08	1	3	—	—	0	2	—	—	0	1	—	—
1983-84	2	0	1	—	1	0	1	—	1	0	0	—	2008-09	0	3	—	—	1	0	1	—	1	0	2	—
1984-85	2	1	0	—	1	0	0	—	1	1	0	—	2009-10	2	2	—	—	0	1	1	—	0	1	1	—
1985-86	1	2	0	—	0	2	0	—	1	0	0	—	2010-11	3	1	—	—	0	1	1	—	0	2	0	—
1986-87	3	0	0	—	1	0	0	—	2	0	0	—	2011-12	1	3	—	—	0	1	1	—	0	0	2	—
1987-88	1	2	0	—	1	1	0	—	0	1	0	—	2012-13	1	2	—	—	0	1	0	—	0	2	0	—
1988-89	3	0	0	—	1	0	0	—	2	0	0	—	2013-14	0	1	—	—	0	1	—	—	0	0	0	—
1989-90	2	1	0	—	2	0	0	—	0	1	0	—	2014-15	1	1	—	—	0	1	—	—	0	1	—	—
1990-91	2	1	0	—	1	0	0	—	1	1	0	—	TOTALS	82	80	27	5	48	34	14	1	34	46	13	4

## KINGS FAST FACTS

	OVERALL	AT HOME	ON ROAD
LAST 10 GAMES	3-6-1	5-5-0	3-6-1
LAST WIN	2/24/15 (1-0)	2/24/15 (1-0)	3/9/11 (2-1)
LAST LOSS	10/31/14 (2-5)	1/11/14 (1-3)	10/31/14 (2-5)
LAST OT GAME	1/18/14 (2-3 SO)	12/4/10 (3-2 OT)	1/18/14 (2-3 SO)
LONGEST WIN STREAK	6 Games 3/19/88-1/18/90	6 Games 3/19/80-11/18/82	6 Games 1/3/79-12/11/80
LONGEST POINT STREAK	13 Games (11-0-2) 2/12/78-1/20/81	15 Games (10-0-5) 3/16/78-3/16/85	6 Games (6-0-0) 1/3/79-12/11/80
LONGEST LOSING STREAK	12 Games (0-10-2) 2/24/03-12/31/06	6 Games (0-6-0) 3/10/03-10/16/06	8 Games (0-5-3) 2/24/03-12/19/07
LONGEST WINLESS STREAK	13 Games (0-10-3) 11/23/02-12/31/06	6 Games (0-6-0) 3/10/03-10/16/06	17 Games (0-13-4) 1/9/69-1/12/74
SHUTOUTS BY KINGS	6	4	2
LAST TIME	2/24/15 (1-0)	2/24/15 (1-0)	12/13/10 (5-0)
SHUTOUTS OF KINGS	8	4	4
LAST TIME	1/15/09 (0-4)	1/15/09 (0-4)	10/21/96 (0-3)
MOST GOALS	11 1/20/81 (11-4)	11 1/20/81 (11-4)	9 3/29/93 (9-3)
MOST GOALS AGAINST	10 11/5/81 (2-10)	7 Three Times	10 11/5/81 (2-10)

\*Active Streak

# Edmonton OILERS

Oct. 25 — Kings @ Edmonton  
Nov. 14 — Kings vs. Edmonton  
Dec. 29 — Kings @ Edmonton  
Feb. 25 — Kings vs. Edmonton  
Mar. 26 — Kings vs. Edmonton

7424 – 118 Avenue  
Edmonton, Alberta T5B 0X2  
(780) 414-4000

Owner/Governor: Daryl A. Katz  
General Manager: Peter Chiarelli  
Head Coach: Todd McLellan

Arena: Rexall Place  
Capacity: 16,839  
Entered NHL: 1979-80

Media Contact: J.J. Hebert

## ALL-TIME RECORD vs. EDMONTON (75-80-30-9)

Year	TOTAL				HOME				AWAY				Year	TOTAL				HOME				AWAY			
	W	L	T	OT	W	L	T	OT	W	L	T	OT		W	L	T	OT	W	L	T	OT	W	L	T	OT
1979-80	1	2	1	—	1	1	0	—	0	1	1	—	1997-98	1	4	0	—	0	3	0	—	1	1	0	—
1980-81	2	0	2	—	2	0	0	—	0	0	2	—	1998-99	3	0	1	—	1	0	1	—	2	0	0	—
1981-82	1	5	2	—	1	2	1	—	0	3	1	—	1999-00	1	2	1	—	0	1	0	—	0	2	0	—
1982-83	1	5	2	—	0	2	2	—	1	3	0	—	2000-01	1	3	0	—	0	2	0	—	0	1	1	—
1983-84	2	6	0	—	1	3	0	—	1	3	0	—	2001-02	2	1	1	—	0	1	0	—	0	1	0	—
1984-85	3	4	1	—	2	1	1	—	1	3	0	—	2002-03	1	3	0	—	0	2	0	—	0	1	1	—
1985-86	0	6	2	—	0	3	1	—	0	3	1	—	2003-04	2	2	0	—	0	1	1	—	0	0	1	—
1986-87	2	4	2	—	1	3	0	—	1	1	2	—	2005-06	1	3	—	—	0	1	1	—	0	0	2	—
1987-88	2	4	2	—	2	1	1	—	0	3	1	—	2006-07	2	1	—	—	1	1	0	—	1	1	1	—
1988-89	4	4	0	—	2	2	0	—	2	2	0	—	2007-08	2	1	—	—	1	1	0	—	1	1	1	—
1989-90	2	4	2	—	1	2	1	—	1	2	1	—	2008-09	2	0	—	—	2	0	0	—	2	2	0	—
1990-91	5	2	1	—	3	0	1	—	2	2	0	—	2009-10	2	0	—	—	2	0	0	—	2	2	0	—
1991-92	3	1	3	—	2	0	1	—	1	1	2	—	2010-11	4	0	—	—	2	0	—	—	0	2	0	—
1992-93	5	1	1	—	2	1	0	—	3	0	1	—	2011-12	2	1	—	—	1	1	1	—	0	1	0	—
1993-94	2	2	3	—	1	1	2	—	1	1	1	—	2012-13	2	0	—	—	1	1	0	—	0	1	0	—
1994-95	2	2	1	—	1	1	1	—	1	1	0	—	2013-14	4	0	—	—	0	2	0	—	0	2	0	—
1995-96	1	3	1	—	1	1	0	—	0	2	1	—	2014-15	3	1	—	—	2	0	—	—	0	1	1	—
1996-97	2	3	1	—	1	1	1	—	1	2	0	—	TOTALS	75	80	30	9	39	36	15	6	36	44	15	3

## KINGS FAST FACTS

	OVERALL	AT HOME	ON ROAD
LAST 10 GAMES	8-1-1	8-1-1	6-1-3
LAST WIN	4/2/15 (8-2)	4/2/15 (8-2)	3/3/15 (5-2)
LAST LOSS	4/7/15 (2-4)	11/3/11 (0-3)	4/7/15 (2-4)
OVERTIME RECORD	8-11-24	4-7-12	4-4-12
LONGEST WIN STREAK	7 Games 2/19/13-10/14/14	6 Games* 4/2/12-Present	6 Games 1/26/08-3/29/11
LONGEST POINT STREAK	14 Games (11-0-3) 1/15/12-4/2/15	10 Games (7-0-3) 1/11/90-11/14/92	14 Games (11-0-3) 11/26/08-3/3/15
LONGEST LOSING STREAK	4 Games Five Times	5 Games (0-0-5) 12/3/07-4/10/10	4 Games Three Times
LONGEST WINLESS STREAK	9 Games Twice	5 Games Four Times	11 Games (0-7-4, 4 Ties) 1/5/80-1/23/83
SHUTOUTS BY KINGS	5	3	2
LAST TIME	4/10/14 (3-0)	12/17/13 (3-0)	4/10/14 (3-0)
SHUTOUTS OF KINGS	8	3	5
LAST TIME	11/3/11 (0-3)	11/3/11 (0-3)	3/30/06 (0-4)
MOST GOALS	9 Twice	9 12/22/79 (9-3)	9 12/28/91 (9-4)
MOST GOALS AGAINST	11 11/25/81 (4-11)	9 3/26/83 (3-9)	11 11/25/81 (4-11)

\*Active Streak



LOS ANGELES KINGS

1.888.KINGS.LA | LAKINGS.COM

331

# Florida PANTHERS

Nov. 7 — Kings vs. Florida  
Nov. 23 — Kings @ Florida

One Panther Parkway  
Sunrise, FL 33323  
(954) 835-7000

Arena: BB&T Center  
Capacity: 15,720  
Entered NHL: 1993-94

Owners: Vincent J. Viola and Douglas A. Cifu  
Executive VP/General Manager: Dale Tallon  
Head Coach: Gerard Gallant

Media Contact: Justin Copertino

## ALL-TIME RECORD vs. FLORIDA (15-10-3-0)

Year	TOTAL				HOME				AWAY			
	W	L	T	OT	W	L	T	OT	W	L	T	OT
1993-94	0	1	1	—	0	1	0	—	0	0	1	—
1994-95	—	—	—	—	—	—	—	—	—	—	—	—
1995-96	1	1	0	—	1	0	0	—	0	1	0	—
1996-97	0	2	0	—	0	1	0	—	0	1	0	—
1997-98	1	0	1	—	1	0	0	—	0	0	1	—
1998-99	1	0	1	—	1	0	0	—	0	0	1	—
1999-00	1	1	0	0	1	0	0	0	0	1	0	0
2000-01	0	1	0	0	0	1	0	0	0	0	0	0
2001-02	1	1	0	0	1	0	0	0	0	1	0	0
2002-03	0	1	0	0	0	1	0	0	0	0	0	0
2003-04	1	0	0	0	0	0	0	0	1	0	0	0
2005-06	1	0	—	0	1	0	—	0	0	0	—	0
2006-07	1	0	—	0	0	0	—	0	1	0	—	0
2007-08	—	—	—	—	—	—	—	—	—	—	—	—
2008-09	1	0	—	0	1	0	—	0	0	0	—	0
2009-10	1	0	—	0	0	0	—	0	1	0	—	0
2010-11	1	0	—	0	1	0	—	0	0	0	—	0
2011-12	1	1	—	0	1	0	—	0	0	1	—	0
2012-13	—	—	—	—	—	—	—	—	—	—	—	—
2013-14	2	0	—	0	1	0	—	0	1	0	—	0
2014-15	1	1	—	0	1	0	—	0	0	1	—	0
TOTALS	15	10	3	0	11	4	0	0	4	6	3	0

## KINGS FAST FACTS

	OVERALL	AT HOME	ON ROAD
LAST 10 GAMES	8-2-0	8-2-0	4-4-2 (2 Ties)
LAST WIN	11/18/14 (5-2)	11/18/14 (5-2)	10/13/13 (3-0)
LAST LOSS	2/5/15 (2-3)	11/27/02 (2-5)	2/5/15 (2-3)
LAST OT GAME	11/16/09 (4-3 SO)	Never	11/16/09 (4-3 SO)
LONGEST WIN STREAK	7 Games 11/5/03-12/11/11	6 Games* 12/10/05-Present	3 Games 11/5/03-11/16/09
LONGEST POINT STREAK	7 Games (7-0-0) 11/5/03-12/11/11	6 Games* (6-0-0) 12/10/05-Present	3 Games 11/5/03-11/16/09
LONGEST LOSING STREAK	3 Games 11/27/95-1/4/97	Never	2 Games Twice
LONGEST WINLESS STREAK	3 Games (0-3-0) 11/27/95-1/4/97	Never	7 Games (0-4-3, 3 Ties) 10/19/93-10/26/01
SHUTOUTS BY KINGS	3	1	2
LAST TIME	3/22/14 (4-0)	3/22/14 (4-0)	10/13/13 (3-0)
SHUTOUTS OF KINGS	1	1	Never
LAST TIME	1/4/97 (0-5)	1/4/97 (0-5)	
MOST GOALS	7	5	7
	2/3/07 (7-0)	Twice	2/3/07 (7-0)
MOST GOALS AGAINST	6	6	5
	12/8/93 (5-6)	12/8/93 (5-6)	11/27/95 (1-5)

\*Active Streak

# Minnesota WILD

Oct. 16 — Kings vs. Minnesota  
Jan. 21 — Kings vs. Minnesota  
Mar. 22 — Kings @ Minnesota

199 West Kellogg Blvd  
Saint Paul, MN 55102  
(651) 602-6000

Arena: Xcel Energy Center  
Capacity: 17,954  
Entered NHL: 2000-01

Owner/Governor: Craig Leipold  
General Manager: Chuck Fletcher  
Head Coach: Mike Yeo

Media Contact: Aaron Sickman

## ALL-TIME RECORD vs. MINNESOTA (24-16-5-8)

Year	TOTAL				HOME				AWAY			
	W	L	T	OT	W	L	T	OT	W	L	T	OT
2000-01	2	2	0	0	1	1	0	0	1	1	0	0
2001-02	2	1	1	0	1	1	0	0	1	0	1	0
2002-03	1	2	1	0	0	2	0	0	1	0	1	0
2003-04	1	0	3	0	0	0	2	0	1	0	1	0
2005-06	3	1	—	0	2	0	—	0	1	1	—	0
2006-07	0	2	—	2	0	0	—	2	0	2	—	0
2007-08	1	2	—	1	1	1	—	0	0	1	—	1
2008-09	4	0	—	0	2	0	—	0	2	0	—	0
2009-10	2	2	—	0	1	1	—	0	1	1	—	0
2010-11	2	0	—	2	1	0	—	1	1	0	—	1
2011-12	2	1	—	1	1	1	—	0	1	0	—	1
2012-13	1	1	—	1	1	0	—	0	0	1	—	1
2013-14	1	1	—	1	0	1	—	1	1	0	—	0
2014-15	2	1	—	0	1	0	—	0	1	1	—	0
TOTALS	24	16	5	8	12	8	2	4	12	8	3	4

## KINGS FAST FACTS

	OVERALL	AT HOME	ON ROAD
LAST 10 GAMES	4-3-3	5-3-2	4-3-3
LAST WIN	11/26/14 (4-0)	10/19/14 (2-1)	11/26/14 (4-0)
LAST LOSS	3/28/15 (1-4)	3/31/14 (2-3)	3/28/15 (1-4)
LAST OT GAME	1/7/14 (1-2 SO)	1/7/14 (1-2 SO)	10/3/13 (3-2 SO)
LONGEST WIN STREAK	5 Games 12/13/08-10/8/09	3 Games 1/20/09-12/31/09	3 Games 1/20/09-12/31/09
LONGEST POINT STREAK	5 Games Twice	4 Games (2-0-2, 2 Ties) 1/26/04-3/2/06	7 Games (4-0-3, 3 Ties) 2/16/01-2/10/04
LONGEST LOSING STREAK	4 Games (0-2-2) 10/18/06-3/24/07	2 Games Five Times	4 Games (0-3-1) 10/25/06-3/15/08
LONGEST WINLESS STREAK	4 Games (0-2-2) 10/18/06-3/24/07	4 Games (0-2-2) 11/4/02-3/4/04	4 Games (0-3-1) 10/25/06-3/15/08
SHUTOUTS BY KINGS	6	1	5
LAST TIME	11/26/14 (4-0)	4/4/13 (3-0)	11/26/14 (4-0)
SHUTOUTS OF KINGS	2	Never	2
LAST TIME	2/1/11 (0-1 SO)		2/1/11 (0-1 SO)
MOST GOALS	6	6	5
	10/8/09 (6-3)	10/8/09 (6-3)	Twice
MOST GOALS AGAINST	5	5	5
	Twice	11/4/02 (2-5)	2/7/06 (1-5)

\*Active Streak

THE OPPONENTS

# Montreal CANADIENS

Dec. 17 — Kings @ Montreal  
Mar. 3 — Kings vs. Montreal

1909, Avenue des Canadiens-de-Montréal  
Montreal, Quebec H4B 5G0  
(514) 932-2582

Arena: Bell Centre  
Capacity: 21,287  
Entered NHL: 1917-18

Owner/President/CEO: Geoff Molson  
Executive Vice President/General Manager: Marc Bergevin  
Head Coach: Michel Therrien

Media Contact: Donald Beauchamp

## ALL-TIME RECORD vs. MONTREAL (30-89-20-0)

Year	TOTAL				HOME				AWAY				Year	TOTAL				HOME				AWAY			
	W	L	T	OT	W	L	T	OT	W	L	T	OT		W	L	T	OT	W	L	T	OT	W	L	T	OT
1967-68	2	2	0	—	1	1	0	—	1	1	0	—	1991-92	1	1	0	—	1	0	0	—	0	1	0	—
1968-69	0	4	2	—	0	3	0	—	0	1	2	—	1992-93	0	1	2	—	0	0	2	—	0	1	0	—
1969-70	0	6	0	—	0	3	0	—	0	3	0	—	1993-94	0	1	1	—	0	0	1	—	0	1	0	—
1970-71	2	4	0	—	2	1	0	—	0	3	0	—	1994-95	—	—	—	—	—	—	—	—	—	—	—	—
1971-72	0	5	1	—	0	2	1	—	0	3	0	—	1995-96	1	1	0	—	1	0	0	—	0	1	0	—
1972-73	0	4	1	—	0	2	1	—	0	2	0	—	1996-97	1	1	0	—	1	0	0	—	0	1	0	—
1973-74	1	3	1	—	0	2	0	—	1	1	1	—	1997-98	0	2	0	—	0	1	0	—	0	1	0	—
1974-75	1	2	3	—	0	1	2	—	1	1	1	—	1998-99	0	1	0	—	0	0	0	—	0	1	0	—
1975-76	2	3	1	—	2	1	0	—	0	2	1	—	1999-00	1	1	0	0	1	0	0	0	1	0	0	0
1976-77	0	4	2	—	0	2	1	—	0	2	1	—	2000-01	1	0	0	0	1	0	0	0	0	0	0	0
1977-78	1	4	1	—	0	2	1	—	1	2	0	—	2001-02	0	1	0	0	0	0	0	0	0	1	0	0
1978-79	3	3	2	—	2	2	0	—	1	1	2	—	2002-03	1	1	0	0	1	0	0	0	0	1	0	0
1979-80	0	4	0	—	0	2	0	—	0	2	0	—	2003-04	0	1	0	0	0	1	0	0	0	0	0	0
1980-81	1	3	0	—	1	1	0	—	0	2	0	—	2005-06	0	1	—	0	0	0	—	0	0	1	—	0
1981-82	1	2	0	—	1	1	0	—	0	1	0	—	2006-07	—	—	—	—	—	—	—	—	—	—	—	—
1982-83	1	2	0	—	1	0	0	—	0	2	0	—	2007-08	0	1	—	0	0	1	—	0	0	0	—	0
1983-84	2	1	0	—	2	0	0	—	0	1	0	—	2008-09	0	1	—	0	0	0	—	0	0	1	—	0
1984-85	0	2	1	—	0	1	0	—	0	1	1	—	2009-10	0	1	—	0	0	1	—	0	0	0	—	0
1985-86	1	2	0	—	0	2	0	—	1	0	0	—	2010-11	0	1	—	0	0	0	—	0	0	1	—	0
1986-87	0	3	0	—	0	1	0	—	0	2	0	—	2011-12	0	1	—	0	0	1	—	0	0	0	—	0
1987-88	1	2	0	—	1	1	0	—	0	1	0	—	2012-13	—	—	—	—	—	—	—	—	—	—	—	—
1988-89	0	3	0	—	0	1	0	—	0	2	0	—	2013-14	2	0	—	0	1	0	—	0	1	0	—	0
1989-90	1	1	1	—	1	1	0	—	0	0	1	—	2014-15	1	1	—	0	1	0	—	0	0	1	—	0
1990-91	1	1	1	—	0	1	0	—	1	0	1	—	TOTALS	30	89	20	0	21	40	9	0	9	49	11	0

## KINGS FAST FACTS

	OVERALL	AT HOME	ON ROAD
LAST 10 GAMES	3-7-0	4-6-0	2-8-0
LAST WIN	3/5/15 (4-3 SO)	3/5/15 (4-3 SO)	12/10/13 (6-0)
LAST LOSS	12/12/14 (2-6)	12/3/11 (1-2)	12/12/14 (2-6)
LAST OT GAME	3/5/15 (4-3 SO)	3/5/15 (4-3 SO)	3/10/91 (4-4 Tie)
LONGEST WIN STREAK	2 Games Three Times	3 Games 11/13/82-1/18/84	Never
LONGEST POINT STREAK	4 Games (1-0-3) 10/12/74-1/19/75	6 Games (3-0-3) 2/29/92-11/7/96	4 Games (2-0-2) 1/15/74-1/19/75
LONGEST LOSING STREAK	7 Games Twice	7 Games 3/5/68-3/19/70	10 Games 10/11/69-11/11/72
LONGEST WINLESS STREAK	15 Games Twice	12 Games (0-9-3) 2/25/71-12/17/75	17 Games (0-14-3) 2/3/68-11/28/73
SHUTOUTS BY KINGS	1	Never	1
LAST TIME	12/10/13 (6-0)		12/10/13 (6-0)
SHUTOUTS OF KINGS	11	2	9
LAST TIME	12/3/97 (0-2)	11/9/85 (0-6)	12/3/97 (0-2)
MOST GOALS	7	7	7
	Three Times	Twice	12/8/84 (7-9)
MOST GOALS AGAINST	11	7	11
	1/6/83 (3-11)	Four Times	1/6/83 (3-11)

\*Active Streak

# Nashville PREDATORS

Oct. 31 — Kings vs. Nashville  
Feb. 20 — Kings @ Nashville  
Mar. 21 — Kings @ Nashville

501 Broadway  
Nashville, TN 37203  
(615) 770-2300

Arena: Bridgestone Arena  
Capacity: 17,113  
Entered NHL: 1998-99

Owners: Predators Holdings LLC  
President of Hockey Operations/GM/Alternate Governor: David Poile  
Head Coach: Peter Laviolette

Media Contact: Kevin Wilson

## ALL-TIME RECORD vs. NASHVILLE (29-24-3-5)

Year	TOTAL				HOME				AWAY			
	W	L	T	OT	W	L	T	OT	W	L	T	OT
1998-99	1	3	0	—	0	2	0	—	1	1	0	—
1999-00	3	0	0	1	1	0	0	1	2	0	0	0
2000-01	2	1	1	0	1	1	0	0	1	0	1	0
2001-02	3	0	1	0	2	0	0	0	1	0	1	0
2002-03	3	1	0	0	1	1	0	0	2	0	0	0
2003-04	3	0	1	0	2	0	0	0	1	0	1	0
2005-06	2	2	—	0	2	0	—	0	0	2	—	0
2006-07	1	3	—	0	0	2	—	0	1	1	—	0
2007-08	2	2	—	0	1	1	—	0	1	1	—	0
2008-09	0	3	—	1	0	2	—	0	0	1	—	1
2009-10	1	3	—	0	0	2	—	0	1	1	—	0
2010-11	3	1	—	0	1	1	—	0	2	0	—	0
2011-12	3	1	—	0	2	0	—	0	1	1	—	0
2012-13	1	1	—	1	1	0	—	1	0	1	—	0
2013-14	1	2	—	0	0	1	—	0	1	1	—	0
2014-15	0	1	—	2	0	1	—	1	0	0	—	1
TOTALS	29	24	3	5	14	14	0	3	15	10	3	2

## KINGS FAST FACTS

	OVERALL	AT HOME	ON ROAD
LAST 10 GAMES	3-4-3	4-4-2	5-4-1
LAST WIN	10/17/13 (2-1 SO)	3/4/13 (5-1)	10/17/13 (2-1 SO)
LAST LOSS	3/14/15 (1-2)	3/14/15 (1-2)	11/25/15 (2-3 SO)
LAST OT GAME	1/3/15 (6-7 OT)	1/3/15 (6-7 OT)	11/25/15 (2-3 SO)
LONGEST WIN STREAK	4 Games Twice	4 Games Twice	4 Games 3/7/02-12/11/03
LONGEST POINT STREAK	7 Games (6-0-1) 2/27/01-11/2/02	4 Games Twice	11 Games (8-0-3) 4/12/99-1/13/04
LONGEST LOSING STREAK	7 Games (0-6-1) 10/25/08-3/14/10	5 Games (0-5-0) 1/8/08-3/14/10	3 Games Twice
LONGEST WINLESS STREAK	7 Games (0-6-1) 10/25/08-3/14/10	5 Games (0-5-0) 1/8/08-3/14/10	3 Games Twice
SHUTOUTS BY KINGS	8	4	4
LAST TIME	3/30/10 (2-0)	10/23/07 (6-0)	3/30/10 (2-0)
SHUTOUTS OF KINGS	4	1	3
LAST TIME	2/7/13 (0-3)	1/8/08 (0-7)	2/7/13 (0-3)
MOST GOALS	6	6	6
	Six Times	Four Times	Twice
MOST GOALS AGAINST	7	7	7
	Three Times	Twice	12/23/06 (0-7)

\*Active Streak

THE OPPONENTS



LOS ANGELES KINGS

1.888.KINGS.LA | LAKINGS.COM

334

# New Jersey DEVILS

Feb. 14 — Kings @ New Jersey  
Mar. 12 — Kings vs. New Jersey

25 Lafayette St.  
Newark, NJ 07102  
(973) 757-6100

Owners: Joshua Harris and David Blitzer  
General Manager: Ray Shero  
Head Coach: John Hynes

Arena: Prudential Center  
Capacity: 16,592  
Entered NHL: 1974-75 (Kansas City)

Media Contact: Pete Albietz

## ALL-TIME RECORD vs. NEW JERSEY (53-30-11-3) (Kansas City Scouts, 1974-76; Colorado Rockies, 1976-82)

TOTAL												HOME												AWAY												TOTAL												HOME												AWAY											
Year	W	L	T	OT	W	L	T	OT	W	L	T	OT	Year	W	L	T	OT	W	L	T	OT	W	L	T	OT	Year	W	L	T	OT	W	L	T	OT	W	L	T	OT																																	
1974-75	3	1	0	—	2	0	0	—	1	1	0	—	1995-96	0	2	0	—	0	1	0	—	0	1	0	—	1997-98	2	0	0	—	1	0	0	—	1	0	0	—																																	
1975-76	4	0	0	—	2	0	0	—	2	0	0	—	1996-97	0	2	0	—	0	1	0	—	0	1	0	—	1998-99	1	1	0	—	0	1	0	—	1	0	0	—																																	
1976-77	2	0	2	—	1	0	1	—	1	0	1	—	1997-98	2	0	0	—	1	0	0	—	1	0	0	—	1999-00	0	1	0	0	0	0	0	0	0	1	0	0																																	
1977-78	2	1	1	—	2	0	0	—	0	1	1	—	1998-99	1	1	0	—	0	1	0	—	1	0	0	—	2000-01	1	1	0	0	0	1	0	0	1	0	0																																		
1978-79	2	0	2	—	1	0	1	—	1	0	1	—	1999-00	0	1	0	0	0	0	0	0	0	0	0	0	2001-02	1	0	0	0	0	0	0	0	1	0	0																																		
1979-80	4	0	0	—	2	0	0	—	2	0	0	—	2000-01	1	1	0	0	0	0	1	0	0	0	0	0	2002-03	1	0	0	0	1	0	0	0	0	0	0																																		
1980-81	3	0	1	—	1	0	1	—	2	0	0	—	2001-02	1	0	0	0	0	0	0	0	0	0	0	0	2003-04	0	1	0	1	0	1	0	0	0	0	1																																		
1981-82	4	2	2	—	3	0	1	—	1	2	1	—	2002-03	1	0	0	0	1	0	0	0	0	0	0	0	2005-06	—	—	—	—	—	—	—	—	—	—	—																																		
1982-83	2	1	0	—	2	0	0	—	0	1	0	—	2003-04	0	1	0	1	0	1	0	0	0	0	0	0	2006-07	1	0	—	0	1	0	—	0	0	0	—																																		
1983-84	1	2	0	—	1	0	0	—	0	2	0	—	2005-06	—	—	—	—	—	—	—	—	—	—	—	2007-08	0	1	—	0	0	0	—	0	0	1	—																																			
1984-85	3	0	0	—	2	0	0	—	1	0	0	—	2006-07	1	0	—	0	1	0	—	0	0	0	—	2008-09	1	1	—	0	0	1	—	0	1	0	—																																			
1985-86	1	2	0	—	0	1	0	—	1	1	0	—	2007-08	0	1	—	0	0	0	—	0	0	0	—	2009-10	1	0	—	0	0	0	—	0	1	0	—																																			
1986-87	2	1	0	—	2	0	0	—	0	1	0	—	2008-09	1	1	—	0	0	1	—	0	1	0	—	2010-11	1	0	—	0	0	1	—	0	0	0	—																																			
1987-88	1	1	1	—	0	0	1	—	1	1	0	—	2009-10	1	0	—	0	0	0	—	0	0	0	—	2011-12	0	1	—	1	0	1	—	0	0	0	—																																			
1988-89	1	0	2	—	1	0	1	—	0	0	1	—	2010-11	1	0	—	0	1	0	—	0	0	0	—	2012-13	—	—	—	—	—	—	—	—	—	—	—																																			
1989-90	1	2	0	—	1	0	0	—	0	2	0	—	2011-12	0	1	—	1	0	1	—	0	0	0	—	2013-14	1	0	—	1	0	0	—	1	1	0	—																																			
1990-91	2	1	0	—	1	1	0	—	1	0	0	—	2012-13	—	—	—	—	—	—	—	—	—	—	—	2014-15	1	1	—	0	0	1	—	0	1	0	—																																			
1991-92	0	3	0	—	0	1	0	—	0	2	0	—	2013-14	1	0	—	1	0	0	—	1	1	0	—	TOTALS	53	30	11	3	30	11	6	1	23	19	5	2																																		
1992-93	1	1	0	—	1	0	0	—	0	1	0	—	2014-15	1	1	—	0	0	1	—	0	1	0	—																																															
1993-94	2	0	0	—	1	0	0	—	1	0	0	—	TOTALS	53	30	11	3	30	11	6	1	23	19	5	2																																														
1994-95	—	—	—	—	—	—	—	—	—	—	—	—																																																											

## KINGS FAST FACTS

	OVERALL	AT HOME	ON ROAD
LAST 10 GAMES	5-3-2	3-6-1	6-2-2
LAST WIN	3/23/15 (3-1)	10/30/10 (3-1)	3/23/15 (3-1)
LAST LOSS	1/14/15 (3-5)	1/14/15 (3-5)	10/13/11 (1-2 SO)
LAST OT GAME	11/21/13 (1-2 OT)	11/21/13 (1-2 OT)	10/13/11 (1-2 SO)
LONGEST WIN STREAK	7 Games 10/23/79-3/6/81	6 Games 3/27/82-1/29/85	5 Games 2/4/79-3/6/81
LONGEST POINT STREAK	14 Games (11-0-3) 3/2/78-10/15/81	23 Games (19-0-4) 10/19/74-1/19/85	6 Games (5-0-1) 12/19/78-3/6/81
LONGEST LOSING STREAK	4 Games Twice	3 Games* (0-2-1) 10/25-11-Present	3 Games Twice
LONGEST WINLESS STREAK	4 Games Twice	3 Games* (0-2-1) 10/25-11-Present	3 Games Three Times
SHUTOUTS BY KINGS	7	2	5
LAST TIME	11/15/13 (2-0)	11/24/82 (3-0)	11/15/13 (2-0)
SHUTOUTS OF KINGS	2	2	Never
LAST TIME	10/25/11 (0-3)	10/25/11 (0-3)	
MOST GOALS	10	10	8
	10/15/81 (10-2)	10/15/81 (10-2)	Twice
MOST GOALS AGAINST	7	6	7
	Three Times	Three Times	Three Times

\*Active Streak

# New York ISLANDERS

Nov. 12 — Kings vs. NY Islanders  
Feb. 11 — Kings @ NY Islanders

620 Atlantic Ave.  
Brooklyn, NY 11217  
(516) 501-6700

Owner/Governor: Charles B. Wang  
General Manager/Alternative Governor: Garth Snow  
Head Coach: Jack Capuano

Arena: Barclays Center  
Capacity: 15,795  
Entered NHL: 1972-73

Media Contact: Kimber Auerbach

## ALL-TIME RECORD vs. NEW YORK ISLANDERS (45-42-12-2)

Year	TOTAL				HOME				AWAY				Year	TOTAL				HOME				AWAY			
	W	L	T	OT	W	L	T	OT	W	L	T	OT		W	L	T	OT	W	L	T	OT	W	L	T	OT
1972-73	4	1	0	—	2	0	0	—	2	1	0	—	1994-95	—	—	—	—	—	—	—	—	—	—	—	—
1973-74	3	1	1	—	2	1	0	—	1	0	1	—	1995-96	1	1	0	—	1	0	0	—	0	1	0	—
1974-75	0	1	3	—	0	0	2	—	0	1	1	—	1996-97	1	1	0	—	1	0	0	—	0	1	0	—
1975-76	1	2	1	—	1	0	1	—	0	2	0	—	1997-98	1	1	0	—	1	0	0	—	0	1	0	—
1976-77	2	2	0	—	1	1	0	—	1	1	0	—	1998-99	0	2	0	—	0	1	0	—	0	1	0	—
1977-78	0	2	2	—	0	1	1	—	0	1	1	—	1999-00	1	0	0	0	1	0	0	0	0	0	0	0
1978-79	0	2	2	—	0	1	1	—	0	1	1	—	2000-01	2	0	0	0	1	0	0	0	1	0	0	0
1979-80	1	2	1	—	1	0	1	—	0	2	0	—	2001-02	1	1	0	0	0	1	0	0	1	0	0	0
1980-81	2	2	0	—	1	1	0	—	1	1	0	—	2002-03	0	1	0	0	0	1	0	0	0	0	0	0
1981-82	2	1	0	—	1	1	0	—	1	0	0	—	2003-04	0	0	1	0	0	0	0	0	0	0	1	0
1982-83	0	3	0	—	0	1	0	—	0	2	0	—	2005-06	—	—	—	—	—	—	—	—	—	—	—	
1983-84	0	2	1	—	0	1	1	—	0	1	0	—	2006-07	1	0	—	0	1	0	—	0	0	0	—	0
1984-85	1	2	0	—	1	0	0	—	0	2	0	—	2007-08	1	0	—	0	0	0	—	0	1	0	—	0
1985-86	1	2	0	—	0	2	0	—	1	0	0	—	2008-09	1	0	—	0	0	0	—	0	1	0	—	0
1986-87	2	1	0	—	1	0	0	—	1	1	0	—	2009-10	2	0	—	0	1	0	—	0	1	0	—	0
1987-88	0	3	0	—	0	2	0	—	0	1	0	—	2010-11	1	1	—	0	1	0	—	0	0	1	—	0
1988-89	2	1	0	—	1	0	0	—	1	1	0	—	2011-12	0	0	—	1	0	0	—	0	0	0	—	1
1989-90	1	2	0	—	1	1	0	—	0	1	0	—	2012-13	—	—	—	—	—	—	—	—	—	—	—	
1990-91	3	0	0	—	1	0	0	—	2	0	0	—	2013-14	2	0	—	0	1	0	—	0	1	0	—	0
1991-92	1	1	0	—	0	1	0	—	1	0	0	—	2014-15	1	0	—	1	0	0	—	1	1	0	—	0
1992-93	2	0	0	—	1	0	0	—	1	0	0	—	TOTALS	45	42	12	2	25	17	7	1	20	25	5	1
1993-94	1	1	0	—	1	0	0	—	0	1	0	—													

## KINGS FAST FACTS

	OVERALL	AT HOME	ON ROAD
LAST 10 GAMES	7-1-2	6-2-2	7-1-2 (1 Tie)
LAST WIN	3/26/15 (3-2)	12/7/13 (3-0)	3/26/15 (3-2)
LAST LOSS	11/6/14 (1-2 SO)	11/6/14 (1-2 SO)	2/11/12 (1-2 OT)
LAST OT GAME	11/6/14 (1-2 SO)	11/6/14 (1-2 SO)	2/11/12 (1-2 OT)
LONGEST WIN STREAK	6 Games 10/10/06-11/13/10	5 Games 3/18/93-10/21/97	4 Games 10/30/90-10/27/92
LONGEST POINT STREAK	7 Games (6-0-1) 11/4/72-1/8/74	5 Games* Three Times	6 Games (5-0-1, 1 tie) 11/5/00-10/12/09
LONGEST LOSING STREAK	4 Games 10/26/82-10/11/83	2 Games Four Times	5 Games Twice
LONGEST WINLESS STREAK	11 Games (0-6-5) 10/18/77-2/7/80	5 Games (0-2-3) 10/26/77-11/24/79	7 Games (0-5-2) 2/8/76-2/7/80
SHUTOUTS BY KINGS	8	5	3
LAST TIME	12/7/13 (3-0)	12/7/13 (3-0)	1/5/02 (3-0)
SHUTOUTS OF KINGS	7	Never	7
LAST TIME	2/19/11 (0-3)		2/19/11 (0-3)
MOST GOALS	9	9	9
	Three Times	Twice	10/20/81 (9-6)
MOST GOALS AGAINST	8	8	8
	Three Times	2/19/79 (3-8)	Twice

\*Active Streak

# New York RANGERS

Feb. 12 — Kings @ NY Rangers  
Mar. 17 — Kings vs. NY Rangers

Two Pennsylvania Plaza, 14th Floor  
New York, NY 10121  
(212) 465-6486

Arena: Madison Square Garden  
Capacity: 18,006  
Entered NHL: 1926-27

Executive Chairman: James L. Dolan  
President/Alternate Governor: Glen Sather  
Head Coach: Alain Vigneault

Media Contact: John Rosasco

## ALL-TIME RECORD vs. NEW YORK RANGERS (46-64-16-3)

Year	TOTAL				HOME				AWAY				Year	TOTAL				HOME				AWAY			
	W	L	T	OT	W	L	T	OT	W	L	T	OT		W	L	T	OT	W	L	T	OT	W	L	T	OT
1967-68	2	2	0	—	1	1	0	—	1	1	0	—	1991-92	1	2	0	—	1	1	0	—	0	1	0	—
1968-69	3	3	0	—	3	0	0	—	0	3	0	—	1992-93	0	2	0	—	0	1	0	—	0	1	0	—
1969-70	1	4	1	—	1	2	0	—	0	2	1	—	1993-94	0	2	0	—	0	1	0	—	0	1	0	—
1970-71	0	4	2	—	0	2	1	—	0	2	1	—	1994-95	—	—	—	—	—	—	—	—	—	—	—	—
1971-72	0	6	0	—	0	3	0	—	0	3	0	—	1995-96	1	1	0	—	1	0	0	—	0	1	0	—
1972-73	0	3	2	—	0	1	2	—	0	2	0	—	1996-97	0	2	0	—	0	1	0	—	0	1	0	—
1973-74	1	2	2	—	1	1	0	—	0	1	2	—	1997-98	1	0	1	—	1	0	0	—	0	0	1	—
1974-75	1	1	2	—	1	0	1	—	0	1	1	—	1998-99	0	1	0	—	0	1	0	—	0	0	0	—
1975-76	4	0	0	—	2	0	0	—	2	0	0	—	1999-00	1	1	0	—	1	0	0	—	0	1	0	—
1976-77	3	0	1	—	1	0	1	—	2	0	0	—	2000-01	0	1	1	0	0	0	1	0	0	1	0	0
1977-78	3	1	0	—	1	1	0	—	2	0	0	—	2001-02	1	1	0	0	0	1	0	0	1	0	0	0
1978-79	1	3	0	—	1	1	0	—	0	2	0	—	2002-03	1	0	0	0	0	0	0	0	1	0	0	0
1979-80	1	3	0	—	1	1	0	—	0	2	0	—	2003-04	0	0	0	1	0	0	0	1	0	0	0	0
1980-81	3	1	0	—	1	1	0	—	2	0	0	—	2005-06	—	—	—	—	—	—	—	—	—	—	—	—
1981-82	1	2	0	—	0	2	0	—	1	0	0	—	2006-07	1	0	—	0	1	0	—	0	0	0	—	0
1982-83	1	1	1	—	0	0	1	—	1	1	0	—	2007-08	1	0	—	0	0	0	—	0	1	0	—	0
1983-84	0	1	2	—	0	0	2	—	0	1	0	—	2008-09	0	0	—	1	0	0	—	1	0	0	—	0
1984-85	2	1	0	—	1	0	0	—	1	1	0	—	2009-10	1	1	—	0	1	0	—	0	0	1	—	0
1985-86	1	2	0	—	1	1	0	—	0	1	0	—	2010-11	0	0	—	1	0	0	—	0	0	0	—	1
1986-87	0	2	1	—	0	0	1	—	0	2	0	—	2011-12	1	0	—	0	1	0	—	0	0	0	—	0
1987-88	3	0	0	—	2	0	0	—	1	0	0	—	2012-13	—	—	—	—	—	—	—	—	—	—	—	—
1988-89	1	2	0	—	0	1	0	—	1	1	0	—	2013-14	1	1	—	0	0	1	—	0	1	0	—	0
1989-90	2	1	0	—	1	1	0	—	1	0	0	—	2014-15	1	1	—	0	0	1	—	0	1	0	—	0
1990-91	0	3	0	—	0	1	0	—	0	2	0	—	TOTALS	46	64	16	3	26	28	10	2	20	36	6	1

## KINGS FAST FACTS

	OVERALL	AT HOME	ON ROAD
LAST 10 GAMES	5-3-2	4-3-3 (1 Tie)	5-3-2 (1 Tie)
LAST WIN	3/24/15 (4-2)	10/7/11 (3-2 OT)	3/24/15 (4-2)
LAST LOSS	1/8/15 (3-4)	1/8/15 (3-4)	2/17/11 (3-4 SO)
LAST OT GAME	10/7/11 (3-2 OT)	10/7/11 (3-2 OT)	2/17/11 (3-4 SO)
LONGEST WIN STREAK	6 Games 1/28/75-10/20/76	4 Games 1/19/68-2/13/69	6 Games 10/12/75-1/29/78
LONGEST POINT STREAK	11 Games (10-0-1) 1/28/75-11/5/77	7 Games (5-0-2) 11/9/74-11/5/77	6 Games (6-0-0) 10/12/75-1/29/78
LONGEST LOSING STREAK	8 Games (0-8-0) 3/7/71-11/12/72	3 Games (0-7-3) Four Times	7 Games (0-7-0) 10/31/90-12/18/96
LONGEST WINLESS STREAK	20 Games (0-15-5) 2/8/70-10/14/73	10 Games (0-7-3) 2/11/70-2/21/73	19 Games (0-14-5) 10/20/68-1/26/75
SHUTOUTS BY KINGS	5	3	2
LAST TIME	11/17/13 (1-0)	12/2/89 (6-0)	11/17/13 (1-0)
SHUTOUTS OF KINGS	7	1	6
LAST TIME	12/18/96 (0-4)	1/18/78 (0-3)	12/18/96 (0-4)
MOST GOALS	7	7	7
	Twice	2/5/85 (7-5)	12/13/78 (7-8)
MOST GOALS AGAINST	9	8	9
	10/31/90 (4-9)	1/23/93 (3-8)	10/31/90 (4-9)

\*Active Streak

# Ottawa SENATORS

Dec. 14 — Kings @ Ottawa  
Jan. 16 — Kings vs. Ottawa

1000 Palladium Dr.  
Ottawa, Ontario K2V 1A5  
(613) 599-0250

Arena: Canadian Tire Centre  
Capacity: 18,533  
Entered NHL: 1992-93

Owner/Governor/Chairman: Eugene Melnyk  
Executive VP/General Manager/ Alt. Governor: Bryan Murray  
Head Coach: Dave Cameron

Media Contact: Brian Morris

## ALL-TIME RECORD vs. OTTAWA (19-8-2-0)

Year	TOTAL				HOME				AWAY			
	W	L	T	OT	W	L	T	OT	W	L	T	OT
1992-93	2	0	0	—	1	0	0	—	1	0	0	—
1993-94	1	1	0	—	1	0	0	—	0	1	0	—
1994-95	—	—	—	—	—	—	—	—	—	—	—	—
1995-96	1	1	0	—	1	0	0	—	0	1	0	—
1996-97	1	0	1	—	1	0	0	—	0	0	1	—
1997-98	1	1	0	—	1	0	0	—	0	1	0	—
1998-99	1	1	0	—	1	0	0	—	0	1	0	—
1999-00	0	1	0	0	0	1	0	0	0	0	0	0
2000-01	1	0	0	0	0	0	0	0	1	0	0	0
2001-02	1	0	1	0	0	0	1	0	1	0	0	0
2002-03	2	0	0	0	1	0	0	0	1	0	0	0
2003-04	1	0	0	0	1	0	0	0	0	0	0	0
2005-06	0	1	—	0	0	0	—	0	0	1	—	0
2006-07	—	—	—	—	—	—	—	—	—	—	—	—
2007-08	1	0	—	0	1	0	—	0	0	0	—	0
2008-09	1	0	—	0	0	0	—	0	1	0	—	0
2009-10	1	0	—	0	1	0	—	0	0	0	—	0
2010-11	0	1	—	0	0	0	—	0	0	1	—	0
2011-12	1	0	—	0	1	0	—	0	0	0	—	0
2012-13	—	—	—	—	—	—	—	—	—	—	—	—
2013-14	2	0	—	0	1	0	—	0	1	0	—	0
2014-15	1	1	—	0	0	1	—	0	1	0	—	0
TOTALS	19	8	2	0	12	2	1	0	7	6	1	0

## KINGS FAST FACTS

	OVERALL	AT HOME	ON ROAD
LAST 10 GAMES	7-3-0	7-2-1 (1 Tie)	6-4-0
LAST WIN	12/11/14 (5-3)	10/9/13 (4-3 OT)	12/11/14 (5-3)
LAST LOSS	2/26/15 (0-1)	2/26/15 (0-1)	11/22/10 (2-3)
LAST OT GAME	10/9/13 (4-3 OT)	10/9/13 (4-3 OT)	1/16/01 (7-6 OT)
LONGEST WIN STREAK	4 Games 1/23/12-12/11/14	6 Games Twice	3 Games 1/16/01-11/8/02
LONGEST POINT STREAK	6 Games (5-0-1) 1/16/01-10/15/03	7 Games (6-0-1, 1 Tie) 3/4/02-10/9/13	3 Games (3-0-0) 1/16/01-11/8/02
LONGEST LOSING STREAK	2 Games (0-2-0) 12/4/97-12/3/98	Never	2 Games (0-2-0) 12/4/97-12/3/98
LONGEST WINLESS STREAK	2 Games 12/4/97-12/3/98	2 Games (0-1-1) 1/11/00-3/4/02	5 Games (0-4-1) 12/13/93-12/3/98
SHUTOUTS BY KINGS	5	4	1
LAST TIME	2/3/09 (1-0)	3/6/08 (2-0)	2/3/09 (1-0)
SHUTOUTS OF KINGS	1	1	Never
LAST TIME	2/26/15 (0-1)	2/26/15 (0-1)	
MOST GOALS	8	8	7
	3/4/93 (8-6)	3/4/93 (8-6)	1/16/01 (7-6 OT)
MOST GOALS AGAINST	6	6	6
	Twice	3/4/93 (8-6)	1/16/01 (7-6 OT)

\*Active Streak

# Philadelphia FLYERS

3601 S. Broad Street  
Philadelphia, PA 19148  
(215) 465-4500

Arena: Wells Fargo Center  
Capacity: 19,537  
Entered NHL: 1967-68

Chairman: Ed Snider  
General Manager: Ron Hextall  
Head Coach: Dave Hakstol

Media Contact: Zack Hill

Nov. 17 — Kings @ Philadelphia  
Jan. 2 — Kings vs. Philadelphia

# Pittsburgh PENGUINS

1001 Fifth Avenue  
Pittsburgh, PA 15219  
(412) 642-1300

Arena: CONSOL Energy Center  
Capacity: 18,387  
Entered NHL: 1967-68

Co-Owner/Chairman: Mario Lemieux  
Executive Vice President/General Manager: Jim Rutherford  
Head Coach: Mike Johnston

Media Contact: Jennifer Bullano

Dec. 5 — Kings vs. Pittsburgh  
Dec. 11 — Kings @ Pittsburgh

## ALL-TIME RECORD vs. PHILADELPHIA (41-83-15-2)

Year	TOTAL				HOME				AWAY				Year	TOTAL				HOME				AWAY			
	W	L	T	OT	W	L	T	OT	W	L	T	OT		W	L	T	OT	W	L	T	OT	W	L	T	OT
1967-68	5	4	1	-	3	2	0	-	2	2	1	-	1991-92	2	1	0	-	2	0	0	-	0	1	0	-
1968-69	3	4	1	-	2	1	1	-	1	3	0	-	1992-93	1	1	0	-	0	1	0	-	1	0	0	-
1969-70	2	5	1	-	2	2	0	-	0	3	1	-	1993-94	0	2	0	-	0	1	0	-	0	1	0	-
1970-71	1	2	3	-	0	1	2	-	1	1	1	-	1994-95	-	-	-	-	-	-	-	-	-	-	-	-
1971-72	2	3	1	-	1	2	0	-	1	1	1	-	1995-96	0	1	1	-	0	0	1	-	0	1	0	-
1972-73	4	2	0	-	2	1	0	-	2	1	0	-	1996-97	1	1	0	-	1	0	0	-	0	1	0	-
1973-74	2	2	1	-	1	1	1	-	1	1	0	-	1997-98	1	1	0	-	1	0	0	-	0	1	0	-
1974-75	1	2	1	-	0	1	1	-	1	1	0	-	1998-99	1	1	0	-	1	0	0	-	0	1	0	-
1975-76	0	2	2	-	0	1	1	-	0	1	1	-	1999-00	1	1	0	-	0	1	0	-	1	0	0	-
1976-77	0	4	0	-	0	2	0	-	0	2	0	-	2000-01	0	1	0	-	0	0	0	-	0	1	0	-
1977-78	0	3	1	-	0	2	0	-	0	1	1	-	2001-02	0	1	0	-	0	1	0	-	0	0	0	-
1978-79	0	4	0	-	0	2	0	-	0	2	0	-	2002-03	0	2	0	-	0	1	0	-	0	1	0	-
1979-80	0	4	0	-	0	2	0	-	0	2	0	-	2003-04	1	0	0	-	1	0	0	-	0	0	0	-
1980-81	0	4	0	-	0	2	0	-	0	2	0	-	2005-06	-	-	-	-	-	-	-	-	-	-	-	-
1981-82	0	2	1	-	0	0	1	-	0	2	0	-	2006-07	0	1	-	-	0	1	-	-	0	0	-	-
1982-83	1	2	0	-	0	2	0	-	1	0	0	-	2007-08	0	0	-	-	0	0	-	-	0	0	-	-
1983-84	1	2	0	-	0	1	0	-	1	1	0	-	2008-09	1	1	-	-	0	1	-	-	0	0	-	-
1984-85	1	1	1	-	1	1	0	-	0	0	1	-	2009-10	0	1	-	-	0	1	-	-	0	0	-	-
1985-86	0	3	0	-	0	1	0	-	0	2	0	-	2010-11	1	1	-	-	0	1	-	-	0	1	-	-
1986-87	2	1	0	-	1	1	0	-	1	0	0	-	2011-12	1	0	-	-	0	0	-	-	0	1	-	-
1987-88	0	3	0	-	0	1	0	-	0	2	0	-	2012-13	-	-	-	-	-	-	-	-	-	-	-	-
1988-89	2	1	0	-	1	1	0	-	1	0	0	-	2013-14	1	1	-	-	0	1	-	-	0	1	-	-
1989-90	0	3	0	-	0	1	0	-	0	2	0	-	2014-15	0	1	-	-	0	1	-	-	0	0	-	-
1990-91	2	1	0	-	1	1	0	-	1	0	0	-	TOTALS	41	83	15	2	22	42	8	0	19	41	7	2

## KINGS FAST FACTS

	OVERALL	AT HOME	ON ROAD
LAST 10 GAMES	4-5-1	2-8-0	4-4-2
LAST WIN	3/24/14 (3-2)	1/3/09 (2-1 SO)	3/24/14 (3-2)
LAST LOSS	12/6/14 (1-2)	12/6/14 (1-2)	10/28/14 (2-3 OT)
LAST OT GAME	10/28/14 (2-3 OT)	1/3/09 (2-1 SO)	10/28/14 (2-3 OT)
LONGEST WIN STREAK	6 Games 12/30/72-11/8/73	4 Games 2/16/68-12/4/68	3 Games Twice
LONGEST POINT STREAK	6 Games Twice	4 Games (4-0-0) 2/16/68-12/4/68	4 Games* (3-0-1) 2/13/11-Present
LONGEST LOSING STREAK	14 Games 4/1/78-1/5/82	10 Games 12/30/76-2/21/81	8 Games 1/7/79-2/14/82
LONGEST WINLESS STREAK	32 Games (0-27-5) 10/22/74-2/5/83	21 Games (0-17-4) 12/30/76-2/21/81	15 Games (0-13-2) 3/6/75-2/14/82
SHUTOUTS BY KINGS	8	3	5
LAST TIME	2/13/11 (1-0)	10/21/03 (4-0)	2/13/11 (1-0)
SHUTOUTS OF KINGS	19	8	11
LAST TIME	2/1/14 (0-2)	2/1/14 (0-2)	2/25/09 (0-2)
MOST GOALS	7	7	7
	Five Times	Three Times	Twice
MOST GOALS AGAINST	10	10	9
	12/29/92 (2-10)	12/29/92 (2-10)	Twice

\*Active Streak

## ALL-TIME RECORD vs. PITTSBURGH (71-59-18-4)

Year	TOTAL				HOME				AWAY				Year	TOTAL				HOME				AWAY			
	W	L	T	OT	W	L	T	OT	W	L	T	OT		W	L	T	OT	W	L	T	OT	W	L	T	OT
1967-68	6	4	0	-	4	1	0	-	2	3	0	-	1991-92	3	0	0	-	1	0	0	-	2	0	0	-
1968-69	5	2	1	-	3	1	0	-	2	1	1	-	1992-93	1	1	0	-	1	0	0	-	0	1	0	-
1969-70	2	6	0	-	2	2	0	-	0	4	0	-	1993-94	1	1	0	-	1	0	0	-	0	1	0	-
1970-71	4	2	0	-	3	0	0	-	1	2	0	-	1994-95	-	-	-	-	-	-	-	-	-	-	-	-
1971-72	1	4	1	-	1	1	1	-	0	3	0	-	1995-96	2	0	0	-	1	0	0	-	1	0	0	-
1972-73	2	4	0	-	2	1	0	-	0	3	0	-	1996-97	0	2	0	-	0	1	0	-	0	1	0	-
1973-74	4	1	0	-	2	0	0	-	2	1	0	-	1997-98	0	1	1	-	0	1	0	-	0	0	1	-
1974-75	3	1	2	-	2	1	0	-	1	0	2	-	1998-99	1	1	0	-	0	1	0	-	1	0	0	-
1975-76	1	5	0	-	1	2	0	-	0	3	0	-	1999-00	2	0	0	-	1	0	0	-	1	0	0	-
1976-77	3	2	1	-	1	1	1	-	2	1	0	-	2000-01	0	0	1	-	0	0	0	-	0	0	1	-
1977-78	3	0	3	-	2	0	1	-	1	0	2	-	2001-02	2	0	0	-	1	0	0	-	1	0	0	-
1978-79	3	4	1	-	1	2	1	-	2	2	0	-	2002-03	2	0	0	-	1	0	0	-	1	0	0	-
1979-80	1	1	2	-	0	0	2	-	1	1	0	-	2003-04	1	0	0	-	0	0	0	-	1	0	0	-
1980-81	0	2	2	-	0	0	2	-	0	2	0	-	2005-06	-	-	-	-	-	-	-	-	-	-	-	-
1981-82	1	1	1	-	1	0	0	-	0	1	1	-	2006-07	0	0	-	-	1	0	-	-	1	0	-	-
1982-83	1	2	0	-	1	1	0	-	0	1	0	-	2007-08	0	1	-	-	0	0	-	-	0	1	-	-
1983-84	2	1	0	-	1	0	0	-	1	1	0	-	2008-09	0	1	-	-	0	0	-	-	0	0	-	-
1984-85	3	0	0	-	2	0	0	-	1	0	0	-	2009-10	1	0	-	-	0	1	-	-	0	0	-	-
1985-86	1	2	0	-	1	0	0	-	0	2	0	-	2010-11	0	0	-	-	1	0	-	-	0	0	-	-
1986-87	2	1	0	-	2	0	0	-	0	1	0	-	2011-12	0	0	-	-	1	0	-	-	1	0	-	-
1987-88	0	1	2	-	0	1	0	-	0	0	2	-	2012-13	-	-	-	-	-	-	-	-	-	-	-	-
1988-89	2	1	0	-	2	0	0	-	0	1	0	-	2013-14	1	1	-	-	0	1	-	-	0	1	-	-
1989-90	2	1	0	-	1	0	0	-	1	1	0	-	2014-15	0	1	-	-	0	0	-	-	1	0	-	-
1990-91	2	1	0	-	2	0	0	-	0	1	0	-	TOTALS	71	59	18	4	45	18	8	3	26	41	10	1

## KINGS FAST FACTS

	OVERALL	AT HOME	ON ROAD
LAST 10 GAMES	2-4-4	3-4-3	5-3-2 (1 Tie)
LAST WIN	3/27/14 (3-2)	11/5/09 (5-2)	3/27/14 (3-2)
LAST LOSS	3/7/15 (0-1 OT)	3/7/15 (0-1 OT)	10/30/14 (0-3)
LAST OT GAME	3/7/15 (0-1 OT)	3/7/15 (0-1 OT)	2/10/11 (1-2 OT)
LONGEST WIN STREAK	5 Games Twice	9 Games 11/12/88-11/11/95	3 Games 2/27/02-10/10/03
LONGEST POINT STREAK	8 Games Twice	9 Games (9-0-0) 11/12/88-11/11/95	7 Games (5-0-2) 10/1/97-10/10/03
LONGEST LOSING STREAK	6 Games 11/15/69-2/26/70	3 Games* (0-1-2) Twice	7 Games 1/13/71-1/31/73
LONGEST WINLESS STREAK	9 Games (0-4-5) 11/15/79-2/13/82	5 Games (0-0-5) 3/14/79-3/19/81	7 Games (0-7-0) 1/13/71-1/31/73
SHUTOUTS BY KINGS	14	7	7
LAST TIME	10/10/03 (3-0)	12/17/86 (3-0)	10/10/03 (3-0)
SHUTOUTS OF KINGS	5	2	3
LAST TIME	3/7/15 (0-1 OT)	3/7/15 (0-1 OT)	10/30/14 (0-3)
MOST GOALS	10	10	8
	1/21/87 (10-5)	1/21/87 (10-5)	10/31/89 (8-4)
MOST GOALS AGAINST	8	7	8
	Twice	Twice	Twice

\*Active Streak



# San Jose SHARKS

525 W. Santa Clara St.  
San Jose, CA 95113  
(408) 287-7070

Arena: SAP Center at San Jose  
Capacity: 17,562  
Entered NHL: 1991-92

Owner: Hasso Plattner  
General Manager: Doug Wilson  
Head Coach: Peter DeBoer

Media Contact: Scott Emmert

Oct. 7 — Kings vs. San Jose  
Oct. 22 — Kings @ San Jose  
Dec. 22 — Kings vs. San Jose  
Jan. 24 — Kings @ San Jose  
Mar. 28 — Kings @ San Jose

## ALL-TIME RECORD vs. SAN JOSE (60-57-7-12)

Year	TOTAL				HOME				AWAY			
	W	L	T	OT	W	L	T	OT	W	L	T	OT
1991-92	5	1	1	—	3	0	1	—	2	1	0	—
1992-93	5	2	0	—	3	0	0	—	2	2	0	—
1993-94	2	2	2	—	2	1	0	—	0	1	2	—
1994-95	1	4	0	—	0	2	0	—	1	2	0	—
1995-96	3	2	1	—	2	1	0	—	1	1	1	—
1996-97	2	3	0	—	2	1	0	—	0	2	0	—
1997-98	3	2	0	—	1	1	0	—	2	1	0	—
1998-99	4	2	0	—	3	0	0	—	1	2	0	—
1999-00	2	2	1	1	2	0	1	0	0	2	0	1
2000-01	2	1	1	1	1	1	1	0	1	0	0	1
2001-02	4	1	0	0	2	0	0	0	2	1	0	0
2002-03	2	3	0	0	2	1	0	0	0	2	0	0
2003-04	0	4	1	1	0	2	1	0	0	2	0	1
2005-06	2	5	—	1	1	2	—	1	1	3	—	0
2006-07	2	6	—	0	1	3	—	0	1	3	—	0
2007-08	4	4	—	0	1	3	—	0	3	1	—	0
2008-09	1	3	—	2	1	1	—	1	0	2	—	1
2009-10	3	2	—	1	1	2	—	0	2	0	—	1
2010-11	3	3	—	0	2	1	—	0	1	2	—	0
2011-12	2	1	—	3	2	0	—	1	0	1	—	2
2012-13	2	1	—	1	2	0	—	0	0	1	—	1
2013-14	3	1	—	1	2	0	—	0	1	1	—	1
2014-15	3	2	—	0	2	1	—	0	1	1	—	0
TOTALS	60	57	7	12	38	23	4	3	22	34	3	9

## KINGS FAST FACTS

	OVERALL	AT HOME	ON ROAD
LAST 10 GAMES	6-3-1	8-1-1	2-4-4
LAST WIN	4/11/15 (4-1)	4/11/15 (4-1)	2/21/15 (2-1)
LAST LOSS	1/21/14 (2-4)	10/8/14 (0-4)	1/21/14 (2-4)
LAST OT GAME	11/27/13 (2-3 SO)	10/30/13 (4-3 OT)	11/27/13 (2-3 SO)
LONGEST WIN STREAK	5 Games 2/6/99-11/27/99	5 Games Twice	3 Games 11/2/07-11/28/07
LONGEST POINT STREAK	5 Games Three Times	9 Games Twice	3 Games Twice
LONGEST LOSING STREAK	5 Games Twice	5 Games 12/12/06-3/18/08	9 Games (0-8-1) 4/13/02-3/13/06
LONGEST WINLESS STREAK	7 Games (0-5-2, 1 Tie) 12/26/03-10/28/05	5 Games (0-5-0) 12/12/06-3/18/08	9 Games (0-8-1) 4/13/02-3/13/06
SHUTOUTS BY KINGS	8	4	4
LAST TIME	1/27/14 (1-0)	11/28/11 (2-0)	1/27/14 (1-0)
SHUTOUTS OF KINGS	13	8	5
LAST TIME	10/8/14 (0-4)	10/8/14 (0-4)	12/26/03 (0-5)
MOST GOALS	11	8	11
	11/8/92 (11-4)	10/16/91 (8-5)	11/8/92 (11-4)
MOST GOALS AGAINST	7	7	7
	Four Times	Twice	Twice

\*Active Streak

# St. Louis BLUES

1401 Clark Avenue  
St. Louis, MO 63103  
(314) 622-2500

Arena: Scottrade Center  
Capacity: 19,150  
Entered NHL: 1967-68

Chairman/Governor: Tom Stillman  
President of Hockey Operations/General Manager: Doug Armstrong  
Head Coach: Ken Hitchcock

Media Contact: Mike Caruso

## ALL-TIME RECORD vs. ST. LOUIS (73-96-22-2)

Year	TOTAL				HOME				AWAY				Year	TOTAL				HOME				AWAY			
	W	L	T	OT	W	L	T	OT	W	L	T	OT		W	L	T	OT	W	L	T	OT	W	L	T	OT
1967-68	4	3	3	—	4	0	1	—	0	3	2	—	1991-92	1	1	1	—	0	0	1	—	1	1	0	—
1968-69	1	6	1	—	1	2	1	—	0	4	0	—	1992-93	2	1	0	—	2	0	0	—	0	1	0	—
1969-70	0	8	0	—	0	4	0	—	0	4	0	—	1993-94	2	2	0	—	2	0	0	—	0	2	0	—
1970-71	2	4	0	—	1	2	0	—	1	2	0	—	1994-95	1	1	2	—	1	0	1	—	0	1	1	—
1971-72	2	4	0	—	1	2	0	—	1	2	0	—	1995-96	1	2	1	—	0	2	0	—	1	0	1	—
1972-73	3	2	0	—	2	1	0	—	1	1	0	—	1996-97	1	3	0	—	1	1	0	—	0	2	0	—
1973-74	3	2	0	—	1	1	0	—	2	1	0	—	1997-98	0	3	1	—	0	2	0	—	0	1	1	—
1974-75	3	0	1	—	1	0	1	—	2	0	0	—	1998-99	0	3	1	—	0	1	1	—	0	2	0	—
1975-76	2	1	1	—	1	0	1	—	1	1	0	—	1999-00	1	2	1	0	0	2	0	0	1	0	1	0
1976-77	2	2	0	—	2	0	0	—	0	2	0	—	2000-01	1	2	1	0	0	1	1	0	1	1	0	0
1977-78	2	2	0	—	1	1	0	—	1	1	0	—	2001-02	2	1	1	0	1	0	1	0	1	1	0	0
1978-79	2	1	1	—	1	0	1	—	1	1	0	—	2002-03	1	2	0	1	1	1	0	0	0	1	0	1
1979-80	1	3	0	—	1	1	0	—	0	2	0	—	2003-04	0	4	0	0	0	2	0	0	0	2	0	0
1980-81	0	2	2	—	0	1	1	—	0	1	1	—	2005-06	4	0	—	0	2	0	—	0	2	0	—	0
1981-82	2	1	0	—	2	0	0	—	0	1	0	—	2006-07	1	3	—	0	1	1	—	0	0	2	—	0
1982-83	1	2	0	—	1	0	0	—	0	2	0	—	2007-08	1	3	—	0	1	1	—	0	0	2	—	0
1983-84	1	1	1	—	1	0	1	—	0	1	0	—	2008-09	3	1	—	0	2	0	—	0	1	1	—	0
1984-85	1	2	0	—	0	1	0	—	1	1	0	—	2009-10	1	2	—	1	0	1	—	1	1	1	—	0
1985-86	1	1	1	—	1	1	0	—	0	0	1	—	2010-11	0	4	—	0	0	2	—	0	0	2	—	0
1986-87	1	1	1	—	0	1	0	—	1	0	1	—	2011-12	3	1	—	0	2	0	—	0	1	1	—	0
1987-88	2	1	0	—	2	0	0	—	0	1	0	—	2012-13	3	0	—	0	1	0	—	0	2	0	—	0
1988-89	1	2	0	—	1	0	0	—	0	2	0	—	2013-14	2	1	—	0	1	0	—	0	1	1	—	0
1989-90	2	1	0	—	1	1	0	—	1	0	0	—	2014-15	2	1	—	0	2	0	—	0	0	1	—	0
1990-91	1	1	1	—	1	0	0	—	0	1	1	—	TOTALS	73	96	22	2	47	36	12	1	26	60	10	1

## KINGS FAST FACTS

	OVERALL	AT HOME	ON ROAD
LAST 10 GAMES	8-2-0	6-3-1	4-6-0
LAST WIN	12/18/14 (6-4)	12/18/14 (6-4)	1/16/14 (4-1)
LAST LOSS	12/16/14 (2-5)	3/17/11 (0-4)	12/16/14 (2-5)
LAST OT GAME	10/16/14 (1-0 SO)	10/16/14 (1-0 SO)	3/11/06 (2-1 SO)
LONGEST WIN STREAK	5 Games Twice	6 Games* 10/18/11-Present	3 Games 2/9/74-4/2/75
LONGEST POINT STREAK	6 Games (5-0-1) 2/9/74-4/2/75	9 Games (7-0-2) 3/24/90-3/20/95	4 Games (2-0-2) 1/26/85-1/17/87
LONGEST LOSING STREAK	11 Games 2/15/69-3/24/70	6 Games 2/22/69-3/24/70	9 Games 10/12/68-10/31/70
LONGEST WINLESS STREAK	11 Games (0-11-0) 3/13/69-3/24/70	10 Games (0-7-3) 3/13/97-12/6/01	14 Games (0-12-2) 10/21/67-10/31/70
SHUTOUTS BY KINGS	11	8	3
LAST TIME	10/16/14 (1-0 SO)	10/16/14 (1-0 SO)	10/24/08 (4-0)
SHUTOUTS OF KINGS	17	8	9
LAST TIME	10/16/14 (1-0 SO)	10/16/14 (1-0 SO)	1/2/14 (0-5)
MOST GOALS	9	9	7
	Twice	Twice	1/26/85 (7-3)
MOST GOALS AGAINST	8	8	7
	12/13/69 (1-8)	12/13/69 (1-8)	Eight Times

\*Active Streak

# Tampa Bay LIGHTNING

Nov. 25 — Kings @ Tampa Bay  
Dec. 6 — Kings vs. Tampa Bay

401 Channelside Drive  
Tampa, FL 33602  
(813) 301-6500

Arena: Amalie Arena  
Capacity: 19,204  
Entered NHL: 1992-93

Owner/Governor/Chairman: Jeff Vinik  
Vice President/General Manager: Steve Yzerman  
Head Coach: Jon Cooper

Media Contact: Brian Breseman

## ALL-TIME RECORD vs. TAMPA BAY (12-16-2-1)

Year	TOTAL				HOME				AWAY			
	W	L	T	OT	W	L	T	OT	W	L	T	OT
1992-93	1	2	0	—	0	2	0	—	1	0	0	—
1993-94	1	1	0	—	0	1	0	—	1	0	0	—
1994-95	—	—	—	—	—	—	—	—	—	—	—	—
1995-96	0	2	0	—	0	1	0	—	0	1	0	—
1996-97	0	2	0	—	0	1	0	—	0	1	0	—
1997-98	2	0	0	—	1	0	0	—	1	0	0	—
1998-99	0	2	0	—	0	1	0	—	0	1	0	—
1999-00	1	0	1	0	0	0	1	0	1	0	0	0
2000-01	0	1	0	0	0	1	0	0	0	0	0	0
2001-02	0	2	0	0	0	1	0	0	0	1	0	0
2002-03	0	1	1	0	0	0	1	0	0	1	0	0
2003-04	1	0	0	0	0	0	0	0	1	0	0	0
2005-06	0	1	—	0	0	1	—	0	0	0	—	0
2006-07	0	0	—	1	0	0	—	0	0	0	—	1
2007-08	—	—	—	—	—	—	—	—	—	—	—	—
2008-09	0	1	—	0	0	1	—	0	0	0	—	0
2009-10	1	0	—	0	0	0	—	0	1	0	—	0
2010-11	1	0	—	0	1	0	—	0	0	0	—	0
2011-12	1	0	—	0	0	0	—	0	1	0	—	0
2012-13	—	—	—	—	—	—	—	—	—	—	—	—
2013-14	1	1	—	0	1	0	—	0	0	1	—	0
2014-15	2	0	—	0	1	0	—	0	1	0	—	0
<b>TOTALS</b>	<b>12</b>	<b>16</b>	<b>2</b>	<b>1</b>	<b>4</b>	<b>10</b>	<b>2</b>	<b>0</b>	<b>8</b>	<b>6</b>	<b>0</b>	<b>1</b>

## KINGS FAST FACTS

	OVERALL	AT HOME	ON ROAD
LAST 10 GAMES	6-3-1	3-5-2 (2 Ties)	5-4-1
LAST WIN	2/16/15 (3-2)	2/16/15 (3-2)	2/7/15 (4-2)
LAST LOSS	10/15/13 (1-5)	1/12/09 (1-3)	10/15/13 (1-5)
LAST OT GAME	11/14/09 (2-1 SO)	3/20/03 (2-2 Tie)	11/14/09 (2-1 SO)
LONGEST WIN STREAK	3 Games* Twice	3 Games* 11/4/10-Present	2 Games Twice
LONGEST POINT STREAK	3 Games* Twice	3 Games* (3-0-0) 11/4/10-Present	4 Games 11/6/03-2/7/12
LONGEST LOSING STREAK	5 Games 12/4/93-12/5/96	5 Games 12/15/92-12/5/96	2 Games Twice
LONGEST WINLESS STREAK	6 Games (0-4-2) 12/4/99-3/20/03	7 Games (0-5-2) 10/30/98-1/12/09	2 Games Twice
SHUTOUTS BY KINGS	2	1	1
LAST TIME	11/4/10 (1-0)	11/4/10 (1-0)	11/6/03 (1-0)
SHUTOUTS OF KINGS	5	2	3
LAST TIME	10/25/01 (0-3)	10/13/01 (0-1)	10/25/01 (0-3)
MOST GOALS	5	5	5
	Four Times	Twice	Twice
MOST GOALS AGAINST	6	6	5
	1/6/93 (3-6)	1/6/93 (3-6)	10/15/13 (1-5)

\*Active Streak

# Toronto MAPLE LEAFS

Dec. 19 — Kings @ Toronto  
Jan. 7 — Kings vs. Toronto

50 Bay Street, Suite 500  
Toronto, Ontario M5J 2L2  
(416) 815-5700

Arena: Air Canada Centre  
Capacity: 18,819  
Entered NHL: 1917-1918

Owner: Maple Leaf Sports and Entertainment  
General Manager: Lou Lamoriello  
Head Coach: Mike Babcock

Media Contact: Steve Keogh

## ALL-TIME RECORD vs. TORONTO (62-58-21-2)

Year	TOTAL				HOME				AWAY				Year	TOTAL				HOME				AWAY			
	W	L	T	OT	W	L	T	OT	W	L	T	OT		W	L	T	OT	W	L	T	OT	W	L	T	OT
1967-68	2	2	0	—	2	0	0	—	0	2	0	—	1991-92	2	0	1	—	1	0	1	—	1	0	0	—
1968-69	3	3	0	—	2	1	0	—	1	2	0	—	1992-93	1	2	1	—	1	1	0	—	0	1	1	—
1969-70	1	3	2	—	1	2	0	—	0	1	2	—	1993-94	1	3	0	—	0	2	0	—	1	1	0	—
1970-71	3	3	0	—	3	0	0	—	0	3	0	—	1994-95	2	1	1	—	0	1	1	—	2	0	0	—
1971-72	1	4	1	—	1	2	0	—	0	2	1	—	1995-96	1	2	1	—	1	1	0	—	0	1	1	—
1972-73	2	3	0	—	1	1	0	—	1	2	0	—	1996-97	3	0	1	—	1	0	1	—	2	0	0	—
1973-74	1	2	2	—	1	1	1	—	0	1	1	—	1997-98	2	2	0	—	1	1	0	—	1	1	0	—
1974-75	4	0	1	—	2	0	0	—	2	0	1	—	1998-99	0	1	0	—	0	0	0	—	0	1	0	—
1975-76	1	3	1	—	1	1	1	—	0	2	0	—	1999-00	0	1	0	0	0	0	0	0	0	1	0	0
1976-77	1	2	2	—	1	0	1	—	0	2	1	—	2000-01	1	0	0	0	0	0	0	0	1	0	0	0
1977-78	3	2	0	—	2	1	0	—	1	1	0	—	2001-02	1	0	0	0	0	0	0	0	1	0	0	0
1978-79	0	4	0	—	0	2	0	—	0	2	0	—	2002-03	0	0	0	1	0	0	0	0	0	0	0	1
1979-80	3	0	1	—	2	0	0	—	1	0	1	—	2003-04	0	0	1	0	0	1	0	0	0	0	0	0
1980-81	3	0	1	—	1	0	1	—	2	0	0	—	2005-06	1	0	—	0	0	0	—	1	0	—	0	—
1981-82	1	2	0	—	0	1	0	—	1	1	0	—	2006-07	—	—	—	—	—	—	—	—	—	—	—	—
1982-83	2	1	0	—	2	0	0	—	0	1	0	—	2007-08	1	0	—	0	1	0	—	0	0	—	0	—
1983-84	0	2	1	—	0	1	0	—	0	1	1	—	2008-09	0	1	—	0	1	—	0	0	0	—	0	—
1984-85	2	1	0	—	1	1	0	—	1	0	0	—	2009-10	1	0	—	0	0	—	0	1	0	—	0	—
1985-86	2	1	0	—	1	0	0	—	1	1	0	—	2010-11	0	1	—	0	0	1	—	0	0	—	0	—
1986-87	1	1	1	—	1	0	1	—	0	1	0	—	2011-12	1	0	—	0	0	—	0	1	0	—	0	—
1987-88	1	1	1	—	1	0	0	—	0	1	1	—	2012-13	—	—	—	—	—	—	—	—	—	—	—	—
1988-89	3	0	0	—	2	0	0	—	1	0	0	—	2013-14	1	1	—	0	0	1	—	0	1	0	—	0
1989-90	1	2	0	—	1	0	0	—	0	2	0	—	2014-15	1	0	—	1	1	0	—	0	0	—	0	—
1990-91	1	1	1	—	0	1	1	—	1	0	0	—	<b>TOTALS</b>	<b>62</b>	<b>58</b>	<b>21</b>	<b>2</b>	<b>36</b>	<b>24</b>	<b>10</b>	<b>0</b>	<b>26</b>	<b>34</b>	<b>11</b>	<b>2</b>

## KINGS FAST FACTS

	OVERALL	AT HOME	ON ROAD
LAST 10 GAMES	6-3-1	4-4-2 (2 Ties)	6-2-2
LAST WIN	1/12/15 (2-0)	1/12/15 (2-0)	12/11/13 (3-1)
LAST LOSS	12/14/14 (3-4 SO)	3/13/14 (2-3)	12/14/14 (3-4 SO)
LAST OT GAME	12/14/14 (3-4 SO)	11/13/03 (4-4 Tie)	12/14/14 (3-4 SO)
LONGEST WIN STREAK	5 Games 2/20/88-10/8/89	4 Games 2/20/88-12/1/90	4 Games 12/6/05-12/11/13
LONGEST POINT STREAK	9 Games (5-0-4) 1/5/74-11/15/75	6 Games (4-0-2) 12/18/85-10/5/89	8 Games* (6-0-2) 1/17/01-Present
LONGEST LOSING STREAK	5 Games Twice	3 Games Twice	4 Games 12/2/70-11/17/71
LONGEST WINLESS STREAK	5 Games Four Times	6 Games (0-5-1) 2/27/93-12/16/95	12 Games (0-9-3) 1/11/69-1/6/73
SHUTOUTS BY KINGS	7	6	1
LAST TIME	1/12/15 (2-0)	1/12/15 (2-0)	3/2/81 (1-0)
SHUTOUTS OF KINGS	5	3	2
LAST TIME	3/27/78 (0-3)	12/10/77 (0-3)	3/27/78 (0-3)
MOST GOALS	9	9	7
	12/1/88 (9-3)	12/1/88 (9-3)	Three Times
MOST GOALS AGAINST	9	9	9
	Twice	11/7/81 (4-9)	3/10/79 (4-9)

\*Active Streak

# Vancouver Canucks

Oct. 13 — Kings vs. Vancouver  
Dec. 1 — Kings vs. Vancouver  
Dec. 28 — Kings @ Vancouver  
Mar. 7 — Kings vs. Vancouver  
Apr. 4 — Kings @ Vancouver

800 Griffiths Way  
Vancouver, British Columbia V6B 6G1  
(604) 899-4600

Chairman/Governor: Francesco Aquilini  
General Manager: Jim Benning  
Head Coach: Willie Desjardins

Arena: Rogers Arena  
Capacity: 18,870  
Entered NHL: 1970-71

Media Contact: Ben Brown

## ALL-TIME RECORD vs. VANCOUVER (103-98-32-4)

	TOTAL				HOME				AWAY					TOTAL				HOME				AWAY				
Year	W	L	T	OT	W	L	T	OT	W	L	T	OT	Year	W	L	T	OT	W	L	T	OT	W	L	T	OT	
1970-71	2	3	1	–	0	2	1	–	2	1	0	–	1993-94	1	5	0	–	1	2	0	–	0	3	0	–	
1971-72	5	0	1	–	3	0	0	–	2	0	1	–	1994-95	0	4	0	–	0	2	0	–	0	2	0	–	
1972-73	3	2	0	–	2	0	0	–	1	2	0	–	1995-96	0	2	3	–	0	1	2	–	0	1	1	–	
1973-74	3	2	0	–	2	1	0	–	1	1	0	–	1996-97	3	1	1	–	2	0	0	–	1	1	1	–	
1974-75	1	1	2	–	1	0	1	–	0	1	1	–	1997-98	3	2	1	–	2	0	1	–	1	2	0	–	
1975-76	3	1	0	–	2	0	0	–	1	1	0	–	1998-99	3	1	0	–	2	0	0	–	1	1	0	–	
1976-77	0	2	2	–	0	1	1	–	0	0	1	–	1999-00	2	0	2	0	1	0	1	0	1	0	1	0	
1977-78	2	1	1	–	2	0	0	–	0	0	1	–	2000-01	3	0	0	1	2	0	0	0	1	0	0	1	
1978-79	3	1	0	–	2	0	0	–	1	1	0	–	2001-02	1	2	1	0	1	0	1	0	0	2	0	0	
1979-80	2	2	0	–	1	1	0	–	1	1	0	–	2002-03	1	2	1	0	0	1	1	0	1	1	0	0	
1980-81	4	0	0	–	2	0	0	–	2	0	0	–	2003-04	0	3	1	0	0	2	0	0	0	1	1	0	
1981-82	3	2	3	–	3	1	0	–	0	0	1	3	–	2005-06	3	1	–	0	2	0	–	0	1	1	–	0
1982-83	3	3	2	–	2	0	2	–	1	3	0	–	2006-07	1	3	–	0	0	2	–	0	1	1	–	0	
1983-84	4	3	1	–	2	1	1	–	2	2	0	–	2007-08	3	0	–	1	1	0	–	1	2	0	–	0	
1984-85	4	2	2	–	2	1	1	–	2	1	1	–	2008-09	1	3	–	0	1	1	–	0	0	2	–	0	
1985-86	1	5	2	–	0	3	1	–	1	2	1	–	2009-10	1	2	–	1	1	0	–	1	0	2	–	0	
1986-87	2	5	1	–	2	2	0	–	0	3	1	–	2010-11	2	2	–	0	1	1	–	0	1	1	–	0	
1987-88	3	4	1	–	2	1	1	–	1	3	0	–	2011-12	2	2	–	0	1	1	–	0	1	1	–	0	
1988-89	4	4	0	–	2	2	0	–	2	2	0	–	2012-13	1	2	–	0	1	1	–	0	0	1	–	0	
1989-90	4	2	2	–	3	1	0	–	1	1	2	–	2013-14	4	1	–	0	3	0	–	0	1	1	–	0	
1990-91	5	3	0	–	3	1	0	–	2	2	0	–	2014-15	3	1	–	1	1	1	–	0	2	0	–	1	
1991-92	2	4	1	–	0	3	1	–	2	1	0	–	TOTALS	103	98	32	4	63	39	16	2	40	59	16	2	
1992-93	2	7	0	–	2	3	0	–	0	4	0	–														

## KINGS FAST FACTS

	OVERALL	AT HOME	ON ROAD
LAST 10 GAMES	7-2-1	6-4-0	5-4-1
LAST WIN	3/14/15 (4-0)	11/8/14 (5-1)	3/14/15 (4-0)
LAST LOSS	4/6/15 (1-2 SO)	3/21/15 (1-4)	4/6/15 (1-2 SO)
LAST OT GAME	4/6/15 (1-2 SO)	1/28/13 (3-2 SO)	4/6/15 (1-2 SO)
LONGEST WIN STREAK	6 Games Twice	5 Games Three Times	3 Games 4/4/71-1/2/72
LONGEST POINT STREAK	10 Games Twice	14 Games (10-0-4) 1/7/97-10/19/02	5 Games (2-0-3) 11/16/80-1/24/82
LONGEST LOSING STREAK	7 Games 1/31/94-3/29/95	3 Games Twice	9 Games 11/16/92-3/29/95
LONGEST WINLESS STREAK	13 Games (0-10-3) 1/31/94-1/2/97	6 Games Twice	12 Games (0-11-1, 1 Tie) 11/16/92-1/2/97
SHUTOUTS BY KINGS	17	12	5
LAST TIME	3/14/15 (4-0)	1/13/14 (1-0)	3/14/15 (4-0)
SHUTOUTS OF KINGS	11	3	8
LAST TIME	3/23/13 (0-1)	3/23/13 (0-1)	3/26/12 (0-1)
MOST GOALS	12	12	10
	11/29/84 (12-1)	11/29/84 (12-1)	10/31/84 (10-3)
MOST GOALS AGAINST	11	8	11
	11/25/86 (5-11)	4/1/87 (3-8)	11/25/86 (5-11)

\*Active Streak

# Washington Capitals

Feb. 16 — Kings @ Washington  
Mar. 9 — Kings vs. Washington

627 F St. NW, Suite 850  
Washington, DC 20004  
(202) 266-2200

Owners: Ted Leonsis and Dick Patrick  
Vice President/General Manager: Brian MacLellan  
Head Coach: Barry Trotz

Arena: Verizon Center  
Capacity: 18,506  
Entered NHL: 1974-75

Media Contact: Sergey Kocharov

## ALL-TIME RECORD vs. WASHINGTON (56-33-13-2)

Year	TOTAL				HOME				AWAY				Year	TOTAL				HOME				AWAY			
	W	L	T	OT	W	L	T	OT	W	L	T	OT		W	L	T	OT	W	L	T	OT	W	L	T	OT
1974-75	5	0	1	—	3	0	0	—	2	0	1	—	1975-76	2	0	0	—	1	0	0	—	1	0	0	—
1975-76	4	1	1	—	3	0	0	—	1	1	1	—	1976-77	1	0	1	—	0	0	1	—	1	0	0	—
1976-77	5	0	1	—	3	0	0	—	2	0	1	—	1977-78	0	1	1	—	0	0	1	—	0	1	0	—
1977-78	4	2	0	—	2	1	0	—	2	1	0	—	1978-79	2	0	0	—	1	0	0	—	1	0	0	—
1978-79	3	4	1	—	2	1	1	—	1	3	0	—	1979-80	1	0	1	—	1	0	0	—	0	0	1	—
1979-80	1	3	0	—	1	1	0	—	0	2	0	—	1980-81	1	1	0	—	1	0	0	—	1	0	0	—
1980-81	2	1	1	—	1	0	1	—	1	1	0	—	1981-82	1	1	1	—	0	0	1	—	0	0	1	—
1981-82	1	1	1	—	1	0	1	—	0	0	1	—	1982-83	2	0	0	—	2	0	0	—	1	0	0	—
1982-83	1	1	1	—	1	0	1	—	1	1	0	—	1983-84	0	3	0	—	0	2	0	—	0	1	0	—
1983-84	0	3	0	—	0	2	0	—	0	1	0	—	1984-85	1	2	0	—	1	0	0	—	0	2	0	—
1984-85	1	2	0	—	1	0	0	—	0	2	0	—	1985-86	1	2	0	—	1	0	0	—	0	0	0	—
1985-86	1	2	0	—	1	0	0	—	1	0	0	—	1986-87	3	0	0	—	1	0	0	—	2	0	0	—
1986-87	3	0	0	—	1	0	0	—	2	0	0	—	1987-88	1	2	0	—	1	1	0	—	0	1	0	—
1987-88	1	2	0	—	1	1	0	—	0	1	0	—	1988-89	1	1	1	—	1	0	1	—	1	0	1	—
1988-89	1	1	1	—	1	0	1	—	1	0	1	—	1989-90	3	0	0	—	2	0	0	—	1	0	0	—
1989-90	3	0	0	—	2	0	0	—	1	0	0	—	1990-91	1	1	1	—	1	0	0	—	0	1	1	—
1990-91	1	1	1	—	1	0	1	—	0	1	1	—	1991-92	1	1	1	—	1	0	1	—	0	1	0	—
1991-92	1	1	1	—	1	0	1	—	0	1	0	—	1992-93	0	2	0	—	0	1	0	—	0	1	0	—
1992-93	0	2	0	—	0	1	0	—	0	1	0	—	1993-94	0	2	0	—	0	1	0	—	0	1	0	—
1993-94	0	2	0	—	0	1	0	—	0	1	0	—	1994-95	—	—	—	—	—	—	—	—	—	—	—	—
1994-95	—	—	—	—	—	—	—	—	—	—	—	—	TOTALS	56	33	13	2	32	14	6	1	24	19	7	1

## KINGS FAST FACTS

	OVERALL	AT HOME	ON ROAD
LAST 10 GAMES	8-1-1	7-2-1	7-1-2 (1 Tie)
LAST WIN	2/14/15 (3-1)	2/14/15 (3-1)	3/15/14 (5-4 SO)
LAST LOSS	2/3/15 (0-4)	12/14/05 (2-3)	2/3/15 (0-4)
LAST OT GAME	3/25/14 (5-4 SO)	3/20/14 (2-1 SO)	3/25/14 (5-4 SO)
LONGEST WIN STREAK	8 Games 12/19/74-11/15/75	10 Games 12/19/74-11/29/77	3 Games Five Times
LONGEST POINT STREAK	10 Games (8-0-2) 1/27/76-11/29/77	10 Games (10-0-0) 12/19/74-11/29/77	9 Games (7-0-2; 1 Tie) 12/9/98-3/15/14
LONGEST LOSING STREAK	5 Games 2/19/83-2/8/85	2 Games Twice	5 Games 1/3/79-2/26/80
LONGEST WINLESS STREAK	6 Games (0-5-1) 2/17/83-2/8/85	4 Games (0-3-1) 2/17/82-2/16/84	5 Games (0-5-0) 1/3/79-2/26/80
SHUTOUTS BY KINGS	3	3	Never
LAST TIME	3/10/77 (6-0)	3/10/77 (6-0)	
SHUTOUTS OF KINGS	4	Never	4
LAST TIME	2/3/15 (0-4)		2/3/15 (0-4)
MOST GOALS	10	10	9
	12/4/78 (10-2)	12/4/78 (10-2)	1/11/83 (9-7)
MOST GOALS AGAINST	10	10	10
	Twice	2/13/93 (3-10)	12/6/87 (3-10)

\*Active Streak

# Winnipeg JETS

345 Graham Ave.  
Winnipeg, Manitoba R3C 5S5  
(204) 987-7825

Arena: MTS Centre  
Capacity: 15,294  
Entered NHL: 1999-00 (Atlanta)

Owners: True North Sports & Entertainment Limited  
Executive VP/General Manager: Kevin Cheveldayoff  
Head Coach: Paul Maurice

Media Contact: Scott Brown

Oct. 27 — Kings @ Winnipeg  
Mar. 24 — Kings @ Winnipeg  
Apr. 9 — Kings vs. Winnipeg

## ALL-TIME RECORD vs. WINNIPEG (11-4-0-5) (Atlanta Thrashers, 1999-2011)

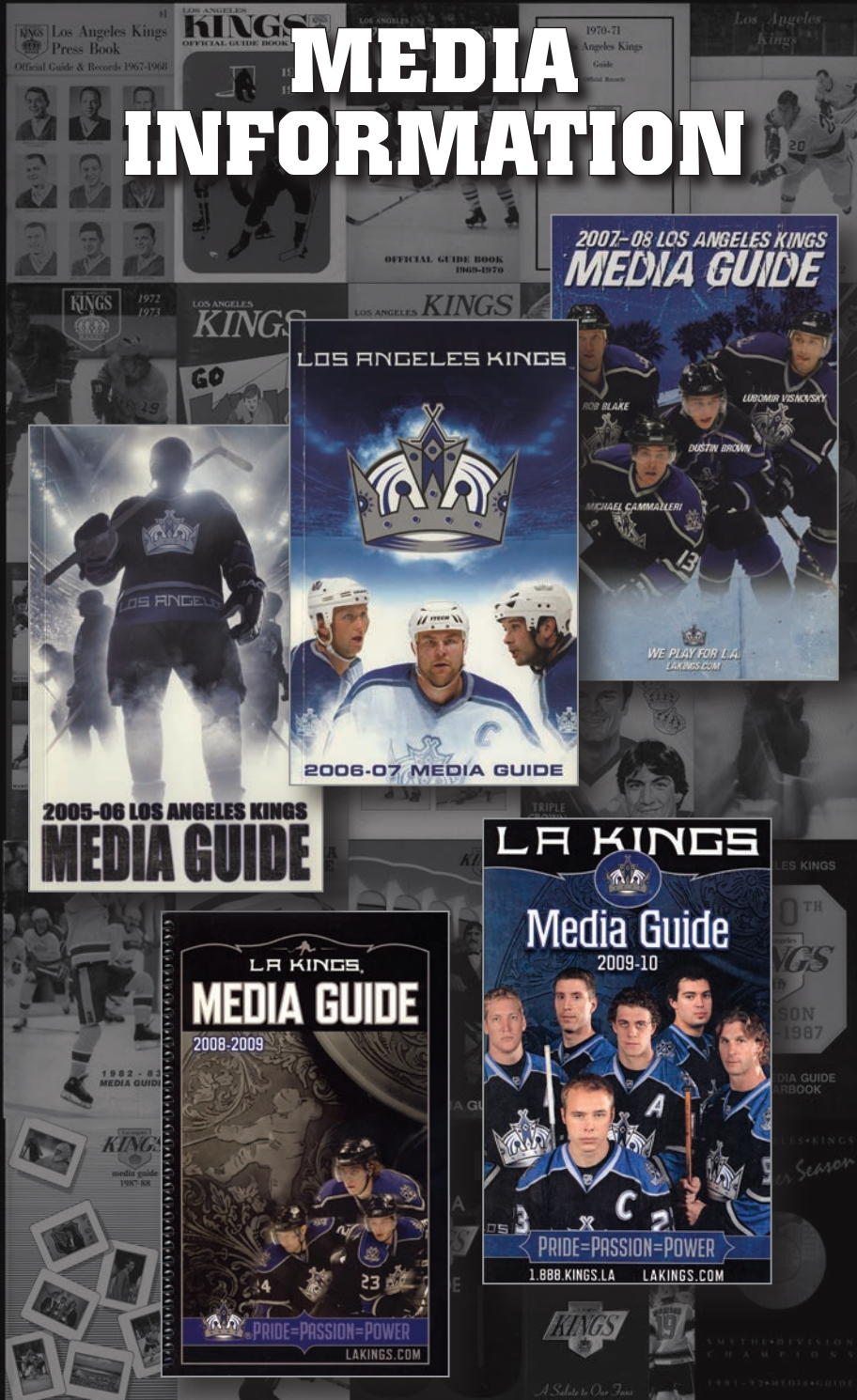
Year	TOTAL				HOME				AWAY			
	W	L	T	OT	W	L	T	OT	W	L	T	OT
1999-00	2	0	0	0	1	0	0	0	1	0	0	0
2000-01	1	0	0	1	0	0	0	1	1	0	0	0
2001-02	1	0	0	0	1	0	0	0	0	0	0	0
2002-03	2	0	0	0	1	0	0	0	1	0	0	0
2003-04	0	0	0	1	0	0	0	0	0	0	0	1
2005-06	1	0	—	0	1	0	—	0	0	0	—	0
2006-07	0	1	—	0	0	0	—	0	0	1	—	0
2007-08	—	—	—	—	—	—	—	—	—	—	—	—
2008-09	0	0	—	1	0	0	—	1	0	0	—	0
2009-10	0	1	—	0	0	0	—	0	0	1	—	0
2010-11	1	0	—	0	1	0	—	0	0	0	—	0
2011-12	0	0	—	1	0	0	—	0	0	0	—	1
2012-13	—	—	—	—	—	—	—	—	—	—	—	—
2013-14	2	1	—	0	1	0	—	0	1	1	—	0
2014-15	1	1	—	1	1	0	—	1	0	1	—	0
TOTALS	11	4	0	5	7	0	0	3	4	4	0	2

## KINGS FAST FACTS

	OVERALL	AT HOME	ON ROAD
LAST 10 GAMES	4-3-3	7-0-3	4-4-2
LAST WIN	10/12/14 (4-1)	10/12/14 (4-1)	3/6/14 (3-1)
LAST LOSS	3/1/15 (2-5)	1/10/15 (4-5 SO)	3/1/15 (2-5)
LAST OT GAME	1/10/15 (4-5 SO)	1/10/15 (4-5 SO)	12/29/11 (0-1 OT)
LONGEST WIN STREAK	3 Games Twice	3 Games 11/3/01-1/19/06	3 Games 3/26/00-10/29/02
LONGEST POINT STREAK	9 Games (7-0-2) 12/8/99-1/19/06	10 Games* (7-0-3) 12/8/99-Present	4 Games 3/26/00-12/10/03
LONGEST LOSING STREAK	3 Games (0-2-1) 1/16/07-11/13/09	Never	5 Games (0-3-2) 12/10/03-10/4/13
LONGEST WINLESS STREAK	3 Games (0-2-1) 1/16/07-11/13/09	Never	4 Games (0-3-2) 12/10/03-10/4/13
SHUTOUTS BY KINGS	2	1	1
LAST TIME	10/29/02 (4-0)	12/8/99 (4-0)	10/29/02 (4-0)
SHUTOUTS OF KINGS	2	Never	2
LAST TIME	12/29/11 (0-1 OT)		12/29/11 (0-1 OT)
MOST GOALS	8	8	5
	1/19/06 (8-6)	1/19/06 (8-6)	11/2/00 (5-2)
MOST GOALS AGAINST	7	7	7
	Three Times	Twice	11/13/09 (0-7)

\*Active Streak

# MEDIA INFORMATION



LOS ANGELES KINGS

## MEDIA INFORMATION

**CREDENTIALS** – Season credentials are issued to approved media assigned to cover the Kings regularly. Individual single game credentials are granted to approved working media as space permits. All requests must be submitted to the Kings communications office at least 24 hours in advance of the event. Freelance reporters and photographers will not be considered without a letter of assignment from an accredited medium. Credentials are picked up at the STAPLES Center media will call table, which is open three hours before game time and located off of the Main Concourse (west side of the building - off of 11th Street). You must wear your credential prominently at all times and the Kings communications department and STAPLES Center both reserve the right to revoke any credential if circumstances warrant such action.

**PARKING** – The season or single game credential does not serve as a parking pass. Media parking is only available (for purchase) on a seasonal basis at the start of each season.

**PRESS BOX** – The Bob Miller Press Box is located on the west side of STAPLES Center. All seats are reserved and only members of the accredited media, visiting hockey club and Kings staff/ game staff are permitted in the media sections of the press box. Each media member must contact the Kings communications office in advance to request press box seating. The Nick Nickson Broadcast Center is located on the Upper Concourse level, below the Bob Miller Press Box.

**PHOTOGRAPHERS** – Ice-level shooting positions are limited and assigned on a priority basis at the discretion of the Kings and the NHL. Photo position charts are posted in the Chick Hearn Press Room on game days. The Kings team photographers assign and mark all shooting position assignments in consultation with the Kings communications department and the NHL. Media Photographers are not permitted in the team bench areas before or during the game; nor are they permitted to shoot from any location that would obstruct the view of spectators. Photographers are not allowed in the dressing rooms without prior approval and the appropriate credential from the Kings communications department.

**TELEVISION** – Stations wanting action footage from any Kings game are encouraged to take it from FOX Sports West's broadcast or other subsequent satellite feeds. A station, however, cannot air the footage until after it has been broadcast by the originating source, and that source must be given on-screen credit. If it is necessary for a crew to shoot action footage during a game (isolation shots or special theme news/feature stories), you must notify the Kings communications office for permission and assistance. Space is very limited.

**PRACTICES** – All Kings practice sessions (at the Toyota Sports Center in El Segundo and STAPLES Center) are open to approved members of the media. Media intending to cover practice should email the Kings communications department to confirm the scheduled start time and location. All start times and dates are subject to change.

**SERVICES** – The Chick Hearn Press Room, located on the Event level (west side) of STAPLES Center, is a working area for all credentialed media before, during and after the game. A pre-game meal in the adjacent dining room is provided (at a cost with proceeds benefiting the Kings Care Foundation) for the media starting approximately 90 minutes before the game. Refreshments are provided in the Chick Hearn Press Room and the Bob Miller Press Box during and after the game. The Bob Miller Press Box is also set up as a working area for media filing stories on deadline, and there is a dedicated press elevator that reaches the Bob Miller Press Box near the workroom. If conditions for meeting your deadline require special attention, please contact a member of the Kings communications department.

**GAMES NOTES/STATISTICS** – Complete team game notes and NHL statistics are distributed in the Chick Hearn Press Room and the Bob Miller Press Box prior to the game. Scoring and statistical summaries are distributed between periods. Final scoring summaries and post-game quotes will be distributed to all media areas as soon as possible after each game. In an effort to be environmentally friendly, the Kings will make limited copies.

**WIRELESS INTERNET ACCESS** – A Wireless Internet feed is available for media use before, during and after the game in both the Bob Miller Press Box and the Chick Hearn Press Room. Internet password information is posted in numerous areas throughout both areas.



**TELEVISION** – FOX Sports West continues its long-standing tradition of telecasting the Los Angeles Kings – which began in 1985 – by providing the most coverage of the Kings on television during the 2015-16 season. Telecast coverage on FOX Sports West features Bob Miller in his 43rd season as the TV “Voice of the Kings.” Former Kings forward, Jim Fox, is in his 26th season as the club’s color commentator.

“Kings Live” returns prior to and immediately following all home games - from outside STAPLES Center - and road telecasts on FOX Sports West. Patrick O’Neal again serves as host, sitting alongside Daryl Evans for all road telecasts, while former Kings defenseman Sean O’Donnell is back for his third season on “Kings Live.” Fox also joins the pre- and post-game to offer viewers additional analysis. In addition, Jon Rosen offers updates and reports before and after each game on the road, while Alex Curry delivers interviews and reports surrounding all home telecasts.

Returning every Thursday night throughout the regular season on FOX Sports West, “Kings Weekly” will again take fans inside the Kings organization. Hosted by Curry, “Kings Weekly” goes behind the scenes with player interviews, exclusive features and unmatched access to the team.

In addition to the Kings, FOX Sports West is the home of the Los Angeles Angels of Anaheim and CIF Southern Section high school athletics. Team-specific and locally-produced “Live” and original programming concepts also air on FOX Sports West.

One of the nation’s premier sports networks, FOX Sports West provides 24-hour sports programming to more than 6.0 million subscribers in Southern California, Nevada and Hawaii. Together, FOX Sports West and sister network Prime Ticket present more live, local sports programming than any other network or broadcast system in the market. For complete regional sports news, provocative opinions, telecast schedules and updated statistics, visit [FOXSportsWest.com](http://FOXSportsWest.com) and follow along on Twitter: @FoxSportsWest, Facebook: [Facebook.com/foxsportswest](https://www.facebook.com/foxsportswest) and Instagram: @FoxSportsWest.



Bob Miller




Jim Fox




Patrick O’Neal



Sean O’Donnell



Jon Rosen



Alex Curry



**RADIO** – One of the National Hockey League’s most extensive and established radio networks, the Kings Radio Network – anchored by flagship radio station TalkRadio 790

KABC – takes exciting Kings action to the outer reaches of Southern California and beyond.

The Kings enjoy a partnership with TalkRadio 790 KABC (a Cumulus Media property) to serve as the club’s flagship station. Pre-season, regular and postseason games can be heard on the Kings flagship with play-by-play announcer Nick Nickson and color commentator Daryl Evans calling the action. Some affiliates may not carry all games (contact your local listing and/or affiliate for their broadcast schedule).

All games are also streamed live at [KABC.com](http://KABC.com).

### About TalkRadio 790 KABC

TalkRadio 790 KABC was America’s first all-talk-formatted station in 1960 and continues in the format to this very day. TalkRadio 790 KABC is online at [KABC.com](http://KABC.com).

### About Cumulus Media

Cumulus Media (NASDAQ: CMLS) is the largest pure-play radio broadcaster in the United States based on station count, with 460 owned and operated stations in 89 U.S. media markets and a fully-distributed programming network serving more than 10,000 affiliates nationwide, which contains a portfolio of iconic media, sports and entertainment brands. Cumulus strives to create the next generation of radio broadcasting and digital enterprise based on great people and technological excellence. Cumulus provides high-quality local programming choices for listeners and advertisers, challenging career environments for employees and value opportunities for shareholders. For more information, visit [Cumulus.com](http://Cumulus.com).



Nick Nickson



Daryl Evans



## MICHAEL ALTIERI

### Senior Vice President, Communications and Broadcasting

Michael Altieri is in his 21st season with the Kings, and has held numerous positions in the areas of public relations, media relations, broadcasting and content development and production since joining the organization in 1995. Currently serving as Senior Vice President, Communications and Broadcasting for AEG Sports, Altieri's scope of responsibility with the Kings includes all Kings communications and media relations efforts, Kings broadcasting partnerships including all National Rightsholders, FOX Sports West and the Kings radio flagship, TalkRadio 790, and the creation and development of all LA Kings branded content. In addition, Altieri is actively involved in the development

of all business operations collateral and the management of the Kings organizational brand identity. He also directs all internal communications, assists in the day-to-day business operations of all departments as it relates to club revenues, and serves as the corporate spokesperson for the Kings organization.

A Board Member for the Kings Care Foundation and a member of the NHL's Communications Advisory Board, Altieri joined the organization in 1995 as a Media Relations Assistant, which eventually led to him serving as the Kings primary media contact from 1996-2007. During this time, Altieri led the Kings media relations efforts, highlighted by the team's move to STAPLES Center in October of 1999 and the organization's hosting of the 2002 NHL All-Star Weekend. He was named to his current position prior to the start of the 2003-04 season and while continuing to oversee the Kings Communications and Broadcasting departments, he has led the Kings efforts in the creation of an internal video and content production department to not only support the Kings popular on-line video platform – Kings Vision – but also to develop content for all Kings business entities. In addition, Altieri was actively involved in the concept and launch of LAKingsinsider.com, the popular editorial platform that provides objective daily beat coverage of the Kings, led by Jon Rosen. This platform remains one of the more popular content destination points for all Kings fans on a daily basis.

Most recently, Altieri was part of the Kings leadership team that helped execute two successful Stanley Cup Finals (2012, 2014) and the Kings first outdoor hockey game during the 2014 Stadium Series at Dodger Stadium.

Prior to the Kings, Altieri, a graduate of California State University, Long Beach, served as Director of Public Relations for Forum Sports, Inc. (1993-95), where he promoted special events including professional roller hockey, indoor soccer and professional tennis and volleyball exhibitions. He also served as a Public Relations Assistant for the Lakers from 1992-95.

He resides in Holly Glen with his wife Milli and son Gabriel.



## JEFF MOELLER

### Senior Director, Communications and Content

Jeff Moeller is in his 21st season overall with the Kings and his ninth as Senior Director of Communications and Content, as he previously served as director, manager, coordinator and intern. He is active in guiding all facets of the club communications, publicity, content and publications factions, and editorial aspects of LAKings.com and the Kings Yearbook.

In 2012 the Kings won the Stanley Cup for the first time and Moeller helped direct the organization's media operations during an unprecedented time in the franchise's

45-year history. Following that season, the Kings Communications Department was nominated as the 'Top PR Team' in the NHL. Also in the summer of 2012, he was instrumental in coordinating, scheduling and managing the Stanley Cup on behalf of the Kings as the club had the famous trophy in its possession for approximately 100 days. In 2014, Moeller again played a similar role as it relates to the scheduling of the Cup as the Kings won their second championship.

Moeller served as a liaison between the Kings and the NHL at two major hockey events at STAPLES Center (2002 NHL All-Star Game and the 2010 NHL Entry Draft), the Outdoor Games at Dodger Stadium in 2014 and in Santa Clara in 2015, and he represented the NHL at two All-Star Games (2000 and 2001). He has traveled with the Kings or on behalf of the Kings to Russia, Slovenia, Germany, Sweden, Austria, England, Canada and Mexico. He has worked a Kings game in more than 50 different venues worldwide.

Previously he worked several major accounts for a local sports public relations/marketing firm, including Super Bowl XXXI in New Orleans and both Tyson-Holyfield championship bouts in Las Vegas. He also has experience as a PR Game Assistant for the Lakers (two years) and the Angels, and as a Sports Production Assistant at KCBS-TV in Hollywood.

His writing has also been published in nearly 40 magazines, newspapers and websites, including the official magazines of the Lakers, Clippers, Angels, Dodgers, San Diego Padres, Chicago Cubs, Texas Rangers and Dallas Cowboys. In 2005, he wrote and produced the Kings' first children's book, "Kyrsten and her Kings," for the Kings Care Foundation.

He is also in his sixth year teaching a Sports Public Relations course at USC in the prestigious Annenberg School for Journalism and Communication.

Jeff lives in El Segundo with his wife Jill, their daughter Sydnee-Anne and son Scott.



## MIKE KALINOWSKI

### Director, Communications and Media Services

Mike Kalinowski, who is entering his 11th season with the Kings and his 17th overall season of professional hockey, serves as the team's Director of Communications and Media Services, a position he's held since the start of the 2014-15 season. In the past, he has also served in media/public relations roles with the Manchester Monarchs (American Hockey League, 2002-05), the Rockford IceHogs (United Hockey League, 2001-02) and the Mohawk Valley Prowlers (United Hockey League, 1999-01) after first beginning his hockey career as a play-by-play broadcaster of high school and college hockey in 1995.

For the seventh consecutive season, Kalinowski will serve as the Kings primary traveling media relations contact and he remains the primary media contact when it comes to hockey-related requests. He also plays a lead role in the production of team publications like the Kings Media Guide in addition to covering the majority of team practices and morning skates at Toyota Sports Center. Additionally, Kalinowski provides content for LAKings.com and he serves as a voice-over talent for Kings Vision as well as the Kings Marketing and Ticketing departments. The native of Alexandria, Minn., has also twice filled in as a radio voice for the team on the Kings Radio Network (2010 and 2007).

While with the Monarchs, Kalinowski played a lead role in the planning and the hosting of the 2005 AHL All-Star Classic. The Monarchs also won the 2005 PRISM Award (most outstanding minor league franchise) and led the AHL in attendance in two of Kalinowski's three seasons with the team.

He lives in San Pedro with his wife Nataliya.



## EDDIE FISCHERMANN

### Supervisor, Communications

Eddie Fischermann is in his second season with the Kings and third overall season in professional hockey having spent a season working for the Anaheim Ducks in a Media and Communications role.

Fischermann takes a lead in producing and distributing Kings media information – including Game Notes, Postgame Notes, the Media Guide, Press Releases, the Training Camp and Postseason Guides and manages LAKings.com/media – while also managing game press operations and the department's game night staff. Additionally he contributes to LAKings.com and to the @KingsPR twitter account.

The Orange County native graduated from the University of Denver in 2010 with a major in Journalism and a minor in Marketing. Before attending Denver, he played goalie for three years at Shattuck St. Mary's (SSM), graduating from SSM in 2006.

Eddie lives in Huntington Beach with his wife Taryn.



## 2015-16 NATIONAL HOCKEY LEAGUE DIRECTORY



**GARY BETTMAN**  
Commissioner

**NEW YORK** 1185 Avenue of the Americas, New York, NY 10036  
O: 212-789-2000 F: 212-789-2020

**TORONTO** 50 Bay St., 11th Floor, Toronto, ON M5J 2X8  
O: 416-359-7900 F: 416-981-2779

**MONTREAL** 1800 McGill College Ave., Suite 2600, Montreal, QC H3A 3J6  
O: 514-841-9220 F: 514-841-1070

### EXECUTIVE

Commissioner: ..... **GARY B. BETTMAN**  
Deputy Commissioner: ..... **WILLIAM DALY**  
Chief Operating Officer: ..... **JOHN COLLINS**  
Senior Executive Vice President of Hockey Operations: ..... **COLIN CAMPBELL**

### COMMUNICATIONS (@PR\_NHL)

#### GARY MEAGHER

Executive Vice President, Communications  
O: 416-359-7960 / C: 416-729-4700 / gmeagher@nhl.com

#### FRANK BROWN

Group Vice President, Communications  
O: 212-789-2042 / C: 347-853-4390 / fbrown@nhl.com  
• Commissioner's Office requests

#### JAMEY HORAN

Group Vice President, Event Communications  
& Player Development  
O: 212-789-2785 / C: 646-652-9981 / jhoran@nhl.com  
• Deputy Commissioner requests, event and  
player development inquiries

#### JOHN DELLAPINA

Group Vice President, Communications  
O: 212-789-2115 / C: 917-363-7988 / jdellapina@nhl.com  
• Department of Player Safety requests,  
general hockey inquiries

#### BENNY ERCOLANI

Statistician & Information Officer  
O: 416-359-7963 / C: 416-729-5666 / bercolani@nhl.com

#### GREG INGLIS

Senior Director, News Services  
O: 212-789-2065 / C: 347-853-2461 / ginglis@nhl.com  
• Editorial content and research

#### SCHUYLER BAEHMAN

Director, Event Communications & Player Development  
O: 212-789-2097 / C: 908-917-0456 / sbaezman@nhl.com  
• Event inquiries

#### NIRVA MILOD

Director, Communications  
O: 212-789-2123 / C: 917-715-6187 / nmilod@nhl.com  
• Corporate communications, entertainment publicity

#### JENNIFER MOAD

Director, Communications  
O: 416-359-7961 / C: 416-527-2852 / jmoad@nhl.com

#### JULIE YOUNG

Director, Communications  
O: 416-359-7964 / C: 416-605-3550 / jyoung@nhl.com  
• Hockey Operations and Officiating requests

#### DAVID KEON

Senior Manager, Communications  
O: 416-359-7962 / C: 416-729-5665 / dkeon@nhl.com  
• International credentials, Milestones

#### TREVOR BJERGSO

Manager, Communications  
O: 416-359-7965 / C: 416-540-5306 / tbjergso@nhl.com  
• Social media inquiries, Central Scouting and  
Situation Room requests

#### BRENDON CROSSMAN

Manager, Communications  
O: 416-359-7903 / C: 416-702-4645 / bcrossman@nhl.com  
• In-game communications

#### JASMINE GHAFOR

Manager, Communications  
O: 416-359-7968 / C: 647-808-4876 / jghafour@nhl.com  
• Corporate communications

#### JOSH BERNSTEIN

Coordinator, Communications  
O: 212-789-2609 / jbrpr@nhl.com  
• Editorial content and research, Morning Skate

#### NICOLE BUCKLEY

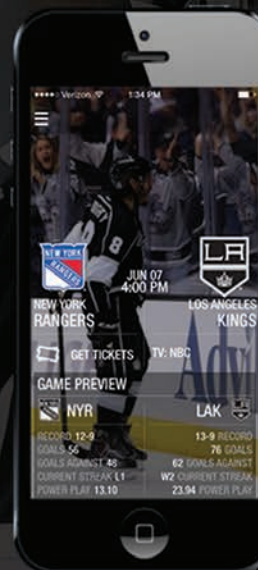
Coordinator, Event Communications & Player Development  
O: 212-789-2066 / nicbuckley@nhl.com  
• Event credentials

#### JEFF DAY

Coordinator, Event Communications & Player Development  
O: 212-789-2108 / jday@nhl.com

#### GINA MORRA

Assistant, Event Communications & Player Development  
O: 212-789-2690 / gmorra@nhl.com



POWERED BY **verizon**

# LA KINGS MOBILE APP LIVE RADIO, GAME HIGHLIGHTS, NEWS, AND MORE!



Download on the  
**App Store**



ANDROID APP ON  
**Google play**

# LAKINGS.COM/APP

# NHL 2015-16 ON-ICE OFFICIALS

## REFEREES

NAME	No.
*BRENK, JAKE	42
CHARRON, FRANCIS	6
*CHMIELEWSKI, TOM	43
DWYER, GORD	19
FURLATT, ERIC	27
*HANSON, TREVOR	47
HASENFRATZ, MIKE	2
HEBERT, GHISLAIN	22
HEBERT, JEAN	15
JACKSON, DAVE	8
JOANNETTE, MARC	25
KIMMERLY, GREG	18
KOWAL, TOM	32
KOZARI, STEVE	40
L'ECUYER, FREDERICK	17
LARUE, DENNIS	14
LEE, CHRIS	28
LEGGO, MIKE	3
*LEMELIN, MARK	41
*LEWIS, DAVE	46
LUXMORE, THOMAS JOHN	21
MARTELL, ROB	26
MCCAULEY, WES	4
*MCISAAC, JON	45
MEIER, BRAD	34
MORTON, DEAN	36
*NICHOLSON, KENDRICK	44
O'HALLORAN, DAN	13
O'ROURKE, DAN	9
PEEL, TIM	20
POCHMARA, BRIAN	16
POLLOCK, KEVIN	33
*RANK, GARRETT	48
REHMAN, KYLE	37
*ROMASKO, EVGENY	39
ROONEY, CHRIS	5
SKILLITER, GRAHAM	24
ST. PIERRE, JUSTIN	12
ST-LAURENT, FRANCOIS	38
SUTHERLAND, KELLY	11
WALSH, IAN	29
WATSON, BRAD	23

## LINESMEN


NAME	No.
*ALPHONSO, SHANDOR	52
AMELL, DEREK	75
BARTON, STEVE	59
*BERG, DEVIN	87
BRISEBOIS, DAVID	96
CAMERON, LONNIE	74
CHERREY, SCOTT	50
CORMIER, MICHEL	76
CVIK, MIKE	88
DEVORSKI, GREG	54
DRISCOLL, SCOTT	68
GALLOWAY, RYAN	82
*GAWRYLETZ, BRANDON	64
GIBBONS, RYAN	58
GIBBS, DARREN	66
*GRANDT, JOHN	98
HENDERSON, DON	91
HEYER, SHANE	55
KOVACHIK, BRAD	71
*KNORR, TRENT	63
LAZAROWICH, BRAD	86
MACH, BRIAN	78
MACPHERSON, MATT	83
MCELMAN, ANDY	90
MILLER, STEVE	89
MURCHISON, KIEL	79
MURPHY, BRIAN	93
MURRAY, JONNY	95
NANSEN, DEREK	70
NELSON, THOR	80
NOWAK, TIM	77
PANCICH, BRYAN	94
RACICOT, PIERRE	65
RODY, VAUGHAN	73
SERICOLO, ANTHONY	84
SHARRERS, JAY	57
SHEWCHYK, MARK	92
WHELER, MARK	56

\*Minor league official

# AEG





MEDIA  
KINGS  
GUIDE

LOS ANGELES KINGS  
1994-95 MEDIA GUIDE



2005-06 LOS ANGELES KINGS  
MEDIA GUIDE

LA KINGS  
Media Guide  
2010-11





AEG is one of the leading sports and entertainment presenters in the world. AEG, a wholly owned subsidiary of the Anschutz Company, owns, controls or is affiliated with a collection of companies including over 100 of the world's preeminent facilities such as STAPLES Center (Los Angeles, CA), Sprint Center (Kansas City, MO), Citizen's Business Bank Arena (Ontario, CA), O.co Coliseum (Oakland, CA), Oracle Arena (Oakland, CA), Valley View Casino Center (San Diego, CA), Best Buy Theater (Times Square, NY), Verizon Theatre (Grand Prairie, TX), Colosseum at Caesars Palace (Las Vegas, NV), Target Center (Minneapolis, MN), BBVA Compass Stadium (Houston, TX), Allphones Arena (Sydney, AU), MasterCard Center (Beijing, China), Mercedes-Benz Arena (Shanghai, China), Ericsson Globe Arenas (Stockholm), Sydney International Convention Exhibition, and Entertainment District (Australia), Barclaycard Arena (Hamburg, Germany), Mercedes-Benz Arena (Berlin, Germany) and The O2, a 28-acre development located in the eastern part of London along the Thames River which includes a 20,000-seat arena and over 650,000 sq ft of leisure and entertainment use which are all part of the portfolio of AEG Facilities; AEG Merchandising, a full service merchandising company; and AEG Global Partnerships, responsible for worldwide sales and servicing of sponsorships naming rights and other strategic partnerships.

In addition, AEG developed and operates StubHub Center, a \$150 million national training center located on the campus of California State University, Dominguez Hills in Carson, CA which is an Official U.S. Olympic Training Site and features elite facilities for soccer, tennis, track & field, track cycling, boxing, lacrosse, rugby, football and other sports, as well as concerts and family shows, and is home to the LA Galaxy and Chivas USA MLS franchises. In partnership with MGM Resorts International, the company is also spearheading the development of a 20,000-seat sports and entertainment arena in Las Vegas set to open in spring 2016.

Teams including the LA Kings (NHL), Ontario Reign (AHL), Manchester Monarchs (ECHL), Houston Dynamo & LA Galaxy (MLS), three hockey franchises in Europe as well as the Hammarby (Sweden) Fotboll Club, management of privately held shares of the Los Angeles Lakers, events such as the Amgen Tour of California cycling race and a schedule of soccer exhibitions in the U.S. featuring the most popular international teams are part of AEG Sports' portfolio.

AEG Live, the live-entertainment division of Los Angeles-based AEG, is dedicated to all aspects of live contemporary music performance. AEG Live is comprised of touring, festival, broadcast and special event divisions, fifteen regional offices and owns, operates or exclusively books thirty-five state-of-the-art venues. The current and recent concert tour roster includes artists such as Alicia Keys, Bruno Mars, Bon Jovi, Carrie Underwood, Daughtry, Enrique Iglesias, J Cole, Jennifer Lopez, Justin Bieber, Kanye West, Kenny Chesney, Leonard Cohen, Paul McCartney, Taylor Swift, The WHO, Trey Songz and Juanes. The company produces residency shows at The Colosseum at Caesars Palace in Las Vegas and is the exclusive promoter at The Joint at Hard Rock Hotel & Casino Las Vegas. AEG Live is the largest producer of music festivals in North America from the critically acclaimed Coachella Valley Music & Arts Festival to Stagecoach Country Music Festival and New Orleans Jazz & Heritage Festival.

AEG directed the overall creation and development of L.A. LIVE, the 4 million square foot / \$3 billion downtown Los Angeles sports, residential & entertainment district featuring venues such as Microsoft Theater, Club Nokia and The Conga Room; the GRAMMY Museum, saluting the history of music and the genre's best known awards show; a 54-story, 1001-room convention "headquarters" destination (featuring The Ritz-Carlton and JW Marriott hotels and 224 luxury condominiums - The Residences at The Ritz-Carlton L.A. LIVE - all in a single tower), Regal Cinemas L.A. LIVE Stadium 14 movie theatre, "broadcast" facilities for ESPN, along with entertainment, restaurant and office space making it the region's most active 'live content and event campus.'

In 2010, AEG launched its AEG 1EARTH environmental program featuring the industry's first sustainability report while in 2011, AEG introduced AXS, a comprehensive entertainment platform serving as the company's primary consumer brand including AXS Ticketing which provides fans the opportunity to purchase tickets directly from their favorite venues via a user-friendly ticketing interface, Examiner.com and the AXS TV network.

**Contact:** Michael Roth, Vice President, Communications / (213) 742-7155 / mroth@aegworldwide.com



STAPLES Center is entering its 17th year and has undoubtedly developed an unrivaled reputation for excellence while establishing itself as the Sports and Entertainment Center of the World. Beginning with Bruce Springsteen and the E Street Band's opening night concert on October 17, 1999, more than 55 million guests have come to the AEG-owned and operated STAPLES Center to attend a schedule of prestigious concerts, sporting events, award shows, family shows and other major attractions unmatched by any arena.

As the home of four professional sports franchises, the NBA's Los Angeles Lakers and Los Angeles Clippers, the NHL's Los Angeles Kings, and the WNBA's Los Angeles Sparks, STAPLES Center has proven to be a home court advantage for the local teams with the Lakers capturing five NBA Championships and the Kings winning two Stanley Cups since 1999 while, the Sparks captured back-to-back WNBA Championships in their first two STAPLES Center campaigns.

STAPLES Center continues to distinguish itself as the host of major, high-profile events of national and international distinction including the 2004 & 2011 NBA All-Star Weekends, the 2002 NHL All-Star Game and 2010 NHL Draft, 2002 U.S. Figure Skating Championships, the 2000 Democratic National Convention, 2009 ISU World Figure Skating Championships, 15 of the last 16 GRAMMY Award shows, 11 X Games competitions, four WTA Tour Championships, 12 Pac 12 Men's Basketball Championship tournaments, the 2013 NCAA Division I Men's Basketball Championship West Regional and the Michael Jackson Public Memorial Service on July 7, 2009.

STAPLES Center's first 16 years have also been marked with performances and special events that brought international stature to Los Angeles' sports & entertainment icon including concerts starring Mana, Taylor Swift, Prince, U2, Garth Brooks, Beyoncé, Usher, Paul McCartney, Don Henley, Bon Jovi, Madonna, Christina Aguilera, Justin Timberlake, Phil Collins, the Rolling Stones, Dave Matthews, Britney Spears, Rod Stewart, Eric Clapton, Janet Jackson, Jay-Z, Simon & Garfunkel, Van Halen, Dixie Chicks, John Mayer, Shania Twain, Peter Dinklage, Ricky Martin, Tina Turner, Kanye West, Luis Miguel, Billy Joel, Lionel Richie, Reba McEntire, Crosby, Stills, Nash & Young, Faith Hill & Tim McGraw, Kenny Chesney, Tool, Shakira, Depeche Mode, Cher, Bette Midler, Lady Gaga, Keith Urban, Mariah Carey, Eurythmics, Googoosh, The Police, Bob Seger, Lady Antebellum, Katy Perry, Marco Antonio Solis, and a (millennium) New Year's Eve spectacular starring the Eagles, Jackson Browne and Linda Ronstadt; world championship boxing including Lennox Lewis vs. Vitali Klitschko for the World Heavyweight Championship and the first-ever Latin Grammy Awards. In addition, the arena has hosted multiple sold-out WWE dates, UFC 39 and UFC on FOX, Ringling Bros. & Barnum and Bailey Circus, Disney on Ice, Walking with Dinosaurs and the Harlem Globetrotters.



Through the charitable endeavors of STAPLES Center Foundation, dynamic and life changing programs and services that focus on education, mentorship, healthy living, and healthcare, have been provided to children and families throughout Los Angeles with a special emphasis on supporting low income neighborhoods surrounding the arena.

AEG



LOS ANGELES KINGS

1.888.KINGS.LA | LAKINGS.COM

359



More than \$10 million in grants and in-kind support has been pledged to support several local charities and community-based organizations with a goal of changing lives and saving lives. STAPLES Center Foundation works diligently to assist charities in raising funds, developing resources, increasing awareness, and highlighting their community impact. The foundations philanthropic reach has impacted organizations such as 10th Street Elementary, Inner City Arts, Salvation Army Red Shield Youth & Community Center, The Midnight Mission, and several local hospitals. Anchor Tenants, including the LA Kings, Los Angeles Lakers, Los Angeles Clippers and Los Angeles Sparks, assist in creating once in a lifetime fundraising opportunities and experiences for our charity partners and community members.

STAPLES Center and L.A. LIVE serve as the hub for community engagement during the holiday season, and supports employee volunteerism activities such as a company-wide Day of Service. Through a partnership with City Year, employees volunteer to refurbish local public schools by providing supplies, painting, cleaning and gardening services. During AEG's Season of Giving, held throughout the month of December, the Foundation spotlights more than two dozen local charities and community-based organizations and provides non-profits a platform to collect food, hold

blood drives, register volunteers, educate the public and sign up mentors with the Nokia Plaza L.A. LIVE, its ice skating rink, STAPLES Center and the holiday tree as the backdrop.

STAPLES Center has been designed with the fans of Los Angeles in mind. Guests who attend events are treated to the finest entertainment experience imaginable. The arena has free public Wi-Fi powered by Verizon, over 840 Toshiba flat panel televisions and (as part of a specially designed \$1.5 million facility sound system) 675 separate speakers outside of the seating area, so fans never miss any of the sights or sounds of a STAPLES Center event. Also featured is a \$2 million specialty lighting package and other state-of-the-art amenities. In 2010, STAPLES Center unveiled their brand new \$10 million center-hung video LIVE 4HD Scoreboard specially designed for the arena.

Along STAPLES Center's five concourses are 23 refreshment stands offering a variety of dining choices including the Smokehouse BBQ on City View Terrace, a one-of-a-kind outdoor dining experience with a spectacular view of L.A. LIVE and of the downtown Los Angeles skyline. The TEAM LA store located on the main concourse is a retail store featuring official merchandise from the teams and events that call STAPLES Center home with satellite locations throughout the facility and L.A. LIVE. Finally, the arena provides 55 public restrooms including three "family" restrooms.

Perhaps the greatest emphasis throughout STAPLES Center's development has been the recruitment and training of its guest services staff. The STAPLES Center experience is second-to-none from the entertainment environment to the staff's commitment to making every guest's visit a memorable one. Never before has an arena had the amenities, features and commitment to quality service that STAPLES Center offers to the fans and the City of Los Angeles. STAPLES Center continues to set new standards for the arena industry.

Located directly across the street from STAPLES Center is L.A. LIVE, a one-of-a-kind sports, and entertainment district in downtown Los Angeles. The four million square foot destination features Microsoft Theater (formerly Nokia Theatre L.A. LIVE), The GRAMMY Museum, Conga Room and Club Nokia, giving L.A. LIVE 'more music per square foot' than anywhere else in the world. The district offers a rich mix of local, regional and national restaurants including Wolfgang Puck Bar and Grill, Rosa Mexicano, The Farm of Beverly Hills, Yard House, Katsuya, Fleming's Prime Steakhouse & Wine Bar, Rock 'N Fish, Lawry's Carvery, Live Basil Pizza, Tom's Urban, Smashburger, Red Mango, Triple 7 China Bar & Grill, Starbucks and BOCA at the Conga Room, WP24 and others. L.A. LIVE also features 100,000 sq of special events deck and the famous Lucky Strike Lanes and Lounge. The development also includes a 54-story, 1001-room convention "headquarters" hotel (combining JW Marriott and The Ritz-Carlton brands and 224 luxury condominiums – The Ritz Carlton Residences at L.A. LIVE), the 14-screen Regal Cinemas L.A. LIVE Stadium 14 theatre featuring the Premier House, along with ESPN's West Coast broadcast headquarters. Also home to annual award shows including the EMMYS, ESPY's, People's Choice, BET and American Music Awards, L.A. LIVE is recognized worldwide for offering an incomparable and unforgettable entertainment experience.



## STAPLES CENTER – VITAL STATISTICS



1111 South Figueroa  
(213) 742-7100  
TDD/TTY:  
(213) 742-7TTY (742-7889)  
Box office: (213) 742-7340  
TEAM LA store:  
(213) 742-7852 (open daily)  
www.staplescenter.com

### SOCIAL MEDIA

- Twitter - @STAPLESCenter
- Facebook - facebook.com/staplescenter
- Instagram & Snapchat - @STAPLESCenterLA
- STAPLES Center Mobile App - Available to download from iTunes & Droid Market

### SEATING

- 18,230 for Los Angeles Kings
- 18,997 for Los Angeles Lakers
- 19,060 for Los Angeles Clippers
- 12,947 for Los Angeles Sparks
- 20,000 for Concerts
- 20,000 for Boxing
- 150 Private Suites
- 18 Event Suites (available on an event by event basis)
- 18 Premier Lounges at San Manuel Club
- 7 Premier Tables at San Manuel Club
- 2,589 Premier Seats
- 2/3 of arena seating is in the lower level

### ATTENDANCE & EVENT FACTS

- Hosted over 3,500 events since October 17, 1999
- Over 55 Million Fans have visited STAPLES Center

### FAN CONVENIENCES

- Free Public Wi-Fi powered by Verizon
- 5 concourses: two public, three private
- 23 refreshment stands
- 55 restrooms
- LIVE 4HD Scoreboard designed exclusively for STAPLES Center it is a one-of-a-kind comprehensive 8-screen arena scoreboard includes what is believed to be one of the largest indoor center-hung High Definition scoreboard video screen installation in the world
- 10 elevators
- 11 escalators
- Wells Fargo Banking Service Center (located on west side on Main Concourse)
- TEAM LA store featuring official merchandise of the Los Angeles Lakers, Kings, Clippers, Sparks, special events and STAPLES Center
- 800 Toshiba flat screen televisions
- 3,300 parking spaces owned or operated by STAPLES Center within four blocks of the arena (less than an eight minute walk)
- Smoke House BBQ (Patio dining located at north end of Upper Concourse)
- Black Crown Lounge (located on the Main Concourse)
- CPK Lounge (located on the Main Concourse)
- San Manuel Club (located on Suite Level A, Exclusive to Suite Ticket and Premier Seat Holders)
- Lexus Club (located on Suite Level A, By Private Membership Only)
- The Centurion Suite by American Express (located on Suite Level B, American Express Platinum Card and Centurion Members Only)
- Hyde Lounge (located on Suite Level C, Private Club)

### EVENT FACILITIES

- 15,000 square foot marshalling area
- Access for eight television production trucks
- 12 dressing/locker rooms
- Team-exclusive locker rooms for the Los Angeles Kings, Los Angeles Lakers, Los Angeles Clippers & Los Angeles Sparks
- Complete television control room - including HD broadcast capabilities

### BUILDING DIMENSIONS

- Over one million square feet
- 10-acre site
- 764 feet from office prow to rear of arena
- 502 feet from end to end of super truss
- 150 feet from event floor to highest point of roof

### STATE-OF-THE-ART TECHNOLOGY

- Free public Wi-Fi to all guests and fans powered by Verizon
- Over 840 Toshiba flat screen televisions
- LIVE 4HD Scoreboard by Panasonic with eight HD Screens and is believed to be one of the largest arena center-hung scoreboards in the world
- Fully digital television production control room
- \$2 million specialty lighting package
- \$3.4 million JBL Harmon facility sound system
- 34 fixed broadcast camera positions
- DIRECTV provides programming throughout arena
- 79 media patch panels
- 148,000 feet of fiber optic cable servicing STAPLES Center

### TOTAL COST

- \$407 million

### FATEST CHANGEOVER

- Hockey to Basketball: 1 hour, 50 minutes
- Basketball to Basketball: 1 hour
- STAPLES Center has completed 158 doubleheaders (October 1999 - February 2015)
- Crew size is 23 conversion crew members to complete both conversions

### PRESS AREAS

- Chick Hearn Press Room
- Bob Miller Press Box
- Nick Nickson Broadcast Center

### CONSTRUCTION STATS

- 2,500 tons of structural steel
- 19 ½ million pounds of rebar
- 73,000 cubic yards of concrete
- 2,950 pre-cast concrete pieces
- 14 miles of telephone/data cable
- 2,865,000 square feet of drywall
- 3,800,000 feet of broadcast production cable
- 32,500 square yards of carpeting
- 81,000 square feet of Terrazzo tile

### PROJECT

- AEG and L.A. Arena Company - owner/developer
- PCL Construction - general contractor
- NBBJ Sports and Entertainment - architects

### ARENA HIGHLIGHTS

- Over 3,500 events since October 17, 1999
- Over 55 million guests have entered through STAPLES Center's turnstiles
- STAPLES Center named "Best New Major Concert Venue" - Jan. 2000
- STAPLES Center named "Arena of the Year" - Jan. 31, 2001
- STAPLES Center named "Arena of the Year" in 2001 & 2002

### KEY DATES & ARENA HIGHLIGHTED EVENTS

- Staples Inc., becomes "Naming Rights Partner": December 1, 1997
- Groundbreaking: March 26, 1998
- Ribbon Cutting Ceremony - October 16, 1999
- First Public Event: October 17, 1999 - Bruce Springsteen and the E Street Band
- First Hockey Game: October 20, 1999 - Los Angeles Kings vs. Boston Bruins
- First Regular Season NBA Basketball Games: November 2, 1999 - Los Angeles Clippers vs. Seattle SuperSonics
- November 3, 1999 - Los Angeles Lakers vs. Vancouver Grizzlies
- GRAMMY Awards (15 Total) - Feb. 23, 2000, Feb. 21, 2001, Feb. 27, 2002, Feb. 8, 2004, Feb. 13, 2005, Feb. 8, 2006, Feb. 11, 2007, Feb. 10, 2008, February 8, 2009, January 31, 2010, February 13, 2011, February 12, 2012, February 10, 2013, January 26, 2014, February 8, 2015
- Oscar de la Hoya vs. "Sugar" Shane Mosley Championship Fight - June 17, 2000

- Los Angeles Lakers win NBA Championship at home - June 19, 2000
- First Ever Latin Grammy Awards - September 1, 2000
- First Regular Season WNBA Basketball Game - June 5, 2001
- Los Angeles Sparks win WNBA Championship - September 1, 2001
- 52nd NHL All-Star Game - February 2, 2002
- Pac-12 Basketball Tournament (11 Total) - March 7-9, 2002, March 13-15, 2003, March 11-13, 2004, March 10-12, 2005, March 8-11, 2006, March 7-10, 2007, March 12-18, 2008, March 11-14, 2009, March 10-13, 2010, March 9-12, 2011, March 7-10, 2012
- Lennox Lewis vs. Vitali Klitschko, Heavyweight Championship Fight - June 21, 2003
- ESPN X Games (11 Total) - August 14-17, 2003, August 5-8, 2004, August 4-7, 2005, August 3-4, 2006, August 2-3, 2007, July 31 - August 1, 2008, July 30-31, 2009, July 29 - August 1, 2010, July 28-31, 2011, June 28-July 1, 2012, August 1-14, 2013
- NBA All-Star Game - February 15, 2004
- Garth Brooks in Concert - Five Benefit Concerts in two days, January 25-26, 2008 raising nearly \$9 million for fire fighter aid and assistance
- Shane Mosley vs. Antonio Margarito - WBA Welterweight Championship - January 24, 2009
- Michael Jackson Public Memorial Service - July 7, 2009
- Los Angeles Lakers win NBA Championship at home - June 17, 2010
- Lakers receive 2010 NBA Championship Rings - October 26, 2010
- NBA All-Star Game - February 20, 2011
- Los Angeles Kings win the Stanley Cup Final - June 11, 2012
- 2013 NCAA Division I Men's Basketball Championship West Regional - March 28 & 30, 2013
- Los Angeles Kings win the Stanley Cup Final - June 13, 2014
- UFC 184: Rousey vs. Zingano - February 28, 2015

### CONCERT RECORDS

- Most Performances by any artist (16) - Taylor Swift
- Most Performances all-time by a Solo Headlining Artist (16) - Taylor Swift
- Most Performances all-time by a Band or Group (13) - Mana
- Most Performances all-time by a Latin Artist (13) - Mana
- Justin Timberlake has played STAPLES Center nine times, followed by Britney Spears who has played eight times, followed by Depeche Mode, Lady Gaga, Madonna and U2 who have each played seven times respectively

### ARENA NAMING RIGHTS PARTNER

- Staples, Inc. - Lifetime of the Arena Naming Rights Deal

### STAR PLAZA STATUES INSTALLED

- Wayne Gretzky - October 9, 2002
- Magic Johnson - February 11, 2004
- Oscar de la Hoya - December 1, 2008
- Chick Hearn - April 20, 2010
- Jerry West - February 17, 2011
- Kareem Abdul-Jabbar - November 16, 2012
- Luc Robitaille - March 7, 2015

### ARENA FOUNDING PARTNERS

- American Express
- Anheuser-Busch
- Coca-Cola
- Delta Airlines
- McDonald's
- Toshiba
- San Manuel Casino
- StubHub
- Toyota
- Verizon
- Wells Fargo

AEG

## STAPLES CENTER FOUNDATION



Through the charitable endeavors of STAPLES Center Foundation, dynamic and life changing programs and services that focus on education, mentorship, healthy living, and healthcare, have been provided to children and families throughout Los Angeles with a special emphasis on supporting low income neighborhoods surrounding the arena.

More than \$10 million in grants and in-kind support has been pledged to support several local charities and community-based organizations with a goal of changing lives and saving lives. STAPLES Center Foundation works diligently to assist charities in raising funds, developing resources, increasing awareness, and highlighting their community impact. The foundations philanthropic reach has impacted organizations such as 10th Street Elementary, Inner City Arts, Salvation Army Red Shield Youth & Community Center, The Midnight Mission, and several local hospitals. Building partners, including the Lakers, Clippers, Kings, and Sparks, assist in creating once in a lifetime fundraising opportunities and experiences for our charity partners and community members.

STAPLES Center and L.A. LIVE serve as the hub for community engagement during the holiday season, and supports employee volunteerism activities such as Day of Service. Through a partnership with City Year, employees volunteer to refurbish local public schools by providing supplies, painting, cleaning and gardening services. During Season of Giving, held throughout the month of December, the foundation spotlights local charities and gives non-profit organizations a platform to collect food, hold blood drives, register volunteers, and sign up mentors in Microsoft Plaza at L.A. LIVE with the Kings holiday ice skating rink and STAPLES Center as the backdrop.



A division within AEG, AEG Sports formally organizes the operations of our company's many sports properties under the leadership and strategy of one group.

AEG is a company with many world class assets and properties. From a sports standpoint, our list of sports properties is unrivaled in the industry with both anchor teams in the United States and championship-caliber teams in Europe.

Historic clubs rich in history and expectations, and world-class events that are viewed by millions of sports fans around the world, AEG Sports officially consists of the following hockey teams: the Kings; the Ontario Reign; the 2015 Calder Cup Champion Manchester Monarchs; the Hamburg Freezers and Eisbaren Berlin; the 2014 MLS Champion LA Galaxy soccer club; and the Amgen Tour of California cycling race.

### HISTORY OF AEG AND ITS SPORTS PROPERTIES

The Los Angeles Kings and the LA Galaxy are well-established in the Los Angeles marketplace and beyond. Here is detailed information on additional AEG Sports properties and their history within our company:

#### ONTARIO REIGN

**AEG History** – Officially became a property of AEG in 2008; elevated to the American Hockey League prior to the 2015-16 season.

**Team History** – The Ontario Reign had proudly served as the ECHL affiliate of the Kings for several seasons. The Reign play at Citizens Business Bank Arena located just 40 miles east of Los Angeles. The state-of-the-art arena holds more than 9,300 fans for hockey and is often filled to capacity for premier games.

NHLers Kyle Clifford, Martin Jones, Dwight King, Jordan Nolan, Devin Setoguchi and Jeff Zatkoff are just a few of the players who have suited up for the Reign over the years.

The Reign have proven that ice hockey is the hottest ticket in the Inland Empire with four ECHL attendance titles and four Pacific Division championships in just six seasons



#### MANCHESTER MONARCHS

**AEG History** – The long-time primary American Hockey League affiliate of the Kings was purchased by the club and AEG on June 14, 2000. The team is currently playing in its 15th season and first in the ECHL.

**Team History** – Over the last 14 seasons, the Monarchs have advanced to the Calder Cup playoffs 13 times, winning their first Calder Cup in 2015 after advancing to the Eastern Conference Finals in 2007 and 2010. The 2012 Stanley Cup Champion Kings saw 14 former Monarchs hoist the Stanley Cup. Jonathan Bernier, Dustin Brown, Kyle Clifford, Davis Drewiske, Dwight King, Trevor Lewis, Andrei Loktionov, Alec Martinez, Jordan Nolan, Scott Parse, Jonathan Quick, Brad Richardson, Slava Voynov, and Kevin Westgarth all spent times in a Monarchs uniform before becoming Stanley Cup Champions with the Kings. The 2014 Stanley Cup Champion Kings had 13 former Monarchs hoist the Stanley Cup. Those 13 players are Brown, Clifford, Martin Jones, King, Lewis, Martinez, Jake Muzzin, Nolan, Tanner Pearson, Quick, Jeff Schultz, Tyler Toffoli, and Voynov.

Manchester hosted the 2005 Dodge AHL All-Star Classic featuring players such as Dustin Brown, Ryan Miller, Zach Parise, Ryan Miller, Jason Spezza and Patrice Bergeron. For more than 14 seasons, the Monarchs have averaged more than 7,000 fans per game. Included among the individual player awards earned are AHL regular-season MVP Brian O'Neill (2014-15) and Calder Cup playoff MVP Jordan Weal (2014-15).



AEG

## HAMBURG FREEZERS

**AEG History** – Originally the Munchen Barons, they were purchased by AEG in 1999 and relocated to Hamburg and renamed the Freezers in 2002.

**Team History** – During their final year in Munchen, the Barons won the German Championship in 2002. Since arriving in Hamburg, the Freezers have built a strong local following with 8,900 fans in home-average. In 2014-15 the team reached the playoffs for a fourth straight season, finishing the regular season as a top-four team for a second consecutive year despite a rash of long-term injuries. Kevin Clark won the league's MVP award. In the playoffs the Freezers lost in seven games in the quarterfinals.



## EISBAREN BERLIN

**AEG History** – Acquired by AEG on September 3, 1999, and a 15-time East German Hockey Champion as Dynamo Berlin.

**Team History** – A record seven-time DEL Champion (2005, 2006, 2008, 2009, 2011, 2012, 2013), Eisbaren (Polar Bears) Berlin continues to set the standard for excellence as they have also been the top team in the regular season eight times (1998, 2003, 2004, 2006, 2009, 2010, 2012, 2013). In 2008 they captured the German Cup and in 2010 they were the European Trophy winners.

In 2015 Berlin lost in the pre-playoffs.



## AMGEN TOUR OF CALIFORNIA

**AEG History** – AEG and cycling specialists Medalist Sports serve as the race's logistical arm. California-based Amgen has served as the event's title sponsor since its inception in 2006.

**Event History** – Over the past nine years, the Amgen Tour of California has become one of cycling's most important and prestigious annual stage races in the world. From attendance, sponsorship and internationally ranked competitors, along with economic impact to the state of California and specifically our host cities, we continue to see growth in every important, measureable category.



## AEG SPORTS – STAFF DIRECTORY

Kelly Cheeseman	Chief Operating Officer, AEG Sports
Alicia Briones	Executive Assistant to the COO, AEG Sports
Mike Altieri	Senior Vice President, Communications and Broadcasting, AEG Sports
Jonathan Lowe	Senior Vice President, Marketing, AEG Sports
Danny Zollars	Vice President, Entertainment and Production, AEG Sports
Aaron LeValley	Vice President, Digital Strategy and Analytics, AEG Sports
Elizabeth Hauck	Senior Director, Ticket Operations, AEG Sports
Brooklyn Boyars	Director, Game Presentation and Events, AEG Sports
Lisa Rollins	Director, Analytics, AEG Sports
Eva Bassett	Manager, Human Resources, AEG Sports
Jason Kitay	Supervisor, Membership Programs, AEG Sports
AnnMarie Francis	Assistant, Human Resources, AEG Sports



## 2015-2016 ONTARIO REIGN CLUB DIRECTORY



**Ontario Reign**  
901 Via Piemonte, Suite 370  
Ontario, CA, 91764  
Phone: 909-941-7825  
Fax: 909-204-5555

**Citizens Business Bank Arena**  
4000 Ontario Center Parkway  
Ontario, CA 91764

### HOCKEY OPERATIONS

Kings Assistant General Manager/Ontario Reign General Manager..... Rob Blake  
Director of Hockey Operations..... Hubie McDonough  
Head Coach..... Mike Stothers  
Assistant Coach..... Chris Hajt  
Athletic Trainer/Strength & Conditioning Coach..... Michael Muir  
Equipment Manager..... Trevor Simpson  
Coaches' Video Coordinator..... TBD

### FRONT OFFICE

President..... Darren Abbott  
Sr. Director of Business Development & Strategy..... Ryan Miller  
Director of Marketing & Game Presentation..... Vinnie Aven  
Director of Communications & Broadcasting..... Joseph Zakrzewski  
Director of Ticket Sales & Service..... Aaron Arak  
Sr. Director of Ticket Operations..... Jasmyn Wilson  
Sr. Director of Corporate Sales..... Laura Tolbirt  
Finance and Game Operations Manager..... Steve Fraser  
Manager of Inside Sales & Professional Development..... Chris Orecchia  
Manager of Season Ticket Sales & Retention..... Alexis Alonzo  
Management Consultant..... John Payne  
Business Development Executive..... Jeff Kang  
Business Development Executive..... John Livas  
Account Executive Season Tickets..... Daniel Hernandez  
Account Executive Group Sales..... Steven Minucci  
Account Executive Group Sales..... Jonah Myers  
Account Executive Group Sales..... Ulises Ramirez  
Service Executive..... Jonathan Hawks  
Administrative Assistant..... Katie Larson  
Team Photographer..... Lee Calkins

### TEAM INFORMATION

2014-15 (AHL) Record as the Manchester Monarchs..... 50-17-6-3, 109 pts.  
1st/Atlantic Division  
1st/Eastern Conference  
Calder Cup Champions  
Founded..... February 26, 2008  
Home Ice..... Citizens Business Bank Arena  
Opened..... October 25, 2008  
Seats for Hockey..... 9,395  
Team Colors..... White, Black, Silver  
NHL Affiliate..... Los Angeles Kings  
ECHL Affiliate..... Manchester Monarchs

For the Reign 2015-16 regular season schedule visit [OntarioReign.com](http://OntarioReign.com)


## REIGN STAFF MEMBERS WHO PLAYED IN THE NHL



HUBIE MCDONOUGH



MIKE STOTHERS



CHRIS HAJT

AEG

## 2015-2016 MANCHESTER MONARCHS CLUB DIRECTORY



**Manchester Monarchs**  
66 Hanover Street, Suite 200  
Manchester, NH 03101  
Phone: 603-626-7825  
Fax: 603-626-7022

**Verizon Wireless Arena**  
555 Elm Street  
Manchester, NH 03101

### HOCKEY OPERATIONS

General Manager . . . . . Rob Blake  
President/Governor . . . . . Darren Abbott  
Alt. Governor . . . . . Luc Robitaille  
Head Coach . . . . . Rich Seeley  
Assistant Coach . . . . . TBD  
Athletic Trainer/Strength and Conditioning Coach . . . . . Matt Harder  
Equipment Manager . . . . . Zac Guercia  
Coaches Video Coordinator . . . . . TBD

### FRONT OFFICE

President . . . . . Matt Welch  
Vice President of Ticket Sales & Marketing . . . . . Jason Jones  
Vice President of Business Operations . . . . . Dan Lynch  
Senior Manager of Premium Services . . . . . Stephanie Loebel  
Director of Corporate Partnerships . . . . . Brendan Doyle  
Merchandise Manager . . . . . Greg Howell  
Marketing, Community & Public Relations Manager . . . . . Mackenzie Fraser  
Finance and Office Manager . . . . . Jennifer Corriveau  
Group Sales Manager . . . . . Andrew Yarnall  
Ticket Operations Manager . . . . . Katherine Amato  
Video and Game Content Manager . . . . . Andrew Samel  
Season Ticket Sales & Retention Manager . . . . . Nate Downer  
Group Sales Account Executive (Youth Hockey) . . . . . Matt LaBelle  
Corporate Sales Account Executive . . . . . Ryan Leach  
Inside Sales Representative . . . . . Joe Desroches  
Public Relations Coordinator . . . . . Matt Johnson

### BROADCASTER

Radio Play-by-Play Announcer . . . . . Ken Cail

### TEAM INFORMATION

2014-15 Record . . . . . 43-19-4-6, 96 pts.  
Founded . . . . . June 2000  
Home Ice . . . . . Verizon Wireless Arena  
Opened . . . . . November 15, 2001  
Seats for Hockey . . . . . 9,852  
Rink Dimensions . . . . . 200' x 85'  
Press Box Location . . . . . Second Suite Level (Suite #27)  
Press Box Phone . . . . . (603) 626-4625  
Team Colors . . . . . Silver, Black, White, Grey  
Radio Flagship . . . . . WGIR 610AM  
NHL Affiliate . . . . . Los Angeles Kings  
AHL Affiliate . . . . . Ontario Reign

For the Monarchs 2015-16 regular season schedule visit [ManchesterMonarchs.com](http://ManchesterMonarchs.com)

## THE 2015 CALDER CUP CHAMPION MANCHESTER MONARCHS



AEG



## GARNET "ACE" BAILEY AND MARK BAVIS TRIBUTE



Garnet "Ace" Bailey, who was 53, was set to begin his 33rd season in the NHL as a player or scout. Bailey had enjoyed a tremendous amount of success in both capacities, with seven Stanley Cup rings as proof. Having spent seven years as the Kings' director of pro scouting, Bailey spent the previous 13 years as a scout with the Edmonton Oilers.

Bailey's ability to evaluate NHL talent helped the Oilers to five Stanley Cups in the 1980s. During Edmonton's many great playoff runs, Bailey played the key role of advance scout, supplying detailed information on upcoming opponents.

A veteran of 11 NHL seasons as a player, Bailey broke in with the Boston Bruins during the 1968-69 season and spent five years with the club. While with the Bruins, he was a member of Stanley Cup championship teams in 1969-70 and 1971-72. Bailey also spent parts of two seasons each with the Detroit Red Wings and St. Louis Blues, and three-plus years with the Washington Capitals.

Bailey, who was originally from Lloydminster, Saskatchewan, jumped to the World Hockey Association for the 1978-79 season and joined the Edmonton Oilers, where he was a linemate of teenage phenom Wayne Gretzky.

Ace lived in the Boston suburb of Lynnfield with wife Katherine and son Todd.

The Los Angeles Kings family was deeply shaken and saddened over the loss of Garnet "Ace" Bailey and Mark Bavis, two club scouts who were aboard United Airlines Flight 175 from Boston's Logan Airport on September 11, 2001. Both men sported fantastic personalities and their love for the sport of hockey was evident in their work, and their passion for the Kings helped foster a fun and winning attitude. Both Mark and Ace are incredibly missed indeed.



Mark Bavis, who was 31, was entering his second season as an amateur scout for the Kings. A native of the Boston-area, Bavis played college hockey at Boston University. Prior to joining the Kings he worked as a coach with Chicago of the North American League and as an assistant coach with Harvard of the Eastern College Athletic Conference.

Bavis, who was drafted by the New York Rangers in the ninth round (181st overall) of the 1989 NHL Entry Draft, made his home in West Newton, Massachusetts. He was survived by his mother, Mary; his twin brother, Mike; two brothers, Pat and Johnny; and three sisters, Kelly, Mary Ellen and Kathy.

To help support each of the men and their lasting legacies, please visit The Mark Bavis Leadership Foundation at [markbavisleadershipfoundation.org](http://markbavisleadershipfoundation.org), and for information on The Ace Bailey Children's Foundation, please visit [acebailey.org](http://acebailey.org) and follow them @AceBaileyFdn. In addition, each summer — for the past 14 years — the Manchester Monarchs and The Monarchs Care Foundation have hosted the annual Ace Bailey Golf Classic in New England.

## LOS ANGELES KINGS 2015-2016 REGULAR SEASON SCHEDULE

### OCTOBER 2015 (7 HOME, 3 ROAD)

DAY	DATE	VISITOR	HOME	PT	TV
Wed.	Oct. 7	San Jose	Los Angeles	7:30 p.m.	NBCSN
Fri.	Oct. 9	Arizona	Los Angeles	7:30 p.m.	FSW
Tue.	Oct. 13	Vancouver	Los Angeles	7:30 p.m.	FSW
Fri.	Oct. 16	Minnesota	Los Angeles	7:30 p.m.	FSW
Sun.	Oct. 18	Colorado	Los Angeles	7:00 p.m.	FSW
Thu.	Oct. 22	Los Angeles	San Jose	7:30 p.m.	FSW
Fri.	Oct. 23	Carolina	Los Angeles	7:30 p.m.	FSW
Sun.	Oct. 25	Los Angeles	Edmonton	6:30 p.m.	FSW
Tue.	Oct. 27	Los Angeles	Winnipeg	5:00 p.m.	FSW
Sat.	Oct. 31	Nashville	Los Angeles	1:00 p.m.	FSW

### NOVEMBER 2015 (6 HOME, 7 ROAD)

DAY	DATE	VISITOR	HOME	PT	TV
Mon.	Nov. 2	Los Angeles	Chicago	5:30 p.m.	FSW
Tue.	Nov. 3	Los Angeles	St. Louis	5:30 p.m.	NBCSN
Thu.	Nov. 5	Columbus	Los Angeles	7:30 p.m.	FSW
Sat.	Nov. 7	Florida	Los Angeles	1:00 p.m.	FSW
Tue.	Nov. 10	Arizona	Los Angeles	7:30 p.m.	FSW
Thu.	Nov. 12	NY Islanders	Los Angeles	7:30 p.m.	FSW
Sat.	Nov. 14	Edmonton	Los Angeles	7:00 p.m.	FSW
Tue.	Nov. 17	Los Angeles	Philadelphia	4:00 p.m.	FSW
Fri.	Nov. 20	Los Angeles	Detroit	4:30 p.m.	FSW
Sun.	Nov. 22	Los Angeles	Carolina	10:00 a.m.	FSW
Mon.	Nov. 23	Los Angeles	Florida	4:30 p.m.	FSW
Wed.	Nov. 25	Los Angeles	Tampa Bay	4:30 p.m.	FSW
Sat.	Nov. 28	Chicago	Los Angeles	7:30 p.m.	FSW

### DECEMBER 2015 (4 HOME, 10 ROAD)

DAY	DATE	VISITOR	HOME	PT	TV
Tue.	Dec. 1	Vancouver	Los Angeles	7:30 p.m.	FSW
Sat.	Dec. 5	Pittsburgh	Los Angeles	1:00 p.m.	FSW
Sun.	Dec. 6	Tampa Bay	Los Angeles	7:00 p.m.	FSW
Tue.	Dec. 8	Los Angeles	Columbus	4:00 p.m.	FSW
Fri.	Dec. 11	Los Angeles	Pittsburgh	4:00 p.m.	FSW
Sat.	Dec. 12	Los Angeles	Buffalo	4:00 p.m.	FSW
Mon.	Dec. 14	Los Angeles	Ottawa	4:30 p.m.	FSW
Thu.	Dec. 17	Los Angeles	Montreal	4:30 p.m.	FSW
Sat.	Dec. 19	Los Angeles	Toronto	4:00 p.m.	FSW
Tue.	Dec. 22	San Jose	Los Angeles	7:30 p.m.	NBCSN
Sat.	Dec. 26	Los Angeles	Arizona	6:00 p.m.	FSW
Mon.	Dec. 28	Los Angeles	Vancouver	7:00 p.m.	FSW
Tue.	Dec. 29	Los Angeles	Edmonton	6:00 p.m.	FSW
Thu.	Dec. 31	Los Angeles	Calgary	6:00 p.m.	FSW

### JANUARY 2016 (8 HOME, 4 ROAD)

DAY	DATE	VISITOR	HOME	PT	TV
Sat.	Jan. 2	Philadelphia	Los Angeles	1:00 p.m.	FSW
Mon.	Jan. 4	Los Angeles	Colorado	6:00 p.m.	NBCSN
Thu.	Jan. 7	Toronto	Los Angeles	7:30 p.m.	FSW
Sat.	Jan. 9	St. Louis	Los Angeles	7:30 p.m.	FSW
Mon.	Jan. 11	Detroit	Los Angeles	7:30 p.m.	FSW
Sat.	Jan. 16	Ottawa	Los Angeles	1:00 p.m.	FSW
Sun.	Jan. 17	Los Angeles	Anaheim	6:00 p.m.	FSW
Tue.	Jan. 19	Dallas	Los Angeles	7:30 p.m.	FSW
Thu.	Jan. 21	Minnesota	Los Angeles	7:30 p.m.	FSW
Sat.	Jan. 23	Los Angeles	Arizona	6:00 p.m.	FSW
Sun.	Jan. 24	Los Angeles	San Jose	7:00 p.m.	FSW
Wed.	Jan. 27	Colorado	Los Angeles	7:30 p.m.	NBCSN

### FEBRUARY 2016 (4 HOME, 9 ROAD)

DAY	DATE	VISITOR	HOME	PT	TV
Tue.	Feb. 2	Los Angeles	Arizona	6:00 p.m.	FSW
Thu.	Feb. 4	Anaheim	Los Angeles	7:00 p.m.	NBCSN
Tue.	Feb. 9	Los Angeles	Boston	4:00 p.m.	FSW
Thu.	Feb. 11	Los Angeles	NY Islanders	4:00 p.m.	FSW
Fri.	Feb. 12	Los Angeles	NY Rangers	4:00 p.m.	FSW
Sun.	Feb. 14	Los Angeles	New Jersey	9:30 a.m.	FSW
Tue.	Feb. 16	Los Angeles	Washington	4:00 p.m.	FSW
Thu.	Feb. 18	Los Angeles	St. Louis	5:00 p.m.	FSW
Sat.	Feb. 20	Los Angeles	Nashville	5:00 p.m.	FSW
Tue.	Feb. 23	Calgary	Los Angeles	7:30 p.m.	FSW
Thu.	Feb. 25	Edmonton	Los Angeles	7:30 p.m.	FSW
Sat.	Feb. 27	Buffalo	Los Angeles	8:00 p.m.	FSW
Sun.	Feb. 28	Los Angeles	Anaheim	6:00 p.m.	NBCSN

### MARCH 2016 (9 HOME, 6 AWAY)

DAY	DATE	VISITOR	HOME	PT	TV
Thu.	Mar. 3	Montreal	Los Angeles	7:30 p.m.	FSW
Sat.	Mar. 5	Anaheim	Los Angeles	1:00 p.m.	FSW
Mon.	Mar. 7	Vancouver	Los Angeles	7:30 p.m.	KCOP-TV
Wed.	Mar. 9	Washington	Los Angeles	7:30 p.m.	FSW
Sat.	Mar. 12	New Jersey	Los Angeles	7:30 p.m.	FSW
Mon.	Mar. 14	Los Angeles	Chicago	5:00 p.m.	NBCSN
Tue.	Mar. 15	Los Angeles	Dallas	5:30 p.m.	FSW
Thu.	Mar. 17	NY Rangers	Los Angeles	7:30 p.m.	FSW
Sat.	Mar. 19	Boston	Los Angeles	7:30 p.m.	FSW
Mon.	Mar. 21	Los Angeles	Nashville	5:00 p.m.	FSW
Tue.	Mar. 22	Los Angeles	Minnesota	5:30 p.m.	NBCSN
Thu.	Mar. 24	Los Angeles	Winnipeg	5:00 p.m.	FSW
Sat.	Mar. 26	Edmonton	Los Angeles	7:00 p.m.	FSW
Mon.	Mar. 28	Los Angeles	San Jose	7:00 p.m.	NBCSN
Thu.	Mar. 31	Calgary	Los Angeles	7:30 p.m.	FSW

### APRIL 2016 (3 HOME, 2 AWAY)

DAY	DATE	VISITOR	HOME	PT	TV
Sat.	Apr. 2	Dallas	Los Angeles	1:00 p.m.	FSW
Mon.	Apr. 4	Los Angeles	Vancouver	7:00 p.m.	FSW
Tue.	Apr. 5	Los Angeles	Calgary	6:00 p.m.	KCOP-TV
Thu.	Apr. 7	Anaheim	Los Angeles	7:30 p.m.	KCOP-TV
Sat.	Apr. 9	Winnipeg	Los Angeles	7:00 p.m.	FSW

Note: All dates on this schedule are subject to change.



2016 COROLLA

\\( ^ ^ )\\



Toyota. A proud sponsor of the LA Kings for 26 years.

**SUITING UP TOGETHER**