



St. Louis Blues

2009-2010 Media Guide





How to pay homage to a hat trick.



Step one: Wait until a player scores three goals in one game.



Step two: Remove hat from head. Grasp brim firmly in throwing hand.

Step three: Launch your offering with a flick of the wrist.

How to make sure you're at the game – because throwing your hat at the TV just isn't the same.



Step one: Go to Ticketmaster.com where they've got more ways to get you into the game, including buying and selling seats from season ticket holders and other fans.

Step two: Get ready. (Odds of witnessing a hat trick are 1 in 18.)

ticketmaster[®]

More ways in.[™]

Buy or sell Blues tickets at

stlouisblues.com/TicketExchange



ticketexchange

by Ticketmaster

| Ticketmaster is the official fan resale partner of the NHL.



TABLE OF CONTENTS

FRONT OFFICE

St. Louis Blues 2009-10 Schedule	2
St. Louis Blues / Scottrade Center Staff Directory	3-4
SCP Worldwide	5
David W. Checketts	6
Michael McCarthy	7
Kenneth W. Munoz	8
Carl Vogel	9
Steven Potter	10
Dean Howes	11
Thomas H. Stillman	12
John Davidson	13
Peter McLoughlin	14
Larry Pleau	15
Doug Armstrong	16
Al MacInnis, Jarmo Kekalainen	17
Kevin McDonald	18
Andy Murray	19
Rick Wamsley	20
Ray Bennett, Brad Shaw	21
Nelson Aytotte, Scott Masters	22
Executives	23
Blues Staff	24-29
Blues Broadcasters	30-34

THE PLAYERS

Player Biographies	36-83
Peoples National Bank Ad	85
Minor Pro Players	86-99
In The System	100-112
2009 Draft Selections	113-115
St. Louis Blues 2009-10 Roster	116-117
How The Blues Were Built	118-119
Peoria Rivermen Directory	120
Peoria Coaching Staff	121-122
Peoria Stats (2008-09)	123
Peoria Schedule	124
Alaska Aces Directory	125
Alaska Aces Stats (2008-09)	126
Alaska Schedule	127

2008-09 RECAP

NHL Final Standings	130
League Leaders	131-132
Blues Final Scoring	133
Blues Home/Road Scoring	134
Team Game-by-Game Results	135-136
Blues Results vs. NHL	137
Season Highs and Lows	138-139
Individual Player Game-by-Game	140-149

BLUES VS. NHL

Blues vs. Each NHL Team	152-180
-------------------------	---------

ALL TIME CAREER RECORDS

All-Time Results & Scoring By Season	182-222
All-Time Year-by-Year Records	223
All-Time Home and Road Records	224
All-Time Overtime Records vs. NHL & By Season	225
All-Time Regular Season Overtime Wins	226
All-Time Shootout Records	227
All-Time Shootout Results	228

All-Time Special Teams	229
All-Time Regular Season Hat-Tricks	230
All-Time Regular Season Penalty Shots	231
All-Time Regular Season Shutouts	232-234
All-Time Shutouts vs. NHL	234
All-Time Blues Roster	235-246
All-Time Blues Goaltending Roster	247
All-Time Offensive Leaders By Season	248-249
All-Time Offensive Leaders	250-251
All-Time Goaltending Leaders by Category	252
All-Time Team Records	253-254
All-Time Individual Records	255-256

BLUES HISTORY

All-Time Blues Presidents	258
All-Time Blues General Managers	258
All-Time Blues Coaches	258
All-Time Blues Captains	258
All-Time Coaching Register	259
Results of Coaches First Games	260
Blues All-Time Home and Road Openers	260
Blues All-Time Coaching Records	260
All-Time Blues Honors and Awards	261
All-Time All-Star Statistics	262
All-Time Blues In the All-Star Games	262
All-Time Attendance Records	263
Largest and Smallest Crowds	263
All-Time Draft Selections	264-265
All-Time Numerical Roster	266-267
All-Time Transactions	268-284
First Time in Blues History	285
Last Time in Blues History	286
Blues Logo and History	287
Scottrade Center	288

PLAYOFF HISTORY

2008-2009 Playoff Series Result	290-291
All-Time Playoff Series Results	292
All-Time Playoff Game-by-Game Results	293-296
All-Time Team Playoff Records	297-299
All-Time Individual Playoff Records	300-302
All-Time Playoff Penalty Shots	303
All-Time Playoff Hat-Tricks	303
All-Time Playoff Roster	304-310
All-Time Playoff Offensive Leaders	311
All-Time Playoff Goaltending Roster	312
All-Time Playoff Goaltending Leaders	313
All-Time Playoff Overtime vs. NHL	314
All-Time Playoff Overtime Games	315-316

MISCELLANEOUS INFORMATION

NHL Directory	318
NHL Officials	319
NHL Critical Dates	320
Hockey Operations	321-323
How to Figure	324-325
Medical Glossary	326-331
Media Information	332-333
Scottrade Ad	IBC
Bud Light Ad	BC

Executive Editor: Rich Jankowski
Statistical Consultant: Elias Sports Bureau
Creative Director/
Layout: Glen Peterson - Pinnacle Press/
 Kohler Print Group

Printed By: Pinnacle Press of Kohler Print Group
 (Marie Hill Project Manager)
Photography: Mark Buckner
On the Cover: David Backes, Chris Mason,
 Andy McDonald



St. Louis Blues 2009-10 Schedule

OCTOBER 2009

SUN	MON	TUE	WED	THU	FRI	SAT
				1	2 DET 2:00	3 DET 2:00 +
4	5	6	7	8 ATL 7:00	9	10 LA 7:00
11	12	13	14	15 PHX 9:00	16	17 ANA 9:00
18	19	20 PIT 6:00	21	22	23 MIN 7:00	24 DAL 7:00
25	26	27	28 CAR 6:00	29 PHX 7:00	30	31 FLA 7:00

NOVEMBER 2009

SUN	MON	TUE	WED	THU	FRI	SAT
1	2	3	4	5 CGY 7:30	6	7 PHI 6:00
8 ATL 4:00	9	10 VAN 7:00	11	12 NAS 7:00	13	14 SJ 7:00
15	16	17	18	19 PHX 7:00	20	21 NYI 7:00
22	23 BOS 7:00	24	25 DAL 7:00	26	27 NAS 7:00	28 DET 7:00
29	30 CBJ 6:00					

DECEMBER 2009

SUN	MON	TUE	WED	THU	FRI	SAT
		1	2	3 SJ 9:30	4	5 LA 3:00
6	7 COL 7:00	8	9 DET 6:30	10	11 EDM 7:00	12
13	14	15 CGY 7:00	16 CHI 7:30	17	18 TB 7:00	19
20 VAN 9:00	21 EDM 8:00	22	23 CGY 8:30	24	25	26 MIN 7:00
27 BUF 5:00	28	29 NAS 7:00	30	31 VAN 7:00		

JANUARY 2010

SUN	MON	TUE	WED	THU	FRI	SAT
					1	2 CHI 7:00
3	4	5	6 SJ 9:30	7 ANA 9:00	8	9 LA 9:30
10	11	12 CBJ 7:00	13	14 MIN 7:00	15	16 NYR 7:00
17	18 CBJ 6:00	19	20 MON 6:30	21 OTT 6:00	22	23 ANA 7:00
24	25 CGY 8:30	26	27 VAN 9:00	28 EDM 8:30	29	30 CBJ 7:00

FEBRUARY 2010

SUN	MON	TUE	WED	THU	FRI	SAT
	1	2	3 CHI 7:30	4 SJ 7:00	5	6 CHI 7:00
7	8 COL 8:30	9 DET 7:00	10	11	12 TOR 7:00	13 WAS 7:00
14	15	16	17	18	19	20
OLYMPIC BREAK						
21	22	23	24	25	26	27
OLYMPIC BREAK						
28						

MARCH 2010

SUN	MON	TUE	WED	THU	FRI	SAT
	1	2 PHX 8:00	3	4 DAL 7:30	5	6 COL 8:00
7	8	9	10	11 NYI 6:00	12	13 CBJ 6:00
14 MIN 5:00	15	16 COL 7:00	17	18 NYR 6:00	19	20 NJ 6:00
21 NAS 5:00	22	23	24 DET 6:30	25 LA 7:00	26	27
28 EDM 5:00	29	30 CHI 7:00	31			

APRIL 2010

SUN	MON	TUE	WED	THU	FRI	SAT
				1 NAS 7:00	2	3 DAL 7:00
4	5 CBJ 7:00	6	7 CHI 7:30	8	9 ANA 7:00	10 NAS 7:00

HOME

AWAY



WHATEVER IT TAKES
Scottrade CENTER

• **FSMIDWEST**

All Blues games (except 11/10, 12/15 and 4/5) will be broadcast on FSMidwest unless picked up by national TV.

All starting times Central (Times & TV coverage subject to change)
+ Game played in Stockholm Sweden





St. Louis Blues / Scottrade Center Staff Directory

SCP Worldwide

Principal Owner and Chairman/Governor,
St. Louis Blues/Chairman, SCP Worldwide David W. Checketts
Vice Chairman/Alternate Governor,
St. Louis Blues/Partner, SCP Worldwide Michael McCarthy
Alternate Governor, St. Louis Blues/Partner, SCP Worldwide Kenneth W. Munoz
Partner, SCP Worldwide Carl Vogel
Partner, SCP Worldwide Steven Potter
Partner, SCP Worldwide Dean Howes

Minority Owner

Tom Stillman

Executive

President of Hockey Operations/Alternate Governor John Davidson
CEO of St. Louis Blues Enterprises/Alternate Governor Peter McLoughlin
Senior Vice President and General Manager Larry Pleau
Vice President, Player Personnel Doug Armstrong
Vice President, Hockey Operations Al MacInnis
Executive Vice President, GM, Scottrade Center Marty Brooks
Executive Vice President, Chief Marketing Officer David Bullock
Executive Vice President, Corporate and Sponsorship Sales Mark Toffolo
Senior Vice President, Sales Todd Lambert
Senior Vice President, Finance and Administration Phil Siddle
Senior Vice President, Business Development Eric Stisser
Senior Vice President, Marketing Karrie Yager
Vice President, Public Relations Mike Caruso
Vice President, Suite Sales Chris Diiorio
Vice President, General Manager/Radio Sales Jim Goessling
Vice President, Corporate and Sponsorship Sales Bryan Lucas
Vice President, Entertainment and Event Marketing Mark Tamar
Executive Assistant to the President and GM,
St. Louis Blues Donna Lembke
Executive Assistant to the CEO,
St. Louis Blues Enterprises Amber Daniels

Hockey Operations

Assistant General Manager/Director, Amateur Scouting Jarmo Kekalainen
Assistant General Manager/Director, Professional Scouting and Peoria General Manager Kevin McDonald
Head Coach Andy Murray
Assistant Coach/Rick Wamsley
Assistant Coach Ray Bennett
Assistant Coach Brad Shaw
Strength and Conditioning Coach Nelson Aytte
Video Coach Scott Masters
Director, Media Relations Rich Jankowski

Scouting

Professional Scout Rob DiMaio
Professional Scout Tony Feltrin
Professional Scout Jan Vopat
Part-Time Professional Scout Wayne Munday
Amateur Scout Mike Antonovich
Amateur Scout Bill Armstrong
Amateur Scout Dan Ginnell
Amateur Scout Ville Siren
Part-Time Amateur Scout Thomas Carlsson
Part-Time Amateur Scout Marshall Davidson
Part-Time Amateur Scout Vladimir Havluj, Jr.
Part-Time Amateur Scout Basil McRae
Part-Time Amateur Scout Rick Meagher
Part-Time Amateur Scout J Niemiec
Part-Time Amateur Scout Michel Picard
Part-Time Amateur Scout Georgi Zhuravlev

Training

Athletic Trainer Ray Barile
Assistant Athletic Trainer Mike Hannagan
Equipment Manager Bert Godin
Assistant Equipment Manager Joel Farnsworth
Equipment Assistant Ray Halle
Massage Therapist Jeff Wright
Strength and Conditioning Assistant Jon Benne

Medical

Orthopedic Surgeon Dr. Jerome Gilden
Orthopedic Surgeon Dr. Matt Matava
Orthopedic Surgeon Dr. Rick Wright
Internist Dr. Aaron Birenbaum
Internist Dr. William Birenbaum
Neurosurgeon Dr. Ralph Dacey
General Surgery Dr. Michael Brunt
Plastic Surgery Dr. Tom Francel
Dentist Dr. Glenn Edwards
Ophthalmologist Dr. Rex Gormley
Oral Surgeon Dr. Ken Kram

Peoria Rivermen

Head Coach Davis Payne
Assistant Coach Drake Berehowsky
Goaltending Consultant Ed Belfour
Head Athletic Trainer Chris Palmer
Equipment Manager Steve Castaletti
Consultant Bruce Saur

Broadcasting

Executive Director, Broadcasting and Blues Alumni Bruce Affleck
Radio Station KMOX, 1120 AM
Radio Play-by-Play Chris Kerber
Radio Color Analyst/Community Relations Kelly Chase
Community Relations and KMOX Radio Bob Plager
Television Station FS Midwest
Television Play-by-Play John Kelly
Television Color Analysts Darren Pang, Bernie Federko

Marketing

Senior Director, Advertising/Promotions Lisa Kampeter
Senior Director, Digital Media Beth Schwartz
Director, Event Presentation Chris Frome
Director, Community Relations/14 Fund Renah Jones
Manager, Event Marketing Lamont Buford
Manager, Website Chris Pinkert
Site and Graphic Developer Brenda Wilbur
Masot Coordinator Spencer Agee-Sage
Coordinator, Community Relations Randy Girsch
Team Photographer Mark Buckner

Event Operations

Public Address Announcer Tom Calhoun
Organist Jeremy Boyer
Music Coordinator Carl Middleman
Video Director Charles Good
Video Producer Peter Saguto

Sponsorship

Director, Sponsorship Sales Deni Allen
Corporate Sales Executive Matt Poling
Director, Corporate Sponsorship Services Julie Drochelman
Coordinator, Sponsorship Services Jackie Miller
Assistant, Corporate Sales Marlena Huenefeld
Marketing/Sponsorship Assistant Donna Ferguson



ST. LOUIS BLUES / SCOTTRADE CENTER STAFF DIRECTORY

Ticket Sales

Director, Client Services
Manager, Ticket Sales
Manager, Suite Sales
Premium Sales Executive
Premium Sales Executive
Premium Sales Executive
Premium Sales Executive
Premium Sales Executive
Premium Sales Executive
Premium Sales Executive
Premium Sales Executive
Database Manager
Suite and Premium Services Representative
Account Executive
Account Executive
Account Executive
Account Executive
Account Executive
Account Executive
Account Executive
Inside Sales Representative

Abby Jones
Yancy Jones
Nick Wierciak
Matt Berry
Jered Kozinn
Rob Mansis
Alvin Newsome IV
Jason Penning
Mark Pettis
Jason Sluyter
Melissa Weissman
Matt Brown
Paula Munder
Jessica Bright
Brad Ellis
Dan Kramer
Kyle Lewis
Debbie O'Neil
Angelo Picucci
Matt Stucky
Tim Worth
John Ampleman

Group Ticket Sales

Senior Director, Group Sales
Manager, Group Sales
Group Sales Executive
Group Sales Executive
Group Sales Executive
Group and Client Sales Coordinator

Jennifer Nevins
Kari Takmajian
Lauren Castle
Jen Lohrman
Matt Olinik
Dana Heinzmann

Finance

Finance Controller
Manager, Accounting
Manager, Accounting
Manager, Accounting
Manager, Payroll
Manager, Payroll
Staff Accountant
Manager, IT
Accountant
Accountant

Keith Hegger
Craig Bryant
Kristal Edwards
Kristy Horner
Pam Di Rie
Crystal Strasburg
Matt Portell
Tony Kostansek
Deann Cromer
Mindy Wallace

Retail

Director, Retail
Manager, Retail
Store Manager
Assistant Store Manager

George Pavlik
Barry Smith
Kelly Cheatham
Matt Tierney

SCOTTRADE CENTER

Director, Marketing/Communications, Scottrade Center
Coordinator, Contract and Event Booking, Scottrade Center

Megan Little
Cherri Kraenzle

HUMAN RESOURCES

Director, Human Resources
Assistant, Human Resources
Receptionist
Receptionist

Val Brinker
Heather Whitten
Marian Dale
Ernestine Ollie

BUILDING OPERATIONS

Director, Event Operations
Director, Facility Operations
Manager, Building Operations
Manager, Building Operations
Chief Electrician
Electrician
Electrician
Electrician
Electrician
Electrician
Electrician
Lead Maintenance
Maintenance
Maintenance
Maintenance
Maintenance
Maintenance
Maintenance
Maintenance
Maintenance
Maintenance

Don Newman
David Sherill
Dave Iacono
Joe Maier
Rick Pipkins
Tim Barts
Mose Boyer
Erik Floyd
Jeff Heuermann
Robert Needham
Glenn Schafer
Reza Torgoley
Rick Lacey
David Grimes
Jerome Jacobs
Timothy Kelsheimer
David Lewis
Michael Mitchell
Willie Sales
James Schmuke
Scott Schram
Jeff Smith
Danny Williams

GUEST SERVICES

Senior Director, Guest Services and Security
Assistant Director, Guest Services
Manager, Guest Services
Coordinator, Guest Services
Coordinator, Premium Services
Building Security Officer
Building Security Officer
Building Security Officer
Building Security Officer
Building Security Officer
Building Security Officer
Building Security Officer
Building Security Officer
Building Security Officer
Building Security Officer
Building Security Officer
Building Security Officer

Jason Duffy
Jessica Reid-Bateman
Robert Schnettler
Tiffany Morris
Allison Click
David Arledge
Frank Brown
William Burch
Robert Daugherty
Anthony First
Terry Hamann
Gene Hunziker
Kraig Kowalski
Shane Kinzel
Todd Matzker
James Minogue

BOX OFFICE

Senior Director, Ticket Operations
Manager, Ticket Operations
Manager, Ticket Operations
Assistant Manager, Ticket Operations
Ticket Sales
Ticket Sales
Ticket Sales
Ticket Sales
Ticket Sales
Ticket Sales
Ticket Sales
Ticket Sales

Rob Fasoldt
Kerry Emerson
Eric Fronczek
Greg Rapini
Juanita Hall
Donna Hahn
Jeff Jovanovic
Justin Malmberg
Todd Morris
Debbie Nyberg
Peggy O'Connor
Dominique Robertson



Based in New York City, SCP Worldwide is a growing sports, entertainment and media enterprise operated by some of the industry's most successful executives. The firm is built on a model of selecting undervalued franchises, venues and real estate opportunities and building them into robust business ventures. SCP Worldwide owns a diverse array of properties that include the National Hockey League's St. Louis Blues, Scottrade Center, the famed Kiel Opera House in St. Louis as well as the Blues' AHL affiliate Peoria Rivermen. The company also owns and operates Major League Soccer's Real Salt Lake and its home - Rio Tinto Stadium - a multi-purpose, open-air facility in Sandy, Utah as well as KALL700 Sports Radio in Salt Lake City.

Additionally, the company holds a significant interest in Running Subway, the New York-based live entertainment company which recently opened the Discovery Times Square Exposition space and manages the Rock and Roll Hall of Fame Annex in Soho, NY. SCP also owns the much heralded Tupelo-Honey Productions, a multi-disciplined, full-service television and broadband production company. SCP also maintains a relationship with world-renowned soccer franchise, Real Madrid, the 30-time La Liga champion. Further expanding their reach within the soccer community, SCP also owns the media rights to the South American World Cup Qualifiers, a competition that is one of the pre-cursors to the 2010 World Cup. Additionally, they own an interest in fantasy sports website www.rototog.com.

SCP Worldwide (www.scpworldwide.net) consists of proven sports, media, entertainment and finance executives including David W. Checketts, its chairman and founding member and his partners, Michael McCarthy, Kenneth Munoz, Steve Potter, Dean Howes and Carl Vogel.





David W. Checketts

Principal Owner and Chairman, St. Louis Blues Chairman, SCP Worldwide

David W. Checketts founded SCP Worldwide (SCP) in September 2001. One of the most heralded sports, media and entertainment executives he currently serves as Chairman of this fast growing company.

Under his direction and leadership, SCP has acquired an impressive stable of assets. In June 2006 the company acquired the St. Louis Blues of the National Hockey League, Scottrade Center and Kiel Opera House as well as purchasing the Blues' AHL affiliate Peoria Rivermen in July 2008. In 2004, SCP acquired the twelfth Major League Soccer (MLS) franchise launching Real Salt Lake and in October of 2008 opened, to critical acclaim, Rio Tinto Stadium – a 20,000 seat multi-purpose open air facility in Sandy, Utah. SCP owns Salt Lake City sports-talk radio station KALL700 Sports, has a controlling interest in Running Subway, an entertainment production company, and owns Tupelo-Honey a heralded media production company.

The 53-year-old Mr. Checketts created his sports media company after a successful ten-year career at Madison Square Garden (MSG). As President and Chief Executive Officer for seven years, Mr. Checketts oversaw all operations of one of the most powerful sports and entertainment companies globally, including the “World’s Most Famous Arena” and its three sports franchises, the New York Knickerbockers of the NBA, the New York Rangers of the NHL, and the New York Liberty of the WNBA – along with the award winning MSG Network and FOX Sports Network. In 1997, while at his post, Mr. Checketts took on the ambitious acquisition and comprehensive restoration of New York’s historic Radio City Music Hall. Although MSG, under his leadership, was awarded with many accomplishments such as being named Arena of the Year for six straight years, the achievement he takes most pride in is the establishment of the MSG “Cheering for Children” foundation which created after school programs for thousands of New York City school children.

Mr. Checketts began his career at Madison Square Garden as President of the New York Knicks in March 1991. In the four seasons he served as President, the team finished twice in first place, made it to the Eastern Conference Finals twice and captured the Eastern Conference Champion Title in 1994. During this time, the team set records in attendance, ratings and revenues including setting the all-time sellout streak of 460 games at The Garden. Forbes named the Knicks the most valuable franchise in the NBA.

In his role as Governor of the Knicks (NBA), Rangers (NHL) and Liberty (WNBA), Mr. Checketts was instrumental in all three leagues development and mission. For the NBA, he was part of both the Planning Committee and the Labor Relations Committee which including being a lead negotiator in the Collective Bargaining Agreement (CBA) in 1999. For the WNBA, he was one of the founding partners and served on the League’s Operating Committee.

Prior to joining the Knicks, Mr. Checketts spent one year as General Manager of NBA International, working with NBA Commissioner David Stern on building a presence for the league in broadcasting and licensing around the world.

In 1983, Mr. Checketts was named President and General Manager of the Utah Jazz. At 28 years old, he became the youngest chief executive in the history of the NBA. During his six year tenure, the team captured two Midwest Division titles and enjoyed a multi-million dollar economic turnaround.

Mr. Checketts did his undergraduate studies at the University of Utah and earned his MBA from Brigham Young University (BYU) in 1981, where he graduated with top honors. Upon completion of his studies, he joined the Boston based consulting firm, Bain & Company.

Mr. Checketts serves on the Board of Directors of JetBlue Airways, International Management Group (IMG) and Republic Mortgage. He plays an active role with each company, serving as the Chairman, Compensation Committee for JetBlue.

He resides in Connecticut with his wife Deb. They have six children and four grandchildren.



Michael McCarthy **Vice Chairman/Alternate Governor, St. Louis Blues** **Partner, SCP Worldwide**

Mike McCarthy, who joined SCP Worldwide (SCP) in July 2005 as partner, serves as the Vice-Chairman and Alternate Governor of the St. Louis Blues, where he oversees day-to-day operations for the National Hockey League franchise and Scottrade Center. Additionally, Mr. McCarthy played an instrumental role in SCP Worldwide's purchase of the Peoria Rivermen and is the Chairman of SCP's highly acclaimed sports, entertainment and media production company, Tupelo Honey Productions.

Prior to joining SCP Worldwide, Mr. McCarthy most recently served as President of Madison Square Garden Networks Group, a position he held during his 23-year career with the organization. During his tenure, Mr. McCarthy oversaw the sports and news production and programming that

led to an extraordinary 75 Emmy Awards and 250 Emmy Award Nominations.

In addition to the many Emmy Awards, Mr. McCarthy's creativity and programming prowess were recognized as he and his staff garnered many other accolades throughout the industry, including the national Cable ACE Award, International Festival Award, two-time Pro Max Marketing Awards, Bandies Award and The Mark Award.

Mr. McCarthy started at Madison Square Garden Networks as an intern in college, and worked his way upward as a Production Assistant, Producer, Senior Producer, Executive Producer to the Vice President of Programming and Production, where he was able to shape MSG Network into the premier sports regional network in the country. He steadily moved up to Senior Vice President of Programming and Production and was given the responsibility of overseeing Fox Sports New York, where he transformed the regional network into another award-winning regional sports leader.

Mr. McCarthy became Executive Vice President, and later President, where he served on the Madison Square Garden Executive Board. He also served on the CTANY Board. One of Mr. McCarthy's legacies at MSG Networks was as an active member of the Cheering for Children Board, where he was very instrumental in the charity that aided after-school programs for children in the metropolitan New York area.


As the leader of Madison Square Garden Networks Group, Mr. McCarthy had the responsibility of overseeing the entire operation of MSG Network, Fox Sports Net New York, MSG Radio, MSG ITV and MSGNetwork.com. He managed budgets of \$386 million in revenue and \$235 million in expenses, while overseeing over 200 staff and another 300 freelance employees.

Mr. McCarthy was responsible for the day-to-day operations of Production, Programming, Ad Sales, Marketing, New Media, Technical Operations and Public Relations. He oversaw and directly negotiated talent contracts, along with IBEW, IATSE, DGA and AFTRA union contracts.

Besides being recognized for excellence in sports production, Mr. McCarthy was also an innovative leader of the most technically advanced regional networks, including the introduction of High Definition Television (HDTV) in 1998 when his network aired the first regularly scheduled sports events covered in HD.

Mr. McCarthy also managed and created highly popular, Emmy award winning New Media initiatives of sports content for the Cablevision digital set top box (DSTB).

Mr. McCarthy resides in Fairfield, Connecticut with his wife Allison and their two children, Jeremy and Maggie.



Kenneth Munoz

Alternate Governor, St. Louis Blues

Partner, SCP Worldwide

Kenneth Munoz joined SCP Worldwide, as a partner, effective July 15, 2005. Since SCP's start-up in 2002, Mr. Munoz has acted as its counsel, negotiating and concluding a number of acquisitions and related sports, media and entertainment transactions that helped create the company SCP is today. Mr. Munoz was the critical player for SCP in its acquisition of the St. Louis Blues in 2006, as well as the complicated equity/debt structure utilized to complete this transaction. He is a co-investor with SCP in Running Subway, LLC, and serves as its Chairman.

Mr. Munoz most recently served as senior counsel in the New York office of the law firm of Sidley Austin Brown & Wood from 2002 to 2005. His practice focused on general corporate matters in the

industries of sports, media and entertainment. His client base included arena owners, sports team entrepreneurs and major sports leagues. Mr. Munoz represented team owners in each of the National Basketball Association and the National Hockey League.

He also represented major arenas in the two largest U.S. markets, the Forum in Los Angeles, and Madison Square Garden in New York, in respect of numerous transactional matters – ranging from capital structuring transactions, to concessions/arena manager agreements to sponsorship partner agreements to general corporate advice.

Before joining Sidley in May 2002, Mr. Munoz was Executive Vice President, Business Affairs and General Counsel for Madison Square Garden, L.P. for sixteen years. In this position, Mr. Munoz supervised a department of eight attorneys responsible for all relevant legal and business affairs matters facing MSG including entertainment and television business negotiations, player contracts, labor relations and litigation. He was also in charge of all new business development activities for MSG, including mergers and acquisitions. Prior to being named General Counsel in 1986, Mr. Munoz held several legal and business affairs positions with the company.

During Mr. Munoz's twenty four year career at MSG, Mr. Munoz helped put together many of the brand-building transactions and corporate moves that created the \$1 billion company it is today, including the company's 1997 acquisition of Radio City Productions. In 1988, Mr. Munoz led negotiations that resulted in MSG's unprecedented contract to telecast New York Yankees games through 2000, a deal valued at the time at more than \$500 million. In more recent years, he helped establish the New York Liberty, the company's WNBA team and expanded MSG entertainment programming businesses. His appointment to the National Hockey League Board of Governors on behalf of the Blues was preceded by 16 years of the same service on the Boards of the NHL and the NBA during his MSG tenure. He also serves as a Governor on behalf of SCP's Major League Soccer franchise, Real Salt Lake and is also a member of the League's Labor Relations committee.

Prior to his in-house positions at MSG, Mr. Munoz was an associate in the New York offices of the law firm, Fulbright and Jaworski.

Mr. Munoz graduated from New York University School of Law (J.D., 1975) and obtained his B.A. from the State University of New York – New Paltz in 1972. He is a member of the New York State Bar Association and its Entertainment, Arts and Sports Law Section, and is active in alumni affairs of NYU Law School, participating in its annual Speaker's Roundtable. Mr. Munoz resides in Douglas Manor, New York with his wife, Maryann. They have three children and one grandchild.



Carl Vogel
Partner, SCP Worldwide

Carl Vogel, one of the most experienced executives in the media and telecom business with over 25 years of increasing responsibility across the cable television, satellite, telecom and content sectors, joined SCP Worldwide as Partner in May, 2009. Mr. Vogel's experience ranges from structuring complex financial transactions, mergers and acquisitions, attracting necessary investment capital in both public and private markets to content creation, program network negotiations and cable and satellite network operations. Mr. Vogel has close personal relationships with the top leaders in the media and telecom sectors in North America and has a long track record of success. Mr. Vogel, who will be based out of Denver, Colorado, has a reputation for integrity, candor and independence

with the investment community and is well known and respected on Wall Street and Capitol Hill.

Mr. Vogel is currently a member of the Board of Directors of Dish Network Corporation (DISH; NASDAQ) and an advisor to its Chairman, Chief Executive Officer and Founder. Dish Network is a leader in the multi-channel video business serving in excess of 13 million customers throughout the United States.

While serving as Vice Chairman of Dish Network and EchoStar Communications Corporation (from June 2005 to March 2009), Mr. Vogel was responsible for all strategic matters, investments, media and advertising sales, corporate development, treasury, programming negotiation and affiliations as well as being a member of the respective company's executive committees. Mr. Vogel also held the title of President from February 2006 to February 2008.

Additionally, as part of his first turn with EchoStar Communications (March 1994 – March 1997), Mr. Vogel helped to found Dish Network, which was created in 1994 to develop EchoStar's direct broadcast satellite business.

Mr. Vogel also represented the company's interests in various strategic investments as a member of the board of directors of College Sports Television, Oxygen Media, G4, SiTV and The Tennis Channel.

Prior to returning to EchoStar, Mr. Vogel served as President, Chief Executive Officer and Director of Charter Communications (CHTR; NASDAQ) from October, 2001 until January 2005 where he helped refinance over \$12 billion in debt securities, reorganized operations for greater efficiency, introduced Voice over Internet Protocol services and high definition television and was named 2004 CEO of the Year by CableFax Magazine.

Mr. Vogel has also held significant positions at Liberty Media Corporation and Shaw Communications.

Mr. Vogel graduated from St. Norbert College in DePere, Wisconsin with a Bachelor of Science degree with an emphasis in finance and accounting. Mr. Vogel was recognized as the Distinguished Alumni in Business in July 2002. Mr. Vogel played baseball for St. Norbert College from 1975 to 1979 earning all conference honors from the Wisconsin Independent Conference of Athletics (WICA) in 1977 and 1978. Mr. Vogel and his wife Carol live in Cherry Hills Village, Colorado and are the proud parents of five wonderful children ranging in age from 25 to 18.



Steven Potter

Partner, SCP Worldwide

Steven Potter joined SCP Worldwide, as a partner, in February, 2008. Mr. Potter is responsible for the identification and deployment of existing and new capital while overseeing all relationships with SCP's equity and debt partners. Additionally, Mr. Potter oversees the day-to-day operations of Real Salt Lake, the company's Major League Soccer franchise.

Mr. Potter joins SCP after a very successful career as a senior investment banker with experience in executing over 30 mergers and acquisitions and over \$30 billion in debt and equity financings for both private and public companies. In addition, Mr. Potter advised some of the largest consumer and

industrial companies in executing corporate restructurings, dividend and share repurchase strategies.

Most recently, Mr. Potter served as Managing Director and Co-head of Consumer Group at Banc of America Securities. During his five-year tenure he built the Food and Beverage Group into one of the leading groups on Wall Street. Important transactions include the recapitalization of Eurofresh, debt and equity issuances for Boulder Specialty's (SPAC) acquisition of Smart Balance, and over \$1.2bn of high yield financings for Constellation Brands.

Prior to Banc of America Securities, Mr. Potter held the position of Managing Director and head of Food and Beverage Group at Deutsche Banc Alex. Brown where he rebuilt the Food and Beverage group spearheading growth in revenues by 400 percent. Noted transactions during his tenure included \$8.7 billion Kraft IPO, the \$2.6 billion privatization of Dole Foods, and the sale of Vlasic Foods.

Before joining Deutsche Banc, Mr. Potter was a Principal in the Global Consumer Group at Morgan Stanley and Vice President in Mergers and Acquisitions at J.P. Morgan & Co. where he began his investment banking career. While at J.P. Morgan, he advised Anheuser-Busch on the divestiture of The St. Louis Cardinals Baseball Club and associated assets.

Prior to receiving his MBA, Mr. Potter held positions at Trammell Crow Ventures and Ford Motor Company. Mr. Potter completed his undergraduate studies at Brigham Young University and received his MBA from UCLA Anderson School of Management.

Mr. Potter currently resides in Darien, Connecticut with his wife and their two children.



Dean Howes
Partner, SCP Worldwide

Dean Howes, a partner in SCP Worldwide, oversees the day-to-day operations of KALLSports 700, SCP's sports talk radio station in Salt Lake City, UT which is an affiliate of ESPN Radio. Mr. Howes, who helped start SCP with Dave Checketts, was integral in bringing Major League Soccer to Salt Lake City making it the 12th franchise in the emerging league.

Mr. Howes began his career with Bristol-Myers Squibb spending 19 years in key executive positions in New York, Chicago, and Los Angeles. His assignments included: Vice-

President of Integrated Customer Service responsible for building and managing a cross-divisional team focusing on sales and marketing for BMS. As Senior Director of Business Development, he was responsible for 160 million dollars in annual sales in addition to managing a staff of National Account Managers and Business Development Managers.

In 1997, he became CEO, President, and Founding Executive of Professional Teams Physicians, a company that aggregated physicians representing professional teams in the NBA, MLB, NFL, MLS and NHL. The company grew to represent over 1,100 sports medicine physicians responsible for creating and supporting sports care products as well as providing technology tools for hospitals and physicians across the country.

During his twenty-seven years of marketing, sales, and business development experience, Dean has earned numerous professional awards for his outstanding achievement and business accomplishments. Dean has served in many voluntary leadership positions. In his spare time, he enjoys family, friends, and a wide variety of sports interests.



Thomas H. Stillman

Minority Owner, St. Louis Blues

Tom Stillman was announced as a minority owner of the St. Louis Blues on March 29, 2007. This was the first foray into professional sports for Mr. Stillman, a former lawyer who is now chairman and CEO of Summit Distributing, a St. Louis-based beer distribution business.

Mr. Stillman was born and raised in Minneapolis, Minnesota. He attended Middlebury College in Middlebury, Vermont, where he played hockey and soccer, graduating in 1974. He later went on to law school, graduating from the University of Minnesota School of Law in 1978.

Following graduation, Mr. Stillman went to work for the New York law firm Dewey, Ballantine, Bushby, Palmer & Wood (now Dewey & LeBoeuf). In 1985, he joined the firm's Washington, D.C., office. In 1988, he moved to the U.S. Department of Commerce, where he was Chief Counsel for Export Administration, responsible for legal aspects of national security-based controls on sensitive exports. In the same year, Mr. Stillman married Mary T. Danforth in Washington, D.C.

In 1993, Mr. Stillman and his family moved to St. Louis. In January 1994, he left the legal profession and entered the beer distribution business with the acquisition of St. Louis Beer Sales. He now serves as the chairman and CEO of the company, renamed Summit Distributing in 2001.

Mr. Stillman serves on the boards of the St. Louis Blues 14 Fund, the St. Louis Sports Commission, and the Nature Conservancy in Missouri.

Tom and his wife Mary reside in St. Louis with their three children, John, Isabelle, and Anna.



John Davidson President of Hockey Operations

John Davidson became the seventh president in franchise history on June 30, 2006. Since his arrival, the organization has signed players such as Paul Kariya and Keith Tkachuk while continuing to develop a solid young team. Davidson has also made deals which has brought Brad Boyes, Chris Mason and Andy McDonald to St. Louis.

Davidson, a former goaltender for the Blues and the team's first-round draft choice in 1973, boasts an impressive hockey career on and off the ice, including many years as an analyst for the Madison Square Garden (MSG) Network and various national hockey broadcast partners in the United States and Canada. On June 2, 2009, The Hockey Hall of Fame announced that Davidson will receive the Foster Hewitt Memorial Award for outstanding contributions as a hockey broadcaster and he will be

officially inducted on Nov. 9, 2009.

In recent years, his extraordinary abilities as a hockey analyst for MSG were rewarded with four prominent and important honors. The NHL and U.S. Hockey honored Davidson in March of 2004 when he was presented with the Lester Patrick Award for his contribution to American hockey. In May of 2001, he received his second career New York Emmy award for "Outstanding On-Camera Achievement." He first won the award in April of 1995. In December of 1994, he was an integral part of MSG's Rangers broadcast team that was named winner of the CableACE award for "Outstanding Live Event Coverage." In June of 1999, Davidson emceed the on-ice festivities prior to Wayne Gretzky's final NHL game.

From 1990-93, Davidson served as NBC's analyst for the NHL All-Star Game. He has worked as the lead analyst for Olympic hockey coverage in the 1992 games in Albertville, France, the 1994 games in Lillehammer, Norway, the 1998 games in Nagano, Japan, the 2002 Winter Olympics in Salt Lake City and the 2006 Winter Olympics in Torino, Italy.

Davidson contributed to ABC's coverage of the NHL in 1994 as their top commentator and from 1995-1999 served on the number-one broadcast team with FSN's Mike Emrick for FOX's coverage of the regular season, All-Star Games, Stanley Cup playoffs and finals. He also worked as an analyst for OLN and NBC during the 2005-06 season.

In addition, Davidson, who was born in Ottawa, Ontario and raised in Calgary, Alberta worked for TBS at the 1990 Goodwill Games, several All-Star Games and Stanley Cup Finals for OLN, NBC, ESPN and SportsChannel, the 1991 Canada Cup for "Hockey Night in Canada", and the 1996 World Cup of Hockey for FX. He served as ESPN's studio analyst for the 1993 Stanley Cup playoffs. Davidson also served as a panelist on "After 40 Minutes," which airs after the second period of "Hockey Night in Canada" telecasts on CBC.

Davidson enjoyed a successful career with the Calgary Centennials in junior hockey and was picked as a first-round draft choice in the 1973 draft by St. Louis. That same year, he became the first goaltender to go directly from junior hockey to the NHL. After two years with the Blues, Davidson was dealt to the Rangers in June of 1975 and led a remarkable run to the Stanley Cup Finals with the club in 1979.

Due to various injuries, Davidson retired in 1983. He went directly to MSG Network for one season, before joining "Hockey Night in Canada," where he served for two seasons. Davidson rejoined MSG Network for the 1986-87 season and worked alongside play-by-play man Sam Rosen until the 2005-06 season.

John and his wife Diana, are the parents of two daughters: Lindsay and Ashley.



Peter McLoughlin CEO of St. Louis Blues Enterprises

Peter McLoughlin was named chief executive officer of St. Louis Blues Enterprises, a newly formed division of the St. Louis Blues and Scottrade Center operation, on July 6, 2006.

Under McLoughlin's direction, St. Louis Blues Enterprises encompasses all business operations of the Blues and Scottrade Center, including sales, marketing and finance. From negotiating a long-term arena naming rights deal with St. Louis based investing firm Scottrade in time for the 2006-2007 season to spearheading a creative marketing campaign that helped generate 31 sellouts in 2008-2009, McLoughlin has been integral in restoring the Blues' brand in St. Louis and throughout the NHL community. Other major accomplishments during McLoughlin's tenure include dramatic increases in season ticket and sponsorship sales, the return of team broadcasts to KMOX Radio, a new long-term and comprehensive broadcast agreement with Fox Sports Midwest, fund-raising on behalf of the United Way and The Fourteen Fund, increases in television ratings (ranked 7th last season among all U.S. teams), a 2009-2010 marketing campaign featuring iconic St. Louis personalities, and innovative team promotions and game night presentation elements that have made Scottrade Center a destination beyond the game itself. McLoughlin also helped SCP Worldwide with the acquisition and current operation of the Peoria Rivermen, the Blues' affiliate in the American Hockey League.

For 21 years prior to joining the Blues, McLoughlin served in a variety of executive roles at Anheuser-Busch, which is widely considered one of the world's premier companies in the areas of consumer marketing and sports sponsorship. McLoughlin was Vice President of Corporate Media and served as an officer of the company while at Anheuser-Busch, where he negotiated sponsorship and strategic alliances on behalf of Budweiser, Bud Light and other global A-B brands that included 15 Super Bowls, five Summer Olympics, four Winter Olympics, World Cup soccer and a host of professional team and league partnerships here in the U.S. and abroad. McLoughlin was integral in the development and execution of national and local media plans on behalf of Anheuser-Busch, leading negotiations for national broadcast media placement, local media buying, sports team sponsorships and stadium signage, Internet media strategies, international media strategies and media research.

Prior to joining Anheuser-Busch, McLoughlin spent more than six years at NBC Sports. From July 1979 to March 1984, he served as a senior unit manager at NBC Sports, where he managed production budgets and supervised on-site production of network programming such as Major League Baseball, the NFL, NCAA basketball, the World Series and the French Open tennis tournament. From March 1984 to October 1985, McLoughlin worked in NBC Sports Sales.

McLoughlin serves on the board of directors for the St. Louis Regional Chamber and Growth Association (RCGA), Regional Business Council (RBC), United Way of St. Louis, and St. Louis Sports Commission. He is a 1979 graduate of Harvard University.

Peter and his wife Kelly have five children and reside in St. Louis.





Larry Pleau

Senior Vice President & General Manager, St. Louis Blues

Larry Pleau was named general manager on June 9, 1997, becoming the 10th general manager in team history.

During Pleau's 12-year tenure as general manager, he has successfully re-established the organization's talent basis, while steering the team towards challenging for the Stanley Cup. The Blues have posted a 428-364-110 record since his arrival, while capturing the Presidents' Trophy during the 1999-2000 campaign. The team also posted a 260-153-63-16 record from 1997-1998 to 2002-2003, marking the best six-year span in franchise history. Pleau served as the assistant general manager of silver medal-winning Team USA at the 2002 Winter Olympics in Salt Lake City and was named general manager for Team USA for the 2003 and 2004 (bronze medal) IIHF World Championships and at the 2004 World Cup of Hockey. He was named The Sporting News "Executive of the Year" following the Blues success in 1999-2000, when the team posted a 51-20-11 record and in 2000 was inducted into the United States Hockey Hall of Fame.

After Pleau arrived in St. Louis, the team has acquired players through trades such as Keith Tkachuk, Brad Boyes, Doug Weight, Scott Mellanby, Dallas Drake, Andy McDonald and Chris Mason. In addition, the club has made key free agent signings such as Paul Kariya and Bill Guerin. Pleau also has been involved in each of the Blues' drafts and under his watch the team has drafted Barret Jackman, Jay McClement, Erik Johnson, Roman Polak, David Perron, David Backes, T.J. Oshie, Patrik Berglund and Alex Pietrangelo.

Pleau began conducting summer player mini-camps for the organization's top prospects during his time as general manager. His fan/media-friendly approach has gained him respect around the league as one of the most aggressive-thinking general managers in hockey today.

Pleau spent eight seasons with the New York Rangers organization, as assistant general manager and vice president of player personnel. He joined the Rangers in 1989 as assistant general manager of player development. During Pleau's tenure in New York, he worked along side general manager Neil Smith to help steer the Rangers to the 1994 Stanley Cup. While with the Rangers, Pleau was responsible for drafting such players as Doug Weight, Tony Amonte, Sergei Zubov, Alexei Kovalev, Todd Marchant and Mattias Norstrom.

Prior to joining the Rangers, Pleau spent 17 seasons with the Hartford Whalers organization in various capacities; as a player, assistant coach, head coach, general manager, minor league general manager and head coach. As Whalers general manager he was instrumental in drafting Ray Ferraro, Ron Francis, Kevin Dineen and Ulf Samuelsson.

Pleau played three seasons with the Montreal Canadiens (1969-1972), winning the Stanley Cup in 1971 and an Avco World Cup in 1972. He was the first player signed by the Hartford Whalers of the World Hockey Association. Pleau played center/left wing for the Whalers from 1972 until his retirement in 1979 and appeared in 468 regular season games for Hartford, amassing 157 goals and 215 assists for 372 points. He also competed nationally for the 1968 United States Olympic Team, the 1969 U.S. National Team and for Team USA in the 1976 Canada Cup Tournament.

Pleau and his wife, Wendy, have two children: son, Steve, and daughter, Shannon; and three grandchildren, granddaughter, Lily and grandsons, Ryan and Jake.





Doug Armstrong

Vice President of Player Personnel

Doug Armstrong was named Vice President of Player Personnel for the Blues on May 29, 2008.

Armstrong spent 17 years with the Dallas Stars organization and the last six seasons as the club's general manager. From January 25, 2002, to the start of the 2007-08 season, Armstrong led the Stars to the third most regular season point total (427), collected the third-most wins (190) and the second most home victories (110) and points (240) in the entire NHL. Dallas won two Pacific Division Championships (2002-03, 2005-06) and qualified for the playoffs four times over the span.

Armstrong was a part of the Stars' organization since the club moved to Dallas in 1993 and helped lead the franchise to two Presidents' Trophies, two Western Conference titles and the 1999 Stanley Cup championship.

Armstrong acquired players along with several draft selections while maintaining a top level team during his tenure in Dallas. He acquired the fourth most draft selections in the first three rounds over six seasons for the Stars.

Prior to being named the team's seventh General Manager, Armstrong served nine years as the Assistant General Manager under Bob Gainey. As Gainey's assistant, Armstrong worked on contract negotiations and season scheduling, and handled the day-to-day operations of the hockey department.

On the international level, Armstrong is the Associate Director of Player Personnel for Team Canada at the 2010 Winter Games in Vancouver. He most recently served as the General Manager for Team Canada and won the silver medal at the 2009 IIHF World Championship in Switzerland. He was the Assistant General Manager for Team Canada at the 2002 World Championship and 2008 World Championship (silver medal). Armstrong served as a special advisor to Steve Yzerman for Canada that won gold at the 2007 World Championship in Moscow. Armstrong participated in Canada's run to winning the gold medal with Andy Murray as head coach. Canada went 9-0 during the tournament for the first time since 1937 when the World Championships were held in London, England.

A native of Sarnia, Ontario, Armstrong is the son of NHL Hall of Fame linesman Neil Armstrong who was inducted into the Hall of Fame in 1991.

Armstrong and his wife Kelly, son Blake, and daughter Kayla, live in Creve Coeur, Missouri.





Al MacInnis **Vice President of Hockey Operations**

Al MacInnis was named Vice President of Hockey Operations for the Blues on November 6, 2006. He crafted a remarkable 23-year career in the National Hockey League between the St. Louis Blues and Calgary Flames that has rightfully earned him a spot among the greatest defensemen in the history of the game. On June 28, 2007, MacInnis was selected to the Hockey Hall of Fame and was officially inducted on November 12, 2007. A native of Port Hood, Nova Scotia, he spent 10 seasons donning The Note, amassing 452 points (127 goals, 325 assists) in 613 games played. He finished his career with St. Louis ranking fourth on the Blues' all-time assists list (325), sixth on the points list (452), seventh on the games-played list (613) and third on the shots-on-goal list (2,266). St. Louis made the playoffs each season he played with the team, reaching the Western Conference Finals in 2000-01. He led the Blues to the first ever Presidents' trophy in franchise history in 1999-2000, posting the NHL's best regular-season record. MacInnis' number 2 sweater was retired by the Blues on April 9, 2006.

MacInnis won the 1999 James Norris Memorial Trophy as the NHL's best defenseman and the 1989 Conn Smythe Trophy while leading the Calgary Flames to the Stanley Cup Championship. A two-time Olympian for Team Canada, he captured the gold medal at the 2002 Olympic Winter Games in Salt Lake City. MacInnis was a 13-time NHL All-Star, and was named to the NHL First All-Star Team four times. He was also a seven-time winner of the hardest-shot competition at the NHL All-Star Game. MacInnis currently ranks third among all-time NHL defensemen in points (1,274), assists (934) and goals (340). He also ranks 33rd on the all-time NHL list in points, 14th in assists and 24th in games played.



Jarmo Kekalainen **Assistant General Manager & Director Of Amateur Scouting**

Jarmo Kekalainen is entering his eighth season with St. Louis and oversees the Blues' participation in the National Hockey League Entry Draft, and assists President John Davidson and Senior Vice President and General Manager Larry Pleau with all facets of hockey operations. He is also involved with the Blues' professional scouting efforts. Kekalainen, 43, originally joined the Blues in September of 2002.

During his tenure in St. Louis, the Blues have drafted David Backes, Erik Johnson, Roman Polak, David Perron, T.J. Oshie, Patrik Berglund and Alex Pietrangolo. Prior to arriving in St. Louis, Kekalainen served in several capacities with the NHL's Ottawa Senators over the course of seven seasons, including as director of player personnel for three years. During this time he was responsible for overseeing the amateur draft and was instrumental in selecting Ray Emery, Christoph Schubert, Jason Spezza, Antoine Vermette and Anton Volchenkov. Earlier he acted as the club's European scout for four seasons and during that tenure, the team drafted Martin Havlat and Marian Hossa.

While with Ottawa, Kekalainen simultaneously served as IFK Helsinki's general manager in the Finnish Elite League from 1995 to 1999, guiding the club to the league championship in 1998.

During a three-year career as a player in the NHL the native of Kuopio, Finland skated in a combined 55 games with the Boston Bruins and Ottawa Senators. Over the 1989-90, 1990-91 and 1993-94 seasons Kekalainen collected five goals and eight assists for 13 points. Prior to making his NHL debut with the Bruins, the forward spent two seasons at Clarkson University where he recorded 80 points (35 goals, 45 assists) in 71 games. Following the 1988-89 campaign he was named to the Eastern College Athletic Conference First All-Star Team, scoring 44 points in 31 games.

Jarmo and his wife, Tiina, have two daughters, Emilia and Sofia.



Kevin McDonald

**Assistant General Manager/Director Of Professional Scouting &
Peoria Rivermen General Manager Of Hockey Operations**

Kevin McDonald joined the Blues organization prior to the 2001-02 season as a professional scout. He scouted professional talent for the Blues for two seasons before the organization promoted him to director of professional scouting in 2003. In June 2005, he was given the added responsibilities of being the general manager of hockey operations of the Blues' American Hockey League affiliate, the Peoria Rivermen. McDonald was influential in bringing Brad Boyes to St. Louis and adding depth players such as Brad Winchester, Mike Weaver and Tyson Strachan last season. In May, 2009, McDonald was named assistant general manager for the Blues.



As the director of professional scouting for the Blues, McDonald oversees the professional scouting department to ensure that the organization maintains a detailed profile of every player in both the NHL and AHL, as well as a familiarity of the best players in other professional hockey leagues. He also works closely with Blues President John Davidson and Senior Vice President and General Manager Larry Pleau in coordinating the transfer of players between the Blues and the Rivermen and in acquiring professional hockey players.

The 2009-10 season is McDonald's 22nd season working in the NHL. He began his career in professional hockey in 1988 as a member of the communications department of the New York Rangers. McDonald served in a variety of capacities in that department, including Director of Communications. Following the 1993-94 season, when the Rangers won the Stanley Cup, he moved into the Rangers' hockey operations department and worked as an assistant to Rangers General Manager Neil Smith during the lockout-shortened 1994-95 season. From 1995 to 2001, McDonald served as a professional scout for the Rangers, traveling throughout North America and Europe to evaluate professional hockey players.

A native of Lawrence, Massachusetts, McDonald holds a master's degree in sports management from the United States Sports Academy in Daphne, Alabama, and a bachelor's degree in communications from Boston College. He resides in North Andover, Massachusetts, where he lives with his wife Lauren, his two children Sean and Kayleigh and his three step-children Joseph, Jenna, and Daniel.



Andy Murray Head Coach

Andy Murray, one of hockey's most respected coaches with many years of experience at both the National Hockey League and International level was named the 22nd head coach in the history of the St. Louis Blues on December 11, 2006. His first game as head coach for the Blues was on December 12, 2006 versus Chicago and posted his first victory in a 4-1 win at Pittsburgh on December 19, 2006.

In the 2008-09 campaign, Murray guided the Blues to a 25-9-7 record in the second half of the season which led the NHL, jumping from 15th place in the Western Conference standings to the #6

seed and returning the club to the playoffs for the first time in five years. The Blues' playoff surge was one of the finest in NHL history, earning nearly 59% of their points since January 19, the highest such rate by any playoff team since 1940. Murray was a runner-up for the 2009 Jack Adams Trophy, given annually to the NHL's Coach of the Year.

Murray won his 300th NHL game on February 19, 2009 in a 2-1 overtime win at Nashville and coached in his 200th game behind the Blues bench on March 7, 2009 at Florida. He became the sixth Blues coach to reach 100 wins after a 3-1 victory on April 10 vs. Columbus. Murray currently ranks fifth on the Blues' all-time games coached list (218) and is fifth in wins (101).

Since taking over behind the St. Louis bench, Murray has guided the club to a 101-85-32 (.537%) record. In his first 12 games as Blues head coach during the 2006-07 season, the team did not allow a first period goal, which tied an NHL modern era record for most consecutive games without allowing a first period goal since the Los Angeles Kings accomplished it during the 1974-75 season. Murray coached in his 500th career NHL game on January 20, 2007 at San Jose in which the Blues won 1-0.

Prior to arriving in St. Louis, Murray coached the Los Angeles Kings from 1999-2006 and is the all-time franchise leader in wins (215) and games coached (480). In 2001-02, Murray became the second fastest Kings coach to record 100 wins as the Kings earned at least 90 points and made the playoffs for the third straight season, all under Murray. The 95 points earned by the Kings were the most since the 1990-91 campaign and the fourth most in team history. The Kings also lost less than 30 games for the second straight season, the first time the franchise has accomplished that feat.

During the 1999-2000 season, Murray's first as an NHL head coach, he guided the Kings to a second place finish in the Pacific Division and the fifth seed in the Western Conference. The Kings that season were the third most improved club in the NHL (+25 points from 1998-99); the team accumulated an impressive 94 points; and Murray became one of just three first-year head coaches in club history to win at least 39 games in their first full season behind the Kings' bench, with the 39 wins representing the most the team had accumulated since 1992-93 (in an 84-game schedule).

Murray has over 30 years of coaching experience, including seven seasons as an NHL assistant or associate coach with the Winnipeg Jets (1993-95), Minnesota North Stars (1990-92) and Philadelphia Flyers (1988-90). As an assistant coach in Minnesota, Murray reached the Stanley Cup Finals in 1991.

In addition to his NHL service, Murray has a tremendous amount of international coaching experience. He is the only head coach to lead Team Canada to three IIHF World Hockey Championship titles. Murray captured gold medals in 1997, 2003 and in 2007. In his gold medal run in 2007, Canada went 9-0 during the tournament for the first time since 1937 when the World Championships were held in London, England.

Murray was the head coach of the Canadian National Team from 1996-98 and guided his squad to a two-year 77-29-14 record. During the 1998-99 season, Murray split time as head coach for Shattuck-St. Mary's in Faribault, Minnesota, where he led the prep school to a 70-9-2 record and the Midget Triple A USA Hockey national championship and as general manager at Koln of the German Hockey League.

As an assistant coach for Team Canada in 1996, he collected silver medals at the World Cup of Hockey and the World Hockey Championship. Murray also served as an associate coach for Team Canada under Marc Crawford at the 1998 Olympic Games in Nagano, Japan. Additionally, he has a record six gold medals as a coach for Canada at the Spengler Cup Tournament in Davos, Switzerland.

From 1976-78, he served his first head coaching position with the Brandon Travelers of the Manitoba Junior A Hockey League. He moved on to become head coach for Brandon University from 1978-81 and led the Bobcats to a league championship and the No. 1 ranking in Canadian University hockey during his final year. In 1981 Murray moved to Switzerland, where for the next seven years he coached several Swiss-A Division teams, including Kloten Zurcher and Zug, with success.

In 1987 he returned to North America as an assistant coach for the Hershey Bears of the American Hockey League and helped guide the Bears to the 1988 Calder Cup championship. In 1992, Murray returned to Europe to coach Lugano in Switzerland and then at Eisbaren Berlin in Germany.

Andy and his wife Ruth have three children (all hockey players): sons Braden (currently in the Los Angeles Kings' organization) and Jordan (a student/athlete at the University of Wisconsin), and daughter Sarah (a student/athlete at the University of Minnesota-Duluth). They split their time during the summer between Faribault and Manitoba.

COACHING HIGHLIGHTS:

First Game as NHL Head Coach	October 2, 1999 at Nashville
First Win as NHL Head Coach	October 2, 1999 at Nashville (2-0 W)
First Game as Blues Head Coach	December 12, 2006 vs. Chicago (2-3 L)
First Win as Blues Head Coach	December 19, 2006 at Pittsburgh (4-1 W)
All-Time Regular Season Record	316-261-121 (.539%)
All-Time Regular Season Blues Record	101-85-32 (.537%)
All-Time Playoff Record	10-18 (.357%)



Rick Wamsley

Assistant Coach/Goaltending Coach



Rick Wamsley joined the Blues as an assistant coach/goaltending coach on July 7, 2006. Before arriving in St. Louis, he was working for the Columbus Blue Jackets organization where he served as a goaltending coach and pro scout since 1999. Prior to joining the Blue Jackets, Wamsley spent six seasons as a member of the Toronto Maple Leafs organization. While in Toronto, he served as a pro and amateur scout in 1998-99 and was an assistant coach under Pat Burns from 1996-98. Wamsley joined the organization as a goaltending consultant immediately following a 12-year playing career that ended during the 1992-93 season.

During his playing career, Wamsley posted a 204-131-46 record and a 3.34 goals against average with the Montreal Canadiens, St. Louis Blues, Calgary Flames and Toronto Maple Leafs.

Wamsley was drafted as the Canadiens' fifth pick, 58th overall, in the 1979 Entry Draft and he made his NHL debut with Montreal in 1980-81. He became a full-time goaltender the following season and posted a 23-7-7 record with a 2.75 goals-against average with the Canadiens. That year, Wamsley shared the William M. Jennings Trophy with teammate Denis Herron as the duo allowed the fewest goals against in the NHL.

Wamsley spent three-plus seasons with Montreal before being traded to the Blues in 1984. His four seasons (1984-88) in St. Louis produced a 75-59-15 record, including 23 wins in 1984-85 (23-12-5, 3.26 goals-against average) and 22 wins in 1985-86 (22-16-3, 3.43 goals-against average). Wamsley currently ranks fifth on the Blues all-time goaltending lists in games played (154), minutes played (9,064) and ranks sixth in wins (75). He was between the pipes in "The Monday Night Miracle" when St. Louis staged a dramatic come-from-behind victory in game six of the 1986 Campbell Conference Finals by scoring four unanswered goals to defeat Calgary, 6-5, in overtime.

In March 1988, he was traded to Calgary and the highlight of his stint with the Flames came in 1988-89 when he helped the team capture the lone Stanley Cup championship in club history.

Wamsley was born on May 25, 1959 in Simcoe, Ontario. He and his wife, Lori, are the parents of three daughters, Kelly, Colleen, and Megan and have one granddaughter, Emma. The family resides in St. Louis.



Coaching Staff



Ray Bennett
Assistant Coach

Ray Bennett joined the St. Louis Blues coaching staff as an assistant on December 13, 2006. He served seven seasons as an assistant coach with the Los Angeles Kings from 1999-2006. While with the Kings, Bennett was involved in all areas of tactical and technical play while specializing in video analysis, computer assistance and statistical support.

Bennett was the manager of high performance/video for the Canadian Hockey Association and National Team and also served as their manager of coaching/initiation programs and as an assistant for Canada's National Women's Olympic Team, which earned a silver medal at the 1998 Winter Olympics. He was also an assistant coach responsible for video for Canada's silver medal winning National Junior Team at the 1999 World Championships and the gold medal winning Canadian National Women's Team at the 1999 World Championships.

Bennett has also been head coach at Red Deer College and has worked for the Spokane Chiefs, the World Junior Hockey Championship Association, Hockey Canada, the Moose Jaw Warriors and the Alberta Amateur Hockey Association.

A graduate of the University of Alberta, Ray is a native of Innisfail, Alberta. He and his wife Karla have three children, Kale, Kassie and Max.



Brad Shaw
Assistant Coach

Brad Shaw was named an assistant coach for the Blues on July 11, 2006. Shaw joined the Blues from the New York Islanders organization where he served as an interim head coach and assistant coach. Prior to joining the Islanders, he spent three seasons (2002-2005) as the head coach for the American Hockey

League's Cincinnati Mighty Ducks and posted a record of 44-31-4-1 in 2004-05. Before Shaw joined Cincinnati, he was the head coach with the Detroit Vipers of the former International Hockey League, an assistant with the Springfield Falcons of the AHL and an assistant with the Tampa Bay Lightning in 1999-2000.

Shaw made his NHL debut in 1985-86 with the Hartford Whalers and spent 11 of the following 15 seasons as a defenseman around the league. He was sent to the Blues in a trade with Washington on March 18, 1999, where he would play in 12 games and finish his playing career. Shaw played in 377 career games with Hartford, Ottawa, Washington and St. Louis, recording 159 points (22 goals, 137 assists).

Brad was born on April 28, 1964 in Cambridge, Ontario and he and his wife, Mary, are the parents of three children, Taylore, Brady, and Caroline.



Nelson Ayotte

Strength And Conditioning Coach

Nelson Ayotte is entering his fifth season as the strength and conditioning coach for the Blues. He is recognized as one of the top sports performance training coaches in the world. Ayotte is a level five Canadian National Certified Coach which is the highest level possible. Out of one million coaches only 76 have finished the program since 1974. Ayotte has been chosen as Canadian coach of the year in 1998, Quebec Coach of the year

in 1998, 1999, and 2000, coach of the year of the Canadian Military Land forces in 2002 and has served as coach at over 20 world cup competitions. He has coached athletes on the biathlon Canadian National Team, US Olympic track and field, hockey (NHL), football (NFL), basketball (NBA), baseball (MLB), golf (PGA) and many amateur and youth sports. Ayotte was head strength coach at Poliquin Performance Center during 2002-2004. Nelson has been an innovator of sports training and physical fitness with several supplement lines and training systems to his credit.

Nelson and his wife Esther have two children, Jeremy and Nicolas.



Scott Masters

Video Coach

Scott Masters is entering his fourth year as video coach with the Blues. He was a volunteer assistant coach for the Denver University hockey program prior to coming to St. Louis. Before going to Denver, Masters served a four-year stint with the NHL's Florida Panthers.

He joined the Florida Panthers in 2001 and in 2004 after being promoted to video coach, he became youngest coach in the league at 26 years old. He produced live breakdowns and analysis of team games with real time communication to the

Panthers bench. Masters reviewed and analyzed game film of individual players, team and opponents. He also scouted National, American, Junior and NCAA hockey league games while at Florida.

Masters served a four-month stint as a coach for the Boston franchise in the Original Stars Hockey League in 2004. He managed Boston's 12-man roster, including four NHL all-stars, in the inaugural 4-on-4 elite eight-team league.

The Arvada, Colo., native earned his communications degree from Colorado State in 2000. Masters played for CSU's hockey team for three seasons. Masters was a media relations student assistant from 1998-2000 at Colorado State and was the sports information contact for men's ice hockey at the University of Massachusetts from 2000-01.

Scott and his wife Carrie reside in Ladue, Mo and have one daughter, Ryanne.



Executives



*Executive Vice President,
GM, Scottrade Center*
Marty Brooks



*Executive Vice President,
Chief Marketing Officer*
David Bullock



*Executive Vice President,
Corporate and Sponsorship
Sales*
Mark Toffolo



*Senior Vice President,
Sales*
Todd Lambert



*Senior Vice President,
Finance and Administration*
Phil Siddle



*Senior Vice President,
Business Development*
Eric Stisser



*Senior Vice President,
Marketing*
Karrie Yager



*Vice President,
Public Relations*
Mike Caruso



*Vice President,
Suite Sales*
Chris Diiorio



*Vice President,
General Manager/
Radio Sales*
Jim Goessling



*Vice President,
Corporate and
Sponsorship Sales*
Bryan Lucas



*Vice President,
Entertainment and
Event Marketing*
Mark Tamar



Mascot Coordinator
Spencer Agee-Sage



*Director,
Sponsorship Sales*
Deni Allen



*Inside Sales
Representative*
John Ampleman



Amateur Scout
Mike Antonovich



Amateur Scout
Bill Armstrong



Athletic Trainer
Ray Barile



*Goaltending
Consultant*
Ed Belfour



*Strength and
Conditioning
Assistant*
Jon Benne



*Premium Sales
Executive*
Matt Berry



Internist
Dr. Aaron Birenbaum



Internist
**Dr. William
Birenbaum**



Account Executive
Jessica Bright



*Director, Human
Resources*
Val Brinker



Database Manager
Matt Brown



General Surgery
Dr. Michael Brunt



*Manager,
Accounting*
Craig Bryant



Team Photographer
Mark Buckner



*Manager, Event
Marketing*
Lamont Buford



*Public Address
Announcer*
Tom Calhoun



*Part-Time
Amateur Scout*
Thomas Carlsson



St. Louis Blues / Scottrade Center Staff Directory



*Group Sales
Executive*
Lauren Castle



*Coordinator,
Premium Services*
Allison Click



Accountant
Deann Cromer



Neurosurgeon
Dr. Ralph Dacey



Receptionist
Marian Dale



*Executive Assistant
to the CEO,
St. Louis Blues
Enterprises*
Amber Daniels



*Part-Time Amateur
Scout*
Marshall Davidson



Professional Scout
Rob DiMaio



Manager, Payroll
Pam Di Rie



*Director, Corporate
Sponsorship
Services*
Julie Drochelmann



*Senior Director,
Guest Services and
Security*
Jason Duffy



Dentist
Dr. Glenn Edwards



*Manager,
Accounting*
Kristal Edwards



Account Executive
Brad Ellis



*Manager, Ticket
Operations*
Kerry Emerson



*Assistant Equipment
Manager*
Joel Farnsworth



*Senior Director,
Ticket Operations*
Rob Fasoldt



Professional Scout
Tony Feltrin



*Marketing/
Sponsorship
Assistant*
Donna Ferguson



*Director, Event
Presentation*
Chris Frome



*Manager, Ticket
Operations*
Eric Fronczek



Ophthalmologist
Dr. Rex Ghormley



Orthopedic Surgeon
Dr. Jerome Gilden



Amateur Scout
Dan Ginnell



*Coordinator,
Community Relations*
Randy Girsch



*Equipment
Manager*
Bert Godin



*Equipment
Assistant*
Ray Halle



*Assistant Athletic
Trainer*
Mike Hannegan



*Part-Time
Amateur Scout*
Vladimir Havluj, Jr.



Finance Controller
Keith Hegger



*Group and Client
Sales Coordinator*
Dana Heinzmann



*Manager,
Accounting*
Kristy Horner



*Assistant,
Corporate Sales*
Marlena Huenefeld



*Manager, Building
Operations*
Dave Iacono



*Director, Media
Relations*
Rich Jankowski



*Director, Client
Services*
Abby Jones



*Director,
Community Relations/
14 Fund*
Renah Jones



*Manager,
Ticket Sales*
Yancey Jones



*Senior Director,
Advertising/
Promotions*
Lisa Kampeter



Manager, IT
Tony Kostansek



St. Louis Blues / Scottrade Center Staff Directory



*Premium Sales
Executive*
Jared Kozinn



*Coordinator,
Contract and
Event Booking,
Scottrade Center*
Cherri Kraenzle



Account Executive
Dan Kramer



*Executive Assistant
to the President
and GM,
St. Louis Blues*
Donna Lembke



Account Executive
Kyle Lewis



*Director, Marketing/
Communications,
Scottrade Center*
Megan Little



*Group Sales
Executive*
Jen Lohrman



*Manager, Building
Operations*
Joe Maier



*Premium Sales
Executive*
Rob Mansis



Orthopedic Surgeon
Dr. Matt Matava



*Part-Time
Amateur Scout*
Basil McRae



*Part-Time
Amateur Scout*
Rick Meagher



*Coordinator,
Sponsorship
Services*
Jackie Miller



*Coordinator, Guest
Services*
Tiffany Morris



*Suite and
Premium Services
Representative*
Paula Munder



*Part-Time
Professional Scout*
Wayne Munday



*Senior Director,
Group Sales*
Jennifer Nevins



*Director, Event
Operations*
Don Newman



*Premium Sales
Executive*
Alvin Newsome IV



*Part-Time
Amateur Scout*
J. Niemiec



*Group Sales
Executive*
Matt Olinik



Receptionist
Ernestine Ollie



Account Executive
Debbie O'Neil



Director, Retail
George Pavlik



*Premium Sales
Executive*
Jason Penning



*Premium Sales
Executive*
Mark Pettis



*Part-Time
Amateur Scout*
Michel Picard



Account Executive
Angelo Picucci



Manager, Website
Chris Pinkert



*Corporate Sales
Executive*
Matt Poling



Staff Accountant
Matt Portell



*Assistant Manager,
Ticket Operations*
Greg Rapini



*Assistant Director,
Guest Services*
Jessica Reid-Bateman



*Manager,
Guest Services*
Robert Schnettler



*Senior Director,
Digital Media*
Beth Schwartz



*Director, Facility
Operations*
David Sherill



Amateur Scout
Ville Siren



*Premium Sales
Executive*
Jason Stuyter



Manager, Retail
Barry Smith



*Locker room
Attendant*
Mike Sperla



St. Louis Blues / Scottrade Center Staff Directory



Manager, Payroll
Crystal Strasburg



Account Executive
Matt Stucky



*Manager,
Group Sales*
Kari Takmajian



Professional Scout
Jan Vopat



Accountant
Mindy Wallace



*Premium Sales
Executive*
Melissa Weissman



*Assistant, Human
Resources*
Heather Whitten



*Manager,
Suite Sales*
Nick Wierciak



*Site and Graphic
Developer*
Brenda Wilbur



Account Executive
Tim Worth



Massage Therapist
Jeffrey Wright



Orthopedic Surgeon
Dr. Rick Wright



*Part-Time
Amateur Scout*
Georgi Zhuravlev

Not Pictured

Kelly Cheatham – Store Manager

Donna Hahn – Ticket Sales

Juanita Hall – Ticket Sales

Jeff Jovanovic – Ticket Sales

Justin Malmberg – Ticket Sales

Todd Morris – Ticket Sales

Debbie Nyberg – Ticket Sales

Peggy O'Connor – Ticket Sales

Dominique Robertson – Ticket Sales

Matt Tierney – Assistant Store Manager



Bruce Affleck

Executive Director of Broadcasting and Blues Alumni

Bruce Affleck is entering his third season as the Executive Director of Broadcasting and Blues Alumni.

A native of Penticton, British Columbia, Affleck attended the University of Denver and was later selected by the California Seals, 21st overall, in the 1974 NHL draft. He was traded to St. Louis in January of 1975 and played defense for five seasons with the Blues. Following his time with the Blues, Affleck played for the Vancouver Canucks and New York Islanders.

After hockey, Bruce worked with W.M. French Realtors, a corporate relocation firm. He again joined the Blues in 1987 as sales manager and later would be named Vice President of Sales for the Blues and Scottrade Center. He also handled the color radio broadcast duties and eventually becoming a color television analyst with KPLR-TV and FOX Sports Midwest until the 2001 season.

Affleck has been heavily involved with many charities since his playing days, some of which include the March of Dimes, St. Louis University Lupus Foundation and the St. Louis Blues Fourteen Fund, which is the Blues' charitable trust. He also helped start the Blues Alumni Association, which provides an annual four-year scholarship to graduating seniors in the St. Louis area and the St. Louis Amateur Hockey Hall of Fame.

Bruce and his wife, Cecily, reside in Chesterfield and have two children, J.Q. and Shannon and are expecting grandchildren this fall.



John Kelly

Television Play-by-Play

John Kelly, 48, returns for his fifth season as the television play-by-play voice of the Blues on FOX Sports Midwest.

Kelly spent nine seasons with FOX Sports Rocky Mountain, where he announced Colorado Avalanche games when the team relocated to Denver. He has called games in the NHL for 16 seasons and prior to that he called American Hockey League games on radio with the St. Catharines Saints and Adirondack Red Wings. Kelly started his NHL career as the radio voice of the New York Rangers during the 1988-89 campaign. From 1989-90 through 1991-92, the St. Louis native worked the Blues' radio and television simulcasts. Kelly moved on to the expansion

Tampa Bay Lightning in 1992-93 where he spent three seasons as the play-by-play voice on the radio and television simulcasts and then headed west to Colorado for the Avalanche's first season in 1995-96. During the 1997-98 NHL season, he announced play-by-play for the Fox national broadcasts. He also broadcasted NHL playoff games during the 2005-06 season.

Kelly's past also includes broadcasting experience in baseball, basketball and soccer. While in Florida, he announced games for the Orlando Predators of the Arena Football League. He spent the summer months from 1993 to 1996 as the hockey play-by-play announcer at the annual U.S. Olympic Festival.

No stranger to the profession, Kelly comes from a family with a rich background in hockey announcing. His father, Dan Kelly, was the radio and television voice of the Blues for 21 years and was inducted into the Hockey Hall of Fame in 1989. John's younger brother, Dan Jr., called games on radio for the Blues from 1997-2000. His uncle, Hal, also was a hockey broadcaster, working with several NHL teams when hockey began airing on television.

John, born in Canada, is a graduate of Southern Illinois University – Edwardsville with a degree in communications. He and his wife Jennifer, a St. Louis native, have three children, Patrick, Megan and Grace.





Broadcasters



Darren Pang
Television Color Analyst

Darren Pang, one of the premier announcers in hockey, is in his first season with FOX Sports Midwest as the analyst on St. Louis Blues telecasts. Pang will work alongside John Kelly in the television booth, forming one of the most accomplished broadcast teams in the NHL.

Pang, 45, provides commentary for national NHL telecasts on NBC and has served as a studio analyst for Canada's TSN network. He came to FOX Sports Midwest after four seasons as the Phoenix Coyotes' TV analyst. Prior to the Coyotes, Pang spent 12 years covering hockey for ESPN, ESPN2 and ABC. He has also provided radio color analysis for the NHL Network during the playoffs. In addition, Pang worked as an ice level reporter for the men's hockey coverage in Nagano, Japan during the 1998 Winter Olympics on CBS and for NBC's coverage of the 2002 Winter Games and will work as a studio analyst at the 2010 Olympics in Vancouver with TSN/CTV.

Previously, Pang served as the Chicago Blackhawks post-game show host from 1990-92. From 1992-97, he hosted the pre-game, between period and post-game call-in shows for Blackhawks games. He also served as a color analyst, studio analyst and reporter for CCHA telecasts on SportsChannel Chicago from 1989-94 and was an analyst for IHL games on Prime Network from 1989-93.

The Meaford, Ontario player played three NHL seasons, all with the Blackhawks, from 1984-85 to 1988-89. He played in a total of 81 games, compiling a 27-35-7 record and 4.05 GAA. In 1987-88, he was named to the NHL All-Rookie Team and finished third in the race for the Calder Trophy.

Pang and his wife Lynn have two children: son Tyler and daughter Samantha. The family resides in St. Louis, MO during the season and Peoria, AZ during the offseason.



Bernie Federko
Television Color Analyst

Bernie Federko, 53, returns to FOX Sports Midwest for his ninth season and first in his new role as an ice-level analyst between the benches for home games and co-host of FOX Sports Midwest's *Blues Live* pre-game and post-game shows. Prior to broadcasting for television, he spent four years as an analyst on the Blues' radio broadcast.

Federko, a 14-year NHL veteran played for the Blues for 13 seasons (1976-1989). He holds club records for games played (927), assists (721) and points (1,073) with the Blues. Bernie retired from hockey after the 1989-90 season and was officially inducted into the Hockey Hall of Fame on November 4, 2002. His #24 sweater was retired on March 16, 1991 by the Blues and hangs from the ceiling at Scottrade Center.

Bernie and his wife Bernadette have three sons, Jordan, Dustin and Drew. The Federko's reside in St. Louis.



Dan McLaughlin

Television Analyst

Dan McLaughlin, 35, enters his 11th season as an analyst for FOX Sports Midwest on the St. Louis Blues television broadcasts after serving two seasons on the Blues' radio network. His role includes pregame, intermission, and postgame analysis for the Blues. He also appears on FOX Sports Midwest as the play-by-play announcer for the St. Louis Cardinals, a role he has held for 10 seasons.

A 1996 graduate of Lindenwood College, McLaughlin will also enter his 11th season as the play-by-play announcer and analyst for the Missouri Valley Conference Tournament on FSN and also the MVC "Game of the Week." He also returns for his eighth year as the play-by-play announcer for the University of Missouri Tigers men's basketball team. McLaughlin has worked national telecasts for men's and women's college basketball games on FSN.

Besides from his television duties, McLaughlin also works at KMOX Radio hosting sports talk shows. He has also captured the "Air Award" as best sportscaster in St. Louis. McLaughlin is involved in several local charities as well as hosting "The Dan McLaughlin Golf Tournament to benefit the Special Education Foundation".

Dan and his wife Libby reside in St. Louis and have four children, Luke, Avery, Olivia and Barrett.



Jim Hayes

Television Host and Reporter

Jim Hayes serves as a host and reporter for FOX Sports Midwest, covering the St. Louis Blues and St. Louis Cardinals for the network's pre-game and post-game shows and live game coverage. He also contributes to the network's coverage of the St. Louis Rams and local college and high school sports.

Hayes came to FOX Sports Midwest in 2000 as a reporter for the Midwest Sports Report and began covering St. Louis-area sports in 2001. He previously worked for WPHL—WB17 in Philadelphia where he was a sports anchor and reporter for two years at WPHL, covering hard sports news throughout the region and shined in featuring the 'lighter side' of sports.

Hayes is a 1984 graduate of the State University College at Geneseo, N.Y. He has been nominated for regional Cable Ace and regional Emmy awards.



Pat Parris

Television Host

Pat Parris serves as the primary host of FOX Sports Midwest's St. Louis Blues and St. Louis Cardinals pre-game and post-game shows.

Parris first joined FOX Sports Midwest in 2001 as an anchor for the Midwest Sports Report. Before joining FOX Sports Midwest, Parris was the sports anchor for WTKR-TV in Norfolk, Va. Previously, he spent four years as a sports anchor at WTAE-TV in Pittsburgh.

Parris, a 1987 graduate of Drake University, also has worked as a television sports reporter at KTXH-TV in Houston, KCCI-TV in Des Moines and KGUN-TV in Tucson, Ariz.



Chris Kerber **Radio Play-by-Play**

Chris Kerber, 38, returns for his ninth season as the Blues radio play-by-play on the Blues' radio network.

In addition to broadcasting Blues games, he also called St. Louis Cardinals baseball games during the 2006 season.

Prior to joining the Blues, Kerber spent four seasons calling the action for the Springfield (Ma.) Falcons in the American Hockey League. In addition to his play-by-play and host duties for the Falcons, he acted as the team's director of media relations from 1996 to 1999 and was promoted to director of marketing and communications for the 1999-2000 season.

A 1994 graduate of Miami University in Oxford, Ohio, Kerber did play-by-play for the men's hockey team on WMSR, the student radio station. After graduating with a B.S. degree in Marketing, Kerber handled the play-by-play and PR duties for two seasons for the Birmingham (Al.) Bulls of the East Coast Hockey League before joining Springfield.

In addition to calling all the regular season and post-season games, Kerber will continue to host a pre-game show, post-game programs, coaches and players shows as well as fan activities to help promote Blues hockey.

Chris and his wife Kristie reside in St. Louis and have two daughters, Emily Grace and Gabriella.



Kelly Chase **Radio Color Analyst**

Kelly Chase, 41, will be entering his eighth season as analyst for the Blues radio broadcasts. Chase brings an interesting mix of insight and analysis to the booth along with fellow broadcaster Chris Kerber.

He leaves behind a 12-year NHL career, which included eight years as a member of the Blues. Chase officially retired from the NHL on July 28, 2000. He finished his career with 458 games played, 17 goals, 36 assists

and 53 career points. Chase ranks second on the Blues' all-time penalty minute list with 1,497 minutes and finished his career with 2,017 total penalty minutes.

In 1998 Chase received the King Clancy award from the NHL, which is given to the player who has made a noteworthy humanitarian contribution to his community. In 1993 he established the Gateway Locomotives, which teaches the sport of hockey to handicapped individuals. Chase is also a part owner of the three-time (2007, 2008, 2009) National Champion St. Louis Bandits of the North American Hockey League.

Kelly and his wife Raelynn have three sons, Will, Ben, and Luke.



Bob Plager

Community Relations and KMOX Radio

Bob Plager joined the St. Louis Blues in their inaugural season in 1967-68 as a player and has served various capacities within the organization. He currently works in the Blues' community relations department and also is an analyst on KMOX during Blues home games and on post-game shows.

Plager became the 16th Head Coach in Blues history on May 1, 1992.

Plager also served as the Head Coach for the Rivermen during the 1990-91 season, leading the club to a 58-19-5 record and captured the Turner Cup as the champion of the International Hockey League. During that season, the Rivermen broke 40-plus IHL records and Plager was voted by his peers as the Coach of the Year.

Plager has also served the franchise as Director of Professional Scouting, Vice President and Director of Player Development, a Special Assistant to the General Manager, Assistant to the Director of Hockey Operations, Head Coach for Salt Lake City of the Central Hockey League and was a scout for the Blues handling special assignments.

After the 1977-78 season, Plager retired after playing 14 seasons in the National Hockey League. He was a fierce competitor known best for knocking opponents to the ice with his famous hip check. Plager made his NHL debut with the New York Rangers during the 1964-65 season and was traded to St. Louis on June 6, 1967. Plager currently ranks fifth all-time on the Blues with 615 games played and ranks eighth with 762 penalty minutes. In his 14 year NHL career, he played in 644 games, registered 146 points (20g, 126a) and tallied 800 penalty minutes.

Bob resides in St. Louis and has two children, Melissa and Bobby.



2009-10 THE PLAYERS





DAVID BACKES 42

2008-09: Named the NHL's Third Star of the Week for the week ending April 5 after leading all NHL goal scorers with five and added one assist ... Turned in one of the top single-game performances by an NHL player during the season, notching four goals, the 6th time in Blues history for a player to record four goals in a single game, a +2 rating and a career-high nine shots in a 5-4 victory on April 2 at Detroit ... Scored his 30th goal of the season on April 2 at Detroit, becoming the 5th Blue in history to register 30 goals and 150-plus penalty minutes in a season ... Led the team and tied for 9th in the NHL with 165 penalty minutes and was the only player in the NHL to score 30-plus goals and register 150-plus penalty minutes ... Led the club and ranked 18th in the league with 204 hits ... Posted 37 points (20g, 17a) in the last 46 regular season games and 21 points (13g, 8a) in the last 21 regular season games ... Finished 2nd on the team in points (54), goals (31) and shots (208) and ranked 8th with 23 assists, all career-highs ... Was one of four Blues to play in all 82 games, a career high ... Recorded 13 multi-point games, 12 2-point games and one 4-point game ... Registered his 300th penalty minute on April 12 at Colorado ... Played in his 200th NHL game on April 4 at Dallas ... Posted a career-high 20 penalty minutes in a game on Jan. 3 vs. Columbus ... Registered a career-high four-game goal scoring streak from Dec. 13-20 (4 goals). **Playoffs:** Made his playoff debut on April 15 at Vancouver.

CAREER: 2007-08: Recorded career highs in all offensive categories, goals (13) assists (18) and points (31) ... Registered a career high while ranking second on the team with 99 penalty minutes ... Ranked first on the team with 240 hits ... Skated in his 100th career NHL game on Feb. 22 at Anaheim ... Tied a career high with 6 shots in a game on March 10 at Calgary ... Posted a career high 17 penalty minutes on March 29 vs. Chicago ... Posted a career high five-game point/assist streak from Jan. 11-Jan. 21, tallying five assists over the span. **2006-07:** Made his NHL debut, while recording an assist on Dec. 19 at Pittsburgh ... Recorded his first career NHL goal on Dec. 21 vs. Los Angeles ... Ranked second on the team with 92 hits ... Registered two multi-goal games ... Played in 31 games with the Peoria Rivermen, collecting 13 points (10g, 3a) along with 47 penalty minutes. **2005-06:** Served as Minnesota State-Mankato's captain for the season ... Tied for first on the Mavericks with a college career high in points (42), ranked first with a career high in assists (29) and finished second with a career high in penalty minutes (91) ... Named to the 2006 Academic All-American First Team ... Selected to the 2005-06 RBK Second All-America Team ... Named to the 2005-06 All-WCHA Second Team ... Named team MVP for the second consecutive year ... Missed only one game in his three-year collegiate career ... Signed by St. Louis on March 15 and was assigned to the Peoria Rivermen ... Played in 12 games, tallying 10 points (5g, 5a) and 10 penalty minutes.

HOMETOWN: Minneapolis, Minnesota

POSITION: Center **SHOOTS:** Right

HEIGHT: 6-3 **WEIGHT:** 225

BORN: 5-1-84, Minneapolis, Minnesota

INTERNATIONAL CAREER: Represented Team USA for the third consecutive year at the 2009 World Championships, recording five points (one goal, four assists) and a team-leading 33 penalty minutes ... Played in the 2008 World Championships recording one assist and 35 penalty minutes in six games played ... Represented Team USA at the 2007 World Championships, collecting three points (1g, 2a) along with a plus-4 rating.

COLLEGE CAREER: 2004-05: Earned Minnesota State-Mankato MVP honors after playing in 38 games with the Mavericks, finishing first on the team in points (40), goals (17), power-play points (21), power-play goals (10), game-winning goals (3) and was second in assists (23) ... Was selected to the All-Western Collegiate Hockey Association Third Team after finishing tied for 15th in the conference in points (40), tied for 13th in goals (17), tied for 18th in assists (23), tied for 14th in power-play points (21) and tied for seventh in power-play goals (10) ... Was named WCHA Offensive Player of the Week for the week of Dec. 13 after recording three points (2g, 1a) in two games against Wisconsin on Dec. 10 and Dec. 11. **2003-04:** Played in his first collegiate season with Minnesota State, appearing in 39 games, recording 37 points (16g, 21a) and 66 penalty minutes ... Finished second on the club in goals, assists, and points and was tied for third with 66 penalty minutes ... Finished fourth in the NCAA among freshmen in points and tied for third in goals and assists ... Ranked second among freshmen in the WCHA in points and goals and finished tied for second in assists and for his efforts was selected to the WCHA All-Rookie Team ... Finished 16th in the WCHA in points and tied for 13th in goals.

JUNIOR CAREER: 2002-03: Was selected to the United States Hockey League's First All-Star Team, registering 69 points (28g, 41a) in 57 games ... Was tied for third in the league in points (69), ranked seventh in goals (28) and ranked fourth in assists (41) ... Played in the 2003 USHL All-Star Game. **2001-02:** Skated in 30 games, recording 21 points (11g, 10a) with Lincoln along with 54 penalty minutes.

BACKGROUND: Put on his first pair of skates at age four ... Hockey idol growing up was Mario Lemieux ... Favorite hockey moment was scoring four goals against Detroit ... Hobbies include fishing and golf ... Favorite reality show is Man vs. Wild ... Ultimate golf foursome would include Albert Einstein, Babe Ruth and Jessica Simpson ... Wife, Kelly ... David and Kelly started "David's Dogs," a program associated with the St. Charles Humane Society to help neglected and abused animals.

TRANSACTIONS: June 21, 2003 - St. Louis' second round selection, 62nd overall.

The Players



CAREER HIGHLIGHTS:

MOST GOALS

GAME: 4 – April 2, 2009 at Detroit

MOST ASSISTS

GAME: 2 – Five Times – Last, March 14, 2009 vs. Detroit

MOST POINTS

GAME: 4 – April 2, 2009 at Detroit

MOST PIM

GAME: 20 – Jan. 3, 2009 vs. Columbus

MOST SHOTS

GAME: 9 – April 2, 2009 at Detroit

CAREER HAT-TRICKS: 1 – April 2, 2009 at Detroit

CAREER PENALTY SHOTS:

NONE

FIRST NHL GAME:

Dec. 19, 2006 at Pittsburgh

FIRST NHL GOAL:

Dec. 21, 2006 vs. Los Angeles

FIRST GAME AS A BLUE:

Dec. 19, 2006 at Pittsburgh

FIRST GOAL AS A BLUE:

Dec. 21, 2006 vs. Los Angeles

VERSUS NHL

TEAM	GP	G	A	PTS	PIM
Anaheim	9	2	1	3	4
Atlanta	2	1	0	1	0
Boston	3	1	1	2	4
Buffalo	2	0	0	0	0
Calgary	9	3	2	5	8
Carolina	3	1	0	1	2
Chicago	16	1	2	3	65
Colorado	10	2	7	9	8
Columbus	17	7	4	11	40
Dallas	11	2	4	6	2
Detroit	16	4	4	8	20
Edmonton	10	3	2	5	14
Florida	3	2	1	3	8
Los Angeles	11	3	4	7	12
Minnesota	12	4	0	4	23
Montreal	3	1	0	1	6
Nashville	17	3	7	10	8
New Jersey	2	1	1	2	0
NY Islanders	2	0	0	0	0
NY Rangers	2	0	0	0	0
Ottawa	3	0	1	1	4
Philadelphia	2	2	0	2	2
Phoenix	10	1	5	6	25
Pittsburgh	2	0	2	2	2
St. Louis	0	0	0	0	0
San Jose	10	3	1	4	22
Tampa Bay	2	1	1	2	2
Toronto	3	1	1	2	8
Vancouver	9	3	3	6	6
Washington	2	2	0	2	6
Total	203	54	54	108	301

LONGEST PERSONAL STREAKS:

GOALS:	4 (1X)	12/13/2008-12/20/2008 (4G)
ASSISTS:	5 (1X)	01/11/2008-01/21/2008 (5A)
POINTS:	5 (1X)	01/11/2008-01/21/2008 (1G-5A)
GAMES PLAYED:	142	11/30/2007-04/12/2009

CAREER STATS:

Season	Club	League	REGULAR SEASON					PLAYOFFS				
			GP	G	A	PTS	PIM	GP	G	A	PTS	PIM
2001-02	Lincoln	USHL	30	11	10	21	54	3	0	0	0	2
2002-03	Lincoln	USHL	57	28	41	69	126	—	—	—	—	—
2003-04	Minnesota State	NCAA	39	16	21	37	66	—	—	—	—	—
2004-05	Minnesota State	NCAA	38	17	23	40	55	—	—	—	—	—
2005-06	Minnesota State	NCAA	38	13	29	42	91	—	—	—	—	—
2006-07	Peoria	AHL	12	5	5	10	10	3	1	1	2	8
	St. Louis	NHL	49	10	13	23	37	—	—	—	—	—
	Peoria	AHL	31	10	3	13	47	—	—	—	—	—
	United States	WC	7	1	2	3	6	—	—	—	—	—
2007-08	St. Louis	NHL	72	13	18	31	99	—	—	—	—	—
	United States	WC	6	0	1	1	35	—	—	—	—	—
2008-09	St. Louis	NHL	82	31	23	54	165	4	1	2	3	10
	United States	WC	9	1	4	5	33	—	—	—	—	—
NHL TOTALS			203	54	54	108	301	4	1	2	3	10
ST. LOUIS TOTALS			203	54	54	108	301	4	1	2	3	10



PATRIK BERGLUND 21

2008-09: Was named to the NHL's All-Rookie Team ... Scored his 20th goal of the season on March 28 vs. Columbus, making him the 10th Blues rookie in franchise history to score 20-or-more goals ... Scored the game's only two goals, a career-high in a 2-0 win on March 24 vs. Los Angeles and his first career game-winning goal ... Led the team with a plus-19 rating ... Was second among all NHL rookies with 22 power play points (7g, 15a), ranked first with 15 power play assists, ranked 2nd in the plus/minus category (+19), 5th in power play goals (7), 4th in points (47), tied for 5th with 21 goals and tied for 4th with 26 assists ... Ranked 4th on the team in goals (21), 5th with 26 assists, 5th with 47 points and 2nd with 22 power play points (7g, 15a) ... Posted a plus-or-even game in 66 of the 76 games he played in ... Recorded points in 34 of his 76 games ... Registered 12 multi-point games this season, 10 two-point games and 2-three-point game ... Notched three consecutive two-point games (1g, 1a) from Dec. 5-8 ... Posted a career-high five-game point streak from Nov. 1-12, collecting seven points (4g, 3a) over-the-span ... Scored the Blues' 10,000th franchise goal on Nov. 1 vs. Pittsburgh ... Played in the NHL YoungStars game ... Tallied his first career NHL goal on Oct. 13 at Toronto ... Made his NHL debut on Oct. 10 vs. Nashville, notching an assist. **Playoffs:** Made his playoff debut on April 15 at Vancouver.

CAREER: 2007-08: Played in his third full season with Vasteras in Sweden, skating in 36 games, registering 45 points (21g, 24a) along with 18 penalty minutes ... Led the club in goals (21) and points (45). **2006-07:** Played in 35 games for Vasteras and led the team in all offensive categories, goals (21), assists (27) and points (48).

HOMETOWN: Vasteras, Sweden

POSITION: Center **SHOOTS:** Left

HEIGHT: 6-4 **WEIGHT:** 215

BORN: 6-2-88, Vasteras, Sweden

2005-06: Appeared in 27 games for Vasteras of the Swedish Junior League, collecting 29 points (17g, 12a) along with 38 penalty minutes ... Played in 21 matches with Vasteras of the Swedish IK League, notching four points (3g, 1a) along with four penalty minutes.

INTERNATIONAL CAREER:

Helped Sweden win a bronze medal at the 2009 World Championship ... Played six games for Sweden at the 2008 World Junior Championship, capturing a silver medal and was named to the 2008 World Junior All-Star Team ... Skated in seven games for Sweden at the 2007 World Junior Championship, registering three points (1g, 2a) ... Appeared in six games with Team Sweden at the 2006 World Under-18 Championships, collecting five points (4g, 1a) along with a pair of penalty minutes.

BACKGROUND: Nickname is "Bergie" ... Put on his first pair of skates at age 5 ... Hockey hero growing up was Peter Forsberg ... Besides hockey, likes watching movies and playing tennis ... Is a big fan of the NFL ... Enjoys watching t.v. and being with friends in his spare time ... His ultimate golf foursome would include Megan Fox, Rihanna and T.J. Oshie.

TRANSACTIONS: June 24, 2006 - St. Louis' first round selection, 25th overall, in the 2006 Entry Draft.

The Players



CAREER HIGHLIGHTS:

MOST GOALS

GAME: 2 – March 24, 2009 vs. Los Angeles

MOST ASSISTS

GAME: 3 – Feb. 10, 2009 vs. Vancouver

MOST POINTS

GAME: 3 – Twice – Last, March 29, 2009 at Columbus

MOST PIM

GAME: 4 – Jan. 11, 2009 at Edmonton

MOST SHOTS

GAME: 5 – Twice – Last, Feb. 2, 2009 at Detroit

CAREER PENALTY SHOTS:

NONE

FIRST NHL GAME:

Oct. 10, 2008 vs. Nashville

FIRST NHL GOAL:

Oct. 13, 2008 at Toronto

FIRST GAME AS A BLUE:

Oct. 10, 2008 vs. Nashville

FIRST GOAL AS A BLUE:

Oct. 13, 2008 at Toronto

VERSUS NHL

TEAM	GP	G	A	PTS	PIM
Anaheim	3	1	3	4	0
Atlanta	1	0	1	1	0
Boston	2	0	1	1	0
Buffalo	1	1	1	2	0
Calgary	4	2	1	3	2
Carolina	2	0	0	0	2
Chicago	5	0	1	1	0
Colorado	3	1	0	1	0
Columbus	6	2	2	4	2
Dallas	4	1	1	2	0
Detroit	6	2	0	2	2
Edmonton	4	1	0	1	4
Florida	2	0	1	1	0
Los Angeles	4	3	0	3	0
Minnesota	3	1	1	2	0
Montreal	1	0	0	0	0
Nashville	5	1	2	3	0
New Jersey	1	0	0	0	2
NY Islanders	1	0	0	0	0
NY Rangers	1	0	0	0	0
Ottawa	1	0	0	0	0
Philadelphia	1	1	0	1	0
Phoenix	4	1	2	3	0
Pittsburgh	1	1	0	1	0
St. Louis	0	0	0	0	0
San Jose	3	0	3	3	0
Tampa Bay	1	0	0	0	2
Toronto	1	1	1	2	0
Vancouver	4	1	5	6	0
Washington	1	0	0	0	0
Total	76	21	26	47	16

LONGEST PERSONAL STREAKS:

GOALS:	3 (1X)	12/05/2008-12/08/2008 (3G)
ASSISTS:	4 (1X)	12/05/2008-12/10/2008 (4A)
POINTS:	4 (1X)	12/05/2008-12/10/2008 (3G-4A)
GAMES PLAYED:	46	11/29/2008-03/10/2009

CAREER STATS:

Season	Club	League	REGULAR SEASON					PLAYOFFS				
			GP	G	A	PTS	PIM	GP	G	A	PTS	PIM
2005-06	Vasteras	SWE Jr.	27	17	12	29	38	—	—	—	—	—
	Vasteras	SWE 1	21	3	1	4	4	—	—	—	—	—
	Sweden	U-18 WC	6	4	1	5	2	—	—	—	—	—
2006-07	Vasteras	SWE 1	35	21	27	48	30	—	—	—	—	—
	Sweden	WJC	7	1	2	3	0	—	—	—	—	—
2007-08	Vasteras	SWE 1	36	21	24	45	18	—	—	—	—	—
	Sweden	WJC	6	3	4	7	14	—	—	—	—	—
2008-09	St. Louis	NHL	76	21	26	47	16	4	0	0	0	2
	Sweden	WC	7	0	1	1	0	—	—	—	—	—
NHL TOTALS			76	21	26	47	16	4	0	0	0	2
ST. LOUIS TOTALS			76	21	26	47	16	4	0	0	0	2



**BRAD
BOYES** **22**

2008-09: Finished the season with a career-high 72 points (33g, 39a) ... Collected a career-high four points (2g, 2a) on April 4 at Dallas ... Posted a career-high 8 shots on March 26 vs. Vancouver ... Tallied 22 points in the last 21 regular season games (8g, 14a) and 34 points (12g, 22a) in the last 34 games ... Played in his 300th NHL game on Feb. 12 at Nashville ... Was a part of 35 of the Blues' 72 power play goals. Tied for 11th in the NHL with 35 power play points (16g, 19a) and tied for 5th in the NHL with 16 power play goals ... Notched 33 goals through 82 games ... His game-winning goal on April 12 at Colorado was his 11th game-winning goal of the season and finished 2nd in the NHL ... Ranked first on the team in goals (33), assists (39), points (72), power play goals (16), game-winning goals (11) and shots (220) ... Registered points in 46 of his 82 games ... Notched 21 multi-point games, 17 two-point games, 3 three-point games and 1 four-point game ... Played in his second consecutive 82 game season and was one of four Blues to play in all 82 games ... Registered his 100th career penalty minute on Feb. 5 vs. Edmonton ... Recorded his 100th career goal on Dec. 8 vs. Nashville ... Tallied his 100th point as a Blue on Dec. 6 vs. Phoenix ... Recorded his 200th career point on Nov. 30 at Atlanta ... Tallied his 100th career NHL assist on Nov. 8 at Los Angeles. **Playoffs:** Made his playoff debut on April 15 at Vancouver and recorded his first postseason goal.

CAREER: 2007-08: Finished tied for fifth in the NHL with a career high 43 goals ... Was tied for third in the league with nine game-winning goals ... Ranked second in the NHL with a 20.8 shooting percentage ... Was tied for first on the team with 65 points (43g, 22a) ... Played in his 200th career NHL game on Dec. 29 at Dallas. **2006-07:** Ranked second on the team with 17 goals ... Ranked third on the team with 29 assists ... Ranked first on the team with 182 shots ... Was acquired by St. Louis from Boston on Feb. 27 ... Made his Blues debut on March 1 at NY Islanders ... Recorded his first goal as a Blue on March 3 at NY Rangers ... Tied a career high with three assists in a game on March 12 at Calgary ... Spent the majority of the season with Boston ... Played in his 100th career NHL game on Nov. 18 vs. Washington ... Registered his 100th NHL point on Feb. 23 at Tampa Bay. **2005-06:** Ranked third overall among league rookies in assists and points and earned NHL All-Rookie Team honors ... Was one of two Bruins to play in all 82 games ... Had 15 multiple-point games, including six three-point efforts and his first NHL hat trick scored on March 18 vs. Carolina ... Had an eight-game point streak from Jan. 19-Feb. 2, collecting 13 points (5g, 8a) over the span ... Had a seven-game point streak from March 11-21, registering 10 points (6g, 4a) ... Had a six-game point streak from Feb. 2-March 2, notching eight points (1g, 7a) ... Scored his first career NHL goal and point on Oct. 8 at Pittsburgh ... Recorded his first NHL assist on Oct. 10 at Tampa Bay.

2004-05: Spent the season with the Providence Bruins of the American Hockey League, finishing second on the team with 75 points (33g, 42a) ... Was the only Providence player to play in

HOMETOWN: Mississauga, Ontario

POSITION: Right Wing **SHOOTS:** Right

HEIGHT: 6-0 **WEIGHT:** 200

BORN: 4-17-82, Mississauga, Ontario

every game ... Led the team with eight playoff goals in 16 games and helped lead Providence to the Eastern Conference Finals ... Registered four game-winning playoff goals.

2003-04: Spent the majority of the season with San Jose's AHL affiliate, the Cleveland Barons and recorded 60 points (25g, 35a) in 61 games with the club ... Made his NHL debut with San Jose on March 7 at Dallas ... Acquired by Boston from San Jose on March 9 and completed the season with Providence ... Finished sixth overall in the AHL scoring race with 72 points (31g, 41a) and captured AHL Second All-Star Team honors. **2002-03:** Split his first pro season between St. John's and Cleveland of the AHL and registered 64 points (30g, 34a) in 80 games ... Earned AHL All-Rookie Team honors as he finished second among AHL rookies in goals and points.

JUNIOR CAREER: Played four seasons of junior hockey with Erie of the Ontario Hockey League, tallying 309 points (141g, 168a) along with 152 penalty minutes in 233 games ... Twice led Erie in goals and points, was named the OHL's Most Outstanding Player in 2000-01, was twice named the OHL's Most Sportsmanlike Player and was an OHL First Team and CHL Second Team All-Star in 2001-02 ... Helped lead Erie to an OHL championship in 2001-02 and won the OHL's Wayne Gretzky 99 Award as the playoff MVP ... Was an OHL Second Team All-Star in 2000-01 ... Captured Scholastic Player of the Year honors in both the OHL and CHL in 1999-2000.

INTERNATIONAL CAREER: Represented Canada in the 2006 World Championship ... Played for Team Canada in two World Junior Championships, capturing a silver medal in 2002 and a bronze medal in 2001.

BACKGROUND: Nickname is "Boysie" ... Hobbies included football and slopwatch ... His ultimate golf foursome would be Wayne Gretzky, Mike Myers and Muhammad Ali ... Favorite TV shows are Seinfeld and Entourage ... Put on his first pair of skates at age three ... Hockey idol growing up was Wayne Gretzky ... Favorite band is Metallica ... Favorite hockey moment was winning the junior title with the Erie Otters.

TRANSACTIONS: Feb. 27, 2007 - Traded to St. Louis from Boston in exchange for Dennis Wideman ... March 9, 2004 - Traded to Boston by San Jose with Andy Delmore in exchange for Jeff Jillson ... March 5, 2003 - Traded to San Jose by Toronto with Alyn McCauley and a 2003 first round draft choice (later traded to Boston; Boston selected Mark Stuart) for Owen Nolan ... June 24, 2000 - Toronto's first round selection, 24th overall in the 2000 NHL Entry Draft.

The Players



CAREER HIGHLIGHTS:

MOST GOALS

GAME: 3 – March 18, 2006 vs. Carolina

MOST ASSISTS

GAME: 3 – Three Times – Last, Dec. 6, 2008 vs. Phoenix

MOST POINTS

GAME: 4 – April 4, 2009 at Dallas

MOST PIM

GAME: 5 – Feb. 1, 2007 vs. Buffalo

MOST SHOTS

GAME: 8 – March 26, 2009 vs. Vancouver

CAREER PENALTY SHOTS: None

FIRST NHL GAME: March 7, 2004 at Dallas

FIRST NHL GOAL: Oct. 8, 2005 at Pittsburgh

FIRST GAME AS A BLUE: March 1, 2007 at NY Islanders

FIRST GOAL AS A BLUE: March 3, 2007 at NY Rangers

VERSUS NHL


TEAM	GP	G	A	PTS	PIM
Anaheim	10	4	1	5	4
Atlanta	9	3	7	10	0
Boston	3	1	0	1	0
Buffalo	17	3	8	11	13
Calgary	12	7	7	14	6
Carolina	11	6	3	9	0
Chicago	15	3	8	11	2
Colorado	9	4	5	9	2
Columbus	17	9	6	15	6
Dallas	12	6	7	13	8
Detroit	15	5	7	12	2
Edmonton	12	7	6	13	4
Florida	11	8	3	11	2
Los Angeles	9	1	2	3	4
Minnesota	11	4	4	8	2
Montreal	15	2	7	9	10
Nashville	16	8	4	12	2
New Jersey	7	2	3	5	4
NY Islanders	10	2	1	3	0
NY Rangers	8	4	1	5	2
Ottawa	17	5	6	11	4
Philadelphia	7	0	5	5	4
Phoenix	10	2	4	6	8
Pittsburgh	7	1	3	4	0
St. Louis	1	0	1	1	0
San Jose	9	2	1	3	8
Tampa Bay	10	6	9	15	0
Toronto	18	4	9	13	6
Vancouver	11	6	4	10	2
Washington	9	4	1	5	2
Total	328	119	133	252	107

LONGEST PERSONAL STREAKS:

GOALS:	6 (1X)	04/05/2008-10/16/2008 (6G)
ASSISTS:	5 (1X)	02/08/2006-03/02/2006 (7A)
POINTS:	8 (2X)	04/05/2008-10/16/2008 (7G-4A)
GAMES PLAYED:	183	03/01/2007-04/12/2009

CAREER STATS

Season	Club	League	REGULAR SEASON				PLAYOFFS				PTS	PIM
			GP	G	A	PTS	GP	G	A	PTS		
1998-99	Erie	OHL	59	24	36	60	30	5	1	2	3	10
1999-2000	Erie	OHL	68	36	46	82	38	13	6	8	14	10
2000-01	Erie	OHL	59	45	45	90	42	15	10	13	23	8
2001-02	Canada	WJC	7	1	3	4	2	--	--	--	--	--
	Canada	OHL	47	36	41	77	42	21	22	19	41	27
2002-03	Canada	WJC	7	5	4	9	16	--	--	--	--	--
	St. John's	AHL	65	23	28	51	45	--	--	--	--	--
2003-04	Cleveland	AHL	15	7	6	13	21	--	--	--	--	--
	San Jose	NHL	1	0	0	0	2	--	--	--	--	--
2004-05	Cleveland	AHL	61	25	35	60	38	--	--	--	--	--
	Providence	AHL	17	6	6	12	13	2	1	0	1	0
2005-06	Providence	AHL	80	33	42	75	58	16	8	7	15	23
2006-07	Boston	NHL	82	26	43	69	28	--	--	--	--	--
2007-08	St. Louis	NHL	62	13	21	34	25	--	--	--	--	--
	St. Louis	NHL	19	4	8	12	4	--	--	--	--	--
2008-09	St. Louis	NHL	82	43	22	65	20	--	--	--	--	--
2008-09	St. Louis	NHL	82	33	39	72	26	4	2	1	3	0
NHL TOTALS			328	119	133	252	107	4	2	1	3	0
ST. LOUIS TOTALS			183	80	69	149	50	4	2	1	3	0



ERIC BREWER 4

2007-08: Led the Blues with an average ice time of 25:07 ... Posted at least one blocked shot in 25 of 28 games this season ... Appeared in his 200th game as a Blue on Oct. 30 vs. Carolina ... Skated in his 600th career NHL game on Oct. 18 vs. Chicago ... Scored his first goal of the season on Oct. 16 vs. Dallas ... Missed the majority of the season due to an upper body injury.

CAREER: 2007-08: Was named the 19th Captain in Blues history on Feb. 8, 2008 ... Ranked first on the team averaging 24:37 of ice-time per game ... Was tied for fourth on the team with 91 penalty minutes ... Posted a career-high 4 points (0g, 4a) on Feb. 17 vs. Columbus ... Recorded his 200th career penalty minute as a Blue on March 23 at Chicago. **2006-07:** Tied a career high with 29 points (6g, 23a) while setting a career-high with 23 assists ... Was one of four Blues to play in 82 games ... Ranked first on the team, averaging 24:31 minutes per game ... Ranked first on the team with 166 blocked shots ... Set a career high with 69 penalty minutes. Tallied his 100th career NHL assist, while skating in his 500th career NHL game on March 1 at NY Islanders ... Posted a career high three-point game (1g, 2a) on Jan. 16 at Anaheim. **2005-06:** Made his Blues debut on Oct. 5, at Detroit, notching his first goal as a Blue ... Appeared in 32 games, collecting nine points (6g, 3a) along with 45 penalty minutes ... Underwent season ending shoulder surgery on Jan. 26 ... Collected his 300th career NHL penalty minute on Dec. 28 at Chicago ... Tied a career high with 15 penalty minutes on Nov. 9 at Columbus ... Missed 50 games due to injury. **2004-05:** Did not play **2003-04:** Tallied 25 points (7g, 18a) along with 67 penalty minutes, in 77 games with the Oilers ... Ranked 14th in the NHL and led Edmonton, averaging 24:39 minutes of ice time ... Was tied for fourth on Edmonton with 10 power play points (3g, 7a) ... Registered six multiple point games, all two-point games ... Posted a three-game scoring streak from March 12-16, notching four assists ... Scored the overtime game-winner on Feb. 25 vs. Vancouver. Recorded his 100th career NHL point on Jan. 29 vs. Chicago ... Registered his 200th career NHL PIM on Oct. 16 vs. Buffalo ... Played in his 400th career NHL game on March 26 vs. Los Angeles. **2002-03:** Ranked first among Oilers defensemen and was 10th on the team with 29 points (8g, 21a) ... Posted career highs in all offensive categories ... Appeared in his first career NHL All-Star Game for the Western Conference on Feb. 2 at Florida. 2001-02: Notched 25 points (7g, 18a) in 81 games for Edmonton ... Ranked second on Edmonton, averaging 23:55 minutes of ice time ... Ranked second on the team in hits, finished third on the team in blocked shots and was fifth on the team in shots on goal. **2000-01:** Tallied 21 points (7g, 14a) along with 53 penalty minutes in 77 games played ... Was tied for first on the Oilers, posting a plus-15 rating ... Ranked second on the team with 162 hits and was fifth with 91 blocked shots. **1999-2000:** Split the season with the New York Islanders and the Lowell Lock Monsters of the AHL ... Registered a pair of assists in 26 games

HOMETOWN: Vancouver, British Columbia

POSITION: Defenseman **SHOOTS:** Left

HEIGHT: 6-3 **WEIGHT:** 220

BORN: 4-17-79, Vernon, British Columbia

with the Islanders ... Notched four points (2g, 2a) in 25 matches with Lowell ... **1998-99:** Made his NHL debut with the New York Islanders on Oct. 10 vs. Pittsburgh ... Tallied 11 points (5g, 6a) along with 32 penalty minutes, skating in 63 games ... Averaged 15:30 minutes of ice time per game.

JUNIOR CAREER: Played three seasons for the Prince George Cougars of the Western Hockey League (1995-98), amassing 76 points (14g, 62a) along with 151 penalty minutes in 168 games played ... Was the Cougars assistant captain in 1997-98 ... Was the assistant captain of the Canadian National Junior Team in 1998 ... Selected to play in the WHL All-Star Game in 1997-98 ... Was named to the Western Division Second All-Star Team in 1997-98 ... Was named as the Cougars All-Scholastic Player in 1996-97 and Cougars Rookie of the Year in 1995-96.

INTERNATIONAL CAREER: Won his third gold medal at the 2007 World Championships, representing Team Canada, tallying four points (1g, 3a) in nine games ... Captured the Gold Medal for Team Canada at the 2004 World Cup of Hockey, scoring four points (1g, 3a) ... Represented Team Canada at the 2004 World Championships for the third consecutive season helping Team Canada win its second consecutive gold medal ... Scored two points (1g, 1a) along with six penalty minutes while posing a plus-four in the nine games played ... Appeared in his second consecutive World Championships IN 2003 in Helsinki, scoring three points (1g, 2a) along with eight penalty minutes in nine games played leading Canada to the Gold Medal ... Won the gold medal with Team Canada at 2002 Winter Olympics in Salt Lake City ... Notched a pair of goals, including a game-winner, while posting an even rating in six games played ... Made his first appearance for Team Canada at the 2002 World Championships in Sweden, where he was tied for the team scoring lead with five points (2g, 3a) seven games.

BACKGROUND: Lists winning the gold medal for Team Canada at the 2002 Winter Olympic Games in Salt Lake City as his greatest hockey moment ... Is involved with the Kidsmart ... Enjoys skiing, golf and tennis ... Favorite TV channel is National Geographic ... Eric, his wife, Rebecca and daughter Reese, make their offseason home in Vancouver, British Columbia.

TRANSACTIONS: August 2, 2005 - Traded to St. Louis from Edmonton along with defenseman Doug Lynch and Jeff Woywitka in exchange for defenseman Chris Pronger ... June 24, 2000 - Traded to Edmonton by NY Islanders along with Josh Green and NY Islanders second choice (Brad Winchester) in 2000 Entry Draft in exchange for Roman Hamrlik ... June 21, 1997 - NY Islanders second choice, fifth overall.

The Players



CAREER HIGHLIGHTS:

MOST GOALS

GAME: 2 – March 7, 2004 at Chicago

MOST ASSISTS

GAME: 4 – Feb. 17, 2008 vs. Columbus

MOST POINTS

GAME: 4 – Feb. 17, 2008 vs. Columbus

MOST PIM

GAME: 15 – Twice – Last, Nov. 9, 2005 at Columbus

MOST SHOTS

GAME: 8 – Feb. 20, 2007 vs. Columbus

CAREER PENALTY SHOTS:

None

FIRST NHL GAME:

Oct. 10, 1998 vs. Pittsburgh

FIRST NHL GOAL:

Nov. 5, 1998 vs. Carolina

FIRST GAME AS A BLUE:

Oct. 5, 2005 at Detroit

FIRST GAME AS A BLUE:

Oct. 5, 2005 at Detroit

VERSUS NHL

TEAM	GP	G	A	PTS	PIM
Anaheim	32	5	5	10	45
Atlanta	9	1	3	4	19
Boston	13	0	2	2	10
Buffalo	12	1	3	4	4
Calgary	31	3	8	11	34
Carolina	11	2	0	2	4
Chicago	38	3	4	7	26
Colorado	31	1	11	12	18
Columbus	34	3	11	14	41
Dallas	28	4	6	10	10
Detroit	38	3	4	7	24
Edmonton	12	1	3	4	10
Florida	13	1	4	5	6
Los Angeles	28	4	2	6	21
Minnesota	31	1	8	9	22
Montreal	15	1	4	5	12
Nashville	40	2	9	11	19
New Jersey	9	0	3	3	8
NY Islanders	7	0	1	1	4
NY Rangers	11	1	0	1	6
Ottawa	14	0	3	3	10
Philadelphia	14	0	1	1	4
Phoenix	28	3	7	10	26
Pittsburgh	9	0	0	0	10
St. Louis	19	1	3	4	18
San Jose	28	1	6	7	24
Tampa Bay	9	1	4	5	4
Toronto	18	1	3	4	7
Vancouver	31	3	12	15	30
Washington	10	1	1	2	15
Total	623	48	131	179	491

LONGEST PERSONAL STREAKS:

GOALS:	2 (3X)	10/19/2005-10/20/2005 (2G)
ASSISTS:	3 (5X)	03/06/2007-03/10/2007 (3A)
POINTS:	3 (8X)	03/06/2007-03/10/2007 (1G-3A)
GAMES PLAYED:	125	10/25/2000-01/21/2002

CAREER STATS

Season	Club	League	REGULAR SEASON					PLAYOFFS				
			GP	G	A	PTS	PIM	GP	G	A	PTS	PIM
1995-96	Prince George	WHL	63	4	10	14	25	—	—	—	—	—
1996-97	Prince George	WHL	71	5	24	29	81	15	2	4	6	16
1997-98	Prince George	WHL	34	5	28	33	45	11	4	2	6	19
1998-99	NY Islanders	NHL	63	5	6	11	32	—	—	—	—	—
1999-2000	NY Islanders	NHL	26	0	2	2	20	—	—	—	—	—
	Lowell	AHL	25	2	2	4	26	7	0	0	0	0
2000-01	Edmonton	NHL	77	7	14	21	53	6	1	5	6	2
2001-02	Edmonton	NHL	81	7	18	25	45	—	—	—	—	—
	Canada	Olympics	6	2	0	2	0	—	—	—	—	—
	Canada	WC	7	2	3	5	4	—	—	—	—	—
2002-03	Edmonton	NHL	80	8	21	29	45	6	1	3	4	6
	Canada	WC	9	1	2	3	8	—	—	—	—	—
2003-04	Edmonton	NHL	77	7	18	25	67	—	—	—	—	—
	Canada	World Cup	6	1	3	4	4	—	—	—	—	—
	Canada	WC	9	1	1	2	6	—	—	—	—	—
2004-05												
2005-06	St. Louis	NHL	32	6	3	9	45	—	—	—	—	—
2006-07	St. Louis	NHL	82	6	23	29	69	—	—	—	—	—
	Canada	WC	9	1	3	4	6	—	—	—	—	—
2007-08	St. Louis	NHL	77	1	21	22	91	—	—	—	—	—
2008-09	St. Louis	NHL	28	1	5	6	24	—	—	—	—	—
NHL TOTALS			623	48	131	179	491	12	2	8	10	8
ST. LOUIS TOTALS			219	14	52	66	229	—	—	—	—	—



CARLO COLAIACOVO 28

2008-09: Played in a career-high 73 games and notched career highs in assists (27), points (30) and penalty minutes (35) ... Registered a four-game power play assist streak from Jan. 15-Jan. 21, marking a career-high assist streak and tying a career-high point streak ... Recorded 20 of his 27 assists on the power play ... Led all Blues defensemen with 30 points (3g, 27a), 29 of which came as a member of the Blues ... Ranked fourth on the team in assists (27), first with 20 power play assists and third with 20 power play points (0g, 20a) ... Registered a career-high 11 penalty minutes on Dec. 20 vs. Minnesota ... Scored his first goal as a Blue on Dec. 11 at Los Angeles ... Notched a pair of assists on Dec. 5 vs. Calgary, tying a career high ... Tallied his first point (assist) as a Blue on Nov. 30 at Atlanta ... Made his Blues debut on Nov. 26 at Colorado ... Played in 10 games for the Maple Leafs collecting one assist and six penalty minutes. **Playoffs:** Made his postseason debut on April 15 at Vancouver.

CAREER: **2007-08:** Played 28 games for Toronto collecting six points (two goals, four assists) with 10 penalty minutes ... Missed first 37 games of the season due to knee injury from previous season ... Assigned to the Toronto Marlies (AHL) for conditioning December 19 ... Played two games for the Toronto Marlies registering a (+2) rating ... Recalled from the Toronto Marlies after conditioning assignment December 27 ... Skated in first game of season and played (19:16) December 27 at Philadelphia ... Sustained bruised knee January 5 vs. Philadelphia ... Returned to lineup after missing nine games due to injury January 29 vs. St. Louis ... Scored game-winning goal and first point of season February 2 vs. Ottawa ... Scored goal February 19 vs. Columbus ... Played a season-high (26:14) February 29 at Tampa Bay ... Played 100th career NHL game March 1 at Washington ... Collected first two assists of season March 6 at Boston ... Sustained groin muscle tear March 18 at the New York Islanders and missed the final eight games of the season due to injury. **2006-07:** Missed first 31 games of season due to injury ... Played five games for the Toronto Marlies (AHL) collecting six points (one goal, five assists) with four penalty minutes ... Scored first goal of season December 16 vs. the New York Rangers ... Registered a season-high four-game point-streak (one goal, three assists) March 17 - 24 ... Maple Leafs nominee for 2007 Bill Masterton Memorial Trophy, awarded for 'perseverance, sportsmanship and dedication to hockey' as voted by the local hockey writers. **2005-06:** Played in the season opener for the Maple Leafs October 5 vs. Ottawa ... Scored his first career NHL goal November 8 vs. Washington ... Re-assigned to the Toronto Marlies November 9 ... Recalled from the Toronto Marlies November 28 ... Registered a season-high two points (one goal, one assist) January 14 vs. Phoenix ... Missed the final 34 games of the season due to a concussion.

HOMETOWN: Toronto, Ontario

POSITION: Defenseman **SHOOTS:** Left

HEIGHT: 6-1 **WEIGHT:** 200

BORN: 1-27-83, Toronto, Ontario

2004-05: Finished third on St. John's of the American Hockey League in plus/minus (+9) ... Finished third among team defensemen in goals (four-tie), fourth in assists (20) and fourth in points (24) ... Played his 100th career AHL game and scored the game-winning goal in overtime March 2 at Grand Rapids. **2003-04:** Played two games for Toronto collecting one assist with two penalty minutes ... Recalled from St. John's January 17 ... Played his first game of the season January 20 vs. the New York Islanders ... Collected his only point (assist) of the season January 21 at Washington ... Re-assigned to St. John's January 28 ... Played 62 games for St. John's collecting 31 points (six goals, 25 assists) with 50 penalty minutes ... Finished fourth on the team in assists (25-tie) ... Finished first among team defensemen in points (31), first in assists (25) and second in goals (6) ... Played his first career AHL game October 11 at Manitoba ... Registered first career AHL point (assist) October 18 vs. Manitoba ... Scored first career AHL goal (game-winning goal in overtime) October 28 vs. Milwaukee. **2002-03:** Played two games for Toronto collecting one assist ... Registered his first career NHL point (assist) in his first career NHL game October 23 vs. Phoenix ... Returned by Toronto to Erie of the Ontario Hockey League November 11 ... Finished second among Erie (OHL) defensemen in points (35).

JUNIOR CAREER: **2001-02:** Named to the OHL Second All-Star Team ... Played for the OHL Western Conference All-Star Team at the 2002 Hershey Cup ... Finished first among Erie (OHL) defensemen in goals (13) ... Won the OHL Championship and played in Memorial Cup. **2000-01:** Played in the OHL All-Star Game and CHL Top Prospects Game ... Finished first among team defensemen in goals (12). **1999-2000:** Named Erie's Rookie of the Year.

INTERNATIONAL CAREER: Represented Canada at the 2003 World Junior Championship and won the Silver Medal ... Led the tournament in points (10-tie) and assists (9) ... Named to the tournament All-Star Team ... Represented Canada at the 2002 World Junior Championships and won the Silver Medal.

BACKGROUND: Favorite vacation spot is the Bahamas ... Favorite television show is Entourage ... Favorite band is U2.

TRANSACTIONS: Nov. 24, 2008 - Acquired from Toronto along with Alex Steen in exchange for Lee Stempniak ... June 23, 2001 - Toronto's first round selection, 17th overall in the 2001 Entry Draft.

The Players



CAREER HIGHLIGHTS:

MOST GOALS

GAME: 1 – 15 Times – Last, Feb. 16, 2009 vs. N.Y. Rangers

MOST ASSISTS

GAME: 2 – Eight Times – Last, March 10, 2009 vs. Dallas

MOST POINTS

GAME: 2 – 10 Times – Last, March 15, 2009 vs. Minnesota

MOST PIM

GAME: 11 – Dec. 20, 2008 vs. Minnesota

MOST SHOTS

GAME: 4 – Five Times – Last, March 6, 2009 at Tampa Bay

FIRST NHL GAME:

Oct. 23, 2002 vs. Phoenix

FIRST NHL GOAL:

Nov. 8, 2005 vs. Washington

FIRST GAME AS A BLUE:

Nov. 26, 2008 at Colorado

FIRST GOAL AS A BLUE:

Dec. 11, 2008 at Los Angeles

VERSUS NHL


TEAM	GP	G	A	PTS	PIM
Anaheim	3	0	0	0	2
Atlanta	4	0	1	1	2
Boston	10	0	3	3	4
Buffalo	9	2	3	5	8
Calgary	5	0	2	2	0
Carolina	7	0	0	0	6
Chicago	5	0	2	2	2
Colorado	5	0	2	2	0
Columbus	7	1	3	4	2
Dallas	4	0	2	2	0
Detroit	7	0	3	3	4
Edmonton	6	0	1	1	2
Florida	7	1	2	3	0
Los Angeles	3	1	0	1	2
Minnesota	5	0	2	2	13
Montreal	7	1	2	3	2
Nashville	5	0	1	1	0
New Jersey	6	1	2	3	0
NY Islanders	7	1	3	4	0
NY Rangers	6	2	0	2	2
Ottawa	10	1	1	2	9
Philadelphia	7	2	2	4	10
Phoenix	5	1	2	3	2
Pittsburgh	7	0	0	0	2
St. Louis	3	0	0	0	0
San Jose	4	0	1	1	2
Tampa Bay	7	0	1	1	6
Toronto	0	0	0	0	0
Vancouver	7	0	4	4	2
Washington	6	1	2	3	2
Total	174	15	47	62	86

LONGEST PERSONAL STREAKS:

GOALS:	2 (1X)	04/05/2007-04/07/2007 (2G)
ASSISTS:	4 (1X)	01/15/2009-01/21/2009 (4A)
POINTS:	4 (2X)	01/15/2009-01/21/2009 (0G, 4A)
GAMES PLAYED:	63	11/26/2008-04/12/2009

CAREER STATS

Season	Club	League	REGULAR SEASON					PLAYOFFS				
			GP	G	A	PTS	PIM	GP	G	A	PTS	PIM
1999-2000	Erie	OHL	52	4	18	22	12	13	2	4	6	9
2000-01	Erie	OHL	62	12	27	39	59	14	4	7	11	16
2001-02	Erie	OHL	60	13	27	40	49	21	7	10	17	20
	Erie	M-CUP	4	0	2	2	6	—	—	—	—	—
	Canada	WJC	7	0	3	3	2	—	—	—	—	—
2002-03	Toronto	NHL	2	0	1	1	0	—	—	—	—	—
	Erie	OHL	35	14	21	35	12	—	—	—	—	—
	Canada	WJC	6	1	9	10	2	—	—	—	—	—
2003-04	Toronto	NHL	2	0	1	1	2	—	—	—	—	—
	St. John's	AHL	62	6	25	31	50	—	—	—	—	—
2004-05	St. John's	AHL	49	4	20	24	59	5	0	1	1	2
2005-06	Toronto	NHL	21	2	5	7	17	—	—	—	—	—
	Toronto	AHL	14	5	6	11	14	—	—	—	—	—
2006-07	Toronto	NHL	48	8	9	17	22	—	—	—	—	—
	Toronto	AHL	5	1	5	6	4	—	—	—	—	—
2007-08	Toronto	NHL	28	2	4	6	10	—	—	—	—	—
	Toronto	AHL	2	0	0	0	0	—	—	—	—	—
2008-09	Toronto	NHL	10	0	1	1	6	—	—	—	—	—
	St. Louis	NHL	63	3	26	29	29	4	0	0	0	2
NHL TOTALS			174	15	47	62	86	4	0	0	0	2
ST. LOUIS TOTALS			63	3	26	29	29	4	0	0	0	2



TY
CONKLIN **29**

2008-09: Finished 25-11-2 with a 2.51 GAA, .909 SV% and a career-high six shutouts ... Set a career high with 25 wins ... Four of his shutouts came at home ... Was the starting goaltender in the Winter Classic for the third time (for Edmonton, Pittsburgh and Detroit).

Playoffs: Played in one postseason game with Detroit.

CAREER: 2007-08: Appeared in 33 games for the Penguins ... Recalled on an emergency basis from Scranton/Wilkes-Barre 12/6/07 ... Compiled an 18-8-5 record with a 2.51 GAA and two shutouts for Pittsburgh ... Finished second among NHL goaltenders with a .923 SV% ... Made a career-high 50 saves in a 4-2 victory over the NY Islanders 2/26 ... Won eight consecutive games for Pittsburgh from 12/20 - 1/10 ... Was the winning goaltender at the Winter Classic in Buffalo, stopping 36 shots in regulation and 2 of 3 shootout attempts (2-1 SO victory) ... Appeared in 18 games for Scranton/Wilkes-Barre of the AHL, posting an 11-7 record with a 2.21 GAA, a .919 SV% and 2 shutouts. **2006-07:** Finished with a 2-3-2 record and 3.30 GAA in 11 appearances with Columbus ... Traded to Buffalo for a 5th round draft pick and posted a 1-2-0 record in five appearances ... Made a then career high 42 saves in a 5-3 victory over Florida to earn his first win in his first start with the Sabres. **2005-06:** Had an 8-5-1 record and a 2.80 GAA in 18 appearances with the Edmonton Oilers ... Appeared in 3 games with the AHL's Hamilton Bulldogs (1-2-0, 3.17 GAA, .907 SV%) and two games with the AHL's Hartford Wolfpack (1-0-1, 2.31 GAA, .932 SV%). **Playoffs:** Made his NHL postseason debut. **2004-05:** Played 11 regular season games for Wolfsburg in Germany ... Posted a 1.59 GAA in 7 postseason games for Wolfsburg. **2003-04:** Played in 38 games for Edmonton posting a 17-14-4 record with a 2.42 GAA and a .912 SV% ... Recorded his first NHL shutout 11/13/03 in a 2-0 win at Minnesota. **2002-03:** Appeared in 38 games for Hamilton of the AHL ... Posted a 19-13-3 record ... Played in 17 postseason games for Hamilton ... Finished with a 9-6 postseason record and a 2.23 GAA helping lead the Bulldogs to the AHL Calder Cup Finals ... Posted a team record .933 postseason SV%. **2001-02:** Signed as a free agent by Edmonton 4/18/01 ... Appeared in four games with the Oilers ... Made his NHL debut vs. Toronto on 10/16/01 ... Posted a 2-0-0 record with Edmonton along with a 1.63 GAA and .939 SV% ... Notched his first NHL victory on 10/20/01 as the Oilers defeated the Florida Panthers 6-2 ... Appeared in 38 games with the Hamilton Bulldogs of the AHL, posting a 13-12-8 record, 2.61 GAA, .916 SV% and one shutout.

HOMETOWN: Readfield, Maine

POSITION: Goaltender **CATCHES:** Left

HEIGHT: 6-1 **WEIGHT:** 190

BORN: 3-30-76, Eagle River, Alaska

COLLEGE CAREER: Spent three seasons (1998-2001) at the University of New Hampshire and established school records in wins (57), GAA (2.17), SV% (.915) and games played (93). **2000-01:** Led Hockey East with a 2.05 GAA ... Named team captain, the first goaltender in 40 years to do so at UNH ... Was a NCAA East First Team All-American ... Hockey East First Team All-Star ... Co-recipient (with Brian Gionta) of the Walter Brown Award as the top American-born college hockey player in New England ... Hobey Baker Award Finalist. **1999-2000:** Posted a 22-8-6 record with a 2.49 GAA and two shutouts in 37 games ... Set career highs in wins and games played ... Named Hockey East Player of the Year ... Named NCAA Second Team All-American. **1998-99:** Had an 18-3-1 record with a 1.84 GAA in 22 games ... Set a career high in GAA ... Named to Hockey East All-Freshman Team and Hockey East Second All-Star Team.

JUNIOR CAREER: Went 47-19-4 and had a 3.02 GAA and two shutouts in 60 games spanning two seasons with Green Bay of the United States Hockey League. **1996-97:** Went 19-7-1 with a 3.21 GAA and one shutout in 30 games ... Was 8-9 with a 3.43 GAA and one shutout in 17 playoff games. **1995-96:** Had a 28-12-3 record with a 2.85 GAA and one shutout in 30 games and named to the USHL's Second All-Star Team.

INTERNATIONAL CAREER:

Represented the United States at the 2004 and 2005 World Championships ... Won a gold medal in 2004 and named the tournament's Outstanding Goaltender after posting a 4-0-1 record with a 2.00 GAA, .934 save percentage and one shutout.

BACKGROUND: Nickname is "Conks" ... Enjoys hunting, fishing, golf and flying a Super Cub, a two-seat plane ... First job was working in a veterinarian's office ... Favorite movie is The Usual Suspects ... Favorite actor is Robert Duvall ... Favorite sports teams are the Green Bay Packers and Boston Red Sox ... Ty and his wife, Erika, have a daughter, Maggie and son, Chase.

TRANSACTIONS: July 1, 2009 - Signed by St. Louis as a free agent ... July 1, 2008 - Signed by Detroit as a free agent ... July 19, 2007 - Signed by Pittsburgh as a free agent ... Feb. 27, 2007 - Traded to Buffalo by Columbus for Buffalo's 5th round draft choice in 2007 ... July 6, 2006 - Signed by Columbus as a free agent ... April 18, 2001 - Signed by Edmonton as a free agent.

The Players



CAREER HIGHLIGHTS:

MOST SHOTS FACED

GAME: 52 – Feb. 26, 2008 at N.Y. Islanders

FIRST NHL GAME:

Oct. 16, 2001 vs. Toronto

FIRST NHL WIN:

Oct. 20, 2001 vs. Florida

FIRST NHL SHUTOUT:

Nov. 13, 2003 at Minnesota

VERSUS NHL

TEAM	GP	W	L	T/OT	SO	GA	GAA
Anaheim	3	3	0	0	0	5	1.66
Atlanta	3	1	1	1	0	7	2.51
Boston	6	2	4	0	0	18	3.67
Buffalo	6	6	0	0	1	7	1.15
Calgary	6	3	2	1	0	17	3.17
Carolina	2	2	0	0	0	2	1.00
Chicago	9	7	1	0	2	20	2.39
Colorado	9	3	4	1	0	26	3.28
Columbus	6	3	0	2	1	12	2.20
Dallas	6	1	2	0	0	13	2.54
Detroit	3	0	1	0	0	5	4.11
Edmonton	4	3	1	0	1	10	2.50
Florida	7	6	0	0	1	11	1.65
Los Angeles	6	5	1	0	1	12	2.01
Minnesota	10	1	4	2	1	16	2.20
Montreal	4	1	3	0	0	14	3.54
Nashville	10	4	3	1	0	26	3.18
New Jersey	3	1	0	2	0	7	2.27
NY Islanders	4	2	2	0	0	12	3.01
NY Rangers	3	2	1	0	0	10	3.33
Ottawa	4	1	2	1	0	14	3.89
Philadelphia	4	1	2	0	0	14	4.24
Phoenix	2	1	1	0	0	7	3.41
Pittsburgh	2	2	0	0	1	3	1.50
St. Louis	5	3	1	0	0	12	2.79
San Jose	7	3	2	2	1	12	1.68
Tampa Bay	2	1	1	0	0	4	2.00
Toronto	6	2	1	0	0	8	1.80
Vancouver	4	2	2	0	0	11	3.28
Washington	3	1	1	1	0	8	3.04
Total	149	73	43	14	10	343	2.58

LONGEST PERSONAL STREAKS:

WIN STREAK: 9 – Dec. 20, 2007-Jan. 10, 2008

TEAM POINT STREAK: 11 – (10-0-1) Dec. 20, 2007 – Jan. 14, 2008

SHUTOUT SEQUENCE: 122:58 – Jan. 3, 2008 – Jan. 8, 2008

CAREER STATS

CAREER STATS				REGULAR SEASON							PLAYOFFS						
Season	Club	League	GP	W	L	O/T	MIN	GA	SO	AVG	GP	W	L	MIN	GA	SO	AVG
1995-96	Green Bay	USHL	30	—	—	—	1727	82	1	2.85	—	—	—	—	—	—	—
1996-97	Green Bay	USHL	30	19	7	1	1609	86	1	3.21	17	8	9	980	56	1	3.43
1997-98	New Hampshire	NCAA	Did Not Play – Transferred Colleges														
1998-99	New Hampshire	NCAA	22	18	3	1	1338	41	0	1.84	—	—	—	—	—	—	—
1999-2000	New Hampshire	NCAA	37	22	8	6	2194	91	2	2.49	—	—	—	—	—	—	—
2000-01	New Hampshire	NCAA	34	17	12	5	2048	70	5	2.05	—	—	—	—	—	—	—
2001-02	Edmonton	NHL	4	2	0	0	148	4	0	1.62	—	—	—	—	—	—	—
	Hamilton	AHL	37	13	12	8	2043	89	1	2.61	7	4	2	416	18	0	2.60
2002-03	Hamilton	AHL	38	19	13	3	2140	91	4	2.55	17	9	6	1024	38	1	2.23
2003-04	Edmonton	NHL	38	17	14	4	2086	84	1	2.42	—	—	—	—	—	—	—
2004-05	Wolfsburg	DEL	11	—	—	—	623	31	0	2.99	7	—	—	414	11	2	1.59
2005-06	Edmonton	NHL	18	8	5	1	922	43	1	2.80	1	0	1	6	1	0	10.00
	Hamilton	AHL	3	1	2	0	152	8	0	3.17	—	—	—	—	—	—	—
	Hartford	AHL	2	1	0	1	130	5	0	2.31	—	—	—	—	—	—	—
2006-07	Columbus	NHL	11	2	3	2	491	27	0	3.30	—	—	—	—	—	—	—
	Buffalo	NHL	5	1	2	0	227	13	0	3.44	—	—	—	—	—	—	—
	Syracuse	AHL	19	3	12	3	1085	60	0	3.32	—	—	—	—	—	—	—
2007-08	Pittsburgh	NHL	33	18	8	5	1866	78	1	2.51	—	—	—	—	—	—	—
	Wilkes-Barre	AHL	18	11	7	0	1058	39	2	2.21	—	—	—	—	—	—	—
2008-09	Detroit	NHL	40	25	11	2	2246	94	6	2.51	1	0	0	20	0	0	0.00
NHL TOTALS			149	73	43	14	7986	343	10	2.58	2	0	1	26	1	0	2.38



B.J. CROMBEEN 26

2008-09: Ranked second on the team with 148 PIM and second among NHL rookies ... Posted a career-high 19 penalty minutes on Jan. 13 at Calgary ... Posted a career-high three-game point streak from Dec. 6-10, collecting six points (5g, 1a) over the span ... Recorded his first career hat trick on Dec. 8 vs. Nashville becoming the first Blues rookie to record a hat trick since Vitali Prokhorov completed the task on Oct. 31, 1992 vs. Philadelphia ... Notched a career-high four points (3g, 1a) on Dec. 8 vs. Nashville ... Scored the game-winning goal in two consecutive games from Dec. 6-8, becoming the first rookie in franchise history to score the game-winning goal in two consecutive team games ... Notched his first goal as a Blue on Dec. 6 vs. Phoenix ... Tallied his first point (assist) as a Blue on Nov. 30 at Atlanta ... Made his Blues debut on Nov. 21 vs. Anaheim, becoming the third father-son combination to play for St. Louis (Father Mike Crombeen played for the Blues from 1978-1983). **Playoffs:** Made his Blues playoff debut on April 15 at Vancouver.

CAREER: 2007-08: Spent most of the season with the Iowa Stars (AHL), appearing in 65 games with 14 goals and 14 assists and a team-high 158 penalty minutes ... Was named Iowa's "Most Improved Player" ... Was recalled by Dallas in January and made his NHL debut on Jan. 19 vs. Columbus ... Returned to Iowa after three January NHL games and returned to Dallas for the remainder of the season on March 24 ... Posted his first career NHL point with an assist on March 29 at Los Angeles. **Playoffs:** Made his NHL playoff debut in Game One of the first round at Anaheim on April 10.

MINOR CAREER: 2006-07: Split the season between Assat Pori of the Finnish Elite league and Idaho of the ECHL ... Placed second on Assat Pori in penalty minutes (152) and third in goals (13) ... Returned to North America in the spring and joined Idaho ... Was a member of the 2007 Kelly Cup

HOMETOWN: Springwater, Ontario

POSITION: Right Wing **SHOOTS:** Right

HEIGHT: 6-2 **WEIGHT:** 210

BORN: 7-10-85, Denver, Colorado

champion Idaho Steelheads (ECHL), posting 10 points (5-5-10) in 22 playoff outings ... Spent the 2005-06 season mainly in Iowa (52 games, 5-7-12 points), but also had an eight-game stint in Idaho (5-3-8 points).

JUNIOR CAREER: Played four seasons with the Barrie Colts (OHL), captaining the club in 2004-05 ... Named to the OHL All-Star Team that played against the Russian Selects in 2003 and 2004 ... Played for the Eastern Conference in the 2003-04 OHL All-Star Game.

INTERNATIONAL CAREER: Played for the gold medal-winning Canadian Under-18 team at the 2003 Worlds.

BACKGROUND: Nickname is "Beener" ... First name is Brandon ... Married wife, Janet, on Aug. 16, 2008 in Huntsville, Ontario ... Lists Old School as his favorite movie ... Lists getting to play in the Stanley Cup Playoffs with the Blues in 2009 as his most memorable moment in hockey ... Hockey idol growing up was Cam Neely ... Put on his first pair of skates at age 3 ... Is involved with Juvenile Diabetes Association ... First job was as a dishwasher ... Says if he was not playing hockey he would be in financial advising work ... Has a Chesapeake Bay Retriever named Dudley ... Lists Will Ferrell as his favorite actor ... Favorite meal is steak and mashed potatoes ... His father Mike Crombeen played for the Blues from 1978-1983 and scored one of the biggest goals in Blues history when he netted a series clinching double overtime goal against Pittsburgh in the first round of the 1981 playoffs.

TRANSACTIONS: Nov. 18, 2008 - Claimed on waivers by St. Louis ... June 21, 2003 - Dallas' second round selection, 54th overall in the 2003 Entry Draft.



CAREER HIGHLIGHTS:

MOST GOALS

GAME: 3 – Dec. 8, 2008
vs. Nashville

MOST ASSISTS

GAME: 1 – 12 Times – Last,
March 28, 2009 vs. Columbus

MOST POINTS

GAME: 4 – Dec. 8, 2008
vs. Nashville

MOST PIM

GAME: 19 – Jan. 13, 2009
at Calgary

MOST SHOTS

GAME: 5 – Twice – Last, Jan. 9,
2009 at Vancouver

CAREER PENALTY SHOTS:
NONE

FIRST NHL GAME:

Jan. 19, 2008 vs. Columbus

FIRST NHL GOAL:

Oct. 15, 2008 vs. Nashville

FIRST GAME AS A BLUE:

Nov. 21, 2008 vs. Anaheim

FIRST GAME AS A BLUE:

Dec. 6, 2008 vs. Phoenix

VERSUS NHL


TEAM	GP	G	A	PTS	PIM
Anaheim	6	1	0	1	15
Atlanta	1	0	1	1	5
Boston	3	0	0	0	9
Buffalo	0	0	0	0	0
Calgary	4	0	1	1	25
Carolina	1	0	0	0	0
Chicago	5	0	0	0	9
Colorado	5	0	1	1	12
Columbus	9	1	2	3	19
Dallas	3	0	0	0	4
Detroit	5	0	0	0	0
Edmonton	4	0	0	0	4
Florida	1	0	0	0	0
Los Angeles	4	0	1	1	4
Minnesota	5	0	0	0	7
Montreal	0	0	0	0	0
Nashville	7	3	3	6	7
New Jersey	2	0	0	0	5
NY Islanders	1	0	0	0	0
NY Rangers	2	1	1	2	4
Ottawa	1	0	0	0	0
Philadelphia	1	0	0	0	4
Phoenix	5	3	1	4	16
Pittsburgh	0	0	0	0	0
St. Louis	1	0	0	0	0
San Jose	6	1	0	1	32
Tampa Bay	1	0	0	0	0
Toronto	0	0	0	0	0
Vancouver	4	1	0	1	4
Washington	2	1	1	2	2
Total	89	12	12	24	187

LONGEST PERSONAL STREAKS:

GOALS:	3 (1X)	12/06/2008-12/10/2008 (5G)
ASSISTS:	2 (1X)	10/18/2008-10/20/2008 (2A)
POINTS:	3 (1X)	12/06/2008-12/10/2008 (5G, 1A)
GAMES PLAYED:	66	11/21/2008-04/12/2009

CAREER STATS

Season	Club	League	REGULAR SEASON					PLAYOFFS				
			GP	G	A	PTS	PIM	GP	G	A	PTS	PIM
2001-02	Barrie	OHL	60	12	13	25	118	20	1	1	2	31
2002-03	Barrie	OHL	63	22	24	46	133	6	1	0	1	8
2003-04	Barrie	OHL	62	21	29	50	154	12	5	7	12	35
2004-05	Barrie	OHL	63	31	18	49	111	6	2	4	6	35
2005-06	Iowa	AHL	52	5	7	12	97	5	1	0	1	9
	Idaho	ECHL	8	5	3	8	5	—	—	—	—	—
2006-07	Assat Pori	FIN	55	13	9	22	152	—	—	—	—	—
	Idaho	ECHL	13	7	4	11	43	22	5	5	10	45
2007-08	Dallas	NHL	8	0	2	2	39	5	0	0	0	0
	Iowa	AHL	65	14	14	28	158	—	—	—	—	—
2008-09	Dallas	NHL	15	1	4	5	26	—	—	—	—	—
	St. Louis	NHL	66	11	6	17	122	4	0	0	0	12
NHL TOTALS			89	12	12	24	187	9	0	0	0	12
ST. LOUIS TOTALS			66	11	6	17	122	4	0	0	0	12



BARRET JACKMAN

2008-09: Ranked second in the NHL with 359:57 of shorthanded time ... Blocked nine shots on March 17 at Edmonton and posted at least one blocked shot in 70 of his 82 games ... Was one of four Blues to play in all 82 games ... Recorded a plus-3 rating on April 7 at Phoenix ... Posted a career-high 31:50 of ice time on Jan. 2 at Carolina ... Registered a 4-game assist streak (4A) from Dec. 30-Jan. 9, tying a career-high ... Recorded his 600th career penalty minute on Dec. 10 at Anaheim. **Playoffs:** Played in four games, recording one assist and five penalty minutes.

CAREER: 2007-08: Ranked third on the team with 93 penalty minutes ... Recorded his 500th career NHL penalty minute on Dec. 20 vs. Detroit ... Skated in his 300th career NHL game on March 18 at Montreal. **2006-07:** Collected career highs in points (27) and assists (24), skating in 70 games ... Ranked first on the team with a plus-20 rating and 98 hits ... Ranked third on the team with 133 blocked shots ... Ranked third on the team, averaging 21:29 minutes of ice-time ... Ranked second on the team with 82 penalty minutes ... Recorded his 400th career NHL penalty minute on Nov. 25 vs. Phoenix ... Played in his 200th career NHL game on Jan. 30 vs. Minnesota ... Posted a career high four-game point streak (0g, 4a) from Feb. 16-25 ... Tied a career high with three points in a game (3a) on March 29 vs. Edmonton ... Missed 11 games due to injury. **2005-06:** Named assistant captain for the 2005-06 season ... Ranked first on the team with 156 penalty minutes ... Tallied his first career overtime game-winning goal on Feb. 4 vs. Dallas ... Scored his first career multi-goal game on Nov. 26 vs. Columbus ... Collected his 300th career NHL penalty minute on Jan. 4 vs. Nashville ... Skated in his 100th career NHL game on Oct. 15 vs. Nashville ... Suffered a broken jaw on March 20 at Nashville missing the final 16 games of the regular season ... Missed 19 games due to injury. **2004-05:** Played in 28 games with the Missouri River Otters of the United Hockey League, collecting 20 points (3g, 17a) along with 61 penalty minutes ... Ranked third on the team among defensemen with 20 points (3g, 17a) ... Finished third on the team with a plus-10 ranking. **2003-04:** Missed the majority of the season with a separated shoulder, only appearing in 15 games ... Registered three points (1g, 2a) along with 41 penalty minutes ... Notched his 200th career penalty minute on Oct. 16 at Nashville, while recording a career-high 20 penalty minutes. **2002-03:** Was awarded the NHL's Calder Memorial Trophy (National Hockey League's most outstanding rookie), becoming the first Blue in franchise history to capture the award ... Was named to the 2002-03 NHL All-Rookie Team, becoming the fourth Blue to be named ... Was the only NHL rookie and Blues' player to skate in all 82 games ... Led all rookies in average ice-time, playing 20:04 per game ... Finished first on the team and was second among NHL rookies, posting a plus-23 rating ... Ranked first among NHL defensemen,

HOMETOWN: St. Louis, Missouri

POSITION: Defenseman **SHOOTS:** Left

HEIGHT: 6-0 **WEIGHT:** 210

BORN: 3-5-81, Trail, British Columbia

eighth in the NHL and second on the team with 190 penalty minutes ... Was tied for 11th among NHL rookies with 16 assists ... Recorded a career-high three assists while posting a plus-four rating on Feb. 17 vs. Calgary ... Notched a career-high 19 penalty minutes on March 29 vs. Detroit ... Recorded his first career NHL goal on Nov. 3 at the N.Y. Rangers ... Tallied his first career multi-point game, notching a goal and an assist on Dec. 8 at Detroit ... Assisted on the game-winning goal in overtime on Oct. 26 at Calgary. **Playoffs:** Skated in all seven post season contests, recording 14 penalty minutes, tying him for second on the team. **2001-02:** Was recalled on April 13 and made his NHL debut on April 14 at Detroit ... Spent the season with Worcester prior to his recall ... Named to the 2001-02 AHL All-Rookie Team ... Was named Worcester's Rookie of the Year ... Skated in 75 games, collecting 14 points (2g, 12a) and 266 penalty minutes ... His 266 penalty minutes ranked first on the club ... Tied for first on the team appearing in 75 games ... Tied for third on the club posting a plus-22 rating. **Playoffs:** Recalled by St. Louis for the playoffs, making his postseason debut on May 11 at Detroit.

JUNIOR CAREER: Played four seasons with the Regina Pats of the Western Hockey League, collecting 139 points (28g, 111a) and 796 penalty minutes ... Was named to the 2000 WHL East Second All-Star Team ... Ranked third on the team in penalty minutes during the 1999-2000 season, registering 175 penalty minutes ... Led the team with 259 penalty minutes during the 1998-99 season ... Ranked second on Regina, recording 224 penalty minutes in his rookie season with Regina ... Named the youngest captain in Regina Pats history.

INTERNATIONAL CAREER: Made his international debut with Team Canada at the 2007 World Championships, capturing the gold medal ... Recorded two assists and six penalty minutes in nine games played.

BACKGROUND: Nickname is "Jacks" ... His ultimate golf foursome is Bobby Orr, Ray Bourque and Dan Hinote ... His ultimate dead golf foursome would be Chris Farley, John Candy and Joe C ... Put on his first pair of skates at age two ... Is a baseball and football fan ... Favorite movie is "Hangover" and "Dumb and Dumber" ... Favorite band is the Dave Matthews Band ... Most memorable hockey moment was playing his first NHL season in 2002-03 ... Wife, Jenny ... Barret and Jenny founded "Barret's Buddies", a program associated with Stray Rescue to help neglected and abused animals.

TRANSACTIONS: June 26, 1999 - St. Louis' first choice, 17th overall.

The Players



CAREER HIGHLIGHTS:

MOST GOALS

GAME: 2 – Nov. 26, 2005 vs. Columbus

MOST ASSISTS

GAME: 3 – Twice – Last, March 29, 2007 vs. Edmonton

MOST POINTS

GAME: 3 – Twice – Last, March 29, 2007 vs. Edmonton

MOST PIM

GAME: 22 – April 5, 2007 at Nashville

MOST SHOTS

GAME: 5 – Twice – Last, Jan. 30, 2007 vs. Minnesota

CAREER PENALTY SHOTS:

NONE

FIRST NHL GAME:

April 14, 2002 at Detroit

FIRST NHL GOAL:

Nov. 3, 2002 at NY Rangers

FIRST GAME AS A BLUE:

April 14, 2002 at Detroit

FIRST GOAL AS A BLUE:

Nov. 3, 2002 at NY Rangers

VERSUS NHL

TEAM	GP	G	A	PTS	PIM
Anaheim	19	0	3	3	47
Atlanta	5	2	0	2	8
Boston	5	0	0	0	11
Buffalo	5	0	0	0	6
Calgary	18	0	9	9	25
Carolina	6	0	1	1	2
Chicago	31	1	6	7	33
Colorado	17	0	0	0	39
Columbus	33	2	10	12	69
Dallas	19	1	4	5	31
Detroit	30	2	7	9	67
Edmonton	19	1	5	6	28
Florida	6	0	1	1	0
Los Angeles	21	1	4	5	37
Minnesota	20	0	2	2	8
Montreal	4	0	0	0	2
Nashville	33	1	6	7	84
New Jersey	5	0	3	3	5
NY Islanders	5	0	0	0	4
NY Rangers	5	1	1	2	8
Ottawa	4	1	1	2	12
Philadelphia	5	0	0	0	4
Phoenix	20	1	1	2	27
Pittsburgh	4	1	0	1	2
St. Louis	0	0	0	0	0
San Jose	19	1	4	5	54
Tampa Bay	4	0	1	1	0
Toronto	4	0	0	0	4
Vancouver	20	1	7	8	27
Washington	5	0	3	3	4
Total	391	17	79	96	648

LONGEST PERSONAL STREAKS:

GOALS:	1 (13X)	02/19/2008 (1G)
ASSISTS:	4 (2X)	12/30/2008-01/09/2009 (4A)
POINTS:	4 (2X)	12/30/2008-01/09/2009 (4A)
GAMES PLAYED:	126	01/05/2008-04/12/2009

CAREER STATS

Season	Club	League	GP	G	A	PTS	PIM	GP	G	A	PTS	PIM
1997-98	Regina	WHL	68	2	11	13	224	—	—	—	—	—
1998-99	Regina	WHL	70	8	36	44	259	—	—	—	—	—
1999-2000	Regina	WHL	53	9	37	46	175	—	—	—	—	—
2000-01	Regina	WHL	43	9	27	36	138	—	—	—	—	—
2001-02	St. Louis	NHL	1	0	0	0	0	1	0	0	0	2
	Worcester	AHL	75	2	12	14	266	3	0	1	1	4
2002-03	St. Louis	NHL	82	3	16	19	190	7	0	0	0	14
2003-04	St. Louis	NHL	15	1	2	3	41	—	—	—	—	—
2004-05	Missouri River Otters	UHL	28	3	17	20	61	3	0	0	0	4
2005-06	St. Louis	NHL	63	4	6	10	156	—	—	—	—	—
2006-07	St. Louis	NHL	70	3	24	27	82	—	—	—	—	—
	Peoria	AHL	1	0	0	0	0	—	—	—	—	—
	Canada	WC	9	0	2	2	6	—	—	—	—	—
2007-08	St. Louis	NHL	78	2	14	16	93	—	—	—	—	—
2008-09	St. Louis	NHL	82	4	17	21	86	4	0	1	1	5
NHL TOTALS			391	17	79	96	648	12	0	1	1	21
ST. LOUIS TOTALS			391	17	79	96	648	12	0	1	1	21



CAM JANSSEN 55

HOMETOWN: Eureka, Missouri

POSITION: Right Wing **SHOOTS:** Right

HEIGHT: 6-0 **WEIGHT:** 215

BORN: 4-15-84, St. Louis, Missouri

2008-09: Ranked 3rd on the team with 131 PIM ... Recorded his 100th penalty minute as a member of the Blues on Jan. 17 vs. Chicago ... Notched his first goal as a Blue on Jan. 15 vs. Colorado ... Registered his 300th career PIM on Jan. 13 at Calgary. **Playoffs:** Made his Blues postseason debut on April 19 vs. Vancouver.

CAREER: 2007-08: Was acquired by St. Louis from New Jersey in exchange for Bryce Salvador on Feb. 26, 2008 ... Became the first St. Louis-born player to play for the Blues when he made his debut with the club on Feb. 28 vs. Phoenix ... Skated in his 100th career NHL game on March 15 at Anaheim ... Recorded his first career NHL assist and point as a Blue on March 10 at Calgary. **2006-07:** Played in 48 games with New Jersey and nine games with Lowell (AHL) ... Scored his first career NHL goal (point) on Feb. 24 vs. Washington (Brent Johnson) ... Led the team with 114 penalty minutes ... Registered one assist and 29 penalty minutes in nine games with Lowell ... **2005-06:** Made his NHL debut on Nov. 5 at New York Rangers ... Played in 47 NHL and 26 AHL games during his second professional season ... Tied for first on the team with 91 penalty minutes ... Played in 26 games for Albany (AHL), recording four points (1g, 3a) along with 117 penalty minutes which ranked fourth on the club.

Playoffs: Made his playoff debut and skated in all nine of the Devils' playoff games.

MINOR CAREER: 2004-05: Appeared in 70 AHL games during his first professional season with the Albany River Rats (AHL) ... Led the team with 337 penalty minutes.

JUNIOR CAREER: Played junior hockey with the St. Louis Sting (NAHL) in 2000-01, Windsor (OHL) in 2001-02 through 2003-04 and Guelph (OHL) in 2003-04 ... Finished the 2003-04 season with Ontario Hockey League Champion Guelph Storm ... Registered six points (3g, 3a) and 49 penalty minutes in 22 postseason games that season ... Represented the Storm at the 2004 Memorial Cup in Kelowna, B.C. and tallied 19 penalty minutes in three games.

BACKGROUND: Spends the offseason in Eureka, MO ... Lists Top Gun as his favorite movie and Seinfeld as his favorite TV show ... Enjoys listening to heavy metal music while working out and preparing for games ... Hobbies include boxing and working out ... Favorite NFL team is the Rams ... First job was moving cars for a local dealership.

TRANSACTIONS: Feb. 26, 2008 - Acquired by St. Louis from New Jersey in exchange for Bryce Salvador ... June 23, 2002 - New Jersey's fourth round selection, 117th overall.



The Players



CAREER HIGHLIGHTS:

MOST GOALS

GAME: 1 – Twice – Last, Jan. 15, 2009 vs. Colorado

MOST ASSISTS

GAME: 1 – Four Times – Last, Dec. 20, 2008 vs. Minnesota

MOST POINTS

GAME: 1 – Six Times – Last, Jan. 15, 2009 vs. Colorado

MOST PIM

GAME: 17 – March 28, 2006 at Ottawa

MOST SHOTS

GAME: 2 – 12 Times – Last, Feb. 26, 2009 at Dallas

CAREER PENALTY SHOTS:

NONE

FIRST NHL GAME:

Nov. 5, 2005 at NY Rangers

FIRST NHL GOAL:

Feb. 24, 2007 vs. Washington

FIRST GAME AS A BLUE:

Feb. 28, 2008 vs. Phoenix

FIRST GOAL AS A BLUE:

Jan. 15, 2009 vs. Colorado

VERSUS NHL

TEAM	GP	G	A	PTS	PIM
Anaheim	6	0	0	0	17
Atlanta	3	0	0	0	7
Boston	4	0	0	0	0
Buffalo	4	0	0	0	10
Calgary	5	0	1	1	24
Carolina	6	0	0	0	15
Chicago	9	0	0	0	27
Colorado	3	1	0	1	2
Columbus	6	0	0	0	12
Dallas	4	0	0	0	7
Detroit	2	0	0	0	7
Edmonton	4	0	0	0	9
Florida	6	0	0	0	23
Los Angeles	2	0	1	1	7
Minnesota	2	0	1	1	2
Montreal	5	0	1	1	12
Nashville	10	0	0	0	18
New Jersey	1	0	0	0	0
NY Islanders	14	0	0	0	35
NY Rangers	12	0	0	0	20
Ottawa	6	0	0	0	31
Philadelphia	8	0	0	0	10
Phoenix	4	0	0	0	4
Pittsburgh	11	0	0	0	10
St. Louis	1	0	0	0	5
San Jose	3	0	0	0	5
Tampa Bay	4	0	0	0	2
Toronto	9	0	0	0	26
Vancouver	3	0	0	0	0
Washington	6	1	0	1	7
Total	163	2	4	6	354

LONGEST PERSONAL STREAKS:

GOALS:	1 (2X)	01/15/2009 (1G)
ASSISTS:	1 (4X)	12/20/2008 (1A)
POINTS:	1 (6X)	01/15/2009 (1G, 0A)
GAMES PLAYED:	25	01/09/2006-03/19/2006

CAREER STATS

Season	Club	League	GP	REGULAR SEASON			PIM	PLAYOFFS			PTS	PIM
				G	A	PTS		GP	G	A		
2000-01	St. Louis	NAHL	45	1	2	3	244	—	—	—	—	—
2001-02	Windsor	OHL	64	5	17	22	268	10	0	0	0	13
2002-03	Windsor	OHL	50	1	12	13	211	7	0	1	1	22
2003-04	Windsor	OHL	35	4	9	13	144	—	—	—	—	—
	Guelph	OHL	29	7	4	11	125	22	3	3	6	49
2004-05	Albany	AHL	70	1	3	4	337	—	—	—	—	—
2005-06	New Jersey	NHL	47	0	0	0	91	9	0	0	0	26
	Albany	AHL	26	1	3	4	117	—	—	—	—	—
2006-07	New Jersey	NHL	48	1	0	1	114	—	—	—	—	—
	Lowell	AHL	9	0	1	1	29	—	—	—	—	—
2007-08	St. Louis	NHL	12	0	1	1	18	—	—	—	—	—
	Lowell	AHL	3	0	0	0	4	—	—	—	—	—
2008-09	St. Louis	NHL	56	1	3	4	131	1	0	0	0	0
NHL TOTALS			163	2	4	6	354	10	0	0	0	26
ST. LOUIS TOTALS			68	1	4	5	149	1	0	0	0	0



ERIK JOHNSON 6

2008-09: Sidelined for the season due to injury.

CAREER: **2007-08:** Made his NHL debut, while recording his first career NHL point (assist) on Oct. 4 at Phoenix ... Posted his first career goal (game-winner) on Oct. 6 at Los Angeles ... Represented the Western Conference at the 2008 NHL Young Guns Game ... Ranked seventh among all NHL rookies with 28 assists ... Was tied for fourth among all NHL rookies with 4 power play goals ... Was tied for sixth among all NHL rookies with 14 power play assists ... Finished ninth among all NHL rookies with three game-winning goals ... Was first among all Blues defenseman with 33 points (5g, 28a) and five goals ... Missed 10 games due to injury. **2006-07:** Played the season with the Minnesota Golden Gophers, leading them to the WCHA Regular Season and WCHA Final Five Championships ... He recorded 24 points (four goals, 20 assists) in 41 games played, while being named to the WCHA All-Rookie Team ... He led all WCHA rookie blue-liners in scoring while ranking third on Minnesota in scoring among defensemen. **2005-06:** Tallied 49 points (16g, 33a) along with 88 penalty minutes with the U.S. National Under-18 team ... Became the first player in Blues history to be drafted 1st overall by St. Louis ... **2004-05:** Collected 26 points (11g, 15a) in 57 games for the U.S. National Under-17 and 18 team.

INTERNATIONAL CAREER:

Appeared in seven games for Team USA at the World Championships, collecting a pair of assists along with four penalty minutes ... He represented the United States at the 2007 World Junior Championships, recording 10 points (four goals, six assists) in seven games while being named the best defenseman of the tournament, becoming only the second U.S. player in tournament history to receive the honor ... Played in seven games at the 2006 World Junior Championships

HOMETOWN: Bloomington, Minnesota

POSITION: Defenseman **SHOOTS:** Right

HEIGHT: 6-4 **WEIGHT:** 236

BORN: 3-21-88, Bloomington, Minnesota

for Team USA, notching four points (1g, 3a) along with 18 penalty minutes ... Won a gold medal for the second consecutive year for Team USA at the 2006 World Under-18 Championships, notching 10 points (4g, 6a) and 27 penalty minutes ... Won the gold medal for Team USA at the 2005 World Under-18 Championships ... Played for Team USA at the 2005 Four Nations Cup, recording four points (1g, 3a).

BACKGROUND: His ultimate dead golf foursome would be his Grandma, his great uncle, and JFK ... His ultimate golf foursome is his Dad, Tiger Woods and Jessica Biel ... Favorite reality T.V. show is the Real World ... Favorite T.V. show is Prison Break and Sportscenter ... Favorite band is Nickelback and favorite performer is Kenny Chesney ... Played baseball, football and hockey as a kid ... If he was not a hockey player he would be a radio DJ.

TRANSACTIONS: June 24, 2006 - St. Louis's first round selection, first overall, in the 2006 Entry Draft.



The Players



CAREER HIGHLIGHTS:

MOST GOALS

GAME: 1 – Five Times – Last, March 28, 2008 at Detroit

MOST ASSISTS

GAME: 3 – Twice – Last, Jan. 8, 2008 vs. Columbus

MOST POINTS

GAME: 3 – Twice – Last, Jan. 8, 2008 vs. Columbus

MOST PIM

GAME: 2 – 19 Times – Last, April 5, 2008 vs. Columbus

MOST SHOTS

GAME: 6 – March 11, 2008 at Edmonton

CAREER PENALTY SHOTS:

NONE

FIRST NHL GAME:

Oct. 4, 2007 at Phoenix

FIRST NHL GOAL:

Oct. 6, 2007 at Los Angeles

FIRST GAME AS A BLUE:

Oct. 4, 2007 at Phoenix

FIRST GOAL AS A BLUE:

Oct. 6, 2007 at Los Angeles

VERSUS NHL


TEAM	GP	G	A	PTS	PIM
Anaheim	3	0	0	0	0
Atlanta	1	0	1	1	0
Boston	1	0	0	0	2
Buffalo	1	0	0	0	0
Calgary	3	0	0	0	0
Carolina	1	0	0	0	0
Chicago	5	0	3	3	0
Colorado	3	0	1	1	2
Columbus	7	0	6	6	2
Dallas	4	0	0	0	2
Detroit	8	3	2	5	2
Edmonton	4	0	5	5	2
Florida	1	0	0	0	0
Los Angeles	4	1	2	3	0
Minnesota	2	0	1	1	4
Montreal	1	0	1	1	2
Nashville	7	0	3	3	0
New Jersey	0	0	0	0	0
NY Islanders	0	0	0	0	0
NY Rangers	0	0	0	0	0
Ottawa	1	0	0	0	0
Philadelphia	0	0	0	0	0
Phoenix	3	0	1	1	2
Pittsburgh	0	0	0	0	0
St. Louis	0	0	0	0	0
San Jose	4	0	1	1	4
Tampa Bay	1	0	0	0	0
Toronto	1	0	1	1	0
Vancouver	3	1	0	1	4
Washington	0	0	0	0	0
Total	69	5	28	33	28

LONGEST PERSONAL STREAKS:

GOALS:	1 (5X)	03/28/2008 (1G)
ASSISTS:	4 (1X)	03/29/2008-04/05/2008 (4A)
POINTS:	5 (1X)	03/28/2008-04/05/2008 (1G, 4A)
GAMES PLAYED:	35	01/24/2008-04/06/2008

CAREER STATS

Season	Club	League	REGULAR SEASON					PLAYOFFS				
			GP	G	A	PTS	PIM	GP	G	A	PTS	PIM
2004-05	US National Team	U-17/18	57	11	15	26	26	—	—	—	—	—
	United States	U-18 WC	4	0	0	0	0	—	—	—	—	—
	United States	4N Cup	4	1	3	4	0	—	—	—	—	—
2005-06	US National Team	U-18	47	16	33	49	88	—	—	—	—	—
	United States	U-18 WC	6	4	6	10	27	—	—	—	—	—
2006-07	U. of Minnesota	NCAA	41	4	20	24	50	—	—	—	—	—
	United States	WC	7	0	2	2	4	—	—	—	—	—
2007-08	St. Louis	NHL	69	5	28	33	28	—	—	—	—	—
2008-09						Did Not Play						
NHL TOTALS			69	5	28	33	28	—	—	—	—	—
ST. LOUIS TOTALS			69	5	28	33	28	—	—	—	—	—



**PAUL
KARIYA** **9**

2008-09: Recorded 15 points (2g, 13a) in 11 games ... Notched at least one point in nine of his 11 games ... Sideline 71 games due injury.

CAREER: 2007-08: Was tied for first on the team with 65 points (16g, 49a) and ranked fourth on the team with 16 goals ... Ranked first on the team with 49 assists ... Led the team with 223 shots ... Tallied his 10th career hat-trick and his 900th career NHL point on Dec. 29 at Dallas ... Recorded a career-high 50 penalty minutes ... Played in his 900th career NHL game on April 1 vs. Nashville ... Was one of two Blues to skate in all 82 games. **2006-07:** Led the Predators in points with 76 (24g, 52a) ... Ranked third on the team with 24 goals ... Was tied for second on the team in power-play points with 25 (5g, 20a) ... Posted 21 multi-point games ... Scored at least 20 goals for the ninth time in 12 NHL seasons, hit the 50-assist mark for the sixth time and hit the 75-point mark for the seventh time ... Was one of three Predators to appear in all 82 games ... Has played in all 82 games in four of his last five seasons ... Registered his 500th career assist on April 5 vs. St. Louis ... Posted a six-game point streak (3g-5a-8pts) from March 3-13 ... Skated in his 800th NHL game on Feb. 19 vs. Phoenix ... Registered his 800th career NHL assist on Nov. 1 vs. Edmonton. **Playoffs:** Skated in five playoff games, notching a pair of assists. **2005-06:** Led Nashville in scoring and established franchise records in assists (54), points (31g-54a-85pts) and power-play points (13g-32a-45pts). His point total was his highest since 1999-00... Led the Predators in shots (245), tied for the team lead with a franchise-record 31 goals and tied a franchise mark with 14 power-play goals... Tied for third in the NHL in shootout conversions (min. five attempts) with a .714 shootout scoring percentage. Led Nashville in shootout goals (5)... One of two Predators to appear in all 82 games, playing a complete slate for the fifth time in 11 NHL seasons... Scored at least 30 goals for the seventh time in his career, hit the 80-point mark for the sixth time and passed the 50-assist mark for the fifth time... Recorded a franchise-record 25 multi-point games, including 19 two-point games, five three-point contests and one four-point tilt. Also notched six two-goal games and one hat-trick... Posted his ninth career hat-trick and a season-high four points (3g-1a) on April 18 vs. Detroit... Skated in his 700th NHL game on Jan. 11 at Atlanta... Posted points (3g-6a) in six straight games from Jan. 10-21... Recorded his 400th NHL assist on Oct. 25 vs. Chicago. **Playoffs:** Led Nashville in post-season scoring with seven points (2g-5a) in five games... Led the club in assists, power-play goals (2) and tied for the lead in goals... Led team forwards in average ice time (20:46)... Set a franchise record for single-playoff game points/assists when he netted four helpers in Game One

HOMETOWN: Vancouver, British Columbia

POSITION: Left Wing **SHOOTS:** Left

HEIGHT: 5-10 **WEIGHT:** 185

BORN: 10-16-74, Vancouver, British Columbia

of the Western Conference Quarterfinals vs. San Jose (April 21). **2004-05:** DID NOT PLAY **2003-04:** Departed Anaheim as the franchise's all-time leader in goals (300), assists (369), points (669), game-winning goals (44), power-play goals (107), shorthanded goals (16), shorthanded points (21) and shots on goal (2455)... Notched his 700th career point (assist) on March 20, 2004 at Toronto... Missed 31 games in 2003-04 with a wrist injury and most of the 2004 post-season with an ankle injury... Honored as a Second Team NHL All-Star following the **2002-03** season when he led the Mighty Ducks to a Western Conference Championship and Game 7 of the Stanley Cup Finals... Played in his seventh (and fifth consecutive) NHL All-Star Game in 2003... Played in all 82 games in 2002-03 for the fourth time in his career and recorded a career-high 48 penalty minutes... Led Anaheim in points (81) and assists (56) in 2002-03... Scored his 300th NHL goal on March 19, 2003 at Chicago... Recorded his fourth career five-point game (2g-3a) on Dec. 8, 2002 vs. St. Louis... Posted his eighth career hat-trick (3g-1a) on Oct. 31, 2002 at Boston... Played in all 82 games in **2001-02** and led Anaheim in goals (32) and points (57)... Among 2001-02 NHL leaders, he ranked fourth in game-winning goals (8) and sixth in shots (289)... Notched two hat-tricks in 2001-02, including one in his 500th NHL game on Feb. 6 vs. Philadelphia. The other came on Jan. 14 vs. Nashville... Failed to record a shot on goal on Dec. 18, 2001 at Minnesota, ending a streak of 144 consecutive games with at least one shot, dating back to Jan. 17, 2000 vs. Buffalo... Recorded his 300th NHL assist on Dec. 2, 2001 vs. Nashville... Won a gold medal with Canada at the 2002 Olympic Games... Led Anaheim in goals (33), points (67), power-play goals (18), shorthanded goals (3) and shots (230) and tied for the team lead in game-winning goals (3) in **2000-01** ... Started at left wing in the 2001 NHL All-Star Game... Notched two hat-tricks in 2000-01 - March 29 at San Jose and Feb. 19 vs. Calgary... Posted a nine-game scoring streak (5g-10a) from Oct. 16-30, 2000... Missed 16 games with a broken foot in 2000-01... Named a Second Team NHL All-Star for the **1999-2000** campaign after ranking fourth in the league in points (42g-44a-86pts) and tying for fourth in goals... Also ranked fifth in the NHL in power-play points (31) and third in shots (324)... Started in the 2000 NHL All-Star Game... Posted a four-assist/five-point game (1g-4a) on Feb. 16, 2000 vs. Calgary... Posted a career-high six-goal goal-scoring streak (10g) from Jan. 19-31 as part of a Mighty Ducks franchise-record 13-goal Jan. 2000... Named a First Team NHL All-Star in **1998-99** for the third time in four years... Set a career-high in 1998-99 with 62 assists... Led the NHL in shots (429), ranked third in points (101) and assists and tied for tenth in goals (39) in 1998-99. His shot total was the second-highest single-season total in NHL history... Also ranked



The Players

third in the NHL in 1998-99 in power-play assists (32) and tied for third in power-play points (43)... Ranked third among NHL forwards in average time on ice (25:30)... Posted a career-high seven-game assist streak (11a) from Dec. 6-21, 1998... Recorded at least one point (8g-23a) in 17 straight home games from Nov. 6, 1998-Jan. 13, 1999... Recorded a career-high four assists - all in the second period - on Dec. 16, 1998 vs. Nashville... Registered an 11-game point-scoring streak (7g-9a) from Nov. 6-Dec. 2, 1998... Named the NHL Player of the Week for the week of Nov. 16-22, 1998 (3gp, 3g-4a)... Posted at least 10 shots in three consecutive games from Nov. 8-13, 1998. According to Elias Sports Bureau, he became the first player to accomplish this feat since at least the 1980-81 season, when ESB began tracking individual shots... Since the Elias Sports Bureau began tracking individual shots in periods (1994-95), he became the first player to account for nine shots in a single period (Nov. 8, 1998 vs. Detroit)... Tied for the Anaheim team lead in playoff scoring (1g-3a) in 1999, including a three-point game (1g-2a) in Game One of the Western Conference Quarterfinals vs. Detroit... Missed the final 28 games of the 1997-98 season and the 1998 Winter Olympics after suffering a concussion on Feb. 1, 1998 vs. Chicago... Averaged 1.41 points per game in 1997-98 (17g-14a-31 points in 22 games), tops in the NHL... Named the NHL Player of the Month for Jan. 1998, posting 18 points (10g-8a) in 13 games to lead all scorers... Named NHL Player of the Week for the week of Jan. 19-25, 1998... Posted a hat trick and two assists on Jan. 21, 1998 vs. Florida... Named a First Team NHL All-Star for 1996-97, and honored with the Lady Byng Trophy (sportsmanship)... Finished the 1996-97 season second in the balloting for the Hart Trophy (most valuable player)... Voted a starter for the 1997 NHL All-Star Game... Led the NHL in shots in 1996-97 (340) and finished the season third in overall scoring (44g-55a-99pts)... Also ranked among 1996-97 NHL leaders in goals (ninth), assists (tied for 12th), power-play goals (tied for third with 15), power-play points (tied for sixth with 34) and plus-minus rating (tied for sixth at +36)... Named Anaheim's team captain in 1996-97 and wore the "C" until his departure following the 2002-03 season... Posted his first career hat trick on Jan. 10, 1996 vs. Buffalo... Notched five points (2g-3a) on Dec. 20, 1996 vs. Calgary... Led Anaheim in playoff scoring (7g-6a-13pts) in 1997... Selected to play for Canada at the 1996 World Cup of Hockey but missed the tournament with an abdominal injury... Selected a First Team NHL All-Star for 1995-96 and also captured his first Lady Byng Trophy... Recorded career-highs in goals (50) and points (108) and finished the 1995-96 season tied for seventh in the NHL in both of those categories... Also tied for second in the NHL in power-play goals (20), tied for fifth in game-winning goals (9) and ranked fourth in shots (349)... Named the NHL Player of the Month for April 1996 with seven goals and seven assists in seven games... Named NHL Player of the Week for April 1-7, 1996 (3gp, 3g-4a)... Became the 14th youngest player in NHL history to net 50 goals in a season when he scored twice on April 14, 1996 vs. Winnipeg, and the 10th youngest to garner a 100-point season... Won a silver medal with Canada at the 1996 World Championships... Named to the NHL All-Rookie Team in 1994-95 and a finalist for the Calder Memorial Trophy (outstanding rookie)... Led Anaheim in points (39), goals (18), shots (134), power-play goals (7) and games played (47) in 1994-95... Also tied for the team lead in assists (21) during his rookie campaign... Ranked in the top two of nine different NHL rookie

categories, including points (second), goals (first), assists (second), power-play goals (second), power-play assists (second), power-play points (tied for second), game-winning goals (tied for first) and shots (first)... Began his first NHL season by recording points (4g-3a) in five of his first seven games.

INTERNATIONAL: Captured the Gold Medal at the 2002 Olympic Winter Games with Team Canada ... Won a gold medal with Canada, earned a spot on the tournament's First All-Star Team and was named top forward at the 1994 World Championships... Captured a silver medal with Canada at the 1994 Winter Olympics in Lillehammer, Norway... Won a gold medal with Canada at the 1993 World Junior Championships... Won a silver medal with Canada's U-18 junior team at the 1991 Phoenix Cup.

COLLEGE CAREER: Helped Maine claim the national championship in 1993, earning a spot on the NCAA Championship All-Tournament Team... Earned the Hobey Baker Memorial Award (top U.S. collegiate player) after his freshman season (1992-93) and was also named an NCAA East First Team All-American. Became the first freshman to win the Hobey Baker... Also named the 1993 Hockey East Player of the Year and Rookie of the Year, and was a member of the 1993 Hockey East First All-Star Team and a Hockey East All-Academic selection.

The first player since Brian Leetch (1986-87) to win both Hockey East Player and Rookie of the Year awards in the same season... Named the Hockey East Rookie of the Month in Nov. 1992, Dec. 1992 and Feb. 1993... Set University of Maine single-season records in 1992-93 for assists (75) and points (100). Also holds Hockey East freshman records in those two categories... Set a Maine record with a 31-game point-scoring streak (Oct. 23, 1992-March 2, 1993)...

BACKGROUND: Inducted into the British Columbia Sports Hall of Fame as a member of Canada's 2002 gold-medal Olympic team in 2003... The eldest son of Sharon Kariya and the late Tetsuhiko Kariya and the second-oldest of five children (two brothers, two sisters)... All three Kariya brothers (Steven and Martin) attended the University of Maine on NCAA athletic scholarships and all three play hockey professionally - Steven in Sweden and Martin with the Blues ... A long-time financial supporter of the local Children's Hospital where he resides... Regularly donates season tickets to youth and children's groups who would otherwise have not had the opportunity to attend hockey games... Enjoys roller-blading, surfing, reading, golfing and going to the movies... Favorites include: *The Godfather* (movie), *Seinfeld* (TV show), Robert DeNiro (actor), Japanese (food), Hawaii (vacation spot)... If he didn't play hockey, he would be a teacher... Winning the Olympic gold medal with Canada in 2002 is his favorite hockey memory... National spokesperson, along with Jayna Hefford, for Hockey Canada's Initiation Program, which emphasizes a skills-first approach to learning hockey.

TRANSACTIONS: July 1, 2007 - Signed as a free agent by St. Louis ... August 5, 2005 - Signed as a free agent by Nashville ... July 3, 2003 - Signed as a free agent by Colorado... June 26, 1993 - Anaheim's first choice, fourth overall (first round), in the 1993 Entry Draft.



PAUL KARIYA

VERSUS NHL

TEAM	GP	G	A	PTS	PIM
Anaheim	15	3	9	12	16
Atlanta	8	3	6	9	4
Boston	14	10	10	20	10
Buffalo	14	8	8	16	2
Calgary	49	21	41	62	33
Carolina	15	6	11	17	4
Chicago	62	28	38	66	18
Colorado	43	17	25	42	20
Columbus	39	15	25	40	26
Dallas	54	19	29	48	20
Detroit	60	23	26	49	14
Edmonton	50	14	27	41	16
Florida	17	7	12	19	4
Los Angeles	60	31	37	68	28
Minnesota	25	8	9	17	18
Montreal	13	7	6	13	4
Nashville	29	11	19	30	18
New Jersey	15	7	9	16	0
NY Islanders	15	6	10	16	2
NY Rangers	14	6	9	15	6
Ottawa	15	4	11	15	4
Philadelphia	12	7	7	14	4
Phoenix	53	24	23	47	20
Pittsburgh	15	7	14	21	4
St. Louis	48	21	33	54	16
San Jose	56	24	36	60	20
Tampa Bay	17	9	11	20	10
Toronto	21	11	14	25	2
Vancouver	49	19	30	49	20
Washington	17	8	17	25	0
Total	914	384	562	946	363

CAREER HIGHLIGHTS:

MOST GOALS

GAME: 3 – 10 Times – Last, Dec. 29, 2007 at Dallas

MOST ASSISTS

GAME: 4 – Twice – Last, Feb. 16, 2000 vs. Calgary

MOST POINTS

GAME: 5 – 4 Times – Last, Dec. 18, 2002 vs. St. Louis

MOST PIM

GAME: 17 – Jan. 28, 1998 vs. Calgary

MOST SHOTS

GAME: 12 – 3 Times – Last, March 10, 1999 vs. Vancouver

CAREER PENALTY SHOTS:

8 (2 Goals) – Last, Dec. 23, 2006 vs. Los Angeles (Dan Cloutier – Save)

FIRST NHL GAME:

Jan. 20, 1995 at Edmonton

FIRST NHL GOAL:

Jan. 21, 1995 at Winnipeg

FIRST GAME AS A BLUE:

Oct. 4, 2007 at Phoenix

FIRST GOAL AS A BLUE:

Oct. 17, 2007 at Chicago





The Players




LONGEST PERSONAL STREAKS:

GOALS:	6 (1X)	01/19/2000-01/31/2000 (10G)
ASSISTS:	8 (1X)	04/05/2008-10/22/2008 (12A)
POINTS:	18 (1X)	03/19/1997-12/27/1997 (15G-14A)
GAMES PLAYED:	301	01/06/2004-11/05/2008

CAREER STATS

Season	Club	League	GP	REGULAR SEASON				PIM	PLAYOFFS				
				G	A	PTS			GP	G	A	PTS	PIM
1992-93	U. of Maine	NCAA	39	25	75	100	12	—	—	—	—	—	—
1993-94	Canada	Nat. Team	31	10	38	48	4	—	—	—	—	—	—
	U. of Maine	NCAA	12	8	16	24	4	—	—	—	—	—	—
1994-95	Anaheim	NHL	47	18	21	39	4	—	—	—	—	—	—
1995-96	Anaheim	NHL	82	50	58	108	20	—	—	—	—	—	—
1996-97	Anaheim	NHL	69	44	55	99	6	11	7	6	13	4	—
1997-98	Anaheim	NHL	82	17	14	31	23	—	—	—	—	—	—
1998-99	Anaheim	NHL	82	39	62	101	40	3	1	3	4	0	—
1999-2000	Anaheim	NHL	74	42	44	86	24	—	—	—	—	—	—
2000-01	Anaheim	NHL	66	33	34	67	20	—	—	—	—	—	—
2001-02	Anaheim	NHL	82	32	25	57	28	—	—	—	—	—	—
2002-03	Anaheim	NHL	82	25	56	81	46	21	6	6	12	6	—
2003-04	Colorado	NHL	51	11	25	36	22	1	0	1	1	0	—
2004-05				Did Not Play									
2005-06	Nashville	NHL	82	31	54	85	40	5	2	5	7	0	—
2006-07	Nashville	NHL	82	24	52	76	36	5	0	2	2	2	—
2007-08	St. Louis	NHL	82	16	49	65	50	—	—	—	—	—	—
2008-09	St. Louis	NHL	11	2	13	15	2	—	—	—	—	—	—
NHL TOTALS			914	384	562	946	363	46	16	23	39	12	—
ST. LOUIS TOTALS			93	18	62	80	52	—	—	—	—	—	—



D.J. KING 19

2008-09: Played in one game recording an assist ... Missed the majority of the season due to injury.

CAREER: **2007-08:** Ranked first on the team with 100 penalty minutes ... Recorded his first career game-winning goal on Dec. 1 vs. Chicago ... Tallied his 100th career NHL penalty minute on Jan. 5 vs. Carolina ... Tallied career highs in all offensive categories, goals (3), assists (3) and points (6). **2006-07:** Recorded his first career NHL goal on April 3 at Phoenix ... Notched his first career NHL point (assist) on April 2 at Dallas ... Made his NHL debut on Oct. 5 at San Jose ... Spent the majority of the season with Peoria, collecting seven points (3g, 4a) along with 102 penalty minutes in 35 games played.

MINOR CAREER: **2005-06:** Spent the majority of the season with the Peoria Rivermen, collecting 11 points (5g, 6a) along with 160 penalty minutes ... Ranked second on the Rivermen with 160 penalty minutes. **2004-05:** Played in 74 games with the Worcester IceCats of the American Hockey League, leading the team with 178 penalty minutes in his first professional hockey season ... Notched 14 points (6g, 8a).

JUNIOR CAREER: **2003-04:** Split the season between Lethbridge and Kelowna of the Western Hockey League, recording 30 points (13g, 17a) in 63 games ... Registered a career-high 182 penalty minutes ... Collected a career-high seven postseason points (1g, 6a), playing in a career-high 17 playoff games. **2002-03:** Played in his second season with Lethbridge, setting career-highs in all major offensive categories: goals (15), assists (17), and points (32) ... Finished second on the club with 139 penalty minutes. **2001-02:** Was the 2001-02 Hurricanes Scholastic Player of the Year ... Ranked eighth on the Lethbridge Hurricanes of the WHL, appearing in 65 games ... Skated in all four Hurricane playoff games, notching a goal and two penalty minutes ... Recorded 25 points (11g, 14a) and 104 penalty minutes.

BACKGROUND: Put on his first pair of skates at age two ... Hockey idol growing up was Todd Bertuzzi ... Favorite hockey moment was winning the Memorial Cup ... Favorite game show is 1 vs. 100 ... Favorite music is country and favorite performer is Brad Paisley ... Lists House and Family Guy as his favorite TV shows ... Hobbies include fishing, golf and riding horses ... Ultimate golf foursome would include Lance Armstrong, Wayne Gretzky and Scarlett Johansson.

HOMETOWN: Meadow Lake, Saskatchewan

POSITION: Left Wing **SHOOTS:** Left

HEIGHT: 6-3 **WEIGHT:** 230

BORN: 6-27-84, Meadow Lake, Saskatchewan

TRANSACTIONS: June 23, 2002 - St. Louis' sixth round selection, 190th overall.



The Players



CAREER HIGHLIGHTS:

MOST GOALS

GAME: 1 – Four Times – Last, March 23, 2008 at Chicago

MOST ASSISTS

GAME: 1 – Five Times – Last, Oct. 16, 2008 vs. Dallas

MOST POINTS

GAME: 1 – Nine Times – Last, Oct. 16, 2008 vs. Dallas

MOST PIM

GAME: 7 – Seven Times – Last, April 6, 2008 at Columbus

MOST SHOTS

GAME: 3 – Twice – Last, Dec. 4, 2007 at Calgary

CAREER PENALTY SHOTS:

None

FIRST NHL GAME:

Oct. 5, 2006 at San Jose

FIRST NHL GOAL:

April 3, 2007 at Phoenix

FIRST GAME AS A BLUE:

Oct. 5, 2006 at San Jose

FIRST GOAL AS A BLUE:

April 3, 2007 at Phoenix

VERSUS NHL


TEAM	GP	G	A	PTS	PIM
Anaheim	7	0	0	0	27
Atlanta	0	0	0	0	0
Boston	2	0	0	0	9
Buffalo	1	0	0	0	0
Calgary	3	0	0	0	7
Carolina	1	0	0	0	5
Chicago	9	2	0	2	11
Colorado	2	0	1	1	0
Columbus	11	0	0	0	19
Dallas	6	0	2	2	12
Detroit	3	0	1	1	4
Edmonton	5	0	0	0	5
Florida	0	0	0	0	0
Los Angeles	4	0	0	0	7
Minnesota	7	0	0	0	10
Montreal	1	0	0	0	0
Nashville	7	0	1	1	20
New Jersey	0	0	0	0	0
NY Islanders	0	0	0	0	0
NY Rangers	0	0	0	0	0
Ottawa	2	0	0	0	0
Philadelphia	0	0	0	0	0
Phoenix	4	1	0	1	0
Pittsburgh	0	0	0	0	0
St. Louis	0	0	0	0	0
San Jose	6	0	0	0	14
Tampa Bay	1	0	0	0	0
Toronto	1	0	0	0	0
Vancouver	6	1	0	1	2
Washington	0	0	0	0	0
Total	89	4	5	9	152

LONGEST PERSONAL STREAKS:

GOALS:	1 (4X)	03/23/2008 (1G)
ASSISTS:	1 (5X)	10/16/2008 (1A)
POINTS:	2 (1X)	04/02/2007-04/03/2007 (1G-1A)
GAMES PLAYED:	12	03/08/2008-04/01/2008

CAREER STATS

Season	Club	League	REGULAR SEASON			PTS	PIM	PLAYOFFS			PTS	PIM
			GP	G	A			GP	G	A		
2001-02	Lethbridge	WHL	65	10	14	24	104	4	1	0	1	2
2002-03	Lethbridge	WHL	55	15	17	32	139	—	—	—	—	—
2003-04	Lethbridge	WHL	35	8	15	23	102	—	—	—	—	—
	Kelowna	WHL	28	5	2	7	80	17	1	6	7	16
2004-05	Worcester	AHL	74	6	8	14	178	—	—	—	—	—
2005-06	Peoria	AHL	67	5	6	11	160	2	0	0	0	2
	Alaska	ECHL	5	0	4	4	4	—	—	—	—	—
2006-07	St. Louis	NHL	27	1	1	2	52	—	—	—	—	—
	Peoria	AHL	38	5	4	9	102	—	—	—	—	—
2007-08	St. Louis	NHL	61	3	3	6	100	—	—	—	—	—
2008-09	St. Louis	NHL	1	0	1	1	0	—	—	—	—	—
NHL TOTALS			89	4	5	9	152	—	—	—	—	—
ST. LOUIS TOTALS			89	4	5	9	152	—	—	—	—	—



**CHRIS
MASON** **50**

2008-09: Posted the highest save percentage (.916%) in franchise history by a Blues goaltender (minimum 25 games played) in one season ... Named the NHL's Second Star of the Week for the week ending April 12 after stopping 72 of 74 shots in posting a 3-0-0 record with a 0.67 goals-against average, .973 save percentage and one shutout ... Recorded 28 saves in a 5-1 victory over the Phoenix Coyotes Apr. 7, stopped 16 shots in the playoff-clinching 3-1 victory over the Columbus Blue Jackets Apr. 10 and posted his sixth shutout of the season with a 28-save performance in a 1-0 win over the Colorado Avalanche Apr. 12 ... Started the Blues' last 33 games of the season and was 24-8-6 with a 2.08 goals-against average, .924 save percentage and five shutouts in 38 games from Jan. 19 through the end of the season which led NHL goaltenders in wins and goals against average over that span ... Set a career high with 57 games played, 27 wins and six shutouts ... Posted a five-game winning streak from March 20-29, the first Blues goalie to register a five-game win streak since the 2002-03 season ... Named the NHL's First Star of the Week for the week ending March 29, posting a 4-0-0 record with a 1.72 goals-against average and .930 save percentage ... Named the NHL's 3rd Star of the Month for February after posting an 8-2-4 record, a 1.64 goals-against average, .939 save percentage and one shutout ... Started 13 of 14 games in February and allowed one goal or fewer eight times ... Named the NHL's "Third Star" for the week ending Nov. 30 after winning both starts for the week, stopping 75 of 77 shots for a .974 save percentage ... Recorded his first shutout as a Blue on Nov. 25 at Nashville, stopping a career-high 47 shots along with two shutout attempts ... Posted his first win as a Blue by turning away 31 of 32 shots in a 2-1 win on Nov. 22 at Minnesota ... Made his Blues debut on Oct. 11 at NY Islanders turning away 29 of 33 shots in a 5-2 loss.

Playoffs: Made his Blues playoff debut on April 15 at Vancouver and played in all four postseason games.

CAREER: **2007-08:** Posted a 18-22-6 record along with a .898 goals against average ... Was named the NHL's Third Star of the Week for the week of Oct. 3-7, stopping 63 of 64 shots (.984), while posting a 2-0-0 record, a .984 save percentage ... Skated in a career-high 51 games. **2006-07:** Established career-highs in games played (40), wins (24) and shutouts (5) ... Posted more wins (24) in 2006-07 than he did in his entire NHL career prior to 2006-07 ... Ranked second in the NHL in save percentage (.925), tied for sixth in shutouts (5) and ranked 10th in GAA (2.38) ... His five shutouts tied a franchise high ... Went 4-2 in shutouts, stopping 14 of 20 attempts ... Made 21 consecutive starts for Nashville from Nov. 25-Jan. 6. His streak of 22 consecutive appearances is the second-longest in franchise history ... Was named the NHL's second star for the week ending Dec. 17 (4-0-0, 1.21 GAA and .958 save percentage) ... Tallied his first NHL assist in a 2-1 win at Philadelphia on Nov. 29 ... Won a gold medal as a back-up goaltender for Team Canada at the 2007 World Championships ... Signed a two-year contract extension with Nashville on July 3, 2007. **2005-06:** Went 2-0 in shutouts, stopping all five shots he faced ... Finished the season with a career-high six consecutive wins (April 6-18) and eight straight starts (April 3-18) ... Was named a runner-up for NHL Defensive Player of the Week for the period ending Apr. 16 (3-0-0, 1.01 GAA, one shutout and one goal) ... Became the first Predator goaltender to score a goal in a 5-1 win vs. Phoenix on April 15 ... Missed three games due to injury ... Was a back-up goaltender for Team Canada at the 2006 World Championships. **Playoffs:** Backstopped the Predators in all five of their postseason games ... Earned his first career playoff win in his first career playoff appearance, a 4-3 victory over San Jose on Apr. 21. **2004-05:** Led Valerengren IF Oslo (Norway) to a league championship, recording a 1.79 GAA in 20 regular-season games and a 2.01 GAA in 11 post-season tilts ... Named both the league's top goaltender and the playoff most valuable player ... Finished second in the league with a .933 save percentage. **2003-04:** Spent the entire season with Nashville, appearing in 17 games after making four NHL appearances in his first six pro seasons (1997-2003) ... Posted a record of 4-2-1 in his last seven starts and went 2-0-1 in three overtime tilts ... Set a franchise record by posting a shutout streak of 14:13:37 over four appearances from Jan. 10-25 ... Registered his first NHL shutout in a 0-0 tie vs. Los Angeles on Jan. 13 ... Became the third goalie in Nashville Predators history (behind Mike

HOMETOWN: Red Deer, Alberta

POSITION: Goaltender **CATCHES:** Left

HEIGHT: 6-0 **WEIGHT:** 200

BORN: 4-20-76, Red Deer, Alberta

Dunham and Tomas Vokoun) to record a victory in net when he won his first NHL game on Jan. 8 vs. Colorado ... Reassigned to Milwaukee (AHL) for conditioning purposes from Jan. 1-3 and recorded a 6-2 win at Cleveland ... Made his first NHL start since Dec. 1, 2000 on Oct. 19 ... Spent training camp with Florida before being claimed by Nashville in the 2004 NHL Waiver Draft on Oct. 3. **2002-03:** Recalled by Florida once during the season (March 26-28) and served as a back-up on March 27 at St. Louis ... Finished fourth among AHL goalies with 25 wins ... Set a San Antonio franchise record for saves in a game with 55 on March 9 at Houston ... Notched the first shutout in Rampage history on Nov. 24 at Rochester. **2001-02:** Recalled from Milwaukee (AHL) on April 8 and served as the back-up goalie for Nashville's final three games ... Finished the season with 69 career wins as an Admiral, the second-most in franchise history ... Named AHL Sher-Wood Player of the Week for the week of Feb. 18-24 ... Credited with a goal on Oct. 17 at Utah, becoming the sixth goalie in AHL history (and the first Milwaukee Admiral goalie) to score a goal. **2000-01:** Opened the season with Nashville and was recalled from Milwaukee (IHL) four times ... Made his first NHL start on Dec. 1 vs. Chicago ... Ranked fourth in the IHL in GAA (2.35) and shutouts (5) and fifth in save percentage (.920) ... Posted shutouts in four of five starts between Feb. 3-14 and set Milwaukee franchise records for single-season (5) and career (8) shutouts. **1999-2000:** Recalled by Nashville on April 2 and served as the back-up net-minder for the team's final three games ... Finished the season ranked third among IHL goaltenders in minutes played (2952) and fourth in shutout wins (7) ... Started 20 straight games prior to his April 2 recall, the longest streak for a Milwaukee goaltender since 1979-80 ... Made an IHL playoff-record 74 saves in game two of Milwaukee's 2000 playoff series against Cleveland, including 32 in overtime ... Nominated for the IHL's John Snider Trophy, awarded to the IHL Man of the Year (community service). **1998-99:** Made three appearances with Nashville while recalled from Milwaukee (IHL) from Dec. 14-Jan.19 ... Was also recalled from March 28-April 12 ... Made eight saves on eight shots in his NHL debut, a relief appearance on Dec. 16, 1998 at Anaheim ... Tied for ninth in the IHL with a 2.90 GAA.

MINOR CAREER: **1997-98:** Began his pro career with Cincinnati (AHL), playing in 47 games, registering 13-19-7 record.

JUNIOR CAREER: Led Prince George (WHL) to the WHL Semifinals in 1997, the team's first playoff appearance since 1989 ... Named to Prince George's Mastercard All-Time team.

INTERNATIONAL CAREER: Won all four games he played in, including one shutout and a 1.00 goals against average, helping Team Canada win a silver medal at the 2009 World Championship ... Won a gold medal as a back-up goaltender for Team Canada at the 2007 World Championships ... Was a back-up goaltender for Team Canada at the 2006 World Championships.

BACKGROUND: Hobbies include slow-pitch softball and video games ... Favorites include *Boondock Saints* (movies), 24 (TV show), Nickelback (band), Denzel Washington (actor), chicken parmesan (food), and Nassau, Bahamas (vacation spot) ... Lists Will Ferrell as the person he would most like to meet ... If he didn't play hockey, he would be a firefighter ... Nickname "Mase" ... His wife Courtney gave birth to their first child, daughter Avery, in the summer of 2006 ... Has a dog named Herk and a cat named Teeneer.

TRANSACTIONS: June 19, 2008 - Acquired from Nashville in exchange for a fourth round pick in the 2008 Entry Draft ... Oct. 3, 2003 - Claimed by Nashville from Florida in the 2003 NHL Waiver Draft ... Aug. 20, 2002 - Signed as a free agent by Florida ... Oct. 5, 1998 - Acquired by Nashville with Marc Moro from Anaheim for Dominic Roussel ... June 27, 1997 - Signed as a free agent by Anaheim ... July 8, 1995 - New Jersey's seventh choice, 122nd overall (fifth round), in the 1995 Entry Draft.

The Players



CAREER HIGHLIGHTS:

MOST SHOTS FACED

GAME: 47 – Nov. 25, 2008 at Nashville

FIRST NHL GAME:

Dec. 16, 1998 at Anaheim

FIRST NHL WIN:

Jan. 8, 2004 vs. Colorado

FIRST NHL SHUTOUT:

Jan. 13, 2004 vs. Los Angeles

FIRST GAME AS A BLUE:

Oct. 11, 2008 at N.Y. Islanders

FIRST WIN AS A BLUE:

Nov. 22, 2008 at Minnesota

FIRST SHUTOUT AS A BLUE:

Nov. 25, 2008 at Nashville

VERSUS NHL

TEAM	GP	W	L	T/OT	SO	GA	GAA
Anaheim	9	1	6	0	0	22	3.01
Atlanta	1	1	0	0	0	2	2.00
Boston	5	2	1	0	1	10	2.87
Buffalo	3	0	3	0	0	11	5.12
Calgary	10	3	4	2	1	32	3.43
Carolina	3	1	2	0	1	3	1.02
Chicago	23	10	8	2	2	48	2.39
Colorado	9	6	3	0	2	14	1.56
Columbus	16	13	2	1	1	32	2.00
Dallas	7	3	1	1	1	15	2.69
Detroit	16	5	6	2	0	41	3.24
Edmonton	4	2	0	2	0	7	1.68
Florida	1	0	1	0	0	5	5.17
Los Angeles	10	5	2	1	4	12	1.66
Minnesota	8	3	3	2	0	29	3.57
Montreal	1	0	0	0	0	2	8.57
Nashville	4	2	0	2	1	5	1.18
New Jersey	1	1	0	0	0	3	2.77
NY Islanders	1	0	1	0	0	4	4.07
NY Rangers	2	1	0	0	0	4	2.40
Ottawa	2	1	1	0	1	2	1.01
Philadelphia	4	2	1	0	1	9	2.60
Phoenix	8	5	2	1	0	20	2.48
Pittsburgh	2	0	2	0	0	8	4.10
St. Louis	19	13	3	1	2	35	3.14
San Jose	9	1	6	1	0	27	2.01
Tampa Bay	2	1	1	0	0	7	3.53
Toronto	1	0	1	0	0	3	3.05
Vancouver	8	1	4	1	0	23	3.19
Washington	3	2	0	0	0	4	1.47
Total	192	85	64	19	18	439	2.54

LONGEST PERSONAL STREAKS:

WIN STREAK: 6 – April 6, 2006 – April 18, 2006

TEAM POINT STREAK: 8 – (6-0-2) Oct. 19, 2006 – Dec. 2, 2006

SHUTOUT SEQUENCE: 143:08 – April 8, 2006 – April 13, 2006

CAREER STATS

CAREER STATS			REGULAR SEASON								PLAYOFFS						
Season	Club	League	GP	W	L	O/T	MIN	GA	SO	AVG	GP	W	L	MIN	GA	SO	AVG
1992-93	Red Deer	AMHL	20	—	—	—	1280	76	0	3.35	—	—	—	—	—	—	—
1993-94	Victoria	WHL	5	1	4	0	237	27	0	6.84	—	—	—	—	—	—	—
1994-95	Prince George	WHL	44	8	30	1	2288	192	1	5.03	—	—	—	—	—	—	—
1995-96	Prince George	WHL	59	16	37	1	3289	236	1	4.31	—	—	—	—	—	—	—
1996-97	Prince George	WHL	50	19	24	4	2851	172	2	3.62	15	9	6	938	44	1	2.81
1997-98	Cincinnati	AHL	47	13	19	7	2368	136	0	3.45	—	—	—	—	—	—	—
1998-99	Nashville	NHL	3	0	0	0	69	6	0	5.22	—	—	—	—	—	—	—
	Milwaukee	IHL	34	15	12	6	1901	92	1	2.90	—	—	—	—	—	—	—
1999-2000	Milwaukee	IHL	53	20	21	8	2952	137	2	2.78	3	1	2	252	11	0	2.62
2000-01	Nashville	NHL	1	0	1	0	59	2	0	2.03	—	—	—	—	—	—	—
	Milwaukee	AHL	37	17	14	5	2226	87	5	2.35	4	1	3	239	12	0	3.02
2001-02	Milwaukee	AHL	48	17	21	7	2755	116	2	2.53	—	—	—	—	—	—	—
2002-03	San Antonio	AHL	50	25	18	6	2914	122	1	2.51	3	0	3	195	9	0	2.77
2003-04	Nashville	NHL	17	4	4	1	744	27	1	2.18	—	—	—	—	—	—	—
	Milwaukee	AHL	1	1	0	0	60	2	0	2.00	—	—	—	—	—	—	—
2004-05	Valerengen IF Oslo	NOR	20	—	—	—	1204	36	1	1.79	11	—	—	657	22	1	2.01
2005-06	Nashville	NHL	23	12	5	1	1227	52	2	2.54	5	1	4	296	17	0	3.45
2006-07	Nashville	NHL	40	24	11	4	2342	93	5	2.38	—	—	—	—	—	—	—
2007-08	Nashville	NHL	51	18	22	6	2692	130	4	2.90	—	—	—	—	—	—	—
2008-09	St. Louis	NHL	57	27	21	7	3215	129	6	2.41	4	0	4	256	10	0	2.34
	Canada	WC	4	4	0	0	240	4	1	1.00	—	—	—	—	—	—	—
NHL TOTALS			192	85	64	19	10348	439	18	2.55	9	1	8	552	27	0	2.93
ST. LOUIS TOTALS			57	27	21	7	3215	129	6	2.41	4	0	4	256	10	0	2.34



JAY
MCCLEMENT **18**

2008-09: Led all forwards in the NHL with 315:08 of shorthanded time ... Was one of four Blues to play in all 82 games, a career high ... Recorded career-high 12 goals ... Posted a career-high three-game goal scoring streak from Feb. 24-Feb. 28 (3g) ... Notched his third shorthanded goal of the season, the game-winner on Feb. 24 vs. Phoenix ... Tied a career-high, scoring two goals on Feb. 3 at Columbus ... Won 52.1% of his faceoffs ... Recorded his 100th career NHL point on Feb. 3 at Columbus ... Played in his 300th NHL game on March 20 at Calgary. **Playoffs:** Made his postseason debut on April 15 at Vancouver.

CAREER: **2007-08:** Posted a career high 9 goals ... Became the first Blue in franchise history to score a penalty shot on the road on Dec. 9 at Colorado ... Tallied his 100th career penalty minute on Jan. 8 vs. Columbus ... Played in his 200th NHL game on Feb. 5 vs. Tampa Bay. **2006-07:** Tallied career highs in all offensive categories, goals (8), assists (28) and points (36) ... Skated in a career-high 81 games ... Appeared in his 100th NHL game on Dec. 19 at Pittsburgh ... Recorded a career-high 19 penalty minutes on Dec. 26 at Nashville ... Posted a career-high six-game point streak from Jan. 6-Jan. 18 and March 27-April 5. **2005-06:** Made his NHL debut on Oct. 5 at Detroit ... Became the fifth player in league history to score his first career goal on a penalty shot on Oct. 11 vs. Chicago ... Tallied a four game point streak from Feb. 12-March 5, recording nine points (2g, 7a) over the span ... Was two for three (66.6%) in shootout opportunities ... Played part of the season in Peoria, registering nine points (4g, 5a) and four penalty minutes in 11 games played. **2004-05:** Set American Hockey League highs with the Worcester IceCats in goals (17), assists (34), points (51) and games played (79) ... Ranked first on Worcester with 51 points (17g, 34a) and 34 assists ... Was tied for first on the IceCats with 79 games played ... Was tied for fourth in the AHL with five short handed goals. **2003-04:** Notched 25 points (12g, 13a) in 69 games with Worcester ... Led the IceCats, and was tied for first among all AHL rookies, with two short handed goals ... Ranked third on Worcester with a plus-six rating ... Collected three assists in 10 postseason contests for the IceCats.

MINOR CAREER: **2004-05:** Set American Hockey League highs with the Worcester IceCats in goals (17), assists (34), points (51) and games played (79) ... Ranked first on Worcester with 51 points (17g, 34a) and 34 assists ... Was tied for first on the IceCats with 79 games played ... Was tied for fourth in the AHL with five short handed goals. **2003-04:** Notched 25 points (12g, 13a) in 69 games with Worcester ... Led the IceCats, and was tied for first among all AHL rookies, with two short handed goals ... Ranked third on Worcester with a plus-six rating ... Collected three assists in 10 postseason contests for the IceCats.

JUNIOR CAREER: **2002-03:** Captained the Brampton Battalion, recording 49 points (22g, 27a) along with 37 penalty minutes ... Ranks second all-time on Brampton's all-time scoring list with 182 career points (91g, 91a), trailing only Raffi Torres (223) ... Ranks second all-time on Brampton's all-time goal

HOMETOWN: Kingston, Ontario

POSITION: Center **SHOOTS:** Left

HEIGHT: 6-1 **WEIGHT:** 200


BORN: 3-2-83, Kingston, Ontario

scoring list with 91 goals ... Named the Ontario Hockey League's top faceoff man for the postseason, becoming the first Battalion player to win a postseason award, winning 66.0% of his faceoffs ... Named the Eastern Conference's top player in the Best on Faceoffs, Best Checker, Best Defensive Forward and Best Penalty Killer categories ... Finished third in the Fastest Skater category ... Appeared in one playoff contest with Worcester. **2001-02:** Ranked second on the team and set career highs in goals (26) and points (55) ... Finished his third season with the Battalion as its second-leading scorer ... Scored his 50th career goal on Oct. 28 at North Bay. **1999-2001:** Notched the game-winning goal in the fourth and final game of the 2001 Western Conference Quarterfinals against Guelph to lead Brampton to the first playoff series victory in team history ... Finished second on the team with 30 goals in 2000-01 and set a club record with 13 powerplay goals ... Registered his 30th goal of the season in a 4-3 win against Guelph on March 11, 2001, and it was the fifth consecutive game with a goal, which is the second-longest in Battalion history behind Raffi Torres' nine-game streak ... Skated in the 2001 CHL Top Prospects Game at Calgary on Feb. 7.

INTERNATIONAL CAREER: Captured a gold medal with the Canadian National Team at the 2007 IIHF World Championship ... He recorded four points (2g, 2a) in nine games played during the tournament ... Scored the fastest Canadian goal from the start of a World Championship game just eight seconds in on May 7 vs. Team USA ... Was a member of the 2003 silver medal winning Canadian National Junior Team, recording three points (1g, 2a) ... Was also a silver medal winner at the 2002 IIHF World Junior Championship ... Was a member of Canada's Under-18 Team that captured a gold medal at the Four Nations tournament in Slovakia in August, 2000 ... Was an assistant captain for Team Ontario in the 2000 World Under-17 Challenge, a team that won the silver medal.

BACKGROUND: Enjoys playing golf and is an avid boater ... His favorite food is sushi ... His greatest hockey moment is playing for the first time in the Stanley Cup Playoffs ... His hockey idol growing up was Patrick Roy ... Lists The Dave Matthews Band as his favorite band.

TRANSACTIONS: June 23, 2001 - St. Louis' second-round selection, 57th overall.



The Players



CAREER HIGHLIGHTS:

MOST GOALS

GAME: 2 – Twice – Last, Feb. 3, 2009 at Columbus

MOST ASSISTS

GAME: 3 – 3 Times – Last, March 8, 2007 vs. Dallas

MOST POINTS

GAME: 3 – 4 Times – Last, March 8, 2007 vs. Dallas

MOST PIM

GAME: 19 – Dec. 26, 2006 at Nashville

MOST SHOTS

GAME: 6 – Feb. 5, 2009 vs. Edmonton

CAREER PENALTY SHOTS:

2 (2 Goals) – Last, Dec. 9, 2007 at Colorado (Jose Theodore – Goal)

FIRST NHL GAME:

Oct. 5, 2005 at Detroit

FIRST NHL GOAL:

Oct. 11, 2005 vs. Chicago

FIRST GAME AS A BLUE:

Oct. 5, 2005 at Detroit

FIRST GOAL AS A BLUE:

Oct. 11, 2005 vs. Chicago

VERSUS NHL

TEAM	GP	G	A	PTS	PIM
Anaheim	16	0	5	5	11
Atlanta	3	1	0	1	2
Boston	4	2	1	3	2
Buffalo	3	0	1	1	0
Calgary	16	3	1	4	8
Carolina	3	0	0	0	0
Chicago	29	2	5	7	6
Colorado	16	4	1	5	8
Columbus	26	3	8	11	12
Dallas	14	2	5	7	2
Detroit	29	0	4	4	12
Edmonton	16	5	8	13	10
Florida	4	0	0	0	6
Los Angeles	14	3	5	8	2
Minnesota	16	3	4	7	10
Montreal	3	0	1	1	0
Nashville	30	3	10	13	27
New Jersey	2	0	1	1	0
NY Islanders	3	1	0	1	0
NY Rangers	3	0	1	1	0
Ottawa	3	0	1	1	0
Philadelphia	3	1	0	1	2
Phoenix	14	2	5	7	4
Pittsburgh	3	0	1	1	0
San Jose	15	0	1	1	6
St. Louis	0	0	0	0	4
Tampa Bay	3	0	1	1	0
Toronto	3	0	0	0	2
Vancouver	15	0	5	5	8
Washington	2	0	1	1	0
Total	311	35	76	111	140


LONGEST PERSONAL STREAKS:

GOALS:	3 (1X)	02/24/2009-02/28/2009 (3G)
ASSISTS:	4 (2X)	03/31/2007-04/05/2007 (4A)
POINTS:	6 (2X)	03/27/2007-04/05/2007 (1G-5A)
GAMES PLAYED:	105	01/10/2007-03/01/2008

CAREER STATS

CAREER STATS

Season	Club	League	GP	G	A	PTS	PIM	GP	G	A	PTS	PIM
1999-2000	Brampton	OHL	63	13	16	29	34	6	0	4	4	8
2000-01	Brampton	OHL	66	30	19	49	61	9	4	2	6	10
2001-02	Brampton	OHL	61	26	29	55	43	—	—	—	—	—
2002-03	Brampton	OHL	45	22	27	49	37	11	3	4	7	11
	Worcester	AHL	—	—	—	—	—	1	0	0	0	0
2003-04	Worcester	AHL	69	12	13	25	20	10	0	3	3	0
2004-05	Worcester	AHL	79	17	34	51	45	—	—	—	—	—
2005-06	St. Louis	NHL	67	6	21	27	30	—	—	—	—	—
	Peoria	AHL	11	4	5	9	4	4	0	2	2	2
2006-07	St. Louis	NHL	81	8	28	36	55	—	—	—	—	—
	Canada	WC	9	2	2	4	4	—	—	—	—	—
2007-08	St. Louis	NHL	81	9	13	22	26	—	—	—	—	—
2008-09	St. Louis	NHL	82	12	14	26	29	4	0	0	0	4
NHL TOTALS			311	35	76	111	140	4	0	0	0	4
ST. LOUIS TOTALS			311	35	76	111	140	4	0	0	0	4



ANDY McDONALD 10

2008-09: Tied a career-high by registering four points (1g, 3a) on March 6 at Tampa Bay ... Posted 26 points (9g, 17a) in 30 games since returning to the line-up on Feb. 10 vs. Vancouver ... Had points in 28 of his 46 games ... Ranked 3rd on the team in assists (29) ... Notched 14 multi-point games, 12 two-point games, 1 three-point game and 1 four-point game ... Had 29 assists in 46 games ... Scored the game-winning goal in overtime on Nov. 14 at Chicago ... Tallied his 200th career NHL assist on Oct. 25 vs. Florida ... Tallied his 300th career NHL point on Oct. 13 at Toronto ... Missed 36 games due to injury. **Playoffs:** Made his Blues postseason debut on April 15 at Vancouver.

CAREER: 2007-08: Skated in 33 games for the Anaheim Ducks before being acquired by the Blues on Dec. 14 ... Ranked fourth on the team with 52 points (18g, 34a) ... Ranked second on the team with 34 assists ... Ranked third on the team with 18 goals ... Scored his first goal as a Blue in his St. Louis debut on Dec. 16 vs. Calgary ... Skated in his 400th career NHL game on Jan. 11 at Columbus ... Tallied his 100th career NHL goal on Feb. 17 vs. Columbus. **2006-07:** Appeared in his seventh NHL season, all with Anaheim...finished second on the team in points and third in goals...had 11-12-23 points with a +7 rating in his last 20 games, including four multi-goal efforts...earned points in 55 of 81 games...recorded 15 multi-point games this past season, including three four-point games (most on the team) and two three-point games...finished the season second on the club's all-time consecutive games played list with 243...is fourth on the all-time franchise records list in goals (88), assists (155) and points (243)...scored two goals, including the overtime game-winner (2nd OT goal of his career, also 10/20/02 vs. COL) on Mar. 31 @ STL...recorded 2-2-4 points on four shots with a +2 on Mar. 16 vs. CHI...recorded points in nine of last 11 home contests (8-10-18)...appeared in his first NHL All-Star Game on Jan. 24 @ DAL - won the NHL's Fastest Skater competition during the 2007 NHL Superskills Showcase...collected a career-high four assists on Jan. 11 @ DAL...earned an assist (200th career NHL point) on Dec. 29 @ CAR...had an eight-game point streak (2-8-10), Dec. 6-20...had a career-long, six-game assist streak (1-7-8 points), Dec. 6-16...played in his 300th career NHL game on Nov. 24 vs. NJ...scored 2-2-4 points (tying a career high for points) on Nov. 19 vs. PHX...scored on a penalty shot (C. Joseph), the first of his career on Nov. 3 vs. PHX...scored a goal with 19 seconds left to force OT, tying a career high with nine shots on Oct. 15 vs. DAL...**Playoffs:** Finished second in the NHL in goal scoring and PPG...also led team in goal scoring...holds franchise record for most goals in a single postseason and most shots in a season (previously Joffrey Lupul in 2006 with nine goals and 62 shots)...is 7-5th on the Ducks all-time postseason scoring list (12-11-23, with Samuel Pahlsson)...collected 3-1-4 points, recording his first career hat trick (regular or postseason) and the second hat trick in club playoff history on April 25 vs. VAN in Game One of the CSF...also tied a club record for most points by a Duck in a postseason contest (Joffrey Lupul, 4-0-4 points, 5/9/06 vs. COL) on Apr. 25 vs. VAN in Game One of the CSF...scored back-to-back goals (one minute apart) and recorded an assist with a +3 rating on June 4 @ OTT in Game Four of the SCF. **2005-2006:** Played in all of the team's 16 postseason contests, leading the team in faceoff win percentage (55.6)...scored a PPG in Game One of the WCF on May 19 vs. EDM...scored his first career playoff goal in Game Five of CQF on Apr. 29 vs. CGY...during the regular season, finished first on team in assists and GWGs (seven), was second on team in goals, points, PPGs (13) and plus/minus (+24), while ranking third in shots (229)...earned a career high for goals, assists and points in a season...had 25-37-62 points in last 48 games of the season...finished second on team in power play points (13-24-37)...sixth in the NHL in faceoff win percentage, and first on the Ducks roster...won at least 50% of his faceoffs in 62-of-82 games...had 24 multi-point games...the Ducks were 20-7-3 when he scored a goal...was one of four Ducks players to play in every game...scored 1-2-3, (GWG) on April 10 @ VAN (surpassed the 80-point plateau, becoming just the third Ducks player to

HOMETOWN: Strathroy, Ontario

POSITION: Center **SHOOTS:** Left

HEIGHT: 5-11 **WEIGHT:** 190

BORN: 8-25-77, Strathroy, Ontario

achieve the feat in an Anaheim uniform (Kariya & Selanne both five times)...had a seven-game point streak (3-5-8), Nov. 20-Dec. 3...had a career-long, five-game assist streak (1-5-6), Nov. 22-30. **2003-2004:** Scored two goals, both unassisted, Nov. 19 @ DAL...scored 2-1-3 points, Nov. 12 vs. TOR...**2002-03:** Missed the last 29 games of the regular season with post concussion syndrome (Feb. 7 - Apr. 4)...missed seven games, Jan. 12-24, with a concussion...had a six-game point streak (4-5-9), Dec. 5-19...scored two goals with a +3 on Dec. 15 vs. PIT...earned two assists on Dec. 8 vs. NSH (had back-to-back multi-point games for the first time in his NHL career)...had a two-goal game streak (2-1-3) on Oct. 20-24, the first goal streak of his career...scored his first career OT goal and had an assist with a +2 on Oct. 20 vs. COL...earned 1-3-4 points on Oct. 10 @ STL (setting a career-high for points in a game and tying his career-high for assists)...**2001-2002:** Completed his first full NHL season (played in 16 games in 2000-2001)...among all NHL rookies, ranked T-8th in points (28), seventh in assists (21), and T-4th in GWG (3)...his 21 assists tied the then club rookie record (tied Kariya & Cullen)...led all rookie centers in assists and points from Dec. 1 to the end of the season (recalled on Nov. 30)...led all rookie centermen in TOI with 15:58 minutes per game...won 439-of-818 faceoffs (53.7%), leading all NHL rookies in FO% (ranked 20th overall in the NHL)...had three multi-point games, including a two-goal game and a three-assist effort...missed three games, Mar. 3-8, due to a concussion...was selected as the runner-up for the Rookie of the Month Award for February, finishing second to Colorado's Radim Vrbata...had a career-high seven-game point streak from Jan. 26-Feb. 13, the longest by a rookie in the NHL in 2001-2002 (2-7-9 points)...earned three assists (a career high which also tied a club rookie record) Feb. 6 vs. PHL...was named to the Canadian AHL All-Star Team for the 2002 Assante & Baker Hughes AHL All-Star Classic (named Jan. 4, did not play)...recorded two goals and an assist, winning 10-of-15 faceoffs on Dec. 18 @ MIN (tied a club rookie record for goals and points in a game)...recalled from Cincinnati on Nov. 30...appeared in 21 games with Cincinnati, scoring 7-25-32 points...led Cincinnati in assists (25) and points (32) at time of recall...played for Team Canada at the 2002 World Championships in Sweden, where he co-led the team in goals (4) and points (5)...**2000-01:** Played 16 games with ANA, scoring 1-0-1 point with six PIM...scored his first NHL goal on Dec. 3 vs. LA...played in his first NHL game on Nov. 12 vs. DET...

COLLEGE CAREER: 1999-2000: Completed his senior season at Colgate University, scoring 58 points (25-33-58) in 34 games...named a Hobey Baker Finalist on Mar. 16, awarded to the top U.S. Collegiate Player...named the 1999-2000 ECAC Player of the Year and was selected to the All-ECAC First Team...led the ECAC in points, goals and assists, while also leading the league in conference scoring with 16-20-36 points in 19 games...led Colgate to a record of 24-9-2, including a 14-4-2 mark in ECAC play...while at Colgate, he increased his scoring every season...had 19 points (9-10-19) as a freshman, 32 (13-19-32) as a sophomore, 46 (20-26-46) as a junior, and 58 (25-33-58) as a senior...finished with 41 career multi-point games at Colgate.

BACKGROUND: Andy and his wife Gina were married in the summer of 2006 and have a son named Jake ... Lists both Italian and Mexican foods as his favorites... Enjoys his wife's authentic spaghetti and meatball dinners at home...His first job was as an assistant to the turkey vaccinator at Cutty Farms, just outside his hometown of Strathroy, Ontario...he made roughly \$6 an hour, claiming to be "one of the lucky few" to land a job at the turkey farm...on road trips, either watches DVDs or works on Sudoku puzzles.

TRANSACTIONS: Dec. 14, 2007 - Acquired from Anaheim in exchange for Doug Weight, Michal Birner and a 7th round draft choice in the 2008 Entry Draft ... April 3, 2000 - Signed as a free agent with Anaheim.



The Players



CAREER HIGHLIGHTS:

MOST GOALS

GAME: 2 – 17 Times – Last, Nov. 14, 2008 at Chicago

MOST ASSISTS

GAME: 4 – Jan. 11, 2007 at Dallas

MOST POINTS

GAME: 4 – Five Times – Last, March 6, 2009 at Tampa Bay

MOST PIM

GAME: 12 – 3 Times – Last, March 9, 2008 vs. Chicago

MOST SHOTS

GAME: 9 – Twice – Last, Oct. 15, 2006 vs. Dallas

CAREER HAT-TRICKS:

None

CAREER PENALTY SHOTS:

1 (1 Goal) – Nov. 3, 2006 vs. Phoenix (Curtis Joseph – Goal)

FIRST NHL GAME:

Nov. 12, 2000 vs. Detroit

FIRST NHL GOAL:

Dec. 3, 2000 vs. Los Angeles

FIRST GAME AS A BLUE:

Dec. 16, 2007 vs. Calgary

FIRST GOAL AS A BLUE:

Dec. 16, 2007 vs. Calgary

VERSUS NHL


TEAM	GP	G	A	PTS	PIM
Anaheim	4	1	0	1	4
Atlanta	5	1	2	3	2
Boston	5	0	3	3	4
Buffalo	7	2	1	3	4
Calgary	23	8	7	15	6
Carolina	7	1	2	3	2
Chicago	25	9	12	21	26
Colorado	21	5	5	10	2
Columbus	28	8	11	19	34
Dallas	39	9	10	19	10
Detroit	30	6	13	19	16
Edmonton	24	5	10	15	2
Florida	8	1	4	5	6
Los Angeles	41	8	28	36	14
Minnesota	22	4	9	13	2
Montreal	5	1	2	3	4
Nashville	29	6	20	26	22
New Jersey	4	1	1	2	2
NY Islanders	5	0	3	3	0
NY Rangers	4	0	2	2	2
Ottawa	5	0	2	2	0
Philadelphia	5	1	3	4	2
Phoenix	37	9	15	24	12
Pittsburgh	6	2	1	3	0
St. Louis	21	8	13	21	8
San Jose	35	11	15	26	16
Tampa Bay	5	1	7	8	2
Toronto	5	2	4	6	4
Vancouver	27	9	11	20	10
Washington	4	2	2	4	0
Total	486	121	218	339	218

LONGEST PERSONAL STREAKS:

GOALS:	4 (1X)	04/13/2006-10/06/2006 (4G)
ASSISTS:	6 (1X)	12/06/2006-12/16/2006 (7A)
POINTS:	11 (1X)	01/23/2006-02/12/2006 (5G-13A)
GAMES PLAYED:	281	10/17/2003-12/26/2007

CAREER STATS

Season	Club	League	REGULAR SEASON			PLAYOFFS			PTS	PIM
			GP	G	A	GP	G	A		
1996-97	Colgate	ECAC	33	9	10	19	16	—	—	—
1997-98	Colgate	ECAC	35	13	19	32	26	—	—	—
1998-99	Colgate	ECAC	35	20	26	46	42	—	—	—
1999-2000	Colgate	ECAC	34	25	33	58	49	—	—	—
2000-01	Anaheim	NHL	16	1	0	1	6	—	—	—
2001-02	Cincinnati	AHL	46	15	25	40	21	3	0	1
	Cincinnati	AHL	21	7	25	32	6	—	—	—
2002-03	Anaheim	NHL	53	7	21	28	10	—	—	—
	Anaheim	NHL	46	10	11	21	14	—	—	—
2003-04	Anaheim	NHL	79	9	21	30	24	—	—	—
2004-05	Ingolstadt	Germany	36	13	17	30	26	10	5	2
2005-06	Anaheim	NHL	82	34	51	85	32	16	2	7
2006-07	Anaheim	NHL	82	27	51	78	46	21	10	4
2007-08	St. Louis	NHL	49	14	22	36	32	—	—	—
	Anaheim	NHL	33	4	12	16	30	—	—	—
2008-09	St. Louis	NHL	46	15	29	44	24	4	1	3
NHL TOTALS			486	121	218	339	218	41	13	14
ST. LOUIS TOTALS			95	29	51	80	56	4	1	3



T.J. OSHIE 74

2008-09: Among NHL rookies, tied for 8th with 39 points, ranked 6th with 25 assists, tied for 7th with 12 power play points, ranked 3rd with a plus-16 rating, and tied for 6th with six power play goals ... Named Rookie of the Month for March by recording 13 points (four goals, nine assists) and a +6 rating in 14 games ... Tallied points in nine games which included an assist and a +3 rating in a 5-2 victory over Dallas Mar. 10, notched a goal and an assist in a 5-2 loss to Detroit Mar. 14, notched a pair of assists in a 5-3 win over Minnesota Mar. 15, tallied a goal and an assist and was named First Star in a 4-2 victory over Vancouver Mar. 26 and registered 1-1-2 and a +3 rating in a 5-2 win at Columbus Mar. 29 that gave the Blues a sweep of the weekend home-and-home series ... Scored his first career game-winning goal on March 20 at Calgary ... Notched 35 points (12g, 23a) in his last 45 games and had 15 points (5g, 10a) in his last 17 games ... Posted a plus-or-even rating in 48 of the 57 games he played in and ranked 2nd on the team with a plus-16 rating ... Posted a career-high four-game point streak (2g, 2a) from Dec. 30-Jan. 9 ... Scored his first career NHL goal on Oct. 22 vs. Detroit ... Tallied the game-winning shootout goal on Oct. 18 vs. Chicago ... Scored his first NHL point (assist) on Oct. 13 at Toronto ... Made his NHL debut on Oct. 10 vs. Nashville. **Playoffs:** Made his post-season debut on April 15 at Vancouver.

COLLEGE CAREER: 2007-08: Named American Hockey Coaches Association first team West All-American ... Named to NCAA Midwest Regional All-Tournament Team after recording four points (two assists in each game) in wins over Princeton and Wisconsin ... Named first team All-WCHA & to WCHA Final Five All-Tournament team ... Led team in scoring with 45 points and with 27 assists; tied for team lead in goals (18) while playing against what has been the most difficult schedule in the nation, according to both the KRACH & Pairwise RPI rating system ... UND was 24-2-0 this season in games in which Oshie had a point ... Had five GWG and 16 in his career, second in school history behind Mark Taylor's 18 GWG (1976-80) ... Had 16 multiple-point games in 2007-08 and 41 in his career ... Had 32 points (13g, 19a) in 23 career WCHA and NCAA postseason games ... Total includes 15 points (5g, 10a) in nine NCAA postseason games and 17 points (8g, 9a) in 14 WCHA postseason games ... Oct. 30 WCHA Offensive Player of the Week after scoring hat trick in win at Michigan Tech on Oct. 27 ... Had career-long eight-game point-scoring streak from Dec. 29 to Jan. 26, had four goals and seven assists in streak ... Finished fourth in the WCHA in scoring with 29 points in league games (12g, 17a) and 1.07 point per game average ... Finished 30th on UND's all-time scoring list with 142 career points ... Only eight players in school history scored more points than Oshie in three or fewer years of college. **2006-07:** Played in all 43 of North Dakota's games ... Earned third team All-WCHA honors ... Was second on the team in scoring with 52 points (17g, 35a) ... Scored points in 17 of his last 20 games ... In that season-ending 20-game stretch, Oshie had 34 points (12g, 22a) ... Led nation with eight points (4g, 4a) in NCAA tournament ... His four 2007 NCAA tournament goals were second only to teammate Chris Porter's five ... Had 15 multi-point games on the season, second on the team to Ryan Duncan's 17 ... Had four multi-goal games on the season, tied with Jonathan Toews for second-best on the team behind Ryan Duncan's eight ... Had two of the team's eight four-point games, tallying four (1g, 3a) against Bemidji State on Jan. 20 and four (3g, 1a) against Michigan on March 24 ... His hat trick was one of

HOMETOWN: Stanwood, Washington

POSITION: Center **SHOOTS:** Right

HEIGHT: 5-11 **WEIGHT:** 194

BORN: 12-23-86, Everett, Washington

three by UND in 2006-07 and the second of Oshie's career ... Named to the all-tournament team at the NCAA West Regional after recording five points (3g, 2a) in two games ... Led the WCHA in assists with 35 in all games; Oshie's total of 35 assists was fourth-best in the nation ... Led team in faceoff percentage, winning 58.6 percent of his draws (190-134) ... Named to the all-tournament team at Dartmouth's Ledyard National Bank Tournament after picking up three assists in two games ... Was stopped on a penalty shot on Dec. 29 by Dartmouth's Mike Devine at 6:07 of the first period in a 4-1 UND win ... Received honorable mention by USCHO when it named its national All-USCHO teams ... Recipient of UND's Cliff "Fido" Purpur Award, given to the player who demonstrates hard work, determination and being a creator of excitement on the ice ... Earned second letter. **2005-06:** Finished tied for second in the nation among freshman with 45 points (24g, 21a) and was ranked first among all players with nine game-winning goals ... Was named to the WCHA All-Rookie Team and Inside College Hockey's (INCH) All-Rookie Team ... Ranked third on North Dakota with 45 points and was tied for first with 24 goals ... Captured WCHA Rookie of the Week and INCH Player of the Week honors for the week of Dec. 19 after scoring four goals including his first collegiate hat trick and both game-winners ... Led North Dakota to the 2006 Frozen Four.

JUNIOR CAREER: 2004-05: Was the top high school scorer in the state of Minnesota while playing for Warroad in 2004-05 ... A member of the 2005 Associated Press First All-Star Team in Minnesota high school hockey ... Was an all-conference football player and medalist on his high school golf team ... Assisted on the game-winning goal in double overtime in the 2005 Minnesota state high school championship game which was Warroad's second title in three years (2003) ... Led Warroad to an undefeated (29-0-2) season in 2004-05 ... Appeared in 11 games with the Sioux Falls Stampede after his high school season ... Was invited to the United States National Junior Evaluation Camp in August 2005 as a candidate for the 2006 IIHF U.S. National Junior Team.

INTERNATIONAL CAREER: Appeared in nine games for the United States at the 2009 World Championship ... Played in seven games for Team USA at the 2006 IIHF World Junior Championships, registering a goal and 10 penalty minutes.

BACKGROUND: Nickname is "Osh" ... Put on his first pair of skates at age 4 ... Hockey hero growing up was Wayne Gretzky ... Besides hockey, played baseball, basketball, football and soccer growing up ... Enjoys playing golf and video games in his spare time ... His ultimate golf foursome would include Tiger Woods, Carrie Underwood and Christina Aguilera.

TRANSACTIONS: July 30, 2005 - St. Louis' first round selection, 24th overall, in the 2005 Entry Draft.

The Players



CAREER HIGHLIGHTS:

MOST GOALS

GAME: 1 – 14 Times – Last,
April 4, 2009 at Dallas

MOST ASSISTS

GAME: 2 – Four Times – Last,
March 15, 2009 vs. Minnesota

MOST POINTS

GAME: 3 – Jan. 15, 2009 vs. Colorado

MOST PIM

GAME: 4 – 3 Times – Last,
April 1, 2009 at Chicago

MOST SHOTS

GAME: 5 – Feb. 10, 2009 vs. Vancouver

CAREER PENALTY SHOTS:

NONE

FIRST NHL GAME:

Oct. 10, 2008 vs. Nashville

FIRST NHL GOAL:

Oct. 22, 2008 vs. Detroit

FIRST GAME AS A BLUE:

Oct. 10, 2008 vs. Nashville

FIRST GOAL AS A BLUE:

Oct. 22, 2008 vs. Detroit

VERSUS NHL

TEAM	GP	G	A	PTS	PIM
Anaheim	0	0	0	0	0
Atlanta	0	0	0	0	0
Boston	1	0	0	0	0
Buffalo	0	0	0	0	0
Calgary	3	1	0	1	0
Carolina	2	0	1	1	0
Chicago	5	0	3	3	4
Colorado	3	2	2	4	2
Columbus	5	3	1	4	6
Dallas	4	2	1	3	0
Detroit	5	3	2	5	4
Edmonton	3	0	1	1	2
Florida	2	0	0	0	0
Los Angeles	2	0	1	1	0
Minnesota	1	0	2	2	0
Montreal	0	0	0	0	0
Nashville	4	0	1	1	0
New Jersey	1	0	1	1	0
NY Islanders	1	0	0	0	0
NY Rangers	1	0	0	0	0
Ottawa	1	0	0	0	2
Philadelphia	1	0	2	2	2
Phoenix	4	0	2	2	4
Pittsburgh	1	1	0	1	0
St. Louis	0	0	0	0	0
San Jose	1	0	0	0	4
Tampa Bay	1	0	1	1	0
Toronto	1	0	1	1	0
Vancouver	4	2	3	5	0
Washington	0	0	0	0	0
Total	57	14	25	39	30

LONGEST PERSONAL STREAKS:

GOALS:	2 (1X)	01/03/2009-01/09/2009 (2G)
ASSISTS:	3 (1X)	03/14/2009-03/17/2009 (4A)
POINTS:	4 (1X)	12/30/2008-01/09/2009 (2G-2A)
GAMES PLAYED:	32	02/05/2009-04/12/2009

CAREER STATS

Season	Club	League	GP	REGULAR SEASON			PTS	PIM	PLAYOFFS			PTS	PIM
				G	A				GP	G	A		
2004-05	Warroad HS	USHSW	31	37	62		99	22	—	—	—	—	—
	Sioux Falls	USHL	11	3	2		5	6	—	—	—	—	—
2005-06	North Dakota	NCAA	44	24	21		45	33	—	—	—	—	—
	United States	WJC	7	1	0		1	10	—	—	—	—	—
2006-07	North Dakota	NCAA	43	17	35		52	30	—	—	—	—	—
2007-08	North Dakota	NCAA	42	18	27		45	57	—	—	—	—	—
2008-09	St. Louis	NHL	57	14	25		39	30	4	0	0	0	2
NHL TOTALS			57	14	25		39	30	4	0	0	0	2
ST. LOUIS TOTALS			57	14	25		39	30	4	0	0	0	2



DAVID
PERRON **57**

2008-09: Ranked second on the team with 35 assists, third on the team with 50 points (15g, 35a), fourth with 161 shots and third with a plus-13 rating ... Set career highs in games played (81), goals (15), assists (35), points (50) and penalty minutes (50) ... Posted a plus-or-even rating in 66 of the 81 games he has played in ... Tallied 30 points (13g, 17a) in the last 48 games and had 12 points (6g, 6a) in the last 17 games ... Notched 12 multi-point games, 11 two-point games and 1 three-point game ... Played in his 100th NHL game on Jan. 3 vs. Columbus ... Posted a career-high five-game point streak from Dec. 8-16, collecting five points (0g, 5a) over the span ... Played in the NHL YoungStars game for the second consecutive season. **Playoffs:** Made his postseason debut on April 15 at Vancouver.

CAREER: 2007-08: Became the 12th teenager to play for the Blues when he made his NHL debut on Oct. 12 against Colorado and at 19 years 137 days he became the fifth youngest player to play for St. Louis ... Recorded his first career NHL point (assist) on Oct. 12 vs. Colorado ... Scored his first career NHL goal on Nov. 3 vs. Chicago (Nikolai Khabibulin) ... Tied for 13th among all NHL rookies with 27 points (13g, 14a), tied for 9th with 13 goals and ranked 2nd with a plus-16 rating ... Ranked first on the team in plus-minus (+16) ... Posted a plus-

HOMETOWN: Montreal, Quebec

POSITION: Left Wing **SHOOTS:** Right

HEIGHT: 6-0 **WEIGHT:** 200

BORN: 5-28-88, Sherbrooke, Quebec

or-even rating in 52 of his 62 games ... Tallied his first career multi-goal game on Nov. 13 vs. Detroit.

JUNIOR CAREER: 2006-07: Led all Quebec Major Junior Hockey League (QMJHL) rookies in goal scoring (39), plus/minus (+37) and was second in points (83) ... Was named QMJHL Rookie of the Month in November and December, totaling 18 points (9g, 9a) in 13 games and was plus-eight in November while adding 12 points (5g, 7a) in 11 games in December ... Helped Lewiston win the QMJHL title ... Participated in the CHL Top Prospects game as a member of Team Red, registering one assist.

BACKGROUND: Hockey hero growing up was Alexei Kovalev ... Favorite food is filet mignon ... Greatest hockey moment was playing in his first NHL game on Oct. 12, 2007 vs. Colorado and winning the QMJHL title in 2006-07 ... Put on his first pair of skates at two and a half years ... Ultimate golf foursome would include Bobby Orr, Alexei Kovalev and Maurice Richard.

TRANSACTIONS: June 22, 2007 - St. Louis's first round selection, 26th overall, in the 2007 Entry Draft.





The Players



VERSUS NHL

TEAM	GP	G	A	PTS	PIM
Anaheim	5	1	2	3	0
Atlanta	2	0	1	1	2
Boston	3	1	2	3	0
Buffalo	1	1	2	3	0
Calgary	7	0	1	1	0
Carolina	3	0	0	0	6
Chicago	11	3	3	6	8
Colorado	7	2	6	8	6
Columbus	13	4	6	10	6
Dallas	7	3	3	6	6
Detroit	13	2	1	3	10
Edmonton	8	1	3	4	2
Florida	3	0	0	0	2
Los Angeles	5	0	4	4	4
Minnesota	6	1	1	2	0
Montreal	2	0	1	1	4
Nashville	12	3	4	7	10
New Jersey	1	0	1	1	2
NY Islanders	1	0	0	0	0
NY Rangers	1	0	0	0	0
Ottawa	2	0	0	0	0
Philadelphia	1	0	0	0	0
Phoenix	7	3	0	3	4
Pittsburgh	1	0	2	2	0
St. Louis	0	0	0	0	0
San Jose	7	1	3	4	2
Tampa Bay	2	1	0	1	2
Toronto	2	0	1	1	2
Vancouver	8	1	2	3	8
Washington	2	0	0	0	2
Total	143	28	49	77	88

CAREER HIGHLIGHTS:

MOST GOALS

GAME: 2 – Twice – Last, March 10, 2009 vs. Dallas

MOST ASSISTS

GAME: 2 – Six Times – Last, March 24, 2009 vs. Los Angeles

MOST POINTS

GAME: 3 – Nov. 12, 2008 at Buffalo

MOST PIM

GAME: 4 – Five Times – Last, Feb. 10, 2009 vs. Vancouver

MOST SHOTS

GAME: 5 – Three Times – Last, Dec. 30, 2008 vs. New Jersey

CAREER PENALTY SHOTS:

None

FIRST NHL GAME:

Oct. 12, 2007 vs. Colorado

FIRST NHL GOAL:

Nov. 3, 2007 vs. Chicago

FIRST GAME AS A BLUE:

Oct. 12, 2007 vs. Colorado

FIRST GOAL AS A BLUE:


Nov. 3, 2007 vs. Chicago

LONGEST PERSONAL STREAKS:

GOALS:	2 (3X)	12/27/2008-12/28/2008 (2G)
ASSISTS:	5 (1X)	12/08/2008-12/16/2008 (5A)
POINTS:	5 (1X)	12/08/2008-12/16/2008 (0G-5A)
GAMES PLAYED:	75	10/25/2008-04/12/2009

CAREER STATS

Season	Club	League	REGULAR SEASON					PLAYOFFS				
			GP	G	A	PTS	PIM	GP	G	A	PTS	PIM
2005-06	St. Jerome	QJHL	51	24	45	69	92	—	—	—	—	—
2006-07	Lewiston	QMJHL	70	39	44	83	75	17	12	16	28	22
2007-08	St. Louis	NHL	62	13	14	27	38	—	—	—	—	—
2008-09	St. Louis	NHL	81	15	35	50	50	4	1	1	2	4
NHL TOTALS			143	28	49	77	88	4	1	1	2	4
ST. LOUIS TOTALS			143	28	49	77	88	4	1	1	2	4



ROMAN POLAK **46**

2008-09: Played in a career-high 69 games ... Blocked a shot in 53 of his 69 games ... Notched a career-high three-game point streak from Jan. 3-11, collecting three points (0g, 3a) over-the-span ... Registered a career-high 30:52 of ice time on Jan. 2 at Carolina ... Scored his first career NHL goal, a game-winner on Dec. 20 vs. Minnesota ... Recorded a plus-4 rating on Dec. 8 vs. Nashville. **Playoffs:** Made his postseason debut on April 15 vs. Vancouver.

CAREER: **2007-08:** Recorded his first NHL point (assist) on March 15 at Anaheim ... Played in six games for the Blues, tallying an assist ... Skated in 34 games with the Rivermen, recording seven assists along with 33 penalty minutes. **2006-07:** Made his NHL debut with the Blues on Oct. 9 at Anaheim ... Played in 19 games for St. Louis, recording six penalty minutes ... Spent the majority of the season with Peoria, skating in 53 games, notching 12 points (4g, 8a) along with 66 penalty minutes.

EUROPEAN CAREER: **2005-06:** Appeared in 37 games for Vitkovice HC of the Czech Hockey League, recording an assist and 16 penalty minutes.

HOMETOWN: Ostrava, Czech Republic

POSITION: Defenseman **SHOOTS:** Right

HEIGHT: 6-1 **WEIGHT:** 225

BORN: 4-28-86, Ostrava, Czech Republic

JUNIOR CAREER: **2004-05:** Skated in 65 games for the Kootenay Ice of the WHL, registering 23 points (5g, 23a) along with 85 penalty minutes.

INTERNATIONAL CAREER: Posted a plus-7 rating in seven games played representing the Czech Republic at the 2009 World Championship ... Played in the 2005 and 2006 World Junior Championship, helping the Czech Republic win a bronze medal in 2005.

BACKGROUND: Nickname is "Poley" ... Put on his first pair of skates at age five ... Hockey hero growing up was Jaromir Jagr ... Favorite food is sushi ... Hobbies include tennis and soccer ... His ultimate golf foursome would include Lance Armstrong, Denzel Washington and Michael Schumacher.

TRANSACTIONS: June 27, 2004 St. Louis' sixth round selection, 180th overall.



The Players



CAREER HIGHLIGHTS:

MOST GOALS

GAME: 1 – Dec. 20, 2008 vs. Minnesota

MOST ASSISTS

GAME: 1 – 15 Times – Last, March 28, 2009 vs. Columbus

MOST POINTS

GAME: 2 – Dec. 20, 2008 vs. Minnesota

MOST PIM

GAME: 5 – Dec. 6, 2008 vs. Phoenix

MOST SHOTS

GAME: 5 – March 6, 2009
at Tampa Bay

CAREER PENALTY SHOTS:

NONE

FIRST NHL GAME:

Oct. 9, 2006 at Anaheim

FIRST NHL GOAL:

Dec. 20, 2008 vs. Minnesota

FIRST GAME AS A BLUE:

Oct. 9, 2006 at Anaheim

FIRST GOAL AS A BLUE:

Dec. 20, 2008 vs. Minnesota

VERSUS NHL


TEAM	GP	G	A	PTS	PIM
Anaheim	7	0	2	2	2
Atlanta	1	0	0	0	0
Boston	2	0	1	1	2
Buffalo	1	0	0	0	0
Calgary	6	0	0	0	8
Carolina	2	0	0	0	2
Chicago	7	0	0	0	0
Colorado	3	0	0	0	2
Columbus	6	0	2	2	2
Dallas	5	0	1	1	2
Detroit	7	0	0	0	4
Edmonton	5	0	1	1	6
Florida	2	0	1	1	2
Los Angeles	4	0	1	1	2
Minnesota	6	1	1	2	2
Montreal	1	0	0	0	2
Nashville	6	0	0	0	2
New Jersey	1	0	1	1	0
NY Islanders	1	0	0	0	0
NY Rangers	0	0	0	0	0
Ottawa	2	0	0	0	0
Philadelphia	0	0	0	0	0
Phoenix	6	0	1	1	5
Pittsburgh	1	0	0	0	0
St. Louis	0	0	0	0	0
San Jose	5	0	1	1	4
Tampa Bay	1	0	0	0	0
Toronto	1	0	0	0	0
Vancouver	4	0	2	2	0
Washington	1	0	0	0	2
Total	94	1	15	16	51

LONGEST PERSONAL STREAKS:

GOALS:	1 (1X)	12/20/2008 (1G)
ASSISTS:	3 (1X)	01/03/2009-01/11/2009 (3A)
POINTS:	3 (1X)	01/03/2009-01/11/2009 (0G, 3A)
GAMES PLAYED:	49	10/10/2008-01/17/2009

CAREER STATS

Season	Club	League	GP	G	A	PTS	PIM	GP	G	A	PTS	PIM
2002-03	HC Banik Ostrava-Jr.	CZE-Jr.	23	0	1	1	14	—	—	—	—	—
2003-04	HC Vitkovice-Jr.	CZE-Jr.	52	4	8	12	48	—	—	—	—	—
	Czech Republic	WU-18	7	0	0	0	8	—	—	—	—	—
2004-05	Kootenay	WHL	65	5	18	23	85	9	0	0	0	6
	Czech Republic	WJC	7	0	2	2	4	—	—	—	—	—
2005-06	HC Vitkovice Steel	CZE-1	37	0	1	1	16	6	0	0	0	6
	Czech Republic	WU-20	6	0	2	2	6	—	—	—	—	—
2006-07	St. Louis	NHL	19	0	0	0	6	—	—	—	—	—
	Peoria	AHL	53	4	8	12	66	—	—	—	—	—
2007-08	St. Louis	NHL	6	0	1	1	0	—	—	—	—	—
	Peoria	AHL	34	0	7	7	33	—	—	—	—	—
2008-09	St. Louis	NHL	69	1	14	15	45	4	0	0	0	0
	Czech Republic	WC	7	0	1	1	6	—	—	—	—	—
NHL TOTALS			94	1	15	16	51	4	0	0	0	0
ST. LOUIS TOTALS			94	1	15	16	51	4	0	0	0	0



**ALEX
STEEN** **20**

2008-09: Played in his 300th career NHL game on March 14 vs. Detroit ... Registered a four-game assist streak from Dec. 13-20, tying a career high ... Tallied one goal and one assist on Dec. 8 vs. Nashville, recording his first points as a Blue since being acquired from Toronto on Nov. 24 ... Made his Blues debut on Nov. 26 at Colorado ... Played in his 300th NHL game on March 17 at Edmonton ... Skated in 20 games with Toronto, notching 4 points (2g, 2a) along with six penalty minutes. **Playoffs:** Made his postseason debut on April 15 at Vancouver.

CAREER: 2007-08: Played 76 games for Toronto collecting 42 points (15 goals, 27 assists) with 32 penalty minutes ... Registered 11 multi-point games ... Collected three points (one goal, two assists) October 25 at Pittsburgh ... Played 200th career NHL game January 9 at Anaheim ... Missed one game due to illness January 15 vs. Carolina ... Collected 100th career NHL point (goal) and scored in the shootout January 17 at Boston ... Sustained a shoulder separation January 24 at Washington ... Returned to lineup February 9 after missing five games with shoulder injury ... Collected two points (GWG, assist) February 23 vs. Atlanta ... Scored goals in back-to-back games February 29 at Tampa Bay & March 1 at Washington ... Collected a career-high three assists March 6 at Boston ... Registered a season-high five-game point-streak (one goal, six assists) March 12 - 22 ... Scored one shootout goal on three shootout attempts. **2006-07:** Ranked first in NHL road plus/minus (+23) ... Ranked first (tie) on team in games played (82) ... Ranked second (tie) on team with five game-winning goals ... Registered a career-high in games played, game-winning goals and shots (192) ... Collected a career-high three goals, five points and a (+4) rating January 4 at Boston ... Registered a season-high (tie) four-game point-streak (five goals, four assists) January 4 - 11 ... Collected three assists for East YoungStars at NHL YoungStars Game January 23 at Dallas ... Scored fifth game-winning goal of season February 6 at St. Louis ... Registered a season-high (tie) four-game point-streak (four assists) February 10 - 17 ... Played nine games for Sweden at IIHF World Championships collecting four points (two goals, two assists). **2005-06:** Ranked ninth (tie) among NHL rookies and sixth (tie) in team scoring (45) ... Ranked 13th (tie) in goals (18) among NHL rookies ... Ranked fourth among team forwards in average ice time (17:37) ... Ranked fifth on the team in powerplay goals (9) ... Made his NHL debut October 5 vs. Ottawa ... Scored his first career NHL goal October 8 vs. Montreal ... Registered a career-high six-game point-streak (three goals, four assists) October 8 - 20 ... Registered a season-high in points (3) and goals (2) November 3 at Carolina ... Returned after missing seven games due to a dislocated thumb January 2 vs. Pittsburgh.

EUROPEAN CAREER: 2004-05: Finished fifth on Modo of the Swedish Elite League in goals (nine-tie) and sixth in points (17-tie). **2003-04:** Finished fifth on Frolunda of the Swedish Elite League in goals (10-tie), fifth in assists (14-tie) and sixth in

HOMETOWN: Domsjo, Sweden

POSITION: Left Wing **SHOOTS:** Left

HEIGHT: 6-1 **WEIGHT:** 206

BORN: 3-01-84, Winnipeg, Manitoba

points (24) ... Finished second on the team during the playoffs in points (10), third in goals (4-tie), third in assists (6) and fourth in penalty minutes (14). **2002-03:** Played 45 games for Frolunda of the Swedish Elite League collecting 15 points (five goals, 10 assists) with 18 penalty minutes ... Played two games for Frolunda of the Swedish Junior League collecting two assists ... Played 16 Swedish Elite League playoff games collecting five points (two goals, three assists) with four penalty minutes. **2001-02:** Played 26 games for Frolunda of the Swedish Elite League collecting three assists with 14 penalty minutes ... Played 23 games for Frolunda of the Swedish Junior League collecting 38 points (21 goals, 17 assists) with 47 penalty minutes ... Played 10 Swedish Elite League playoff games collecting three points (one goal, two assists) ... Finished sixth on the team during the playoffs in assists (tie) ... Played two Swedish Junior League playoff games collecting two points (one goal, one assist) with two penalty minutes. **2000-01:** Played 23 games for Frolunda of the Swedish Junior League collecting 23 points (11 goals, 12 assists) with 15 penalty minutes ... Played six games for Frolunda 18 of the Swedish Junior League collecting six points (three goals, three assists) with nine penalty minutes ... Played three Swedish Junior League playoff games collecting one goal with two penalty minutes. **1999-2000:** Played eight games for Goteborg of the Swedish Junior League collecting 12 points (five goals, seven assists) ... Played 14 games for Frolunda 18 of Swedish Junior League collecting eight points (three goals, five assists) with 16 penalty minutes.

INTERNATIONAL CAREER: Played in nine games for Sweden at the 2007 World Championships ... Represented Sweden at the 2004 World Junior Championships ... Played six games for Sweden at the 2003 World Junior Championships collecting six points (four goals, two assists) with six penalty minutes.

BACKGROUND: Favorite vacation spot is Las Vegas ... Favorite television show is 24 and The Office ... Favorite food is pasta ... Non-sports idol is Stevie Wonder ... First job was picking up golf balls at a driving range ... Hobbies include golf and dogs ... Most memorable hockey moment was playing in the 2009 Stanley Cup Playoffs ... Put on his first pair of skates at age 2½ ... If he wasn't playing hockey, he would be a police officer ... Son of former NHLer Thomas Steen ... Alex and his wife Sofie have one son, Kingston and are expecting another son in September ... Involved in the "Amadeus Steen Foundation" which enhances the lives of the community's children and youth through non-clinical initiatives that seek to restore hope.

TRANSACTIONS: Nov. 24, 2008 - From Toronto along with Carlo Colaiacovo in exchange for Lee Stempniak ... June 22, 2002 - Toronto's first choice, 24th overall in 2002 Entry Draft.

The Players



CAREER HIGHLIGHTS:

MOST GOALS

GAME: 3 – Jan. 4, 2007 at Boston

MOST ASSISTS

GAME: 3 – March 6, 2008 at Boston

MOST POINTS

GAME: 5 – Jan. 4, 2007 at Boston

MOST PIM

GAME: 4 – Five Times – Last, Jan. 31, 2009 vs. Philadelphia

MOST SHOTS

GAME: 7 – March 12, 2008 at Philadelphia

CAREER PENALTY SHOTS:

NONE

FIRST NHL GAME:

Oct. 5, 2005 vs. Ottawa

FIRST NHL GOAL:

Oct. 8, 2005 vs. Montreal

FIRST GAME AS A BLUE:

Nov. 26, 2008 at Colorado

FIRST GOAL AS A BLUE:

Dec. 8, 2008 vs. Nashville

VERSUS NHL

TEAM	GP	G	A	PTS	PIM
Anaheim	5	1	0	1	0
Atlanta	13	5	4	9	8
Boston	27	5	9	14	16
Buffalo	23	8	10	18	10
Calgary	7	1	2	3	6
Carolina	13	5	5	10	4
Chicago	7	0	0	0	6
Colorado	6	0	2	2	2
Columbus	8	3	4	7	2
Dallas	5	0	1	1	0
Detroit	8	0	2	2	4
Edmonton	6	0	1	1	0
Florida	12	0	1	1	4
Los Angeles	4	0	0	0	4
Minnesota	5	1	1	2	2
Montreal	25	3	6	9	4
Nashville	6	1	1	2	0
New Jersey	12	3	2	5	4
NY Islanders	11	3	8	11	4
NY Rangers	15	1	1	2	8
Ottawa	25	4	5	9	10
Philadelphia	13	3	6	9	10
Phoenix	6	0	3	3	0
Pittsburgh	12	1	10	11	4
St. Louis	2	1	0	1	0
San Jose	4	0	4	4	4
Tampa Bay	14	3	2	5	2
Toronto	0	0	0	0	0
Vancouver	7	2	0	2	4
Washington	13	2	4	6	8
Total	314	56	94	150	130

LONGEST PERSONAL STREAKS:

GOALS:	2 (2X)	01/03/2009-01/09/2009 (2G)
ASSISTS:	4 (2X)	12/13/2008-12/20/2008 (5A)
POINTS:	6 (1X)	10/08/2005-10/20/2005 (3G-4A)
GAMES PLAYED:	170	01/02/2006-01/12/2008

CAREER STATS

Season	Club	League	REGULAR SEASON					PLAYOFFS				
			GP	G	A	PTS	PIM	GP	G	A	PTS	PIM
1999-2000	Goteburg	SWE JR.	8	5	7	12	0	—	—	—	—	—
	Frolunda 18	SWE JR.	14	3	5	8	16	—	—	—	—	—
2000-01	Frolunda	SWE JR.	23	11	12	23	15	3	1	0	1	2
	Frolunda 18	SWE JR.	6	3	3	6	9	—	—	—	—	—
2001-02	Frolunda	SWE	26	0	3	3	14	10	1	2	3	0
	Frolunda	SWE JR.	23	21	17	38	47	2	1	1	2	2
2002-03	Frolunda	SWE	45	5	10	15	18	—	—	—	—	—
	Frolunda	SWE JR.	2	0	2	2	0	—	—	—	—	—
	Sweden	WJC	6	4	2	6	6	—	—	—	—	—
2003-04	Frolunda	SWE	48	10	14	24	50	10	4	6	10	14
	Sweden	WJC	6	2	1	3	4	—	—	—	—	—
2004-05	Modo	SWE	50	9	8	17	26	6	1	0	1	4
2005-06	Toronto	NHL	75	18	27	45	42	—	—	—	—	—
2006-07	Toronto	NHL	82	15	20	35	26	—	—	—	—	—
	Sweden	WC	9	2	2	4	6	—	—	—	—	—
2007-08	Toronto	NHL	76	15	27	42	32	—	—	—	—	—
2008-09	Toronto	NHL	20	2	2	4	6	—	—	—	—	—
	St. Louis	NHL	61	6	18	24	24	4	0	1	1	0
NHL TOTALS			314	56	94	150	130	4	0	1	1	0
ST. LOUIS TOTALS			61	6	18	24	24	4	0	1	1	0



KEITH TKACHUK 7

HOMETOWN: Melrose, Massachusetts

POSITION: Left Wing **SHOOTS:** Left

HEIGHT: 6-2 **WEIGHT:** 235

BORN: 3-28-72, Melrose, Massachusetts

2008-09: Notched his 1,000th career point on Nov. 30 at Atlanta, becoming the 72nd National Hockey League player to reach this milestone and just the seventh US-born player ... Set a Blues franchise record by recording a goal in each of the team's first six games to start the season ... Registered three points (2g, 1a) on April 10 vs. Columbus, marking the first time that he has had three consecutive multiple-point games in one season since December 2005, when he had four straight three-point games for St. Louis ... Tied for eighth in the NHL with 14 power play goals ... Posted his 200th assist as a Blue on April 10 vs. Columbus ... Scored his 20th goal of the season on March 10 vs. Dallas marking the 15th time in his career that he has scored 20-or-more goals ... Passed Pierre Turgeon for seventh place on the Blues' all-time game-winning goals list when he scored his 26th game-winning goal as a Blue on Feb. 7 vs. Colorado ... Won 51.4% of his face-offs ... Ranked second on the team in power play goals (14), third in shots (185) third in goals (25) and fourth in points (49) ... Recorded his 600th penalty minute as a Blue on Feb. 12 at Nashville ... Played in his 1,100th NHL game on Jan. 29 vs. Ottawa ... Notched his 500th career assist on Jan. 19 at Boston ... Was named to the Western Conference All-Star Team for the fifth time in his career and the second time as a Blue ... Passed Garry Unger for fourth place on the Blues' all-time power play goal list by scoring his 87th career power play goal as a Blue on Jan. 3 vs. Columbus ... Posted a career-high eight-game goal streak (7 goals) from April 5, 2008-Oct. 22, 2008 ... Passed Red Berenson for 6th place on the Blues' all-time goals list on Oct. 11 at New York Islanders by scoring his 173rd goal as a Blue. **Playoffs:** Played in four games, registering two penalty minutes.

CAREER: **2007-08:** Scored his 500th career goal on April 6 at Columbus, becoming the 41st player in NHL history and fourth American-born player to score 500 goals ... Became the third player in NHL history to record 500 goals and over 2,000 penalty minutes ... Ranked third on the team with 58 points (27g, 31a) ... Ranked second on the team with 27 goals and third with 31 assists ... Skated in his 1,000th career NHL game on Dec. 1 vs. Chicago becoming the 224th player in NHL history and the 28th US-born player to skate in 1,000 career NHL games ... Recorded his 300th point as a Blue on Nov. 1 at Minnesota ... Posted a season-high four game point streak (1g, 3a) from Oct. 27 to Nov. 3 ... Registered his 2,100th penalty minute on March 1 vs. San Jose. **2006-07:** Played in a combined 79 games with St. Louis and Atlanta, recording 58 points (27g, 31a) along with 126 penalty minutes ... Played in his 900th career NHL game on Oct. 9 at Anaheim and scored his 900th NHL point on Jan. 13 vs. Los Angeles ... Notched 43 points (20 goals, 23 assists) in 61 games with St. Louis, ranking second on club in goals and points and led the team with eight power-play goals and 92 penalty minutes at the time of the trade. **Playoffs:** Skated in four games with the Thrashers, registering three points (1g, 2a) and 12 penalty minutes. **2005-06:** Played in 41 games, finishing fourth on the team in points (36), tied for second in goals (15) and tied for second in powerplay goals (10) ... Registered his 1,900th career penalty minute on April 1 at Nashville ... Posted a seven-game point streak from Nov. 25-Dec. 13, notching 15 points (8g, 7a) over the span ... Missed 41 games due to injuries. **2004-05:** Did Not Play. **2003-04:** Ranked first on the team and was ranked 19th in the NHL with 71 points (33g, 38a) ... Ranked first on the

team and was tied for 10th in the NHL with 33 goals ... Ranked third on the team with 38 assists ... Was tied for eighth in the NHL with eight game-winning goals ... Ranked second in the NHL with 18 power-play goals ... Ranked ninth in the NHL with 32 power-play points (18g, 14a) ... Ranked first on the team with 233 shots ... Notched the game-winning goal on March 16 at Los Angeles, marking the ninth time in his career he has posted 30-or-more goals in a season and his fourth consecutive season reaching the 30 goal mark ... Collected at least one point in 52 of his 75 games ... St. Louis recorded a 22-4-3-2 record when he notched a goal and went 32-11-7-2 when he scored a point ... Recorded 16 (8g, 8a) game-winning points ... Selected to his fourth NHL All-Star Team, recording an assist in the contest ... Recorded 17 multiple-point games, 15 two-point games, two three-point games ... Missed three games due to injury ... Served a three-game suspension from Nov. 15-19 ... Posted a three-game point streak from Oct 18-22, notching four points (1g, 3a) over the span ... Registered a three-game goal scoring streak from Nov. 4-8 (four goals over the span) ... Tied a franchise record by notching the game-winning goal for the third consecutive game on Nov. 8 vs. Florida ... Had an unsuccessful penalty shot on Nov. 22 vs. Dallas, his fourth career penalty shot ... He has one goal in the four penalty shot attempts ... Notched a goal with :29 seconds left in regulation on Nov. 25 vs. Boston to tie the game ... Posted a 13-game point streak from Dec. 2 to Jan. 3, collecting 21 points (7g, 14a) over the span ... Registered a goal on Jan. 29 vs. Vancouver, marking the 12th consecutive season he has notched 20-or-more goals in a season ... Posted a five-game assist streak from Jan. 13-21, collecting eight assists over the span ... Recorded his 400th career NHL goal on the power play on Oct. 12 at Colorado, becoming the 74th player in NHL history and the fifth U.S.-born player to reach the milestone ... Recorded his 1,800th career penalty minute on Nov. 13 at San Jose ... Skated in his 800th career NHL contest on Dec. 2 vs. LA ... Registered his 800th career NHL point on Jan. 13 at Montreal ... Notched a goal on the power play on Feb. 22 at Chicago, his 100th goal as a Blue ... Skated in his 200th game as a Blue on March 2 vs. Calgary ... Recorded his 200th point as a Blue on March 9 vs. NY Islanders ... Registered his 400th career NHL assist and his 100th assist as a Blue on March 20 at Dallas. **Playoffs:** Recorded a pair of assists along with 10 penalty minutes while averaging 19:18 minutes of ice time in five postseason contests. **2002-03:** Finished second on the team with 31 goals, marking the eighth time in his career and the third year in a row he has eclipsed the 30-goal mark ... Ranked sixth on the team with 55 points ... Finished first on the team and was tied for 10th in the NHL with 14 power-play tallies ... Ranked fourth on the club with 139 penalty minutes ... Collected his 1,700th career penalty minute on Dec. 17 at Los Angeles ... Tied a career-high six-game goal scoring streak from Jan. 28 to Feb. 11, collecting eight goals over the span ... Tied a career high point streak of 12 games from Jan. 28 to Feb. 23, notching 20 points (11g, 9a) over the span ... Served a four-game suspension from Feb. 27 to March 6 ... St. Louis posted a 14-5-5-0 mark when he notched a goal ... Missed 20 games due to injury. **Playoffs:** Played in seven games, notching four points (1g, 3a) ... Tallied his 50th career post season point and 150th career post season penalty minute in game five on April 18 at Vancouver ... Collected two power-play assists and one game-winning assist ... Tied for second on the club with 14 penalty minutes. **2001-02:** Tied for 12th in the NHL and ranked second



The Players

on the team with 75 points (38g, 37a) ... His 75 points marks the fifth time in his career he has collected 50-plus points in one season ... Tied for seventh in the NHL with 38 goals, marking the fifth time in his career he has recorded 30-plus goals in one season ... Ranked fifth among U.S.-born players with 367 career goals ... Ranked fourth in the NHL with 295 goals scored since the 1994-95 season ... Is tied for fifth with Jeremy Roenick with 129 power-play goals since the 1991-92 season ... Has posted 30-or-more assists in six of his last nine seasons ... Led the team and tied for eighth in the NHL with 13 power-play goals ... Scored 46 (28g, 18a) of his 75 points on home ice ... Ranked second on the team with 29 points (10g, 19a) on the road ... Ranked third on the team with 21 power-play points (13g, 8a) ... Collected 54 points (25g, 29a) at even strength ... Tied for ninth in the NHL with seven game-winning goals ... Finished third on the club with 117 penalty minutes ... Led the club with 244 shots on goal ... Recorded 21 two-point games; 17 two-point games, five three-point games ... Recorded his 700th NHL point on April 5 vs. Chicago ... Played in his 700th NHL game while registering a goal and a pair of assists on Jan. 21 at Boston ... Posted a plus-or-even rating in 55 of the 73 games he played in, and tied for second on the team with a plus 21 ranking ... **Playoffs:** Finished tied for second on the team with 10 points (5g, 5a) ... Recorded his first career post-season hat trick on May 7 vs. Detroit ... Three of his five assists came on the power play. **2000-01:** Traded to the Blues from Phoenix in exchange for Michal Handzus, Ladislav Nagy, Jeff Taffe and the Blues' first-round selection in the 2002 Entry Draft on March 13 ... Played in the final 12 games, collecting eight points (6g, 2a) ... Recorded 29 goals and 42 assists for 71 points in 64 games with Phoenix, prior to the trade ... Scored 35 goals, marking the sixth time in his career he has recorded 30-or-more goals in a season ... His 79 points ranked second on the team and tied for 21st in the NHL ... His 35 goals tied for 19th in the league ... Played in his 600th career NHL game on Nov. 30 at Dallas ... Posted his 300th career NHL assist on March 10 vs. Montreal ... Ranks second in Phoenix/Winnipeg organization history with 323 goals and third with 623 points. **1999-2000:** Finished fourth on the team in goals with 22 and third with five power-play goals ... The Coyotes recorded a 16-1-1 record when he scored a goal and an 18-4-2 mark when he registered a point ... Scored his first penalty shot goal on Jan. 12 vs. Pittsburgh (J. Aubin) ... Missed 38 games due to injury and two for a suspension. **1998-99:** Ranked 24th in the NHL in points with 68, 15th with 36 goals and third with 12 shorthanded goals ... Led the Coyotes in goal scoring for the fourth consecutive season and fifth time in his career with 36 goals ... Led the club in power-play goals (11), game-winning goals (seven) and shots (258) ... Finished second on the team with 151 penalty minutes ... Set a career high with a plus-22 rating ... Registered four assists, including his 500th career NHL point at Edmonton on March 30 ... Posted a career-high 11 shots on goal on March 23 at Dallas ... Recorded his eighth career hat-trick on March 7 vs. Nashville ... Appeared in his 500th career NHL game on Feb. 20 at Florida ... Represented North America at his third consecutive All-Star Game ... Missed 12 games due to injuries. **1997-98:** Led the Coyotes in scoring for the fourth time in five seasons and has recorded 40 goals in a season for the fourth time in his career ... Ranked sixth in the NHL with 40 goals ... Posted his 200th career NHL assist on Jan. 26 vs. Vancouver ... Played for North America, making his second consecutive All-Star appearance, collecting two goals and one assist ... Notched his fifth career hat-trick on Dec. 1 at Florida ... Registered his 200th career NHL goal on Oct. 26 vs. Buffalo ... Played in his 400th career NHL game on Oct. 29 at Edmonton ... Missed seven games with a fractured rib. **1996-97:** Became the first U.S.-born player to lead the NHL in goals (52), establishing a career-high ... Became the fourth player in NHL history to record 50 goals and 200 penalty minutes ... Led the team in penalty minutes (228) ... Ranked first on the club and seventh in the NHL with seven game-winning goals ... Recorded his 50th goal on April 6 at Colorado and was the first player in the NHL to hit the 50-goal mark that season ... Scored four goals in one game for the first time in his career on March 20 at Chicago ... Played in his first NHL All-Star Game. **1995-96:** Was chosen as the NHL's top left-winger by The Sporting News ... Tied for seventh in the NHL with 50 goals ... Finished 15th in the NHL with 98 points, while ranking second in the league with 20 power play tallies ... Set career-highs in all offensive categories ... Led the club with a plus 11 rating ... Played in his 300th career NHL game on March 27 at

Colorado ... Named player of the week for the week of March 25, collecting 10 points (5g, 5a) over the span ... Registered his 50th goal of the season on April 5 vs. Los Angeles. **1994-95:** Played in all 48 games during the shortened season ... Ranked second on team with 51 points ... Tied for second on the team with three shorthanded assists ... Ranked second on the club with 22 goals ... Had a five-point game on April 7 vs. Vancouver, recording two goals and three assists ... Led the team with 152 penalty minutes. **1993-94:** Was named captain of the Jets on Nov. 6 ... Led the club in points with 81 (41g, 40a) ... Scored 22 power-play goals, ranking fifth in the NHL ... Ranked second on the club with three shorthanded goals ... Was the only Jet to play in all 84 games ... Ranked second on the team with 255 penalty minutes ... Named NHL Player of the Week for the week ending Dec. 5, recording 11 points over the span ... Notched his 100th career NHL point on Dec. 20 vs. Anaheim ... Registered his first career hat-trick on Oct. 23 at Philadelphia. **1992-93:** Set career-highs in all offensive categories, goals (28), assists (23) and points (51) ... Played in 83 games, missing one due to injury ... Posted a 12-game scoring streak, recording 13 points over the span ... Recorded four goals in four post-season contests. **1991-92:** Joined the Jets in February, following his stint with the U.S. Junior National Team and 1992 Olympic Team ... Played in his first NHL game and notched his first NHL point/assist on Feb. 28 vs. Vancouver ... Recorded his first NHL goal on March 8 vs. Minnesota.

INTERNATIONAL CAREER: Skated in his fourth Winter Olympic Games in Torino, Italy for Team USA ... Was named to the 2004 United States World Cup Team, collecting six points (5g, 1a) in five matches played, including a four-goal performance versus Russia on Sept. 7 ... Captured a silver medal at the 2002 Olympic Winter Games in Salt Lake City, representing Team USA ... Represented Team USA at the 1998 Winter Olympics in Nagano ... Represented the U.S. at the World Cup of Hockey in 1996, serving as an assistant captain and captured the championship ... Finished third in the tournament at the World Cup with five goals and ranked eighth with six points ... Helped Team USA to a fourth-place finish at the 1992 Olympic Games in Albertville, France ... Played 45 games for the U.S. National Team, collecting 20 points (10g, 10a).

COLLEGE CAREER: Spent one season at Boston University ... Scored 40 points (17g, 23a) in 37 contests ... Named to Hockey East All-Rookie Team (1990-91) ... Helped the Terriers reach the NCAA Finals.

BACKGROUND: Nickname is "Walt" ... Favorite movie is "Slap Shot" ... First cousin of exNHLer forward Tom Fitzgerald ... Was teammates and roommates with ex-Blue Dallas Drake in Winnipeg and Phoenix ... Most memorable hockey moments are winning the 2002 silver medal at the Olympics and winning the 1996 World Cup of Hockey ... Is a golf and Boston Red Sox fanatic ... Played in the Fleet Boston Classic with PGA Seniors David Stockton and Rocky Thompson ... Started "Ktchuk's Corner" which he donates season tickets to various non-profit organizations ... Is passionate about youth hockey...Spends his summer in Cape Cod ... Keith and his wife, Chantal, have three children: Matthew, Braeden, and Taryn.

TRANSACTIONS: June 30, 2007 - Signed by St. Louis ... June 26, 2007 - Rights traded to St. Louis from Atlanta along with a conditional 4th round draft choice in 2008 in exchange for a conditional 1st round draft choice in 2008 (previously acquired from Atlanta on Feb. 25, 2007). Feb. 25, 2007 - Traded to Atlanta for a first round draft choice in 2007 (traded to Calgary for their 18th choice which the Blues drafted Ian Cole), a third round draft choice in 2007 (Brett Sonne), a second round draft choice in 2008 and forward Glen Metropolit ... March 13, 2001 - Traded to St. Louis from Phoenix in exchange for Michal Handzus, Ladislav Nagy, Jeff Taffe and the Blues' 2002 first round draft selection (Ben Eager) ... June 16, 1990 - Winnipeg's first-round selection, 19th overall.



KEITH TKACHUK

VERSUS NHL

TEAM	GP	G	A	PTS	PIM
Anaheim	54	27	22	49	120
Atlanta	8	5	4	9	28
Boston	25	14	18	32	31
Buffalo	23	13	13	26	60
Calgary	60	27	24	51	122
Carolina	25	10	9	19	31
Chicago	77	33	33	66	171
Colorado	52	25	27	52	84
Columbus	45	23	21	44	38
Dallas	62	32	25	57	159
Detroit	78	32	25	57	168
Edmonton	59	25	26	51	81
Florida	20	13	7	20	59
Los Angeles	62	26	27	53	123
Minnesota	23	6	8	14	43
Montreal	20	7	12	19	70
Nashville	46	17	23	40	76
New Jersey	19	7	6	13	28
NY Islanders	21	12	9	21	59
NY Rangers	19	9	6	15	32
Ottawa	23	8	13	21	14
Philadelphia	21	15	13	28	41
Phoenix	21	9	9	18	45
Pittsburgh	22	12	8	20	51
St. Louis	39	16	15	31	60
San Jose	64	33	31	64	119
Tampa Bay	25	13	13	26	20
Toronto	37	20	13	33	90
Vancouver	61	24	36	60	128
Washington	23	12	12	24	12
Total	1134	525	508	1033	2163

CAREER HIGHLIGHTS:

MOST GOALS

GAME: 4 – Twice – Last, March 20, 1997 at Chicago

MOST ASSISTS

GAME: 5 – Feb. 23, 2001 at Buffalo

MOST POINTS

GAME: 5 – 4 Times – Last, Feb. 23, 2001 at Buffalo

MOST PIM

GAME: 26 – Jan. 15, 1997 at Buffalo

MOST SHOTS

GAME: 11 – March 23, 1999 vs. Dallas

CAREER HAT-TRICKS:

9 – Last, Dec. 20, 2000 vs. Calgary

CAREER PENALTY SHOTS:

5 (1 Goal) – Last, March 11, 2006 vs. Los Angeles (Mathieu Garon – Save)

FIRST NHL GAME:

Feb. 28, 1992 at Vancouver

FIRST NHL GOAL:

March 18, 1992 at Minnesota

FIRST GAME AS A BLUE:

March 14, 2001 at Minnesota

FIRST GOAL AS A BLUE:

March 17, 2001 at Calgary





The Players



LONGEST PERSONAL STREAKS:

GOALS:	8 (1X)	04/05/2008-10/22/2008 (10G)
ASSISTS:	6 (1X)	02/13/2003-02/23/2003 (7A)
POINTS:	13 (1X)	12/02/2003-01/03/2004 (7G-14A)
GAMES PLAYED:	201	11/14/1992-10/09/1995

CAREER STATS

Season	Club	League	GP	REGULAR SEASON				PLAYOFFS				
				G	A	PTS	PIM	GP	G	A	PTS	PIM
1990-91	Boston U.	H-East	36	17	23	40	70	—	—	—	—	—
1991-92	United States	Nat-Team	45	10	10	20	141	—	—	—	—	—
	United States	Olympics	8	1	1	2	12	—	—	—	—	—
	Winnipeg	NHL	17	3	5	8	28	7	3	0	3	30
1992-93	Winnipeg	NHL	83	28	23	51	201	6	4	0	4	14
1993-94	Winnipeg	NHL	84	41	40	81	255	—	—	—	—	—
1994-95	Winnipeg	NHL	48	22	29	51	152	—	—	—	—	—
1995-96	Winnipeg	NHL	76	50	48	98	156	6	1	2	3	22
	United States	World Cup	7	5	1	6	44	—	—	—	—	—
1996-97	Phoenix	NHL	81	52	34	86	228	7	6	0	6	7
1997-98	Phoenix	NHL	69	40	26	66	147	6	3	3	6	10
	United States	Olympics	4	0	2	2	6	—	—	—	—	—
1998-99	Phoenix	NHL	68	36	32	68	151	7	1	3	4	13
1999-2000	Phoenix	NHL	50	22	21	43	82	5	1	1	2	4
2000-01	Phoenix	NHL	64	29	42	71	108	—	—	—	—	—
	St. Louis	NHL	12	6	2	8	14	15	2	7	9	20
2001-02	St. Louis	NHL	73	38	37	75	117	10	5	5	10	18
	United States	Olympics	5	2	0	2	2	—	—	—	—	—
2002-03	St. Louis	NHL	56	31	24	55	139	7	1	3	4	14
2003-04	St. Louis	NHL	75	33	38	71	83	5	0	2	2	10
	United States	World Cup	5	5	1	6	23	—	—	—	—	—
2004-05		Did Not Play										
2005-06	St. Louis	NHL	41	15	21	36	46	—	—	—	—	—
2006-07	St. Louis	NHL	61	20	23	43	92	—	—	—	—	—
	Atlanta	NHL	18	7	8	15	34	4	1	2	3	12
2007-08	St. Louis	NHL	79	27	31	58	69	—	—	—	—	—
2008-09	St. Louis	NHL	79	25	24	49	61	4	0	0	0	2
NHL TOTALS			1134	525	508	1033	2163	89	28	28	56	176
ST. LOUIS TOTALS			476	195	200	395	621	41	8	17	25	64



MIKE
WEAVER **43**

2008-09: Made his Blues debut on Oct. 11 at NY Islanders ... Tallied his first point (assist) as a Blue on Oct. 16 vs. Dallas ... Played in a career-high 58 games ... Posted a plus-or-even rating in 45 of his 58 games ... Registered his 100th career penalty minute on Feb. 16 vs. New York Rangers. **Playoffs:** Made his postseason debut on April 15 at Vancouver.

CAREER: 2007-08: Played in 55 games with the Vancouver Canucks, registering one assist, 33 penalty minutes and a plus-one rating. **2006-07:** Played the majority of the season with Los Angeles, tying a career-high nine points (3g, 6a) ... Scored his first NHL goal on Feb. 6, 2007 at Tampa Bay ... Appeared in seven games with the Manchester Monarchs (AHL), recording four points (1g, 3a) along with two penalty minutes. **2005-06:** In his first season as a King appeared in 53 games averaging 15:03 of ice time/game ... Played in the first 12 games of the season before sustaining a broken right foot after blocking a shot in practice that sidelined him for seven games ... Returned to the lineup vs. Vancouver on 11/17/05 and played in 19 of the next 21 games before suffering a hip flexor injury that shelved him for six contests ... Missed an additional 16 games due to coach's decision ... Had three assists (0-3+3) and a plus-3 rating in 14 December games ... Recorded three assists in a five-game stretch that lasted from 12/21-12/29/05 ... Played in his 100th NHL game at St. Louis on 3/1/06 ... Had the primary assist on Luc Robitaille's franchise record 551st goal as a King vs. Atlanta on 1/19/06. **2004-05:** Led the Kings' AHL affiliate of Manchester and finished third in the AHL with a +35 rating ... Placed third in scoring among Monarchs defensemen with 23 points (Denis Grebeshkov/49 points; Tim Gleason/24 points) ... Appeared in 79 games, the most by any of the club's blueliners. **2003-04:** Spent the season with the Chicago Wolves of the AHL ... Ranked second on the team with a +21 rating ... Was a "plus" or "even" in 64 of 78 regular season games ... Was recalled 2/9/04 to Atlanta for one game (no points). **2002-03:** Split the season between Atlanta and Chicago (AHL) ... Began the season in the AHL and was recalled to the Thrashers 10/30/02 ... Was reassigned 2/11/03 ... Recorded his first NHL points of the campaign with a pair of assists 11/28/02 vs. the New

HOMETOWN: East Lansing, Michigan

POSITION: Defenseman **SHOOTS:** Right

HEIGHT: 5-9 **WEIGHT:** 186

BORN: 5-2-78, Bramalea, Ontario

York Rangers ... Set career highs for points (5) and games (40) with Atlanta. **2001-02:** Spent the bulk of his second pro season with Chicago (AHL) ... Was recalled on three occasions making his NHL debut 11/27/01 at Montreal ... Recorded his first NHL point with an assist 12/1/01 at Florida ... Member of the AHL Calder Cup Champion Chicago Wolves. **2000-01:** In his first pro season played in the IHL for Orlando and helped them win the Turner Cup ... Led the IHL with a +20 during the regular season.

COLLEGE CAREER: 1996-2000: Played in a total of 163 games at Michigan State totaling 48 points (5g, 43a).

BACKGROUND: Hockey hero growing up was Wayne Gretzky ... Put on his first pair of skates at age three ... Best hockey moment was winning the Turner Cup and Calder Cup ... Ultimate golf foursome would include Bill Clinton, Steve Jobs and Jennifer Aniston ... Favorite movie is Illusionist ... Favorite actor is Matthew McConaughey and favorite actress is Jennifer Aniston ... Mike and his wife Rhianna have one son, Owen.

TRANSACTIONS: July 10, 2008 - Signed by St. Louis as a free agent ... Oct. 2, 2007 - Claimed on waivers by Vancouver from Pittsburgh ... Aug. 8, 2007 - Signed as a free agent by Pittsburgh ... July 16, 2004 - Signed as a free agent by Los Angeles ... June 15, 2000 - Signed as a free agent by Atlanta.



The Players



CAREER HIGHLIGHTS:

MOST GOALS

GAME: 1 – Three Times – Last,
March 23, 2007 at Chicago

MOST ASSISTS

GAME: 2 – Nov. 28, 2002 vs.
N.Y. Rangers

MOST POINTS

GAME: 2 – Twice – Last,
Feb. 6, 2007 at Tampa Bay

MOST PIM

GAME: 15 – Feb. 16, 2008
vs. Edmonton

MOST SHOTS

GAME: 6 – Nov. 21, 2007
at Minnesota

CAREER PENALTY SHOTS:

NONE

FIRST NHL GAME:

Nov. 27, 2001 at Montreal

FIRST NHL GOAL:

Feb. 6, 2007 at Tampa Bay

FIRST GAME AS A BLUE:

Oct. 11, 2008 at N.Y. Islanders

FIRST GOAL AS A BLUE:

None

VERSUS NHL

TEAM	GP	G	A	PTS	PIM
Anaheim	18	0	1	1	12
Atlanta	2	0	1	1	0
Boston	6	0	1	1	8
Buffalo	2	0	1	1	2
Calgary	16	0	3	3	2
Carolina	8	0	0	0	2
Chicago	12	1	0	1	4
Colorado	14	0	4	4	4
Columbus	10	1	0	1	2
Dallas	17	0	4	4	6
Detroit	9	0	0	0	4
Edmonton	16	0	2	2	25
Florida	9	0	1	1	4
Los Angeles	5	0	0	0	0
Minnesota	10	0	0	0	0
Montreal	5	0	0	0	0
Nashville	8	0	1	1	0
New Jersey	1	0	0	0	0
NY Islanders	5	0	0	0	0
NY Rangers	5	0	2	2	6
Ottawa	5	0	0	0	2
Philadelphia	7	0	2	2	2
Phoenix	16	0	1	1	6
Pittsburgh	3	0	0	0	0
St. Louis	6	0	1	1	0
San Jose	19	0	1	1	4
Tampa Bay	6	1	2	3	0
Toronto	6	0	0	0	4
Vancouver	9	0	1	1	4
Washington	7	0	0	0	2
Total	262	3	29	32	105

LONGEST PERSONAL STREAKS:

GOALS:	1 (3X)	03/23/2007 (1G)
ASSISTS:	3 (1X)	12/28/2005-01/14/2006 (3A)
POINTS:	3 (1X)	12/28/2005-01/14/2006 (0G, 3A)
GAMES PLAYED:	37	10/31/2002-01/19/2003

CAREER STATS

Season	Club	League	REGULAR SEASON				PLAYOFFS				PTS	PIM
			GP	G	A	PTS	GP	G	A	PTS		
1996-97	Michigan State	NCAA	39	0	7	7	46	—	—	—	—	—
1997-98	Michigan State	NCAA	44	4	22	26	68	—	—	—	—	—
1998-99	Michigan State	NCAA	42	1	6	7	54	—	—	—	—	—
1999-2000	Michigan State	NCAA	38	0	8	8	34	—	—	—	—	—
2000-01	Orlando	IHL	68	0	8	8	34	16	0	2	2	8
2001-02	Atlanta	NHL	16	0	1	1	10	—	—	—	—	—
2002-03	Chicago	AHL	58	2	8	10	67	25	1	3	4	21
	Atlanta	NHL	40	0	5	5	20	—	—	—	—	—
2003-04	Chicago	AHL	33	2	2	4	32	9	0	3	3	4
	Atlanta	NHL	1	0	0	0	0	—	—	—	—	—
2004-05	Manchester	AHL	78	3	14	17	89	9	2	2	4	20
2005-06	Los Angeles	NHL	53	0	9	9	14	—	—	—	—	—
2006-07	Los Angeles	NHL	39	3	6	9	16	—	—	—	—	—
2007-08	Manchester	AHL	7	1	3	4	2	—	—	—	—	—
	Vancouver	NHL	55	0	1	1	33	—	—	—	—	—
2008-09	St. Louis	NHL	58	0	7	7	12	4	0	0	0	0
NHL TOTALS			262	3	29	32	105	4	0	0	0	0
ST. LOUIS TOTALS			58	0	7	7	12	4	0	0	0	0



BRAD WINCHESTER 15

2008-09: Registered career highs in games played (64), goals (13), assists (8), points (21) and penalty minutes (89) ... Posted a plus-or-even rating in 52 of the 64 games he has played in ... Registered his 200th career penalty minute on Jan. 15 vs. Colorado ... Notched a goal and scored the game-winning shootout goal in his first career shootout attempt en route to the game's 1st star in a 3-2 win on Dec. 27 vs. San Jose ... Scored his first two goals as a member of the Blues on Dec. 13 at San Jose, marking the second time in his career that he has notched a two-goal game ... Made his Blues debut on Nov. 21 vs. Anaheim, notching an assist ... Played in 13 games with Peoria, recording six points (4g, 2a) and 46 penalty minutes. **Playoffs:** Made his Blues postseason debut on April 15 at Vancouver.

CAREER: **2007-08:** Skated in 41 games with the Stars, registering three points (1g, 2a) along with 46 penalty minutes. **Playoffs:** Played in six games with Dallas, registering eight penalty minutes. **2006-07:** Appeared in his second NHL season and first full NHL campaign ... In 59 games, collected nine points (4-5-9) with 86 penalty minutes ... Netted his first NHL goal on Nov. 7 at Montreal ... Netted his first career two-goal game on Nov. 12 at St. Louis ... Registered a career-high 22 PIM on March 12 at Los Angeles. **2005-06:** split the season between Edmonton and the AHL's Hamilton Bulldogs ... Was a plus or even player in 15 of his 19 games with the Oilers ... Averaged a-point-a-game with 40 points (26-14-40) in 40 games with Hamilton ... Ranked first in Hamilton in goals and power play goals (16) ... Made his NHL debut on Oct. 10 at Anaheim ... Notched his first NHL point with an assist on Apr. 3 vs. Phoenix ... Tied for 14th among NHL rookies in points, was 11th in goals and first in game-winners (1). **Playoffs:** Played in 10 playoff games during Edmonton's run to the Stanley Cup Finals ... Notched two assists in Game Three vs. Detroit in the first

HOMETOWN: Madison, Wisconsin

POSITION: Left Wing **SHOOTS:** Left

HEIGHT: 6-5 **WEIGHT:** 231

BORN: 3-1-81, Madison, Wisconsin

round (a 4-3 double-OT win).

MINOR CAREER: **2004-05:** Finished third on the Edmonton Roadrunners in points (40) in 76 games and tied for the team lead in goals (22). **2003-04:** Appeared in 65 games with Toronto of the American Hockey League and registered 13 goals and six assists for 19 points.

COLLEGE CAREER: Played four seasons with the University of Wisconsin of the Western Collegiate Hockey Association (WCHA) from 1999 - 2003...In 141 career games with the Badgers, tallied 35 goals and 24 assists for 59 points with 228 penalty minutes.

JUNIOR CAREER: Spent two seasons as a member of the United States Development Program, playing for the U.S. National Under-18 Team from 1997-1999 ... Recorded 89 points (43-46-89) with 265 penalty minutes in 139 games for the national program.

INTERNATIONAL CAREER: Was a member of Team USA at the 2000 World Junior Hockey Championships in Sweden.

BACKGROUND: Nickname is "Winnie" ... Lists his first job as mowing lawns ... His favorite sports growing up (outside of hockey) were baseball and tennis ... His favorite movie is Top Gun ... Lists his most memorable moment as playing in the Stanley Cup Playoffs in 2009.

TRANSACTIONS: July 16, 2008 - Signed by St. Louis as a free agent ... July 6, 2007 - Signed by Dallas as a free agent ... June 24, 2000 - Edmonton's second round selection, 35th overall in the 2000 Entry Draft.



The Players



CAREER HIGHLIGHTS:

MOST GOALS

GAME: 2 – Twice – Last,
Dec. 13, 2008 at San Jose

MOST ASSISTS

GAME: 1 – 16 Times – Last,
April 2, 2009 at Detroit

MOST POINTS

GAME: 2 – Three Times – Last,
Feb. 12, 2009 at Nashville

MOST PIM

GAME: 22 – March 12, 2007
at Los Angeles

MOST SHOTS

GAME: 5 – Twice – Last,
Jan. 31, 2009 vs. Philadelphia

CAREER PENALTY SHOTS:

NONE

FIRST NHL GAME:

Oct. 10, 2005 at Anaheim

FIRST NHL GOAL:

Nov. 7, 2006 at Montreal

FIRST GAME AS A BLUE:

Nov. 21, 2008 vs. Anaheim

FIRST GOAL AS A BLUE:

Dec. 13, 2008 at San Jose

VERSUS NHL

TEAM	GP	G	A	PTS	PIM
Anaheim	11	0	1	1	25
Atlanta	1	0	0	0	0
Boston	3	2	0	2	5
Buffalo	0	0	0	0	0
Calgary	12	0	0	0	11
Carolina	2	1	0	1	4
Chicago	10	0	1	1	9
Colorado	15	0	1	1	25
Columbus	9	2	3	5	13
Dallas	8	1	1	2	16
Detroit	11	0	1	1	8
Edmonton	5	0	0	0	0
Florida	1	0	1	1	0
Los Angeles	10	0	1	1	36
Minnesota	12	1	0	1	6
Montreal	1	1	0	1	9
Nashville	13	1	1	2	11
New Jersey	2	0	0	0	0
NY Islanders	1	0	0	0	2
NY Rangers	2	0	0	0	2
Ottawa	3	1	0	1	0
Philadelphia	2	0	1	1	4
Phoenix	16	2	1	3	35
Pittsburgh	0	0	0	0	0
St. Louis	8	2	1	3	11
San Jose	9	3	1	4	6
Tampa Bay	2	0	0	0	0
Toronto	0	0	0	0	0
Vancouver	12	0	0	0	4
Washington	2	1	1	2	0
Total	183	18	16	34	242

LONGEST PERSONAL STREAKS:

GOALS:	1 (16X)	04/07/2009 (1G)
ASSISTS:	2 (1X)	04/01/2009-04/02/2009 (2A)
POINTS:	2 (5X)	04/01/2009-04/02/2009 (0G, 2A)
GAMES PLAYED:	58	12/06/2008-04/12/2009

CAREER STATS

Season	Club	League	REGULAR SEASON					PLAYOFFS				
			GP	G	A	PTS	PIM	GP	G	A	PTS	PIM
1997-98	US Jr. Nat. Team	USHL	5	2	1	3	6	—	—	—	—	—
	US Nat Under-18	NAHL	40	11	17	28	84	—	—	—	—	—
1998-99	US Jr. Nat. Team	USHL	48	14	23	37	103	—	—	—	—	—
1999-2000	Univ. of Wisconsin	NCAA	33	9	9	18	48	—	—	—	—	—
2000-01	Univ. of Wisconsin	NCAA	41	7	9	16	71	—	—	—	—	—
2001-02	Univ. of Wisconsin	NCAA	38	14	20	34	38	—	—	—	—	—
2002-03	Univ. of Wisconsin	NCAA	38	10	6	16	58	—	—	—	—	—
2003-04	Toronto	AHL	65	13	6	19	85	3	0	0	0	2
2004-05	Edmonton	AHL	76	22	18	40	143	—	—	—	—	—
2005-06	Edmonton	NHL	19	0	1	1	21	10	1	2	3	4
	Hamilton	AHL	40	26	14	40	118	—	—	—	—	—
2006-07	Edmonton	NHL	59	4	5	9	86	—	—	—	—	—
2007-08	Dallas	NHL	41	1	2	3	46	6	0	0	0	8
	Iowa	AHL	1	0	0	0	2	—	—	—	—	—
2008-09	St. Louis	NHL	64	13	8	21	89	4	0	0	0	10
	Peoria	AHL	13	4	2	6	46	—	—	—	—	—
NHL TOTALS			183	18	16	34	242	20	1	2	3	22
ST. LOUIS TOTALS			64	13	8	21	89	4	0	0	0	10





WHATEVER IT TAKES.

FREE CHECKING
ONLINE BANKING
ONLINE STATEMENTS
MORTGAGES
BUSINESS BANKING
COMMERCIAL LOANS

OFFICIAL BANK



PEOPLES NATIONAL BANK

16 LOCATIONS

St. Louis, Metro and Southern Illinois

WWW.PEOPLESNATIONALBANK.COM

MEMBER
FDIC





**DEREK
ARMSTRONG**

POSITION: Center **SHOOTS:** Right


HEIGHT: 6-0 **WEIGHT:** 197

BORN: 4-23-73, Ottawa, Ontario

ACQUIRED: Signed as a free agent, 9-8-09

CAREER STATS

CAREER STATS			REGULAR SEASON					PLAYOFFS				
Season	Club	League	GP	G	A	PTS	PIM	GP	G	A	PTS	PIM
1990-91	Sudbury	OHL	2	0	2	2	0	—	—	—	—	—
1991-92	Sudbury	OHL	66	31	54	85	22	9	2	2	4	2
1992-93	Sudbury	OHL	66	44	62	106	56	14	9	10	19	26
1993-94	N.Y. Islanders	NHL	1	0	0	0	0	—	—	—	—	—
1994-95	Salt Lake	IHL	76	23	35	58	61	—	—	—	—	—
1994-95	Denver	IHL	59	13	18	31	65	6	0	2	2	0
1995-96	N.Y. Islanders	NHL	19	1	3	4	13	—	—	—	—	—
1996-97	Worcester	AHL	51	11	15	26	33	4	2	1	3	0
1996-97	N.Y. Islanders	NHL	50	6	7	13	33	—	—	—	—	—
1997-98	Utah	IHL	17	4	8	12	10	6	0	4	4	4
1997-98	Ottawa	NHL	9	2	0	2	9	—	—	—	—	—
1998-99	Hartford	AHL	54	16	30	46	40	15	2	6	8	22
1998-99	Detroit	IHL	10	0	1	1	2	—	—	—	—	—
1998-99	N.Y. Rangers	NHL	3	0	0	0	0	—	—	—	—	—
1999-2000	Hartford	AHL	59	29	51	80	73	7	5	4	9	10
1999-2000	N.Y. Rangers	NHL	1	0	0	0	0	—	—	—	—	—
2000-01	Hartford	AHL	77	28	54	82	101	23	7	16	23	24
2000-01	N.Y. Rangers	NHL	3	0	0	0	0	—	—	—	—	—
2001-02	Bern	Swiss-A	75	32	69	101	73	5	0	6	6	6
2002-03	Los Angeles	NHL	66	12	26	38	30	—	—	—	—	—
2003-04	Manchester	AHL	2	3	0	3	4	—	—	—	—	—
2003-04	Los Angeles	NHL	57	14	21	35	33	—	—	—	—	—
2004-05	Rapperswil-Jona	Swiss-A	12	7	10	17	22	—	—	—	—	—
2005-06	Los Angeles	NHL	62	13	28	41	46	—	—	—	—	—
2006-07	Los Angeles	NHL	67	11	33	44	62	—	—	—	—	—
2007-08	Los Angeles	NHL	77	8	27	35	63	—	—	—	—	—
2008-09	Los Angeles	NHL	56	5	4	9	63	—	—	—	—	—
NHL TOTALS			471	72	149	221	353					



**BRENDAN
BELL**

POSITION: Defenseman **SHOOTS:** Left

HEIGHT: 6-1 **WEIGHT:** 215

BORN: 3-31-83, Ottawa, Ontario

ACQUIRED: Signed as a free agent, 7-31-09

CAREER STATS

CAREER STATS			REGULAR SEASON					PLAYOFFS				
Season	Club	League	GP	G	A	PTS	PIM	GP	G	A	PTS	PIM
1999-2000	Ottawa	OHL	48	1	32	33	34	5	0	1	1	4
2000-01	Ottawa	OHL	68	7	32	39	59	20	1	11	12	22
2001-02	Ottawa	OHL	67	10	36	46	56	13	2	5	7	25
2002-03	Ottawa	OHL	55	14	39	53	46	23	8	19	27	25
2003-04	St. John's	AHL	74	7	18	25	72	—	—	—	—	—
2004-05	St. John's	AHL	75	6	25	31	57	5	0	1	1	2
2005-06	Toronto	NHL	1	0	0	0	0	—	—	—	—	—
	Toronto	AHL	70	6	37	43	99	5	0	4	4	10
2006-07	Toronto	NHL	31	1	4	5	19	—	—	—	—	—
	Phoenix	NHL	14	0	2	2	8	—	—	—	—	—
2007-08	Phoenix	NHL	2	0	0	0	0	—	—	—	—	—
	San Antonio	AHL	69	7	24	31	80	7	2	5	7	10
2008-09	Ottawa	NHL	53	6	15	21	24	—	—	—	—	—
	Binghamton	AHL	15	6	9	15	12	—	—	—	—	—
NHL TOTALS			101	7	21	28	51	—	—	—	—	—



Minor Pro



BEN BISHOP

POSITION: Goaltender **CATCHES:** Left


HEIGHT: 6-7 **WEIGHT:** 215

BORN: 11-21-86, Denver, Colorado

DRAFTED: 3rd Round, 85th Overall, 7-30-05

CAREER STATS:

CAREER STATS:			REGULAR SEASON								PLAYOFFS						
Season	Club	League	GP	W	L	T	MINs	GA	SO	AVG	GP	W	L	MINs	GA	SO	AVG
2004-05	Texas	NAHL	45	35	8	0	2577	83	5	1.93	11	9	2	660	30	0	2.73
2005-06	Maine	NCAA	31	21	8	2	1788	68	0	2.28	—	—	—	—	—	—	—
2006-07	Maine	NCAA	34	21	9	2	1906	68	3	2.14	—	—	—	—	—	—	—
2007-08	Maine	NCAA	34	13	18	3	1972	80	2	2.43	—	—	—	—	—	—	—
	Peoria	AHL	5	2	2	1	302	12	0	2.38	—	—	—	—	—	—	—
2008-09	St. Louis	NHL	6	1	1	1	245	12	0	2.94	—	—	—	—	—	—	—
	Peoria	AHL	33	15	16	1	1898	89	1	2.81	—	—	—	—	—	—	—
NHL TOTALS			6	1	1	1	245	12	0	2.94	—	—	—	—	—	—	—
ST. LOUIS TOTALS			6	1	1	1	245	12	0	2.94	—	—	—	—	—	—	—



ADAM CRACKNELL

POSITION: Right Wing **SHOOTS:** Right

HEIGHT: 6-2 **WEIGHT:** 210

BORN: 7-15-85, Prince Albert, Saskatchewan

ACQUIRED: Signed as a free agent, 7-23-09

CAREER STATS

CAREER STATS			REGULAR SEASON					PLAYOFFS				
Season	Club	League	GP	G	A	PTS	PIM	GP	G	A	PTS	PIM
2002-03	Kootenay	WHL	67	7	4	11	37	11	0	0	0	2
2003-04	Kootenay	WHL	72	26	35	61	63	4	1	1	2	2
2004-05	Kootenay	WHL	72	19	29	48	65	16	8	8	16	6
2005-06	Kootenay	WHL	72	42	51	93	85	6	1	4	5	6
	Omaha	AHL	6	1	2	3	2	—	—	—	—	—
2006-07	Las Vegas	ECHL	31	8	14	22	35	8	3	3	6	6
2007-08	Quad City	AHL	4	1	0	1	0	—	—	—	—	—
	Las Vegas	ECHL	61	29	30	59	47	21	9	13	22	4
2008-09	Quad City	AHL	79	10	16	26	36	—	—	—	—	—



NICHOLAS DRAZENOVIC

POSITION: Center **SHOOTS:** Left

HEIGHT: 6-0 **WEIGHT:** 205

BORN: 1-14-87, Prince George, British Columbia

DRAFTED: 6th Round, 171st Overall, 7-30-05

CAREER STATS

Season	Club	League	GP	REGULAR SEASON				GP	PLAYOFFS			
				G	A	PTS	PIM		G	A	PTS	PIM
2002-03	Prince George	WHL	15	4	4	8	0	4	0	0	0	2
2003-04	Prince George	WHL	65	7	30	37	38	—	—	—	—	—
2004-05	Prince George	WHL	72	18	38	56	24	—	—	—	—	—
2005-06	Prince George	WHL	71	30	33	63	51	5	0	0	0	4
2006-07	Prince George	WHL	58	18	32	50	63	15	9	10	19	6
2007-08	Peoria	AHL	69	16	26	42	38	—	—	—	—	—
2008-09	Peoria	AHL	76	12	21	33	43	20	1	8	9	38



LARS ELLER

POSITION: Center **SHOOTS:** Left

HEIGHT: 6-1 **WEIGHT:** 198

BORN: 5-8-89, Rodovre, Denmark


DRAFTED: 1st Round, 13th Overall, 6-22-07

CAREER STATS

Season	Club	League	GP	REGULAR SEASON				GP	PLAYOFFS			
				G	A	PTS	PIM		G	A	PTS	PIM
2006-07	Frolunda Jr.	SWE Jr.	39	18	37	55	58	—	—	—	—	—
2007-08	Vastra Frolunda	SEL	14	0	2	2	4	7	0	1	1	2
	Boras	Swe-1	19	2	6	8	8	—	—	—	—	—
2008-09	Vastra Frolunda	SWE	48	12	17	29	28	10	3	1	4	12



Minor Pro



**T.J.
FAST**

POSITION: Defenseman **SHOOTS:** Left

HEIGHT: 6-0 **WEIGHT:** 195

BORN: 9-2-87, Calgary, Alberta

ACQUIRED: From Los Angeles for the Blues' 2009 5th round draft choice on June 4, 2008

CAREER STATS

CAREER STATS			REGULAR SEASON					PLAYOFFS				
Season	Club	League	GP	G	A	PTS	PIM	GP	G	A	PTS	PIM
2003-04	Calgary	AJHL	10	0	2	2	0	—	—	—	—	—
2004-05	Camrose	AJHL	58	8	28	36	40	—	—	—	—	—
2005-06	U. of Denver	NCAA	39	1	6	7	26	—	—	—	—	—
2006-07	U. of Denver	NCAA	19	0	4	4	14	—	—	—	—	—
	Tri-City	WHL	26	3	19	22	30	6	0	1	1	14
2007-08	Tri-City	WHL	71	17	37	54	92	16	1	8	9	16
2008-09	Peoria	AHL	46	1	4	5	12	—	—	—	—	—
	Alaska	ECHL	9	0	1	1	6	18	0	5	5	11



**JONATHAN
FILEWICH**

POSITION: Right Wing **SHOOTS:** Left

HEIGHT: 6-2 **WEIGHT:** 208

BORN: 10-2-84, Kelowna, British Columbia

ACQUIRED: From Pittsburgh in exchange for a conditional 6th round draft choice in 2010 on Dec. 19, 2009.

CAREER STATS

CAREER STATS			REGULAR SEASON					PLAYOFFS				
Season	Club	League	GP	G	A	PTS	PIM	GP	G	A	PTS	PIM
1999-2000	Prince George	WHL	3	0	0	0	2	—	—	—	—	—
2000-01	Prince George	WHL	61	9	16	25	32	—	—	—	—	—
2001-02	Prince George	WHL	66	13	19	32	23	7	2	0	2	2
2002-03	Prince George	WHL	51	27	27	54	45	5	1	1	2	2
2003-04	Prince George	WHL	72	30	25	55	52	—	—	—	—	—
2004-05	Lethbridge	WHL	68	42	38	80	26	5	1	1	2	2
2005-06	Wilkes-Barre	AHL	73	22	14	36	40	11	6	4	10	6
2006-07	Wilkes-Barre	AHL	80	30	26	56	38	11	4	2	6	8
2007-08	Pittsburgh	NHL	5	0	0	0	0	—	—	—	—	—
	Wilkes-Barre	AHL	71	10	21	31	44	13	1	2	3	2
2008-09	Wilkes-Barre	AHL	19	2	2	4	6	—	—	—	—	—
	Peoria	AHL	49	5	10	15	12	7	2	1	3	6
NHL TOTALS			5	0	0	0	0	—	—	—	—	—



**JUSTIN
FLETCHER**

POSITION: Defenseman **SHOOTS:** Left

HEIGHT: 5-11 **WEIGHT:** 195

BORN: 3-30-83, Maryville, Illinois

ACQUIRED: Signed as a free agent, 7-20-09

CAREER STATS

Season	Club	League	GP	REGULAR SEASON				GP	PLAYOFFS			
				G	A	PTS	PIM		G	A	PTS	PIM
2000-01	Sioux City	USHL	38	0	5	5	28	3	0	0	0	0
2001-02	Sioux City	USHL	56	3	10	13	48	12	2	1	3	6
2002-03	Sioux City	USHL	60	12	31	43	28	4	0	3	3	6
2003-04	St. Cloud State	NCAA	29	6	7	13	22	—	—	—	—	—
2004-05	St. Cloud State	NCAA	36	8	14	22	86	—	—	—	—	—
2005-06	St. Cloud State	NCAA	40	6	21	27	55	—	—	—	—	—
2006-07	St. Cloud State	NCAA	38	6	18	24	37	—	—	—	—	—
	Springfield	AHL	10	3	1	4	4	—	—	—	—	—
2007-08	Norfolk	AHL	39	1	4	5	37	—	—	—	—	—
	Rockford	AHL	20	4	7	11	43	11	0	1	1	6
2008-09	Peoria	AHL	68	8	24	32	50	7	0	2	2	6



**ALEXANDER
HELLSTROM**

POSITION: Defenseman **SHOOTS:** Left

HEIGHT: 6-3 **WEIGHT:** 210

BORN: 4-17-87, Falun, Sweden

DRAFTED: 7th Round, 184th Overall, 6-24-06

CAREER STATS

Season	Club	League	GP	REGULAR SEASON				GP	PLAYOFFS			
				G	A	PTS	PIM		G	A	PTS	PIM
2005-06	IF Bjorkloron	SWE2	31	1	0	1	45	—	—	—	—	—
2006-07	IF Bjorkloron	SWE2	39	0	5	5	104	—	—	—	—	—
2007-08	Peoria	AHL	35	3	2	5	38	—	—	—	—	—
2008-09	Peoria	AHL	40	0	1	1	37	—	—	—	—	—
	Alaska	ECHL	9	0	3	3	7	—	—	—	—	—



Minor Pro



**JONAS
JUNLAND**

POSITION: Defenseman **SHOOTS:** Left


HEIGHT: 6-2 **WEIGHT:** 200

BORN: 11-15-87, Linköping, Sweden

DRAFTED: 3rd Round, 64th Overall, 6-24-06

CAREER STATS

CAREER STATS			REGULAR SEASON					PLAYOFFS				
Season	Club	League	GP	G	A	PTS	PIM	GP	G	A	PTS	PIM
2005-06	Linköping	SWE-20	32	17	23	40	44	—	—	—	—	—
	Linköping	SWE	4	0	0	0	0	—	—	—	—	—
2006-07	Linköping	SEL	41	1	4	5	22	—	—	—	—	—
	Oskarshamn IK	SWE-1	4	0	3	3	4	—	—	—	—	—
2007-08	Linköping	SEL	52	3	17	20	42	16	4	3	7	18
2008-09	St. Louis	NHL	1	0	0	0	2	—	—	—	—	—
	Peoria	AHL	70	13	18	31	52	5	0	1	1	6
NHL TOTALS			1	0	0	0	2	—	—	—	—	—
ST. LOUIS TOTALS			1	0	0	0	2	—	—	—	—	—



**TOMAS
KANA**

POSITION: Center **SHOOTS:** Right

HEIGHT: 6-0 **WEIGHT:** 208

BORN: 11-29-87, Opava, Czech Republic

DRAFTED: 2nd Round, 31st Overall, 6-24-06

CAREER STATS

CAREER STATS			REGULAR SEASON					PLAYOFFS				
Season	Club	League	GP	G	A	PTS	PIM	GP	G	A	PTS	PIM
2005-06	Vitkovice HC	Czech	42	5	9	14	50	6	0	1	1	2
	Czech Republic	WJC	6	2	0	2	6	—	—	—	—	—
2006-07	Vitkovice HC	Czech	44	9	7	16	54	—	—	—	—	—
2007-08	Alaska	ECHL	12	2	0	2	4	—	—	—	—	—
	Vitkovice HC	Czech	8	1	1	2	6	—	—	—	—	—
2008-09	Slovan HC	Czech	5	0	1	1	10	—	—	—	—	—
	Peoria	AHL	18	1	0	1	15	—	—	—	—	—
	Alaska	ECHL	30	6	14	20	65	21	1	2	3	10



**BRYCE
LAMPMAN**

POSITION: Defenseman **SHOOTS:** Left


HEIGHT: 6-1 **WEIGHT:** 205

BORN: 8-31-82, Rochester, Minnesota

ACQUIRED: Signed as a free agent, 7-29-09

CAREER STATS

Season	Club	League	GP	REGULAR SEASON				GP	PLAYOFFS			
				G	A	PTS	PIM		G	A	PTS	PIM
1998-99	Rochester	USHL	53	3	8	11	33	—	—	—	—	—
1999-2000	Rochester	USHL	10	0	0	0	14	—	—	—	—	—
	Omaha	USHL	11	1	2	3	8	4	0	0	0	0
2001-02	U. of Nebraska-Omaha	NCAA	26	0	4	4	28	—	—	—	—	—
2002-03	Kamloops	WHL	29	1	17	18	34	—	—	—	—	—
	Hartford	AHL	45	0	6	6	32	2	0	1	1	0
2003-04	N.Y. Rangers	NHL	8	0	0	0	0	—	—	—	—	—
	Hartford	AHL	68	4	11	15	50	16	1	3	4	14
2004-05	Hartford	AHL	74	7	18	25	74	4	0	0	0	4
	N.Y. Rangers	NHL	1	0	0	0	2	—	—	—	—	—
2005-06	Hartford	AHL	11	2	3	5	16	—	—	—	—	—
	N.Y. Rangers	NHL	1	0	0	0	0	—	—	—	—	—
2006-07	Hartford	AHL	60	6	19	25	62	7	2	0	2	2
	Norfolk	AHL	16	3	3	6	4	—	—	—	—	—
2007-08	Iowa	AHL	53	4	11	15	32	—	—	—	—	—
	Khabarovsk Amur	RUS	9	0	0	0	4	—	—	—	—	—
NHL TOTALS			10	0	0	0	2	—	—	—	—	—



**NIKOLAI
LEMTYUGOV**

POSITION: Right Wing **SHOOTS:** Left

HEIGHT: 6-0 **WEIGHT:** 200

BORN: 1-15-86, St. Petersburg, Russia

DRAFTED: 7th Round, 219th Overall, 7-30-05

CAREER STATS

Season	Club	League	GP	REGULAR SEASON				GP	PLAYOFFS			
				G	A	PTS	PIM		G	A	PTS	PIM
2004-05	CSKA Moscow	Russia	11	1	1	2	16	—	—	—	—	—
	CSKA-2 Moscow	Russia-3	34	18	19	27	78	6	2	0	2	4
2005-06	CSKA Moscow	Russia	37	9	11	20	45	7	1	1	2	8
	Russia	WU-20	6	4	1	5	0	—	—	—	—	—
2006-07	Cherepovets	Russia	51	11	8	19	50	—	—	—	—	—
2007-08	Peoria	AHL	69	22	15	37	71	—	—	—	—	—
2008-09	Cherepovets	RUS	21	7	4	11	8	—	—	—	—	—



Minor Pro



**CAM
PADDOCK**

POSITION: Center **SHOOTS:** Right


HEIGHT: 6-1 **WEIGHT:** 205

BORN: 3-22-83, North Vancouver, BC

ACQUIRED: Signed as a free agent, 7-15-08

CAREER STATS

CAREER STATS			REGULAR SEASON					PLAYOFFS				
Season	Club	League	GP	G	A	PTS	PIM	GP	G	A	PTS	PIM
1999-2000	Kelowna	WHL	46	5	5	10	42	5	0	0	0	0
2000-01	Kelowna	WHL	72	14	10	24	110	6	0	0	0	4
2001-02	Kelowna	WHL	72	38	35	73	122	15	8	6	14	35
2002-03	Kelowna	WHL	71	33	26	59	107	19	11	8	19	18
2003-04	Wilkes-Barre/Scranton	AHL	1	0	0	0	2	—	—	—	—	—
	Kelowna	WHL	62	17	22	39	86	16	3	4	7	22
2004-05	Wilkes-Barre/Scranton	AHL	16	0	0	0	13	—	—	—	—	—
	Wheeling	ECHL	53	11	18	29	70	—	—	—	—	—
2005-06	Wheeling	ECHL	61	14	24	38	90	9	0	0	0	12
	Wilkes-Barre/Scranton	AHL	4	0	0	0	2	—	—	—	—	—
2006-07	Phoenix	ECHL	46	11	20	31	117	3	2	0	2	9
	San Antonio	AHL	22	0	2	2	13	—	—	—	—	—
2007-08	San Antonio	AHL	78	12	13	25	107	7	0	2	2	18
2008-09	St. Louis	NHL	16	2	1	3	0	—	—	—	—	—
	Peoria	AHL	60	8	7	15	96	7	2	2	4	0
NHL TOTALS			16	2	1	3	0	—	—	—	—	—
ST. LOUIS TOTALS			16	2	1	3	0	—	—	—	—	—



**AARON
PALUSHAJ**

POSITION: Right Wing **SHOOTS:** Left


HEIGHT: 5-11 **WEIGHT:** 185

BORN: 9-7-89, Livonia, Michigan

DRAFTED: 2nd Round, 44th Overall, 6-23-07

CAREER STATS

CAREER STATS			REGULAR SEASON						PLAYOFFS				
Season	Club	League	GP	G	A	PTS	PIM	GP	G	A	PTS	PIM	
2005-06	Des Moines	USHL	58	10	23	33	53	11	2	4	6	15	
2006-07	Des Moines	USHL	56	22	45	67	62	8	6	5	11	6	
2007-08	U. of Michigan	NCAA	43	10	34	44	22	—	—	—	—	—	
2008-09	U. of Michigan	NCAA	39	13	37	50	26	—	—	—	—	—	
	Peoria	AHL	4	2	0	2	4	4	0	1	1	2	
	United States	WJC	6	2	3	5	10	—	—	—	—	—	



ANTHONY PELUSO

POSITION: Right Wing **SHOOTS:** Right


HEIGHT: 6-3 **WEIGHT:** 230

BORN: 4-18-89, North York, Ontario

DRAFTED: 6th Round, 160th Overall, 6-23-07

CAREER STATS

Season	Club	League	GP	REGULAR SEASON				GP	PLAYOFFS			
				G	A	PTS	PIM		G	A	PTS	PIM
2006-07	Erie	OHL	52	7	3	10	176	—	—	—	—	—
2007-08	Erie	OHL	21	3	3	6	41	—	—	—	—	—
2008-09	Sault Ste. Marie	OHL	42	4	11	15	83	14	2	1	3	12
	Sault Ste. Marie	OHL	36	9	6	15	68	—	—	—	—	—
	Brampton	OHL	27	11	11	22	57	21	8	7	15	29



CHRIS PORTER

POSITION: Center **SHOOTS:** Left

HEIGHT: 6-1 **WEIGHT:** 210

BORN: 5-29-84, Toronto, Ontario

ACQUIRED: Signed as a free agent, 8-21-07

CAREER STATS

Season	Club	League	GP	REGULAR SEASON				GP	PLAYOFFS			
				G	A	PTS	PIM		G	A	PTS	PIM
2002-03	Lincoln	USHL	59	13	22	35	74	10	4	3	7	10
2003-04	North Dakota	NCAA	41	10	15	25	46	—	—	—	—	—
2004-05	North Dakota	NCAA	43	12	3	15	36	—	—	—	—	—
2005-06	North Dakota	NCAA	45	7	15	22	36	—	—	—	—	—
2006-07	North Dakota	NCAA	43	13	17	30	38	—	—	—	—	—
2007-08	Peoria	AHL	80	12	25	37	72	—	—	—	—	—
2008-09	St. Louis	NHL	6	1	1	2	0	—	—	—	—	—
	Peoria	AHL	74	7	16	23	72	7	1	1	2	0
NHL TOTALS			6	1	1	2	0	—	—	—	—	—
ST. LOUIS TOTALS			6	1	1	2	0	—	—	—	—	—



Minor Pro



**RYAN
REEVES**

POSITION: Right Wing **SHOOTS:** Right


HEIGHT: 6-1 **WEIGHT:** 225

BORN: 1-20-87, Winnipeg, Manitoba

DRAFTED: 5th Round, 156th Overall, 7-30-05

CAREER STATS

CAREER STATS			REGULAR SEASON					PLAYOFFS				
Season	Club	League	GP	G	A	PTS	PIM	GP	G	A	PTS	PIM
2002-03	Ravenscourt HS	MHSAA	21	15	22	37	66	—	—	—	—	—
2003-04	Ravenscourt HS	MHSAA	19	20	12	32	82	—	—	—	—	—
2004-05	Brandon	WHL	64	7	9	16	79	23	2	4	6	43
2005-06	Brandon	WHL	68	14	14	28	91	6	0	1	1	8
2006-07	Brandon	WHL	69	15	20	35	76	11	1	4	5	19
2007-08	Alaska	ECHL	9	2	0	2	42	2	0	0	0	22
2008-09	Peoria	AHL	31	4	3	7	46	—	—	—	—	—
	Peoria	AHL	57	8	9	17	130	4	0	0	0	2



**DANNY
RICHMOND**

POSITION: Defenseman **SHOOTS:** Left


HEIGHT: 6-0 **WEIGHT:** 185

BORN: 8-01-84, Chicago, Illinois

ACQUIRED: March 4, 2009 From Pittsburgh in exchange for Andy Wozniwski

CAREER STATS

CAREER STATS			REGULAR SEASON					PLAYOFFS				
Season	Club	League	GP	G	A	PTS	PIM	GP	G	A	PTS	PIM
2001-02	Chicago	USHL	56	8	45	53	129	4	0	4	4	20
2002-03	Univ. of Michigan	NCAA	43	3	19	22	48	—	—	—	—	—
2003-04	London	OHL	59	13	22	35	92	15	5	6	11	10
2004-05	Lowell	AHL	63	4	9	13	139	6	0	2	2	8
2005-06	Carolina	NHL	10	0	1	1	7	—	—	—	—	—
	Chicago	NHL	10	0	0	0	18	—	—	—	—	—
	Lowell	AHL	32	4	11	15	60	—	—	—	—	—
	Norfolk	AHL	31	4	8	12	42	3	0	1	1	2
2006-07	Chicago	NHL	22	0	2	2	48	—	—	—	—	—
	Norfolk	AHL	57	10	24	34	144	6	0	0	0	8
2007-08	Chicago	NHL	7	0	0	0	2	—	—	—	—	—
	Rockford	AHL	40	2	12	14	156	—	—	—	—	—
2008-09	Wilkes-Barre	AHL	55	3	14	17	108	—	—	—	—	—
	Peoria	AHL	18	1	4	5	21	—	—	—	—	—
NHL TOTALS			49	0	3	3	75	—	—	—	—	—



**TIMOFEI
SHISHKANOV**

POSITION: Left Wing **SHOOTS:** Right


HEIGHT: 6-1 **WEIGHT:** 209

BORN: 6-10-83, Moscow, Russia

ACQUIRED: Jan. 29, 2006 From Nashville in exchange for Mike Sillinger.

CAREER STATS

Season	Club	League	GP	REGULAR SEASON				GP	PLAYOFFS			
				G	A	PTS	PIM		G	A	PTS	PIM
1999-2000	Spartak 2	RUS-3	14	6	5	11	10	—	—	—	—	—
	Spartak Moscow	RUS-2	14	1	0	1	2	—	—	—	—	—
2000-01	Spartak 2	RUS-3	—	—	—	STATISTICS NOT AVAILABLE				—	—	—
	HK CSKA Moscow	RUS-2	23	7	6					—	—	—
	Spartak Moscow	RUS	12	0	0					—	—	—
	HK CSKA 2	RUS-3	13	7	9					—	—	—
2002-03	Quebec	QMJHL	51	36	46	82	60	11	5	12	17	14
2003-04	Nashville	NHL	2	0	0	0	0	—	—	—	—	—
	Milwaukee	AHL	63	23	20	43	46	22	2	6	8	17
2004-05	Milwaukee	AHL	70	20	15	35	31	6	1	0	1	2
	St. Louis	NHL	22	3	2	5	6	—	—	—	—	—
	Peoria	AHL	12	3	2	5	8	2	1	0	1	0
	Milwaukee	AHL	46	14	15	29	34	—	—	—	—	—
2006-07	Chekhov Vityaz	RUS	37	9	5	14	36	3	0	0	0	2
2007-08	CSKA Moscow	RUS	54	12	9	21	57	6	1	2	3	8
2008-09	St. Petersburg SKA	RUS	17	0	1	1	41	—	—	—	—	—
	Nizhny Novgorod Torpedo	RUS	33	4	8	12	22	3	1	1	2	2
NHL TOTALS			24	3	2	5	6	—	—	—	—	—
ST. LOUIS TOTALS			22	3	2	5	6	—	—	—	—	—



**BRETT
SONNE**

POSITION: Center **SHOOTS:** Left

HEIGHT: 6-0 **WEIGHT:** 190

BORN: 5-16-89, Chilliwack, British Columbia

DRAFTED: 3rd Round, 85th Overall, 6-23-07

CAREER STATS

Season	Club	League	GP	REGULAR SEASON				GP	PLAYOFFS			
				G	A	PTS	PIM		G	A	PTS	PIM
2004-05	Calgary	WHL	6	0	0	0	2	—	—	—	—	—
2005-06	Calgary	WHL	64	12	9	21	38	13	1	2	3	8
	Calgary	WHL	71	21	9	30	65	18	5	1	6	22
2006-07	Calgary	WHL	29	8	12	20	12	16	3	1	4	14
2008-09	Calgary	WHL	62	48	52	100	58	14	7	9	16	18
	Canada	WJC	6	1	2	3	0	—	—	—	—	—



Minor Pro



YAN STASTNY

POSITION: Center **SHOOTS:** Left

HEIGHT: 5-11 **WEIGHT:** 190

BORN: 9-30-82, Quebec City, Quebec

ACQUIRED: From Boston for 5th Round pick (Denis Reul) in the 2007 Entry Draft, 1-16-07

CAREER STATS

CAREER STATS			REGULAR SEASON					PLAYOFFS				
Season	Club	League	GP	G	A	PTS	PIM	GP	G	A	PTS	PIM
2000-01	Omaha	USHL	44	17	14	31	101	11	6	6	12	12
2001-02	Notre Dame	NCAA	33	6	11	17	38	—	—	—	—	—
2002-03	Notre Dame	NCAA	39	14	9	23	44	—	—	—	—	—
2003-04	Nuernberg	DEL	44	9	20	29	83	6	0	1	1	6
2004-05	Nuernberg	DEL	51	24	30	54	60	6	2	1	3	8
2005-06	Iowa	AHL	51	14	17	31	42	—	—	—	—	—
	Edmonton	NHL	3	0	0	0	0	—	—	—	—	—
	Boston	NHL	17	1	3	4	10	—	—	—	—	—
2006-07	Providence	AHL	—	—	—	—	—	6	0	5	5	12
	Boston	NHL	21	0	2	2	19	—	—	—	—	—
	Providence	AHL	11	3	9	12	12	—	—	—	—	—
2007-08	Peoria	AHL	39	11	17	28	35	—	—	—	—	—
	St. Louis	NHL	12	1	1	2	9	—	—	—	—	—
2008-09	Peoria	AHL	43	13	11	24	69	—	—	—	—	—
	St. Louis	NHL	34	3	4	7	20	—	—	—	—	—
	Peoria	AHL	30	12	7	19	21	6	2	2	4	2
NHL TOTALS			87	5	10	15	58	—	—	—	—	—
ST. LOUIS TOTALS			46	4	5	9	29	—	—	—	—	—



TYSON STRACHAN

POSITION: Defenseman **SHOOTS:** Right


HEIGHT: 6-2 **WEIGHT:** 215

BORN: 10-30-84, Melfort, Saskatchewan

ACQUIRED: Signed as a free agent, 10-9-08

CAREER STATS

CAREER STATS			REGULAR SEASON					PLAYOFFS				
Season	Club	League	GP	G	A	PTS	PIM	GP	G	A	PTS	PIM
2003-04	Ohio State	NCAA	30	2	5	7	8	—	—	—	—	—
2004-05	Ohio State	NCAA	31	1	4	5	32	—	—	—	—	—
2005-06	Ohio State	NCAA	23	3	2	5	37	—	—	—	—	—
2006-07	Ohio State	NCAA	35	7	11	18	55	—	—	—	—	—
2007-08	Albany	AHL	1	0	0	0	0	—	—	—	—	—
	Peoria	AHL	34	1	2	3	61	—	—	—	—	—
	Las Vegas	ECHL	25	2	7	9	68	16	0	4	4	12
2008-09	St. Louis	NHL	30	0	3	3	39	—	—	—	—	—
	Peoria	AHL	29	2	3	5	67	3	0	0	0	11
NHL TOTALS			30	0	3	3	39	—	—	—	—	—
ST. LOUIS TOTALS			30	0	3	3	39	—	—	—	—	—



**JULIAN
TALBOT**

POSITION: Center **SHOOTS:** Left

HEIGHT: 5-10 **WEIGHT:** 195

BORN: 3-24-85, Wahnapiatae, Ontario

ACQUIRED: Signed as a free agent, 3-19-08

CAREER STATS

Season	Club	League	GP	REGULAR SEASON				GP	PLAYOFFS			
				G	A	PTS	PIM		G	A	PTS	PIM
2002-03	Ottawa	OHL	62	10	18	28	13	23	1	7	8	2
2003-04	Ottawa	OHL	68	18	31	49	56	7	1	4	5	6
2003-04	Ottawa	OHL	68	25	41	66	50	21	8	12	20	31
2005-06	Ottawa	OHL	65	30	47	77	70	3	1	2	3	8
2006-07	Alaska	ECHL	66	20	33	53	54	15	9	11	20	8
	Providence	AHL	7	1	2	3	0	—	—	—	—	—
2007-08	Peoria	AHL	78	24	26	50	53	—	—	—	—	—
2008-09	Peoria	AHL	65	20	23	43	43	7	0	1	1	4



**BARRY
TALLACKSON**

POSITION: Right Wing **SHOOTS:** Right

HEIGHT: 6-4 **WEIGHT:** 210

BORN: 4-14-83, Grafton, North Dakota

ACQUIRED: Signed as a free agent, 7-23-09

CAREER STATS

Season	Club	League	GP	REGULAR SEASON				GP	PLAYOFFS			
				G	A	PTS	PIM		G	A	PTS	PIM
2001-02	U. of Minnesota	NCAA	44	13	10	23	18	—	—	—	—	—
2002-03	U. of Minnesota	NCAA	32	9	14	23	18	—	—	—	—	—
2003-04	U. of Minnesota	NCAA	44	10	15	25	46	—	—	—	—	—
2004-05	U. of Minnesota	NCAA	36	11	8	19	54	—	—	—	—	—
	Albany	AHL	4	1	1	2	0	—	—	—	—	—
2005-06	New Jersey	NHL	10	1	1	2	2	—	—	—	—	—
	Albany	AHL	60	14	23	37	62	—	—	—	—	—
2006-07	New Jersey	NHL	3	0	0	0	0	—	—	—	—	—
	Lowell	AHL	58	10	24	34	33	—	—	—	—	—
2007-08	New Jersey	NHL	3	0	0	0	0	—	—	—	—	—
	Lowell	AHL	63	22	23	45	54	—	—	—	—	—
2008-09	New Jersey	NHL	4	0	0	0	0	—	—	—	—	—
	Lowell	AHL	56	11	10	21	29	—	—	—	—	—
NHL TOTALS			20	1	1	2	2	—	—	—	—	—



Minor Pro



**HANNU
TOIVONEN**

POSITION: Goaltender **CATCHES:** Left

HEIGHT: 6-4 **WEIGHT:** 202

BORN: 5-18-84, Kalvola, Finland

ACQUIRED: From Boston for forward Carl Soderberg, 7-23-07

CAREER STATS:

CAREER STATS:			REGULAR SEASON								PLAYOFFS							
Season	Club	League	GP	W	L	T	MINs	GA	SO	AVG	GP	W	L	MINs	GA	SO	AVG	
2001-02	HPK U18	FIN U-18	5	4	1	0	277	14	0	3.03	—	—	—	—	—	—	—	
	HPK Jr.	FIN Jr.	31	15	12	4	1877	103	2	3.29	7	3	4	440	31	0	4.23	
2002-03	HPK Jr.	FIN Jr.	6	3	3	0	359	20	0	3.34	—	—	—	—	—	—	—	
	HPK	FIN	24	16	2	4	1432	54	2	2.26	2	1	1	117	3	1	1.53	
2003-04	Providence	AHL	36	15	16	4	2162	83	2	2.30	—	—	—	—	—	—	—	
2004-05	Providence	AHL	54	29	18	3	3017	103	7	2.05	17	10	7	1038	42	0	2.43	
2005-06	Boston	NHL	20	9	5	4	1163	51	1	2.63	—	—	—	—	—	—	—	
2006-07	Boston	NHL	18	3	9	1	894	63	0	4.23	—	—	—	—	—	—	—	
	Providence	AHL	27	13	13	1	1618	64	2	2.37	13	6	7	742	36	0	2.91	
2007-08	St. Louis	NHL	23	6	10	5	1202	69	0	3.44	—	—	—	—	—	—	—	
	Peoria	AHL	11	6	4	0	627	33	0	3.16	—	—	—	—	—	—	—	
2008-09	Ilves	FIN	52	19	23	9	2913	130	3	2.68	3	1	2	198	6	1	1.82	
NHL TOTALS			61	18	24	10	3258	183	1	3.37	—	—	—	—	—	—	—	
ST. LOUIS TOTALS			23	6	10	5	1202	69	0	3.44	—	—	—	—	—	—	—	



**STEVE
WAGNER**

POSITION: Defenseman **SHOOTS:** Left

HEIGHT: 6-1 **WEIGHT:** 200

BORN: 3-6-84, Grand Rapids, Minnesota

ACQUIRED: Signed as a free agent, 3-20-07

CAREER STATS

CAREER STATS			REGULAR SEASON					PLAYOFFS				
Season	Club	League	GP	G	A	PTS	PIM	GP	G	A	PTS	PIM
2002-03	Des Moines	USHL	14	0	1	1	17	—	—	—	—	—
	Tri City	USHL	27	0	5	5	52	3	1	0	1	0
2003-04	Tri City	USHL	43	3	19	22	52	9	0	4	4	13
2004-05	Minnesota Mankato	NCAA	37	1	9	10	40	—	—	—	—	—
2005-06	Minnesota Mankato	NCAA	38	5	11	16	53	—	—	—	—	—
2006-07	Minnesota Mankato	NCAA	38	6	23	29	63	—	—	—	—	—
	Peoria	AHL	14	1	2	3	8	—	—	—	—	—
2007-08	St. Louis	NHL	24	2	6	8	8	—	—	—	—	—
	Peoria	AHL	23	5	7	12	16	—	—	—	—	—
2008-09	St. Louis	NHL	22	2	2	4	18	—	—	—	—	—
	Peoria	AHL	47	6	16	22	38	7	1	3	4	4
NHL TOTALS			46	4	8	12	26	—	—	—	—	—
ST. LOUIS TOTALS			46	4	8	12	26	—	—	—	—	—



**VIKTOR
ALEXANDROV**

POSITION: Center **SHOOTS:** Left

HEIGHT: 5-11 **WEIGHT:** 183

BORN: 12-28-85, Aqtobe, Kazakhstan

DRAFTED: 3rd Round, 83rd Overall, 6-26-04

CAREER STATS

CAREER STATS			REGULAR SEASON					PLAYOFFS				
Season	Club	League	GP	G	A	PTS	PIM	GP	G	A	PTS	PIM
2002-03	Yaroslavl	RUS	2	0	0	0	2	—	—	—	—	—
	Novokuznetsk	RUS	11	0	0	0	4	—	—	—	—	—
2003-04	Novokuznetsk	RUS	57	5	4	9	26	4	1	1	2	4
2004-05	Novokuznetsk	RUS	50	8	10	18	16	4	1	1	2	0
2005-06	St. Petersburg	RUS	41	4	6	10	55	—	—	—	—	—
2006-07	St. Petersburg	RUS	19	1	10	11	18	—	—	—	—	—
	Podolsk MVD	RUS	20	2	6	8	8	—	—	—	—	—
2007-08	Novokuznetsk	RUS	55	20	24	44	26	—	—	—	—	—
2008-09	Avangard Omsk	RUS	35	2	8	10	18	8	2	0	2	8



**JAKE
ALLEN**

POSITION: Goaltender **CATCHES:** Left

HEIGHT: 6-1 **WEIGHT:** 190

BORN: 8-07-90, Fredericton, New Brunswick


DRAFTED: 2nd Round, 34th Overall, 6-21-08

CAREER STATS:

CAREER STATS:			REGULAR SEASON									PLAYOFFS					
Season	Club	League	GP	W	L	T	MINs	GA	SO	AVG	GP	W	L	MINs	GA	SO	AVG
2007-08	St. John's	QMJHL	70	9	8	4	1507	76	2	3.03	6	2	1	128	8	0	3.74
2008-09	Montreal	QMJHL	53	28	25	0	3023	144	3	2.86	10	4	6	585	35	1	3.59



Players in the System



**JAY
BARRIBALL**

POSITION: Forward **SHOOTS:** Right

HEIGHT: 5-9 **WEIGHT:** 171


BORN: 5-27-87, Prior Lake, Minnesota

ACQUIRED: From San Jose with Ville Nieminen and a 1st round choice in 2007 for Bill Guerin 2-27-07.

CAREER STATS

CAREER STATS

Season	Club	League	GP	REGULAR SEASON				PIM	GP	PLAYOFFS			
				G	A	PTS	G			A	PTS	PIM	
2005-06	Sioux Falls	USHL	13	5	7	12	2	5	2	1	3	0	
2006-07	U. of Minnesota	NCAA	44	20	23	43	16	—	—	—	—	—	
2007-08	U. of Minnesota	NCAA	41	6	15	21	34	—	—	—	—	—	
2008-09	U. of Minnesota	NCAA	34	11	23	34	52	—	—	—	—	—	



**KONSTANTIN
BARULIN**

POSITION: Goaltender **CATCHES:** Left


HEIGHT: 6-2 **WEIGHT:** 200

BORN: 9-4-84, Tyumen, Russia

DRAFTED: 3rd Round, 84th Overall, 6-21-03

CAREER STATS:

CAREER STATS:			REGULAR SEASON									PLAYOFFS						
Season	Club	League	GP	W	L	T	MINs	GA	SO	AVG	GP	W	L	MINs	GA	SO	AVG	
2002-03	Tyumen	RUS	28	17	9	2	1672	47	5	1.69	—	—	—	—	—	—	—	
2003-04	Tyumen	RUS-2	11	6	4	1	663	24	—	2.17	—	—	—	—	—	—	—	
	St. Petersburg	RUS	1	—	—	—	1	0	0	0.00	—	—	—	—	—	—	—	
	St. Petersburg-2	RUS-3	9	—	—	—	—	17	—	—	—	—	—	—	—	—	—	
	Russia	WJC	4	1	2	1	200	12	0	3.60	—	—	—	—	—	—	—	
2004-05	Tyumen	RUS-2	30	10	12	5	1773	59	0	2.00	—	—	—	—	—	—	—	
2005-06	Moscow Spartak	RUS	36	—	—	—	2102	75	2	2.14	2	—	—	104	4	0	2.30	
2006-07	Mytishi Khimik	RUS	30	13	12	3	1784	62	—	2.08	—	—	—	—	—	—	—	
2007-08	Mytishi Khimik	RUS	11	1	2	0	434	20	—	2.77	—	—	—	—	—	—	—	
2008-09	CSKA	RUS	41	—	—	—	2443	100	2	2.46	2	—	—	100	9	0	5.40	



**KRISTOFER
BERGLUND**

POSITION: Defenseman **SHOOTS:** Left


HEIGHT: 5-10 **WEIGHT:** 180

BORN: 8-12-88, Umea, Sweden

DRAFTED: 5th Round, 125th Overall, 6-21-08

CAREER STATS

Season	Club	League	GP	REGULAR SEASON				PIM	GP	PLAYOFFS			
				G	A	PTS				G	A	PTS	PIM
2005-06	Bjorkloven IF	Swe 1	1	0	0	0	0	—	—	—	—	—	—
2006-07	Bjorkloven IF	Swe 1	27	0	1	1	6	—	—	—	—	—	—
2007-08	Bjorkloven IF	Swe 2	42	4	21	25	14	2	0	1	1	1	0
2008-09	Lulea	SWE	52	3	22	25	36	5	0	3	3	3	4



**RETO
BERRA**

POSITION: Goaltender **CATCHES:** Left

HEIGHT: 6-4 **WEIGHT:** 209

BORN: 1-3-87, Bulach, Switzerland

DRAFTED: 4th Round, 106th Overall, 6-24-06

CAREER STATS:

CAREER STATS:			REGULAR SEASON								PLAYOFFS						
Season	Club	League	GP	W	L	T	MINs	GA	SO	AVG	GP	W	L	MINs	GA	SO	AVG
2005-06	Zurich	SUI	2	0	1	0	90	6	0	3.99	—	—	—	—	—	—	—
	GCK Lions	SUI 2	19	—	—	—	504	—	—	3.10	—	—	—	—	—	—	—
2006-07	Zurich	SUI	2	1	0	0	78	4	0	3.08	4	0	3	188	9	0	2.87
2007-08	Davos	SUI	16	9	7	0	966	44	0	2.73	—	—	—	—	—	—	—
2008-09	Zug	SUI	6	1	5	0	368	17	0	2.77	—	—	—	—	—	—	—
	Langnau	SUI	2	1	1	0	120	9	0	4.50	—	—	—	—	—	—	—
	Davos	SUI	8	3	4	0	445	20	0	2.70	4	3	1	216	5	0	1.39



Players in the System



**IAN
COLE**

POSITION: Defenseman **SHOOTS:** Left


HEIGHT: 6-1 **WEIGHT:** 217

BORN: 2-21-89, Ann Arbor, Michigan

DRAFTED: 1st Round, 18th Overall, 6-22-07

CAREER STATS

CAREER STATS			REGULAR SEASON					PLAYOFFS				
Season	Club	League	GP	G	A	PTS	PIM	GP	G	A	PTS	PIM
2006-07	US Nat'l. U-18	USDP	40	2	8	10	75	—	—	—	—	—
2007-08	Notre Dame	NCAA	43	8	12	20	40	—	—	—	—	—
2007-08	Notre Dame	NCAA	38	6	20	26	58	—	—	—	—	—
	United States	WJC	6	2	2	4	4	—	—	—	—	—



**MARK
CUNDARI**

POSITION: Defenseman **SHOOTS:** Left

HEIGHT: 5-8 **WEIGHT:** 200

BORN: 4-23-90, Woodbridge, Ontario

ACQUIRED: Signed as a free agent, 9-24-08

CAREER STATS

CAREER STATS			REGULAR SEASON						PLAYOFFS				
Season	Club	League	GP	G	A	PTS	PIM	GP	G	A	PTS	PIM	
2006-07	Windsor	OHL	62	6	16	22	130	—	—	—	—	—	
2007-08	Windsor	OHL	63	6	17	23	141	3	0	0	0	10	
2008-09	Windsor	OHL	60	10	22	32	143	20	1	8	9	38	



**TRAVIS
ERSTAD**

POSITION: Center **SHOOTS:** Right

HEIGHT: 6-4 **WEIGHT:** 199

BORN: 11-9-88, Madison, Wisconsin

DRAFTED: 4th Round, 100th Overall, 6-23-07

CAREER STATS

Season	Club	League	GP	REGULAR SEASON				GP	PLAYOFFS			
				G	A	PTS	PIM		G	A	PTS	PIM
2006-07	Lincoln	USHL	20	22	27	49	4	—	—	—	—	—
2007-08	Lincoln	USHL	52	9	10	19	104	8	1	2	3	8
2008-09	Stevens Point	NCAA-3	26	10	8	18	56	—	—	—	—	—



**CADE
FAIRCHILD**

POSITION: Defenseman **SHOOTS:** Left

HEIGHT: 5-11 **WEIGHT:** 190

BORN: 1-15-89, Duluth, Minnesota


DRAFTED: 4th Round, 96th Overall, 6-23-07

CAREER STATS

Season	Club	League	GP	REGULAR SEASON				GP	PLAYOFFS			
				G	A	PTS	PIM		G	A	PTS	PIM
2006-07	US Nat. U-18	USDP	36	8	9	17	10	—	—	—	—	—
2007-08	U. of Minnesota	NCAA	40	2	13	15	22	—	—	—	—	—
2008-09	U. of Minnesota	NCAA	35	9	24	33	52	—	—	—	—	—
	United States	WJC	6	1	3	4	2	—	—	—	—	—



Players in the System



**SIMON
HJALMARSSON**

POSITION: Left Wing **SHOOTS:** Left


HEIGHT: 5-11 **WEIGHT:** 161

BORN: 2-1-89, Varnamo, Sweden

DRAFTED: 2nd Round, 39th Overall, 6-23-07

CAREER STATS

Season	Club	League	GP	REGULAR SEASON					PIM	GP	PLAYOFFS			
				G	A	PTS					G	A	PTS	PIM
2006-07	Frolunda Jr.	SWE Jr.	41	31	23	54		91	—	—	—	—	—	—
2007-08	Frolunda	SWE	1	0	0	0		2	—	—	—	—	—	—
	Boras HC	SWE 1	10	2	4	6		4	—	—	—	—	—	—
	Frolunda Jr.	SWE Jr.	37	16	30	46		104	8	3	9	12	8	
2008-09	Boras	SWE2	40	14	19	33		28	—	—	—	—	—	—
	Frolunda Jr.	SWE Jr.	2	2	0	2		2	5	8	2	10	2	
	Sweden	WJC	6	4	2	6		4	—	—	—	—	—	—



**PAUL
KARPOWICH**

POSITION: Goaltender **CATCHES:** Left

HEIGHT: 6-2 **WEIGHT:** 190

BORN: 10-25-88, Thunder Bay, Ontario

DRAFTED: 7th Round, 185th Overall, 6-21-08

CAREER STATS:

CAREER STATS:			REGULAR SEASON									PLAYOFFS					
Season	Club	League	GP	W	L	T	MINs	GA	SO	AVG	GP	W	L	MINs	GA	SO	AVG
2007-08	Wellington	OPJHL	22	15	3	2	1201	43	3	2.15	13	9	4	771	35	1	2.72
2008-09	Clarkson	NCAA	27	7	14	4	1516	72	1	2.85	—	—	—	—	—	—	—



**JORI
LEHTERA**

POSITION: Center **SHOOTS:** Left


HEIGHT: 6-2 **WEIGHT:** 191

BORN: 12-23-87, Helsinki, Finland

DRAFTED: 3rd Round, 65th Overall, 6-21-08

CAREER STATS

Season	Club	League	GP	REGULAR SEASON				GP	PLAYOFFS			
				G	A	PTS	PIM		G	A	PTS	PIM
2006-07	Jokerit	FNL	28	6	6	12	14	—	—	—	—	—
2007-08	Tappara	FNL	54	13	29	42	32	—	—	—	—	—
2008-09	Tappara	FNL	58	9	38	47	34	3	4	5	9	4
	Peoria	AHL	7	0	1	1	2	7	1	1	2	10



**JAMES
LIVINGSTON**

POSITION: Right Wing **SHOOTS:** Right

HEIGHT: 6-1 **WEIGHT:** 205

BORN: 3-8-90, Halifax, Nova Scotia


DRAFTED: 3rd Round, 70th Overall, 6-21-08

CAREER STATS

Season	Club	League	GP	REGULAR SEASON				GP	PLAYOFFS			
				G	A	PTS	PIM		G	A	PTS	PIM
2005-06	Newmarket	OPJHL	1	0	0	0	0	—	—	—	—	—
2006-07	Sault Ste. Marie	OHL	60	2	5	7	95	13	1	0	1	15
2007-08	Sault Ste. Marie	OHL	68	21	23	44	135	14	2	3	5	14
2008-09	Sault Ste. Marie	OHL	66	20	17	37	98	—	—	—	—	—



Players in the System



**MATTHEW
McCOLLEM**

POSITION: Left Wing **SHOOTS:** Left


HEIGHT: 6-0 **WEIGHT:** 185

BORN: 5-6-88, Somerville, Massachusetts

DRAFTED: 6th Round, 154th Overall, 6-24-06

CAREER STATS

CAREER STATS				REGULAR SEASON				PLAYOFFS					
Season	Club	League	GP	G	A	PTS	PIM	GP	G	A	PTS	PIM	
2005-06	Belmont Hill	USHSE	28	17	11	28	48	—	—	—	—	—	
2006-07	Belmont Hill	USHSE	27	16	19	35	58	—	—	—	—	—	
2007-08	Harvard	NCAA	31	5	9	14	28	—	—	—	—	—	
2008-09	Harvard	NCAA	29	6	8	14	28	—	—	—	—	—	



**PHILIP
McRAE**

POSITION: Center **SHOOTS:** Left


HEIGHT: 6-2 **WEIGHT:** 195

BORN: 3-15-90, Minneapolis, Minnesota

DRAFTED: 2nd Round, 33rd Overall, 6-21-08

CAREER STATS

CAREER STATS			REGULAR SEASON					PLAYOFFS				
Season	Club	League	GP	G	A	PTS	PIM	GP	G	A	PTS	PIM
2005-06	US Nat. U-18	NAHL	33	8	8	16	9	—	—	—	—	—
2006-07	London	OHL	63	2	8	10	27	16	0	0	0	6
2007-08	London	OHL	66	18	28	46	61	4	0	0	0	7
2008-09	London	OHL	59	29	31	60	54	14	5	5	10	12



ANTHONY NIGRO

POSITION: Center **SHOOTS:** Left

HEIGHT: 5-11 **WEIGHT:** 182

BORN: 1-11-90, Vaughan, Ontario

DRAFTED: 6th Round, 155th Overall, 6-21-08

CAREER STATS

CAREER STATS

Season	Club	League	GP	REGULAR SEASON				PIM	GP	PLAYOFFS			
				G	A	PTS	G			A	PTS	PIM	
2005-06	Wexford	OPJHL	2	0	1	1	0	—	—	—	—	—	—
2006-07	Guelph	OHL	56	4	13	17	26	4	0	0	0	0	2
2007-08	Guelph	OHL	67	24	24	48	65	10	2	3	5	7	—
2008-09	Guelph	OHL	25	7	11	18	31	—	—	—	—	—	—
	Ottawa	OHL	42	23	28	51	28	7	4	4	8	4	—



NIKITA NIKITIN

POSITION: Defenseman **SHOOTS:** Left

HEIGHT: 6-3 **WEIGHT:** 178

BORN: 6-16-86, Omsk, Russia


DRAFTED: 5th Round, 136th Overall, 6-27-04

CAREER STATS

CAREER STATS			REGULAR SEASON					PLAYOFFS				
Season	Club	League	GP	G	A	PTS	PIM	GP	G	A	PTS	PIM
2002-03	Omsk 2	RUS-3	34	3	7	10	4	—	—	—	—	—
	Omsk 17	RUS-Jr.	7	0	1	1	2	—	—	—	—	—
2003-04	Omsk 2	RUS-3	34	3	8	11	22	—	—	—	—	—
2004-05	Omsk	RUS	12	0	0	0	2	3	0	0	0	0
2005-06	Omsk	RUS	43	1	2	3	22	13	1	2	3	6
	Russia	WU-20	6	0	0	0	6	—	—	—	—	—
2006-07	Omsk	RUS	54	1	15	16	101	—	—	—	—	—
2007-08	Omsk	RUS	57	3	11	14	48	4	0	1	1	2
2008-09	Omsk	RUS	53	4	11	15	28	9	1	2	3	8



Players in the System



TREVOR NILL

POSITION: Center **SHOOTS:** Right

HEIGHT: 6-1 **WEIGHT:** 194

BORN: 4-11-89, Detroit, Michigan

DRAFTED: 7th Round, 190th Overall, 6-23-07

CAREER STATS

CAREER STATS			REGULAR SEASON					PLAYOFFS				
Season	Club	League	GP	G	A	PTS	PIM	GP	G	A	PTS	PIM
2006-07	Compuware Midget	MWEHL	53	13	20	33	0	—	—	—	—	—
2007-08	Penticton	BCHL	53	5	6	11	16	—	—	—	—	—
2008-09	Michigan State	NCAA	34	1	2	3	6	—	—	—	—	—



ANDREI PERVYSHIN

POSITION: Defenseman **SHOOTS:** Left


HEIGHT: 5-9 **WEIGHT:** 165

BORN: 2-2-85, Arkhangelsk, Russia

DRAFTED: 8th Round, 253rd Overall, 6-22-03

CAREER STATS

CAREER STATS			REGULAR SEASON						PLAYOFFS				
Season	Club	League	GP	G	A	PTS	PIM	GP	G	A	PTS	PIM	
2002-03	Yaroslavl	RUS	9	0	1	1	0	2	0	0	0	0	
	Team Russia	WU-18	6	0	3	3	12	—	—	—	—	—	
2003-04	Spartak Moscow	RUS-2	59	3	6	9	14	—	—	—	—	—	
2004-05	Kazan AK-Bars	RUS	52	0	3	3	10	2	0	0	0	0	
2005-06	Kazan AK-Bars	RUS	48	3	7	10	22	13	0	3	3	14	
2006-07	Kazan AK-Bars	RUS	45	5	7	12	71	—	—	—	—	—	
2007-08	Kazan AK-Bars	RUS	55	7	8	15	40	10	1	1	2	2	
2008-09	Kazan AK-Bars	RUS	54	6	21	27	28	21	1	9	10	10	



**ALEX
PIETRANGELO**

POSITION: Defenseman **SHOOTS:** Right

HEIGHT: 6-3 **WEIGHT:** 204

BORN: 1-18-90, King City, Ontario

DRAFTED: 1st Round, 4th Overall, 6-20-08

CAREER STATS

Season	Club	League	GP	REGULAR SEASON				GP	PLAYOFFS			
				G	A	PTS	PIM		G	A	PTS	PIM
2006-07	Mississauga	OHL	59	7	45	52	45	4	0	0	0	8
2007-08	Niagara	OHL	60	13	40	53	94	6	5	4	9	4
2008-09	St. Louis	NHL	8	0	1	1	2	—	—	—	—	—
	Peoria	AHL	1	0	0	0	4	7	0	3	3	2
	Niagra	OHL	60	13	40	53	94	6	5	4	9	4
	Canada	WJC	6	1	2	3	0	—	—	—	—	—
NHL TOTALS			8	0	1	1	2	—	—	—	—	—
ST. LOUIS TOTALS			8	0	1	1	2	—	—	—	—	—



**ANDY
SACKRISON**

POSITION: Center **SHOOTS:** Left

HEIGHT: 6-1 **WEIGHT:** 197

BORN: 11-12-87, St. Louis Park, Minnesota


DRAFTED: 5th Round, 124th Overall, 6-24-06

CAREER STATS

Season	Club	League	GP	REGULAR SEASON				GP	PLAYOFFS			
				G	A	PTS	PIM		G	A	PTS	PIM
2005-06	St. Louis Park	USHSW	25	41	26	67	32	—	—	—	—	—
2006-07	Tri-City	USHL	59	12	15	27	19	9	2	0	2	6
2007-08	Minnesota Mankato	NCAA	36	6	14	20	4	—	—	—	—	—
2008-09	Minnesota Mankato	NCAA	31	3	5	8	18	—	—	—	—	—



Players in the System



**IAN
SCHULTZ**

POSITION: Right Wing **SHOOTS:** Right

HEIGHT: 6-2 **WEIGHT:** 205

BORN: 2-4-90, Calgary, Alberta

DRAFTED: 3rd Round, 87th Overall, 6-21-08

CAREER STATS

CAREER STATS			REGULAR SEASON						PLAYOFFS				
Season	Club	League	GP	G	A	PTS	PIM	GP	G	A	PTS	PIM	
2006-07	Calgary	WHL	1	1	0	1	0	—	—	—	—	—	
2007-08	Calgary	WHL	67	15	15	30	128	16	2	7	9	19	
2008-09	Calgary	WHL	58	15	26	41	127	18	5	7	12	24	



**DMITRI
SEMIN**

POSITION: Center **SHOOTS:** Left

HEIGHT: 5-10 **WEIGHT:** 185

BORN: 8-14-83, Moscow, Russia

DRAFTED: 5th Round, 159th Overall, 6-24-01

CAREER STATS

CAREER STATS			REGULAR SEASON					PLAYOFFS				
Season	Club	League	GP	G	A	PTS	PIM	GP	G	A	PTS	PIM
1999-2000	Krylja Sovetov-2	RUS-3	27	9	10	19	10	—	—	—	—	—
	Krylja Sovetov	RUS-2	1	0	0	0	0	—	—	—	—	—
2000-01	Krylja Sovetov	RUS-2	32	8	6	14	8	11	2	3	5	2
2001-02	Spartak Moscow	RUS	44	2	6	8	14	—	—	—	—	—
2002-03	Spartak Moscow	RUS	51	9	13	22	30	—	—	—	—	—
2003-04	Spartak Moscow	RUS-2	60	15	23	38	34	—	—	—	—	—
2004-05	Spartak Moscow	RUS	53	7	7	14	34	—	—	—	—	—
2005-06	Spartak Moscow	RUS	51	12	14	26	38	3	0	1	1	0
2006-07	Yaroslavl Lokomotiv	RUS	41	13	13	26	30	—	—	—	—	—
2007-08	Yaroslavl Lokomotiv	RUS	54	9	14	23	46	16	1	2	3	10
2008-09	Yaroslavl Lokomotiv	RUS	53	7	13	20	28	16	4	5	9	33



**EVGENY
SKACHKOV**

POSITION: Left Wing **SHOOTS:** Right

HEIGHT: 6-0 **WEIGHT:** 187

BORN: 7-14-84, Penza, Russia

DRAFTED: 7th Round, 221st Overall, 6-22-03

CAREER STATS

CAREER STATS			REGULAR SEASON					PLAYOFFS				
Season	Club	League	GP	G	A	PTS	PIM	GP	G	A	PTS	PIM
2002-03	Kapitan	RUS	31	4	4	8	2	—	—	—	—	—
2003-04	CSKA Moscow	RUS	1	0	0	0	2	—	—	—	—	—
2004-05	Spartak	RUS	9	0	2	2	0	—	—	—	—	—
2005-06	Spartak	RUS	2	0	0	0	6	—	—	—	—	—
2006-07	Chelyabinsk Traktor	RUS	52	13	9	22	52	—	—	—	—	—
2007-08	Chelyabinsk Traktor	RUS	53	14	13	27	58	3	1	0	1	6
2008-09	Chelyabinsk Traktor	RUS	54	14	18	32	56	—	—	—	—	—



**DAVID
WARSOFSKY**

POSITION: Defenseman **SHOOTS:** Left

HEIGHT: 5-8 **WEIGHT:** 164

BORN: 5-30-90, Marshfield, Massachusetts


DRAFTED: 4th Round, 95th Overall, 6-21-08

CAREER STATS

CAREER STATS				REGULAR SEASON				PLAYOFFS				
Season	Club	League	GP	G	A	PTS	PIM	GP	G	A	PTS	PIM
2007-08	US Nat. U-18	NAHL	48	9	23	32	26	—	—	—	—	—
2008-09	Boston University	NCAA	45	3	20	23	28	—	—	—	—	—



2009 Draft



**DAVID
RUNDBLAD**

POSITION: Defenseman **SHOOTS:** Right


HEIGHT: 6-2 **WEIGHT:** 189

BORN: 10-08-90, Lycksele, Sweden

DRAFTED: 1st Round, 17th Overall, 6-26-09

CAREER STATS

CAREER STATS			REGULAR SEASON						PLAYOFFS				
Season	Club	League	GP	G	A	PTS	PIM	GP	G	A	PTS	PIM	
2006-07	Skelleftea U18	SWE U18	4	1	1	2	0	—	—	—	—	—	
	Skelleftea Jr.	SWE Jr.	14	3	4	7	12	2	0	0	0	2	
2007-08	Skelleftea U18	SWE U18	4	3	2	5	29	—	—	—	—	—	
	Skelleftea Jr.	SWE Jr.	35	11	15	26	44	2	1	3	4	6	
2008-09	Skelleftea Jr.	SWE Jr.	10	8	7	15	2	—	—	—	—	—	
	Skelleftea	SWE	45	0	10	10	8	10	1	1	2	2	



**BRETT
PONICH**

POSITION: Defenseman **SHOOTS:** Left

HEIGHT: 6-7 **WEIGHT:** 215

BORN: 2-22-91, Edmonton, Alberta

DRAFTED: 2nd Round, 48th Overall, 6-27-09

CAREER STATS

CAREER STATS			REGULAR SEASON						PLAYOFFS				
Season	Club	League	GP	G	A	PTS	PIM	GP	G	A	PTS	PIM	
2006-07	Portland	WHL	2	0	0	0	0	—	—	—	—	—	
2007-08	Portland	WHL	64	0	3	3	63	—	—	—	—	—	
2008-09	Portland	WHL	72	1	17	18	117	—	—	—	—	—	



SERGEI ANDRONOV

POSITION: Right Wing **SHOOTS:** Left


HEIGHT: 6-2 **WEIGHT:** 183

BORN: 7-19-89, Penza, Russia

DRAFTED: 3rd Round, 78th Overall, 6-27-09

CAREER STATS

CAREER STATS			REGULAR SEASON						PLAYOFFS				
Season	Club	League	GP	G	A	PTS	PIM	GP	G	A	PTS	PIM	
2006-07	Togliatti	RUS	3	0	0	0	2	—	—	—	—	—	
2007-08	Togliatti 2	RUS 3	16	10	2	12	16	8	7	2	9	0	
	Togliatti	RUS	38	2	5	7	6	4	1	0	1	6	
2008-09	Togliatti 2	RUS 3	7	5	2	7	6	3	0	2	2	32	
	Togliatti	RUS	47	9	5	14	22	5	0	1	1	8	



TYLER SHATTOCK

POSITION: Right Wing **SHOOTS:** Right

HEIGHT: 6-2 **WEIGHT:** 198

BORN: 2-10-90, Vernon, British Columbia

DRAFTED: 4th Round, 108th Overall, 6-27-09

CAREER STATS

CAREER STATS			REGULAR SEASON					PLAYOFFS				
Season	Club	League	GP	G	A	PTS	PIM	GP	G	A	PTS	PIM
2005-06	Kamloops	WHL	2	0	1	1	3	—	—	—	—	—
2006-07	Kamloops	WHL	58	7	9	16	51	4	0	0	0	0
2007-08	Kamloops	WHL	48	9	14	23	45	4	1	1	2	4
2008-09	Kamloops	WHL	68	30	39	69	82	4	0	1	1	6



2009 Draft



**DAVID
SHIELDS**

POSITION: Defenseman **SHOOTS:** Right

HEIGHT: 6-3 **WEIGHT:** 218

BORN: 1-27-91, Buffalo, New York

DRAFTED: 6th Round, 168th Overall, 6-27-09

CAREER STATS

CAREER STATS			REGULAR SEASON					PLAYOFFS				
Season	Club	League	GP	G	A	PTS	PIM	GP	G	A	PTS	PIM
2007-08	Erie	OHL	60	1	3	4	31	—	—	—	—	—
2008-09	Erie	OHL	61	1	16	17	28	5	0	0	0	5



**MAX
TARDY**

POSITION: Center **SHOOTS:** Right

HEIGHT: 5-11 **WEIGHT:** 173

BORN: 10-27-90, Duluth, Minnesota

DRAFTED: 7th Round, 202nd Overall, 6-27-09

CAREER STATS

CAREER STATS				REGULAR SEASON					PLAYOFFS				
Season	Club	League	GP	G	A	PTS	PIM	GP	G	A	PTS	PIM	
2007-08	Duluth East	High-MN	9	1	3	4	8	—	—	—	—	—	
2008-09	Duluth East	High-MN	30	35	25	60	24	—	—	—	—	—	
	Team North	UMHSEL	24	19	20	39	0	—	—	—	—	—	



FORWARDS

#	PLAYER	Pos	HT	WT	Shoots	Born	08/09 Club(s)/ League(s)	GP	G	A	PTS	PIM
42	BACKES, David	RW	6-3	220	Right	5-1-84, Minneapolis, Minnesota	St. Louis (NHL)	82	31	23	54	165
21	BERGLUND, Patrik	C	6-3	211	Left	6-2-88, Vasteras, Sweden	St. Louis (NHL)	76	21	26	47	16
22	BOYES, Brad	RW	6-0	200	Right	4-17-82, Mississauga, Ontario	St. Louis (NHL)	82	33	39	72	26
79	CRACKNELL, Adam	RW	6-1	191	Right	7-15-85, Prince Albert, SASK	Quad City (AHL)	79	10	16	26	36
26	CROMBEE, B.J.	RW	6-2	212	Right	7-10-85, Denver, Colorado	St. Louis (NHL)	66	11	6	17	122
							Dallas (NHL)	15	1	4	5	26
47	DRAZENOVIC, Nick	C	6-0	185	Left	1-14-87, Prince George, B.C.	Peoria (AHL)	76	12	21	33	43
36	ELLER, Lars	C	6-1	192	Left	5-8-89, Rodovre, Denmark	Frolunda (SWE)	48	12	17	29	28
55	JANSSEN, Cam	RW	6-0	210	Right	4-15-84, St. Louis, Missouri	St. Louis (NHL)	56	1	3	4	131
9	KARIYA, Paul	LW	5-10	180	Left	10-16-74, Vancouver, B.C.	St. Louis (NHL)	11	2	13	15	2
19	KING, D.J.	LW	6-3	228	Left	6-27-84, Meadow Lake, SASK	St. Louis (NHL)	1	0	1	1	0
82	LOVE, Mitch	LW	6-0	200	Left	6-15-84, Quesnel, B.C.	Houston (AHL)	63	2	4	6	214
18	McCLEMENT, Jay	C	6-1	201	Left	3-2-83, Kingston, Ontario	St. Louis (NHL)	82	12	14	26	29
10	McDONALD, Andy	C	5-10	183	Left	8-25-77, Strathroy, Ontario	St. Louis (NHL)	46	15	29	44	24
38	McRAE, Philip	C	6-2	187	Left	3-15-90, Minneapolis, Minnesota	London (OHL)	59	29	31	60	54
74	OSHIE, T.J.	LW	6-0	194	Right	12-23-86, Everett, Washington	St. Louis (NHL)	57	14	25	39	30
65	PADDOCK, Cam	C	6-1	191	Right	3-22-83, Vancouver, B.C.	St. Louis (NHL)	16	2	1	3	0
							Peoria (AHL)	60	8	7	15	96
52	PALUSHAJ, Aaron	RW	5-11	187	Right	9-7-89, Livonia, Michigan	Univ. of Michigan (NCAA)	39	13	37	50	26
							Peoria (AHL)	4	2	0	2	4
59	PELUSO, Anthony	LW	6-3	230	Right	4-18-89, North York, Ontario	Sault Ste. Marie (OHL)	36	9	6	15	68
							Brampton (OHL)	27	11	11	22	57
57	PERRON, David	LW	5-11	179	Right	5-28-88, Sherbrooke, Quebec	St. Louis (NHL)	81	15	35	50	50
32	PORTER, Chris	LW	6-1	201	Left	5-29-84, Toronto, Ontario	St. Louis (NHL)	6	1	1	2	0
							Peoria (AHL)	74	7	16	23	72
75	REAVES, Ryan	RW	6-1	220	Right	1-20-87, Winnipeg, Manitoba	Peoria (AHL)	57	8	9	17	130
62	SCHULTZ, Ian	RW	6-2	200	Right	2-4-90, Calgary, Alberta	Calgary (WHL)	58	15	26	41	127
76	SONNE, Brett	C	6-0	184	Left	5-16-89, Maple Ridge, B.C.	Calgary (WHL)	62	48	52	100	58
25	STASTNY, Yan	C	5-10	191	Left	9-30-82, Quebec City, Quebec	St. Louis (NHL)	34	3	4	7	20
							Peoria (AHL)	30	12	7	19	21
20	STEEN, Alex	LW	6-1	205	Left	3-1-84, Winnipeg, Manitoba	St. Louis (NHL)	61	6	18	24	24
							Toronto (NHL)	20	2	2	4	6
48	TALBOT, Julian	C	5-11	181	Left	3-24-85, Wahnapiatae, Ontario	Peoria (AHL)	65	20	23	43	43
41	TALLACKSON, Barry	LW	6-5	215	Right	4-14-83, Graton, North Dakota	New Jersey (NHL)	4	0	0	0	0
							Lowell (AHL)	56	11	10	21	29
7	TKACHUK, Keith	C	6-2	232	Left	3-28-72, Melrose, Massachusetts	St. Louis (NHL)	79	25	24	49	61
15	WINCHESTER, Brad	LW	6-5	228	Left	3-1-81, Madison, Wisconsin	St. Louis (NHL)	64	13	8	21	89
							Peoria (AHL)	13	4	2	6	46



2009-10 Roster

DEFENSEMEN

#	PLAYER	Pos	HT	WT	Shoots	Born	06/07 Club(s)/ League(s)	GP	G	A	PTS	PIM
37	BELL, Brendan	D	6-2	211	Left	3-31-83, Ottawa, Ontario	Ottawa (NHL)	53	6	15	21	24
							Binghamton (AHL)	15	6	9	15	12
4	BREWER, Eric	D	6-3	220	Left	4-17-79, Vernon, B.C.	St. Louis (NHL)	28	1	5	6	24
28	COLAIACOVO, Carlo	D	6-1	200	Left	1-27-83, Toronto, Ontario	St. Louis (NHL)	63	3	26	29	29
							Toronto (NHL)	10	0	1	1	6
63	CUNDARI, Mark	D	5-9	199	Left	4-23-90, Woodbridge, Ontario	Windsor (OHL)	60	10	22	32	143
61	FAST, T.J.	D	6-1	190	Left	9-2-87, Calgary, Alberta	Peoria (AHL)	46	1	4	5	12
							Alaska (ECHL)	9	0	1	1	6
64	FLETCHER, Justin	D	5-11	190	Left	3-30-83, Maryville, Illinois	Peoria (AHL)	68	8	24	32	50
51	HELLSTROM, Alex	D	6-3	210	Left	4-17-87, Falun, Sweden	Peoria (AHL)	40	0	1	1	37
							Alaska (ECHL)	9	0	3	3	7
5	JACKMAN, Barret	D	6-0	203	Left	3-5-81, Trail, B.C.	St. Louis (NHL)	82	4	17	21	86
6	JOHNSON, Erik	D	6-4	219	Right	3-21-88, Bloomington, Minnesota	St. Louis (NHL)	-Did Not Play-				
53	JUNLAND, Jonas	D	6-2	198	Left	11-15-87, Linköping, Sweden	St. Louis (NHL)	1	0	0	0	2
							Peoria (AHL)	70	13	18	31	52
34	LAMPMAN, Bryce	D	6-1	200	Left	8-31-82, Rochester, Minnesota	Khabarovsk Amur (RUS)	9	0	0	0	4
27	PIETRANGELO, Alex	D	6-3	204	Right	1-18-90, King City, Ontario	St. Louis (NHL)	8	0	1	1	2
							Peoria (AHL)	1	0	0	0	4
							Niagara (OHL)	36	8	21	29	32
46	POLAK, Roman	D	6-0	232	Right	4-28-86, Ostrava, Czech Republic	St. Louis (NHL)	69	1	14	15	45
77	RICHMOND, Danny	D	6-0	192	Left	8-1-84, Chicago, Illinois	Peoria (AHL)	18	1	4	5	21
							Wilkes-Barre (AHL)	55	3	14	17	108
33	STRACHAN, Tyson	D	6-1	212	Right	10-30-84, Melfort, Saskatchewan	St. Louis (NHL)	30	0	3	3	39
							Peoria (AHL)	29	2	3	5	67
83	VEIDEMAN, Adrian	D	6-2	190	Left	4-13-83, Sicamous, B.C.	Iowa (AHL)	63	6	21	27	56
49	WAGNER, Steve	D	6-1	197	Left	3-6-84, Grand Rapids, Minnesota	St. Louis (NHL)	22	2	2	4	18
							Peoria (AHL)	47	6	16	22	38
43	WEAVER, Mike	D	5-10	182	Right	5-2-78, Bramalea, Ontario	St. Louis (NHL)	58	0	7	7	12

GOALTENDERS

#	PLAYER	HT	WT	Catches	Born	06/07 Club(s)/ League(s)	GP	MIN	GA	GAA	W-L-O/T	SV%
60	ALLEN, Jake	6-2	185	Left	8-7-90, Fredericton, NB	Montreal (QMJHL)	61	3023	144	2.86	28-15-0	.916
30	BISHOP, Ben	6-7	210	Left	11-21-86, Denver, Colorado	St. Louis (NHL)	6	245	12	2.94	1-1-1	.893
						Peoria (AHL)	33	1898	89	2.81	15-16-1	.897
29	CONKLIN, Ty	6-0	184	Left	3-30-76, Anchorage, Alaska	Detroit (NHL)	40	2246	94	2.51	25-11-2	.909
50	MASON, Chris	6-0	195	Left	4-20-76, Red Deer, Alberta	St. Louis (NHL)	57	3215	129	2.41	27-21-7	.916
35	TOIVONEN, Hannu	6-2	200	Left	5-18-84, Kalvola, Finland	Ilves (FIN)	52	2913	130	2.68	19-23-9	.910



Pos.	Player	Acquired
G	Jake Allen	Second round selection, 32nd overall, in 2008 Entry Draft
F	David Backes	Second round selection, 62nd overall, in 2003 Entry Draft
D	Brendan Bell	Signed as a free agent on July 31, 2009
F	Patrik Berglund	First round selection, 25th overall, in 2006 Entry Draft
G	Ben Bishop	Third round selection, 85 th overall, in the 2005 Entry Draft
F	Brad Boyes	Acquired from Boston in exchange for Dennis Wideman on Feb. 27, 2007
D	Eric Brewer	Acquired from Edmonton along with defensemen Doug Lynch and Jeff Woywitka in exchange for defenseman Chris Pronger on August 2, 2005
D	Carlo Colaiacovo	Acquired from Toronto along with Alex Steen in exchange for Lee Stempniak on November 24, 2008
G	Ty Conklin	Signed as a free agent on July 1, 2009
F	Adam Cracknell	Signed as a free agent on July 23, 2009
F	B.J. Crombeen	Claimed on waivers from Dallas on November 18, 2008
D	Mark Cundari	Signed as a free agent on September 24, 2008
F	Nick Drazenovic	Sixth round selection, 171st overall, in 2005 Entry Draft
F	Lars Eller	First round selection, 13 th overall, in 2007 Entry Draft
D	T.J. Fast	Acquired from Los Angeles in exchange for a 2009 fifth-round draft choice on June 4, 2008
D	Justin Fletcher	Signed as a free agent on July 20, 2009
D	Alexander Hellstrom	Seventh round selection, 184th overall, in 2006 Entry Draft
D	Barret Jackman	First round selection, 17th overall, in 1999 Entry Draft
F	Cam Janssen	Acquired from New Jersey in exchange for Bryce Salvador on Feb. 26, 2008
D	Erik Johnson	First round selection, 1st overall, in 2006 Entry Draft
D	Jonas Junland	Third round selection, 64th overall, in 2006 Entry Draft
F	Paul Kariya	Signed as a free agent on July 1, 2007
F	D.J. King	Sixth round selection, 190th overall, in 2002 Entry Draft
D	Bryce Lampman	Signed as a free agent on July 29, 2009
F	Mitch Love	Signed to an AHL contract on July 27, 2009
G	Chris Mason	Acquired from Nashville in exchange for a fourth round pick (Nashville traded to New York Rangers, Rangers drafted Dale Weise) in the 2008 Entry Draft on June 19, 2008



How The Blues Training Camp Was Built

Pos.	Player	Acquired
F	Jay McClement	Second round selection, 57th overall, in 2001 Entry Draft
F	Andy McDonald	Acquired from Anaheim in exchange for Doug Weight and Michal Birner along with a 7 th round draft choice in the 2008 Entry Draft on Dec. 14, 2007
F	Philip McRae	Second round selection, 33 rd overall in 2008 Entry Draft
F	T.J. Oshie	First round selection, 24 th overall, in the 2005 Entry Draft
F	Cam Paddock	Signed as a free agent on July 2, 2008
F	Aaron Palushaj	Second round selection, 44 th overall in 2007 Entry Draft
F	Anthony Peluso	Sixth round selection, 160th overall, in the 2007 Entry Draft
F	David Perron	First round selection 26 th overall, in the 2007 Entry Draft
D	Alex Pietrangelo	First round selection, 4 th overall, in the 2008 Entry Draft
D	Roman Polak	Sixth round selection, 180th overall, in 2004 Entry Draft
F	Chris Porter	Signed as a free agent on August 21, 2007
F	Ryan Reaves	Fifth round selection, 156th overall, in 2005 Entry Draft
D	Danny Richmond	Acquired from Pittsburgh in exchange for Andy Wozniwski on March 4, 2009
F	Ian Schultz	Third round selection, 87 th overall in 2008 Entry Draft
F	Brett Sonne	Third round selection, 85 th overall in 2007 Entry Draft
F	Yan Stastny	Acquired from Boston in exchange for a fifth round pick (Denis Reul) in the 2007 Entry Draft
F	Alex Steen	Acquired from Toronto along with Carlo Colaiacovo in exchange for Lee Stempniak on November 24, 2008
D	Tyson Strachan	Signed as a free agent on October 9, 2008
F	Julian Talbot	Signed as a free agent on March 19, 2008
F	Barry Tallackson	Signed as a free agent on July 23, 2009
F	Keith Tkachuk	Rights traded to St. Louis from Atlanta along with future considerations in exchange for a conditional 1 st round draft choice in 2008 (previously acquired from Atlanta on Feb. 25, 2007, Atlanta drafted Zach Bogosian) on June 26, 2007
G	Hannu Toivonen	Acquired from Boston in exchange for forward Carl Soderberg on July 23, 2007
D	Adrian Veideman	Signed to an AHL contract on July 27, 2009
D	Steve Wagner	Signed as an undrafted free agent on March 20, 2007
D	Mike Weaver	Signed as a free agent on July 10, 2008
F	Brad Winchester	Signed as a free agent on July 16, 2008



WESTERN CONFERENCE, WEST DIVISION – 5TH SEASON



PEORIA RIVERMEN

2008-09 RESULTS: 43W-31L-2OTL-4SOL-92PTS. SECOND, WEST DIVISION



Josh Morin
Chief Operating Officer



Kevin McDonald
GM of Hockey Operations



Davis Payne
Head Coach



St. Louis Blues
NHL Affiliate

PERSONNEL

Owners..... Sports Capital Partners Worldwide
Consultant..... Bruce Saurs
Chief Operating Officer..... Josh Morin
General Manager of Hockey Operations..... Kevin McDonald
Head Coach..... Davis Payne
Assistant Coach..... Drake Berehowsky
Athletic Trainer..... Chris Palmer
Equipment Manager..... Steve Castelletti
Director of Ticket Sales..... Wendy Mitchell
Director of Corporate Sales and Marketing..... David Rak
Director of Communications..... Brendan Burke
Director of Community Relations..... Lisa Broadhurst
Manager of Client Services..... Katie Kerr
Corporate/Ticket Sales Executive..... Travis Roper
Corporate/Ticket Sales Executive..... Matt Brooks
Controller..... Karen Doering

TEAM INFORMATION

Club Colors..... Navy, Royal Blue, Gold, White
Web Site..... www.rivermen.net
Home Arena..... Peoria Civic Center - Carver Arena
Seating Capacity..... 9,919
Dimensions of Ice Surface..... 200' x 85'
Ticket Prices..... \$20, \$15
Attendance Records..... Game: 8,217 vs. Grand Rapids, 1/28/06
Season: 191,201 – 2005-06
Average: 4,780 – 2005-06
Press Box Location..... Sections 12 and 14
Flagship Radio Station..... Hippie 101.1 FM
Time Zone..... Central (EST -1)

Peoria Rivermen: 201 SW Jefferson Ave., Peoria, IL 61602 •
Phone: (309) 676-1040 • Fax: (309) 676-2488 • Tickets: (309)
676-8700

St. Louis Blues: Scottrade Center, 1401 Clark Avenue, St. Louis,
MO 63103 • Phone (314) 622-2500 • Fax (314)
622-2582 • www.stlblues.com

MEDIA DIRECTORY

NEWSPAPER/WIRE

Peoria Journal Star • 1 News Plaza, Peoria, IL 61643 • Phone (309) 686-3214 • Fax (309) 686-3205 • Contact: Dave Eminian, Kirk Wessler, Bill Lienes • www.pjstar.com
Pekin Daily News • P.O. Box 430, Pekin, IL 61555 • Phone (309) 346-1111, x654 • Fax (309) 346-1446 • Contact: Steve Robinson • www.pekintimes.com
Galesburg Register • P.O. Box 310, Galesburg, IL 61402 • Phone (309) 343-7181, x225 • Fax (309) 343-2382 • Contact: Mike Trueblood • www.register-mail.com
Canton Daily Ledger • P.O. Box 540, Canton, IL 61520 • Phone (309) 647-5100 • Fax (309) 647-4665 • Contact: Stephen Shank • www.cantondailyledger.com
Associated Press • 1 News Plaza, Peoria, IL 61643 • Phone (309) 682-0141 • www.ap.org

TELEVISION

WMBD (CBS-31) • 3131 N. University St., Peoria, IL 61604 • Phone (309) 686-9462 • Fax (309) 686-8658 • Contact: Kurt Pegler, Donnie Tillman
WEEK (NBC-25)/WHOI (ABC-19) • 2907 Springfield Rd., East Peoria, IL 61611 • Phone (309) 698-3729 • Fax (309) 698-2070 • Contact: Lee Hall, Jim Mattson, Mark Strauss, Josh Simon

RADIO

Independence Media Group (Hippie 101/ESPN Radio 96.5/98.5 Kiss FM/99.9 The Stage) • 4234 N. Brandywine Dr., Suite D, Peoria, IL 61614 • Phone (309) 686-0101 • Fax (309) 686-0111 • Contact: Ben Rosenthal, Doc Watson
WMBD-AM 1470 • P.O. Box 9050, Peoria, IL 61602 • Phone (309) 637-3700 • Fax (309) 686-8655 • Contact: Dave Dahl, Ed Hammond
WJBC-AM 1230 • 236 Greenwood Ave., Bloomington, IL 61704 • Phone (309) 821-1000, x205 • Fax (309) 829-6397 • Contact: Greg Halbleib
Regent Broadcasting (99X/97.3 River Country/95.5 GLO/Hope 98.5) • 120 Eaton St., Peoria, IL 61603 • Phone (309) 676-5000 • Fax (309) 676-2600 • Contact: Rick Morgan, Lisa Franks, Rick Stephenson, Matt Bahan





Peoria Rivermen Coaching Staff



Davis Payne
Head Coach

Davis Payne, 38, was named the 15th head coach of the Peoria Rivermen on July 8, 2008 after serving one year as an assistant with the club. In his first year as an American Hockey league head coach, Payne guided the Rivermen to a 43-31-2-4 record and returned Peoria to the postseason following a two-year drought. Prior to joining the Rivermen before to the 2007-08 campaign, Payne had spent a total of seven seasons as a head coach in the ECHL. Most recently, Kamloops, BC native established a .691 winning

percentage over four years as head coach for the Alaska Aces, the Rivermen ECHL affiliate.

The 2006-07 ECHL Coach of the Year, Payne led the Aces to the 2006 ECHL Kelly Cup Championship and also guided the club to three consecutive trips to the Conference Finals; it was the first time in 15 years and only the second time in ECHL history that a team

advanced to the ECHL's Final Four in three straight seasons. Thirty-eight of Alaska's 48 lifetime playoff wins had came under Payne's direction, with his winning percentage in the

playoffs (38-21, .644) nearly matching that of his four regular seasons in Alaska.

Payne, who owns a 289-142-45 (.654 winning percentage) in seven seasons as an ECHL head coach between Alaska and the Pee Dee (SC) Pride, remains second all-time in ECHL history with 50 postseason victories, 12 of which came during his three years with Pee Dee.

A graduate of NCAA Division I Michigan Tech, Payne appeared in 22 NHL games with the Boston Bruins during his eight-year playing career that spanned 464 games with 324 points (155g, 169a). He was originally drafted by the Edmonton Oilers in the seventh round of the 1989 NHL Entry Draft.

A native of Kamloops, BC, Payne and his wife Jane have two daughters, Allison and Lydia.

**Drake Berehowsky**
Assistant Coach

Drake Berehowsky, 37, joined the Peoria Rivermen as an assistant coach on August 11 after having previously served in the same role for the Barrie Colts of the Ontario Hockey League. Berehowsky's major functions include contributing to the development of Blues prospects through on-ice instruction, conditioning work, video breakdown, advance scouting, and player

evaluation, among other duties. He also supervises the play of Rivermen defensemen during games. While with Barrie, a team Berehowsky played Junior B for, the Colts went 58-67-6-5 and made the playoffs each year. This is his first professional coaching assignment

In 16 professional seasons as a player, the former first round pick accumulated 549 regular season games in the National Hockey League scattered between six different teams. Taken 10th overall by the Toronto Maple Leafs in the 1990 NHL Entry Draft, he was a force for two seasons on the North Bay Centennials blue line and was named a First-Team All-Star and the CHL Defenceman-of-the-Year in 1992. After scoring 27 points in 28 games for the AHL's St. John's Maple Leafs, Berehowsky was recalled mid-way through the 1992-93 season by the Maple Leafs.

In April 1995, Toronto shipped him to the Pittsburgh Penguins for defenseman Grant Jennings. He spent some time in the minors with Cleveland (IHL), San Antonio (IHL), Carolina (AHL) and Hamilton (AHL) until joining the young Edmonton Oilers in 1997-98. In 1998, Berehowsky was claimed by the Nashville Predators in the expansion draft. In 1999-2000, he set career highs with 12 goals and 32 points. At the 2001 trade deadline, the Predators dealt him to the Vancouver Canucks where he spent the early part of the 2001-02 season before joining the Phoenix Coyotes midway through the year.

After parts of two seasons with the Coyotes, Berehowsky signed with the Pittsburgh Penguins in the summer of 2003, his second stint with the club. Upon his arrival, Berehowsky went on to register 21 points (5-16-21) in 47 games before being acquired by the Toronto Maple Leafs in the second half of the season for Ric Jackman. He played briefly in Sweden and Germany before retiring following the 2005-06 season.

Born in Toronto, Berehowsky and his wife Lori have five children: daughters Dylan (5), and Dawson (2); sons Duke (4), Daniel (3), and Dalton (1).



2008-09 Peoria Rivermen (AHL) Final Statistics

#	Name	POS	GP	G	A	PTS	+/-	PIM	PP	SH	GW	Pt/G	PIM/G	Shots	Sh%
41	Steve Regier	LW	73	22	28	50	18	61	9	1	6	0.68	0.84	150	0.147
23	Trent Whitfield	C	69	20	30	50	5	37	6	4	4	0.72	0.54	179	0.112
12	Julian Talbot	C	65	20	23	43	7	43	10	0	3	0.66	0.66	136	0.147
10	Nicholas Drazenovic	C	76	12	21	33	-1	43	3	2	3	0.43	0.57	126	0.095
27	Carl Corazzini (total)	RW	80	11	21	32	-12	22	1	0	2	0.40	0.28	158	0.070
	SPR	RW	55	7	12	19	-10	18	1	0	1	0.35	0.33	110	0.064
	PEO	RW	25	4	9	13	-2	4	0	0	1	0.52	0.16	48	0.083
36	Justin Fletcher (total)	D	68	8	24	32	20	50	2	0	3	0.47	0.74	112	0.071
	PEO	D	68	8	24	32	20	50	2	0	3	0.47	0.74	112	0.071
44	Jonas Junland	D	70	13	18	31	-1	52	6	2	1	0.44	0.74	126	0.103
24	Chris Conner	RW	30	16	12	28	3	10	4	0	2	0.93	0.33	81	0.198
11	Chris Porter	LW	74	7	16	23	1	72	0	1	3	0.31	0.97	107	0.065
49	Steve Wagner	D	47	6	16	22	-10	38	1	1	0	0.47	0.81	88	0.068
2	Danny Richmond (total)	D	73	4	18	22	3	129	2	0	1	0.30	1.77	75	0.053
	WBS	D	55	3	14	17	-5	108	1	0	1	0.31	1.96	52	0.058
	PEO	D	18	1	4	5	8	21	1	0	0	0.28	1.17	23	0.043
21	Yan Stastny	C	30	12	7	19	8	21	5	3	3	0.63	0.70	73	0.164
33	Jonathan Filewich (total)	RW	68	7	12	19	-12	18	2	0	0	0.28	0.26	123	0.057
	WBS	RW	19	2	2	4	0	6	1	0	0	0.21	0.32	26	0.077
	PEO	RW	49	5	10	15	-12	12	1	0	0	0.31	0.24	97	0.052
20	Ivan Vishnevskiy	D	67	6	13	19	-5	28	3	1	0	0.28	0.42	74	0.081
4	Nikolay Lemtyugov	RW	27	5	14	19	-2	20	3	0	0	0.70	0.74	56	0.089
38	Ryan Reaves	RW	57	8	9	17	9	130	0	1	0	0.30	2.28	54	0.148
3	Jim Jackson	D	45	3	14	17	1	38	0	0	0	0.38	0.84	65	0.046
7	Andy Wozniowski	D	56	1	16	17	-8	56	1	0	1	0.30	1.00	84	0.012
27	Josh Soares	F	27	8	7	15	-2	20	4	0	2	0.56	0.74	43	0.186
18	Cam Paddock	C	60	8	7	15	-3	96	0	0	0	0.25	1.60	90	0.089
14	Jeff Cowan	LW	71	5	10	15	-11	94	1	0	0	0.21	1.32	86	0.058
29	Charles Linglet	LW	37	1	8	9	-3	23	0	0	0	0.24	0.62	67	0.015
19	Curtis Fraser	C	65	2	6	8	-4	90	0	0	0	0.12	1.38	49	0.041
5	Jeff Woywitka	D	7	0	7	7	3	2	0	0	0	1.00	0.29	9	0.000
16	Brad Winchester	LW	13	4	2	6	1	46	2	0	0	0.46	3.54	36	0.111
25	Tyson Strachan	D	29	2	3	5	-5	67	0	0	2	0.17	2.31	30	0.067
15	T.J. Fast	D	46	1	4	5	2	12	0	0	0	0.11	0.26	18	0.056
42	Eric Neilson	RW	50	3	0	3	-5	207	0	0	1	0.06	4.14	24	0.125
8	Aaron Palushaj	RW	4	2	0	2	1	4	1	0	1	0.50	1.00	10	0.200
43	Alexandre Imbeault	C	6	2	0	2	-6	0	1	0	1	0.33	0.00	10	0.200
27	Bryan Miller	D	3	0	2	2	-1	2	0	0	0	0.67	0.67	3	0.000
34	Matt Foy	RW	4	0	2	2	0	33	0	0	0	0.50	8.25	11	0.000
30	Ben Bishop	G	33	0	2	2	0	2	0	0	0	0.06	0.06	3	0.000
21	Ross Carlson	LW	3	1	0	1	-2	2	0	0	0	0.33	0.67	5	0.200
17	Tomas Kana	LW	18	1	0	1	-5	15	0	0	0	0.06	0.83	15	0.067
7	Jori Lehtera	C	7	0	1	1	1	2	0	0	0	0.14	0.29	5	0.000
37	Alexander Hellstrom	D	40	0	1	1	-1	37	0	0	0	0.03	0.93	14	0.000
32	Jon Booras	F	1	0	0	0	0	4	0	0	0	0.00	4.00	1	0.000
34	Alex Pietrangelo	D	1	0	0	0	0	4	0	0	0	0.00	4.00	1	0.000
35	Marek Schwarz	G	10	0	0	0	0	0	0	0	0	0.00	0.00	0	0.000
31	Chris Holt	G	20	0	0	0	0	2	0	0	0	0.00	0.10	0	0.000
35	Manny Legace	G	23	0	0	0	0	0	0	0	0	0.00	0.00	1	0.000

#	Goalie	GP	MINS	W	L	SOL	SO	EN	GA	GAA	SA	SVS	SV%
31	Chris Holt	20	1111	10	6	2	1	3	32	1.73	467	435	0.931
35	Manny Legace	23	1290	14	7	1	3	1	43	2.00	658	615	0.935
30	Ben Bishop	33	1898	15	16	1	1	6	89	2.81	860	771	0.897
35	Marek Schwarz	10	523	4	4	0	0	2	31	3.56	235	204	0.868



2009-10 Peoria Rivermen Schedule

Day Date Time Visiting Team @ Home Team

OCTOBER

Sat	10/3/09	7:00 PM	Grand Rapids	@ Peoria
Sun	10/4/09	3:00 PM	Rockford	@ Peoria
Fri	10/9/09	7:00 PM	Milwaukee	@ Peoria
Wed	10/14/09	7:00 PM	Milwaukee	@ Peoria
Fri	10/16/09	7:00 PM	Hamilton	@ Peoria
Sat	10/17/09	7:05 PM	Peoria	@ Rockford
Wed	10/21/09	7:00 PM	Rockford	@ Peoria
Sat	10/24/09	7:00 PM	Rockford	@ Peoria
Fri	10/30/09	7:30 PM	Peoria	@ Lake Erie
Sat	10/31/09	1:00 PM	Peoria	@ Lake Erie

NOVEMBER

Sun	11/1/09	4:00 PM	Peoria	@ Hamilton
Thu	11/5/09	7:00 PM	San Antonio	@ Peoria
Fri	11/6/09	7:00 PM	Peoria	@ Milwaukee
Wed	11/11/09	7:00 PM	Texas	@ Peoria
Fri	11/13/09	7:00 PM	Abbotsford	@ Peoria
Sat	11/14/09	7:00 PM	Milwaukee	@ Peoria
Wed	11/18/09	7:00 PM	Peoria	@ Houston
Fri	11/20/09	7:00 PM	Peoria	@ San Antonio
Sat	11/21/09	7:00 PM	Peoria	@ Chicago
Wed	11/25/09	7:00 PM	Abbotsford	@ Peoria
Fri	11/27/09	7:00 PM	Manitoba	@ Peoria
Sat	11/28/09	7:00 PM	Grand Rapids	@ Peoria

DECEMBER

Wed	12/2/09	7:00 PM	Peoria	@ Milwaukee
Fri	12/4/09	7:00 PM	Manitoba	@ Peoria
Sat	12/5/09	7:00 PM	Peoria	@ Grand Rapids
Wed	12/9/09	7:30 PM	Peoria	@ Texas
Fri	12/11/09	7:30 PM	Peoria	@ Houston
Sat	12/12/09	7:00 PM	San Antonio	@ Peoria
Tue	12/15/09	7:00 PM	Grand Rapids	@ Peoria
Sat	12/19/09	6:00 PM	Peoria	@ Abbotsford
Sun	12/20/09	6:00 PM	Peoria	@ Abbotsford
Sun	12/27/09	4:00 PM	Peoria	@ Grand Rapids
Tue	12/29/09	7:00 PM	Peoria	@ Lake Erie
Wed	12/30/09	7:00 PM	Peoria	@ Toronto
Thu	12/31/09	7:00 PM	Chicago	@ Peoria

JANUARY

Sat	1/2/10	7:00 PM	Peoria	@ Chicago
Fri	1/8/10	7:00 PM	Toronto	@ Peoria
Sat	1/9/10	7:00 PM	Peoria	@ Chicago
Sun	1/10/10	3:00 PM	Milwaukee	@ Peoria
Fri	1/15/10	7:00 PM	Peoria	@ Grand Rapids

Day Date Time Visiting Team @ Home Team

JANUARY (cont'd.)

Sat	1/16/10	7:00 PM	Rockford	@ Peoria
Sun	1/17/10	3:00 PM	Peoria	@ Chicago
Fri	1/22/10	7:00 PM	Rockford	@ Peoria
Sat	1/23/10	7:00 PM	Chicago	@ Peoria
Fri	1/29/10	7:05 PM	Peoria	@ Rockford
Sat	1/30/10	7:00 PM	Houston	@ Peoria
Sun	1/31/10	6:00 PM	Texas	@ Peoria

FEBRUARY

Wed	2/3/10	7:00 PM	Peoria	@ Houston
Fri	2/5/10	7:30 PM	Peoria	@ Texas
Sat	2/6/10	7:00 PM	Peoria	@ Texas
Tue	2/9/10	7:00 PM	Peoria	@ Chicago
Fri	2/12/10	7:00 PM	San Antonio	@ Peoria
Sat	2/13/10	7:00 PM	San Antonio	@ Peoria
Fri	2/19/10	7:00 PM	Chicago	@ Peoria
Sat	2/20/10	7:00 PM	Peoria	@ Grand Rapids
Sun	2/21/10	5:00 PM	Houston	@ Peoria
Tue	2/23/10	7:00 PM	Texas	@ Peoria
Fri	2/26/10	7:00 PM	Chicago	@ Peoria
Sat	2/27/10	7:05 PM	Peoria	@ Rockford
Sun	2/28/10	3:00 PM	Milwaukee	@ Peoria

MARCH

Thu	3/4/10	7:00 PM	Grand Rapids	@ Peoria
Sat	3/6/10	7:00 PM	Lake Erie	@ Peoria
Sun	3/7/10	4:00 PM	Peoria	@ Milwaukee
Tue	3/9/10	7:00 PM	Peoria	@ San Antonio
Wed	3/10/10	7:30 PM	Peoria	@ Texas
Fri	3/12/10	7:30 PM	Peoria	@ Houston
Sun	3/14/10	3:00 PM	Peoria	@ San Antonio
Wed	3/17/10	7:00 PM	Peoria	@ San Antonio
Fri	3/19/10	7:05 PM	Peoria	@ Rockford
Sun	3/21/10	3:00 PM	Texas	@ Peoria
Wed	3/24/10	7:00 PM	Chicago	@ Peoria
Fri	3/26/10	7:05 PM	Peoria	@ Rockford
Sat	3/27/10	7:00 PM	Houston	@ Peoria
Sun	3/28/10	3:00 PM	Houston	@ Peoria

APRIL

Thu	4/1/10	7:00 PM	Lake Erie	@ Peoria
Fri	4/2/10	7:00 PM	Peoria	@ Milwaukee
Sat	4/3/10	7:00 PM	Lake Erie	@ Peoria
Tue	4/6/10	1:00 PM	Peoria	@ Milwaukee
Fri	4/9/10	7:30 PM	Peoria	@ Manitoba
Sat	4/10/10	7:30 PM	Peoria	@ Manitoba



Alaska Aces

East Coast Hockey League

724 E. 15th Ave.,

Anchorage, AK 99501

907-258-2237 (phone)

907-278-4297 (fax)

Website: www.alaskaaces.com

Arena: Sullivan Arena

Capacity: 6,251



Ownership Group

Terry Parks – *Managing Member*

Dan Coffey – *Owner*

Jerry Mackie – *Owner*

Steve Adams – *Owner*

Rod Udd – *Owner*

Al Haynes – *Owner*

Front Office

Brendan Desjardin – *Director of Ticket Sales & Merchandise*

Jack Michaels – *Vice President, Operations*

George Sandoval – *VP of Sales & Marketing*

Anna Bosco – *Senior Ticket Executive*

Brenda Gayton – *Account Executive*

Devon Hewlett – *Public Relations Coordinator*

Diane Johnson – *Director of Community Relations*

Crystal Norman – *Executive Assistant*

Vanessa Schlei – *Ticket Sales Representative*

Melanie San Angelo – *Account Executive*

Hockey Operations

Brent Thompson – *Head Coach*

Jim Spooner – *Head Athletic Trainer*

Michael Burkhead – *Equipment Manager*



REGULAR SEASON

No.	Goalie	GP	Mins	W	L	OTL	SOL	S0	EN	GA	GA	S0GP	SOW	SOL	S0GA	S0A	S0%	SA	SVS	SV%
31	Chris Holt	5	300	3	2	0	0	1	9	1.8	0	0	0	0	0	0	168	159	0.946	
	Jean-Philippe Lamoureux	51	3071	33	16	0	2	8	5	117	2.29	5	3	2	6	22	0.727	1524	1407	0.923
1	Kevin Regan (total)	6	363	3	3	0	0	0	1	15	2.48	1	1	0	0	5	1	184	169	0.918
	GWT	2	120	1	1	0	0	0	0	5	2.5	0	0	0	0	0	0	52	47	0.904
	AK	4	243	2	2	0	0	0	1	10	2.47	0	0	0	0	5	1	132	122	0.924
35	Kevin Nastuik (total)	23	1397	11	9	0	3	1	65	2.79	3	0	3	8	16	0.5	614	549	0.894	
	GWT	17	1037	6	8	0	3	0	51	2.95	3	0	3	8	16	0.5	467	416	0.891	
	AK	6	360	5	1	0	0	1	0	14	2.33	0	0	0	0	0	0	147	133	0.905
35	Marek Schwarz	5	304	2	2	1	0	0	1	16	3.15	1	1	0	0	4	1	166	150	0.904
31	Matt Lundin	1	60	0	1	0	0	0	5	5	0	0	0	0	0	0	0	40	0	0.889
35	Trevor Lunn (total)	1	16	0	0	0	0	0	2	7.33	0	0	0	0	0	0	0	13	11	0.846
	PHX	1	16	0	0	0	0	0	0	2	7.33	0	0	0	0	0	0	13	11	0.846
	TOTAL	72	4338	45	24	1	2	10	8	171	2.36	7	5	2	6	31	0.806	2182	2011	0.922

No.	Goalie	GP	Mins	W	L	OTL	SOL	SO	EN	GA	GA/A	SOGP	SOW	SOL	SOGA	SOA	SO%	SA	SVS	SV%
31	Matt Lundin	1	13	0	0	0	0	0	0	0	0	0	0	0	0	0	0	5	5	1
	Jean-Philippe Lamoureux	21	1263	15	5	1	0	4	3	41	1.95	0	0	0	0	0	0	620	579	0.934
	TOTAL	21	1276	15	5	1	0	4	3	41	1.93	0	0	0	0	0	0	625	584	0.934



2009-10 Alaska Aces (ECHL) Schedule

All times Alaska Standard Time
HOME GAMES in CAPS

OCTOBER

Friday	16	VICTORIA	7:15 PM
Saturday	17	VICTORIA	7:15 PM
Monday	19	VICTORIA	7:15 PM
Thursday	22	@ Las Vegas	6:05 PM
Friday	23	@ Las Vegas	6:05 PM
Saturday	24	@ Las Vegas	6:05 PM
Friday	30	IDAHO	7:15 PM
Saturday	31	IDAHO	7:15 PM

NOVEMBER

Sunday	1	IDAHO	5:05 PM
Friday	6	@ Stockton	6:30 PM
Saturday	7	@ Stockton	6:30 PM
Sunday	8	@ Ontario	4:00 PM
Friday	13	BAKERSFIELD	7:15 PM
Saturday	14	BAKERSFIELD	7:15 PM
Thursday	19	@ Bakersfield	6:00 PM
Friday	20	@ Bakersfield	6:00 PM
Sunday	22	@ Bakersfield	4:00 PM
Wednesday	25	@ Utah	5:05 PM
Friday	27	@ Utah	5:05 PM
Saturday	28	@ Utah	5:30 PM

DECEMBER

Thursday	3	@ Idaho	5:10 PM
Friday	4	@ Idaho	5:10 PM
Friday	11	STOCKTON	7:15 PM
Saturday	12	STOCKTON	7:15 PM
Sunday	13	STOCKTON	5:05 PM
Friday	18	@ Idaho	5:10 PM
Saturday	19	@ Idaho	5:10 PM
Sunday	27	@ Victoria	4:05 PM
Monday	28	@ Victoria	6:05 PM
Wednesday	30	ONTARIO	7:15 PM
Thursday	31	ONTARIO	7:15 PM

JANUARY

Saturday	2	VICTORIA	7:15 PM
Sunday	3	VICTORIA	5:05 PM
Monday	4	VICTORIA	7:15 PM
Wednesday	6	UTAH	7:15 PM
Friday	8	UTAH	7:15 PM
Saturday	9	UTAH	7:15 PM
Friday	15	LAS VEGAS	7:15 PM
Saturday	16	LAS VEGAS	7:15 PM
Friday	22	@ Stockton	6:30 PM
Saturday	23	@ Stockton	6:30 PM
Wednesday	27	@ Bakersfield	6:00 PM
Friday	29	@ Ontario	6:30 PM
Saturday	30	@ Ontario	6:00 PM

FEBRUARY

Wednesday	3	BAKERSFIELD	7:15 PM
Friday	5	BAKERSFIELD	7:15 PM
Saturday	6	BAKERSFIELD	7:15 PM
Thursday	11	@ Victoria	6:05 PM
Saturday	13	@ Victoria	6:05 PM
Sunday	14	@ Victoria	Noon
Friday	19	LAS VEGAS	7:15 PM
Saturday	20	LAS VEGAS	7:15 PM
Sunday	21	LAS VEGAS	5:05 PM
Wednesday	24	@ Idaho	5:10 PM
Friday	26	@ Idaho	5:10 PM
Saturday	27	@ Idaho	5:10 PM

MARCH

Wednesday	3	UTAH	7:15 PM
Thursday	4	UTAH	7:15 PM
Wednesday	10	ONTARIO	7:15 PM
Friday	12	ONTARIO	7:15 PM
Saturday	13	ONTARIO	7:15 PM
Thursday	18	@ Las Vegas	6:05 PM
Friday	19	@ Las Vegas	6:05 PM
Saturday	20	@ Las Vegas	6:05 PM
Wednesday	24	@ Ontario	6:00 PM
Friday	26	@ Ontario	6:30 PM
Saturday	27	@ Ontario	6:00 PM
Tuesday	30	IDAHO	7:15 PM
Wednesday	31	IDAHO	7:15 PM

APRIL

Friday	2	STOCKTON	7:15 PM
Saturday	3	STOCKTON	7:15 PM





2008-09 SEASON RECAP



Final Standings

NHL DIVISION STANDINGS

EASTERN CONFERENCE

NORTHEAST DIVISION

		GP	W	L	OTL	GF	GA	PTS
BOSTON	(1)	82	53	19	10	274	196	116
MONTREAL	(8)	82	41	30	11	249	247	93
BUFFALO	(10)	82	41	32	9	250	234	91
OTTAWA	(11)	82	36	35	11	217	237	83
TORONTO	(12)	82	34	35	13	250	293	81

ATLANTIC DIVISION

		GP	W	L	OTL	GF	GA	PTS
NEW JERSEY	(3)	82	51	27	4	244	209	106
PITTSBURGH	(4)	82	45	28	9	264	239	99
PHILADELPHIA	(5)	82	44	27	11	264	238	99
NY RANGERS	(7)	82	43	30	9	210	218	95
NY ISLANDERS	(15)	82	26	47	9	201	279	61

SOUTHEAST DIVISION

		GP	W	L	OTL	GF	GA	PTS
WASHINGTON	(2)	82	50	24	8	272	245	108
CAROLINA	(6)	82	45	30	7	239	226	97
FLORIDA	(9)	82	41	30	11	234	231	93
ATLANTA	(13)	82	35	41	6	257	280	76
TAMPA BAY	(14)	82	24	40	18	210	279	66

WESTERN CONFERENCE

CENTRAL DIVISION

		GP	W	L	OTL	GF	GA	PTS
DETROIT	(2)	82	51	21	10	295	244	112
CHICAGO	(4)	82	46	24	12	264	216	104
ST. LOUIS	(6)	82	41	31	10	233	233	92
COLUMBUS	(7)	82	41	31	10	226	230	92
NASHVILLE	(10)	82	40	34	8	213	233	88

PACIFIC DIVISION

		GP	W	L	OTL	GF	GA	PTS
SAN JOSE	(1)	82	53	18	11	257	204	117
ANAHEIM	(8)	82	42	33	7	245	238	91
DALLAS	(12)	82	36	35	11	230	257	83
PHOENIX	(13)	82	36	39	7	208	252	79
LOS ANGELES	(14)	82	34	37	11	207	234	79

NORTHWEST DIVISION

		GP	W	L	OTL	GF	GA	PTS
VANCOUVER	(3)	82	45	27	10	246	220	100
CALGARY	(5)	82	46	30	6	254	248	98
MINNESOTA	(9)	82	40	33	9	219	200	89
EDMONTON	(11)	82	38	35	9	234	248	85
COLORADO	(15)	82	32	45	5	199	257	69

TEAM STANDINGS BY CONFERENCE

EASTERN CONFERENCE

		GP	W	L	OTL	GF	GA	PTS
BOSTON		82	53	19	10	274	196	116
WASHINGTON		82	50	24	8	272	245	108
NEW JERSEY		82	51	27	4	244	209	106
PITTSBURGH		82	45	28	9	264	239	99
PHILADELPHIA		82	44	27	11	264	238	99
CAROLINA		82	45	30	7	239	226	97
NY RANGERS		82	43	30	9	210	218	95
MONTREAL		82	41	30	11	249	247	93
FLORIDA		82	41	30	11	234	231	93
BUFFALO		82	41	32	9	250	234	91
OTTAWA		82	36	35	11	217	237	83
TORONTO		82	34	35	13	250	293	81
ATLANTA		82	35	41	6	257	280	76
TAMPA BAY		82	24	40	18	210	279	66
NY ISLANDERS		82	26	47	9	201	279	61

WESTERN CONFERENCE

		GP	W	L	OTL	GF	GA	PTS
SAN JOSE		82	53	18	11	257	204	117
DETROIT		82	51	21	10	295	244	112
VANCOUVER		82	45	27	10	246	220	100
CHICAGO		82	46	24	12	264	216	104
CALGARY		82	46	30	6	254	248	98
ST. LOUIS		82	41	31	10	233	233	92
COLUMBUS		82	41	31	10	226	230	92
ANAHEIM		82	42	33	7	245	238	91
MINNESOTA		82	40	33	9	219	200	89
NASHVILLE		82	40	34	8	213	233	88
EDMONTON		82	38	35	9	234	248	85
DALLAS		82	36	35	11	230	257	83
PHOENIX		82	36	39	7	208	252	79
LOS ANGELES		82	34	37	11	207	234	79
COLORADO		82	32	45	5	199	257	69

2008-2009 Season Recap

League Leaders

NHL SCORING LEADERS

PLAYER	TEAM	GP	G	A	PTS	+/-	PIM	PP	SH	GW	S	PCTG
EVGENI MALKIN	PITTSBURGH	82	35	78	113	17	80	14	2	4	290	12.1
ALEXANDER OVECHKIN	WASHINGTON	79	56	54	110	8	72	19	1	10	528	10.6
SIDNEY CROSBY	PITTSBURGH	77	33	70	103	3	76	7	0	3	238	13.9
PAVEL DATSYUK	DETROIT	81	32	65	97	34	22	11	1	3	248	12.9
ZACH PARISE	NEW JERSEY	82	45	49	94	30	24	14	0	8	364	12.4
ILYA KOVALCHUK	ATLANTA	79	43	48	91	-12	50	12	0	6	275	15.6
RYAN GETZLAF	ANAHEIM	81	25	66	91	5	121	9	0	2	227	11.0
JAROME IGINLA	CALGARY	82	35	54	89	-2	37	10	0	4	289	12.1
MARC SAVARD	BOSTON	82	25	63	88	25	70	9	0	5	213	11.7
NICKLAS BACKSTROM	WASHINGTON	82	22	66	88	16	46	14	0	1	174	12.6
JOE THORNTON	SAN JOSE	82	25	61	86	16	56	11	0	3	139	18.0
JEFF CARTER	PHILADELPHIA	82	46	38	84	23	68	13	4	12	342	13.5
MIKE CAMMALLERI	CALGARY	81	39	43	82	-2	44	19	0	6	255	15.3
DANIEL SEDIN	VANCOUVER	82	31	51	82	24	36	9	0	7	285	10.9
HENRIK SEDIN	VANCOUVER	82	22	60	82	22	48	4	0	8	143	15.4

DEFENSEMEN SCORING LEADERS

PLAYER	TEAM	GP	G	A	PTS	+/-	PIM	PP	SH	GW	S	PCTG
MIKE GREEN	WASHINGTON	68	31	42	73	24	68	18	1	4	243	12.8
ANDREI MARKOV	MONTREAL	78	12	52	64	-2	36	7	0	3	165	7.3
NICKLAS LIDSTRM	DETROIT	78	16	43	59	31	30	10	0	4	180	8.9
SCOTT NIEDERMAYER	ANAHEIM	82	14	45	59	-8	70	9	0	2	178	7.9
BRIAN RAFALSKI	DETROIT	78	10	49	59	17	20	5	0	1	141	7.1

GOAL SCORING

PLAYER	TEAM	GP	G	PLAYER	TEAM	GP	A
ALEX OVECHKIN	WASHINGTON	79	56	EVGENI MALKIN	PITTSBURGH	82	78
JEFF CARTER	PHILADELPHIA	82	46	SIDNEY CROSBY	PITTSBURGH	77	70
ZACH PARISE	NEW JERSEY	82	45	RYAN GETZLAF	ANAHEIM	81	66
ILYA KOVALCHUK	ATLANTA	79	43	NICKLAS BACKSTROM	WASHINGTON	82	66
THOMAS VANEK	BUFFALO	73	40	PAVEL DATSYUK	DETROIT	81	65
MARIAN HOSSA	DETROIT	74	40	MARC SAVARD	BOSTON	82	63
RICK NASH	COLUMBUS	78	40	JOE THORNTON	SAN JOSE	82	61
ERIC STAAL	CAROLINA	82	40	HENRIK SEDIN	VANCOUVER	82	60
MIKE CAMMALLERI	CALGARY	81	39	MIKE RIBEIRO	DALLAS	82	56
DANY HEATLEY	OTTAWA	82	39	ALEXANDER OVECHKIN	WASHINGTON	79	54

ASSISTS

POWER-PLAY GOALS

NAME	TEAM	GP	PPG	NAME	TEAM	GP	SHG
THOMAS VANEK	BUFFALO	73	20	MIKE RICHARDS	PHILADELPHIA	79	7
ALEXANDER OVECHKIN	WASHINGTON	79	19	PATRICK MARLEAU	SAN JOSE	76	5
MIKE CAMMELLERI	CALGARY	81	19	RICK NASH	COLUMBUS	78	5
MIKE GREEN	WASHINGTON	68	18	SEAN BERGENHEIM	NY ISLANDERS	59	4
TEEMU SELANNE	ANAHEIM	65	16	*KRIS VERSTEEG	CHICAGO	78	4
BRAD BOYES	ST. LOUIS	82	16	SIMON GAGNE	PHILADELPHIA	79	4
DANY HEATLEY	OTTAWA	82	15	MIKKO KOIVU	MINNESOTA	79	4

SHORT-HANDED GOALS

POWER-PLAY ASSISTS

NAME	TEAM	GP	PPA	NAME	TEAM	GP	SHA
SIDNEY CROSBY	PITTSBURGH	77	33	MARTY REASONER	ATLANTA	79	5
ANDREI MARKOV	MONTREAL	78	32	SIMON GAGNE	PHILADELPHIA	79	4
VYACHESLAV KOZLOV	ATLANTA	82	31	SCOTT NIEDERMAYER	ANAHEIM	82	4
RYAN GETZLAF	ANAHEIM	81	28	SCOTT NICHOL	NASHVILLE	43	3
NICKLAS BACKSTROM	WASHINGTON	82	28	*T.J. OSHIE	ST. LOUIS	57	3
ALES HEMSKY	EDMONTON	72	27	MIKE GRIER	SAN JOSE	62	3

SHORT-HANDED ASSISTS

League Leaders

POWER-PLAY POINTS

NAME	TEAM	GP	PPP
ALEXANDER OVECHKIN	WASHINGTON	79	46
VYACHESLAV KOZLOV	ATLANTA	82	43
NICKLAS BACKSTROM	WASHINGTON	82	42
EVGENI MALKIN	PITTSBURGH	82	41
SIDNEY CROSBY	PITTSBURGH	77	40
ANDREI MARKOV	MONTREAL	78	39

SHORT-HANDED POINTS

NAME	TEAM	GP	SHP
MIKE RICHARDS	PHILADELPHIA	79	9
SIMON GAGNE	PHILADELPHIA	79	8
PATRICK MARLEAU	SAN JOSE	76	7
*KRIS VERSTEEG	CHICAGO	78	7
RICK NASH	COLUMBUS	78	6
MARTY REASONER	ATLANTA	79	6

GAME-WINNING GOALS

NAME	TEAM	GP	GW
JEFF CARTER	PHILADELPHIA	82	12
BRAD BOYES	ST. LOUIS	82	11
PETR SYKORA	PITTSBURGH	76	10
PATRICK MARLEAU	SAN JOSE	76	10
ALEXANDER OVECHKIN	WASHINGTON	79	10

SHOTS

NAME	TEAM	GP	S
ALEX OVECHKIN	WASHINGTON	79	528
ERIC STAAL	CAROLINA	82	372
ZACH PARISE	NEW JERSEY	82	364
JEFF CARTER	PHILADELPHIA	82	342
HENRIK ZETTERBERG	DETROIT	77	309

SHOOTING PERCENTAGES (MIN. 82 SHOTS)

NAME	TEAM	GP	G	S	PCTG
RYAN MALONE	TAMPA BAY	70	26	124	21.0
LOUI ERIKSSON	DALLAS	82	36	178	20.2
KYLE WELLWOOD	VANCOUVER	74	18	94	19.1
THOMAS VANEK	BUFFALO	73	40	211	19.0
ANDREW BRUNETTE	MINNESOTA	80	22	118	18.6
ALEXANDER FROLOV	LOS ANGELES	77	32	176	18.2

PLUS/MINUS

NAME	TEAM	GP	+ / -
DAVID KREJCI	BOSTON	82	37
*BLAKE WHEELER	BOSTON	81	36
PAVEL DATSYUK	DETROIT	81	34
DUNCAN KEITH	CHICAGO	77	33
TRAVIS ZAJAC	NEW JERSEY	82	33
DENNIS WIDEMAN	BOSTON	79	32

* DENOTES ROOKIE

2008-2009 Season Recap

St. Louis Blues Final Scoring

POS	PLAYER	GP	G	A	PTS	PIM	+/-	SH	PP	GW	S	S%	TOI
C	BRAD BOYES	82	33	39	72	26	-20	0	16	11	220	15.0	19:08
C	DAVID BACKES	82	31	23	54	165	-3	2	6	1	208	14.9	17:41
L	DAVID PERRON	81	15	35	50	50	13	0	4	3	161	9.3	14:31
C	KEITH TKACHUK	79	25	24	49	61	-11	0	14	4	185	13.5	16:57
C	* PATRIK BERGLUND	76	21	26	47	16	19	0	7	1	143	14.7	14:43
C	ANDY MCDONALD	46	15	29	44	24	-13	1	6	1	128	11.7	19:04
C	* T.J. OSHIE	57	14	25	39	30	16	1	6	1	101	13.9	16:34
D	CARLO COLAIACOVO	73	3	27	30	35	0	0	0	0	87	3.4	18:15
C	ALEX STEEN	81	8	20	28	30	-10	1	3	0	148	5.4	16:20
C	JAY MCCLEMENT	82	12	14	26	29	-10	3	0	3	137	8.8	16:36
R	* B.J. CROMBEEN	81	12	10	22	148	-9	1	0	3	124	9.7	12:43
L	BRAD WINCHESTER	64	13	8	21	89	-1	0	5	3	82	15.9	12:09
D	BARRET JACKMAN	82	4	17	21	86	-17	1	1	0	89	4.5	23:26
D	JEFF WOYWITKA	65	3	15	18	57	8	0	2	1	71	4.2	18:28
L	PAUL KARIYA	11	2	13	15	2	1	0	0	0	31	6.5	18:06
D	ROMAN POLAK	69	1	14	15	45	-15	0	0	1	73	1.4	21:32
D	JAY MCKEE	69	1	7	8	44	11	0	0	1	43	2.3	17:18
C	YAN STASTNY	34	3	4	7	20	-14	0	0	0	10	10.0	12:44
D	MIKE WEAVER	58	0	7	7	12	-3	0	0	0	36	.0	17:15
D	ERIC BREWER	28	1	5	6	24	-14	0	1	0	49	2.0	25:07
R	DAN HINOTE	51	1	4	5	64	-7	0	0	0	24	4.2	10:54
L	STEVE REGIER	8	3	1	4	4	-1	0	2	0	11	27.3	10:59
D	* STEVE WAGNER	22	2	2	4	18	-5	0	0	0	16	12.5	15:37
R	CAM JANSSEN	56	1	3	4	131	-5	0	0	0	22	4.5	5:01
C	* CAM PADDOCK	16	2	1	3	0	-4	0	0	0	17	11.8	10:40
D	* TYSON STRACHAN	30	0	3	3	39	8	0	0	0	21	.0	13:26
C	* CHRIS PORTER	6	1	1	2	0	-1	0	0	0	7	14.3	10:31
L	D.J. KING	1	0	1	1	0	0	0	0	0	0	.0	8:20
C	TRENT WHITFIELD	3	0	1	1	0	2	0	0	0	4	.0	11:02
D	* ALEX PIETRANGELO	8	0	1	1	2	0	0	0	0	7	.0	16:30
G	CHRIS MASON	57	0	1	1	0	0	0	0	0	0	.0	56:24
G	* CHRIS HOLT	1	0	0	0	0	0	0	0	0	0	.0	18:33
D	ANDY WOZNIEWSKI	1	0	0	0	0	0	0	0	0	0	.0	6:44
D	* JONAS JUNLAND	1	0	0	0	2	0	0	0	0	0	.0	12:28
G	* MAREK SCHWARZ	2	0	0	0	0	0	0	0	0	0	.0	7:41
G	* BEN BISHOP	6	0	0	0	0	0	0	0	0	0	.0	40:49
G	MANNY LEGACE	29	0	0	0	0	0	0	0	0	0	.0	50:04

GOALTENDING

GOALTENDER	GP	MINS	AVG	W	L	OT	EN	SO	GA	SA	SV%	G	A	PIM
* CHRIS HOLT	1	19	.00	0	0	0	0	0	0	3	1.000	0	0	0
* MAREK SCHWARZ	2	15	.00	0	0	0	0	0	0	5	1.000	0	0	0
CHRIS MASON	57	3215	2.41	27	21	7	7	6	129	1544	.916	0	1	0
* BEN BISHOP	6	245	2.94	1	1	1	1	0	12	112	.893	0	0	0
MANNY LEGACE	29	1452	3.18	13	9	2	1	0	77	669	.885	0	0	0

Marek Schwarz and Ben Bishop shared a shutout vs. FLA on Oct. 25, 2008.

* DENOTES ROOKIE

St. Louis Blues Home/Road Scoring

PLAYER	POS	HOME					ROAD					TOTAL				
		H GP	H G	H A	H PTS	H +/-	R GP	R G	R A	R PTS	R +/-	T GP	T G	T A	T PTS	T +/-
BRAD BOYES	R	41	17	20	37	-6	41	16	19	35	-14	82	33	39	72	-20
KEITH TKACHUK	C	39	16	13	29	-3	40	9	11	20	-8	79	25	24	49	-11
DAVID BACKES	R	41	13	11	24	-2	41	18	12	30	-1	82	31	23	54	-3
PATRIK BERGLUND	C	38	12	13	25	11	38	9	13	22	8	76	21	26	47	19
DAVID PERRON	L	40	8	22	30	11	41	7	13	20	2	81	15	35	50	13
T.J. OSHIE	C	32	7	16	23	7	25	7	9	16	9	57	14	25	39	16
B.J. CROMBEEN	R	38	7	6	13	-5	43	5	4	9	-4	81	12	10	22	-9
BRAD WINCHESTER	L	30	6	4	10	0	34	7	4	11	-1	64	13	8	21	-1
ANDY MCDONALD	C	23	5	15	20	-8	23	10	14	24	-5	46	15	29	44	-13
JAY MCCLEMENT	C	41	5	7	12	-6	41	7	7	14	-4	82	12	14	26	-10
ALEXANDER STEEN	C	40	4	8	12	-14	41	4	12	16	4	81	8	20	28	-10
BARRET JACKMAN	D	41	3	8	11	-6	41	1	9	10	-11	82	4	17	21	-17
STEVE REGIER	L	3	3	0	3	0	5	0	1	1	-1	8	3	1	4	-1
CARLO COLAIACOVO	D	35	2	13	15	-3	38	1	14	15	3	73	3	27	30	0
YAN STASTNY	C	15	2	3	5	-6	19	1	1	2	-8	34	3	4	7	-14
STEVE WAGNER	D	12	2	1	3	-4	10	0	1	1	-1	22	2	2	4	-5
JEFF WOYWITKA	D	31	1	11	12	4	34	2	4	6	4	65	3	15	18	8
ROMAN POLAK	D	34	1	10	11	-5	35	0	4	4	-10	69	1	14	15	-15
PAUL KARIYA	L	8	1	9	10	2	3	1	4	5	-1	11	2	13	15	1
JAY MCKEE	D	33	1	6	7	7	36	0	1	1	4	69	1	7	8	11
CAM JANSSEN	R	32	1	2	3	-3	24	0	1	1	-2	56	1	3	4	-5
ERIC BREWER	D	14	1	1	2	-8	14	0	4	4	-6	28	1	5	6	-14
CHRIS PORTER	L	3	1	1	2	0	3	0	0	0	-1	6	1	1	2	-1
MIKE WEAVER	D	31	0	5	5	-3	27	0	2	2	0	58	0	7	7	-3
DAN HINOTE	R	26	0	2	2	-5	25	1	2	3	-2	51	1	4	5	-7
TYSON STRACHAN	D	17	0	1	1	3	13	0	2	2	5	30	0	3	3	8
D.J. KING	L	1	0	1	1	0	0	0	0	0	0	1	0	1	1	0
TRENT WHITFIELD	C	3	0	1	1	2	0	0	0	0	0	3	0	1	1	2
CAM PADDOCK	C	6	0	1	1	-3	10	2	0	2	-1	16	2	1	3	-4
JONAS JUNLAND	D	0	0	0	0	0	1	0	0	0	0	1	0	0	0	0
ANDY WOZNIEWSKI	D	0	0	0	0	0	1	0	0	0	0	1	0	0	0	0
ALEX PIETRANGELO	D	2	0	0	0	1	6	0	1	1	-1	8	0	1	1	0

2008-2009 Season Recap

St. Louis Blues Team Game-By-Game Results

GM#	DATE	TEAM	SCORE	REC	PTS	PP	PK	SCORERS	SF-SA	GOALIES	ATT.
1	10/10	NSH	5-2 W	1-0-0	2	4-6	4-4	7pp, 5, 22pp , 7pp, 42pp	22-22	Legace	19,150 *
2	10/11	@ NYI	2-5 L	1-1-0	2	1-3	3-4	22, 7pp	26-34	Mason	16,234
3	10/13	@ TOR	5-4 SOW	2-1-0	4	2-5	6-6	22, 21pp, 7pp, 9, (22*)	26-39	Legace	19,045
4	10/16	DAL	6-1 W	3-1-0	6	2-4	3-3	7, 77 , 25, 22pp, 49, 4pp	23-30	Legace	18,550
5	10/18	CHI	4-3 SOW	4-1-0	8	0-4	2-3	32, 7, 10, (74*)	29-26	Legace	19,150 *
6	10/22	DET	3-4 L	4-2-0	8	2-5	1-3	7pp, 22, 74pp	24-34	Legace	19,150 *
7	10/24	LA	0-4 L	4-3-0	8	0-4	3-3		15-29	Legace/Bishop	19,150 *
8	10/25	FLA	4-0 W	5-3-0	10	2-7	5-5	22pp , 9, 7pp, 22	31-17	Bishop/Schwarz	19,150 *
9	10/30	CAR	0-1 L	5-4-0	10	0-3	6-7		19-29	Mason	17,860
10	11/1	PIT	3-6 L	5-5-0	10	0-3	4-5	5, 74, 21	22-28	Mason	19,150 *
11	11/5	@ ANA	2-5 L	5-6-0	10	1-5	0-1	21, 10pp	32-27	Mason	16,144
12	11/6	@ SJ	4-5 SOL	5-6-1	11	1-6	7-8	7pp, 12, 10, 42	29-43	Bishop	17,496
13	11/8	@ LA	3-5 L	5-7-1	11	1-4	3-6	10, 21, 22pp	27-31	Legace	17,182
14	11/12	@ BUF	3-4 L	5-8-1	11	0-1	3-3	57, 21, 12	33-32	Legace/Mason	18,690
15	11/14	@ CHI	4-3 OTW	6-8-1	13	1-6	6-6	10sh, 57, 65, 10pp	30-35	Legace	22,260
16	11/16	MTL	2-3 SOL	6-8-2	14	1-9	10-10	41, 41pp	26-26	Legace	19,150 *
17	11/21	ANA	3-2 OTW	7-8-2	16	2-5	4-5	42pp, 41pp, 12	28-28	Legace	19,150 *
18	11/22	@ MIN	2-1 W	8-8-2	18	1-2	5-5	22, 22pp	26-32	Mason	18,568
19	11/25	@ NSH	1-0 SOW	9-8-2	20	0-4	5-5	(57*)	17-47	Mason	13,825
20	11/26	@ COL	1-3 L	9-9-2	20	0-3	2-3	7	22-28	Legace	14,568
21	11/29	EDM	2-4 L	9-10-2	20	0-4	3-4	22, 21	29-22	Legace	19,150 *
22	11/30	@ ATL	4-2 W	10-10-2	22	2-4	2-2	42, 7pp, 22pp , 18en	47-30	Mason	14,078
23	12/3	@ MIN	0-4 L	10-11-2	22	0-3	3-5		22-37	Mason	18,568
24	12/5	CGY	3-4 OTL	10-11-3	23	2-5	3-5	42, 21pp, 22pp	25-30	Mason	17,365
25	12/6	PHX	4-3 W	11-11-3	25	1-4	3-4	42, 21pp, 7, 26	30-26	Legace	19,150 *
26	12/8	NSH	6-3 W	12-11-3	27	2-6	1-2	6, 20pp, 21pp, 26 , 22, 26	26-21	Legace	14,537
27	12/10	@ ANA	2-4 L	12-12-3	27	1-5	3-4	26, 22pp	28-36	Legace/Mason	16,058
28	12/11	@ LA	2-6 L	12-13-3	27	0-4	3-6	65, 28	28-32	Mason/Bishop	13,851
29	12/13	@ SJ	4-5 L	12-14-3	27	1-6	4-5	15pp, 26, 15, 42	33-38	Mason	17,496
30	12/16	CGY	3-6 L	12-15-3	27	1-7	4-5	21, 22pp, 42	31-31	Mason	16,426
31	12/18	@ WSH	2-4 L	12-16-3	27	1-5	4-5	42, 15pp	31-29	Bishop	18,277
32	12/20	MIN	4-2 W	13-16-3	29	0-3	5-5	21, 42, 46 , 18en	24-26	Legace	19,150 *
33	12/21	BOS	3-6 L	13-17-3	29	1-3	2-4	15pp, 18sh, 25	32-28	Legace/Mason	19,150 *
34	12/23	@ DET	1-4 L	13-18-3	29	0-6	5-7	21	34-41	Legace	20,066
35	12/27	SJ	3-2 SOW	14-18-3	31	0-2	3-3	57, 15, (15*)	28-26	Legace	19,150 *
36	12/28	ANA	3-4 L	14-19-3	31	2-6	2-4	57, 7pp, 22pp	30-29	Mason	19,150 *
37	12/30	NJ	3-4 L	14-20-3	31	0-1	3-3	22, 42, 20	31-26	Legace	19,150 *
38	1/2	@ CAR	1-2 L	14-21-3	31	0-2	3-5	42	31-29	Mason/Legace	17,092
39	1/3	CBJ	5-2 W	15-21-3	33	4-9	5-5	15pp, 26sh, 7pp, 74pp, 20pp	27-22	Legace	19,150 *
40	1/9	@ VAN	6-4 W	16-21-3	35	1-5	1-2	42, 21, 20, 74, 22pp , 26	36-22	Legace	18,630
41	1/11	@ EDM	1-2 L	16-22-3	35	0-5	5-5	25	22-28	Legace	16,839

Mid-Season Totals:

GF	GA	RECORD	PTS	PP	PK	SF	SA
119	138	16-22-3	35	40-184	149-185	1,132	1,226

Game winning goal in bold

2008-09 Mid-Season Total Home Attendance: 391,138

2008-09 Mid-Season Average Home Attendance: 18,626

2008-09 Mid-Season Home Sellouts (19,150 capacity): 16

* Denotes home sellout.

** Denotes sellout and largest home crowd of the season

(^) Denotes game-winning shootout goal. Only counts as a team goal



St. Louis Blues Team Game-By-Game Results

GM#	DATE	TEAM	SCORE	REC	PTS	PP	PK	SCORERS	SF-SA	GOALIES	ATT.
42	1/13	@ CGY	1-3 L	16-23-3	35	0-3	3-5	13	28-34	Mason	19,289
43	1/15	COL	5-2 W	17-23-3	37	2-3	4-4	21, 55, 22pp , 74pp, 42sh-en	26-26	Legace	17,545
44	1/17	CHI	1-2 OTL	17-23-4	38	1-5	2-3	42pp	28-21	Legace	19,250 **
45	1/19	@ BOS	5-4 SOW	18-23-4	40	1-3	2-4	15, 18, 57pp, 42, (74*)	31-26	Legace/Mason	17,565
46	1/21	@ CHI	2-0 W	19-23-4	42	1-4	3-3	29pp , 7	29-21	Mason	22,299
47	1/29	OTT	1-3 L	19-24-4	42	0-3	5-5	15	23-30	Mason	18,639
48	1/31	PHI	4-0 W	20-24-4	44	2-8	11-11	18 , 28, 42pp, 21pp	35-36	Mason	19,150 *
49	2/2	@ DET	3-4 SOL	20-24-5	45	3-7	3-3	74pp, 21pp, 5pp	33-21	Legace/Mason	19,384
50	2/3	@ CBJ	4-2 W	21-24-5	47	0-4	4-5	22, 18, 22 , 18	22-35	Mason	13,560
51	2/5	EDM	1-2 SOL	21-24-6	48	0-4	3-3	18sh	34-23	Mason	15,668
52	2/7	COL	4-1 W	22-24-6	50	0-4	5-5	74, 7 , 22, 57	23-24	Mason	19,250 **
53	2/10	VAN	4-6 L	22-25-6	50	2-3	3-5	49, 22pp, 7pp, 10	28-30	Mason	16,431
54	2/12	@ NSH	3-4 SOL	22-25-7	51	0-4	4-5	42, 57, 15	27-34	Mason	14,307
55	2/13	CHI	1-0 W	23-25-7	53	1-5	5-5	22pp	23-22	Mason	19,150 *
56	2/16	NYR	2-1 W	24-25-7	55	0-3	3-3	28, 26	33-20	Mason	16,341
57	2/18	@ CBJ	3-4 L	24-26-7	55	1-5	2-3	15, 20sh, 74pp	24-21	Mason/Holt	14,305
58	2/19	@ NSH	2-1 OTW	25-26-7	57	0-3	3-3	10, 7	36-29	Mason	15,037
59	2/21	NSH	0-1 OTL	25-26-8	58	0-3	1-1		30-22	Mason	19,250 **
60	2/24	PHX	2-1 W	26-26-8	60	0-0	4-4	57, 18sh	24-25	Mason	17,512
61	2/26	@ DAL	3-1 W	27-26-8	62	0-2	6-6	18, 74 , 21	22-42	Mason	17,603
62	2/28	@ PHX	3-1 W	28-26-8	64	1-2	2-3	18, 57pp, 10	30-27	Mason	15,893
63	3/3	DET	0-5 L	28-27-8	64	0-3	5-7		22-36	Mason	19,250 **
64	3/6	@ TB	4-3 OTW	29-27-8	66	1-5	2-3	7, 10pp, 42, 22	36-23	Mason	13,831
65	3/7	@ FLA	3-5 L	29-28-8	66	1-4	3-5	42, 42, 22pp	29-35	Mason	17,591
66	3/10	DAL	5-2 W	30-28-8	68	2-6	5-6	42, 57, 15pp , 57, 7pp	27-22	Mason	17,708
67	3/12	SJ	3-1 W	31-28-8	70	0-4	6-7	10, 22 , 5sh-en	26-25	Mason	19,150 *
68	3/14	DET	2-5 L	31-29-8	70	0-4	4-4	74, 29	32-27	Mason/Bishop	19,250 **
69	3/15	MIN	5-3 W	32-29-8	72	3-7	2-2	42pp, 7pp, 57pp, 15 , 22en	36-22	Mason	19,150 *
70	3/17	@ EDM	1-2 SOL	32-29-9	73	1-4	3-4	42pp	32-34	Mason	16,839
71	3/19	@ VAN	0-3 L	32-30-9	73	0-5	2-2		30-21	Mason	18,630
72	3/20	@ CGY	3-2 W	33-30-9	75	0-2	3-4	74sh, 10, 18	28-35	Mason	19,289
73	3/24	LA	2-0 W	34-30-9	77	1-5	6-6	21pp , 21	23-22	Mason	19,150 *
74	3/26	VAN	4-2 W	35-30-9	79	2-6	5-5	74, 42sh, 57pp , 10pp	32-23	Mason	19,250 **
75	3/28	CBJ	4-3 SOW	36-30-9	81	0-5	3-3	7, 21, 20, (57*)	28-27	Mason	19,250 **
76	3/29	@ CBJ	5-2 W	37-30-9	83	1-6	3-4	74, 22pp, 57 , 21, 42	27-28	Mason	17,095
77	4/1	@ CHI	1-3 L	37-31-9	83	1-4	8-8	29pp	17-30	Mason	21,548
78	4/2	@ DET	5-4 W	38-31-9	85	1-4	4-5	42, 42, 42, 10pp, 42	33-38	Mason	19,935
79	4/4	@ DAL	4-5 OTL	38-31-10	86	1-5	2-2	22, 22, 42, 74pp	26-24	Mason	18,532
80	4/7	@ PHX	5-1 W	39-31-10	88	0-2	3-3	26, 15 , 7, 26, 57	24-29	Mason	13,761
81	4/10	CBJ	3-1 W	40-31-10	90	2-6	0-0	10pp, 7pp , 7	25-17	Mason	19,250 **
82	4/12	@ COL	1-0 W	41-31-10	92	0-2	3-3	22	17-28	Mason	13,661

Season Totals:	GF	GA	RECORD	PTS	PP	PK	SF	SA
	233	233	41-31-10	92	72-351	299-357	2,271	2,341

Game winning goal in bold

2008-09 Total Home Attendance: 760,732

2008-09 Average Home Attendance: 18,544

2008-09 Home Sellouts (19,150 capacity): 29

* Denotes home sellout.

** Denotes sellout and largest home crowd of the season

(^) Denotes game-winning shootout goal. Only counts as a team goal

2008-2009 Season Recap

St. Louis Blues Results vs. Each NHL Team

WESTERN CONFERENCE (34-21-9)

CENTRAL DIVISION (14-6-4)

Chicago (4-1-1)			Columbus (5-1-0)			Detroit (1-4-1)			Nashville (4-0-2)		
10/18	H	4-3 SOW*	1/3	H	5-2 W	10/22	H	3-4 L	10/10	H	5-2 W
11/14	A	4-3 OTW*	2/3	A	4-2 W	12/23	A	1-4 L	11/25	A	1-0 SOW*
1/17	H	1-2 OTL*	2/18	A	3-4 L	2/2	A	3-4 SOL*	12/8	H	6-3 W
1/21	A	2-0 W	3/28	H	4-3 SOW*	3/3	H	0-5 L	2/12	A	3-4 SOL*
2/13	H	1-0 W	3/29	A	5-2 W	3/14	H	2-5 L	2/19	A	2-1 OTW*
4/1	A	1-3 L	4/10	H	3-1 W	4/2	A	5-4 W	2/21	H	0-1 OTL*

NORTHWEST DIVISION (9-8-3)

Calgary (1-2-1)			Colorado (3-1-0)			Edmonton (0-2-2)			Minnesota (3-1-0)			Vancouver (2-2-0)		
12/5	H	3-4 OTL*	11/26	A	1-3 L	11/29	H	2-4 L	11/22	A	2-1 W	1/9	A	6-4 W
12/16	H	3-6 L	1/15	H	5-2 W	1/11	A	1-2 L	12/3	A	4-0 L	2/10	H	6-4 L
1/13	A	1-3 L	2/7	H	4-1 W	2/5	H	1-2 SOL*	12/20	H	4-2 W	3/19	A	0-3 L
3/20	A	3-2 W	4/12	A	1-0 W	3/17	A	1-2 SOL*	3/15	H	5-3 W	3/26	H	4-2 W

PACIFIC DIVISION (11-7-2)

Anaheim (1-3-0)			Dallas (3-0-1)			Los Angeles (1-3-0)			Phoenix (4-0-0)			San Jose (2-1-1)		
11/5	A	2-5 L	10/16	H	6-1 W	10/24	H	0-4 L	12/6	H	4-3 W	11/6	A	4-5 SOL*
11/21	H	3-2 OTW*	2/26	A	3-1 W	11/8	A	3-5 L	2/24	H	2-1 W	12/13	A	4-5 L
12/10	A	2-4 L	3/10	H	5-2 W	12/11	A	2-6 L	2/28	A	3-1 W	12/27	H	3-2 SOW*
12/28	H	3-4 L	4/4	A	4-5 OTL*	3/24	H	2-0 W	4/7	A	5-1 W	3/12	H	3-1 W

EASTERN CONFERENCE (7-10-1)

ATLANTIC DIVISION (2-3-0)

New Jersey (0-1-0)			NY Islanders (0-1-0)			NY Rangers (1-0-0)			Philadelphia (1-0-0)			Pittsburgh (0-1-0)		
12/30	H	3-4 L	10/11	A	2-5 L	2/16	H	2-1 W	1/31	H	4-0 W	11/1	H	3-6 L

NORTHEAST DIVISION (2-3-1)

Boston (1-1-0)			Buffalo (0-1-0)			Montreal (0-0-1)			Ottawa (0-1-0)			Toronto (1-0-0)		
12/21	H	3-6 L	11/12	A	3-4 L	11/16	H	2-3 SOL*	1/29	H	1-3 L	10/13	A	5-4 SOW*
1/19	A	5-4 SOW*												

SOUTHEAST DIVISION (3-4-0)

Atlanta (1-0-0)			Carolina (0-2-0)			Florida (1-1-0)			Tampa Bay (1-0-0)			Washington (0-1-0)		
11/30	A	4-2 W	10/30	H	0-1 L	10/25	H	4-0 W	3/6	A	4-3 OTW*	12/18	A	2-4 L
			1/2	A	1-2 L	3/7	A	3-5 L						

* denotes overtime win/loss (shootout loss or win)

Season Highs and Lows

BLUES' MOST – ONE PERIOD

Goals	3 – Sixteen Times, Last, Apr. 7 at Phoenix (2nd period)
Goals Allowed	4 – Three Times, Last, Mar. 14 vs. Detroit (2nd period)
Shots	20 – Jan. 19 at Boston (3rd period)
Shots Allowed	20 – Mar. 20 at Calgary (2nd period)

BLUES' FEWEST – ONE PERIOD

Shots	2 – Feb. 3 at Columbus (3rd period)
Shots Allowed	1 – Dec. 8 vs. Nashville (3rd period)

BLUES' MOST – ONE GAME

Goals	6 – Three Times, Last, Jan. 9 at Vancouver
Goals Allowed	6 – Five Times, Last, Feb. 10 vs. Vancouver
Shots	47 – Nov. 30 at Atlanta
Shots Allowed	47 – Nov. 25 at Nashville
Power Play Goals	4 – Twice, Last, Jan. 3 vs. Columbus
Power Play Goals Allowed	3 – Twice, Last, Dec. 11 at Los Angeles
Shorthanded Goals	1 – Ten Times, Last, Mar. 26 vs. Vancouver
Shorthanded Goals Allowed	1 – Eight Times, Last, Apr. 1 at Chicago
Penalty Minutes	42 – Nov. 13 at Chicago
Penalty Minutes, Opponents	41 – Dec. 16 vs. Calgary
Penalty Minutes, Both Teams	78 – Dec. 16 vs. Calgary

BLUES' FEWEST – ONE GAME

Shots	15 – Oct. 24 vs. Los Angeles
Shots Allowed	17 – Twice, Last, Apr. 10 vs. Columbus

BLUES' LARGEST – ONE GAME

Margin of Victory	5 – Oct. 16 vs. Dallas (6-1)
Margin of Defeat	5 – Mar. 3 vs. Detroit (0-5)

BLUES' LONGEST – SEASON

Winning Streak	5 games – Mar. 20 - Mar. 29
Home	5 games – Mar. 15 - Apr. 10
Road	4 games – Feb. 19 - Mar. 6
Losing Streak	6 games – Oct. 30 - Nov. 12 (0-5-1)
Home	2 games – Five Times, Last, Jan. 17 - Jan. 29 (0-1-1)
Road	7 games – Dec. 3 - Jan. 2 (0-7-0)
Point Streak	5 games – Five Times, Last, Apr. 2 - Apr. 12 (4-0-1)
Home	5 games – Mar. 15 - Apr. 10 (5-0-0)
Road	5 games – Jan. 19 - Feb. 12 (3-0-2)
Pointless Streak	5 games – Dec. 10-18
Home	2 games – Twice, Last, Dec. 28 - Dec. 30
Road	7 games – Dec. 3 - Jan. 2

INDIVIDUAL MOST – ONE PERIOD

Goals	2 – Seven Times, Last, Brad Boyes, Apr. 4 at Dallas (2nd Period)
Goals Allowed	2 – Seven Times, Last, Pavel Datsyuk, Mar. 14 vs. Detroit (2nd Period)
Assists	3 – Brad Boyes, Dec. 6 vs. Phoenix (2nd Period)
Assists Allowed	3 – Kevin Krejci, Dec. 21 vs. Boston (1st Period)
Points	3 – Twice, Last, Brad Boyes (2g, 1a), Apr. 4 at Dallas (2nd Period)
Points Allowed	3 – Twice, Last, Niklas Kronwall (1g, 2a), Apr. 2 at Detroit (3rd Period)

2008-2009 Season Recap

Season Highs and Lows

INDIVIDUAL MOST – ONE GAME

Goals	4 – David Backes, Apr. 2 at Detroit
Goals Allowed	3 – Twice, Last, David Booth, Mar. 7 at Florida
Assists	3 – Five Times, Last, Andy McDonald, Mar. 6 at Tampa Bay
Assists Allowed	4 – Dion Phaneuf, Dec. 5 vs. Calgary
Points	4 – Four Times, Last, Brad Boyes (2g, 2a), Apr. 4 at Dallas
Points Allowed	4 – Three Times, Last, David Booth (3g, 1a), Mar. 7 at Florida
Shots	9 – David Backes, Apr. 2 at Detroit
Shots Allowed	8 – Three Times, Last, Shea Weber, Feb. 10 at Nashville
Saves	47 – Chris Mason, Nov. 25 at Nashville (1-0 SOW)
Saves Allowed	43 – Ondrej Pavelec, Nov. 30 at Atlanta (4-2 W)
Penalty Minutes	20 – David Backes, Jan. 3 vs. Columbus
Penalty Minutes, Opponents	17 – Twice, Last, Brian Sutherby, Mar. 10 vs. Dallas

INDIVIDUAL LONGEST – SEASON

Goals Streak	6 Games – Keith Tkachuk (7g) Oct. 10 - Oct. 22
Assists Streak	6 Games – Paul Kariya (9a), Oct. 10 - Oct. 22
Points Streak	6 Games – Brad Boyes (5g, 4a), Paul Kariya (1g, 9a) and Keith Tkachuk (7g, 0a), Oct. 10 - Oct. 22



Individual Game-By-Game

Date	Opp	BREWER #4	JACKMAN #5	TKACHUK #7	KARIYA #9
Oct 10	Vs NSH	0-0 2/-1 24:43	1-0 1/1 10:09	2-0 3/0 16:41	0-2 2/0 14:12
Oct 11	@ NYI	0-0 1/-2 23:43	1-0 1/-1 22:25	1-0 3/-2 17:32	0-2 3/-2 21:34
Oct 13	@ TOR	0-0 1/1 29:59	0-0 1/-2 21:55	1-0 7/-2 15:51	1-1 4/0 21:45
Oct 16	Vs DAL	1-0 2/1 25:05	0-0 0/0 20:37	1-0 3/2 13:13	0-2 3/0 12:29
Oct 18	Vs CHI	0-0 2/-2 28:40	0-1 1/2 22:46	1-0 5/1 19:54	0-1 2/1 24:48
Oct 22	Vs DET	0-0 2/-1 24:29	0-0 0/0 19:33	1-0 1/0 19:25	0-1 4/0 21:06
Oct 24	Vs LA	0-0 0/-2 20:53	0-0 2/-2 18:37	0-0 1/-2 17:14	0-0 2/-1 18:59
Oct 25	Vs FLA	0-0 2/1 24:37	0-0 1/1 21:30	1-1 1/0 16:08	1-1 6/1 17:43
Oct 30	Vs CAR	0-0 1/0 24:58	0-0 0/0 21:31	0-0 2/0 17:23	0-0 2/0 20:03
Nov 1	Vs PIT	0-0 1/-1 21:45	1-0 1/-2 24:17	0-0 2/-2 16:52	0-2 2/1 19:25
Nov 5	@ ANA	0-0 2/-3 22:47	0-0 2/-1 24:08	0-0 3/-1 20:30	0-1 1/1 7:04
Nov 6	@ SJ	0-0 1/1 29:40	0-1 2/1 25:20	1-0 2/0 20:58	INJ
Nov 8	@ LA	0-0 3/-2 28:17	0-0 1/-1 19:00	0-1 4/0 19:07	INJ
Nov 12	@ BUF	0-0 2/1 27:06	0-0 1/0 20:19	0-1 3/-1 19:59	INJ
Nov 14	@ CHI	0-1 2/1 28:19	0-0 0/0 24:34	0-0 1/-2 21:09	INJ
Nov 16	Vs MTL	0-0 1/-1 29:33	0-0 1/-1 29:04	0-0 2/0 18:47	INJ
Nov 21	Vs ANA	0-0 3/0 25:36	0-0 0/1 29:05	0-0 3/0 19:04	INJ
Nov 22	@ MIN	0-1 0/0 26:30	0-0 1/1 23:47	0-1 3/1 15:58	INJ
Nov 25	@ NSH	0-0 0/0 26:58	0-0 2/0 22:55	0-0 1/0 19:42	INJ
Nov 26	@ COL	0-1 1/0 22:30	0-0 0/-1 22:52	1-0 2/1 18:54	INJ
Nov 29	Vs EDM	0-0 3/-3 23:59	0-0 3/-1 23:41	0-1 2/1 18:46	INJ
Nov 30	@ ATL	0-1 6/0 24:05	0-0 3/2 23:41	1-0 4/0 19:26	INJ
Dec 3	@ MIN	0-0 2/-2 23:42	0-0 0/0 22:31	0-0 0/0 19:32	INJ
Dec 5	Vs CGY	0-0 1/-1 23:52	0-1 1/1 23:09	0-0 1/-1 19:18	INJ
Dec 6	Vs PHX	0-1 2/0 20:29	0-0 0/1 22:17	1-1 2/0 15:46	INJ
Dec 8	Vs NSH	0-0 3/2 20:36	0-1 0/-1 21:36	0-1 1/1 18:39	INJ
Dec 10	@ ANA	0-0 2/-1 25:33	0-0 2/0 14:09	0-0 3/-2 19:00	INJ
Dec 11	@ LA	0-0 1/0 25:00	0-0 0/-1 21:25	0-1 1/0 13:01	INJ
Dec 13	@ SJ	INJ	0-0 3/0 21:43	0-0 7/1 18:30	INJ
Dec 16	Vs CGY	INJ	0-1 3/-2 24:37	0-1 1/1 18:13	INJ
Dec 18	@ WSH	INJ	0-1 2/-1 20:10	0-0 4/-1 22:00	INJ
Dec 20	Vs MIN	INJ	0-1 0/0 25:24	0-2 2/1 20:56	INJ
Dec 21	Vs BOS	INJ	0-0 0/-1 23:36	0-1 2/-2 16:00	INJ
Dec 23	@ DET	INJ	0-0 3/-1 21:44	0-0 5/-1 15:53	INJ
Dec 27	Vs SJ	INJ	0-0 0/0 26:50	0-0 4/0 19:07	INJ
Dec 28	Vs ANA	INJ	0-0 2/0 21:10	1-1 5/-1 19:24	INJ
Dec 30	Vs NJ	INJ	0-1 2/1 24:37	0-0 0/-1 17:02	INJ
Jan 2	@ CAR	INJ	0-1 3/1 31:50	0-0 2/0 14:06	INJ
Jan 3	Vs CBJ	INJ	0-1 1/-1 21:56	1-0 (W) 3/0 17:51	INJ
Jan 9	@ VAN	INJ	0-1 1/-1 21:24	0-2 3/0 15:55	INJ
Jan 11	@ EDM	INJ	0-0 1/-1 22:55	0-0 1/-1 17:38	INJ
Jan 13	@ CGY	INJ	0-0 3/0 24:10	0-0 2/0 8:09	INJ
Jan 15	Vs COL	INJ	0-0 1/-2 26:28	DND	INJ
Jan 17	Vs CHI	INJ	0-0 1/0 22:53	DND	INJ
Jan 19	@ BOS	INJ	0-0 0/0 26:24	0-1 2/-1 17:36	INJ
Jan 21	@ CHI	INJ	0-1 2/0 24:38	1-0 3/1 15:15	INJ
Jan 29	Vs OTT	INJ	0-0 0/-1 25:40	0-0 0/-2 15:58	INJ
Jan 31	Vs PHI	INJ	0-0 1/0 20:35	0-1 1/1 16:28	INJ
Feb 2	@ DET	INJ	1-0 2/-2 25:23	0-0 2/0 19:19	INJ
Feb 3	@ CBJ	INJ	0-0 0/2 28:03	0-0 2/2 16:47	INJ
Feb 5	Vs EDM	INJ	0-0 1/1 27:14	0-0 3/0 19:24	INJ
Feb 7	Vs COL	INJ	0-0 0/2 28:46	1-0 (W) 1/1 14:26	INJ
Feb 10	Vs VAN	INJ	0-0 3/-2 26:37	1-0 1/0 14:04	INJ
Feb 12	@ NSH	INJ	0-0 0/-1 29:34	0-0 3/-1 18:26	INJ
Feb 13	Vs CHI	INJ	0-0 0/0 25:04	0-0 1/0 15:25	INJ
Feb 16	Vs NYR	INJ	0-1 4/2 23:23	0-0 2/0 17:58	INJ
Feb 18	@ CBJ	INJ	0-0 0/-2 21:22	0-0 2/-1 18:26	INJ
Feb 19	@ NSH	INJ	0-0 0/-1 22:46	1-0 (W) 3/2 19:32	INJ
Feb 21	Vs NSH	INJ	0-0 1/-1 25:27	0-0 3/-1 17:58	INJ
Feb 24	Vs PHX	INJ	0-0 0/1 26:54	0-0 0/0 12:52	INJ
Feb 26	@ DAL	INJ	0-1 1/1 28:25	0-0 3/1 14:23	INJ
Feb 28	@ PHX	INJ	0-0 3/0 24:59	0-1 1/1 18:17	INJ
Mar 3	Vs DET	INJ	0-0 0/-2 25:37	0-0 3/-1 14:18	INJ
Mar 6	@ TB	INJ	0-0 0/-1 23:35	1-0 3/0 17:11	INJ
Mar 7	@ FLA	INJ	0-0 0/-1 21:27	0-0 3/-2 16:51	INJ
Mar 10	Vs DAL	INJ	0-0 0/0 24:36	1-0 6/0 14:45	INJ
Mar 12	Vs SJ	INJ	1-0 1/1 23:51	0-0 1/0 14:51	INJ
Mar 14	Vs DET	INJ	0-0 2/-1 20:10	0-0 3/-1 17:14	INJ
Mar 15	Vs MIN	INJ	0-0 1/0 20:54	1-0 4/-1 17:00	INJ
Mar 17	@ EDM	INJ	0-0 3/0 28:10	0-0 2/0 17:20	INJ
Mar 19	@ VAN	INJ	0-0 2/-2 20:09	0-0 1/0 11:11	INJ
Mar 20	@ CGY	INJ	0-1 2/1 26:13	DND	INJ
Mar 24	Vs LA	INJ	0-0 1/1 22:34	0-1 0/0 14:50	INJ
Mar 26	Vs VAN	INJ	0-0 1/0 21:54	0-1 2/0 12:17	INJ
Mar 28	Vs CBJ	INJ	0-0 1/-2 23:37	1-0 3/2 16:35	INJ
Mar 29	@ CBJ	INJ	0-0 1/0 22:50	0-0 0/0 15:57	INJ
Apr 1	@ CHI	INJ	0-0 0/-2 24:40	0-0 2/0 13:22	INJ
Apr 2	@ DET	INJ	0-1 1/1 24:40	0-0 4/-1 15:31	INJ
Apr 4	@ DAL	INJ	0-1 0/-1 20:27	0-2 2/0 15:08	INJ
Apr 7	@ PHX	INJ	0-0 1/3 22:32	1-1 2/1 12:14	INJ
Apr 10	Vs CBJ	INJ	0-0 0/0 20:59	2-1 (W) 3/1 17:03	INJ
Apr 12	@ COL	INJ	0-0 1/0 23:39	0-0 1/0 14:56	INJ

Skaters: Goals-Assists (Game Winning or Game Tying) Shots / (+/-) TOI

Goalies: Goals Allowed / Shots Decision Minutes Played

2008-2009 Season Recap

Individual Game-By-Game

Date	Opp	MCDONALD #10	STEMPNIAK #12	HINOTE #13	WINCHESTER #15
Oct 10	Vs NSH	0-2 1/-1 17:07	0-1 2/-1 15:55	INJ	MIN
Oct 11	@ NYI	0-2 4/-2 22:10	INJ	INJ	MIN
Oct 13	@ TOR	0-2 2/-1 23:22	INJ	INJ	MIN
Oct 16	Vs DAL	0-0 3/0 16:05	INJ	INJ	MIN
Oct 18	Vs CHI	1-0 7/-1 24:04	INJ	0-0 0/0 7:07	MIN
Oct 22	Vs DET	0-2 3/-1 21:30	0-0 4/-1 22:00	0-0 0/1 10:24	MIN
Oct 24	Vs LA	0-0 2/-1 19:07	0-0 1/-1 20:11	0-0 0/-2 10:33	MIN
Oct 25	Vs FLA	0-3 4/2 18:53	0-0 2/1 19:24	0-0 0/0 12:20	MIN
Oct 30	Vs CAR	0-0 3/0 19:38	0-0 1/0 18:13	0-0 0/0 10:24	MIN
Nov 1	Vs PIT	0-0 2/-2 20:21	0-0 1/-2 22:57	0-0 1/-1 12:13	MIN
Nov 5	@ ANA	1-0 2/-1 19:46	0-1 5/-2 18:17	0-0 1/-1 13:29	MIN
Nov 6	@ SJ	1-0 4/1 22:41	1-2 4/2 20:17	0-0 1/1 12:19	MIN
Nov 8	@ LA	1-1 4/0 22:49	0-1 3/-2 21:26	0-0 0/0 10:18	MIN
Nov 12	@ BUF	0-0 2/-3 20:43	1-1 4/2 19:39	0-0 1/0 12:51	MIN
Nov 14	@ CHI	2-0 (W) 3/-2 24:27	0-3 5/1 19:10	INJ	MIN
Nov 16	Vs MTL	0-0 0/0 6:03	0-0 2/-1 20:30	INJ	MIN
Nov 21	Vs ANA	INJ	1-0 (W) 4/1 18:39	INJ	0-1 2/0 9:43
Nov 22	@ MIN	INJ	0-1 5/0 15:58	INJ	0-0 1/0 9:38
Nov 25	@ NSH	INJ	Traded to TOR	INJ	0-0 0/0 14:25
Nov 26	@ COL	INJ		INJ	0-0 1/0 12:14
Nov 29	Vs EDM	INJ		INJ	MIN
Nov 30	@ ATL	INJ		INJ	0-0 2/-1 11:13
Dec 3	@ MIN	INJ		INJ	0-0 0/-1 12:11
Dec 5	Vs CGY	INJ		INJ	DND
Dec 6	Vs PHX	INJ		INJ	0-0 0/0 9:46
Dec 8	Vs NSH	INJ		INJ	0-0 0/0 15:12
Dec 10	@ ANA	INJ		INJ	0-0 1/-1 11:45
Dec 11	@ LA	INJ		0-0 0/1 12:52	0-0 2/0 12:07
Dec 13	@ SJ	INJ		0-0 1/-1 9:10	2-0 2/0 12:44
Dec 16	Vs CGY	INJ		0-0 1/-2 7:56	0-0 1/-1 12:03
Dec 18	@ WSH	INJ		0-0 2/-2 9:44	1-0 1/-1 14:40
Dec 20	Vs MIN	INJ		0-0 1/0 10:36	0-0 0/1 9:30
Dec 21	Vs BOS	INJ		0-0 1/-1 11:52	1-0 5/-1 15:31
Dec 23	@ DET	INJ		0-0 0/1 11:40	0-0 0/0 10:44
Dec 27	Vs SJ	INJ		0-0 0/0 12:52	1-0 2/0 13:03
Dec 28	Vs ANA	INJ		0-0 0/0 8:31	0-0 0/0 12:07
Dec 30	Vs NJ	INJ		0-0 0/-1 9:00	0-0 2/-1 9:38
Jan 2	@ CAR	INJ		0-0 0/0 9:37	0-0 1/1 13:06
Jan 3	Vs CBJ	INJ		DND	1-0 4/0 13:57
Jan 9	@ VAN	INJ		DND	0-0 1/1 16:56
Jan 11	@ EDM	INJ		0-0 0/0 10:54	0-0 2/0 11:50
Jan 13	@ CGY	INJ		1-0 2/1 11:44	0-0 1/-1 15:15
Jan 15	Vs COL	INJ		0-1 0/1 9:51	0-1 2/0 15:27
Jan 17	Vs CHI	INJ		0-0 0/0 9:29	0-0 2/0 16:24
Jan 19	@ BOS	INJ		0-0 0/0 11:42	1-0 4/1 11:33
Jan 21	@ CHI	INJ		0-0 1/0 10:11	0-0 0/0 15:48
Jan 29	Vs OTT	INJ		0-0 1/0 11:41	1-0 2/0 12:33
Jan 31	Vs PHI	INJ		0-0 0/0 10:59	0-1 5/1 11:39
Feb 2	@ DET	INJ		0-0 0/0 11:40	0-0 0/-3 13:17
Feb 3	@ CBJ	INJ		0-0 0/0 17:25	0-0 1/1 13:15
Feb 5	Vs EDM	INJ		0-1 0/0 12:35	0-0 3/0 13:15
Feb 7	Vs COL	INJ		0-0 1/0 13:20	0-0 0/1 11:39
Feb 10	Vs VAN	1-1 2/-1 16:00		0-0 0/0 8:42	0-0 1/0 11:32
Feb 12	@ NSH	0-0 3/0 15:45		DND	1-1 1/2 14:26
Feb 13	Vs CHI	0-1 2/0 17:26		DND	0-0 2/0 9:26
Feb 16	Vs NYR	0-1 0/0 16:47		DND	0-0 3/0 15:26
Feb 18	@ CBJ	0-1 2/0 18:54		INJ	1-0 3/-1 12:40
Feb 19	@ NSH	1-1 4/2 19:33		INJ	0-0 0/0 14:50
Feb 21	Vs NSH	0-0 4/-1 20:26		INJ	0-0 1/0 17:55
Feb 24	Vs PHX	0-0 3/0 16:07		INJ	0-0 0/1 10:47
Feb 26	@ DAL	0-0 1/0 15:19		INJ	0-0 0/0 10:44
Feb 28	@ PHX	1-0 6/1 20:47		DND	0-0 0/0 10:09
Mar 3	Vs DET	0-0 2/-2 16:08		DND	0-0 2/-2 9:29
Mar 6	@ TB	1-3 4/2 18:51		DND	0-0 0/-1 10:14
Mar 7	@ FLA	0-0 3/-1 20:51		0-0 1/0 8:11	0-1 2/1 10:43
Mar 10	Vs DAL	0-0 2/1 16:26		DND	1-0 (W) 3/0 13:06
Mar 12	Vs SJ	1-1 4/2 19:40		0-0 1/1 14:20	0-0 2/0 9:21
Mar 14	Vs DET	0-1 1/-2 21:26		0-0 1/-1 7:49	0-0 0/0 8:08
Mar 15	Vs MIN	0-2 3/1 19:40		0-0 0/-1 8:15	1-0 (W) 2/-1 8:43
Mar 17	@ EDM	0-0 5/0 23:29		0-0 1/0 9:45	0-0 2/0 8:45
Mar 19	@ VAN	0-0 2/-3 21:00		0-0 0/0 12:51	0-0 0/0 13:24
Mar 20	@ CGY	1-0 5/1 17:23		0-0 0/0 9:54	0-0 1/0 15:09
Mar 24	Vs LA	0-0 3/0 18:16		0-0 1/0 10:54	0-0 1/0 7:53
Mar 26	Vs VAN	1-0 4/0 20:26		0-0 0/0 10:34	0-0 1/0 6:29
Mar 28	Vs CBJ	0-0 5/-2 22:35		0-0 0/1 9:38	0-1 0/1 9:03
Mar 29	@ CBJ	0-1 1/1 18:37		0-0 0/0 15:05	0-0 1/0 13:11
Apr 1	@ CHI	0-0 3/-1 17:33		0-1 1/0 10:33	0-1 1/0 9:20
Apr 2	@ DET	1-1 4/1 17:29		0-1 1/-1 11:57	0-1 0/1 12:12
Apr 4	@ DAL	0-1 1/-2 17:31		0-0 1/-1 9:15	0-0 1/1 14:09
Apr 7	@ PHX	0-0 0/1 16:13		0-0 0/0 8:31	1-0 (W) 2/0 10:28
Apr 10	Vs CBJ	1-1 2/0 21:36		0-0 1/0 11:14	0-0 0/1 13:48
Apr 12	@ COL	0-1 1/1 16:29		0-0 0/0 11:35	0-0 0/0 12:47

Skaters: Goals-Assists (Game Winning or Game Tying) Shots / (+/-) TOI

Goalies: Goals Allowed / Shots Decision Minutes Played



Individual Game-By-Game

Date	Opp	MCCLEMLENT #18	KING #19	STEEN #20	BERGLUND #21
Oct 10	Vs NSH	0-0 1/0 14:09	INJ	-	0-1 1/1 12:04
Oct 11	@ NYI	0-0 4/-1 16:19	INJ	-	0-0 1/0 15:14
Oct 13	@ TOR	0-0 2/-2 14:34	INJ	-	1-1 1/1 15:17
Oct 16	Vs DAL	0-0 1/2 18:08	0-1 0/0 8:20	-	0-0 1/1 11:26
Oct 18	Vs CHI	0-1 0/1 16:20	INJ	-	INJ
Oct 22	Vs DET	0-1 1/0 11:35	INJ	-	0-0 0/0 10:31
Oct 24	Vs LA	0-0 0/-2 15:26	INJ	-	0-0 2/0 14:39
Oct 25	Vs FLA	0-0 1/0 13:43	INJ	-	0-0 3/0 11:58
Oct 30	Vs CAR	0-0 0/0 15:17	INJ	-	0-0 1/0 9:15
Nov 1	Vs PIT	0-1 2/-1 12:54	INJ	-	1-0 2/1 15:42
Nov 5	@ ANA	0-0 0/-1 16:54	INJ	-	1-0 1/0 14:47
Nov 6	@ SJ	0-0 1/-1 17:27	INJ	-	0-2 4/1 15:58
Nov 8	@ LA	0-0 0/-1 14:51	INJ	-	1-0 2/0 16:44
Nov 12	@ BUF	0-0 4/0 14:17	INJ	-	1-1 2/3 16:58
Nov 14	@ CHI	0-1 1/1 20:21	INJ	-	0-0 4/1 13:48
Nov 16	Vs MTL	0-0 3/0 22:39	INJ	-	0-0 3/-1 17:29
Nov 21	Vs ANA	0-0 3/0 18:11	INJ	-	INJ
Nov 22	@ MIN	0-0 0/-1 19:34	INJ	-	INJ
Nov 25	@ NSH	0-0 1/0 22:24	INJ	DND	INJ
Nov 26	@ COL	0-0 2/-1 17:52	INJ	0-0 0/1 18:55	INJ
Nov 29	Vs EDM	0-0 1/-1 16:03	INJ	0-0 4/-1 19:05	1-0 3/1 16:24
Nov 30	@ ATL	1-0 4/2 18:26	INJ	0-0 0/-1 16:50	0-1 2/0 17:17
Dec 3	@ MIN	0-0 1/0 14:55	INJ	0-0 1/-1 14:14	0-0 1/0 20:38
Dec 5	Vs CGY	0-0 1/0 19:13	INJ	0-0 0/0 18:50	1-1 1/1 18:06
Dec 6	Vs PHX	0-0 3/0 17:09	INJ	0-0 4/0 17:48	1-1 4/1 17:42
Dec 8	Vs NSH	0-2 1/1 16:29	INJ	1-1 3/1 16:43	1-1 2/1 21:30
Dec 10	@ ANA	0-0 0/0 16:04	INJ	0-0 2/0 19:32	0-1 2/0 16:52
Dec 11	@ LA	0-0 3/0 16:25	INJ	0-0 3/-1 15:22	0-0 0/-2 14:53
Dec 13	@ SJ	0-1 0/-2 16:50	INJ	0-2 2/0 18:18	0-0 3/1 17:40
Dec 16	Vs CGY	0-0 2/0 16:45	INJ	0-1 0/0 17:05	1-0 4/-1 19:23
Dec 18	@ WSH	0-1 2/1 16:45	INJ	0-1 4/1 18:57	0-0 0/0 17:49
Dec 20	Vs MIN	1-0 3/0 15:38	INJ	0-1 3/1 17:08	1-0 1/1 13:40
Dec 21	Vs BOS	1-0 4/1 14:46	INJ	0-0 1/1 19:28	0-0 0/-1 16:05
Dec 23	@ DET	0-0 2/-1 17:18	INJ	0-0 2/1 18:01	1-0 4/0 15:34
Dec 27	Vs SJ	0-0 3/-1 17:15	INJ	0-0 4/-1 17:29	0-1 0/1 13:36
Dec 28	Vs ANA	0-0 0/-1 15:03	INJ	0-0 3/-1 19:51	0-2 3/1 19:31
Dec 30	Vs NJ	0-0 3/-1 15:32	INJ	1-0 1/0 15:58	0-0 1/1 18:15
Jan 2	@ CAR	0-0 1/0 12:39	INJ	0-0 3/0 13:31	0-0 5/0 17:13
Jan 3	Vs CBJ	0-0 0/0 16:21	INJ	1-2 3/0 21:39	0-0 0/-1 15:03
Jan 9	@ VAN	0-0 1/-1 16:04	INJ	1-0 1/1 17:36	1-1 3/0 16:15
Jan 11	@ EDM	0-1 1/1 14:44	INJ	DND	0-0 3/-1 17:32
Jan 13	@ CGY	0-0 1/0 17:39	INJ	0-0 0/0 19:59	0-0 2/1 19:22
Jan 15	Vs COL	0-0 3/-2 17:28	INJ	0-0 1/-2 18:45	1-0 2/1 13:32
Jan 17	Vs CHI	0-0 0/0 16:40	INJ	0-0 3/0 19:02	0-1 1/0 15:28
Jan 19	@ BOS	1-0 1/1 17:23	INJ	0-1 0/0 17:43	0-1 2/1 17:36
Jan 21	@ CHI	0-0 0/0 16:11	INJ	0-0 1/0 16:19	0-0 1/0 13:13
Jan 29	Vs OTT	0-0 4/0 14:52	INJ	0-0 0/0 13:37	0-0 1/-1 15:55
Jan 31	Vs PHI	1-0 (W) 3/1 15:52	INJ	0-1 3/0 17:41	1-0 3/0 16:44
Feb 2	@ DET	0-0 1/0 13:27	INJ	0-0 4/0 19:20	1-0 5/0 16:34
Feb 3	@ CBJ	2-0 3/1 17:03	INJ	0-0 1/0 18:47	0-0 4/1 18:29
Feb 5	Vs EDM	1-0 6/0 17:26	INJ	0-0 2/0 18:38	0-0 0/0 12:16
Feb 7	Vs COL	0-0 0/0 16:23	INJ	0-1 2/-1 16:34	0-0 4/0 15:22
Feb 10	Vs VAN	0-0 2/-1 14:27	INJ	0-0 1/-1 16:22	0-3 3/1 15:04
Feb 12	@ NSH	0-1 1/0 18:44	INJ	0-0 2/0 17:00	0-0 1/-1 17:32
Feb 13	Vs CHI	0-0 1/0 16:39	INJ	0-0 3/0 16:21	0-0 3/0 16:20
Feb 16	Vs NYR	0-1 0/1 11:05	INJ	0-0 4/1 16:08	0-0 3/0 11:42
Feb 18	@ CBJ	0-0 2/1 13:40	INJ	1-1 3/0 14:39	0-0 0/0 18:03
Feb 19	@ NSH	0-0 5/-1 17:47	INJ	0-0 4/-1 19:17	0-0 1/0 9:52
Feb 21	Vs NSH	0-0 2/0 15:24	INJ	0-0 1/0 17:40	0-0 0/0 10:20
Feb 24	Vs PHX	1-0 (W) 3/0 17:35	INJ	0-0 3/-1 19:13	0-0 1/0 10:14
Feb 26	@ DAL	1-0 2/1 18:31	INJ	0-0 1/-1 15:00	1-1 1/1 11:59
Feb 28	@ PHX	1-0 4/1 16:47	INJ	0-1 3/1 15:45	0-1 1/0 12:46
Mar 3	Vs DET	0-0 1/0 15:09	INJ	0-0 4/0 15:39	0-0 2/0 15:33
Mar 6	@ TB	0-0 3/0 18:38	INJ	0-0 3/0 15:11	0-0 1/0 12:48
Mar 7	@ FLA	0-0 2/0 15:39	INJ	0-0 3/0 16:47	0-1 0/0 10:40
Mar 10	Vs DAL	0-0 2/-1 18:46	INJ	0-1 0/-1 12:40	0-0 2/2 13:42
Mar 12	Vs SJ	0-0 2/1 20:11	INJ	DND	DND
Mar 14	Vs DET	0-0 3/-1 14:57	INJ	0-0 0/-2 12:45	0-0 2/-1 14:17
Mar 15	Vs MIN	0-0 0/-1 16:53	INJ	0-0 1/-1 15:37	0-1 4/0 13:01
Mar 17	@ EDM	0-0 2/0 19:04	INJ	0-0 0/0 14:25	0-0 1/0 11:02
Mar 19	@ VAN	0-0 1/0 15:42	INJ	0-0 0/0 15:13	0-0 4/0 11:23
Mar 20	@ CGY	1-0 (W) 3/1 19:25	INJ	0-1 0/1 16:25	0-0 3/0 10:48
Mar 24	Vs LA	0-0 1/0 17:58	INJ	0-0 1/0 12:43	2-0 (W) 2/1 13:38
Mar 26	Vs VAN	0-0 2/-1 16:02	INJ	0-0 2/-1 12:36	0-1 1/0 11:45
Mar 28	Vs CBJ	0-1 0/0 16:17	INJ	1-0 5/0 14:21	0-1 3/1 13:54
Mar 29	@ CBJ	0-0 1/-1 16:45	INJ	0-0 3/-1 13:48	1-2 2/3 10:53
Apr 1	@ CHI	0-0 2/0 18:07	INJ	0-0 1/0 13:16	0-0 0/-2 11:37
Apr 2	@ DET	0-0 2/-1 18:59	INJ	0-1 1/1 15:32	0-0 0/0 6:20
Apr 4	@ DAL	0-0 1/-2 18:14	INJ	0-0 3/-1 14:02	0-0 0/0 14:41
Apr 7	@ PHX	0-2 1/2 15:59	INJ	0-2 0/3 15:06	0-0 4/0 17:28
Apr 10	Vs CBJ	0-0 1/0 17:25	INJ	0-0 2/0 14:05	0-0 1/0 11:56
Apr 12	@ COL	0-0 0/0 16:55	INJ	0-0 2/0 14:17	0-0 2/0 11:16

Skaters: Goals-Assists (Game Winning or Game Tying) Shots / (+/-) TOI

Goalies: Goals Allowed / Shots Decision Minutes Played

2008-2009 Season Recap

Individual Game-By-Game

Date	Opp	BOYES #22	WHITFIELD #23	STASTNY #25	CROMBEEEN #26
Oct 10	Vs NSH	1-1 (W) 2/- 18:40	MIN	DND	-
Oct 11	@ NYI	1-0 3/- 22:04	MIN	DND	-
Oct 13	@ TOR	1-0 3/- 22:59	MIN	0-0 0/0 8:13	-
Oct 16	Vs DAL	1-1 1/0 15:45	MIN	1-0 1/1 15:22	-
Oct 18	Vs CHI	0-1 1/0 23:06	MIN	0-0 1/0 7:43	-
Oct 22	Vs DET	1-1 2/0 21:23	MIN	DND	-
Oct 24	Vs LA	0-0 1/0 17:01	MIN	0-0 0/- 7:03	-
Oct 25	Vs FLA	2-0 (W) 4/1 19:51	MIN	DND	-
Oct 30	Vs CAR	0-0 2/0 18:30	MIN	DND	-
Nov 1	Vs PIT	0-0 3/- 3 18:19	MIN	DND	-
Nov 5	@ ANA	0-0 3/- 2 20:30	MIN	0-0 1/- 1 13:53	-
Nov 6	@ SJ	0-1 1/0 20:49	MIN	0-0 3/- 1 15:53	-
Nov 8	@ LA	1-1 4/0 21:11	MIN	0-0 0/0 10:22	-
Nov 12	@ BUF	0-0 2/- 3 20:19	MIN	0-0 1/- 1 9:00	-
Nov 14	@ CHI	0-1 4/- 2 22:00	MIN	0-0 1/0 19:30	-
Nov 16	Vs MTL	0-0 0/0 19:36	MIN	0-0 0/- 1 16:34	-
Nov 21	Vs ANA	0-0 0/- 1 18:58	MIN	0-0 0/0 15:52	0-0 1/0 11:48
Nov 22	@ MIN	2-0 (W) 7/1 17:43	MIN	0-0 0/- 1 16:48	0-0 3/- 1 14:39
Nov 25	@ NSH	0-0 0/0 20:15	MIN	0-0 0/0 14:37	0-0 0/0 11:49
Nov 26	@ COL	0-0 3/1 20:13	MIN	0-0 2/- 1 16:48	0-0 0/- 1 14:56
Nov 29	Vs EDM	1-0 5/0 19:48	MIN	0-0 0/- 2 13:03	0-0 0/0 12:11
Nov 30	@ ATL	1-1 (W) 6/- 1 20:02	MIN	0-0 1/0 11:12	0-1 3/1 12:39
Dec 3	@ MIN	0-0 2/- 1 20:32	MIN	0-0 2/- 1 15:14	0-0 4/- 1 13:34
Dec 5	Vs CGY	1-1 3/0 20:49	MIN	0-1 1/0 9:14	0-0 0/0 14:54
Dec 6	Vs PHX	0-3 0/1 16:26	MIN	0-0 3/0 13:07	1-0 (W) 2/1 14:12
Dec 8	Vs NSH	1-1 4/1 19:56	MIN	0-0 0/- 1 10:43	3-1 (W) 5/2 14:19
Dec 10	@ ANA	1-0 3/- 1 18:18	MIN	0-0 0/- 1 10:38	1-0 2/1 13:53
Dec 11	@ LA	0-0 4/- 2 15:46	MIN	0-0 0/1 15:50	0-0 1/- 1 13:19
Dec 13	@ SJ	0-0 3/1 19:06	MIN	0-0 2/- 1 11:32	1-0 2/0 10:22
Dec 16	Vs CGY	1-1 3/- 1 20:15	MIN	0-0 0/- 2 12:05	0-0 3/0 15:31
Dec 18	@ WSH	0-0 2/- 3 20:50	MIN	0-0 1/0 8:36	0-0 3/0 16:58
Dec 20	Vs MIN	0-1 2/1 18:50	MIN	0-0 0/0 12:44	0-0 1/- 1 13:13
Dec 21	Vs BOS	0-0 3/- 2 18:14	MIN	1-0 4/0 14:35	0-0 0/0 11:04
Dec 23	@ DET	0-0 5/- 1 16:39	MIN	0-0 1/- 1 15:05	0-0 4/- 1 12:23
Dec 27	Vs SJ	0-0 4/0 19:57	MIN	0-1 2/0 14:59	0-0 2/- 1 13:44
Dec 28	Vs ANA	1-0 3/- 1 19:21	MIN	0-0 0/0 10:02	0-0 0/- 1 11:38
Dec 30	Vs NJ	1-0 4/2 19:08	MIN	DND	0-0 2/0 12:43
Jan 2	@ CAR	0-0 1/0 19:25	MIN	0-0 0/0 10:42	0-0 1/0 10:55
Jan 3	Vs CBJ	0-1 2/- 2 18:25	MIN	0-1 0/0 13:32	1-1 3/1 17:38
Jan 9	@ VAN	1-0 (W) 1/0 14:35	MIN	0-1 2/0 11:10	1-0 5/0 15:33
Jan 11	@ EDM	0-0 1/- 1 17:55	MIN	1-0 1/0 11:40	0-0 1/0 13:41
Jan 13	@ CGY	0-0 5/0 20:20	MIN	DND	0-0 2/0 7:56
Jan 15	Vs COL	1-0 (W) 2/0 18:38	0-1 2/1 11:57	INJ	0-0 1/- 2 13:19
Jan 17	Vs CHI	0-0 1/0 20:25	0-0 2/0 10:58	INJ	0-0 0/0 14:03
Jan 19	@ BOS	0-0 4/0 17:06	MIN	INJ	0-0 2/0 13:41
Jan 21	@ CHI	0-1 2/1 19:35	MIN	INJ	0-0 2/0 17:02
Jan 29	Vs OTT	0-0 1/- 1 18:24	MIN	INJ	0-0 2/0 13:01
Jan 31	Vs PHI	0-2 4/1 18:37	MIN	INJ	0-0 2/0 12:51
Feb 2	@ DET	0-2 3/- 3 24:14	MIN	INJ	0-0 2/0 11:49
Feb 3	@ CBJ	2-1 (W) 4/3 19:18	MIN	INJ	0-0 1/1 15:41
Feb 5	Vs EDM	0-0 2/0 21:56	MIN	INJ	0-0 2/0 13:37
Feb 7	Vs COL	1-1 3/3 17:33	DND	INJ	0-0 1/- 1 12:40
Feb 10	Vs VAN	1-0 2/- 1 19:23	MIN	INJ	0-0 1/- 1 12:27
Feb 12	@ NSH	0-2 2/2 16:07	MIN	MIN	0-0 2/0 15:02
Feb 13	Vs CHI	1-0 (W) 2/0 16:03	MIN	MIN	0-0 2/0 12:23
Feb 16	Vs NYR	0-0 3/0 19:53	MIN	MIN	1-0 (W) 1/1 14:28
Feb 18	@ CBJ	0-0 3/- 1 20:49	MIN	MIN	0-0 1/- 1 11:32
Feb 19	@ NSH	0-0 7/1 20:34	MIN	MIN	0-1 4/0 17:01
Feb 21	Vs NSH	0-0 1/0 22:16	MIN	MIN	0-0 3/0 15:27
Feb 24	Vs PHX	0-0 1/0 16:37	MIN	DND	0-0 2/- 1 17:44
Feb 26	@ DAL	0-0 2/0 16:35	MIN	MIN	0-0 1/0 16:03
Feb 28	@ PHX	0-1 2/1 22:07	MIN	MIN	0-0 1/0 15:20
Mar 3	Vs DET	0-0 1/- 1 16:18	MIN	MIN	0-0 0/0 13:11
Mar 6	@ TB	1-2 (W) 5/1 19:05	MIN	MIN	0-0 0/0 15:19
Mar 7	@ FLA	1-0 4/- 2 17:08	MIN	MIN	0-0 1/1 13:31
Mar 10	Vs DAL	0-1 1/0 14:52	MIN	MIN	0-0 3/- 1 16:33
Mar 12	Vs SJ	1-0 (W) 4/1 17:23	0-0 0/1 10:13	MIN	0-0 2/0 12:27
Mar 14	Vs DET	0-0 2/- 1 19:58	MIN	MIN	0-0 3/- 1 15:25
Mar 15	Vs MIN	1-1 5/1 20:18	MIN	MIN	0-0 0/- 1 9:32
Mar 17	@ EDM	0-1 3/0 22:13	MIN	MIN	0-0 4/0 10:49
Mar 19	@ VAN	0-0 4/- 3 20:07	MIN	MIN	0-0 2/0 13:39
Mar 20	@ CGY	0-1 1/1 17:53	MIN	MIN	0-1 0/1 16:22
Mar 24	Vs LA	0-0 0/0 18:19	MIN	MIN	0-0 0/0 11:24
Mar 26	Vs VAN	0-1 8/0 20:57	MIN	MIN	0-0 0/- 1 13:55
Mar 28	Vs CBJ	0-0 1/- 2 21:35	MIN	MIN	0-0 0/0 13:00
Mar 29	@ CBJ	1-0 6/2 15:15	MIN	MIN	0-0 0/- 1 14:24
Apr 1	@ CHI	0-0 1/- 1 16:40	MIN	MIN	0-0 1/0 12:31
Apr 2	@ DET	0-2 2/1 18:06	MIN	MIN	0-0 2/0 15:50
Apr 4	@ DAL	2-2 5/0 19:32	MIN	MIN	0-0 3/- 1 13:47
Apr 7	@ PHX	0-0 1/0 15:06	MIN	MIN	2-0 4/2 13:26
Apr 10	Vs CBJ	0-2 1/- 1 20:44	MIN	MIN	0-0 1/0 15:05
Apr 12	@ COL	1-0 (W) 2/1 18:05	MIN	MIN	0-0 3/0 16:07

Skaters: Goals-Assists (Game Winning or Game Tying) Shots / (+/-) TOI

Goalies: Goals Allowed / Shots Decision Minutes Played



Individual Game-By-Game

Date	Opp	PIETRANGELO #27	COLAIACOVO #28	WOYWITKA #29	PORTER #32
Oct 10	Vs NSH	0-0 0/1 15:54	-	INJ	0-1 2/0 15:30
Oct 11	@ NYI	0-0 1/-1 19:30	-	INJ	0-0 2/-1 9:30
Oct 13	@ TOR	0-0 2/-2 14:01	-	INJ	0-0 0/0 10:20
Oct 16	Vs DAL	INJ	-	INJ	DND
Oct 18	Vs CHI	INJ	-	INJ	1-0 2/0 11:18
Oct 22	Vs DET	INJ	-	INJ	0-0 0/0 6:56
Oct 24	Vs LA	INJ	-	MIN	MIN
Oct 25	Vs FLA	INJ	-	MIN	MIN
Oct 30	Vs CAR	INJ	-	MIN	MIN
Nov 1	Vs PIT	0-0 1/0 15:16	-	MIN	MIN
Nov 5	@ ANA	0-0 1/0 20:39	-	MIN	MIN
Nov 6	@ SJ	0-1 1/1 9:04	-	MIN	MIN
Nov 8	@ LA	0-0 0/2 18:21	-	MIN	MIN
Nov 12	@ BUF	0-0 1/-1 19:22	-	MIN	MIN
Nov 14	@ CHI	MIN	-	0-0 0/-1 15:01	MIN
Nov 16	Vs MTL	MIN	-	0-1 1/0 15:58	MIN
Nov 21	Vs ANA	MIN	-	0-1 0/0 17:23	MIN
Nov 22	@ MIN	MIN	-	0-0 0/1 17:18	MIN
Nov 25	@ NSH	MIN	DND	0-0 2/0 21:45	0-0 1/0 9:37
Nov 26	@ COL	MIN	0-0 1/0 13:35	0-0 2/-1 19:56	MIN
Nov 29	Vs EDM	MIN	0-0 2/2 15:43	0-0 0/1 13:02	MIN
Nov 30	@ ATL	MIN	0-1 4/-1 15:46	0-2 3/1 19:07	MIN
Dec 3	@ MIN	MIN	0-0 0/-1 17:31	0-0 1/0 17:35	MIN
Dec 5	Vs CGY	MIN	0-2 2/-1 19:29	0-0 2/0 18:53	MIN
Dec 6	Vs PHX	MIN	0-1 2/1 21:22	0-0 0/1 14:42	MIN
Dec 8	Vs NSH	MIN	0-0 1/0 17:14	0-0 1/-1 17:59	MIN
Dec 10	@ ANA	MIN	0-0 0/-1 19:07	0-0 2/0 14:07	MIN
Dec 11	@ LA	MIN	1-0 3/0 18:44	0-0 2/-1 13:21	MIN
Dec 13	@ SJ	MIN	0-0 1/-2 20:42	0-0 0/-2 19:34	MIN
Dec 16	Vs CGY	MIN	0-0 2/0 20:14	0-0 1/2 17:58	MIN
Dec 18	@ WSH	MIN	0-1 1/-1 23:36	0-0 1/0 17:30	MIN
Dec 20	Vs MIN	MIN	0-0 1/1 12:38	0-1 0/1 19:52	MIN
Dec 21	Vs BOS	MIN	0-0 1/0 16:38	0-1 1/-2 20:06	MIN
Dec 23	@ DET	MIN	0-0 0/0 21:13	0-0 1/0 14:53	MIN
Dec 27	Vs SJ	MIN	0-0 0/2 21:06	0-0 0/-2 16:03	MIN
Dec 28	Vs ANA	MIN	0-0 1/-1 20:23	0-0 0/0 18:12	MIN
Dec 30	Vs NJ	MIN	0-0 1/-2 16:08	0-1 0/0 19:22	MIN
Jan 2	@ CAR	MIN	0-0 0/0 6:17	0-0 2/0 22:42	MIN
Jan 3	Vs CBJ	MIN	0-1 1/-1 18:15	0-1 1/0 16:29	MIN
Jan 9	@ VAN	MIN	0-1 1/2 19:51	0-0 1/0 20:59	MIN
Jan 11	@ EDM	MIN	0-0 1/0 17:44	0-0 0/0 22:30	MIN
Jan 13	@ CGY	MIN	0-0 1/0 18:47	0-0 1/-1 16:54	MIN
Jan 15	Vs COL	MIN	0-1 1/1 15:16	DND	MIN
Jan 17	Vs CHI	MIN	0-1 2/0 19:08	DND	MIN
Jan 19	@ BOS	MIN	0-1 1/1 18:33	0-1 2/0 25:42	MIN
Jan 21	@ CHI	MIN	0-1 1/0 17:04	1-0 (W) 3/1 19:45	MIN
Jan 29	Vs OTT	MIN	0-0 1/0 17:11	0-1 1/-1 20:46	MIN
Jan 31	Vs PHI	MIN	1-0 2/1 19:43	0-0 2/1 19:59	MIN
Feb 2	@ DET	MIN	0-2 0/-1 22:08	0-1 2/-1 21:24	MIN
Feb 3	@ CBJ	MIN	0-2 2/2 16:25	0-0 0/-1 18:05	MIN
Feb 5	Vs EDM	MIN	0-0 3/-1 21:42	0-0 1/0 19:18	MIN
Feb 7	Vs COL	MIN	0-0 4/1 21:45	0-1 1/2 18:36	MIN
Feb 10	Vs VAN	MIN	0-2 1/0 23:29	0-0 0/-2 20:59	MIN
Feb 12	@ NSH	MIN	0-0 0/0 18:00	0-0 4/2 23:09	MIN
Feb 13	Vs CHI	MIN	0-0 0/0 19:24	0-0 0/0 19:12	MIN
Feb 16	Vs NYR	MIN	1-0 3/1 22:04	0-0 0/-1 19:40	MIN
Feb 18	@ CBJ	MIN	0-0 1/1 23:33	0-0 0/-2 22:43	MIN
Feb 19	@ NSH	MIN	0-1 0/1 18:43	0-0 0/1 20:30	MIN
Feb 21	Vs NSH	MIN	0-0 1/0 17:20	0-0 2/0 20:44	MIN
Feb 24	Vs PHX	MIN	0-0 1/-1 12:58	0-1 0/1 19:31	MIN
Feb 26	@ DAL	MIN	0-0 1/0 7:49	0-0 0/1 19:18	MIN
Feb 28	@ PHX	MIN	0-0 3/1 18:45	0-0 0/2 19:50	MIN
Mar 3	Vs DET	MIN	0-0 0/-2 20:55	0-0 0/0 13:30	MIN
Mar 6	@ TB	MIN	0-1 4/1 17:33	0-0 2/1 15:24	MIN
Mar 7	@ FLA	MIN	0-1 2/0 21:57	0-0 2/-1 16:28	MIN
Mar 10	Vs DAL	MIN	0-2 0/0 17:32	0-0 0/1 16:20	MIN
Mar 12	Vs SJ	MIN	0-0 1/1 16:43	0-0 1/2 15:41	MIN
Mar 14	Vs DET	MIN	0-0 2/0 21:40	1-0 2/-3 19:22	MIN
Mar 15	Vs MIN	MIN	0-2 3/1 19:41	0-0 3/-1 18:56	MIN
Mar 17	@ EDM	MIN	0-0 1/0 19:23	0-0 1/0 16:46	MIN
Mar 19	@ VAN	MIN	0-0 1/0 21:20	0-0 1/-1 20:16	MIN
Mar 20	@ CGY	MIN	0-0 2/1 19:40	DND	MIN
Mar 24	Vs LA	MIN	0-0 2/0 17:00	0-0 0/0 18:21	MIN
Mar 26	Vs VAN	MIN	0-1 0/-1 21:55	0-1 2/1 17:17	MIN
Mar 28	Vs CBJ	MIN	0-0 1/-1 21:20	0-0 1/3 18:59	MIN
Mar 29	@ CBJ	MIN	0-0 0/0 18:42	0-0 1/2 17:30	MIN
Apr 1	@ CHI	MIN	0-0 0/-1 17:39	1-0 2/0 16:52	MIN
Apr 2	@ DET	MIN	0-1 3/1 16:36	0-0 1/2 15:43	MIN
Apr 4	@ DAL	MIN	0-0 0/-1 19:44	0-0 3/1 19:22	MIN
Apr 7	@ PHX	MIN	0-0 0/0 17:10	0-0 2/0 17:20	MIN
Apr 10	Vs CBJ	MIN	0-0 1/-1 18:30	0-1 3/1 19:32	MIN
Apr 12	@ COL	MIN	0-0 0/0 16:21	0-0 0/1 19:13	MIN

Skaters: Goals-Assists (Game Winning or Game Tying) Shots / (+/-) TOI

Goalies: Goals Allowed / Shots Decision Minutes Played

2008-2009 Season Recap

Individual Game-By-Game

Date	Opp	KOCI #33	WOZNIEWSKI #33	REGIER #41	BACKES #42
Oct 10	Vs NSH	-	MIN	MIN	1-0 2/-1 17:50
Oct 11	@ NYI	-	MIN	MIN	0-0 1/0 16:31
Oct 13	@ TOR	-	MIN	MIN	0-0 0/-2 13:48
Oct 16	Vs DAL	-	MIN	MIN	0-0 2/3 18:15
Oct 18	Vs CHI	-	MIN	MIN	0-0 1/0 16:06
Oct 22	Vs DET	DND	MIN	MIN	0-0 1/-1 14:53
Oct 24	Vs LA	DND	MIN	MIN	0-0 0/-1 16:21
Oct 25	Vs FLA	DND	MIN	MIN	0-1 3/1 16:32
Oct 30	Vs CAR	DND	MIN	MIN	0-0 1/0 14:54
Nov 1	Vs PIT	DND	MIN	MIN	0-1 0/0 15:57
Nov 5	@ ANA	DND	MIN	MIN	0-0 2/-2 19:15
Nov 6	@ SJ	0-0 0/-1 1:21	MIN	MIN	1-0 2/1 17:44
Nov 8	@ LA	0-0 4/0 6:09	MIN	MIN	0-1 0/0 16:07
Nov 12	@ BUF	0-0 1/-1 3:44	MIN	MIN	0-0 3/0 16:40
Nov 14	@ CHI	0-0 0/0 3:13	MIN	MIN	0-0 2/0 4:22
Nov 16	Vs MTL	DND	MIN	2-0 2/0 6:24	0-0 2/0 19:04
Nov 21	Vs ANA	DND	MIN	1-0 2/0 13:07	1-1 4/0 21:19
Nov 22	@ MIN	DND	MIN	0-1 4/1 15:19	0-0 1/0 15:20
Nov 25	@ NSH	DND	MIN	0-0 2/0 14:47	0-0 1/0 18:37
Nov 26	@ COL	Traded to TB	MIN	0-0 0/-1 12:16	0-0 0/-1 16:34
Nov 29	Vs EDM	-	MIN	0-0 0/0 7:49	0-0 0/0 17:34
Nov 30	@ ATL	-	MIN	0-0 1/0 11:26	1-0 4/1 17:35
Dec 3	@ MIN	-	MIN	0-0 0/-1 6:47	0-0 1/0 17:38
Dec 5	Vs CGY	-	MIN	MIN	1-0 5/1 18:46
Dec 6	Vs PHX	-	MIN	MIN	1-1 2/0 17:31
Dec 8	Vs NSH	-	MIN	MIN	0-1 0/2 21:47
Dec 10	@ ANA	-	MIN	MIN	0-0 2/-2 18:49
Dec 11	@ LA	-	MIN	MIN	0-0 1/0 16:15
Dec 13	@ SJ	-	MIN	MIN	1-1 4/0 18:09
Dec 16	Vs CGY	-	MIN	MIN	1-0 4/-1 17:53
Dec 18	@ WSH	-	MIN	MIN	1-0 5/-1 19:23
Dec 20	Vs MIN	-	MIN	MIN	1-0 2/1 18:43
Dec 21	Vs BOS	-	MIN	MIN	0-0 5/-2 18:37
Dec 23	@ DET	-	MIN	MIN	0-0 2/0 15:26
Dec 27	Vs SJ	-	MIN	MIN	0-0 2/0 24:09
Dec 28	Vs ANA	-	MIN	MIN	0-0 3/-1 19:21
Dec 30	Vs NJ	-	MIN	MIN	1-0 4/-1 17:05
Jan 2	@ CAR	-	MIN	MIN	1-0 2/1 16:15
Jan 3	Vs CBJ	-	MIN	MIN	0-0 5/-1 5:11
Jan 9	@ VAN	-	MIN	MIN	1-1 4/2 21:18
Jan 11	@ EDM	-	MIN	MIN	0-0 4/0 19:43
Jan 13	@ CGY	-	MIN	MIN	0-0 2/-1 19:39
Jan 15	Vs COL	-	MIN	MIN	1-0 4/1 18:29
Jan 17	Vs CHI	-	MIN	MIN	1-0 4/-1 21:06
Jan 19	@ BOS	-	MIN	MIN	1-1 5/1 18:53
Jan 21	@ CHI	-	MIN	MIN	0-0 4/0 19:09
Jan 29	Vs OTT	-	MIN	MIN	0-1 3/-1 16:31
Jan 31	Vs PHI	-	MIN	MIN	1-0 4/0 16:12
Feb 2	@ DET	-	MIN	MIN	0-0 2/-3 23:38
Feb 3	@ CBJ	-	0-0 0/0 6:44	MIN	0-1 2/1 12:24
Feb 5	Vs EDM	-	MIN	MIN	0-0 2/0 21:02
Feb 7	Vs COL	-	MIN	MIN	0-2 3/2 19:39
Feb 10	Vs VAN	-	MIN	MIN	0-0 2/-1 19:30
Feb 12	@ NSH	-	MIN	MIN	1-1 4/1 19:33
Feb 13	Vs CHI	-	MIN	MIN	0-0 1/0 17:38
Feb 16	Vs NYR	-	MIN	MIN	0-0 3/0 19:24
Feb 18	@ CBJ	-	MIN	MIN	0-1 1/-1 18:33
Feb 19	@ NSH	-	MIN	MIN	0-0 0/0 15:12
Feb 21	Vs NSH	-	MIN	MIN	0-0 6/0 21:01
Feb 24	Vs PHX	-	MIN	MIN	0-0 2/0 15:22
Feb 26	@ DAL	-	MIN	MIN	0-0 2/0 17:08
Feb 28	@ PHX	-	MIN	MIN	0-1 0/0 12:55
Mar 3	Vs DET	-	MIN	MIN	0-0 2/-1 15:17
Mar 6	@ TB	-	MIN	MIN	1-1 3/0 16:58
Mar 7	@ FLA	-	MIN	MIN	2-0 3/1 19:52
Mar 10	Vs DAL	-	MIN	MIN	1-1 3/1 17:03
Mar 12	Vs SJ	-	MIN	MIN	0-0 3/0 19:43
Mar 14	Vs DET	-	MIN	MIN	0-2 2/0 16:50
Mar 15	Vs MIN	-	MIN	MIN	1-0 5/1 20:53
Mar 17	@ EDM	-	MIN	MIN	1-0 3/0 22:27
Mar 19	@ VAN	-	MIN	MIN	0-0 1/-2 18:44
Mar 20	@ CGY	-	MIN	MIN	0-1 1/1 17:08
Mar 24	Vs LA	-	MIN	MIN	0-0 6/0 16:44
Mar 26	Vs VAN	-	MIN	MIN	1-0 4/1 19:59
Mar 28	Vs CBJ	-	MIN	MIN	0-0 6/-2 19:32
Mar 29	@ CBJ	-	MIN	MIN	1-0 3/1 17:52
Apr 1	@ CHI	-	MIN	MIN	0-0 0/-2 15:44
Apr 2	@ DET	-	MIN	MIN	4-0 (W) 9/2 20:31
Apr 4	@ DAL	-	MIN	MIN	1-1 3/1 17:31
Apr 7	@ PHX	-	MIN	MIN	0-1 3/1 16:36
Apr 10	Vs CBJ	-	MIN	MIN	0-0 1/-1 16:56
Apr 12	@ COL	-	MIN	MIN	0-0 2/1 17:57

Skaters: Goals-Assists (Game Winning or Game Tying) Shots / (+/-) TOI

Goalies: Goals Allowed / Shots Decision Minutes Played



Individual Game-By-Game

Date	Opp	WEAVER #43	POLAK #46	WAGNER #49	JUNLAND #53
Oct 10	Vs NSH	DND	0-0 0/-1 22:13	0-0 1/-1 18:54	INJ
Oct 11	@ NYI	0-0 0/-1 1:31	0-0 0/0 16:16	0-0 1/1 16:56	INJ
Oct 13	@ TOR	DND	0-0 0/-1 15:36	0-1 1/1 23:53	INJ
Oct 16	Vs DAL	0-1 0/0 14:45	0-0 1/2 18:48	1-0 2/1 20:57	INJ
Oct 18	Vs CHI	0-0 0/0 13:53	0-0 1/3 16:07	0-0 1/-2 23:07	INJ
Oct 22	Vs DET	0-0 1/0 15:39	0-0 1/0 14:25	0-0 0/-2 21:12	INJ
Oct 24	Vs LA	0-0 1/0 16:36	0-0 1/-2 19:18	0-0 0/0 17:08	INJ
Oct 25	Vs FLA	0-0 0/0 10:40	0-1 0/1 18:58	0-0 0/0 13:41	MIN
Oct 30	Vs CAR	0-0 1/0 9:07	0-0 0/0 20:11	0-0 0/0 14:29	MIN
Nov 1	Vs PIT	DND	0-0 1/1 19:10	0-0 0/-1 11:43	MIN
Nov 5	@ ANA	0-0 0/-1 11:12	0-0 3/-1 18:44	DND	MIN
Nov 6	@ SJ	DND	0-0 0/-1 22:03	0-0 2/0 13:07	MIN
Nov 8	@ LA	DND	0-0 0/0 15:56	0-0 0/2 16:58	MIN
Nov 12	@ BUF	DND	0-0 2/1 22:05	0-0 0/-1 15:00	MIN
Nov 14	@ CHI	DND	0-0 1/2 24:04	0-0 0/-2 12:21	MIN
Nov 16	Vs MTL	0-0 0/1 6:58	0-0 4/-2 21:53	DND	MIN
Nov 21	Vs ANA	0-0 0/-1 8:48	0-1 0/0 19:09	DND	MIN
Nov 22	@ MIN	DND	0-0 0/0 22:54	0-0 1/-1 9:49	MIN
Nov 25	@ NSH	DND	0-0 2/0 26:15	0-0 2/0 15:10	MIN
Nov 26	@ COL	DND	0-0 1/0 21:51	DND	MIN
Nov 29	Vs EDM	DND	0-0 1/-2 23:35	MIN	MIN
Nov 30	@ ATL	DND	0-0 0/-1 17:31	MIN	MIN
Dec 3	@ MIN	DND	0-0 3/-1 18:58	MIN	MIN
Dec 5	Vs CGY	DND	0-0 1/-1 20:03	MIN	MIN
Dec 6	Vs PHX	DND	0-0 1/-1 18:23	MIN	MIN
Dec 8	Vs NSH	DND	0-0 0/4 19:58	MIN	MIN
Dec 10	@ ANA	DND	0-0 3/-1 22:42	MIN	MIN
Dec 11	@ LA	DND	0-1 0/0 22:23	MIN	MIN
Dec 13	@ SJ	0-0 0/1 12:23	0-1 0/0 21:27	MIN	MIN
Dec 16	Vs CGY	0-0 0/-2 12:00	0-0 0/-1 23:15	MIN	MIN
Dec 18	@ WSH	0-0 0/0 7:10	0-0 0/-1 17:19	MIN	0-0 0/0 12:28
Dec 20	Vs MIN	0-0 2/0 20:52	1-1 (W) 2/1 24:25	MIN	MIN
Dec 21	Vs BOS	0-1 0/0 16:39	0-1 3/-1 24:30	MIN	MIN
Dec 23	@ DET	0-0 0/1 18:15	0-0 1/-2 22:11	MIN	MIN
Dec 27	Vs SJ	0-1 2/-1 22:07	0-0 0/0 27:42	MIN	MIN
Dec 28	Vs ANA	0-0 1/0 16:39	0-0 2/0 25:08	MIN	MIN
Dec 30	Vs NJ	0-0 1/0 19:45	0-1 2/0 25:07	MIN	MIN
Jan 2	@ CAR	0-0 1/0 21:11	0-0 3/1 30:52	MIN	MIN
Jan 3	Vs CBJ	0-0 1/1 19:34	0-1 0/-1 26:05	MIN	MIN
Jan 9	@ VAN	0-1 2/0 16:53	0-1 3/1 22:49	MIN	MIN
Jan 11	@ EDM	0-0 0/0 17:04	0-1 0/0 22:44	MIN	MIN
Jan 13	@ CGY	DND	0-0 0/1 23:52	MIN	MIN
Jan 15	Vs COL	0-0 0/2 19:00	0-0 2/-2 26:06	MIN	MIN
Jan 17	Vs CHI	0-0 1/-1 21:40	0-0 4/0 23:37	MIN	MIN
Jan 19	@ BOS	0-0 1/-1 20:04	INJ	DND	MIN
Jan 21	@ CHI	0-0 1/0 20:50	INJ	MIN	MIN
Jan 29	Vs OTT	0-0 0/0 22:36	INJ	MIN	MIN
Jan 31	Vs PHI	0-0 1/0 16:58	INJ	MIN	MIN
Feb 2	@ DET	0-0 1/-2 22:13	INJ	0-0 2/0 9:57	MIN
Feb 3	@ CBJ	0-0 0/0 22:07	INJ	MIN	MIN
Feb 5	Vs EDM	0-1 3/1 22:19	INJ	MIN	MIN
Feb 7	Vs COL	DND	INJ	0-1 1/1 15:14	MIN
Feb 10	Vs VAN	DND	INJ	1-0 1/1 14:06	MIN
Feb 12	@ NSH	0-0 0/0 22:43	INJ	MIN	MIN
Feb 13	Vs CHI	0-0 1/0 21:33	INJ	0-0 1/0 11:10	MIN
Feb 16	Vs NYR	0-0 2/1 20:19	INJ	0-0 0/-1 14:09	MIN
Feb 18	@ CBJ	DND	INJ	0-0 0/-1 14:48	MIN
Feb 19	@ NSH	0-0 1/0 17:28	0-0 1/-1 17:16	DND	MIN
Feb 21	Vs NSH	0-0 0/0 15:38	0-0 2/-1 22:42	MIN	MIN
Feb 24	Vs PHX	0-0 1/-1 15:13	0-1 1/1 24:01	MIN	MIN
Feb 26	@ DAL	0-0 1/2 20:00	0-0 0/0 22:03	MIN	MIN
Feb 28	@ PHX	0-0 0/0 14:21	0-0 1/0 21:38	MIN	MIN
Mar 3	Vs DET	0-0 0/-2 19:32	0-0 0/0 23:06	MIN	MIN
Mar 6	@ TB	0-0 2/0 14:58	0-0 5/0 26:11	MIN	MIN
Mar 7	@ FLA	0-0 0/2 19:03	0-0 1/-2 19:28	MIN	MIN
Mar 10	Vs DAL	0-1 0/1 16:19	0-1 0/0 21:08	MIN	MIN
Mar 12	Vs SJ	0-0 0/0 16:41	0-0 0/0 23:48	MIN	MIN
Mar 14	Vs DET	DND	0-0 2/-2 22:31	MIN	MIN
Mar 15	Vs MIN	DND	0-0 1/-1 23:16	MIN	MIN
Mar 17	@ EDM	0-0 1/0 19:32	0-0 1/0 24:59	MIN	MIN
Mar 19	@ VAN	0-0 3/0 15:11	0-0 1/-2 18:38	MIN	MIN
Mar 20	@ CGY	0-0 1/0 25:15	0-0 2/0 20:19	MIN	MIN
Mar 24	Vs LA	0-0 1/0 20:43	0-0 0/1 21:58	MIN	MIN
Mar 26	Vs VAN	0-0 0/-1 18:34	0-1 1/0 21:17	MIN	MIN
Mar 28	Vs CBJ	0-0 0/0 19:29	0-1 1/-1 24:46	MIN	MIN
Mar 29	@ CBJ	0-0 0/0 18:38	0-0 0/0 19:25	MIN	MIN
Apr 1	@ CHI	0-0 0/0 22:31	0-0 0/-3 18:56	MIN	MIN
Apr 2	@ DET	0-0 0/0 20:15	0-0 1/-1 20:18	MIN	MIN
Apr 4	@ DAL	0-1 1/-2 17:57	0-0 0/-1 19:10	MIN	MIN
Apr 7	@ PHX	0-0 0/1 18:17	0-0 0/3 22:02	MIN	MIN
Apr 10	Vs CBJ	0-0 0/-1 14:48	0-0 3/0 21:53	MIN	MIN
Apr 12	@ COL	0-0 0/0 18:45	0-0 0/0 18:31	MIN	MIN

Skaters: Goals-Assists (Game Winning or Game Tying) Shots / (+/-) TOI

Goalies: Goals Allowed / Shots Decision Minutes Played

2007-2008 Season Recap

Individual Game-By-Game

Date	Opp	JANSSEN #55	PERRON #57	STRACHAN #62	PADDOCK #65
Oct 10	Vs NSH	0-0 0/0 10:03	0-2 2/1 12:51	MIN	MIN
Oct 11	@ NYI	0-0 0/-1 2:30	0-0 0/0 15:35	MIN	MIN
Oct 13	@ TOR	0-0 0/0 4:37	0-1 2/1 15:53	MIN	MIN
Oct 16	Vs DAL	0-0 0/0 11:57	0-1 0/0 16:45	MIN	MIN
Oct 18	Vs CHI	0-0 0/0 4:28	0-1 3/1 16:53	MIN	MIN
Oct 22	Vs DET	DND	0-0 1/-1 12:36	MIN	MIN
Oct 24	Vs LA	0-0 0/-1 7:44	DND	MIN	MIN
Oct 25	Vs FLA	0-0 2/0 8:10	0-0 1/0 13:00	MIN	MIN
Oct 30	Vs CAR	0-0 0/0 4:32	0-0 2/0 13:16	MIN	MIN
Nov 1	Vs PIT	0-0 0/-2 4:00	0-2 1/1 16:31	MIN	MIN
Nov 5	@ ANA	0-0 1/0 6:12	0-0 2/0 15:40	MIN	MIN
Nov 6	@ SJ	0-0 0/0 3:36	0-1 1/-2 10:08	MIN	MIN
Nov 8	@ LA	0-1 0/1 6:45	0-0 1/0 12:43	MIN	MIN
Nov 12	@ BUF	0-0 0/-2 6:21	1-2 2/3 14:39	MIN	MIN
Nov 14	@ CHI	0-0 1/0 3:20	1-0 1/0 14:24	MIN	1-0 3/1 14:06
Nov 16	Vs MTL	0-1 0/1 5:05	0-1 1/0 12:53	MIN	0-1 3/0 13:49
Nov 21	Vs ANA	0-0 1/0 5:26	0-0 3/-1 17:54	MIN	0-0 0/0 10:24
Nov 22	@ MIN	0-0 0/0 6:34	0-0 0/0 13:40	MIN	0-0 0/0 12:17
Nov 25	@ NSH	0-0 1/0 5:36	0-0 1/0 14:30	MIN	0-0 1/0 10:55
Nov 26	@ COL	0-0 2/0 4:35	0-0 4/-1 17:53	MIN	0-0 0/0 10:21
Nov 29	Vs EDM	0-0 0/0 7:19	0-2 4/2 19:09	MIN	0-0 1/-1 8:54
Nov 30	@ ATL	DND	0-0 2/0 17:24	MIN	0-0 0/1 7:39
Dec 3	@ MIN	DND	0-0 2/0 13:19	MIN	0-0 2/-1 12:21
Dec 5	Vs CGY	0-0 0/-1 3:42	0-0 5/-1 18:24	MIN	0-0 0/-1 9:47
Dec 6	Vs PHX	DND	0-0 1/0 17:49	MIN	0-0 1/0 7:59
Dec 8	Vs NSH	0-0 0/0 5:42	0-1 3/-1 17:41	MIN	0-0 1/-1 6:29
Dec 10	@ ANA	0-0 0/0 5:05	0-1 3/-1 18:19	MIN	0-0 1/0 11:28
Dec 11	@ LA	DND	0-1 3/-1 14:11	MIN	1-0 3/1 13:19
Dec 13	@ SJ	DND	0-1 2/0 17:16	MIN	0-0 1/-1 10:53
Dec 16	Vs CGY	0-0 1/-2 2:34	0-1 4/0 19:21	DND	DND
Dec 18	@ WSH	DND	0-0 3/0 15:53	0-0 0/-1 15:05	DND
Dec 20	Vs MIN	0-1 1/1 5:41	0-0 3/0 13:59	0-0 0/1 14:24	MIN
Dec 21	Vs BOS	0-0 0/0 6:47	0-0 2/-1 14:22	0-1 0/1 14:37	MIN
Dec 23	@ DET	DND	0-0 3/0 15:10	0-0 1/0 16:24	0-0 0/0 10:07
Dec 27	Vs SJ	0-0 0/1 5:30	1-0 3/1 14:01	0-0 0/1 14:30	MIN
Dec 28	Vs ANA	0-0 1/1 6:23	1-1 4/1 16:57	0-0 2/-1 13:11	MIN
Dec 30	Vs NJ	0-0 1/-1 8:52	0-1 5/1 18:03	0-0 0/-1 13:38	MIN
Jan 2	@ CAR	DND	0-0 3/0 16:37	0-0 0/0 6:23	MIN
Jan 3	Vs CBJ	0-0 0/0 4:25	0-1 2/0 14:50	0-0 0/0 13:25	MIN
Jan 9	@ VAN	0-0 0/0 5:43	0-1 1/1 13:13	0-1 2/2 14:44	MIN
Jan 11	@ EDM	0-0 1/0 4:44	0-0 4/-1 18:30	0-0 1/-1 11:33	MIN
Jan 13	@ CGY	0-0 0/0 2:48	0-0 2/0 16:36	0-0 0/0 14:07	MIN
Jan 15	Vs COL	1-0 2/1 5:43	0-2 1/1 16:05	0-0 1/1 10:53	MIN
Jan 17	Vs CHI	0-0 1/0 3:35	0-0 3/0 18:43	0-0 1/0 10:46	MIN
Jan 19	@ BOS	0-0 0/0 5:34	1-1 3/1 19:38	0-0 1/0 12:58	MIN
Jan 21	@ CHI	0-0 0/0 4:16	0-0 4/0 15:04	0-0 3/0 14:32	MIN
Jan 29	Vs OTT	0-0 0/0 5:36	0-0 2/-2 17:27	0-0 1/0 15:17	MIN
Jan 31	Vs PHI	0-0 0/0 2:27	0-0 2/1 16:47	0-0 0/1 13:28	MIN
Feb 2	@ DET	DND	0-1 2/0 17:08	0-0 1/0 10:01	MIN
Feb 3	@ CBJ	0-0 0/-1 5:37	0-1 2/0 14:39	0-1 0/2 14:03	MIN
Feb 5	Vs EDM	0-0 1/-1 4:58	0-0 0/0 16:23	0-0 0/-1 15:44	MIN
Feb 7	Vs COL	0-0 0/0 8:00	1-1 1/3 11:34	0-0 0/0 13:59	MIN
Feb 10	Vs VAN	DND	0-0 2/-1 8:43	0-0 0/0 14:11	MIN
Feb 12	@ NSH	0-0 0/1 4:07	1-0 1/0 10:51	0-0 0/1 10:15	MIN
Feb 13	Vs CHI	0-0 0/0 3:51	0-0 1/0 12:44	0-0 2/0 15:51	MIN
Feb 16	Vs NYR	0-0 1/0 3:17	0-0 3/0 11:55	0-0 0/0 17:09	MIN
Feb 18	@ CBJ	0-0 0/0 4:58	0-0 2/0 16:14	0-0 0/1 11:53	MIN
Feb 19	@ NSH	0-0 0/0 3:18	0-0 1/0 11:29	DND	MIN
Feb 21	Vs NSH	0-0 0/0 2:35	0-0 1/0 9:51	MIN	MIN
Feb 24	Vs PHX	0-0 1/1 6:56	1-0 2/1 11:26	DND	MIN
Feb 26	@ DAL	0-0 2/0 3:38	0-1 1/2 11:14	DND	MIN
Feb 28	@ PHX	0-0 1/0 4:47	1-0 (W) 2/0 10:25	DND	MIN
Mar 3	Vs DET	0-0 0/-1 2:40	0-0 3/0 15:13	DND	MIN
Mar 6	@ TB	0-0 0/0 1:14	0-0 0/0 15:37	DND	MIN
Mar 7	@ FLA	DND	0-0 1/-1 11:37	DND	MIN
Mar 10	Vs DAL	0-0 0/0 0:27	2-0 4/2 13:41	DND	MIN
Mar 12	Vs SJ	0-0 0/0 3:34	0-1 1/1 9:26	DND	MIN
Mar 14	Vs DET	DND	0-0 2/0 14:41	0-0 2/1 16:36	MIN
Mar 15	Vs MIN	DND	1-0 3/0 15:10	0-0 1/0 13:25	MIN
Mar 17	@ EDM	DND	0-0 0/0 11:29	DND	MIN
Mar 19	@ VAN	DND	0-0 3/0 13:12	DND	MIN
Mar 20	@ CGY	0-0 0/0 3:21	0-0 1/-1 14:22	0-0 1/1 10:01	MIN
Mar 24	Vs LA	DND	0-2 3/1 12:59	DND	MIN
Mar 26	Vs VAN	DND	1-1 (W) 1/0 12:43	DND	MIN
Mar 28	Vs CBJ	DND	0-1 0/1 14:36	DND	MIN
Mar 29	@ CBJ	DND	1-1 (W) 4/3 12:13	DND	MIN
Apr 1	@ CHI	DND	0-0 2/-2 11:28	DND	MIN
Apr 2	@ DET	DND	0-0 0/0 9:02	DND	MIN
Apr 4	@ DAL	DND	0-0 0/0 12:48	DND	MIN
Apr 7	@ PHX	DND	1-0 1/1 14:27	DND	MIN
Apr 10	Vs CBJ	DND	0-0 3/0 12:55	DND	MIN
Apr 12	@ COL	DND	0-0 1/0 11:50	DND	MIN

Skaters: Goals-Assists (Game Winning or Game Tying) Shots / (+/-) TOI

Goalies: Goals Allowed / Shots Decision Minutes Played



Individual Game-By-Game

Date	Opp	OSHIE #74	MCKEE #77	BISHOP #30	LEGACE #34
Oct 10	Vs NSH	0-0 0/-1 15:34	0-0 0/-1 19:31	MIN	2/22 W 60
Oct 11	@ NYI	0-0 1/-1 18:06	0-0 0/0 15:30	MIN	DNP
Oct 13	@ TOR	0-1 0/1 17:32	0-0 0/-1 18:25	MIN	4/39 W 65
Oct 16	Vs DAL	0-0 2/0 16:53	1-0 (W) 1/2 17:10	MIN	1/30 W 60
Oct 18	Vs CHI	0-1 1/2 19:19	0-0 1/0 17:34	DND	3/26 W 64
Oct 22	Vs DET	1-0 3/0 15:55	0-0 0/1 12:19	DNP	4/34 L 57
Oct 24	Vs LA	0-0 1/0 18:28	0-0 1/-2 18:42	2/17 40	2/12 L 20
Oct 25	Vs FLA	0-0 1/0 15:02	0-0 0/1 18:00	0/12 W 45	INJ
Oct 30	Vs CAR	0-0 2/0 17:12	0-0 1/0 19:57	INJ	INJ
Nov 1	Vs PIT	1-0 2/1 7:08	0-0 0/1 16:42	INJ	INJ
Nov 5	@ ANA	INJ	0-0 2/0 16:44	DNP	INJ
Nov 6	@ SJ	INJ	0-0 0/-2 25:49	4/43 O 65	INJ
Nov 8	@ LA	INJ	0-0 1/0 15:49	MIN	4/30 L 58
Nov 12	@ BUF	INJ	0-0 2/-2 14:06	MIN	3/7 5
Nov 14	@ CHI	INJ	0-0 1/1 13:27	MIN	3/35 W 62
Nov 16	Vs MTL	INJ	0-0 1/1 17:41	MIN	2/26 O 65
Nov 21	Vs ANA	INJ	0-0 1/0 18:48	MIN	2/28 W 63
Nov 22	@ MIN	INJ	0-0 0/-1 17:01	MIN	DNP
Nov 25	@ NSH	INJ	0-0 0/0 17:49	MIN	DNP
Nov 26	@ COL	INJ	0-0 1/0 15:12	MIN	3/28 L 58
Nov 29	Vs EDM	INJ	0-1 0/1 16:05	MIN	4/22 L 58
Nov 30	@ ATL	INJ	0-0 2/-1 14:59	MIN	DNP
Dec 3	@ MIN	INJ	0-0 0/0 13:10	MIN	DNP
Dec 5	Vs CGY	0-0 1/0 11:05	0-0 0/0 12:30	MIN	DNP
Dec 6	Vs PHX	0-0 2/0 10:48	0-0 1/0 19:41	MIN	3/26 W 60
Dec 8	Vs NSH	DND	0-0 1/0 14:52	MIN	3/21 W 60
Dec 10	@ ANA	DND	0-0 0/-1 16:09	MIN	1/11 13
Dec 11	@ LA	INJ	0-0 1/0 14:20	2/8 20	INJ
Dec 13	@ SJ	INJ	0-0 0/1 14:41	DNP	INJ
Dec 16	Vs CGY	INJ	0-0 1/-3 12:32	DNP	INJ
Dec 18	@ WSH	INJ	INJ	4/29 L 57	INJ
Dec 20	Vs MIN	INJ	INJ	MIN	2/26 W 60
Dec 21	Vs BOS	INJ	INJ	MIN	5/23 L 40
Dec 23	@ DET	INJ	INJ	MIN	4/41 L 60
Dec 27	Vs SJ	INJ	INJ	MIN	2/26 W 65
Dec 28	Vs ANA	INJ	INJ	MIN	DNP
Dec 30	Vs NJ	0-1 2/0 16:28	INJ	MIN	4/26 L 58
Jan 2	@ CAR	0-1 3/1 15:34	INJ	MIN	0/1 0
Jan 3	Vs CBJ	1-0 1/-1 12:34	INJ	MIN	2/22 W 60
Jan 9	@ VAN	1-0 4/2 16:38	INJ	MIN	4/22 W 60
Jan 11	@ EDM	0-0 0/0 17:58	INJ	MIN	2/28 L 59
Jan 13	@ CGY	0-0 3/0 19:53	0-0 1/0 16:38	MIN	DNP
Jan 15	Vs COL	1-2 1/2 15:53	0-0 0/2 19:10	MIN	2/26 W 60
Jan 17	Vs CHI	0-0 2/-1 17:58	0-0 0/-1 19:11	MIN	2/21 O 61
Jan 19	@ BOS	0-0 3/1 21:21	0-0 0/1 22:51	MIN	1/2 11
Jan 21	@ CHI	0-1 1/0 14:53	0-0 0/1 18:15	MIN	DNP
Jan 29	Vs OTT	0-0 4/-1 16:34	0-0 0/-1 16:00	MIN	DNP
Jan 31	Vs PHI	0-2 1/1 16:29	0-0 1/1 18:06	MIN	DNP
Feb 2	@ DET	1-0 4/0 16:10	0-0 0/0 16:26	MIN	3/8 31
Feb 3	@ CBJ	DND	0-0 0/1 16:49	MIN	DNP
Feb 5	Vs EDM	0-0 3/0 17:05	0-0 1/0 19:10	MIN	DNP
Feb 7	Vs COL	1-0 1/1 14:26	0-0 0/0 21:33	MIN	MIN
Feb 10	Vs VAN	0-2 5/0 14:42	0-0 1/-2 20:27	MIN	MIN
Feb 12	@ NSH	0-0 1/-1 19:38	0-0 2/0 19:43	MIN	MIN
Feb 13	Vs CHI	0-1 1/0 21:30	DND	MIN	MIN
Feb 16	Vs NYR	0-0 1/0 19:13	DND	MIN	MIN
Feb 18	@ CBJ	1-0 3/0 18:25	0-0 1/1 16:08	MIN	MIN
Feb 19	@ NSH	0-1 4/1 19:40	0-0 1/0 20:40	MIN	MIN
Feb 21	Vs NSH	0-0 2/0 18:01	0-0 0/0 17:47	MIN	MIN
Feb 24	Vs PHX	0-1 1/1 16:24	0-1 2/1 22:06	MIN	MIN
Feb 26	@ DAL	1-0 (W) 2/2 18:04	0-0 1/0 20:13	MIN	MIN
Feb 28	@ PHX	0-0 1/0 15:00	0-0 1/1 18:19	MIN	MIN
Mar 3	Vs DET	0-0 2/-1 18:47	0-0 0/0 14:41	MIN	MIN
Mar 6	@ TB	0-1 0/0 19:59	0-0 1/1 16:35	DNP	MIN
Mar 7	@ FLA	0-0 1/0 19:29	0-0 0/0 14:46	DNP	MIN
Mar 10	Vs DAL	0-1 1/3 17:37	0-1 0/2 18:33	DNP	MIN
Mar 12	Vs SJ	0-0 2/0 19:18	0-1 1/2 18:39	DNP	MIN
Mar 14	Vs DET	1-1 3/0 14:53	0-0 0/-1 15:07	0/3 19	MIN
Mar 15	Vs MIN	0-2 0/0 15:39	0-0 0/-1 17:24	DNP	MIN
Mar 17	@ EDM	0-1 2/0 16:15	0-0 0/0 17:48	DNP	MIN
Mar 19	@ VAN	0-0 3/0 18:35	0-0 1/-1 16:41	DNP	MIN
Mar 20	@ CGY	1-0 3/0 15:01	0-0 2/1 16:18	DNP	MIN
Mar 24	Vs LA	0-1 0/1 14:48	0-0 1/0 17:19	DNP	MIN
Mar 26	Vs VAN	1-1 3/1 14:52	0-0 0/1 15:22	DNP	MIN
Mar 28	Vs CBJ	0-0 0/-1 16:40	0-1 1/2 16:59	DNP	MIN
Mar 29	@ CBJ	1-1 3/3 14:56	0-0 1/3 17:20	DNP	MIN
Apr 1	@ CHI	0-0 0/-1 17:09	0-0 1/0 16:02	DNP	MIN
Apr 2	@ DET	0-1 2/0 14:00	0-0 0/-1 17:12	DNP	MIN
Apr 4	@ DAL	1-0 2/0 16:57	0-0 0/0 16:49	DNP	MIN
Apr 7	@ PHX	0-1 2/1 18:06	0-0 1/1 19:59	DNP	MIN
Apr 10	Vs CBJ	0-0 1/0 13:17	0-1 1/1 16:14	DNP	MIN
Apr 12	@ COL	0-0 1/0 15:19	0-1 1/1 19:58	DNP	MIN

Skaters: Goals-Assists (Game Winning or Game Tying) Shots / (+/-) TOI

Goalies: Goals Allowed / Shots Decision Minutes Played

2008-2009 Season Recap

Individual Game-By-Game

Date	Opp	HOLT #35	SCHWARZ #40	MASON #50
Oct 10	Vs NSH	MIN	MIN	DNP
Oct 11	@ NYI	MIN	MIN	4/33 L 59
Oct 13	@ TOR	MIN	MIN	DNP
Oct 16	Vs DAL	MIN	MIN	DNP
Oct 18	Vs CHI	MIN	DNP	INJ
Oct 22	Vs DET	MIN	MIN	INJ
Oct 24	Vs LA	MIN	MIN	INJ
Oct 25	Vs FLA	MIN	0/5 15	INJ
Oct 30	Vs CAR	MIN	0/0 0	1/29 L 58
Nov 1	Vs PIT	DNP	MIN	5/27 L 58
Nov 5	@ ANA	MIN	MIN	4/26 L 58
Nov 6	@ SJ	MIN	MIN	DNP
Nov 8	@ LA	MIN	MIN	0/0 0
Nov 12	@ BUF	MIN	MIN	1/25 L 54
Nov 14	@ CHI	MIN	MIN	DNP
Nov 16	Vs MTL	MIN	MIN	DNP
Nov 21	Vs ANA	MIN	MIN	DNP
Nov 22	@ MIN	MIN	MIN	1/32 W 60
Nov 25	@ NSH	MIN	MIN	0/47 W 65
Nov 26	@ COL	MIN	MIN	DNP
Nov 29	Vs EDM	MIN	MIN	DNP
Nov 30	@ ATL	MIN	MIN	2/30 W 60
Dec 3	@ MIN	MIN	MIN	3/37 L 58
Dec 5	Vs CGY	MIN	MIN	4/30 O 62
Dec 6	Vs PHX	MIN	MIN	DNP
Dec 8	Vs NSH	MIN	MIN	DNP
Dec 10	@ ANA	MIN	MIN	2/24 L 45
Dec 11	@ LA	MIN	MIN	4/24 L 40
Dec 13	@ SJ	MIN	MIN	5/38 L 59
Dec 16	Vs CGY	MIN	MIN	6/31 L 60
Dec 18	@ WSH	MIN	MIN	DNP
Dec 20	Vs MIN	MIN	MIN	DNP
Dec 21	Vs BOS	MIN	MIN	1/5 20
Dec 23	@ DET	MIN	MIN	DNP
Dec 27	Vs SJ	MIN	MIN	DNP
Dec 28	Vs ANA	MIN	MIN	4/29 L 59
Dec 30	Vs NJ	MIN	MIN	DNP
Jan 2	@ CAR	MIN	MIN	2/28 L 59
Jan 3	Vs CBJ	MIN	MIN	DNP
Jan 9	@ VAN	MIN	MIN	DNP
Jan 11	@ EDM	MIN	MIN	DNP
Jan 13	@ CGY	MIN	MIN	3/34 L 59
Jan 15	Vs COL	MIN	MIN	DNP
Jan 17	Vs CHI	MIN	MIN	DNP
Jan 19	@ BOS	MIN	MIN	3/24 W 52
Jan 21	@ CHI	MIN	MIN	0/21 W 60
Jan 29	Vs OTT	MIN	MIN	2/29 L 59
Jan 31	Vs PHI	MIN	MIN	0/36 W 60
Feb 2	@ DET	MIN	MIN	0/13 O 34
Feb 3	@ CBJ	MIN	MIN	2/35 W 60
Feb 5	Vs EDM	MIN	MIN	1/23 O 65
Feb 7	Vs COL	DNP	MIN	1/24 W 60
Feb 10	Vs VAN	DNP	MIN	5/29 L 59
Feb 12	@ NSH	DNP	MIN	3/34 O 65
Feb 13	Vs CHI	DNP	MIN	0/22 W 60
Feb 16	Vs NYR	DNP	MIN	1/20 W 60
Feb 18	@ CBJ	0/3 19	MIN	4/18 L 40
Feb 19	@ NSH	DNP	MIN	1/29 W 63
Feb 21	Vs NSH	DNP	MIN	1/22 O 62
Feb 24	Vs PHX	DNP	MIN	1/25 W 60
Feb 26	@ DAL	DNP	MIN	1/42 W 60
Feb 28	@ PHX	DNP	MIN	1/27 W 59
Mar 3	Vs DET	DNP	MIN	5/36 L 60
Mar 6	@ TB	MIN	MIN	3/23 W 60
Mar 7	@ FLA	MIN	MIN	5/35 L 58
Mar 10	Vs DAL	MIN	MIN	2/22 W 60
Mar 12	Vs SJ	MIN	MIN	1/25 W 60
Mar 14	Vs DET	MIN	MIN	4/23 L 41
Mar 15	Vs MIN	MIN	MIN	3/22 W 60
Mar 17	@ EDM	MIN	MIN	1/34 O 65
Mar 19	@ VAN	MIN	MIN	3/21 L 57
Mar 20	@ CGY	MIN	MIN	2/35 W 60
Mar 24	Vs LA	MIN	MIN	0/22 W 60
Mar 26	Vs VAN	MIN	MIN	2/23 W 59
Mar 28	Vs CBJ	MIN	MIN	3/27 W 65
Mar 29	@ CBJ	MIN	MIN	2/28 W 60
Apr 1	@ CHI	MIN	MIN	3/30 L 60
Apr 2	@ DET	MIN	MIN	4/38 W 60
Apr 4	@ DAL	MIN	MIN	5/24 O 60
Apr 7	@ PHX	MIN	MIN	1/29 W 60
Apr 10	Vs CBJ	MIN	MIN	1/17 W 60
Apr 12	@ COL	MIN	MIN	0/28 W 60

Skaters: Goals-Assists (Game Winning or Game Tying) Shots / (+/-) TOI

Goalies: Goals Allowed / Shots Decision Minutes Played





BLUES vs NHL





at ST LOUIS BLUES				at ANAHEIM DUCKS			
Date	Score		W Goal	Date	Score		W Goal
28 Dec '08	ANA 4 @ STL 3	Bobby Ryan		10 Dec '08	STL 2 @ ANA 4	Brendan Morrison	
21 Nov '08 *	ANA 2 @ STL 3	Lee Stempniak		05 Nov '08	STL 2 @ ANA 5	Corey Perry	

Power Play: 6-21 28.6% / Penalty Killing: 9-14 64.3%

BLUES						Shots by Period						DUCKS					
	1st	2nd	3rd	OT	Total		1st	2nd	3rd	OT	Total						
Shots	36	38	41	3	118	Shots	41	42	36	1	120						

* - Overtime ** - Shootout

All-Time Series vs Anaheim											
Year	HOME W-L-T-OTL	ROAD W-L-T-OTL	OVERALL W-L-T-OTL	Year	HOME W-L-T-OTL	ROAD W-L-T-OTL	OVERALL W-L-T-OTL	Year	HOME W-L-T-OTL	ROAD W-L-T-OTL	OVERALL W-L-T-OTL
1993-94	1-1-0	1-1-0	2-2-0	1998-99	0-1-1	2-0-0	2-1-1	2003-04	2-0-0-0	0-1-1-0	2-1-1-0
1994-95	2-0-0	2-0-0	4-0-0	1999-00	1-0-1-0	1-1-0-0	2-1-1-0	2005-06	1-0-1	0-2-0	1-2-1
1995-96	1-1-0	0-2-0	1-3-0	2000-01	2-0-0-0	2-0-0-0	4-0-0-0	2006-07	0-0-2	1-1-0	1-1-2
1996-97	1-1-0	1-0-1	2-1-1	2001-02	1-1-0-0	2-0-0-0	3-1-0-0	2007-08	2-0-0	0-1-1	2-1-1
1997-98	0-1-1	2-0-0	2-1-1	2002-03	1-1-0-0	0-2-0-0	1-3-0-0	2008-09	1-1-0	0-2-0	1-3-0
								TOTALS	16-6-0	14-13-3-0	30-21-9-0

All-Time Series Facts				
Shutouts For:	2 (2 home, 0 road)	Overtime Record:	4-3-5	Shootout Record:
Shutouts Against:	4 (2 home, 2 road)	Overtime at Home:	3-1-3	Shootout at Home:
Last STL SO:	Feb. 1, 2008 (1-0 @ STL)	Overtime on Road:	1-2-2	Shootout on Road:
Last ANA SO:	Oct. 9, 2006 (0-2 @ ANA)	2008-09 OT Record:	1-0	2008-09 SO Record:
				0-0

Blues vs. the NHL

ATLANTA THRASHERS VS. ST. LOUIS BLUES

Summary: Won-1 Lost-0 OT-0

at ST LOUIS BLUES										at ATLANTA THRASHERS									
Date	Score	W Goal								Date	Score	W Goal							
no games										30 Nov '08 STL 4 @ ATL 2 Brad Boyes									
BLUES										THRASHERS									
Individual Scoring										Individual Scoring									
Player	GP	G	A	P	+/-	PIM	PP	SH		Player	GP	G	A	P	+/-	PIM	PP	SH	
Brad Boyes	1	1	1	2	-1	0	1	0		Colby Armstrong	1	1	0	1	1	0	0	0	
Jeff Woywitka	1	0	2	2	1	0	0	0		Niclas Havelid	1	1	0	1	1	0	0	0	
David Backes	1	1	0	1	1	0	0	0		Ron Hainsey	1	0	1	1	0	4	0	0	
Jay McClement	1	1	0	1	2	0	0	0		Vyacheslav Kozlov	1	0	1	1	-1	0	0	0	
Keith Tkachuk	1	1	0	1	0	0	1	0		Todd White	1	0	1	1	-1	2	0	0	
Patrik Berglund	1	0	1	1	0	0	0	0		Eric Boulton	1	0	0	0	0	5	0	0	
Eric Brewer	1	0	1	1	0	0	0	0		Joseph Crabb	1	0	0	0	1	0	0	0	
Carlo Colaiacovo	1	0	1	1	-1	2	0	0		Tobias Enstrom	1	0	0	0	0	0	0	0	
Brandon Crombeen	1	0	1	1	1	5	0	0		Garnet Exelby	1	0	0	0	0	0	0	0	
Barret Jackman	1	0	0	0	2	0	0	0		Ilya Kovalchuk	1	0	0	0	-1	0	0	0	
Jay McKee	1	0	0	0	-1	0	0	0		Bryan Little	1	0	0	0	-1	0	0	0	
Cam Paddock	1	0	0	0	-1	0	0	0		Nathan Ostryck	1	0	0	0	-1	2	0	0	
David Perron	1	0	0	0	0	2	0	0		Eric Perrin	1	0	0	0	0	0	0	0	
Roman Polak	1	0	0	0	-1	0	0	0		Marty Reasoner	1	0	0	0	1	0	0	0	
Steve Regier	1	0	0	0	0	0	0	0		Mathieu Schneider	1	0	0	0	0	0	0	0	
Yan Stastny	1	0	0	0	0	0	0	0		Jim Slater	1	0	0	0	0	0	0	0	
Alexander Steen	1	0	0	0	-1	0	0	0		Chris Thorburn	1	0	0	0	0	0	0	0	
Brad Winchester	1	0	0	0	-1	0	0	0		Jason Williams	1	0	0	0	0	0	0	0	
Power Play: 2-4 50.0% / Penalty Killing: 0-2 100.0%										Power Play: 0-2 0.0% / Penalty Killing: 2-4 50.0%									

Power Play: 2-4 50.0% / Penalty Killing: 2-2 100.0%

Power Play: 0-2 0.0% / Penalty Killing: 2-4 50.0%

BLUES										Goaltending					THRASHERS									
Goalie	GP	Min	WLOT	GA	SA	SV	GAA	SV%		Goalie	GP	Min	WLOT	GA	SA	SV	GAA	SV%						
Chris Mason	1	60	1-0-0	2	30	28	2.01	.933		Ondrej Pavelec	1	59	0-1-0	3	46	43	3.05	.935						
BLUES										Goals by Period					THRASHERS									
	1st	2nd	3rd	OT	Total						1st	2nd	3rd	OT	Total									
Goals	1	1	2	0	4					Goals	2	0	0	0	2									
BLUES										Shots by Period					THRASHERS									
	1st	2nd	3rd	OT	Total						1st	2nd	3rd	OT	Total									
Shots	15	14	18	0	47					Shots	12	7	11	0	30									

* - Overtime ** - Shootout

All-Time Series vs Atlanta

Year	HOME W-L-T-OTL	ROAD W-L-T-OTL	OVERALL W-L-T-OTL	Year	HOME W-L-T-OTL	ROAD W-L-T-OTL	OVERALL W-L-T-OTL	Year	HOME W-L-T-OTL	ROAD W-L-T-OTL	OVERALL W-L-T-OTL
1999-00	1-0-0-0	1-0-0-0	2-0-0-0	2002-03	1-0-0-0	0-1-0-0	1-1-0-0	2006-07	DNP	DNP	DNP
2000-01	DNP	1-0-0-0	1-0-0-0	2003-04	DNP	0-0-1-0	0-0-1-0	2007-08	0-0-1	DNP	0-0-1
2001-02	1-0-0-0	DNP	1-0-0-0	2005-06	DNP	0-1-0	0-1-0	2008-09	DNP	1-0-0	1-0-0
TOTALS								TOTALS			

All-Time Series Facts

Shutouts For:	2 (2 home, 0 road)	Overtime Record:	0-1-1	Shutout Record:	0-0
Shutouts Against:	1 (0 home, 1 road)	Overtime at Home:	0-1-0	Shutout at Home:	0-0
Last STL SO:	Dec. 14, 2002 (4-0 @ STL)	Overtime on Road:	0-0-1	Shutout on Road:	0-0
Last ATL SO:	Jan. 13, 2006 (0-2 @ ATL)	2008-09 OT Record:	0-0	2008-09 SO Record:	0-0



BOSTON BRUINS VS. ST. LOUIS BLUES

Summary: Won-1 Lost-1 OT-0

at ST LOUIS BLUES										at BOSTON BRUINS									
Date	Score	W Goal								Date	Score	W Goal							
21 Dec '08	BOS 6 @ STL 3	Michael Ryder								19 Jan '09 **	STL 5 @ BOS 4	T.J. Oshie							
BLUES										BRUINS									
Individual Scoring										Individual Scoring									
Player	GP	G	A	P	+/-	PIM	PP	SH		Player	GP	G	A	P	+/-	PIM	PP	SH	
Jay McClement	2	2	0	2	2	2	0	1		David Krejci	2	0	5	5	1	0	0	0	
Brad Winchester	2	2	0	2	0	0	1	0		Zdeno Chara	2	1	3	4	2	4	0	0	
David Backes	2	1	1	2	-1	4	0	0		Michael Ryder	2	2	1	3	-2	0	2	0	
David Perron	2	1	1	2	0	0	1	0		Blake Wheeler	2	2	1	3	0	0	0	1	
Keith Tkachuk	2	0	2	2	-3	0	0	0		P. J. Axelsson	2	1	2	3	0	2	1	0	
Jeff Woywitka	2	0	2	2	-2	2	0	0		Marc Savard	2	1	1	2	-1	0	0	0	
Yan Stastny	1	1	0	1	0	0	0	0		Phil Kessel	1	0	2	2	1	0	0	0	
Patrik Berglund	2	0	1	1	0	0	0	0		Shane Hnidy	2	1	0	1	-2	0	1	0	
Carlo Colaiacovo	2	0	1	1	1	0	0	0		Chuck Kobasew	2	1	0	1	0	0	0	0	
Alexander Steen	2	0	1	1	1	2	0	0		Vladimir Sobotka	2	1	0	1	1	0	0	0	
Tyson Strachan	2	0	1	1	1	0	0	0		Martin St. Pierre	2	0	1	1	1	0	0	0	
Mike Weaver	2	0	1	1	-1	0	0	0		Dennis Wideman	2	0	1	1	2	2	0	0	
Roman Polak	1	0	1	1	-1	2	0	0		Milan Lucic	1	0	1	1	1	7	0	0	
Brad Boyes	2	0	0	0	-2	0	0	0		Matt Hunwick	2	0	0	0	-1	2	0	0	
Brandon Crombeen	2	0	0	0	0	9	0	0		Matt Lashoff	2	0	0	0	2	0	0	0	
Dan Hinote	2	0	0	0	-1	4	0	0		Mark Stuart	2	0	0	0	-1	0	0	0	
Barret Jackman	2	0	0	0	-1	0	0	0		Shawn Thornton	2	0	0	0	0	0	0	0	
Cam Janssen	2	0	0	0	0	0	0	0		Stephane Yelle	2	0	0	0	0	2	0	0	
Jay McKee	1	0	0	0	1	0	0	0		Byron Bitz	1	0	0	0	0	0	0	0	
T.J. Oshie	1	0	0	0	1	0	0	0		Petteri Nokelainen	1	0	0	0	0	0	0	0	
Power Play: 2-6 33.3% / Penalty Killing: 4-8 50.0%										Power Play: 4-8 50.0% / Penalty Killing: 4-6 66.7%									

Power Play: 2-6 33.3% / Penalty Killing: 4-8 50.0%

Power Play: 4-8 50.0% / Penalty Killing: 4-6 66.7%

BLUES										Goaltending										BRUINS									
Goalie	GP	Min	WLOT	GA	SA	SV	GAA	SV%		Goalie	GP	Min	WLOT	GA	SA	SV	GAA	SV%											
Chris Mason	2	72	1-0-0	4	29	25	3.34	.862		Manny Fernandez	1	60	1-0-0	3	32	29	3.02	.906											
Manny Legace	2	51	0-1-0	6	25	19	7.12	.760		Tim Thomas	1	65	0-0-1	4	31	27	3.69	.871											
BLUES										Goals by Period										BRUINS									
	1st	2nd	3rd	OT	Total						1st	2nd	3rd	OT	Total														
Goals	3	2	2	0	7					Goals	4	2	4	0	10														
BLUES										Shots by Period										BRUINS									
	1st	2nd	3rd	OT	Total						1st	2nd	3rd	OT	Total														
Shots	15	15	33	0	63					Shots	22	19	11	2	54														

* - Overtime ** - Shootout

All-Time Series vs Boston

Year	HOME W-L-T-OTL	ROAD W-L-T-OTL	OVERALL W-L-T-OTL	Year	HOME W-L-T-OTL	ROAD W-L-T-OTL	OVERALL W-L-T-OTL	Year	HOME W-L-T-OTL	ROAD W-L-T-OTL	OVERALL W-L-T-OTL
1967-68	1-1-0	0-1-1	1-2-1	1981-82	0-1-1	1-0-0	1-1-1	1995-96	0-1-0	0-1-0	0-2-0
1968-69	1-1-1	1-1-1	2-2-2	1982-83	0-1-0	0-2-0	0-3-0	1996-97	1-0-0	0-0-1	1-0-1
1969-70	1-1-1	0-2-1	1-3-2	1983-84	0-2-0	0-1-0	0-3-0	1997-98	1-0-0	1-0-0	2-0-0
1970-71	0-2-1	1-2-0	1-4-1	1984-85	0-1-0	0-0-2	0-1-2	1998-99	DNP	0-0-1	0-0-1
1971-72	1-1-1	0-3-0	1-4-1	1985-86	1-1-0	1-0-0	2-1-0	1999-00	1-0-0-0	1-0-0-0	2-0-0-0
1972-73	2-0-0	1-2-0	3-2-0	1986-87	1-0-0	0-2-0	1-2-0	2000-01	1-0-0-0	0-1-0-0	1-1-0-0
1973-74	1-2-0	0-2-0	1-4-0	1987-88	1-1-0	1-0-0	2-1-0	2001-02	1-0-0-0	1-0-0-0	2-0-0-0
1974-75	2-0-0	0-1-1	2-1-1	1988-89	0-1-0	0-2-0	0-3-0	2002-03	DNP	1-0-0-0	1-0-0-0
1975-76	1-0-1	0-2-0	1-2-1	1989-90	0-2-0	1-0-0	1-2-0	2003-04	1-0-0-0	DNP	1-0-0-0
1976-77	1-0-1	0-2-0	1-2-1	1990-91	1-0-0	0-1-1	1-1-1	2005-06	DNP	DNP	DNP
1977-78	0-2-0	0-2-0	0-4-0	1991-92	2-0-0	1-0-0	3-0-0	2006-07	1-0-0	DNP	1-0-0
1978-79	1-1-0	0-2-0	1-3-0	1992-93	0-1-0	0-1-0	0-2-0	2007-08	DNP	1-0-0	1-0-0
1979-80	0-0-2	1-1-0	1-1-2	1993-94	1-0-0	1-0-0	2-0-0	2008-09	0-1-0	1-0-0	1-1-0
1980-81	2-0-0	1-1-0	3-1-0	1994-95	DNP	DNP	DNP	TOTALS	28-24-9-0	17-35-9-0	45-59-18-0

All-Time Series Facts

Shutouts For:	5 (3 home, 2 road)	Overtime Record:	4-3-5	Shutout Record:	2-0
Shutouts Against:	11 (5 home, 6 road)	Overtime at Home:	3-1-0	Shutout at Home:	1-0
Last STL SO:	Dec. 3, 2002 (4-0 @ BOS)	Overtime on Road:	1-2-5	Shutout on Road:	1-0
Last BOS SO:	Mar. 27, 1990 (0-3 @ STL)	2008-09 OT Record:	0-0	2008-09 SO Record:	1-0

Blues vs. the NHL

BUFFALO SABRES VS. ST. LOUIS BLUES

Summary: Won-0 Lost-1 OT-0

at ST LOUIS BLUES										at BUFFALO SABRES									
Date	Score	W Goal								Date	Score	W Goal							
no games										12 Nov '08	STL 3 @ BUF 4	Henrik Tallinder							
BLUES										SABRES									
Individual Scoring										Individual Scoring									
Player	GP	G	A	P	+/-	PIM	PP	SH		Player	GP	G	A	P	+/-	PIM	PP	SH	
David Perron	1	1	2	3	3	0	0	0		Tim Connolly	1	1	1	2	1	0	0	0	
Patrik Berglund	1	1	1	2	3	0	0	0		Adam Mair	1	1	1	2	1	2	0	0	
Lee Stempniak	1	1	1	2	2	0	0	0		Henrik Tallinder	1	1	1	2	1	0	0	0	
Keith Tkachuk	1	0	1	1	-1	0	0	0		Jochen Hecht	1	0	2	2	1	0	0	0	
David Backes	1	0	0	0	0	0	0	0		Jason Pominville	1	1	0	1	1	0	0	0	
Brad Boyes	1	0	0	0	-3	0	0	0		Paul Gaustad	1	0	1	1	1	0	0	0	
Eric Brewer	1	0	0	0	1	0	0	0		Toni Lydman	1	0	1	1	2	0	0	0	
Dan Hinote	1	0	0	0	0	0	0	0		Daniel Paille	1	0	1	1	2	0	0	0	
Barret Jackman	1	0	0	0	0	2	0	0		Maxim Afinogenov	1	0	0	0	-1	0	0	0	
Cam Janssen	1	0	0	0	-2	5	0	0		Ales Kotalik	1	0	0	0	-1	0	0	0	
David Koci	1	0	0	0	-1	7	0	0		Clarke MacArthur	1	0	0	0	0	2	0	0	
Jay McClement	1	0	0	0	0	0	0	0		Teppo Numminen	1	0	0	0	1	0	0	0	
Andy McDonald	1	0	0	0	-3	2	0	0		Andrew Peters	1	0	0	0	0	10	0	0	
Jay McKee	1	0	0	0	-2	0	0	0		Craig Rivet	1	0	0	0	0	0	0	0	
Alex Pietrangelo	1	0	0	0	-1	2	0	0		Derek Roy	1	0	0	0	-1	0	0	0	
Roman Polak	1	0	0	0	1	0	0	0		Andrej Sekera	1	0	0	0	-1	0	0	0	
Yan Stastny	1	0	0	0	-1	0	0	0		Jaroslav Spacek	1	0	0	0	-1	0	0	0	
Steve Wagner	1	0	0	0	-1	0	0	0		Thomas Vanek	1	0	0	0	-1	0	0	0	
Power Play: 0-1 0.0% / Penalty Killing: 3-3 100.0%										Power Play: 0-3 0.0% / Penalty Killing: 1-1 100.0%									

Power Play: 0-1 0.0% / Penalty Killing: 3-3 100.0%

Power Play: 0-3 0.0% / Penalty Killing: 1-1 100.0%

BLUES										SABRES									
Goaltending										Goaltending									
Goalie	GP	Min	WLOT	GA	SA	SV	GAA	SV%		Goalie	GP	Min	WLOT	GA	SA	SV	GAA	SV%	
Chris Mason	1	54	0-1-0	1	25	24	1.12	.960		Ryan Miller	1	60	1-0-0	3	33	30	3.01	.909	
Manny Legace	1	5	0-0-0	3	7	4	33.96	.571											
BLUES										SABRES									
Goals by Period										Goals by Period									
	1st	2nd	3rd	OT	Total						1st	2nd	3rd	OT	Total				
Goals	1	1	1	0	3					Goals	3	0	1	0	4				
BLUES										SABRES									
Shots by Period										Shots by Period									
	1st	2nd	3rd	OT	Total						1st	2nd	3rd	OT	Total				
Shots	14	8	11	0	33					Shots	13	11	8	0	32				

* - Overtime ** - Shootout

All-Time Series vs Buffalo											
HOME			ROAD			OVERALL			HOME		
Year	W-L-T-OTL		W-L-T-OTL			W-L-T-OTL			Year	W-L-T-OTL	
1970-71	3-0-0	1-2-0	4-2-0			1983-84	1-1-0	0-1-0	1-2-0	1996-97	0-1-0
1971-72	2-0-1	2-1-0	4-1-1			1984-85	1-0-0	1-1-0	2-1-0	1997-98	0-1-0
1972-73	1-1-1	0-1-1	1-2-2			1985-86	1-1-0	0-1-0	1-2-0	1998-99	0-0-1
1973-74	1-0-1	1-2-0	2-2-1			1986-87	1-0-0	1-1-0	2-1-0	1999-00	DNP
1974-75	0-1-1	0-1-1	0-2-2			1987-88	0-2-0	0-1-0	0-3-0	2000-01	1-0-0-0
1975-76	1-1-0	0-1-1	1-2-1			1988-89	1-0-0	1-1-0	2-1-0	2001-02	1-0-0-0
1976-77	2-0-0	0-2-0	2-2-0			1989-90	2-0-0	0-1-0	2-1-0	2002-03	1-0-0-0
1977-78	0-2-0	0-2-0	0-4-0			1990-91	1-0-0	2-0-0	3-0-0	2003-04	DNP
1978-79	0-1-1	0-2-0	0-3-1			1991-92	1-0-0	1-1-0	2-1-0	2004-05	DNP
1979-80	2-0-0	0-2-0	2-2-0			1992-93	0-0-1	0-1-0	0-1-1	2006-07	1-0-0
1980-81	2-0-0	1-0-1	3-0-1			1993-94	1-0-0	1-0-0	2-0-0	2007-08	DNP
1981-82	1-1-0	0-1-0	1-2-0			1994-95	DNP	DNP	DNP	2008-09	DNP
1982-83	1-0-0	0-2-0	1-2-0			1995-96	0-1-0	0-1-0	0-2-0	TOTALS	30-14-7-0

All-Time Series Facts											
Shutouts For:			2 (2 home, 1 road)			Overtime Record:			4-1-4		
Shutouts Against:			5 (3 home, 2 road)			Overtime at Home:			3-0-2		
Last STL SO:			Nov. 26, 1999 (2-0 @ BUF)			Overtime on Road:			1-1-2		
Last BUF SO:			Nov. 27, 1995 (0-2 @ STL)			2008-09 OT Record:			0-0		
Shutout Record:						Shutout at Home:			0-0		
						Shutout on Road:			0-0		
						2008-09 SO Record:			0-0		



CALGARY FLAMES VS. ST. LOUIS BLUES

Summary: Won-1 Lost-2 OT-1

at ST LOUIS BLUES

Date	Score	W Goal
16 Dec '08	CGY 6 @ STL 3	Mike Cammalleri
05 Dec '08 *	CGY 4 @ STL 3	Mike Cammalleri

at CALGARY FLAMES

Date	Score	W Goal
20 Mar '09	STL 3 @ CGY 2	Jay McClement
13 Jan '09	STL 1 @ CGY 3	David Moss

BLUES

Individual Scoring

FLAMES

Player	GP	G	A	P	+/-	PIM	PP	SH	Player	GP	G	A	P	+/-	PIM	PP	SH
Brad Boyes	4	2	3	5	0	4	2	0	Jarome Iginla	4	3	5	8	3	0	1	0
David Backes	4	2	1	3	0	4	0	0	Mike Cammalleri	4	5	1	6	2	2	3	0
Patrik Berglund	4	2	1	3	1	2	1	0	Matthew Lombardi	3	1	4	5	1	2	0	0
Barret Jackman	4	0	3	3	0	0	0	0	Dion Phaneuf	4	0	5	5	2	8	0	0
Carlo Colaiacovo	4	0	2	2	0	0	0	0	David Moss	4	2	0	2	-2	0	2	0
Alexander Steen	4	0	2	2	1	4	0	0	Rene Bourque	3	1	1	2	1	4	0	0
Jay McClement	4	1	0	1	1	2	0	0	Craig Conroy	4	0	2	2	1	0	0	0
Dan Hinote	3	1	0	1	-1	7	0	0	Cory Sarich	4	0	2	2	4	16	0	0
T.J. Oshie	3	1	0	1	0	0	0	1	Curtis Glencross	3	0	2	2	-1	2	0	0
Andy McDonald	1	1	0	1	1	0	0	0	Todd Bertuzzi	2	0	2	2	1	2	0	0
Brandon Crombeen	4	0	1	1	1	25	0	0	Olli Jokinen	1	0	2	2	-1	0	0	0
David Perron	4	0	1	1	-2	0	0	0	Adrian Aucoin	4	1	0	1	-5	2	0	0
Keith Tkachuk	3	0	1	1	0	0	0	0	Daymond Langkow	4	1	0	1	1	0	0	0
Yan Stastny	2	0	1	1	-2	0	0	0	Dustin Boyd	3	1	0	1	0	0	0	0
Cam Janssen	4	0	0	0	-3	22	0	0	Adam Pardy	4	0	1	1	5	11	0	0
Jay McKee	4	0	0	0	-2	2	0	0	Mark Giordano	3	0	1	1	1	0	0	0
Roman Polak	4	0	0	0	-1	8	0	0	Jamie Lundmark	2	0	1	1	1	0	0	0
Brad Winchester	3	0	0	0	-2	7	0	0	Eric Nystrom	4	0	0	0	-1	17	0	0
Jeff Woywitka	3	0	0	0	1	12	0	0	Robyn Regehr	4	0	0	0	-3	2	0	0
Tyson Strachan	2	0	0	0	1	0	0	0	Andre Roy	2	0	0	0	0	12	0	0
Mike Weaver	2	0	0	0	-2	0	0	0	James Vandermeer	2	0	0	0	-1	12	0	0
Eric Brewer	1	0	0	0	-1	0	0	0	Jordan Leopold	1	0	0	0	0	0	0	0
Cam Paddock	1	0	0	0	-1	0	0	0	Warren Peters	1	0	0	0	0	0	0	0
Power Play: 3-17 17.6% / Penalty Killing: 13-19 68.4%									Power Play: 6-19 31.6% / Penalty Killing: 14-17 82.4%								

BLUES

Goaltending

FLAMES

Goalie	GP	Min	W	L	OT	GA	SA	SV	GAA	SV%
Chris Mason	4	241	1-2-1	15	130	115	3.73	.885		
Miikka Kiprusoff										

BLUES

Goals by Period

FLAMES

	1st	2nd	3rd	OT	Total		1st	2nd	3rd	OT	Total
Goals	4	3	3	0	10	Goals	3	6	5	1	15

BLUES

Shots by Period

FLAMES

	1st	2nd	3rd	OT	Total		1st	2nd	3rd	OT	Total
Shots	35	51	26	0	112	Shots	33	51	42	4	130

* - Overtime ** - Shootout

All-Time Series vs Calgary

Year	HOME W-L-T-OTL	ROAD W-L-T-OTL	OVERALL W-L-T-OTL	Year	HOME W-L-T-OTL	ROAD W-L-T-OTL	OVERALL W-L-T-OTL	Year	HOME W-L-T-OTL	ROAD W-L-T-OTL	OVERALL W-L-T-OTL
1972-73	1-0-2	2-0-1	3-0-3	1985-86	1-1-0	1-0-0	2-1-0	1998-99	1-1-0	1-1-0	2-2-0
1973-74	1-1-0	2-0-1	3-1-1	1986-87	1-0-0	1-1-0	2-1-0	1999-00	2-0-1-0	2-0-0-0	4-0-1-0
1974-75	2-1-0	1-1-0	3-2-0	1987-88	1-1-0	0-1-0	1-2-0	2000-01	2-0-0-0	0-0-1-1	2-0-1-1
1975-76	2-0-0	1-1-1	3-1-1	1988-89	0-1-0	0-2-0	0-3-0	2001-02	1-1-0-0	0-2-0-0	1-3-0-0
1976-77	1-2-0	0-2-0	1-4-0	1989-90	0-1-1	0-1-0	0-2-1	2002-03	2-0-0-0	2-0-0-0	4-0-0-0
1977-78	0-1-1	0-3-0	0-4-1	1990-91	0-1-0	1-1-0	1-2-0	2003-04	0-2-0-0	2-0-0-0	2-2-0-0
1978-79	1-2-0	0-2-0	1-4-0	1991-92	1-0-1	0-1-0	1-1-1	2005-06	1-1-0	0-1-1	1-2-1
1979-80	0-2-0	1-1-0	1-3-0	1992-93	2-0-0	1-1-0	3-1-0	2006-07	0-2-0	0-1-1	0-3-1
1980-81	1-1-0	1-1-0	2-2-0	1993-94	1-0-1	2-0-0	3-0-1	2007-08	1-1-0	0-2-0	1-3-0
1981-82	1-1-0	1-0-0	2-1-0	1994-95	2-0-0	0-2-0	2-2-0	2008-09	0-1-1	1-1-0	1-2-1
1982-83	0-1-0	1-1-0	1-2-0	1995-96	0-1-1	0-1-1	0-2-2	TOTALS	33-29-10-0	29-33-7-1	62-62-17-1
1983-84	0-1-1	0-1-0	0-2-1	1996-97	1-1-0	2-0-0	3-1-0	*Calgary played as the Atlanta Flames until the 1980-1981 season.			
1984-85	1-0-0	2-0-0	3-0-0	1997-98	2-0-0	1-1-0	3-1-0				

All-Time Series Facts

Shutouts For:	7 (5 home, 2 road)	Overtime Record:	5-4-8	Shutout Record:	1-1
Shutouts Against:	6 (4 home, 2 road)	Overtime at Home:	3-1-6	Shutout at Home:	1-0
Last STL SO:	Nov. 25, 2007 (3-0 @ STL)	Overtime on Road:	2-3-2	Shutout on Road:	0-1
Last CGY SO:	Nov. 14, 2006 (0-3 @ CGY)	2008-09 OT Record:	0-1	2008-09 SO Record:	0-0

Blues vs. the NHL

CAROLINA HURRICANES VS. ST. LOUIS BLUES

Summary: Won-0 Lost-2 OT-0

at ST LOUIS BLUES										at CAROLINA HURRICANES									
Date	Score					W	Goal			Date	Score					W	Goal		
30 Oct '08	CAR 1 @ STL 0					Tuomo Ruutu				02 Jan '09	STL 1 @ CAR 2					Anton Babchuk			
BLUES										HURRICANES									
Player	GP	G	A	P	+/-	PIM	PP	SH		Player	GP	G	A	P	+/-	PIM	PP	SH	
David Backes	2	1	0	1	1	2	0	0		Tuomo Ruutu	2	1	2	3	-1	0	1	0	
Barret Jackman	2	0	1	1	0	0	0	0		Eric Staal	2	1	1	2	0	4	1	0	
T.J. Oshie	2	0	1	1	1	0	0	0		Sergei Samsonov	2	0	2	2	0	0	0	0	
Patrik Berglund	2	0	0	0	0	2	0	0		Anton Babchuk	2	1	0	1	0	0	1	0	
Brad Boyes	2	0	0	0	0	0	0	0		Dennis Seidenberg	2	0	1	1	0	0	0	0	
Dan Hinote	2	0	0	0	0	0	0	0		Ryan Bayda	2	0	0	0	0	0	0	0	
Jay McClement	2	0	0	0	0	0	0	0		Rod Brind'Amour	2	0	0	0	0	2	0	0	
David Perron	2	0	0	0	0	6	0	0		Joseph Corvo	2	0	0	0	0	0	0	0	
Roman Polak	2	0	0	0	1	2	0	0		Matt Cullen	2	0	0	0	0	0	0	0	
Keith Tkachuk	2	0	0	0	0	2	0	0		Patrick Eaves	2	0	0	0	0	2	0	0	
Mike Weaver	2	0	0	0	0	0	0	0		Tim Gleason	2	0	0	0	-1	5	0	0	
Eric Brewer	1	0	0	0	0	0	0	0		Chad Larose	2	0	0	0	-1	2	0	0	
Carlo Colaiacovo	1	0	0	0	0	0	0	0		Ray Whitney	2	0	0	0	0	0	0	0	
Brandon Crombeen	1	0	0	0	0	0	0	0		Wade Brookbank	1	0	0	0	0	0	0	0	
Cam Janssen	1	0	0	0	0	7	0	0		Dwight Helminen	1	0	0	0	0	0	0	0	
Paul Kariya	1	0	0	0	0	2	0	0		Frantisek Kaberle	1	0	0	0	0	0	0	0	
Andy McDonald	1	0	0	0	0	0	0	0		Dan Lacouture	1	0	0	0	0	0	0	0	
Jay McKee	1	0	0	0	0	0	0	0		Josef Melichar	1	0	0	0	0	0	0	0	
Yan Stastny	1	0	0	0	0	0	0	0		Joni Pitkanen	1	0	0	0	-1	2	0	0	
Alexander Steen	1	0	0	0	0	0	0	0		Brandon Sutter	1	0	0	0	-1	0	0	0	
Lee Stempniak	1	0	0	0	0	0	0	0		Scott Walker	1	0	0	0	0	0	0	0	
Tyson Strachan	1	0	0	0	0	15	0	0		Niclas Wallin	1	0	0	0	0	0	0	0	
Steve Wagner	1	0	0	0	0	0	0	0		Justin Williams	1	0	0	0	0	0	0	0	
Brad Winchester	1	0	0	0	1	2	0	0		Power Play: 3-12 25.0% / Penalty Killing: 5-5 100.0%									
Jeff Woywitka	1	0	0	0	0	2	0	0											

Power Play: 0-5 0.0% / Penalty Killing: 9-12 75.0%

BLUES										HURRICANES									
Goalie	GP	Min	WLOT	GA	SA	SV	GAA	SV%		Goalie	GP	Min	WLOT	GA	SA	SV	GAA	SV%	
Manny Legace	1	0	0-0-0	0	1	1	0.00	1.000		Cam Ward	2	120	2-0-0	1	50	49	0.50	.980	
Chris Mason	2	117	0-2-0	3	57	54	1.53	.947											
Marek Schwarz	1	0	0-0-0	0	0	0	0.00	.000											
BLUES										HURRICANES									
Goals by Period										Goals by Period									
1st	2nd	3rd	OT	Total						1st	2nd	3rd	OT	Total					
Goals	0	0	1	0	1					Goals	1	0	2	0	3				
BLUES										HURRICANES									
Shots by Period										Shots by Period									
1st	2nd	3rd	OT	Total						1st	2nd	3rd	OT	Total					
Shots	11	13	26	0	50					Shots	15	22	21	0	58				

* - Overtime ** - Shootout

All-Time Series vs Carolina

Year	HOME	ROAD	OVERALL	Year	HOME	ROAD	OVERALL	Year	HOME	ROAD	OVERALL
W-L-T-OTL	W-L-T-OTL	W-L-T-OTL	W-L-T-OTL	W-L-T-OTL	W-L-T-OTL	W-L-T-OTL	W-L-T-OTL	W-L-T-OTL	W-L-T-OTL	W-L-T-OTL	W-L-T-OTL
1979-80	1-1-0	1-1-0	2-2-0	1991-92	1-1-0	1-0-0	2-1-0	2003-04	DNP	0-1-0-0	0-1-0-0
1980-81	2-0-0	1-0-1	3-0-1	1992-93	1-0-0	1-1-0*	2-1-0	2005-06	DNP	0-1-0	0-1-0
1981-82	1-1-0	0-1-0	1-2-0	1993-94	1-0-0	2-0-0**	3-0-0	2006-07	DNP	DNP	DNP
1982-83	1-0-0	1-1-0	2-1-0	1994-95	DNP	DNP	DNP	2007-08	1-0-0	DNP	1-0-0
1983-84	1-1-0	0-1-0	1-2-0	1995-96	1-0-0	1-0-0	2-0-0	2008-09	0-1-0	0-1-0	0-2-0
1984-85	0-1-0	1-1-0	1-2-0	1996-97	1-0-0	0-1-0	1-1-0	TOTALS	20-10-3-0	17-14-2-0	37-24-5-0
1985-86	0-1-1	1-0-0	1-1-1	1997-98	1-0-0	0-1-0	1-1-0	*Carolina played as the Hartford Whalers until the 1997-98 season.			
1986-87	1-0-0	0-2-0	1-2-0	1998-99	1-0-0	DNP	1-0-0	**Neutral site game played in Peoria, IL on 2-8-93 is credited as a Blues road game. (W)			
1987-88	1-0-0	1-0-0	2-1-0	1999-00	0-1-0-0	1-0-0-0	1-1-0-0	**Neutral site game played in Cleveland, OH on 1-6-94 is credited as a Blues road game. (W)			
1988-89	0-0-1	0-1-1	0-1-2	2000-01	0-0-1-0	1-0-0-0	1-0-1-0				
1989-90	1-1-0	1-0-0	2-1-0	2001-02	1-0-0-0	DNP	1-0-0-0				
1990-91	1-0-0	2-0-0	3-0-0	2002-03	1-0-0-0	1-0-0-0	2-0-0-0				

All-Time Series Facts

Shutouts For:	4 (3 home, 1 road)	Overtime Record:	2-0-4	Shutout Record:	0-0
Shutouts Against:	5 (1 home, 4 road)	Overtime at Home:	2-0-3	Shutout at Home:	0-0
Last STL SO:	Jan. 5, 2008 (1-0 @ CAR)	Overtime on Road:	0-0-1	Shutout on Road:	0-0
Last CAR SO:	Oct. 30, 2008 (0-1 @ STL)	2008-09 OT Record:	0-0	2008-09 SO Record:	0-0



CHICAGO BLACKHAWKS VS. ST. LOUIS BLUES

Summary: Won-4 Lost-1 OT-1

at ST LOUIS BLUES				at CHICAGO BLACKHAWKS			
Date	Score		W Goal	Date	Score		W Goal
13 Feb '09	CHI 0 @ STL 1	Brad Boyes		01 Apr '09	STL 1 @ CHI 3	Samuel Pahlsson	
17 Jan '09 *	CHI 2 @ STL 1	Martin Havlat		21 Jan '09	STL 2 @ CHI 0	Jeff Woywitka	
18 Oct '08 **	CHI 3 @ STL 4	T.J. Oshie		14 Nov '08 *	STL 4 @ CHI 3	Andy McDonald	

BLUES										Individual Scoring										BLACKHAWKS									
Player	GP	G	A	P	+/-	PIM	PP	SH		Player	GP	G	A	P	+/-	PIM	PP	SH											
Andy McDonald	4	3	1	4	-4	2	1	1		Patrick Kane	6	2	2	4	1	6	1	0											
Brad Boyes	6	1	3	4	-2	2	1	0		Dave Bolland	5	2	2	4	4	2	0	1											
T.J. Oshie	5	0	3	3	0	4	0	0		Dustin Byfuglien	5	1	2	3	0	9	0	0											
Lee Stempniak	1	0	3	3	1	0	0	0		Andrew Ladd	6	0	3	3	3	0	0	0											
Keith Tkachuk	5	2	0	2	0	13	0	0		Brian Campbell	6	1	1	2	-2	0	0	0											
Jeff Woywitka	4	2	0	2	0	7	2	0		Martin Havlat	6	1	1	2	-3	4	0	0											
David Perron	6	1	1	2	-1	6	0	0		Jonathan Toews	6	1	1	2	2	4	0	0											
Barret Jackman	6	0	2	2	0	4	0	0		Patrick Sharp	6	0	2	2	-4	11	0	0											
Jay McClement	6	0	2	2	2	0	0	0		Kris Versteeg	6	0	2	2	2	0	0	0											
Carlo Colaiacovo	4	0	2	2	-1	2	0	0		Colin Fraser	6	1	0	1	0	4	0	1											
David Backes	6	1	0	1	-3	21	1	0		Troy Brouwer	4	1	0	1	-1	0	1	0											
Cam Paddock	1	1	0	1	1	0	0	0		Samuel Pahlsson	1	1	0	1	1	0	0	0											
Chris Porter	1	1	0	1	0	0	0	0		Brent Seabrook	6	0	1	1	4	11	0	0											
Patrik Berglund	5	0	1	1	-1	0	0	0		Cameron Barker	5	0	1	1	0	10	0	0											
Dan Hinote	4	0	1	1	0	7	0	0		Aaron Johnson	5	0	1	1	1	4	0	0											
Brad Winchester	4	0	1	1	0	7	0	0		Niklas Hjalmarsson	2	0	1	1	1	0	0	0											
Eric Brewer	2	0	1	1	-1	2	0	0		Adam Burish	6	0	0	0	-1	7	0	0											
Paul Kariya	1	0	1	1	1	0	0	0		Ben Eager	6	0	0	0	-1	15	0	0											
Cam Janssen	5	0	0	0	0	20	0	0		Duncan Keith	4	0	0	0	3	4	0	0											
Jay McKee	5	0	0	0	1	7	0	0		Matt Walker	4	0	0	0	1	9	0	0											
Mike Weaver	5	0	0	0	-1	2	0	0		Brent Sopel	2	0	0	0	-2	2	0	0											
Brandon Crombeen	4	0	0	0	0	9	0	0		James Wisniewski	2	0	0	0	0	4	0	0											
Roman Polak	4	0	0	0	2	0	0	0		Craig Adams	1	0	0	0	0	0	0	0											
Alexander Steen	4	0	0	0	0	6	0	0		Jordan Hendry	1	0	0	0	-1	4	0	0											
Tyson Strachan	3	0	0	0	0	2	0	0		Jack Skille	1	0	0	0	0	0	0	0											
Steve Wagner	3	0	0	0	-4	2	0	0		Power Play: 2-28 7.1% / Penalty Killing: 23-28 82.1%																			
Yan Stastny	2	0	0	0	0	0	0	0																					
David Koci	1	0	0	0	0	0	0	0																					
Trent Whitfield	1	0	0	0	0	0	0	0																					

Power Play: 5-28 17.9% / Penalty Killing: 26-28 92.9%

BLUES									Goaltending				BLACKHAWKS								
Goalie	GP	Min	WLOT	GA	SA	SV	GAA	SV%		Goalie	GP	Min	WLOT	GA	SA	SV	GAA	SV%			
Manny Legace	3	187	2-0-1	8	82	74	2.57	.902		Nikolai Khabibulin	3	187	1-0-2	8	76	68	2.57	.895			
Chris Mason	3	180	2-1-0	3	73	70	1.00	.959		Cristobal Huet	3	177	1-2-0	4	80	76	1.35	.950			
BLUES									Goals by Period				BLACKHAWKS								
	1st	2nd	3rd	OT	Total						1st	2nd	3rd	OT	Total						
Goals	4	1	6	1	12					Goals	5	2	3	1	11						
BLUES									Shots by Period				BLACKHAWKS								
	1st	2nd	3rd	OT	Total						1st	2nd	3rd	OT	Total						
Shots	52	50	47	7	156					Shots	40	43	66	6	155						

* - Overtime ** - Shootout

All-Time Series vs Chicago

Year	HOME W-L-T-OTL	ROAD W-L-T-OTL	OVERALL W-L-T-OTL	Year	HOME W-L-T-OTL	ROAD W-L-T-OTL	OVERALL W-L-T-OTL	Year	HOME W-L-T-OTL	ROAD W-L-T-OTL	OVERALL W-L-T-OTL
1967-68	0-1-1	0-1-1	0-2-2	1981-82	2-1-0	2-1-1	4-2-1	1995-96	0-2-0	2-0-1	2-2-1
1968-69	2-0-1	0-3-0	2-3-1	1982-83	2-2-0	0-4-0	2-6-0	1996-97	1-2-0	1-1-1	2-3-1
1969-70	2-1-0	0-3-0	2-4-0	1983-84	3-0-1	0-4-0	3-4-1	1997-98	2-1-0	1-2-0	3-3-0
1970-71	1-1-1	0-1-2	1-2-3	1984-85	2-1-1	2-2-0	4-3-1	1998-99	2-1-0	2-1-0	4-2-0
1971-72	0-3-0	0-3-0	0-6-0	1985-86	3-1-0	0-4-0	3-5-0	1999-00	1-1-0-1	1-1-1-0	2-2-1-1
1972-73	1-2-0	2-1-0	3-3-0	1986-87	2-0-2	1-1-2	3-1-4	2000-01	3-0-0-0	1-1-0-0	4-1-0-0
1973-74	0-1-1	0-2-1	0-3-2	1987-88	2-1-1	2-2-0	4-3-1	2001-02	1-1-0-0	0-1-1-1	1-2-1-1
1974-75	1-2-0	1-2-0	2-4-0	1988-89	4-0-0	2-1-1	6-1-1	2002-03	1-2-0-0	0-0-2-0	1-2-2-0
1975-76	1-1-1	1-2-0	2-3-1	1989-90	2-1-1	3-1-0	5-2-1	2003-04	2-1-0-0	1-1-0-1	3-2-0-1
1976-77	2-1-0	2-1-0	4-2-0	1990-91	2-2-0	0-3-1	2-5-1	2005-06	2-1-1	1-1-2	3-2-3
1977-78	1-1-1	0-2-1	1-3-2	1991-92	2-1-1	1-3-0	3-4-1	2006-07	2-2-0	1-3-0	3-5-0
1978-79	1-2-1	1-3-0	2-5-1	1992-93	1-1-1	2-2-0	3-3-1	2007-08	2-2-0	1-2-1	3-4-1
1979-80	1-0-1	1-1-0	2-1-1	1993-94	3-0-0	1-2-0	4-2-0	2008-09	2-0-1	2-1-0	4-1-1
1980-81	1-1-0	1-0-1	2-1-1	1994-95	0-1-1	1-0-1	1-1-2	TOTALS	65-45-19-1	40-70-21-2	105-115-40-3

All-Time Series Facts

Shutouts For:	12 (8 home, 4 road)	Overtime Record:	5-9-20	Shutout Record:	2-0
Shutouts Against:	14 (5 home, 9 road)	Overtime at Home:	1-3-9	Shutout at Home:	2-0
Last STL SO:	Feb. 13, 2009 (1-0 @ STL)	Overtime on Road:	4-6-11	Shutout on Road:	0-0
Last CHI SO:	Dec. 23, 2003 (0-3 @ CHI)	2008-09 OT Record:	1-1	2008-09 SO Record:	1-0

Blues vs. the NHL

COLORADO AVALANCHE VS. ST. LOUIS BLUES

Summary: Won-3 Lost-1 OT-0

at ST LOUIS BLUES									at COLORADO AVALANCHE								
Date	Score	W Goal							Date	Score	W Goal						
07 Feb '09	COL 1 @ STL 4	Keith Tkachuk							12 Apr '09	STL 1 @ COL 0	Brad Boyes						
15 Jan '09	COL 2 @ STL 5	Brad Boyes							26 Nov '08	STL 1 @ COL 3	Ryan Smyth						
Individual Scoring																	
BLUES									AVALANCHE								
Player	GP	G	A	P	+/-	PIM	PP	SH	Player	GP	G	A	P	+/-	PIM	PP	SH
Brad Boyes	4	3	1	4	5	2	1	0	Ryan Smyth	3	1	2	3	0	2	1	0
T.J. Oshie	3	2	2	4	3	2	1	0	Ian Laperriere	3	1	1	2	2	5	0	0
David Perron	4	1	3	4	3	4	0	0	Daniel Tjarnqvist	3	1	1	2	2	0	0	0
David Backes	4	1	2	3	3	6	0	1	Wojtek Wolski	4	0	2	2	0	0	0	0
Keith Tkachuk	3	2	0	2	2	2	0	0	Tyler Arnason	3	0	2	2	-2	0	0	0
Patrik Berglund	3	1	0	1	1	0	0	0	Milan Hejduk	4	1	0	1	1	2	0	0
Cam Janssen	3	1	0	1	1	2	0	0	Cody McLeod	4	1	0	1	-2	11	0	0
Carlo Colaiacovo	4	0	1	1	2	0	0	0	Chris Stewart	3	1	0	1	-2	5	0	0
Jay McKee	4	0	1	1	3	2	0	0	Brian Willisie	4	0	1	1	-2	2	0	0
Alexander Steen	4	0	1	1	-2	0	0	0	Jordan Leopold	3	0	1	1	-3	2	0	0
Brad Winchester	4	0	1	1	1	11	0	0	Ruslan Salei	3	0	1	1	-3	4	0	0
Dan Hinote	3	0	1	1	1	0	0	0	David Jones	1	0	1	1	2	0	0	0
Jeff Woywitka	3	0	1	1	2	0	0	0	Scott Hannan	4	0	0	0	-4	2	0	0
Eric Brewer	1	0	1	1	0	0	0	0	T.J. Hensick	4	0	0	0	-1	4	0	0
Andy McDonald	1	0	1	1	1	0	0	0	Brett Clark	3	0	0	0	-1	0	0	0
Steve Wagner	1	0	1	1	1	0	0	0	John-Michael Liles	3	0	0	0	1	0	0	0
Trent Whitfield	1	0	1	1	1	0	0	0	Marek Svatos	3	0	0	0	-2	0	0	0
Brandon Crombeen	4	0	0	0	-4	7	0	0	Darcy Tucker	3	0	0	0	-2	2	0	0
Barret Jackman	4	0	0	0	-1	0	0	0	Ben Guite	2	0	0	0	-1	0	0	0
Jay McClement	4	0	0	0	-3	0	0	0	Cody McCormick	2	0	0	0	0	0	0	0
Roman Polak	3	0	0	0	-2	2	0	0	Kyle Cumiskey	1	0	0	0	0	0	0	0
Tyson Strachan	2	0	0	0	1	7	0	0	Philippe Dupuis	1	0	0	0	-1	0	0	0
Mike Weaver	2	0	0	0	2	0	0	0	T.J. Galiardi	1	0	0	0	0	2	0	0
Cam Paddock	1	0	0	0	0	0	0	0	Per Ledin	1	0	0	0	-1	0	0	0
Steve Regier	1	0	0	0	1	2	0	0	Raymond Macias	1	0	0	0	0	0	0	0
Yan Stastny	1	0	0	0	-1	0	0	0	Aaron MacKenzie	1	0	0	0	0	0	0	0
Power Play: 2-12 16.7% / Penalty Killing: 14-15 93.3%									Derek Peltier	1	0	0	0	0	0	0	0
									Joe Sakic	1	0	0	0	0	0	0	0
									Paul Stastny	1	0	0	0	-1	0	0	0
									Michael Vernace	1	0	0	0	-1	0	0	0
									Power Play: 1-15 6.7% / Penalty Killing: 10-12 83.3%								

Power Play: 2-12 16.7% / Penalty Killing: 14-15 93.3%

Power Play: 1-15 6.7% / Penalty Killing: 10-12 83.3%

BLUES									Goaltending				AVALANCHE								
Goalie	GP	Min	WLOT	GA	SA	SV	GAA	SV%	Goalie	GP	Min	WLOT	GA	SA	SV	GAA	SV%				
Chris Mason	2	120	2-0-0	1	52	51	0.50	.981	Peter Budaj	3	179	1-2-0	9	70	61	3.02	.871				
Manny Legace	2	118	1-1-0	5	54	49	2.55	.907	Andrew Raycroft	1	59	0-1-0	1	17	16	1.02	.941				
BLUES									Goals by Period				AVALANCHE								
	1st	2nd	3rd	OT	Total						1st	2nd	3rd	OT	Total						
Goals	2	5	4	0	11				Goals		2	1	3	0	6						
BLUES									Shots by Period				AVALANCHE								
	1st	2nd	3rd	OT	Total						1st	2nd	3rd	OT	Total						
Shots	29	34	25	0	88				Shots		31	36	39	0	106						

* - Overtime ** - Shootout

All-Time Series vs Colorado

Year	HOME	ROAD	OVERALL	Year	HOME	ROAD	OVERALL	Year	HOME	ROAD	OVERALL
	W-L-T-OTL	W-L-T-OTL	W-L-T-OTL		W-L-T-OTL	W-L-T-OTL	W-L-T-OTL		W-L-T-OTL	W-L-T-OTL	W-L-T-OTL
1979-80	2-0-0	0-2-0	2-2-0	1989-90	1-0-0	2-0-0	3-0-0	1999-00	2-0-0-0	0-2-0-0	2-2-0-0
1980-81	2-0-0	0-1-1	2-1-1	1990-91	2-0-0	0-0-1	2-0-1	2000-01	0-2-0-0	1-0-1-0	1-2-1-0
1981-82	0-1-0	1-1-0	1-2-0	1991-92	1-0-0	1-0-0	2-0-0	2001-02	0-2-0-0	1-1-0-1	1-3-0-0
1982-83	1-0-1	0-1-0	1-1-1	1992-93	0-0-1	1-0-0	1-0-1	2002-03	1-1-0-0	0-1-1-0	1-2-1-0
1983-84	0-1-0	0-1-1	0-2-1	1993-94	0-1-0	0-1-0	0-2-0	2003-04	0-1-1-0	1-0-1-0	1-1-2-0
1984-85	1-1-0	0-1-0	1-2-0	1994-95	DNP	DNP	DNP	2005-06	0-0-2	0-2-0	0-2-2
1985-86	1-0-0	1-1-0	2-1-0	1995-96	1-1-0	1-1-0	2-2-0	2006-07	2-0-0	1-1-0	3-1-0
1986-87	2-0-0	1-0-0	3-0-0	1996-97	1-1-0	1-1-0	2-2-0	2007-08	1-1-0	1-1-0	2-2-0
1987-88	1-0-0	1-1-0	2-1-0	1997-98	1-0-1	0-2-0	1-2-1	2008-09	2-0-0	1-1-0	3-1-0
1988-89	2-0-0	1-0-0	3-0-0	1998-99	0-2-0	0-2-1	0-4-1	TOTALS	27-15-6-0	17-25-7-0	44-40-13-0

*Colorado played as the Quebec Nordiques until the 1995-96 season.

All-Time Series Facts

Shutouts For:	5 (2 home, 3 road)	Overtime Record:	3-1-9	Shutout Record:	0-1
Shutouts Against:	7 (0 home, 7 road)	Overtime at Home:	2-1-3	Shutout at Home:	0-1
Last STL SO:	April 12, 2009 (1-0 @ COL)	Overtime on Road:	1-0-6	Shutout on Road:	0-0
Last COL SO:	Feb. 12, 2004 (0-4 @ COL)	2008-09 OT Record:	0-0	2008-09 SO Record:	0-0



COLUMBUS BLUE JACKETS VS. ST. LOUIS BLUES

Summary: Won-5 Lost-1 OT-0

at ST LOUIS BLUES

Date	Score	W Goal
10 Apr '09	CBJ 1 @ STL 3	Keith Tkachuk
28 Mar '09 **	CBJ 3 @ STL 4	David Perron
03 Jan '09	CBJ 2 @ STL 5	Keith Tkachuk

at COLUMBUS BLUE JACKETS

Date	Score	W Goal
29 Mar '09	STL 5 @ CBJ 2	David Perron
18 Feb '09	STL 3 @ CBJ 4	Andrew Murray
03 Feb '09	STL 4 @ CBJ 2	Brad Boyes

BLUES									Individual Scoring									BLUE JACKETS								
Player	GP	G	A	P	+/-	PIM	PP	SH	Player	GP	G	A	P	+/-	PIM	PP	SH									
Brad Boyes	6	3	4	7	-1	4	1	0	Rick Nash	6	3	4	7	-2	4	0	0									
Alexander Steen	6	3	3	6	-1	0	1	1	Fedor Tyutin	6	3	3	6	1	19	2	0									
Keith Tkachuk	6	4	1	5	4	0	2	0	Fredrik Modin	2	1	2	3	3	0	0	0									
David Perron	6	1	4	5	4	0	0	0	Jason Williams	5	0	3	3	-4	2	0	0									
T.J. Oshie	5	3	1	4	1	6	2	0	Manny Malhotra	6	1	1	2	0	4	0	0									
Patrik Berglund	6	2	2	4	4	2	0	0	R.J. Umberger	6	1	1	2	-3	4	1	0									
Andy McDonald	4	1	3	4	-1	0	1	0	Kristian Huselius	5	1	1	2	-2	10	0	0									
Jay McClement	6	2	1	3	1	4	0	0	Jan Hejda	6	0	2	2	0	6	0	0									
Brad Winchester	6	2	1	3	2	6	1	0	Kris Russell	6	0	2	2	-5	10	0	0									
David Backes	6	1	2	3	-3	22	0	0	Marc Methot	5	0	2	2	-1	0	0	0									
Brandon Crombeen	6	1	2	3	0	14	0	1	Mike Commodore	6	1	0	1	-2	6	0	0									
Carlo Colaiacovo	6	0	3	3	0	2	0	0	Andrew Murray	5	1	0	1	-1	2	0	0									
Jeff Woywitka	6	0	2	2	3	2	0	0	Jiri Novotny	3	1	0	1	1	0	0	0									
Jay McKee	5	0	2	2	8	10	0	0	Antoine Vermette	3	1	0	1	-3	2	0	1									
Roman Polak	4	0	2	2	-2	0	0	0	Michael Peca	6	0	1	1	-2	6	0	0									
Barret Jackman	6	0	1	1	-3	8	0	0	Jakub Voracek	6	0	1	1	-1	0	0	0									
Tyson Strachan	3	0	1	1	3	0	0	0	Christian Backman	3	0	1	1	2	2	0	0									
Yan Stastny	1	0	1	1	0	0	0	0	Jared Boll	5	0	0	0	-1	9	0	0									
Mike Weaver	5	0	0	0	0	0	0	0	Derek Dorsett	5	0	0	0	2	11	0	0									
Dan Hinote	4	0	0	0	1	0	0	0	Raffi Torres	4	0	0	0	-2	4	0	0									
Cam Janssen	3	0	0	0	-1	0	0	0	Jason Chimera	3	0	0	0	0	0	0	0									
Steve Wagner	1	0	0	0	-1	0	0	0	Rostislav Klesla	3	0	0	0	-1	4	0	0									
Andy Wozniowski	1	0	0	0	0	0	0	0	Craig MacDonald	1	0	0	0	0	0	0	0									
Power Play: 8-35 22.9% / Penalty Killing: 17-20 85.0%									Maxim Mayorov	1	0	0	0	0	0	0	0									
									Aaron Rome	1	0	0	0	-1	0	0	0									

Power Play: 8-35 22.9% / Penalty Killing: 17-20 85.0%

Power Play: 3-20 15.0% / Penalty Killing: 27-35 77.1%

BLUES										Goaltending										BLUE JACKETS									
Goalie	GP	Min	W	LOT	GA	SA	SV	GAA	SV%	Goalie	GP	Min	W	LOT	GA	SA	SV	GAA	SV%										
Chris Mason	5	285	4	1-1-0	12	125	113	2.53	.904	Steve Mason	6	364	1	4-1-1	22	152	130	3.62	.855										
Manny Legace	1	60	1	0-0-0	2	22	20	2.01	.909																				
Chris Holt	1	19	0	0-0-0	0	3	3	0.00	1.000																				

BLUES						Goals by Period					BLUE JACKETS					
	1st	2nd	3rd	OT	Total		1st	2nd	3rd	OT	Total					
Goals	9	6	8	0	23	Goals	7	4	3	0	14					
BLUES						Shots by Period					BLUE JACKETS					
	1st	2nd	3rd	OT	Total		1st	2nd	3rd	OT	Total					
Shots	59	55	37	2	153	Shots	51	43	52	4	150					

* - Overtime ** - Shootout

All-Time Series vs Columbus

Year	HOME	ROAD	OVERALL	Year	HOME	ROAD	OVERALL	Year	HOME	ROAD	OVERALL
W-L-T-OTL	W-L-T-OTL	W-L-T-OTL	W-L-T-OTL	W-L-T-OTL	W-L-T-OTL	W-L-T-OTL	W-L-T-OTL	W-L-T-OTL	W-L-T-OTL	W-L-T-OTL	W-L-T-OTL
2000-01	2-0-1-0	0-1-1-0	2-1-2-0	2003-04	3-0-0-0	2-1-0-0	5-1-0-0	2007-08	4-0-0	1-3-0	5-3-0
2001-02	2-0-0-0	1-0-1-1	3-0-1-1	2005-06	2-2-0	1-2-1	3-4-1	2008-09	3-0-0	2-1-0	5-1-0
2002-03	2-1-0-0	1-1-0-0	3-2-0-0	2006-07	1-3-0	3-1-0	4-4-0	TOTALS	19-6-1-0	11-10-3-1	30-16-4-1

All-Time Series Facts

Shutouts For:	3 (2 home, 1 road)	Overtime Record:	3-1-3	Shutout Record:	4-1
Shutouts Against:	2 (0 home, 2 road)	Overtime at Home:	2-0-1	Shutout at Home:	2-0
Last STL SO:	April 5, 2008 (3-0 @ STL)	Overtime on Road:	1-1-2	Shutout on Road:	2-1
Last CBJ SO:	Nov. 4, 2007 (0-3 @ CBJ)	2008-09 OT Record:	0-0	2008-09 SO Record:	1-0

Blues vs. the NHL

DALLAS STARS VS. ST. LOUIS BLUES

Summary: Won-3 Lost-0 OT-1

at ST LOUIS BLUES				at DALLAS STARS			
Date	Score		W Goal	Date	Score		W Goal
10 Mar '09	DAL 2 @ STL 5		Brad Winchester	04 Apr '09 *	STL 4 @ DAL 5		Trevor Daley
16 Oct '08	DAL 1 @ STL 6		Jay McKee	26 Feb '09	STL 3 @ DAL 1		T.J. Oshie

BLUES											STARS										
Player	GP	G	A	P	+	-	PIM	PP	SH		Player	GP	G	A	P	+	-	PIM	PP	SH	
Brad Boyes	4	3	4	7	0	0	1	0			Mike Ribeiro	4	2	1	3	-2	6	0	0		
David Backes	4	2	2	4	5	2	0	0			Trevor Daley	4	1	2	3	-3	2	0	0		
David Perron	4	2	2	4	4	4	0	0			Loui Eriksson	4	2	0	2	-1	0	0	0		
Keith Tkachuk	4	2	2	4	3	4	1	0			James Neal	4	1	1	2	-2	8	1	0		
T.J. Oshie	4	2	1	3	5	0	1	0			Steve Ott	3	1	1	2	1	0	0	0		
Mike Weaver	4	0	3	3	1	0	0	0			Mike Modano	4	0	2	2	-2	6	0	0		
Patrik Berglund	4	1	1	2	4	0	0	0			Matt Niskanen	4	0	2	2	-2	2	0	0		
Jay McKee	4	1	1	2	4	11	0	0			Tom Wandell	1	0	2	2	2	0	0	0		
Barret Jackman	4	0	2	2	0	4	0	0			Krystofer Barch	3	1	0	1	0	10	0	0		
Carlo Colaiacovo	3	0	2	2	-1	0	0	0			Jere Lehtinen	2	1	0	1	1	2	0	0		
Paul Kariya	1	0	2	2	0	0	0	0			Fabian Brunnstrom	3	0	1	1	-1	0	0	0		
Jay McClement	4	1	0	1	0	0	0	0			Darryl Sydor	3	0	1	1	2	0	0	0		
Brad Winchester	3	1	0	1	1	11	1	0			Mark Fistric	4	0	0	0	-1	4	0	0		
Eric Brewer	1	1	0	1	1	0	1	0			Nicklas Grossman	4	0	0	0	-2	2	0	0		
Yan Stastny	1	1	0	1	1	0	0	0			Chris Conner	3	0	0	0	-6	0	0	0		
Steve Wagner	1	1	0	1	1	0	0	0			Stephane Robidas	3	0	0	0	-4	2	0	0		
Andy McDonald	4	0	1	1	-1	4	0	0			Steve Begin	2	0	0	0	-1	0	0	0		
Roman Polak	4	0	1	1	1	2	0	0			Joel Lundqvist	2	0	0	0	1	0	0	0		
Alexander Steen	3	0	1	1	-3	0	0	0			Brendan Morrison	2	0	0	0	2	2	0	0		
Dwayne King	1	0	1	1	0	0	0	0			Mark Parrish	2	0	0	0	-1	2	0	0		
Brandon Crombeen	3	0	0	0	-2	4	0	0			Brian Sutherby	2	0	0	0	-2	17	0	0		
Cam Janssen	3	0	0	0	0	7	0	0			Sean Avery	1	0	0	0	-2	0	0	0		
Jeff Woywitka	3	0	0	0	3	2	0	0			Philippe Boucher	1	0	0	0	0	0	0	0		
Dan Hinote	1	0	0	0	-1	0	0	0			Brandon Crombeen	1	0	0	0	0	0	0	0		

Power Play: 5-17 29.4% / Penalty Killing: 16-17 94.1%

BLUES											STARS										
Goalie	GP	Min	WLOT	GA	SA	SV	GAA	SV%			Goalie	GP	Min	WLOT	GA	SA	SV	GAA	SV%		
Chris Mason	3	180	2-0-1	8	88	80	2.66	.909			Matt Climie	1	60	1-0-0	4	26	22	3.98	.846		
Manny Legace	1	60	1-0-0	1	30	29	1.00	.967			Tobias Stephan	2	68	0-0-0	3	24	21	2.65	.875		
											Marty Turco	3	110	0-3-0	11	48	37	5.99	.771		

Power Play: 1-17 5.9% / Penalty Killing: 12-17 70.6%

BLUES						STARS					
1st	2nd	3rd	OT	Total		1st	2nd	3rd	OT	Total	
Goals	6	8	4	0	18	Goals	3	3	2	1	9

BLUES						STARS					
1st	2nd	3rd	OT	Total		1st	2nd	3rd	OT	Total	
Shots	33	38	27	0	98	Shots	40	32	45	1	118

* - Overtime ** - Shootout

All-Time Series vs Dallas

Year	HOME W-L-T-OTL	ROAD W-L-T-OTL	OVERALL W-L-T-OTL	Year	HOME W-L-T-OTL	ROAD W-L-T-OTL	OVERALL W-L-T-OTL	Year	HOME W-L-T-OTL	ROAD W-L-T-OTL	OVERALL W-L-T-OTL
1967-68	3-1-1	2-2-1	5-3-2	1981-82	3-1-0	0-2-1	3-3-1	1995-96	1-1-1	2-1-0	3-2-1
1968-69	1-2-1	3-0-1	4-2-2	1982-83	0-2-2	0-1-3	0-3-5	1996-97	2-1-0	0-1-1	2-2-1
1969-70	3-0-1	1-2-1	4-2-2	1983-84	1-3-0	1-2-1	2-5-1	1997-98	2-1-0	2-1-0	4-2-0
1970-71	1-1-1	0-2-1	1-3-2	1984-85	4-0-0	2-1-1	6-1-1	1998-99	1-0-1	0-2-0	1-2-1
1971-72	1-2-0	1-2-0	2-4-0	1985-86	2-1-1	1-3-0	3-4-1	1999-00	1-1-0-0	1-1-0-0	2-2-0-0
1972-73	1-1-1	1-1-1	2-2-2	1986-87	3-1-0	2-1-1	5-2-1	2000-01	1-0-0-0	0-0-2-0	1-0-2-0
1973-74	1-2-0	0-1-1	1-3-1	1987-88	1-2-1	4-0-0	5-2-1	2001-02	1-0-1-0	1-1-0-0	2-1-1-0
1974-75	3-0-0	2-1-0	5-1-0	1988-89	1-0-3	2-2-0	3-2-3	2002-03	1-1-0-0	0-1-1-0	1-2-1-0
1975-76	2-1-0	2-1-0	4-2-0	1989-90	3-1-0	1-3-0	4-4-0	2003-04	1-1-0-0	0-2-0-0	1-3-0-0
1976-77	1-0-2	1-2-0	2-2-2	1990-91	2-2-0	3-1-0	5-1-2	2005-06	1-1-0	0-1-1	1-2-1
1977-78	2-0-1	2-1-0	4-1-1	1991-92	4-0-0	0-2-2	4-2-2	2006-07	2-0-0	1-1-0	3-1-0
1978-79	1-1-0	0-1-1	1-2-1	1992-93	4-1-0	1-2-1	5-3-1	2007-08	1-1-0	0-1-1	1-2-1
1979-80	1-1-0	0-2-0	1-3-0	1993-94	2-0-1	0-3-0	2-3-1	2008-09	2-0-0	1-0-1	3-0-1
1980-81	1-1-0	0-1-1	1-2-1	1994-95	1-1-0	2-1-0	3-2-0	TOTALS	70-34-21-0	42-56-25-0	112-90-46-0

*Dallas played as the Minnesota North Stars until the 1993-94 season.

All-Time Series Facts

Shutouts For:	8 (4 home, 4 road)	Overtime Record:	5-5-21	Shutout Record:	0-2
Shutouts Against:	10 (2 home, 8 road)	Overtime at Home:	2-1-11	Shutout at Home:	0-0
Last STL SO:	Feb. 3, 2007 (2-0 @ STL)	Overtime on Road:	3-4-10	Shutout on Road:	0-2
Last DAL SO:	Dec. 29, 2005 (0-3 @ DAL)	2008-09 OT Record:	0-1	2008-09 SO Record:	0-0



DETROIT RED WINGS VS. ST. LOUIS BLUES

Summary: Won-1 Lost-4 OT-1

at ST LOUIS BLUES				at DETROIT RED WINGS			
Date	Score		W Goal	Date	Score		W Goal
14 Mar '09	DET 5 @ STL 2		Brett Lebda	02 Apr '09	STL 5 @ DET 4		David Backes
03 Mar '09	DET 5 @ STL 0		Tomas Kopecky	02 Feb '09 **	STL 3 @ DET 4		Marian Hossa
22 Oct '08	DET 4 @ STL 3		Johan Franzen	23 Dec '08	STL 1 @ DET 4		Nicklas Lidstrom

BLUES									Individual Scoring									RED WINGS								
Player	GP	G	A	P	+/-	PIM	PP	SH	Player	GP	G	A	P	+/-	PIM	PP	SH									
David Backes	6	4	2	6	-3	14	0	0	Pavel Datsyuk	6	5	7	12	7	2	1	1									
Brad Boyes	6	1	5	6	-5	2	0	0	Nicklas Lidstrom	6	3	4	7	4	2	3	0									
T.J. Oshie	5	3	2	5	-1	4	2	0	Johan Franzen	6	2	4	6	5	6	0	0									
Andy McDonald	4	1	4	5	-4	0	1	0	Tomas Kopecky	6	2	3	5	1	4	0	1									
Carlo Colaiacovo	5	0	3	3	-2	2	0	0	Niklas Kronwall	6	2	3	5	9	6	1	0									
Patrik Berglund	6	2	0	2	-1	2	1	0	Henrik Zetterberg	5	3	1	4	2	0	1	0									
Barret Jackman	6	1	1	2	-5	12	1	0	Marian Hossa	6	2	2	4	5	2	0	0									
Jeff Woywitka	5	1	1	2	-2	2	0	0	Tomas Holmstrom	4	2	1	3	2	0	1	0									
Keith Tkachuk	6	1	0	1	-4	2	1	0	Brad Stuart	5	0	3	3	5	6	0	0									
Jay McClement	6	0	1	1	-3	0	0	0	Kris Draper	6	1	1	2	1	2	0	0									
David Perron	6	0	1	1	-1	4	0	0	Valtteri Filppula	6	1	1	2	-1	2	0	0									
Dan Hinote	5	0	1	1	0	2	0	0	Daniel Cleary	6	0	2	2	0	0	0	0									
Alexander Steen	5	0	1	1	0	2	0	0	Jiri Hudler	6	0	2	2	2	0	0	0									
Brad Winchester	5	0	1	1	-4	4	0	0	Brian Rafalski	5	0	2	2	1	4	0	0									
Paul Kariya	1	0	1	1	0	0	0	0	Brett Lebda	6	1	0	1	-1	10	0	0									
Brandon Crombeen	5	0	0	0	-2	0	0	0	Kirk Maltby	6	1	0	1	2	6	0	0									
Jay McKee	5	0	0	0	-1	0	0	0	Mikael Samuelsson	6	0	1	1	1	0	0	0									
Roman Polak	5	0	0	0	-5	4	0	0	Jonathan Ericsson	3	0	1	1	-1	2	0	0									
Mike Weaver	5	0	0	0	-3	2	0	0	Ville Leino	1	0	1	1	2	2	0	0									
Tyson Strachan	3	0	0	0	1	4	0	0	Andreas Lilja	2	0	0	0	2	15	0	0									
Steve Wagner	2	0	0	0	-2	2	0	0	Derek Meech	2	0	0	0	0	0	0	0									
Eric Brewer	1	0	0	0	-1	0	0	0	Justin Abdelkader	1	0	0	0	0	0	0	0									
Cam Janssen	1	0	0	0	-1	7	0	0	Chris Chelios	1	0	0	0	0	0	0	0									
Cam Paddock	1	0	0	0	0	0	0	0	Aaron Downey	1	0	0	0	0	5	0	0									
Chris Porter	1	0	0	0	0	0	0	0	Power Play: 7-29 24.1% / Penalty Killing: 23-29 79.3%																	
Yan Stastny	1	0	0	0	-1	0	0	0																		
Lee Stempniak	1	0	0	0	-1	0	0	0																		

Power Play: 6-29 20.7% / Penalty Killing: 22-29 75.9%

Power Play: 7-29 24.1% / Penalty Killing: 23-29 79.3%

BLUES										Goaltending										RED WINGS									
Goalie	GP	Min	WLOT	GA	SA	SV	GAA	SV%		Goalie	GP	Min	WLOT	GA	SA	SV	GAA	SV%		Goalie	GP	Min	WLOT	GA	SA	SV	GAA	SV%	
Chris Mason	4	194	1-2-1	13	110	97	4.01	.882		Chris Osgood	3	184	3-0-0	5	87	82	1.63	.943		Ty Conklin	3	178	2-1-0	9	91	82	3.03	.901	
Ben Bishop	1	19	0-0-0	0	3	3	0.00	1.000																					
Manny Legace	3	148	0-2-0	11	83	72	4.45	.867																					

BLUES						Goals by Period						RED WINGS					
	1st	2nd	3rd	OT	Total								1st	2nd	3rd	OT	Total
Goals	1	6	7	0	14	Goals	4	13	8	0	25	Goals	4	13	8	0	25

BLUES						Shots by Period						RED WINGS					
	1st	2nd	3rd	OT	Total								1st	2nd	3rd	OT	Total
Shots	58	48	67	5	178	Shots	62	80	53	2	197	Shots	62	80	53	2	197

* - Overtime ** - Shootout

All-Time Series vs Detroit											
Year	HOME W-L-T-OTL	ROAD W-L-T-OTL	OVERALL W-L-T-OTL	Year	HOME W-L-T-OTL	ROAD W-L-T-OTL	OVERALL W-L-T-OTL	Year	HOME W-L-T-OTL	ROAD W-L-T-OTL	OVERALL W-L-T-OTL
1967-68	1-1-0	0-1-1	1-2-1	1981-82	3-0-0	2-2-0	5-2-0	1995-96	1-1-1	0-2-0	1-3-1
1968-69	2-0-1	2-0-1	4-0-2	1982-83	3-0-1	2-1-1	5-1-2	1996-97	0-1-1	1-0-2	1-1-3
1969-70	1-2-0	1-2-0	2-4-0	1983-84	2-2-0	1-3-0	3-5-0	1997-98	3-0-0	0-2-1	3-2-1
1970-71	3-0-0	2-0-1	5-0-1	1984-85	4-0-0	2-1-1	6-1-1	1998-99	2-0-1	0-2-1	2-2-2
1971-72	2-0-1	1-2-0	3-2-1	1985-86	3-0-1	2-2-0	5-2-1	1999-00	1-1-1-0	1-2-0-0	2-3-1-0
1972-73	3-0-0	0-2-0	3-2-0	1986-87	2-2-0	2-1-1	4-3-1	2000-01	0-0-2-0	0-3-0-0	0-3-2-0
1973-74	0-1-1	1-2-0	1-3-1	1987-88	1-1-2	0-3-1	1-4-3	2001-02	1-2-0-0	1-1-0-0	2-3-0-0
1974-75	1-0-1	2-0-0	3-0-1	1988-89	2-1-1	1-2-1	3-3-2	2002-03	0-2-0-0	0-2-0-1	0-4-0-1
1975-76	1-1-0	0-1-1	1-2-1	1989-90	2-2-0	2-1-1	4-3-1	2003-04	0-2-1-0	1-2-0-0	1-4-1-0
1976-77	2-0-0	1-0-1	3-0-1	1990-91	3-1-0	3-1-0	6-2-0	2005-06	0-4-0	1-3-0	1-7-0
1977-78	0-2-0	1-1-0	1-3-0	1991-92	1-3-0	0-4-0	1-7-0	2006-07	2-2-0	2-1-1	4-3-1
1978-79	1-1-0	2-0-0	3-1-0	1992-93	2-1-1	1-2-0	3-3-1	2007-08	2-2-0	2-2-0	4-4-0
1979-80	0-1-1	2-0-0	2-1-1	1993-94	0-1-2	1-1-1	1-2-3	2008-09	0-3-0	1-1-1	1-4-1
1980-81	2-0-0	2-0-0	4-0-0	1994-95	1-2-0	1-0-1	2-2-1	TOTALS	60-45-20-0	47-58-19-1	107-103-39-1

EDMONTON OILERS VS. ST. LOUIS BLUES

at ST LOUIS BLUES				at EDMONTON OILERS			
Date	Score		W Goal	Date	Score		W Goal
05 Feb '09 **	EDM 2 @ STL 1	Robert Nilsson		17 Mar '09 **	STL 1 @ EDM 2	Ales Kotalik	
29 Nov '08	EDM 4 @ STL 2	Dustin Penner		11 Jan '09	STL 1 @ EDM 2	Sam Gagner	

[illegible]

BLUES						Shots by Period		OILERS					
	1st	2nd	3rd	OT	Total		1st	2nd	3rd	OT	Total		
Shots	40	40	32	5	117	Shots	39	33	33	2	107		

All-Time Series vs Edmonton												
Year	HOME W-L-T-OTL	ROAD W-L-T-OTL	OVERALL W-L-T-OTL	Year	HOME W-L-T-OTL	ROAD W-L-T-OTL	OVERALL W-L-T-OTL	Year	HOME W-L-T-OTL	ROAD W-L-T-OTL	OVERALL W-L-T-OTL	
1979-80	2-0-0	1-0-1	3-0-1	1989-90	0-1-1	0-1-0	0-2-1	1999-00	1-0-1-0	2-0-0-0	3-0-1-0	
1980-81	1-0-1	1-0-1	2-1-1	1990-91	1-0-0	2-1-0	3-1-0	2000-01	2-0-0-0	0-2-0-0	2-2-0-0	
1981-82	0-2-0	0-1-0	0-3-0	1991-92	1-0-0	0-1-1	1-1-1	2001-02	2-0-0-0	0-1-1-0	2-1-1-0	
1982-83	0-1-0	0-1-1	0-2-1	1992-93	1-0-1	1-0-0	2-0-1	2002-03	1-0-1-0	1-1-0-0	2-1-1-0	
1983-84	1-1-0	1-0-0	2-1-0	1993-94	2-0-0	2-0-0	4-0-0	2003-04	1-0-1-0	1-1-0-0	2-1-1-0	
1984-85	0-1-0	0-2-0	0-3-0	1994-95	2-0-0	0-2-0	2-2-0	2005-06	1-1-0	2-0-0	3-1-0	
1985-86	1-0-1	0-1-0	1-1-1	1995-96	1-1-0	2-0-0	3-1-0	2006-07	2-0-0	1-1-0	3-1-0	
1986-87	0-1-0	0-2-0	0-3-0	1996-97	0-2-0	2-0-0	2-2-0	2007-08	0-0-2	1-0-1	1-0-3	
1987-88	0-2-0	0-1-0	0-3-0	1997-98	0-2-0	0-2-0	0-4-0	2008-09	0-1-1-0	0-1-1-0	0-2-2	
1988-89	0-1-0	0-2-0	0-3-0	1998-99	1-1-0	1-1-0	2-2-0	TOTALS	24-18-10-0	21-25-6-0	45-43-16-0	

Shutouts For:	2 (2 home, 0 road)	Overtime Record:	5-4-8	Shootout Record:	1-3
Shutouts Against:	5 (1 home, 4 road)	Overtime at Home:	3-2-6	Shootout at Home:	0-2
Last STL SO:	March 30, 2004 (1-0 @ STL)	Overtime on Road:	2-2-2	Shootout on Road:	1-1
Last EDM SO:	Nov. 15, 2002 (0-5 @ EDM)	2008-09 OT Record:	0-0	2008-09 SO Record:	0-2



FLORIDA PANTHERS VS. ST. LOUIS BLUES

Summary: Won-1 Lost-1 OT-0

at ST LOUIS BLUES				at FLORIDA PANTHERS			
Date	Score	W Goal		Date	Score	W Goal	
25 Oct '08	FLA 0 @ STL 4	Brad Boyes		07 Mar '09	STL 3 @ FLA 5	Radek Dvorak	

BLUES									Individual Scoring									PANTHERS								
Player	GP	G	A	P	+/-	PIM	PP	SH	Player	GP	G	A	P	+/-	PIM	PP	SH									
Brad Boyes	2	3	0	3	-1	0	2	0	David Booth	2	3	1	4	1	0	2	0									
David Backes	2	2	1	3	2	6	0	0	Radek Dvorak	2	1	0	1	-1	0	0	0									
Andy McDonald	2	0	3	3	1	2	0	0	Nathan Horton	2	1	0	1	0	0	0	0									
Keith Tkachuk	2	1	1	2	-2	2	1	0	Keith Ballard	2	0	1	1	0	18	0	0									
Paul Kariya	1	1	1	2	1	0	0	0	Jay Bouwmeester	2	0	1	1	0	2	0	0									
Patrik Berglund	2	0	1	1	0	0	0	0	Michael Frolik	2	0	1	1	0	0	0	0									
Roman Polak	2	0	1	1	-1	2	0	0	Ville Peltonen	2	0	1	1	0	2	0	0									
Carlo Colaiacovo	1	0	1	1	0	0	0	0	Karlis Skrastins	2	0	1	1	0	0	0	0									
Brad Winchester	1	0	1	1	1	0	0	0	Richard Zednik	2	0	1	1	0	0	0	0									
Dan Hinote	2	0	0	0	0	2	0	0	Gregory Campbell	1	0	1	1	0	2	0	0									
Barret Jackman	2	0	0	0	0	0	0	0	Bryan McCabe	1	0	1	1	0	0	0	0									
Jay McClement	2	0	0	0	0	4	0	0	Kamil Krepis	2	0	0	0	0	0	0	0									
Jay McKee	2	0	0	0	1	0	0	0	Brett McLean	2	0	0	0	-1	0	0	0									
T.J. Oshie	2	0	0	0	0	0	0	0	Cory Stillman	2	0	0	0	-1	0	0	0									
David Perron	2	0	0	0	-1	0	0	0	Wade Belak	1	0	0	0	0	12	0	0									
Mike Weaver	2	0	0	0	2	0	0	0	Nick Boynton	1	0	0	0	-1	2	0	0									
Eric Brewer	1	0	0	0	1	0	0	0	Jassen Cullimore	1	0	0	0	0	4	0	0									
Brandon Crombeen	1	0	0	0	1	0	0	0	Steve Eminger	1	0	0	0	0	0	0	0									
Cam Janssen	1	0	0	0	0	0	0	0	Jason Garrison	1	0	0	0	0	0	0	0									
Alexander Steen	1	0	0	0	0	0	0	0	Rostislav Olesz	1	0	0	0	-1	0	0	0									
Lee Stempniak	1	0	0	0	1	0	0	0	Anthony Stewart	1	0	0	0	0	2	0	0									
Steve Wagner	1	0	0	0	0	2	0	0	Nick Tarnasky	1	0	0	0	0	0	0	0									
Jeff Woywitka	1	0	0	0	-1	0	0	0	Stephen Weiss	1	0	0	0	0	0	0	0									
Power Play: 3-11 27.3% / Penalty Killing: 8-10 80.0%									Noah Welch																	
									Stephen Weiss																	

BLUES									Goaltending				PANTHERS								
Goalie	GP	Min	WLOT	GA	SA	SV	GAA	SV%	Goalie	GP	Min	WLOT	GA	SA	SV	GAA	SV%				
Ben Bishop	1	45	1-0-0	0	12	12	0.00	1.000	Tomas Vokoun	1	60	1-0-0	3	29	26	3.00	.897				
Marek Schwarz	1	15	0-0-0	0	5	5	0.00	1.000	Craig Anderson	1	60	0-1-0	4	31	27	4.00	.871				
Chris Mason	1	58	0-1-0	5	35	30	5.21	.857													

BLUES						PANTHERS					
Goals	1st	2nd	3rd	OT	Total	Goals	1st	2nd	3rd	OT	Total
Goals	1	4	2	0	7	Goals	2	2	1	0	5

BLUES						PANTHERS					
Shots	1st	2nd	3rd	OT	Total	Shots	1st	2nd	3rd	OT	Total
Shots	16	22	22	0	60	Shots	20	16	16	0	52

* - Overtime ** - Shootout

All-Time Series vs Florida											
HOME				ROAD				OVERALL			
Year	W-L-T-OTL	W-L-T-OTL	W-L-T-OTL	Year	W-L-T-OTL	W-L-T-OTL	W-L-T-OTL	Year	W-L-T-OTL	W-L-T-OTL	W-L-T-OTL
1993-94	1-0-0	1-0-0	2-0-0	1998-99	0-0-1	1-0-0	1-0-1	2003-04	1-0-0-0	1-0-0-0	2-0-0-0
1994-95	DNP	DNP	DNP	1999-00	1-0-0-0	0-0-1-0	1-0-1-0	2005-06	DNP	0-1-0	0-1-0
1995-96	0-0-1	1-0-0	1-0-1	2000-01	1-0-0-0	0-1-0-0	1-1-0-0	2006-07	DNP	DNP	DNP
1996-97	0-1-0	0-1-0	0-2-0	2001-02	DNP	1-0-0-0	1-0-0-0	2007-08	0-1-0	DNP	0-1-0
1997-98	1-0-0	1-0-0	2-0-0	2002-03	1-0-0-0	DNP	1-0-0-0	2008-09	1-0-0	0-1-0	1-1-0
TOTALS				7-2-2-0				6-4-1-0			

All-Time Series Facts											
Shutouts For:	6 (5 home, 1 road)			Overtime Record:	1-1-3			Shutout Record:	0-0		
Shutouts Against:	3 (2 home, 1 road)			Overtime at Home:	0-0-1			Shutout at Home:	0-0		
Last STL SO:	Oct. 25, 2008 (4-0 @ STL)			Overtime on Road:	1-1-2			Shutout on Road:	0-0		
Last FLA SO:	Dec. 13, 2007 (0-1 @ STL)			2008-09 OT Record:	0-0			2008-09 SO Record:	0-0		

LOS ANGELES KINGS VS. ST. LOUIS BLUES

at ST LOUIS BLUES

at LOS ANGELES KINGS

	BLUES								Individual Scoring								KINGS							
Player	GP	G	A	P	+/-	PIM	PP	SH	Player	GP	G	A	P	+/-	PIM	PP	SH							
Patrik Berglund	4	3	0	3	-1	0	1	0	Dustin Brown	4	5	2	7	4	0	2	0							
Keith Tkachuk	4	0	3	3	-2	8	0	0	Anze Kopitar	4	3	4	7	1	2	1	0							
David Perron	3	0	3	0	2	0	0	0	Kyle Quincey	4	1	3	4	1	2	0	0							
Brad Boyes	4	1	1	2	-2	0	1	0	Jarret Stoll	4	1	3	4	5	4	0	0							
Andy McDonald	3	1	1	2	-1	2	0	0	Alexander Frolov	3	2	1	3	1	0	2	0							
Carlo Colaiacovo	2	1	0	1	0	0	0	0	Drew Doughty	4	1	2	3	4	2	1	0							
Cam Paddock	1	1	0	1	1	0	0	0	Patrick O'Sullivan	3	1	2	3	3	0	0	0							
David Backes	4	0	1	1	-1	6	0	0	Kyle Calder	4	0	3	3	2	8	0	0							
Roman Polak	4	0	1	1	-1	2	0	0	Tom Preissing	1	1	1	2	1	0	0	0							
Cam Janssen	2	0	1	1	0	7	0	0	Denis Jr. Gauthier	3	0	1	1	2	2	0	0							
T.J. Oshie	2	0	1	1	1	0	0	0	Oscar Moller	3	0	1	1	2	2	0	0							
Lee Stempniak	2	0	1	1	-3	0	0	0	Edward Purcell	2	0	1	1	1	0	0	0							
Dan Hinote	4	0	0	0	-1	9	0	0	Matt Greene	4	0	0	0	0	12	0	0							
Barret Jackman	4	0	0	0	-3	18	0	0	Michal Handzus	4	0	0	0	-1	2	0	0							
Jay McClement	4	0	0	0	-3	0	0	0	Peter Harold	4	0	0	0	-1	0	0	0							
Jay McKee	4	0	0	0	-2	0	0	0	Raitis Ivanans	4	0	0	0	-1	8	0	0							
Eric Brewer	3	0	0	0	-4	2	0	0	Sean O'Donnell	4	0	0	0	2	10	0	0							
Yan Stastny	3	0	0	0	0	7	0	0	Wayne Simmonds	4	0	0	0	-2	5	0	0							
Brandon Crombeen	2	0	0	0	-1	2	0	0	Derek Armstrong	2	0	0	0	-1	2	0	0							
Alexander Steen	2	0	0	0	-1	2	0	0	Brad Richardson	2	0	0	0	-1	5	0	0							
Steve Wagner	2	0	0	0	2	6	0	0	Brian Boyle	1	0	0	0	0	2	0	0							
Mike Weaver	2	0	0	0	0	0	0	0	Davis Drewiske	1	0	0	0	-1	2	0	0							
Brad Winchester	2	0	0	0	0	9	0	0	Jack Johnson	1	0	0	0	0	2	0	0							
Jeff Woywitka	2	0	0	0	-1	0	0	0	Justin Williams	1	0	0	0	0	0	0	0							
Paul Kariya	1	0	0	0	-1	0	0	0	John Zeiler	1	0	0	0	0	2	0	0							
David Koci	1	0	0	0	0	2	0	0	Power Play: 6-21 28.6% / Penalty Killing: 15-17 88.2%															
Alex Pietrangelo	1	0	0	0	2	0	0	0																

Power Play: 2-17 11.8% / Penalty Killing: 15-21 71.4%

BLUES						Shots by Period						KINGS					
	1st	2nd	3rd	OT	Total		1st	2nd	3rd	OT	Total						
Shots	25	30	38	0	93	Shots	45	35	34	0	114						

* - Overtime ** - Shootout

All-Time Series Facts					
Shutouts For:	12 (7 home, 5 road)	Overtime Record:	2-0-13	Shootout Record:	0-1
Shutouts Against:	8 (3 home, 5 road)	Overtime at Home:	2-0-7	Shootout at Home:	0-1
Last STL SO:	March 24, 2009 (2-0 @ STL)	Overtime on Road:	0-0-6	Shootout on Road:	0-0
Last LA SO:	Oct. 24, 2008 (0-4 @ STL)	2008-09 OT Record:	0-0	2008-09 SO Record:	0-0

All-Time Series Facts

Shutouts For:	12 (7 home, 5 road)	Overtime Record:	2-0-13	Shootout Record:	0-1
Shutouts Against:	8 (3 home, 5 road)	Overtime at Home:	2-0-7	Shootout at Home:	0-1
Last STL SO:	March 24, 2009 (2-0 @ STL)	Overtime on Road:	0-0-6	Shootout on Road:	0-0
Last LA SO:	Oct. 24, 2008 (0-4 @ STL)	2008-09 OT Record:	0-0	2008-09 SO Record:	0-0



MINNESOTA WILD VS. ST. LOUIS BLUES

Summary: Won-3 Lost-1 OT-0

at ST LOUIS BLUES

Date	Score	W Goal
15 Mar '09	MIN 3 @ STL 5	Brad Winchester
20 Dec '08	MIN 2 @ STL 4	Roman Polak

at MINNESOTA WILD

Date	Score	W Goal
03 Dec '08	STL 0 @ MIN 4	Eric Belanger
22 Nov '08	STL 2 @ MIN 1	Brad Boyes

BLUES									Individual Scoring									WILD								
Player	GP	G	A	P	+/-	PIM	PP	SH	Player	GP	G	A	P	+/-	PIM	PP	SH									
Brad Boyes	4	3	2	5	2	2	1	0	Andrew Brunette	4	2	2	4	-1	0	1	0									
Keith Tkachuk	4	1	3	4	1	6	1	0	Marek Zidlicky	4	1	2	3	-3	6	1	0									
David Backes	4	2	0	2	2	15	1	0	Marc-Andre Bergeron	3	1	2	3	0	2	0	0									
Roman Polak	4	1	1	2	-1	2	0	0	Stephane Veilleux	4	2	0	2	1	4	0	0									
Patrik Berglund	3	1	1	2	1	0	0	0	Pierre-Marc Bouchard	4	1	1	2	1	0	0	0									
Carlo Colaiacovo	3	0	2	2	1	11	0	0	Antti Miettinen	4	1	1	2	3	0	0	0									
Andy McDonald	1	0	2	2	1	0	0	0	Eric Belanger	3	1	1	2	2	2	0	0									
T.J. Oshie	1	0	2	2	0	0	0	0	Mikko Koivu	4	0	2	2	-2	2	0	0									
Jay McClement	4	1	0	1	-2	2	0	0	Nick Schultz	4	1	0	1	1	0	0	0									
David Perron	4	1	0	1	0	0	1	0	Kim Johnsson	4	0	1	1	1	2	0	0									
Brad Winchester	4	1	0	1	-1	4	0	0	James Sheppard	4	0	1	1	-1	0	0	0									
Barret Jackman	4	0	1	1	1	2	0	0	Martin Skoula	4	0	1	1	0	0	0	0									
Jeff Woywitka	4	0	1	1	1	0	0	0	Owen Nolan	3	0	1	1	1	0	0	0									
Alexander Steen	3	0	1	1	-1	2	0	0	Erik Reitz	3	0	1	1	2	4	0	0									
Eric Brewer	2	0	1	1	-2	0	0	0	John Scott	1	0	1	1	1	0	0	0									
Cam Janssen	2	0	1	1	1	2	0	0	Derek Boogaard	4	0	0	0	0	4	0	0									
Steve Regier	2	0	1	1	0	0	0	0	Cal Clutterbuck	4	0	0	0	-1	9	0	0									
Lee Stempniak	1	0	1	1	0	2	0	0	Brent Burns	3	0	0	0	0	0	0	0									
Brandon Crombeen	4	0	0	0	-4	7	0	0	Benoit Pouliot	3	0	0	0	-1	4	0	0									
Jay McKee	3	0	0	0	-2	2	0	0	Dan Fritsche	1	0	0	0	0	0	0	0									
Yan Stastny	3	0	0	0	-2	2	0	0	Marian Gaborik	1	0	0	0	-2	0	0	0									
Dan Hinote	2	0	0	0	-1	0	0	0	Krystofer Kolanos	1	0	0	0	1	0	0	0									
Cam Paddock	2	0	0	0	-1	0	0	0	Peter Olvecky	1	0	0	0	0	0	0	0									
Tyson Strachan	2	0	0	0	1	0	0	0	Craig Weller	1	0	0	0	0	5	0	0									
Steve Wagner	1	0	0	0	-1	0	0	0	Power Play: 2-17 11.8% / Penalty Killing: 11-15 73.3%																	
Mike Weaver	1	0	0	0	0	0	0	0																		

Power Play: 4-15 26.7% / Penalty Killing: 15-17 88.2%

Power Play: 2-17 11.8% / Penalty Killing: 11-15 73.3%

BLUES											Goaltending											WILD										
Goalie	GP	Min	W	LOT	GA	SA	SV	GAA	SV%		Goalie	GP	Min	W	LOT	GA	SA	SV	GAA	SV%		Goalie	GP	Min	W	LOT	GA	SA	SV	GAA	SV%	
Chris Mason	3	178	2	1	0	7	91	84	2.37	.923	Niklas Backstrom	4	217	1	3	0	9	100	91	2.48	.910											
Manny Legace	1	60	1	0	0	2	26	24	2.01	.923	Josh Harding	1	20	0	0	0	0	6	6	0.00	1.000											
BLUES											Goals by Period											WILD										
	1st	2nd	3rd	OT	Total							1st	2nd	3rd	OT	Total							1st	2nd	3rd	OT	Total					
Goals	3	5	3	0	11						Goals	1	3	6	0	10																
BLUES											Shots by Period											WILD										
	1st	2nd	3rd	OT	Total							1st	2nd	3rd	OT	Total							1st	2nd	3rd	OT	Total					
Shots	38	46	24	0	108						Shots	37	32	49	0	118																

* - Overtime ** - Shootout

All-Time Series vs Minnesota

HOME				ROAD				OVERALL				HOME				ROAD				OVERALL			
Year	W-L-T-OTL	W-L-T-OTL	W-L-T-OTL	Year	W-L-T-OTL	W-L-T-OTL	W-L-T-OTL	Year	W-L-T-OTL	W-L-T-OTL	W-L-T-OTL	Year	W-L-T-OTL	W-L-T-OTL	W-L-T-OTL	Year	W-L-T-OTL	W-L-T-OTL	W-L-T-OTL	Year	W-L-T-OTL	W-L-T-OTL	W-L-T-OTL
2000-01	2-0-0-0	1-0-1-0	3-0-1-0	2003-04	0-0-2-0	0-2-0-0	0-2-2-0	2007-08	0-1-1	1-0-1	1-1-2	2008-09	0-1-1	1-0-1	1-1-2	TOTALS	7-5-4-0	5-7-4-0	12-12-8-0				
2001-02	0-2-0-0	1-0-1-0	1-2-1-0	2005-06	1-1-0	0-1-1	1-2-1																
2002-03	1-0-1-0	1-1-0-0	2-1-1-0	2006-07	1-1-0	0-2-0	1-3-0																

All-Time Series Facts

Shutouts For:	4 (2 home, 2 road)	Overtime Record:	3-1-5	Shutout Record:	0-2
Shutouts Against:	4 (1 home, 3 road)	Overtime at Home:	1-0-3	Shutout at Home:	0-1
Last STL SO:	March 26, 2003 (1-0 @ MIN)	Overtime on Road:	2-1-2	Shutout on Road:	0-1
Last MIN SO:	Dec. 3, 2008 (0-4 @ MIN)	2008-09 OT Record:	0-0	2008-09 SO Record:	0-0

Blues vs. the NHL

MONTREAL CANADIENS VS. ST. LOUIS BLUES

Summary: Won-0 Lost-0 OT-1

at ST LOUIS BLUES

Date	Score	W Goal
16 Nov '08 **	MTL 3 @ STL 2	Alex Kovalev

at MONTREAL CANADIENS

Date	Score	W Goal
	no games	

BLUES									Individual Scoring									CANADIENS								
Player	GP	G	A	P	+/-	PIM	PP	SH	Player	GP	G	A	P	+/-	PIM	PP	SH									
Steve Regier	1	2	0	2	0	0	1	0	Andrei Kostitsyn	1	1	1	2	2	2	0	0									
Cam Janssen	1	0	1	1	1	2	0	0	Robert Lang	1	1	0	1	1	2	0	0									
Cam Paddock	1	0	1	1	0	0	0	0	Steve Begin	1	0	0	0	-1	0	0	0									
David Perron	1	0	1	1	0	4	0	0	Francis Bouillon	1	0	0	0	0	2	0	0									
Jeff Woywitka	1	0	1	1	0	0	0	0	Patrice Brisebois	1	0	0	0	0	2	0	0									
David Backes	1	0	0	0	0	4	0	0	Mathieu Dandenault	1	0	0	0	-1	0	0	0									
Patrik Berglund	1	0	0	0	-1	0	0	0	Josh Gorges	1	0	0	0	1	0	0	0									
Brad Boyes	1	0	0	0	0	2	0	0	Roman Hamrik	1	0	0	0	0	0	0	0									
Eric Brewer	1	0	0	0	-1	2	0	0	Christopher Higgins	1	0	0	0	0	2	0	0									
Barret Jackman	1	0	0	0	-1	0	0	0	Saku Koivu	1	0	0	0	0	2	0	0									
Jay McClement	1	0	0	0	0	0	0	0	Sergei Kostitsyn	1	0	0	0	1	0	0	0									
Andy McDonald	1	0	0	0	0	2	0	0	Tom Kostopoulos	1	0	0	0	0	0	0	0									
Jay McKee	1	0	0	0	1	0	0	0	Alex Kovalev	1	0	0	0	0	2	0	0									
Roman Polak	1	0	0	0	-2	2	0	0	Guillaume Latendresse	1	0	0	0	-1	0	0	0									
Yan Stastny	1	0	0	0	-1	0	0	0	Andrei Markov	1	0	0	0	1	2	0	0									
Lee Stempniak	1	0	0	0	-1	0	0	0	Ryan O'Byrne	1	0	0	0	0	0	0	0									
Keith Tkachuk	1	0	0	0	0	0	0	0	Tomas Plekanec	1	0	0	0	0	0	0	0									
Mike Weaver	1	0	0	0	1	0	0	0	Alex Tanguay	1	0	0	0	1	2	0	0									

Power Play: 1-9 11.1% / Penalty Killing: 10-10 100.0%

Power Play: 0-10 0.0% / Penalty Killing: 8-9 88.9%

Goaltending

Goalie	GP	Min	W	L	OT	GA	SA	SV	GAA	SV%	Goalie	GP	Min	W	L	OT	GA	SA	SV	GAA	SV%
Manny Legace	1	65	0	0	1	2	26	24	1.85	.923	Carey Price	1	65	1	0	0	2	26	24	1.85	.923

BLUES						CANADIENS					
Goals	1st	2nd	3rd	OT	Total	Goals	1st	2nd	3rd	OT	Total
Goals	1	0	1	0	2	Goals	0	1	1	0	2

BLUES						CANADIENS					
Shots	1st	2nd	3rd	OT	Total	Shots	1st	2nd	3rd	OT	Total
Shots	10	7	7	2	26	Shots	6	12	8	0	26

* - Overtime ** - Shootout

All-Time Series vs Montreal

Year	HOME W-L-T-OTL	ROAD W-L-T-OTL	OVERALL W-L-T-OTL	Year	HOME W-L-T-OTL	ROAD W-L-T-OTL	OVERALL W-L-T-OTL	Year	HOME W-L-T-OTL	ROAD W-L-T-OTL	OVERALL W-L-T-OTL
1967-68	0-1-1	0-2-0	0-3-1	1981-82	0-0-1	0-2-0	0-2-1	1995-96	1-0-0	0-0-1	1-0-1
1968-69	0-2-1	0-3-0	0-5-1	1982-83	0-1-1	0-1-0	0-2-1	1996-97	0-0-1	1-0-0	1-0-1
1969-70	0-2-1	2-0-1	2-2-2	1983-84	0-1-0	0-2-0	0-3-0	1997-98	1-0-0	0-1-0	1-1-0
1970-71	1-0-2	0-3-0	1-3-2	1984-85	0-1-1	0-1-0	0-2-1	1998-99	0-1-0	0-1-0	0-2-0
1971-72	1-2-0	0-2-1	1-4-1	1985-86	1-0-0	1-1-0	2-1-0	1999-00	1-0-0-0	DNP	1-0-0-0
1972-73	1-1-0	0-2-2	0-3-2	1986-87	1-1-0	0-1-0	1-2-0	2000-01	DNP	1-0-0-0	1-0-0-0
1973-74	1-1-0	1-2-0	2-3-0	1987-88	0-1-0	1-1-0	1-2-0	2001-02	1-0-0-0	DNP	1-0-0-0
1974-75	1-0-1	1-1-0	2-1-1	1988-89	0-2-0	0-0-1	0-2-1	2002-03	DNP	1-0-0-0	1-0-0-0
1975-76	0-2-0	0-2-0	0-4-0	1989-90	0-0-1	0-1-1	0-1-2	2003-04	DNP	0-1-0-0	0-1-0-0
1976-77	1-1-0	0-2-0	1-3-0	1990-91	1-1-0	1-0-0	2-1-0	2005-06	DNP	DNP	DNP
1977-78	0-2-0	0-2-0	0-4-0	1991-92	0-0-1	0-1-1	0-1-2	2006-07	0-1-0	DNP	0-1-0
1978-79	0-2-0	0-2-0	0-4-0	1992-93	0-1-0	0-1-0	0-2-0	2007-08	DNP	1-0-0	1-0-0
1979-80	1-1-0	1-1-0	2-2-0	1993-94	0-1-0	0-1-0	0-2-0	2008-09	0-0-1	DNP	0-0-1
1980-81	1-0-1	0-1-1	1-1-2	1994-95	DNP	DNP	DNP	TOTALS	14-29-16-0	12-41-7-0	26-70-23-0

All-Time Series Facts

Shutouts For:	5 (3 home, 2 road)	Overtime Record:	0-3-8	Shutout Record:	1-1
Shutouts Against:	8 (4 home, 4 road)	Overtime at Home:	0-0-4	Shutout at Home:	0-1
Last STL SO:	Dec. 28, 2001 (3-0 @ STL)	Overtime on Road:	0-3-4	Shutout on Road:	1-0
Last MTL SO:	Mar. 11, 1999 (0-3 @ STL)	2008-09 OT Record:	0-0	2008-09 SO Record:	0-1



NASHVILLE PREDATORS VS. ST. LOUIS BLUES

Summary: Won-4 Lost-0 OT-2

at ST LOUIS BLUES

Date	Score	W Goal
21 Feb '09 *	NSH 1 @ STL 0	Shea Weber
08 Dec '08	NSH 3 @ STL 6	Brandon Crombeen
10 Oct '08	NSH 2 @ STL 5	Brad Boyes

at NASHVILLE PREDATORS

Date	Score	W Goal
19 Feb '09 *	STL 2 @ NSH 1	Keith Tkachuk
12 Feb '09 **	STL 3 @ NSH 4	Steve Sullivan
25 Nov '08 **	STL 1 @ NSH 0	David Perron

Player	BLUES										Individual Scoring									
	GP	G	A	P	+/-	PIM	PP	SH												
Brad Boyes	6	2	4	6	3	2	1	0												
Brandon Crombeen	5	3	2	5	2	0	0	0												
Keith Tkachuk	6	3	1	4	1	12	2	0												
David Backes	6	2	2	4	2	4	1	0												
David Perron	6	1	3	4	0	4	0	0												
Andy McDonald	4	1	3	4	0	0	0	0												
Patrik Berglund	5	1	2	3	1	0	1	0												
Mike Clement	6	0	3	3	0	0	0	0												
Barret Jackman	6	1	1	2	-3	4	0	0												
Brad Winchester	5	1	1	2	2	2	0	0												
Alexander Steen	4	1	1	2	0	0	1	0												
Paul Kariya	1	0	2	2	0	0	0	0												
Carlo Colaiacovo	4	0	1	1	1	0	0	0												
T.J. Oshie	4	0	1	1	-1	0	0	0												
Chris Porter	2	0	1	1	0	0	0	0												
Lee Stempniak	1	0	1	1	-1	0	0	0												
Cam Janssen	6	0	0	0	1	14	0	0												
Jay McKee	6	0	0	0	-1	4	0	0												
Roman Polak	5	0	0	0	1	0	0	0												
Jeff Woywitka	5	0	0	0	2	0	0	0												
Eric Brewer	3	0	0	0	1	2	0	0												
Mike Weaver	3	0	0	0	0	0	0	0												
Cam Paddock	2	0	0	0	-1	0	0	0												
Yan Stastny	2	0	0	0	-1	0	0	0												
Steve Wagner	2	0	0	0	-1	2	0	0												
Alex Pietrangelo	1	0	0	0	1	0	0	0												
Steve Regier	1	0	0	0	0	0	0	0												
Tyson Strachan	1	0	0	0	1	0	0	0												

Power Play: 6-26 23.1% / Penalty Killing: 18-20 90.0%

Player	PREDATORS										Individual Scoring									
	GP	G	A	P	+/-	PIM	PP	SH												
Ryan Suter	6	1	4	5	-1	4	0	0												
Jason Arnott	6	1	2	3	3	2	0	0												
Jean-Pierre Dumont	6	1	2	3	1	2	0	0												
David Legwand	6	0	3	3	-6	6	0	0												
Kevin Klein	4	2	0	2	2	0	0	0												
Joel Ward	6	1	1	2	0	0	0	0												
Shea Weber	6	1	1	2	-1	6	0	0												
Steve Sullivan	3	1	1	2	2	2	0	0												
Scott Nichol	3	0	2	2	2	2	0	0												
Dan Hamhuis	6	1	0	1	-3	4	1	0												
Antti Pihlstrom	5	1	0	1	-1	0	1	0												
Vernon Fiddler	5	0	1	1	-1	2	0	0												
Jordin Tootoo	5	0	1	1	1	4	0	0												
Ryan Jones	2	0	1	1	-1	2	0	0												
Greg De Vries	6	0	0	0	2	6	0	0												
Martin Erat	6	0	0	0	-6	6	0	0												
Jerred Smithson	6	0	0	0	0	2	0	0												
Greg Zanon	6	0	0	0	-3	4	0	0												
Radek Bonk	5	0	0	0	0	0	0	0												
Wade Belak	4	0	0	0	1	10	0	0												
Ville Koistinen	2	0	0	0	0	0	0	0												
Rich Peverley	2	0	0	0	0	2	0	0												
Patric Hornqvist	1	0	0	0	-1	0	0	0												
Nick Tamasky	1	0	0	0	0	0	0	0												

Power Play: 2-20 10.0% / Penalty Killing: 20-26 76.9%

Goalie	BLUES								Goaltending							
	GP	Min	W	OT	GA	SA	SV	GAA	SV%							
Chris Mason	4	255	2	0	2	5	132	127	1.18	.962						
Manny Legace	2	120	2	0	0	5	43	38	2.51	.884						

Goalie	PREDATORS								Goaltending							
	GP	Min	W	OT	GA	SA	SV	GAA	SV%							
Pekka Rinne	4	249	2	1	1	10	118	108	2.41	.915						
Dan Ellis	2	125	0	1	1	5	39	34	2.40	.872						

Goals	BLUES					Goals by Period				
	1st	2nd	3rd	OT	Total	1st	2nd	3rd	OT	Total
Goals	5	7	3	1	16					

Goals	PREDATORS					Goals by Period				
	1st	2nd	3rd	OT	Total	1st	2nd	3rd	OT	Total
Goals	4	3	2	1	10					

Shots	BLUES					Shots by Period				
	1st	2nd	3rd	OT	Total	1st	2nd	3rd	OT	Total
Shots	49	59	42	8	158					

Shots	PREDATORS					Shots by Period				
	1st	2nd	3rd	OT	Total	1st	2nd	3rd	OT	Total
Shots	57	61	45	12	175					

* - Overtime ** - Shootout

All-Time Series vs Nashville

	HOME	ROAD	OVERALL		HOME	ROAD	OVERALL		HOME	ROAD	OVERALL
Year	W-L-T-OTL	W-L-T-OTL	W-L-T-OTL	Year	W-L-T-OTL	W-L-T-OTL	W-L-T-OTL	Year	W-L-T-OTL	W-L-T-OTL	W-L-T-OTL
1998-99	2-1-0	2-1-0	4-2-0	2002-03	2-0-0-0	1-0-1-1	3-0-1-1	2007-08	2-1-1	1-2-1	3-3-2
1999-00	2-1-0-0	2-0-1-0	4-1-1-0	2003-04	2-0-1-0	1-2-0-0	3-2-1-0	2008-09	2-0-1	2-0-1	4-0-2
2000-01	1-1-0-0	2-1-0-0	3-2-0-0	2005-06	0-4-0	0-3-1	0-7-1	TOTALS	17-10-4-0	12-11-8-1	29-21-12-1
2001-02	3-0-0-0	1-0-1-0	4-0-1-0	2006-07	1-2-1	0-2-2	1-4-3				

All-Time Series Facts

Shootouts For:	8 (5 home, 3 road)	Overtime Record:	2-5-3	Shootout Record:	2-4
Shootouts Against:	3 (3 home, 0 road)	Overtime at Home:	1-3-1	Shootout at Home:	0-0
Last STL SO:	Nov. 25, 2008 (1-0 @ NSH)	Overtime on Road:	1-2-2	Shootout on Road:	2-4
Last NSH SO:	Feb. 21, 2009 (0-1 @ STL)	2008-09 OT Record:	1-1	2008-09 SO Record:	1-1

Blues vs. the NHL

NEW JERSEY DEVILS VS. ST. LOUIS BLUES

Summary: Won-0 Lost-1 OT-0

at ST LOUIS BLUES

Date	Score	W Goal
30 Dec '08	NJD 4 @ STL 3	Jay Pandolfo

at NEW JERSEY DEVILS

Date	Score	W Goal
	no games	

BLUES											DEVILS										
Player	GP	G	A	P	+/-	PIM	PP	SH			Player	GP	G	A	P	+/-	PIM	PP	SH		
David Backes	1	1	0	1	-1	0	0	0			Zach Parise	1	2	0	2	0	2	0	0		
Brad Boyes	1	1	0	1	2	0	0	0			Jamie Langenbrunner	1	0	2	2	0	0	0	0		
Alexander Steen	1	1	0	1	0	0	0	0			Jay Pandolfo	1	1	0	1	1	0	0	0		
Barret Jackman	1	0	1	1	1	0	0	0			Brian Rolston	1	1	0	1	0	0	0	0		
T.J. Oshie	1	0	1	1	0	0	0	0			David Clarkson	1	0	1	1	0	0	0	0		
David Perron	1	0	1	1	1	2	0	0			Bobby Holik	1	0	1	1	0	0	0	0		
Roman Polak	1	0	1	1	0	0	0	0			John Madden	1	0	1	1	1	0	0	0		
Jeff Woywitka	1	0	1	1	0	0	0	0			Michael Rupp	1	0	1	1	1	0	0	0		
Patrik Berglund	1	0	0	0	1	2	0	0			Bryce Salvador	1	0	1	1	1	0	0	0		
Carlo Colaiacovo	1	0	0	0	-2	0	0	0			Patrik Elias	1	0	0	0	0	0	0	0		
Brandon Crombeen	1	0	0	0	0	0	0	0			Brian Gionta	1	0	0	0	0	0	0	0		
Dan Hinote	1	0	0	0	-1	0	0	0			Andy Greene	1	0	0	0	-1	0	0	0		
Cam Janssen	1	0	0	0	-1	0	0	0			Jay Leach	1	0	0	0	-1	0	0	0		
Jay McClement	1	0	0	0	-1	0	0	0			Paul Martin	1	0	0	0	2	0	0	0		
Tyson Strachan	1	0	0	0	-1	0	0	0			Mike Mottau	1	0	0	0	0	0	0	0		
Keith Tkachuk	1	0	0	0	-1	0	0	0			David Johnny Oduya	1	0	0	0	1	0	0	0		
Mike Weaver	1	0	0	0	0	0	0	0			Travis Zajac	1	0	0	0	0	0	0	0		
Brad Winchester	1	0	0	0	-1	0	0	0			Dainius Zubrus	1	0	0	0	0	0	0	0		

Power Play: 0-1 0.0% / Penalty Killing: 3-3 100.0%

Power Play: 0-3 0.0% / Penalty Killing: 1-1 100.0%

BLUES											DEVILS										
Goalie	GP	Min	WLOT	GA	SA	SV	GAA	SV%			Goalie	GP	Min	WLOT	GA	SA	SV	GAA	SV%		
Manny Legace	1	58	0-1-0	4	26	22	4.16	.846			Scott Clemmensen	1	60	1-0-0	3	31	28	3.00	.903		

BLUES						DEVILS					
	1st	2nd	3rd	OT	Total		1st	2nd	3rd	OT	Total
Goals	2	0	1	0	3	Goals	1	1	2	0	4

BLUES						DEVILS					
	1st	2nd	3rd	OT	Total		1st	2nd	3rd	OT	Total
Shots	10	10	11	0	31	Shots	8	8	10	0	26

* - Overtime ** - Shootout

All-Time Series vs New Jersey

Year	HOME W-L-T-OTL	ROAD W-L-T-OTL	OVERALL W-L-T-OTL	Year	HOME W-L-T-OTL	ROAD W-L-T-OTL	OVERALL W-L-T-OTL	Year	HOME W-L-T-OTL	ROAD W-L-T-OTL	OVERALL W-L-T-OTL
1974-75	3-0-0	2-1-0	5-1-0	1987-88	0-1-0	0-2-0	0-3-0	2000-01	1-0-0-0	DNP	1-0-0-0
1975-76	2-0-1	1-1-1	3-1-2	1988-89	1-1-0	0-1-0	1-2-0	2001-02	DNP	0-1-0-0	0-1-0-0
1976-77	2-1-0	2-0-1	4-1-1	1989-90	1-0-0	0-2-0	1-2-0	2002-03	0-0-0-1	0-1-0-0	0-1-0-1
1977-78	2-0-1	2-1-0	4-1-1	1990-91	1-1-0	1-0-0	2-1-0	2003-04	0-1-0-0	DNP	0-1-0-0
1978-79	2-2-0	0-2-2	2-4-2	1991-92	1-0-0	0-2-0	1-2-0	2005-06	0-1-0	DNP	0-1-0
1979-80	1-0-1	1-0-1	2-0-2	1992-93	0-0-1	0-1-0	0-1-1	2006-07	DNP	1-0-0	1-0-0
1980-81	2-0-0	1-1-0	3-1-0	1993-94	0-0-1	0-1-0	0-1-1	2007-08	DNP	DNP	DNP
1981-82	1-0-0	1-1-0	2-1-0	1994-95	DNP	DNP	DNP	2008-09	0-1-0	DNP	0-1-0
1982-83	2-0-0	0-0-1	2-0-1	1995-96	0-0-1	0-1-0	0-1-1	TOTALS	27-13-7-1	18-22-7-0	45-35-14-1
1983-84	1-0-0	2-0-0	3-0-0	1996-97	0-1-0	1-0-0	1-1-0	*New Jersey played as the Colorado Rockies until the 1982-83 season.			
1984-85	2-0-0	0-0-1	2-0-1	1997-98	0-1-0	1-0-0	1-0-1	**Colorado played as the Kansas City Scouts until the 1976-77 season.			
1985-86	1-0-0	1-1-0	2-1-0	1998-99	0-1-0	0-1-0	0-2-0				
1986-87	0-2-0	1-0-0	1-2-0	1999-00	1-0-0-0	0-1-0-0	1-1-0-0				

All-Time Series Facts

Shutouts For:	3 (2 home, 1 road)	Overtime Record:	4-2-5	Shutout Record:	0-0
Shutouts Against:	3 (2 home, 1 road)	Overtime at Home:	2-2-4	Shutout at Home:	0-0
Last STL SO:	Feb. 10, 1990 (7-0 @ STL)	Overtime on Road:	2-0-1	Shutout on Road:	0-0
Last NJ SO:	Dec. 10, 2002 (0-2 @ NJ)	2008-09 OT Record:	0-0	2008-09 SO Record:	0-0



NEW YORK ISLANDERS VS. ST. LOUIS BLUES

Summary: Won-0 Lost-1 OT-0

at ST LOUIS BLUES					at NEW YORK ISLANDERS				
Date	Score	W Goal			Date	Score	W Goal		
		no games			11 Oct '08	STL 2 @ NYI 5	Sean Bergenheim		

BLUES										ISLANDERS									
Player	GP	G	A	P	+/-	PIM	PP	SH		Player	GP	G	A	P	+/-	PIM	PP	SH	
Paul Kariya	1	0	2	2	-2	0	0	0		Andy Hilbert	1	1	1	2	2	0	0	1	
Andy McDonald	1	0	2	2	-2	0	0	0		Bruno Gervais	1	0	2	2	1	0	0	0	
Brad Boyes	1	1	0	1	-2	0	0	0		Doug Weight	1	0	2	2	1	0	0	0	
Keith Tkachuk	1	1	0	1	-2	2	1	0		Sean Bergenheim	1	1	0	1	1	0	0	0	
David Backes	1	0	0	0	0	0	0	0		Mike Cormie	1	1	0	1	0	0	0	0	
Patrik Berglund	1	0	0	0	0	0	0	0		Bill Guerin	1	1	0	1	1	4	0	0	
Eric Brewer	1	0	0	0	-2	2	0	0		Trent Hunter	1	1	0	1	0	0	1	0	
Barret Jackman	1	0	0	0	-1	2	0	0		Kyle Okposo	1	0	1	1	0	0	0	0	
Cam Janssen	1	0	0	0	-1	0	0	0		Richard Park	1	0	1	1	0	0	0	0	
Jay McClement	1	0	0	0	-1	0	0	0		Mark Streit	1	0	1	1	2	0	0	0	
Jay McKee	1	0	0	0	0	0	0	0		Radek Martinek	1	0	0	0	1	0	0	0	
T.J. Oshie	1	0	0	0	-1	0	0	0		Freddy Meyer	1	0	0	0	0	0	0	0	
David Perron	1	0	0	0	0	0	0	0		Frans Nielsen	1	0	0	0	0	0	0	0	
Alex Pietrangolo	1	0	0	0	-1	0	0	0		Thomas Pöck	1	0	0	0	0	0	0	0	
Roman Polak	1	0	0	0	0	0	0	0		Jon Sim	1	0	0	0	1	2	0	0	
Chris Porter	1	0	0	0	-1	0	0	0		Jeff Tambellini	1	0	0	0	0	0	0	0	
Steve Wagner	1	0	0	0	1	2	0	0		Nate Thompson	1	0	0	0	2	0	0	0	
Mike Weaver	1	0	0	0	-1	0	0	0		Brendan Witt	1	0	0	0	2	0	0	0	

Power Play: 1-3 33.3% / Penalty Killing: 3-4 75.0%

Power Play: 1-4 25.0% / Penalty Killing: 2-3 66.7%

BLUES										ISLANDERS									
Goalie	GP	Min	WLOT	GA	SA	SV	GAA	SV%		Goalie	GP	Min	WLOT	GA	SA	SV	GAA	SV%	
Chris Mason	1	59	0-1-0	4	33	29	4.04	.879		Joey MacDonald	1	60	1-0-0	2	26	24	2.00	.923	

BLUES						ISLANDERS					
	1st	2nd	3rd	OT	Total		1st	2nd	3rd	OT	Total
Goals	1	0	1	0	2	Goals	4	0	1	0	5

BLUES						ISLANDERS					
	1st	2nd	3rd	OT	Total		1st	2nd	3rd	OT	Total
Shots	6	6	14	0	26	Shots	15	9	10	0	34

* - Overtime ** - Shootout

All-Time Series vs New York											
Year	HOME	ROAD	OVERALL	Year	HOME	ROAD	OVERALL	Year	HOME	ROAD	OVERALL
	W-L-T-OTL	W-L-T-OTL	W-L-T-OTL		W-L-T-OTL	W-L-T-OTL	W-L-T-OTL		W-L-T-OTL	W-L-T-OTL	W-L-T-OTL
1972-73	2-0-0	1-1-1	3-1-1	1986-87	1-1-0	0-0-1	1-1-1	1999-00	DNP	1-0-0-0	1-0-0-0
1973-74	1-1-1	1-1-0	2-2-1	1987-88	0-1-0	0-1-1	0-2-1	2000-01	0-0-0-1	DNP	0-0-0-1
1974-75	2-0-0	0-2-1	2-2-1	1988-89	2-0-0	0-1-0	2-1-0	2001-02	DNP	0-1-0-0	0-1-0-0
1975-76	0-2-1	0-2-0	0-4-1	1989-90	1-0-0	1-1-0	2-1-0	2002-03	0-0-0-1	1-0-0-0	1-0-0-1
1976-77	1-0-1	0-3-0	1-3-1	1990-91	2-0-0	1-0-0	3-0-0	2003-04	1-0-0-0	1-0-0-0	2-0-0-0
1977-78	0-3-0	0-1-1	0-4-1	1991-92	1-0-0	1-0-1	2-0-1	2005-06	0-1-0	DNP	0-1-0
1978-79	0-0-2	0-3-0	0-3-2	1992-93	1-1-0*	1-0-0	2-1-0	2006-07	DNP	1-0-0	1-0-0
1980-81	0-2-0	0-0-2	0-2-2	1993-94	0-0-1	0-1-0	0-1-1	2007-08	DNP	DNP	DNP
1981-82	0-1-0	0-1-1	0-2-1	1994-95	DNP	DNP	DNP	2008-09	DNP	0-1-0	0-1-0
1982-83	1-1-0	0-1-0	1-2-0	1995-96	1-0-0	1-0-0	2-0-0	TOTALS	17-18-9-2	14-24-11-0	31-42-20-2
1983-84	0-0-1	1-1-0	1-1-1	1996-97	0-0-1	1-0-0	1-0-1	* Neutral site game in Dallas, TX on 12-15-1992 is credited as a Blues home game. (L)			
1984-85	0-2-0	0-1-0	0-3-0	1997-98	0-0-1	0-1-0	0-1-1				
1985-86	0-1-0	1-0-1	1-1-1	1998-99	0-1-0	0-0-1	0-1-1				

All-Time Series Facts					
Shutouts For:	6 (5 home, 1 road)	Overtime Record:	2-3-9	Shutout Record:	0-0
Shutouts Against:	5 (2 home, 3 road)	Overtime at Home:	1-3-4	Shutout at Home:	0-0
Last STL SO:	mar. 28, 1991 (3-0 @ STL)	Overtime on Road:	1-0-5	Shutout on Road:	0-0
Last NYI SO:	Oct. 17, 1998 (0-1 @ STL)	2008-09 OT Record:	0-0	2008-09 SO Record:	0-0

Blues vs. the NHL

NEW YORK RANGERS VS. ST. LOUIS BLUES

Summary: Won-1 Lost-0 OT-0

at ST LOUIS BLUES

at NEW YORK RANGERS

Date	Score	W Goal
16 Feb '09	NYR 1 @ STL 2	Brandon Crombeen

Date	Score	W Goal
	no games	

BLUES										RANGERS									
Player	Individual Scoring									Player	Individual Scoring								
	GP	G	A	P	+/-	PIM	PP	SH	GP		G	A	P	+/-	PIM	PP	SH		
Carlo Colaiacovo	1	1	0	1	1	2	0	0		Lauri Korpikoski	1	1	0	1	0	0	0	0	
Brandon Crombeen	1	1	0	1	1	2	0	0		Ryan Callahan	1	0	1	1	1	0	0	0	
Barret Jackman	1	0	1	1	2	0	0	0		Scott Gomez	1	0	1	1	0	0	0	0	
Jay McClement	1	0	1	1	1	0	0	0		Blair Betts	1	0	0	0	0	0	0	0	
Andy McDonald	1	0	1	1	0	0	0	0		Chris Drury	1	0	0	0	-1	0	0	0	
David Backes	1	0	0	0	0	0	0	0		Brandon Dubinsky	1	0	0	0	-1	0	0	0	
Patrik Berglund	1	0	0	0	0	0	0	0		Daniel Girardi	1	0	0	0	0	0	0	0	
Brad Boyes	1	0	0	0	0	0	0	0		Dmitri Kalinin	1	0	0	0	0	0	0	0	
Cam Janssen	1	0	0	0	0	5	0	0		Markus Naslund	1	0	0	0	-1	4	0	0	
T.J. Oshie	1	0	0	0	0	0	0	0		Colton Orr	1	0	0	0	0	5	0	0	
David Perron	1	0	0	0	0	0	0	0		Petr Prucha	1	0	0	0	0	0	0	0	
Alexander Steen	1	0	0	0	1	0	0	0		Wade Redden	1	0	0	0	0	0	0	0	
Tyson Strachan	1	0	0	0	0	5	0	0		Erik Reitz	1	0	0	0	0	2	0	0	
Keith Tkachuk	1	0	0	0	0	0	0	0		Michal Rozsival	1	0	0	0	-1	0	0	0	
Steve Wagner	1	0	0	0	-1	0	0	0		Fredrik Sjostrom	1	0	0	0	0	0	0	0	
Mike Weaver	1	0	0	0	1	2	0	0		Marc Staal	1	0	0	0	-1	0	0	0	
Brad Winchester	1	0	0	0	0	0	0	0		Aaron Voros	1	0	0	0	0	5	0	0	
Jeff Woywitka	1	0	0	0	-1	0	0	0		Nikolai Zherdev	1	0	0	0	-1	0	0	0	
Power Play: 0-3 0.0% / Penalty Killing: 3-3 100.0%										Power Play: 0-3 0.0% / Penalty Killing: 3-3 100.0%									

Power Play: 0-3 0.0% / Penalty Killing: 3-3 100.0%

Power Play: 0-3 0.0% / Penalty Killing: 3-3 100.0%

BLUES											Goaltending					RANGERS																			
Goalie	GP	Min	W	L	OT	GA	SA	SV	GAA	SV%	Goalie	GP	Min	W	L	OT	GA	SA	SV	GAA	SV%														
Chris Mason	1	60	1	0	0	1	20	19	1.00	.950	Henrik Lundqvist	1	59	0	1	0	2	33	31	2.04	.939														
BLUES											Goals by Period					RANGERS																			
1st											2nd					3rd					OT					Total									
Goals											0					1					0					0					1				
BLUES											Shots by Period					RANGERS																			
1st											2nd					3rd					OT					Total									
Shots											6					13					14					0					33				
											7					9					4					0					20				

* - Overtime ** - Shootout

All-Time Series vs New York																											
Year	HOME W-L-T-OTL	ROAD W-L-T-OTL	OVERALL W-L-T-OTL	Year	HOME W-L-T-OTL	ROAD W-L-T-OTL	OVERALL W-L-T-OTL	Year	HOME W-L-T-OTL	ROAD W-L-T-OTL	OVERALL W-L-T-OTL	Year	HOME W-L-T-OTL	ROAD W-L-T-OTL	OVERALL W-L-T-OTL	Year	HOME W-L-T-OTL	ROAD W-L-T-OTL	OVERALL W-L-T-OTL	Year	HOME W-L-T-OTL	ROAD W-L-T-OTL	OVERALL W-L-T-OTL	Year	HOME W-L-T-OTL	ROAD W-L-T-OTL	OVERALL W-L-T-OTL
1967-68	1-1-0	0-2-0	1-3-0	1981-82	0-0-1	0-2-0	0-2-1	1995-96	0-0-1	0-0-1	0-0-2	2009-10	0-0-1	0-0-1	0-0-2	2013-14	0-0-1	0-0-1	0-0-2	2017-18	0-0-1	0-0-1	0-0-2	2021-22	0-0-1	0-0-1	0-0-2
1968-69	0-1-2	1-2-0	1-3-2	1982-83	0-1-1	0-1-0	0-2-1	1996-97	1-0-0	0-1-0	1-1-0	2000-01	0-1-0	0-1-0	0-2-0	2004-05	0-0-1	0-0-1	0-0-2	2008-09	0-0-1	0-0-1	0-0-2	2022-23	0-0-1	0-0-1	0-0-2
1969-70	2-1-0	0-3-0	2-4-0	1983-84	1-0-0	0-2-0	1-2-0	1997-98	1-0-0	0-1-0	1-1-0	2001-02	0-1-0	0-1-0	0-2-0	2005-06	0-0-1	0-0-1	0-0-2	2009-10	0-0-1	0-0-1	0-0-2	2023-24	0-0-1	0-0-1	0-0-2
1970-71	2-1-0	0-2-1	2-3-1	1984-85	0-1-1	0-1-0	0-2-1	1998-99	0-1-0	0-1-0	0-2-0	2002-03	0-0-1-0	0-0-1-0	0-0-2-0	2006-07	0-0-1	0-0-1	0-0-2	2010-11	0-0-1	0-0-1	0-0-2	2024-25	0-0-1	0-0-1	0-0-2
1971-72	1-2-0	0-3-0	1-5-0	1985-86	1-0-0	0-1-1	1-1-1	1999-00	0-1-0-0	0-1-0-0	0-2-0-0	2003-04	0-0-1-0	0-0-1-0	0-0-2-0	2007-08	0-0-1	0-0-1	0-0-2	2011-12	0-0-1	0-0-1	0-0-2	2025-26	0-0-1	0-0-1	0-0-2
1972-73	0-3-0	0-2-0	0-5-0	1986-87	2-0-0	0-1-0	2-1-0	2000-01	DNP	0-0-0-0	0-0-0-0	2004-05	0-0-1-0	0-0-1-0	0-0-2-0	2008-09	0-0-1	0-0-1	0-0-2	2012-13	0-0-1	0-0-1	0-0-2	2026-27	0-0-1	0-0-1	0-0-2
1973-74	1-0-1	0-3-0	1-3-1	1987-88	0-1-0	0-2-0	0-3-0	2001-02	0-1-0-0	0-1-0-0	0-2-0-0	2005-06	0-0-1	0-0-1	0-0-2	2009-10	0-0-1	0-0-1	0-0-2	2013-14	0-0-1	0-0-1	0-0-2	2027-28	0-0-1	0-0-1	0-0-2
1974-75	1-1-0	0-2-1	1-3-1	1988-89	0-2-0	0-1-0	0-3-0	2002-03	0-0-1-0	0-0-1-0	0-0-2-0	2006-07	0-0-1	0-0-1	0-0-2	2010-11	0-0-1	0-0-1	0-0-2	2014-15	0-0-1	0-0-1	0-0-2	2028-29	0-0-1	0-0-1	0-0-2
1975-76	2-1-0	0-2-0	2-3-0	1989-90	1-0-0	1-0-1	2-0-1	2003-04	0-0-1-0	0-0-1-0	0-0-2-0	2007-08	0-0-1	0-0-1	0-0-2	2011-12	0-0-1	0-0-1	0-0-2	2015-16	0-0-1	0-0-1	0-0-2	2029-30	0-0-1	0-0-1	0-0-2
1976-77	2-0-0	0-2-1	2-2-1	1990-91	0-1-1	1-0-0	1-1-1	2004-05	0-0-1-0	0-0-1-0	0-0-2-0	2008-09	0-0-1	0-0-1	0-0-2	2012-13	0-0-1	0-0-1	0-0-2	2016-17	0-0-1	0-0-1	0-0-2	2030-31	0-0-1	0-0-1	0-0-2
1977-78	0-2-1	0-2-0	0-4-1	1991-92	0-2-0	1-0-0	1-2-0	2005-06	0-0-1	0-0-1	0-0-2	2009-10	0-0-1	0-0-1	0-0-2	2013-14	0-0-1	0-0-1	0-0-2	2017-18	0-0-1	0-0-1	0-0-2	2031-32	0-0-1	0-0-1	0-0-2
1978-79	2-1-0	0-2-0	2-3-0	1992-93	0-1-0	0-1-0	0-2-0	2006-07	DNP	0-0-0-0	0-0-0-0	2010-11	0-0-1	0-0-1	0-0-2	2014-15	0-0-1	0-0-1	0-0-2	2018-19	0-0-1	0-0-1	0-0-2	2032-33	0-0-1	0-0-1	0-0-2
1979-80	0-2-0	0-2-0	0-4-0	1993-94	0-1-0	0-1-0	0-2-0	2007-08	DNP	0-0-0-0	0-0-0-0	2011-12	0-0-1	0-0-1	0-0-2	2015-16	0-0-1	0-0-1	0-0-2	2019-20	0-0-1	0-0-1	0-0-2	2033-34	0-0-1	0-0-1	0-0-2
1980-81	2-0-0	2-0-0	4-0-0	1994-95	DNP	DNP	DNP	2008-09	1-0-0	0-0-0	1-0-0	2012-13	0-0-1	0-0-1	0-0-2	2016-17	0-0-1	0-0-1	0-0-2	2020-21	0-0-1	0-0-1	0-0-2	2034-35	0-0-1	0-0-1	0-0-2

All-Time Series Facts										
Shutouts For:	None		Overtime Record:		0-3-6		Shutout Record:		0-1	
Shutouts Against:	11 (7 home, 4 road)		Overtime at Home:		0-3-3		Shutout at Home:		0-0	
Last STL SO:	None		Overtime on Road:		0-0-3		Shutout on Road:		0-1	
Last NYR SO:	Jan. 2, 1999 (0-1 @ STL)		2008-09 OT Record:		0-0		2008-09 SO Record:		0-0	



OTTAWA SENATORS VS. ST. LOUIS BLUES

Summary: Won-0 Lost-1 OT-0

at ST LOUIS BLUES										at OTTAWA SENATORS									
Date	Score	W Goal								Date	Score	W Goal							
29 Jan '09	OTT 3 @ STL 1	Peter Regin										no games							
BLUES										SENATORS									
Individual Scoring										Individual Scoring									
Player	GP	G	A	P	+/-	PIM	PP	SH		Player	GP	G	A	P	+/-	PIM	PP	SH	
Brad Winchester	1	1	0	1	0	0	0	0		Mike Fisher	1	2	0	2	2	0	0	1	
David Backes	1	0	1	1	-1	2	0	0		Peter Regin	1	1	0	1	1	0	0	0	
Jeff Woywitka	1	0	1	1	-1	4	0	0		Daniel Alfredsson	1	0	1	1	1	0	0	0	
Patrik Berglund	1	0	0	0	-1	0	0	0		Brendan Bell	1	0	0	0	-1	0	0	0	
Brad Boyes	1	0	0	0	-1	0	0	0		Nick Foligno	1	0	0	0	0	2	0	0	
Carlo Colaiacovo	1	0	0	0	0	0	0	0		Dany Heatley	1	0	0	0	0	0	0	0	
Brandon Crombeen	1	0	0	0	0	0	0	0		Chris Kelly	1	0	0	0	1	0	0	0	
Dan Hinote	1	0	0	0	0	0	0	0		Filip Kuba	1	0	0	0	2	0	0	0	
Barret Jackman	1	0	0	0	-1	2	0	0		Brian Lee	1	0	0	0	1	0	0	0	
Cam Janssen	1	0	0	0	0	0	0	0		Dean McAmmond	1	0	0	0	-1	0	0	0	
Jay McClement	1	0	0	0	0	0	0	0		Chris Neil	1	0	0	0	1	2	0	0	
Jay McKee	1	0	0	0	-1	0	0	0		Chris Phillips	1	0	0	0	0	0	0	0	
T.J. Oshie	1	0	0	0	-1	2	0	0		Jarkko Ruutu	1	0	0	0	0	2	0	0	
David Perron	1	0	0	0	-2	0	0	0		Jason Smith	1	0	0	0	1	0	0	0	
Alexander Steen	1	0	0	0	0	0	0	0		Jason Spezza	1	0	0	0	0	0	0	0	
Tyson Strachan	1	0	0	0	0	0	0	0		Antoine Vermette	1	0	0	0	1	0	0	0	
Keith Tkachuk	1	0	0	0	-2	0	0	0		Anton Volchenkov	1	0	0	0	1	0	0	0	
Mike Weaver	1	0	0	0	0	0	0	0		Jesse Winchester	1	0	0	0	-1	0	0	0	
Power Play: 0-3 0.0% / Penalty Killing: 5-5 100.0%										Power Play: 0-5 0.0% / Penalty Killing: 3-3 100.0%									

Power Play: 0-3 0.0% / Penalty Killing: 5-5 100.0%

Power Play: 0-5 0.0% / Penalty Killing: 3-3 100.0%

BLUES										Goaltending									
Goalie	GP	Min	WLOT	GA	SA	SV	GAA	SV%		Goalie	GP	Min	WLOT	GA	SA	SV	GAA	SV%	
Chris Mason	1	59	0-1-0	2	29	27	2.02	.931		Brian Elliott	1	60	1-0-0	1	23	22	1.00	.957	
BLUES										SENATORS									
Goals by Period										Goals by Period									
1st	2nd	3rd	OT	Total						1st	2nd	3rd	OT	Total					
Goals	1	0	0	0	1					Goals	1	0	2	0	3				
BLUES										SENATORS									
Shots by Period										Shots by Period									
1st	2nd	3rd	OT	Total						1st	2nd	3rd	OT	Total					
Shots	5	9	9	0	23					Shots	10	12	8	0	30				

* - Overtime ** - Shootout

All-Time Series vs Ottawa

HOME				ROAD				OVERALL			
Year	W-L-T-OTL	W-L-T-OTL	W-L-T-OTL	Year	W-L-T-OTL	W-L-T-OTL	W-L-T-OTL	Year	W-L-T-OTL	W-L-T-OTL	W-L-T-OTL
1992-93	1-0-0	1-0-0	2-0-0	1998-99	0-1-0	1-0-0	1-1-0	2005-06	DNP	DNP	DNP
1993-94	1-0-0	1-0-0	2-0-0	1999-00	1-0-0-0	1-0-0-0	2-0-0-0	2006-07	0-1-0	DNP	0-1-0
1994-95	DNP	DNP	DNP	2000-01	DNP	0-1-0-0	0-1-0-0	2007-08	DNP	0-1-0	0-1-0
1995-96	0-1-0	0-1-0	0-2-0	2001-02	1-0-0-0	0-1-0-0	1-1-0-0	2008-09	0-1-0	DNP	0-1-0
1996-97	0-0-1	1-0-0	1-0-1	2002-03	0-0-1-0	DNP	0-0-1-0	TOTALS	4-5-2-0	6-5-0-0	10-10-2-0
1997-98	0-1-0	1-0-0	1-1-0	2003-04	DNP	0-1-0-0	0-1-0-0				

All-Time Series Facts

Shutouts For:	None	Overtime Record:	0-0-2	Shootout Record:	0-0
Shutouts Against:	None	Overtime at Home:	0-0-2	Shootout at Home:	0-0
Last STL SO:	None	Overtime on Road:	0-0-0	Shootout on Road:	0-0
Last ANA SO:	None	2008-09 OT Record:	0-0	2008-09 SO Record:	0-0

Blues vs. the NHL

PHILADELPHIA FLYERS VS. ST. LOUIS BLUES

Summary: Won-1 Lost-0 OT-0

at ST LOUIS BLUES										at PHILADELPHIA FLYERS									
Date	Score	W Goal								Date	Score	W Goal							
31 Jan '09	PHI 0 @ STL 4	Jay McClement								no games									
BLUES										FLYERS									
Individual Scoring										Individual Scoring									
Player	GP	G	A	P	+/-	PIM	PP	SH	Player	GP	G	A	P	+/-	PIM	PP	SH		
Brad Boyes	1	0	2	2	1	0	0	0	Andrew Alberts	1	0	0	0	0	2	0	0		
T.J. Oshie	1	0	2	2	1	2	0	0	Arron Asham	1	0	0	0	-1	7	0	0		
David Backes	1	1	0	1	0	2	1	0	Matthew Carle	1	0	0	0	-2	2	0	0		
Patrik Berglund	1	1	0	1	0	0	1	0	Jeff Carter	1	0	0	0	0	0	0	0		
Carlo Colaiacovo	1	1	0	1	1	0	0	0	Riley Cote	1	0	0	0	-1	12	0	0		
Jay McClement	1	1	0	1	1	2	0	0	Simon Gagne	1	0	0	0	0	2	0	0		
Alexander Steen	1	0	1	1	0	4	0	0	Claude Giroux	1	0	0	0	-1	2	0	0		
Keith Tkachuk	1	0	1	1	1	0	0	0	Scott Hartnell	1	0	0	0	-1	2	0	0		
Brad Winchester	1	0	1	1	1	4	0	0	Mike Knuble	1	0	0	0	0	2	0	0		
Brandon Crombeen	1	0	0	0	0	4	0	0	Lasse Kukkonen	1	0	0	0	0	0	0	0		
Dan Hinote	1	0	0	0	0	5	0	0	Joffrey Lupul	1	0	0	0	-1	2	0	0		
Barret Jackman	1	0	0	0	0	0	0	0	Glen Metropolit	1	0	0	0	-1	0	0	0		
Cam Janssen	1	0	0	0	0	5	0	0	Darroll Powe	1	0	0	0	0	2	0	0		
Jay McKee	1	0	0	0	1	0	0	0	Mike Richards	1	0	0	0	0	5	0	0		
David Perron	1	0	0	0	1	0	0	0	Luca Sbisa	1	0	0	0	-2	0	0	0		
Tyson Strachan	1	0	0	0	1	2	0	0	Kimmo Timonen	1	0	0	0	0	0	0	0		
Mike Weaver	1	0	0	0	0	0	0	0	Scottie Upshall	1	0	0	0	0	0	0	0		
Jeff Woywitka	1	0	0	0	1	2	0	0	Ossi Vaananen	1	0	0	0	0	0	0	0		
Power Play: 2-8 25.0% / Penalty Killing: 11-11 100.0%										Power Play: 0-11 0.0% / Penalty Killing: 6-8 75.0%									

Power Play: 2-8 25.0% / Penalty Killing: 11-11 100.0%

Power Play: 0-11 0.0% / Penalty Killing: 6-8 75.0%

BLUES										Goaltending										FLYERS									
Goaltie	GP	Min	WLOT	GA	SA	SV	GAA	SV%		Goaltie	GP	Min	WLOT	GA	SA	SV	GAA	SV%											
Chris Mason	1	60	1-0-0	0	36	36	0.00	1.000		Antero Niittymaki	1	59	0-1-0	4	35	31	4.03	.886											
BLUES										Goals by Period										FLYERS									
	1st	2nd	3rd	OT	Total						1st	2nd	3rd	OT	Total														
Goals	1	2	1	0	4						no goals																		
BLUES										Shots by Period										FLYERS									
	1st	2nd	3rd	OT	Total						1st	2nd	3rd	OT	Total														
Shots	12	14	9	0	35					Shots	9	12	15	0	36														

* - Overtime ** - Shootout

All-Time Series vs Philadelphia											
Year	HOME W-L-T-OTL	ROAD W-L-T-OTL	OVERALL W-L-T-OTL	Year	HOME W-L-T-OTL	ROAD W-L-T-OTL	OVERALL W-L-T-OTL	Year	HOME W-L-T-OTL	ROAD W-L-T-OTL	OVERALL W-L-T-OTL
1967-68	1-4-0	0-3-2	1-7-2	1981-82	0-2-0	0-1-0	0-3-0	1995-96	0-1-0	0-0-1	0-1-1
1968-69	4-0-0	2-1-1	6-1-1	1982-83	0-1-0	0-2-0	0-3-0	1996-97	1-0-0	0-1-0	1-1-0
1969-70	3-0-1	2-1-1	5-1-2	1983-84	2-0-0	0-1-0	2-1-0	1997-98	0-1-0	1-0-0	1-1-0
1970-71	1-1-1	2-0-1	3-1-2	1984-85	0-1-0	0-2-0	0-3-0	1998-99	1-0-0	0-1-0	1-1-0
1971-72	1-0-2	1-1-1	2-1-3	1985-86	1-1-0	0-1-0	1-2-0	1999-00	1-0-0-0	0-1-0-0	1-1-0-0
1972-73	1-1-1	0-2-0	1-3-1	1986-87	0-1-0	0-2-0	0-3-0	2000-01	0-0-0-1	0-1-0-0	0-1-0-1
1973-74	0-3-0	0-3-0	0-6-0	1987-88	1-1-0	0-1-0	1-2-0	2001-02	0-1-0-0	0-1-0-0	0-2-0-0
1974-75	2-1-0	0-2-0	2-3-0	1988-89	1-0-0	2-0-0	3-0-0	2002-03	0-0-0-1	1-0-0-0	1-0-0-1
1975-76	1-0-1	0-3-0	1-3-1	1989-90	1-1-0	0-1-0	1-2-0	2003-04	0-1-0-0	DNP	0-1-0-0
1976-77	0-3-0	0-2-0	0-5-0	1990-91	0-1-0	1-0-1	1-1-1	2005-06	0-1-0	DNP	0-1-0
1977-78	1-1-0	0-3-0	1-4-0	1991-92	0-1-0	0-1-0	0-2-0	2006-07	DNP	0-0-1	0-0-1
1978-79	1-1-0	0-3-0	1-4-0	1992-93	1-0-0	0-1-0	1-1-0	2007-08	DNP	DNP	DNP
1979-80	0-1-1	0-1-1	0-2-2	1993-94	0-1-0	0-1-0	0-2-0	2008-09	1-0-0	DNP	1-0-0
1980-81	0-2-0	0-1-1	0-3-1	1994-95	DNP	DNP	DNP	TOTALS	26-34-7-2	12-45-11-0	38-79-18-2

All-Time Series Facts					
Shutouts For:	8 (5 home, 3 road)	Overtime Record:	2-3-2	Shutout Record:	0-0
Shutouts Against:	14 (6 home, 8 road)	Overtime at Home:	1-2-0	Shutout at Home:	0-0
Last STL SO:	Jan. 31, 2009 (4-0 @ STL)	Overtime on Road:	1-1-2	Shutout on Road:	0-0
Last PHI SO:	Feb. 9, 2002 (0-5 @ STL)	2008-09 OT Record:	0-0	2008-09 SO Record:	0-0



at ST LOUIS BLUES			at PHOENIX COYOTES		
Date	Score	W Goal	Date	Score	W Goal
24 Feb '09	PHX 1 @ STL 2	Jay McClement	07 Apr '09	STL 5 @ PHX 1	Brad Winchester
06 Dec '08	PHX 3 @ STL 4	Brandon Crombeen	28 Feb '09	STL 3 @ PHX 1	David Perron

Power Play: 2-8 25.0% / Penalty Killing: 12-14 85.7%Power Play: 2-14 14.3% / Penalty Killing: 6-8 75.0%

* - Overtime ** - Shootout

*Phoenix played as the Winnipeg Jets until the 1996-97 season

All-Time Series Facts

Blues vs. the NHL

PITTSBURGH PENGUINS VS. ST. LOUIS BLUES

Summary: Won-0 Lost-1 OT-0

at ST LOUIS BLUES									at PITTSBURGH PENGUINS												
Date		Score		W Goal					Date		Score		W Goal								
01 Nov '08		PIT 6 @ STL 3		Tyler Kennedy									no games								
BLUES									Individual Scoring				PENGUINS								
Player	GP	G	A	P	+/-	PIM	PP	SH	Player	GP	G	A	P	+/-	PIM	PP	SH				
Paul Kariya	1	0	2	2	1	0	0	0	Miroslav Satan	1	1	2	3	3	0	0	0				
David Perron	1	0	2	2	1	0	0	0	Tyler Kennedy	1	1	1	2	2	0	0	0				
Patrik Berglund	1	1	0	1	1	0	0	0	Evgeni Malkin	1	1	1	2	-1	0	1	0				
Barret Jackman	1	1	0	1	-2	0	0	0	Sidney Crosby	1	0	2	2	2	0	0	0				
T.J. Oshie	1	1	0	1	1	0	0	0	Alex Goligoski	1	1	0	1	0	0	0	0				
David Backes	1	0	1	1	0	2	0	0	Jordan Staal	1	1	0	1	3	0	0	0				
Jay McClement	1	0	1	1	-1	0	0	0	Maxime Talbot	1	1	0	1	3	2	0	0				
Brad Boyes	1	0	0	0	-3	0	0	0	Matt Cooke	1	0	1	1	0	0	0	0				
Eric Brewer	1	0	0	0	-1	4	0	0	Hal Gill	1	0	1	1	-1	2	0	0				
Dan Hinote	1	0	0	0	-1	0	0	0	Kristopher Letang	1	0	1	1	3	0	0	0				
Cam Janssen	1	0	0	0	-2	0	0	0	Brooks Orpik	1	0	1	1	3	2	0	0				
Andy McDonald	1	0	0	0	-2	0	0	0	Darryl Sydor	1	0	1	1	0	0	0	0				
Jay McKee	1	0	0	0	1	2	0	0	Petr Sykora	1	0	1	1	-2	2	0	0				
Alex Pietrangelo	1	0	0	0	0	0	0	0	Eric Godard	1	0	0	0	-1	0	0	0				
Roman Polak	1	0	0	0	1	0	0	0	Christopher Minard	1	0	0	0	-1	0	0	0				
Lee Stempniak	1	0	0	0	-2	0	0	0	Janne Pesonen	1	0	0	0	-1	0	0	0				
Keith Tkachuk	1	0	0	0	-2	2	0	0	Rob Scuderi	1	0	0	0	-1	0	0	0				
Steve Wagner	1	0	0	0	-1	0	0	0	Michael Zigomanis	1	0	0	0	-1	0	0	0				
Power Play: 0-3 0.0% / Penalty Killing: 4-5 80.0%									Power Play: 1-5 20.0% / Penalty Killing: 3-3 100.0%												

Power Play: 0-3 0.0% / Penalty Killing: 4-5 80.0%

Power Play: 1-5 20.0% / Penalty Killing: 3-3 100.0%

BLUES									Goaltending				PENGUINS							
Goalie	GP	Min	WLOT	GA	SA	SV	GAA	SV%	Goalie	GP	Min	WLOT	GA	SA	SV	GAA	SV%			
Chris Mason	1	58	0-1-0	5	27	22	5.21	.815	Marc-Andre Fleury	1	60	1-0-0	3	22	19	3.01	.864			
BLUES									Goals by Period				PENGUINS							
		1st	2nd	3rd	OT	Total					1st	2nd	3rd	OT	Total					
Goals		2	0	1	0	3			Goals		1	3	2	0	6					
BLUES									Shots by Period				PENGUINS							
		1st	2nd	3rd	OT	Total					1st	2nd	3rd	OT	Total					
Shots		4	6	12	0	22			Shots		8	10	10	0	28					

* - Overtime ** - Shootout

All-Time Series vs Pittsburgh											
HOME			ROAD			OVERALL			HOME		
Year	W-L-T-OTL	W-L-T-OTL	Year	W-L-T-OTL	W-L-T-OTL	Year	W-L-T-OTL	W-L-T-OTL	Year	W-L-T-OTL	W-L-T-OTL
1967-68	3-2-0	3-2-0	1981-82	2-0-0	0-1-0	1995-96	1-0-0	0-1-0	1995-96	1-0-0	0-1-0
1968-69	2-1-1	2-2-0	1982-83	1-0-0	2-0-0	1996-97	0-1-0	0-1-0	1996-97	0-1-0	0-2-0
1969-70	4-0-0	1-1-2	1983-84	2-0-0	0-0-1	1997-98	1-0-0	0-1-0	1997-98	1-0-0	1-1-0
1970-71	2-0-1	1-0-2	1984-85	1-0-0	1-1-0	1998-99	0-1-0	0-1-0	1998-99	0-1-0	0-2-0
1971-72	1-2-0	2-1-0	1985-86	0-2-0	1-0-0	1999-00	DNP	0-1-0-0	1999-00	DNP	0-1-0-0
1972-73	2-1-0	0-2-0	1986-87	0-0-1	0-1-1	2000-01	1-0-0-0	0-1-0-0	2000-01	1-0-0-0	1-1-0-0
1973-74	2-1-0	1-1-1	1987-88	2-0-0	1-0-0	2001-02	1-0-0-0	1-0-0-0	2001-02	1-0-0-0	2-0-0-0
1974-75	1-0-1	0-1-1	1988-89	1-0-0	0-1-1	2002-03	DNP	0-0-0-1	2002-03	DNP	0-0-0-1
1975-76	1-1-0	1-1-0	1989-90	2-0-0	1-0-0	2003-04	1-0-0-0	DNP	2003-04	1-0-0-0	DNP
1976-77	1-1-0	0-2-0	1990-91	1-0-0	1-1-0	2005-06	1-0-0	DNP	2005-06	1-0-0	DNP
1977-78	1-1-0	0-1-1	1991-92	1-0-0	0-1-0	2006-07	DNP	1-0-0	2006-07	DNP	1-0-0
1978-79	1-1-0	0-1-1	1992-93	1-0-0	0-1-0	2007-08	DNP	DNP	2007-08	DNP	DNP
1979-80	1-0-1	1-1-0	1993-94	0-0-1	0-0-1	2008-09	0-1-0	DNP	2008-09	0-1-0	DNP
1980-81	2-0-0	0-2-0	1994-95	DNP	DNP	TOTALS	44-16-6-0	21-31-12-1	TOTALS	44-16-6-0	21-31-12-1

All-Time Series Facts											
Shutouts For:			Overtime Record:			Shutout Record:			0-0		
Shutouts Against:			Overtime at Home:			Shutout at Home:			0-0		
Last STL SO:			Overtime on Road:			Shutout on Road:			0-0		
Last PIT SO:			2008-09 OT Record:			2008-09 SO Record:			0-0		

SAN JOSE SHARKS VS. ST. LOUIS BLUES

Summary: Won-2 Lost-1 OT-1

at ST LOUIS BLUES									at SAN JOSE SHARKS								
Date	Score	W Goal							Date	Score	W Goal						
12 Mar '09	SJS 1 @ STL 3	Brad Boyes							13 Dec '08	STL 4 @ SJS 5	Patrick Marleau						
27 Dec '08 **	SJS 2 @ STL 3	Brad Winchester							06 Nov '08 **	STL 4 @ SJS 5	Ryanne Clowe						

Individual Scoring																	
BLUES									SHARKS								
Player	GP	G	A	P	+/-	PIM	PP	SH	Player	GP	G	A	P	+/-	PIM	PP	SH
David Perron	4	1	3	4	0	0	0	0	Joe Thornton	4	1	5	6	1	0	0	0
Brad Winchester	3	3	0	3	0	2	1	0	Patrick Marleau	4	3	2	5	-1	2	1	0
David Backes	4	2	1	3	1	18	0	0	Ryanne Clowe	4	3	0	3	1	0	1	0
Andy McDonald	2	2	1	3	3	2	0	0	Mike Grier	3	2	1	3	2	0	0	0
Lee Stempniak	1	1	2	3	2	0	0	0	Devin Setoguchi	4	1	2	3	-1	0	0	0
Patrik Berglund	3	0	3	3	3	0	0	0	Rob Blake	3	1	1	2	2	2	1	0
Brad Boyes	4	1	1	2	2	2	0	0	Jonathan Cheechoo	3	1	1	2	0	4	0	0
Barret Jackman	4	1	1	2	2	8	0	1	Dan Boyle	4	0	2	2	-1	2	0	0
Alexander Steen	2	0	2	2	-1	2	0	0	Christian Ehrhoff	4	0	2	2	-4	4	0	0
Keith Tkachuk	4	1	0	1	1	0	1	0	Brad Lukowich	3	0	2	2	1	2	0	0
Brandon Crombeen	3	1	0	1	-1	0	0	0	Milan Michalek	4	0	1	1	-2	4	0	0
Jay McClement	4	0	1	1	-3	0	0	0	Marcel Goc	3	0	1	1	-2	0	0	0
Roman Polak	4	0	1	1	-1	4	0	0	Tomas Pihlak	3	0	1	1	-1	0	0	0
Jay McKee	3	0	1	1	1	0	0	0	Lukas Kaspar	1	0	1	1	0	2	0	0
Yan Stastny	3	0	1	1	-2	4	0	0	Jeremy Roenick	1	0	1	1	1	0	0	0
Mike Weaver	3	0	1	1	0	0	0	0	Douglas Murray	4	0	0	0	-3	4	0	0
Alex Pietrangelo	1	0	1	1	1	0	0	0	Joe Pavelski	4	0	0	0	-4	2	0	0
Dan Hinote	4	0	0	0	1	8	0	0	Marc-Edouard Vlasic	4	0	0	0	2	2	0	0
Carlo Colaiacovo	3	0	0	0	1	0	0	0	Jody Shelley	3	0	0	0	-1	9	0	0
Cam Janssen	3	0	0	0	1	5	0	0	Tom Cavanagh	2	0	0	0	-1	2	0	0
Jeff Woywitka	3	0	0	0	-2	2	0	0	Jamie McGinn	2	0	0	0	1	2	0	0
Eric Brewer	1	0	0	0	1	2	0	0	Alexei Semenov	2	0	0	0	0	2	0	0
David Koci	1	0	0	0	-1	0	0	0	Derek Joslin	1	0	0	0	-1	0	0	0
T.J. Oshie	1	0	0	0	0	4	0	0	Travis Moen	1	0	0	0	-1	0	0	0
Cam Paddock	1	0	0	0	-1	0	0	0	Brad Staubitz	1	0	0	0	0	2	0	0
Tyson Strachan	1	0	0	0	1	0	0	0	Power Play: 3-23 13.0% / Penalty Killing: 16-18 88.9%								
Steve Wagner	1	0	0	0	0	0	0	0									
Trent Whittfield	1	0	0	0	1	0	0	0									

Power Play: 2-18 11.1% / Penalty Killing: 20-23 87.0%

Power Play: 2-18 11.1% / Penalty Killing: 20-23 87.0%

Goaltending																	
BLUES					SHARKS												
Goalie	GP	Min	WLOT	GA	SA	SV	GAA	SV%	Goalie	GP	Min	WLOT	GA	SA	SV	GAA	SV%
Manny Legace	1	65	1-0-0	2	26	24	1.85	.923	Evgeni Nabokov	3	189	2-0-1	10	90	80	3.17	.889
Chris Mason	2	119	1-1-0	6	63	57	3.04	.905	Brian Boucher	1	58	0-1-0	2	25	23	2.08	.920
Ben Bishop	1	65	0-0-1	4	43	39	3.70	.907									

Goals by Period											
BLUES					SHARKS						
	1st	2nd	3rd	OT	Total		1st	2nd	3rd	OT	Total
Goals	5	3	5	0	13	Goals	3	4	5	0	12

Shots by Period											
BLUES					SHARKS						
	1st	2nd	3rd	OT	Total		1st	2nd	3rd	OT	Total
Shots	26	36	48	6	116	Shots	36	45	45	6	132

* - Overtime ** - Shootout

All-Time Series vs San Jose

HOME				ROAD				OVERALL			
Year	W-L-T-OTL	W-L-T-OTL	W-L-T-OTL	Year	W-L-T-OTL	W-L-T-OTL	W-L-T-OTL	Year	W-L-T-OTL	W-L-T-OTL	W-L-T-OTL
1991-92	2-0-0	1-0-0	3-0-0	1998-99	0-2-0	1-0-1	1-2-1	2006-07	0-2-0	1-0-1	1-2-1
1992-93	2-0-0	1-0-0	3-0-0	1999-00	2-0-1-0	2-0-0-0	4-0-1-0	2007-08	0-2-0	0-2-0	0-4-0
1993-94	2-1-0*	2-0-0	4-1-0	2000-01	1-0-0-1	1-1-0-0	2-1-0-1	2008-09	2-0-0	0-1-1	2-1-1
1994-95	2-0-0	2-0-0	4-0-0	2001-02	1-1-0-0	2-0-0-0	3-1-0-0	TOTALS	20-14-1-1	21-8-3-0	41-22-4-1
1995-96	2-0-0	1-1-0	3-1-0	2002-03	1-1-0-0	2-0-0-0	3-1-0-0	*Neutral site game played in Sacramento, CA on 10-21-93 is credited as a Blues' home game. (W)			
1996-97	0-2-0	2-0-0	2-2-0	2003-04	1-1-0-0	1-1-0-0	2-2-0-0				
1997-98	2-0-0	1-1-0	3-1-0	2005-06	0-2-0	1-1-0	1-3-0				

All-Time Series Facts

Shutouts For:	5 (2 home, 3 road)	Overtime Record:	2-2-2	Shutout Record:	2-1
Shutouts Against:	5 (4 home, 1 road)	Overtime at Home:	1-1-1	Shutout at Home:	1-0
Last STL SO:	Jan. 20, 2007 (1-0 @ SJ)	Overtime on Road:	1-1-1	Shutout on Road:	1-1
Last SJ SO:	March 1, 2008 (0-2 @ STL)	2008-09 OT Record:	0-0	2008-09 SO Record:	1-1

Blues vs. the NHL

TAMPA BAY LIGHTNING VS. ST. LOUIS BLUES

Summary: Won-1 Lost-0 OT-0

at ST LOUIS BLUES										at TAMPA BAY LIGHTNING									
Date	Score	W Goal								Date	Score	W Goal							
no games										06 Mar '09 * STL 4 @ TBL 3 Brad Boyes									
BLUES										LIGHTNING									
Individual Scoring										Individual Scoring									
Player	GP	G	A	P	+/-	PIM	PP	SH		Player	GP	G	A	P	+/-	PIM	PP	SH	
Andy McDonald	1	1	3	4	2	0	1	0		Martin St. Louis	1	1	1	2	1	0	1	0	
Brad Boyes	1	1	2	3	1	0	0	0		Steven Stamkos	1	1	1	2	1	0	0	0	
David Backes	1	1	1	2	0	2	0	0		Matt Pettinger	1	1	0	1	-1	0	0	0	
Keith Tkachuk	1	1	0	1	0	0	0	0		Evgeny Artyukhin	1	0	1	1	1	0	0	0	
Carlo Colaiacovo	1	0	1	1	1	0	0	0		Jeff Halpern	1	0	1	1	-1	0	0	0	
T.J. Oshie	1	0	1	1	0	0	0	0		Vincent Lecavalier	1	0	1	1	1	0	0	0	
Patrik Berglund	1	0	0	0	0	2	0	0		Cory Murphy	1	0	1	1	1	0	0	0	
Brandon Crombeen	1	0	0	0	0	0	0	0		Ryan Craig	1	0	0	0	-2	2	0	0	
Barret Jackman	1	0	0	0	-1	0	0	0		Adam Hall	1	0	0	0	0	2	0	0	
Cam Janssen	1	0	0	0	0	0	0	0		Martins Karsums	1	0	0	0	-1	0	0	0	
Jay McClement	1	0	0	0	0	0	0	0		David Koci	1	0	0	0	0	0	0	0	
Jay McKee	1	0	0	0	1	0	0	0		Lukas Krajcek	1	0	0	0	-1	0	0	0	
David Perron	1	0	0	0	0	2	0	0		Josef Melichar	1	0	0	0	-1	4	0	0	
Roman Polak	1	0	0	0	0	0	0	0		Vaclav Prospal	1	0	0	0	1	2	0	0	
Alexander Steen	1	0	0	0	0	0	0	0		Brandon Segal	1	0	0	0	0	0	0	0	
Mike Weaver	1	0	0	0	0	0	0	0		Matt Smaby	1	0	0	0	-1	0	0	0	
Brad Winchester	1	0	0	0	-1	0	0	0		Noah Welch	1	0	0	0	-1	2	0	0	
Jeff Woywitka	1	0	0	0	1	2	0	0		Power Play: 1-3 33.3% / Penalty Killing: 4-5 80.0%									
Power Play: 1-5 20.0% / Penalty Killing: 2-3 66.7%																			

BLUES									Goaltending					LIGHTNING								
Goalie	GP	Min	WLOT	GA	SA	SV	GAA	SV%		Goalie	GP	Min	WLOT	GA	SA	SV	GAA	SV%				
Chris Mason	1	60	1-0-0	3	23	20	2.98	.870		Karri Ramo	1	60	0-0-1	4	36	32	4.00	.889				
BLUES									Goals by Period					LIGHTNING								
	1st	2nd	3rd	OT	Total						1st	2nd	3rd	OT	Total							
Goals	0	2	1	1	4					Goals	0	0	3	0	3							
BLUES									Shots by Period					LIGHTNING								
	1st	2nd	3rd	OT	Total						1st	2nd	3rd	OT	Total							
Shots	10	13	11	2	36					Shots	4	10	9	0	23							

* - Overtime ** - Shootout

All-Time Series vs Tampa Bay											
HOME			ROAD			OVERALL			HOME		
Year	W-L-T-OTL	W-L-T-OTL	Year	W-L-T-OTL	W-L-T-OTL	Year	W-L-T-OTL	W-L-T-OTL	Year	W-L-T-OTL	W-L-T-OTL
1992-93	2-1-0	2-1-1	1998-99	1-0-0	1-0-0	2005-06	DNP	0-1-0	2006-07	DNP	0-1-0
1993-94	1-0-0	0-1-0	1999-00	DNP	1-0-0-0	2006-07	DNP	DNP	2007-08	DNP	DNP
1994-95	DNP	DNP	2000-01	1-0-0-0	0-1-0-0	2007-08	0-1-0	DNP	2008-09	DNP	0-1-0
1995-96	1-0-0	1-0-0	2001-02	DNP	0-0-0-1	2008-09	DNP	1-0-0	TOTALS	10-2-0-0	5-5-3-1
1996-97	1-0-0	0-1-0	2002-03	1-0-0-0	DNP						
1997-98	1-0-0	0-0-1	2003-04	1-0-0-0	0-0-1-0						

All-Time Series Facts											
Shutouts For:			Overtime Record:			2-1-3			Shootout Record:		
Shutouts Against:			Overtime at Home:			1-0-0			Shootout at Home:		
Last STL SO:			Overtime on Road:			1-1-3			Shootout on Road:		
Last PIT SO:			2008-09 OT Record:			1-0			2008-09 SO Record:		



TORONTO MAPLE LEAFS VS. ST. LOUIS BLUES

Summary: Won-1 Lost-0 OT-0

at ST LOUIS BLUES										at TORONTO MAPLE LEAFS									
Date	Score	W Goal								Date	Score	W Goal							
no games										13 Oct '08 **	STL 5 @ TOR 4	Brad Boyes							
BLUES										MAPLE LEAFS									
Individual Scoring										Individual Scoring									
Player	GP	G	A	P	+/-	PIM	PP	SH		Player	GP	G	A	P	+/-	PIM	PP	SH	
Patrik Berglund	1	1	1	2	1	0	1	0		Nik Antropov	1	0	2	2	3	0	0	0	
Paul Kariya	1	1	1	2	0	0	0	0		Niklas Hagman	1	1	0	1	1	0	0	0	
Andy McDonald	1	0	2	2	-1	4	0	0		Tomas Kaberle	1	1	0	1	1	0	0	0	
Brad Boyes	1	1	0	1	-2	0	0	0		Nikolai Kulemin	1	1	0	1	-1	0	0	0	
Keith Tkachuk	1	1	0	1	-2	0	1	0		Alexei Ponikarovsky	1	1	0	1	1	0	0	0	
T.J. Oshie	1	0	1	1	1	0	0	0		Jason Blake	1	0	1	1	2	0	0	0	
David Perron	1	0	1	1	1	0	0	0		Jamal Mayers	1	0	1	1	1	0	0	0	
Steve Wagner	1	0	1	1	1	2	0	0		John Mitchell	1	0	1	1	0	0	0	0	
David Backes	1	0	0	0	-2	6	0	0		Mike Van Ryn	1	0	1	1	2	0	0	0	
Eric Brewer	1	0	0	0	1	0	0	0		Carlo Colaiacovo	1	0	0	0	0	0	0	0	
Barret Jackman	1	0	0	0	-2	0	0	0		Mikhail Grabovski	1	0	0	0	0	0	0	0	
Cam Janssen	1	0	0	0	0	2	0	0		Ryan Hollweg	1	0	0	0	0	15	0	0	
Jay McClement	1	0	0	0	-2	2	0	0		Pavel Kubina	1	0	0	0	0	4	0	0	
Jay McKee	1	0	0	0	-1	0	0	0		Dominic Moore	1	0	0	0	-1	4	0	0	
Alex Pietrangolo	1	0	0	0	-2	0	0	0		Luke Schenn	1	0	0	0	-1	2	0	0	
Roman Polak	1	0	0	0	-1	0	0	0		Alexander Steen	1	0	0	0	0	0	0	0	
Chris Porter	1	0	0	0	0	0	0	0		Anton Stralman	1	0	0	0	2	0	0	0	
Yan Stastny	1	0	0	0	0	0	0	0		Jiri Tlustý	1	0	0	0	0	0	0	0	
Power Play: 2-5 40.0% / Penalty Killing: 6-6 100.0%										Power Play: 0-6 0.0% / Penalty Killing: 3-5 60.0%									

Power Play: 2-5 40.0% / Penalty Killing: 6-6 100.0%

Power Play: 0-6 0.0% / Penalty Killing: 3-5 60.0%

BLUES										Goaltending					MAPLE LEAFS							
Goalie	GP	Min	WLOT	GA	SA	SV	GAA	SV%		Goalie	GP	Min	WLOT	GA	SA	SV	GAA	SV%				
Manny Legace	1	65	1-0-0	4	39	35	3.69	.897		Vesa Toskala	1	65	0-0-1	4	26	22	3.69	.846				
BLUES										Goals by Period					MAPLE LEAFS							
	1st	2nd	3rd	OT	Total						1st	2nd	3rd	OT	Total							
Goals	0	3	1	0	4					Goals	3	1	0	0	4							
BLUES										Shots by Period					MAPLE LEAFS							
	1st	2nd	3rd	OT	Total						1st	2nd	3rd	OT	Total							
Shots	4	10	9	3	26					Shots	15	10	12	2	39							

* - Overtime ** - Shootout

All-Time Series vs Toronto

Year	HOME W-L-T-OTL	ROAD W-L-T-OTL	OVERALL W-L-T-OTL	Year	HOME W-L-T-OTL	ROAD W-L-T-OTL	OVERALL W-L-T-OTL	Year	HOME W-L-T-OTL	ROAD W-L-T-OTL	OVERALL W-L-T-OTL
1967-68	1-0-1	1-1-0	2-1-1	1981-82	4-0-0	1-2-0	5-2-0	1995-96	0-2-1	1-2-0	1-4-1
1968-69	1-1-1	0-3-0	1-4-1	1982-83	2-1-1	1-2-1	3-3-2	1996-97	2-1-0	1-2-0	3-3-0
1969-70	2-1-0	0-3-0	2-4-0	1983-84	4-0-0	2-2-0	6-2-0	1997-98	2-0-0	2-1-0	4-1-0
1970-71	2-0-1	0-3-0	2-3-1	1984-85	3-0-1	1-3-0	4-3-1	1998-99	0-2-0	0-0-1	0-2-1
1971-72	0-3-0	2-1-0	2-4-0	1985-86	3-0-1	0-3-1	3-3-2	1999-00	1-1-0-0	1-0-0-0	2-1-0-0
1972-73	2-0-0	0-3-0	2-3-0	1986-87	4-0-0	1-2-1	5-2-1	2000-01	1-0-1-0	1-0-0-0	2-0-1-0
1973-74	2-0-1	0-2-0	2-2-1	1987-88	2-1-1	4-0-0	6-1-1	2001-02	0-0-0-1	1-0-0-0	1-0-0-1
1974-75	0-2-0	0-0-2	0-2-2	1988-89	4-0-0	2-2-0	6-2-0	2002-03	1-0-0-0	DNP	1-0-0-0
1975-76	0-1-1	0-1-1	0-2-2	1989-90	1-3-0	0-4-0	1-7-0	2003-04	DNP	1-0-0-0	1-0-0-0
1976-77	1-1-0	1-1-0	2-2-0	1990-91	3-1-0	2-2-0	5-3-0	2005-06	DNP	DNP	DNP
1977-78	0-1-1	0-1-1	0-2-2	1991-92	3-1-0	0-3-1	3-4-1	2006-07	0-1-0	DNP	0-1-0
1978-79	0-2-0	0-2-0	0-4-0	1992-93	0-2-1	0-2-2	0-4-3	2007-08	DNP	1-0-0	1-0-0
1979-80	1-1-0	1-1-0	2-2-0	1993-94	1-1-1	1-2-0	2-3-1	2008-09	DNP	1-0-0	1-0-0
1980-81	2-0-0	1-1-0	3-1-0	1994-95	3-0-0	1-1-0	4-1-0	TOTALS	58-30-14-1	32-58-11-0	90-88-25-1

All-Time Series Facts

Shutouts For:	8 (6 home, 2 road)	Overtime Record:	7-8-13	Shutout Record:	1-0
Shutouts Against:	8 (4 home, 4 road)	Overtime at Home:	5-3-7	Shutout at Home:	0-0
Last STL SO:	Nov. 4, 2000 (0-0 @ STL)	Overtime on Road:	2-5-6	Shutout on Road:	1-0
Last TOR SO:	Nov. 4, 2000 (0-0 @ STL)	2008-09 OT Record:	0-0	2008-09 SO Record:	1-0

Blues vs. the NHL

VANCOUVER CANUCKS VS. ST. LOUIS BLUES

Summary: Won-2 Lost-2 OT-0

at ST LOUIS BLUES				at VANCOUVER CANUCKS			
Date	Score		W Goal	Date	Score		W Goal
26 Mar '09	VAN 2 @ STL 4		David Perron	19 Mar '09	STL 0 @ VAN 3		Alex Burrows
10 Feb '09	VAN 6 @ STL 4		Jannik Hansen	09 Jan '09	STL 6 @ VAN 4		Brad Boyes

BLUES									Individual Scoring									CANUCKS								
Player	GP	G	A	P	+/-	PIM	PP	SH	Player	GP	G	A	P	+/-	PIM	PP	SH									
Patrik Berglund	4	1	5	6	1	0	0	0	Henrik Sedin	4	1	4	5	4	0	0	0									
T.J. Oshie	4	2	3	5	3	0	0	0	Daniel Sedin	4	1	4	5	4	2	1	0									
Keith Tkachuk	4	1	3	4	0	2	1	0	Willie Mitchell	4	2	2	4	6	6	0	0									
Carlo Colaiacovo	4	0	4	4	1	2	0	0	Alex Burrows	4	3	0	3	3	6	0	0									
David Backes	4	2	1	3	0	4	0	1	Pavol Demitra	4	1	2	3	0	4	0	0									
Brad Boyes	4	2	1	3	-4	0	2	0	Ryan Kesler	4	1	2	3	0	0	1	0									
Andy McDonald	3	2	1	3	-4	4	1	0	Kevin Bleksa	4	0	3	3	-1	7	0	0									
David Perron	4	1	2	3	0	6	1	0	Mats Sundin	4	2	0	2	-1	8	1	0									
Roman Polak	3	0	2	2	-1	0	0	0	Jannik Hansen	3	2	0	2	3	4	0	0									
Brandon Crombeen	4	1	0	1	-2	4	0	0	Taylor Pyatt	3	1	1	2	1	0	0	0									
Alexander Steen	4	1	0	1	-1	0	0	0	Mattias Ohlund	4	0	2	2	-1	0	0	0									
Steve Wagner	1	1	0	1	1	0	0	0	Mason Raymond	3	1	0	1	-3	2	0	0									
Barret Jackman	4	0	1	1	-5	4	0	0	Steve Bernier	4	0	1	1	-3	0	0	0									
Jeff Woywitka	4	0	1	1	-2	2	0	0	Alexander Edler	4	0	1	1	-2	2	0	0									
Mike Weaver	3	0	1	1	-1	0	0	0	Sami Salo	3	0	1	1	2	4	0	0									
Tyson Strachan	2	0	1	1	2	2	0	0	Kyle Wellwood	3	0	1	1	-2	0	0	0									
Yan Stastny	1	0	1	1	0	0	0	0	Darcy Hordichuk	4	0	0	0	1	0	0	0									
Jay McClement	4	0	0	0	-3	2	0	0	Ryan Johnson	4	0	0	0	0	2	0	0									
Brad Winchester	4	0	0	0	1	2	0	0	Shane O'Brien	2	0	0	0	2	4	0	0									
Dan Hinote	3	0	0	0	0	5	0	0	Rob Davison	1	0	0	0	0	0	0	0									
Jay McKee	3	0	0	0	-2	0	0	0	Lawrence Nycholat	1	0	0	0	-1	0	0	0									
Cam Janssen	1	0	0	0	0	0	0	0	Ossi Vaananen	1	0	0	0	2	0	0	0									

Power Play: 5-19 26.3% / Penalty Killing: 11-14 78.6%

Power Play: 3-14 21.4% / Penalty Killing: 14-19 73.7%

BLUES										Goaltending				CANUCKS									
Goalie	GP	Min	W	LOT	GA	SA	SV	GAA	SV%	Goalie	GP	Min	W	LOT	GA	SA	SV	GAA	SV%				
Chris Mason	3	175	1-2-0	10	73	63	3.44	.863		Roberto Luongo	3	180	2-1-0	8	90	82	2.67	.911					
Manny Legace	1	60	1-0-0	4	22	18	4.00	.818		Jason LaBarbera	1	60	0-1-0	6	36	30	6.00	.833					

BLUES						Goals by Period						CANUCKS					
	1st	2nd	3rd	OT	Total		1st	2nd	3rd	OT	Total		1st	2nd	3rd	OT	Total
Goals	3	5	6	0	14	Goals	3	4	8	0	15						

BLUES						Shots by Period					CANUCKS					
	1st	2nd	3rd	OT	Total		1st	2nd	3rd	OT	Total					
Shots	43	46	37	0	126	Shots	31	29	36	0	96					

* - Overtime ** - Shootout

All-Time Series vs Vancouver

Year	HOME			ROAD			OVERALL			Year	HOME			ROAD			OVERALL			Year	HOME			ROAD			OVERALL																																																																																																																																
	W-L-T-OTL	W-L-T-OTL	W-L-T-OTL	W-L-T-OTL	W-L-T-OTL	W-L-T-OTL	W-L-T-OTL	W-L-T-OTL	W-L-T-OTL		W-L-T-OTL	W-L-T-OTL	W-L-T-OTL	W-L-T-OTL	W-L-T-OTL	W-L-T-OTL	W-L-T-OTL	W-L-T-OTL	W-L-T-OTL		W-L-T-OTL	W-L-T-OTL	W-L-T-OTL	W-L-T-OTL	W-L-T-OTL	W-L-T-OTL	W-L-T-OTL	W-L-T-OTL																																																																																																																															
1970-71	2-0-1	1-1-1	3-1-2	1983-84	2-0-0	0-1-0	2-1-0	1996-97	1-1-0	1-1-0	2-2-0	1971-72	2-1-0	0-2-1	2-3-1	1984-85	1-0-0	2-1-0	3-0-0	1997-98	2-0-0	2-0-0	4-0-0	1972-73	2-0-0	0-2-0	4-1-0	1985-86	2-0-0	1-0-0	3-0-0	1998-99	2-0-0	2-0-0	4-0-0	1973-74	1-1-1	2-0-0	3-1-1	1986-87	0-1-0	0-1-1	0-2-1	1999-00	1-0-1-0	2-0-0-0	3-0-1-0	1974-75	1-2-0	1-1-1	2-3-1	1987-88	2-0-0	0-1-0	2-1-0	2000-01	1-1-0-0	1-0-0-1	2-1-0-1	1975-76	2-0-1	1-2-0	3-2-1	1988-89	0-1-0	0-2-0	0-3-0	2001-02	2-0-0-0	0-1-1-0	2-1-1-0	1976-77	1-1-1	3-0-0	4-1-1	1989-90	1-1-0	1-0-0	2-1-0	2002-03	1-1-0-0	0-1-1-0	1-2-1-0	1977-78	3-0-0	0-3-0	3-3-0	1990-91	0-0-1	1-1-0	1-1-1	2003-04	1-1-0-0	0-2-0-0	1-3-0-0	1978-79	1-1-2	0-3-1	1-4-3	1991-92	0-1-0	2-0-0	2-1-0	2005-06	2-0-0	2-0-0	4-0-0	1979-80	1-1-0	2-0-0	3-1-0	1992-93	1-1-0	1-1-0	2-2-0	2006-07	1-0-1	0-1-1	1-1-2	1980-81	2-0-0	2-0-0	4-0-0	1993-94	1-1-0	0-1-1	1-2-1	2007-08	1-0-1	0-1-1	1-1-2	1981-82	1-1-0	1-0-0	2-1-0	1994-95	1-1-0	1-1-0	2-2-0	2008-09	2-2-11-0			1982-83	0-1-0	0-2-0	0-3-0	1995-96	0-1-1	1-0-1	1-1-2	TOTALS	46-22-11-0	36-32-11-1	82-54-22-1



WASHINGTON CAPITALS VS. ST. LOUIS BLUES

Summary: Won-0 Lost-1 OT-0

at ST LOUIS BLUES

Date	Score	no games										W Goal
		BLUES								Indiv		
Player	GP	G	A	P	+/-	PIM	PP	SH				
David Backes	1	1	0	1	-1	2	0	0				
Brad Winchester	1	1	0	1	-1	0	1	0				
Carlo Colaiacovo	1	0	1	1	-1	0	0	0				
Barret Jackman	1	0	1	1	-1	0	0	0				
Jay McClement	1	0	1	1	1	0	0	0				
Alexander Steen	1	0	1	1	1	0	0	0				
Patrik Berglund	1	0	0	0	0	0	0	0				
Brad Boyes	1	0	0	0	-3	0	0	0				
Brandon Crombeen	1	0	0	0	0	0	0	0				
Dan Hinote	1	0	0	0	-2	0	0	0				
Jonas Junland	1	0	0	0	0	2	0	0				
David Perron	1	0	0	0	0	2	0	0				
Roman Polak	1	0	0	0	-1	2	0	0				
Yan Stastny	1	0	0	0	0	0	0	0				
Tyson Strachan	1	0	0	0	-1	2	0	0				
Keith Tkachuk	1	0	0	0	-1	0	0	0				
Mike Weaver	1	0	0	0	0	0	0	0				
Jeff Woywitka	1	0	0	0	0	0	0	0				

Power Play: 1-5 20.0% / Penalty Killing: 4-5 80.0%

at WASHINGTON CAPITALS

Date	Score	W Goal							
18 Dec '08	STL 2 @ WSH 4	Tomas Fleischmann							
CAPITALS									
Player	GP	G	A	P	+/-	PIM	PP	SH	
Viktor Kozlov	1	2	1	3	1	0	0	0	
Tomas Fleischmann	1	1	0	1	1	0	0	0	
Alexander Ovechkin	1	1	0	1	0	0	1	0	
Nicklas Backstrom	1	0	1	1	0	2	0	0	
Eric Fehr	1	0	1	1	1	2	0	0	
Boyd Gordon	1	0	1	1	1	0	0	0	
Tom Poti	1	0	1	1	0	0	0	0	
Alexander Semin	1	0	1	1	0	0	0	0	
David Steckel	1	0	1	1	1	0	0	0	
Karl Alzner	1	0	0	0	2	0	0	0	
Matt Bradley	1	0	0	0	0	0	0	0	
Donald Brashear	1	0	0	0	1	0	0	0	
Sean Collins	1	0	0	0	1	0	0	0	
Mike Green	1	0	0	0	0	0	0	0	
Milan Jurcina	1	0	0	0	1	0	0	0	
Brooks Laich	1	0	0	0	0	0	0	0	
Shaone Morrisonn	1	0	0	0	0	0	0	0	
Michael Nylander	1	0	0	0	0	2	0	0	

Power Play: 1-5 20.0% / Penalty Killing: 4-5 80.0%

BLUES												
Goalie	GP	Min	W	L	OT	GA	SA	SV	GAA	SV%	Goaltending	
Ben Bishop	1	57	0	1	0	4	29	25	4.22	.862		

CAPITALS												
Goalie	GP	Min	W	L	OT	GA	SA	SV	GAA	SV%	Goaltending	
Simeon Varlamov	1	60	1	0	0	2	31	29	2.00	.935		

BLUES												
Goals by Period												
Goals	1st	2nd	3rd	OT	Total							
Goals	0	1	1	0	2							

CAPITALS												
Goals by Period												
Goals	1st	2nd	3rd	OT	Total							
Goals	1	2	1	0	4							

BLUES												
Shots by Period												
Shots	1st	2nd	3rd	OT	Total							
Shots	11	9	11	0	31							

CAPITALS												
Shots by Period												
Shots	1st	2nd	3rd	OT	Total							
Shots	11	14	4	0	29							

* - Overtime ** - Shootout

All-Time Series vs Washington

Year	HOME W-L-T-OTL	ROAD W-L-T-OTL	OVERALL W-L-T-OTL	Year	HOME W-L-T-OTL	ROAD W-L-T-OTL	OVERALL W-L-T-OTL	Year	HOME W-L-T-OTL	ROAD W-L-T-OTL	OVERALL W-L-T-OTL
1974-75	2-0-0	2-0-0	4-0-0	1986-87	0-1-1	0-1-0	0-2-1	1998-99	1-0-0	1-0-0	2-0-0
1975-76	2-0-0	2-0-0	4-0-0	1987-88	1-0-0	1-0-1	2-0-1	1999-00	1-0-0-0	0-0-1-0	1-0-1-0
1976-77	1-1-0	0-2-0	1-3-0	1988-89	0-1-1	0-1-0	0-2-1	2000-01	1-0-0-0	DNP	1-0-0-0
1977-78	0-0-2	1-1-0	1-1-2	1989-90	1-0-0	1-0-1	2-0-1	2001-02	1-0-0-0	1-0-0-0	2-0-0-0
1978-79	1-1-0	1-1-0	2-2-0	1990-91	1-0-1	1-0-0	2-0-1	2002-03	DNP	1-0-0-0	1-0-0-0
1979-80	2-0-0	0-2-0	2-2-0	1991-92	1-1-0	0-1-0	1-2-0	2003-04	1-0-0-0	DNP	1-0-0-0
1980-81	0-1-1	1-0-1	2-0-2	1992-93	0-1-0	0-1-0	0-2-0	2005-06	DNP	0-0-1	0-0-1
1981-82	1-0-0	0-2-0	1-2-0	1993-94	0-1-0	0-1-0	0-2-0	2006-07	DNP	DNP	DNP
1982-83	0-1-1	1-0-0	1-1-1	1994-95	DNP	DNP	DNP	2007-08	1-0-0	DNP	1-0-0
1983-84	0-1-0	1-1-0	1-2-0	1995-96	0-1-0	0-1-0	0-2-0	2008-09	DNP	0-1-0	0-1-0
1984-85	0-1-1	0-1-0	0-2-1	1996-97	0-1-0	0-1-0	0-2-0	TOTALS	21-13-8-0	15-21-5-0	36-34-13-0
1985-86	0-1-0	0-2-0	0-3-0	1997-98	1-0-0	0-1-0	1-1-0				

All-Time Series Facts

Shutouts For:	3 (2 home, 1 road)	Overtime Record:	0-1-7	Shutout Record:	0-1
Shutouts Against:	None	Overtime at Home:	0-0-4	Shutout at Home:	0-0
Last STL SO:	Nov. 2, 2000 (2-0 @ STL)	Overtime on Road:	0-1-3	Shutout on Road:	0-1
Last WSH SO:	None	2008-09 OT Record:	0-0	2008-09 SO Record:	0-0



TEAM & INDIVIDUAL RESULTS, RECORDS AND STATS



2008-2009 (41-31-10, 92 pts, 3rd Central Division)

#	DATE	VERSUS	SCORE	RECORD	#	DATE	VERSUS	SCORE	RECORD
1	10/10	Nashville	5-2 W	1-0-0	42	1/13	@ Calgary	1-3 L	16-23-3
2	10/11	@ NY Islanders	2-5 L	1-1-0	43	1/15	Colorado	5-2 W	17-23-3
3	10/13	@ Toronto	5-4 SOW	2-1-0	44	1/17	Chicago	1-2 OTL	17-23-4
4	10/16	Dallas	6-1 W	3-1-0	45	1/19	@ Boston	5-4 SOW	18-23-4
5	10/18	Chicago	4-3 SOW	4-1-0	46	1/21	@ Chicago	2-0 W	19-23-4
6	10/22	Detroit	3-4 L	4-2-0	47	1/29	Ottawa	1-3 L	19-24-4
7	10/24	Los Angeles	0-4 L	4-3-0	48	1/31	Philadelphia	4-0 W	20-24-4
8	10/25	Florida	4-0 W	5-3-0	49	2/2	@ Detroit	3-4 SOL	20-24-5
9	10/30	Carolina	0-1 L	5-4-0	50	2/3	@ Columbus	4-2 W	21-24-5
10	11/1	Pittsburgh	3-6 L	5-5-0	51	2/5	Edmonton	1-2 SOL	21-24-6
11	11/5	@ Anaheim	2-5 L	5-6-0	52	2/7	Colorado	4-1 W	22-24-6
12	11/6	@ San Jose	4-5 SOL	5-6-1	53	2/10	Vancouver	4-6 L	22-25-6
13	11/8	@ Los Angeles	3-5 L	5-7-1	54	2/12	@ Nashville	3-4 SOL	22-25-7
14	11/12	@ Buffalo	3-4 L	5-8-1	55	2/13	Chicago	1-0 W	23-25-7
15	11/14	@ Chicago	4-3 OTW	6-8-1	56	2/16	NY Rangers	2-1 W	24-25-7
16	11/16	Montreal	2-3 SOL	6-8-2	57	2/18	@ Columbus	3-4 L	24-26-7
17	11/21	Anaheim	3-2 OTW	7-8-2	58	2/19	@ Nashville	2-1 OTW	25-26-7
18	11/22	@ Minnesota	2-1 W	8-8-2	59	2/21	Nashville	0-1 OTL	25-26-8
19	11/25	@ Nashville	1-0 SOW	9-8-2	60	2/24	Phoenix	2-1 W	26-26-8
20	11/26	@ Colorado	1-3 L	9-9-2	61	2/26	@ Dallas	3-1 W	27-26-8
21	11/29	Edmonton	2-4 L	9-10-2	62	2/28	@ Phoenix	3-1 W	28-26-8
22	11/30	@ Atlanta	4-2 W	10-10-2	63	3/3	Detroit	0-5 L	28-27-8
23	12/3	@ Minnesota	0-4 L	10-11-2	64	3/6	@ Tampa Bay	4-3 OTW	29-27-8
24	12/5	Calgary	3-4 OTL	10-11-3	65	3/7	@ Florida	3-5 L	29-28-8
25	12/6	Phoenix	4-3 W	11-11-3	66	3/10	Dallas	5-2 W	30-28-8
26	12/8	Nashville	6-3 W	12-11-3	67	3/12	San Jose	3-1 W	31-28-8
27	12/10	@ Anaheim	2-4 L	12-12-3	68	3/14	Detroit	2-5 L	31-29-8
28	12/11	@ Los Angeles	2-6 L	12-13-3	69	3/15	Minnesota	5-3 W	32-29-8
29	12/13	@ San Jose	4-5 L	12-14-3	70	3/17	@ Edmonton	1-2 SOL	32-29-9
30	12/16	Calgary	3-6 L	12-15-3	71	3/19	@ Vancouver	0-3 L	32-30-9
31	12/18	@ Washington	2-4 L	12-16-3	72	3/20	@ Calgary	3-2 W	33-30-9
32	12/20	Minnesota	4-2 W	13-16-3	73	3/24	Los Angeles	2-0 W	34-30-9
33	12/21	Boston	3-6 L	13-17-3	74	3/26	Vancouver	4-2 W	35-30-9
34	12/23	@ Detroit	1-4 L	13-18-3	75	3/28	Columbus	4-3 SOW	36-30-9
35	12/27	San Jose	3-2 SOW	14-18-3	76	3/29	@ Columbus	5-2 W	37-30-9
36	12/28	Anaheim	3-4 L	14-19-3	77	4/1	@ Chicago	1-3 L	37-31-9
37	12/30	New Jersey	3-4 L	14-20-3	78	4/2	@ Detroit	5-4 W	38-31-9
38	1/2	@ Carolina	1-2 L	14-21-3	79	4/4	@ Dallas	4-5 OTL	38-31-10
39	1/3	Columbus	5-2 W	15-21-3	80	4/7	@ Phoenix	5-1 W	39-31-10
40	1/9	@ Vancouver	6-4 W	16-21-3	81	4/10	Columbus	3-1 W	40-31-10
41	1/11	@ Edmonton	1-2 L	16-22-3	82	4/12	@ Colorado	1-0 W	41-31-10

PLAYER	GP	G	A	TP	+/-	PIM	S	PCTG	PLAYER	GP	G	A	TP	+/-	PIM	S	PCTG	
BRAD BOYES	82	33	39	72	-20	26	220	15	ERIC BREWER	28	1	5	6	-14	24	49	2	
DAVID BACKES	82	31	23	54	-3	165	208	14.9	DAN HINOTE	51	1	4	5	-7	64	24	4.2	
DAVID PERRON	81	15	35	50	13	50	161	9.3	STEVE REGIER	8	3	1	4	-1	4	11	27.3	
KEITH TKACHUK	79	25	24	49	-11	61	185	13.5	STEVE WAGNER	22	2	2	4	-5	18	16	12.5	
PATRIK BERGLUND	76	21	26	47	19	16	143	14.7	CAM JANSSEN	56	1	3	4	-5	131	22	4.5	
ANDY MCDONALD	46	15	29	44	-13	24	128	11.7	CAM PADDOCK	16	2	1	3	-4	0	17	11.8	
T.J. OSHIE	57	14	25	39	16	30	101	13.9	TYSON STRACHAN	30	0	3	3	8	39	21	0	
CARLO COLAIACOVO	73	3	27	30	0	35	87	3.4	CHRIS PORTER	6	1	1	2	-1	0	7	14.3	
ALEX STEEN	81	8	20	28	-10	30	148	5.4	TRENT WHITFIELD	3	0	1	1	2	0	4	0	
JAY MCCLEMENT	82	12	14	26	-10	29	137	8.8	D.J. KING	1	0	1	1	0	0	0	0	
B.J. CROMBEEN	81	12	10	22	-9	148	124	9.7	ALEX PIETRANGELO	8	0	1	1	0	2	7	0	
BRAD WINCHESTER	64	13	8	21	-1	89	82	15.9	ANDY WOZNIEWSKI	1	0	0	0	0	0	0	0	
BARRET JACKMAN	82	4	17	21	-17	86	89	4.5	JONAS JUNLAND	1	0	0	0	0	2	0	0	
JEFF WOYWITKA	65	3	15	18	8	57	71	4.2	GOALTENDER	GP	MIN	AVG	W-L-T	EN	SO	GA	SA	SV%
PAUL KARIYA	11	2	13	15	1	2	31	6.5	CHRIS MASON	57	3215	2.41	27-21-7	7	6	129	1544	0.916
ROMAN POLAK	69	1	14	15	-15	45	73	1.4	MANNY LEGACE	29	1452	3.18	13-9-2	1	0	77	669	0.885
JAY MCKEE	69	1	7	8	11	44	43	2.3	BEN BISHOP	6	245	2.94	1-1-1	1	0	12	112	0.893
YAN STASTNY	34	3	4	7	-14	20	30	10	CHRIS HOLT	1	19	0	0-0-0	0	0	0	3	1
MIKE WEAVER	58	0	7	7	-3	12	36	0	MAREK SCHWARZ	2	15	0	0-0-0	0	0	0	5	1

2007-2008 (33-36-13, 79 pts, 5th Central Division)

#	DATE	VERSUS	SCORE	RECORD	#	DATE	VERSUS	SCORE	RECORD
1	10/4	@ Phoenix	2-3 L	0-1-0	42	1/11	@ Columbus	4-6 L	22-15-5
2	10/6	@ Los Angeles	5-3 W	1-1-0	43	1/13	Vancouver	3-4 SOL	22-15-6
3	10/10	Nashville	4-1 W	2-1-0	44	1/16	@ Chicago	1-6 L	22-16-6
4	10/12	Colorado	4-1 W	3-1-0	45	1/19	Nashville	2-5 L	22-17-6
5	10/17	@ Chicago	3-1 W	4-1-0	46	1/21	@ Nashville	3-6 L	22-18-6
6	10/20	Minnesota	1-3 L	4-2-0	47	1/23	@ Vancouver	2-3 SOL	22-18-7
7	10/23	Anaheim	4-2 W	5-2-0	48	1/24	@ San Jose	1-4 L	22-19-7
8	10/25	@ Columbus	0-3 L	5-3-0	49	1/29	@ Toronto	3-2 W	23-19-7
9	10/27	Washington	4-3 W	6-3-0	50	2/1	Anaheim	1-0 SOW	24-19-7
10	10/30	Phoenix	1-2 L	6-4-0	51	2/2	Colorado	4-6 L	24-20-7
11	11/1	@ Minnesota	3-2 W	7-4-0	52	2/5	Tampa Bay	4-5 L	24-21-7
12	11/3	Chicago	2-3 L	7-5-0	53	2/9	@ Dallas	2-6 L	24-22-7
13	11/4	@ Columbus	0-3 L	7-6-0	54	2/10	Minnesota	1-2 SOL	24-22-8
14	11/9	@ Chicago	2-4 L	7-7-0	55	2/12	Los Angeles	4-2 W	25-22-8
15	11/13	Detroit	4-3 W	8-7-0	56	2/14	@ Colorado	4-1 W	26-22-8
16	11/16	Columbus	3-2 W	9-7-0	57	2/16	@ Nashville	1-2 OTL	26-22-9
17	11/17	@ Nashville	3-2 SOW	10-7-0	58	2/17	Columbus	5-1 W	27-22-9
18	11/19	Nashville	2-1 W	11-7-0	59	2/19	Chicago	5-1 W	28-22-9
19	11/21	@ Detroit	0-3 L	11-8-0	60	2/21	@ Los Angeles	1-5 L	28-23-9
20	11/23	Vancouver	3-1 W	12-8-0	61	2/22	@ Anaheim	1-2 OTL	28-23-10
21	11/25	Calgary	3-0 W	13-8-0	62	2/24	@ Phoenix	0-2 L	28-24-10
22	11/28	@ Buffalo	4-3 W	14-8-0	63	2/26	Dallas	1-3 L	28-25-10
23	11/30	@ Minnesota	2-3 OTL	14-8-1	64	2/28	Phoenix	1-2 L	28-26-10
24	12/1	Chicago	3-1 W	15-8-1	65	3/1	San Jose	0-2 L	28-27-10
25	12/4	@ Calgary	1-3 L	15-9-1	66	3/4	Los Angeles	3-2 W	29-27-10
26	12/7	@ Edmonton	4-3 W	16-9-1	67	3/5	@ Detroit	1-4 L	29-28-10
27	12/9	@ Colorado	5-9 L	16-10-1	68	3/8	@ Vancouver	2-4 L	29-29-10
28	12/11	Edmonton	4-5 SOL	16-10-2	69	3/10	@ Calgary	3-7 L	29-30-10
29	12/13	Florida	0-1 L	16-11-2	70	3/11	@ Edmonton	3-4 OTL	29-30-11
30	12/16	Calgary	3-5 L	16-12-2	71	3/14	@ San Jose	1-4 L	29-31-11
31	12/20	Detroit	3-2 W	17-12-2	72	3/15	@ Anaheim	2-5 L	29-32-11
32	12/22	@ Boston	4-1 W	18-12-2	73	3/18	@ Montreal	4-3 SOW	30-32-11
33	12/23	Atlanta	2-3 OTL	18-12-3	74	3/20	@ Ottawa	2-3 L	30-33-11
34	12/26	Detroit	0-5 L	18-13-3	75	3/23	@ Chicago	3-4 OTL	30-33-12
35	12/28	San Jose	0-1 L	18-14-3	76	3/25	Detroit	1-2 L	30-34-12
36	12/29	@ Dallas	4-5 SOL	18-14-4	77	3/28	@ Detroit	4-3 OTW	31-34-12
37	12/31	@ Detroit	2-0 W	19-14-4	78	3/29	Chicago	3-4 L	31-35-12
38	1/2	Edmonton	2-3 OTL	19-14-5	79	4/1	Nashville	3-4 OTL	31-35-13
39	1/5	Carolina	1-0 W	20-14-5	80	4/3	@ Nashville	2-3 L	31-36-13
40	1/8	Columbus	6-1 W	21-14-5	81	4/5	Columbus	3-0 W	32-36-13
41	1/10	Dallas	4-2 W	22-14-5	82	4/6	@ Columbus	4-1 W	33-36-13

PLAYER	GP	G	A	TP	+/-	PIM	S	PCTG	PLAYER	GP	G	A	TP	+/-	PIM	S	PCTG	
BRAD BOYES	82	43	22	65	1	20	207	20.8	D.J. KING	61	3	3	6	-4	100	36	8.3	
PAUL KARIYA	82	16	49	65	-10	50	223	7.2	MIKE JOHNSON	21	2	3	5	-4	8	21	9.5	
KEITH TKACHUK	79	27	31	58	-2	69	177	15.3	YAN STASTNY	12	1	1	2	0	9	10	10.0	
ANDY MCDONALD	82	18	34	52	-21	62	182	9.9	MATT WALKER	43	1	1	2	-3	61	47	2.1	
LEE STEPMIAK	80	13	25	38	0	40	162	8.0	MANNY LEGACE	66	0	2	2	0	4	0	0.0	
*ERIK JOHNSON	69	5	28	33	-9	28	105	4.8	*ROMAN POLAK	6	0	1	1	1	0	2	0.0	
DAVID BACKES	72	13	18	31	-11	99	129	10.1	CAM JANSSEN	12	0	1	1	-1	18	9	0.0	
*DAVID PERRON	62	13	14	27	16	38	68	19.1	*CHRIS BECKFORD-TSEU	1	0	0	0	0	0	0	0.0	
JAMAL MAYERS	80	12	15	27	-19	91	153	7.8	MICKI DUPONT	2	0	0	0	1	2	3	0.0	
JAY MCCLEMENT	81	9	13	22	-17	26	110	8.2	*MAREK SCHWARZ	2	0	0	0	0	0	0	0.0	
ERIC BREWER	77	1	21	22	-18	91	101	1.0	MIKE GLUMAC	4	0	0	0	-1	5	3	0.0	
RYAN JOHNSON	79	5	13	18	-2	22	85	5.9	HANNU TOIVONEN	23	0	0	0	0	2	0	0.0	
MARTIN RUCINSKY	40	5	11	16	-9	40	67	7.5										
BARRET JACKMAN	78	2	14	16	-12	93	80	2.5	GOALTENDER	GP	MIN	AVG	W-L-T	EN	SO	GA	SA	SV%
DAN HINOTE	58	5	5	10	-3	42	42	11.9	*CHRIS BECKFORD-TSEU	1	27	2.22	0-0-0	0	0	1	9	.889
JAY MCKEE	66	2	7	9	2	42	42	4.8	MANNY LEGACE	66	3666	2.41	27-25-8	6	5	147	1648	.911
*STEVE WAGNER	24	2	6	8	-4	8	25	8.0	HANNU TOIVONEN	23	1202	4.44	6-10-5	2	0	69	566	.878
JEFF WOYWITKA	27	2	6	8	2	12	25	8.0	*MAREK SCHWARZ	2	50	7.20	0-1-0	1	0	6	17	.647

2006-2007 (34-35-13, 81 pts, 3rd Central Division)

#	DATE	VERSUS	SCORE	RECORD	#	DATE	VERSUS	SCORE	RECORD
1	10/5	@ San Jose	4-5 OTL	0-0-1	42	1/9	@ Columbus	4-3 SOW	14-21-7
2	10/7	@ Los Angeles	1-4 L	0-1-1	43	1/10	@ New Jersey	3-2 W	15-21-7
3	10/9	@ Anaheim	0-2 L	0-2-1	44	1/13	Los Angeles	6-5 W	16-21-7
4	10/12	Boston	3-2 SOW	1-2-1	45	1/15	@ Phoenix	4-5 SOL	16-21-8
5	10/14	Chicago	4-3 W	2-2-1	46	1/16	@ Anaheim	6-2 W	17-21-8
6	10/17	Phoenix	2-5 L	2-3-1	47	1/18	@ Los Angeles	3-1 W	18-21-8
7	10/20	Vancouver	2-3 OTL	2-3-2	48	1/20	@ San Jose	1-0 W	19-21-8
8	10/21	@ Chicago	4-3 W	3-3-2	49	1/26	Detroit	2-1 OTW	20-21-8
9	10/28	Detroit	2-3 L	3-4-2	50	1/27	Nashville	3-6 L	20-22-8
10	10/30	Anaheim	5-6 SOL	3-4-3	51	1/30	Minnesota	2-5 L	20-23-8
11	11/1	@ Dallas	1-4 L	3-5-3	52	2/2	@ Detroit	3-5 L	20-24-8
12	11/2	Colorado	4-1 W	4-5-3	53	2/3	Dallas	2-0 W	21-24-8
13	11/4	Calgary	2-3 L	4-6-3	54	2/6	Toronto	1-2 L	21-25-8
14	11/9	Columbus	2-4 L	4-7-3	55	2/8	Detroit	1-0 W	22-25-8
15	11/10	@ Chicago	1-3 L	4-8-3	56	2/10	@ Philadelphia	3-4 OTL	22-25-9
16	11/12	Edmonton	5-3 W	5-8-3	57	2/13	San Jose	5-6 L	22-26-9
17	11/14	@ Calgary	0-3 L	5-9-3	58	2/14	@ Columbus	4-2 W	23-26-9
18	11/16	@ Edmonton	2-6 L	5-10-3	59	2/16	Nashville	1-0 W	24-26-9
19	11/17	@ Vancouver	2-4 L	5-11-3	60	2/18	Minnesota	5-3 W	25-26-9
20	11/22	@ Columbus	4-3 SOW	6-11-3	61	2/20	Columbus	5-4 SOW	26-26-9
21	11/24	@ Detroit	3-2 SOW	7-11-3	62	2/25	@ Chicago	1-5 L	26-27-9
22	11/25	Phoenix	1-2 L	7-12-3	63	2/27	Vancouver	3-1 W	27-27-9
23	11/28	San Jose	0-2 L	7-13-3	64	3/1	@ New York Islanders	3-2 OTW	28-27-9
24	11/30	Nashville	4-5 L	7-14-3	65	3/3	@ New York Rangers	2-3 SOL	28-27-10
25	12/1	@ Chicago	2-5 L	7-15-3	66	3/6	Calgary	2-4 L	28-28-10
26	12/5	Detroit	1-5 L	7-16-3	67	3/8	Dallas	5-3 W	29-28-10
27	12/7	@ Detroit	3-4 OTL	7-16-4	68	3/10	Montreal	3-4 L	29-29-10
28	12/9	Columbus	1-5 L	7-17-4	69	3/12	@ Calgary	4-5 SOL	29-29-11
29	12/12	Chicago	2-3 L	7-18-4	70	3/15	@ Vancouver	2-3 OTL	29-29-12
30	12/13	@ Colorado	1-4 L	7-19-4	71	3/17	@ Edmonton	3-2 OTW	30-29-12
31	12/16	@ Nashville	2-3 SOL	7-19-5	72	3/20	Ottawa	2-4 L	30-30-12
32	12/17	Nashville	1-2 OTL	7-19-6	73	3/22	@ Minnesota	1-5 L	30-31-12
33	12/19	@ Pittsburgh	4-1 W	8-19-6	74	3/24	@ Detroit	3-2 SOW	31-31-12
34	12/21	Los Angeles	5-2 W	9-19-6	75	3/25	@ Columbus	1-4 L	31-32-12
35	12/23	Buffalo	3-2 OTW	10-19-6	76	3/27	Columbus	1-4 L	31-33-12
36	12/26	@ Nashville	2-3 SOL	10-19-7	77	3/29	Edmonton	5-2 W	32-33-12
37	12/29	@ Colorado	4-2 W	11-19-7	78	3/31	Anaheim	2-3 OTL	32-33-13
38	12/30	Colorado	2-0 W	12-19-7	79	4/2	@ Dallas	4-2 W	33-33-13
39	1/2	Chicago	1-4 L	12-20-7	80	4/3	@ Phoenix	5-2 W	34-33-13
40	1/4	Chicago	2-0 W	13-20-7	81	4/5	@ Nashville	1-4 L	34-34-13
41	1/6	@ Nashville	2-3 L	13-21-7	82	4/7	@ Minnesota	1-5 L	34-35-13

PLAYER	GP	G	A	TP	+/-	PIM	S	PCTG	PLAYER	GP	G	A	TP	+/-	PIM	S	PCTG	
DOUG WEIGHT	82	16	43	59	10	56	123	13.0	MATT WALKER	48	0	5	5	7	72	34	0.0	
LEE STEMPNIAK	82	27	25	52	-2	33	166	16.3	PETER SEJNA	22	3	1	4	2	4	34	8.8	
PETR CAJANEK	77	15	33	48	9	54	167	9.0	JAMIE RIVERS	31	1	3	4	-7	36	17	5.9	
BRAD BOYES	81	17	29	46	-17	29	182	9.3	D.J. KING	27	1	1	2	-3	52	12	8.3	
RADEK DVORAK	82	10	27	37	-6	48	139	7.2	VILLE NIEMINEN	44	1	1	2	-8	43	43	2.3	
JAY MCCLEMENT	81	8	28	36	3	55	104	7.7	TOMAS MOJZIS	6	1	0	1	0	0	7	14.3	
GLEN METROPOLIT	77	14	19	33	9	34	123	11.4	MIKE GLUMAC	3	0	1	1	1	0	4	0.0	
MARTIN RUCINSKY	52	12	21	33	-3	48	96	12.5	MAREK SCHWARZ	2	0	0	0	0	0	0	0.0	
ERIC BREWER	82	6	23	29	-10	69	111	5.4	JASON BACASHIHUA	19	0	0	0	0	2	0	0.0	
BARRET JACKMAN	70	3	24	27	20	82	86	3.5	ROMAN POLAK	19	0	0	0	-3	6	13	0.0	
DAVID BACKES	49	10	13	23	6	37	89	11.2	JAY MCKEE	23	0	0	0	-9	12	19	0.0	
JAMAL MAYERS	80	8	14	22	-19	89	129	6.2	CURTIS SANFORD	31	0	0	0	0	0	0	0.0	
CHRISTIAN BACKMAN	61	7	11	18	13	36	80	8.8	MANNY LEGACE	45	0	0	0	0	2	0	0.0	
DALLAS DRAKE	60	6	6	12	-14	38	74	8.1	GOALTENDER	GP	MIN	AVG	W-L-T	EN	SO	GA	SA	SV%
RYAN JOHNSON	59	7	4	11	-7	47	50	14.0	MANNY LEGACE	45	2,522	2.59	23-15-5	6	5	109	1177	.907
DAN HINOTE	41	5	5	10	-8	23	37	13.5	MAREK SCHWARZ	2	60	3.00	0-1-0	0	0	3	25	.880
BRYCE SALVADORE	64	2	5	7	-5	55	40	5.0	JASON BACASHIHUA	19	894	3.15	3-7-3	1	0	47	450	.896
JEFF WOYWITKA	34	1	6	7	4	12	28	3.6	CURTIS SANFORD	31	1,492	3.18	8-12-5	3	0	79	707	.888

2005-2006 (21-46-15, 57 pts, 5th Central Division)

#	DATE	VERSUS	SCORE	RECORD	#	DATE	VERSUS	SCORE	RECORD
1	10/5	@ Detroit	1-5 L	0-1-0	42	1/13	@ Atlanta	0-2 L	10-27-5
2	10/6	Detroit	3-4 L	0-2-0	43	1/15	@ Carolina	2-4 L	10-28-5
3	10/8	San Jose	6-7 L	0-3-0	44	1/17	New Jersey	3-5 L	10-29-5
4	10/11	Chicago	4-1 W	1-3-0	45	1/19	@ Washington	4-5 SOL	10-29-6
5	10/15	Nashville	1-4 L	1-4-0	46	1/20	@ Columbus	3-4 SOL	10-29-7
6	10/19	Anaheim	3-2 W	2-4-0	47	1/23	Vancouver	4-0 W	11-29-7
7	10/20	@ Nashville	2-3 SOL	2-4-1	48	1/25	@ Dallas	3-4 SOL	11-29-8
8	10/22	Minnesota	2-3 L	2-5-1	49	1/26	Phoenix	3-5 L	11-30-8
9	10/25	@ Phoenix	4-5 OTL	2-5-2	50	1/30	Calgary	3-2 SOW	12-30-8
10	10/28	@ Anaheim	4-6 L	2-6-2	51	2/1	@ Detroit	2-3 L	12-31-8
11	10/29	@ Los Angeles	2-5 L	2-7-2	52	2/2	@ Washington	6-5 SOW	13-31-8
12	11/2	Chicago	5-6 OTL	2-7-3	53	2/4	Dallas	4-3 OTW	14-31-8
13	11/4	Edmonton	2-7 L	2-8-3	54	2/8	@ Vancouver	4-2 W	15-31-8
14	11/6	Detroit	1-4 L	2-9-3	55	2/10	@ Calgary	2-3 OTL	15-31-9
15	11/9	@ Columbus	1-3 L	2-10-3	56	2/12	@ Edmonton	5-4 SOW	16-31-9
16	11/10	Chicago	2-4 L	2-11-3	57	3/1	@ Edmonton	4-2 W	17-31-9
17	11/12	@ Nashville	1-3 L	2-12-3	58	3/2	@ Calgary	1-3 L	17-32-9
18	11/16	@ Columbus	2-0 W	3-12-3	59	3/5	@ Vancouver	4-1 W	18-32-9
19	11/19	@ Detroit	3-2 W	4-12-3	60	3/7	Colorado	1-2 SOL	18-32-10
20	11/22	Los Angeles	3-6 L	4-13-3	61	3/10	Minnesota	2-1 OTW	19-32-10
21	11/25	@ Minnesota	3-5 L	4-14-3	62	3/11	Los Angeles	1-2 SOL	19-32-11
22	11/26	Columbus	3-4 L	4-15-3	63	3/13	Columbus	3-2 OTW	20-32-11
23	12/1	Columbus	4-1 W	5-15-3	64	3/16	@ San Jose	2-5 L	20-33-11
24	12/6	NY Islanders	3-6 L	5-16-3	65	3/18	@ Los Angeles	1-3 L	20-34-11
25	2/8	@ Tampa Bay	4-5 L	5-17-3	66	3/20	@ Nashville	2-4 L	20-35-11
26	2/10	NY Rangers	4-5 OTL	5-17-4	67	3/21	San Jose	0-6 L	20-36-11
27	12/13	Pittsburgh	3-0 W	6-17-4	68	3/23	Calgary	2-7 L	20-37-11
28	12/16	@ Chicago	1-5 L	6-18-4	69	3/25	Colorado	2-3 OTL	20-37-12
29	12/17	Philadelphia	2-5 L	6-19-4	70	3/27	Detroit	1-4 L	20-38-12
30	2/20	@ Phoenix	5-4 W	7-19-4	71	3/29	@ Chicago	2-3 OTL	20-38-13
31	2/21	@ Anaheim	3-6 L	7-20-4	72	3/31	Columbus	2-4 L	20-39-13
32	2/23	@ San Jose	2-1 SOW	8-20-4	73	4/1	@ Nashville	1-2 L	20-40-13
33	2/26	Dallas	1-6 L	8-21-4	74	4/4	@ Minnesota	4-5 SOL	20-40-14
34	2/28	@ Chicago	2-1 W	9-21-4	75	4/6	Nashville	0-3 L	20-41-14
35	2/29	@ Dallas	0-3 L	9-22-4	76	4/8	@ Colorado	2-4 L	20-42-14
36	2/31	Anaheim	4-5 SOL	9-22-5	77	4/9	Edmonton	2-1 W	21-42-14
37	1/2	Vancouver	4-1 W	10-22-5	78	4/11	Nashville	0-2 L	21-43-14
38	1/4	Nashville	3-4 L	10-23-5	79	4/13	@ Columbus	1-4 L	21-44-14
39	1/5	@ Detroit	0-3 L	10-24-5	80	4/15	Detroit	2-3 L	21-45-14
40	1/9	@ Colorado	1-6 L	10-25-5	81	4/16	Phoenix	0-3 L	21-46-14
41	1/12	@ Florida	1-3 L	10-26-5	82	4/18	@ Chicago	2-3 OTL	21-46-15

PLAYER	GP	G	A	TP	+/-	PIM	S	PCTG	PLAYER	GP	G	A	TP	+/-	PIM	S	PCTG	
SCOTT YOUNG	79	18	31	49	-32	52	284	6.3	SIMON GAMACHE	26	3	4	7	-5	10	36	8.3	
PETR CAJANEK	71	10	31	41	-22	54	150	6.7	TRENT WHITFIELD	30	2	5	7	-3	14	41	4.9	
DEAN MCAMMOND	78	15	22	37	-25	32	116	12.9	TIMOFEI SHISHKANOV	22	3	2	5	-1	6	26	11.5	
KEITH TKACHUK	41	15	21	36	-15	46	133	11.3	BRYCE SALVADOR	46	1	4	5	-24	26	23	4.3	
LEE STEPMNIAK	57	14	13	27	-10	22	100	14.0	STEVE POAPST	62	0	5	5	-26	47	23	0.0	
JAY MCCLEMENT	67	6	21	27	-23	30	76	7.9	ANDY ROACH	5	1	2	3	0	10	2	50.0	
JAMAL MAYERS	67	15	11	26	-22	129	111	13.5	PETER SEJNA	6	1	1	2	1	4	9	11.1	
DALLAS DRAKE	62	2	24	26	-13	59	88	2.3	MATT WALKER	54	0	2	2	-7	79	59	0.0	
DENNIS WIDEMAN	67	8	16	24	-31	83	150	5.3	JEFF WOYWITKA	26	0	2	2	-12	25	23	0.0	
CHRISTIAN BACKMAN	52	6	12	18	-15	48	70	8.6	MICHAEL ZIGOMANIS	23	1	0	1	1	4	17	5.9	
KEVIN DALLMAN	67	4	10	14	-14	29	131	3.1	MIKE STUART	1	0	0	0	0	0	1	0.0	
MIKE GLUMAC	33	7	5	12	-8	33	55	12.7	COLIN HEMINGWAY	3	0	0	0	-2	0	2	0.0	
MARK RYCROFT	80	6	4	10	-14	46	77	7.8										
BARRET JACKMAN	63	4	6	10	-6	156	56	7.1	GOALTENDER	GP	MIN	AVG	W-L-T	EN	SO	GA	SA	SV%
ERIC BREWER	32	6	3	9	-17	45	64	9.4	CURTIS SANFORD	34	1,830	2.66	13-13-5		3	81	885	.908
VLADIMIR ORSZAGH	16	4	5	9	-2	14	23	17.4	JASON BACASHIHUA	19	966	3.23	4-10-1		0	52	515	.899
RYAN JOHNSON	65	3	6	9	-21	33	57	5.3	PATRICK LALIME	31	1,699	3.64	4-18-8		0	103	868	.881
JEFF HOGGAN	52	2	6	8	-16	34	0	0	REINHARD DIVIS	12	475	4.67	0-5-1		0	37	231	.840

2003-2004 (39-30-11-2, 91 pts, 2nd Central Division)

#	DATE	VERSUS	SCORE	RECORD	#	DATE	VERSUS	SCORE	RECORD
1	10/10	@ Phoenix	1-2	L OT 0-0-0-1	42	1/13	@ Montreal	2-5	L 23-13-5-1
2	10/12	@ Colorado	2-1	W 1-0-0-1	43	1/15	Columbus	5-3	W 24-13-5-1
3	10/16	@ Nashville	1-4	L 1-1-0-1	44	1/17	Minnesota	2-2	T 24-13-6-1
4	10/18	Washington	4-1	W 2-1-0-1	45	1/19	@ Florida	2-1	W OT 25-13-6-1
5	10/21	@ Edmonton	6-4	W 3-1-0-1	46	1/21	@ Columbus	1-3	L 25-14-6-1
6	10/22	@ Vancouver	2-3	L 3-2-0-1	47	1/23	Dallas	0-2	L 25-15-6-1
7	10/24	@ Calgary	2-1	W 4-2-0-1	48	1/24	Dallas	2-3	L 25-16-6-1
8	10/28	Nashville	1-0	W 5-2-0-1	49	1/28	@ Atlanta	1-1	T OT 25-16-7-1
9	10/29	@ Detroit	6-5	W 6-2-0-1	50	1/29	Vancouver	2-4	L 25-17-7-1
10	11/1	Chicago	2-3	L 6-3-0-1	51	1/31	New Jersey	1-4	L 25-18-7-1
11	11/4	Anaheim	2-1	W OT 7-3-0-1	52	2/2	@ Minnesota	0-4	L 25-19-7-1
12	11/6	Vancouver	3-2	W 8-3-0-1	53	2/4	@ Edmonton	3-5	L 25-20-7-1
13	11/8	Florida	2-0	W 9-3-0-1	54	2/5	@ Calgary	2-1	W 26-20-7-1
14	11/13	@ San Jose	4-3	W OT 10-3-0-1	55	2/10	@ Ottawa	1-3	L 26-21-7-1
15	11/15	@ Los Angeles	1-0	W 11-3-0-1	56	2/12	Colorado	0-4	L 26-22-7-1
16	11/16	@ Anaheim	3-4	L 11-4-0-1	57	2/14	Pittsburgh	3-2	W OT 27-22-7-1
17	11/19	@ Phoenix	4-5	L 11-5-0-1	58	2/16	Phoenix	4-2	W 28-22-7-1
18	11/22	Dallas	2-1	W 12-5-0-1	59	2/19	Tampa Bay	4-3	W OT 29-22-7-1
19	11/25	Boston	4-3	W OT 13-5-0-1	60	2/20	@ Detroit	1-5	L 29-23-7-1
20	11/28	@ Tampa Bay	2-2	T OT 13-5-1-1	61	2/22	@ Chicago	2-3	L OT 29-23-7-2
21	11/29	Detroit	1-2	L 13-6-1-1	62	2/26	@ Colorado	2-2	T OT 29-23-8-2
22	12/2	Los Angeles	4-1	W 14-6-1-1	63	2/28	@ Vancouver	0-2	L 29-24-8-2
23	12/4	Detroit	4-4	T OT 14-6-2-1	64	2/29	@ San Jose	0-1	L 29-25-8-2
24	12/6	Nashville	4-1	W 15-6-2-1	65	3/2	Calgary	2-4	L 29-26-8-2
25	12/9	@ Toronto	3-2	W OT 16-6-2-1	66	3/4	Edmonton	1-1 T	OT 29-26-9-2
26	12/12	@ Columbus	3-2	W OT 17-6-2-1	67	3/6	@ N.Y. Islanders	4-2	W 30-26-9-2
27	12/13	Los Angeles	2-1	W 18-6-2-1	68	3/7	@ Buffalo	5-1	W 31-26-9-2
28	12/16	Columbus	2-1	W OT 19-6-2-1	69	3/9	N.Y. Islanders	3-2	W OT 32-26-9-2
29	12/18	San Jose	4-2	W 20-6-2-1	70	3/11	Nashville	1-1	T OT 32-26-10-2
30	12/20	Phoenix	1-1	T OT 20-6-3-1	71	3/13	Columbus	5-3	W 33-26-10-2
31	12/22	@ Detroit	1-2	L 20-7-3-1	72	3/14	Calgary	0-3	L 33-27-10-2
32	12/23	@ Chicago	0-3	L 20-8-3-1	73	3/16	@ Los Angeles	5-3	W 34-27-10-2
33	12/26	Colorado	3-3	T OT 20-8-4-1	74	3/17	@ Anaheim	1-1	T OT 34-27-11-2
34	12/29	@ Columbus	3-2	W 21-8-4-1	75	3/20	@ Dallas	1-3	L 34-28-11-2
35	12/30	Philadelphia	2-7	L 21-9-4-1	76	3/25	Anaheim	3-2	W 35-28-11-2
36	1/1	N.Y. Rangers	5-4	W 22-9-4-1	77	3/27	Chicago	4-3	W OT 36-28-11-2
37	1/3	San Jose	1-3	L 22-10-4-1	78	3/28	@ Chicago	3-1	W 37-28-11-2
38	1/5	Minnesota	1-1	T OT 22-10-5-1	79	3/30	Edmonton	1-0	W 38-28-11-2
39	1/6	@ Carolina	0-2	L 22-11-5-1	80	4/1	Detroit	2-3	L 38-29-11-2
40	1/10	@ Nashville	1-3	L 22-12-5-1	81	4/3	@ Nashville	4-1	W 39-29-11-2
41	1/12	Chicago	7-4	W 23-12-5-1	82	4/4	@ Minnesota	0-3	L 39-30-11-2

PLAYER	GP	G	A	TP	+/-	PIM	S	PCTG	PLAYER	GP	G	A	TP	+/-	PIM	S	PCTG	
KEITH KACHUK	75	33	38	71	8	83	233	14.2	PASCAL RHEAUME (NJR)	17	0	0	0	3-	5	15	.0	
DOUG WEIGHT	75	14	51	65	3-	37	198	7.1	(STL)	25	1	3	4	3-	4	23	2.6	
PAVOL DEMITRA	68	23	35	58	1	18	179	12.8	(TOTALS)	42	1	3	4	6-	9	38	2.6	
CHRIS PRONGER	80	14	40	54	1-	88	203	6.9	BARRET JACKMAN	15	1	2	3	1-	41	11	9.1	
DALLAS DRAKE	79	13	22	35	10	65	121	10.7	JEFF HEEREMA	22	1	2	3	5-	4	28	3.6	
BRIAN SAVAGE	(PHX)	61	12	13	15	5-	36	10.1	AL MACINNIS	3	0	2	2	1-	6	9	.0	
	(STL)	13	4	3	7	3-	2	23	REED LOW	57	0	2	2	6-	141	28	.0	
	(TOTALS)	74	16	6	32	8-	38	12.9	STEVE MARTINS	25	1	0	1	7-	22	27	3.7	
SCOTT MELLANBY	68	14	17	31	7-	76	103	13.6	MATT WALKER	14	0	1	1	0	25	8	.0	
PETR CAJANEK	70	12	14	26	12	16	126	9.5	CHRISTIAN LAFAMME	16	0	1	1	3-	20	9	.0	
MIKE SILLINGER	(PHX)	60	8	6	14	5-	66	12.1	JEFF FINLEY	53	0	1	1	9-	34	25	.0	
	(STL)	16	5	5	10	4	14	12.5	JOHNNY POHL	1	0	0	0	2-	0	1	.0	
	(TOTALS)	76	13	11	24	10-	68	10.6	JEREMY VABLONSKI	1	0	0	0	1-	5	1	.0	
MARK RYCOFT	71	9	12	21	2	32	110	8.2	SCOTT PELLERIN	2	0	0	0	3-	2	1	.0	
ERIC WEINRICH	(PHI)	54	2	7	9	11	32	5.6	MIKE STUART	2	0	0	0	0	0	0	.0	
	(STL)	26	2	8	10	1	14	27	STEVE MCLAREN	6	0	0	0	0	25	2	.0	
	(TOTALS)	80	4	15	19	12	46	8.3	JAME POLLOCK	9	0	0	0	1-	6	19	.0	
CHRISTIAN BACKMAN	66	5	13	18	3	16	92	5.4	ARIS BRIMANIS	13	0	0	0	0	4	3	.0	
MIKE DANTON	66	7	5	12	8-	141	72	9.7	REINHARD DIVIS	13	0	0	0	0	2	0	.0	
JAMAL MAYERS	80	6	5	11	19-	91	130	4.6	CHRIS OSGOOD	67	0	0	0	0	10	0	.0	
RYAN JOHNSON	69	4	7	11	2-	8	36	11.1										
ERIC BOGUNECKI	27	6	4	10	1-	20	40	15.0										
ALEXANDER KHAVANOV	48	3	7	10	2	18	62	4.8	GOALTENDER	GP	MIN	AVG	W-L-T	EN	SO	GA	SA	SV%
BYRCE SALVADOR	69	3	5	8	4-	47	60	5.0	CHRIS OSGOOD	67	3,861	2.24	31-25-8	3	3	144	1,604	91.0
MURRAY BARON	80	1	5	6	6-	61	57	1.8	BRENT JOHNSON	10	493	2.43	4-3-1	0	1	20	203	90.1
PETER SEJNA	20	2	2	4	9-	4	36	5.6	REINHARD DIVIS	13	629	2.77	4-4-2	2	0	29	291	90.0

Team & Individual Results, Records & Stats

2002-2003 (41-24-11-6, 99 pts, 2nd Central Division)

#	DATE	VERSUS	SCORE	RECORD	#	DATE	VERSUS	SCORE	RECORD
1	10/10	Anaheim	3-4 L	0-1-0-0	42	1/9	@ San Jose	4-1 W	22-12-5-3
2	10/12	Minnesota	2-2 T OT	0-1-1-0	43	1/11	@ Los Angeles	2-1 W	23-12-5-3
3	10/15	Carolina	2-1 W OT	1-1-1-0	44	1/12	@ Anaheim	1-2 L	23-13-5-3
4	10/17	Columbus	7-1 W	2-1-1-0	45	1/14	@ Phoenix	4-1 W	24-13-5-3
5	10/19	Dallas	5-3 W	3-1-1-0	46	1/16	N.Y. Islanders	2-3 L OT	24-13-5-4
6	10/24	@ Edmonton	2-1 W	4-1-1-0	47	1/18	Chicago	4-2 W	25-13-5-4
7	10/26	@ Calgary	4-3 W OT	5-1-1-0	48	1/20	@ Carolina	5-3 W	26-13-5-4
8	10/30	Nashville	7-0 W	6-1-1-0	49	1/21	@ Atlanta	4-8 L	26-14-5-4
9	11/2	@ N.Y. Islanders	6-1 W	7-1-1-0	50	1/23	@ Chicago	3-3 T	26-14-6-4
10	11/3	@ N.Y. Rangers	3-2 W	8-1-1-0	51	1/25	Dallas	2-4 L	26-15-6-4
11	11/5	@ Montreal	5-2 W	9-1-1-0	52	1/28	@ Washington	5-3 W	27-15-6-4
12	11/7	Columbus	2-5 L	9-2-1-0	53	1/30	Buffalo	2-1 W OT	28-15-6-4
13	11/9	Toronto	6-3 W	10-2-1-0	54	2/5	@ Dallas	2-2 T	28-15-7-4
14	11/12	@ Vancouver	3-6 L	10-3-1-0	55	2/6	N.Y. Rangers	4-4 T	28-15-8-4
15	11/15	@ Edmonton	0-5 L	10-4-1-0	56	2/8	San Jose	4-1 W	29-15-8-4
16	11/16	@ Calgary	1-0 W	11-4-1-0	57	2/11	@ Buffalo	3-2 W	30-15-8-4
17	11/20	@ Columbus	2-3 L	11-5-1-0	58	2/13	Philadelphia	3-4 L OT	30-15-8-5
18	11/21	Los Angeles	3-2 W OT	12-5-1-0	59	2/15	Phoenix	3-5 L	30-16-8-5
19	11/23	Colorado	1-3 L	12-6-1-0	60	2/17	Calgary	5-3 W	31-16-8-5
20	11/25	San Jose	1-4 L	12-7-1-0	61	2/20	Vancouver	2-4 L	31-17-8-5
21	11/27	@ Colorado	4-4	12-7-2-0	62	2/22	@ Pittsburgh	1-2 L OT	31-17-8-6
22	11/29	Calgary	7-2 W	13-7-2-0	63	2/23	@ Minnesota	1-3 L	31-18-8-6
23	11/30	New Jersey	4-5 L OT	13-7-2-1	64	2/27	Edmonton	4-1 W	32-18-8-6
24	12/3	@ Boston	4-0 W	14-7-2-1	65	3/1	Minnesota	2-0 W	33-18-8-6
25	12/5	Ottawa	2-2 T	14-7-3-1	66	3/4	Nashville	2-1 W OT	34-18-8-6
26	12/7	@ Philadelphia	3-1 W	15-7-3-1	67	3/6	Phoenix	6-3 W	35-18-8-6
27	12/8	@ Detroit	3-4 L OT	15-7-3-2	68	3/7	@ Detroit	2-7 L	35-19-8-6
28	12/10	@ New Jersey	0-2 L	15-8-3-2	69	3/11	@ San Jose	4-2 W	36-19-8-6
29	12/12	@ Nashville	2-2 T	15-8-4-2	70	3/13	@ Vancouver	4-4 T	36-19-9-6
30	12/14	Atlanta	4-0 W	16-8-4-2	71	3/15	@ Nashville	1-0 W	37-19-9-6
31	12/17	@ Los Angeles	2-6 L	16-9-4-2	72	3/18	Vancouver	6-4 W	38-19-9-6
32	12/18	@ Anaheim	2-5 L	16-10-4-2	73	3/20	Anaheim	3-2 W OT	39-19-9-6
33	12/20	@ Phoenix	3-3 T	16-10-5-2	74	3/22	Detroit	2-4 L	39-20-9-6
34	12/23	Los Angeles	5-0 W	17-10-5-2	75	3/23	@ Dallas	1-3 L	39-21-9-6
35	12/26	Colorado	3-2 W	18-10-5-2	76	3/26	@ Minnesota	1-0 W	40-21-9-6
36	12/28	@ Columbus	6-1 W	19-10-5-2	77	3/27	Florida	2-1 W	41-21-9-6
37	12/29	Columbus	5-2 W	20-10-5-2	78	3/29	Detroit	2-6 L	41-22-9-6
38	12/31	@ Detroit	1-5 L	20-11-5-2	79	3/31	Edmonton	5-5 T	41-22-10-6
39	1/2	Chicago	1-4 L	20-12-5-2	80	4/3	Chicago	4-6 L	41-23-10-6
40	1/4	Tampa Bay	5-1 W	21-12-5-2	81	4/4	@ Chicago	2-2 T	41-23-11-6
41	1/7	@ Nashville	1-2 L OT	21-12-5-3	82	4/6	@ Colorado	2-5 L	41-24-11-6

PLAYER	GP	G	A	TP	+-	PIM	S	PCTG	PLAYER	GP	G	A	TP	+-	PIM	S	PCTG		
PAVOL DEMITRA	78	36	57	93	0	32	205	17.6	CHRIS PRONGER	5	1	3	4	-2	10	11	9.1		
AL MACINNIS	80	16	52	68	22	61	299	5.4	JEFF FINLEY	64	1	3	4	-2	46	30	3.3		
CORY STILLMAN	79	24	43	67	12	56	157	15.3	MIKE VAN RYN	20	0	3	3	3	8	21	.0		
DOUG WRIGHT	70	15	52	67	-6	52	182	8.2	PETER SEJNA	1	1	0	1	0	0	3	33.3		
SCOTT MELLANBY	80	26	31	57	1	175	132	19.7	ERIC NICKULAS	8	0	1	1	-2	6	3	.0		
KEITH KACHUK	56	31	24	55	1	139	185	16.8	MATT WALKER	16	0	1	1	0	38	13	.0		
ERIC BOGUNIECKI	80	22	27	49	22	38	117	18.8	BRENT JOHNSON	38	0	1	1	0	2	0	.0		
PETR CAJANEK	51	9	29	38	16	20	90	10.0	DANIEL CORSO	1	0	0	0	-1	0	0	.0		
ALEXANDER KHVANOV	81	8	25	33	-1	48	2	8.9	CODY RUDKOWSKY	1	0	0	0	0	0	0	.0		
DALLAS DRAKE	80	20	10	30	-7	66	113	17.7	REINHARD DIVIS	2	0	0	0	0	0	0	.0		
MARTIN RUCINSKY	61	16	14	30	-1	38	135	11.9	SERGEI VARLAMOV	3	0	0	0	1	0	5	.0		
VALERI BURE	(FLA)	46	5	21	26	-11	10	150	3.3	CHRISTIAN BACKMAN	4	0	0	0	-3	0	4	.0	
	(STL)	5	0	2	2	-2	0	11	.0	TOM BARRASSO	6	0	0	0	0	0	0	.0	
	(TOTALS)	51	5	23	58	-13	10	161	3.1	CURTIS SANFORD	8	0	0	0	0	0	0	.0	
BARRET JACKMAN		82	3	16	19	23	190	66	4.5	FRED BRATHWAITE	30	0	0	0	0	0	0	.0	
STEVE MARTINS	(OTT)	14	2	3	5	3	10	13	15.4	CHRIS OSGOOD	46	0	0	0	0	12	0	.0	
	(STL)	28	3	3	6	-8	18	25	12.0										
	(TOTALS)	42	5	6	11	-5	28	38	13.1	GOALTENDERS	GP	MIN	AVG	W-L-T	EN	SO	GA	SV%	
SHJON POEIN		68	4	6	10	7	28	52	7.7	CODY RUDKOWSKY	1	30	.00	1-0-0	0	0	10	1.000	
BRYCE SALVADOR		71	2	8	10	7	95	73	2.7	REINHARD DIVIS	2	83	.72	2-0-0	0	0	1	.34	
TYSON NASH		66	6	3	9	0	114	77	7.8	CURTIS SANFORD	8	397	1.96	5-1-0	0	1	13	.912	
CHRISTIAN LAFLAMME		47	0	9	9	1	45	44	.0	BRENT JOHNSON	38	2,042	2.47	16-13-5	2	2	84	.900	
JAMAL MAYERS		15	2	5	7	1	8	26	7.7	FRED BRATHWAITE	30	1,615	2.75	12-9-4	4	2	74	.883	
RYAN JOHNSON	(FLA)	58	2	5	7	-13	26	54	3.7	TOM BARRASSO	6	293	3.28	1-4-0	0	1	16	.879	
	(STL)	17	0	0	0	0	12	13	.0	CHRIS OSGOOD	(NYI)	37	1,993	2.92	17-14-4	4	2	97	.912
	(TOTALS)	75	2	5	7	-13	38	67	2.9		(STL)	9	532	3.05	4-3-2	1	2	27	.884
TOM KOIVISTO		22	2	4	6	1	10	26	7.7		(TOTALS)	46	2,525	2.95	21-17-6	5	4	124	.892
REED LOW		79	2	4	6	3	234	48	4.2										
STEVE DUBINSKY		28	0	6	6	3	4	23	0.0										

GOALTENDERS	GP	MIN	AVG	W-L-T	EN	SO	GA	SA	SV%
CODY RUDKOWSKY	1	30	.00	1-0-0	0	0	10	1000	
REINHARD DIVIS	2	83	.72	2-0-0	0	0	1	34	.971
CURTIS SANFORD	8	397	1.96	5-1-0	0	1	13	148	.912
BRENT JOHNSON	38	2,042	2.47	16-13-5	2	2	84	844	.900
FRED BRATHWAITE	30	1,615	2.75	12-9-4	4	2	74	631	.883
TOM BARRASSO	6	293	3.28	1-4-0	0	1	16	132	.879
CHRIS OSGOOD (NYI)	37	1,993	2.92	17-14-4	4	2	97	912	.894
(STL)	9	532	3.05	4-3-2	1	2	27	241	.888
(TOTALS)	46	2,525	2.95	21-17-6	5	4	124	1,153	.892

2001-2002 (43-27-8-4, 98 pts, 2nd Central Division)

#	DATE	VERSUS	SCORE	RECORD	#	DATE	VERSUS	SCORE	RECORD
1	10/4	@ Columbus	3-3	T 0-0-1-0	42	1/8	@ San Jose	6-2	W 21-12-6-3
2	10/6	@ Nashville	2-2	T 0-0-2-0	43	1/9	@ Anaheim	3-2	W 22-12-6-3
3	10/11	LOS ANGELES	5-6	L 0-1-2-0	44	1/12	@ Pittsburgh	4-1	W 23-12-6-3
4	10/13	@ Toronto	5-2	W 1-1-2-0	45	1/15	Edmonton	3-2	W 24-12-6-3
5	10/17	DALLAS	2-2	T 1-1-3-0	46	1/17	Vancouver	5-4	W 25-12-6-3
6	10/19	@ Minnesota	3-2	W OT 2-1-3-0	47	1/19	Boston	2-1	W OT 26-12-6-3
7	10/20	PITTSBURGH	2-1	W OT 3-1-3-0	48	1/21	@ Boston	4-3	W OT 27-12-6-3
8	10/22	CALGARY	2-3	L 3-2-3-0	49	1/23	@ Buffalo	5-2	W 28-12-6-3
9	10/25	NY RANGERS	5-1	W 4-2-3-0	50	1/25	@ Chicago	2-5	L 28-13-6-3
10	10/27	@ Ottawa	1-4	L 4-3-3-0	51	1/26	Detroit	1-2	L 28-14-6-3
11	10/31	@ Colorado	1-0	W 5-3-3-0	52	1/28	Anaheim	0-1	L 28-15-6-3
12	11/1	Carolina	4-3	W 6-3-3-0	53	1/30	@ Washington	4-1	W 29-15-6-3
13	11/3	Washington	4-1	W 7-3-3-0	54	2/5	@ NY Islanders	3-4	L 29-16-6-3
14	11/6	San Jose	1-4	L 7-4-3-0	55	2/7	Edmonton	3-1	W 30-16-6-3
15	11/8	Vancouver	3-1	W 8-4-3-0	56	2/9	Philadelphia	0-5	L 30-17-6-3
16	11/10	Phoenix	4-1	W 9-4-3-0	57	2/12	Atlanta	3-0	W 31-17-6-3
17	11/13	@ Columbus	2-3	L OT 9-4-3-1	58	2/13	@ Colorado	1-3	L 31-18-6-3
18	11/15	@ Vancouver	1-2	L 9-5-3-1	59	2/26	@ Vancouver	4-4	T 31-18-7-3
19	11/17	@ Calgary	0-2	L 9-6-3-1	60	2/28	@ Calgary	2-3	L 31-19-7-3
20	11/20	@ Edmonton	0-2	L 9-7-3-1	61	3/2	@ Edmonton	1-1	T 31-19-8-3
21	11/23	@ Detroit	1-3	L 9-8-3-1	62	3/7	Minnesota	0-3	L 31-20-8-3
22	11/24	Phoenix	5-3	W 10-8-3-1	63	3/9	Detroit	2-5	L 31-21-8-3
23	11/27	Ottawa	4-2	W 11-8-3-1	64	3/11	Colorado	2-3	L 31-22-8-3
24	11/29	@ Columbus	3-1	W 12-8-3-1	65	3/13	@ San Jose	2-0	W 32-22-8-3
25	12/01	Columbus	4-3	W 13-8-3-1	66	3/14	@ Los Angeles	1-2	L 32-23-8-3
26	12/02	@ Minnesota	4-4	T 13-8-4-1	67	3/17	@ Anaheim	3-2	W 33-23-8-3
27	12/05	@ Phoenix	0-3	L 13-9-4-1	68	3/19	Nashville	5-1	W 34-23-8-3
28	12/06	@ Los Angeles	1-1	T 13-9-5-1	69	3/20	@ Dallas	2-3	L 34-24-8-3
29	12/08	Los Angeles	2-0	W 14-9-5-1	70	3/22	Anaheim	3-2	W 35-24-8-3
30	12/12	@ Chicago	2-2	T 14-9-6-1	71	3/24	@ Chicago	3-4	L OT 35-24-8-4
31	12/13	Toronto	3-4	L OT 14-9-6-2	72	3/26	Minnesota	1-2	L 35-25-8-4
32	12/15	Calgary	4-0	W 15-9-6-2	73	3/28	Buffalo	4-1	W 36-25-8-4
33	12/18	@ Philadelphia	3-6	L 15-10-6-2	74	3/30	@ Nashville	4-2	W 37-25-8-4
34	12/21	@ Tampa Bay	3-4	L OT 15-10-6-3	75	4/1	@ Phoenix	3-5	L 37-26-8-4
35	12/22	@ Florida	2-0	W 16-10-6-3	76	4/3	@ Dallas	2-1	W OT 38-26-8-4
36	12/26	Chicago	1-3	L 16-11-6-3	77	4/5	Chicago	5-1	W 39-26-8-4
37	12/28	Montreal	3-0	W 17-11-6-3	78	4/7	Colorado	2-4	L 39-27-8-4
38	12/30	Nashville	7-2	W 18-11-6-3	79	4/9	Nashville	3-2	W 40-27-8-4
39	1/1	@ New Jersey	1-2	L 18-12-6-3	80	4/11	San Jose	4-1	W 41-27-8-4
40	1/3	Columbus	4-2	W 19-12-6-3	81	4/13	Detroit	3-2	W OT 42-27-8-4
41	1/5	Dallas	5-2	W 20-12-6-3	82	4/15	@ Detroit	5-3	W 43-27-8-4

PLAYER	GP	G	A	PTS	+/-	PIM	PP	SH	GW	GT	S	PCTG	PLAYER	GP	G	A	PTS	+/-	PIM	PP	SH	GW	GT	S	PCTG
PAVOL DEMITRA	82	35	43	78	13	46	11	0	10	0	212	16.5	MIKE VAN RYN	48	2	8	10	10	18	0	0	1	0	52	3.8
KEITH TKACHUK	73	38	37	75	21	117	13	0	7	1	244	15.6	JEFF FINLEY	78	0	6	6	12	30	0	0	0	0	39	.0
DOUG WEIGHT	61	15	34	49	20	40	3	0	1	0	131	11.5	REED LOW	58	0	5	5	-3	160	0	0	0	0	25	.0
CHRIS PRONGER	78	7	40	47	23	120	4	1	3	0	204	3.4	BRENT JOHNSON	58	0	4	4	0	2	0	0	0	0	1	.0
AL MACINNIS	71	11	35	46	3	52	6	0	4	1	231	4.8	MARK RYCROFT	9	0	3	3	0	4	0	0	0	0	14	.0
CORY STILLMAN	80	23	22	45	8	36	6	0	4	0	140	16.4	MARC BERGEVIN	30	0	3	3	6	2	0	0	0	0	13	.0
SCOTT YOUNG	67	19	22	41	11	26	5	0	1	0	210	9.0	RICHARD PILON	8	0	2	2	-1	9	0	0	0	0	3	.0
SCOTT MELLANBY	64	15	26	41	-5	93	8	0	2	0	137	10.9	ERIC BOGUNIECKI	8	0	1	1	-2	4	0	0	0	0	10	.0
RAY FERRARO (ATL)	61	8	19	27	32	66	2	0	0	1	72	11.1	CHRISTIAN LAFAMME	8	0	1	1	3	4	0	0	0	0	6	.0
(STL)	15	6	4	10	2	8	2	0	1	0	27	22.2	JUSTIN PAPINEAU	1	0	0	0	-2	0	0	0	0	0	0	.0
(TOTALS)	76	14	23	37	-30	74	4	0	1	1	99	14.1	BARRET JACKMAN	1	0	0	0	0	0	0	0	0	0	1	.0
DALLAS DRAKE	80	11	15	26	8	87	1	3	2	0	116	9.5	REINHARD DIVIS	1	0	0	0	0	0	0	0	0	0	0	.0
ALEXANDER KHAVANOV	81	3	21	24	9	55	0	0	0	0	87	3.4	TED DONATO	2	0	0	0	-2	2	0	0	0	0	0	.0
SHION POIDEIN (COL)	41	6	6	12	0	39	0	1	2	0	43	14.0	FRED BRATHWAITE	25	0	0	0	0	0	0	0	0	0	1	.0
(STL)	23	2	4	6	2	2	0	0	0	0	24	8.3													
(TOTALS)	64	8	10	18	2	41	0	1	2	0	67	11.9	GOALTENDER	GP	MIN	AVG	W-L-T	EN	SO	GA	SA	SV%			
JAMAL MAYERS	77	9	8	17	9	99	0	1	0	0	105	8.6	REINHARD DIVIS	1	25	.00	0-0-0	1	0	0	4	1.000			
MIKE EASTWOOD	71	7	10	17	-2	41	0	0	2	0	60	11.7	BRENT JOHNSON	58	3,491	218	34-20-4	5	5	127	1,293	.902			
TYSON NASH	64	6	7	13	2	100	0	0	1	0	66	9.1	FRED BRATHWAITE	25	1,446	2.24	9-11-4	1	2	54	543	.901			
SERGEI VARLAMOV	52	5	7	12	4	26	0	0	0	0	83	6.0													
BRYCE SALVADOR	66	5	7	12	3	78	1	0	2	0	37	13.5													
DANIEL CORSO	41	4	7	11	3	6	1	0	2	0	25	16.0													

Team & Individual Results, Records & Stats

2000-2001 (43-22-12-5, 103 pts, 2nd Central Division)

#	DATE	VERSUS	SCORE	RECORD	#	DATE	VERSUS	SCORE	RECORD
1	10/5	@ Phoenix	1-4 L	0-1-0-0	42	1/13	@ Los Angeles	4-2 W	29-8-4-1
2	10/6	@ San Jose	4-1 W	1-1-0-0	43	1/15	@ Phoenix	1-3 L	29-9-4-1
3	10/8	@ Anaheim	5-1 W	2-1-0-0	44	1/18	EDMONTON	4-1 W	30-9-4-1
4	10/11	@ Los Angeles	4-4 T	2-1-1-0	45	1/20	VANCOUVER	3-0 W	31-9-4-1
5	10/13	MINNESOTA	2-0 W	3-1-1-0	46	1/21	@ Nashville	1-3 L	31-10-4-1
6	10/17	@ Detroit	1-2 L	3-2-1-0	47	1/23	@ Montreal	5-2 W	32-10-4-1
7	10/19	LOS ANGELES	1-1 W	4-2-1-0	48	1/25	NEW JERSEY	4-3 OT	W 33-10-4-1
8	10/21	CHICAGO	7-0 W	5-2-1-0	49	1/27	SAN JOSE	3-4 OT	L 33-10-4-2
9	10/26	CALGARY	4-3 W	6-2-1-0	50	1/29	TORONTO	2-1 W	34-10-4-2
10	10/28	DALLAS	4-3 OT	W 7-2-1-0	51	1/30	@ Boston	1-5 L	34-11-4-2
11	10/29	@ Carolina	4-1 W	8-2-1-0	52	2/1	COLUMBUS	2-2 T	34-11-5-2
12	10/31	@ Nashville	4-2 W	9-2-1-0	53	2/6	@ Columbus	2-2 T	34-11-6-2
13	11/2	WASHINGTON	2-0 W	10-2-1-0	54	2/8	TAMPA BAY	4-1 W	35-11-6-2
14	11/4	TORONTO	0-0 T	10-2-2-0	55	2/10	@ Colorado	4-3 OT	W 36-11-6-2
15	11/9	@ Colorado	3-3 T	10-2-3-0	56	2/11	@ Dallas	3-3 T	36-11-7-2
16	11/11	@ Vancouver	5-2 W	11-2-3-0	57	2/15	CALGARY	4-1 W	37-11-7-2
17	11/14	@ Edmonton	0-3 L	11-3-3-0	58	2/16	@ Chicago	2-6 L	37-12-7-2
18	11/16	PITTSBURGH	4-3 W	12-3-3-0	59	2/19	@ Florida	0-3 L	37-13-7-2
19	11/18	BUFFALO	4-1 W	13-3-3-0	60	2/20	@ Tampa Bay	2-3 L	37-14-7-2
20	11/21	VANCOUVER	3-4 L	13-4-3-0	61	2/23	@ Detroit	2-4 L	37-15-7-2
21	11/24	@ Nashville	4-0 W	14-4-3-0	62	2/24	BOSTON	3-2 OT	W 38-15-7-2
22	11/25	PHOENIX	5-1 W	15-4-3-0	63	2/26	SAN JOSE	7-2 W	39-15-7-2
23	11/29	@ Toronto	6-5 OT	W 16-4-3-0	64	2/28	@ Edmonton	3-5 L	39-16-7-2
24	12/2	FLORIDA	5-2 W	17-4-3-0	65	3/2	@ Vancouver	2-3 OT	L 39-16-7-3
25	12/5	ANAHEIM	1-0 W	18-4-3-0	66	3/3	@ Calgary	2-3 OT	L 39-16-7-4
26	12/9	CHICAGO	6-4 W	19-4-3-0	67	3/6	@ Minnesota	3-3 T	39-16-8-4
27	12/10	@ Chicago	6-1 W	20-4-3-0	68	3/8	COLORADO	2-5 L	39-17-8-4
28	12/15	@ Atlanta	6-3 W	21-4-3-0	69	3/10	DETROIT	2-2 T	39-17-9-4
29	12/16	DETROIT	2-2 T	21-4-4-0	70	3/13	@ Philadelphia	2-5 L	39-18-9-4
30	12/20	@ NY Rangers	6-3 W	22-4-4-0	71	3/14	@ Minnesota	1-0 OT	W 40-18-9-4
31	12/23	ANAHEIM	5-2 W	23-4-4-0	72	3/17	@ Calgary	2-2 T	40-18-10-4
32	12/26	COLUMBUS	5-0 W	24-4-4-0	73	3/20	NY ISLANDERS	3-4 OT	L 40-18-10-5
33	12/28	LOS ANGELES	2-5 L	24-5-4-0	74	3/22	COLORADO	1-3 L	40-19-10-5
34	12/30	PHOENIX	2-1 W	25-5-4-0	75	3/24	CHICAGO	5-1 W	41-19-10-5
35	1/1	EDMONTON	5-2 W	26-5-4-0	76	3/25	@ Dallas	1-1 T	41-19-11-5
36	1/2	@ Ottawa	1-3 L	26-6-4-0	77	3/28	@ Detroit	2-5 L	41-20-11-5
37	1/4	NASHVILLE	2-4 L	26-7-4-0	78	3/31	@ Pittsburgh	3-5 L	41-21-11-5
38	1/6	MINNESOTA	5-1 W	27-7-4-0	79	4/1	@ Columbus	1-2 L	41-22-11-5
39	1/8	PHILADELPHIA	1-2 OT	27-7-4-1	80	4/3	CAROLINA	2-2 T	41-22-12-5
40	1/10	@ Anaheim	4-2 W	28-7-4-1	81	4/5	COLUMBUS	4-1 W	42-22-12-5
41	1/11	@ San Jose	6-3 L	28-8-4-1	82	4/7	NASHVILLE	1-0 W	43-22-12-5

PLAYER	GP	G	A	TP	+/+	PIM	S	PCTG	PLAYER	GP	G	A	TP	+/+	PIM	S	PCTG
Pierre Turgeon	79	30	52	82	14	6	137	17.5	Bryce Salvador	75	2	8	10	-4	69	60	3.3
Keith Tkachuk	(PHX) 64	29	42	71	6	108	230	12.6	Jeff Finley	72	2	8	10	7	38	35	5.7
	(STL) 12	6	2	8	-3	14	41	14.6	Sean Hill	48	1	10	11	5	51	47	2.1
	(TOTALS) 76	35	44	79	3	122	271	12.9	Alexei Gusarov	(COL) 9	0	1	1	2	6	4	0.0
Scott Young	81	40	33	73	15	30	321	12.5		(NJR) 26	1	3	4	-2	6	21	4.8
Cory Stillman	(CGY) 66	21	24	45	-6	45	148	14.2		(STL) 16	0	4	4	-3	6	10	0.0
	(STL) 12	3	4	7	-2	6	26	11.5		(TOTALS) 51	1	8	9	-3	18	35	2.9
	(TOTALS) 78	24	28	52	-8	51	174	13.8	Todd Reirden	38	2	4	6	-2	43	58	3.4
Al MacInnis	59	12	42	54	23	52	218	5.5	Reed Low	56	1	5	6	4	159	31	3.2
Chris Pronger	51	8	39	47	21	75	121	6.6	Peter Smrek	(STL) 6	2	0	2	1	2	5	40.0
Pavol Demitra	44	20	25	45	27	16	124	16.1		(NJR) 14	0	3	3	1	12	9	0.0
Jochen Hecht	72	19	25	44	11	48	208	9.1		(TOTALS) 20	2	3	5	2	14	14	14.2
Dallas Drake	82	12	29	41	18	71	142	8.5	Marc Bergevin	(STL) 2	0	0	0	1	0	1	0.0
Michal Handzus	(STL) 36	10	14	24	11	12	58	17.2		(PIT) 36	1	4	5	5	26	11	9.1
	(PHX) 10	4	4	8	5	21	14	28.6		(TOTALS) 38	1	4	5	6	26	12	8.3
	(TOTALS) 46	14	18	32	16	33	72	19.4	Darren Rumble	12	0	4	4	7	27	11	0.0
Craig Conroy	(STL) 69	11	14	25	2	46	101	10.9	Reid Simpson	38	2	1	3	-3	96	23	8.7
	(CGY) 14	3	4	7	0	14	32	9.4	Vladimir Chebatukin	22	1	2	3	5	26	5	20.0
	(TOTALS) 83	14	18	32	2	60	133	10.5	Pascal Rheaume	8	2	0	2	-1	5	16	12.5
Mike Eastwood	77	6	17	23	4	28	51	11.8	Roman Turek	54	0	1	1	0	6	0	0.0
Alex Khavanov	74	7	16	23	16	52	92	7.6	Mike Van Ryn	1	0	0	0	-2	0	1	0.0
Scott Mellanby	(FLA) 40	4	9	13	-13	46	58	6.9	Eric Boguniecki	1	0	0	0	-1	0	1	0.0
	(STL) 23	7	1	8	0	25	37	18.9	Dale Clarke	3	0	0	0	1	0	5	0.0
	(TOTALS) 63	11	10	21	-13	71	95	11.6	Jaroslav Obsut	4	0	0	0	1	2	3	0.0
Jamal Mayers	77	8	13	21	-3	117	132	6.1	Dan Trebil	26	0	0	0	0	7	26	0.0
Ladislav Nagy	(STL) 40	8	8	16	-2	20	59	13.6	Brent Johnson	31	0	0	0	0	2	0	0.0
	(PHX) 6	0	1	1	0	2	5	0.0									
	(TOTALS) 46	8	9	17	-2	22	64	12.5	GOALTENDER	GP	MIN	AVG	W-L-T	EN	SO	GA	SV%
Tyson Nash	57	8	7	15	8	110	113	7.1	Roman Turek	54	3,332	2.28	24-18-10	7	6	123	1,248 .901
Lubos Bartekco	50	5	8	13	-1	12	51	9.8	Brent Johnson	31	1,744	2.17	19-9-2	2	4	63	676 .907
Marty Reasoner	41	4	9	13	-5	14	65	6.2									
Daniel Corso	28	10	3	13	0	14	42	23.8									

1999-2000 (51-19-11-1, 114 pts, 1st Central Division)

#	DATE	VERSUS	SCORE	RECORD	#	DATE	VERSUS	SCORE	RECORD
1	10/02	PHOENIX	1-2 L	0-1-0	42	1/8	VANCOUVER	4-2 W	25-11-6
2	10/04	LOS ANGELES	2-3 L	0-2-0	43	1/11	@ San Jose	5-2 W	26-11-6
3	10/06	@ Calgary	4-1 W	1-2-0	44	1/13	@ Los Angeles	3-2 W	27-11-6
4	10/09	@ Edmonton	4-2 W	2-2-0	45	1/14	@ Anaheim	1-3 L	27-12-6
5	10/13	@ Detroit	2-4 L	2-3-0	46	1/19	@ Pittsburgh	1-3 L	27-13-6
6	10/16	TORONTO	4-2 W	3-3-0	47	1/21	@ Chicago	3-0 W	28-13-6
7	10/19	CALGARY	7-1 W	4-3-0	48	1/22	NY RANGERS	1-4 L	28-14-6
8	10/21	EDMONTON	3-2 OT W	5-3-0	49	1/26	@ Ottawa	4-1 W	29-14-6
9	10/23	NEW JERSEY	3-1 W	6-3-0	50	1/28	@ Dallas	3-1 W	30-14-6
10	10/27	@ New Jersey	1-2 L	6-4-0	51	1/29	COLORADO	4-0 W	31-14-6
11	10/30	DETROIT	5-4 OT W	7-4-0	52	2/1	@ Calgary	5-4 OT W	32-14-6
12	11/3	@ Colorado	0-5 L	7-5-0	53	2/3	VANCOUVER	5-2 W	33-14-6
13	11/5	@ Edmonton	2-1 W	8-5-0	54	2/8	@ Detroit	4-1 W	34-14-6
14	11/7	@ Vancouver	6-1 W	9-5-0	55	2/10	DETROIT	0-2 L	34-15-6
15	11/9	DALLAS	2-5 L	9-6-0	56	2/12	ANAHEIM	6-3 W	35-15-6
16	11/12	EDMONTON	2-2 T	9-6-1	57	2/15	ATLANTA	4-1 W	36-15-6
17	11/13	@ NY Islanders	5-3 W	10-6-1	58	2/18	@ Nashville	2-1 W	37-15-6
18	11/17	@ Toronto	3-2 W	11-6-1	59	2/21	@ Anaheim	4-2 W	38-15-6
19	11/18	FLORIDA	3-0 W	12-6-1	60	2/23	@ San Jose	4-1 W	39-15-6
20	11/20	SAN JOSE	1-1 T	12-6-2	61	2/25	COLORADO	4-2 W	40-15-6
21	11/22	NASHVILLE	3-2 OT W	13-6-2	62	2/27	CHICAGO	1-4 L	40-16-6
22	11/24	@ Detroit	2-4 L	13-7-2	63	2/29	PHILADELPHIA	3-2 W	41-16-6
23	11/26	@ Buffalo	2-0 W	14-7-2	64	3/2	@ Atlanta	5-2 W	42-16-6
24	11/27	CHICAGO	8-3 W	15-7-2	65	3/4	@ Florida	1-1 T	42-16-7
25	12/2	NASHVILLE	3-1 W	16-7-2	66	3/7	PHOENIX	4-0 W	43-16-7
26	12/4	SAN JOSE	4-2 W	17-7-2	67	3/9	VANCOUVER	2-2 T	43-16-8
27	12/5	@ Philadelphia	2-3 L	17-8-2	68	3/11	ANAHEIM	1-1 T	43-16-9
28	12/7	CAROLINA	2-4 L	17-9-2	69	3/12	@ Dallas	2-4 L	43-17-9
29	12/10	@ Nashville	4-2 W	18-9-2	70	3/15	@ Phoenix	5-3 W	44-17-9
30	12/11	DALLAS	4-2 W	19-9-2	71	3/17	@ Los Angeles	4-0 W	45-17-9
31	12/14	CALGARY	1-1 T	19-9-3	72	3/20	WASHINGTON	2-1 W	46-17-9
32	12/18	BOSTON	4-0 W	20-9-3	73	3/22	@ Carolina	2-1 W	46-17-9
33	12/21	@ Phoenix	6-0 W	21-9-3	74	3/24	@ Tampa Bay	5-1 W	48-17-9
34	12/23	@ Nashville	2-2 T	21-9-4	75	3/26	@ Chicago	1-1 T	48-17-10
35	12/26	NASHVILLE	2-3 L	21-10-4	76	3/29	TORONTO	2-3 L	48-18-10
36	12/27	@ Colorado	1-5 L	21-11-4	77	3/30	@ Boston	3-2 W	49-18-10
37	12/30	SAN JOSE	2-1 OT W	22-11-4	78	4/1	DETROIT	0-0 T	49-18-11
38	1/1	@ Washington	1-1 T	22-11-5	79	4/2	OTTAWA	4-1 W	50-18-11
39	1/3	@ NY Rangers	5-2 W	23-11-5	80	4/5	CALGARY	6-5 W	51-18-11
40	1/4	LOS ANGELES	2-2 T	23-11-6	81	4/7	CHICAGO	3-4 OT L	51-18-11-1
41	1/6	MONTREAL	4-3 W	24-11-6	82	4/9	@ Chicago	1-3 L	51-19-11-1

PLAYER	GP	G	A	TP	+	-	PIM	PPG	SHG	GWG	G/G	S	PCTG	PLAYER	GP	G	A	TP	+	-	PIM	PPG	SHG	GWG	G/G	S	PCTG
Pavol Demitra	71	28	47	75	34	8	8	0	4	0	241	11.6		Marc Bergevin	81	1	8	9	27	75	0	0	0	0	54	1.9	
Pierre Turgeon	52	26	40	66	30	8	8	0	3	0	139	18.7		Ricard Persson	41	0	8	8	-2	38	0	0	0	0	30	.0	
Chris Pronger	79	14	48	62	52	92	8	0	3	2	192	7.3		Ladislav Nagy	11	2	4	6	2	2	1	0	0	0	15	13.3	
Michal Handzus	81	25	28	53	19	44	3	4	5	1	166	15.1		Geoff Courtnall	6	2	2	4	3	6	0	0	1	0	15	13.3	
Scott Young	75	24	15	39	12	18	6	1	7	1	244	9.8		Bob Bassen	27	1	3	4	-3	26	0	0	0	0	26	3.8	
Lubos Bartek	67	16	23	39	24	51	3	0	3	0	75	21.3		Chris McAlpine	(STL) 21	1	1	2	1	14	0	0	0	1	25	4.0	
Al MacInnis	61	11	28	39	20	34	6	0	7	0	245	4.5			(TB) 10	1	1	2	-5	10	0	0	0	0	5	20.0	
Stephane Richer	(TB) 20	7	5	12	2	4	1	0	0	0	47	14.9			(ATL) 3	0	0	0	-4	2	0	0	0	0	4	.0	
	(STL) 36	8	17	25	7	14	4	0	1	0	63	12.7			(TOTALS) 34	2	2	4	-8	26	0	0	0	1	34	5.9	
	(TOTALS) 56	15	22	37	9	18	5	0	1	0	110	13.6		Pascal Rheaume	7	1	1	2	-2	6	0	0	0	0	5	20.0	
Mike Eastwood	79	19	15	34	5	32	1	3	3	1	83	22.9		Bryan Helmer	15	1	1	2	-3	10	1	0	1	0	19	5.3	
Jochen Hecht	63	13	21	34	20	28	5	0	1	0	140	9.3		Kelly Chase	25	0	1	1	-5	118	0	0	0	0	0	14	.0
Craig Conroy	79	12	15	27	5	36	1	2	3	0	98	12.2		Roman Turek	67	0	1	1	0	4	0	0	0	0	0	0	.0
Todd Reiden	56	4	21	25	18	32	0	0	1	0	77	5.2		Derek Bekar	1	0	0	0	0	0	0	0	0	0	0	0	.0
Marty Reasoner	32	10	14	24	9	20	3	0	0	0	51	19.6		Jim Campbell	2	0	0	0	0	9	0	0	0	0	0	6	.0
Terry Yake	(STL) 26	4	9	13	2	22	2	0	2	0	26	15.4		Rudy Poeschek	12	0	0	0	-3	24	0	0	0	0	0	8	.0
	(WSH) 35	6	5	11	2	12	1	0	1	0	29	20.7		Jamie McLennan	19	0	0	0	0	2	0	0	0	0	0	0	.0
	(TOTALS) 61	10	14	24	4	34	3	0	3	0	55	18.2															
Scott Pellerin	80	8	15	23	9	48	0	2	2	0	120	6.7															
Jamal Mayers	79	7	10	17	0	90	0	0	0	0	99	7.1		GOALTENDER	GP	MIN	AVG	W-L-T	EN	SO	GA	SA	SV%	G	A	PIM	
Tyson Nash	66	4	9	13	6	150	0	1	1	0	68	5.9		Roman Turek	67	3,960	1.95	42-15-9	3	7	129	1,470	.912	0	1	4	
Dave Ellett	52	2	8	10	-4	12	0	0	1	0	41	4.9		Jamie McLennan	19	1,009	1.96	9-5-2	0	2	33	341	.903	0	0	2	
Jeff Finley	74	2	8	10	26	38	0	0	2	0	31	6.5															
Derek King	(TOR) 3	0	0	0	-2	2	0	0	0	0	4	.0															
	(STL) 19	2	7	9	0	6	1	0	0	0	29	6.9															
	(TOTALS) 22	2	7	9	-2	8	1	0	0	0	33	6.1															

GOALTENDER	GP	MIN	AVG	W-L-T	EN	SO	GA	SA	SV%	G	A	PIM
Roman Turek	67	3,960	1.95	42-15-9	3	7	129	1,470	.912	0	1	4
Jamie McLennan	19	1,009	1.96	9-5-2	0	2	33	341	.903	0	0	2

Team & Individual Results, Records & Stats

1998-1999 (37-32-13, 87 pts, 2nd Central Division)

#	DATE	VERSUS	SCORE	RECORD	#	DATE	VERSUS	SCORE	RECORD
1	10/10	@ Boston	3-3	T 0-0-1	42	1/21	TORONTO	2-4	L 16-17-9
2	10/12	@ NY Rangers	4-2	W 1-0-1	43	1/26	@ San Jose	3-0	W 17-17-9
3	10/16	@ Detroit	1-4	L 1-1-1	44	1/28	@ Vancouver	4-2	W 18-17-9
4	10/17	NY ISLANDERS	0-1	L 1-2-1	45	1/30	@ Calgary	3-4	L OT 18-18-9
5	10/22	@ Ottawa	5-3	W 2-2-1	46	2/1	@ Edmonton	4-3	W OT 19-18-9
6	10/24	CALGARY	4-3	W 3-2-1	47	2/4	NEW JERSEY	0-2	L 19-19-9
7	10/27	@ Philadelphia	1-2	L 3-3-1	48	2/6	ANAHEIM	3-4	L 19-20-9
8	10/29	DETROIT	3-1	W 4-3-1	49	2/8	@ Florida	5-4	W 20-20-9
9	10/31	ANAHEIM	2-2	T 4-3-2	50	2/10	@ Tampa Bay	5-4	W 21-20-9
10	11/4	@ Anaheim	3-1	W 5-3-2	51	2/11	SAN JOSE	1-5	L 21-21-9
11	11/5	@ Los Angeles	2-2	T 5-3-3	52	2/13	EDMONTON	2-3	L 21-22-9
12	11/7	@ San Jose	2-2	T 5-3-4	53	2/15	VANCOUVER	8-1	W 22-22-9
13	11/10	CHICAGO	5-2	W 6-3-4	54	2/18	FLORIDA	0-0	T 22-22-10
14	11/11	@ Detroit	2-6	L 6-4-4	55	2/20	NASHVILLE	3-4	L 22-23-10
15	11/14	NASHVILLE	5-1	W 7-4-4	56	2/22	LOS ANGELES	5-1	W 23-23-10
16	11/19	@ Nashville	2-3	L 7-5-4	57	2/24	CHICAGO	1-3	L 23-24-10
17	11/21	DALLAS	3-3	T 7-5-5	58	2/26	@ Calgary	4-2	W 24-24-10
18	11/24	NASHVILLE	4-0	W 8-5-5	59	2/28	@ Chicago	3-1	W 25-24-10
19	11/27	SAN JOSE	2-4	L 8-6-5	60	3/2	@ Nashville	5-1	W 26-24-10
20	11/28	WASHINGTON	4-2	W 9-6-5	61	3/4	TORONTO	0-4	L 26-25-10
21	12/4	@ Colorado	0-2	L 9-7-5	62	3/7	@ Dallas	3-4	L 26-26-10
22	12/5	COLORADO	1-3	L 9-8-5	63	3/9	CALGARY	4-7	L 26-27-10
23	12/8	BUFFALO	2-2	T 9-8-6	64	3/11	MONTREAL	0-3	L 26-28-10
24	12/12	PITTSBURGH	3-4	L 9-9-6	65	3/13	EDMONTON	6-4	W 27-28-10
25	12/14	@ Colorado	0-0	T 9-9-7	66	3/14	@ Chicago	5-2	W 28-28-10
26	12/15	@ Dallas	3-7	L 9-10-7	67	3/16	PHILADELPHIA	5-2	W 29-28-10
27	12/17	PHOENIX	3-2	W 10-10-7	68	3/18	PHOENIX	2-2	T 29-28-11
28	12/19	LOS ANGELES	5-2	W 11-10-7	69	3/20	OTTAWA	2-3	L 29-29-11
29	12/22	@ NY Islanders	3-3	T 11-10-8	70	3/22	CAROLINA	5-2	W 30-29-11
30	12/23	@ New Jersey	2-4	L 11-11-8	71	3/25	@ Vancouver	4-1	W 31-29-11
31	12/26	DETROIT	4-3	W 12-11-8	72	3/26	@ Edmonton	1-2	L 31-30-11
32	12/28	@ DETROIT	4-4	T 12-11-9	73	3/28	@ Chicago	1-3	L 31-31-11
33	1/1	@ Nashville	6-5	W 13-11-9	74	4/1	TAMPA BAY	3-0	W 32-31-11
34	1/2	NY RANGERS	0-1	L 13-12-9	75	4/3	DALLAS	5-2	W 33-31-11
35	1/4	VANCOUVER	4-0	W 14-12-9	76	4/5	@ Toronto	2-2	T 33-31-12
36	1/7	CHICAGO	4-2	W 15-12-9	77	4/7	@ Washington	4-2	W 34-31-12
37	1/9	@ Pittsburgh	1-2	L 15-13-9	78	4/9	DETROIT	1-1	T 34-31-13
38	1/11	@ Montreal	1-3	L 15-14-9	79	4/11	COLORADO	2-4	L 34-32-13
39	1/13	@ Buffalo	4-2	W 16-14-9	80	4/14	@ Anaheim	3-1	W 35-32-13
40	1/16	@ Colorado	0-2	L 16-15-9	81	4/15	@ Phoenix	6-4	W 36-32-13
41	1/19	@ Phoenix	2-4	L 16-16-9	82	4/18	@ Los Angeles	3-2	W 37-32-13

PLAYER	GP	G	A	TP	+/	-	PIM	PPG	SHG	GWG	GTG	S	PCTG	PLAYER	GP	G	A	TP	+/	-	PIM	PPG	SHG	GWG	GTG	S	PCTG
Pavol Demitra	82	37	52	89	13	16	14	0	10	1	259	14.3		Jeff Finley	(NJR)	2	0	0	0	-1	0	0	0	0	0	0	.0
Pierre Turgeon	67	31	34	65	4	36	10	0	5	2	193	16.1		(STL)	30	1	2	3	12	20	0	0	0	0	16	6.3	
Al MacInnis	82	20	42	62	33	70	11	1	2	2	314	6.4		(TOTALS)	32	1	2	3	11	20	0	0	0	0	16	6.3	
Scott Young	75	24	28	52	8	27	8	0	4	0	205	11.7		Chris McAlpine	51	1	1	2	-10	50	0	0	0	0	56	1.8	
Chris Pronger	67	13	33	46	3	113	8	0	0	0	172	7.6		Marc Bergevin	52	1	1	2	-14	99	0	0	0	0	40	2.5	
Scott Pellier	80	20	21	41	1	42	0	5	4	0	138	14.5		Jochen Hecht	1	0	0	0	-3	2	0	0	0	0	0	.0	
Craig Conroy	69	14	25	39	14	38	0	1	1	0	134	10.4		Tyson Nash	2	0	0	0	-1	5	0	0	0	0	1	.0	
Mike Eastwood	82	9	21	30	6	36	0	0	0	0	76	11.8		Jochen Hecht	3	0	0	0	-2	0	0	0	0	0	4	.0	
Terry Yake	60	9	18	27	-9	34	3	0	4	0	59	15.3		Jim Carey	4	0	0	0	0	0	0	0	0	0	0	.0	
Pascal Rheaume	60	9	18	27	-10	24	2	0	0	0	85	10.6		Brent Johnson	6	0	0	0	0	0	0	0	0	0	0	.0	
Jim Campbell	55	4	21	25	-8	41	1	0	0	0	99	4.0		Rich Parent	10	0	0	0	0	2	0	0	0	0	0	.0	
Michel Picard	45	11	11	22	5	16	0	0	2	0	69	15.9		Rudy Poeschek	16	0	0	0	33	0	0	0	0	0	8	.0	
Blair Atcheynum	(NSH)	53	8	6	14	-10	16	2	0	1	70	11.4		Brad Shaw	(WSH)	4	0	0	0	0	4	0	0	0	0	5	.0
	(STL)	12	2	4	2	2	0	0	0	1	23	8.7		(STL)	12	0	0	0	0	4	0	0	0	0	10	.0	
	(TOTALS)	65	10	8	18	-18	2	0	2	0	93	10.8		(TOTALS)	16	0	0	0	0	8	0	0	0	0	15	.0	
Lubos Bartecko	32	5	11	16	4	6	0	0	1	0	37	13.5		Jamie McLennan	33	0	0	0	0	0	0	0	0	0	0	.0	
Michal Handzus	66	4	12	16	-9	30	0	0	0	0	78	5.1		Grant Fuhr	39	0	0	0	0	12	0	0	0	0	0	.0	
Ricard Persson	54	1	12	13	4	94	0	0	0	0	62	1.9															
Geoff Courtinall	24	5	7	12	2	28	1	0	2	0	60	8.3															
Marty Reasoner	22	3	7	10	2	8	1	0	0	0	33	9.1															
Kelly Chase	45	3	7	10	2	143	0	0	1	0	25	12.0															
Jamal Mayers	34	4	5	9	-3	40	0	0	0	0	48	8.3		Brent Johnson	6	286	2.18	3	-2-0	0	0	10	127	.921	0	0	0
Tony Twist	63	2	6	8	0	149	0	0	0	0	23	8.7		Jamie McLennan	33	1,763	2.30	13-14-4	3	3	70	640	.891	0	0	0	
Jamie Rivers	76	2	5	7	-3	47	1	0	0	0	78	2.6		Grant Fuhr	39	2,193	2.44	16-11-8	1	2	89	827	.892	0	0	12	
Todd Gill	28	2	3	5	-6	16	1	0	0	1	36	5.6		Rich Parent	10	519	2.54	4-3-1	1	1	22	193	.886	0	0	2	
Bryan Helmer	(PHX)	11	0	0	0	2	23	0	0	0	11	.0		Jim Carey	4	202	3.86	1-2-0	0	0	13	76	.829	0	0	0	
	(STL)	29	0	4	4	3	19	0	0	0	38	.0															
	(TOTALS)	40	0	4	4	5	42	0	0	0	49	.0															

GOALTENDER	GP	MINS	AVG	W-L-T	EN	SO	GA	SA	SV%	G	A	PIM
Brent Johnson	6	286	2.10	3-2-0	0	0	10	127	.921	0	0	0
Jamie McLennan	33	1,763	2.38	13-14-4	3	3	70	640	.891	0	0	0
Grant Fuhr	39	2,193	2.44	16-11-8	1	2	89	827	.892	0	0	12
Rich Parent	10	519	2.54	4-3-1	1	1	22	193	.886	0	0	2
Jim Carey	4	202	3.86	1-2-0	0	0	13	76	.829	0	0	0

1997-1998 (45-29-8, 98 pts, 3rd Central Division)

#	DATE	VERSUS	SCORE	RECORD	#	DATE	VERSUS	SCORE	RECORD
1	10/1	BUFFALO	1-3	L 0-1-0	42	12/29	@ Washington	2-4	L 22-14-6
2	10/3	PHOENIX	7-2	W 1-1-0	43	12/31	@ Detroit	2-5	L 22-15-6
3	10/4	@ Dallas	2-1	W 2-1-0	44	1/3	CALGARY	4-3	W 23-15-6
4	10/9	LOS ANGELES	3-2 OT	W 3-1-0	45	1/6	@ San Jose	5-1	W 24-15-6
5	10/11	FLORIDA	5-3	W 4-1-0	46	1/7	@ Vancouver	3-2	W 25-15-6
6	10/13	CAROLINA	3-1	W 5-1-0	47	1/10	@ Calgary	5-1	W 26-15-6
7	10/17	@ Chicago	2-0	W 6-1-0	48	1/12	@ Edmonton	1-2	L 26-16-6
8	10/18	NY RANGERS	5-3	W 7-1-0	49	1/14	DALLAS	1-2 OT	L 26-17-6
9	10/20	@ Detroit	3-3	T 7-1-1	50	1/20	@ NY Rangers	1-3	L 26-18-6
10	10/22	@ Carolina	3-4	L 7-2-1	51	1/22	NY ISLANDERS	3-3	T 26-18-7
11	10/23	VANCOUVER	4-1	W 8-2-1	52	1/24	@ Chicago	4-5	L 26-19-7
12	10/25	WASHINGTON	5-2	W 9-2-1	53	1/26	@ Pittsburgh	2-4	L 26-20-7
13	10/29	@ Philadelphia	3-2	W 10-2-1	54	1/27	@ Buffalo	3-3	T 26-20-8
14	10/30	COLORADO	2-2	T 10-2-2	55	1/29	TORONTO	2-0	W 27-20-8
15	11/1	SAN JOSE	2-0	W 11-2-2	56	1/31	DALLAS	6-3	W 28-20-8
16	11/3	PHILADELPHIA	1-5	L 11-3-2	57	2/4	@ Toronto	2-3	L 28-21-8
17	11/6	@ Chicago	1-2	L 11-4-2	58	2/5	@ Boston	3-1	W 29-21-8
18	11/8	@ Colorado	1-4	L 11-5-2	59	2/7	DETROIT	4-1	W 30-21-8
19	11/10	@ Dallas	7-1	W 12-5-2	60	2/6	@ San Jose	1-3	L 30-22-8
20	11/13	BOSTON	4-2	W 13-5-2	61	2/28	@ Los Angeles	5-2	W 31-22-8
21	11/15	DETROIT	5-2	W 14-5-2	62	3/1	@ Anaheim	6-2	W 32-22-8
22	11/17	@ Toronto	3-2	W 15-5-2	63	3/3	CHICAGO	5-3	W 33-22-8
23	11/20	EDMONTON	0-3	L 15-6-2	64	3/5	MONTREAL	4-0	W 34-22-8
24	11/22	ANAHEIM	0-2	L 15-7-2	65	3/7	DALLAS	2-1	W 35-22-8
25	11/25	@ Phoenix	2-3	L 15-8-2	66	3/9	@ Vancouver	4-0	W 36-22-8
26	11/27	LOS ANGELES	2-2	T 15-8-3	67	3/11	@ Colorado	2-3	L 36-23-8
27	11/29	@ NY Islanders	2-4	L 15-9-3	68	3/14	PHOENIX	0-2	L 36-24-8
28	12/2	@ New Jersey	3-1	W 16-9-3	69	3/21	@ Edmonton	0-2	L 36-25-8
29	12/4	TORONTO	4-3	W 17-9-3	70	3/22	@ Calgary	3-5	L 36-26-8
30	12/6	CALGARY	4-3 OT	W 18-9-3	71	3/26	TAMPA BAY	3-2	W 37-26-8
31	12/8	VANCOUVER	5-1	W 19-9-3	72	3/28	DETROIT	3-2	W 38-26-8
32	12/10	@ Montreal	3-4 OT	L 19-10-3	73	3/30	SAN JOSE	6-2	W 39-26-8
33	12/11	@ Ottawa	2-1	W 20-10-3	74	4/1	@ Toronto	6-4	W 40-26-8
34	12/13	EDMONTON	1-4	L 20-11-3	75	4/4	COLORADO	4-1	W 41-26-8
35	12/15	OTTAWA	1-3	L 20-12-3	76	4/7	@ Detroit	3-5	L 41-27-8
36	12/18	NEW JERSEY	4-4	T 20-12-4	77	4/9	CHICAGO	3-2	W 42-27-8
37	12/20	PITTSBURGH	4-1	W 21-12-4	78	4/11	PHOENIX	3-4	L 42-28-8
38	12/22	@ Tampa Bay	2-2	T 21-12-5	79	4/12	@ Dallas	3-4	L 42-28-8
39	12/23	@ Florida	3-2	W 22-12-5	80	4/16	@ Los Angeles	7-3	W 43-29-8
40	12/26	CHICAGO	1-4	L 22-13-5	81	4/18	@ Phoenix	5-4	W 44-29-8
41	12/27	ANAHEIM	5-5	T 22-13-6	82	4/19	@ Anaheim	5-3	W 45-29-8

PLAYER	GP	G	A	TP	+	-	PIM	PPG	SHG	GWG	GTS	PCTG	PLAYER	GP	G	A	TP	+	-	PIM	PPG	SHG	GWG	GTS	PCTG
Brett Hull	66	27	45	72	-1	26	10	0	6	0	211	12.8	Chris McAlpine	54	3	7	10	14	36	0	0	0	35	8.6	
Pierre Turgeon	60	22	46	68	13	24	6	0	4	0	140	15.7	Marc Bergevin	81	3	7	10	-2	90	0	0	0	40	7.5	
Geoff Courtnall	79	31	31	62	12	94	6	0	5	0	189	16.4	Harry York	58	4	6	10	0	31	0	0	0	42	9.5	
Steve Duchesne	80	14	42	56	9	32	5	1	1	0	153	9.2	Michel Picard	16	1	8	9	3	29	0	0	0	19	5.3	
Pavol Demitra	61	22	30	52	11	22	4	4	6	1	147	15.0	Rudy Poeschek	50	1	7	8	-5	64	0	0	0	29	3.4	
Al MacInnis	71	19	30	49	6	80	9	1	2	0	227	8.4	Kelly Chase	67	4	3	7	10	231	0	1	1	29	13.8	
Craig Conroy	81	14	29	43	20	46	0	3	1	0	118	11.9	Jamie Rivers	59	2	4	6	5	36	1	0	1	53	3.8	
Jim Campbell	76	22	19	41	0	55	7	0	6	1	147	15.0	Tony Twist	60	1	2	4	-4	105	0	0	0	17	5.9	
Chris Pronger	81	9	27	36	47	180	1	0	2	0	145	6.2	Christopher Kenady	5	0	2	2	1	0	0	0	0	3	.0	
Todd Gill	(S.J.) 64	8	13	21	-13	31	4	0	1	0	100	8.0	Grant Fuhr	58	0	2	2	0	6	0	0	0	2	.0	
	(STL) 11	5	4	9	2	10	3	0	1	0	22	22.7	Libor Zabransky	6	0	1	1	-3	6	0	0	0	2	.0	
(TOTALS)	75	13	17	30	-11	41	7	0	2	0	122	10.7	Ricard Persson	1	0	0	0	0	0	0	0	0	0	.0	
Scott Pellerin	80	8	21	29	14	62	1	1	0	0	96	8.3	Rich Parent	1	0	0	0	0	0	0	0	0	0	.0	
Blair Atcheynum	61	11	15	26	5	10	0	1	3	0	103	10.7	Jamie McLennan	30	0	0	0	0	4	0	0	0	0	.0	
Terry Yake	65	10	15	25	1	38	3	1	4	0	60	16.7													
Darren Turcotte	62	12	6	18	6	26	3	0	1	0	75	16.0													
Pascal Rheaume	48	6	9	15	4	35	1	0	0	0	45	13.3													
Joe Murphy	27	4	9	13	8	22	2	0	0	0	52	7.7	Rich Parent	1	12	.00	0-0-0	0	0	0	1	1.000	0	0	0
Mike Eastwood	(NJR) 48	5	5	10	-2	16	0	0	0	0	34	14.7	Jamie McLennan	30	1,658	2.17	16-8-2	1	2	60	618	.903	0	0	4
	(STL) 10	1	0	1	0	6	0	0	1	0	4	25.0	Grant Fuhr	58	3,274	2.53	29-21-6	5	3	138	1,354	.898	0	2	6
(TOTALS)	58	6	5	11	-2	22	0	0	1	0	38	15.8													

GOALTENDER	GP	MIN	AVG	W-L-T	EN	SO	GA	SA	SV%	G	A	PIM
Rich Parent	1	12	.00	0-0-0	0	0	0	1	1.000	0	0	0
Jamie McLennan	30	1,658	2.17	16-8-2	1	2	60	618	.903	0	0	4
Grant Fuhr	58	3,274	2.53	29-21-6	5	3	138	1,354	.898	0	2	6

Team & Individual Results, Records & Stats

1996-1997 (36-35-11, 83 pts, 4th Central Division)

#	DATE	VERSUS	SCORE	RECORD	#	DATE	VERSUS	SCORE	RECORD
1	10/4	COLORADO	4-2 W	1-0-0	42	1/5	@ New Jersey	5-3 W	18-20-4
2	10/6	CHICAGO	1-4 L	1-1-0	43	1/7	EDMONTON	2-5 L	18-21-4
3	10/9	@ Calgary	3-1 W	2-1-0	44	1/9	@ San Jose	4-3 W	19-21-4
4	10/11	@ Edmonton	3-1 W	3-1-0	45	1/11	@ Los Angeles	1-2 L	19-22-4
5	10/12	@ Vancouver	3-5 L	3-2-0	46	1/15	@ Phoenix	4-1 W	20-22-4
6	10/14	@ Chicago	4-6 L	3-3-0	47	1/20	@ NY Islanders	6-4 W	21-22-4
7	10/17	TORONTO	6-1 W	4-3-0	48	1/23	VANCOUVER	4-3 W	22-22-4
8	10/18	@ NY Rangers	1-2 L	4-4-0	49	1/25	@ Montreal	8-1 W	23-22-4
9	10/20	SAN JOSE	2-3 L	4-5-0	50	1/27	ANAHEIM	1-4 L	23-23-4
10	10/22	@ Phoenix	2-1 W	5-5-0	51	1/29	@ Toronto	4-0 W	24-23-4
11	10/26	WASHINGTON	4-6 L	5-6-0	52	1/30	@ Ottawa	5-2 W	25-23-4
12	10/30	@ Colorado	3-6 L	5-7-0	53	2/1	DETROIT	1-4 L	25-24-4
13	11/1	BUFFALO	2-4 L	5-8-0	54	2/4	@ Detroit	1-1 T	25-24-5
14	11/3	DALLAS	6-3 W	6-8-0	55	2/6	DALLAS	6-4 W	26-24-5
15	11/5	@ Toronto	3-6 L	6-9-0	56	2/8	@ Boston	3-3 T	26-24-6
16	11/8	@ Vancouver	4-2 W	7-9-0	57	2/10	PHOENIX	2-4 L	26-25-6
17	11/9	@ Calgary	3-2 W	8-9-0	58	2/13	NY RANGERS	4-1 W	27-25-6
18	11/14	TAMPA BAY	5-3 W	9-9-0	59	2/15	COLORADO	2-5 L	27-26-6
19	11/16	CALGARY	2-0 W	10-9-0	60	2/17	CHICAGO	4-2 W	28-26-6
20	11/17	ANAHEIM	4-2 W	11-9-0	61	2/20	OTTAWA	1-1 T	28-26-7
21	11/19	@ Pittsburgh	2-4 L	11-10-0	62	2/22	DETROIT	2-2 T	28-26-8
22	11/21	PHOENIX	4-3 W	12-10-0	63	2/23	CALGARY	3-5 L	28-27-8
23	11/23	FLORIDA	1-3 L	12-11-0	64	2/25	@ Tampa Bay	2-3 L	28-28-8
24	11/27	@ Anaheim	3-2 W	13-11-0	65	2/27	@ Florida	2-3 L	28-29-8
25	12/1	SAN JOSE	3-4 L	13-12-0	66	3/5	@ Dallas	2-3 L	28-30-8
26	12/3	@ Toronto	0-2 L	13-13-0	67	3/9	EDMONTON	1-4 L	28-31-8
27	12/5	PHOENIX	0-3 L	13-14-0	68	3/11	@ San Jose	4-3 W	29-31-8
28	12/6	@ Colorado	4-3 W	14-14-0	69	3/13	@ Los Angeles	4-2 W	30-31-8
29	12/8	@ Edmonton	3-2 W	15-14-0	70	3/14	@ Anaheim	4-4 T	30-31-9
30	12/11	@ Dallas	5-5 T	15-14-1	71	3/17	@ Phoenix	2-3 L	30-32-9
31	12/13	CHICAGO	1-4 L	15-15-1	72	3/20	HARTFORD	4-1 W	31-32-9
32	12/15	VANCOUVER	0-8 L	15-16-1	73	3/23	DALLAS	1-4 L	31-33-9
33	12/17	@ Hartford	3-5 L	15-17-1	74	3/25	@ Washington	2-3 L	31-34-9
34	12/19	PITTSBURGH	0-4 L	15-18-1	75	3/27	LOS ANGELES	2-1 W	32-34-9
35	12/21	@ Philadelphia	0-4 L	15-19-1	76	3/30	PHILADELPHIA	3-2 W	33-34-9
36	12/22	LOS ANGELES	7-4 W	16-19-1	77	4/1	@ Detroit	1-1 T	33-34-10
37	12/26	@ Chicago	4-4 T	16-19-2	78	4/3	NY ISLANDERS	5-5 T	33-34-11
38	12/27	TORONTO	2-3 L	16-20-2	79	4/6	NEW JERSEY	0-2 L	33-35-11
39	12/29	BOSTON	4-2 W	17-20-2	80	4/9	@ Chicago	1-0 W	34-35-11
40	1/2	MONTREAL	2-2 T	17-20-3	81	4/10	TORONTO	5-1 W	35-35-11
41	1/3	@ Buffalo	2-2 T	17-20-4	82	4/13	@ Detroit	3-1 W	36-35-11

PLAYER		GP	G	A	TP	+/	PIM	PPG	SHG	GWG	G/G	S	PCTG	PLAYER		GP	G	A	TP	+/	PIM	PPG	SHG	GWG	G/G	S	PCTG
Pierre Turgeon	(MTL)	9	1	10	11	4	2	0	0	0	22	4.5		Sergio Momesso	(NYR)	9	0	0	0	-2	11	0	0	0	11	0.0	
	(STL)	69	25	49	74	4	12	5	0	7	194	12.9			(STL)	31	1	3	4	-4	37	0	0	0	32	3.1	
	(TOTALS)	78	26	59	85	8	14	5	0	7	216	12.0			(TOTALS)	40	1	3	4	-6	48	0	0	0	43	2.3	
Brett Hull		77	42	40	82	-9	10	12	2	6	2	302	13.9	Marc Bergevin		82	0	4	4	-9	53	0	0	0	30	0.0	
Geoff Courtnall		82	17	40	57	3	86	4	0	2	0	203	8.4	Pavol Demitra		8	3	0	3	0	2	2	0	1	0	15	20.0
Joe Murphy		75	20	25	45	-1	69	4	1	2	1	151	13.2	Konstantin Shafnarov		5	2	1	3	1	0	0	0	0	0	8	25.0
Jim Campbell		68	23	20	43	3	68	5	0	6	1	169	13.6	Shayne Corson		11	2	1	3	4	-24	1	0	0	0	19	10.5
Al MacInnis		72	13	30	43	2	65	6	1	0	1	296	4.4	Steve Leach		17	2	1	3	-2	24	0	0	0	0	33	6.1
Stephane Matteau		74	16	20	36	11	50	1	2	2	0	98	16.3	Rob Pearson		18	1	2	3	-5	37	0	0	0	0	14	7.1
Chris Pronger		79	11	24	35	15	143	4	0	0	0	147	7.5	Tony Twist		64	1	2	3	-8	121	0	0	0	0	21	4.8
Harry York		74	14	18	32	1	24	3	1	3	0	86	16.3	Murray Baron		11	0	2	2	-4	11	0	0	0	0	7	0.0
Igor Kravchuk		82	4	24	28	7	35	1	0	0	0	142	2.8	Trent Yawney		39	0	2	2	2	17	0	0	0	0	8	0.0
Robert Petrovicky		44	7	12	19	2	10	0	0	1	0	54	13.0	Grant Fuhr		73	0	2	2	0	6	0	0	0	0	0	0.0
Scott Pellerin		54	8	10	18	12	35	0	2	2	0	76	10.5	Yuri Khmylev		2	1	0	1	-1	2	0	0	0	0	3	33.3
Craig Conroy		61	6	11	17	0	43	0	0	0	1	74	8.1	Gary Leeman		2	0	1	1	0	0	0	0	0	0	3	0.0
Peter Zezel		35	4	9	13	6	12	0	0	1	0	49	8.2	Christer Olsson		5	0	1	1	1	0	0	0	0	0	2	0.0
Ricard Persson	(NJL)	1	0	0	0	0	0	0	0	0	0	2	0.0	Jamal Mayers		6	0	1	1	-3	2	0	0	0	0	7	0.0
	(STL)	53	4	8	12	-2	45	1	0	0	0	68	5.9	Rory Fitzpatrick	(MTL)	6	0	1	1	-2	6	0	0	0	0	5	0.0
	(TOTALS)	54	4	8	12	-2	45	1	0	0	0	70	5.7		(STL)	2	0	0	0	-2	2	0	0	0	1	0.0	
Brian Noonan		13	2	5	7	2	0	0	0	0	0	13	15.4		(TOTALS)	8	0	1	1	-4	8	0	0	0	6	0.0	
Jamie Rivers		15	2	5	7	-4	6	1	0	0	0	9	22.2	Alexander Vasilevski		3	0	0	0	0	-1	2	0	0	0	3	0.0
Craig MacLavish		50	2	5	7	-12	33	0	0	0	0	26	7.7	Jon Casey		15	0	0	0	0	0	0	0	0	0	0	0.0
Mike Peluso	(NJL)	20	0	2	2	0	68	0	0	0	0	14	0.0	Chris McAlpine		15	0	0	0	-2	24	0	0	0	0	3	0.0
	(STL)	44	2	3	5	0	158	0	0	0	0	23	8.7														
	(TOTALS)	64	2	5	7	0	226	0	0	0	0	37	5.4														
Libor Zabransky		34	1	5	6	-1	44	0	0	1	0	26	3.8														

GOALTENDER	GP	MIN	GA	ENG	SO	AVG	W-L-T	SHOTS	SPTG
Grant Fuhr	73	4,261	193	4	3	2.72	33-27-11	1,940	.901
Jon Casey	15	707	40	2	0	3.39	3-8-0	299	.866

1995-1996 (32-34-16, 80 pts, 4th Central Division)

#	DATE	VERSUS	SCORE	RECORD	#	DATE	VERSUS	SCORE	RECORD
1	10/7	@ Washington	1-4	L 0-1-0	42	1/11	@ Philadelphia	4-4	T 18-18-6
2	10/10	EDMONTON	5-3	W 1-1-0	43	1/13	@ Montreal	3-3	T 18-18-7
3	10/12	@ Dallas	3-1	W 2-1-0	44	1/14	@ NY Rangers	3-3	T 18-18-8
4	10/14	COLORADO	4-1	W 3-1-0	45	1/16	EDMONTON	1-5	L 18-19-8
5	10/17	BOSTON	4-7	L 3-2-0	46	1/24	@ Winnipeg	6-5	W 19-19-8
6	10/19	DALLAS	1-1	T 3-2-1	47	1/27	TAMPA BAY	2-1	W 20-19-8
7	10/21	CHICAGO	1-4	L 3-3-1	48	1/29	@ Ottawa	2-4	L 20-20-8
8	10/22	@ Buffalo	2-5	L 3-4-1	49	1/31	@ Toronto	4-0	W 21-20-8
9	10/25	@ Hartford	4-2	W 4-4-1	50	2/1	VANCOUVER	2-2	T 21-20-9
10	10/27	ANAHEIM	4-2	W 5-4-1	51	2/3	PHILADELPHIA	3-7	L 21-21-9
11	10/29	WASHINGTON	1-3	L 5-5-1	52	2/6	DALLAS	2-5	L 21-22-9
12	11/1	@ Anaheim	0-3	L 5-6-1	53	2/8	CHICAGO	1-6	L 21-23-9
13	11/4	@ San Jose	3-7	L 5-7-1	54	2/10	@ Dallas	6-3	W 22-23-9
14	11/7	LOS ANGELES	0-1	L 5-8-1	55	2/11	@ Florida	2-2	T 22-23-10
15	11/10	WINNIPEG	3-2	W 6-8-1	56	2/13	@ Tampa Bay	3-2	W 23-23-10
16	11/11	@ NY Islanders	4-1	W 7-8-1	57	2/16	DETROIT	4-3	W 24-23-10
17	11/14	NY RANGERS	1-1	T 7-8-2	58	2/18	WINNIPEG	3-0	W 25-23-10
18	11/16	SAN JOSE	3-1	W 8-8-2	59	2/20	OTTAWA	1-7	L 25-24-10
19	11/18	@ Boston	2-5	L 8-9-2	60	2/22	@ Chicago	4-3 OT	W 26-24-10
20	11/21	@ Toronto	2-5	L 8-10-2	61	2/24	LOS ANGELES	2-2	T 26-24-11
21	11/23	VANCOUVER	2-3	L 8-11-2	62	2/29	@ Vancouver	2-2	T 26-24-12
22	11/25	TORONTO	2-2	T 8-11-3	63	3/3	@ Edmonton	4-3	W 27-24-12
23	11/27	BUFFALO	0-2	L 8-12-3	64	3/5	FLORIDA	2-0	W 28-24-12
24	11/29	MONTREAL	5-4	W 9-12-3	65	3/7	CALGARY	2-4	L 28-25-12
25	11/30	@ Winnipeg	4-1	W 10-12-3	66	3/9	HARTFORD	6-3	W 29-25-12
26	12/2	@ Edmonton	7-3	W 11-12-3	67	3/12	@ Calgary	2-4	L 29-26-12
27	12/5	@ Calgary	1-1	T 11-12-3	68	3/15	@ San Jose	4-2	W 30-26-12
28	12/8	@ Vancouver	6-3	W 12-12-4	69	3/17	@ Anaheim	1-5	L 30-27-12
29	12/9	@ Los Angeles	2-1	W 13-12-4	70	3/18	@ Los Angeles	3-1	W 31-27-12
30	12/12	DETROIT	2-5	L 13-13-4	71	3/20	@ Dallas	1-2	L 31-28-12
31	12/14	CALGARY	3-3	T 13-13-5	72	3/22	ANAHEIM	1-6	L 31-29-12
32	12/16	SAN JOSE	3-2	W 14-13-5	73	3/24	DETROIT	2-2	T 31-29-13
33	12/19	NY ISLANDERS	4-1	W 15-13-5	74	3/26	@ Pittsburgh	4-8	L 31-30-13
34	12/22	@ Colorado	1-2	L 15-14-5	75	3/28	NEW JERSEY	4-4	T 31-30-14
35	12/23	@ Winnipeg	1-2	L 15-15-5	76	3/31	@ Detroit	1-8	L 31-31-14
36	12/26	@ Detroit	2-3	L 15-16-5	77	4/3	@ Colorado	6-3	W 32-31-14
37	12/28	DALLAS	4-1	W 16-16-5	78	4/4	TORONTO	1-3	L 32-32-14
38	12/30	TORONTO	3-4 OT	L 16-17-5	79	4/6	@ Toronto	1-5	L 32-33-14
39	1/4	@ Chicago	3-1	W 17-17-5	80	4/8	WINNIPEG	2-2	T 32-33-15
40	1/6	PITTSBURGH	3-2	W 18-17-5	81	4/11	COLORADO	2-3	L 32-34-15
41	1/9	@ New Jersey	2-4	L 18-18-5	82	4/14	@ Chicago	2-2	T 32-34-16

PLAYER		GP	G	A	TP	+	-	PIM	PPG	SHG	GWG	GTS	S	PCTG	PLAYER		GP	G	A	TP	+	-	PIM	PPG	SHG	GWG	GTS	S	PCTG
Wayne Gretzky	(LA)	62	15	66	81	-7	32	5	0	2	1	144	10.4	Rob Pearson	(BUF)	27	6	4	10	4	54	1	0	1	0	51	11.8		
	(STL)	18	8	13	21	-6	2	1	1	1	1	51	15.7	Charlie Huddy	(STL)	52	5	5	10	-5	59	2	0	1	0	57	8.8		
	(TOTALS)	80	23	79	102	-13	34	6	1	3	1	195	11.8		(TOTALS)	12	0	0	0	-7	6	0	0	0	0	13	0.0		
Brett Hull		70	43	40	83	4	30	16	5	6	0	327	13.1			64	5	5	10	-12	65	2	0	1	0	70	7.1		
Al MacInnis		82	17	44	61	5	88	9	1	1	1	317	5.4	Christie Olsson	26	2	8	10	-6	14	2	0	1	0	32	6.3			
Shayne Corson		77	18	28	46	3	192	13	0	0	2	150	12.0	Ian Lapierre	33	3	6	9	-4	87	1	0	1	0	31	9.7			
Dale Haverchuk		66	13	28	41	5	22	5	0	1	0	136	9.6	Ken Sutton	(EDM)	32	0	8	8	-12	39	0	0	0	0	38	0.0		
Geoff Courtnall		69	24	16	40	-9	101	7	1	1	2	228	10.5	(STL)	6	0	0	0	-1	4	0	0	0	0	3	0.0			
Brian Noonan		81	13	22	35	2	84	3	1	6	0	131	9.9	(TOTALS)	38	0	8	8	-1	43	0	0	0	0	41	0.0			
Yuri Khmylev	(BUF)	66	8	20	28	-12	40	5	1	1	1	123	6.5	David Roberts	28	1	6	7	-7	12	1	0	1	0	35	2.9			
	(STL)	7	0	1	1	-5	0	0	0	0	0	13	0.0	Tony Twist	51	3	2	5	-1	100	0	0	0	0	12	25.0			
	(TOTALS)	73	8	21	29	-17	40	5	1	1	1	136	5.9	Roman Vopat	25	2	3	5	-8	48	1	0	1	0	33	6.1			
Steve Leach	(BOS)	59	9	13	22	-4	86	1	0	2	0	124	7.3	Esa Tikkanen	11	1	4	4	5	1	18	0	1	0	0	19	5.3		
	(STL)	14	2	4	6	-3	22	0	0	0	0	33	6.1	J.J. Daigneault	37	1	3	4	-6	24	0	0	0	0	45	2.2			
	(TOTALS)	73	11	17	28	-7	108	1	0	2	0	157	7.0	Jay Wells	76	0	3	3	-8	67	0	0	0	0	24	0.0			
Stephane Matteau	(NJR)	42	3	2	6	-4	22	1	0	0	0	39	10.3	Patrice Dandridge	23	3	0	3	-2	12	0	0	1	0	21	14.3			
	(STL)	46	7	13	20	-4	65	3	0	2	1	70	10.0	Denis Chasse	42	3	0	3	-9	108	1	0	1	0	25	12.0			
	(TOTALS)	78	11	15	26	-8	87	4	0	2	1	109	10.1	Basil McPhee	18	1	1	2	-5	40	0	0	0	0	5	20.0			
Chris Pronger	(TOR)	78	7	18	25	-11	110	3	1	1	0	138	5.1	Dallas Eakins	16	0	1	1	-2	34	0	0	0	0	6	0.0			
Igor Kravchuk	(EDM)	26	4	4	8	-13	10	0	0	0	0	59	6.8	Paul Brinen	17	0	1	1	-1	4	0	0	0	0	11	0.0			
	(STL)	40	3	12	15	-6	34	0	0	1	0	114	2.6	Greg Gilbert	17	0	1	1	-1	8	0	0	0	0	9	0.0			
	(TOTALS)	66	7	16	23	-19	34	0	0	1	0	173	4.0	Grant Fuhr	79	0	1	1	0	8	0	0	0	0	0	0.0			
Adam Craighead	(PHI)	61	11	10	21	0	78	2	0	3	1	98	11.2	Donald Dufresne	3	0	0	0	-2	4	0	0	0	0	1	0.0			
Peter Zezel	(STL)	57	8	13	21	-2	12	2	0	1	0	87	9.2	Kevin Sawyer	6	0	0	0	-2	23	0	0	0	0	0	0.0			
Mike Hudson	(TOR)	27	2	0	2	-5	29	0	0	0	0	27	7.4	Alex Vasilevski	1	0	0	0	-1	0	0	0	0	0	0	0.0			
	(STL)	32	3	12	15	-7	26	0	0	0	0	32	9.4	Fred Knipscheer	1	0	0	0	0	2	0	0	0	0	2	0.0			
	(TOTALS)	59	5	12	17	-2	55	0	0	0	0	59	8.5	Jamie Rivers	3	0	0	0	-1	2	0	0	0	0	5	0.0			
Craig Johnson	(EDM)	49	8	7	15	-4	30	1	0	0	0	69	11.6	Jon Casey	9	0	0	0	0	0	0	0	0	0	0	0.0			
Glenn Anderson	(STL)	15	2	4	6	10	0	27	0	0	1	0	36	11.1	Bruce Racine	11	0	0	0	0	2	0	0	0	0	0	0.0		
	(TOTALS)	32	6	8	14	-11	33	2	0	1	0	71	8.5	GOALTENDER	GP	MINS	GA	ENG	SO	AVG	W-L-T	SHOTS	SPTG						
Craig MacTavish	(PHI)	55	8	14	-13	62	0	0	0	1	1	42	11.9	Grant Fuhr	79	4,365	209	1	3	2.87	30-28-16	1,017	.903						
	(STL)	13	0	1	1	-6	8	0	0	0	0	16	0.0	Bruce Racine	11	230	12	0	0	3.13	0-3-0	101	.881						
	(TOTALS)	68	5	9	14	-9	70	0	0	1	1	58	8.6	Jon Casey	9	395	25	0	0	3.80	2-3-0	180	.861						
Jeff Norton	(STL)	36	4	7	11	4	26	0	0	1	0	33	12.1	Pat Jablonski	1	8	1	0	0	7.50	0-0-0	5	.800						
Murray Barron	(STL)	82	2	9	11	3	190	0	0	0	0	86	2.3																

Team & Individual Results, Records & Stats

1994-1995 (28-15-5, 61 pts, 2nd Central Division)

#	DATE	VERSUS	SCORE	RECORD	#	DATE	VERSUS	SCORE	RECORD
1	1/20	@ San Jose	5-2 W	1-0-0	25	3/19	@ Anaheim	4-2 W	15-8-2
2	1/21	@ Vancouver	7-1 W	2-0-0	26	3/20	@ Los Angeles	3-5 L	15-9-2
3	1/24	@ Calgary	4-6 L	2-1-0	27	3/22	@ Calgary	3-4 L	15-10-2
4	1/26	LOS ANGELES	3-1 W	3-1-0	28	3/26	EDMONTON	5-1 W	16-10-2
5	1/28	VANCOUVER	1-3 L	3-2-0	29	3/27	@ Dallas	3-2 W	17-10-2
6	1/31	ANAHEIM	7-2 W	4-2-0	30	3/29	@ Chicago	3-1 W	18-10-2
7	2/2	@ Winnipeg	5-4 OT W	5-2-0	31	3/31	SAN JOSE	4-1 W	19-10-2
8	2/4	DALLAS	7-4 W	6-2-0	32	4/2	@ Detroit	3-3 OT T	19-10-3
9	2/7	LOS ANGELES	5-5 T	6-2-1	33	4/3	TORONTO	5-2 W	20-10-3
10	2/9	CHICAGO	0-5 L	6-3-1	34	4/5	@ Toronto	6-4 W	21-10-3
11	2/11	WINNIPEG	2-3 L	6-4-1	35	4/9	DALLAS	2-3 L	21-11-3
12	2/13	CALGARY	4-2 W	7-4-1	36	4/11	WINNIPEG	7-5 W	22-11-3
13	2/17	@ Winnipeg	4-3 W	8-4-1	37	4/13	@ Winnipeg	2-5 L	22-12-3
14	2/18	@ Toronto	1-3 L	8-5-1	38	4/16	DETROIT	6-5 W	23-12-3
15	2/20	EDMONTON	4-0 W	9-5-1	39	4/18	VANCOUVER	4-1 W	24-12-3
16	2/22	SAN JOSE	4-3 W	10-5-1	40	4/19	@ Chicago	2-2 OT T	24-12-4
17	2/25	@ Detroit	3-2 W	11-5-1	41	4/21	TORONTO	3-1 W	25-12-4
18	2/27	TORONTO	3-2 W	12-5-1	42	4/23	CHICAGO	2-2 OT T	25-12-5
19	3/5	@ Dallas	1-2 L	12-6-1	43	4/25	@ Dallas	8-4 W	26-12-5
20	3/7	ANAHEIM	6-3 W	13-6-1	44	4/27	@ Edmonton	2-3 OT L	26-13-5
21	3/9	CALGARY	5-1 W	14-6-1	45	4/28	@ Vancouver	1-3 L	26-14-5
22	3/12	DETROIT	1-2 L	14-7-1	46	4/30	@ San Jose	4-3 W	27-14-5
23	3/14	@ Edmonton	5-6 L	14-8-1	47	5/1	@ Anaheim	5-3 W	28-14-5
24	3/16	@ Los Angeles	2-2 OT T	14-8-2	48	5/3	DETROIT	2-3 L	28-15-5

PLAYER	GP	G	A	TP	+	-	PIM	PPG	SHG	GWG	G/G	S	PCTG	PLAYER	GP	G	A	TP	+	-	PIM	PPG	SHG	GWG	G/G	S	PCTG
Brett Hull	48	29	21	50	13	10	9	3	6	0	200	14.5		Kevin Miller	15	2	5	7	3	0	1	0	0	0	19	10.5	
Brendan Shanahan	45	20	21	41	7	136	6	2	6	0	153	13.1		Craig Johnson	15	3	3	6	4	6	0	0	0	0	19	15.8	
Steve Duchesne	47	12	26	38	29	36	1	0	1	0	116	10.3		Rick Zombo	22	1	4	5	7	24	0	0	1	0	18	5.6	
Esa Tikkanen	43	12	23	35	13	22	5	2	1	1	107	11.2		Basil McRae	21	0	5	5	4	72	0	0	0	0	14	0.0	
Adam Creighton	48	14	20	34	17	74	3	0	1	0	81	17.3		Murray Baron	39	0	5	5	9	93	0	0	0	0	28	0.0	
Jeff Norton	(S.J.) 20	1	9	10	1	39	0	0	0	0	21	4.8		Tony Twist	28	3	0	3	0	89	0	0	1	0	8	37.5	
	(STL) 28	2	18	20	21	33	0	0	1	0	27	7.4		Donald Dufresne	22	0	3	3	2	10	0	0	0	0	11	0.0	
(TOTALS)	48	3	27	30	22	72	0	0	1	0	48	6.3		Peter Stastny	6	1	1	2	1	0	0	0	0	0	9	11.1	
Al MacInnis	32	8	20	28	19	43	2	0	0	0	110	7.3		Geoff Sarjeant	4	0	1	1	0	2	0	0	0	0	0	0.0	
Ian Laperriere	37	13	14	27	12	85	1	0	1	0	53	24.5		Curtis Joseph	36	0	1	1	0	0	0	0	0	0	0	0.0	
Glenn Anderson	36	12	14	26	9	37	0	0	3	0	54	22.2		Philippe Bozon	1	0	0	0	0	0	0	0	0	0	0	0.0	
Greg Gilbert	46	11	14	25	22	11	0	0	3	0	57	19.3		Vitali Prokhorov	2	0	0	0	1	0	0	0	0	0	0	0.0	
Todd Elik	(S.J.) 22	7	10	17	3	18	4	0	0	1	50	14.0		Denny Felsner	3	0	0	0	-1	0	0	0	0	0	0	0.0	
	(STL) 13	2	4	6	5	4	0	0	0	1	26	7.7		Dan Laperriere	4	0	0	0	1	15	0	0	0	0	0	0.0	
(TOTALS)	35	9	14	23	8	22	4	0	0	2	76	11.8		Terry Hollinger	5	0	0	0	-1	2	0	0	0	0	1	0.0	
Bill Houlder	41	5	13	18	16	20	1	0	0	0	59	8.5		Jeff Batters	10	0	0	0	-5	21	0	0	0	0	3	0.	
Denis Chasse	47	7	9	16	12	133	1	0	0	0	48	14.6		Jon Casey	19	0	0	0	0	0	0	0	0	0	0	0.0	
Guy Carbonneau	42	5	11	16	11	16	1	0	1	0	33	15.2															
Patrice Tardif	27	3	10	13	4	29	1	0	0	0	46	6.5		GOALTENDER	GP	MIN	GA	ENG	SO	AVG	W-L-T	SHOTS	SPECTG				
Dave Roberts	19	6	5	11	3	10	3	0	2	1	41	14.6		Jon Casey	19	872	40	0	0	2.75	7-5-4	400	.900				
Vitali Karamnov	26	3	7	10	7	14	0	0	0	0	22	13.6		Curtis Joseph	36	1,914	89	0	1	2.79	20-10-1	902	.900				
Doug Lidster	37	2	7	9	9	12	1	0	0	0	37	5.4		Geoff Sarjeant	4	120	6	0	0	3.00	1-0-0	52	.885				
Craig Janney	8	2	5	7	3	0	1	0	0	0	9	22.2															

1993-1994 (40-33-11, 91 pts, 4th Central Division)

#	DATE	VERSUS	SCORE	RECORD	#	DATE	VERSUS	SCORE	RECORD
1	10/7	FLORIDA	5-3 W	1-0-0	43	1/9	@ Dallas	1-2 L	21-16-6
2	10/9	OTTAWA	7-5 W	2-0-0	44	1/13	EDMONTON	6-4 W	22-16-6
3	10/13	@ Detroit	5-2 W	3-0-0	45	1/15	BUFFALO	2-1 W	23-16-6
4	10/16	@ Dallas	0-4 L	3-1-0	46	1/18	@ NY Rangers	1-4 L	23-17-6
5	10/19	@ San Jose	4-1 W	4-1-0	47	1/19	@ Philadelphia	3-8 L	23-18-6
6	10/21	SAN JOSE	5-2 W	5-1-0	48	1/24	@ Anaheim	3-2 OT W	24-18-6
7	10/23	@ Pittsburgh	3-3 T	5-1-1	49	1/25	@ Vancouver	3-3 T	24-18-7
8	10/26	@ Chicago	2-9 L	5-2-1	50	1/28	@ Edmonton	3-2 W	25-18-7
9	10/28	HARTFORD	2-1 W	6-2-1	51	1/29	@ Calgary	5-3 W	26-18-7
10	10/30	@ Boston	2-1 W	7-2-1	52	2/1	TORONTO	4-4 T	26-18-8
11	11/1	@ Hartford	4-2 W	8-2-1	53	2/3	QUEBEC	3-4 L	26-19-8
12	11/3	@ Winnipeg	3-0 W	9-2-1	54	2/5	SAN JOSE	4-3 W	27-19-8
13	11/6	EDMONTON	6-5 OT W	10-2-1	55	2/8	WINNIPEG	6-5 W	28-19-8
14	11/9	PITTSBURGH	3-3 T	10-2-2	56	2/10	WASHINGTON	3-4 L	28-20-8
15	11/11	TORONTO	3-2 W	11-2-2	57	2/12	DETROIT	4-5 OT L	28-21-8
16	11/13	@ Los Angeles	3-6 L	11-3-2	58	2/15	VANCOUVER	3-2 W	29-21-8
17	11/16	@ Vancouver	0-3 L	11-4-2	59	2/18	BOSTON	3-1 W	30-21-8
18	11/18	CALGARY	3-3 T	11-4-3	60	2/20	ANAHEIM	4-1 W	31-21-8
19	11/20	LOS ANGELES	4-1 W	12-4-3	61	2/24	@ Quebec	0-6 L	31-22-8
20	11/21	DETROIT	2-2 T	12-4-4	62	2/26	@ Ottawa	11-1 W	32-22-8
21	11/24	@ Washington	2-5 L	12-5-4	63	2/28	@ New Jersey	1-5 L	32-23-8
22	11/26	NEW JERSEY	6-6 T	12-5-5	64	3/1	@ NY Islanders	2-4 L	32-24-8
23	11/28	WINNIPEG	3-4 L	12-6-5	65	3/3	VANCOUVER	0-4 L	32-25-8
24	12/1	@ Toronto	2-4 L	12-7-5	66	3/7	@ Toronto	3-2 W	33-25-8
25	12/2	TORONTO	4-5 L	12-8-5	67	3/9	@ Montreal	2-7 L	33-26-8
26	12/4	DALLAS	4-3 W	13-8-5	68	3/12	NY ISLANDERS	5-5 T	33-26-9
27	12/7	CHICAGO	3-2 W	14-8-5	69	3/16	@ Winnipeg	0-4 L	33-27-9
28	12/9	@ Detroit	2-3 L	14-9-5	70	3/18	@ Toronto	2-4 L	33-28-9
29	12/11	@ Los Angeles	1-9 L	14-10-5	71	3/20	@ Chicago	4-3 OT W	34-28-9
30	12/12	@ Anaheim	1-2 OT L	14-11-5	72	3/22	PHILADELPHIA	3-6 L	34-29-9
31	12/15	@ San Jose	3-1 W	15-11-5	73	3/23	@ Buffalo	3-2 W	35-29-9
32	12/17	@ Calgary	4-3 W	16-11-5	74	3/25	DALLAS	5-3 W	36-29-9
33	12/19	@ Edmonton	4-1 W	17-11-5	75	3/27	SAN JOSE	3-4 L	36-30-9
34	12/23	TAMPA BAY	7-4 W	18-11-5	76	3/30	@ Florida	3-1 W	37-30-9
35	12/26	CHICAGO	3-2 W	19-11-5	77	4/1	@ Tampa Bay	3-4 L	37-31-9
36	12/27	MONTREAL	2-5 L	19-12-5	78	4/3	@ Detroit	3-3 T	37-31-10
37	12/29	NY RANGERS	3-4 L	19-13-5	79	4/5	CHICAGO	5-1 W	38-31-10
38	12/31	@ Winnipeg	1-2 L	19-14-5	80	4/7	LOS ANGELES	6-2 W	39-31-10
39	1/2	CALGARY	4-3 OT W	20-14-5	81	4/8	@ Chicago	1-6 L	39-32-11
40	1/4	DETROIT	4-4 T	20-14-6	82	4/10	DALLAS	2-2 T	39-32-11
41	1/6	@ Hartford	2-1 W	21-14-6	83	4/12	@ Dallas	5-9 L	39-33-11
42	1/8	ANAHEIM	3-5 L	21-15-6	84	4/14	WINNIPEG	3-1 W	40-33-11

PLAYER	GP	G	A	TP	+	-	PIM	PPG	SHG	GWG	GTG	S	PCTG	PLAYER	GP	G	A	TP	+	-	PIM	PPG	SHG	GWG	GTG	S	PCTG
Brendan Shanahan	81	52	50	102	-9	211	15	7	8	1	397	13.1		Doug Crossman	50	2	7	9	1	10	1	0	0	0	30	6.7	
Brett Hull	81	57	40	97	-3	38	25	3	6	1	392	14.5		Tom Tilley	48	1	7	8	3	32	0	0	0	0	41	2.4	
Craig Janney	69	16	68	84	-14	24	8	0	7	0	95	16.8		Kelly Chase	68	2	5	7	-5	278	0	0	0	0	57	3.5	
Kevin Miller	75	23	25	48	6	83	6	3	5	0	154	14.9		Dave Mackey	30	2	3	5	-4	56	0	0	0	0	21	9.5	
Steve Duchesne	36	12	19	31	1	14	8	0	1	0	115	10.4		Dan Laperriere	20	1	3	4	-1	8	1	0	0	0	20	5.0	
Vitali Prokhorov	55	15	10	25	-6	20	3	0	1	0	85	17.6		Basil McRae	40	1	2	3	-7	103	0	0	0	0	23	4.3	
Philippe Bozon	80	9	16	25	4	42	0	1	1	0	118	7.6		Curtis Joseph	71	0	3	3	E	4	0	0	0	0	0	.0	
Alexei Kasatonov	(ANA)	55	4	18	22	-8	43	1	0	1	0	81	4.9	Denny Felsner	6	1	0	1	-1	2	0	0	0	0	6	16.7	
(STL)	8	0	2	2	5	19	0	0	0	0	6	.0	Denis Chasse	3	0	1	1	1	15	0	0	0	0	5	.0		
(TOTALS)	63	4	20	24	-3	62	1	0	1	0	87	4.6	Kevin Miehlm	14	0	1	1	-3	4	0	0	0	0	5	.0		
Phil Housley	26	7	15	22	-5	12	4	0	1	1	60	11.7	Jim Hrivnak	23	0	1	1	E	2	0	0	0	0	0	.0		
Vitali Karamnov	59	9	12	21	-3	51	2	0	1	0	66	13.6	David Roberts	1	0	0	0	E	2	0	0	0	0	1	.0		
Petr Nedved	19	6	14	20	2	8	2	0	0	1	63	9.5	Ian Laperriere	1	0	0	0	E	0	0	0	0	0	1	.0		
Jim Montgomery	67	6	14	20	-1	44	0	0	1	0	67	9.0	Terry Hollinger	2	0	0	0	1	0	0	0	0	0	0	.0		
Igor Korolev	73	6	10	16	-12	4	0	0	1	0	93	6.5	Jeff Batters	6	0	0	0	1	7	0	0	0	0	1	.0		
Peter Stastny	17	5	11	16	-2	4	2	0	1	0	30	16.7															
Murray Baron	77	5	9	14	-14	123	0	0	0	0	73	6.8	GOALTENDER	GP	MIN	GA	ENG	SO	AVG	W-L-T	SHOTS	SPCTG					
Tony Hrkac	36	6	5	11	-11	8	1	1	1	0	43	14.0	Curtis Joseph	71	4,127	213	0	1	3.10	36-23-11	2,382	.911					
Rick Zombo	74	2	8	10	-15	85	0	0	0	0	53	3.8	Jim Hrivnak	23	970	69	1	0	4.27	4-10-0	563	.877					

Team & Individual Results, Records & Stats

1992-1993 (37-36-11, 85 pts, 4th Norris Division)

#	DATE	VERSUS	SCORE	RECORD	#	DATE	VERSUS	SCORE	RECORD
1	10/6	MINNESOTA	6-4 W	1-0-0	43	1/11	@ Detroit	1-0 W	17-20-6
2	10/8	@ Minnesota	2-5 L	1-1-0	44	1/13	@ Toronto	3-4 L	17-21-6
3	10/10	CHICAGO	0-3 L	1-2-0	45	1/14	@ Ottawa	4-1 W	18-21-6
4	10/13	TAMPA BAY	1-2 L	1-3-0	46	1/16	@ Tampa Bay	5-3 W	19-21-6
5	10/15	MINNESOTA	4-5 L	1-4-0	47	1/19	TORONTO	1-5 L	19-22-6
6	10/17	@ Quebec	6-5 W	2-4-0	48	1/21	@ Detroit	3-5 L	19-23-6
7	10/19	@ Montreal	2-6 L	2-5-0	49	1/23	DETROIT	4-3 W	20-23-6
8	10/21	QUEBEC	5-5 T	2-5-1	50	1/26	OTTAWA	5-1 W	21-23-6
9	10/24	DETROIT	1-6 L	2-6-1	51	1/28	@ Tampa Bay	4-2 W	22-23-6
10	10/26	SAN JOSE	4-1 W	3-6-1	52	1/30	NEW JERSEY	2-2 T	22-23-7
11	10/29	PITTSBURGH	6-4 W	4-6-1	53	2/1	TORONTO	1-1 T	22-23-8
12	10/31	PHILADELPHIA	6-4 W	5-6-1	54	2/3	@ Winnipeg	4-2 W	23-23-8
13	11/3	@ Tampa Bay	4-6 L	5-7-1	55	2/8	@ Hartford	3-1 W	24-23-8
14	11/5	@ Pittsburgh	4-8 L	5-8-1	56	2/9	BOSTON	1-6 L	24-24-8
15	11/7	@ Philadelphia	2-4 L	5-9-1	57	2/11	WASHINGTON	6-10 L	24-25-8
16	11/10	EDMONTON	4-4 T	5-9-2	58	2/13	DETROIT	4-3 W	25-25-8
17	11/12	@ Chicago	0-1 L	5-10-2	59	2/15	@ NY Rangers	1-4 L	25-26-8
18	11/14	WINNIPEG	4-2 W	6-10-2	60	2/17	@ New Jersey	3-4 L	25-27-8
19	11/16	@ Toronto	2-2 T	6-10-3	61	2/18	@ NY Islanders	4-2 W	26-27-8
20	11/18	@ Hartford	2-5 L	6-11-3	62	2/21	@ Washington	2-5 L	26-28-8
21	11/21	TAMPA BAY	4-2 W	7-11-3	63	2/23	MONTREAL	1-5 L	26-29-8
22	11/25	@ Detroit	6-11 L	7-12-3	64	2/25	LOS ANGELES	3-0 W	27-29-8
23	11/26	VANCOUVER	7-5 W	8-12-3	65	2/27	MINNESOTA	3-2 W	28-29-8
24	11/28	DETROIT	2-2 T	8-12-4	66	2/28	@ Chicago	7-1 W	29-29-8
25	12/1	HARTFORD	8-4 W	9-12-4	67	3/4	CALGARY	2-1 W	30-29-8
26	12/4	@ Calgary	3-5 L	9-13-4	68	3/6	@ Boston	3-4 OT L	30-30-8
27	12/5	@ Edmonton	5-1 W	10-13-4	69	3/11	SAN JOSE	5-2 W	31-30-8
28	12/7	@ Vancouver	3-4 L	10-14-4	70	3/13	MINNESOTA	6-2 W	32-30-8
29	12/10	@ San Jose	3-2 W	11-14-4	71	3/14	@ Minnesota	3-1 T	33-30-8
30	12/12	@ Los Angeles	3-6 L	11-15-4	72	3/16	BUFFALO	2-2 T	33-30-9
31	12/15	NY ISLANDERS	3-4 OT L	11-16-4	73	3/20	@ Los Angeles	2-3 L	33-31-9
32	12/17	NY RANGERS	3-4 L	11-17-4	74	3/22	@ Vancouver	3-1 W	34-31-9
33	12/19	WINNIPEG	0-1 L	11-18-4	75	3/24	@ Calgary	4-2 W	35-31-9
34	12/22	@ Minnesota	2-2 T	11-18-5	76	3/26	@ Winnipeg	2-4 L	35-32-9
35	12/26	@ Chicago	3-2 OT W	12-18-5	77	3/30	VANCOUVER	3-6 L	35-33-9
36	12/27	TORONTO	3-6 L	12-19-5	78	4/3	CHICAGO	3-3 T	35-33-10
37	12/31	NY ISLANDERS	5-1 W	13-19-5	79	4/4	@ Chicago	4-5 L	35-34-10
38	1/2	@ Toronto	2-2 T	13-19-6	80	4/6	@ Tampa Bay	2-2 T	35-34-11
39	1/3	@ Buffalo	5-6 OT L	13-20-6	81	4/10	@ Minnesota	3-4 L	35-35-11
40	1/5	EDMONTON	6-1 W	14-20-6	82	4/11	MINNESOTA	5-1 W	36-35-11
41	1/7	CALGARY	3-2 OT W	15-20-6	83	4/13	@ Toronto	1-2 OT L	36-36-11
42	1/9	CHICAGO	4-1 W	16-20-6	84	4/15	TAMPA BAY	6-5 W	37-36-11

PLAYER	GP	G	A	TP	+/+	PIM	PPG	SHG	WG	GTG	S	PCTG	PLAYER	GP	G	A	TP	+/+	PIM	PPG	SHG	WG	GTG	S	PCTG
Craig Janney	84	24	82	106	-4	12	8	0	6	0	137	17.5	Lee Norwood	32	3	7	10	-5	63	2	0	0	0	36	8.3
Brett Hull	80	54	47	101	-27	41	29	0	2	1	390	13.8	Basil McRae	(T.B.) 14	2	3	5	-3	71	1	0	0	0	23	8.7
Brendan Shanahan	71	51	43	94	10	174	18	0	8	0	232	22.0	(STL) 33	1	3	4	-13	98	1	0	0	0	22	4.5	
Jeff Brown	71	25	53	78	-6	58	12	2	3	0	220	11.4	(TOTALS) 47	3	6	9	-16	169	2	0	0	0	45	6.7	
Nelson Emerson	82	22	51	73	2	62	5	2	4	0	196	11.2	Bret Hedican	42	0	8	8	-2	30	0	0	0	0	40	.0
Kevin Miller	(WAS) 10	0	3	3	-4	35	0	0	0	0	10	.0	Kelly Chase	49	2	5	7	-9	204	0	0	0	0	28	7.1
	(STL) 72	24	22	46	6	65	8	3	4	2	153	15.7	Vitali Prokhorov	26	4	1	5	-4	15	0	0	1	0	21	19.0
	(TOTALS) 82	24	25	49	2	100	8	3	4	2	163	14.7	Dave Mackey	15	1	4	5	-3	23	0	0	0	0	17	5.9
Doug Crossman	(T.B.) 40	8	21	29	-4	18	2	0	1	0	54	14.8	Murray Baron	53	2	2	4	-5	59	0	0	1	0	42	4.8
	(STL) 19	2	7	9	-3	10	2	0	0	0	24	8.3	Kevin Mielhm	8	1	3	4	1	4	0	0	0	0	5	20.0
	(TOTALS) 59	10	28	38	-7	28	4	0	1	0	78	12.8	Curt Giles	48	0	4	4	-2	40	0	0	0	0	23	.0
Rich Sutter	84	13	14	27	-4	100	0	2	1	0	148	8.8	Denny Felsner	6	0	3	3	4	2	0	0	0	0	4	.0
Ron Sutter	59	12	15	27	-11	99	4	0	3	0	90	13.3	Curtis Joseph	68	0	2	2	2	E	8	0	0	0	0	.0
Igor Korolev	74	4	23	27	-10	20	2	0	0	0	76	5.3	Dan Laperriere	5	0	1	1	-3	0	0	0	0	0	7	.0
Bobby Bassen	53	9	19	19	E	63	0	1	0	0	61	14.8	Vitali Karamnov	7	0	1	1	-2	0	0	0	0	0	7	.0
Ron Wilson	78	8	11	19	-8	44	0	3	1	0	75	10.7	Guy Hebert	24	0	0	0	E	2	0	0	0	0	0	.0
Garth Butcher	84	5	10	15	E	211	0	0	2	0	83	6.0													
Rick Zombo	71	0	15	15	-2	78	0	0	0	0	43	.0	GOALTENDER	GP	MIN	GA	ENG	SO	AVG	W-L-T	SHOTS	SPTG			
Dave Lowry	58	5	8	13	-18	101	0	0	0	0	59	8.5	Curtis Joseph	68	3,890	196	7	1	3.02	29-28-9	2,202	.911			
Philippe Bozon	54	6	6	12	-3	55	0	0	0	0	90	6.7	Guy Hebert	24	1,210	74	1	1	3.67	8-8-2	630	.883			
Stephane Quintal	75	1	10	11	-6	100	0	1	0	0	81	1.2													

1991-1992 (36-33-11, 83 pts, 3rd Norris Division)

#	DATE	VERSUS	SCORE	RECORD	#	DATE	VERSUS	SCORE	RECORD
1	10/5	@ New Jersey	2-7 L	0-1-0	41	1/6	@ Toronto	2-3 OT L	18-16-7
2	10/7	@ Toronto	0-3 L	0-2-0	42	1/8	@ NY Rangers	5-3 W	19-16-7
3	10/10	EDMONTON	3-2 OT W	1-2-0	43	1/9	@ New Jersey	3-4 L	19-17-7
4	10/12	SAN JOSE	6-3 W	2-2-0	44	1/11	@ NY Islanders	6-3 W	20-17-7
5	10/15	TORONTO	5-1 W	3-2-0	45	1/14	WASHINGTON	1-6 L	20-18-7
6	10/17	@ Detroit	3-6 L	3-3-0	46	1/16	MONTREAL	6-6 T	20-18-8
7	10/19	CHICAGO	4-4 T	3-3-1	47	1/21	BUFFALO	5-4 W	21-18-8
8	10/20	@ Chicago	4-1 W	4-3-1	48	1/23	LOS ANGELES	5-6 L	21-19-8
9	10/24	BOSTON	6-5 W	5-3-1	49	1/25	VANCOUVER	0-1 OT L	21-20-8
10	10/26	CALGARY	2-2 T	5-3-2	50	1/28	@ Los Angeles	3-3 T	21-20-9
11	10/28	@ Toronto	1-1 T	5-3-3	51	1/30	@ San Jose	4-2 W	22-20-9
12	10/30	@ Edmonton	2-2 T	5-3-4	52	2/1	@ Pittsburgh	1-4 L	22-21-9
13	11/1	@ Vancouver	3-2 W	6-3-4	53	2/2	@ Philadelphia	1-5 L	22-22-9
14	11/3	@ Winnipeg	3-3 T	6-3-5	54	2/6	NEW JERSEY	4-1 W	23-22-9
15	11/5	PHILADELPHIA	3-4 L	6-4-5	55	2/8	CHICAGO	1-3 L	23-23-9
16	11/7	@ Detroit	3-10 L	6-5-5	56	2/11	LOS ANGELES	3-2 W	24-23-9
17	11/9	HARTFORD	3-4 L	6-6-5	57	2/13	BOSTON	4-0 W	25-23-9
18	11/10	@ Detroit	4-6 L	6-7-5	58	2/15	CALGARY	7-2 W	26-23-9
19	11/14	WINNIPEG	2-1 OT W	7-7-5	59	2/17	@ Detroit	3-5 L	26-24-9
20	11/16	MINNESOTA	5-3 W	8-7-5	60	2/19	@ Winnipeg	4-3 W	27-24-9
21	11/17	@ Chicago	1-5 L	8-8-5	61	2/22	TORONTO	4-3 W	28-24-9
22	11/20	TORONTO	5-2 W	9-8-5	62	2/23	@ Chicago	2-4 L	28-25-9
23	11/23	NY RANGERS	0-3 L	9-9-5	63	2/25	@ Hartford	5-2 W	29-25-9
24	11/28	QUEBEC	5-2 W	10-9-5	64	2/27	WASHINGTON	7-3 W	30-25-9
25	11/30	DETROIT	7-3 W	11-9-5	65	2/29	DETROIT	2-3 L	30-26-9
26	12/3	@ Minnesota	3-3 T	11-9-6	66	3/2	@ Vancouver	5-3 W	31-26-9
27	12/4	@ Minnesota	2-5 L	11-10-6	67	3/6	@ Edmonton	3-5 L	31-27-9
28	12/7	PITTSBURGH	6-1 W	12-10-6	68	3/7	@ Calgary	1-5 L	31-28-9
29	12/10	@ NY Islanders	7-7 T	12-10-7	69	3/10	MINNESOTA	5-2 W	32-28-9
30	12/11	@ Buffalo	6-3 W	13-10-7	70	3/12	DETROIT	4-5 L	32-29-9
31	12/14	@ Quebec	4-2 W	14-10-7	71	3/14	NY RANGERS	0-6 L	32-30-9
32	12/16	@ Montreal	2-4 L	14-11-7	72	3/17	@ Washington	4-6 L	32-31-9
33	12/19	SAN JOSE	4-0 W	15-11-7	73	3/19	@ Boston	4-1 W	33-31-9
34	12/21	NY ISLANDERS	6-2 W	16-11-7	74	3/21	@ Montreal	3-3 T	33-31-10
35	12/22	@ Chicago	2-5 L	16-12-7	75	3/23	@ Toronto	2-3 L	33-32-10
36	12/26	CHICAGO	3-1 W	17-12-7	76	3/26	HARTFORD	7-2 W	34-32-10
37	12/28	@ Minnesota	2-5 L	17-13-7	77	3/28	TORONTO	2-3 L	34-33-10
38	12/31	@ Buffalo	3-4 L	17-14-7	78	4/12	@ Minnesota	1-1 T	34-33-11
39	1/2	MINNESOTA	6-2 W	18-14-7	79	4/14	CHICAGO	5-3 W	35-33-11
40	1/4	DETROIT	2-6 L	18-15-7	80	4/16	MINNESOTA	5-3 W	36-33-11

PLAYER	GP	G	A	TP	+/	PIM	PPG	SHG	GWG	G/S	PCTG	PLAYER	GP	G	A	TP	+/	PIM	PPG	SHG	GWG	G/S	PCTG			
Brett Hull	73	70	39	109	-2	48	20	5	9	1	408	17.2	Lee Norwood	(HFD)	6	0	0	0	0	16	0	0	0	1	.0	
Craig Janney	(BOS)	53	12	39	51	1	20	3	0	1	0	90	13.3	(STL)	44	3	11	14	14	94	1	0	1	0	5.9	
	(STL)	25	6	30	36	5	2	3	0	1	0	37	16.2	(TOTALS)	50	3	11	14	14	110	1	0	1	0	5.8	
	(TOTALS)	78	18	69	87	6	22	6	0	2	0	127	14.2	Murray Baron	67	3	8	11	-3	94	0	0	0	0	5.5	
Brendan Shanahan	80	33	36	69	-3	171	13	0	2	2	215	15.3	Curtis Joseph	60	0	9	9	0	12	0	0	0	0	.0		
Adam Oates	54	10	59	69	-4	12	3	0	3	1	118	8.5	Philippe Bozon	9	1	3	4	5	4	0	0	0	0	19	5.3	
Nelson Emerson	79	23	36	59	-5	66	3	0	2	0	143	16.1	Darin Kimble	46	1	3	4	-3	166	0	0	0	0	12	8.3	
Jeff Brown	80	20	39	59	8	38	10	0	2	1	214	9.3	Kelly Chase	46	1	2	3	-6	264	0	0	0	0	29	3.4	
Ron Sutter	68	19	27	46	9	91	5	4	1	1	106	17.9	Curt Giles	13	1	1	2	-3	8	0	0	0	0	4	25.0	
Dave Christian	78	20	24	44	2	41	1	3	3	0	142	14.1	Jason Marshall	2	1	0	1	0	4	0	0	0	0	2	50.0	
Paul Cavallini	66	10	25	35	7	95	3	1	2	1	164	6.1	Bret Hedican	4	1	0	1	1	0	0	0	0	0	1	100.0	
Bob Bassen	79	7	25	32	12	167	0	0	1	0	101	6.9	Dave Mackey	19	1	0	1	-4	49	0	0	1	0	12	8.3	
Ron Wilson	64	12	17	29	10	46	5	2	2	0	100	12.0	Denny Felsner	3	0	1	1	0	0	0	0	0	0	2	.0	
Rich Sutter	77	9	16	25	7	107	0	1	3	0	113	8.0	Dominic Lavoie	6	0	1	1	-3	10	0	0	0	0	11	.0	
Dave Lowry	75	7	13	20	-11	77	0	0	1	0	85	8.2	Guy Hebert	13	0	1	1	0	0	0	0	0	0	0	.0	
Garth Butcher	68	5	15	20	5	189	0	0	0	0	50	10.0	Rob Robinson	22	0	1	1	-4	8	0	0	0	0	9	.0	
Stephane Quintal	(BOS)	49	4	10	14	-8	77	0	0	0	0	52	7.7	Ron Hoover	1	0	0	0	0	0	0	0	0	0	1	.0
	(STL)	26	0	6	6	-3	32	0	0	0	0	19	.0	Randy Skarda	1	0	0	0	0	0	0	0	0	0	0	.0
	(TOTALS)	75	4	16	20	-11	109	0	0	0	0	71	5.6	Pat Jablonski	10	0	0	0	0	4	0	0	0	0	0	.0
Rick Zombo	(DET)	3	0	0	0	-3	15	0	0	0	0	1	.0	GOALTENDER	GP	MINS	GA	ENG	SO	AVG	W-L-T	SHOTS	SPTG			
	(STL)	64	3	15	18	4	46	0	0	0	0	47	6.4	Guy Hebert	13	738	36	5	0	2.93	5-5-1	393	.908			
	(TOTALS)	67	3	15	18	1	61	0	0	0	0	48	6.3	Curtis Joseph	60	3,494	175	5	2	3.01	27-20-10	1,953	.910			
Michel Mongeau	36	3	12	15	-2	6	2	0	0	0	23	13.0	Pat Jablonski	10	468	38	1	0	4.87	3-6-0	259	.853				

Team & Individual Results, Records & Stats

1990-1991 (47-22-11, 105 pts, 2nd Norris Division)

#	DATE	VERSUS	SCORE	RECORD	#	DATE	VERSUS	SCORE	RECORD
1	10/4	@ Minnesota	3-2 W	1-0-0	41	1/5	NY RANGERS	2-3OT L	22-13-6
2	10/6	CHICAGO	2-5 L	1-1-0	42	1/8	@ New Jersey	5-3 W	23-13-6
3	10/9	PITTSBURGH	4-3 W	2-1-0	43	1/9	@ NY Rangers	3-2 W	24-13-6
4	10/12	@ Vancouver	0-4 L	2-2-0	44	1/12	@ Quebec	4-4 T	24-13-7
5	10/14	@ Los Angeles	1-4 L	2-3-0	45	1/13	@ Montreal	3-1 W	25-13-7
6	10/16	@ Edmonton	5-2 W	3-3-0	46	1/15	WASHINGTON	7-3 W	26-13-7
7	10/18	@ Calgary	4-3 W	4-3-0	47	1/17	MONTREAL	2-4 L	26-14-7
8	10/20	MINNESOTA	2-2 T	4-3-1	48	1/22	@ Minnesota	3-7 L	26-15-7
9	10/24	@ Toronto	8-3 W	5-3-1	49	1/25	@ Detroit	9-4 W	27-15-7
10	10/25	TORONTO	8-5 W	6-3-1	50	1/26	DETROIT	5-4 OT W	28-15-7
11	10/27	MONTREAL	3-0 W	7-3-1	51	1/29	BUFFALO	8-3 W	29-15-7
12	10/30	@ Detroit	5-2 W	8-3-1	52	1/31	HARTFORD	4-3 OT W	30-15-7
13	11/1	@ Boston	2-3 OT L	8-4-1	53	2/2	NEW JERSEY	5-4 W	31-15-7
14	11/3	@ Hartford	4-1 W	9-4-1	54	2/4	@ Toronto	5-6 OT L	31-16-7
15	11/6	EDMONTON	2-1 W	10-4-1	55	2/6	@ Buffalo	5-4 OT W	32-16-7
16	11/8	@ Pittsburgh	3-2 W	11-4-1	56	2/9	LOS ANGELES	5-4 W	33-16-7
17	11/10	DETROIT	6-1 W	12-4-1	57	2/12	@ Edmonton	4-2 W	34-16-7
18	11/13	QUEBEC	4-2 W	13-4-1	58	2/14	@ Vancouver	3-2 W	35-16-7
19	11/17	@ Minnesota	3-2 W	14-4-1	59	2/17	@ Calgary	4-7 L	35-17-7
20	11/18	@ Winnipeg	3-4 L	14-5-1	60	2/19	TORONTO	3-2 W	36-17-7
21	11/20	WINNIPEG	4-2 W	15-5-1	61	2/21	NY ISLANDERS	7-2 W	37-17-7
22	11/23	@ Detroit	3-5 L	15-6-1	62	2/23	BOSTON	9-2 W	38-17-7
23	11/24	VANCOUVER	3-3 T	15-6-2	63	2/24	@ Chicago	2-6 L	38-18-7
24	11/27	TORONTO	3-4 L	15-7-2	64	2/26	CHICAGO	3-1 W	39-18-7
25	11/29	LOS ANGELES	4-4 T	15-7-3	65	2/28	NY RANGERS	4-4 T	39-18-8
26	12/1	NEW JERSEY	1-4 L	15-8-3	66	3/2	@ Philadelphia	4-4 T	39-18-9
27	12/2	@ Chicago	2-3 L	15-9-3	67	3/5	@ Hartford	4-1 W	40-18-9
28	12/7	@ Detroit	6-3 W	16-9-3	68	3/7	@ Boston	5-5 T	40-18-10
29	12/8	DETROIT	2-1 W	17-9-3	69	3/9	CALGARY	4-8 L	40-19-10
30	12/11	WINNIPEG	3-3 T	17-9-4	70	3/10	DETROIT	1-4 L	40-20-10
31	12/13	MINNESOTA	4-2 W	18-9-4	71	3/14	MINNESOTA	2-2 T	40-20-11
32	12/15	@ Toronto	4-2 W	19-9-4	72	3/16	CHICAGO	2-3 L	40-21-11
33	12/16	@ Buffalo	5-3 W	20-9-4	73	3/17	@ Chicago	4-6 L	40-22-11
34	12/20	WASHINGTON	3-3 T	20-9-5	74	3/19	@ Washington	2-1 W	41-22-11
35	12/22	CHICAGO	5-0 W	21-9-5	75	3/21	@ Philadelphia	4-1 W	42-22-11
36	12/26	@ Chicago	6-6 T	21-9-6	76	3/23	@ NY Islanders	3-2 W	43-22-11
37	12/27	@ Toronto	4-6 L	21-10-6	77	3/25	@ Minnesota	5-4 W	44-22-11
38	12/29	PHILADELPHIA	1-3 L	21-11-6	78	3/28	NY ISLANDERS	3-0 W	45-22-11
39	12/31	@ Pittsburgh	3-4 L	21-12-6	79	3/30	TORONTO	5-2 W	46-22-11
40	1/3	QUEBEC	8-7 W	22-12-6	80	3/31	MINNESOTA	2-1 W	47-22-11

PLAYER	GP	G	A	TP	+/−	PIM	PPG	SHG	GWG	G/G	S	PCTG	PLAYER	GP	G	A	TP	+/−	PIM	PPG	SHG	GWG	G/G	S	PCTG	
Brett Hull	78	86	45	131	23	22	29	0	11	1	389	22.1	Darin Kimble	(QUE)	35	2	5	7	−5	114	0	0	0	0	14	14.3
Adam Oates	61	25	90	115	15	29	3	1	3	0	139	18.0	(STL)	26	1	1	2	2	128	0	0	1	0	14	7.1	
Dan Quinn	(VAN)	64	18	31	49	−28	46	8	0	3	1	157	11.5	(TOTALS)	61	3	6	9	−3	242	0	0	1	0	28	10.7
	(STL)	14	4	7	11	−5	20	4	0	2	0	26	15.4	Tom Tilley	22	2	4	6	5	4	0	0	0	0	28	7.1
(TOTALS)	78	22	38	60	−33	66	12	0	5	1	183	12.0	Harold Snepsts	54	1	4	5	3	50	0	0	1	0	33	3.0	
Jeff Brown	67	12	47	59	4	39	6	1	0	2	176	6.8	Rick Meagher	24	3	1	4	0	6	0	0	0	0	21	14.3	
Geoff Courtnall	66	27	30	57	19	56	9	0	6	0	216	12.5	Dominic Lavoie	6	1	2	3	4	2	0	0	0	0	11	9.1	
Rod Brind'Amour	78	17	32	49	2	93	4	0	3	0	169	10.1	David Bruce	12	1	2	3	1	14	0	0	0	0	23	4.3	
Scott Stevens	78	5	44	49	23	150	1	0	1	0	160	3.1	Nelson Emerson	4	0	3	3	−2	2	0	0	0	0	3	.0	
Dave Lowry	79	19	21	40	19	168	0	2	5	0	123	15.4	Michel Mongeau	7	1	1	2	1	0	1	0	0	0	13	7.7	
Ron Wilson	73	10	27	37	−1	54	1	2	1	0	101	9.9	Vince Riendeau	44	0	2	2	0	0	0	0	0	0	0	.0	
Paul Cavallini	67	10	25	35	19	89	3	0	0	0	116	8.6	Kelly Chase	2	1	0	1	1	15	0	0	1	0	1	100.0	
Gino Cavallini	78	8	27	35	4	81	3	0	2	0	131	6.1	Pat Jablonski	8	0	1	1	0	0	0	0	0	0	0	.0	
Bob Bassen	79	16	18	34	17	183	0	2	1	0	117	13.7	Curtis Joseph	30	0	1	1	0	0	0	0	0	0	0	.0	
Rich Sutter	77	16	11	27	6	122	0	2	2	0	130	12.3	Dave Thominlinson	3	0	0	0	−3	0	0	0	0	0	0	.0	
Garth Butcher	(VAN)	69	6	12	18	−18	257	1	0	1	0	70	8.6	GOALTENDER	GP	MINS	GA	ENG	SO	AVG	W-L-T	SHOTS	SPCTG			
	(STL)	13	0	4	4	4	32	0	0	0	0	5	.0	Vince Riendeau	44	2,671	134	1	3	3.01	29-9-6	1,241	.892			
(TOTALS)	82	6	16	22	−14	289	1	0	1	0	75	8.0	Pat Jablonski	8	492	25	1	0	3.05	2-3-3	228	.890				
Glen Featherstone	68	5	15	20	19	204	1	0	1	0	59	8.5	Curtis Joseph	30	1,710	89	0	0	3.12	16-10-2	874	.898				
Paul MacLean	37	6	11	17	−2	24	0	0	0	2	53	11.3														
Mario Marois	64	2	14	16	17	81	0	0	0	0	59	3.4														
Steve Tuttle	20	3	6	9	2	2	0	0	0	0	16	18.8														

1989-1990 (37-34-9, 83 pts, 2nd Norris Division)

#	DATE	VERSUS	SCORE	RECORD	#	DATE	VERSUS	SCORE	RECORD
1	10/5	@ Chicago	8-3 W	1-0-0	41	1/4	PHILADELPHIA	5-4 OT W	17-18-6
2	10/7	TORONTO	5-8 L	1-1-0	42	1/6	NY RANGERS	4-3 W	18-18-6
3	10/12	@ Minnesota	0-3 L	1-2-0	43	1/9	@ Los Angeles	4-3 W	19-18-6
4	10/14	CHICAGO	2-1 W	2-2-0	44	1/12	@ Vancouver	5-2 W	20-18-6
5	10/18	@ Pittsburgh	9-3 W	3-2-0	45	1/14	@ Winnipeg	5-6 L	20-19-6
6	10/19	DETROIT	3-4 L	3-3-0	46	1/16	CALGARY	2-5 L	20-20-6
7	10/21	LOS ANGELES	4-6 L	3-4-0	47	1/18	TORONTO	1-4 L	20-21-6
8	10/24	@ Philadelphia	1-6 L	3-5-0	48	1/23	@ Detroit	6-3 W	21-21-6
9	10/26	MINNESOTA	4-1 W	4-5-0	49	1/25	HARTFORD	3-2 W	22-21-6
10	10/28	WASHINGTON	1-0 W	5-5-0	50	1/27	WINNIPEG	3-3 T	22-21-7
11	10/31	@ Washington	1-1 T	5-5-1	51	1/30	@ NY Islanders	2-1 W	23-21-7
12	11/1	@ Hartford	5-3 W	6-5-1	52	1/31	@ NY Rangers	2-2 T	23-21-8
13	11/4	@ Quebec	5-2 W	7-5-1	53	2/3	DETROIT	4-2 W	24-21-8
14	11/6	@ Montreal	3-3 T	7-5-2	54	2/6	TORONTO	6-4 W	25-21-8
15	11/9	MONTREAL	1-1 T	7-5-3	55	2/7	@ Toronto	1-7 L	25-22-8
16	11/11	PITTSBURGH	8-3 W	8-5-3	56	2/10	NEW JERSEY	7-0 W	26-22-8
17	11/15	@ Toronto	2-5 L	8-6-3	57	2/11	BUFFALO	4-2 W	27-22-8
18	11/16	@ Detroit	7-2 W	9-6-3	58	2/13	@ Minnesota	2-1 OT W	28-22-8
19	11/18	@ Minnesota	0-3 L	9-7-3	59	2/15	QUEBEC	9-2 W	29-22-8
20	11/21	MINNESOTA	7-4 W	10-7-3	60	2/17	DETROIT	6-1 W	30-22-8
21	11/23	@ Winnipeg	5-2 W	11-7-3	61	2/20	CHICAGO	3-8 L	30-23-8
22	11/25	CALGARY	3-3 T	11-7-4	62	2/22	PHILADELPHIA	4-7 L	30-24-8
23	11/28	BOSTON	1-5 L	11-8-4	63	2/24	@ Quebec	6-1 W	31-24-8
24	11/30	HARTFORD	3-5 L	11-9-4	64	2/25	@ Montreal	5-6 OT L	31-25-8
25	12/2	@ Boston	2-1 W	12-9-4	65	2/27	BUFFALO	4-1 W	32-25-8
26	12/3	@ Buffalo	3-4 L	12-10-4	66	3/1	@ Chicago	6-4 W	33-25-8
27	12/5	@ Detroit	2-2 T	12-10-5	67	3/3	NY ISLANDERS	5-4 W	34-25-8
28	12/7	TORONTO	2-5 L	12-11-5	68	3/6	@ New Jersey	1-2 L	34-26-8
29	12/9	VANCOUVER	6-4 W	13-11-5	69	3/8	@ Detroit	2-3 L	34-27-8
30	12/11	@ Toronto	1-3 L	13-12-5	70	3/10	CHICAGO	2-2 T	34-27-9
31	12/13	@ NY Rangers	3-1 W	14-12-5	71	3/11	@ Chicago	6-4 W	35-27-9
32	12/16	EDMONTON	3-3 T	14-12-6	72	3/13	@ Washington	4-1 W	36-27-9
33	12/18	@ Toronto	3-6 L	14-13-6	73	3/15	VANCOUVER	5-6 OT L	36-28-9
34	12/20	@ Chicago	6-9 L	14-14-6	74	3/17	DETROIT	3-4 OT L	36-29-9
35	12/23	@ New Jersey	2-3 L	14-15-6	75	3/19	@ Calgary	2-5 L	36-30-9
36	12/26	CHICAGO	8-3 W	15-15-6	76	3/21	@ Edmonton	6-8 L	36-31-9
37	12/28	@ NY Islanders	2-3 L	15-16-6	77	3/24	@ Los Angeles	3-9 L	36-32-9
38	12/30	MINNESOTA	3-2 W	16-16-6	78	3/27	BOSTON	0-3 L	36-33-9
39	12/31	@ Minnesota	1-2 OT L	16-17-6	79	3/29	PITTSBURGH	5-4 W	37-33-9
40	1/2	EDMONTON	4-6 L	16-18-6	80	3/31	MINNESOTA	3-6 L	37-34-9

PLAYER	GP	G	A	TP	+-	PIM	PPG	SHG	GWG	G/G	S	PCTG	PLAYER	GP	G	A	TP	+-	PIM	PPG	SHG	GWG	G/G	S	PCTG	
Brett Hull	80	72	41	113	-1	24	27	0	12	0	385	18.7	Harold Snepsts	(VAN)	39	1	3	4	3	26	1	0	1	0	13	7.7
Adam Oates	80	23	79	102	9	30	6	2	3	1	168	13.7	(STL)	7	0	1	1	-4	10	0	0	0	0	2	.0	
Peter Zezel	73	25	47	72	-9	30	7	0	3	0	158	15.8	(TOTALS)	46	1	4	5	-1	36	1	0	1	0	15	6.7	
Paul MacLean	78	34	33	67	2	100	12	0	6	1	141	24.1	Randy Skarda	25	0	5	5	2	11	0	0	0	0	8	.0	
Rod Brind'Amour	79	26	35	61	23	46	10	0	1	1	160	16.3	Tom Tilley	34	0	5	5	10	6	0	0	0	0	19	.0	
Sergio Momesso	79	24	32	56	-15	199	4	0	4	1	182	13.2	Kelly Chase	43	1	3	4	-1	244	0	0	0	0	9	11.1	
Jeff Brown	(QUE)	29	6	10	16	-14	18	2	0	3	0	104	5.8	Dave Thominson	19	1	2	3	-4	12	0	0	0	0	17	5.9
	(STL)	48	10	28	-12	37	6	1	0	0	180	5.6	Dominic Lawie	13	1	1	2	-5	16	1	0	0	0	20	5.0	
	(TOTALS)	77	16	38	-54	-26	55	8	1	3	0	284	5.6	Robert Dirk	37	1	1	2	9	128	0	0	0	0	14	7.1
Paul Cavallini	80	8	39	47	38	106	2	1	0	0	135	5.9	Keith Osborne	5	0	2	2	-2	8	0	0	0	0	4	.0	
Gino Cavallini	80	15	15	30	-8	77	1	0	4	0	134	11.2	Jim Vesey	6	0	1	1	-3	0	0	0	0	0	3	.0	
Dave Lowry	78	19	6	25	1	75	0	2	1	1	98	19.4	Herb Raglan	11	0	1	1	-5	21	0	0	0	0	13	.0	
Rick Meagher	76	8	17	25	4	47	0	2	1	0	99	8.1	Curtis Joseph	15	0	1	1	0	0	0	0	0	0	0	.0	
Steve Tuttle	71	12	10	22	-6	4	1	1	1	0	92	13.0	Dave Richter	2	0	0	0	-2	0	0	0	0	0	3	.0	
Rich Sutter	(VAN)	62	9	18	-1	133	0	1	1	1	100	9.0	Pat Jablonski	4	0	0	0	0	0	0	0	0	0	0	.0	
	(STL)	12	2	0	-2	22	0	0	0	0	22	9.1	Tony Twist	28	0	0	0	-2	124	0	0	0	0	2	.0	
	(TOTALS)	74	11	9	20	-3	155	0	1	1	122	9.0	Vince Riendeau	43	0	0	0	0	6	0	0	0	0	0	.0	
Ron Wilson	33	3	17	20	5	23	1	0	1	0	40	7.5	GOALTENDER	GP	MIN	GA	ENG	SO	AVG	W-L-T	SHOTS	SPCTG				
Gordie Roberts	75	3	14	17	-12	140	0	0	0	0	56	5.4	Curtis Joseph	15	852	48	0	0	3.38	9-5-1	435	.890				
Mike Lalor	78	0	16	16	-6	81	0	0	0	0	79	.0	Vince Riendeau	43	2,551	149	2	1	3.50	17-19-5	1,271	.883				
Glen Featherstone	58	0	12	12	-1	145	0	0	0	0	34	.0	Pat Jablonski	4	208	17	0	0	4.90	0-3-0	98	.827				
Michel Mongeau	7	1	5	6	4	2	0	0	0	0	2	50.0														

Team & Individual Results, Records & Stats

1988-1989 (33-35-12, 78 pts, 2nd Norris Division)

#	DATE	VERSUS	SCORE	RECORD	#	DATE	VERSUS	SCORE	RECORD
1	10/6	@ Minnesota	8-3 W	1-0-0	41	1/7	PHILADELPHIA	7-4 W	15-19-7
2	10/8	NY RANGERS	2-4 L	1-1-0	42	1/12	@ Los Angeles	4-7 L	15-20-7
3	10/12	@ Toronto	4-2 W	2-1-0	43	1/15	@ Vancouver	1-2 L	15-21-7
4	10/14	@ Detroit	8-8 OT T	2-1-1	44	1/17	LOS ANGELES	5-2 W	16-21-7
5	10/15	@ Pittsburgh	2-9 L	2-2-1	45	1/19	NY RANGERS	0-5 L	16-22-7
6	10/20	CHICAGO	2-0 W	3-2-1	46	1/21	CHICAGO	4-2 W	17-22-7
7	10/22	BOSTON	2-5 L	3-3-1	47	1/25	@ Hartford	3-3 T	17-22-8
8	10/27	PITTSBURGH	4-3 W	4-3-1	48	1/26	@ Boston	2-4 L	17-23-8
9	10/29	TORONTO	3-2 W	5-3-1	49	1/28	WASHINGTON	4-4 T	17-23-9
10	11/2	@ Edmonton	4-5 L	5-4-1	50	1/31	WINNIPEG	5-3 W	18-23-9
11	11/3	@ Calgary	1-6 L	5-5-1	51	2/2	BUFFALO	7-3 W	19-23-9
12	11/5	@ Quebec	5-2 W	6-5-1	52	2/3	@ Pittsburgh	3-3 T	19-23-10
13	11/7	@ Montreal	3-3 T	6-5-2	53	2/5	@ Chicago	5-4 W	20-23-10
14	11/10	MINNESOTA	5-5 T	6-5-3	54	2/9	CALGARY	3-5 L	20-24-10
15	11/12	QUEBEC	4-3 W	7-5-3	55	2/11	NY ISLANDERS	5-0 W	21-24-10
16	11/15	NEW JERSEY	2-4 L	7-6-3	56	2/12	@ Buffalo	2-5 L	21-25-10
17	11/17	@ Philadelphia	3-1 W	8-6-3	57	2/14	WASHINGTON	3-5 L	21-26-10
18	11/19	VANCOUVER	2-3 L	8-7-3	58	2/16	@ NY Islanders	3-7 L	21-27-10
19	11/21	@ Toronto	0-4 L	8-8-3	59	2/18	MONTREAL	2-4 L	21-28-10
20	11/24	EDMONTON	2-4 L	8-9-3	60	2/21	@ Vancouver	0-2 L	21-29-10
21	11/26	WINNIPEG	4-4 T	8-9-4	61	2/24	@ Calgary	3-4 L	21-30-10
22	11/29	@ Washington	3-4 L	8-10-4	62	2/25	@ Edmonton	3-5 L	21-31-10
23	12/1	NY ISLANDERS	8-0 W	9-10-4	63	2/27	@ Toronto	7-5 W	22-31-10
24	12/3	TORONTO	3-0 W	10-10-4	64	3/2	LOS ANGELES	6-4 W	23-31-10
25	12/6	MINNESOTA	3-0 W	11-10-4	65	3/4	DETROIT	4-50T L	23-32-10
26	12/8	MONTREAL	1-5 L	11-11-4	66	3/5	@ Chicago	3-3 T	23-32-11
27	12/10	@ Minnesota	3-1 W	12-11-4	67	3/7	NEW JERSEY	6-2 W	24-32-11
28	12/11	@ Chicago	2-5 L	12-12-4	68	3/9	TORONTO	4-1 W	25-32-11
29	12/13	@ New Jersey	3-4 L	12-13-4	69	3/11	MINNESOTA	2-2 T	25-32-12
30	12/15	HARTFORD	3-3 T	12-13-5	70	3/12	@ Minnesota	3-5 L	25-33-12
31	12/17	CHICAGO	4-0 W	13-13-5	71	3/14	CHICAGO	3-2 W	26-33-12
32	12/19	@ Toronto	3-4 L	13-14-5	72	3/16	@ Philadelphia	4-30T W	27-33-12
33	12/20	@ Detroit	3-6 L	13-15-5	73	3/18	DETROIT	3-2 W	28-33-12
34	12/22	DETROIT	4-4 T	13-15-6	74	3/20	@ NY Rangers	4-7 L	28-34-12
35	12/26	@ Chicago	4-1 W	14-15-6	75	3/22	@ Buffalo	2-1 W	29-34-12
36	12/28	@ Winnipeg	2-6 L	14-16-6	76	3/25	@ Hartford	0-4 L	29-35-12
37	12/30	MINNESOTA	5-5 T	14-16-7	77	3/27	@ Detroit	3-2 W	30-35-12
38	12/31	@ Minnesota	2-6 L	14-17-7	78	3/30	QUEBEC	4-30T W	31-35-12
39	1/2	@ Boston	7-8 L	14-18-7	79	4/1	TORONTO	4-30T W	32-35-12
40	1/4	@ Detroit	2-4 L	14-19-7	80	4/2	DETROIT	4-2 W	33-35-12

PLAYER	GP	G	A	TP	+/	PIM	PPG	SHG	GWG	G/G	S	PCTG
Brett Hull	78	41	43	84	-17	33	16	0	6	1	305	13.4
Peter Zeehl	(PHI) 26	4	13	17	-13	15	0	0	0	0	34	11.8
	(STL) 52	17	36	53	-1	27	5	1	4	0	115	14.8
(TOTALS)	78	21	49	70	-14	42	5	1	4	0	149	14.1
Bernie Federko	66	22	45	67	-20	54	9	0	6	2	115	19.1
Cliff Ronning	64	24	31	55	3	18	16	0	1	0	150	16.0
Greg Paslawski	75	26	26	52	8	18	8	0	3	0	179	14.5
Tony Hrkac	70	17	28	45	-10	8	5	0	1	0	133	12.8
Gino Cavallini	74	20	23	43	2	79	1	0	4	1	153	13.1
Tony McKegney	71	25	17	42	-1	58	7	0	2	0	154	16.2
Brian Benning	66	8	26	34	-23	102	3	0	0	0	91	8.8
Rick Meagher	78	15	14	29	9	53	0	0	1	0	109	13.8
Sergio Momesso	53	9	17	26	-1	139	0	0	0	0	81	11.1
Gordie Roberts	77	2	24	26	7	90	0	0	0	0	52	3.8
Steve Tuttle	53	13	12	25	3	6	0	1	3	0	82	15.9
Paul Cavallini	65	4	20	24	25	128	0	0	0	0	93	4.3
Tom Tilley	70	1	22	23	1	47	0	0	0	0	77	1.3
Mike Lalor	(MTL) 12	1	4	5	-1	15	0	0	1	0	12	8.3
	(STL) 36	1	14	15	15	54	0	0	1	0	40	2.5
(TOTALS)	48	2	18	20	14	69	0	0	2	0	52	3.8

PLAYER	GP	G	A	TP	+/	PIM	PPG	SHG	GWG	G/G	S	PCTG
Doug Evans	53	7	12	19	3	81	0	1	0	1	48	14.6
Herb Raglan	50	7	10	17	-8	144	0	0	1	0	86	8.1
Gaston Gingras	52	3	10	13	1	6	2	0	0	0	98	3.1
Todd Ewen	34	4	5	9	4	171	0	0	0	0	22	18.2
Craig Cove	41	0	7	7	3	127	0	0	0	0	15	.0
Dave Lowry	21	3	3	6	1	11	0	1	0	0	22	13.6
Dave Richter	66	1	5	6	-21	99	0	0	0	0	23	4.3
Jim Vesey	5	1	1	2	-1	7	0	0	0	0	5	20.0
Glen Featherstone	18	0	2	2	-3	22	0	0	0	0	9	.0
Robert Dirk	9	0	1	1	-3	11	0	0	0	0	7	.0
Vincent Riendeau	32	0	1	1	0	4	0	0	0	0	0	.0
Dominic Lavoie	1	0	0	0	2	0	0	0	0	0	1	.0
Tim Bothwell	22	0	0	0	4	14	0	0	0	0	10	.0
Greg Millen	52	0	0	0	0	4	0	0	0	0	0	.0

GOALTENDER	GP	MIN	GA	ENG	SO	AVG	W-L-T	SHOTS	SPCTG
Greg Millen	52	3,019	170	3	6	3.38	22-20-7	1,411	.879
Vince Riendeau	32	1,842	108	4	0	3.52	11-15-5	836	.870

1987-1988 (34-36-8, 76 pts, 1st Norris Division)

#	DATE	VERSUS	SCORE	RECORD	#	DATE	VERSUS	SCORE	RECORD
1	10/8	@ Vancouver	2-8 L	0-1-0	41	1/7	@ Philadelphia	4-6 L	16-20-5
2	10/10	@ Los Angeles	2-4 L	0-2-0	42	1/9	BOSTON	1-2 OT L	16-21-5
3	10/14	@ Chicago	3-5 L	0-3-0	43	1/12	BUFFALO	2-4 L	16-22-5
4	10/17	CHICAGO	2-3 L	0-4-0	44	1/14	HARTFORD	3-2 W	17-22-5
5	10/20	WINNIPEG	6-2 W	1-4-0	45	1/16	WASHINGTON	3-1 W	18-22-5
6	10/24	BOSTON	4-0 W	2-4-0	46	1/19	@ Winnipeg	0-3 L	18-23-5
7	10/27	MINNESOTA	3-5 L	2-5-0	47	1/21	@ Montreal	4-1 W	19-23-5
8	10/29	@ Minnesota	3-2 W	3-5-0	48	1/23	@ Quebec	5-3 W	20-23-5
9	10/31	DETROIT	3-3 OT T	3-5-1	49	1/26	VANCOUVER	7-6 W	21-23-5
10	11/2	@ Montreal	4-6 L	3-6-1	50	1/28	MINNESOTA	9-1 W	22-23-5
11	11/3	@ Quebec	3-4 L	3-7-1	51	1/30	QUEBEC	5-2 W	23-23-5
12	11/5	@ New Jersey	3-5 L	3-8-1	52	2/1	@ Toronto	5-4 W	24-23-5
13	11/7	@ Toronto	4-3 W	4-8-1	53	2/3	@ Minnesota	2-0 W	25-23-5
14	11/10	PHILADELPHIA	5-2 W	5-8-1	54	2/6	PHILADELPHIA	2-4 L	25-24-5
15	11/12	NY ISLANDERS	3-4 L	5-9-1	55	2/12	@ Chicago	3-4 OT L	25-25-5
16	11/14	EDMONTON	5-6 OT L	5-10-1	56	2/13	DETROIT	5-3 W	26-25-5
17	11/18	@ Toronto	6-3 W	6-10-1	57	2/16	BUFFALO	0-3 L	26-26-5
18	11/19	TORONTO	3-3 OT T	6-10-2	58	2/18	LOS ANGELES	7-4 W	27-26-5
19	11/21	VANCOUVER	4-1 W	7-10-2	59	2/20	CALGARY	3-6 L	27-27-5
20	11/25	@ Minnesota	4-3 OT W	8-10-2	60	2/21	@ Pittsburgh	5-4 W	28-27-5
21	11/27	@ Detroit	0-6 L	8-11-2	61	2/23	EDMONTON	4-6 L	28-28-5
22	11/28	MINNESOTA	4-6 L	8-12-2	62	2/25	@ Buffalo	2-5 L	28-29-5
23	12/2	CHICAGO	5-1 W	9-12-2	63	2/27	@ Toronto	6-2 W	29-29-5
24	12/3	@ New Jersey	2-4 L	9-13-2	64	2/29	@ NY Rangers	2-5 L	29-30-5
25	12/5	NY RANGERS	2-3 L	9-14-2	65	3/1	@ NY Islanders	0-2 L	29-31-5
26	12/9	@ Detroit	4-4 OT T	9-14-3	66	3/3	MONTREAL	2-4 L	29-32-5
27	12/10	@ Minnesota	5-4 W	10-14-3	67	3/5	DETROIT	4-4 OT T	29-32-6
28	12/12	PITTSBURGH	5-2 W	11-14-3	68	3/8	TORONTO	3-2 W	30-32-6
29	12/15	@ NY Islanders	2-2 OT T	11-14-4	69	3/10	PITTSBURGH	6-4 W	31-32-6
30	12/17	@ Hartford	2-0 W	12-14-4	70	3/13	@ Los Angeles	6-7 L	31-33-6
31	12/19	@ Boston	7-5 W	13-14-4	71	3/15	CHICAGO	7-7 OT T	31-33-7
32	12/20	@ Washington	1-1 OT T	13-14-5	72	3/17	MINNESOTA	2-2 OT T	31-33-8
33	12/23	TORONTO	1-5 L	13-15-5	73	3/19	HARTFORD	3-5 L	31-34-8
34	12/26	@ Chicago	5-4 W	14-15-5	74	3/20	@ Chicago	5-2 W	32-34-8
35	12/27	CHICAGO	3-2 W	15-15-5	75	3/22	@ Washington	5-3 W	33-34-8
36	12/30	DETROIT	2-3 L	15-16-5	76	3/24	NEW JERSEY	2-8 L	33-35-8
37	12/31	@ Detroit	2-7 L	15-17-5	77	3/26	TORONTO	3-2 OT W	34-35-8
38	1/2	CALGARY	5-3 W	16-17-5	78	3/28	@ Calgary	2-7 L	34-36-8
39	1/4	@ NY Rangers	2-6 L	16-18-5	79	4/1	@ Edmonton	2-5 L	34-37-8
40	1/6	@ Detroit	2-4 L	16-19-5	80	4/3	@ Winnipeg	4-5 OT L	34-38-8

PLAYER	GP	G	A	TP	+	-	PIM	PPG	SHG	GWG	G/G	S	PCTG	PLAYER	GP	G	A	TP	+	-	PIM	PPG	SHG	GWG	G/G	S	PCTG
Bernie Federko	79	20	69	89	-12	52	9	0	2	1	119	16.8		Paul Cavalini	(WSH)	24	2	3	5	0	66	0	0	1	0	18	11.1
Doug Gilmour	72	36	50	86	-13	59	19	2	4	1	163	22.1		(STL)	48	4	7	11	7	86	1	0	0	0	53	7.5	
Tony McKegney	80	40	38	78	10	82	13	3	1	0	241	16.6		(TOTALS)	72	6	10	16	7	152	1	0	1	0	71	8.5	
Brett Hull	(CGY)	52	26	24	50	10	12	4	0	3	0	153	17.0	Cliff Ronning		26	5	8	13	6	12	1	0	1	0	38	13.2
	(STL)	13	6	8	14	4	4	2	0	0	0	58	10.3	Doug Evans		41	5	7	12	-7	49	0	0	1	0	32	15.6
	(TOTALS)	65	32	32	64	14	16	6	0	3	0	211	15.2	Steve Bozek	(CGY)	26	3	7	10	-3	12	0	1	0	0	37	8.1
Mark Hunter	66	32	31	63	-6	136	14	0	0	1	164	19.5		(STL)	7	0	0	0	-2	2	0	0	0	0	6	0	
Tony Hrkac	67	11	37	48	5	22	2	1	3	0	86	12.8		(TOTALS)	33	3	7	10	-5	14	0	1	0	0	43	7.0	
Brian Sutter	76	15	22	37	-16	147	4	1	2	0	99	15.2	Ron Flockhart		21	5	4	9	5	4	0	0	1	0	27	18.5	
Brian Benning	77	8	29	37	-5	107	5	0	5	0	130	6.2	Michael Dark		30	3	6	9	6	12	0	0	1	0	27	11.1	
Rick Meagher	76	18	16	34	0	76	0	5	3	0	113	15.9	Todd Ewen		64	4	2	6	-5	22	0	0	0	0	38	10.5	
Gino Cavallini	64	15	17	32	-4	62	2	1	3	0	131	11.5	Rob Whistle		19	3	3	6	0	6	0	0	1	0	17	17.6	
Gaston Gingras	(MTL)	2	0	1	1	0	0	0	0	0	2	.0	Greg Paslawski		17	2	1	3	-14	4	0	0	1	0	30	6.7	
	(STL)	68	7	22	29	0	18	3	0	0	131	5.3	Jocelyn Lemieux		23	1	0	1	-5	42	0	0	0	0	19	5.3	
	(TOTALS)	70	7	23	30	1	18	3	0	0	133	5.3	Scott Harlow		1	0	1	1	-1	0	0	0	0	0	2	.0	
Herb Raglan	73	10	15	25	-10	190	0	0	2	2	95	10.5	Ron Handy		4	0	1	1	-1	0	0	0	0	0	4	.0	
Robert Nordmark	67	3	18	21	-6	60	2	0	0	0	78	3.8	Robert Dirk		7	0	1	1	0	16	0	0	0	0	2	.0	
Perry Turnbull	51	10	9	19	8	82	0	0	2	0	62	16.1	Shane MacEachern		1	0	0	0	0	0	0	0	0	0	0	.0	
Tim Bothwell	78	6	13	19	8	76	0	0	1	0	88	6.8	Darrell May		3	0	0	0	0	0	0	0	0	0	0	.0	
Gordie Roberts	(MIN)	48	1	10	11	-17	103	0	0	0	33	3.0	Greg Millen		48	0	0	0	0	4	0	0	0	0	0	.0	
	(PHI)	11	1	2	3	7	15	0	0	0	9	11.1															
	(STL)	11	1	3	4	0	25	0	0	0	10	10.0															
	(TOTALS)	70	3	15	18	-10	143	0	0	0	52	5.8															
														GOALTENDER	GP	MIN	GA	ENG	SO	AVG	W-L-T	SHOTS	SPTG				
														Rick Wamsley	31	1,818	103	4	2	3.40	13-16-1	922	.888				
														Greg Millen	48	2,854	167	1	1	3.51	21-19-7	1,396	.880				
														Darrell May	3	180	18	1	0	6.00	0-3-0	107	.830				

Team & Individual Results, Records & Stats

1986-1987 (32-33-15, 79 pts, 1st Norris Division)

#	DATE	VERSUS	SCORE	RECORD	#	DATE	VERSUS	SCORE	RECORD
1	10/9	@ Los Angeles	4-3 W	1-0-0	41	1/10	@ Calgary	2-5 L	16-19-6
2	10/11	@ Vancouver	3-4 L	1-1-0	42	1/12	@ Minnesota	4-4 T	16-19-7
3	10/14	@ Toronto	1-1 T	1-1-1	43	1/16	LOS ANGELES	3-5 L	16-20-7
4	10/18	QUEBEC	4-3 W	2-1-1	44	1/17	LOS ANGELES	4-4 T	16-20-8
5	10/22	MINNESOTA	3-8 L	2-2-1	45	1/21	@ Toronto	2-4 L	16-21-8
6	10/24	@ Detroit	1-1 T	2-2-2	46	1/23	@ Detroit	3-4 L	16-22-8
7	10/25	DETROIT	1-3 L	2-3-2	47	1/24	DETROIT	5-3 W	17-22-8
8	10/29	NY RANGERS	7-2 W	3-3-2	48	1/27	MONTREAL	2-1 W	18-22-8
9	11/1	PITTSBURGH	3-3 T	3-3-3	49	1/29	TORONTO	4-2 W	19-22-8
10	11/2	CHICAGO	7-3 W	4-3-3	50	1/31	CHICAGO	4-4 T	19-22-9
11	11/5	@ Toronto	4-6 L	4-4-3	51	2/3	EDMONTON	2-4 L	19-23-9
12	11/7	@ Winnipeg	0-2 L	4-5-3	52	2/5	@ Calgary	2-1 W	20-23-9
13	11/9	@ Chicago	4-4 T	4-5-4	53	2/6	@ Vancouver	2-2 T	20-23-10
14	11/12	TORONTO	4-2 W	5-5-4	54	2/8	@ Edmonton	2-6 L	20-24-10
15	11/15	CHICAGO	4-3 W	6-5-4	55	2/14	PHILADELPHIA	2-4 L	20-25-10
16	11/18	@ Minnesota	4-3 W	7-5-4	56	2/15	@ Minnesota	2-3 L	20-26-10
17	11/19	MINNESOTA	7-5 W	8-5-4	57	2/17	VANCOUVER	3-4 L	20-27-10
18	11/21	@ Hartford	0-4 L	8-6-4	58	2/19	MINNESOTA	6-2 W	21-27-10
19	11/22	@ Boston	5-6 L	8-7-4	59	2/21	QUEBEC	4-3 W	22-27-10
20	11/26	NEW JERSEY	1-5 L	8-8-4	60	2/24	NY ISLANDERS	3-2 W	23-27-10
21	11/28	@ Detroit	2-1 W	9-8-4	61	2/26	@ Buffalo	3-4 L	23-28-10
22	11/29	DETROIT	2-4 L	9-9-4	62	2/28	@ NY Islanders	3-3 T	23-28-11
23	12/2	@ Philadelphia	1-7 L	9-10-4	63	3/1	@ Pittsburgh	5-5 T	23-28-12
24	12/3	@ Montreal	3-4 L	9-11-4	64	3/3	@ Toronto	4-3 W	24-28-12
25	12/5	@ Buffalo	6-5 W	10-11-4	65	3/5	WINNIPEG	1-1 T	24-28-13
26	12/7	TORONTO	5-3 W	11-11-4	66	3/7	DETROIT	5-3 W	25-28-13
27	12/9	@ Quebec	4-1 W	12-11-4	67	3/9	TORONTO	3-2 W	26-28-13
28	12/10	@ Hartford	2-6 L	12-12-4	68	3/11	@ Chicago	3-2 W	27-28-13
29	12/13	CHICAGO	4-4 T	12-12-5	69	3/12	@ Boston	4-6 L	27-29-13
30	12/16	MONTREAL	2-4 L	12-13-5	70	3/14	WASHINGTON	3-3 T	27-29-14
31	12/18	WINNIPEG	3-3 T	12-13-6	71	3/18	@ Pittsburgh	4-5 L	27-30-14
32	12/20	@ Washington	3-5 L	12-14-6	72	3/21	NEW JERSEY	6-7 L	27-31-14
33	12/21	@ Philadelphia	6-7 L	12-15-6	73	3/23	@ Minnesota	8-5 W	28-31-14
34	12/26	@ Chicago	6-8 L	12-16-6	74	3/25	@ Chicago	4-4 T	28-31-15
35	12/27	NY RANGERS	3-2 W	13-16-6	75	3/27	@ NY Rangers	4-6 L	28-32-15
36	12/30	BOSTON	4-3 W	14-16-6	76	3/29	@ New Jersey	4-1 W	29-32-15
37	1/3	CALGARY	7-4 W	15-16-6	77	3/31	NY ISLANDERS	3-4 L	29-33-15
38	1/5	WASHINGTON	4-6 L	15-17-6	78	4/2	BUFFALO	5-3 W	30-33-15
39	1/7	HARTFORD	6-3 W	16-17-6	79	4/4	MINNESOTA	4-1 W	31-33-15
40	1/9	@ Edmonton	1-5 L	16-18-6	80	4/5	@ Detroit	3-2 W	32-33-15

PLAYER	GP	G	A	TP	S	PCTG	GW	GT	PP	SH	PLAYER	GP	G	A	TP	S	PCTG	GW	GT	PP	SH
Doug Gilmour	80	42	63	105	207	20.3	2	1	17	1	Bruce Bell	45	3	13	16	50	6.0	0	0	1	0
Bernie Federko	64	20	52	72	130	15.4	3	0	9	0	Doug Evans	53	3	134	16	51	5.9	0	0	0	0
Mark Hunter	74	36	33	69	178	20.2	4	1	12	0	Charlie Bourgeois	66	2	12	4	54	3.7	1	0	0	0
Greg Paslawski	76	29	35	64	204	14.2	7	4	6	1	Jim Pavese	69	2	9	11	45	4.4	0	0	0	0
Brian Benning	78	13	36	49	144	9.0	2	0	7	0	Brian Sutter	14	3	3	6	22	13.6	0	1	3	0
Gino Cavallini	80	18	26	44	161	11.2	2	0	4	0	Michael Dark	13	2	0	2	4	50.0	0	0	0	0
Rick Meagher	80	18	21	39	170	10.6	1	1	2	2	Todd Ewen	23	2	0	2	11	18.2	0	0	0	0
Rob Ramage	59	11	28	39	160	6.9	3	0	6	0	Greg Millen	42	0	2	2	0	.0	0	0	0	0
Ron Flockhart	60	16	19	35	101	15.8	2	0	2	0	Mike Posavad	2	0	0	0	0	.0	0	0	0	0
Doug Wickenheiser	80	13	15	28	131	9.9	1	0	5	2	Larry Trader	5	0	0	0	3	.0	0	0	0	0
Ric Nattress	73	6	22	28	133	4.5	0	0	2	0	Rick Wamsley	41	0	0	0	0	.0	0	0	0	0
Cliff Ronning	42	11	14	25	68	6.2	2	0	2	0											
Mark Reeds	68	9	16	25	106	8.5	0	0	1	0											
Tim Bothwell	(HFD)	4	1	0	1	33.3	0	0	0	0	GOALTENDER	GP	MIN	GA	ENG	SO	A/G	W-L-T	SHOTS	SPCTG	
	(STL)	72	5	16	21	75	6.7	1	0	0	Greg Millen	42	2,482	164	3	0	3.52	15-18-9	1,152	.873	
	(TOTALS)	76	6	16	22	78	7.7	1	0	0	Rick Wamsley	41	2,410	142	2	0	3.54	17-15-6	1,212	.883	
Jocelyn Lemieux	53	10	8	18	48	20.8	1	1	1	0											
Herb Raelan	62	6	10	16	58	10.3	0	0	0	0											

GOALTENDER	GP	MIN	GA	ENG	SO	AVG	W-L-T	SHOTS	SPCTG
Greg Millen	42	2,482	164	3	0	3.52	15-18-9	1,152	.873
Rick Wamsley	41	2,410	142	2	0	3.54	17-15-6	1,212	.883

1985-1986 (37-34-9, 83 pts, 3rd Norris Division)

#	DATE	VERSUS	SCORE	RECORD	#	DATE	VERSUS	SCORE	RECORD
1	10/12	@ Vancouver	4-3 W	1-0-0	41	1/15	TORONTO	10-1 W	19-16-6
2	10/13	@ Edmonton	3-6 L	1-1-0	42	1/16	@ Minnesota	3-4 L	19-17-6
3	10/16	@ Calgary	2-1 W	2-1-0	43	1/18	@ PITTSBURGH	2-5 L	19-18-6
4	10/19	NEW JERSEY	4-3 W	3-1-0	44	1/21	@ Los Angeles	3-6 L	19-19-6
5	10/22	@ Minnesota	4-5 L	3-2-0	45	1/23	@ Los Angeles	4-3 W	20-19-6
6	10/23	MINNESOTA	4-4 T	3-2-1	46	1/25	PHILADELPHIA	0-1 L	20-20-6
7	10/26	NY ISLANDERS	2-5 L	3-3-1	47	1/29	EDMONTON	5-5 T	20-20-7
8	10/29	@ Washington	3-6 L	3-4-1	48	1/31	@ Detroit	6-4 W	21-20-7
9	11/2	DETROIT	5-5 T	3-4-2	49	2/1	DETROIT	4-3 W	22-20-7
10	11/3	@ Winnipeg	4-3 W	4-4-2	50	2/5	NY RANGERS	4-3 W	23-20-7
11	11/6	@ Detroit	2-4 L	4-5-2	51	2/6	@ Philadelphia	3-4 L	23-21-7
12	11/8	@ Buffalo	4-5 L	4-6-2	52	2/8	@ Toronto	2-3 L	23-22-7
13	11/9	@ Toronto	2-2 T	4-6-3	53	2/11	HARTFORD	4-4 T	23-22-8
14	11/12	TORONTO	4-3 W	5-6-3	54	2/13	MINNESOTA	5-3 W	24-22-8
15	11/14	QUEBEC	5-3 W	6-6-3	55	2/15	BOSTON	5-1 W	25-22-8
16	11/16	VANCOUVER	6-5 W	7-6-3	56	2/16	@ Chicago	2-4 L	25-23-8
17	11/20	@ Winnipeg	1-3 L	7-7-3	57	2/18	DETROIT	5-4 W	26-23-8
18	11/21	@ Minnesota	4-2 W	8-7-3	58	2/20	@ NY Rangers	2-3 L	26-24-8
19	11/23	CHICAGO	3-7 L	8-8-3	59	2/22	@ Pittsburgh	5-3 W	27-24-8
20	11/26	TORONTO	5-1 W	9-8-3	60	2/23	@ Hartford	8-2 W	28-24-8
21	11/29	@ Detroit	3-5 L	9-9-3	61	2/25	CALGARY	1-4 L	28-25-8
22	11/30	MINNESOTA	4-3 W	10-9-3	62	3/1	CHICAGO	6-3 W	29-25-8
23	12/4	BUFFALO	3-6 L	10-10-3	63	3/2	@ Chicago	4-6 L	29-26-8
24	12/5	@ Washington	2-3 L	10-11-3	64	3/4	@ Quebec	6-3 W	30-26-8
25	12/7	DETROIT	5-4 W	11-11-3	65	3/6	@ Montreal	7-4 W	31-26-8
26	12/10	EDMONTON	7-3 W	12-11-3	66	3/8	VANCOUVER	7-3 W	32-26-8
27	12/11	@ Toronto	4-6 L	12-12-3	67	3/9	@ Chicago	2-4 L	32-27-8
28	12/14	@ NY Islanders	2-2 T	12-12-4	68	3/11	BUFFALO	3-2 W	33-27-8
29	12/15	@ New Jersey	3-2 W	13-12-4	69	3/13	MINNESOTA	2-3 L	33-28-8
30	12/17	WINNIPEG	8-6 W	14-12-4	70	3/15	WASHINGTON	4-5 L	33-29-8
31	12/20	CALGARY	5-2 W	15-12-4	71	3/17	@ Minnesota	5-6 L	33-30-8
32	12/26	CHICAGO	9-6 W	16-12-4	72	3/19	HARTFORD	2-5 L	33-31-8
33	12/28	BOSTON	1-5 L	16-13-4	73	3/20	@ Detroit	3-2 W	34-31-8
34	12/31	PITTSBURGH	4-8 L	16-14-4	74	3/22	MONTREAL	3-2 W	35-31-8
35	1/4	PHILADELPHIA	2-1 W	17-14-4	75	3/25	@ NY Islanders	2-0 W	36-31-8
36	1/6	@ Montreal	2-9 L	17-15-4	76	3/27	@ New Jersey	0-1 L	36-32-8
37	1/7	@ Quebec	4-7 L	17-16-4	77	3/29	@ Toronto	1-4 L	36-33-8
38	1/9	@ Boston	7-2 W	18-16-4	78	4/1	TORONTO	2-2 T	36-33-9
39	1/11	LOS ANGELES	4-4 T	18-16-5	79	4/5	CHICAGO	7-5 W	37-33-9
40	1/12	@ NY Rangers	2-2 T	18-16-5	80	4/6	@ Chicago	1-3 L	37-34-9

PLAYER	GP	G	A	TP	S	PCTG	GW	GT	PP	SH	PLAYER	GP	G	A	TP	S	PCTG	GW	GT	PP	SH	
Bernie Federko	80	34	68	102	167	20.4	2	0	16	0	Charlie Bourgeois (CGY) (STL) (TOTALS)	29	5	5	10	30	16.7	0	0	0	0	
Mark Hunter	78	44	30	74	204	21.6	3	1	11	2		31	2	7	9	34	5.9	1	0	1	0	
Ron Flockhart	79	22	45	67	199	11.1	3	1	5	2		60	7	12	19	64	10.9	1	0	1	0	
Rob Ramage	77	10	56	66	227	4.4	2	0	7	0	Jim Pavese	69	4	8	12	51	7.8	0	0	1	0	
Doug Gilmour	74	25	28	53	183	13.7	5	0	2	1	Denis Cyr	31	3	4	7	21	14.3	0	0	0	0	
Dave Barr	72	13	38	51	106	12.3	2	1	0	0	Kent Carlson	(MTL)	2	0	0	0	0	0.0	0	0	0	0
Brian Sutter	44	19	23	42	92	20.7	1	1	8	0	(STL)	26	2	3	5	14	14.3	0	0	0	0	
Eddy Beers	(CGY)	33	11	10	21	83	13.3	1	0	4	(TOTALS)	28	2	3	5	14	14.3	0	0	0	0	
	(STL)	24	7	11	18	53	13.2	0	0	4	0	Normand Baron	23	2	0	2	13	15.4	0	0	0	0
	(TOTALS)	57	18	21	39	136	13.2	1	0	8	0	Doug Evans	13	1	0	1	12	8.3	0	0	0	0
Kevin LaValle	64	18	20	38	129	14.0	2	1	7	0	Darrell May	3	0	1	1	0	0.0	0	0	0	0	
Mark Reeds	78	10	28	38	108	9.3	2	0	0	0	Greg Millen	36	0	1	1	0	0.0	0	0	0	0	
Greg Paslawski	56	22	11	33	150	14.7	2	0	1	1	Mike Posavad	6	0	0	0	2	0.0	0	0	0	0	
Rick Meagher	79	11	19	30	109	10.1	3	0	0	3	Shawn Evans	7	0	0	0	1	0.0	0	0	0	0	
Lee Norwood	71	5	24	29	111	4.5	1	0	2	0	Herb Raglan	7	0	0	0	4	0.0	0	0	0	0	
Gino Cavallini	(CGY)	27	7	7	14	51	13.7	0	0	4	0	Rick Wamsley	42	0	0	0	0	0.0	0	0	0	0
	(STL)	30	6	5	11	44	13.6	0	0	1	0											
	(TOTALS)	57	13	12	25	95	13.7	0	0	5	0	GOALTENDER	GP	MIN	GA	ENG	SO	AVG	W-L-T	SHOTS	SPCTG	
Rick Nattress	78	4	20	24	124	3.2	2	0	1	0	Rick Wamsley	42	2,517	144	0	1	3.43	22-16-3	1,354	.894		
Bruce Bell	75	2	18	20	96	2.1	0	0	2	0	Greg Millen	36	2,166	129	5	1	3.57	14-16-6	1,140	.886		
Doug Wickenheiser	36	8	11	19	53	15.1	2	0	0	0	Darrell May	3	184	13	0	0	4.24	1-2-0	86	.849		

GOALTENDER	GP	MIN	GA	ENG	SO	AVG	W-L-T	SHOTS	SPECTG
Rick Wamsley	42	2,517	144	0	1	3.43	22-16-3	1,354	.894
Greg Millen	36	2,166	129	5	1	3.57	14-16-6	1,140	.886
Darrell May	3	184	13	0	0	4.24	1-2-0	86	.849

Team & Individual Results, Records & Stats

1984-1985 (37-31-12, 86 pts, 1st Norris Division)

#	DATE	VERSUS	SCORE	RECORD	#	DATE	VERSUS	SCORE	RECORD
1	10/11	@ Calgary	4-2 W	1-0-0	41	1/12	NY RANGERS	4-4 OT T	17-17-7
2	10/12	@ Edmonton	1-5 L	1-1-0	42	1/16	@ Minnesota	4-4 OT T	17-17-8
3	10/14	@ Los Angeles	5-2 W	2-1-0	43	1/18	@ Winnipeg	6-2 W	18-17-8
4	10/17	@ Chicago	3-4 L	2-2-0	44	1/19	@ Toronto	1-6 L	18-18-8
5	10/20	NEW JERSEY	8-3 W	3-2-0	45	1/21	@ Detroit	6-3 W	19-18-8
6	10/24	BOSTON	1-4 L	3-3-0	46	1/25	LOS ANGELES	6-3 W	20-18-8
7	10/25	@ Philadelphia	2-7 L	3-4-0	47	1/26	LOS ANGELES	3-7 L	20-19-8
8	10/27	CHICAGO	4-5 L	3-5-0	48	1/29	WINNIPEG	6-6 OT T	20-19-9
9	10/31	TORONTO	6-5 OT W	4-5-0	49	1/31	DETROIT	3-2 W	21-19-9
10	11/3	CALGARY	5-2 W	5-5-0	50	2/2	CHICAGO	5-1 W	22-19-9
11	11/6	@ NY Islanders	3-6 L	5-6-0	51	2/3	@ Chicago	6-4 W	23-19-9
12	11/8	@ Pittsburgh	6-2 W	6-6-0	52	2/6	VANCOUVER	4-0 W	24-19-9
13	11/9	@ Philadelphia	0-6 L	6-7-0	53	2/7	@ Detroit	5-5 OT T	24-19-10
14	11/11	@ Boston	1-1 OT T	6-7-1	54	2/9	MINNESOTA	4-2 W	25-19-10
15	11/14	QUEBEC	3-7 L	6-8-1	55	2/14	TORONTO	5-3 W	26-19-10
16	11/16	QUEBEC	4-2 W	7-8-1	56	2/16	MINNESOTA	6-4 W	27-19-10
17	11/20	@ Vancouver	5-1 W	8-8-1	57	2/19	MONTREAL	2-5 L	27-20-10
18	11/23	@ Calgary	3-1 W	9-8-1	58	2/20	@ Detroit	2-3 L	27-21-10
19	11/24	@ Edmonton	6-7 L	9-9-1	59	2/22	@ Buffalo	4-1 W	28-21-10
20	11/27	@ Vancouver	6-1 W	10-9-1	60	2/24	@ Hartford	3-2 W	29-21-10
21	11/30	@ Detroit	5-3 W	11-9-1	61	2/27	BUFFALO	3-1 W	30-21-10
22	12/1	DETROIT	10-5 W	12-9-1	62	3/2	CHICAGO	4-4 OT T	30-21-11
23	12/4	WINNIPEG	2-2 OT T	12-9-2	63	3/3	@ Chicago	2-5 L	30-22-11
24	12/5	@ Pittsburgh	4-7 L	12-10-2	64	3/5	TORONTO	7-2 W	31-22-11
25	12/8	TORONTO	3-3 OT T	12-10-3	65	3/7	PITTSBURGH	5-1 W	32-22-11
26	12/11	WASHINGTON	3-3 OT T	12-10-4	66	3/9	@ Minnesota	1-4 L	32-23-11
27	12/13	@ New Jersey	4-4 OT T	12-10-5	67	3/10	DETROIT	6-2 W	33-23-11
28	12/15	EDMONTON	2-8 L	12-11-5	68	3/12	NY ISLANDERS	5-6 L	33-24-11
29	12/17	@ Toronto	3-2 W	13-11-5	69	3/16	HARTFORD	0-5 L	33-25-11
30	12/19	MINNESOTA	4-1 W	14-11-5	70	3/18	@ Toronto	3-4 OT L	33-26-11
31	12/22	@ Washington	5-7 L	14-12-5	71	3/20	@ Hartford	2-3 L	33-27-11
32	12/23	@ Buffalo	2-3 L	14-13-5	72	3/21	@ Boston	1-1 OT T	33-27-12
33	12/26	CHICAGO	4-3 W	15-13-5	73	3/23	MINNESOTA	4-2 W	34-27-12
34	12/29	NY ISLANDERS	1-5 L	15-14-5	74	3/27	@ Toronto	2-4 L	34-28-12
35	12/30	@ NY Rangers	2-6 L	15-15-5	75	3/28	@ Montreal	1-5 L	34-29-12
36	1/3	MONTREAL	2-2 OT T	15-15-6	76	3/30	@ Quebec	1-3 L	34-30-12
37	1/5	PHILADELPHIA	3-6 L	15-16-6	77	4/2	NEW JERSEY	8-4 W	35-30-12
38	1/6	@ Chicago	3-2 W	16-16-6	78	4/4	NY RANGERS	4-5 L	35-31-12
39	1/9	WASHINGTON	2-4 L	16-17-6	79	4/6	@ Minnesota	4-3 W	36-31-12
40	1/10	@ Minnesota	5-3 W	17-17-6	80	4/7	DETROIT	6-5 OT W	37-31-12

PLAYER	GP	G	A	TP	S	PCTG	GW	GT	PP	SH	PLAYER	GP	G	A	TP	S	PCTG	GW	GT	PP	SH	
Bernie Federko	76	30	73	103	174	17.2	3	0	6	0	Luc Dufour	(QUE)	30	2	3	5	18	11.1	0	0	0	0
Joe Mullen	79	40	52	92	252	15.9	4	0	13	0	(STL)	23	1	3	4	38	2.6	0	0	0	0	
Brian Sutter	77	37	38	75	181	20.4	7	0	14	0	(TOTAL)	53	3	6	9	56	5.4	0	0	0	0	
Mark Johnson	(HTFD)	49	19	28	47	107	17.8	2	0	10	0	9	5	3	8	12	41.7	1	0	0	0	
	(STL)	17	4	6	10	36	11.1	0	0	2	0	Jim Pavese	51	2	5	7	27	7.4	1	0	0	0
	(TOTAL)	66	23	34	57	143	16.1	2	0	12	0	Terry Johnson	74	0	7	7	41	0.0	0	0	0	0
Doug Gilmour	78	21	36	57	162	13.0	3	3	3	1	Dwight Schofield	43	1	4	5	14	7.1	0	0	0	0	
Jorgen Pettersson	75	23	32	55	180	12.8	3	1	8	0	Brian Benning	4	0	2	2	1	0.0	0	0	0	0	
Doug Wickenheiser	68	23	20	43	155	14.8	3	1	1	2	Perry Ganchar	1	2	2	4	4	0.0	0	0	0	0	
Greg Paslawski	72	22	20	42	159	13.8	2	0	7	0	Rick Wamsley	40	0	1	1	0	0.0	0	0	0	0	
Mark Reeds	80	9	30	39	98	9.2	4	0	0	1	Greg Millen	(HTFD)	44	0	0	0	0	0.0	0	0	0	0
Rob Ramage	80	7	31	38	285	2.5	0	0	1	0	(STL)	10	0	0	0	0	0.0	0	0	0	0	
Dave Barr	75	16	18	34	75	21.3	1	0	2	0	(TOTAL)	54	0	0	0	0	0.0	0	0	0	0	
Kevin LaVallee	38	15	17	32	68	22.1	1	0	2	0												
Craig Levie	61	6	23	29	94	6.4	1	0	2	0												
Tim Bothwell	79	4	22	26	102	3.9	0	0	1	0												
Rik Wilson	51	8	16	24	85	9.4	0	0	3	0	Rick Heinz	2	70	3	0	0	2.57	0	0	0	0	
Pat Hickey	57	10	13	23	53	18.9	1	0	0	3	Rick Wamsley	40	2319	126	3	0	3.26	23	12	5		
Perry Anderson	71	9	9	18	86	10.5	1	0	0	0	Greg Millen	10	605	35	2	0	3.47	2	7	1		
Gilbert Delorme	74	2	12	14	85	2.4	0	0	1	0	Mike Liut	32	1869	119	0	1	3.82	12	16	6		

GOALTENDER	GP	MINS	GA	ENG	SO	AVG	W-L-T
Rick Heinz	2	70	3	0	0	2.57	0-0-0
Rick Wamsley	40	2319	126	3	0	3.26	23-12-5
Greg Millen	10	605	35	2	0	3.47	2-7-1
Mike Liut	32	1869	119	0	1	3.82	12-16-6

1983-1984 (32-41-7, 71 pts, 2nd Norris Division)

#	DATE	VERSUS	SCORE	RECORD	#	DATE	VERSUS	SCORE	RECORD
1	10/4	PITTSBURGH	5-3	W 1-0-0	41	1/5	@ Washington	1-5	L 17-20-4
2	10/5	@ Chicago	3-4	L 1-1-0	42	1/7	@ Montreal	0-5	L 17-21-4
3	10/8	CHICAGO	4-1	W 2-1-0	43	1/8	@ Toronto	5-2	W 18-21-4
4	10/11	VANCOUVER	3-2	W 3-1-0	44	1/10	VANCOUVER	2-0	W 19-21-4
5	10/13	LOS ANGELES	7-4	W 4-1-0	45	1/12	BOSTON	2-6	L 19-22-4
6	10/15	NY RANGERS	6-5	W 5-1-0	46	1/14	MINNESOTA	2-4	L 19-23-4
7	10/19	@ Detroit	2-4	L 5-2-0	47	1/17	CALGARY	2-2	T 19-23-5
8	10/22	CHICAGO	2-1	W 6-2-0	48	1/18	@ NY Rangers	2-6	L 19-24-5
9	10/25	@ Vancouver	1-7	L 6-3-0	49	1/20	@ New Jersey	4-3 OT	W 20-24-5
10	10/26	@ Calgary	4-5	L 6-4-0	50	1/21	BUFFALO	1-2	L 20-25-5
11	10/29	BOSTON	2-3	L 6-5-0	51	1/24	TORONTO	6-3	W 21-25-5
12	11/1	DETROIT	2-3	L 6-6-0	52	1/27	MINNESOTA	8-10	L 21-26-5
13	11/3	@ Boston	5-9	L 6-7-0	53	1/29	@ NY Rangers	2-3	L 21-27-5
14	11/5	PHILADELPHIA	7-6	W 7-7-0	54	2/2	@ NY Islanders	5-2	W 22-27-5
15	11/8	@ Los Angeles	5-5	T 7-7-1	55	2/4	HARTFORD	3-7	L 22-28-5
16	11/10	@ Los Angeles	2-6	L 7-8-1	56	2/7	CALGARY	1-2	L 22-29-5
17	11/12	@ Minnesota	2-5	L 7-9-1	57	2/11	CHICAGO	1-1	T 22-29-6
18	11/15	MONTREAL	2-5	L 7-10-1	58	2/15	@ Detroit	4-3	W 23-29-6
19	11/16	@ Chicago	3-4	L 7-11-1	59	2/16	@ Philadelphia	2-5	L 23-30-6
20	11/19	@ Pittsburgh	4-4	T 7-11-2	60	2/18	WASHINGTON	2-4	L 23-31-6
21	11/22	TORONTO	7-4	W 8-11-2	61	2/19	@ Chicago	5-6	L 23-32-6
22	11/23	@ Detroit	0-3	L 8-12-2	62	2/21	EDMONTON	5-6	L 23-33-6
23	11/26	EDMONTON	8-6	W 9-12-2	63	2/23	@ NY Islanders	1-5	L 23-34-6
24	11/29	NY ISLANDERS	5-5	T 9-12-3	64	2/25	@ Quebec	3-3	T 23-34-7
25	12/2	@ Buffalo	6-7	L 9-13-3	65	2/26	@ Quebec	0-5	L 23-35-7
26	12/3	@ Hartford	2-7	L 9-14-3	66	2/28	MINNESOTA	5-2	W 24-35-7
27	12/6	BUFFALO	8-2	W 10-14-3	67	2/29	@ Minnesota	7-5	W 25-35-7
28	12/7	@ Toronto	4-3	W 11-14-3	68	3/3	PHILADELPHIA	4-3	W 26-35-7
29	12/10	DETROIT	8-3	W 12-14-3	69	3/6	DETROIT	1-3	L 26-36-7
30	12/13	CHICAGO	4-1	W 13-14-3	70	3/8	@ Detroit	3-6	L 26-37-7
31	12/14	@ Minnesota	4-4	T 13-14-4	71	3/10	NEW JERSEY	6-5 OT	W 27-37-7
32	12/17	@ Montreal	3-6	L 13-15-4	72	3/13	HARTFORD	2-0	W 28-37-7
33	12/20	MINNESOTA	2-5	L 13-16-4	73	3/15	DETROIT	5-3	W 29-37-7
34	12/21	@ Toronto	4-5	L 13-17-4	74	3/17	QUEBEC	4-6	L 29-38-7
35	12/23	@ Winnipeg	3-6	L 13-18-4	75	3/18	@ Washington	5-3	W 30-38-7
36	12/26	@ Chicago	1-3	L 13-19-4	76	3/20	WINNIPEG	9-3	W 31-38-7
37	12/27	@ New Jersey	5-4 OT	W 14-19-4	77	3/24	@ Edmonton	7-1	W 32-38-7
38	12/29	TORONTO	3-1	W 15-19-4	78	3/26	@ Minnesota	3-4	L 32-39-7
39	12/31	PITTSBURGH	2-0	W 16-19-4	79	3/30	@ Winnipeg	1-2	L 32-40-7
40	1/3	TORONTO	8-3	W 17-19-4	80	3/31	@ Toronto	4-6	L 32-41-7

PLAYER	GP	G	A	TP	S	PCTG	GW	GT	PP	SH	PLAYER	GP	G	A	TP	S	PCTG	GW	GT	PP	SH	
Bernie Federko	79	41	66	107	198	20.7	4	2	13	0	Dwight Schofield	70	4	10	14	46	8.7	1	0	0	0	
Joe Mullen	80	41	44	85	228	18.0	6	0	13	0	Gilbert Delorme	(MTL)	27	2	7	9	37	5.4	0	0	0	0
Brian Sutter	76	32	51	83	193	16.6	3	1	14	2	(STL)	44	0	5	5	68	0.0	0	0	0	0	
Jorgen Pettersson	77	28	34	62	212	13.2	7	0	7	0	(TOTAL)	71	2	12	14	105	1.9	0	0	0	0	
Rob Ramage	80	15	45	60	267	5.6	3	0	9	0	Perry Anderson	50	7	5	12	49	14.3	1	0	0	0	
Doug Gilmour	80	25	28	53	157	15.9	1	0	3	1	Alain Lemieux	17	4	5	9	14	28.6	0	1	1	0	
Guy Chouinard	64	12	34	46	117	10.3	2	0	4	0	Terry Johnson	65	2	6	8	38	5.3	0	0	0	0	
Wayne Babych	70	13	29	42	115	11.3	0	1	3	0	Mike Liut	58	0	4	4	0	0.0	0	0	0	0	
Doug Wickenheiser (MTL)	27	5	5	10	26	19.2	1	0	0	0	Jim Pavese	4	0	1	1	1	0.0	0	0	0	0	
(STL)	46	7	21	28	116	6.0	1	0	2	0	Perry Ganchar	1	0	0	0	0	0.0	0	0	0	0	
(TOTAL)	73	12	26	38	142	8.5	2	0	2	0	John Markell	2	0	0	0	0	0.0	0	0	0	0	
Mark Reeds	65	11	14	25	72	15.3	0	1	3	1	Ralph Klassen	5	0	0	0	5	0.0	0	0	0	0	
Pat Hickey	67	9	11	20	77	11.7	1	0	0	0	Michel Larocque	5	0	0	0	0	0.0	0	0	0	0	
Dave Pichette	(QUE)	23	2	7	9	34	5.9	0	0	0	Dave Barr	(BOS)	6	0	0	0	9	0.0	0	0	0	0
(STL)	23	0	11	11	37	0.0	0	0	0	0	(STL)	1	0	0	0	0	0.0	0	0	0	0	
(TOTAL)	46	2	18	20	71	2.8	0	0	0	0	(TOTAL)	7	0	0	0	9	0.0	0	0	0	0	
Greg Paslawski	(MTL)	26	1	4	5	27	2.7	0	0	0	Rick Heinz	22	0	0	0	0	0.0	0	0	0	0	
(STL)	34	8	6	14	36	22.2	0	0	1	1	GOALTENDER	GP	MINS	GA	ENG	SO	AVG	W-L-T				
(TOTAL)	60	9	10	19	63	14.3	0	0	1	0	Mike Liut	58	3425	197	6	3	3.45	25-29-4				
Rik Wilson	48	7	11	18	72	9.7	1	0	2	0	Rick Heinz	22	1118	80	1	0	4.29	7-7-3				
Tim Bothwell	62	2	13	15	59	3.4	0	0	1	0	Michel Larocque	5	300	31	1	0	6.20	0-5-0				
Jack Carlson	58	6	8	14	35	17.1	0	0	0	0												

Team & Individual Results, Records & Stats

1982-1983 (25-40-15, 65 pts, 4th Norris Division)

#	DATE	VERSUS	SCORE	RECORD	#	DATE	VERSUS	SCORE	RECORD
1	10/6	@ Detroit	2-1 W	1-0-0	41	1/1	PHILADELPHIA	1-4 L	14-23-4
2	10/7	TORONTO	3-2 W	2-0-0	42	1/4	CHICAGO	2-4 L	14-24-4
3	10/9	MINNESOTA	3-6 L	2-1-0	43	1/5	@ Minnesota	3-3 T	14-24-5
4	10/13	@ Chicago	4-6 L	2-2-0	44	1/8	WASHINGTON	3-3 T	14-24-6
5	10/14	WINNIPEG	2-5 L	2-3-0	45	1/11	EDMONTON	5-7 L	14-25-6
6	10/16	DETROIT	6-0 W	3-3-0	46	1/14	@ Winnipeg	4-2 W	15-25-6
7	10/18	@ Minnesota	3-4 L	3-4-0	47	1/17	@ Toronto	4-4 T	15-25-7
8	10/20	@ Pittsburgh	5-3 W	4-4-0	48	1/18	@ Quebec	1-3 L	15-26-7
9	10/23	CHICAGO	5-4 W	5-4-0	49	1/20	@ New Jersey	3-3 T	15-26-8
10	10/24	@ Buffalo	2-6 L	5-5-0	50	1/22	CALGARY	6-7 L	15-27-8
11	10/27	@ Detroit	4-5 L	5-6-0	51	1/25	MINNESOTA	4-4 T	15-27-9
12	10/30	WASHINGTON	5-6 L	5-7-0	52	1/27	@ Minnesota	3-3 T	15-27-10
13	11/2	DETROIT	4-2 W	6-7-0	53	1/29	LOS ANGELES	4-2 W	16-27-10
14	11/5	@ Washington	4-3 W	7-7-0	54	2/1	CHICAGO	0-5 L	16-28-10
15	11/6	TORONTO	3-3 T	7-7-1	55	2/2	@ Detroit	4-3 W	17-28-10
16	11/9	@ NY Islanders	1-4 L	7-8-1	56	2/5	NY RANGERS	2-2 T	17-28-11
17	11/10	@ NY Rangers	4-5 L	7-9-1	57	2/10	@ Philadelphia	2-5 L	17-29-11
18	11/13	@ Hartford	2-5 L	7-10-1	58	2/12	NEW JERSEY	5-1 W	18-29-11
19	11/14	@ Boston	3-7 L	7-11-1	59	2/14	BUFFALO	6-4 W	19-29-11
20	11/16	NEW JERSEY	7-2 W	8-11-1	60	2/16	@ Toronto	3-6 L	19-30-11
21	11/20	DETROIT	2-2 T	8-11-2	61	2/17	TORONTO	3-6 L	19-31-11
22	11/21	@ Philadelphia	1-3 L	8-12-2	62	2/19	QUEBEC	4-4 T	19-31-12
23	11/23	MONTREAL	1-1 T	8-12-3	63	2/22	@ Vancouver	3-6 L	19-32-12
24	11/26	@ Buffalo	6-8 L	8-13-3	64	2/25	@ Edmonton	5-5 T	19-32-13
25	11/27	PITTSBURGH	5-3 W	9-13-3	65	2/26	@ Calgary	2-7 L	19-33-13
26	11/30	NY ISLANDERS	2-3 L	9-14-3	66	3/1	LOS ANGELES	7-2 W	20-33-13
27	12/2	MINNESOTA	3-6 L	9-15-3	67	3/2	@ Minnesota	4-4 T	20-33-14
28	12/4	@ Los Angeles	3-6 L	9-16-3	68	3/5	MONTREAL	5-6 L	20-34-14
29	12/5	@ Vancouver	3-6 L	9-17-3	69	3/8	NY ISLANDERS	6-0 W	21-34-14
30	12/7	@ Edmonton	2-3 L	9-18-3	70	3/9	@ Toronto	2-5 L	21-35-14
31	12/9	@ Calgary	7-2 W	10-18-3	71	3/12	DETROIT	2-1 W	22-35-14
32	12/11	VANCOUVER	1-3 L	10-19-3	72	3/15	QUEBEC	5-3 W	23-35-14
33	12/14	WINNIPEG	3-4 L	10-20-3	73	3/16	@ Chicago	1-4 L	23-36-14
34	12/15	@ Toronto	4-2 W	11-20-3	74	3/19	MINNESOTA	3-3 T	23-36-15
35	12/18	HARTFORD	7-4 W	12-20-3	75	3/22	@ Hartford	4-1 W	24-36-15
36	12/21	@ Detroit	5-5 T	12-20-4	76	3/24	@ Boston	6-7 L	24-37-15
37	12/23	TORONTO	7-3 W	13-20-4	77	3/26	@ Montreal	5-6 L	24-38-15
38	12/26	@ Chicago	4-7 L	13-21-4	78	3/29	NY RANGERS	3-4 L	24-39-15
39	12/28	BOSTON	0-3 L	13-22-4	79	4/2	CHICAGO	4-2 W	25-39-15
40	12/29	@ Pittsburgh	6-5 W	14-22-4	80	4/3	@ Chicago	2-7 L	25-40-15

PLAYER	GP	G	A	TP	S	PCTG	GW	GT	PPSH	PLAYER	GP	G	A	TP	S	PCTG	GW	GT	PPSH
Bernie Federko	75	24	60	84	184	13.0	1	1	9 0	Jack Carlson	54	6	1	7	43	14.0	1	0	0 0
Brian Sutter	79	46	30	76	204	22.5	4	4	11 0	Perry Anderson	18	5	2	7	27	18.5	0	0	0 0
Jorgen Pettersson	74	35	38	73	201	17.4	4	3	7 3	Ed Kea	46	0	5	5	42	0.0	0	0	0 0
Blake Dunlop	78	22	44	66	135	16.3	2	1	8 0	Alain Vigneault	28	1	3	4	13	7.7	0	0	0 0
Rob Ramage	78	16	35	51	279	5.7	3	1	7 0	Jim Pavese	24	0	2	2	9	0.0	0	0	0 0
Perry Turnbull	79	32	15	47	205	15.6	1	2	6 0	Ralph Klassen	29	0	2	2	14	0.0	0	0	0 0
Joe Mullen	49	17	30	47	128	13.3	0	0	5 0	Curt Brackenbury	6	1	0	1	2	50.0	0	0	0 0
Wayne Babych	71	16	23	39	148	10.8	2	0	5 0	Pat Hickey	1	0	0	0	1	0.0	0	0	0 0
Alain Lemieux	42	9	25	34	71	12.7	0	0	1 0	Rob Tudor	2	0	0	0	0	0.0	0	0	0 0
Guy Lapointe	54	3	23	26	106	2.8	1	0	1 1	Rick Heinz	9	0	0	0	0	0.0	0	0	0 0
Mike Zuke	43	8	16	24	58	13.8	1	1	0 0	Bill Stewart	7	0	0	0	5	0.0	0	0	0 0
Jack Brownschidle	72	1	22	23	127	0.8	0	0	1 0	Gerry Hart	8	0	0	0	0	0.0	0	0	0 0
Larry Patey	67	9	12	21	72	12.5	0	0	0 3	Mike Liut	68	0	0	0	0	0.0	0	0	0 0
Mark Reeds	20	5	14	19	34	14.7	1	0	0 0										
Blair Chapman	39	7	11	18	46	15.2	1	1	3 0										
Mike Crombeen	80	6	11	17	71	8.5	1	0	0 1	GOALTENDER	GP	MINS	GA	ENG	SO	AVG	W-L-T		
Andre Dore	38	2	15	17	41	4.9	0	1	0 0	Mike Liut	68	3794	235	4	1	3.72	21-27-13		
Tim Bothwell	61	4	11	15	62	6.5	1	0	0 1	Rick Heinz	9	335	24	1	1	4.30	1-5-1		
Bobby Crawford	27	5	9	14	63	7.9	0	0	1 0	Glen Hanlon	14	671	50	2	0	4.47	3-8-1		
Rik Wilson	56	3	11	14	77	3.9	1	0	1 0										

GOALTENDER	GP	MIN	GA	ENG	SO	AVG	W-L-T
Mike Liut	68	3794	235	4	1	3.72	21-27-13
Rick Heinz	9	335	24	1	1	4.30	1-5-1
Glen Hanlon	14	671	50	2	0	4.47	3-8-1



1981-1982 (32-40-8, 72 pts, 3rd Norris Division)

#	DATE	VERSUS	SCORE	RECORD	#	DATE	VERSUS	SCORE	RECORD
1	10/6	PITTSBURGH	6-2 W	1-0-0	41	1/5	MINNESOTA	4-1 W	19-18-4
2	10/10	CALGARY	4-6 L	1-1-0	42	1/8	@ Colorado	1-7 L	19-19-4
3	10/15	@ Detroit	3-6 L	1-2-0	43	1/9	WASHINGTON	7-4 W	20-19-4
4	10/17	CHICAGO	7-3 W	2-2-0	44	1/13	QUEBEC	2-4 L	20-20-4
5	10/18	@ NY Rangers	3-5 L	2-3-0	45	1/16	CHICAGO	8-6 W	21-20-4
6	10/20	BOSTON	3-4 L	2-4-0	46	1/19	@ Vancouver	5-4 W	22-20-4
7	10/22	@ Minnesota	5-5 T	2-4-1	47	1/20	@ Edmonton	6-8 L	22-21-4
8	10/24	PHILADELPHIA	3-6 L	2-5-1	48	1/23	TORONTO	6-2 W	23-21-4
9	10/25	@ Chicago	4-4 T	2-5-2	49	1/26	EDMONTON	4-6 L	23-22-4
10	10/27	TORONTO	7-5 W	3-5-2	50	1/28	MINNESOTA	8-3 W	24-22-4
11	10/28	Buffalo	2-6 L	3-6-2	51	1/30	@ Los Angeles	4-7 L	24-23-4
12	10/31	LOS ANGELES	5-4 W	4-6-2	52	2/2	WINNIPEG	10-6 W	25-23-4
13	11/4	@ Quebec	2-6 L	4-7-2	53	2/3	@ Chicago	5-9 L	25-24-4
14	11/5	@ Montreal	3-4 L	4-8-2	54	2/6	HARTFORD	2-4 L	25-25-4
15	11/7	CALGARY	4-2 W	5-8-2	55	2/7	@ Detroit	5-8 L	25-26-4
16	11/10	@ Calgary	7-0 W	6-8-2	56	2/10	NY RANGERS	3-3 T	25-26-5
17	11/12	@ Los Angeles	2-5 L	6-9-2	57	2/13	VANCOUVER	2-3 L	25-27-5
18	11/14	@ Colorado	4-2 W	7-9-2	58	2/16	BUFFALO	1-2 L	25-28-5
19	11/17	EDMONTON	1-5 L	7-10-2	59	2/18	@ Montreal	3-5 L	25-29-5
20	11/18	@ Pittsburgh	1-6 L	7-11-2	60	2/20	@ Toronto	5-8 L	25-30-5
21	11/21	WINNIPEG	1-1 T	7-11-3	61	2/23	TORONTO	3-2 W	26-30-5
22	11/22	@ Winnipeg	4-5 L	7-12-3	62	2/25	@ Washington	1-9 L	26-31-5
23	11/24	MONTREAL	2-2 T	7-12-4	63	2/27	DETROIT	6-2 W	27-31-5
24	11/26	@ NY Islanders	2-9 L	7-13-4	64	2/28	@ Winnipeg	2-5 L	27-32-5
25	11/30	COLORADO	4-2 W	8-13-4	65	3/2	BOSTON	2-2 T	27-32-6
26	12/1	DETROIT	7-5 W	9-13-4	66	3/3	@ Washington	4-8 L	27-33-6
27	12/5	PITTSBURGH	3-1 W	10-13-4	67	3/6	DETROIT	5-1 W	28-33-6
28	12/6	@ Philadelphia	2-8 L	10-14-4	68	3/8	@ Minnesota	1-8 L	28-34-6
29	12/9	@ Hartford	1-5 L	10-15-4	69	3/9	NY ISLANDERS	4-6 L	28-35-6
30	12/10	@ Boston	3-2 W	11-15-4	70	3/13	MINNESOTA	2-3 L	28-36-6
31	12/12	@ Quebec	6-4 W	12-15-4	71	3/16	WINNIPEG	3-7 L	28-37-6
32	12/15	MINNESOTA	4-2 W	13-15-4	72	3/18	@ Detroit	7-4 W	29-37-6
33	12/19	VANCOUVER	5-0 W	14-15-4	73	3/20	@ NY Islanders	3-3 T	29-37-7
34	12/20	@ Winnipeg	4-5 L	14-16-4	74	3/21	@ NY Rangers	5-8 L	29-38-7
35	12/22	BUFFALO	3-2 W	15-16-4	75	3/25	@ Toronto	3-4 L	29-39-7
36	12/26	@ Minnesota	3-6 L	15-17-4	76	3/26	@ Winnipeg	4-4 T	29-39-8
37	12/27	@ Chicago	4-3 W	16-17-4	77	3/28	@ Chicago	8-3 W	30-39-8
38	12/29	HARTFORD	6-1 W	17-17-4	78	3/30	TORONTO	5-3 W	31-39-8
39	12/30	@ Toronto	6-4 W	18-17-4	79	4/3	CHICAGO	4-7 L	31-40-8
40	1/2	PHILADELPHIA	3-5 L	18-18-4	80	4/4	@ Detroit	3-2 W	32-40-8

PLAYER	GP	G	A	TP	S	PCTG	GW	GT	F	PP	SH	PLAYER	GP	G	A	TP	S	PCTG	GW	GT	F	PP	SH
Bernie Federko	74	30	62	92	177	16.9	6	2	5	11	0	Kari Eloranta	12	1	7	8	22	4.5	1	0	0	1	0
Blake Dunlop	77	25	53	78	129	19.4	1	0	2	10	1	Guy Lapointe	8	0	6	6	15	0.0	0	0	0	0	0
Brian Sutter	74	39	36	75	195	20.0	3	1	3	14	0	Bill Stewart	22	0	5	5	21	0.0	0	0	0	0	0
Jorgen Pettersson	77	38	31	69	227	16.7	2	0	5	8	0	Mark Reeds	9	1	3	4	8	12.5	0	0	0	0	0
Perry Turnbull	79	33	26	59	215	15.3	2	0	2	2	0	Perry Anderson	5	1	2	3	9	11.1	0	0	0	0	0
Joe Mullen	45	25	34	59	141	17.7	3	0	0	10	0	Alain Vigneault	14	1	2	3	9	11.1	0	0	0	0	0
Mike Zuke	76	13	40	53	159	8.2	2	0	4	1	0	Richie Hansen	2	0	2	2	4	0.0	0	0	0	0	0
Wayne Babych	51	19	25	44	142	13.4	3	2	5	4	0	Mike Liut	64	0	2	2	0	0.0	0	0	0	0	0
Tony Currie	48	18	22	40	103	17.5	2	1	2	4	0	Bob Crawford	3	0	1	1	9	0.0	0	0	0	0	0
Jack Brownschidle	80	5	33	38	149	3.4	1	1	0	3	0	Alain Lemieux	3	0	1	1	7	0.0	0	0	0	0	0
Mike Crombeen	71	19	8	27	99	19.2	1	0	3	0	1	Gary Edwards	10	0	1	1	0	0.0	0	0	0	0	0
Larry Patey	70	14	12	26	109	12.8	2	0	3	1	4	Gerry Hart	35	0	1	1	15	0.0	0	0	0	0	0
Rick LaPointe	71	2	20	22	91	2.2	0	0	0	0	0	Scott Campbell	3	0	0	0	4	0.0	0	0	0	0	0
Jim Nill	61	9	12	21	65	13.8	0	0	0	1	2	Neil Labatte	4	0	0	0	3	0.0	0	0	0	0	0
Rik Wilson	48	3	18	21	95	3.2	1	0	0	1	0	GOALTENDER	GP	MIN	GA	ENG	SO	AVG	W-L-T				
Blair Chapman	18	6	11	17	28	21.4	0	0	1	2	0		Paul Skidmore	2	120	6	0	0	3.00	1-1-0			
Ed Kea	78	2	14	16	89	2.2	0	0	0	0	0		Mike Liut	64	3691	250	3	2	4.06	28-28-7			
Joe Micheletti	20	3	11	14	30	10.0	0	1	0	2	0		Rick Heinz	9	433	35	2	0	4.85	2-5-0			
Jim Pavese	42	2	9	11	29	6.9	1	0	0	0	0		Gary Edwards	10	480	45	0	0	5.63	1-5-1			
Ralph Klassen	45	3	7	10	25	12.0	1	0	1	0	1	Glen Hanlon	2	76	8	0	0	6.32	0-1-0				
Bill Baker	35	3	5	8	44	6.8	0	0	0	1	0												

Team & Individual Results, Records & Stats

1980-1981 (45-18-17, 107 pts, 1st Smythe Division)

#	DATE	VERSUS	SCORE	RECORD	#	DATE	VERSUS	SCORE	RECORD
1	10/9	HARTFORD	8-6	W 1-0-0	41	1/8	@ Philadelphia	5-5	T 26-9-6
2	10/11	PHILADELPHIA	1-5	L 1-1-0	42	1/10	@ LOS ANGELES	6-6	T 26-9-7
3	10/14	@ NY Islanders	5-5	T 1-1-1	43	1/12	@ Hartford	5-2	W 27-9-7
4	10/15	@ NY Rangers	2-1	W 2-1-1	44	1/14	@ Pittsburgh	3-6	L 27-10-7
5	10/18	BOSTON	3-2	W 3-1-1	45	1/17	EDMONTON	7-6	W 28-10-7
6	10/21	MONTREAL	4-3	W 4-1-1	46	1/21	@ Hartford	6-6	T 28-10-8
7	10/22	@ Pittsburgh	3-9	L 4-2-1	47	1/22	@ Boston	3-7	L 28-11-8
8	10/24	@ Washington	3-2	W 5-2-1	48	1/24	CHICAGO	4-2	W 29-11-8
9	10/25	WASHINGTON	3-3	T 5-2-2	49	1/27	PITTSBURGH	7-1	W 30-11-8
10	10/28	NY RANGERS	5-4	W 6-2-2	50	1/31	PHILADELPHIA	2-3	L 30-12-8
11	10/29	@ Minnesota	2-2	T 6-2-3	51	2/1	@ Detroit	4-1	W 31-12-8
12	11/1	CALGARY	2-3	L 6-3-3	52	2/3	EDMONTON	3-3	T 31-12-9
13	11/2	@ Chicago	5-3	W 7-3-3	53	2/5	TORONTO	8-4	W 32-12-9
14	11/5	HARTFORD	6-1	W 8-3-3	54	2/7	VANCOUVER	9-2	W 33-12-9
15	11/8	@ Calgary	2-4	L 8-4-3	55	2/8	@ Buffalo	3-3	T 33-12-10
16	11/9	@ Edmonton	6-4	W 9-4-3	56	2/12	@ Montreal	3-3	T 33-12-11
17	11/11	@ Vancouver	8-2	W 10-4-3	57	2/14	@ NY Islanders	1-1	T 33-12-12
18	11/14	@ Colorado	1-5	L 10-5-3	58	2/15	@ NY Rangers	5-4	W 34-12-12
19	11/15	@ Los Angeles	5-3	W 11-5-3	59	2/17	@ Calgary	5-2	W 35-12-12
20	11/18	NY ISLANDERS	2-7	L 11-6-3	60	2/18	@ Edmonton	2-9	L 35-13-12
21	11/22	DETROIT	6-2	W 12-6-3	61	2/21	COLORADO	4-1	W 36-13-12
22	11/25	BUFFALO	5-3	W 13-6-3	62	2/24	MONTREAL	2-2	T 36-13-13
23	11/26	@ Toronto	6-4	W 14-6-3	63	2/25	@ Detroit	3-2	W 37-13-13
24	11/28	@ Winnipeg	1-1	T 14-6-4	64	2/28	WASHINGTON	7-4	W 38-13-13
25	11/29	CALGARY	9-3	W 15-6-4	65	3/1	@ Chicago	4-4	T 38-13-14
26	12/2	QUEBEC	5-2	W 16-6-4	66	3/3	BOSTON	4-2	W 39-13-14
27	12/6	WINNIPEG	5-2	W 17-6-4	67	3/7	NY RANGERS	7-2	W 40-13-14
28	12/9	MINNESOTA	4-1	W 18-6-4	68	3/8	@ Colorado	7-0	W 41-13-14
29	12/11	CHICAGO	2-5	L 18-7-4	69	3/11	@ Quebec	5-5	T 41-13-15
30	12/13	COLORADO	9-4	W 19-7-4	70	3/12	@ Montreal	3-4	L 41-14-15
31	12/14	@ Philadelphia	4-5	L 19-8-4	71	3/14	DETROIT	5-3	W 42-14-15
32	12/17	@ Quebec	1-4	L 19-9-4	72	3/18	@ Toronto	2-6	L 42-15-15
33	12/18	@ Boston	7-3	W 20-9-4	73	3/21	@ Washington	3-3	T 42-15-16
34	12/20	WINNIPEG	5-2	W 21-9-4	74	3/22	@ Buffalo	6-5	W 43-15-16
35	12/23	PITTSBURGH	6-3	W 22-9-4	75	3/24	NY ISLANDERS	3-5	L 43-16-16
36	12/27	@ Los Angeles	4-4	T 22-9-5	76	3/28	BUFFALO	7-4	W 44-16-16
37	12/28	@ Vancouver	3-2	W 23-9-5	77	3/31	@ Minnesota	3-6	L 44-17-16
38	12/30	TORONTO	5-3	W 24-9-5	78	4/2	LOS ANGELES	6-4	W 45-17-16
39	1/3	VANCOUVER	6-3	W 25-9-5	79	4/4	MINNESOTA	0-5	L 45-18-16
40	1/6	QUEBEC	6-3	W 26-9-5	80	4/5	@ Winnipeg	5-5	T 45-18-17

PLAYER	GP	G	A	TP	S	PCTG	GW	GT	F	PPSH	PLAYER	GP	G	A	TP	S	PCTG	GW	GT	F	PPSH		
Bernie Federko	78	31	73	104	170	18.2	4	1	4	9	2	Gerry Hart	63	4	11	15	44	9.1	0	0	1	0	0
Wayne Babych	78	54	42	96	96	17.6	7	5	8	14	0	Bryan Maxwell	40	3	10	13	35	8.6	0	0	0	0	0
Blake Dunlop	80	20	67	87	134	14.9	2	1	1	6	0	Hartland Monahan	25	4	2	6	32	12.5	0	0	2	0	2
Jorgen Pettersson	62	37	36	73	172	21.5	5	3	3	8	0	Ed Staniowski	19	0	2	2	0	0.0	0	0	0	0	0
Brian Sutter	78	35	34	69	203	17.2	4	0	6	17	0	Rick Heinz	4	0	1	1	0	0.0	0	0	0	0	0
Mike Zuke	74	24	44	68	145	16.6	1	1	8	10	1	Dick Lamby	1	0	0	0	2	0.0	0	0	0	0	0
Perry Turnbull	75	34	22	56	209	16.3	5	2	2	5	0	Paul MacLean	1	0	0	0	1	0.0	0	0	0	0	0
Tony Currie	61	23	32	55	112	20.5	4	1	2	2	0	Chuck Lefley	2	0	0	0	1	0.0	0	0	0	0	0
Blair Chapman	55	20	26	46	114	17.5	3	2	1	5	0	Bob Hess	4	0	0	0	3	0.0	0	0	0	0	0
Larry Patey	80	22	23	45	125	17.6	3	0	2	0	8	GOALTENDER	GP	MINS	GA	ENG	SO	AVG	W-L-T				
Rick LaPointe	80	8	25	33	84	9.5	3	0	2	0	0		Rick Heinz	4	220	8	0	0	2.18	2-1-1			
Joe Micheletti	63	4	27	31	102	3.9	1	0	0	3	0	Mike Liut	61	3570	199	2	1	3.34	33-14-13				
Jack Brownschidle	71	5	23	28	96	5.2	1	0	0	3	1	Ed Staniowski	19	1010	72	0	0	4.28	10-3-3				
Mike Crombeen	66	9	14	23	91	9.9	1	0	0	0	1												
Bill Stewart	60	2	21	23	62	3.2	0	0	0	0	0												
Ed Kea	74	3	18	21	59	5.1	0	0	1	0	0												
Ralph Klassen	66	6	12	18	65	9.2	0	1	1	0	1												
Craig Norwich	23	4	12	16	64	6.3	1	0	1	3	0												

1979-1980 (34-34-12, 80 pts, 2nd Smythe Division)

#	DATE	VERSUS	SCORE	RECORD	#	DATE	VERSUS	SCORE	RECORD
1	10/9	@ Vancouver	5-2 W	1-0-0	41	1/10	@ Boston	7-4 W	16-19-6
2	10/11	@ Colorado	3-3 T	1-0-1	42	1/12	QUEBEC	8-2 W	17-19-6
3	10/13	@ Los Angeles	3-5 L	1-1-1	43	1/13	@ Philadelphia	1-1 T	17-19-7
4	10/17	VANCOUVER	1-5 L	1-2-1	44	1/15	MINNESOTA	2-1 W	18-19-7
5	10/20	BUFFALO	3-2 W	2-2-1	45	1/16	@ Minnesota	3-7 L	18-20-7
6	10/23	BOSTON	5-5 T	2-2-2	46	1/19	@ Colorado	3-1 W	19-20-7
7	10/24	@ Minnesota	2-5 L	2-3-2	47	1/22	PHILADELPHIA	1-3 L	19-21-7
8	10/27	ATLANTA	0-3 L	2-4-2	48	1/26	COLORADO	4-4 T	19-21-8
9	10/28	@ Winnipeg	2-2 T	2-4-3	49	1/27	@ Winnipeg	6-6 T	19-21-9
10	10/30	EDMONTON	2-1 W	3-4-3	50	1/29	EDMONTON	3-2 W	20-21-9
11	11/1	@ Philadelphia	1-3 L	3-5-3	51	1/30	@ Pittsburgh	4-3 W	21-21-9
12	11/3	LOS ANGELES	4-1 W	4-5-3	52	2/2	DETROIT	0-3 L	21-22-9
13	11/7	TORONTO	4-7 L	4-6-3	53	2/3	@ Detroit	4-2 W	22-22-9
14	11/10	@ Montreal	5-3 W	5-6-3	54	2/6	@ Edmonton	6-3 W	23-22-9
15	11/11	@ Quebec	1-4 L	5-7-3	55	2/9	BUFFALO	3-2 W	24-22-9
16	11/13	MONTREAL	2-5 L	5-8-3	56	2/11	@ Buffalo	2-4 L	24-23-9
17	11/14	@ Toronto	2-7 L	5-9-3	57	2/14	@ Los Angeles	6-4 W	25-23-9
18	11/17	PHILADELPHIA	3-3 T	5-9-4	58	2/17	@ Edmonton	5-5 T	25-23-10
19	11/18	@ NY Rangers	3-5 L	5-10-4	59	2/19	@ Vancouver	3-1 W	26-23-10
20	11/20	NY ISLANDERS	6-3 W	6-10-4	60	2/23	NY ISLANDERS	2-3 L	26-24-10
21	11/21	@ Pittsburgh	2-5 L	6-11-4	61	2/26	TORONTO	5-2 W	27-24-10
22	11/24	COLORADO	4-3 W	7-11-4	62	2/29	@ Hartford	0-3 L	27-25-10
23	11/25	@ Chicago	3-6 L	7-12-4	63	3/1	HARTFORD	3-6 L	27-26-10
24	11/27	QUEBEC	4-2 W	8-12-4	64	3/3	PITTSBURGH	5-1 W	28-26-10
25	11/29	@ Montreal	2-3 L	8-13-4	65	3/5	@ Washington	5-7 L	28-27-10
26	12/1	NY RANGERS	0-2 L	8-14-4	66	3/8	DETROIT	2-2 T	28-27-11
27	12/4	WINNIPEG	2-4 L	8-15-4	67	3/9	@ Buffalo	4-9 L	28-28-11
28	12/6	@ Quebec	2-5 L	8-16-4	68	3/12	@ Toronto	3-2 W	29-28-11
29	12/8	WASHINGTON	5-1 W	9-16-4	69	3/15	@ NY Islanders	2-6 L	29-29-11
30	12/11	PITTSBURGH	3-3 T	9-16-5	70	3/16	@ NY Rangers	2-5 L	29-30-11
31	12/15	MINNESOTA	1-3 L	9-17-5	71	3/18	BOSTON	3-3 T	29-30-12
32	12/18	MONTREAL	5-3 W	10-17-5	72	3/20	@ Atlanta	4-8 L	29-31-12
33	12/21	@ Atlanta	5-1 W	11-17-5	73	3/22	WASHINGTON	6-2 W	30-31-12
34	12/22	ATLANTA	3-7 L	11-18-5	74	3/24	@ Hartford	7-5 W	31-31-12
35	12/26	CHICAGO	3-3 T	11-18-6	75	3/26	@ Washington	2-4 L	31-32-12
36	12/27	@ Detroit	3-2 W	12-18-6	76	3/27	@ Boston	1-7 L	31-33-12
37	12/29	HARTFORD	3-0 W	13-18-6	77	3/29	NY RANGERS	3-4 L	31-34-12
38	1/3	VANCOUVER	6-2 W	14-18-6	78	4/1	CHICAGO	5-2 W	32-34-12
39	1/5	@ NY Islanders	1-3 L	14-19-6	79	4/5	WINNIPEG	6-0 W	33-34-12
40	1/8	LOS ANGELES	6-3 W	15-19-6	80	4/6	@ Chicago	5-4 W	34-34-12

PLAYER	GP	G	A	TP	S	PCTG	GW	GT	F	PP	SH	PLAYER	GP	G	A	TP	S	PCTG	GW	GT	F	PP	SH
Bernie Federko	79	38	56	94	184	20.7	4	1	1	7	0	Neil Komadoski	49	0	12	12	22	0.0	0	0	0	0	0
Mike Zuke	69	22	42	64	172	12.8	1	1	5	6	1	Terry Harper	11	1	5	6	14	7.1	0	0	0	0	0
Wayne Babych	69	26	35	61	159	16.4	3	1	4	7	0	Floyd Thomson	11	2	3	5	13	15.4	0	0	0	0	0
Brian Sutter	71	23	35	58	173	13.3	1	1	5	6	0	Bobby Simpson	18	2	2	4	20	10.0	0	0	0	0	0
Blair Chapman	63	25	26	51	124	20.2	6	2	2	7	0	Rick Bowness	10	1	2	3	4	25.0	0	0	0	0	0
Blake Dunlop	72	18	27	45	101	17.8	2	1	3	8	0	Don Laurence	20	1	2	3	35	2.9	1	0	0	0	0
Jack Brownschidle	77	12	32	44	130	9.2	2	1	2	3	0	Len Frig	7	0	2	2	12	0.0	0	0	0	0	0
Perry Turnbull	80	16	19	35	139	11.5	1	0	4	3	0	Bob Crawford	8	1	0	1	12	8.3	0	0	1	0	0
Larry Patey	78	17	17	34	144	11.8	3	0	2	0	3	Bob Stewart	10	0	1	1	7	0.0	0	0	0	0	0
Tony Currie	40	19	14	33	70	27.1	3	1	3	2	0	Dick Lamby	12	0	1	1	12	0.0	0	0	0	0	0
Ralph Klassen	80	9	16	25	100	9.0	3	1	0	0	0	Larry Giroux	3	0	0	0	6	0.0	0	0	0	0	0
Rick LaPointe	80	6	19	25	113	5.3	1	1	1	0	0	GOALTENDER	GP	MINS	GA	ENG	SO	AVG	W-L-T				
Mike Crombeen	71	10	12	22	98	10.2	2	0	2	1	0	Doug Grant	1	31	1	0	0	1.94	0-0-0				
Ed Kea	69	3	16	19	73	4.1	1	1	0	0	0	Mike Liut	64	3661	194	1	2	3.18	32-23-9				
Joe Micheletti	54	2	16	18	68	2.9	0	0	0	2	0	Ed Staniowski	22	1108	80	2	0	4.33	2-11-3				
Hartland Monahan	72	5	12	17	93	5.4	0	0	1	1	1												
Chuck Lefley	28	6	6	12	37	16.2	0	0	1	0	0												
Bryan Maxwell	57	1	11	12	34	2.9	0	0	0	0	0												

Team & Individual Results, Records & Stats

1978-1979 (18-50-12, 48 pts, 3rd Smythe Division)

#	DATE	VERSUS	SCORE	RECORD	#	DATE	VERSUS	SCORE	RECORD
1	10/11	@ Detroit	5-4	W 1-0-0	41	1/3	MINNESOTA	3-3	T 8-27-6
2	10/13	@ Vancouver	4-8	L 1-1-0	42	1/6	COLORADO	1-4	L 8-28-6
3	10/14	@ Los Angeles	2-6	L 1-2-0	43	1/9	NY RANGERS	3-5	L 8-29-6
4	10/17	VANCOUVER	8-6	W 2-2-0	44	1/11	VANCOUVER	3-4	L 8-30-6
5	10/20	@ Colorado	5-5	T 2-2-1	45	1/13	VANCOUVER	3-3	T 8-30-7
6	10/21	COLORADO	3-4	L 2-3-1	46	1/16	BOSTON	5-2	W 9-30-7
7	10/24	BOSTON	2-7	L 2-4-1	47	1/18	@ Boston	0-4	L 9-31-7
8	10/25	@ Pittsburgh	6-6	T 2-4-2	48	1/20	NY RANGERS	3-2	W 10-31-7
9	10/28	BUFFALO	7-7	T 2-4-3	49	1/23	MONTREAL	3-6	L 10-32-7
10	10/31	ATLANTA	2-5	L 2-5-3	50	1/26	@ Vancouver	1-4	L 10-33-7
11	11/1	@ Minnesota	1-9	L 2-6-3	51	1/28	@ Chicago	7-2	W 11-33-7
12	11/4	CHICAGO	5-5	T 2-6-4	52	1/30	LOS ANGELES	7-1	W 12-33-7
13	11/5	@ Chicago	1-3	L 2-7-4	53	1/31	@ Toronto	1-5	L 12-34-7
14	11/7	TORONTO	0-5	L 2-8-4	54	2/3	COLORADO	6-3	W 13-34-7
15	11/11	COLORADO	5-3	W 3-8-4	55	2/4	@ Buffalo	1-3	L 13-35-7
16	11/14	LOS ANGELES	2-4	L 3-9-4	56	2/13	VANCOUVER	3-3	T 13-35-8
17	11/16	@ Buffalo	2-6	L 3-10-4	57	2/17	CHICAGO	1-5	L 13-36-8
18	11/18	@ Toronto	1-3	L 3-11-4	58	2/18	ATLANTA	4-6	L 13-37-8
19	11/19	@ Boston	2-5	L 3-12-4	59	2/21	@ NY Rangers	3-7	L 13-38-8
20	11/21	WASHINGTON	3-4	L 3-13-4	60	2/22	@ NY Islanders	1-6	L 13-39-8
21	11/22	@ Washington	3-1	W 4-13-4	61	2/24	@ Montreal	4-6	L 13-40-8
22	11/24	@ Atlanta	1-4	L 4-14-4	62	2/27	NY RANGERS	4-1	W 14-40-8
23	11/25	DETROIT	4-0	W 5-14-4	63	2/28	@ Detroit	6-5	W 15-40-8
24	11/28	VANCOUVER	3-6	L 5-15-4	64	3/3	PITTSBURGH	8-4	W 16-40-8
25	11/30	@ Philadelphia	0-3	L 5-16-4	65	3/7	NY ISLANDERS	5-5	T 16-40-9
26	12/2	WASHINGTON	5-2	W 6-16-4	66	3/10	@ Washington	5-7	L 16-41-9
27	12/6	@ NY Rangers	4-7	L 6-17-4	67	3/11	MINNESOTA	8-2	W 17-41-9
28	12/7	@ NY Islanders	1-7	L 6-18-4	68	3/13	@ Colorado	5-5	T 17-41-10
29	12/9	CHICAGO	2-4	L 6-19-4	69	3/17	DETROIT	1-3	L 17-42-10
30	12/12	MONTREAL	0-6	L 6-20-4	70	3/18	@ Philadelphia	3-5	L 17-43-10
31	12/13	@ Pittsburgh	0-3	L 6-21-4	71	3/21	@ Montreal	1-1	T 17-43-11
32	12/16	NY ISLANDERS	2-2	T 6-21-5	72	3/22	@ Los Angeles	3-3	T 17-43-12
33	12/17	@ Philadelphia	1-4	L 6-22-5	73	3/25	@ Atlanta	2-8	L 17-44-12
34	12/19	ATLANTA	7-4	W 7-22-5	74	3/26	BUFFALO	2-4	L 17-45-12
35	12/21	@ NY Islanders	1-5	L 7-23-5	75	3/29	@ Montreal	2-5	L 17-46-12
36	12/23	TORONTO	1-6	L 7-24-5	76	3/31	PHILADELPHIA	2-4	L 17-47-12
37	12/26	MINNESOTA	4-6	L 7-25-5	77	4/1	@ Colorado	5-9	L 17-48-12
38	12/27	@ Chicago	3-4	L 7-26-5	78	4/3	PITTSBURGH	2-3	L 17-49-12
39	12/30	PHILADELPHIA	6-3	W 8-26-5	79	4/7	CHICAGO	4-1	W 18-49-12
40	1/2	@ Colorado	2-4	L 8-27-5	80	4/8	@ Chicago	2-3	L 18-50-12

PLAYER	GP	G	A	TP	S	PCTG	GW	GT	F	PP	SH	PLAYER	GP	G	A	TP	S	PCTG	GW	GT	F	PP	SH
Bernie Federko	74	31	64	95	156	19.9	1	3	7	7	0	Jamie Masters	10	0	6	6	10	0.0	0	0	0	0	0
Brian Sutter	77	41	39	80	177	23.2	3	1	3	12	0	Doug Palazzari	20	2	3	5	16	12.5	0	0	0	0	0
Wayne Babych	67	27	36	63	196	13.8	0	0	3	11	0	Rick Bowness	24	1	3	4	18	5.6	0	0	0	0	0
Garry Unger	80	30	26	56	182	16.5	3	2	3	3	0	Bruce Affleck	26	1	3	4	34	2.9	0	0	0	0	0
Larry Patey	78	15	19	34	124	12.1	2	2	4	0	2	Dick Lamby	9	0	4	4	11	0.0	0	0	0	0	0
Inge Hammarstrom	65	12	22	34	129	9.3	1	0	3	0	0	Rick Shiels	11	0	4	4	7	0.0	0	0	0	0	0
Jack Brownschidle	64	10	24	34	101	9.9	1	1	2	1	0	Neil Komadoski	42	1	2	3	28	3.6	0	0	0	0	0
Curt Bennett	74	14	19	33	141	9.9	1	1	2	1	0	Steve Durbano	13	1	1	2	18	5.6	0	0	1	0	0
Barry Gibbs	76	2	27	29	86	2.3	0	0	0	0	0	Ken Richardson	16	1	1	2	6	16.7	0	0	0	0	0
Larry Giroux	73	5	22	27	107	4.7	1	0	0	0	0	Neil Labatte	22	0	2	2	15	0.0	0	0	0	0	0
Bob Murdoch	54	13	13	26	92	14.1	3	0	2	1	0	Bill Fairbairn	5	1	0	1	8	12.5	0	0	0	0	0
Mike Zuke	34	9	17	26	80	11.3	0	1	1	3	0	Rod Seiling	3	0	1	1	3	0.0	0	0	0	0	0
Tony Currie	36	4	15	19	57	7.0	2	0	1	1	0	Ed Staniowski	38	0	1	1	0	0.0	0	0	0	0	0
Mike Walton	22	7	11	18	41	17.1	0	0	0	3	0	Gord McTavish	1	0	0	0	1	0.0	0	0	0	0	0
Bob Stewart	78	5	13	18	57	8.8	0	0	0	1	0												
John Smrke	55	6	8	14	72	8.3	0	0	2	0	1	GOALTENDER	GP	MINs	GA	ENG	SO	AVG					
Harvey Bennett	52	3	9	12	44	6.8	0	0	2	0	0	Ed Staniowski	39	2291	146	4	0	3.82	9-25-3				
Mike Crombeen	37	3	8	11	51	5.9	0	0	0	0	0	Phil Myre	39	2259	163	2	1	4.33	9-22-8				
Bob Hess	27	3	4	7	42	7.1	0	1	0	0	0	Doug Grant	4	190	23	1	0	7.26	0-2-1				
Brian Ogilvie	14	1	5	6	21	4.8	0	0	0	0	0	Terry Richardson	1	60	9	0	0	9.00	0-1-0				

1977-1978 (20-47-13, 53 pts, 4th Smythe Division)

#	DATE	VERSUS	SCORE	RECORD	#	DATE	VERSUS	SCORE	RECORD
1	10/12	@ Pittsburgh	2-4	L 0-1-0	41	1/13	@ Colorado	2-1	W 10-26-5
2	10/15	@ Atlanta	1-3	L 0-2-0	42	1/14	MINNESOTA	5-2	W 11-26-5
3	10/16	@ Philadelphia	0-7	L 0-3-0	43	1/17	TORONTO	2-2	T 11-26-6
4	10/19	BOSTON	3-7	L 0-4-0	44	1/19	NY ISLANDERS	0-3	L 11-27-6
5	10/22	CLEVELAND	2-3	L 0-5-0	45	1/21	BUFFALO	1-3	L 11-28-6
6	10/23	@ Chicago	0-2	L 0-6-0	46	1/22	@ Chicago	1-3	L 11-29-6
7	10/25	ATLANTA	2-2	T 0-6-1	47	1/26	@ Los Angeles	1-5	L 11-30-6
8	10/26	@ NY Rangers	2-6	L 0-7-1	48	1/28	@ Vancouver	3-8	L 11-31-6
9	10/29	PHILADELPHIA	3-7	L 0-8-1	49	2/1	BOSTON	3-5	L 11-32-6
10	11/1	LOS ANGELES	7-2	W 1-8-1	50	2/4	NY RANGERS	2-2	T 11-32-7
11	11/2	@ Cleveland	4-4	T 1-8-2	51	2/6	@ Philadelphia	0-2	L 11-33-7
12	11/5	BUFFALO	1-3	L 1-9-2	52	2/8	@ Toronto	4-5	L 11-34-7
13	11/6	@ Buffalo	4-7	L 1-10-2	53	2/11	@ Montreal	3-7	L 11-35-7
14	11/9	VANCOUVER	8-6	W 2-10-2	54	2/15	MONTREAL	2-6	L 11-36-7
15	11/11	@ Colorado	2-1	W 3-10-2	55	2/18	VANCOUVER	4-3	W 12-36-7
16	11/12	COLORADO	3-1	W 4-10-2	56	2/19	@ Buffalo	2-6	L 12-37-7
17	11/15	WASHINGTON	2-2	T 4-10-3	57	2/21	PITTSBURGH	4-5	L 12-38-7
18	11/16	@ Detroit	1-10	L 4-11-3	58	2/22	@ Pittsburgh	2-2	T 12-38-8
19	11/19	DETROIT	1-2	L 4-12-3	59	2/25	COLORADO	5-5	T 12-38-9
20	11/23	TORONTO	2-3	L 4-13-3	60	2/26	@ Detroit	3-1	W 13-38-9
21	11/26	@ Cleveland	2-1	W 5-13-3	61	2/28	MINNESOTA	7-1	W 14-38-9
22	11/27	@ Boston	1-4	L 5-14-3	62	3/1	@ Minnesota	3-2	W 15-38-9
23	11/30	NY RANGERS	0-4	L 5-15-3	63	3/4	WASHINGTON	3-3	T 15-38-10
24	12/3	NY ISLANDERS	2-7	L 5-16-3	64	3/5	@ Philadelphia	1-7	L 15-39-10
25	12/6	LOS ANGELES	1-6	L 5-17-3	65	3/7	@ Boston	2-7	L 15-40-10
26	12/8	@ Montreal	1-8	L 5-18-3	66	3/9	NY ISLANDERS	3-6	L 15-41-10
27	12/10	COLORADO	6-4	W 6-18-3	67	3/11	MINNESOTA	1-1	T 15-41-11
28	12/11	@ Washington	1-2	L 6-19-3	68	3/14	@ NY Islanders	3-3	T 15-41-12
29	12/14	PITTSBURGH	3-2	W 7-19-3	69	3/15	ATLANTA	2-6	L 15-42-12
30	12/17	DETROIT	2-3	L 7-20-3	70	3/18	CHICAGO	5-4	W 16-42-12
31	12/19	@ Toronto	4-4	T 7-20-4	71	3/19	@ Washington	3-2	W 17-42-12
32	12/21	CHICAGO	2-6	L 7-21-4	72	3/22	NY RANGERS	1-6	L 17-43-12
33	12/22	@ NY Islanders	3-6	L 7-22-4	73	3/23	@ Atlanta	3-5	L 17-44-12
34	12/27	@ Minnesota	0-1	L 7-23-4	74	3/25	@ Chicago	2-2	T 17-44-13
35	12/29	@ Atlanta	4-5	L 7-24-4	75	3/27	@ NY Rangers	2-5	L 17-45-13
36	12/31	PHILADELPHIA	3-2	W 8-24-4	76	3/29	VANCOUVER	3-1	W 18-45-13
37	1/3	MONTREAL	0-2	L 8-25-4	77	4/1	CLEVELAND	3-1	W 19-45-13
38	1/7	CHICAGO	0-0	T 8-25-5	78	4/4	@ Vancouver	2-3	L 19-46-13
39	1/8	@ Minnesota	3-1	W 9-25-5	79	4/5	@ Los Angeles	3-2	W 20-46-13
40	1/11	@ Vancouver	4-6	L 9-26-5	80	4/8	@ Colorado	2-5	L 20-47-13

PLAYER	GP	G	A	TP	S	PCTG	GW	GT	F	PP	SH	PLAYER	GP	G	A	TP	S	PCTG	GW	GT	F	PP	SH
Garry Unger	80	32	20	52	238	13.4	5	3	6	10	0	Rick Bourbonnais	31	3	7	10	56	5.4	0	0	0	1	0
Bernie Federko	72	17	24	41	128	13.3	1	2	5	4	0	Neil Komadoski	33	2	8	10	26	7.7	0	1	0	0	0
Inge Hammarstrom	70	19	19	38	165	11.5	2	1	6	3	0	Tony Currie	22	4	5	9	35	11.4	0	1	1	1	0
Red Berenson	80	13	25	38	140	9.3	2	0	0	0	1	Ken Richardson	12	2	5	7	14	14.3	0	0	0	0	0
Larry Patey	80	17	17	34	129	13.2	3	1	1	3	0	John Smrke	18	2	4	6	20	10.0	0	0	0	0	0
Bill Fairbairn	60	14	16	30	82	17.1	1	0	3	2	1	Len Frig	30	1	3	4	32	3.1	1	0	0	0	0
Curt Bennett	50	7	17	24	92	7.6	1	1	1	1	0	Floyd Thomson	6	1	1	2	4	25.0	0	0	1	0	0
Brian Sutter	78	9	13	22	98	9.2	1	1	0	4	0	Jerry Butler	9	0	2	2	15	0.0	0	0	0	0	0
Claude Larose	69	8	13	21	116	6.9	0	0	2	2	0	Phil Myre	44	0	2	2	0	0.0	0	0	0	0	0
Bob MacMillan	28	7	12	19	77	9.1	0	1	1	3	0	Doug Palazzari	3	1	0	1	3	33.3	0	0	0	0	0
Barry Gibbs	51	6	12	18	103	5.8	0	0	1	4	0	Bob Plager	18	0	0	0	15	0.0	0	0	0	0	0
Bruce Affleck	75	4	14	18	95	4.2	1	0	1	0	0												
Jack Brownshidle	40	2	15	17	62	3.2	0	0	1	1	0												
Dick Redmond	28	4	11	15	93	4.3	0	0	0	2	0												
Brian Ogilvie	32	6	8	14	63	9.5	0	0	2	3	0												
Jim Roberts	75	4	10	14	70	5.7	1	0	1	0	0												
Bob Hess	55	2	12	14	101	2.0	0	0	1	0	0												
Rod Seiling	78	1	11	12	98	1.0	0	0	1	0	0												
Gary Holt	49	7	4	11	57	12.3	1	0	1	0	0												
												GOALTENDER	GP	MIN	GA	ENG	SO	AVG					W-L-T
												Doug Grant	9	500	24	1	0	2.88					3-3-2
												Phil Myre	44	2620	159	2	1	3.64					11-25-8
												Ed Staniowski	17	886	57	1	0	3.86					1-10-2
												Ed Johnston	12	650	45	0	0	4.15					5-6-1
												Yves Belanger	3	144	15	0	0	6.25					0-3-0

GOALTENDER	GP	MIN	GA	ENG	SO	AVG	W-L-T
Doug Grant	9	500	24	1	0	2.88	3-3-2
Phil Myre	44	2620	159	2	1	3.64	11-25-8
Ed Staniowski	17	886	57	1	0	3.86	1-10-2
Ed Johnston	12	650	45	0	0	4.15	5-6-1
Yves Belanger	3	144	15	0	0	6.25	0-3-0

Team & Individual Results, Records & Stats

1976-1977 (32-39-9, 73 pts, 4th Smythe Division)

#	DATE	VERSUS	SCORE	RECORD	#	DATE	VERSUS	SCORE	RECORD
1	10/7	CHICAGO	4-6	L 0-1-0	41	1/6	@ Philadelphia	1-7	L 17-19-5
2	10/9	NY RANGERS	2-1	W 1-1-0	42	1/8	VANCOUVER	2-5	L 17-20-5
3	10/13	@ Colorado	3-2	W 2-1-0	43	1/12	MONTREAL	7-2	W 18-20-5
4	10/16	@ Vancouver	6-3	W 3-1-0	44	1/14	@ Atlanta	2-3	L 18-21-5
5	10/17	@ Los Angeles	2-6	L 3-2-0	45	1/15	DETROIT	4-0	W 19-21-5
6	10/19	BOSTON	6-5	W 4-2-0	46	1/19	@ Chicago	5-3	W 20-21-5
7	10/21	@ Cleveland	2-6	L 4-3-0	47	1/22	COLORADO	2-1	W 21-21-5
8	10/23	DETROIT	4-2	W 5-3-0	48	1/23	@ Washington	3-6	L 21-22-5
9	10/24	@ Chicago	2-7	L 5-4-0	49	1/27	PHILADELPHIA	0-2	L 21-23-5
10	10/26	VANCOUVER	5-2	W 6-4-0	50	1/29	WASHINGTON	2-5	L 21-24-5
11	10/28	@ NY Islanders	2-5	L 6-5-0	51	1/30	@ NY Rangers	2-5	L 21-25-5
12	10/30	COLORADO	3-1	W 7-5-0	52	2/1	BOSTON	3-3	T 21-25-6
13	11/3	@ Toronto	6-2	W 8-5-0	53	2/3	@ Boston	4-5	L 21-26-6
14	11/6	TORONTO	3-2	W 9-5-0	54	2/5	BUFFALO	6-5	W 22-26-6
15	11/9	MONTREAL	1-8	L 9-6-0	55	2/8	PITTSBURGH	6-3	W 23-26-6
16	11/10	@ Buffalo	0-5	L 9-7-0	56	2/12	ATLANTA	3-1	W 24-26-6
17	11/13	ATLANTA	3-5	L 9-8-0	57	2/14	@ Philadelphia	4-6	L 24-27-6
18	11/15	@ Montreal	2-4	L 9-9-0	58	2/15	CHICAGO	5-1	W 25-27-6
19	11/17	@ Detroit	5-5	T 9-9-1	59	2/19	WASHINGTON	4-1	W 26-27-6
20	11/20	NY RANGERS	3-1	W 10-9-1	60	2/21	@ Vancouver	4-0	W 27-27-6
21	11/24	@ Minnesota	4-2	W 11-9-1	61	2/22	@ Los Angeles	0-4	L 27-28-6
22	11/26	@ Atlanta	2-5	L 11-10-1	62	2/26	PHILADELPHIA	1-5	L 27-29-6
23	11/27	BUFFALO	3-2	W 12-10-1	63	2/28	CLEVELAND	2-5	L 27-30-6
24	11/30	COLORADO	3-5	L 12-11-1	64	3/2	@ Colorado	2-2	T 27-30-7
25	12/3	@ Cleveland	2-2	T 12-11-2	65	3/5	NY ISLANDERS	2-1	W 28-30-7
26	12/4	ATLANTA	0-1	L 12-12-2	66	3/6	@ Minnesota	2-3	L 28-31-7
27	12/7	@ NY Islanders	2-4	L 12-13-2	67	3/8	PITTSBURGH	1-2	L 28-32-7
28	12/8	@ NY Rangers	4-4	T 12-13-3	68	3/10	@ Detroit	4-2	W 29-32-7
29	12/11	MINNESOTA	1-1	T 12-13-4	69	3/12	MINNESOTA	3-3	T 29-32-8
30	12/12	@ Pittsburgh	3-5	L 12-14-4	70	3/15	TORONTO	1-4	L 29-33-8
31	12/15	@ Toronto	1-4	L 12-15-4	71	3/16	@ Pittsburgh	3-7	L 29-34-8
32	12/16	@ Boston	2-5	L 12-16-4	72	3/19	VANCOUVER	4-4	T 29-34-9
33	12/18	PHILADELPHIA	0-2	L 12-17-4	73	3/20	@ NY Rangers	3-5	L 29-35-9
34	12/19	@ Chicago	6-4	W 13-17-4	74	3/22	LOS ANGELES	4-2	W 30-35-9
35	12/22	@ Colorado	2-1	W 14-17-4	75	3/23	@ Montreal	1-6	L 30-36-9
36	12/23	@ Vancouver	4-2	W 15-17-4	76	3/26	@ NY Islanders	2-5	L 30-37-9
37	12/28	NY ISLANDERS	4-4	T 15-17-5	77	3/28	@ Minnesota	4-5	L 30-38-9
38	1/1	MINNESOTA	3-1	W 16-17-5	78	3/30	CHICAGO	4-1	W 31-38-9
39	1/2	@ Washington	1-2	L 16-18-5	79	4/2	CLEVELAND	9-2	W 32-38-9
40	1/4	LOS ANGELES	4-3	W 17-18-5	80	4/3	@ Buffalo	3-7	L 32-39-9

PLAYER	GP	G	A	TP	S	PCTG	GW	GT	F	PPSH	PLAYER	GP	G	A	TP	S	PCTG	GW	GT	F	PPSH	
Bob MacMillan	80	19	39	58	168	11.3	1	1	4	10	0	Bob Plager	54	1	9	10	64	1.6	0	0	0	0
Garry Unger	80	30	27	57	235	12.8	5	1	6	7	0	Jamie Master	16	1	7	8	22	4.5	0	0	0	1
Larry Patey	80	32	39	50	134	15.7	2	2	2	1	2	Gilles Marotte	47	3	4	7	59	5.1	1	0	0	0
Red Berenson	80	21	28	49	178	11.8	3	0	4	4	0	Dave Hrechosy	15	1	2	3	9	11.1	0	0	0	0
Claude Larose	80	29	19	48	212	13.7	2	1	7	1	1	Joe Zanussi	11	0	3	3	11	0.0	0	0	0	0
Chuck Lefley	71	11	30	41	156	7.1	1	0	0	3	0	Doug Palazzari	12	1	0	1	11	9.1	0	0	1	0
Pierre Plante	76	18	20	32	124	14.5	3	2	5	4	0	Barclay Plager	2	0	1	1	2	0.0	0	0	0	0
Jerry Butler	80	12	20	32	152	7.9	0	0	1	0	0	Yves Belanger	3	0	1	1	0	0.0	0	0	0	0
Rod Seiling	79	3	26	29	142	2.1	1	1	0	2	0	Rick Smith	18	0	1	1	11	0.0	0	0	0	0
Ted Irvine	69	14	14	28	122	11.5	2	0	2	1	0	Brian Ogilvie	3	0	0	0	0	0.0	0	0	0	0
Bruce Affleck	80	5	20	25	133	3.8	0	0	0	1	0											
Bob Gassoff	77	6	18	24	110	5.5	3	0	1	0	0											
Bernie Federko	31	14	9	23	67	20.9	3	0	3	6	0											
Bob Hess	53	4	18	22	88	4.5	0	0	0	1	0											
Derek Sanderson	32	8	13	21	53	15.1	2	1	1	3	0											
Floyd Thomsom	58	7	8	15	46	15.2	2	0	0	0	1											
Rick Bourbonnais	33	6	8	14	44	13.6	1	0	1	2	0											
Brian Sutter	35	4	10	14	49	8.2	0	0	0	0	0											

1975-1976 (29-37-14, 72 pts, 3rd Smythe Division)

#	DATE	VERSUS	SCORE	RECORD	#	DATE	VERSUS	SCORE	RECORD
1	10/8	@ Detroit	1-1	T 0-0-1	41	1/13	BUFFALO	7-3	W 15-21-5
2	10/11	@ Montreal	2-7	L 0-1-1	42	1/15	@ Atlanta	5-3	W 16-21-5
3	10/14	KANSAS CITY	5-1	W 1-1-1	43	1/17	BOSTON	7-5	W 17-21-5
4	10/16	@ Philadelphia	2-3	L 1-2-1	44	1/21	@ Kansas City	4-2	W 18-21-5
5	10/18	BUFFALO	3-5	L 1-3-1	45	1/24	CHICAGO	1-2	L 18-22-5
6	10/21	LOS ANGELES	6-1	W 2-3-1	46	1/25	@ Buffalo	2-4	L 18-23-5
7	10/22	@ Atlanta	1-1	T 2-3-2	47	1/27	DETROIT	2-3	L 18-24-5
8	10/25	ATLANTA	7-3	W 3-3-2	48	1/29	NY RANGERS	3-6	L 18-25-5
9	10/29	@ NY Rangers	1-3	L 3-4-2	49	1/31	NY ISLANDERS	2-2	T 18-25-6
10	10/30	@ Boston	2-3	L 3-5-2	50	2/3	CALIFORNIA	4-4	T 18-25-7
11	11/1	VANCOUVER	3-3	T 3-5-3	51	2/4	@ Kansas City	3-3	T 18-25-8
12	11/5	@ Minnesota	4-1	W 4-5-3	52	2/6	VANCOUVER	5-3	W 19-25-8
13	11/6	PITTSBURGH	3-5	L 4-6-3	53	2/7	@ Philadelphia	2-8	L 19-26-8
14	11/8	TORONTO	3-3	T 4-6-4	54	2/10	@ Montreal	1-6	L 19-27-8
15	11/9	@ Washington	5-3	W 5-6-4	55	2/13	@ Washington	2-0	W 20-27-8
16	11/11	NY RANGERS	5-3	W 6-6-4	56	2/14	ATLANTA	5-3	W 21-27-8
17	11/15	WASHINGTON	9-2	W 7-6-4	57	2/16	CALIFORNIA	4-2	W 22-27-8
18	11/18	MINNESOTA	1-5	L 7-7-4	58	2/18	@ Los Angeles	2-2	T 22-27-9
19	11/22	DETROIT	5-1	W 8-7-4	59	2/21	VANCOUVER	4-5	L 22-28-9
20	11/26	KANSAS CITY	3-3	T 8-7-5	60	2/24	MONTREAL	2-6	L 22-29-9
21	11/27	@ Kansas City	2-3	L 8-8-5	61	2/26	@ Boston	2-4	L 22-30-9
22	11/29	@ NY Islanders	2-8	L 8-9-5	62	2/28	PHILADELPHIA	2-2	T 22-30-10
23	11/30	@ NY Rangers	2-5	L 8-10-5	63	2/29	@ Pittsburgh	5-3	W 23-30-10
24	12/2	NY ISLANDERS	1-4	L 8-11-5	64	3/3	TORONTO	1-4	L 23-31-10
25	12/4	MONTREAL	1-4	L 8-12-5	65	3/6	CHICAGO	7-4	W 24-31-10
26	12/6	PHILADELPHIA	7-2	W 9-12-5	66	3/7	@ Buffalo	4-4	T 24-31-11
27	12/9	@ Vancouver	3-5	L 9-13-5	67	3/9	@ NY Islanders	0-4	L 24-32-11
28	12/10	@ Los Angeles	0-5	L 9-14-5	68	3/10	@ Toronto	2-2	T 24-32-12
29	12/12	@ California	2-5	L 9-15-5	69	3/13	KANSAS CITY	5-3	W 25-32-12
30	12/14	@ Chicago	4-3	W 10-15-5	70	3/14	@ Pittsburgh	1-7	L 25-33-12
31	12/17	@ Toronto	2-6	L 10-16-5	71	3/16	BOSTON	3-3	T 25-33-13
32	12/20	NY ISLANDERS	1-7	L 10-17-5	72	3/18	@ Detroit	3-6	L 25-34-13
33	12/21	@ Philadelphia	3-8	L 10-18-5	73	3/21	@ Vancouver	5-2	W 26-34-13
34	12/23	@ Chicago	1-4	L 10-19-5	74	3/22	@ California	1-7	L 26-35-13
35	12/27	VANCOUVER	4-2	W 11-19-5	75	3/25	PITTSBURGH	5-2	W 27-35-13
36	1/2	@ Atlanta	1-7	L 11-20-5	76	3/27	MINNESOTA	6-3	W 28-35-13
37	1/3	MINNESOTA	3-2	W 12-20-5	77	3/30	@ Minnesota	5-3	W 29-35-13
38	1/6	NY RANGERS	5-2	W 13-20-5	78	3/31	LOS ANGELES	1-2	L 29-36-13
39	1/8	WASHINGTON	4-2	W 14-20-5	79	4/3	CHICAGO	3-3	T 29-36-14
40	1/10	@ Minnesota	0-2	L 14-21-5	80	4/4	@ Chicago	2-7	L 29-37-14

PLAYER	GP	G	A	TP	S	PCTG	GW	GT	F	PP	SH	PLAYER	GP	G	A	TP	S	PCTG	GW	GT	F	PP	SH
Chuck Lefley	75	43	42	85	207	20.8	9	3	6	4	8	Rick Wilson	65	1	6	7	44	2.3	0	0	0	1	0
Garry Unger	80	39	44	83	357	10.9	3	5	8	13	0	Dave Hrechkosy	13	3	3	6	20	15.0	0	1	0	1	0
Derek Sanderson	65	24	43	67	171	14.0	1	0	5	6	6	Bert Wilson	45	2	3	5	25	8.0	1	1	0	0	0
Bob MacMillan	80	20	32	52	151	13.2	2	1	3	2	1	Brian Ogilvie	9	2	1	3	14	14.3	0	0	0	0	0
Red Berenson	72	20	27	47	171	11.7	1	4	4	9	2	Yves Belanger	31	0	2	2	0	0.0	0	0	0	0	0
Jerry Butler	66	17	24	41	154	11.0	3	1	4	1	0	Bruce Cowick	5	0	0	0	3	0.0	0	0	0	0	0
Claude Larose	67	13	25	38	169	7.7	0	1	2	3	0	Jamie Masters	7	0	0	0	1	0.0	0	0	0	0	0
Pierre Plante	74	14	19	33	125	11.2	2	0	0	5	0	Rick Bourbonnais	7	0	0	0	5	0.0	0	0	0	0	0
Bob Hess	78	9	23	32	117	7.7	2	0	2	2	2	Mitch Babin	8	0	0	0	2	0.0	0	0	0	0	0
Bruce Affleck	80	4	26	30	100	4.0	1	0	0	3	0												
Ted Irvine	69	10	13	23	105	9.5	2	1	0	2	0	GOALTENDER	GP	MIN	GA	ENG	SO	AVG	W-L-T				
Floyd Thomson	58	8	10	18	71	11.3	1	0	1	0	0	Gilles Gratton	6	265	11	0	0	2.49	2-0-2				
Wayne Merrick	19	7	8	15	56	12.5	0	0	0	1	0	Ed Staniowski	11	620	33	0	0	3.19	5-3-2				
Larry Patey	53	8	6	14	80	10.0	0	0	4	2	1	Ed Johnston	38	2152	130	1	1	3.62	11-17-9				
Bob Gassoff	80	1	12	13	100	1.0	0	0	0	0	0	Yves Belanger	31	1763	113	2	0	3.85	11-17-1				
Bob Plager	63	3	8	11	43	7.0	1	0	0	0	1												
Rick Smith	65	1	7	8	32	3.1	0	0	0	0	0												
Barclay Plager	64	0	8	8	32	0.0	0	0	0	0	0												

Team & Individual Records, Records & Stats

1974-1975 (35-31-14, 84 pts, 2nd Smythe Division)

#	DATE	VERSUS	SCORE	RECORD	#	DATE	VERSUS	SCORE	RECORD
1	10/9	@ California	4-4	T 0-0-1	41	1/11	NY RANGERS	3-5	L 16-19-6
2	10/12	@ Vancouver	5-3	W 1-0-1	42	1/12	@ Detroit	2-1	W 17-19-6
3	10/15	VANCOUVER	4-6	L 1-1-1	43	1/14	@ NY Islanders	3-3	T 17-19-7
4	10/17	MONTREAL	3-2	W 2-1-1	44	1/15	TORONTO	1-4	L 17-20-7
5	10/19	CHICAGO	1-3	L 2-2-1	45	1/18	MINNESOTA	5-4	W 18-20-7
6	10/23	@ NY Rangers	1-5	L 2-3-1	46	1/23	PHILADELPHIA	2-7	L 18-21-7
7	10/24	@ Boston	4-4	T 2-3-2	47	1/25	CHICAGO	1-4	L 18-22-7
8	10/26	BUFFALO	0-2	L 2-4-2	48	1/28	DETROIT	4-4	T 18-22-8
9	10/27	@ Chicago	3-10	L 2-5-2	49	1/31	@ Atlanta	4-2	W 19-22-8
10	10/31	@ Los Angeles	1-1	T 2-5-3	50	2/1	PITTSBURGH	4-4	T 19-22-9
11	11/2	ATLANTA	9-0	W 3-5-3	51	2/4	TORONTO	3-5	L 19-23-9
12	11/5	LOS ANGELES	3-4	L 3-6-3	52	2/7	KANSAS CITY	5-0	W 20-23-9
13	11/9	NY ISLANDERS	4-2	W 4-6-3	53	2/8	@ Toronto	3-3	T 20-23-10
14	11/12	BOSTON	4-3	W 5-6-3	54	2/11	PHILADELPHIA	3-1	W 21-23-10
15	11/13	@ Kansas City	3-5	L 5-7-3	55	2/15	WASHINGTON	7-1	W 22-23-10
16	11/16	PHILADELPHIA	5-3	W 6-7-3	56	2/16	@ Buffalo	4-4	T 22-23-11
17	11/19	@ Vancouver	3-6	L 6-8-3	57	2/18	MONTREAL	4-4	T 22-23-12
18	11/21	@ Minnesota	2-3	L 6-9-3	58	2/22	@ Pittsburgh	2-3	L 22-24-12
19	11/23	DETROIT	4-2	W 7-9-3	59	2/23	@ Washington	7-2	W 23-24-12
20	11/25	@ Toronto	2-2	T 7-9-4	60	2/25	@ NY Islanders	0-3	L 23-25-12
21	11/27	VANCOUVER	1-6	L 7-10-4	61	2/26	@ NY Rangers	1-5	L 23-26-12
22	11/30	@ Montreal	1-7	L 7-11-4	62	3/1	@ Montreal	4-3	W 24-26-12
23	12/1	@ NY Rangers	4-4	T 7-11-5	63	3/2	@ Philadelphia	2-4	L 24-27-12
24	12/3	CALIFORNIA	5-1	W 8-11-5	64	3/5	VANCOUVER	5-2	W 25-27-12
25	12/7	WASHINGTON	8-2	W 9-11-5	65	3/8	BUFFALO	3-3	T 25-27-13
26	12/8	@ Washington	3-1	W 10-11-5	66	3/9	@ Minnesota	5-4	W 26-27-13
27	12/10	NY ISLANDERS	2-3	L 10-12-5	67	3/11	ATLANTA	3-0	W 27-27-13
28	12/12	@ Detroit	4-3	W 11-12-5	68	3/12	@ Chicago	4-3	W 28-27-13
29	12/14	NY RANGERS	6-2	W 12-12-5	69	3/14	KANSAS CITY	6-1	W 29-27-13
30	12/15	PHILADELPHIA	2-7	L 12-13-5	70	3/16	@ Boston	2-7	L 29-28-13
31	12/17	NY ISLANDERS	8-4	W 13-13-5	71	3/18	PITTSBURGH	5-2	W 30-28-13
32	12/20	@ Atlanta	2-6	L 13-14-5	72	3/20	@ Los Angeles	2-3	L 30-29-13
33	12/21	KANSAS CITY	6-4	W 14-14-5	73	3/21	@ California	4-7	L 30-30-13
34	12/26	@ Pittsburgh	2-2	T 14-14-6	74	3/23	@ Vancouver	3-3	T 30-30-14
35	12/28	MINNESOTA	4-2	W 15-14-6	75	3/26	BOSTON	3-1	W 31-30-14
36	12/29	@ Chicago	2-5	L 15-15-6	76	3/29	MINNESOTA	2-1	W 32-30-14
37	1/2	@ Kansas City	2-1	W 16-15-6	77	4/1	@ Minnesota	7-3	W 33-30-14
38	1/4	ATLANTA	1-4	L 16-16-6	78	4/2	LOS ANGELES	2-5	L 33-31-14
39	1/5	@ Buffalo	2-4	L 16-17-6	79	4/5	CHICAGO	4-3	W 34-31-14
40	1/7	CALIFORNIA	2-3	L 16-18-6	80	4/6	@ Kansas City	3-2	W 35-31-14

PLAYER	GP	G	A	TP	S	PCTG	GW	GT	F	PP	SH	PLAYER	GP	G	A	TP	S	PCTG	GW	GT	F	PP	SH
Garry Unger	80	36	44	80	349	10.3	8	3	5	10	0	Rick Wilson	76	2	5	7	63	3.2	0	0	1	0	0
Pierre Plante	80	34	32	66	162	21.0	4	0	5	4	0	Stan Gilbertson	22	1	4	5	32	3.1	0	1	0	0	0
Wayne Merrick	76	28	37	65	205	13.7	3	1	4	2	0	Murray Kuntz	7	1	2	3	16	6.3	0	0	0	0	0
Chuck Lefley	57	23	26	49	151	15.2	3	0	2	4	2	Bob Stumpf	7	1	1	2	8	12.5	0	0	0	0	0
Lawrence Sacharuk	76	20	22	42	207	9.7	1	1	5	11	0	Phil Roberto	7	0	2	2	5	0.0	0	0	0	0	0
Garnet Bailey	49	15	26	41	102	14.7	1	1	2	4	0	Dave Gardner	8	0	2	2	8	0.0	0	0	0	0	0
Bob Hess	76	9	30	39	110	8.2	1	0	4	4	0	Bruce Affleck	13	0	2	2	3	0.0	0	0	0	0	0
Bill Collins	70	22	15	37	142	15.5	2	1	2	2	2	John Davidson	40	0	2	2	0	0.0	0	0	0	0	0
Floyd Thomson	77	9	27	36	111	8.1	0	0	1	0	0	Yves Belanger	11	0	1	1	0	0.0	0	0	0	0	0
Doug Palazzari	73	14	17	31	110	12.7	1	2	1	0	1	Chris Evans	20	0	1	1	7	0.0	0	0	0	0	0
Red Berenson	44	12	19	31	111	10.8	1	3	3	4	1	Jack Borotsik	1	0	0	0	0	0.0	0	0	0	0	0
Barclay Plager	76	4	24	28	88	4.5	1	0	0	0	0	Don Wheldon	2	0	0	0	0	0.0	0	0	0	0	0
Claude Larose	56	10	17	27	146	6.8	1	0	3	0	0	Jim McCrimmon	2	0	0	0	0	0.0	0	0	0	0	0
Bob Gassoff	60	4	14	18	77	5.2	1	0	1	1	0	Frank Spring	3	0	0	0	3	0.0	0	0	0	0	0
Craig Patrick	43	6	9	15	58	10.3	2	0	0	0	0	Gordon Buynak	4	0	0	0	3	0.0	0	0	0	0	0
Robert Plager	73	1	14	15	85	1.2	0	0	0	0	0												
Ken Richardson	21	5	7	12	26	19.2	1	1	1	1	0	GOALTENDER	GP	MIN	GA	ENG	SO	AVG	W-L-T				
Brian Ogilvie	20	5	5	10	36	13.9	2	0	1	0	0	Yves Belanger	11	640	29	0	1	2.72	6-3-2				
Bernie Lukowich	26	4	5	9	19	21.1	2	0	0	2	0	Ed Johnston	30	1800	93	0	2	3.10	12-13-5				
Dennis Dupere	22	3	6	9	35	8.6	0	0	0	1	0	John Davidson	40	2300	144	1	0	3.66	17-15-7				
Don Awrey	20	0	8	8	17	0.0	0	0	0	0	0												

1973-1974 (26-40-12, 64 pts, 6th West Division)

#	DATE	VERSUS	SCORE	RECORD	#	DATE	VERSUS	SCORE	RECORD
1	10/10	@ California	1-2	L 0-1-0	40	1/15	MINNESOTA	3-5	L 18-16-6
2	10/13	ATLANTA	0-1	L 0-2-0	41	1/17	NY RANGERS	3-2	W 19-16-6
3	10/16	@ Detroit	3-2	W 1-2-0	42	1/19	DETROIT	2-5	L 19-17-6
4	10/17	@ NY Rangers	0-4	L 1-3-0	43	1/20	@ Atlanta	3-1	W 20-17-6
5	10/20	@ Minnesota	4-4	T 1-3-1	44	1/22	BOSTON	0-1	L 20-18-6
6	10/23	BOSTON	3-2	W 2-3-1	45	1/23	@ Pittsburgh	1-4	L 20-19-6
7	10/27	CHICAGO	4-4	T 2-3-2	46	1/26	TORONTO	3-3	T 20-19-7
8	10/30	LOS ANGELES	2-3	L 2-4-2	47	1/30	CALIFORNIA	6-4	W 21-19-7
9	11/2	@ Vancouver	3-1	W 3-4-2	48	2/2	BUFFALO	6-1	W 22-19-7
10	11/3	@ Los Angeles	4-3	W 4-4-2	49	2/3	@ Chicago	0-3	L 22-20-7
11	11/7	@ Atlanta	2-2	T 4-4-3	50	2/5	MONTREAL	2-3	L 22-21-7
12	11/10	@ Montreal	5-0	W 5-4-3	51	2/7	BOSTON	3-5	L 22-22-7
13	11/11	@ Philadelphia	3-4	L 5-5-3	52	2/9	LOS ANGELES	1-2	L 22-23-7
14	11/13	VANCOUVER	6-1	W 6-5-3	53	2/10	@ NY Rangers	2-4	L 22-24-7
15	11/15	PITTSBURGH	5-3	W 7-5-3	54	2/12	VANCOUVER	2-3	L 22-25-7
16	11/17	NY ISLANDERS	4-0	W 8-5-3	55	2/14	NY ISLANDERS	2-2	T 22-25-8
17	11/21	@ Chicago	1-4	L 8-6-3	56	2/16	MINNESOTA	2-4	L 22-26-8
18	11/22	MINNESOTA	2-1	W 9-6-3	57	2/19	ATLANTA	7-1	W 23-26-8
19	11/24	PHILADELPHIA	0-1	L 9-7-3	58	2/20	@ Pittsburgh	1-1	T 23-26-9
20	11/27	VANCOUVER	2-2	T 9-7-4	59	2/23	@ Detroit	3-5	L 23-27-9
21	11/29	@ Toronto	1-5	L 9-8-4	60	2/24	@ Montreal	2-3	L 23-28-9
22	12/1	NY RANGERS	4-4	T 9-8-5	61	2/27	@ California	2-2	T 23-28-10
23	12/4	@ NY Islanders	3-1	W 10-8-5	62	3/2	@ Los Angeles	2-4	L 23-29-10
24	12/5	@ NY Rangers	1-5	L 10-9-5	63	3/6	BOSTON	0-8	L 23-30-10
25	12/7	DETROIT	1-1	T 10-9-6	64	3/9	PITTSBURGH	5-7	L 23-31-10
26	12/11	TORONTO	7-3	W 11-9-6	65	3/10	@ Minnesota	1-8	L 23-32-10
27	12/13	@ Detroit	3-7	L 11-10-6	66	3/12	TORONTO	2-1	W 24-32-10
28	12/16	@ Buffalo	5-2	W 12-10-6	67	3/14	@ Philadelphia	2-4	L 24-33-10
29	12/19	LOS ANGELES	3-1	W 13-10-6	68	3/16	BUFFALO	2-2	T 24-33-11
30	12/21	@ Atlanta	2-1	W 14-10-6	69	3/19	@ NY Islanders	1-5	L 24-34-11
31	12/22	NY ISLANDERS	2-4	L 14-11-6	70	3/21	@ Boston	0-7	L 24-35-11
32	12/28	@ Pittsburgh	3-1	W 15-11-6	71	3/23	@ Montreal	3-7	L 24-36-11
33	12/29	PHILADELPHIA	1-4	L 15-12-6	72	3/24	@ Philadelphia	1-4	L 24-37-11
34	1/2	MONTREAL	8-4	W 16-12-6	73	3/27	PHILADELPHIA	2-6	L 24-38-11
35	1/5	CALIFORNIA	4-1	W 17-12-6	74	3/30	PITTSBURGH	4-3	W 25-38-11
36	1/8	@ Vancouver	3-1	W 18-12-6	75	3/31	@ Chicago	2-2	T 25-38-12
37	1/9	@ California	6-8	L 18-13-6	76	4/2	CALIFORNIA	5-3	W 26-38-12
38	1/12	@ Toronto	2-4	L 18-14-6	77	4/6	CHICAGO	3-6	L 26-39-12
39	1/13	@ Buffalo	0-1	L 18-15-6	78	4/7	@ Buffalo	2-5	L 26-40-12

PLAYER	GP	G	A	TP	S	PCTG	GW	GT	F	PP	SH	PLAYER	GP	G	A	TP	S	PCTG	GW	GT	F	PP	SH
Garry Unger	78	33	35	68	327	10.0	4	0	6	9	1	Bill Collins	12	2	2	4	21	9.5	0	0	0	0	0
Pierre Plante	78	26	28	54	151	17.35	6	4	8	8	0	Bob Collyard	10	1	3	4	12	8.3	0	0	0	0	0
Glen Sather	69	15	29	44	106	14.1	5	1	4	4	0	Ted Harris	24	0	4	4	32	0.0	0	0	0	0	0
Wayne Merrick	64	20	23	43	147	13.6	4	1	3	2	0	Bob Gassoff	28	0	3	3	20	0.0	0	0	0	0	0
Lou Angotti	51	12	23	35	84	14.2	5	0	3	1	0	Phil Roberto	15	1	1	2	14	7.1	0	0	0	0	0
Floyd Thomson	77	11	22	33	125	8.8	1	1	0	0	0	Jean Hamel	23	1	1	2	221	4.7	0	0	0	0	0
Gary Sabourin	54	7	23	30	126	5.5	0	1	1	1	0	Mike Lampman	15	1	0	1	19	5.2	0	0	0	1	0
Barclay Plager	72	6	20	26	104	5.7	0	1	0	1	0	Jack Egers	6	0	1	1	15	0.0	0	0	0	0	0
Larry Giroux	74	5	17	22	91	3.8	1	0	1	2	0	Bryan Watson	11	0	1	1	10	0.0	0	0	0	0	0
Don Awrey	75	5	16	21	94	5.3	0	0	2	1	0	Wayne Stephenson	40	0	1	1	0	0.0	0	0	0	0	0
Greg Polis	37	8	12	20	122	6.5	0	1	1	3	0	Glen Patrick	1	0	0	0	0	0.0	0	0	0	0	0
Nick Harbaruk	56	5	14	19	49	10.2	1	1	1	0	1	Brent Hughes	2	0	0	0	1	0.0	0	0	0	0	0
Bob Kelly	37	9	8	17	70	12.8	0	0	2	2	0	Frank Spring	2	0	0	0	2	0.0	0	0	0	0	0
Gordon Brooks	30	6	8	14	51	11.7	1	1	1	0	0	John Wensink	3	0	0	0	0	0.0	0	0	0	0	0
Butch Williams	31	3	10	13	41	7.3	0	0	1	0	0	Connie Forey	4	0	0	0	2	0.0	0	0	0	0	0
Robert Plager	61	3	10	13	78	3.8	1	0	0	0	1	Bernie MacNeil	4	0	0	0	5	0.0	0	0	0	0	0
Ab DeMarco	23	3	9	12	71	4.2	0	0	0	0	1												
Chris Evans	54	4	7	11	48	8.3	0	0	0	0	1												
Garnet Bailey	22	7	3	10	43	16.2	0	0	2	0	0	GOALTENDER	GP	MIN	GA	ENG	SO	AVG			W-L-T		
Steve Durbano	36	4	5	9	40	10.0	0	0	1	2	0	John Davidson	39	2300	118	3	0	3.08			13-19-7		
John Wright	32	3	6	9	43	6.9	0	0	2	0	0	Wayne Stephenson	40	2360	123	2	2	3.13			13-21-5		
Dave Gardner	15	5	2	7	29	17.2	0	0	1	1	0	Jim Watt	1	20	2	0	0	6.00			0-0-0		

GOALTENDER	GP	MIN	GA	ENG	SO	AVG	W-L-T
John Davidson	39	2300	118	3	0	3.08	13-19-7
Wayne Stephenson	40	2360	123	2	2	3.13	13-21-5
Jim Watt	1	20	2	0	0	6.00	0-0-0

Team & Individual Results, Records & Stats

1972-1973 (32-34-12, 76 pts, 4th West Division)

#	DATE	VERSUS	SCORE	RECORD	#	DATE	VERSUS	SCORE	RECORD
1	10/7	PHILADELPHIA	4-4	T 0-0-1	40	1/9	@ Vancouver	0-3	L 14-19-7
2	10/11	PITTSBURGH	2-5	L 0-1-1	41	1/10	@ California	5-6	L 14-20-7
3	10/14	CHICAGO	2-4	L 0-2-1	42	1/13	NY RANGERS	3-5	L 14-21-7
4	10/15	@ Chicago	3-1	W 1-2-1	43	1/14	@ NY Islanders	2-1	W 15-21-7
5	10/18	MONTREAL	4-4	T 1-2-2	44	1/17	ATLANTA	3-3	T 15-21-8
6	10/21	BUFFALO	1-1	T 1-2-3	45	1/19	@ ATLANTA	2-1	W 16-21-8
7	10/24	MINNESOTA	1-2	L 1-3-3	46	1/20	NY ISLANDERS	5-1	W 17-21-8
8	10/26	@ Montreal	0-7	L 1-4-3	47	1/24	@ Los Angeles	7-5	W 18-21-8
9	10/28	DETROIT	8-3	W 2-4-3	48	1/26	@ California	1-1	T 18-21-9
10	11/1	@ Minnesota	3-3	T 2-4-4	49	1/27	@ Vancouver	3-1	W 19-21-9
11	11/4	@ Toronto	2-4	L 2-5-4	50	2/1	MONTREAL	3-3	T 19-21-10
12	11/5	@ Buffalo	1-1	T 2-5-5	51	2/3	CALIFORNIA	6-1	W 20-21-10
13	11/7	LOS ANGELES	2-3	L 2-6-5	52	2/4	@ Chicago	2-5	L 20-22-10
14	11/11	TORONTO	1-0	W 3-6-5	53	2/6	VANCOUVER	5-1	W 21-22-10
15	11/16	@ Boston	0-4	L 3-7-5	54	2/8	MINNESOTA	3-2	W 22-22-10
16	11/18	NY RANGERS	1-3	L 3-8-5	55	2/10	CALIFORNIA	5-2	W 23-22-10
17	11/21	VANCOUVER	4-2	W 4-8-5	56	2/13	LOS ANGELES	4-2	W 24-22-10
18	11/22	@ Pittsburgh	4-10	L 4-9-5	57	2/14	@ Minnesota	2-5	L 24-23-10
19	11/25	CHICAGO	2-4	L 4-10-5	58	2/17	CHICAGO	4-3	W 25-23-10
20	11/28	TORONTO	4-2	W 5-10-5	59	2/20	PHILADELPHIA	3-5	L 25-24-10
21	11/29	@ California	2-1	W 6-10-5	60	2/21	@ Minnesota	5-2	W 26-24-10
22	12/1	@ Vancouver	6-2	W 7-10-5	61	2/24	@ Toronto	2-4	L 26-25-10
23	12/2	@ Los Angeles	2-3	L 7-11-5	62	2/25	@ Detroit	0-5	L 26-26-10
24	12/5	DETROIT	2-1	W 8-11-5	63	2/28	@ Pittsburgh	2-4	L 26-27-10
25	12/7	@ Boston	0-5	L 8-12-5	64	3/1	@ Boston	4-3	W 27-27-10
26	12/9	ATLANTA	2-1	W 9-12-5	65	3/3	@ Los Angeles	0-2	L 27-28-10
27	12/10	@ Atlanta	5-4	W 10-12-5	66	3/7	BOSTON	5-2	W 28-28-10
28	12/12	@ NY Islanders	4-4	T 10-12-6	67	3/10	NY ISLANDERS	5-4	W 29-28-10
29	12/14	@ Philadelphia	3-5	L 10-13-6	68	3/11	@ Detroit	1-3	L 29-29-10
30	12/16	BUFFALO	3-4	L 10-14-6	69	3/13	BUFFALO	2-0	W 30-29-10
31	12/20	NY RANGERS	4-5	L 10-15-6	70	3/14	@ Atlanta	1-1	T 30-29-11
32	12/23	PHILADELPHIA	6-1	W 11-15-6	71	3/17	@ NY Islanders	4-6	L 30-30-11
33	12/26	MONTREAL	1-4	L 11-16-6	72	3/18	@ NY Rangers	1-3	L 30-31-11
34	12/27	@ Chicago	5-3	W 12-16-6	73	3/21	DETROIT	6-3	W 31-31-11
35	12/30	@ Toronto	4-5	L 12-17-6	74	3/24	@ Montreal	4-11	L 31-32-11
36	12/31	@ NY Rangers	1-6	L 12-18-6	75	3/25	@ Philadelphia	2-5	L 31-33-11
37	1/2	PITTSBURGH	5-4	W 13-18-6	76	3/28	MINNESOTA	3-3	T 31-33-12
38	1/4	BOSTON	4-2	W 14-18-6	77	3/31	PITTSBURGH	7-2	W 32-33-12
39	1/6	ATLANTA	2-2	T 14-18-7	78	4/1	@ Buffalo	1-3	L 32-34-12

PLAYER	GP	G	A	TP	S	PCTG	GW	GT	F	PP	SH	PLAYER	GP	G	A	TP	S	PCTG	GW	GT	F	PP	SH
Garry Unger	78	41	39	80	342	11.9	5	2	6	13	1	Kevin O'Shea	37	3	5	8	39	7.6	0	0	2	0	0
Jack Egers	78	24	24	48	240	10.0	4	2	4	4	0	Andre Dupont	25	1	6	7	38	2.6	0	0	0	0	0
Gary Sabourin	76	21	27	48	240	8.7	2	1	1	1	0	Mike Lampman	18	2	3	5	18	11.1	0	0	1	0	0
Mike Murphy	64	18	27	45	182	9.8	3	0	2	3	0	Paul Curtis	29	1	4	5	37	2.7	0	0	0	0	0
Phil Roberto	77	20	22	42	275	7.2	5	0	2	2	0	Connie Madigan	20	0	3	3	11	.0	0	0	0	0	0
Danny O'Shea	75	12	26	38	110	10.9	2	1	3	0	2	Brent Hughes	8	1	1	2	16	6.2	0	0	0	0	0
Fran Huck	58	16	20	36	82	19.5	2	1	4	2	0	Chuck Hamilton	3	0	2	2	2	.0	0	0	0	0	0
Floyd Thomson	75	14	20	34	98	14.2	1	0	4	1	0	Noel Picard	16	1	0	1	19	5.2	0	0	0	0	0
Barclay Plager	68	8	25	33	131	6.1	2	0	0	3	0	Joe Noris	2	0	0	0	0	.0	0	0	0	0	0
Robert Plager	77	2	31	33	117	1.7	1	0	0	0	0	Roger Lafreniere	10	0	0	0	3	.0	0	0	0	0	0
Pierre Plante	49	12	13	25	90	13.3	1	2	2	0	0												
Frank St. Marseille	45	7	18	25	119	5.8	0	2	4	3	0												
Wayne Merrick	50	10	11	21	81	12.3	0	1	2	3	0	GOALTENDER	GP	MIN	GA	ENG	SO	AVG	W-L-T				
Chris Evans	77	9	12	21	138	6.5	3	0	0	0	2	Bob Johnson	12	583	26	0	0	2.68	6-5-0				
Steve Durbano	49	3	18	21	83	3.6	0	0	1	0	0	Wayne Stephenson	45	2535	128	2	1	3.03	18-15-7				
Bob McCord	43	1	13	14	41	2.4	0	0	1	0	0	Jacques Caron	30	1562	92	3	1	3.53	8-14-5				
Ab DeMarco	14	4	9	13	51	7.8	1	0	2	2	1												
Jean Hamel	55	2	7	9	56	3.5	0	0	0	0	0												

1971-1972 (28-39-11, 67 pts, 3rd West Division)

#	DATE	VERSUS	SCORE	RECORD	#	DATE	VERSUS	SCORE	RECORD
1	10/9	CHICAGO	2-4	L 0-1-0	40	1/6	@ Philadelphia	3-2	W 11-22-7
2	10/12	BUFFALO	4-1	W 1-1-0	41	1/8	BOSTON	5-3	W 12-22-7
3	10/13	@ Chicago	0-1	L 1-2-0	42	1/11	MONTREAL	7-3	W 13-22-7
4	10/16	DETROIT	9-2	W 2-2-0	43	1/15	MINNESOTA	7-2	W 14-22-7
5	10/17	@ Detroit	3-5	L 2-3-0	44	1/16	@ Toronto	4-3	W 15-22-7
6	10/19	VANCOUVER	1-3	L 2-4-0	45	1/18	BOSTON	0-2	L 15-23-7
7	10/23	NY RANGERS	3-4	L 2-5-0	46	1/22	PITTSBURGH	1-0	W 16-23-7
8	10/24	@ Buffalo	3-2	W 3-5-0	47	1/23	@ Detroit	1-3	L 16-24-7
9	10/27	MINNESOTA	1-2	L 3-6-0	48	1/26	@ Pittsburgh	2-1	W 17-24-7
10	10/30	PHILADELPHIA	4-4	T 3-6-1	49	1/29	@ Montreal	0-4	L 17-25-7
11	11/3	@ Montreal	1-5	L 3-7-1	50	1/30	@ Boston	2-5	L 17-26-7
12	11/4	@ Boston	1-6	L 3-8-1	51	2/1	MONTREAL	1-3	L 17-27-7
13	11/6	@ Minnesota	1-5	L 3-9-1	52	2/3	PITTSBURGH	3-4	L 17-28-7
14	11/9	PITTSBURGH	1-4	L 3-10-1	53	2/5	NY RANGERS	6-5	W 18-28-7
15	11/13	CALIFORNIA	5-1	W 4-10-1	54	2/6	@ Philadelphia	2-2	T 18-28-8
16	11/16	DETROIT	2-2	T 4-10-2	55	2/8	TORONTO	1-2	L 18-29-8
17	11/18	@ Montreal	2-2	T 4-10-3	56	2/10	MINNESOTA	1-3	L 18-30-8
18	11/20	@ Pittsburgh	4-2	W 5-10-3	57	2/12	VANCOUVER	5-4	W 19-30-8
19	11/21	@ Boston	2-6	L 5-11-3	58	2/15	CHICAGO	2-3	L 19-31-8
20	11/23	LOS ANGELES	3-1	W 6-11-3	59	2/16	@ Los Angeles	3-1	W 20-31-8
21	11/24	@ NY Rangers	3-8	L 6-12-3	60	2/18	@ Vancouver	2-5	L 20-32-8
22	11/27	BOSTON	6-6	T 6-12-4	61	2/20	@ California	4-4	T 20-32-9
23	11/30	CALIFORNIA	5-2	W 7-12-4	62	2/23	@ Los Angeles	2-0	W 21-32-9
24	12/1	@ Toronto	2-4	L 7-13-4	63	2/26	@ Minnesota	3-2	W 22-32-9
25	12/4	BUFFALO	5-1	W 8-13-4	64	2/27	@ NY Rangers	0-2	L 22-33-9
26	12/5	@ Detroit	2-1	W 9-13-4	65	3/1	TORONTO	1-3	L 22-34-9
27	12/7	@ Vancouver	1-2	L 9-14-4	66	3/4	@ Philadelphia	2-6	L 22-35-9
28	12/10	@ California	4-4	T 9-14-5	67	3/5	@ Buffalo	6-2	W 23-35-9
29	12/11	@ Los Angeles	1-4	L 9-15-5	68	3/7	LOS ANGELES	4-2	W 24-35-9
30	12/14	TORONTO	2-4	L 9-16-5	69	3/9	MONTREAL	1-5	L 24-36-9
31	12/15	@ Minnesota	1-4	L 9-17-5	70	3/11	PHILADELPHIA	4-2	W 25-36-9
32	12/18	NY RANGERS	2-5	L 9-18-5	71	3/17	@ California	2-2	T 25-36-10
33	12/19	@ Chicago	0-2	L 9-19-5	72	3/19	@ Vancouver	3-3	T 25-36-11
34	12/22	LOS ANGELES	1-2	L 9-20-5	73	3/22	CALIFORNIA	4-1	W 26-36-11
35	12/25	BUFFALO	4-4	T 9-20-6	74	3/25	DETROIT	5-3	W 27-36-11
36	12/26	@ Buffalo	3-6	L 9-21-6	75	3/26	@ Chicago	0-4	L 27-37-11
37	12/29	@ Toronto	6-3	W 10-21-6	76	3/28	VANCOUVER	2-1	W 28-37-11
38	1/1	PHILADELPHIA	4-4	T 10-21-7	77	4/1	CHICAGO	0-2	L 28-38-11
39	1/5	@ NY Rangers	1-9	L 10-22-7	78	4/2	@ Pittsburgh	2-6	L 28-39-11

PLAYER	GP	G	A	TP	S	PCTG	GW	GT	F	PP	SH	PLAYER	GP	G	A	TP	S	PCTG	GW	GT	F	PP	SH
Garry Unger	78	36	34	70	321	11.2	4	2	7	14	1	Mike Parizeau	21	1	2	3	14	7.1	0	0	0	1	0
Frank St. Marseille	78	16	36	52	228	7.0	1	1	2	1	0	Gerry Odrowski	55	1	2	3	30	3.3	0	0	0	0	1
Jack Egers	63	21	25	46	210	10.0	2	0	5	5	0	Jim Shires	18	0	3	3	14	0.0	0	0	0	0	0
Gary Sabourin	77	28	17	45	236	11.8	7	3	5	4	0	Jim Lorentz	12	0	1	1	16	0.0	0	0	0	0	0
Mike Murphy	63	20	23	43	172	11.6	3	1	4	5	0	Jim McLeod	16	0	1	1	0	0.0	0	0	0	0	0
Terry Crisp	75	13	18	31	94	13.8	3	0	1	1	6	Jacques Caron	28	0	1	1	0	0.0	0	0	0	0	0
Barclay Plager	78	7	22	29	128	5.4	0	0	0	1	2	Ernie Wakely	30	0	1	1	0	0.0	0	0	0	0	0
Phil Roberto	49	12	13	25	170	7.0	0	1	2	0	0	Norm Dennis	1	0	0	0	10	0.0	0	0	0	0	0
Carl Brewer	42	2	16	18	58	3.4	1	0	0	0	0	Gordon Brooks	2	0	0	0	2	0.0	0	0	0	0	0
Chris Borgeleau	26	5	7	12	46	10.8	0	0	1	1	2	Gary Veneruzzo	2	0	0	0	1	0.0	0	0	0	0	0
Brian Lavender	46	5	11	16	68	7.3	1	0	1	0	0	Chris Evans	2	0	0	0	0	0.0	0	0	0	0	0
Andre Dupont	60	3	10	13	133	2.2	0	1	0	0	0	Kevin O'Shea	4	0	0	0	3	0.0	0	0	0	0	0
George Morrison	42	2	11	13	34	5.8	1	0	0	2	0	Gordon Kannegiesser	4	0	0	0	4	0.0	0	0	0	0	0
Jim Roberts	26	5	7	12	46	10.8	0	0	1	1	2	Brit Selby	6	0	0	0	7	0.0	0	0	0	0	0
Bill Plager	65	1	11	12	63	1.5	1	0	1	0	0	John Arbour	17	0	0	0	15	0.0	0	0	0	0	0
Robert Plager	50	4	7	11	59	6.7	2	0	0	0	0												
Larry Hornung	47	2	9	11	60	3.3	0	1	0	0	0												
Wayne Connelly	15	5	5	10	48	10.4	0	1	1	2	0												
Floyd Thomson	49	4	6	10	69	5.7	2	0	0	0	0												
Curt Bennett	31	3	5	8	32	9.3	0	1	0	0	0	Jacques Caron	28	1619	68	2	1	2.52	14	8-5			
Danny O'Shea	20	3	3	6	25	12.0	0	0	3	0	0	Jim McLeod	16	880	44	1	0	3.00	6	6-4			
Noel Picard	15	1	5	6	34	2.9	0	0	0	0	0	Ernie Wakely	30	1614	92	2	1	3.42	8	18-2			
Gene Carr	14	3	2	5	29	10.3	0	0	0	0	0	Pete McDuffe	10	467	29	0	0	3.72	0	0-0			
Bill Sutherland	9	2	3	5	7	28.5	0	0	0	0	0	Wayne Stephenson	2	100	9	0	0	5.40	0	1-0			

GOALTENDER	GP	MIN	GA	ENG	SO	AVG	W-L-T
Jacques Caron	28	1619	68	2	1	2.52	14-8-5
Jim McLeod	16	880	44	1	0	3.00	6-6-4
Ernie Wakely	30	1614	92	2	1	3.42	8-18-2
Pete McDuffe	10	467	29	0	0	3.72	0-6-0
Wayne Stephenson	2	100	9	0	0	5.40	0-1-0

Team & Individual Records, Records & Stats

1970-1971 (34-25-19, 87 pts, 2nd West Division)

#	DATE	VERSUS	SCORE	RECORD	#	DATE	VERSUS	SCORE	RECORD
1	10/10	NY RANGERS	3-1 W	1-0-0	40	1/10	NY RANGERS	2-4 L	18-10-12
2	10/12	VANCOUVER	4-1 W	2-0-0	41	1/12	California	8-2 W	19-10-12
3	10/14	@ Toronto	3-7 L	2-1-0	42	1/14	@ Buffalo	1-2 L	19-11-12
4	10/17	BUFFALO	4-1 W	3-1-0	43	1/16	CHICAGO	3-2 W	20-11-12
5	10/18	@ Chicago	2-2 T	3-1-1	44	1/21	@ Minnesota	3-5 L	20-12-12
6	10/21	@ California	2-2 T	3-1-2	45	1/23	BUFFALO	7-1 W	21-12-12
7	10/23	@ Vancouver	1-1 T	3-1-3	46	1/27	MONTREAL	2-4 L	21-13-12
8	10/24	@ Los Angeles	1-3 L	3-2-3	47	1/28	@ Detroit	1-1 T	21-13-13
9	10/28	California	3-2 W	4-2-3	48	1/31	@ Boston	0-6 L	21-14-13
10	10/31	LOS ANGELES	3-0 W	5-2-3	49	2/3	@ Toronto	2-6 L	21-15-13
11	11/5	@ Boston	2-0 W	6-2-3	50	2/5	PITTSBURGH	2-2 T	21-15-14
12	11/7	@ Minnesota	1-1 T	6-2-4	51	2/7	@ Philadelphia	6-2 W	22-15-14
13	11/12	DETROIT	2-1 W	7-2-4	52	2/9	TORONTO	3-3 T	22-15-15
14	11/14	MONTREAL	1-1 T	7-2-5	53	2/11	BOSTON	3-5 L	22-16-15
15	11/15	@ Philadelphia	2-1 W	8-2-5	54	2/13	NY RANGERS	2-1 W	23-16-15
16	11/17	MINNESOTA	3-5 L	8-3-5	55	2/14	@ NY Rangers	1-2 L	23-17-15
17	11/19	@ Pittsburgh	1-0 W	9-3-5	56	2/16	California	5-1 W	24-17-15
18	11/21	CHICAGO	3-3 T	9-3-6	57	2/20	@ Toronto	1-3 L	24-18-15
19	11/24	BOSTON	5-5 T	9-3-7	58	2/21	@ Buffalo	3-1 W	25-18-15
20	11/26	TORONTO	1-0 W	10-3-7	59	2/24	@ Pittsburgh	5-5 T	25-18-16
21	11/28	VANCOUVER	5-1 W	11-3-7	60	2/25	@ Detroit	3-1 W	26-18-16
22	12/2	@ NY Rangers	2-4 L	11-4-7	61	2/27	@ Montreal	2-3 L	26-19-16
23	12/3	@ Montreal	3-6 L	11-5-7	62	3/3	CHICAGO	1-5 L	26-20-16
24	12/5	DETROIT	3-0 W	12-5-7	63	3/5	TORONTO	3-1 W	27-20-16
25	12/6	@ Detroit	4-2 W	13-5-7	64	3/7	@ Boston	1-4 L	27-21-16
26	12/9	PHILADELPHIA	2-5 L	13-6-7	65	3/9	LOS ANGELES	0-4 L	27-22-16
27	12/11	PITTSBURGH	3-2 W	14-6-7	66	3/10	@ Minnesota	0-4 L	27-23-16
28	12/13	@ Philadelphia	2-2 T	14-6-8	67	3/13	BUFFALO	9-0 W	28-23-16
29	12/15	MINNESOTA	2-1 W	15-6-8	68	3/14	@ Chicago	4-4 T	28-23-17
30	12/16	@ Chicago	3-8 L	15-7-8	69	3/16	MONTREAL	6-2 W	29-23-17
31	12/19	BOSTON	1-7 L	15-8-8	70	3/18	@ Buffalo	3-5 L	29-24-17
32	12/23	MONTREAL	2-2 T	15-8-9	71	3/20	DETROIT	2-1 W	30-24-17
33	12/26	MINNESOTA	1-1 T	15-8-10	72	3/23	@ Vancouver	1-4 L	30-25-17
34	12/27	@ NY Rangers	4-4 T	15-8-11	73	3/26	@ California	8-5 W	31-25-17
35	12/30	PHILADELPHIA	5-2 W	16-8-11	74	3/27	@ Los Angeles	6-3 W	32-25-17
36	1/2	@ Vancouver	3-1 W	17-8-11	75	3/30	LOS ANGELES	4-3 W	33-25-17
37	1/3	@ Los Angeles	7-3 W	18-8-11	76	4/1	PHILADELPHIA	1-1 T	33-25-18
38	1/6	@ California	3-6 L	18-9-11	77	4/3	PITTSBURGH	4-3 W	34-25-18
39	1/9	VANCOUVER	2-2 T	18-9-12	78	4/4	@ Pittsburgh	1-1 T	34-25-19

PLAYER	GP	G	A	TP	S	PCTG	GW	GT	F	PP	SH	PLAYER	GP	G	A	TP	S	PCTG	GW	GT	F	PP	SH
Chris Bordeleau	78	21	32	53	187	11.2	7	3	7	3	2	Bob Wall	25	2	4	6	29	6.9	0	0	1	1	0
Frank St. Marseille	77	19	32	51	217	8.8	5	2	4	3	0	Brit Selby	53	1	4	5	33	3.0	0	0	0	0	0
Red Berenson	45	16	26	42	174	9.2	1	4	4	6	1	Ab McDonald	20	0	5	5	31	0.0	0	0	0	0	0
Jim Lorentz	76	19	21	40	160	11.9	2	0	4	6	0	Larry Keenan	9	1	3	4	24	4.2	0	0	1	0	0
Bill Sutherland	68	19	20	39	106	17.9	3	0	4	11	0	Bill Plager	36	0	3	3	24	0.0	0	0	0	0	0
Tim Ecclestone	47	15	24	39	143	10.5	4	3	1	6	0	Curt Bennett	4	2	0	2	4	50.0	1	0	0	0	0
Gary Sabourin	59	14	17	31	160	8.7	2	0	2	2	0	Al Arbour	22	0	2	2	3	0.0	0	0	0	0	0
Jim Roberts	72	13	18	31	123	10.6	0	2	0	2	1	Ernie Wakely	51	0	2	2	0	0.0	0	0	0	0	0
Garry Unger	28	15	14	29	122	12.3	3	1	4	7	0	Glenn Hall	32	0	1	1	0	0.0	0	0	0	0	0
George Morrison	73	15	10	25	122	12.3	1	2	3	3	0	Larry Hornung	1	0	0	0	1	0.0	0	0	0	0	0
Barclay Plager	69	4	20	24	87	4.6	0	0	1	1	0	Norm Dennis	4	0	0	0	0	0.0	0	0	0	0	0
Wayne Connelly	28	5	16	21	102	4.9	0	0	0	3	0	Jean-Guy Talbot	5	0	0	0	3	0.0	0	0	0	0	0
Craig Cameron	78	14	6	20	86	16.3	2	1	1	0	1												
Robert Plager	70	1	19	20	70	1.4	1	0	1	0	0												
Bill McCreary	68	9	10	19	90	10.0	0	1	1	0	3												
Terry Crisp	54	5	11	16	47	10.6	0	0	1	1	1												
Fran Huck	29	7	8	15	43	16.3	1	0	2	2	0												
Noel Picard	75	3	8	11	128	2.3	1	0	0	0	0												
Carl Brewer	19	2	9	11	35	5.7	0	0	0	0	0												
John Arbour	53	1	6	7	57	1.8	0	0	0	0	0												

GOALTENDER	GP	MIN	GA	ENG	SO	AVG	W-L-T
Glenn Hall	32	1761	71	1	2*	2.41	13-11-8
Ernie Wakely	51	2859	133	0	3*	2.79	20-14-11
Michel Plasse	1	60	3	0	0	3.00	1-0-0

*Hall and Wakely shared shutout which is not reflected in personal records.

1969-1970 (37-27-12, 86 pts, 1st West Division)

#	DATE	VERSUS	SCORE	RECORD	#	DATE	VERSUS	SCORE	RECORD
1	10/11	CHICAGO	7-2 W	1-0-0	39	1/14	@ Minnesota	2-5 L	19-13-7
2	10/15	LOS ANGELES	4-1 W	2-0-0	40	1/15	TORONTO	2-0 W	20-13-7
3	10/18	MINNESOTA	4-2 W	3-0-0	41	1/17	LOS ANGELES	3-1 W	21-13-7
4	10/19	@ Detroit	2-4 L	3-1-0	42	1/22	NEW YORK	4-3 W	22-13-7
5	10/22	@ Montreal	3-3 T	3-1-1	43	1/24	DETROIT	2-5 L	22-14-7
6	10/25	@ Toronto	2-4 L	3-2-1	44	1/25	@ Philadelphia	0-2 L	22-15-7
7	10/26	@ Philadelphia	0-0 T	3-2-2	45	1/28	@ Oakland	6-1 W	23-15-7
8	10/30	MONTREAL	2-2 T	3-2-3	46	1/29	@ Los Angeles	3-2 W	24-15-7
9	11/1	PHILADELPHIA	8-0 W	4-2-3	47	1/31	@ Pittsburgh	1-2 L	24-16-7
10	11/2	@ New York	4-6 L	4-3-3	48	2/4	@ Toronto	0-1 L	24-17-7
11	11/5	@ Boston	4-4 T	4-3-4	49	2/6	OAKLAND	1-2 L	24-18-7
12	11/6	@ Detroit	5-2 W	5-3-4	50	2/8	@ Boston	1-7 L	24-19-7
13	11/8	@ Minnesota	2-5 L	5-4-4	51	2/11	BOSTON	2-3 L	24-20-7
14	11/13	PITTSBURGH	4-0 W	6-4-4	52	2/12	@ Detroit	2-5 L	24-21-7
15	11/15	MONTREAL	2-3 L	6-5-4	53	2/14	LOS ANGELES	2-1 W	25-21-7
16	11/16	@ New York	2-4 L	6-6-4	54	2/15	@ Minnesota	3-3 T	25-21-8
17	11/19	@ Pittsburgh	4-0 W	7-6-4	55	2/18	CHICAGO	5-2 W	26-21-8
18	11/20	MINNESOTA	3-1 W	8-6-4	56	2/20	@ Oakland	3-1 W	27-21-8
19	11/22	NEW YORK	0-5 L	8-7-4	57	2/21	@ Los Angeles	4-2 W	28-21-8
20	11/26	OAKLAND	4-1 W	9-7-4	58	2/25	@ New York	1-2 L	28-22-8
21	11/29	LOS ANGELES	3-1 W	10-7-4	59	2/28	@ Montreal	3-2 W	29-22-8
22	11/30	@ Chicago	1-3 L	10-8-4	60	3/1	@ Boston	1-3 L	29-23-8
23	12/3	OAKLAND	3-1 W	11-8-4	61	3/4	BOSTON	3-1 W	30-23-8
24	12/6	DETROIT	1-5 L	11-9-4	62	3/6	NEW YORK	3-1 W	31-23-8
25	12/7	@ Philadelphia	4-1 W	12-9-4	63	3/7	@ Pittsburgh	2-2 T	31-23-9
26	12/10	@ Oakland	3-3 T	12-9-5	64	3/11	@ Minnesota	9-1 W	32-23-9
27	12/13	@ Los Angeles	8-1 W	13-9-5	65	3/12	PHILADELPHIA	4-2 W	33-23-9
28	12/16	DETROIT	6-4 W	14-9-5	66	3/14	MONTREAL	2-6 L	33-24-9
29	12/18	BOSTON	3-3 T	14-9-6	67	3/17	MINNESOTA	5-5 T	33-24-10
30	12/20	PHILADELPHIA	3-0 W	15-9-6	68	3/19	PITTSBURGH	3-1 W	34-24-10
31	12/21	@ Chicago	0-4 L	15-10-6	69	3/21	TORONTO	0-2 L	34-25-10
32	12/23	MINNESOTA	5-3 W	16-10-6	70	3/22	@ Chicago	0-1 L	34-26-10
33	12/26	TORONTO	3-1 W	17-10-6	71	3/24	@ Los Angeles	4-0 W	35-26-10
34	12/27	@ Toronto	1-4 L	17-11-6	72	3/27	@ Oakland	2-3 L	35-27-10
35	12/30	@ Montreal	5-0 W	18-11-6	73	3/29	@ Pittsburgh	5-5 T	35-27-11
36	1/3	PITTSBURGH	6-0 W	19-11-6	74	4/1	OAKLAND	2-2 T	35-27-12
37	1/7	PHILADELPHIA	2-2 T	19-11-7	75	4/2	@ Philadelphia	1-0 W	36-27-12
38	1/10	CHICAGO	2-6 L	19-12-7	76	4/4	PITTSBURGH	3-1 W	37-27-12

PLAYER	GP	G	A	TP	S	PCTG	GW	GT	F	PP	SH	PLAYER	GP	G	A	TP	S	PCTG	GW	GT	F	PP	SH							
Phil Goyette	72	29	49	78	152	19.1	5	0	6	13	0	Noel Picard	39	1	4	5	31	3.2	0	0	0	1	0							
Red Berenson	67	33	39	72	282	11.7	8	1	3	16	0	Ray Fortin	57	1	4	5	66	1.5	0	0	1	0	0							
Frank St. Marseille	74	16	43	59	166	9.6	1	1	0	3	0	Norm Dennis	5	3	0	3	8	37.5	0	0	0	1	0							
Ab McDonald	64	25	30	55	170	14.7	4	2	7	11	0	Wayne Maki	16	2	1	3	35	5.7	1	0	1	0	0							
Gary Sabourin	72	28	14	42	246	11.4	5	0	4	11	0	Camille Henry	4	1	2	3	5	20.0	0	0	0	1	0							
Tim Ecclestone	65	16	21	37	166	9.6	2	1	2	5	0	Al Arbour	68	0	3	3	30	0.0	0	0	0	0	0							
Larry Keenan	56	10	23	33	113	8.9	0	1	0	3	0	Ron Buchanan	2	0	0	0	4	0.0	0	0	0	0	0							
Bill McCreary	73	15	17	32	174	8.6	1	1	2	2	1	Jirotlav Jirik	3	0	0	0	4	0.0	0	0	0	0	0							
Barclay Plager	75	6	26	32	97	6.2	1	0	2	1	1	<div>GOALTENDER</div> <div>GP</div> <div>MINS</div> <div>GA</div> <div>ENG</div> <div>SO</div> <div>AVG</div> <div>W-L-T</div>																		
Jim Roberts	76	13	17	30	165	7.9	4	1	2	2	2		Ernie Wakely	30	1651	58	0	4	2.11	12-9-4										
Ron Anderson	59	9	9	18	107	8.4	0	1	1	1	0		Jacques Plante	32	1839	67	1	5	2.19	18-9-5										
Andre Boudrais	50	3	14	17	95	3.2	2	1	1	1	0		Glenn Hall	18	1010	49	0	1	2.91	7-8-3										
Jean-Guy Talbot	75	2	15	17	60	3.3	0	0	0	0	1		Gary Edwards	1	60	4	0	0	4.00	0-1-0										
Bob Plager	64	3	11	14	83	3.6	0	0	1	0	0																			
Terry Crisp	26	5	6	11	44	11.4	1	1	1	0	0																			
Terry Gray	28	2	5	7	63	3.1	2	0	0	0	0																			
Billy Plager	24	1	4	5	23	4.3	0	0	0	0	0																			

Team & Individual Results, Records & Stats

1968-1969 (37-25-14, 88 pts, 1st West Division)

#	DATE	VERSUS	SCORE	RECORD	#	DATE	VERSUS	SCORE	RECORD
1	10/11	@ Chicago	3-4	L 0-1-0	39	1/8	@ Chicago	1-3	L 18-11-10
2	10/12	LOS ANGELES	6-0	W 1-1-0	40	1/11	CHICAGO	6-1	W 19-11-10
3	10/16	MONTREAL	2-4	L 1-2-0	41	1/12	@ Minnesota	2-0	W 20-11-10
4	10/19	OAKLAND	4-1	W 2-2-0	42	1/15	PHILADELPHIA	4-3	W 21-11-10
5	10/23	@ Toronto	4-6	L 2-3-0	43	1/18	NY RANGERS	2-2	T 21-11-11
6	10/24	@ Boston	2-1	W 3-3-0	44	1/19	@ Minnesota	3-1	W 22-11-11
7	10/26	@ Pittsburgh	2-4	L 3-4-0	45	1/23	TORONTO	2-3	L 22-12-11
8	10/30	PHILADELPHIA	4-1	W 4-4-0	46	1/25	@ Boston	0-4	L 22-13-11
9	11/2	MINNESOTA	0-2	L 4-5-0	47	1/26	OAKLAND	3-1	W 23-13-11
10	11/3	@ Detroit	4-4	T 4-5-1	48	1/29	@ Pittsburgh	2-1	W 24-13-11
11	11/6	@ Pittsburgh	3-1	W 5-5-1	49	1/30	NY RANGERS	3-4	L 24-14-11
12	11/7	@ Philadelphia	8-0	W 6-5-1	50	2/1	@ Detroit	2-0	W 25-14-11
13	11/9	@ Montreal	1-4	L 6-6-1	51	2/2	TORONTO	5-3	W 26-14-11
14	11/10	@ Boston	1-1	T 6-6-2	52	2/4	@ Los Angeles	2-4	L 26-15-11
15	11/13	NY Rangers	3-1	W 7-6-2	53	2/6	BOSTON	3-1	W 27-15-11
16	11/16	DETROIT	1-1	T 7-6-3	54	2/8	@ NY Rangers	0-2	L 27-16-11
17	11/17	MINNESOTA	3-3	T 7-6-4	55	2/9	MONTREAL	4-4	T 27-16-12
18	11/20	OAKLAND	7-0	W 8-6-4	56	2/12	PITTSBURGH	2-0	W 28-16-12
19	11/23	CHICAGO	1-0	W 9-6-4	57	2/13	@ Philadelphia	2-1	W 29-16-12
20	11/27	BOSTON	4-4	T 9-6-5	58	2/15	LOS ANGELES	4-1	W 30-16-12
21	11/28	@ Detroit	3-1	W 10-6-5	59	2/16	MINNESOTA	6-0	W 31-16-12
22	11/30	PHILADELPHIA	1-0	W 11-6-5	60	2/19	PHILADELPHIA	3-1	W 32-16-12
23	12/4	CHICAGO	3-3	T 11-6-6	61	2/21	@ Oakland	2-3	L 32-17-12
24	12/7	PITTSBURGH	1-1	T 11-6-7	62	2/22	@ Los Angeles	3-1	W 33-17-12
25	12/8	@ Philadelphia	4-4	T 11-6-8	63	2/26	@ Toronto	2-3	L 33-18-12
26	12/11	@ Chicago	3-6	L 11-7-8	64	3/1	@ Montreal	0-3	L 33-19-12
27	12/12	@ Montreal	4-5	L 11-8-8	65	3/2	@ NY Rangers	1-2	L 33-20-12
28	12/14	@ Toronto	2-3	L 11-9-8	66	3/5	@ Pittsburgh	2-4	L 33-21-12
29	12/15	LOS ANGELES	3-1	W 12-9-8	67	3/8	@ OAKLAND	5-2	W 34-21-12
30	12/20	@ Oakland	1-0	W 13-9-8	68	3/9	@ Minnesota	2-2	T 34-21-13
31	12/21	NY RANGERS	2-2	T 13-9-9	69	3/11	MONTREAL	0-3	L 34-22-13
32	12/25	@ Minnesota	2-0	W 14-9-9	70	3/15	DETROIT	3-2	W 35-22-13
33	12/26	PITTSBURGH	3-2	W 15-9-9	71	3/16	MINNESOTA	2-3	L 35-23-13
34	12/28	BOSTON	2-6	L 15-10-9	72	3/19	TORONTO	1-1	T 35-23-14
35	1/1	@ Los Angeles	0-0	T 15-10-10	73	3/22	PITTSBURGH	1-2	L 35-24-14
36	1/3	@ Oakland	3-1	W 16-10-10	74	3/23	@ Philadelphia	3-4	L 35-25-14
37	1/4	DETROIT	3-1	W 17-10-10	75	3/26	@ Oakland	5-3	W 36-25-14
38	1/7	LOS ANGELES	5-0	W 18-10-10	76	3/29	@ Los Angeles	3-1	W 37-25-1

PLAYER	GP	G	A	TP	S	PCTG	GW	GT	F	PP	SH	PLAYER	GP	G	A	TP	S	PCTG	GW	GT	F	PP	SH
Red Berenson	76	35	47	82	288	12.2	6	4	7	7	1	Al Arbour	67	1	6	7	69	4.0	1	0	0	0	0
Gary Sabourin	75	25	23	48	228	11.0	3	2	5	3	0	Robert Plager	32	0	7	7	46	0.0	0	0	0	0	0
Ab McDonald	68	21	21	42	138	15.7	4	2	2	2	0	Terry Gray	8	4	0	4	19	21.1	1	0	1	2	0
Camille Henry	64	17	22	39	94	18.1	1	1	3	7	0	Myron Stankiewicz	16	0	2	2	17	0.0	0	0	0	0	0
Ron Schock	67	12	27	39	157	7.6	3	1	3	4	0	Ray Fortin	11	1	0	1	10	10.0	0	0	0	0	0
Frank St. Marseille	72	12	26	38	169	7.1	3	0	0	3	0	William Plager	2	0	0	0	3	0.0	0	0	0	0	0
Tim Ecclestone	68	11	23	34	151	7.3	4	0	2	1	0	Norm Dennis	2	0	0	0	4	0.0	0	0	0	0	0
Jim Roberts	72	14	19	33	129	10.9	1	2	2	2	1	GOALTENDER	GP	MIN	GA	ENG	SO	AVG	W-L-T				
Bill McCreary	71	13	17	30	130	10.0	4	0	6	3	1	Jacques Plante	37	2139	70	0	5	1.96	18-12-6				
Barclay Plager	61	4	26	30	88	4.5	1	0	1	0	0	Glenn Hall	41	2354	85	0	8	2.17	19-12-8				
Noel Picard	67	5	19	24	136	3.7	1	1	0	0	0	Ted Ouimet	1	60	2	0	0	2.00	0-1-0				
Doug Harvey	70	2	20	22	46	4.3	0	0	2	1	0	Gary Edwards	1	4	0	0	0	0.00	0-0-0				
Craig Cameron	72	11	5	16	123	8.9	1	0	1	2	0	Robbie Irons	1	3	0	0	0	0.00	0-0-0				
Terry Crisp	57	6	9	15	40	15.0	0	0	0	1	1												
Larry Keenan	47	5	9	14	73	6.9	2	0	2	0	0												
Jean-Guy Talbot	69	5	4	9	67	7.5	1	0	1	0	0												

1967-1968 (27-31-16, 70 pts, 3rd West Division)

#	DATE	VERSUS	SCORE	RECORD	#	DATE	VERSUS	SCORE	RECORD
1	10/11	MINNESOTA	2-2	T 0-0-1	38	1/10	@ Oakland	2-2	T 14-20-4
2	10/13	PITTSBURGH	1-3	L 0-1-1	39	1/11	@ Los Angeles	2-2	T 14-20-5
3	10/14	@ Pittsburgh	4-2	W 1-1-1	40	1/13	NY RANGERS	1-3	L 14-21-5
4	10/18	PHILADELPHIA	1-2	L 1-2-1	41	1/14	@ Chicago	2-2	T 14-21-6
5	10/21	LOS ANGELES	3-3	T 1-2-2	42	1/17	MINNESOTA	5-0	W 15-21-6
6	10/22	@ Detroit	0-1	L 1-3-2	43	1/21	@ Philadelphia	2-2	T 15-21-7
7	10/25	@ Minnesota	2-3	L 1-4-2	44	1/24	MINNESOTA	5-2	W 16-21-7
8	10/28	@ Montreal	1-4	L 1-5-2	45	1/25	@ Detroit	4-4	T 16-21-8
9	11/1	BOSTON	5-1	W 2-5-2	46	1/27	NY RANGERS	4-3	W 17-21-8
10	11/4	DETROIT	3-2	W 3-5-2	47	1/31	PITTSBURGH	9-4	W 18-21-8
11	11/8	@ Minnesota	1-5	L 3-6-2	48	2/1	@ Pittsburgh	0-2	L 18-22-8
12	11/11	@ Pittsburgh	5-1	W 4-6-2	49	2/3	OAKLAND	4-1	W 19-22-8
13	11/12	@ Chicago	2-5	L 4-7-2	50	2/7	BOSTON	4-6	L 19-23-8
14	11/15	CHICAGO	1-4	L 4-8-2	51	2/10	PHILADELPHIA	1-2	L 19-24-8
15	11/18	PITTSBURGH	3-5	L 4-9-2	52	2/11	@ Boston	3-3	T 19-24-9
16	11/19	@ Philadelphia	2-3	L 4-10-2	53	2/14	LOS ANGELES	2-2	T 19-24-10
17	11/22	MONTREAL	1-3	L 4-11-2	54	2/16	@ Pittsburgh	3-1	W 20-24-10
18	11/25	PHILADELPHIA	1-2	L 4-12-2	55	2/17	@ Minnesota	2-2	T 20-24-11
19	11/26	@ NY Rangers	0-1	L 4-13-2	56	2/21	@ Toronto	5-1	W 21-24-11
20	11/29	LOS ANGELES	3-2	W 5-13-2	57	2/22	@ Montreal	1-2	L 21-25-11
21	12/2	MINNESOTA	1-5	L 5-14-2	58	2/25	@ Los Angeles	2-4	L 21-26-11
22	12/3	@ Philadelphia	2-4	L 5-15-2	59	2/28	MONTREAL	3-3	T 21-26-12
23	12/6	@ Los Angeles	2-3	L 5-16-2	60	3/2	CHICAGO	3-3	T 21-26-13
24	12/9	@ Oakland	1-0	W 6-16-2	61	3/3	@ Boston	3-9	L 21-27-13
25	12/10	TORONTO	2-1	W 7-16-2	62	3/6	PITTSBURGH	4-2	W 22-27-13
26	12/13	OAKLAND	3-1	W 8-16-2	63	3/9	OAKLAND	3-1	W 23-27-13
27	12/14	@ Philadelphia	2-2	T 8-16-3	64	3/10	@ Oakland	1-0	W 24-27-13
28	12/16	PHILADELPHIA	0-1	L 8-17-3	65	3/13	TORONTO	3-3	T 24-27-14
29	12/17	@ NY Rangers	3-5	L 8-18-3	66	3/15	OAKLAND	1-1	T 24-27-15
30	12/20	@ Oakland	2-1	W 9-18-3	67	3/16	DETROIT	3-6	L 24-28-15
31	12/23	@ Los Angeles	0-4	L 9-19-3	68	3/20	@ Pittsburgh	2-4	L 24-29-15
32	12/25	@ Minnesota	1-0	W 10-19-3	69	3/22	@ Los Angeles	1-6	L 24-30-15
33	12/27	LOS ANGELES	4-2	W 11-19-3	70	3/23	@ Oakland	3-3	T 24-30-16
34	12/29	PITTSBURGH	2-1	W 12-19-3	71	3/27	PHILADELPHIA	3-0	W 25-30-16
35	12/30	@ Toronto	1-8	L 12-20-3	72	3/28	@ Philadelphia	0-2	L 25-31-16
36	1/3	OAKLAND	4-0	W 13-20-3	73	3/30	MINNESOTA	3-2	W 26-31-16
37	1/6	LOS ANGELES	2-1	W 14-20-3	74	3/31	@ Minnesota	5-3	W 27-31-16

PLAYER	GP	G	A	TP	S	PCTG	GW	GT	PP	SH	PLAYER	GP	G	A	TP	S	PCTG	GW	GT	PP	SH	
Red Berenson	55	22	29	51	219	10.0	7	3	5	7	0	Dickie Moore	27	5	3	8	37	13.5	1	0	1	0
Gerry Melnyk	73	15	35	50	144	10.4	3	0	3	3	1	Wayne Rivers	22	4	4	8	53	7.5	0	1	0	1
Jim Roberts	74	14	23	37	164	8.5	1	2	3	3	1	Ron Attwell	18	1	7	8	31	3.2	0	0	0	1
Frank St. Marseille	57	16	16	32	147	10.9	1	2	1	1	0	Robert Plager	53	2	5	7	52	3.8	0	0	0	0
Don McKenney	39	9	20	29	93	9.7	1	1	2	1	0	Roger Picard	15	2	2	4	45	4.4	0	0	1	0
Terry Crisp	74	9	20	29	135	6.7	1	1	3	0	1	Jean-Guy Talbot	23	0	4	4	29	0.0	0	0	0	0
Bill McCreary	70	13	13	26	154	8.4	2	0	1	2	4	Gary Veneruzzo	5	1	1	2	8	12.5	0	0	0	0
Gary Sabourin	50	13	10	23	121	10.7	2	1	2	1	2	Norm Beaudin	13	1	1	2	9	11.1	0	0	0	1
Larry Keenan	40	12	8	20	102	11.8	2	2	2	4	0	Ray Fortin	24	0	2	2	25	0.0	0	0	0	0
Barclay Plager	49	5	15	20	61	8.2	1	0	1	2	0	Gordon Kannegeisser	19	0	1	1	12	0.0	0	0	0	0
Ron Schock	55	9	9	18	116	7.8	1	0	1	4	0	Claude Cardin	1	0	0	0	1	0.0	0	0	0	0
Fred Hucl	43	2	13	15	85	2.4	0	0	1	1	0	Darryl Edestrand	12	0	0	0	12	0.0	0	0	0	0
Tim Ecclestone	50	6	8	14	97	6.2	0	1	0	3	0	GOALTENDER										
Ron Stewart	19	7	5	12	69	10.1	2	1	2	1	1	GP	MIN	GA	ENG	SO	AVG	W-L-T				
Noel Picard	66	1	10	11	120	0.8	1	0	1	0	0	Glenn Hall	49	2858	118	2	5	2.48	19-21-9			
Al Arbour	74	1	10	11	39	2.6	0	0	0	1	0	Seth Martin	30	1552	67	1	1	2.59	8-10-7			
Craig Cameron	32	7	2	9	43	16.3	1	1	2	0	0	Don Caley	1	30	3	0	0	6.00	0-0-0			

Team & Individual Results, Records & Stats

All-Time Year-By-Year Records

SEASON	GP	W	L	OTL/T	SOL/OTL	GF	GA	TP	FINISHED	PLAYOFF RESULT
2008-09	82	41	31	4	6	233	233	92	3rd Central Division	Lost Conference Quarterfinal
2007-08	82	33	36	8	5	205	237	79	5th Central Division	Did Not Qualify
2006-07	82	34	35	7	6	214	254	81	3rd Central Division	Did Not Qualify
2005-06	82	21	46	7	8	197	292	57	5th Central Division	Did Not Qualify
2003-04	82	39	30	11	2	191	198	91	2nd Central Division	Lost Conference Quarterfinal
2002-03	82	41	24	11	6	253	222	99	2nd Central Division	Lost Conference Quarterfinal
2001-02	82	43	27	8	4	227	188	98	2nd Central Division	Lost Conference Semifinal
2000-01	82	43	22	12	5	249	195	103	2nd Central Division	Lost Conference Final
1999-00	82	51	19	11	1	248	165	114	1st Central Division	Lost Conference Quarterfinal
1998-99	82	37	32	13	-	237	209	87	2nd Central Division	Lost Conference Semifinals
1997-98	82	45	29	8	-	256	204	98	3rd Central Division	Lost Conference Semifinals
1996-97	82	36	35	11	-	236	239	83	4th Central Division	Lost Conference Quarterfinal
1995-96	82	32	34	16	-	219	248	80	4th Central Division	Lost Conference Semifinal
1994-95	48	28	15	5	-	178	135	61	2nd Central Division	Lost Conference Quarterfinal
1993-94	84	40	33	11	-	270	283	91	4th Central Division	Lost Conference Quarterfinal
1992-93	84	37	36	11	-	282	278	85	4th Norris Division	Lost Division Final
1991-92	80	36	33	11	-	279	266	83	3rd Norris Division	Lost Division Semifinal
1990-91	80	47	22	11	-	310	250	105	2nd Norris Division	Lost Division Final
1989-90	80	37	34	9	-	295	279	83	2nd Norris Division	Lost Division Final
1988-89	80	33	35	12	-	275	285	78	2nd Norris Division	Lost Division Final
1987-88	80	34	38	8	-	278	294	76	2nd Norris Division	Lost Division Final
1986-87	80	32	33	15	-	281	293	79	1st Norris Division	Lost Division Semifinal
1985-86	80	37	34	9	-	302	291	83	3rd Norris Division	Lost Conference Final
1984-85	80	37	31	12	-	299	288	86	1st Norris Division	Lost Division Semifinal
1983-84	80	32	41	7	-	293	316	71	2nd Norris Division	Lost Division Final
1982-83	80	25	40	15	-	285	316	65	4th Norris Division	Lost Division Semifinal
1981-82	80	32	40	8	-	315	349	72	3rd Norris Division	Lost Division Final
1980-81	80	45	18	17	-	352	281	107	1st Smythe Division	Lost Quarterfinal
1979-80	80	34	34	12	-	266	278	80	2nd Smythe Division	Lost Preliminary
1978-79	80	18	50	12	-	249	348	48	3rd Smythe Division	Did Not Qualify
1977-78	80	20	47	13	-	195	304	53	4th Smythe Division	Did Not Qualify
1976-77	80	32	39	9	-	239	276	73	1st Smythe Division	Lost Quarterfinal
1975-76	80	29	37	14	-	249	290	72	3rd Smythe Division	Lost Preliminary
1974-75	80	35	31	14	-	269	267	84	2nd Smythe Division	Lost Preliminary
1973-74	78	26	40	12	-	206	248	64	6th West Division	Did Not Qualify
1972-73	78	32	34	12	-	233	251	76	4th West Division	Lost Quarterfinal
1971-72	78	28	39	11	-	208	247	67	3rd West Division	Lost Semifinal
1970-71	78	34	25	19	-	223	208	87	2nd West Division	Lost Quarterfinal
1969-70	76	37	27	12	-	224	179	86	1st West Division	Lost Final
1968-69	76	37	25	14	-	204	157	88	1st West Division	Lost Final
1967-68	74	27	31	16	-	177	191	70	3rd West Division	Lost Final
Totals	3,260	1,417	1,342	458	43	10,201	10,332	3,335	7 Division Titles	

* The NHL adopted the Shootout for the 2005-06 season



All-Time Home & Road Records

SEASON	GP	W	HOME L	OTL/T	SOL/OTL	PTS	W	ROAD L	OTL/T	SOL/OTL	PTS
2008-09	82	23	13	3	2	51	18	18	1	4	41
2007-08	82	20	15	3	3	46	13	21	5	2	33
2006-07	82	18	19	3	1	40	16	16	4	5	41
2005-06	82	12	23	3	3	30	9	23	4	5	27
2003-04	82	23	11	7	0	53	16	19	4	2	38
2002-03	82	23	11	4	3	53	18	13	7	3	46
2001-02	82	27	12	1	1	56	16	15	7	3	42
2000-01	82	28	5	5	3	64	15	17	7	2	39
1999-00	82	24	9	7	1	56	27	10	4	0	58
1998-99	82	18	17	6	-	42	19	15	7	-	45
1997-98	82	26	10	5	-	57	19	19	3	-	41
1996-97	82	17	20	4	-	38	19	15	7	-	45
1995-96	82	15	17	9	-	39	17	17	7	-	41
1994-95	48	16	6	2	-	34	12	9	3	-	27
1993-94	84	23	11	8	-	54	17	22	3	-	37
1992-93	84	22	13	7	-	51	15	23	4	-	34
1991-92	80	25	12	3	-	53	11	21	8	-	30
1990-91	80	24	9	7	-	55	23	13	4	-	50
1989-90	80	20	15	5	-	45	17	19	4	-	38
1988-89	80	22	11	7	-	51	11	24	5	-	27
1987-88	80	18	17	5	-	41	16	21	3	-	35
1986-87	80	21	12	7	-	49	11	21	8	-	30
1985-86	80	23	11	6	-	52	14	23	3	-	31
1984-85	80	21	12	7	-	49	16	19	5	-	3
1983-84	80	23	14	3	-	49	9	27	4	-	22
1982-83	80	16	16	8	-	40	9	24	7	-	25
1981-82	80	22	14	4	-	48	10	26	4	-	24
1980-81	80	29	7	4	-	62	16	11	13	-	45
1979-80	80	20	13	7	-	47	14	21	5	-	33
1978-79	80	14	20	6	-	34	4	30	6	-	14
1977-78	80	12	20	8	-	32	8	27	5	-	21
1976-77	80	22	13	5	-	49	10	26	4	-	24
1975-76	80	20	12	8	-	48	9	25	6	-	24
1974-75	80	23	13	4	-	50	12	18	10	-	34
1973-74	78	16	16	7	-	39	10	24	5	-	25
1972-73	78	21	11	7	-	49	11	23	5	-	27
1971-72	78	17	17	5	-	39	11	22	6	-	28
1970-71	78	23	7	9	-	55	11	18	10	-	32
1969-70	76	24	9	5	-	53	13	18	7	-	33
1968-69	76	21	8	9	-	51	16	17	5	-	37
1967-68	74	18	12	7	-	43	9	19	9	-	27
TOTALS	3,260	850	533	230	17	1,947	567	809	228	26	1,354

*The NHL adopted the shootout for the 2005-06 season

Team & Individual Results, Records & Stats

All-Time Overtime Records

BLUES VS. NHL IN OVERTIME

TEAM	GP	W	L	T	TEAM	GP	W	L	T
Anaheim	13	5	3	5	Montreal	12	1	3	8
Atlanta	2	0	1	1	Nashville	13	4	5	4
Boston	12	4	3	5	New Jersey	11	4	2	5
Buffalo	9	4	1	4	N.Y. Islanders	14	2	3	9
Calgary	17	5	4	8	N.Y. Rangers	9	0	2	7
Carolina	6	2	0	4	Ottawa	2	0	0	2
Chicago	34	5	9	20	Philadelphia	7	2	3	2
Colorado	13	3	1	9	Phoenix	19	4	3	12
Columbus	7	3	1	3	Pittsburgh	9	2	1	6
Dallas	32	5	6	21	San Jose	6	2	2	2
Detroit	39	9	5	25	Tampa Bay	6	2	1	3
Edmonton	18	5	5	8	Toronto	28	7	8	13
Florida	5	1	1	3	Vancouver	16	1	7	8
Los Angeles	15	2	0	13	Washington	8	0	1	7
Minnesota	10	3	2	5	TOTALS	392	87	83	222

Overtime was adopted for the 1983-84 season

The four-on-four overtime format was adopted for the 1999-2000 season

NHL adopted shootout starting in the 2005-06 season

YEAR-BY-YEAR OVERTIME RECORDS

SEASON	GP	W	L	T	TP	SEASON	GP	W	L	T	TP
2008-09**	20	4	4	--	8	1993-94	17	4	2	11	19
2007-08**	17	1	8	--	10	1992-93	17	2	4	11	15
2006-07**	23	4	7	--	15	1991-92	15	2	2	11	15
2005-06**	22	3	7	--	13	1990-91	18	3	4	11	17
2003-04	24	11	2	11	35	1989-90	15	2	4	9	13
2002-03	23	6	6	11	29	1988-89	16	3	1	12	18
2001-02	18	6	4	8	24	1987-88	14	2	4	8	12
2000-01	23	6	5	12	29	1986-87	21	4	2	15	23
1999-2000*	17	5	1	11	22	1985-86	17	5	3	9	19
1998-99	15	1	1	13	15	1984-85	15	2	1	12	16
1997-98	12	2	2	8	12	1983-84	11	3	1	7	13
1996-97	13	1	1	11	13	TOTALS	428	84	78	222	430
1995-96	18	1	1	16	18	*NHL adopted overtime loss starting in the 1999-2000 season; teams earn one point for overtime loss					
1994-95	7	1	1	5	7	**NHL adopted shootout starting in the 2005-06 season					

All-Time Overtime Wins

DATE	OPPONENT	SCORE	GOAL SCORER	TIME	DATE	OPPONENT	SCORE	GOAL SCORER	TIME
3/7/09	@ Tampa Bay	4-3	Boyes	0:27	11/22/99	Nashville	3-2	Eastwood	2:39
2/19/09	@ Nashville	2-1	Tkachuk	2:52	10/30/99	Detroit	5-4	Demitra	:56
11/21/08	Anaheim	3-2	Stempniak	2:39	10/21/99	Edmonton	3-2	Finley	:19
11/14/08	@ Chicago	4-3	McDonald	2:15	2/1/99	@ Edmonton	4-3	Turgeon	:35
3/28/08	@ Detroit	4-3	Boyes	2:43	12/6/97	Calgary	4-3	Courtnall	4:38
3/17/07	@Edmonton	3-2	Brewer	2:04	10/9/97	Los Angeles	3-2	Hull	3:16
3/1/07	@ NY Islanders	3-2	Stempniak	:25	11/21/96	Phoenix	4-3	York	:57
1/26/07	Detroit	2-1	Guerin	1:09	2/22/96	@ Chicago	4-3	Noonan	3:14
12/23/07	Buffalo	3-2	Guerin	1:35	2/2/95	@ Winnipeg	5-4	Hull	3:32
3/13/06	Columbus	3-2	Backman	3:49	3/20/94	@ Chicago	4-3	Stastny	:33
3/10/06	Minnesota	2-1	Stempniak	:25	1/24/94	@ Anaheim	3-2	Miller	1:10
2/4/06	Dallas	4-3	Jackman	2:16	1/2/94	Calgary	4-3	Janney	3:52
3/27/04	Chicago	4-3	Salvador	1:50	11/6/93	Edmonton	6-5	Ron Sutter	:15
3/9/04	NY Islanders	3-2	Demitra	1:01	1/7/93	Calgary	3-2	Shanahan	2:58
2/19/04	Tampa Bay	4-3	Weight	1:06	12/26/92	@ Chicago	3-2	Baron	1:35
2/14/04	Pittsburgh	3-2	Boguniecki	2:06	11/14/91	Winnipeg	2-1	Norwood	2:31
1/19/04	@ Florida	2-1	Demitra	:48	10/10/91	Edmonton	3-2	Hull	4:31
12/16/03	Columbus	2-1	Tkachuk	4:17	2/6/91	@ Buffalo	5-4	Hull	4:15
12/12/03	@ Columbus	3-2	Weight	4:51	1/31/91	Hartford	4-3	Brind'Amour	:55
12/9/03	@ Toronto	3-2	Pronger	:30	1/26/91	Detroit	5-4	Courtnall	2:12
11/25/03	Boston	4-3	Weight	4:18	2/13/90	@ Minnesota	2-1	Meagher	2:49
11/13/03	@ San Jose	4-3	Cajane	4:45	1/4/90	Philadelphia	5-4	G. Cavallini	2:44
11/4/03	Anaheim	2-1	Tkachuk	4:29	4/1/89	Toronto	4-3	G. Cavallini	4:10
3/20/03	Anaheim	3-2	Demitra	2:22	3/30/89	Quebec	4-3	Paslawski	1:39
3/4/03	Nashville	2-1	Papineau	1:45	3/16/89	@ Philadelphia	4-3	Hull	3:21
1/30/03	Buffalo	2-1	Tkachuk	3:26	3/26/88	Toronto	3-2	Paslawski	2:07
11/21/02	Los Angeles	3-2	Khavanov	1:02	11/25/87	@ Minnesota	4-3	Meagher	1:19
10/26/02	Calgary	4-3	Boguniecki	4:35	4/5/87	@ Detroit	3-2	Ramage	3:49
10/15/02	Carolina	2-1	Koivisto	3:49	3/9/87	Toronto	3-2	Paslawski	4:01
4/13/02	Detroit	3-2	Pronger	3:51	2/21/87	Quebec	4-3	Paslawski	1:23
4/3/02	@ Dallas	2-1	Demitra	2:29	11/28/86	@ Detroit	2-1	Hunter	4:10
1/21/02	@ Boston	4-3	Salvador	2:48	3/20/86	@ Detroit	3-2	Norwood	2:49
1/19/02	Boston	2-1	Tkachuk	3:29	3/11/86	Buffalo	3-2	Bourgeois	2:06
1/20/02	Pittsburgh	2-1	Demitra	3:35	11/16/85	Vancouver	6-5	Mullen	2:09
1/19/01	@ Minnesota	3-2	Tkachuk	:46	11/12/85	Toronto	4-3	Mullen	2:57
2/24/01	Boston	3-2	Turgeon (PPG)	1:20	11/3/85	@ Winnipeg	4-3	Gilmour	3:55
2/10/01	@ Colorado	4-3	Corso	:50	4/7/85	Detroit	6-5	Mullen	1:35
1/25/01	New Jersey	4-3	Turgeon	3:17	10/31/84	Toronto	6-5	Sutter	1:08
11/29/00	@ Toronto	6-5	Hecht	:18	3/10/84	New Jersey	6-5	Ramage (PPG)	3:09
10/28/00	Dallas	4-3	MacInnis	:15	1/20/84	@ New Jersey	4-3	Mullen	1:22
2/1/00	@ Calgary	5-4	Demitra	2:02	12/27/83	@ New Jersey	5-4	Sutter	1:25
12/30/99	San Jose	2-1	MacInnis	3:40					

Team & Individual Results, Records & Stats

All-Time Shootout Results

REGULAR SEASON SHOOTOUT WINS

Date	Opponent	Shootout Score	GW Shootout Goal	Date	Opponent	Shootout Score	GW Shootout Goal
3/28/09	Columbus	2-1	Perron	2/20/07	Columbus	2-0	Stempniak
1/19/09	Boston	2-0	Boyes	1/9/07	@ Columbus	3-2	Stempniak
12/27/08	San Jose	2-1	Winchester	11/24/06	@ Detroit	2-0	Rucinsky
11/25/08	Nashville	2-0	Perron	11/22/06	@ Columbus	1-0	Guerin
10/18/08	Chicago	2-1	Oshie	10/12/06	Boston	2-1	Stempniak
10/13/08	Toronto	2-1	Boyes	2/12/06	Edmonton	1-0	Wideman
3/18/08	@Montreal	1-0	Boyes	2/2/06	Chicago	2-1	Stempniak
2/1/08	Anaheim	2-0	McDonald	1/30/06	Calgary	3-2	Stempniak
11/17/07	@ Nashville	1-0	Boyes	12/23/05	@ San Jose	2-1	Cajanek
3/24/07	@ Detroit	1-0	Weight				

BLUES ALL-TIME INDIVIDUAL SHOOTOUT STATS

Player	Goals	Attempts	Percentage	GW Shootout Goals	Goaltender	Saves	Attempts	Percentage	W-L
Brad Boyes	10	21	47.6%	3	Manny Legace	40	55	72.7%	10-7
Doug Weight	7	17	41.2%	1	Curtis Sanford	16	31	51.6%	3-7
Lee Stempniak	6	13	46.2%	5	Chris Mason	11	18	61.1%	3-4
Andy McDonald	3	9	33.3%	1	Jason Bacashihua	7	10	70.0%	2-1
David Perron	3	11	27.3%	2	Hannu Toivonen	7	9	77.8%	1-2
Jay McClement	2	4	50.0%	0	Patrick Lalime	2	5	40.0%	0-2
Martin Rucinsky	2	7	28.6%	1	Ben Bishop	2	4	50.0%	0-1
Keith Tkachuk	2	10	20.0%	0	Reinhard Divis	1	3	33.3%	0-1
Dennis Wideman	2	7	28.6%	1					
T.J. Oshie	2	6	33.3%	2					
Petr Cajanek	1	6	16.7%	1					
Bill Guerin	1	2	50.0%	1					
Dean McAmmond	1	6	16.7%	0					
Brad Winchester	1	1	100.0%	1					
Paul Kariya	0	7	0.0%	0					
Glen Metropolit	0	1	0.0%	0					
Peter Sejna	0	1	0.0%	0					
Mike Sillinger	0	4	0.0%	0					
Scott Young	0	1	0.0%	0					
Patrik Berglund	0	1	0.0%	0					
David Backes	0	1	0.0%	0					

YEAR BY YEAR SHOOTOUT RECORDS

SEASON	SO	W	L
2008-09	12	6	6
2007-08	8	3	5
2006-07	12	6	6
2005-06	12	4	8
TOTALS	44	19	25

NHL adopts shootouts starting in the 2005-06 season

All-Time Shootout Results

BLUES ALL-TIME SHOOTOUT RESULTS

Date	Opponent	W/L	SO Score	Winning SO Scorer	Winning/Losing Goalie
3/28/09	Columbus	W	2-1	David Perron	C. Mason/S. Mason
3/17/09	@ Edmonton	L	0-1	Alex Kotalik	Rolosen/Mason
2/12/09	@ Nashville	L	0-1	Steve Sullivan	Rinne/Mason
2/5/09	Edmonton	L	0-2	Robert Nilsson	Rolosen/Mason
2/2/09	@ Detroit	L	1-2	Marian Hossa	Osgood/Mason
1/19/09	@ Boston	W	2-0	Brad Boyes	Mason/Thomas
12/27/08	San Jose	W	2-1	Brad Winchester	Legace/Nabokov
11/25/08	@ Nashville	W	2-0	David Perron	Mason/Ellis
11/16/08	Montreal	L	0-1	Alex Kovalev	Price/Legace
11/6/08	@ San Jose	L	1-2	Ryane Clowe	Nabokov/Bishop
10/18/08	Chicago	W	2-1	T.J. Oshie	Legace/Khabibulin
10/13/08	@ Toronto	W	2-1	Brad Boyes	Legace/Toskala
3/18/08	@ Montreal	W	1-0	Brad Boyes	Legace/Halak
2/10/08	Minnesota	L	1-2	Brent Burns	Harding/Legace
2/1/08	Anaheim	W	2-0	Andy McDonald	Legace/Giguere
1/23/08	@ Vancouver	L	0-1	Daniel Sedin	Luongo/Legace
1/13/08	Vancouver	L	0-1	Alexander Edler	Luongo/Legace
12/29/07	@ Dallas	L	0-1	Mike Modano	Smith/Toivonen
12/11/07	Edmonton	L	0-1	Shawn Horcoff	Garon/Toivonen
11/17/07	@ Nashville	W	1-0	Brad Boyes	Toivonen/Mason
3/24/07	@ Detroit	W	1-0	Doug Weight	Bacashihua/Hasek
3/12/07	@ Calgary	L	0-2	Alex Tanguay	Kiprusoff/Bacashihua
3/3/07	@ NY Rangers	L	2-3	Marcel Hossa	Valiquette/Sanford
2/20/07	Columbus	W	2-0	Lee Stempniak	Legace/Norrena
1/15/07	@ Phoenix	L	1-2	Ladislav Nagy	Tellqvist/Legace
1/9/07	@ Columbus	W	3-2	Lee Stempniak	Legace/Norrena
12/26/06	@ Nashville	L	0-1	Alexander Radulov	Mason/Legace
12/16/06	@ Nashville	L	0-1	Paul Kariya	Mason/Legace
11/24/06	@ Detroit	W	2-0	Martin Rucinsky	Legace/Hasek
11/22/06	@ Columbus	W	1-0	Bill Guerin	Legace/Leciaire
10/30/06	Anaheim	L	0-2	Ryan Getzlaf	Giguere/Sanford
10/12/06	Boston	W	2-1	Lee Stempniak	Legace/Thomas
4/4/06	@ Minnesota	L	1-2	Brian Rolston	Harding/Divis
3/11/06	Los Angeles	L	0-1	Luc Robitaille	Garon/Lalime
3/7/06	Colorado	L	0-1	Milan Hejduk	Aebischer/Sanford
2/12/06	@ Edmonton	W	1-0	Dennis Wideman	Sanford/Morrison
2/2/06	Chicago	W	2-1	Lee Stempniak	Sanford/Crawford
1/30/06	Calgary	W	3-2	Lee Stempniak	Sanford/Kiprusoff
1/25/06	@ Dallas	L	0-2	Sergei Zubov	Turco/Sanford
1/20/06	@ Columbus	L	0-1	Rick Nash	Denis/Sanford
1/19/06	@ Washington	L	1-2	Matt Pettinger	Kolzig/Sanford
12/31/05	Anaheim	L	0-1	Chris Kunitz	Giguere/Sanford
12/23/05	@ San Jose	W	2-1	Petr Cajanek	Bacashihua/Nabokov
10/20/05	@ Nashville	L	0-2	Steve Sullivan	Vokoun/Lalime

BLUES vs. NHL in SHOOTOUTS

Team	SO	W	L
Anaheim	3	1	2
Boston	2	2	0
Calgary	2	1	1
Chicago	2	2	0
Colorado	1	0	1
Columbus	5	4	1
Dallas	2	0	2
Detroit	3	2	1
Edmonton	4	1	3
Los Angeles	1	0	1
Minnesota	2	0	2
Montreal	2	1	1
Nashville	6	2	4
NY Rangers	1	0	1
Phoenix	1	0	1
San Jose	3	2	1
Toronto	1	1	0
Vancouver	2	0	2
Washington	1	0	1
TOTALS	44	19	25

NHL adopts shootouts starting in the 2005-06 season

Team & Individual Results, Records & Stats

All-Time Regular-Season Special Teams

SEASON	GP	PENALTY MINUTES			POWER PLAY			PENALTY KILLING			SHORTHANDED	
		PIM	BMI	AVG	ADV	PPG	PCTG	TSH	PPGA	PCTG	GF	GA
2008-09	82	1226	22	15.2	351	72	20.5	357	58	83.8	10	8
2007-08	82	1137	16	14.1	334	47	14.1%	359	56	84.4%	3	13
2006-07	82	1203	20	14.9	381	46	12.1%	414	83	80.0%	7	10
2005-06	82	1355	18	16.7	512	75	14.6%	461	82	82.2%	6	8
2003-04	82	1246	14	15.5	341	61	17.9%	369	57	84.6%	11	7
2002-03	82	1618	16	19.7	391	80	20.5%	389	71	81.7%	11	7
2001-02	82	1343	26	16.4	356	62	17.4%	379	56	85.2%	5	7
2000-01	82	1345	14	16.4	385	72	18.7%	389	57	85.3%	15	7
1999-2000	82	1139	22	13.9	342	61	17.8%	345	42	87.8%	13	3
1998-99	82	1308	6	16	301	61	20.3%	387	47	87.9%	7	4
1997-98	82	1414	8	17.2	368	62	16.8%	367	49	86.6%	12	4
1996-97	82	1336	24	16.3	327	50	15.3%	332	55	83.4%	9	8
1995-96	82	1823	26	22.2	448	74	16.5%	482	82	83.0%	11	8
1994-95	48	1077	16	22.4	220	36	16.4%	233	46	80.3%	7	2
1993-94	84	1659	20	19.8	420	86	20.5%	388	73	81.2%	17	14
1992-93	84	1889	30	22.5	425	93	21.9%	429	70	83.7%	14	15
1991-92	80	2041	12	25.5	359	69	19.2%	389	64	83.5%	16	12
1990-91	80	1987	20	24.8	348	70	20.1%	339	55	83.8%	10	18
1989-90	80	1809	12	22.6	351	79	22.5%	351	67	80.9%	9	12
1988-89	80	1675	14	20.9	370	74	20.0%	356	83	76.7%	5	12
1987-88	80	1919	22	24	413	82	19.9%	402	83	79.4%	13	5
1986-87	80	1572	6	19.7	324	79	24.4%	303	58	80.9%	6	11
1985-86	80	1478	10	18.5	362	78	21.5%	324	74	77.2%	9	14
1984-85	80	1303	14	16.3	300	66	22.0%	306	73	76.1%	7	9
1983-84	80	1612	20	20.2	347	79	22.8%	363	91	74.9%	4	16
1982-83	80	1281	12	16	316	68	21.5%	336	63	81.3%	9	12
1981-82	80	1579	8	19.7	344	76	22.1%	357	83	76.8%	10	13
1980-81	80	1657	34	20.7	359	85	23.7%	338	61	82.0%	16	12
1979-80	80	1037	14	13	289	53	18.3%	263	40	84.8%	5	4
1978-79	80	1055	10	13.2	281	48	17.1%	244	63	74.2%	3	8
1977-78	80	845	10	10.6	264	44	16.7%	194	52	73.2%	2	3
1976-77	80	877	10	11	249	47	18.9%	259	47	81.9%	4	7
1975-76	80	1274	16	15.9	298	55	18.5%	376	98	73.9%	21	3
1974-75	80	1275	14	15.9	286	50	17.5%	328	77	76.5%	6	5
1973-74	78	1147	10	14.7	275	39	14.2%	313	56	82.1%	4	9
1972-73	78	1195	4	15.3	251	37	14.7%	272	51	81.3%	6	1
1971-72	78	1138	12	14.7	270	38	14.1%	280	65	76.8%	13	11
1970-71	78	1068	24	14	312	56	17.9%	285	49	82.8%	9	8
1969-70	76	862	14	11.5	287	72	25.1%	265	41	84.5%	5	9
1968-69	76	838	0	11	250	38	15.2%	242	45	81.4%	4	6
1967-68	74	792	0	10.7	223	38	17.0%	245	39	84.1%	10	7
Totals	3,260	55,434	620	17	13,630	2,558	18.8%	13,810	2,562	81.4%	364	352

Career Regular-Season Hat Tricks

SEASON	PLAYER	DATE	#	OPPONENT	SEASON	PLAYER	DATE	#	OPPONENT
2008-09	David Backes	4/2	1 (4g)	@ Detroit	1985-86	Doug Gilmour	2/23	1	@ Hartford
	B.J. Crombeen	12/8	1	Nashville		Mark Hunter	2/23	2	@ Hartford
2007-08	Paul Kariya	12/29	1	@ Dallas		Greg Paslawski	12/26	2	Chicago
2006-07	Bill Guerin	2/13	1	San Jose		Greg Paslawski	12/10	1	Edmonton
2005-06	NONE					Mark Hunter	11/26	1	Toronto
2003-04	Doug Weight	10/29	1	@ Detroit	1984-85	Doug Wickenheiser	3/10	1	Detroit
2002-03	Scott Mellanby	3/6	1 (4 ppg's)	Phoenix		Jorgen Pettersson	2/14	5	Toronto
	Pavol Demitra	11/29	3	Calgary		Brian Sutter	1/18	7	@ Winnipeg
2001-02	Cory Stillman	1/5	1	Dallas		Alain Lemieux	11/27	1	@ Vancouver
2000-01	Michal Handzus	12/23	1	Anaheim		Mark Redies	11/20	1	@ Vancouver
	Pavol Demitra	12/20	2	@ NY Rangers		Joe Mullen	11/16	2	Quebec
	Pierre Turgeon	12/15	3	@ Atlanta		Jorgen Pettersson	11/8	4	@ Pittsburgh
1999-2000	Stephane Richer	2/25	1	Colorado		Dave Barr	10/20	1	New Jersey
	Pavol Demitra	2/12	1	Anaheim		Kevin LaVallee	10/20	1	New Jersey
	Mike Eastwood	12/21	1	@ Phoenix	1983-84	Bernie Federko	3/24	9	@ Edmonton
	Pierre Turgeon	12/2	2	Nashville		Joe Mullen	3/20	1	Winnipeg
1998-99	Craig Conroy	2/26	1	@ Calgary		Bernie Federko	2/1	8	@ Minnesota
	Pierre Turgeon	11/10	1	Chicago		Wayne Babych	12/6	3	Buffalo
	Al MacInnis	10/12	2	@ NY Rangers		Bernie Federko	11/29	7	NY Islanders
1997-98	Geoff Courtnall	3/22	2	@ Calgary	1982-83	Perry Turnbull	1/22	2	Calgary
	Brett Hull	10/9	27	Los Angeles		Brian Sutter	11/16	6	New Jersey
1996-97	Brett Hull	2/6	26	Dallas		Brian Sutter	10/30	5	Washington
	Brett Hull	12/22	25	Los Angeles	1981-82	Bernie Federko	3/26	6	@ Winnipeg
	Al MacInnis	12/11	1	@ Dallas		Bernie Federko	2/27	5	Detroit
1995-96	Brett Hull	3/15	24	@ San Jose		Blake Dunlop	2/2	1	Winnipeg
	Geoff Courtnall	11/11	1	@ NY Islanders		Brian Sutter	1/9	4	Washington
	Brett Hull	10/10	23 (4g)	Edmonton	1980-81	Jorgen Pettersson	2/28	3	Washington
1994-95	Brett Hull	4/16	22 (4g)	Detroit		Jorgen Pettersson	2/7	2	Vancouver
	Brett Hull	2/4	21	Dallas		Perry Turnbull	2/5	1 (4g)	Toronto
1993-94	Brendan Shanahan	4/12	5	@ Dallas		Wayne Babych	12/30	2	Toronto
	Brett Hull	3/25	20	Dallas		Brian Sutter	12/6	3	Winnipeg
	Steve Duchesne	3/7	1	@ Toronto		Tony Currie	11/22	1	Detroit
	Brendan Shanahan	2/26	4	@ Ottawa		Larry Patey	11/2	1	@ Chicago
	Brett Hull	2/1	19	Toronto		Jorgen Pettersson	10/28	1	NY Rangers
	Brendan Shanahan	12/26	3	Chicago	1979-80	Bernie Federko	2/9	4	Buffalo
	Brett Hull	12/19	18	@ Edmonton		Wayne Babych	10/23	1	Boston
	Kevin Miller	10/21	2	San Jose	1978-79	Brian Sutter	2/21	2	@ NY Rangers
	Brendan Shanahan	10/7	2	Florida		Brian Sutter	10/13	1	@ Vancouver
1992-93	Craig Janney	4/4	2	@ Chicago	1977-78	Red Berenson	2/28	5	Minnesota
	Brendan Shanahan	12/17	1	NY Rangers		Garry Unger	11/1	7	Los Angeles
	Kevin Miller	12/1	1	Hartford	1976-77	Bernie Federko	4/2	3	Cleveland
	Vitali Prokhorov	10/31	1	Philadelphia		Bernie Federko	2/19	2	Washington
1991-92	Brett Hull	3/2	17	@ Vancouver		Claude Larose	2/15	2	Chicago
	Brett Hull	2/27	16	Washington		Claude Larose	2/8	1	Pittsburgh
	Craig Janney	2/15	1	Calgary		Bernie Federko	2/5	1	Buffalo
	Brett Hull	1/16	15	Montreal	1975-76	Red Berenson	3/27	4	Minnesota
	Brett Hull	1/8	14	@ NY Rangers		Ted Irvine	2/1	1	@ Pittsburgh
	Brett Hull	12/21	13	NY Islanders		Chuck Leffley	1/17	1	Boston
	Brett Hull	12/10	12	@ NY Islanders		Garry Unger	11/26	6	Kansas City
	Brett Hull	11/30	11	Detroit	1974-75	Pierre Plante	3/14	3	Kansas City
	Brett Hull	11/9	10	Hartford		Pierre Plante	12/17	2	NY Islanders
1990-91	Brett Hull	3/7	9	@ Boston		Pierre Plante	11/2	1	Atlanta
	Brett Hull	2/23	8	Boston		Lawrence Sacharuk	10/12	1	@ Vancouver
	Brett Hull	10/25	7	Toronto	1973-74	Garry Unger	1/30	5	California
	Brett Hull	10/24	6	@ Toronto		Garry Unger	12/11	4	Toronto
1989-90	Paul MacLean	3/24	1	@ Los Angeles		Garry Unger	11/13	3	Vancouver
	Brett Hull	2/25	5	@ Montreal	1972-73	NONE			
	Brett Hull	2/15	4	Quebec	1971-72	Mike Murphy	3/25	1	Detroit
	Gino Cavallini	2/10	1	New Jersey		Jack Egers	2/5	1	NY Rangers
	Brett Hull	1/14	3	@ Winnipeg		Garry Unger	10/30	2	Philadelphia
	Brett Hull	12/20	2	@ Chicago	1970-71	Garry Unger	3/13	1	Buffalo
	Brett Hull	10/18	1	@ Pittsburgh	1969-70	Gary Sabourin	3/11	1	@ Minnesota
1988-89	Bernie Federko	2/27	11	@ Toronto		Ab McDonald	11/19	1	@ Pittsburgh
	Tony McKegney	10/14	2	@ Detroit		Red Berenson	11/1	3	Philadelphia
1987-88	Bernie Federko	3/13	10	@ Los Angeles	1968-69	Red Berenson	11/7	1-2	@ Philadelphia
	Doug Gilmour	1/28	2	Minnesota		Camille Henry	11/3	1	@ Detroit
	Tony McKegney	1/23	1	@ Quebec	1967-68	NONE			
1986-87	Mark Hunter	2/21	3	Quebec					
	Cliff Ronning	1/12	1	@ Minnesota					
	Rick Meagher	12/26	1	@ Chicago					

= Indicates number of hat tricks with St. Louis

Team & Individual Results, Records & Stats

All-Time Regular-Season Penalty Shots

Penalty Shots For SEASON	DATE	PLAYER	GOALTENDER	TEAM	RESULT
2007-08	Dec. 9	Jay McClement	Jose Theodore	@ Colorado	successful
2005-06	Oct. 30	Lee Stempniak	Mikael Tellqvist	Phoenix	unsuccessful
	Mar. 11	Keith Tkachuk	Mathieu Garon	Los Angeles	unsuccessful
	Jan. 19	Mike Sillinger	Olaf Kolzig	@ Washington	unsuccessful
	Dec. 16	Doug Weight	Nikolai Khabibulin	@ Chicago	unsuccessful
	Oct. 11	Jay McClement	Nikolai Khabibulin	Chicago	successful
2003-04	Feb. 28	Pavol Demitra	Johan Hedberg	@ Vancouver	unsuccessful
	Dec. 16	Pavol Demitra	Marc Denis	Columbus	unsuccessful
	Nov. 22	Keith Tkachuk	Marty Turco	Dallas	unsuccessful
	Nov. 6	Eric Nickulas	Dan Cloutier	Vancouver	unsuccessful
2002-03	Oct. 30	Cory Stillman	Mike Dunham	vs. Nashville	unsuccessful
2001-02	Apr. 9	Keith Tkachuk	Jan Lasek	vs. Nashville	unsuccessful
	Jan. 8	Sergei Varlamov	Evgeni Nabokov	@ San Jose	unsuccessful
2000-01	Feb. 26	Marty Reasoner	Evgeni Nabokov	vs. San Jose	unsuccessful
1999-2000	Dec. 30	Pierre Turgeon	Steve Shields	vs. San Jose	unsuccessful
	Nov. 18	Terry Yake	Sean Burke	vs. Florida	unsuccessful
1998-99	Jan. 26	Terry Yake	Steve Shields	@ San Jose	unsuccessful
	Oct. 29	Geoff Courttnall	Chris Osgood	vs. Detroit	successful
1997-98	Mar. 22	Darren Turcotte	Rick Tabaracci	@ Calgary	unsuccessful
1996-97	Dec. 13	Geoff Courttnall	Jeff Hackett	vs. Chicago	successful
1995-96	Jan. 4	Brett Hull	Jeff Hackett	@ Chicago	unsuccessful
1994-95	Mar. 26	Brett Hull	Bill Ranford	vs. Edmonton	unsuccessful
1993-94	Dec. 17	Kevin Miller	Mike Vernon	@ Calgary	unsuccessful
	Nov. 3	Philippe Bozon	Bob Essensa	@ Winnipeg	unsuccessful
1992-93	Apr. 3	Philippe Bozon	Ed Belfour	vs. Chicago	successful
	Mar. 20	Craig Jannney	Robb Stauber	@ Los Angeles	unsuccessful
	Dec. 31	Brett Hull	Glenn Healy	vs. NY Islanders	unsuccessful
	Dec. 27	Brendan Shanahan	Grant Fuhr	vs. Toronto	unsuccessful
1990-91	Nov. 23	Rich Sutter	Tim Cheveldae	@ Detroit	unsuccessful
1988-89	Feb. 14	Greg Paslawski	Clint Malarchuk	vs. Washington	unsuccessful
	Feb. 5	Steve Tuttle	Alain Chevrier	@ Chicago	unsuccessful
	Jan. 31	Doug Evans	Daniel Berthiaume	vs. Winnipeg	successful
1986-87	Mar. 1	Doug Gilmour	Gilles Meloche	@ Pittsburgh	unsuccessful
	Dec. 7	Rick Meagher	Ken Wregget	vs. Toronto	successful
1984-85	Feb. 16	Joe Mullen	Roland Melanson	vs. Minnesota	successful
	Feb. 3	Rob Ramage	Murray Bannerman	@ Chicago	unsuccessful
1983-84	Dec. 10	Alain Lemieux	Greg Stefan	vs. Detroit	successful
1982-83	Mar. 2	Alain Lemieux	Gilles Meloche	@ Minnesota	unsuccessful
	Oct. 23	Perry Turnbull	Murray Bannerman	vs. Chicago	unsuccessful
1980-81	Mar. 14	Bernie Federko	Larry Lozinski	vs. Detroit	successful
1978-79	Dec. 17	Bernie Federko	Tony Esposito	vs. Chicago	unsuccessful
1973-74	Apr. 6	Greg Polis	Mike Veisor	vs. Chicago	successful
1970-71	Dec. 26	Red Berenson	Cesare Maniago	vs. Minnesota	successful
1969-70	Dec. 6	Andre Boudrias	Roger Crozier	vs. Detroit	unsuccessful
Penalty Shots Against SEASON	DATE	PLAYER	GOALTENDER	TEAM	RESULT
2007-08	Mar. 14	Patrick Marleau	Hannu Toivonen	@ San Jose	successful
	Dec. 28	Christian Ehrhoff	Manny Legace	San Jose	unsuccessful
2005-06	Jan. 13	Marian Hossa	Curtis Sanford	@ Atlanta	unsuccessful
	Nov. 4	Ryan Smyth	Patrick Lalime	Edmonton	successful
	Oct. 8	Patrick Marleau	Patrick Lalime	San Jose	successful
2003-04	Apr. 4	Marian Gaborik	Reinhard Divis	Minnesota	unsuccessful
	Mar. 4	Ryan Smyth	Chris Osgood	Edmonton	unsuccessful
	Feb. 2	Wes Walz	Reinhard Divis	Minnesota	successful
	Jan. 23	Mike Modano	Chris Osgood	Dallas	unsuccessful
2001-02	Mar. 26	Antti Laaksonen	Brent Johnson	vs. Minnesota	successful
	Oct. 6	Vladimir Orszagh	Fred Brathwaite	@ Nashville	unsuccessful
1999-2000	Jan. 19	Martin Straka	Roman Turek	@ Pittsburgh	successful
	Jan. 11	Alexander Korolyuk	Roman Turek	@ San Jose	successful
	Dec. 30	Jeff Friesen	Roman Turek	vs. San Jose	unsuccessful
1996-97	Dec. 6	Peter Forsberg	Grant Fuhr	@ Colorado	unsuccessful
1995-96	Oct. 22	Dave Hannan	Grant Fuhr	@ Buffalo	unsuccessful
1993-94	Apr. 7	Mike Donnelly	Curtis Joseph	vs. Los Angeles	unsuccessful
1992-93	Dec. 19	Phil Housley	Curtis Joseph	vs. Winnipeg	unsuccessful
1991-92	Apr. 16	Todd Elik	Curtis Joseph	vs. Minnesota	unsuccessful
	Jan. 25	Greg Adams	Curtis Joseph	vs. Vancouver	unsuccessful
1990-91	Feb. 26	Michel Goulet	Pat Jablonski	vs. Chicago	unsuccessful
	Jan. 25	Brent Fedyk	Vince Riendeau	@ Detroit	unsuccessful
1988-89	Apr. 8	Neal Broten	Greg Millen	@ Minnesota	successful
1987-88	Mar. 24	Aaron Broten	Greg Millen	vs. New Jersey	successful
1986-87	Mar. 21	Kirk Muller	Greg Millen	vs. New Jersey	successful
1984-85	Feb. 7	Dwight Foster	Rick Wamsley	@ Detroit	successful
1983-84	Dec. 17	Steve Shutt	Mike Liut	@ Montreal	unsuccessful
1982-83	Jan. 4	Denis Savard	Mike Liut	vs. Chicago	successful
1980-81	Jan. 14	Gregg Sheppard	Ed Staniowski	@ Pittsburgh	unsuccessful
	Oct. 28	Ron Greschner	Mike Liut	vs. NY Rangers	successful
1979-80	Dec. 18	Mario Tremblay	Mike Liut	vs. Montreal	unsuccessful
1976-77	Oct. 24	Cliff Korol	Eddie Johnston	@ Chicago	successful
1970-71	Feb. 24	Greg Polis	Ernie Wakely	@ Pittsburgh	unsuccessful
1967-68	Jan. 31	George Konik	Glenn Hall	vs. Pittsburgh	successful

All-Time Regular-Season Shutouts

SHUTOUTS FOR SEASON	DATE	OPPONENT	SCORE	GOALTENDER
2008-09	4/12	@ Colorado	1-0	Mason
	3/24	Los Angeles	2-0	Mason
	2/13	Chicago	1-0	Mason
	1/31	Philadelphia	4-0	Mason
	1/21	@ Chicago	2-0	Mason
	11/25	@ Nashville	1-0	Mason
2007-08	10/25	Florida	4-0	Bishop/Schwarz
	4/5	Columbus	3-0	Legace
	2/1	Anaheim	1-0	Legace
	1/5	Carolina	1-0	Legace
	12/31	@ Detroit	2-0	Legace
	11/25	Calgary	3-0	Legace
2006-07	2/16	Nashville	1-0	Legace
	2/8	Detroit	1-0	Legace/Sanford
	2/3	Dallas	2-0	Legace
	1/20	@ San Jose	1-0	Legace
	1/4	Chicago	2-0	Legace
	12/30	Colorado	2-0	Legace
2005-06	1/23	Vancouver	4-0	Sanford
	12/13	Pittsburgh	3-0	Sanford
	11/16	@ Columbus	2-0	Sanford
2003-04	3/30	Edmonton	1-0	Osgood
	11/8	Florida	2-0	Osgood
	10/28	Nashville	1-0	Johnson
2002-03	3/26	@ Minnesota	1-0	Osgood
	3/15	@ Nashville	1-0	Osgood
	3/1	Minnesota	2-0	Sanford
2001-02	12/23	Los Angeles	5-0	Johnson
	12/14	Atlanta	4-0	Johnson
	12/3	@ Boston	4-0	Brathwaite
	11/16	@ Calgary	1-0	Barrasso
	10/30	Nashville	7-0	Brathwaite
	3/13	@ San Jose	2-0	Johnson
2000-01	2/12	Atlanta	2-0	Johnson
	12/28	Montreal	3-0	Brathwaite
	12/22	@ Florida	2-0	Johnson
	12/15	Calgary	4-0	Johnson
	12/8	Los Angeles	2-0	Brathwaite
	10/31	@ Colorado	1-0	Johnson
1999-2000	4/7	Nashville	1-0	Turek
	3/14	@ Minnesota	1-0 (OT)	Johnson
	1/20	Vancouver	3-0	Turek
	12/26	Columbus	5-0	Johnson
	12/5	Anaheim	1-0	Turek
	11/24	@ Nashville	4-0	Turek
1998-99	11/4	Toronto	0-0	Turek
	11/2	Washington	2-0	Johnson
	10/21	Chicago	1-0	Turek
	10/13	Minnesota	2-0	Johnson
	4/1	Detroit	0-0	Turek
	3/7	Phoenix	4-0	Turek
1997-98	3/17	@ Los Angeles	4-0	Turek
	1/21	@ Chicago	3-0	Turek
	12/21	@ Phoenix	6-0	Turek
	12/18	Boston	4-0	Turek
	11/29	Colorado	4-0	McLennan
	11/26	@ Buffalo	2-0	McLennan
1996-97	11/18	Florida	3-0	Turek
	4/1	Tampa Bay	3-0	Fuhr
	2/18	Florida	0-0	McLennan
	1/26	@ San Jose	3-0	Parent
	1/16	Calgary	2-0	Fuhr
	11/16	Calgary	2-0	Fuhr
1995-96	3/5	Florida	2-0	Fuhr
	2/18	Winnipeg	3-0	Fuhr
	1/31	Toronto	4-0	Fuhr
	12/20	Edmonton	4-0	Joseph
	11/3	@ Winnipeg	3-0	Joseph
	2/25	Los Angeles	3-0	Joseph
1994-95	1/11	@ Detroit	1-0	Hebert
	2/13	Boston	4-0	Joseph
	12/19	San Jose	4-0	Joseph
	3/28	NY Islanders	3-0	Riendeau
	12/22	Chicago	5-0	Riendeau
	10/27	Montreal	3-0	Riendeau
1993-94	2/10	New Jersey	7-0	Riendeau
	10/28	Washington	1-0	Millen
	2/11	NY Islanders	5-0	Millen
	12/17	Chicago	4-0	Millen
	12/6	Minnesota	3-0	Millen
	12/3	Toronto	3-0	Millen
1992-93	12/1	NY Islanders	8-0	Millen
	10/20	Chicago	2-0	Millen
	2/3	@ Minnesota	2-0	Millen
	12/17	@ Hartford	2-0	Wamsley
	10/24	Boston	4-0	Wamsley
	3/25	@ NY Islanders	2-0	Millen
1991-92	2/18	Detroit	5-0	Wamsley
	2/6	Vancouver	4-0	Liut
	3/13	Hartford	2-0	Liut
	1/10	Vancouver	2-0	Liut
	12/31	Pittsburgh	2-0	Liut
	3/8	NY Islanders	6-0	Heinz
1990-91	10/16	Detroit	6-0	Liut
	12/19	Vancouver	5-0	Liut
	11/10	@ Calgary	7-0	Liut
	3/8	@ Colorado	7-0	Liut
	4/5	Winnipeg	6-0	Liut
	12/29	Hartford	3-0	Liut
1989-90	11/25	Detroit	4-0	Myre
	1/7	Chicago	0-0	Myre
	2/21	@ Vancouver	4-0	Johnston
	1/15	Detroit	4-0	Grant
	2/13	@ Washington	2-0	Johnston
	3/11	Atlanta	5-0	Belanger
1988-89	2/7	Kansas City	5-0	Johnston
	11/2	Atlanta	9-0	Johnston
	11/17	NY Islanders	4-0	Stephenson
	11/10	@ Montreal	5-0	Stephenson
	3/13	Buffalo	2-0	Caron
	11/11	Toronto	1-0	Stephenson
1987-88	2/23	@ Los Angeles	2-0	Caron
	1/22	Pittsburgh	1-0	Wakely
	3/13	@ Buffalo	9-0	Hall
	12/5	@ Detroit	3-0	Wakely
	11/26	Toronto	1-0	Wakely

Team & Individual Results, Records & Stats

All-Time Regular-Season Shutouts

1969-70	11/19	@ Pittsburgh	1-0	Wakely	2/12	Colorado	0-4	Aebischer	
	11/5	@ Boston	2-0	Hall/Wakely	2/2	@ Minnesota	0-4	Roloson	
	10/31	Los Angeles	3-0	Hall	1/23	@ Dallas	0-2	Turco	
	4/2	@ Philadelphia	1-0	Wakely	1/6	@ Carolina	0-2	Weekes	
	3/25	Los Angeles	4-0	Plante	12/23	@ Chicago	0-3	Leighton	
	1/15	Toronto	2-0	Wakely	12/10	@ New Jersey	0-2	Brodeur	
	1/3	Pittsburgh	6-0	Wakely	11/15	@ Edmonton	0-5	Salo	
	12/30	@ Montreal	5-0	Hall	2001-02	3/7	Minnesota	0-3	Roloson
	12/20	Philadelphia	3-0	Plante	2/9	Philadelphia	0-5	Cechmanek	
	11/19	@ Pittsburgh	4-0	Plante	1/28	Anaheim	0-1	Giguere	
1968-69	11/13	Pittsburgh	4-0	Wakely	12/5	@ Phoenix	0-3	Burke	
	11/1	Philadelphia	8-0	Plante	11/20	@ Edmonton	0-2	Salo	
	10/26	@ Philadelphia	0-0	Plante	11/17	@ Calgary	0-2	Turek	
	2/16	Minnesota	6-0	Hall	2000-01	2/19	@ Florida	0-3	Luongo
	2/12	Pittsburgh	2-0	Hall	11/14	@ Edmonton	0-3	Salo	
	2/1	@ Detroit	2-0	Hall	11/4	Toronto	0-0	Joseph	
	1/12	@ Minnesota	2-0	Hall	1999-2000	4/1	Detroit	0-0	Osgood
	1/7	Los Angeles	5-0	Hall	2/10	Detroit	0-2	Osgood	
	1/1	@ Los Angeles	0-0	Plante	11/3	@ Colorado	0-5	Denis	
	12/25	@ Minnesota	2-0	Hall	1998-99	3/11	Montreal	0-3	Hackett
1967-68	12/20	@ Oakland	1-0	Plante	3/4	Toronto	0-4	Joseph	
	11/30	Philadelphia	1-0	Hall	2/18	Florida	0-0	Burke	
	11/23	Chicago	1-0	Plante	2/4	New Jersey	0-2	Terreri	
	11/20	Oakland	7-0	Hall	1/16	@ Colorado	0-2	Roy	
	11/17	@ Philadelphia	8-0	Plante	1/2	NY Rangers	0-1	Richter	
	10/12	Los Angeles	6-0	Plante	12/14	@ Colorado	0-0	Roy	
	3/27	Philadelphia	3-0	Hall	12/4	@ Colorado	0-2	Roy	
	3/10	@ Oakland	1-0	Hall	10/17	NY Islanders	0-1	Salo	
	1/17	Minnesota	5-0	Hall	1997-98	3/21	Edmonton	0-2	Joseph
	1/3	Oakland	4-0	Hall	3/14	Phoenix	0-2	Waite	
SHUTOUTS AGAINST SEASON	12/25	@ Minnesota	1-0	Martin	11/22	Anaheim	0-2	Hebert	
	12/9	@ Oakland	1-0	Hall	11/20	Edmonton	0-3	Joseph	
					1996-97	4/6	New Jersey	0-2	Dunham
					12/21	@ Philadelphia	0-4	Hextall	
					12/19	Pittsburgh	0-4	Wregget	
					12/15	Vancouver	0-8	Hirsch	
					12/5	Phoenix	0-3	Wakaluk	
					1995-96	12/3	@ Toronto	0-2	Potvin/Cousineau
					11/27	Buffalo	0-2	Hasek	
					11/7	Los Angeles	0-1	Dafoe	
2008-09	3/19	@ Vancouver	0-3	Luongo	11/1	@ Anaheim	0-3	Hebert	
	3/3	Detroit	0-5	Osgood	2/9	Chicago	0-5	Belfour	
	2/21	Nashville	0-1	Rinne	1993-94	3/16	@ Winnipeg	0-4	Cheveldae
	12/3	@ Minnesota	0-4	Backstrom	3/3	Vancouver	0-4	McLean	
	10/30	Carolina	0-1	Ward	2/24	@ Quebec	0-6	Fiset	
2007-08	10/24	Los Angeles	0-4	LaBarbera	11/16	@ Vancouver	0-3	McLean	
	3/1	San Jose	0-2	Boucher	10/16	@ Dallas	0-4	Moog	
	2/24	@ Phoenix	0-2	Bryzgalov	12/19	Winnipeg	0-1	Essensa	
	12/28	San Jose	0-1	Nabokov	11/12	@ Chicago	0-1	Belfour	
	12/26	Detroit	0-5	Osgood	10/10	Chicago	0-3	Waite	
	12/13	Florida	0-1	Vokoun	1991-92	3/14	NY Rangers	0-6	Vanbiesbrouck
	11/21	@ Detroit	0-3	Osgood	1/25	Vancouver	0-1 (OT)	McLean	
	11/4	@ Columbus	0-3	Leclaire	11/23	NY Rangers	0-3	Richter	
	10/25	@ Columbus	0-3	Leclaire	10/7	@ Toronto	0-3	Fuhr	
	11/28	San Jose	0-2	Toskala	1990-91	10/12	@ Vancouver	0-4	Gamble
2006-07	11/14	@ Calgary	0-3	Kiprusoff	1989-90	3/27	Boston	0-3	Lemelin
	10/9	@ Anaheim	0-2	Giguere	11/21	@ Minnesota	0-3	Casey	
	4/16	Phoenix	0-3	Joseph	10/12	@ Minnesota	0-3	Casey	
	4/11	Nashville	0-2	Mason	1988-89	3/25	@ Hartford	0-4	Sidorkiewicz
	4/6	@ Nashville	0-3	Mason	2/21	@ Vancouver	0-2	McLean	
	3/21	San Jose	0-6	Toskala	1/19	@ NY Rangers	0-5	Froese	
	1/13	@ Atlanta	0-2	Lehtonen	11/21	@ Toronto	0-4	Bester	
	1/5	@ Detroit	0-3	Legace	1987-88	3/1	@ NY Islanders	0-2	Smith
	12/29	@ Dallas	0-3	Turco	2/16	Buffalo	0-3	Barrasso	
	2003-04	4/4	@ Minnesota	0-3	Roloson				
3/14		Calgary	0-3	Turek					
2/29		@ San Jose	0-1	Nabokov					
2/28		@ Vancouver	0-2	Hedberg					

All-Time Regular-Season Shutouts

1986-87	1/19	@ Winnipeg	0-3	Berthiaume	1973-74	3/21	@ Boston	0-7	Gilbert
	11/27	@ Detroit	0-6	Hanlon		3/6	Boston	0-8	Gilbert
	11/21	@ Hartford	0-4	Liut		2/3	@ Chicago	0-3	Esposito
86	11/7	@ Winnipeg	0-2	Berthiaume	1985-	1/22	Boston	0-1	Gilbert
	3/27	@ New Jersey	0-1	St. Laurent		1/13	@ Buffalo	0-1	Dryden
1984-85	1/25	Philadelphia	0-1	Jensen		11/24	Philadelphia	0-1	Parent
	3/16	Hartford	0-5	Weeks		10/17	@ NY Rangers	0-4	Giacomin
	11/9	@ Philadelphia	0-6	Lindbergh		10/13	Atlanta	0-1	Bouchard
1983-84	2/26	@ Quebec	0-5	Gosselin	1972-73	3/3	@ Los Angeles	0-2	Vachon
	1/7	@ Montreal	0-5	Wamsley		2/25	@ Detroit	0-5	DeJordy
	11/23	@ Detroit	0-3	Mio		1/9	@ Vancouver	0-3	Wilson
1982-83	2/1	Chicago	0-5	Bannerman		12/7	@ Boston	0-5	Johnston
	12/28	Boston	0-3	Peeters		11/16	@ Boston	0-4	Johnston
1980-81	4/4	Minnesota	0-5	Meloche		10/26	@ Montreal	0-7	Dryden
1979-80	2/2	Detroit	0-3	Vachon	1971-72	4/1	Chicago	0-2	Smith
	2/1	@ Hartford	0-3	Smith		3/26	@ Chicago	0-4	Esposito
	12/1	NY Rangers	0-2	Baker		2/27	@ NY Rangers	0-2	Giacomin
1978-79	10/27	Atlanta	0-3	Bouchard		1/29	@ Montreal	0-4	Dryden
	1/18	@ Boston	0-4	Cheevers		1/18	Boston	0-2	Cheevers
	12/13	@ Pittsburgh	0-3	Millen		12/19	@ Chicago	0-2	Smith
	12/12	Montreal	0-6	Dryden		10/13	@ Chicago	0-1	Esposito
1977-78	11/30	@ Philadelphia	0-3	Stephenson	1970-71	3/10	@ Minnesota	0-4	Maniago
	11/7	Toronto	0-5	Harrison		3/9	Los Angeles	0-4	DeJordy
	2/6	@ Philadelphia	0-2	Parent		1/31	@ Boston	0-6	Johnston
	1/19	NY Islanders	0-3	Smith	1969-70	3/22	@ Chicago	0-1	Esposito
1976-77	1/7	Chicago	0-0	Esposito		3/21	Toronto	0-2	Edwards
	1/3	Montreal	0-2	Dryden		2/4	@ Toronto	0-1	Gamble
	12/27	@ Minnesota	0-1	Lopresti		1/25	@ Philadelphia	0-4	Parent
	11/30	NY Rangers	0-4	Thomas		12/21	@ Chicago	0-4	Esposito
	10/23	@ Chicago	0-2	Esposito		11/22	NY Rangers	0-5	Giacomin
	10/16	@ Philadelphia	0-7	Stephenson		10/26	@ Philadelphia	0-0	Parent
	2/22	@ Los Angeles	0-4	Vachon	1968-69	3/11	Montreal	0-3	Worsley
	1/27	Philadelphia	0-2	Stephenson		3/1	@ Montreal	0-1	Worsley
	12/18	Philadelphia	0-2	Parent		2/8	@ NY Rangers	0-2	Giacomin
	12/4	Atlanta	0-1	Bouchard		1/25	@ Boston	0-4	Cheevers
1975-76	11/10	@ Buffalo	0-5	Desjardins		1/1	@ Los Angeles	0-0	Desjardins
	3/9	@ NY Islanders	0-4	Resch		11/2	Minnesota	0-2	Maniago
	1/10	@ Minnesota	0-2	Maniago	1967-68	3/28	@ Philadelphia	0-2	Favell
1974-75	12/10	@ Los Angeles	0-5	Vachon		2/1	@ Pittsburgh	0-2	Binkley
	2/25	@ NY Islanders	0-3	Resch		12/23	@ Los Angeles	0-4	Rutledge
	10/26	Buffalo	0-2	Bromley		12/16	Philadelphia	0-1	Parent
						11/26	@ NY Rangers	0-1	Villemure
						10/22	@ Detroit	0-1	Crozier

ALL TIME SHUTOUTS VS. NHL

TEAM	FOR	AGAINST	TEAM	FOR	AGAINST
Anaheim	2	4	Minnesota	4	4
Atlanta	2	1	Montreal	5	8
Boston	5	11	Nashville	9	3
Buffalo	3	5	New Jersey (Colorado-Kan. City)	3	4
Calgary (Atlanta)	7	6	New York Islanders	6	5
Carolina (Hartford)	4	6	New York Rangers	0	11
Chicago	12	14	Ottawa	0	0
Cleveland (California)	5	0	Philadelphia	8	14
Colorado (Quebec)	5	7	Phoenix (Winnipeg)	5	9
Columbus	3	2	Pittsburgh	8	3
Dallas (Minnesota)	8	10	San Jose	5	5
Detroit	10	11	Tampa Bay	1	0
Edmonton	2	5	Toronto	8	8
Florida	6	3	Vancouver	8	9
Los Angeles	11	8	Washington	3	0
TOTALS			158 176		

Team & Individual Results, Records & Stats

All-Time Roster

NO.	NAME AND POSITION	REGULAR SEASON					PLAYOFFS				
		GP	G	A	TP	PIM	GP	G	A	TP	PIM
4	Bruce Affleck (D), 1974-79	274	14	65	79	86	8	0	0	0	0
9, 36	Glenn Anderson (RW), 1994-96	51	14	16	30	43	17	2	5	7	55
12	Perry Anderson (LW), 1981-85	144	22	18	40	355	22	2	0	2	38
16	Ron Anderson (RW), 1969-70	59	9	9	18	36	1	0	0	0	0
14	Lou Angotti (C/RW), 1973-74	51	12	23	35	9	--	--	--	--	--
3	Al Arbour (D), 1967-71	231	2	21	23	191	46	0	4	4	42
17, 24	John Arbour (D), 1970-72	70	1	6	7	91	5	0	0	0	0
23	Blair Atcheynum (RW), 1997-99	73	13	17	30	12	23	1	3	4	8
8	Ron Attwell (RW), 1967-68	18	1	7	8	6	--	--	--	--	--
26	Don Awrey (D), 1973-75	95	5	24	29	55	--	--	--	--	--
15	Mitch Babin (C), 1975-76	8	0	0	0	0	--	--	--	--	--
30	Jason Bacashihua (G), 2005-07	38	0	1	1	2	--	--	--	--	--
42	David Backes (C), 2006-Present	203	54	54	108	301	4	1	2	3	10
55	Christian Backman (D), 2002-08	228	19	45	64	130	5	0	2	2	4
10	Wayne Babych (RW), 1978-84	396	155	190	345	382	31	7	8	15	22
24	Garnet (Ace) Bailey (RW), 1973-75	71	22	29	51	133	--	--	--	--	--
25	Bill Baker (D), 1981-82	35	3	5	8	50	4	0	0	0	0
6, 23, 34	Murray Baron (D), 1991-97, 2003-04	409	13	40	53	631	42	2	1	3	52
21	Normand Baron (LW), 1985-86	23	2	0	2	39	--	--	--	--	--
6	David Barr (RW), 1983-87	150	29	56	85	102	13	1	1	2	16
30	Tom Barrasso (G), 2002-03	6	0	0	0	0	--	--	--	--	--
23, 56	Lubos Bartecko (LW), 1998-2001	149	26	42	68	69	12	1	1	2	2
28, 41	Bob Bassen (C), 1990-94, 1999-2000	284	35	63	98	483	30	1	5	6	38
5, 37, 43	Jeff Batters (D), 1993-95	16	0	0	0	28	--	--	--	--	--
21	Norm Beaudin (RW), 1967-68	13	1	1	2	4	--	--	--	--	--
45	Chris Beckford-Tseu (G), 2007-08	1	0	0	0	0	--	--	--	--	--
19	Eddy Beers (LW), 1985-86	24	7	11	18	24	19	3	4	7	8
46	Derek Bekar (LW), 1999-2000	1	0	0	0	0	--	--	--	--	--
29, 30	Yves Belanger (G), 1974-78	48	0	4	4	4	--	--	--	--	--
10	Bruce Bell (D), 1985-87	120	5	31	36	61	18	1	3	4	20
19, 24, 25	Curt Bennett (LW), 1970-72, 1977-79	159	26	41	67	146	12	0	0	0	12
18	Harvey Bennett (C), 1978-79	52	3	9	12	63	--	--	--	--	--
2	Brian Benning (D), 1984-85, 1986-90	232	30	94	124	321	29	3	13	16	58
7, 9	Red Berenson (C), 1967-71, 1974-78	519	172	240	412	194	55	21	12	33	41
4	Marc Bergevin (D), 1996-2002	328	5	23	28	319	30	1	2	3	26
21	Patrik Berglund (C), 2008-Present	76	21	26	47	16	4	0	0	0	2
30	Ben Bishop (G), 2008-Present	6	0	0	0	0	--	--	--	--	--
14, 33	Eric Boguniecki (C), 2000-05	125	29	36	65	66	9	1	3	4	2
21	Chris Bordeleau (C), 1970-72	119	29	41	70	54	5	0	1	1	17
12	Jack Borotsik (C), 1974-75	5	0	0	0	0	--	--	--	--	--
6, 25	Tim Bothwell (D), 1982-85, 1986-89	374	21	75	96	297	30	0	3	3	40
19	Andre Boudrias (LW), 1969-70	50	3	14	17	20	14	2	4	6	4
36	Jesse Boulerice (RW), 2005-06	12	0	0	0	13	--	--	--	--	--
6, 10, 28	Rick Bourbonnais (RW), 1975-78	71	9	15	24	29	4	0	1	1	0
4	Charlie Bourgeois (D), 1985-88	127	4	20	24	358	25	2	2	4	143
8, 12	Rick Bowness (RW), 1978-80	34	2	5	7	41	--	--	--	--	--
22, 38	Brad Boyes (RW), 2006-Present	183	80	69	149	50	4	2	1	3	0
26	Steve Bozek (LW), 1987-88	7	0	0	0	2	7	1	1	2	6

All-Time Roster

NO.	NAME AND POSITION	REGULAR SEASON					PLAYOFFS				
		GP	G	A	TP	PIM	GP	G	A	TP	PIM
36	Philippe Bozon (LW), 1991-95	144	16	25	41	101	19	2	0	2	31
29	Curt Brackenbury (RW), 1982-83	6	1	0	1	6	--	--	--	--	--
40	Fred Brathwaite (G), 2001-03	55	0	0	0	0	1	0	0	0	0
2	Carl Brewer (D), 1970-72	61	4	25	29	69	5	0	2	2	8
4	Eric Brewer (D), 2005-Present	219	14	52	66	229	--	--	--	--	--
32	Aris Brimanis (D), 2003-04	13	0	0	0	4	--	--	--	--	--
19	Rod Brind'Amour (C), 1989-91	157	43	67	110	139	30	9	13	22	20
12, 19, 24	Gordon Brooks (RW), 1971-72, 1973-74	32	6	8	14	12	--	--	--	--	--
21	Paul Broten (RW), 1995-96	17	0	1	1	4	--	--	--	--	--
21	Jeff Brown (D), 1989-94	329	80	214	294	218	42	10	28	38	18
10, 16	Jack Brownschilde (D), 1977-84	455	36	156	192	132	26	0	5	5	18
26	David Bruce (LW), 1990-91	12	1	2	3	14	2	0	0	0	2
22	Ron Buchanan (C), 1969-70	68	26	48	74	41	--	--	--	--	--
9	Mike Bullard (C), 1988-89	20	4	12	16	46	--	--	--	--	--
13	Valeri Bure (RW), 2002-03	5	0	2	2	0	6	0	2	2	8
5, 6	Garth Butcher (D), 1990-94	208	11	35	46	508	29	4	4	8	90
17	Jerry Butler (RW), 1975-78	155	29	46	75	145	7	0	0	0	14
4	Gordon Buynak (D), 1974-75	4	0	0	0	2	--	--	--	--	--
26	Petr Cajanek (RW), 2002-07	269	46	107	153	90	7	0	2	2	4
1	Don Caley (G), 1967-68	1	0	0	0	0	--	--	--	--	--
16, 19, 21	Craig Cameron (RW), 1967-69, 1970-71	182	32	13	45	80	22	3	0	3	15
10	Jim Campbell (RW), 1996-2000	201	49	60	109	173	14	8	3	11	18
4	Scott Campbell (D), 1981-82	3	0	0	0	52	--	--	--	--	--
21	Guy Carbonneau (C), 1994-95	42	5	11	16	16	7	1	2	3	6
21	Claude Cardin (LW), 1967-68	63	17	35	52	193	--	--	--	--	--
35	Jim Carey (G), 1998-99	4	0	0	0	0	--	--	--	--	--
20	Jack Carlson (LW), 1982-84	112	12	9	21	153	--	--	--	--	--
33	Kent Carlson (D), 1985-86	26	2	3	5	42	8	0	0	0	13
30	Jacques Caron (G), 1971-73	58	0	1	1	0	12	0	0	0	2
15	Gene Carr (C), 1971-72	14	3	2	5	9	--	--	--	--	--
30	Jon Casey (G), 1994-97	43	0	0	0	0	14	0	2	2	8
17	Gino Cavallini (LW), 1985-92	454	91	120	211	429	67	14	19	33	62
14	Paul Cavallini (D), 1987-93	337	37	120	157	514	49	7	15	22	86
14	Blair Chapman (RW), 1979-83	175	58	74	132	87	15	2	5	7	6
39	Kelly Chase (RW), 1989-94, 1997-2000	345	14	26	40	1497	27	1	1	2	100
27	Denis Chasse (RW), 1993-96	92	10	10	20	256	7	1	7	8	23
55	Vladimir Chebaturkin (D), 2000-01	22	1	2	3	26	--	--	--	--	--
17	Guy Chouinard (C), 1983-84	64	12	34	46	10	5	0	2	2	0
27	Dave Christian (RW), 1991-92	78	20	24	44	41	4	3	0	3	0
49	Dale Clarke (D), 2000-01	3	0	0	0	0	--	--	--	--	--
21	Bill Collins (RW), 1973-75	82	24	17	41	48	2	1	0	1	0
12	Bob Collyard (C), 1973-74	10	1	3	4	4	--	--	--	--	--
28	Carlo Colaiacovo (D), 2008-Present	63	3	26	29	29	4	0	0	0	2
14	Wayne Connelly (C), 1970-72	43	10	21	31	11	6	2	1	3	0
22	Craig Conroy (C), 1996-2001	359	57	94	151	209	36	3	5	8	24
15, 18	Daniel Corso (C), 2000-03	70	14	10	24	20	14	0	1	1	0
9	Shayne Corson (LW), 1995-97	88	20	29	49	216	13	8	6	14	229,
14	Geoff Courtnall (LW), 1990-91, 1995-2000	326	106	126	232	371	42	7	16	23	65

Team & Individual Results, Records & Stats

All-Time Roster

NO.	NAME AND POSITION	REGULAR SEASON					PLAYOFFS				
		GP	G	A	TP	PIM	GP	G	A	TP	PIM
10	Bruce Cowick (LW), 1975-76	5	0	0	0	2	--	--	--	--	--
15	Craig Coxe (LW), 1988-89	41	0	7	7	127	--	--	--	--	--
18, 27	Bobby Crawford (RW), 1979-80, 1981-83	38	6	10	16	4	4	0	0	0	0
20	Adam Creighton (C), 1994-96	109	25	30	55	152	20	3	1	4	24
12, 19	Terry Crisp (C), 1967-72	285	38	64	102	51	63	8	15	23	32
26	B.J. Crombeen (RW), 2008-Present	66	11	6	17	122	4	0	0	0	12
26	Mike Crombeen (RW), 1978-83	325	47	53	100	164	27	6	2	8	32
6, 32	Doug Crossman (D), 1992-94	69	4	14	18	20	--	--	--	--	--
15	Tony Currie (RW), 1977-82	207	68	88	156	63	13	4	12	16	4
4	Paul Curtis (D), 1972-73	29	1	4	5	6	5	0	0	0	2
17	Denis Cyr (LW), 1984-86	40	8	7	15	2	3	0	0	0	0
36	J.J. Daigneault (D), 1995-96	37	1	3	4	24	--	--	--	--	--
38	Kevin Dallman (D), 2005-06	67	4	10	14	29	--	--	--	--	--
22	Mike Danton (C), 2003-04	68	7	5	12	141	5	1	0	1	2
26	Michael Dark (G), 1986-88	43	5	6	11	14	--	--	--	--	--
30	John Davidson (G), 1973-75	79	0	2	2	18	1	0	0	0	0
27	Gilbert Delorme (D), 1983-85	118	2	17	19	94	14	1	3	4	11
9	Ab DeMarco (D), 1972-74	37	7	18	25	13	4	1	1	2	2
38	Pavol Demitra (LW), 1996-2004	494	204	289	493	160	66	18	25	43	26
14, 22, 25	Norm Dennis (C), 1968-72	12	3	0	3	11	5	0	0	0	2
34, 37	Robert Dirk (D), 1987-91	94	2	6	8	255	9	0	1	1	2
62	Jon Disalvatore (RW), 2005-06	5	0	0	0	2	--	--	--	--	--
30, 50	Reinhard Divis (G), 2001-06	28	0	0	0	2	1	0	0	0	0
6	Ted Donato (LW), 2001-02	2	0	0	0	2	--	--	--	--	--
2	Andre Dore (D), 1982-84	93	5	27	32	83	4	0	1	1	8
47	Aaron Downey (RW), 2005-06	17	2	0	2	45	--	--	--	--	--
10	Dallas Drake (RW), 2000-07	443	64	106	170	386	35	6	7	13	49
18	Steve Dubinsky (C), 2002-03	28	0	6	6	4	--	--	--	--	--
28	Steve Duchesne (D), 1993-95, 1997-98	163	38	87	125	82	21	0	10	10	10
23	Luc Dufour (LW), 1984-85	23	1	3	4	18	1	0	0	0	2
32	Donald Dufresne (D), 1994-96	25	0	3	3	14	3	0	0	0	4
19	Blake Dunlop (C), 1979-84	324	86	201	287	118	28	3	8	11	10
19	Denis Dupere (LW), 1974-75	22	3	6	9	8	--	--	--	--	--
3	Andre Dupont (D), 1971-73	85	4	16	20	198	11	1	0	1	20
36	Micki Dupont (D), 2007-08	2	0	0	0	2	--	--	--	--	--
2, 8	Steve Durbano (D), 1972-74, 1978-79	98	8	24	32	480	5	0	2	2	8
18	Radek Dvorak (RW), 2006-07	82	10	27	37	48	--	--	--	--	--
4	Dallas Eakins (D), 1995-96	16	0	1	1	34	--	--	--	--	--
32	Mike Eastwood (C), 1997-2003	336	43	66	109	151	48	3	4	7	20
14	Tim Ecclestone (LW), 1967-71	230	48	76	124	140	40	6	8	14	70
8, 20, 23	Darryl Edestrand (D), 1967-68	65	2	32	34	86	--	--	--	--	--
1, 29, 30	Gary Edwards (G), 1968-70, 1981-82	12	0	1	1	0	--	--	--	--	--
15	Jack Egers (RW), 1971-74	147	45	50	95	66	16	1	5	6	16
14	Todd Elik (C), 1994-95	13	2	4	6	4	7	4	3	7	2
6	Dave Ellett (D), 1999-2000	52	2	8	10	12	7	0	1	1	2
4	Kari Eloranta (D), 1981-82	12	1	7	8	6	5	0	0	0	0
7, 32	Nelson Emerson (RW), 1990-93	165	45	90	135	130	17	4	9	13	27
6	Chris Evans (D), 1971-75	153	13	20	33	41	12	1	1	2	8

All-Time Roster

NO.	NAME AND POSITION	REGULAR SEASON					PLAYOFFS				
		GP	G	A	TP	PIM	GP	G	A	TP	PIM
18, 19, 32	Doug Evans (LW), 1985-90	163	16	32	48	223	14	1	2	3	26
2	Shawn Evans (D), 1985-86	7	0	0	0	2	--	--	--	--	--
21	Todd Ewen (RW), 1986-90	124	10	7	17	493	12	0	0	0	0
14	Bill Fairbairn (RW), 1977-79	65	15	16	31	10	--	--	--	--	--
36	Glen Featherstone (D), 1988-91	144	5	29	34	371	27	0	2	2	78
24	Bernie Federko (C), 1976-89	927	352	721	1073	463	91	35	66	101	83
9, 17	Denny Felsner (LW), 1991-95	18	1	4	5	6	10	2	3	5	2
13	Ray Ferraro (C), 2001-02	15	6	4	10	8	--	--	--	--	--
37	Jeff Finley (D), 1998-2004	371	6	28	34	206	39	1	4	5	28
42	Rory Fitzpatrick (D), 1996-97, 1998-99	3	0	0	0	4	--	--	--	--	--
12	Ron Flockhart (C), 1985-88	160	43	68	111	42	8	1	3	4	6
19	Connie Forey (LW), 1973-74	4	0	0	0	2	--	--	--	--	--
2, 19, 20	Ray Fortin (D), 1967-70	92	2	6	8	33	6	0	0	0	0
2, 5	Len Frig (D), 1977-78, 1979-80	37	1	5	6	49	3	0	0	0	0
31	Grant Fuhr (G), 1995-99	249	0	5	5	32	31	0	2	2	8
20	Simon Gamache (C), 2005-06	15	3	4	7	10	--	--	--	--	--
19	Perry Ganchar (RW), 1983-85	8	0	2	2	0	7	3	1	4	0
6, 27	Dave Gardner (C), 1973-75	23	5	4	9	6	--	--	--	--	--
3, 4	Bob Gassoff (D), 1973-77	245	11	47	58	866	9	0	1	1	16
22	Barry Gibbs (D), 1977-79	126	8	39	47	91	--	--	--	--	--
7	Greg Gilbert (LW), 1994-96	63	11	15	26	19	7	0	3	3	6
19	Stan Gilbertson (LW), 1974-75	22	1	4	5	4	--	--	--	--	--
2	Curt Giles (D), 1991-93	61	1	5	6	48	6	1	1	2	2
5	Todd Gill (D), 1997-99	39	7	7	14	26	10	2	2	4	10
9, 18	Doug Gilmour (C), 1983-88	384	149	205	354	264	49	17	38	55	71
23	Gaston Gingras (D), 1987-89	120	10	32	42	24	17	1	4	5	6
5, 25	Larry Giroux (D), 1973-74, 1978-80	150	10	39	49	174	--	--	--	--	--
15, 37, 54	Mike Glumac (C) 2005-08	40	7	6	13	38	--	--	--	--	--
10	Phil Goyette (C), 1969-70	72	29	49	78	16	16	3	11	14	6
29, 30, 33	Doug Grant (G), 1976-80	37	0	0	0	0	--	--	--	--	--
33	Gilles Gratton (G), 1975-76	6	0	0	0	2	--	--	--	--	--
22	Terry Gray (RW), 1968-71	36	6	5	11	21	--	--	--	--	--
99	Wayne Gretzky (C), 1995-96	18	8	13	21	2	13	2	14	16	0
13	Bill Guerin (RW), 2006-07	61	28	19	47	52	--	--	--	--	--
5	Alexei Gusarov (D), 2000-01	16	0	4	4	6	13	0	0	0	4
1	Glenn Hall (G), 1967-71	140	0	3	3	20	31	0	0	0	0
23	Jean Hamel (D), 1972-74	78	3	8	11	30	2	0	0	0	0
20	Chuck Hamilton (LW), 1972-73	3	0	2	2	2	--	--	--	--	--
17	Inge Hammarstrom (LW), 1977-79	135	31	41	72	12	--	--	--	--	--
15	Ron Handy (LW), 1987-88	4	0	1	1	0	--	--	--	--	--
26	Michal Handzus (C), 1998-2001	183	39	54	93	86	18	0	5	5	14
29, 31	Glen Hanlon (G), 1981-83	16	0	0	0	0	--	--	--	--	--
12	Richie Hansen (C), 1981-83	2	0	2	2	0	--	--	--	--	--
22	Nick Harbaruk (RW), 1973-74	56	5	14	19	16	--	--	--	--	--
37	Scott Harlow (LW), 1987-88	1	0	1	1	0	--	--	--	--	--
2	Terry Harper (D), 1979-80	11	1	5	6	6	3	0	0	0	2
2	Ted Harris (D), 1973-74	24	0	4	4	16	--	--	--	--	--
2, 29	Gerry Hart (D), 1980-83	106	4	12	16	236	20	0	3	3	60

Team & Individual Results, Records & Stats

All-Time Roster

NO.	NAME AND POSITION	REGULAR SEASON					PLAYOFFS				
		GP	G	A	TP	PIM	GP	G	A	TP	PIM
2	Doug Harvey (D), 1968-69	70	2	20	22	30	8	0	4	4	12
10, 12	Dale Hawerchuk (C), 1995-96	66	13	28	41	22	--	--	--	--	--
29, 40	Guy Hebert (G), 1991-93	37	0	1	1	2	1	0	0	0	0
17, 55	Jochen Hecht (RW), 1998-2001	138	32	46	78	76	27	8	10	18	6
44	Bret Hedican (D), 1991-94	107	1	19	20	94	15	0	0	0	14
9	Jeff Heerema (RW), 2003-04	22	1	2	3	4	--	--	--	--	--
30, 31	Rick Heinz (G), 1980-85	46	0	1	1	6	1	0	0	0	0
36	Bryan Helmer (D), 1998-2000	44	1	5	6	29	--	--	--	--	--
53	Colin Hemingway (LW), 2005-06	3	0	0	0	0	--	--	--	--	--
21	Camille Henry (C), 1968-70	68	18	24	42	8	11	2	5	7	0
23, 34	Bob Hess (D), 1974-79, 1980-81	293	27	87	114	164	3	0	1	1	2
18, 61	Pat Hickey (LW), 1982-85	125	19	24	43	56	14	1	1	2	8
6	Sean Hill (D), 2000-02	71	1	13	14	79	15	0	1	1	12
13, 58	Dan Hinote (RW), 2006-2009	150	11	14	25	129	3	0	0	0	4
22, 59	Jeff Hoggan (RW), 2005-06	52	2	6	8	34	--	--	--	--	--
44	Terry Hollinger (D), 1993-95	7	0	0	0	2	--	--	--	--	--
35	Chris Holt (G), 2008-09	1	0	0	0	0	--	--	--	--	--
21	Gary Holt (LW), 1977-78	49	7	4	11	81	--	--	--	--	--
25	Ron Hoover (C), 1991-92	1	0	0	0	0	--	--	--	--	--
17, 24, 25	Larry Hornung (D), 1970-72	48	2	9	11	10	11	0	2	2	2
33	Bill Houlder (D), 1994-95	41	5	13	18	20	4	1	1	2	0
6	Phil Housley (D), 1993-94	26	7	15	22	12	4	2	1	3	4
26	Dave Hrechkosy (LW), 1975-77	28	4	5	9	2	3	1	0	1	2
29	Jim Hrivnak (G), 1993-94	23	0	1	1	2	--	--	--	--	--
18	Tony Hrkac (C), 1986-90, 1993-94	201	39	82	121	46	21	7	2	9	4
3, 12, 26	Fran Huck (C), 1970-71, 1972-73	87	23	28	51	38	11	3	4	7	2
2	Fred Hucul (D), 1967-68	43	2	13	15	30	--	--	--	--	--
22	Charlie Huddy (D), 1995-96	12	0	0	0	6	13	1	0	1	8
15	Mike Hudson (C/LW), 1995-96	32	3	12	15	26	2	0	1	1	4
3	Brent Hughes (LW), 1972-74	10	1	1	2	0	--	--	--	--	--
18	Pat Hughes (RW), 1986-87	43	1	5	6	26	--	--	--	--	--
16	Brett Hull (RW), 1987-98	744	527	409	936	286	102	67	50	117	51
20	Mark Hunter (RW), 1985-88	218	112	94	206	476	29	9	13	22	82
1, 22, 30	Robbie Irons (G), 1968-69	1	0	0	0	0	--	--	--	--	--
27	Ted Irvine (LW), 1975-77	138	24	27	51	118	6	0	2	2	4
1	Pat Jablonski (G), 1989-92, 1995-96	23	0	1	1	4	3	0	0	0	0
5	Barret Jackman (D), 2001-Present	391	17	79	96	648	12	0	1	1	21
15	Craig Janney (C), 1991-95	186	48	185	233	38	21	3	18	21	0
55	Cam Janssen (RW), 2007-Present	68	1	4	5	149	1	0	0	0	0
12	Jaroslav Jirik (LW), 1969-70	3	0	0	0	0	--	--	--	--	--
31	Bob Johnson (G), 1972-73	12	0	0	0	17	--	--	--	--	--
1, 35	Brent Johnson (G), 1998-99, 2000-04	143	0	5	5	6	12	0	0	0	4
23	Craig Johnson (LW), 1994-96	64	11	10	21	36	1	0	0	0	2
6	Erik Johnson (D), 2007-Present	69	5	28	33	28	--	--	--	--	--
10	Mark Johnson (C), 1984-85	17	4	6	10	2	3	0	1	1	0
20	Mike Johnson (RW), 2007-08	21	2	3	5	8	--	--	--	--	--
17	Ryan Johnson (C), 2002-08	289	19	30	49	122	9	0	2	2	6
26	Terry Johnson (D), 1983-86	188	2	17	19	350	14	0	1	1	44

All-Time Roster

NO.	NAME AND POSITION	REGULAR SEASON					PLAYOFFS				
		GP	G	A	TP	PIM	GP	G	A	TP	PIM
1	Eddie Johnston (G), 1974-78	118	0	0	0	0	4	0	0	0	0
31	Curtis Joseph (G), 1989-95	280	0	17	17	24	34	0	2	2	4
53	Jonas Junland (D), 2008-Present	1	0	0	0	2	--	--	--	--	--
17, 22, 24	Gordon Kannegiesser (D), 1967-72	23	0	1	1	15	--	--	--	--	--
12	Vitali Karamnov (LW), 1992-95	92	12	20	32	65	2	0	0	0	2
9	Paul Kariya (LW), 2007-Present	93	18	62	80	52	--	--	--	--	--
7	Alexei Kasatonov (D), 1993-94	8	0	2	2	19	4	2	0	2	2
17	Ed Kea (D), 1979-83	267	8	53	61	225	24	2	3	5	30
12, 25	Mike Keane (RW), 2001-02	56	4	6	10	22	--	--	--	--	--
18, 21	Larry Keenan (LW), 1967-71	152	28	43	71	18	46	15	16	31	12
24	J. Bob Kelly (LW), 1973-74	37	9	8	17	45	--	--	--	--	--
12	Chris Kenady (RW), 1997-98	5	0	2	2	0	--	--	--	--	--
29	Alexander Khavanov (D), 2000-04	284	21	69	90	173	26	5	5	10	18
13	Yuri Khmylev (LW), 1995-97	9	1	1	2	2	6	1	1	2	4
29	Darin Kimble (RW), 1990-92	72	2	4	6	294	18	0	0	0	45
12	Derek King (LW), 1999-2000	19	2	7	9	6	--	--	--	--	--
19	D.J. King (LW), 2006-Present	89	4	1	5	152	--	--	--	--	--
28	Ralph Klassen (C), 1979-84	225	18	37	55	45	24	4	2	6	12
33	Fred Knipscheer (C), 1995-96	1	0	0	0	2	--	--	--	--	--
33	David Koci (LW), 2008-09	4	0	0	0	9	--	--	--	--	--
6	Tom Koivisto (D), 2002-03	22	2	4	6	10	--	--	--	--	--
20	Neil Komadoski (D), 1977-80	124	3	22	25	155	--	--	--	--	--
38	Igor Korolev (C), 1992-94	147	10	33	43	60	5	0	0	0	0
5	Igor Kravchuk (D), 1995-97	122	7	36	43	59	12	1	5	6	6
9	Murry Kuntz (LW), 1974-75	7	1	2	3	0	--	--	--	--	--
9, 36	Neil Labatte (C/D), 1978-79, 1981-82	26	0	2	2	19	--	--	--	--	--
40	Nathan LaFayette (C), 1993-94	38	2	3	5	14	--	--	--	--	--
46	Christian Laflamme (D), 2001-04	71	0	11	11	69	5	0	0	0	4
16	Roger Lafreniere (LW), 1972-73	10	0	0	0	0	--	--	--	--	--
40	Patrick Lalime (G), 2005-06	31	0	0	0	0	--	--	--	--	--
26	Mike Lalor (D), 1988-90	114	1	30	31	135	22	1	3	4	45
4, 33	Dick Lamby (D), 1978-81	22	0	5	5	22	--	--	--	--	--
10, 19	Mike Lampman (LW), 1972-74	33	3	3	6	2	--	--	--	--	--
41	Dan Laperriere (D), 1992-95	29	1	4	5	23	--	--	--	--	--
22	Ian Laperriere (C/RW), 1993-96	71	16	20	36	172	7	0	4	4	21
4, 5	Guy Lapointe (D), 1981-83	62	3	29	32	47	11	1	1	2	17
18	Rick Lapointe (D), 1979-82	231	16	64	80	338	14	2	3	5	24
30	Michel Larocque (G), 1983-84	6	0	0	0	2	--	--	--	--	--
12	Claude Larose (RW), 1974-78	272	60	74	134	128	9	2	1	3	0
7	Don (Red) Laurence (C), 1979-80	20	1	2	3	8	--	--	--	--	--
16	Kevin LaVallee (LW), 1984-86	102	33	37	70	16	13	2	2	4	6
16	Brian Lavender (LW), 1971-72	46	5	11	16	54	3	0	0	0	2
34, 38	Dominic Lavoie (D), 1988-92	26	2	4	6	28	--	--	--	--	--
27	Steve Leach (RW), 1995-97	31	4	5	9	46	17	3	2	5	43
38	Gary Leeman (RW), 1996-97	2	0	1	1	0	--	--	--	--	--
25	Chuck Lefley (LW), 1974-77, 1979-81	233	83	104	187	77	5	2	2	4	4
34	Manny Legace (G), 2006-2009	140	0	2	2	6	--	--	--	--	--
23	Alain Lemieux (C), 1981-85	81	17	33	50	24	4	0	1	1	0

Team & Individual Results, Records & Stats

All-Time Roster

NO.	NAME AND POSITION	REGULAR SEASON					PLAYOFFS				
		GP	G	A	TP	PIM	GP	G	A	TP	PIM
15, 16	Jocelyn Lemieux (RW), 1986-88	76	11	8	19	136	10	0	1	1	21
2	Craig Levie (D), 1984-85	61	6	23	29	33	1	0	0	0	0
6	Doug Lidster (D), 1994-95	37	2	7	9	12	4	0	0	0	2
1	Mike Liut (G), 1979-85	347	0	7	7	10	39	0	0	0	0
19	Jim Lorentz (C/RW), 1970-72	88	19	22	41	46	6	0	1	1	4
34	Reed Low (RW), 2000-04	250	3	16	19	694	--	--	--	--	--
10, 12	Dave Lowry (LW), 1988-93	311	53	51	104	432	52	5	11	16	112
17	Bernie Lukowich (D), 1974-75	26	4	5	9	2	2	0	0	0	0
15	Shane MacEachern (C), 1987-88	1	0	0	0	0	--	--	--	--	--
2	Al MacInnis (D), 1994-2004	613	127	325	452	551	82	14	44	58	102
23, 26	Dave Mackey (LW), 1991-94	64	4	7	11	128	3	0	0	0	2
15, 25	Paul MacLean (RW), 1980-81, 1989-91	116	40	44	84	124	13	4	3	7	20
21	Bob MacMillan (RW), 1975-78	188	46	83	129	75	7	0	2	2	0
21	Bernie MacNeil (LW), 1973-74	4	0	0	0	0	--	--	--	--	--
22, 23	Craig MacTavish (C), 1995-97	63	2	6	8	41	14	0	2	2	8
25	Connie Madigan (D), 1972-73	20	0	3	3	25	5	0	0	0	4
12	Wayne Maki (LW), 1969-70	16	2	1	3	4	--	--	--	--	--
19	John Markell (LW), 1983-84	2	0	0	0	0	--	--	--	--	--
44	Mario Marios (D), 1990-92	81	2	15	17	119	9	0	0	0	37
15	Gilles Marotte (D), 1976-77	47	3	4	7	26	--	--	--	--	--
25	Jason Marshall (D), 1991-92	2	1	0	1	4	--	--	--	--	--
30	Seth Martin (G), 1967-68	30	0	1	1	0	2	0	0	0	0
12	Steve Martins (C), 2002-04	53	4	3	7	40	3	0	1	1	0
50	Chris Mason (G), 2008-Present	57	0	1	1	0	4	0	0	0	0
24, 26, 27	Jamie Masters (D), 1975-77, 1978-79	33	1	13	14	2	2	0	0	0	0
32, 33	Stephane Matteau (LW), 1995-97	120	23	33	56	115	16	0	2	2	8
4	Bryan Maxwell (D), 1979-81	97	4	21	25	249	12	0	1	1	63
1	Darrell May (G), 1985-86, 1987-88	6	0	1	1	2	--	--	--	--	--
21	Jamal Mayers (RW), 1996-2008	595	71	87	158	756	48	5	8	13	20
37	Dean McAmmond, (C) 2005-06	78	15	22	37	32	--	--	--	--	--
19	Chris McApline (D), 1996-2000	141	5	9	14	124	27	0	1	1	18
18, 9	Jay McClement (C), 2005-Present	311	35	76	111	140	4	0	0	0	4
24	Bob McCord (D), 1972-73	43	1	13	14	33	--	--	--	--	--
15	Bill McCreary (LW), 1967-71	282	50	57	107	104	48	6	16	22	14
24	Jim McCrimmon (D), 1974-75	2	0	0	0	0	--	--	--	--	--
20	Ab McDonald (LW), 1968-71	152	46	56	102	26	28	7	11	18	23
10	Andy McDonald (C), 2007-Present	95	29	51	80	56	4	1	3	4	0
30	Peter McDuffe (G), 1971-72	10	0	0	0	0	1	0	0	0	0
77, 74	Jay McKee (D), 2006-2009	158	3	14	17	98	4	0	0	0	4
10	Tony McKegney (LW), 1987-89	151	65	55	120	140	12	3	7	10	8
17	Don McKenney (C), 1967-68	39	9	20	29	4	6	1	1	2	2
80	Steve McLaren (LW), 2003-04	6	0	0	0	25	--	--	--	--	--
29	Jamie McLennan (G), 1997-2000	82	0	0	0	6	2	0	0	0	6
1	Jim McLeod (G), 1971-72	16	0	1	1	0	--	--	--	--	--
29	Gord McTavish (C), 1978-79	1	0	0	0	0	--	--	--	--	--
17	Basil McRae (LW), 1992-96	112	3	11	14	313	22	2	2	4	40
22	Rick Meagher (C), 1985-91	413	73	88	161	264	62	8	7	15	41
19	Scott Mellanby (RW), 2000-04	235	62	75	137	370	35	10	8	18	47

All-Time Roster

NO.	NAME AND POSITION	REGULAR SEASON					PLAYOFFS				
		GP	G	A	TP	PIM	GP	G	A	TP	PIM
16	Gerry Melnyk (C), 1967-68	73	15	35	50	14	--	--	--	--	--
10, 19, 20	Wayne Merrick (C), 1972-76	209	65	79	144	99	7	1	2	3	2
22	Glen Metropolit (C), 2006-07	20	2	3	5	14	--	--	--	--	--
12	Joe Micheletti (D), 1979-82	137	9	54	63	110	11	1	11	12	10
37	Kevin Miehm (C), 1992-94	22	1	4	5	8	2	0	1	1	0
29	Greg Millen (G), 1984-90	209	0	3	3	28	35	0	0	0	4
14	Kevin Miller (C), 1992-95	162	49	52	101	148	13	1	3	4	15
54	Tomas Mojzis (D), 2006-07	6	1	0	1	0	--	--	--	--	--
26, 27	Sergio Momesso (LW), 1988-91, 1996-97	222	44	70	114	506	25	5	7	12	93
23	Hartland Monahan (RW), 1979-81	97	9	14	23	40	--	--	--	--	--
41	Michel Mongeau (C), 1989-92	50	5	18	23	8	2	0	1	1	0
10	Jim Montgomery (C), 1993-94	67	6	14	20	44	--	--	--	--	--
12	Dickie Moore (LW), 1967-68	27	5	3	8	9	18	7	7	14	15
10	George Morrison (LW), 1970-72	115	17	21	38	13	3	0	0	0	0
7	Joe Mullen (RW), 1979-86	301	151	184	335	45	20	9	11	20	4
25	Bob Murdoch (D), 1978-79	54	13	13	26	17	--	--	--	--	--
17, 21	Joe Murphy (RW), 1996-98	102	24	34	58	91	6	1	1	2	10
14	Mike Murphy (RW), 1971-73	127	38	50	88	67	11	2	3	5	6
1, 30	Phil Myre (G), 1977-79	83	0	2	2	16	--	--	--	--	--
12, 47	Ladislav Nagy (LW), 1999-2001	51	10	12	22	22	6	1	1	2	0
9	Tyson Nash (LW), 1998-2003	255	24	26	50	479	23	3	2	5	52
27	Ric Nattress (D), 1985-87	151	10	42	52	76	24	1	4	5	26
27	Vaclav Nedomansky (RW), 1982-83	22	2	9	11	2	--	--	--	--	--
93	Petr Nedved (C), 1993-94	19	6	14	20	8	4	0	1	1	4
20, 68	Eric Nickulas (RW), 2002-04	52	7	12	19	50	--	--	--	--	--
32	Ville Nieminen (LW), 2006-07	14	0	0	0	29	--	--	--	--	--
32	Jim Nill (RW), 1981-82	61	9	12	21	127	--	--	--	--	--
28	Brian Noonan (RW), 1995-97	94	15	27	42	84	13	4	1	5	10
27	Robert Nordmark (D), 1987-88	67	3	18	21	60	--	--	--	--	--
20	Joe Noris (C/D), 1972-73	2	0	0	0	0	--	--	--	--	--
5	Jeff Norton (D), 1994-96	64	6	25	31	59	7	1	1	2	11
5	Craig Norwich (D), 1980-81	23	4	12	16	14	--	--	--	--	--
20, 23	Lee Norwood (D), 1985-86, 1991-93	147	11	42	53	291	20	2	8	10	64
12	Adam Oates (C), 1989-92	195	58	228	286	71	25	9	25	34	14
43	Jaroslav Obsut (D), 2000-01	4	0	0	0	0	--	--	--	--	--
20	Gerry Odrowski (D), 1971-72	55	1	2	3	8	11	0	0	0	8
10, 22, 25, 26, 35	Brian Ogilvie (C), 1974-79	78	14	19	33	25	--	--	--	--	--
35	Christer Olsson (D), 1995-97	31	2	9	11	14	3	0	0	0	0
32	Vladimir Orszagh (RW), 2005-06	16	4	5	9	14	--	--	--	--	--
28	Keith Osborne (RW), 1989-90	5	0	2	2	8	--	--	--	--	--
30	Chris Osgood (G), 2002-04	76	0	0	0	10	12	0	1	1	4
22	Danny O'Shea (C), 1971-73	95	15	29	44	41	15	0	2	2	38
21	Kevin O'Shea (RW), 1971-73	41	3	5	8	33	12	2	1	3	10
74	T.J. Oshie (C), 2008-Present	57	14	25	39	30	4	0	0	0	2
1, 30	Ted Ouimet (G), 1968-69	1	0	0	0	0	--	--	--	--	--
65	Cam Paddock (C), 2008-Present	16	2	1	3	0	--	--	--	--	--
14, 19, 24, 27	Doug Palazzari (C), 1974-75, 1976-79	108	18	20	38	23	2	0	0	0	0
26, 63	Justin Papineau (C), 2001-03	12	2	1	3	0	--	--	--	--	--

Team & Individual Results,
Records & Stats

All-Time Roster

NO.	NAME AND POSITION	REGULAR SEASON					PLAYOFFS				
		GP	G	A	TP	PIM	GP	G	A	TP	PIM
30	Rich Parent (G), 1997-99	11	0	0	0	2	--	--	--	--	--
24	Michel Parizeau (C), 1971-72	21	1	2	3	8	--	--	--	--	--
28	Greg Paslawski (RW), 1983-89	330	109	99	208	105	47	15	10	25	25
6	Larry Patey (C), 1975-84	603	123	136	259	524	35	8	9	17	51
27	Craig Patrick (RW), 1974-75	43	6	9	15	6	2	0	1	1	0
3	Glenn Patrick (D), 1973-74	1	0	0	0	2	--	--	--	--	--
35	Jim Pavese (D), 1981-88	263	10	34	44	487	29	0	5	5	66
12, 27	Rob Pearson (RW), 1995-97	45	7	6	13	91	2	0	0	0	14
18, 33, 36, 39	Scott Pellerin (LW), 1996-2000, 2003-04	296	44	67	111	189	31	1	2	3	22
20	Mike Peluso (LW), 1996-97	44	2	3	5	158	5	0	0	0	25
22	Joel Perrault (C), 2006-07	11	0	0	0	0	--	--	--	--	--
57	David Perron (C), 2007-Present	143	28	49	77	88	4	1	1	2	4
7, 28	Ricard Persson (D), 1996-2000	149	5	28	33	177	22	1	3	4	44
36	Robert Petrovicky (C), 1996-97	44	7	12	19	10	2	0	0	0	0
22	Jorgen Pettersson (LW), 1980-85	365	161	171	332	105	36	14	10	24	2
34	Michel Picard (LW), 1997-99	61	12	19	31	45	5	0	0	0	0
4, 12	Noel Picard (D), 1967-73	278	12	46	58	540	47	2	10	12	167
9	Roger Picard (RW), 1967-68	15	2	2	4	21	--	--	--	--	--
2	Dave Pichette (D), 1983-84	23	0	11	11	6	9	1	2	3	18
27	Alex Pietrangelo (D), 2008-Present	8	0	1	1	2	--	--	--	--	--
47	Rich Pilon (D), 2001-02	8	0	2	2	9	--	--	--	--	--
8	Barclay Plager (D), 1967-77	614	44	187	231	1115	68	3	20	23	182
22, 23	Billy Plager (D), 1968-72	127	2	18	20	141	19	0	0	0	18
5	Bob Plager (D), 1967-78	615	20	121	141	762	74	2	17	19	195
1, 30	Jacques Plante (G), 1968-70	69	0	2	2	2	16	0	1	1	2
16	Pierre Plante (RW), 1972-77	357	104	112	216	420	14	2	0	2	31
30	Michel Plasse (G), 1970-71	1	0	0	0	0	--	--	--	--	--
23	Adrien Plavsic (D), 1989-90	4	0	1	1	2	--	--	--	--	--
33	Steve Poapst (D), 2005-06	41	0	1	1	37	--	--	--	--	--
25	Shjon Podein (LW), 2001-03	91	6	10	16	30	17	0	1	1	12
20	Rudy Poeschek (D), 1997-2000	78	1	7	8	121	2	0	0	0	6
25	Johnny Pohl (C), 2003-04	1	0	0	0	0	--	--	--	--	--
46	Roman Polak (D), 2006-Present	94	1	15	16	51	4	0	0	0	0
9	Greg Polis (LW), 1973-74	37	8	12	20	24	--	--	--	--	--
9	Jame Pollock (D), 2003-04	9	0	0	0	6	--	--	--	--	--
32	Chris Porter (C), 2008-Present	6	1	1	2	0	--	--	--	--	--
25, 34	Mike Posavad (D), 1985-87	8	0	0	0	0	--	--	--	--	--
25	Vitali Prokhorov (LW), 1992-95	83	19	11	30	35	4	0	0	0	0
44	Chris Pronger (D), 1995-2004	598	84	272	356	931	85	10	41	51	210
7	Dan Quinn (C), 1990-91	14	4	7	11	20	13	4	7	11	32
33	Stephane Quintal (D), 1991-93	101	1	16	17	132	13	1	2	3	14
29	Bruce Racine (G), 1995-96	11	0	0	0	2	1	0	0	0	0
25	Herb Raglan (RW), 1985-91	235	26	39	65	571	32	3	6	9	50
5	Rob Ramage (D), 1982-88	441	67	229	296	898	43	5	26	31	147
15	Marty Reasoner (C), 1998-2001	95	17	30	47	47	17	5	2	7	4
22	Dick Redmond (D), 1977-78	28	4	11	15	16	--	--	--	--	--
15, 33	Mark Reeds (RW), 1981-87	320	45	105	150	98	53	8	9	17	23
41	Steve Regier (LW), 2008-09	8	3	1	4	4	--	--	--	--	--

All-Time Roster

NO.	NAME AND POSITION	REGULAR SEASON					PLAYOFFS				
		GP	G	A	TP	PIM	GP	G	A	TP	PIM
28	Todd Reirden (D), 1999-2001	94	6	25	31	75	5	0	1	1	0
25	Pascal Rheaume (C), 1997-2001, 03-04	148	19	31	50	74	21	2	4	6	14
15, 25, 36	Ken Richardson (C), 1974-75, 1977-79	49	8	13	21	16	--	--	--	--	--
40	Terry Richardson (G), 1978-79	1	0	0	0	0	--	--	--	--	--
30	Vincent Riendeau (G), 1988-92	122	0	3	3	10	21	0	0	0	0
19	Stephane Richer (RW), 1999-2000	36	8	17	25	14	3	1	0	1	0
5	Dave Richter (D), 1988-90	68	1	5	6	99	--	--	--	--	--
6, 20	Jamie Rivers (D), 1995-99, 2006-07	184	7	17	24	127	9	1	1	2	2
11	Wayne Rivers (RW), 1967-68	22	4	4	8	8	--	--	--	--	--
20	Andy Roach (D), 2005-06	5	1	2	3	10	--	--	--	--	--
17	Phil Roberto (RW), 1971-75	148	33	38	71	187	16	9	7	16	33
12, 15, 21, 22, 37	David Roberts (LW), 1993-96	48	7	11	18	24	9	0	0	0	16
4, 44	Gordie Roberts (D), 1987-91	166	6	42	48	263	30	2	11	13	67
6, 26	Jim Roberts (D/RW), 1967-72, 1977-78	395	63	94	157	322	52	9	9	18	70
4	Rob Robinson (D), 1991-92	22	0	1	1	8	--	--	--	--	--
7	Cliff Ronning (C), 1986-89, 1990-91	180	54	71	125	46	16	2	5	7	2
14	Bill Root (D), 1987-88	9	0	0	0	6	--	--	--	--	--
26, 62, 22	Martin Rucinsky (LW), 2002-03, 06-08	153	33	46	79	126	7	4	2	6	4
45	Cody Rudkowsky (G), 2002-03	1	0	0	0	0	--	--	--	--	--
9	Jason Ruff (LW), 1992-93	7	2	1	3	8	--	--	--	--	--
47	Darren Rumble (D), 2000-01	12	0	4	4	27	--	--	--	--	--
42	Mark Rycroft (RW), 2001-02, 2003-06	160	15	19	34	82	3	0	0	0	2
11, 20	Gary Sabourin (RW), 1967-74	463	136	131	267	334	62	19	11	30	58
2	Lawrence Sacharuk (D), 1974-75	76	20	22	42	24	2	1	1	2	2
9	Frank St. Marseille (RW), 1967-73	403	86	171	257	118	62	19	24	43	16
27	Bryce Salvador (D), 2000-08	447	16	47	63	413	36	2	1	3	26
19	Derek Sanderson (C), 1975-77	97	32	56	88	85	3	1	0	1	0
1	Curtis Sanford (G), 2002-07	73	0	0	0	0	--	--	--	--	--
29	Geoff Sarjeant (G), 1994-95	4	0	1	1	2	--	--	--	--	--
15	Glen Sather (LW), 1973-74	69	15	29	44	82	--	--	--	--	--
49	Brian Savage (LW), 2003-04	13	4	3	7	2	5	1	1	2	0
12, 36	Kevin Sawyer (LW), 1995-96	6	0	0	0	23	--	--	--	--	--
8, 10	Ron Schock (C), 1967-69	122	21	36	57	31	24	2	4	6	6
21	Dwight Schofield (D), 1983-85	113	5	14	19	403	--	--	--	--	--
40	Marek Schwarz (G), 2006-2009	6	0	0	0	0	--	--	--	--	--
10, 16	Rod Seiling (D), 1976-79	160	4	38	42	80	--	--	--	--	--
15	Peter Sejna (LW), 2002-07	49	7	4	11	12	--	--	--	--	--
18	Brit Selby (LW), 1970-72	59	1	4	5	31	1	0	0	0	0
26	Konstantin Shafranov (RW), 1996-97	5	2	1	3	0	--	--	--	--	--
19	Brendan Shanahan (LW), 1991-95	277	156	150	306	692	26	12	16	28	50
28	Brad Shaw (D), 1998-99	12	0	0	0	4	4	0	0	0	0
14	Rick Shinske (C), 1978-79	11	0	4	4	2	--	--	--	--	--
16, 20, 22	Jim Shires (LW), 1971-72	18	0	3	3	8	--	--	--	--	--
20	Timofei Shishkanov (LW) 2005-06	22	3	2	5	6	--	--	--	--	--
18	Mike Sillinger (C), 2003-06	64	27	24	51	63	5	3	1	4	6
22	Bobby Simpson (LW), 1979-80	18	2	2	4	0	--	--	--	--	--
33	Reid Simpson (LW), 2000-01	38	2	1	3	96	5	0	0	0	2
34	Randy Skarda (D), 1989-90, 1991-92	26	0	5	5	11	--	--	--	--	--

Team & Individual Results, Records & Stats

All-Time Roster

NO.	NAME AND POSITION	REGULAR SEASON					PLAYOFFS				
		GP	G	A	TP	PIM	GP	G	A	TP	PIM
30	Paul Skidmore (G), 1981-82	2	0	0	0	0	--	--	--	--	--
2	Rick Smith (D), 1975-77	42	1	8	9	24	3	0	1	1	4
20	Peter Smrek (D), 2000-01	6	2	0	2	2	--	--	--	--	--
27	John Smrke (LW), 1977-79	73	8	12	20	31	--	--	--	--	--
5, 27	Harold Snepsts (D), 1989-91	61	1	5	6	60	19	0	3	3	50
19, 28	Frank Spring (RW), 1973-75	5	0	0	0	0	--	--	--	--	--
31	Ed Staniowski (G), 1975-81	137	0	3	3	4	6	0	0	0	0
22	Myron Stankiewicz (LW), 1968-69	16	0	2	2	11	--	--	--	--	--
26	Peter Stastny (C), 1993-95	23	6	12	18	4	4	0	0	0	2
25	Yan Stastny (C), 2007-Present	46	4	5	9	29	--	--	--	--	--
20	Alex Steen (C), 2008-Present	61	6	18	24	24	4	0	1	1	0
12	Lee Stempniak (RW), 2005-09	233	57	73	130	97	--	--	--	--	--
1, 25, 30	Wayne Stephenson (G), 1971-74	87	0	1	1	2	3	0	0	0	0
2	Scott Stevens (D), 1990-91	78	5	44	49	150	13	0	3	3	36
20, 33	Bill Stewart (D), 1980-83	89	2	26	28	147	4	1	0	1	11
2	Bob Stewart (D), 1978-80	88	5	14	19	51	--	--	--	--	--
12	Ron Stewart (RW), 1967-68	19	7	5	12	11	--	--	--	--	--
12, 61	Cory Stillman (LW), 2000-03	171	50	69	119	98	30	5	9	14	12
62	Tyson Strachan (D), 2008-Present	30	0	3	3	39	--	--	--	--	--
43	Mike Stuart, 2003-06	3	0	0	0	0	--	--	--	--	--
3	Bob Stumpf (RW/D), 1974-75	7	1	1	2	16	--	--	--	--	--
22	Bill Sutherland (C), 1970-72	77	21	23	44	43	1	0	0	0	0
11	Brian Sutter (LW), 1976-88	779	303	333	636	1786	65	21	21	42	249
23	Rich Sutter (RW), 1989-93	250	40	41	81	351	42	6	4	10	73
22	Ron Sutter (C), 1991-94	163	37	54	91	236	6	1	3	4	8
33	Ken Sutton (D), 1995-96	6	0	0	0	4	1	1	10	11	30
17, 22	Jean-Guy Talbot (D), 1967-71	172	7	23	30	72	45	1	10	11	30
21, 25, 37, 40	Patrice Tardif (C), 1995-96	50	6	10	16	41	--	--	--	--	--
40	Dave Thomlinson (LW), 1989-91	22	1	2	3	12	9	3	1	4	4
15, 18	Floyd Thomson (LW), 1971-78, 1979-80	411	56	97	153	341	10	0	2	2	6
10	Esa Tikkanen (LW), 1994-96	54	13	27	40	40	7	2	2	4	20
20	Tom Tilley (D), 1988-91, 1993-94	174	4	38	42	89	14	1	3	4	19
7	Keith Tkachuk (LW), 2000-07, 07-Present	476	195	200	395	621	41	8	17	25	64
35	Hannu Toivonen (G), 2007-08	23	0	0	0	2	--	--	--	--	--
23	Larry Trader (D), 1986-87	5	0	0	0	8	--	--	--	--	--
36	Dan Trebil (D), 2000-01	10	0	0	0	0	--	--	--	--	--
36	Rob Tudor (RW/C), 1982-83	2	0	0	0	0	--	--	--	--	--
9	Darren Turcotte (C), 1997-98	62	12	6	18	26	10	0	0	0	2
1	Roman Turek (G), 1999-2001	121	0	2	2	10	21	0	0	0	2
77	Pierre Turgeon (C), 1996-2001	327	134	221	355	117	50	14	31	45	12
9, 19	Perry Turnbull (C), 1979-84, 1987-88	396	139	99	238	829	13	5	3	8	29
35	Steve Tuttle (RW), 1988-91	144	28	28	56	12	17	1	6	7	2
18, 6	Tony Twist (LW), 1989-90, 1994-99	294	10	11	21	688	18	1	1	2	22
7	Garry Unger (C), 1970-79	662	292	283	575	744	31	11	14	25	72
7, 43	Mike Van Ryn (D), 2000-03	69	2	11	13	26	9	0	0	0	0
17, 36	Sergei Varlamov (LW), 2001-03	55	5	7	12	26	1	0	0	0	2
15, 41	Alex Vasilevski (RW), 1995-97	3	0	0	0	2	--	--	--	--	--
12, 16, 20, 26	Gary Veneruzzo (W), 1967-68, 1971-72	7	1	1	2	0	9	0	2	2	2

All-Time Roster

NO.	NAME AND POSITION	REGULAR SEASON					PLAYOFFS				
		GP	G	A	TP	PIM	GP	G	A	TP	PIM
33	Jim Vesey (C/RW), 1988-90	11	1	2	3	7	--	--	--	--	--
5, 32	Alain Vigneault (D), 1981-83	42	2	5	7	82	4	0	1	1	26
37	Roman Vopat (D), 1995-96	25	2	3	5	48	--	--	--	--	--
49	Steve Wagner (D), 2007-Present	46	4	8	12	26	--	--	--	--	--
1, 31	Ernie Wakely (G), 1969-72	111	0	3	3	2	10	0	0	0	0
28	Matt Walker (D), 2002-08	175	1	10	11	275	4	0	0	0	0
2	Bob Wall (D), 1970-71	25	2	4	6	4	--	--	--	--	--
9	Mike Walton (C), 1978-79	22	7	11	18	6	--	--	--	--	--
30	Rick Wamsley (G), 1984-88	154	0	1	1	26	14	0	0	0	0
2	Bryan Watson (D), 1973-74	11	0	1	1	19	--	--	--	--	--
31	Jim Watt (G), 1973-74	1	0	0	0	0	--	--	--	--	--
43	Mike Weaver (D), 2008-Present	58	0	7	7	12	4	0	0	0	0
39	Doug Weight (C), 2001-06, 06-07	364	75	220	295	247	22	8	10	18	12
6	Eric Weinrich (D), 2003-06	85	3	24	27	58	5	0	1	1	0
26	Jay Wells (D), 1995-96	76	0	3	3	67	12	0	1	1	2
21	John Wensink (LW), 1973-74	3	0	0	0	0	--	--	--	--	--
25	Don Wheldon (D), 1974-75	2	0	0	0	0	--	--	--	--	--
36	Rob Whistle (D), 1987-88	19	3	3	6	6	1	0	0	0	0
23	Trent Whitfield (C), 2005-06, 2008-09	33	2	6	8	14	--	--	--	--	--
14	Doug Wickenheiser (C), 1983-87	230	51	67	118	108	36	4	7	11	16
25	Dennis Wideman (D), 2005-07	122	13	33	46	127	--	--	--	--	--
19	Butch Williams (RW), 1973-74	31	3	10	13	6	--	--	--	--	--
11	Bert Wilson (LW), 1975-76	45	2	3	5	47	--	--	--	--	--
22	Richard G. Wilson (D), 1974-76	141	3	11	14	103	3	0	0	0	0
4, 34	Rik Wilson (D), 1981-86	235	21	60	81	214	22	0	4	4	23
18	Ron Wilson (C), 1989-93	248	33	72	105	167	36	3	6	9	58
15	Brad Winchester (LW), 2008-Present	64	13	8	21	89	4	0	0	0	10
29	Jeff Woywitka (D) 2005-2009	152	6	29	35	106	4	0	0	0	0
33	Andy Wozniowski (D), 2008-09	1	0	0	0	0	--	--	--	--	--
10	John Wright (C), 1973-74	32	3	6	9	22	--	--	--	--	--
70	Jeremy Yablonski (RW), 2003-04	1	0	0	0	5	--	--	--	--	--
27	Terry Yake (C), 1997-2000	151	23	42	65	94	23	3	3	6	20
33	Trent Yawney (D), 1996-97	39	0	2	2	17	--	--	--	--	--
37	Harry York (C), 1996-98	132	18	24	42	55	5	0	0	0	2
48	Scott Young (RW), 1998-2002, 2005-06	377	125	129	254	153	44	19	16	35	22
43	Libor Zabransky (D), 1996-98	40	1	6	7	50	--	--	--	--	--
2	Joe Zanussi (D), 1976-77	11	0	3	3	4	--	--	--	--	--
9, 25	Peter Zedel (C), 1988-90, 1995-97	217	54	105	159	81	32	10	13	23	10
41	Michael Zigomanis (C), 2005-06	2	0	0	0	0	--	--	--	--	--
2, 4	Rick Zombo (D), 1991-95	231	6	42	48	233	24	0	3	3	37
21	Mike Zuke (C), 1978-83	296	76	159	235	160	26	6	6	12	12

Team & Individual Results,
Records & Stats

All-Time Roster - Goaltenders

NO.	NAME	REGULAR SEASON								PLAYOFFS							
		W-L-T	GP	MINS	GA	AVG	SO	EN		W-L	GP	MINS	GA	AVG	SO	EN	
30	Jason Bacashihua 2005-07	7-17-4	38	1,859	99	3.19	0	6	--	--	--	--	--	--	--	--	--
30	Tom Barrasso, 2002-03	1-4-0	6	293	16	3.28	1	0	--	--	--	--	--	--	--	--	--
45	Chris Beckford-Tseu, 2007-08	0-0-0	1	27	1	2.22	0	0	--	--	--	--	--	--	--	--	--
29, 30	Yves Belanger, 1974-78	19-23-3	48	2,687	164	3.66	1	2	--	--	--	--	--	--	--	--	--
30	Ben Bishop, 2008-Present	1-1-1	6	245	12	2.94	0	1	--	--	--	--	--	--	--	--	--
40	Fred Brathwaite, 2001-03	21-20-8	55	3,061	128	2.51	4	5	0-0	1	1	0	0	0	0	0	0
1	Don Caley, 1967-68	0-0-0	1	30	3	6	0	0	--	--	--	--	--	--	--	--	--
35	Jim Carey, 1998-99	1-2-0	4	202	13	3.86	0	0	--	--	--	--	--	--	--	--	--
30	Jacques Caron, 1971-73	22-22-10	58	3,181	160	3.02	2	5	4-7	12	639	34	3.19	0	1		
30	Jon Casey, 1994-97	12-16-4	43	1,974	105	3.19	0	2	6-7	14	777	38	2.93	1	0		
30	John Davidson, 1973-75	30-34-14	79	4,660	262	3.37	0	4	0-1	1	60	4	4	0	0		
30, 50	Reinhard Divis, 2001-06	6-9-3	28	1,212	67	3.32	0	2	0-0	1	18	0	0	0	0		
1, 29, 30	Gary Edwards, 1968-70, 1981-82	1-6-1	12	544	49	5.4	0	0	--	--	--	--	--	--	--	--	--
31	Grant Fuhr, 1995-99	108-87-41	249	14,094	629	2.68	11	11	15-14	31	1,832	73	2.39	3	3		
29, 30, 33	Doug Grant, 1976-80	10-12-6	31	1,681	98	3.5	1	3	--	--	--	--	--	--	--	--	--
33	Gilles Gratton, 1975-76	2-2-6	6	265	11	2.49	0	0	--	--	--	--	--	--	--	--	--
1	Glenn Hall, 1967-71	58-52-28	140	7,983	323	2.43	16	3	12-18	31	1,843	80	2.60	1	0		
29, 31	Glen Hanlon, 1981-83	3-9-1	16	747	58	4.66	0	2	0-2	3	109	9	4.95	0	0		
29, 40	Guy Hebert, 1991-93	13-13-3	37	1,948	110	3.39	1	1	0-0	1	2	0	0	0	0		
30, 31	Rick Heinz, 1980-85	12-18-5	46	2,176	150	4.14	1	4	0-0	1	8	1	7.5	0	0		
35	Chris Holt, 2008-09	0-0-0	1	19	0	0	0	0	--	--	--	--	--	--	--	--	--
29	Jim Hrivnak, 1993-94	4-10-0	23	970	69	4.27	0	1	--	--	--	--	--	--	--	--	--
1, 22, 30	Robbie Irons, 1968-69	0-0-0	1	3	0	0	0	0	--	--	--	--	--	--	--	--	--
1	Pat Jablonski, 1989-92, 1995-96	5-12-3	23	1,174	81	4.14	0	2	0-0	3	90	5	3.33	0	0		
31	Bob Johnson, 1972-73	6-5-0	12	583	26	2.68	0	0	--	--	--	--	--	--	--	--	--
1, 35	Brent Johnson, 1998-99, 2000-04	76-47-12	143	8,055	304	2.26	12	9	5-6	12	652	20	1.84	3	1		
1	Eddie Johnston, 1974-78	41-52-20	118	6,713	376	3.36	4	2	0-3	4	198	14	4.24	0	0		
31	Curtis Joseph, 1989-95	137-96-34	280	15,987	810	3.04	5	12	16-16	34	2,059	107	3.12	2	4		
40	Patrick Lalime, 2005-06	4-18-8	31	1,699	103	3.64	0	0	--	--	--	--	--	--	--	--	--
30	Michel Larocque, 1983-84	0-0-0	5	300	31	6.2	0	1	--	--	--	--	--	--	--	--	--
34	Manny Legace, 2006-09	63-49-15	140	7,638	333	2.62	10	13	--	--	--	--	--	--	--	--	--
1	Mike Liut, 1979-85	151-133-52	347	20,010	1,194	3.58	10	16	17-20	39	2,326	133	3.43	1	2		
30	Seth Martin, 1967-68	8-10-7	30	1,552	67	2.59	1	1	0-0	2	73	5	4.11	0	0		
50	Chris Mason, 2008-Present	27-21-7	57	3,215	129	2.41	6	7	0-4	4	256	10	2.34	0	1		
1	Darrell May, 1985-88	1-5-0	6	364	31	5.11	0	1	--	--	--	--	--	--	--	--	--
30	Peter McDuffie, 1971-72	0-0-0	10	467	29	3.73	0	0	0-1	1	60	7	7	0	0		
29	Jamie McLennan, 1997-2000	38-27-8	82	4,430	163	2.21	7	4	0-1	1	51	1	1.18	0	1		
1	Jim McLeod, 1971-72	6-6-4	16	880	44	3	0	1	--	--	--	--	--	--	--	--	--
29	Greg Millen, 1984-90	85-87-33	209	12,375	708	3.43	9	16	17-17	35	2,145	113	3.16	0	3		
1, 30	Phil Myre, 1977-79	20-47-16	83	4,879	322	3.96	2	4	--	--	--	--	--	--	--	--	--
30	Chris Osgood, 2002-04	35-28-10	76	4,393	171	2.34	5	4	4-8	12	704	29	2.47	1	0		
1, 30	Ted Quimet, 1968-69	0-1-0	1	60	2	2	0	0	--	--	--	--	--	--	--	--	--
30	Rich Parent, 1997-99	4-3-1	11	531	22	2.49	1	1	--	--	--	--	--	--	--	--	--
1, 30	Jacques Plante, 1968-70	36-21-11	69	3,978	137	2.07	10	1	12-3	16	913	22	1.45	4	1		
30	Michel Plasse, 1970-71	1-0-0	1	60	3	3	0	0	--	--	--	--	--	--	--	--	--
29	Bruce Racine, 1995-96	0-3-0	11	230	12	3.13	0	0	0-0	1	1	0	0	0	0		
40	Terry Richardson, 1978-79	0-1-0	1	60	9	9	0	0	--	--	--	--	--	--	--	--	--
30	Vincent Riendeau, 1988-92	58-45-16	122	7,221	402	3.34	4	7	9-11	21	1,084	59	3.27	1	3		
45	Cody Rudkowsky, 2002-03	1-0-0	1	30	0	0	0	0	--	--	--	--	--	--	--	--	--
1	Curtis Sanford, 2002-2003, 05-07	26-26-10	73	3,719	173	2.79	4	7	--	--	--	--	--	--	--	--	--
29	Geoff Sarjeant, 1994-95	1-0-0	4	120	6	3	0	0	--	--	--	--	--	--	--	--	--
40	Marek Schwarz, 2006-2009	0-2-0	6	225	9	2.40	0	1	--	--	--	--	--	--	--	--	--
30	Paul Skidmore, 1981-82	1-1-0	2	120	6	3	0	0	--	--	--	--	--	--	--	--	--
31	Ed Staniowski, 1975-81	37-68-14	137	7,504	496	3.97	0	8	1-4	6	308	16	3.12	0	1		
1, 25, 30	Wayne Stephenson, 1971-74	31-37-12	87	4,995	260	3.12	3	4	1-2	3	160	14	5.25	0	0		
35	Hannu Toivonen, 2007-08	6-10-5	23	1,202	69	3.44	0	2	--	--	--	--	--	--	--	--	--
1	Roman Turek, 1999-2001	66-33-19	121	7,192	252	2.1	13	10	12-9	21	1,323	50	2.27	0	2		
1, 31	Ernie Wakley, 1969-72	40-41-17	111	6,124	283	2.77	8	2	2-6	10	509	37	4.36	1	0		
30	Rick Wamsley, 1984-88	75-59-15	154	9,064	515	3.41	3	9	5-9	14	809	49	3.63	0	1		
31	Jim Watt, 1973-74	0-0-0	1	20	2	6	0	0	--	--	--	--	--	--	--	--	--

Offensive Leaders By Season

GOALS

SEASON	GOALS	1994-95	Brett Hull	29	1980-81	Wayne Babych	54
2008-09	Brad Boyes	1993-94	Brett Hull	57	1979-80	Bernie Federko	38
2007-08	Brad Boyes	1992-93	Brett Hull	54	1978-79	Brian Sutter	41
2006-07	Bill Guerin	1991-92	Brett Hull	70	1977-78	Garry Unger	32
2005-06	Mike Sillinger	1990-91	Brett Hull	86	1976-77	Garry Unger	30
2003-04	Keith Tkachuk	1989-90	Brett Hull	72	1975-76	Chuck Lefley	43
2002-03	Pavol Demitra	1988-89	Brett Hull	41	1974-75	Garry Unger	36
2001-02	Keith Tkachuk	1987-88	Tony McKegney	40	1973-74	Garry Unger	33
2000-01	Scott Young	1986-87	Doug Gilmour	42	1972-73	Garry Unger	41
1999-2000	Pavol Demitra	1985-86	Mark Hunter	44	1971-72	Garry Unger	36
1998-99	Pavol Demitra	1984-85	Joe Mullen	40	1970-71	Chris Bordeleau	21
1997-98	Geoff Courtnall	1983-84	Bernie Federko, Joe Mullen	41	1969-70	Red Berenson	33
1996-97	Brett Hull	1982-83	Brian Sutter	46	1968-69	Red Berenson	35
1995-96	Brett Hull	1981-82	Brian Sutter	39	1967-68	Red Berenson	22

ASSISTS

SEASON	ASSISTS	1993-94	Craig Janney	68	1979-80	Bernie Federko	56
2008-09	Brad Boyes	1992-93	Craig Janney	82	1978-79	Bernie Federko	64
2007-08	Paul Kariya	1991-92	Adam Oates	59	1977-78	Red Berenson	25
2006-07	Doug Weight	1990-91	Adam Oates	90	1976-77	Bob MacMillan	39
2005-06	Doug Weight	1989-90	Adam Oates	79	1975-76	Garry Unger	44
2003-04	Doug Weight	1988-89	Bernie Federko	45	1974-75	Garry Unger	44
2002-03	Pavol Demitra	1987-88	Bernie Federko	69	1973-74	Garry Unger	35
2001-02	Pavol Demitra	1986-87	Doug Gilmour	63	1972-73	Garry Unger	39
2000-01	Pierre Turgeon	1985-86	Bernie Federko	68	1971-72	Frank St. Marseille	36
1999-2000	Chris Pronger	1984-85	Bernie Federko	73	1970-71	Chris Bordeleau, Frank St. Marseille	32
1998-99	Pavol Demitra	1983-84	Bernie Federko	66	1969-70	Phil Goyette	49
1997-98	Pierre Turgeon	1982-83	Bernie Federko	60	1968-69	Red Berenson	47
1996-97	Pierre Turgeon	1981-82	Bernie Federko	62	1967-68	Gerry Melnyk	35
1995-96	Al MacInnis	1980-81	Bernie Federko	73			
1994-95	Steve Duchesne						

POINTS

SEASON	POINTS	1994-95	Brett Hull	50	1980-81	Bernie Federko	104
2008-09	Brad Boyes	1993-94	Brendan Shanahan	102	1979-80	Bernie Federko	94
2007-08	Brad Boyes, Paul Kariya	1992-93	Craig Janney	106	1978-79	Bernie Federko	95
2006-07	Doug Weight	1991-92	Brett Hull	109	1977-78	Garry Unger	52
2005-06	Scott Young	1990-91	Brett Hull	131	1976-77	Bob MacMillan	58
2003-04	Keith Tkachuk	1989-90	Brett Hull	113	1975-76	Chuck Lefley	85
2002-03	Pavol Demitra	1988-89	Brett Hull	84	1974-75	Garry Unger	80
2001-02	Pavol Demitra	1987-88	Bernie Federko	89	1973-74	Garry Unger	68
2000-01	Pierre Turgeon	1986-87	Doug Gilmour	105	1972-73	Garry Unger	80
1999-2000	Pavol Demitra	1985-86	Bernie Federko	102	1971-72	Garry Unger	70
1998-99	Pavol Demitra	1984-85	Bernie Federko	103	1970-71	Chris Bordeleau	53
1997-98	Brett Hull	1983-84	Bernie Federko	107	1969-70	Phil Goyette	78
1996-97	Brett Hull	1982-83	Bernie Federko	84	1968-69	Red Berenson	82
1995-96	Brett Hull	1981-82	Bernie Federko	92	1967-68	Red Berenson	51

PENALTY MINUTES

SEASON	PENALTY MINUTES	1994-95	Brendan Shanahan	136	1980-81	Brian Sutter	232
2008-09	David Backes	1993-94	Kelly Chase	278	1979-80	Brian Sutter	156
2007-08	D.J. King	1992-93	Garth Butcher	211	1978-79	Brian Sutter	165
2006-07	Keith Tkachuk	1991-92	Kelly Chase	264	1977-78	Brian Sutter	123
2005-06	Barret Jackman	1990-91	Glen Featherstone	204	1976-77	Bob Gassoff	254
2003-04	Reed Low, Mike Danton	1989-90	Kelly Chase	244	1975-76	Bob Gassoff	306
2002-03	Reed Low	1988-89	Todd Ewen	171	1974-75	Bob Gassoff	222
2001-02	Reed Low	1987-88	Todd Ewen	227	1973-74	Steve Durban	144
2000-01	Reed Low	1986-87	Mark Hunter	169	1972-73	Steve Durban	231
1999-2000	Tyson Nash	1985-86	Mark Hunter, Rob Ramage	171	1971-72	Barclay Plager	176
1998-99	Tony Twist	1984-85	Dwight Schofield	184	1970-71	Barclay Plager	172
1997-98	Kelly Chase	1983-84	Dwight Schofield	254	1969-70	Barclay Plager	128
1996-97	Mike Peluso	1982-83	Brian Sutter	254	1968-69	Noel Picard	131
1995-96	Shayne Corson	1981-82	Brian Sutter	239	1967-68	Barclay Plager	153

Team & Individual Results, Records & Stats

Offensive Leaders By Season

GAME WINNING GOALS

SEASON			Brett Hull			Brian Sutter		
2008-09	Brad Boyes	11	1996-97	Pierre Turgeon	7	1981-82	Bernie Federko	6
2007-08	Brad Boyes	9	1995-96	Brett Hull	6	1980-81	Wayne Babych	7
2006-07	Lee Stempniak	4		Brian Noonan	6	1979-80	Blair Chapman	6
2005-06	Barret Jackman	2	1994-95	Brett Hull	6	1978-79	Bob Murdoch	3
	Mark Rycroft			Brendan Shanahan	6		Brian Sutter	3
	Lee Stempniak		1993-94	Brendan Shanahan	8	1977-78	Garry Unger	5
	Jay McClement		1992-93	Brendan Shanahan	8	1976-77	Garry Unger	5
2003-04	Keith Tkachuk	8	1991-92	Brett Hull	9	1975-76	Chuck Leffley	9
2002-03	Keith Tkachuk	5	1990-91	Brett Hull	11	1974-75	Garry Unger	8
	Eric Boguniecki	5	1989-90	Brett Hull	12	1973-74	Lou Angotti	5
2001-02	Pavol Demitra	10	1988-89	Brett Hull	6		Glen Sather	5
2000-01	Scott Young	7	1987-88	Brian Benning	5	1972-73	Garry Unger	5
1999-2000	Al MacInnis	7	1986-87	Greg Paslawski	7	1971-72	Gary Sabourin	7
	Scott Young	7	1985-86	Doug Gilmour	5	1970-71	Chris Bordeleau	7
1998-99	Pavol Demitra	10	1984-85	Brian Sutter	7	1969-70	Red Berenson	8
1997-98	Jim Campbell	6	1983-84	Jorgen Pettersson	7	1968-69	Red Berenson	6
	Pavol Demitra	6	1982-83	Jorgen Pettersson	4	1967-68	Red Berenson	7

POWER PLAY GOALS

SEASON			1994-95	Brett Hull	9	1980-81	Brian Sutter	17
2008-09	Brad Boyes	16	1993-94	Brett Hull	25	1979-80	Blake Dunlop	8
2007-08	Keith Tkachuk	12	1992-93	Brett Hull	29	1978-79	Brian Sutter	12
2006-07	Lee Stempniak	8	1991-92	Brett Hull	20	1977-78	Garry Unger	10
2005-06	Scott Young	10	1990-91	Brett Hull	29	1976-77	Bob MacMillan	10
	Keith Tkachuk		1989-90	Brett Hull	27	1975-76	Garry Unger	13
2003-04	Keith Tkachuk	18	1988-89	Brett Hull	16	1974-75	Lawrence Sacharuk	11
2002-03	Keith Tkachuk	14		Cliff Ronning	16	1973-74	Garry Unger	9
2001-02	Keith Tkachuk	13	1987-88	Doug Gilmour	19	1972-73	Garry Unger	10
2000-01	Keith Tkachuk	17	1986-87	Doug Gilmour	17	1971-72	Garry Unger	14
1999-2000	Three players tied	8	1985-86	Bernie Federko	16	1970-71	Bill Sutherland	11
1998-99	Pavol Demitra	14	1984-85	Brian Sutter	14	1969-70	Red Berenson	16
1997-98	Brett Hull	10	1983-84	Brian Sutter	14	1968-69	Red Berenson	7
1996-97	Brett Hull	12	1982-83	Brian Sutter	11		Camille Henry	7
1995-96	Brett Hull	16	1981-82	Brian Sutter	14	1967-68	Red Berenson	7

SHOTS ON GOAL

SEASON					
2008-09	Brad Boyes	220	1986-87	Tony McKegney	241
2007-08	Paul Kariya	223	1985-86	Doug Gilmour	207
2006-07	Bill Guerin	189	1984-85	Rob Ramage	227
2005-06	Scott Young	284	1983-84	Rob Ramage	285
2003-04	Keith Tkachuk	233	1982-83	Rob Ramage	267
2002-03	Al MacInnis	299	1981-82	Rob Ramage	279
2001-02	Keith Tkachuk	244	1980-81	Jorgen Pettersson	227
2000-01	Scott Young	321	1979-80	Perry Turnbull	209
1999-2000	Al MacInnis	245		Bernie Federko	184
1998-99	Al MacInnis	314	1978-79	Wayne Babych	196
1997-98	Al MacInnis	227	1977-78	Garry Unger	238
1996-97	Brett Hull	302	1976-77	Garry Unger	235
1995-96	Brett Hull	327	1975-76	Garry Unger	357
1994-95	Brett Hull	200	1974-75	Garry Unger	349
1993-94	Brendan Shanahan.....	397	1973-74	Garry Unger	327
1992-93	Brett Hull	390	1972-73	Garry Unger	342
1991-92	Brett Hull	408	1971-72	Garry Unger	321
1990-91	Brett Hull	389	1970-71	Frank St. Marseille	217
1989-90	Brett Hull	385	1969-70	Red Berenson	282
1988-89	Brett Hull	305	1968-69	Red Berenson	288
			1967-68	Red Berenson	219

PLUS/MINUS

SEASON					
2008-09	Patrik Berglund	19	1995-96	Dale Hawerchuk, Al MacInnis	5
2007-08	David Perron	16	1994-95	Steve Duchesne	29
2006-07	Barret Jackman	20	1993-94	Kevin Miller	6
2005-06	Trent Whitfield	3	1992-93	Brendan Shanahan	10
2003-04	Petr Cajanek, Eric Weinrich	12	1991-92	Lee Norwood	14
2002-03	Barret Jackman	23	1990-91	Brett Hull, Scott Stevens	23
2001-02	Chris Pronger	23	1989-90	Paul Cavallini	38
2000-01	Pavol Demitra	27	1988-89	Paul Cavallini	25
1999-2000	Chris Pronger	52	1987-88	Tony McKegney	10
1998-99	Al MacInnis	33	1986-87	Charlie Bourgeois	16
1997-98	Chris Pronger	47	1985-86	Rob Ramage	18
1996-97	Chris Pronger	15	1984-85	Tim Bothwell	27
			1983-84	Tim Bothwell	22
			1982-83	Andre Dore	9

All-Time Offensive Leaders

GAMES PLAYED

1	Bernie Federko	.927
2	Brian Sutter	.779
3	Brett Hull	.744
4	Garry Unger	.662
5	Bob Plager	.615
6	Barclay Plager	.614
7	Al MacInnis	.613
8	Larry Patey	.603
9	Chris Pronger	.598
10	Red Berenson	.519

ASSISTS

1	Bernie Federko	.721
2	Brett Hull	.409
3	Brian Sutter	.333
4	Al MacInnis	.325
5	Pavol Demitra	.289
6	Garry Unger	.283
7	Chris Pronger	.272
8	Red Berenson	.240
9	Rob Ramage	.229
10	Adam Oates	.228

POINTS

1	Bernie Federko	1,073
2	Brett Hull	.936
3	Brian Sutter	.636
4	Garry Unger	.575
5	Pavol Demitra	.493
6	Al MacInnis	.452
7	Red Berenson	.412
8	Keith Tkachuk	.395
9	Chris Pronger	.356
10	Pierre Turgeon	.355

PENALTY MINUTES

1	Brian Sutter	1,786
2	Kelly Chase	1,497
3	Barclay Plager	1,115
4	Chris Pronger	.931
5	Rob Ramage	.898
6	Bob Gassoff	.866
7	Perry Turnbull	.829
8	Bob Plager	.762
9	Garry Unger	.744
10	Reed Low	.694

GOALS

1	Brett Hull	.527
2	Bernie Federko	.352
3	Brian Sutter	.303
4	Garry Unger	.292
5	Pavol Demitra	.204
6	Keith Tkachuk	.195
7	Red Berenson	.172
8	Jorgen Pettersson	.161
9	Brendan Shanahan	.156
10	Wayne Babych	.155

HAT TRICKS

1	Brett Hull	.27
2	Bernie Federko	.11
3	Garry Unger	.7
	Brian Sutter	.7
5	Jorgen Pettersson	.6
	Brendan Shanahan	.6
7	Red Berenson	.5
8	Pavol Demitra	.3
	Mark Hunter	.3
	Pierre Plante	.3
	Wayne Babych	.3
	Pierre Turgeon	.3

Team & Individual Results, Records & Stats

All-Time Offensive Leaders

GAME-WINNING GOALS

1	Brett Hull	.70
2	Pavol Demitra	.45
3	Garry Unger	.40
4	Bernie Federko	.39
5	Red Berenson	.29
	Brian Sutter	.29
7	Keith Tkachuk	.28
8	Pierre Turgeon	.25
9	Brendan Shanahan	.24
10	Al MacInnis	.22

GAME-TYING GOALS

1	Garry Unger	.19
2	Red Berenson	.15
	Bernie Federko	.15
4	Brian Sutter	.11
5	Wayne Babych	.9
6	Pierre Plante	.8
	Frank St. Marseille	.8
	Gary Sabourin	.8
9	Jorgen Pettersson	.7
10	Jim Roberts	.7
	Brett Hull	.7

POWER-PLAY GOALS

1	Brett Hull	.195
2	Bernie Federko	.116
3	Brian Sutter	.107
4	Keith Tkachuk	.91
5	Garry Unger	.86
6	Pavol Demitra	.63
7	Al MacInnis	.55
8	Red Berenson	.53
9	Brendan Shanahan	.52
10	Joe Mullen	.51

SHORT-HANDED GOALS

1	Larry Patey	.23
2	Brett Hull	.18
3	Rick Meagher	.13
4	Chuck Lefley	.10
	Scott Pellerin	.10
6	Bill McCreary	.9
	Brendan Shanahan	.9
	Craig Conroy	.9
9	Terry Crisp	.8
10	Jim Roberts	.7
	Ron Wilson	.7

SHOTS ON GOAL

1	Brett Hull	3,367
2	Garry Unger	2,473
3	Al MacInnis	2,266
4	Bernie Federko	1,969
5	Brian Sutter	1,686
6	Red Berenson	1,563
7	Rob Ramage	1,421
8	Gary Sabourin	1,357
9	Chris Pronger	1,333
10	Scott Young	1,264

All-Time Goaltending Leaders

GAMES PLAYED			WINS		SHUTOUTS			
1	Mike Liut	347	1	Mike Liut	151	1	Glenn Hall	16
2	Curtis Joseph	280	2	Curtis Joseph	137	2	Roman Turek	13
3	Grant Fuhr	249	3	Grant Fuhr	108	3	Brent Johnson	12
4	Greg Millen	209	4	Greg Millen	85	4	Grant Fuhr	11
5	Rick Wamsley	154	5	Brent Johnson	76	5	Manny Legace	10
6	Brent Johnson	143	6	Rick Wamsley	75		Jacques Plante	10
7	Glenn Hall	140	7	Roman Turek	66		Mike Liut	10
8	Manny Legace	140	8	Manny Legace	63	8	Greg Millen	9
9	Ed Staniowski	137	9	Vincent Riendeau	58	9	Ernie Wakely	8
10	Vincent Riendeau	122		Glenn Hall	58	10	Jamie McLennan	7

ASSISTS			MINUTES PLAYED		GOALS-AGAINST AVERAGE			
1	Curtis Joseph	17	1	Mike Liut	20,010	1	Jacques Plante	2.07
2	Mike Liut	7	2	Curtis Joseph	15,987	2	Roman Turek	2.10
3	Brent Johnson	5	3	Grant Fuhr	14,094	3	Jamie McLennan	2.21
	Grant Fuhr	5	4	Greg Millen	12,375	4	Brent Johnson	2.26
5	Yves Belanger	4	5	Rick Wamsley	9,064	5	Chris Osgood	2.34
6	Ernie Wakely	3	6	Brent Johnson	8,056	6	Chris Mason	2.41
	Vincent Riendeau	3	7	Manny Legace	7,638	7	Glenn Hall	2.43
	Greg Millen	3	8	Glenn Hall	7,983	8	Fred Brathwaite	2.51
9	Manny Legace	2	9	Ed Staniowski	7,504	9	Seth Martin	2.59
	Jacques Plante	2	10	Vince Riendeau	7,221	10	Manny Legace	2.62
	John Davidson	2						
	Phil Myre	2						
	Roman Turek	2						

*Minimum 25 games played

Team & Individual Results, Records & Stats

All-Time Team Records

SEASON HIGHS

POINTS, ONE SEASON: 114 - 1999-2000 (51-20-11)
HOME POINTS, ONE SEASON: 64 - 2000-01 (28-5-5-3)
ROAD POINTS, ONE SEASON: 58 - 1999-2000 (27-10-4)
WINS, ONE SEASON: 51 - 1999-2000
HOME WINS, ONE SEASON: 29 - 1980-81
ROAD WINS, ONE SEASON: 27 - 1999-2000
OVERTIME WINS, ONE SEASON: 11 - 2003-04
LOSSES, ONE SEASON: 50 - 1978-79
HOME LOSSES, ONE SEASON: 23 - 2005-06
ROAD LOSSES, ONE SEASON: 30 - 1978-79
OVERTIME LOSSES, ONE SEASON: 8 - 2007-08
TIES, ONE SEASON: 19 - 1970-71
SHOOTOUT WINS ONE SEASON: 6 - 2006-07 and 2008-09
SHOOTOUT LOSSES ONE SEASON: 8 - 2005-06
HOME TIES, ONE SEASON: 9 - (3x) (last 1995-96)
ROAD TIES, ONE SEASON: 14 - 1980-81
SHUTOUTS, ONE SEASON: 13 - 1968-69
SHUTOUTS, ONE SEASON: 9 - (2x) (last 2003-04)
CONSECUTIVE SHUTOUT GAMES, FOR: 3 - Dec. 1-Dec. 6, 1988-89
CONSECUTIVE SHUTOUT GAMES, AGAINST: 2 - (9x)
(last Dec. 26 and 28, 2007-08)
POINTS SCORED, ONE SEASON: 929 - 1980-81
GOALS, ONE SEASON: 352 - 1980-81
GOALS AGAINST, ONE SEASON: 349 - 1980-81

20-OR-MORE GOAL SCORERS, ONE SEASON: 10 - 1980-81
30-OR-MORE GOAL SCORERS, ONE SEASON: 5 - 1980-81
40-OR-MORE GOAL SCORERS, ONE SEASON: 2 - (2x) (last 1993-94)
50-OR-MORE GOAL SCORERS, ONE SEASON: 2 - (2x) (last 1993-94)
60-OR-MORE GOAL SCORERS, ONE SEASON: 1 - 1989-90, 1990-91, 1991-92
70-OR-MORE GOAL SCORERS, ONE SEASON: 1 - 1989-90, 1990-91, 1991-92
80-OR-MORE GOAL SCORERS, ONE SEASON: 1 - 1990-91
POWER PLAY GOALS, ONE SEASON: 86 - 1993-94
POWER PLAY GOALS AGAINST, ONE SEASON: 98 - 1975-76
SHORT HAND GOALS, ONE SEASON: 21 - 1975-76
SHORT HAND GOALS AGAINST, ONE SEASON: 18 - 1990-91
ASSISTS, ONE SEASON: 577 - 1980-81
PENALTY MINUTES, ONE SEASON: 2,041 - 1991-92
PENALTIES, ONE SEASON: 707 - 1987-88
(582 minors, 99 majors, 26 misconducts)
MINORS, ONE SEASON: 582 - 1987-88, 1995-96
MAJORS, ONE SEASON: 99 - 1987-88
MISCONDUCTS, ONE SEASON: 50 - 1991-92

SEASON LOWS

POINTS, ONE SEASON: 48 - 1978-79 (18-50-12)
HOME POINTS, ONE SEASON: 30 - 2005-06 (12-23-6)
ROAD POINTS, ONE SEASON: 14 - 1978-79 (4-30-6)
WINS, ONE SEASON: 18 - 1978-79
HOME WINS, ONE SEASON: 12 - (2x) (last 2005-06)
ROAD WINS, ONE SEASON: 4 - 1978-79
LOSSES, ONE SEASON: 18 - 1980-81 (15- 1994-95*)
HOME LOSSES, ONE SEASON: 7 - 1970-71, 1980-81 (6 - 1994-95*)
ROAD LOSSES, ONE SEASON: 10 - 1999-2000, (9 - 1994-95*)
TIES, ONE SEASON: 7 - 1983-84 (5 - 1994-95*)
HOME TIES, ONE SEASON: 1 - 2001-02
ROAD TIES, ONE SEASON: 3 - 1985-86, 1993-94 (1994-95*) 1997-98
SHOOTOUT WINS ONE SEASON: 3 - 2007-08
SHOOTOUT LOSSES ONE SEASON: 5 - 2007-08
SHUTOUTS, ONE SEASON: none - 1986-87

TIES SHUTOUT, ONE SEASON: none - 1981-82
SCORING POINTS, ONE SEASON: 454 - 1967-68
GOALS, ONE SEASON: 177 - 1967-68
GOALS AGAINST, ONE SEASON: 157 - 1968-69 (135 - 1994-95*)
POWER PLAY GOALS, ONE SEASON: 39 - 1972-73 (36 - 1994-95*)
POWER PLAY GOALS AGAINST, ONE SEASON: 37 - 1967-68
SHORT HAND GOALS, ONE SEASON: 2 - 1977-78
SHORT HAND GOALS AGAINST, ONE SEASON: 1 - 1972-73
ASSISTS, ONE SEASON: 277 - 1967-68
PENALTY MINUTES, ONE SEASON: 792 - 1967-68
PENALTIES, ONE SEASON: 324 - 1967-68 (297 minors, 16 majors, 12 misconducts)
MINORS, ONE SEASON: 250 - 1977-78
MAJORS, ONE SEASON: 16 - (2x) (last 1968-69)
MISCONDUCTS, ONE SEASON: 8 - 1979-80
*Denotes Lock-Out Season

STREAKS

LONGEST WINNING STREAK, REGULAR SEASON: 10 games 2001-02
(Jan. 3 - Jan. 23)
LONGEST WINNING STREAK, INCLUDING PLAYOFFS: 10 games -
1968-69 (March 26 - Apr. 21) 2 regular season, 8 playoff games
LONGEST HOME WINNING STREAK: 9 games - 1990-91 (Jan. 26 - Feb. 26)
LONGEST ROAD WINNING STREAK: 10 games - 1999-2000
(Jan. 1 - March 2)
LONGEST UNDEFEATED STREAK: 12 games - (2x)
(last 2000-01, Nov. 24 - Dec. 26) (11-0-1)
LONGEST HOME UNDEFEATED STREAK: 11 games - (4x)
(last 1993-94, Oct. 7 - Nov. 26) (7-0-4)
LONGEST ROAD UNDEFEATED STREAK: 11 games - 1999-2000
(Jan. 1 - March 4) (10-0-1)
LONGEST LOSING STREAK: 13 games - 2005-06 (March 16-April 8)
LONGEST HOME LOSING STREAK: 7 games - 2005-06 (Oct. 22 - Nov. 26)
LONGEST ROAD LOSING STREAK: 10 games - (3x)
(last 2007-08, Feb. 16-March 15)
LONGEST WINLESS STREAK: 13 games - 2005-06
(March 16-April 8) (0-10-3)

LONGEST HOME WINLESS STREAK: 7 games - (2x), 2005-06
(Oct. 22 - Nov. 26) 1982-83 (Dec. 28 - Jan. 25) (0-5-2)
LONGEST ROAD WINLESS STREAK: 17 games - 1973-74
(Jan. 23 - Apr. 7) (0-14-3)
LONGEST STREAK OF GAMES TIED: 3 games - (8x)
(last 1995-96, Jan. 11 - Jan. 14)
LONGEST STREAK OF HOME GAMES TIED: 3 games - (2x)
(last 1984-85, Dec. 4 - 11)
LONGEST STREAK OF ROAD GAMES TIED: 5 games - 1967-68
(Jan. 10 - 25)
LONGEST STREAK OF SHOOTOUT GAMES: 2 games - Jan. 19-20
LONGEST NON-SHUTOUT STREAK: 119 games - April 5, 1981 -
Dec. 28, 1982
LONGEST SEQUENCE BLUES SHUTOUT OPPONENT:
186:15 consecutive minutes, Manny Legace, Dec. 28-Jan. 8, 2007-08
LONGEST SEQUENCE OPPONENTS SHUTOUT BLUES:
179:54 consecutive minutes, March 7-13, 1971



All-Time Team Records

HIGHS

GOALS, BLUES, ONE GAME: 11 - St. Louis 11 at Ottawa 1 - Feb. 26, 1994

GOALS AGAINST, ONE GAME: 11 - (2x) (last, Nov. 25, 1992 at Detroit)

GOALS, BOTH TEAMS, ONE GAME: 18 - Jan. 27, 1984 vs. Minnesota

GOALS, BOTH TEAMS, ONE PERIOD: 10 - March 15, 1988 vs. Chicago, (3rd period)

GOALS, BLUES, ONE PERIOD: 6 - (3x) (last, Feb. 23, 1991 vs. Boston) (3rd period)

GOALS AGAINST, ONE PERIOD: 7 - Nov. 22, 1972 at Pittsburgh, (3rd period)

POWER PLAY GOALS, BLUES, ONE GAME: 5 - Jan. 25, 1991 at Detroit

POWER PLAY GOALS AGAINST, ONE GAME: 5 - (2x)

(last, Dec. 30, 2003 vs. Philadelphia)

MOST SHORT HAND GOALS, ONE GAME: 3 - Dec. 22, 1990 vs. Chicago

SHOTS, BLUES, ONE GAME: 61 - Feb. 14, 1970 vs. Los Angeles

SHOTS, OPPONENTS, ONE GAME: 54 - (3x) (last, March 2, 1992 at Vancouver)

SHOTS, BLUES, ONE PERIOD: 27 - Dec. 29, 1984 vs. N.Y. Islanders, (3rd period)

SHOTS, OPPONENTS, ONE PERIOD: 27 - March 2, 1992 at Vancouver (3rd period)

SHOTS, BOTH TEAMS, ONE GAME: 96 - Washington (42) at St. Louis (54), Feb. 27, 1992

SHOTS, BOTH TEAMS, ONE OVERTIME GAME: 93 - N.Y. Rangers (42) at St. Louis (51), Jan. 12, 1985

SHOTS, BOTH TEAMS, ONE PERIOD: 38 - Atlanta (17) at St. Louis (21), Oct. 25, 1975 (3rd period)

PENALTY MINUTES, BOTH TEAMS, ONE GAME: 278 - Mar. 17, 1991 at Chicago, (24 minors, 12 majors, 17 misconducts)

FEWEST

SHOTS, BLUES, ONE GAME: 10 - Nov. 27, 1977 at Boston

SHOTS, OPPONENTS, ONE GAME: 9 - (2x) (last, Dec. 15, 2001 vs. Calgary)

SHOTS, BLUES, ONE PERIOD: none - (2x) (last, Jan. 22, 2000 vs. NY Rangers) (first period)

SHOTS, OPPONENTS, ONE PERIOD: none - Feb. 26, 1997

at San Jose, (third period)

SHOTS, BOTH TEAMS, ONE GAME: 31 - St. Louis (16) at Philadelphia (15), Nov. 17, 1988

SHOTS, BOTH TEAMS, ONE PERIOD: 5 - (2x)

(last, Jan. 12, 1974 St. Louis (3) at Buffalo (2)) (3rd period)

MISCELLANEOUS

LARGEST MARGIN OF VICTORY: 10 - 11-1 at Ottawa, Feb. 26, 1994

LARGEST MARGIN OF DEFEAT: 9 - 1-10 at Detroit, Nov. 16, 1977

HIGHEST TIE SCORE: 8-8 - at Detroit, Oct. 14, 1988

MOST POINTS, BLUES, ONE GAME: 29 - vs. Toronto, Jan. 15, 1986

10-1 W (10 goals - 19 assists)

All-Time Individual Records

GAMES PLAYED

MOST GAMES: 927 - Bernie Federko

MOST GAMES, INCLUDING PLAYOFFS: 1,018 - Bernie Federko, 1976-77 through 1987-88, 927 regular season games, 91 playoff games

MOST CONSECUTIVE GAMES: 662 - Garry Unger

MOST GAMES, ONE SEASON: 84 - Craig Janney, Rich Sutter, Garth Butcher, 1992-93

GOALS

MOST GOALS, CAREER: 527 - Brett Hull

MOST GOALS, ONE SEASON: 86 - Brett Hull, 1990-91

MOST GOALS, ONE SEASON, ROOKIE: 37 - Jorgen Pettersson, 1980-81

MOST GOALS, ONE SEASON, CENTER: 42 - Doug Gilmour, 1986-87

MOST GOALS, ONE SEASON, LEFT WING: 52 - Brendan Shanahan, 1993-94

MOST GOALS, ONE SEASON, RIGHT WING: 86 - Brett Hull, 1990-91

MOST GOALS, ONE SEASON, DEFENSEMAN: 25 - Jeff Brown, 1992-93

MOST GOALS, ONE GAME: 6 - Red Berenson, Nov. 7, 1968 at Philadelphia

MOST GOALS, ONE PERIOD: 4 - Red Berenson, Nov. 7, 1968 at Philadelphia, (second period)

MOST THREE GOAL GAMES, ONE SEASON: 8 - Brett Hull, 1991-92

MOST CONSECUTIVE THREE GOAL GAMES: 2 - Brett Hull, 1990-91 (Oct. 24 @ Toronto & Oct. 25 vs. Toronto)

MOST POWER PLAY GOALS, ONE SEASON: 29 - Brett Hull, 1990-91 & 1992-93

MOST POWER PLAY GOALS, ONE SEASON, DEFENSEMAN: 12 - Jeff Brown, 1992-93

MOST POWER PLAY GOALS, ONE GAME: 4 - Scott Mellanby, March 6, 2003 vs. Phoenix

MOST SHORT HAND GOALS, ONE SEASON: 8 - (2 players) (last, Larry Patey, 1980-81)

MOST SHORT HAND GOALS, ONE GAME: 2 - (2 players) (last, Michal Handzus, Feb. 15, 2000 vs. Atlanta)

MOST GAME WINNING GOALS, ONE SEASON: 12 - Brett Hull, 1989-90

MOST OVERTIME GOALS, ONE SEASON: 3 - Doug Weight (2003-04)

MOST OVERTIME GOALS, CAREER: 7 - Pavol Demitra

Team & Individual Results, Records & Stats

All-Time Individual Records

ASSISTS

MOST ASSISTS, CAREER: 721 - Bernie Federko
MOST ASSISTS, ONE SEASON: 90 - Adam Oates, 1990-91
MOST ASSISTS, ONE SEASON, ROOKIE: 37 - Tony Hrkac, 1987-88
MOST ASSISTS, ONE SEASON, CENTER: 90 - Adam Oates, 1990-91
MOST ASSISTS, ONE SEASON, LEFT WING: 51 - Brian Sutter, 1983-84
MOST ASSISTS, ONE SEASON, RIGHT WING: 52 - (2 players)
(last, Pavol Demitra, 1998-99)
MOST ASSISTS, ONE SEASON, DEFENSEMAN: 56 - Rob Ramage, 1985-86

MOST ASSISTS, ONE SEASON, GOALTENDER: 9 - Curtis Joseph, 1991-92
MOST ASSISTS, ONE GAME: 5 - (4 players)
(last, Dallas Drake, Oct. 29, 2003 at Detroit)
MOST ASSISTS, ONE PERIOD: 4 - (2 players)
(last, Rik Wilson, Jan. 16, 1982 vs. Chicago)

POINTS

MOST POINTS, CAREER: 1,073 - Bernie Federko
MOST POINTS, ONE SEASON: 131 - Brett Hull, 1990-91
MOST POINTS, ONE SEASON, ROOKIE: 73 - Jorgen Pettersson, 1980-81
MOST POINTS, ONE SEASON, CENTER: 115 - Adam Oates, 1990-91
MOST POINTS, ONE SEASON, LEFT WING: 102 - Brendan Shanahan, 1993-94

MOST POINTS, ONE SEASON, RIGHT WING: 131 - Brett Hull, 1990-91
MOST POINTS, ONE SEASON, DEFENSEMAN: 78 - Jeff Brown, 1992-93
MOST POINTS, ONE GAME: 7 - (2 players) (last, Garry Unger (3g 4a), March 13, 1970 vs. Buffalo)

FASTEST GOALS

FASTEST GOAL FROM START OF GAME: 8 seconds - Greg Paslawski, Oct. 29, 1985 at Washington
FASTEST GOAL FROM START OF PERIOD: 7 seconds - Garry Unger, Dec. 8, 1974 at Washington, (2nd period)
FASTEST WINNING GOAL: 12 seconds - Nick Harbaruk, Nov. 17, 1973 vs. NY Islanders, (1st period)
FASTEST TWO GOALS, ONE PLAYER: 8 seconds - Joe Mullen, Jan. 5, 1982 vs. Minnesota

FASTEST TWO GOALS, TWO DIFFERENT PLAYERS: 7 seconds - Don McKenney and Frank St. Marseille, Jan. 24, 1968 vs. Minnesota
FASTEST THREE GOALS, THREE DIFFERENT PLAYERS: 49 seconds - I. Laperriere, E. Tikkanen & A. Creighton, April 3, 1995 vs. Toronto, (second period)

GOALTENDING

MOST GAMES, CAREER: 347 - Mike Liut
MOST GAMES, ONE SEASON: 79 - Grant Fuhr, 1995-96
MOST CONSECUTIVE STARTS, ONE SEASON: 76 - Grant Fuhr, 1995-96**
MOST MINUTES PLAYED, CAREER: 20,010 - Mike Liut
MOST MINUTES PLAYED, ONE SEASON: 4,365 - Grant Fuhr, 1995-96
MOST GOALS AGAINST, CAREER: 1,149 - Mike Liut
MOST GOALS AGAINST, ONE SEASON: 250 - Mike Liut, 1981-82
MOST SHOTS AGAINST, ONE SEASON: 2,382 - Curtis Joseph, 1993-94
MOST SHOTS SAVED, ONE SEASON: 2,169 - Curtis Joseph, 1993-94
HIGHEST SAVE PERCENTAGE, ONE SEASON (MINIMUM 25 GAMES PLAYED): .916% - Chris Mason, 2008-09
MOST WINS, CAREER: 151 - Mike Liut
MOST WINS, ONE SEASON: 42 - Roman Turek, 1999-2000
FASTEST GOALTENDER TO WIN 100 GAMES: Curtis Joseph - (100 wins in 209 games)

LOWEST GOALS AGAINST AVERAGE, ONE SEASON: 1.95 - Roman Turek, 1999-2000
MOST SHUTOUTS, CAREER: 16 - Glenn Hall
MOST SHUTOUTS, ONE SEASON: 8 - Glenn Hall, 1968-69
MOST CONSECUTIVE SHUTOUT GAMES: 3 - Greg Millen, 1988-89 (Dec. 1 - Dec. 6)
MOST CONSECUTIVE SHUTOUT MINUTES: 186:15, Manny Legace, 2007-08 (Dec. 28-Jan. 8)
MOST CONSECUTIVE GAMES WON: 10 - Brent Johnson, 2001-02 (Jan. 3 - Jan. 23)
MOST CONSECUTIVE GAMES UNBEATEN: 10 - Brent Johnson, 2001-02 (Jan. 3 - Jan. 23)
MOST CONSECUTIVE GAMES TIED: 3 - Curtis Joseph, 1991-92 (Oct. 26 - Oct. 30)

** NHL Record

PENALTIES

MOST PENALTY MINUTES, CAREER: 1,786 - Brian Sutter
MOST PENALTY MINUTES, ONE SEASON: 306 - Bob Gassoff, 1975-76
MOST PENALTY MINUTES, ONE SEASON, CENTER: 183 - Bob Bassen, 1990-91
MOST PENALTY MINUTES, ONE SEASON, LEFT WING: 254 - Brian Sutter, 1982-83
MOST PENALTY MINUTES, ONE SEASON, RIGHT WING: 278 - Kelly Chase, 1993-94
MOST PENALTY MINUTES, ONE SEASON, ROOKIE: 244 - Kelly Chase, 1989-90

MOST MINORS, ONE SEASON: 73 - Bob Gassoff, 1975-76
MOST MAJORS, ONE SEASON: 26 - Brian Sutter, 1980-81
MOST MISCONDUCTS, ONE SEASON: 10 - Steve Durbano, 1972-73
MOST PENALTY MINUTES, ONE GAME: 57 - Reed Low, Feb. 28, 2002 at Calgary
MOST PENALTY MINUTES, ONE PERIOD: 57 - Reed Low, Feb. 28, 2002 at Calgary (second period)

All-Time Individual Records

HIGHS

MOST SEASONS: 13 - Bernie Federko, 1976-77 through 1988-89
MOST CONSECUTIVE GAMES, SCORING POINTS: 25 - Brett Hull, 1991-92, Nov. 28 - Jan. 23, (31 goals - 15 assists = 46 points)
MOST CONSECUTIVE GAMES, SCORING GOALS: 10 - (2x) (last, Brett Hull, Dec. 19, 1991 to Jan. 8, 1992)
MOST CONSECUTIVE GAMES, RECORDING ASSISTS: 12 - Pierre Turgeon, Dec. 4 - 30, 1999
MOST CONSECUTIVE GAMES SCORING GOALS FROM START OF SEASON: 6 - Keith Tkachuk, Oct. 10-Oct. 22, 2008 (7 goals total)
MOST SHOTS, ONE SEASON: 408 - Brett Hull, 1991-92
MOST SHOTS, ONE GAME: 13 - (3 players) (last, Al MacInnis, April 3, 1996 vs. NY Islanders)
MOST 20-OR-MORE GOAL SEASONS: 11 - Bernie Federko, 1978-79 through 1988-89
MOST CONSECUTIVE 20-OR-MORE GOAL SEASONS: 11 - Bernie Federko, 1978-79 through 1988-89
MOST 30-OR-MORE GOAL SEASONS: 8 - Brett Hull (1988-94 & 1995-97) Garry Unger (1971-79)
MOST CONSECUTIVE 30-OR-MORE GOAL SEASONS: 8 - Garry Unger (1971-79)

MOST 40 OR MORE GOAL SEASONS: 8 - Brett Hull (1988-94 & 1995-97)
MOST CONSECUTIVE 40-OR-MORE GOAL SEASONS: 6 - Brett Hull (1988-94)
MOST 50 OR MORE GOAL SEASONS: 5 - Brett Hull (1989-94)
MOST CONSECUTIVE 50-OR-MORE GOAL SEASONS: 5 - Brett Hull (1989-94)
MOST 60-OR-MORE GOAL SEASONS: 3 - Brett Hull (1989-92)
MOST CONSECUTIVE 60-OR-MORE GOAL SEASONS: 3 - Brett Hull (1989-92)
MOST 70-OR-MORE GOAL SEASONS: 3 - Brett Hull (1989-92)
MOST CONSECUTIVE 70-OR-MORE GOAL SEASONS: 3 - Brett Hull (1989-92)
MOST 80-OR-MORE GOAL SEASONS: 1 - Brett Hull (1990-91)
MOST 100 OR MORE POINT SEASONS: 4 - Brett Hull & Bernie Federko
MOST CONSECUTIVE 100-OR-MORE POINT SEASONS: 4 - Brett Hull (1989-1993)



BLUES HISTORY



Management History

ST. LOUIS BLUES OWNERS

Dave Checketts and SCP Worldwide	2006 - Present
Bill Laurie	1999 - 2006
Kiel Center Partners	1991 - 1999
Mike Shanahan	1986 - 1991
Harry Ornest	1983 - 1986
Ralston Purina	1977 - 1983
Sidney Salomon, Jr. & Sidney Saloman III	1966 - 1977

ST. LOUIS BLUES GENERAL MANAGERS

Larry Pleau	1997 - Present
Ronald Caron	1996 - 1997
Mike Keenan	1994 - 1996
Ronald Caron	1983 - 1994
Emile Francis	1976 - 1983
Denis Ball	1975 - 1976
Gerry Ehman	1974 - 1975
Charles Catto	1973 - 1974
Sid Abel	1972 - 1973
Lynn Patrick	1971 - 1972
Scotty Bowman	1968 - 1971
Lynn Patrick	1967 - 1968

ST. LOUIS BLUES CAPTAINS

Eric Brewer	2008-Present
Dallas Drake	2005 - 2007
Al MacInnis	2002 - 2004
Chris Pronger	1997 - 2002
No captain, three alternate captains	1996 - 1997
Wayne Gretzky	1996 - 1996
Shayne Corson	1995 - 1996
Brett Hull	1992 - 1995
Garth Butcher	1991 - 1992
Scott Stevens	1990 - 1991
Rick Meagher	1989 - 1990
Bernie Federko	1988 - 1989
Brian Sutter	1979 - 1988
Barry Gibbs	1978 - 1979
Red Berenson	1977 - 1978
Appointment game by game basis	1976 - 1977
Barclay Plager	1972 - 1976
Barclay Plager (after trade)	1970 - 1972
Bob Plager (after trade)	1970 - 1972
Frank St. Marseille (after trade)	1970 - 1972
Garry Unger (after trade)	1970 - 1972
Red Berenson (until trade)	1970 - 1971
Al Arbour	1967 - 1970

ST. LOUIS BLUES PRESIDENTS

John Davidson	2006 - Present
Mark Sauer	1996 - 2006
Jack Quinn	1986 - 1996
Harry Ornest	1983 - 1986
Emile Francis	1977 - 1983
Sidney Salomon, III	1973 - 1977
Sidney Salomon, Jr.	1967 - 1973

ST. LOUIS BLUES HEAD COACHES

Andy Murray	Dec. 12, 2006 - Present
Mike Kitchen	Feb. 24, 2004 - Dec. 11, 2006
Joel Quenneville	Jan. 6, 1997 - Feb. 24, 2004
Jim Roberts	Dec. 19, 1996 - Jan. 6, 1997
Mike Keenan	July 17, 1994 - Dec. 19, 1996
Bob Berry	Oct. 29, 1992 - July 17, 1994
Bob Plager	May 1, 1992 - Oct. 29, 1992
Brian Sutter	June 20, 1988 - May 1, 1992
Jacques Martin	June 26, 1986 - May 17, 1988
Jacques Demers	Aug. 17, 1983 - June 13, 1986
Barclay Plager	Dec. 14, 1982 - April 11, 1983
Emile Francis	Mar. 8, 1982 - Dec. 14, 1982
Red Berenson	Dec. 8, 1979 - Mar. 8, 1982
Barclay Plager	Feb. 16, 1978 - Dec. 8, 1979
Leo Boivin	Aug. 5, 1977 - Feb. 16, 1977
Emile Francis	Sept. 14, 1976 - Aug. 5, 1977
Leo Boivin	Jan. 5, 1976 - Sept. 14, 1976
Lynn Patrick	Dec. 14, 1975 - Jan. 5, 1976
Garry Young	Nov. 4, 1974 - Dec. 14, 1975
Lynn Patrick	Oct. 30, 1974 - Nov. 4, 1974
Lou Angotti	Feb. 16, 1974 - Oct. 30, 1974
Jean-Guy Talbot	Nov. 9, 1972 - Feb. 16, 1974
Al Arbour	Dec. 25, 1971 - Nov. 9, 1972
Bill McCreary	Oct. 31, 1971 - Dec. 25, 1971
Sid Abel	May 7, 1971 - Oct. 31, 1971
Scotty Bowman	Feb. 8, 1971 - May 7, 1971
Al Arbour	June 5, 1970 - Feb. 8, 1971
Scotty Bowman	Nov. 22, 1967 - June 5, 1970
Lynn Patrick	Oct. 11, 1967 - Nov. 22, 1967

Blues History

All-Time Coaching Register

COACH	YEAR	W	L	T	OTL	PTS	PCTG.
Andy Murray	2008-09	41	31	-	10	92	.561
Andy Murray	2007-08	33	36	-	13	79	.482
Andy Murray	2006-07	27	18	-	9	63	.583
Mike Kitchen	2006-07	7	17	-	4	18	.321
Mike Kitchen	2005-06	21	46	-	15	57	.348
Mike Kitchen	2003-04	10	7	4	0	24	.571
Joel Quenneville	2003-04	29	23	7	2	67	.532
Joel Quenneville	2002-03	41	24	11	6	99	.604
Joel Quenneville	2001-02	43	27	8	4	98	.598
Joel Quenneville	2000-01	43	22	12	5	103	.628
Joel Quenneville	1999-00	51	19	11	1	114	.695
Joel Quenneville	1998-99	37	32	13	-	87	.530
Joel Quenneville	1997-98	45	29	8	-	98	.598
Joel Quenneville	1996-97	18	15	7	-	43	.538
Jim Roberts	1996-97	3	3	3	-	9	.500
Mike Keenan	1996-97	15	17	1	-	31	.470
Mike Keenan	1995-96	32	34	16	-	80	.488
Mike Keenan	1994-95	28	15	5	-	61	.635
Bob Berry	1993-94	40	33	11	-	91	.542
Bob Plager	1992-93	4	6	1	-	9	.409
Bob Berry	1992-93	33	30	10	-	76	.521
Brian Sutter	1991-92	36	33	11	-	83	.519
Brian Sutter	1990-91	47	22	11	-	105	.656
Brian Sutter	1989-90	37	34	9	-	83	.519
Brian Sutter	1988-89	33	35	12	-	78	.488
Jacques Martin	1987-88	34	38	8	-	76	.475
Jacques Martin	1986-87	32	33	15	-	79	.494
Jacques Demers	1985-86	37	34	9	-	83	.519
Jacques Demers	1984-85	37	31	12	-	86	.538
Jacques Demers	1983-84	32	41	7	-	71	.444
Emile Francis	1982-83	10	19	3	-	23	.359
Barclay Plager	1982-83	15	21	12	-	42	.438
Red Berenson	1981-82	28	34	6	-	62	.456
Emile Francis	1981-82	4	6	2	-	10	.417
Red Berenson	1980-81	45	18	17	-	107	.669
Red Berenson	1979-80	27	20	9	-	63	.563
Barclay Plager	1979-80	7	14	3	-	17	.354
Barclay Plager	1978-79	18	50	12	-	48	.300
Leo Boivin	1977-78	11	36	7	-	29	.269
Barclay Plager	1977-78	9	11	6	-	24	.462
Emile Francis	1976-77	32	39	9	-	73	.456
Leo Boivin	1975-76	17	17	9	-	43	.500
Garry Young	1975-76	9	15	5	-	23	.397
Lynn Patrick	1975-76	3	5	0	-	6	.375
Garry Young	1974-75	32	26	11	-	75	.543
Lou Angotti	1974-75	2	5	2	-	6	.333
Lynn Patrick	1974-75	1	0	1	-	3	.750
Jean-Guy Talbot	1973-74	22	25	8	-	52	.473
Lou Angotti	1973-74	4	15	4	-	12	.261
Jean-Guy Talbot	1972-73	30	28	7	-	67	.515
Al Arbour	1972-73	2	6	5	-	9	.346
Al Arbour	1971-72	19	19	6	-	44	.500
Sid Abel	1971-72	3	6	1	-	7	.350
Bill McCreary	1971-72	6	14	4	-	16	.333
Al Arbour	1970-71	21	15	14	-	56	.560
Scotty Bowman	1970-71	13	10	5	-	31	.554
Scotty Bowman	1969-70	37	27	12	-	86	.566
Scotty Bowman	1968-69	37	25	14	-	88	.579
Scotty Bowman	1967-68	23	21	14	-	60	.517
Lynn Patrick	1967-68	4	10	2	-	10	.313



Result of Coach's First Game

COACH	DATE	OPPONENT	SCORE	RESULTS	COACH	DATE	OPPONENT	SCORE	RESULTS
Andy Murray	12/12/06	vs. Chicago	2-3	L	Emile Francis	10/7/76	vs. Chicago	4-6	L
Mike Kitchen	2/26/04	@ Colorado	2-2	T	Leo Boivin	1/6/76	vs. NY Rangers	5-2	W
Joel Quenneville	1/7/97	vs. Edmonton	2-5	L	Lynn Patrick	12/14/75	@ Chicago	4-3	W
Jim Roberts	12/19/96	vs. Pittsburgh	0-4	L	Garry Young	11/5/74	vs. Los Angeles	4-3	L
Mike Keenan	1/20/95	@ San Jose	5-2	W	Lynn Patrick	10/31/74	@ Los Angeles	1-1	T
Bob Berry	10/31/92	vs. Philadelphia	6-4	W	Lou Angotti	2/16/73	vs. Minnesota	4-2	L
Bob Plager	10/6/92	vs. Minnesota	6-4	W	Jean-Guy Talbot	11/11/72	vs. Toronto	1-0	W
Brian Sutter	10/6/88	@ Minnesota	8-3	W	Al Arbour	12/25/71	vs. Buffalo	5-5	T
Jacques Martin	10/9/86	@ Los Angeles	4-3	W	Bill McCreary	11/3/71	@ Montreal	5-1	L
Jacques Demers	10/4/83	vs. Pittsburgh	5-3	W	Sid Abel	10/9/71	vs. Chicago	4-2	L
Barclay Plager	12/14/82	vs. Winnipeg	4-3	L	Scotty Bowman	2/7/71	@ Philadelphia	6-2	W
Emile Francis	3/9/82	vs. NY Islanders	6-4	L	Al Arbour	10/10/70	vs. NY Rangers	3-1	W
Red Berenson	12/11/79	vs. Pittsburgh	3-3	T	Scotty Bowman	11/22/67	vs. Montreal	3-1	L
Barclay Plager	2/18/78	vs. Vancouver	4-3	W	Lynn Patrick	10/11/67	vs. Minnesota	2-2	T

HOME OPENERS

DATE	OPPONENT	SCORE	RESULTS
10/10/08	Nashville	5-2	W
10/10/02	Anaheim	3-4	L
10/2/99	Phoenix	2-1	L
10/1/97	Buffalo	3-1	L
10/4/96	Colorado	4-2	W
10/7/93	Florida	5-3	W
10/6/92	Minnesota	6-4	W
10/4/83	Pittsburgh	5-3	W
10/6/81	Pittsburgh	6-2	W
10/9/80	Hartford	8-6	W
10/7/76	Chicago	6-4	L
10/7/72	Philadelphia	4-4	T
10/9/71	Chicago	4-2	L
10/10/70	New York Rangers	3-1	W
10/11/69	Chicago	7-2	W
10/11/67	Minnesota	2-2	T

Overall Home Record: 9-5-2

ROAD OPENERS

DATE	OPPONENT	SCORE	RESULTS
10/4/07	Phoenix	2-3	L
10/5/06	San Jose	4-5	OTL
10/5/05	Detroit	1-5	L
10/10/03	Phoenix	1-2	OTL
10/4/01	Columbus	4-4	T
10/5/00	Phoenix	4-1	L
10/10/98	Boston	3-3	T
10/7/95	Washington	4-1	L
1/10/95	San Jose	5-2	W
10/5/91	New Jersey	7-2	L
10/4/90	Minnesota	3-2	W
10/5/89	Chicago	8-3	W
10/6/88	Minnesota	8-3	W
10/8/87	Vancouver	8-2	L
10/9/86	Los Angeles	4-3	W
10/12/85	Vancouver	4-3	W
10/11/84	Calgary	4-2	W
10/6/82	Detroit	2-1	W
10/9/79	Vancouver	5-2	W
10/11/78	Detroit	5-4	W
10/12/77	Pittsburgh	4-2	L
10/8/75	Detroit	1-1	T
10/9/74	California	4-4	T
10/10/73	California	2-1	L
10/11/68	Chicago	4-3	L

Overall Road Record: 10-9-6

ALL TIME COACHING RECORD

COACH	GAMES	W	L	T	OTL	PCTG.	COACH	GAMES	W	L	T	OTL	PCTG.
Joel Quenneville	593	307	191	77	18	.582	Emile Francis	124	46	64	14	-	.427
Brian Sutter	320	153	124	43	-	.545	Al Arbour	107	42	40	25	-	.509
Scotty Bowman	239	110	83	45	-	.554	Garry Young	98	41	41	16	-	.500
Jacques Demers	240	106	106	28	-	.500	Mike Kitchen	131	38	70	4	19	.377
Andy Murray	218	101	85	-	32	.537	Leo Boivin	97	28	53	16	-	.371
Red Berenson	204	100	72	32	-	.569	Lynn Patrick	26	8	15	3	-	.365
Mike Keenan	163	75	66	22	-	.528	Bill McCreary	24	6	14	4	-	.333
Bob Berry	157	73	63	21	-	.532	Lou Angotti	32	6	20	6	-	.281
Jacques Martin	160	66	71	23	-	.484	Bob Plager	11	4	6	1	-	.409
Jean-Guy Talbot	120	52	53	15	-	.496	Jim Roberts	9	3	3	3	-	.500
Barclay Plager	178	49	96	33	-	.368	Sid Abel	10	3	6	1	-	.350

Blues History

Honors & Awards

BLUES INDUCTED INTO HALL OF FAME

Players	Year
Brett Hull	2009
Glenn Anderson	2008
Al MacInnis	2007
Scott Stevens	2007
Grant Fuhr	2003
Bernie Federko	2002
Dale Hawerchuk	2001
Joe Mullen	2000
Wayne Gretzky	1999
Peter Stastny	1998
Guy Lapointe	1993
Jacques Plante	1978
Glenn Hall	1975

Dickie Moore	1974
Doug Harvey	1973
Builders	Year
Cliff Fletcher	2004
Roger Neilson	2002
Al Arbour	1996
Scotty Bowman	1991
Emile Francis	1982
Lynn Patrick	1980
Media	Year
John Davidson	2009
Dan Kelly	1989

UNITED STATES HALL OF FAME

Personnel	Year
Larry Pleau	2000
Players	
Brett Hull	2008
Phil Housley	2004
Mark Johnson	2004
Dave Christian	2001
Doug Palazzari	2000
Gordie Roberts	1999
Joe Mullen	1998
Craig Patrick	1996

BLUES NHL AWARD WINNERS

NHL AWARD	YEARS
PRESIDENTS' TROPHY	1999-2000 (51-20-11-1, 114 points)
HART MEMORIAL TROPHY	
Chris Pronger	2000
Brett Hull	1991
CALDER MEMORIAL TROPHY	
Barret Jackman	2003
JAMES NORRIS MEMORIAL TROPHY	
Chris Pronger	2000
Al MacInnis	1999
VEZINA TROPHY	
Glenn Hall, Jacques Plante	1969
LADY BYNG TROPHY	
Pavol Demitra	2000
Brett Hull	1990
Phil Goyette	1970
FRANK J. SELKE TROPHY	
Rick Meagher	1990
CONN SMYTHE TROPHY	
Glenn Hall	1968
JACK ADAMS AWARD	
Joel Quenneville	2000
Brian Sutter	1991
Red Berenson	1981

NHL AWARD	YEARS
BILL MASTERTON MEMORIAL TROPHY	
Jamie McLennan	1998
Blake Dunlop	1981
LESTER PATRICK TROPHY	
Larry Pleau	2002
Dan Kelly, Lynn Patrick	1989
Emile Francis	1982
LESTER B. PEARSON AWARD	
Brett Hull	1991
Mike Liut	1981
KING CLANCY MEMORIAL TROPHY	
Kelly Chase	1998
NHL FIRST TEAM ALL-STAR	
Al MacInnis	2002-03, 1998-99
Chris Pronger	1999-2000
Brendan Shanahan	1993-94
Brett Hull	1991-92
	1990-91, 1989-90
Mike Liut	1980-81
Glenn Hall	1968-69
NHL SECOND TEAM ALL-STAR	
Roman Turek	1999-2000
Chris Pronger	2003-04, 1997-98
Adam Oates	1990-91

NHL AWARD	YEARS
NHL ALL-ROOKIE TEAM	
Patrik Berglund	2008-09
Barret Jackman	2002-03
Jim Campbell	1996-97
Rod Brind'Amour	1989-90
Brian Benning	1986-87
100 POINT CLUB	
Wayne Gretzky	1995-96
Brendan Shanahan	1993-94
Craig Janney	1992-93
Brett Hull	1992-93, 1991-92
	1990-91, 1989-90
Adam Oates	1990-91, 1989-90
Doug Gilmour	1986-87
Bernie Federko	1985-86
	1984-85, 1983-84, 1980-81
DODGE RAM TOUGH AWARD	
Brett Hull	1990
ALKA-SELTZER PLUS AWARD	
Paul Cavallini	1990
BUD ICE PLUS-MINUS AWARD	
Chris Pronger	2000, 1998
PRO SET PLAYER OF THE YEAR	
Brett Hull	1991

BLUES BANNER SEASONS

1999-2000	Presidents' Trophy
1999-2000	Central Division Champions
1986-87	Norris Division Champions
1984-85	Norris Division Champions
1980-81	Smythe Division Champions
1976-77	Smythe Division Champions
1969-70	Western Division Champions
1968-69	Western Division Champions

BLUES RETIRED NUMBERS

NUMBER	PLAYER	DATE RETIRED
16	Brett Hull	December 5, 2006
2	Al MacInnis	April 9, 2006
24	Bernie Federko	March 16, 1991
11	Brian Sutter	December 30, 1988
8	Barclay Plager	March 24, 1981
3	Bob Gassoff	October 1, 1977

Individual All-Star Statistics

PLAYER	GP	G	A	PTS
Brett Hull	7	3	7	10
Adam Oates	2	1	5	6
Garry Unger	7	1	3	4
Pavol Demitra	3	3	0	3
Red Berenson	3	1	2	3
Brian Sutter	3	0	3	3
Chris Pronger	4	0	3	3
Brendan Shanahan	1	2	0	2
Noel Picard	1	0	2	2
Bernie Federko	2	0	2	2
Bill Guerin	1	0	2	2
Keith Tkachuk	2	1	1	2
Al MacInnis	6	1	0	1
Wayne Babych	1	1	0	1
Jim Roberts	2	1	0	1
Doug Harvey	1	0	1	1
Don Awrey	1	0	1	1
Barclay Plager	4	0	1	1
Rob Ramage	3	0	0	0

PLAYER	GP	G	A	PTS
Gary Sabourin	2	0	0	0
Ab McDonald	2	0	0	0
Doug Weight	1	0	0	0
Tim Ecclestone	1	0	0	0
Scott Stevens	1	0	0	0
Pierre Turgeon	1	0	0	0
Paul Cavallini	1	0	0	0
Mark Hunter	1	0	0	0
Garth Butcher	1	0	0	0
Frank St. Marseille	1	0	0	0
Al Arbour	1	0	0	0

GOALTENDERS	GP	MINS	GA	AVG
Glenn Hall	2	50	1	1.20
Jacques Plante	2	50	1	1.20
Mike Liut	1	31	0	0.00
Ernie Wakely	1	30	0	0.00
Roman Turek	1	20	2	6.00
Curtis Joseph	1	20	3	9.00
Manny Legace	1	20	3	9.00

ALL-STAR GAME APPEARANCES

2009..... Keith Tkachuk (NHL Young Stars Game - Patrik Berglund and David Perron)	1984.....Rob Ramage
2008.....Manny Legace (NHL Young Stars Game - Erik Johnson and David Perron)	1983.....Brian Sutter
2007.....Bill Guerin (NHL Young Stars Game - Lee Stempniak)	1982.....Brian Sutter
2006.....NO ALL-STAR GAME HELD	1981.....Bernie Federko, Wayne Babych, Mike Liut
2005.....NO ALL-STAR GAME HELD	1980.....Bernie Federko
2004.....Chris Pronger, Keith Tkachuk	1979.....Challenge Cup
2003.....Al MacInnis, Doug Weight; (NHL Young Stars Game - Barret Jackman)	1978.....Garry Unger
2002.....Chris Pronger, Pavol Demitra	1977.....Garry Unger
2001.....Chris Pronger [^] , Al MacInnis [^]	1976.....Garry Unger
2000.....Chris Pronger, Al MacInnis, Pavol Demitra, Pierre Turgeon, Roman Turek*	1975.....Garry Unger
1999.....Al MacInnis, Pavol Demitra, Chris Pronger	1974.....Don Awrey, Barclay Plager, Garry Unger
1998.....Al MacInnis	1973.....Garry Unger, Barclay Plager
1997.....Brett Hull, Al MacInnis	1972.....Garry Unger
1996.....Brett Hull, Al MacInnis	1971Tim Ecclestone, Ernie Wakely, Red Berenson, Barclay Plager, Jim Roberts, Gary Sabourin
1995.....NO ALL-STAR GAME HELD	1970 Red Berenson, Phil Goyette, Ab McDonald, Barclay Plager, Jacques Plante, Jim Roberts, Gary Sabourin, Frank St. Marseille, Glenn Hall
1994.....Brett Hull, Curtis Joseph, Brendan Shanahan	1969Al Arbour, Red Berenson, Glenn Hall, Jacques Plante, Doug Harvey, Ab McDonald, Noel Picard
1993.....Brett Hull, Jeff Brown [^] , Garth Butcher	1968.....Glenn Hall
1992.....Brett Hull, Adam Oates	Note - 1970 - McDonald, Goyette & Hall did not play
1991.....Brett Hull [^] , Scott Stevens, Adam Oates	
1990.....Brett Hull, Paul Cavallini	Players underlined were VOTED onto the team, others were coaches' or commissioners' selections.
1989.....Brett Hull	
1988.....Rob Ramage	Current players in bold
1987.....Rendez-Vous '87	
1986.....Mark Hunter, Rob Ramage	* Replaced Dominik Hasek
1985.....Brian Sutter	[^] Did not participate due to injury

Blues History

All-Time Attendance Records

Season	Regular Season Total	Regular Season Average	Playoff Total	Playoff Average	Seating Capacity	Total Capacity	Percentage of Capacity
2008-09	760,732	18,554	38,750	19,375	19,150	799,482	97.1%
2007-08	722,021	17,610	DID NOT QUALIFY		19,150	722,021	92.0%
2006-07	513,345	12,521	DID NOT QUALIFY		19,022	513,345	65.8%
2005-06	582,742	14,213	DID NOT QUALIFY		19,022	582,742	74.7%
2003-04	760,976	18,560	38,475	19,238	19,022	799,451	97.7%
2002-03	761,388	18,570	59,157	19,719	19,022	820,545	98.0%
2001-02	758,786	18,507	97,055	19,411	19,022	855,841	97.8%
2000-01	800,319	19,520	138,724	19,818	19,022	939,043	102.8%
1999-2000	741,938	18,096	81,315	20,329	19,260	823,253	95.0%
1998-99	749,334	18,276	114,219	19,037	19,260	863,553	95.4%
1997-98	755,014	18,415	102,063	20,413	19,260	857,077	96.7%
1996-97	689,079	16,807	58,317	19,439	19,260	747,396	88.2%
1995-96	771,033	18,806	123,786	20,631	19,260	894,819	98.9%
1994-95**	467,730	19,489	76,844	19,211	19,260	544,574	101.0%
1993-94*	720,003	17,561	33,288	16,644	17,188	753,291	101.9%
1992-93	686,211	16,338	89,559	17,912	17,188	775,770	96.0%
1991-92	700,724	17,518	51,804	17,268	17,188	752,528	101.8%
1990-91	686,304	17,158	124,643	17,806	17,188	810,947	100.4%
1989-90	632,525	15,813	100,160	16,693	17,188	732,685	92.7%
1988-89	605,537	15,138	82,729	13,788	17,188	688,266	87.1%
1987-88	580,212	14,505	73,111	14,622	17,640	653,323	82.3%
1986-87	529,613	13,240	40,500	13,500	17,640	570,113	75.2%
1985-86	489,193	12,230	147,175	16,353	17,640	636,368	73.6%
1984-85	535,865	13,397	22,558	11,279	17,640	558,423	75.4%
1983-84	519,472	12,987	78,382	15,676	17,640	597,854	75.3%
1982-83	504,460	12,612	32,293	16,147	17,968	536,753	71.1%
1981-82	577,301	14,433	69,730	13,946	17,968	647,031	80.0%
1980-81	584,124	14,603	105,289	17,548	17,968	689,413	83.4%
1979-80	490,355	12,259	15,179	15,179	17,968	505,534	68.6%
1978-79	405,200	10,130	DID NOT QUALIFY		17,968	405,200	56.4%
1977-78	425,323	10,633	DID NOT QUALIFY		18,006	425,323	59.1%
1976-77	585,955	14,649	29,538	14,769	18,006	615,493	81.4%
1975-76	692,838	17,321	12,334	12,334	18,006	705,172	95.5%
1974-75	723,037	18,076	16,017	16,017	18,008	739,054	100.1%
1973-74	702,375	18,010	DID NOT QUALIFY		18,005	702,375	100.0%
1972-73	725,458	18,601	38,105	19,053	18,005	763,563	103.4%
1971-72	716,657	18,376	91,957	18,391	17,821	808,614	103.1%
1970-71	711,287	18,238	56,496	18,832	17,776	767,783	102.8%
1969-70	622,798	16,389	134,819	16,852	15,500	757,617	106.3%
1968-69	548,565	14,436	94,655	15,776	14,500	643,220	100.8%
1967-68	329,201	8,897	131,898	13,190	14,200	461,099	69.1%
TOTALS	25,865,030	15,878	2,600,924	17,111	17,975	28,465,954	88.9%

NOTES:

*1993-94 regular season total average is based on 41 games. The neutral site game in Sacramento, CA which was credited as a Blues' home game was not included in this total.

** 1994-95 regular season is based on 24 games.

A total of 28,465,954 fans (combined totals of regular season and playoffs) have seen 1,629 regular-season and 152 playoff games for a total of 1,781 games played at the Scottrade Center and St. Louis Arena. Preseason attendances are not included in the total.

Attendance figures for all regular season and playoff games are available in the St. Louis Blues' Public Relations Office.

The Blues have played in front of 294 sellout crowds (254 regular season and 40 playoff) at Scottrade Center prior to the start of the 2009-10 season.

LARGEST REGULAR SEASON ATTENDANCE

1	20,803	Mar. 9, 1996	vs. Hartford
2	20,760	Mar. 22, 1996	vs. Anaheim
3	20,725	Mar. 5, 1996	vs. Florida
4	20,724	Mar. 28, 1996	vs. New Jersey
5	20,708	Mar. 24, 1996	vs. Detroit
6	20,679	Apr. 11, 1996	vs. Colorado
7	20,639	Apr. 4, 1996	vs. Toronto
8	20,590	Mar. 7, 1996	vs. Calgary
9	20,536	Dec. 26, 1997	vs. Chicago
10	20,523	Feb. 7, 1998	vs. Detroit

SMALLEST REGULAR SEASON ATTENDANCE

1	4,115	Dec. 19, 1973	vs. Los Angeles (ice storm)
2	5,126	Oct. 13, 1967	vs. Pittsburgh
3	5,234	Oct. 18, 1967	vs. Philadelphia
4	5,309	Dec. 13, 1967	vs. California
5	5,410	Nov. 30, 2006	vs. Nashville (ice storm)
6	5,583	Nov. 29, 1967	vs. Los Angeles
7	5,723	Jan. 3, 1968	vs. California
8	6,121	Nov. 1, 1967	vs. Boston
9	6,121	Jan. 13, 1979	vs. Vancouver
10	6,385	Oct. 23, 1985	vs. Minnesota

All-Time Amateur Draft Selections

2009

17.	David Rundblad
48.	Brett Ponich
78.	Sergei Andronov
108.	Tyler Shattock
168.	David Shields
202.	Max Tardy

2008

4.	Alex Pietrangelo
33.	Philip McRae
34.	Jake Allen
65.	Jori Lehtera
70.	James Livingston
87.	Ian Schultz
95.	David Warsofsky
125.	Kristoffer Berglund
155.	Anthony Nigro
185.	Paul Karpowich

2007

13.	Lars Eller
18.	Ian Cole
26.	David Perron
39.	Simon Hjalmarsson
44.	Aaron Palushaj
85.	Brett Sonne
96.	Cade Fairchild
100.	Travis Erstad
160.	Anthony Peluso
190.	Trevor Nill

2006

1.	Erik Johnson
25.	Patrik Berglund
31.	Tomas Kana
64.	Jonas Junland
94.	Ryan Turek
106.	Reto Berra
124.	Andy Sackrisson
154.	Matthew McCollem
184.	Alexander Hellstrom

2005

24.	T.J. Oshie
37.	Scott Jackson
85.	Ben Bishop
156.	Ryan Reaves
169.	Mike Gauthier
171.	Nicholas Drzenovic
219.	Nikolai Lemtyugov

2004

17.	Marek Schwarz
49.	Carl Soderberg
83.	Viktor Alexandrov
116.	Michal Birner
136.	Nikita Nikitin
180.	Roman Polak
211.	David Fredriksson
277.	Jonathan Boutin

2003

30.	Shawn Belle
62.	David Backes
84.	Konstantin Barulin
88.	Zack Fitzgerald
101.	Konstantin Zakharov
127.	Alexandre Bolduc
148.	Lee Stempniak
159.	Chris Beckford-Tseu
189.	Jonathan Lehn
221.	Evgeny Skachkov
253.	Andrei Pervyshin
284.	Juha-Matti Aaltonen

2002

48.	Alexei Shkotov
62.	Andrei Mikhnov
89.	Tomas Troliga
120.	Robin Jonsson
165.	Justin Maiser
190.	D.J. King
221.	Jonas Johnson
253.	Tom Koivisto
284.	Ryan MacMurchy

2001

57.	Jay McClement
89.	Tuomas Nissinen
122.	Igor Valeev
159.	Dmitri Semin
190.	Brett Scheffellmaier
253.	Petr Cajanek
270.	Grant Jacobsen
283.	Simon Skoog

2000

30.	Jeff Taffe
65.	David Morisset
75.	Justin Papineau
96.	Antoine Bergeron
129.	Troy Riddle
167.	Craig Weller
229.	Brett Lutes
261.	Reinhard Divis
293.	Lauri Kinos

1999

17.	Barret Jackman
85.	Peter Smrek
114.	Chad Starling
143.	Trevor Byrne
180.	Tore Vikingstad
203.	Phil Osae
221.	Colin Hemingway
232.	Alexander Khvanov
260.	Brian McMeekin
270.	James Desmarais

1998

24.	Christian Backman
41.	Maxim Linnik
83.	Matt Walker
157.	Brad Voth
170.	Andrei Trochinsky
197.	Brad Twordik

225.	Vevgeny Pastukh
255.	John Pohl

1997

40.	Tyler Renette
86.	Didier Tremblay
98.	Jan Horacek
106.	Jame Pollock
149.	Nicholas Bilotto
177.	Ladislav Nagy
206.	Bobby Haglund
232.	Dmitri Plekhanov
244.	Marek Ivan

1996

14.	Marty Reasoner
67.	Gordie Dwyer
95.	Jonathan Zukiwsky
97.	Andrei Petrakov
159.	Stephen Wagner
169.	Daniel Corso
177.	Reed Low
196.	Andrei Podkonicky
203.	Anthony Hutchins
229.	Konstantin Shafranov

1995

49.	Jochen Hecht
75.	Scott Roche
101.	Michal Handzus
127.	Jeff Ambrosio
153.	Denis Hamel
179.	Jean-Luc Grand-Pierre
205.	Derek Bekar
209.	Libor Zabransky

1994

68.	Stephane Roy
94.	Tyler Harlton
120.	Edvin Frylen
172.	Roman Vopat
198.	Steve Noble
224.	Marc Stephan
250.	Kevin Harper
276.	Scott Fankhouser

1993

37.	Maxim Bets
63.	Jamie Rivers
89.	Jamal Mayers
141.	Todd Kelman
167.	Mike Buzak
193.	Eric Boguniecki
219.	Michael Grier
245.	Libor Prochazka
271.	Alexander Vasilevsky
275.	Christer Olsson

1992

38.	Igor Korolev
62.	Vitali Karamnov
64.	Vitali Prokhorov
86.	Lee Leslie

134.	Bob Lachance
158.	Ian Laperriere
160.	Lance Burns
180.	Igor Boldin
182.	Nick Naumenko
206.	Todd Harris
230.	Yuri Gunko
259.	Wade Salzman

1991

27.	Steve Staios
64.	Kyle Reeves
65.	Nathan Lafayette
87.	Grayden Reid
109.	Jeff Callinan
131.	Bruce Gardiner
153.	Terry Hollinger
175.	Chris Kenady
197.	Jed Fiebelkorn
219.	Chris MacKenzie
241.	Kevin Rappana
263.	Mike Veisor

1990

33.	Craig Johnson
54.	Patrice Tardif
96.	Jason Ruff
117.	Kurtis Miller
138.	Wayne Conlan
180.	Parris Duffus
201.	Steve Widmeyer
222.	Joe Hawley
243.	Joe Fleming

1989

9.	Jason Marshall
31.	Rick Corriveau
55.	Denny Felsner
93.	Daniel Laperriere
114.	David Roberts
124.	Derek Frenette
135.	Jeff Batters
156.	Kevin Plager
177.	John Roderick
198.	John Valo
219.	Brian Lukowski

1988

9.	Rod Brind'Amour
30.	Adrien Plavsic
51.	Rob Fournier
72.	Jaun Luik
105.	Dave Lacouture
114.	Dan Fowler
135.	Matt Hayes
156.	John McCoy
177.	Tony Twist
198.	Bret Hedican
219.	Heath DeBoer
240.	Michael Francis

1987

12.	Keith Osborne
54.	Kevin Miehm

All-Time Amateur Draft Selections

59. Robert Nordmark
75. Darin Smith
82. Andy Rymsha
117. Rob Robinson
138. Todd Crabtree
159. Guy Hebert
180. Robert Dumas
201. David Marvin
207. Andy Cesariski
222. Dan Rolfe
243. Ray Savard

1986

10. Jocelyn Lemieux
31. Mike Posma
52. Tony Hejna
73. Glen Featherstone
87. Mike Wolak
115. Mike O'Toole
136. Andy May
157. Randy Skarda
178. Martyn Ball
199. Rod Thacker
220. Terry MacLean
234. Bill Butler
241. David O'Brien

1985

37. Herb Raglan
44. Nelson Emerson
54. Ned Desmond
100. Dan Brooks
121. Rich Burchill
138. Pat Jablonski
159. Scott Brickey
180. Jeff Urban
201. Vince Guidotti
222. Ron Saatzer
243. Dave Jecha

1984

26. Brian Benning
32. Tony Hrkac
50. Toby DuColon
53. Robert Dirk
56. Alan Perry
71. Graham Herring
92. Scott Paluch
113. Steve Tuttle
134. Cliff Ronning
148. Don Porter
155. Jim Vesey
176. Daniel Jomphe
196. Tom Tilley
217. Mark Cupolo
237. Mark Lanigan

1983

NONE

1982

50. Mike Posavad
92. Scott Machej
113. Perry Ganchar

134. Doug Gilmour
155. Chris Delaney
176. Matt Christensen
197. John Shumski
218. Brian Ahern
239. Peter Smith

1981

20. Marty Ruff
36. Hakan Nordin
62. Gord Donnelly
104. Mike Hickey
125. Peter Aslin
146. Erik Holmberg
167. Alain Vigneault
188. Dan Wood
209. Richard Zemlak

1980

12. Rick Wilson
54. Jim Pavese
75. Bob Brooke
96. Alain Lemieux
117. Perry Anderson
138. Roger Hagglund
159. Pat Rabbitt
180. Peter Lindgren
201. John Smyth

1979

2. Perry Turnbull
65. Bobby Crawford
86. Mark Reeds
107. Gilles Leduc

1978

3. Wayne Babych
39. Steve Harrison
72. Kevin Willison
89. Jim Nill
106. Steve Stockman
109. Paul MacLean
123. Denis Houle
140. Tony Meagher
143. Rick Simpson
157. Jim Lockhurst
160. Bob Froese
170. Dan Lerg
173. Risto Siltanen
175. Dan Hermansson
181. Jean-Francois Boutin
185. John Sullivan
188. Serge Menard
191. Don Boyd
197. Paul Stasiuk
200. Gerhard Truntschka
203. Victor Shkurdyuk
205. Carl Bloomberg
207. Terry Kitching
209. Brian O'Connor
210. Brian Crombeen
211. Mike Pidgeon
214. John Cochrane

216. Joe Casey
218. Jim Farrell
220. Frank Johnson
221. Blair Wheeler

1977

9. Scott Campbell
27. Neil Labatte
45. Tom Roulston
63. Tony Currie
81. Bruce Hamilton
99. Gary McMonagle
117. Matti Forss
132. Raimo Hirvonen
147. Bjorn Olsson

1976

7. Bernie Federko
20. Brian Sutter
25. John Smrke
43. Jim Kirkpatrick
56. Mike Liut
61. Paul Skidmore
97. Nels Goddard
113. Mike Eaves
121. Jacques Soquel
124. Dave Dornself
126. Brad Wilson
128. Dan Hoene
130. Goran Lindblom
132. Jim Bales
134. Anders Hakansson
135. Johani Wallenius

1975

27. Ed Staniowski
36. Jamie Masters
63. Rick Bourbonnais
81. Jim Gustafson
99. Jack Brownschidle
117. Doug Lindsog
135. Vic Lamby
151. Dave McNabb

1974

26. Bob Hess
43. Gordon Buynak
79. Mike Zuke
87. Don Wheldon
97. Mike Thompson
115. Terry Casey
132. Ron Tordoff
149. Paul-Andre Touzin
165. Jack Ahern
180. Mitch Babin
194. Doug Allan

1973

5. John Davidson
24. George Pesut
48. Bob Gassoff
72. Bill Laing
88. Randy Smith
104. John Wensink

120. Jean Tetreault

1972

9. Wayne Merrick
41. Jean Hamel
57. Murray Myers
73. Dave Johnson
89. Tom Simpson
105. Brian Coughlin
121. Gary Winchester

1971

4. Gene Carr
38. John Garrett
52. Derek Harker
66. Wayne Gibbs
80. Bernie Doan
94. Dave Smith
108. Jim Collins

1970

23. Murray Keogan
37. Ron Climie
51. Gord Brooks
65. Mike Stevens
79. Claude Moreau
85. Jack Taggart
92. Terry Marshall
104. Dave Tataryn
108. Bob Winograd
111. Mike Lampman
112. Jeff Rotsch
113. Al Calver
114. Gerry MacDonald
115. Gerry Haines

1969

19. Mike Lowe
30. Bernard Gagnon
42. Victor Teal
54. Brian Glenwright
66. Tommi Salmalainen
70. Dale Yutysk
73. Bob Collyard
77. Dave Pulkkinen
80. Pat Lange
82. John Converse

1968

6. Gary Edwards
16. Curt Bennett

All-Time Numerical Roster

1. Glenn Hall, Don Caley, Jacques Plante, Gary Edwards, Ted Quimet, Robbie Irons, Ernie Wakely, Jim McLeod, Wayne Stephenson, Eddie Johnston, Phil Myre, Mike Liut, Darrell May, Pat Jablonski, Brent Johnson, Roman Turek, Curtis Sanford
2. Fred Hucul, Doug Harvey, Ray Fortin, Bob Wall, Carl Brewer, Steve Durbano, Bryan Watson, Ted Harris, Larry Sacharuk, Rick Smith, Joe Zanuski, Len Frig, Bob Stewart, Terry Harper, Gerry Hart, Andre Dore, Dave Pichette, Craig Levie, Shawn Evans, Brian Benning, Scott Stevens, Rick Zombo, Curt Giles, Al MacInnis, **RETIRED 4/9/06**
3. Al Arbour, Fran Huck, Andre Dupont, Brent Hughes, Glenn Patrick, Bob Stumpf Bob Gassoff, **RETIRED 10/1/77**
4. Noel Picard, Paul Curtis, Bob Gassoff, Gordon Buynak, Bruce Affleck, Dick Lamby, Bryan Maxwell, Scott Campbell, Kari Eloranta, Guy Lapointe, Rick Wilson, Charlie Bourgeois, Gordie Roberts, Rob Robinson, Rick Zombo, Dallas Eakins, Marc Bergevin, **Eric Brewer-present**
5. Bob Plager, Larry Giroux, Len Frig, Craig Norwich, Alain Vigneault, Guy Lapointe, Rob Ramage, Dave Richter, Harold Snepsts, Garth Butcher, Jeff Batters, Jeff Norton, Igor Kravchuk, Todd Gill, Alexei Gusev, **Barret Jackman - present**
6. Jim Roberts, Chris Evans, Dave Gardner, Rick Bourbonnais, Larry Patey, Dave Barr, Tim Bothwell, Tony Twist, Garth Butcher, Murray Baron, Doug Crossman, Phil Housley, Doug Lidster, Jamie Rivers, Dave Ellett, Sean Hill, Ted Donato, Tom Koivisto, Eric Weinrich, **Erik Johnson - present**
7. Red Berenson, Garry Unger, Red Laurence, Joe Mullen, Cliff Ronning, Dan Quinn, Nelson Emerson, Alexei Kasatonov, Greg Gilbert, Ricard Persson, Mike Van Ryn, **Keith Tkachuk - present**
8. Ron Attwell, Barclay Plager, Darryl Edestrand, Ron Schock, Steve Durbano, Rick Bowness, **RETIRED 3/24/81**
9. Roger Picard, Frank St. Marseille, Ab Demarco, Greg Polis, Murray Kuntz, Red Berenson, Mike Walton, Neil Labatte, Perry Turnbull, Doug Gilmour, Mike Bullard, Peter Zetzel, Geoff Courtnall, Jason Ruff, Denny Felsner, Glenn Anderson, Shayne Corson, Darren Turcotte, Tyson Nash, Jeff Heerema, Jame Polock, Jay McClement, **Paul Kariya - present**
10. Ron Schock, Phil Goyette, George Morrison, Wayne Merrick, Mike Lampman, John Wright, Brian Ogilvie, Bruce Cowick, Rick Bourbonnais, Rod Seiling, Jack Brownschidle, Wayne Babych, Mark Johnson, Bruce Bell, Tony McKeegney, Dave Lowry, Jim Montgomery, Esa Tikkanen, Dale Hawerchuk, Jim Campbell, Dallas Drake, **Andy McDonald - present**
11. Wayne Rivers, Gary Sabourin, Bert Wilson, Brian Sutter, **RETIRED 12/30/88**
12. Ron Stewart, Dickie Moore, Gary Veneruzzo, Terry Crisp, Noel Picard, Wayne Maki, Jaroslav Jirik, Fran Huck, Bob Collyard, Gordon Brooks, Jack Borotsik, Claude Larose, Rick Bowness, Joe Micheletti, Richie Hansen, Perry Anderson, Ron Flockhart, Dave Lowry, Adam Oates, Dave Roberts, Vitali Karamnov, Dale Hawerchuk, Kevin Sawyer, Rob Pearson, Chris Kenady, Derek King, Ladislav Nagy, Mike Keane, Cory Stillman, Steve Martins, Lee Stempniak
13. Yuri Khmylev, Ray Ferraro, Valeri Bure, Bill Guerin, Dan Hinote
14. Tim Ecclestone, Norm Dennis, Wayne Connelly, Mike Murphy, Lou Angotti, Doug Palazzari, Bill Fairbairn, Rick Shinske, Blair Chapman, Doug Wickenheiser, Bill Root, Paul Cavallini, Kevin Miller, Todd Eliak, Geoff Courtnall, Eric Boguniecki
15. Bill McCreary, Gene Carr, Jack Egers, Glen Sather, Ken Richardson, Mitch Babin, Gilles Marotte, Tony Currie, Floyd Thomson, Mark Reeds, Ron Handy, Shane MacEachern, Jocelyn Lemieux, Craig Coxie, Paul MacLean, Craig Janney, Dave Roberts, Mike Hudson, Alexander Vasilevski, Marty Reasoner, Daniel Corso, Peter Sejna, Mike Glumac, **Brad Winchester - present**
16. Gerry Melnyk, Craig Cameron, Ron Anderson, Gary Veneruzzo, Brian Lavender, Jim Shires, Roger Lafreniere, Pierre Plante, Rod Seiling, Jack Brownschidle, Kevin LaVallee, Jocelyn Lemieux, Brett Hull, **RETIRED 12/5/06**
17. Don McKenney, Jean-Guy Talbot, John Arbour, Gordon Kannegiesser, Larry Hornung, Phil Roberto, Bernie Lukowich, Jerry Butler, Inge Hammarstrom, Ed Kea, Guy Chouinard, Denis Cyr, Gino Cavallini, Denny Felsner, Basil McRae, Joe Murphy, Jochen Hecht, Sergei Varlamov, Ryan Johnson
18. Larry Keenan, Brit Selby, Floyd Thomson, Harvey Bennett, Rick LaPointe, Pat Hickey, Bobby Crawford, Doug Gilmour, Brian Benning, Doug Evans, Pat Hughes, Tony Hrkac, Ron Wilson, Tony Twist, Daniel Corso, Steve Dubinsky, Scott Pellerin, Mike Sillinger, Radek Dvorak, **Jay McClement - present**
19. Terry Crisp, Craig Cameron, Ray Fortin, Andre Boudrias, Jim Lorentz, Curt Bennett, Mike Lampman, Wayne Merrick, Connie Forey, Gordon Brooks, Frank Spring, Butch Williams, Stan Gilbertson, Denis Dupere, Derek Sanderson, Curt Bennett, Doug Palazzari, Blake Dunlop, John Markell, Perry Ganchar, Doug Evans, Eddy Beers, Perry Turnbull, Rod Brind'Amour, Brendan Shanahan, Chris McAlpine, Stephane Richer, Scott Mellanby, **D.J. King - present**
20. Darryl Edestrand, Gary Sabourin, Ray Fortin, Gary Veneruzzo, Ab McDonald, Jim Shires, Gerry Odrowski, Wayne Merrick, Chuck Hamilton, Joe Noris, Neil Komadoski, Bill Stewart, Jack Carlson, Mark Hunter, Tom Tilley, Lee Norwood, Adam Creighton, Mike Peluso, Rudy Poeschek, Peter Smrek, Eric Nickulas, Andy Roach, Simon Gamache, Timofei Shishkanov, Jamie Rivers, Mike Johnson, **Alex Steen - present**
21. Norm Beaudin, Claude Cardin, Craig Cameron, Larry Keenan, Camille Henry, Chris Bordeleau, Kevin O'Shea, Bernie MacNeil, John Wensink, Bill Collins, Bob MacMillan, Gary Holt, Mike Zuke, Dwight Schiefel, Normand Baron, Todd Ewen, Jeff Brown, Dave Roberts, Guy Carbonneau, Paul Broten, Patrice Dardif, Joe Murphy, Jamal Mayers, **Patrik Berglund - present**
22. Gordon Kannegiesser, Jean-Guy Talbot, Myron Stankiewicz, Norm Dennis, Bill Plager, Terry Gray, Ron Buchanan, Robbie Irons, Bill Sutherland, Jim Shires, Danny O'Shea, Nick Harbaruk, Rick Wilson, Brian Ogilvie, Dick Redmond, Barry Gibbs, Bobby Simpson, Jorgen Pettersson, Rick Meagher, Ron Sutter, Ian Laperriere, Dave Roberts, Craig MacTavish, Charlie Huddy, Craig Conroy, Martin Rucinsky, Mike Danton, Jeff Hoggan, Joel Perrault, Glen Metropolit, **Brad Boyes - present**
23. Darryl Edestrand, Bill Plager, Jean Hamel, Bob Hess, Hartland Monahan, Alain Lemieux, Luc Dufour, Lee Norwood, Larry Trader, Gaston Gingras, Adrien Plavsic, Rich Sutter, Dave Mackey, Craig Johnson, Craig MacTavish, Blair Atcheynum, Lubos

All-Time Numerical Roster

Bartecko, Murray Baron, Trent Whitfield

24. Curt Bennett, Mike Parizeau, Gordon Brooks, Larry Hornung, John Arbour, Gordon Kannegger, Bob McCord, Ace Bailey, J. Bob Kelly, Jim McCrimmon, Jamie Masters, Doug Palazzari, Bernie Federko, **RETIRED 3/16/91**

25. Norm Dennis, Curt Bennett, Wayne Stephenson, Larry Hornung, Connie Madigan, Larry Giroux, Don Wheldon, Chuck Lefley, Brian Ogilvie, Ken Richardson, Bob Murdoch, Paul MacLean, Bill Baker, Tim Bothwell, Mike Posavad, Herb Raglan, Ron Hoover, Jason Marshall, Vitali Prokhorov, Patrice Tardif, Peter Zewel, Pascal Rheume, Mike Keane, Shjon Podein, Johnny Pohl, Pascal Rheume, Dennis Wideman, **Yan Stastny - present**

26. Fran Huck, Gary Veneruzzo, Don Awrey, Brian Ogilvie, Dave Hrechkosy, Jamie Masters, Jim Roberts, Mike Crombeen, Terry Johnson, Michael Dark, Steve Bozek, Mike Lalor, David Bruce, Dave Mackey, Peter Stastny, Jay Wells, Konstantin Shafranov, Sergio Momesso, Michal Handzus, Justin Papineau, Petr Cajanek, Martin Rucinsky, **B.J. Crombeen - present**

27. Dave Gardner, Craig Patrick, Ted Irvine, John Smrke, Doug Palazzari, Bobby Crawford, Vaclav Nedomansky, Gilbert Delorme, Ric Natress, Robert Nordmark, Sergio Momesso, Harold Snepsts, Dave Christian, Denis Chasse, Rob Pearson, Steve Leach, Terry Yake, Bryce Salvador, **Alex Pietrangelo - present**

28. Frank Spring, Rick Bourbonnais, Jamie Masters, Ralph Klassen, Greg Paslawski, Keith Osborne, Bob Bassen, Steve Duchesne, Brian Noonan, Ricard Persson, Brad Shaw, Todd Reirden, Matt Walker, **Carlo Colaiacovo - present**

29. Yves Belanger, Doug Grant, Gord McTavish, Gerry Hart, Gary Edwards, Glen Hanlon, Curt Brackenbury, Greg Millen, Darin Kimble, Guy Hebert, Jim Hrivnak, Geoff Sarjeant, Bruce Racine, Jamie McLennan, Alex Khavanov, Jeff Woywitka

30. Seth Martin, Jacques Plante, Robbie Irons, Gary Edwards, Ted Quimet, Michel Plasse, Peter McDuffe, Jacques Caron, Wayne Stephenson, John Davidson, Yves Belanger, Phil Myre, Doug Grant, Paul Skidmore, Rick Heinz, Michel Larocque, Rick Wamsley, Vince Riendeau, Jon Casey, Rich Parent, Reinhard Divis, Tom Barrasso, Chris Osgood, Jason Bacashihua, **Ben Bishop - present**

31. Ernie Wakely, Bob Johnson, Jim Watt, Ed Staniowski, Rick Heinz, Glen Hanlon, Curtis Joseph, Grant Fuhr

32. Jim Nill, Alain Vigneault, Doug Evans, Nelson Emerson, Doug Crossman, Donald Dufresne, Stephane Matteau, Mike Eastwood, Aris Brimatis, Vladimir Orszagh, Ville Nieminen, **Chris Porter - present**

33. Gilles Gratton, Doug Grant, Dick Lamby, Mark Reeds, Bill Stewart, Kent Carlson, Jim Vesey, Stephane Quintal, Bill Houlder, Stephane Matteau, Ken Sutton, Fred Knipscheer, Trent Yawney, Scott Pellerin, Reid Simpson, Eric Bognunicki, Steve Poapst, David Koci, Andy Wozniowski

34. Bob Hess, Rik Wilson, Mike Posavad, Robert Dirk, Dominic Lavoie, Randy Skarda, Murray Baron, Michel Picard, Reed Low, Manny Legace

35. Brian Ogilvie, Jim Pavese, Steve Tuttle, Christer Olsson, Jim Carey, Brent Johnson, Hannu Toivonen, Chris Holt

36. Ken Richardson, Neil Labatte, Rob Tudor, Rob Whistle, Glen Featherstone, Philippe Bozon, Glenn Anderson, Kevin Sawyer, J.J. Daigneault, Scott Pellerin, Robert Petrovicky, Bryan Helmer, Dan Trebil, Sergei Varlamov, Jesse Boulerice, Micki Dupont

37. Scott Harlow, Robert Dirk, Kevin Miehm, Dave Roberts, Jeff Batters, Roman Vopat, Patrice Tardif, Harry York, Jeff Finley, Dean McAmmond, Mike Glumac

38. Dominic Lavoie, Igor Korolev, Gary Leeman, Pavol Demitra, Kevin Dallman, Brad Boyes

39. Scott Pellerin, Kelly Chase, Doug Weight

40. Terry Richardson, Dave Thomlinson, Guy Hebert, Nathan LaFayette, Patrice Tardif, Bob Bassen, Fred Brathwaite, Patrick Lalime, Marek Schwarz

41. Michel Mongeau, Dan Laperriere, Alex Vasilevskii, Bob Bassen, Mike Zigomanis, Steve Regier

42. Rory Fitzpatrick, Mark Rycroft, **David Backes - present**

43. Jeff Batters, Libor Zabransky, Jaroslav Obsut, Mike Van Ryn, Mike Stuart, **Mike Weaver - present**

44. Gordie Roberts, Mario Marois, Bret Hedican, Terry Hollinger, Chris Pronger

45. Cody Rudkowsky, Chris Beckford-Tseu

46. Derek Bekar, Christian Laflamme, **Roman Polak - present**

47. Ladislav Nagy, Darren Rumble, Rich Pilon, Aaron Downey

48. Scott Young

49. Dale Clarke, Brian Savage, **Steve Wagner - present**

50. Reinhard Divis, **Chris Mason - present**

53. Colin Hemingway, **Jonas Junland - present**

54. Mike Glumac, Tomas Mojzis

55. Jochen Hecht, Vladimir Chebatourkin, Christian Backman, **Cam Janssen - present**

56. Lubos Bartecko

57. **David Perron - present**

58. Dan Hinote

59. Jeff Hoggan

61. Pat Hickey, Cory Stillman

62. Jon DiSalvatore, Martin Rucinsky, **Tyson Strachan - present**

63. Justin Papineau

65. **Cam Paddock - present**

68. Eric Nickulas

70. Jeremy Yablonski

74. Jay McKee, **T.J. Oshie - present**

77. Pierre Turgeon, Jay McKee

80. Steve McLaren

93. Petr Nedved

99. Wayne Gretzky

All-Time Transactions

August, 2009

- 11 - Named **Drake Berehowsky** Assistant Coach for the Peoria Rivermen.

July, 2009

- 1 - Signed goaltender **Ty Conklin**.
- 6 - Re-Signed forward **B.J. Crombeen**.
- 8 - Signed forward **Ian Schultz**.
- 9 - Agreed to terms with goaltender **Hannu Toivonen**.
- 20 - Signed defensemen **Justin Fletcher** and **Danny Richmond**.
- 21 - Re-Signed defenseman **Steve Wagner**.
- 23 - Signed forwards **Adam Cracknell** and **Barry Tallackson**.
- 25 - Re-Signed defenseman **Roman Polak**.
- 29 - Signed defenseman **Bryce Lampman**.
- 31 - Signed defenseman **Brendan Bell**.

June, 2009

- 19 - Re-Signed forward **Keith Tkachuk**.
- 27 - Acquired a seventh round draft choice (**Maxwell Tardy**) in 2009 from Nashville in exchange for a seventh round draft choice in 2010.
- 29 - Agreed to terms with defenseman **Mike Weaver** and forward **Brad Winchester**.

May, 2009

- 8 - Awarded Assistant General Manager and Director of Amateur Scouting **Jarmo Kekalainen** a contract extension. Awarded **Kevin McDonald** a contract extension and named him Assistant General Manager in addition to his Director of Professional Scouting duties.
- 15 - Awarded Assistant Coaches **Ray Bennett**, **Brad Shaw** and **Rick Wamsley** contract extensions.
- 26 - Re-signed forward **Jay McClement**

April, 2009

- 3 - Signed forward **Aaron Palushaj**.

March, 2009

- 4 - Acquired **Danny Richmond** from Pittsburgh in exchange for **Andy Wozniwski**.

February, 2009

- 9 - Signed forward **Andy McDonald** to a four-year contract extension.

December, 2008

- 19 - Acquired forward **Jonathan Filewich** from Pittsburgh in exchange for a conditional sixth round draft choice in 2010.

November, 2008

- 18 - Claimed forward **B.J. Crombeen** on waivers.
- 24 - Acquired defenseman **Carlo Colaiacovo** and forward **Alex Steen** from Toronto in exchange for **Lee Stempniak**.

October, 2008

- 9 - Signed defenseman **Tyson Strachan**.
- 21 - Claimed forward **David Koci** on waivers.
- 22 - Signed goaltender **Jake Allen**.
- 30 - Signed goaltender **Chris Holt**.

September, 2008

- 4 - Signed defenseman **Alex Pietrangelo**
- 24 - Signed defenseman **Mark Cundari**.

July, 2008

- 1 - Re-Signed forward **David Backes**
- 10 - Signed defenseman **Mike Weaver** as a free agent.
- 14 - Re-Signed forward **Jay McClement**. Signed forward **Matt Foy** as a free agent.
- 15 - Signed forward **Cam Paddock** and **Steve Regier** as free agents.
- 16 - Re-Signed defenseman **Jeff Woywitka**. Signed forward **Brad Winchester** as a free agent.
- 17 - Signed defenseman **Andy Wozniwski** as a free agent.

June, 2008

- 4 - Acquired the rights to defenseman **T.J. Fast** from Los Angeles in exchange for a fifth round draft choice in 2009 (Los Angeles traded to Florida, Florida drafted Wade Megan).
- 19 - Traded forward **Jamal Mayers** to Toronto in exchange for a third round draft choice in 2008 (**James Livingston**).
- 20 - Acquired goaltender **Chris Mason** from Nashville in exchange for a fourth round draft choice in 2008 (Nashville traded to New York Rangers, Rangers drafted Dale Weise).
- 21 - Acquired a seventh round draft choice in 2008 (**Paul Karpowich**) from Los Angeles in exchange for a seventh round draft choice in 2009 (Nic Dowd).

May, 2008

- 29 - Extended the contract of General Manager **Larry Pleau** through the 2009-2010 season. Named **Doug Armstrong** Vice President of Player Personnel.

April, 2008

- 16 - Relieved Peoria Rivermen head coach **Dave Basaggio** of his coaching duties.

March, 2008

- 11 - Signed goaltender **Ben Bishop**.
- 19 - Signed forward **Julian Talbot**.

February, 2008

- 10 - Signed goaltender **Chris Beckford-Tseu** to a professional contract.
- 25 - Re-signed defenseman **Barret Jackman**.
- 26 - Acquired **Cam Janssen** from New Jersey in exchange for **Bryce Salvador**. Acquired a fourth round draft choice in 2008 (traded to Nashville for Chris Mason which

All-Time Transactions

Nashville traded to New York Rangers, Rangers drafted Dale Weise) from the New York Rangers in exchange for **Christian Backman**.

December, 2007

- 13 - Michael McCarthy Named Vice Chairman of the St. Louis Blues.
- 14 - Acquired **Andy McDonald** from Anaheim in exchange for **Doug Weight**, **Michal Birner** and a seventh round draft choice in 2008 (traded to Los Angeles which was traded back to St. Louis, St. Louis drafted **Paul Karpowich**).

November, 2007

- 8 - Traded goaltender **Jason Bacashihua** to Colorado in exchange for future considerations.

October, 2007

- 4 - Signed forward **Mike Johnson**.

September, 2007

- 5 - Signed forward **David Perron**.

August, 2007

- 1 - Acquired forward **Francois-Pierre Guenette** from Vancouver in exchange for forward **Zack Fitzgerald**.
- 9 - Re-Signed goaltender **Jason Bacashihua**, defensemen **Matt Walker**, **Jeff Woywitka** and forwards **Mike Glumac**, **D.J. King**, **Charles Linglet** and **Yan Stastny**. Signed defenseman **Alex Brooks**.
- 21 - Signed forward **Chris Porter**.

July, 2007

- 1 - Signed forward **Paul Kariya** as a free agent. Re-Signed defenseman **Barret Jackman**.
- 3 - Signed defenseman **Micki DuPont** as a free agent.
- 23 - Acquired goaltender **Hannu Toivonen** from Boston in exchange for forward **Carl Soderberg**.
- 25 - Signed forward **Lee Stempniak** to a multi-year contract.

June, 2007

- 1 - Signed **Patrik Berglund**, **Jonas Junland**, **Martin Kariya**, **Nikolai Lemtyugov** and **Juuso Riksman** to NHL contracts.
- 19 - Signed forward **Jean-Guy Trudel**.
- 22 - Traded first round draft choice in 2007 to San Jose (Logan Couture) in exchange for Toronto's first round draft choice in 2007 (previously acquired, St. Louis drafted **Lars Eller**), Toronto's second round draft choice in 2007 (previously acquired, St. Louis drafted **Aaron Palushaj**) and San Jose's third round draft choice in 2008 (**Ian Schultz**). Traded Atlanta's first round draft choice in 2007 to Calgary (previously acquired, Calgary drafted **Mikael Backlund**) along with a third round draft

choice in 2007 (John Negrin) in exchange for Calgary's first round draft choice in 2007 (**Ian Cole**).

- 26 - Acquired the rights to **Keith Tkachuk** from Atlanta along with future considerations in exchange for a conditional 1st round draft choice in 2008 (previously acquired from Atlanta on Feb. 25, 2007, Atlanta drafted **Zach Bogosian**).
- 30 - Signed forward **Keith Tkachuk**.

May, 2007

- 9 - Extended the contracts of assistant coaches **Ray Bennett**, **Brad Shaw**, **Rick Wamsley**, and video coach **Scott Masters**. Extended the contracts of Peoria Rivermen head coach **Dave Baseggio** and assistant coach **Brent Thompson**.
- 23 - Signed **Nicholas Drzenovic**, **Alexander Hellstrom**, **Tomas Kana** and **Ryan Reaves** to NHL contracts.

April, 2007

- 19 - Signed defenseman **Erik Johnson** to an NHL contract.
- 24 - Re-Signed forward **Trent Whitfield**.

March, 2007

- 20 - Signed defenseman **Steve Wagner**.

February, 2007

- 24 - **Eric Brewer** and **Manny Legace** agreed to contract extensions.
- 25 - Acquired a first round draft choice in 2007 (traded to Calgary for their 18th choice which the Blues drafted **Ian Cole**), a third round draft choice in 2007 (**Brett Sonne**), a second round draft choice in 2008 (**Philip McRae**) and forward **Glen Metropolit** from Atlanta in exchange for **Keith Tkachuk**.
- 27 - Acquired **Ville Nieminen**, **Jay Bariball** and a first round draft choice in 2007 (**David Perron**) in exchange for **Bill Guerin**. Acquired **Brad Boyes** from Boston in exchange for **Dennis Wideman**. **Jamal Mayers** agreed to contract extension.

January, 2007

- 1 - Signed **Charles Linglet** to an NHL contract.
- 16 - Acquired forward **Yan Stastny** from Boston in exchange for a fifth round draft choice in 2007 (**Denis Ruel**).

December, 2006

- 11 - Relieved **Mike Kitchen** of coaching duties. Named **Andy Murray** head coach.
- 13 - Named **Ray Bennett** as Assistant Coach.

November, 2006

- 6 - Named **Al MacInnis** Vice President of Hockey Operations.

All-Time Transactions

October, 2006

- 31 - Claimed forward **Joel Perrault** on waivers.

September, 2006

- 14 - Signed forward **Radek Dvorak**.

August, 2006

- 2 - Signed forward **Martin Rucinsky**.
8 - Signed goaltender **Manny Legace**.
9 - Signed **Christian Backman** to a multi-year contract.
18 - Signed defenseman **Jamie Rivers**

July, 2006

- 1 - Re-Signed forward **Dallas Drake**.
Signed defenseman **Jay McKee**.
2 - Signed head coach **Mike Kitchen** to a multi-year contract.
Signed forward **Doug Weight**.
3 - Signed forward **Dan Hinote**.
Signed forward **Bill Guerin**.
4 - Re-Signed forward **Petr Cajanek**.
7 - Named **Rick Wamsley** assistant coach/goaltending coach.
11 - Named **Brad Shaw** assistant coach.
17 - Re-signed forward **Jay McClement**.
Announced that goaltender **Jason Bacashihua**, defenseman **Eric Brewer**, **Doug Lynch**, **Aaron MacKenzie** and **Jeff Woywitka** along with forwards **Jon DiSalvatore**, **Tomas Mojzis** and **Peter Sejna** accepted qualifying offers.
27 - Named **Dave Basiglio** head coach for the Peoria Rivermen.

June, 2006

- 1 - Signed goaltender **Marek Schwarz**, defenseman **Roman Polak** and forwards **Michal Birner** and **Carl Soderberg**.
24 - Traded a first round draft choice in 2006 (Matthew Correnta) to New Jersey and Vancouver's third round draft choice in 2006 (previously acquired, New Jersey drafted **Vladimir Zharkov**) in exchange for a first round draft choice in 2006 (**Patrik Berglund**).
29 - Re-Signed forward **Ryan Johnson** and defenseman **Matt Walker**.
30 - Named **John Davidson** President of Hockey Operations.
Awarded Senior Vice President and General Manager **Larry Pleau** a contract extension through 2007-2008 season.

April, 2006

- 25 - Signed forward **Magnus Kahnberg**.

March, 2006

- 9 - Acquired forward **Tomas Mojzis** and a third round draft choice (traded to New Jersey in which the Devils drafted **Vladimir Zharkov**) in 2006 from Vancouver in exchange for defenseman **Eric Weinrich**.

- 15 - Signed forward **David Backes**.

January, 2006

- 29 - Acquired forward **Timofei Shishkanov** from Nashville in exchange for forward **Mike Silfving**.
30 - Acquired a first round draft choice in 2006 (traded to New Jersey for their 25th choice which the Blues drafted **Patrik Berglund**), a fourth round draft choice in 2006 (**Reto Berra**), a fourth round draft choice in 2007 and **Jesse Boulerice**, **Magnus Kahnberg** and **Mike Zigomanis** in exchange for **Doug Weight** and **Erkki Rajamaki**.
31 - Claimed goaltender **Craig Anderson** on waivers.

December, 2005

- 3 - Claimed defenseman **Kevin Dallman** on waivers from Boston.
10 - Acquired defenseman **Steve Poapst** from Pittsburgh in exchange for forward **Eric Boguniecki**.
30 - Claimed forward **Vladimir Orszagh** on waivers from Phoenix.

November, 2005

- 29 - Claimed forward **Simon Gamache** on waivers from Nashville.

October, 2005

- 4 - Named **Don Granato** as assistant coach.

September, 2005

- 9 - Announced the retirement of defenseman **Al MacInnis**.
13 - Signed forward **Scott Young**.

August, 2005

- 1 - Signed forward **Aaron Downey**.
2 - Acquired defensemen **Eric Brewer**, **Doug Lynch** and **Jeff Woywitka** from Edmonton in exchange for defenseman **Chris Pronger**.
Signed forwards **Jeff Hoggan**, **Ryan Ramsay** and **Trent Whitfield**.
5 - Named **Brent Thompson** Assistant Coach for the Peoria Rivermen.
9 - Signed forward **Dean McAmmond**.
Re-Signed defenseman **Bryce Salvador**.
Announced that forwards **Eric Boguniecki** and **Colin Hemingway** accepted qualifying offers.
12 - Re-Signed forwards **Mike Glumac** and **Mark Rycroft** along with defenseman **Mike Stuart**.
Announced that forward **Ryan Johnson** and defenseman **Trevor Byrne** accepted qualifying offers.
15 - Re-Signed forwards **Jamal Mayers** and **Peter Sejna** along with defenseman **Brett Scheffelmair**.
Announced that defenseman **Eric Brewer** accepted a qualifying offer.
24 - Traded forward **John Pohl** to Toronto in exchange for future considerations.

All-Time Transactions

July, 2005

- 28 - Exercised its rights to pick-up the options for the 2005-06 season for goaltender **Patrick Lalime**, and defensemen **Andy Roach** and **Matt Walker**.
- 29 - Signed **Zack Fitzgerald** and **Lee Stempniak** to entry-level contracts.

June, 2005

- 3 - Named **Jarmo Kekalainen** assistant general manager.
- 16 - Named **Kevin McDonald** General Manager of Hockey Operations for the Peoria Rivermen. Named **Steve Pleau** Associate Head Coach for the Peoria Rivermen.
- 22 - Awarded Head Coach **Mike Kitchen** a contract extension through 2005-06 season. Named **Curt Fraser** assistant coach.

September, 2004

- 10 - Re-Signed defenseman **Christian Backman**, goaltenders **Chris Beckford-Tseu** and **Curtis Sanford** along with forwards **Erkki Rajamaki** and **Konstantin Zakharov**.
- 13 - Re-Signed defenseman **Barret Jackman**.

August, 2004

- 5 - Re-Signed forward **Petr Cajanek**.

July, 2004

- 5 - Re-Signed defenseman **Eric Weinrich**.
- 12 - Re-Signed forward **Mike Sillinger**.
- 15 - Signed goaltender **Patrick Lalime** and re-signed forward **Jamal Mayers**.
- 30 - Re-Signed defenseman **Chris Pronger**.

June, 2004

- 24 - Awarded contract extensions to Worcester IceCats Head Coach **Don Granato** and Director of Amateur Scouting **Jarmo Kekalainen**.
- 25 - Acquired goaltender **Jason Bacashihua** from Dallas in exchange for defenseman **Shawn Belle**.
- 27 - Acquired goaltender **Patrick Lalime** from Ottawa in exchange for a conditional fourth round draft choice (Ilja Zubov) in the 2005 Entry Draft.
- 29 - Re-Signed goaltender **Reinhard Divis**, defensemen **Trevor Byrne** and **Aaron MacKenzie** and forwards **Eric Boguniecki**, **Blake Evans**, **Mike Glumac**, **Johnny Pohl** and **Mark Rycroft**.
- 30 - Agreed to new contracts with forward **Dallas Drake** and defenseman **Alexander Khavanov**. Re-Signed forward **Ryan Johnson**. Signed forwards **Jon DiSalvatore** and **D.J. King** along with defensemen **Andy Roach**, **Patrick Wellar** and **Dennis Wideman**.

March, 2004

- 4 - Acquired forward **Mike Sillinger** from Phoenix in exchange for goaltender **Brent Johnson**.

- 9 - Acquired forward **Brian Savage** from Phoenix in exchange for future considerations.

February, 2004

- 9 - Acquired defenseman **Eric Weinrich** from Philadelphia in exchange for a fifth round draft choice (Gino Pisellini) in the 2004 Entry Draft.
- 24 - Relieved **Joel Quenneville** of coaching duties. Named **Mike Kitchen** head coach and **Keith Allain** as interim assistant coach.

January, 2004

- 30 - Claimed forward **Pascal Rheaume** on waivers.

December, 2003

- 22 - Signed forward **Scott Pellerin** as a free agent.

October, 2003

- 10 - Signed defensemen **Trevor Byrne** and **Aaron MacKenzie** along with forward **Colin Hemingway**.
- 27 - Acquired forward **Erkki Rajamaki** from Tampa Bay in exchange for an eighth round draft choice (Justin Keller) in the 2004 Entry Draft.
- 28 - Awarded Senior Vice President and General Manager **Larry Pleau** a contract extension through 2005-2006 season.

September, 2003

- 5 - Signed defenseman **Murray Baron** as a free agent.
- 17 - Named **Brent Karasiuk** President and General Manager of the Worcester IceCats.
- 19 - Named **Kevin McDonald** Director of Professional Scouting.

August, 2003

- 7 - Re-Signed forward **Pavol Demitra**.

July, 2003

- 16 - Re-Signed goaltender **Brent Johnson**, along with defensemen **Tom Koivisto**, **Christian Laflamme** and **Bryce Salvador** and forwards **Mike Danton**, **Ryan Johnson**, and **Steve Martins**.
- 25 - Re-Signed forward **Reed Low** and defenseman **Matt Walker**.
- 31 - Re-Signed goaltender **Cody Rudkowsky** and forward **Marc Brown**.

June, 2003

- 11 - Signed goaltender **Chris Osgood**.
- 21 - Acquired a second round pick (**David Backes**) in the 2003 Entry Draft from Tampa Bay in exchange for **Cory Stillman**. Acquired **Mike Danton** and a third round pick (**Konstantin Zakharov**) in the 2003 Entry Draft from New Jersey in exchange for a third round pick (Ivan Khomutov) in the 2003 Entry Draft. Acquired a fifth round pick (**Lee Stempniak**) in the 2003 Entry Draft from Phoenix in exchange for **Tyson Nash**.

All-Time Transactions

- 30 - Re-Signed goaltender **Reinhard Divis**, defenseman **Aris Brimanis** along with forwards **Jeff Panzer** and **Sergei Varlamov**.

April, 2003

- 6 - Signed forward **Peter Sejna** as a free agent.

March, 2003

- 11 - Acquired forward **Valeri Bure** from Florida along with a 2004 conditional draft pick in exchange for defenseman **Mike Van Ryn**.
Acquired goaltender **Chris Osgood** from the N.Y. Islanders along with a third round pick (**Konstantin Barulin**) in the 2003 Entry Draft in exchange for forward **Justin Papineau** and a second round pick (Jeremy Colliton) in the 2003 Entry Draft.
- 20 - Signed forward **Greg Black** as a free agent.

February, 2003

- 14 - Signed forward **Jay McClement**.
19 - Claimed forward **Ryan Johnson** on waivers.

January, 2003

- 15 - Claimed forward **Steve Martins** on waivers.

December, 2002

- 5 - Traded defenseman **Dale Clarke** to Colorado for a conditional draft choice.

November, 2002

- 4 - Signed goaltender **Tom Barrasso** as a free agent.

October, 2002

- 8 - Signed forward **Eric Boguniecki** to a contract extension.
30 - Signed forward **Martin Rucinsky** as a free agent.

September, 2002

- 12 - Re-signed forward **Keith Tkachuk**.

August, 2002

- 1 - Named **Ted Hampson** director of player evaluation.
Named **Jarmo Kekalainen** director of amateur scouting.
2 - Announced the retirement of center **Ray Ferraro**.
9 - Signed defenseman **Aris Brimanis** as a free agent.

July, 2002

- 3 - Signed center **Petr Cajanek**.
10 - Signed defenseman **Tom Koivisto**.
Re-Signed defenseman **Jeff Finley**.
12 - Signed defenseman **Christian Backman**.
15 - Signed forward **Keith Tkachuk** and goaltender **Fred Brathwaite** to qualifying offers.
16 - Signed forwards **Steve Dubinsky** and **Eric Nickulas**, and defenseman **Steve Bancroft**.
19 - Re-signed defensemen **Alexander Khavanov**

and **Christian Laflamme**.

- 23 - Signed forward **Jason Dawe**.
24 - Re-Signed forwards **Jamal Mayers** and **Daniel Corso**.
31 - Re-Signed forwards **Cory Stillman**, **Daniel Tkaczuk**, **Marc Brown**, and **Mark Rycroft** along with defenseman **Dale Clarke** and goaltender **Cody Rudkowsky**.

June, 2002

- 25 - Named **Don Lever** assistant coach.
27 - Exercised the options on the contracts of goaltender **Brent Johnson**, right wing **Reed Low** and centers **Mike Eastwood** and **Eric Boguniecki** for the 2002-03 season.

May, 2002

- 16 - Announced the retirement of assistant coach **Jim Roberts**.

March, 2002

- 6 - Claimed forward **Ted Donato** on waivers.
18 - Acquired forward **Ray Ferraro** from Atlanta in exchange for a fourth round selection (Lane Mason) in the 2002 Entry Draft.

February, 2002

- 11 - Acquired forward **Shjon Podein** from Colorado in exchange for **Mike Keane**.

December, 2001

- 5 - Acquired defenseman **Steve Halko** from Carolina and a fourth round draft selection in the 2002 NHL Entry Draft in exchange for **Sean Hill**.

November, 2001

- 6 - Signed free agent defenseman **Marc Bergevin**.

August, 2001

- 21 - Signed **Christian Laflamme** as a free agent.

July, 2001

- 1 - Acquired forwards **Doug Weight** and **Michel Riesen** for forwards **Marty Reasoner** and **Jochen Hecht** and defenseman **Jan Horacek**.
5 - Signed free agents **Mike Keane** and **Rich Pilon**.

June, 2001

- 23 - Acquired goaltender **Fred Brathwaite** and forwards **Daniel Tkaczuk** and **Sergei Varlamov** along with a 2001 ninth round draft pick (**Grant Jacobsen**) for goaltender **Roman Turek** and a 2001 fourth round draft pick (Yegor Shastin).

May, 2001

- 7 - Signed **Greg Davis** and **Jeff Panzer** as free agents.

All-Time Transactions

March, 2001

- 4 - Claimed forward **Sebastian Bordeleau** off waivers from Nashville.
- 5 - Acquired defenseman **Alexei Gusarov** from the New York Rangers for defenseman **Peter Smrek**.
- 13 - Acquired **Keith Tkachuk** from Phoenix for forwards **Michal Handzus**, **Ladislav Nagy**, **Jeff Taffe** and a 2002 first round draft choice (Ben Eager).
Acquired forward **Cory Stillman** from Calgary for forward **Craig Conroy** and a seventh round draft pick (David Moss) in the 2001 NHL Entry Draft.

February, 2001

- 10 - Acquired forward **Scott Mellanby** from Florida for **David Morisset** and a 2002 fifth round draft pick or a compensatory draft pick (Vince Bellissimo).

December, 2000

- 18 - Acquired forward **Eric Boguniecki** from Louisville (AHL) for forward **Andrej Podkonicky**.
- 28 - Acquired defenseman **Dan Trebil** from Pittsburgh for **Marc Bergevin**.

September, 2000

- 19 - Awarded Head Coach **Joel Quenneville** a contract extension through 2003-2004.

August, 2000

- 24 - Signed **Reid Simpson** as a free agent.

July, 2000

- 1 - Signed **Dallas Drake** and **Sean Hill** as free agents.
- 14 - Signed **Dwayne Roloson** as a free agent.
- 27 - Signed **Chris Murray** as a free agent.

June, 2000

- 12 - Signed **Vladimir Chebaturkin** as a free agent.
Signed **Matt Walker** and **Alex Khavanov** to contracts.
- 30 - Signed **Mike Van Ryn** as a free agent.

May, 2000

- 15 - Signed **Dale Clarke**, **Mark Rycroft** and **Shawn Mamane** as free agents.

March, 2000

- 22 - Signed forward **Roger Trudeau**.

February, 2000

- 1 - Signed **Darren Rumble** as a free agent.
- 9 - Acquired defenseman **Dan Kecmer** from the Nashville Predators in exchange for defenseman **Rory Fitzpatrick**.

January, 2000

- 13 - Acquired forward **Stephane Richer** from the Tampa Bay Lightning in a trade for defenseman **Chris McAlpine** and goaltender **Rich Parent**.

December, 1999

- 11 - Claimed forward **Bob Bassen** off waivers.

November, 1999

- 18 - Announced the retirement of forward **Geoff Courtnall**.

October, 1999

- 20 - Signed free agent defenseman **Dave Ellett**.
Acquired forward **Derek King** from the Toronto Maple Leafs for an exchange of 8th round draft choices in the 2000 NHL Entry Draft and defenseman **Tyler Harlton**.

September, 1999

- 4 - Traded goaltender **Grant Fuhr** to Calgary for Calgary's 3rd round draft choice in the 2000 NHL Entry Draft (**Justin Papineau**).
Signed defenseman **Peter Smrek**.
- 27 - Signed defenseman **Barret Jackman**.
- 30 - Claimed defenseman **Todd Reirden** off waivers from the Edmonton Oilers.

August, 1999

- 16 - Signed goaltender **Roman Turek** to a multi-year contract.
- 25 - Signed **Sylvain Blouin** as a free agent.

July, 1999

- 15 - Signed defenseman **Libor Prochazka**.

June, 1999

- 3 - Signed center **Tyler Rennette** and defenseman **Jame Pollock**.
- 20 - Acquired **Roman Turek** from Dallas in exchange for St. Louis' compensatory third round draft choice (**Dan Jancevski**) in the 1999 NHL Entry Draft.

May, 1999

- 25 - Signed **Jaroslav Obsut** as a free agent.

April, 1999

- 3 - **Larry Pleau** and **John Ferguson, Jr.** receive contract extensions.

March, 1999

- 1 - Signed **Jim Carey** as a free agent.
- 4 - **Didier Tremblay** agreed to a contract.
- 18 - Acquired **Brad Shaw** and an eighth round choice (**Colin Hemingway**) in the 1999 Entry Draft from Washington in exchange for a sixth round choice (**Kyle Clark**) in the 1999 Entry Draft.
- 23 - Re-acquired **Blair Atcheynum** from Nashville for a sixth round draft choice in the 2000 Entry Draft.
- 25 - Signed **Cody Rudkowsky** as a free agent.

All-Time Transactions

February, 1999

- 13 - Acquired **Jeff Finley** and **Geoff Smith** from the NY Rangers for future considerations.
- 22 - Traded **Chris Kenady** to the NY Rangers, completing the transaction from February 13, which the Blues acquired **Jeff Finley** and **Geoff Smith** for future considerations.

December, 1998

- 30 - Claimed **Todd Gill** off waivers by Detroit.

September, 1998

- 1 - Named **Mike Kitchen** Assistant Coach.
- 4 - Agreed to contracts with **Kevin Dahl** and **Kevin Sawyer**.

August, 1998

- 28 - Named **Keith Allain** Goaltending Coordinator.

July, 1998

- 16 - Signed **Scott Young** as a free agent.
- 24 - Agreed to contracts with **Deker Bekar**, **Tyler Hariton**, **Ladislav Nagy**, **Tyson Nash**, **Andrei Podkonicky**, **Marty Reasoner**, and **Jason Widmer**.

June, 1998

- 26 - Nashville claimed **Blair Atcheynum** in the Expansion Draft. **Darren Turcotte** and the highest compensatory pick in the second round of the 1999 Entry Draft to Nashville (later traded to Florida - Florida selected **Alexander Auld**) for future considerations.

May, 1998

- 5 - Agreed to terms with **Jan Horacek**.

March, 1998

- 18 - Agreed to a contract with **Daniel Corso**.
- 24 - Acquired **Todd Gill** from San Jose for **Joe Murphy**.
Acquired **Mike Eastwood** from the NY Rangers in exchange for **Harry York**.
- 26 - Signed **Matt Smith** as a free agent.

January, 1998

- 3 - Signed **Michel Picard** as a free agent.

October, 1997

- 3 - Agreed to a contract with **Michal Handzus**.
Signed **Lubos Bartecko** and **Tyler Willis** as free agents.

September, 1997

- 11 - Agreed to contracts with **Chris Kenady** and **Jochen Hecht**.
- 29 - Acquired **Kelly Chase** from Toronto for future considerations.

August, 1997

- 12 - Signed **Blair Atcheynum**, **Bruce Ramsay** and **Terry Yake** as free agents.

- 25 - Acquired **Steve Duchesne** from Ottawa in exchange for **Igor Kravchuk**.
- 29 - Signed **Shayne Toporowski** as a free agent.

July, 1997

- 8 - Signed **Rudy Poeschek** as a free agent.
- 16 - Signed **Terry Hollinger**, **Rich Parent** and **Terry Virtue** as free agents.
- 24 - Acquired **Darren Turcotte** in exchange for **Stephane Matteau**.

June, 1997

- 2 - Acquired **Brent Johnson** from Colorado in exchange for a third round selection in 1997 Entry Draft and a conditional third round selection in 2000 Entry Draft.
Signed **Reed Low** and **Scott Roche** as free agents.
- 27 - Acquired **Alexander Godynnyuk** and a sixth round selection in the 1998 Entry Draft in exchange for **Steve Leach**.
(**Larry Pleau**-1997)

March, 1997

- 14 - Signed **Pavol Demitra** as a free agent (acquired rights from Ottawa for **Christer Olsson** on November 27, 1996).

February, 1997

- 11 - Acquired **Chris McAlpine** from and a ninth round selection in 1999 Entry Draft from New Jersey in exchange for **Peter Zezel**.

November, 1996

- (**Ron Caron**-1996)
- 13 - Acquired **Sergio Momesso** from the NY Rangers in exchange for **Brian Noonan**.
- 26 - Acquired **Mike Peluso** and **Ricard Persson** from New Jersey in exchange for **Ken Sutton** and a second round selection in 1999 Entry Draft.
- 27 - Acquired **Pavol Demitra** from Ottawa in exchange for **Christer Olsson**.

October, 1996

- 29 - Acquired **Pierre Turgeon**, **Craig Conroy** and **Rory Fitzpatrick** from Montreal in exchange for **Shayne Corson**, **Murray Baron** and a fifth round selection in 1997 Entry Draft.

September, 1996

- 26 - Signed **Gary Leeman** as a free agent.

July, 1996

- 3 - Signed **Joe Murphy**, **Scott Pellerin**, **Jim Campbell**, **David Williams**, **Jamie McLennan** and **Harry York** as free agents.
- 6 - Signed **Trent Yawney** as a free agent.
- 9 - Signed **Marc Bergevin** as a free agent.
- 31 - Signed **Kevin Plager** as a free agent.

All-Time Transactions

March, 1996

- 12 - Acquired future considerations from Edmonton in exchange for **Dave Roberts**.
Acquired **Glenn Anderson** from Edmonton via waivers.
- 15 - Acquired **Craig MacTavish** from Philadelphia in exchange for **Dale Hawerchuk**.
- 19 - Acquired **Charlie Huddy** and a seventh round choice (**Daniel Corso**) in 1996 Entry Draft from Buffalo in exchange for rights to **Denis Hamel**.
- 20 - Acquired a sixth round choice (**Stephen Wagner**) in 1996 Entry Draft from Pittsburgh in exchange for **J.J. Daigneault**.
Dallas Eakins to Winnipeg via waivers.
Acquired **Yuri Khmylev** and a eighth round choice (**Andrei Podkonicky**) in 1996 Entry Draft from Buffalo in exchange for **Jean-Luc Grand-Pierre**, Ottawa's second round choice (previously acquired, Buffalo selected **Cory Sarich**) in 1996 Entry Draft and St. Louis' third round choice (**Maxim Afinogenov**) in 1997 Entry Draft.

February, 1996

- 27 - Acquired **Wayne Gretzky** from Los Angeles in exchange for **Craig Johnson**, **Patrice Tardif**, **Roman Vopat**, and first round choice (**Matt Zultek**) in 1997 Entry Draft and a fifth round choice (**Peter Horgan**) in 1996 Entry Draft to Los Angeles.

January, 1996

- 4 - Acquired **Igor Kravchuk** and **Ken Sutton** from Edmonton in exchange for **Donald Dufresne** and **Jeff Norton**.
Acquired **Mike Hudson** from Toronto via waivers.
- 29 - Acquired **Rob Pearson** from Washington in exchange for **Denis Chasse**.

December, 1995

- 28 - Acquired **Stephane Matteau** from NY Rangers in exchange for **Ian Laperriere**.

November, 1995

- 1 - Acquired a third round choice (**Ville Nieminen**) in the 1997 Entry Draft (later traded to Colorado) from NJ Devils in exchange for **Esa Tikkanen**.
- 7 - Acquired **J.J. Daigneault** from Montreal in exchange for **Pat Jablonski**.

October, 1995

- 2 - Claimed **Pat Jablonski** off waivers from Toronto.
- 19 - Signed **Peter Zedel** as a free agent.

September, 1995

- 28 - Acquired **Dallas Eakins** from Florida in exchange for a fourth round choice (**Ivan Novoseltsev**) in 1997 Entry Draft.

August, 1995

- 4 - **Curtis Joseph** and the rights to **Michael Grier** to Edmonton for St. Louis' first round choices (previously acquired) in 1996 Entry Draft (St. Louis selected **Marty Reasoner**) and 1997 Entry Draft (later traded to Los Angeles - Los Angeles selected **Matt Zultek**) as compensation for signing **Shayne Corson** on July 28, 1995.
Acquired a second round choice (later traded to Buffalo - Buffalo selected **Cory Sarich**) in 1996 Entry Draft in exchange for **Steve Duchesne** to Ottawa.
- 10 - Signed **Bruce Racine** as a free agent.

July, 1995

- 8 - Signed **Dale Hawerchuk** as a free agent.
- 14 - Signed goaltender **Grant Fuhr** as a free agent
- 27 - Acquired **Chris Pronger** from Hartford in exchange for **Brendan Shanahan**.
- 28 - Signed **Shayne Corson** as a free agent.

April, 1995

- 7 - Acquired Ottawa's ninth round choice (**Libor Zabransky**) in 1995 Entry Draft in exchange for **Dan Laperriere** and a ninth round choice (**Erik Kaminski**) in 1995 Entry Draft.

March, 1995

- 6 - Acquired **Jeff Norton**, a fourth selection in the 1997 Entry Draft and future considerations from San Jose in exchange for **Craig Janney**.
- 23 - Acquired **Todd Elik** from San Jose in exchange for **Kevin Miller**.

February, 1995

- 4 - Signed **Glenn Anderson** as a free agent.
- 16 - Signed **Kevin Sawyer** as a free agent.

January, 1995

- 18 - **Kelly Chase** claimed on waivers by Hartford.
Igor Korolev claimed off waivers by Winnipeg.
Greg Gilbert claimed off waivers from NY Rangers.
Donald Dufresne claimed off waivers from Los Angeles.

October, 1994

- 3 - Signed **Tony Twist** as a free agent.
- 6 - Acquired **Adam Creighton** from Tampa Bay in exchange for **Tom Tilley**.

August, 1994

- 19 - Acquired **Guy Carbonneau** from Montreal in exchange for **Jim Montgomery**.
- 29 - Acquired **Bill Houlder** from Anaheim in exchange for **Jason Marshall**.
- 31 - Signed **Greg Parks** as a free agent.

July, 1994

- 4 - Acquired **Al MacInnis** and a fourth round pick

All-Time Transactions

in 1997 (**Didier Tremblay**) from Calgary in exchange for **Phil Housley** and a second round pick in 1996 (**Steve Begin**) and 1997 (**John Tripp**) to Calgary. (**Mike Keenan, 1994**)

24 - Acquired **Esa Tikkanen** and **Doug Lidster** from NY Rangers in exchange for **Petr Nedved**.

June, 1994

30 - Signed **Jon Casey** as a free agent.

March, 1994

4 - Signed **Petr Nedved** as a free agent.
 9 - Signed **Peter Stastny** as a free agent.
 14 - **Craig Janney** and a second round pick (**Dave Scatchard**) in 1994 awarded to Vancouver as compensation for the Blues signing free agent **Petr Nedved**.
 21 - Acquired **Craig Janney** in exchange for **Jeff Brown**, **Bret Hedican** and **Nathan LaFayette** to Vancouver in exchange for **Alexei Kasatonov** acquired from Anaheim in exchange for **Maxim Bets** and a sixth round choice (later returned to St. Louis - St. Louis selected **Dennis Hamel**) in 1995 Entry Draft

January, 1994

23 - Acquired **Steve Duchesne** and **Denis Chasse** from Quebec in exchange for **Bob Bassen**, **Garth Butcher** and **Ron Sutter**.

October, 1993

3 - Chicago claimed **Rich Sutter** in Waiver Draft.

September, 1993

24 - Acquired **Phil Housley** from Winnipeg in exchange for **Nelson Emerson** and **Stephane Quintal**.

July, 1993

29 - Acquired **Jim Hrivnak** from Winnipeg in exchange for a sixth round choice (**Chris Kibermanis**) and future considerations.
 30 - Signed **Tony Hrkac** and **Tom Tilley** as free agents.

June, 1993

2 - Signed **Jim Montgomery** as a free agent.
 24 - Anaheim claimed **Guy Hebert** in Expansion Draft.
 Florida claimed **Dave Lowry** in Expansion Draft.

January, 1993

28 - Acquired **Basil McRae**, **Doug Crossman** and a fourth round pick (**Andrei Petrakov**) in 1996 Entry Draft from Tampa Bay in exchange for **Jason Ruff**.

November, 1992

1 - Acquired **Kevin Miller** from Washington in exchange for **Paul Cavallini**.

June, 1992

18 - Ottawa claimed **Dominic Lavoie** in Expansion Draft.
 Tampa Bay claimed **Michel Mongeau** in Expansion Draft.
 19 - Acquired future considerations from Tampa Bay in exchange for **Pat Jablonski**, **Darin Kimble**, **Steve Tuttle** and **Rob Robinson**.

February, 1992

7 - Acquired **Craig Janney** and **Stephane Quintal** from Boston in exchange for **Adam Oates**.
 27 - Quebec claimed **Gino Cavallini** off waivers.
 Signed **Philippe Bozon** as a free agent.
 29 - Signed **Curt Giles** as a free agent.

November, 1991

13 - Acquired **Lee Norwood** from Hartford in exchange for future considerations.
 26 - Acquired eighth round choice (**Igor Boldin**) in 1992 Draft from Winnipeg in exchange for **Mario Marois**.

October, 1991

2 - Signed **Bruce Shoenbottom** as a free agent.
 18 - Acquired **Rick Zombo** from Detroit in exchange for **Vince Riendeau**.

September, 1991

2 - Scott Stevens awarded to New Jersey as compensation for the Blues signing free agent **Brendan Shanahan**.
 22 - Acquired **Ron Sutter** and **Murray Baron** from Philadelphia in exchange for **Rod Brind'Amour** and **Dan Quinn**.

August, 1991

7 - Signed **Dave Mackey** and **Brian McKee** as free agents.

July, 1991

23 - Signed **Ron Hoover** as a free agent.
 24 - Signed **Brendan Shanahan** as a free agent.
 30 - **Dave Christian**, a third round choice (**Vitali Prokhorov**) in 1992 and an option for the Bruins' seventh round choice (**Lance Burns**) in 1992 or a sixth round choice in 1993, as compensation from Boston for signing **Glen Featherstone** and **Dave Thominlinson** as free agents.

May, 1991

24 - **Jim Vesey** to Winnipeg to complete the **Tom Draper** trade on February 28, 1991. **Tom Draper** to Winnipeg for future considerations.
 30 - San Jose claimed **David Bruce** in Expansion Draft.
 31 - Signed **Brian Pellerin** as a free agent.

All-Time Transactions

March, 1991

- 5 - Acquired **Garth Butcher** and **Dan Quinn** from Vancouver in exchange for **Geoff Courtall**, **Sergio Momesso**, **Cliff Ronning**, **Robert Dirk** and fifth round pick (**Brian Loney**) in 1992. Acquired **Darren Veitch** from Toronto in exchange for **Keith Osborne**.

February, 1991

- 4 - Acquired **Darin Kimble** from Quebec in exchange for **Herb Raglan**, **Tony Twist** and **Andy Rymsha**.
- 28 - Acquired future considerations from Winnipeg in exchange for **Tom Draper**.

October, 1990

- 3 - Claimed **Mario Marois** from Quebec in Waiver Draft. Claimed **Bob Bassen** from Chicago in Waiver Draft.
- 27 - Acquired an 11th round choice (**Wade Salzman**) in 1992 Draft from Pittsburgh in exchange for **Gordie Roberts**.

September, 1990

- 12 - Signed **Alain Raymond** as a free agent.

July, 1990

- 12 - Signed **Scott Stevens** as a free agent.
- 13 - Acquired **Geoff Courtall** from Washington in exchange for **Peter Zedel**, **Mike Lalor**.
- 23 - Signed **David Bruce** and **Jeff Lamb** as free agents.

March, 1990

- 6 - Acquired **Rich Sutter**, **Harold Snepsts** and second round choice (**Craig Johnson**) acquired from St. Louis in September 6, 1988 trade from Vancouver in exchange for **Adrien Plavsic** and St. Louis' first round (**Shawn Antoski**) in 1990.
- 13 - Signed **Yves Heroux** as a free agent.

January, 1990

- 22 - Acquired **Ron Wilson** from Winnipeg in exchange for **Doug Evans**.

December, 1989

- 12 - **Todd Ewen** to Montreal for return of St. Louis' third round choice (**Nathan Lafayette**) in 1991 previously traded to Montreal for **Mike Lalor**.
- 13 - Acquired **Jeff Brown** from Quebec in exchange for **Greg Millen** and **Tony Hrkac**.

November, 1989

- 10 - Acquired 1991 third round choice (**Kyle Reeves**) from Los Angeles in exchange for **Brian Benning**.

September, 1989

- 29 - Acquired rights to **Rik Wilson** from Chicago in

exchange for **Craig Cox**.

August, 1989

- 21 - Signed **Michel Mongeau** and **Rich Pion** as free agents.

July, 1989

- 19 - Signed **Rik Wilson** as a free agent from Chicago.

June, 1989

- 15 - Acquired **Adam Oates** and **Paul MacLean** from Detroit in exchange for **Bernie Federko** and **Tony McKegney**.
- 16 - Signed **Curtis Joseph** as a free agent.
- 17 - Acquired Winnipeg's third choice (**Denny Felsner**) in 1989 Entry Draft and Winnipeg's second choice (**Steve Staio**) in 1991 Entry Draft in exchange for **Greg Paslawski** and St. Louis' third choice (**Kris Draper**) in 1989 Entry Draft.

February, 1989

- 3 - Acquired **Phil DeGaetano** from Boston in exchange for **Scott Harlow**.
- 13 - Acquired future considerations from Boston in exchange for **Ron Flockhart**.

January, 1989

- 16 - Acquired **Mike Lalor** from Montreal for the option to switch first round picks (**Turner Stevenson**) in 1990 Entry Draft and St. Louis' third round choice in 1991 Entry Draft.

November, 1988

- 29 - Acquired **Mike Bullard** from Philadelphia in exchange for **Peter Zedel**.

October, 1988

- 19 - Acquired Washington's sixth choice (**Derek Frenette**) in 1989 Entry Draft in exchange for **Rob Whistle** and St. Louis' eighth choice (**Steve Martell**) in 1990 Entry Draft.

September, 1988

- 6 - Acquired **Mike Bullard**, **Craig Cox** and **Tim Corkery** from Calgary in exchange for **Doug Gilmour**, **Mark Hunter** and **Michael Dark**. Acquired **Dave Richter** and a second round choice in 1990 Entry Draft from Vancouver for **Robert Nordmark**.
- 29 - Acquired **Peter Douris** from Winnipeg in exchange for **Kent Carlson**, St. Louis' twelfth choice (**Sergei Kharin**) in 1989 Draft and St. Louis' fourth choice (**Scott Levins**) in 1990 Entry Draft. Acquired **Dave Lowry** from Vancouver in exchange for **Ernie Vargas**.

August, 1988

- 9 - Acquired **Sergio Momesso** and **Vince Riendeau** from Montreal in exchange for **Jocelyn**

All-Time Transactions

Lemieux, Darrell May and St. Louis' second choice (**Patrice Brisbois**) in 1989 Entry Draft.

March, 1988

- 7 - Acquired **Brett Hull** and **Steve Bozek** from Calgary for **Rob Ramage** and **Rick Wamsley**.
- 8 - **Charlie Bourgeois** and Hartford's third choice (**Blair Atcheynum**) in 1989 Entry Draft - acquired earlier by St. Louis in **Mark Reeds** deal, October 5, 1987 for Hartford's second choice (**Rick Corriveau**) in 1989 Entry Draft **Gordie Roberts** from Philadelphia for futures.

February, 1988

- 2 - Acquired **Ernie Vargas** from Montreal for future considerations.

January, 1988

- 21 - Acquired **Scott Harlow** from Montreal for future considerations.

December, 1987

- 11 - Acquired **Paul Cavallini** from Washington for Montreal's second choice (**Wade Bartley**) in 1988 Entry Draft - St. Louis' property via earlier deal.

November, 1987

- 26 - Sold **Bill Root** to Philadelphia.

October, 1987

- 5 - Acquired Hartford's third choice in 1989 Entry Draft, later returned to Hartford in March 8, 1988 **Charlie Bourgeois** deal **Doug Wickenheiser** claimed by Hartford in Waiver Draft.
- 13 - Acquired **Gaston Gingras** from Montreal in exchange for **Larry Trader** and future considerations.
- 23 - Acquired future considerations from NY Rangers in exchange for **Jim Pavese**.

September, 1987

- 28 - Signed **Ron Hardy** as a free agent.

June, 1987

- 5 - Acquired **Perry Turnbull** from Winnipeg in exchange for St. Louis' fifth choice (**Ken Gernander**) in 1987 Entry Draft.
- 13 - Acquired Calgary's fourth choice (**Andy Rymsha**) and fifth choice (**Dave Lacouture**) in 1988 Entry Draft in exchange for **Ric Nattress**.
- 19 - Signed **Dave Thominson** as a free agent.

May, 1987

- 28 - Acquired **Tony McKegney** and **Rob Whistle** from NY Rangers in exchange for **Bruce Bell** and future considerations.

March, 1987

- 10 - Acquired Hartford's tenth choice (**Andy Cesarski**) in 1987 Entry Draft in exchange for **Pat Hughes**.

October, 1986

- 6 - Buffalo claimed **Pat Hughes** in Waiver Draft.
- 15 - Acquired **Shawn Evans** from Edmonton in exchange for **Todd Ewen**.
- 21 - Acquired **Tim Bothwell** from Hartford in exchange for **Dave Barr**.

September, 1986

- 22 - Signed **Shane MacEachern** and **Dominic Lavoie** as free agents.

August, 1986

- 7 - Acquired **Larry Trader** from Detroit in exchange for **Lee Norwood**.

February, 1986

- 1 - Acquired **Eddy Beers**, **Charlie Bourgeois**, and **Gino Cavallini** from Calgary in exchange for **Joe Mullen**, **Rik Wilson** and **Terry Johnson**.

January, 1986

- 31 - Acquired **Kent Carlson** from Montreal in exchange for **Graham Herring** and fifth choice (**Eric Aubertin**) in 1986 Entry Draft.

October, 1985

- 2 - Acquired **Bruce Bell** from Quebec in exchange for **Gilbert Delorme**.
- 4 - Sold **Tim Bothwell** to Hartford.
- 7 - Calgary claimed **Craig Levie** in Waiver Draft. Washington claimed **Dwight Schofield** in Waiver Draft. Purchased **Ric Nattress** from Montreal.
- 9 - Signed **Darrell May** as a free agent.

September, 1985

- 19 - Acquired **Mark Johnson** from New Jersey in exchange for **Shawn Evans** and New Jersey's fifth round choice (**Mike Wolak**) in 1986 Entry Draft.
- 30 - Acquired **Normand Baron** from Montreal in exchange for future considerations.

August, 1985

- 13 - Signed **Lee Norwood** as a free agent.
- 26 - Acquired **Ron Flockhart** from Montreal in exchange for **Perry Ganchar**.
- 29 - Acquired **Rick Meagher** and New Jersey's 12th choice (**Bill Butler**) in 1986 Entry Draft in exchange for **Perry Anderson**.

June, 1985

- 10 - Signed **Doug Evans** as a free agent.
- 15 - Acquired **Mark Hunter**, **Michael Dark** and Montreal's second (**Herb Raglan**), third (**Nelson Emerson**), fifth (**Dan Brooks**) and sixth (**Rick Burchill**) round choices in 1985 Entry Draft in exchange for St. Louis' first (**Jose Charbonneau**); second (**Todd Richard**); fourth (**Martin Desjardins**); fifth (**Tom Sagissor**) and sixth (**Don Dufresne**) round

All-Time Transactions

choices in 1985 Entry Draft.

April, 1985

- 16 - Sent **Jorgen Pettersson** to Hartford to complete February 21, 1985 transaction.

February, 1985

- 21 - Acquired **Mark Johnson** and **Greg Millen** from Hartford for **Mike Liut** and future considerations.

January, 1985

- 29 - Acquired **Luc Dufour** from Quebec for **Alain Lemieux**.

October, 1984

- 9 - Pittsburgh claimed **Wayne Babych** in Waiver Draft.
Minnesota claimed **Craig Levie** in Waiver Draft.
New Jersey claimed **Dave Pichette** in Waiver Draft.

September, 1984

- 13 - Signed **Kevin LaVallee** as a free agent.
- 14 - Signed **Denis Cyr** as a free agent.

June, 1984

- 9 - Acquired **Rick Wamsley** and Hartford's second choice (**Brian Benning**); Montreal property via earlier deal; Montreal's second choice (**Tony Hrkac**) and third choice (**Robert Dirk**) all in 1984 Entry Draft in exchange for St. Louis' first choice (**Shayne Corson**) and second (**Stephane Richer**) choices in 1984 Entry Draft.
- 26 - Sold rights to **Dan Wood**, **Richard Zemlak** and **Roger Hagglund** to Quebec.

March, 1984

- 2 - Hartford claimed **Jack Brownschidle** off waivers.
- 5 - Acquired **Dave Barr** and NY Rangers third choice (**Alan Perry**) in 1984 Draft in exchange for **Larry Patey** and rights to **Bob Brooke**.

February, 1984

- 10 - Acquired **Dave Pichette** from Quebec in exchange for **Andre Dore**.

January, 1984

- 5 - Purchased **Michel Larocque** from Philadelphia.

December, 1983

- 21 - Acquired **Gilbert Delorme**, **Doug Wickenheiser** and **Greg Paslawski** from Montreal in exchange for **Perry Turnbull**.

October, 1983

- 3 - Hartford claimed **Bobby Crawford**, **Mike Crombeen** and **Mike Zuke** off waivers.
Claimed **Terry Johnson** from Quebec in Waiver Draft.
Claimed **Dwight Schofield** from Montreal in Waiver Draft.

September, 1983

- 6 - Acquired **Guy Chouinard** from Calgary in exchange for future considerations.

August, 1983

- 19 - **Gord Donnelly** and **Claude Julien** to Quebec as compensation for Blues' signing **Jacques Demers**.

January, 1983

- 4 - Acquired **Andre Dore** from NY Rangers in exchange for **Vaclav Nedomansky** and **Glen Hanlon**. (**Ronald Caron**-1983)

October, 1982

- 1 - Signed **Darrell May** as a free agent.
Signed **Curt Brackenbury** as a free agent.
- 4 - NY Rangers claimed **Bill Baker** and **Tim Bothwell** in Waiver Draft.
Minnesota claimed **Jack Carlson** in Waiver Draft.
- 6 - Claimed **Vaclav Nedomansky** on waivers from NYR.

August, 1982

- 4 - Acquired **Pat Hickey** from Quebec in exchange for **Rick LaPointe**.

July, 1982

- 22 - Signed **Rob Tudor** as a free agent.

June, 1982

- 3 - **Kari Eloranta** returned to Calgary.
- 9 - Acquired **Rob Ramage** from New Jersey in exchange for St. Louis' first choice (**Rocky Trottier**) in 1982 Entry Draft and St. Louis' first choice (**John MacLean**) in 1983 Entry Draft.

March, 1982

- 8 - Acquired **Kari Eloranta** from Calgary for future considerations.
- 9 - Acquired **Guy Lapointe** from Montreal in exchange for St. Louis' second choice (**Sergio Momesso**) in 1983 Entry Draft.
Acquired **Glen Hanlon** from Vancouver in exchange for **Tony Currie**, **Jim Nill**, **Rick Heinz** and a fourth choice (**Shawn Kilroy**) in 1982 Entry Draft.

February, 1982

- 14 - Pittsburgh claimed **Gary Edwards** on waivers.
In lieu of waiver price, St. Louis receives Pittsburgh's eighth choice (**Don Porter**) in 1984 Entry Draft.

December, 1981

- 4 - Acquired **Bill Baker** from Colorado in exchange for **Joe Micheletti** and **Dick Lamby**.

October, 1981

- 1 - Claimed **Trevor Johansen** off waivers from Colorado.
- 8 - Acquired **Gary Edwards** from Edmonton in Waiver Draft.

All-Time Transactions

July, 1981

- 3 - Acquired **Scott Campbell** and **John Markell** from Winnipeg in exchange for **Bryan Maxwell**, **Ed Staniowski** and **Paul MacLean**.

February, 1981

- 2 - Colorado claimed **Craig Norwich** off waivers.

November, 1980

- 12 - Signed **Gerry Hart** as a free agent.

October, 1980

- 30 - Acquired **Bill Stewart** from Buffalo in exchange for **Bob Hess** and St. Louis' fourth choice (**Anders Wickberg**) in 1981 Entry Draft.

July, 1980

- 14 - Signed **John Taft** as a free agent.
30 - Purchased **Harvey Bennett** from Calgary.

June, 1980

- 19 - Acquired **Craig Norwich** from Winnipeg in exchange for **Rick Bowness**.

May, 1980

- 8 - Signed **Jorgen Pettersson** as a free agent.

March, 1980

- 10 - Signed **Terry Harper** as a free agent.

November, 1979

- 6 - Sold **Bruce Affleck** and **Gordon Buynak** to Vancouver and sold **Harvey Bennett** to Atlanta.
13 - Acquired **Blair Chapman** from Pittsburgh for **Bob Stewart**.

October, 1979

- 3 - Purchased **Frank Johnson** from Atlanta.
10 - Acquired **Ed Kea**, **Don Laurence** and Atlanta's second choice (**Hakan Nordin**) in 1981 Entry Draft in exchange for **Garry Unger**.

August, 1979

- 7 - Acquired **Joe Micheletti** from Edmonton in exchange for **Tom Roulston** and **Risto Siltanen**.
16 - Signed **Joe Mullen** as a free agent.
Purchased **Tom Williams** from Los Angeles.

June, 1979

- 7 - Acquired **Blake Dunlop** and **Rick LaPointe** from Philadelphia in exchange for **Phil Myre**. Cincinnati reclaimed **Mike Liut** from prior to Expansion Draft.
Winnipeg reclaimed **Scott Campbell** from prior Expansion Draft.
9 - Winnipeg claimed **Scott Campbell** as a priority selection.
Acquired future consideration from NY Islanders in exchange for **Barry Gibbs** and **Terry Richardson**.
10 - Acquired **Richie Hansen** and **Bryan Maxwell** from Minnesota in exchange for St. Louis'

- second choice (**Dave Reiersen**) later transferred to Calgary - in 1983 Entry Draft.
13 - **Neil Komadoski**, **Bob Murdoch** and **Bobby Simpson** claimed as fill in Expansion Draft.
John Smrke and **Jamie Masters** claimed by Quebec in Expansion Draft.
Inge Hammarstrom claimed by Edmonton in Expansion Draft.
Gord McTavish claimed by Winnipeg in Expansion Draft.
Hartland Monahan purchased from Quebec.
14 - Acquired **Ralph Klassen** from NY Islanders as part of June 9, 1979 trade.

May, 1979

- 24 - Acquired **Bobby Simpson** from Atlanta in exchange for **Curt Bennett**.

April, 1979

- 16 - Signed **Rick Heinz** as a free agent.

March, 1979

- 9 - Minnesota purchased **Harvey Bennett** to complete future considerations of August 8, 1978 acquisition.

November, 1978

- 2 - Claimed **Charles Luksa** off waivers from Montreal.
4 - Sold **Rod Seiling** to Atlanta.
6 - Sold **Joe Casey**, **John Cochrane**, **Frank Johnson**, **Blair Wheeler** and **Jim Farrell** to Atlanta.

October, 1978

- 7 - Acquired **Gord McTavish** from Montreal in exchange for **Mike Korney**.
9 - Claimed **Larry Giroux** from Detroit in Waiver Draft.
10 - Purchased **Rick Bowness** from Detroit.

August, 1978

- 2 - Signed **Mike Korney** as a free agent.
7 - Purchased **Bob Murdoch** from Minnesota.
8 - Acquired **Harvey Bennett** from Minnesota for future considerations.
11 - Signed **Steve Durbano** as a free agent.
12 - Claimed **Rick Shinske** off waivers from Minnesota.

July, 1978

- 26 - Signed **Terry Richardson** as a free agent.

June, 1978

- 12 - Acquired **Mike Walton** from Vancouver in exchange for St. Louis' fourth choice (**Harold Luckner**) in 1978 Amateur Draft.
15 - **Mike Crombeen** claimed in Cleveland-Minnesota Dispersal Draft.
Acquired **Bob Stewart** from Minnesota in exchange St. Louis' second choice (**Jali Wahlsten**) in 1981 Entry Draft.

All-Time Transactions

January, 1978

- 14 - Acquired **Neil Komadoski** from Los Angeles in exchange for St. Louis' second choice (**Greg Terrion**) in 1980 Entry Draft.
- 27 - Sold **Eddie Johnston** to Chicago.

December, 1977

- 12 - Acquired **Phil Myre**, **Curt Bennett** and **Barry Gibbs** from Atlanta in exchange for **Yves Belanger**, **Bob MacMillan**, **Dick Redmond** and St. Louis' second choice (**Mike Perovich**) in 1979 Entry Draft to Atlanta.

November, 1977

- 1 - Acquired **Inge Hammarstrom** from Toronto in exchange for **Jerry Butler**.

October, 1977

- 20 - Signed **Gary Holt** as a free agent.
- 24 - Minnesota claimed **Bill Fairbairn** off waivers.

August, 1977

- 9 - Acquired **Dick Redmond** from Chicago in exchange for **Pierre Plant**.
- 17 - Acquired **Len Frig** from Cleveland in exchange for the rights to **Mike Eaves**.
- 18 - Acquired **Jim Roberts** from Montreal in exchange for St. Louis' third choice (**Guy Carbonneau**) in 1979 Amateur Draft.

February, 1977

- 18 - Sold **Derek Sanderson** to Vancouver.

December, 1976

- 20 - Acquired **Joe Zanussi** from Boston for **Rick Smith**.

October, 1976

- 12 - Claimed **Gilles Marotte** from NY Rangers off waivers.
- 22 - Purchased **Charles Shaw** from Providence Reds.

September, 1976

- 9 - Signed **Rod Seiling** as a free agent with compensation from Toronto. As compensation Toronto received cash and second choice (**Joel Quenneville**) in 1978 Amateur Draft.

June, 1976

- 16 - Traded **Rick Wilson** to Detroit to complete March 9, 1976 acquisition of **Doug Grant**. (**Emile Francis**-1976)

March, 1976

- 6 - Sold **Bert Wilson** and rights to **Curt Brackenbury** to Los Angeles.
- 9 - Acquired **Doug Grant** from Detroit for future considerations.
Acquired **Dave Hrechkosy** from California in exchange for St. Louis' fifth choice (**Cal Sandbeck**) in 1976 Amateur Draft and the return of California's

previously traded third choice (**Reg Kerr**) in 1977 Amateur Draft.

November, 1975

- 24 - Acquired **Larry Patey** and California's third choice (**Reg Kerr**) in 1977 in exchange for **Wayne Merrick**.

October, 1975

- 22 - Purchased **Rick Smith** from California.
- 30 - Acquired **Derek Sanderson** from NY Rangers in exchange for NY Rangers' first round choice (**Lucien Deblois**) obtained in August 29, 1974 trade for **Larry Sacharuk**.

September, 1975

- 21 - Acquired **Bob MacMillan** from NY Rangers in exchange for **Larry Sacharuk**.
Signed **Bernie MacNeil** as a free agent.

July, 1975

- 3 - Purchased **Gilles Gratton** from Buffalo.
June, 1975
- 18 - Acquired **Jerry Butler**, **Ted Irvine** and **Bert Wilson** from NY Rangers for **John Davidson** and **Bill Collins**, **Denis Dupere**, **Craig Patrick** and cash to Kansas City for **Lynn Powis** and Kansas City's second choice (**Brian Sutter**) in 1976 Amateur Draft. (**Dennis Ball**-1975)

May, 1975

- 27 - Acquired **Bruce Cowick** from Washington off waivers.

March, 1975

- 10 - Acquired **Jim McCrimmon** from Los Angeles for cash.

February, 1975

- 10 - Acquired **Denis Dupere** from Washington in exchange for **Ace Bailey** and **Stan Gilbertson**.

January, 1975

- 9 - Acquired **Bruce Affleck** from California in exchange for **Frank Spring**.
- 20 - Acquired **Bernie Lukowich** from Pittsburgh in exchange for **Bob Stumpf**.

December, 1974

- 5 - Purchased **Claude Larose** from Montreal.
- 30 - Acquired **Red Berenson** from Detroit for **Phil Roberto** and a third choice (**Blair Davidson**) in 1975 Amateur Draft.

November, 1974

- 11 - Acquired **Craig Patrick** and **Stan Gilbertson** from California in exchange for **Dave Gardner** and **Butch Williams**.
- 28 - Acquired **Chuck Lefley** from Montreal in exchange for **Don Awrey**.

All-Time Transactions

October, 1974

- 29 - Acquired **Chris Evans** and a fourth choice (Mike Liut) in 1976 Amateur Draft.
From Kansas City in exchange for Larry Giroux.

September, 1974

- 16 - Sold **Ted Harris** to Philadelphia.
Acquired second choice (**Jamie Masters**) in 1975 Draft and rights to **Randy Andreachuk** from Philadelphia in exchange for **Wayne Stephenson**.

August, 1974

- 29 - Acquired **Larry Sacharuk** and NY Rangers' first choice in 1977 Amateur Draft in exchange for **Greg Polis** and a Draft choice returned to NY Rangers in acquisition of **Derek Sanderson** on October 30, 1975.
Acquired **Yves Belanger** from Cleveland (WHA) in exchange for cash.
Signed **Doug Palazzari** as a free agent.

July, 1974

- 18 - Acquired **Ron Serafini** from California in exchange for **Glenn Patrick**.

June, 1974

- 10 - Acquired **Brian Ogilvie** from Chicago in Intra-League Draft.
Acquired **Murray Kuntz** from Rochester (AHL) for cash.
12 - **Gord Brooks** and **Bob Collyard** to Washington in Expansion Draft. **John Wright** to Kansas City in Expansion Draft.
(**Gerry Ehman**-1974)
14 - **Glen Sather** to Montreal to complete May 27, 1974 trade in which St. Louis acquired **Rick Wilson** and Montreal's fifth choice (**Don Wheldon**) for St. Louis' fourth choice (**Barry Legge**) in 1974 Amateur Draft.

May, 1974

- 27 - Acquired **Eddie Johnston**, **Rick Wilson** from Montreal with Montreal's fifth choice (**Don Wheldon**) in 1974 Amateur Draft for St. Louis' fourth choice (**Barry Legge**) in same draft and a player to be named later - **Glen Sather** see June 14, 1974 in exchange for Gary Sabourin.

March, 1974

- 9 - Acquired **Dave Gardner** from Montreal in exchange for St. Louis' first choice (**Doug Risebrough**) in 1974 Amateur Draft.

February, 1974

- 14 - Acquired **Ace Bailey**, **Ted Harris** and **Bill Collins** from Detroit in exchange for **Chris Evans**, **Bryan Watson** and **Jean Hamel**.

January, 1974

- 17 - Acquired **Bryan Watson**, **Greg Polis** and a second choice (**Bob Hess**) in 1974 from Pittsburgh in exchange for **Ab Demarco**, **Steve Durbano** and **J. Bob Kelly**.

December, 1973

- 10 - Acquired **John Wright** from Vancouver in exchange for **Mike Lampman**.
Acquired **Frank Spring** from Philadelphia in exchange for **Ray Schultz**.

November, 1973

Acquired **Bob Stumpf** from Philadelphia in exchange for **George Pesut**.

October, 1973

- 4 - Acquired **Nick Harbaruk** from Pittsburgh in exchange for **Bob Johnson**.
5 - Acquired **Don Awrey** from Boston in exchange for **Jack Rathwell** and St. Louis' second choice (**Mark Howe**) in 1974 Amateur Draft and cash.
27 - Sold **Brent Hughes** to Detroit.
28 - Acquired **Glen Sather** & **Rene Villemure** from NY Rangers in exchange for **Jack Egers**.

September, 1973

- 8 - Acquired **J. Bob Kelly** from NY Rangers in exchange for **Norm Dennis** and **Don Borgeson**.
Traded **Roger Lafreniere** to San Diego (WHL) for cash.
11 - Signed **Ken Richardson** as a free agent.

June, 1973

- 12 - **Joe Noris** to Buffalo in Intra-League Draft.
(**Charles Catto**-1973)
14 - Acquired **Jack Rathwell** from Buffalo in exchange for **Paul Curtis**.
15 - Buffalo claimed **Jacques Caron** in Reverse Draft.

March, 1973

- 2 - Acquired **Ab Demarco** from NY Rangers in exchange for **Mike Murphy**.

January, 1973

- 8 - Acquired **Joe Noris** from Pittsburgh in exchange for **Jim Shires**.
22 - Acquired **Paul Curtis** from Los Angeles in exchange for **Frank St. Marseille**.
31 - Purchased **Connie Madigan** from Portland.

December, 1972

- 14 - Acquired **Brent Hughes** and **Pierre Plante** from Philadelphia in exchange for **Andre Dupont** and St. Louis' third choice (**Bob Stumpf**) in 1973 Amateur Draft.

November, 1972

- 25 - Atlanta claimed **Noel Picard** off waivers.

All-Time Transactions

October, 1972

- 12 - Signed **Jack Borotsik** as a free agent.

September, 1972

- 1 - Sold **Brian Lavender** to the NY Islanders.
- 15 - Purchased **Chris Bordeleau** from Chicago.

August, 1972

Acquired **Connie Fory** from NY Islanders in exchange for cash.
Signed **Warren (Butch) Williams** as a free agent. (Sid Abel-1972)

June, 1972

- 6 - **Terry Crisp** and **Larry Hornung** to NY Islanders in Expansion Draft.
Billy Plager to Atlanta in Expansion Draft.
- 7 - **Curt Bennett** and **Peter McDuffe** to NY Rangers to complete May 24, 1972 acquisition of **Steve Durbano**.

May, 1972

- 24 - Acquired **Steve Durbano** from NY Rangers for future considerations.

March, 1972

- 3 - Buffalo claimed **Kevin O'Shea** off waivers.
- 5 - Acquired **Chris Evans** from Buffalo in exchange for **George Morrison** and St. Louis' second choice (**Larry Carriere**) in 1972 Amateur Draft.

February, 1972

- 8 - Acquired **Danny O'Shea** from Chicago in exchange for **Chris Bordeleau**.

January, 1972

- 3 - Signed **Wayne Stephenson** as a free agent.

December, 1971

- 8 - Philadelphia claimed **Michel Parizeau** off waivers.
- 13 - Acquired **Phil Roberto** from Montreal in exchange for **Jim Roberts**.

November, 1971

- 9 - Sold **Bill Sutherland** to Detroit.
- 11 - Purchased **Bernard Blanchette** from Montreal.
- 15 - Acquired **Jack Egers**, **Andre Dupont** and **Mike Murphy** from NY Rangers in exchange for **Gene Carr**, **Jim Lorentz** and **Wayne Connelly**.
- 28 - Purchased **Gerry Odrowski** from Phoenix.

October, 1971

- 1 - Minnesota claimed **Craig Cameron** off waivers. Acquired **Bob Johnson** from Detroit in exchange for cash.

September, 1971

Acquired **Chuck Hamilton** from Hershey (AHL) in exchange for cash. (Lynn Patrick-1971)

June, 1971

- 7 - Acquired **Jim McLeod** from Portland Hockey Club in Inter-League Draft.
- 8 - Acquired **Michel Parizeau** from NY Rangers in Intra-League Draft. Minnesota claimed **Brian Lavender** in reverse draft.
- 14 - Purchased **Glen Patrick** from NY Rangers.

May, 1971

- 12 - **Mike Lowe**, **Ab McDonald** and **Bob Wall** to Detroit to complete February 18, 1971 acquisition of **Carl Brewer**.
Jim Shires from Detroit for **Richard Sentes**.
- 25 - Acquired **Peter McDuffe** from NY Rangers in exchange for St. Louis' first round choice (**Steve Vickers**) in 1971 Amateur Draft.

February, 1971

- 6 - Acquired **Garry Unger** and **Wayne Connelly** from Detroit in exchange for **Red Berenson** and **Tim Ecclestone**.
- 18 - Acquired **Carl Brewer** from Detroit in exchange for future considerations.

January, 1971

- 28 - Acquired **Fran Huck** from Montreal in exchange for St. Louis' second choice (**Michel Deguise**) in 1971 Amateur Draft.

December, 1970

- 3 - Purchased **John Arbour** from Vancouver.
- 11 - Purchased **Michel Plasse** from Montreal.

November, 1970

- 3 - Buffalo claimed **Steve Atkinson** off waivers.
- 4 - Acquired **Bob Baun** from Buffalo in exchange for **Larry Keenan** & **Jean-Guy Talbot**.
- 13 - Acquired **Brit Selby** from Toronto in exchange for **Bob Baun**.

October, 1970

- 1 - Signed **Floyd Thomson** as a free agent.
- 2 - Acquired **Craig Cameron** from Buffalo in exchange for **Ron Anderson**.
- 19 - Purchased **Bill Sutherland** from Philadelphia.

September, 1970

- 9 - Purchased **Gerald Lemire** from NY Rangers.

August, 1970

Acquired **Bob McCord** from Minnesota in exchange for cash.

June, 1970

- 9 - Acquired **Chris Evans** from Phoenix in Intra-League Draft.
Acquired **Steve Atkinson** from Hershey in Intra-League Draft.
Sent **Gerald Lemire** to NY Rangers in Intra-League Draft.

All-Time Transactions

- 10 - Sold **Andre Boudrias** to Vancouver.
Purchased **Murray Flegel** and **Lyle Carter** from Montreal. **Gary Edwards**, **Chris Evans** and **Phil Goyette** to Buffalo in Expansion Draft.
Wayne Maki to Vancouver in Expansion Draft.

May, 1970

- 11 - Acquired **Bob Wall** from Los Angeles in exchange for **Ray Fortin**.
18 - Sold **Jacques Plante** to Toronto.
22 - Purchased **Chris Bordeleau** from Montreal.
26 - Acquired **Jim Lorentz** from Boston in exchange for St. Louis' first choice (**Ron Plumb**) in 1970 Amateur Draft.

November, 1969

- 29 - Signed **Dickie Moore** as a free agent.

October, 1969

- 29 - Purchased **Norm Dennis** from Montreal.

June, 1969

- 13 - Acquired **Camille Henry**, **Bill Plager** and **Robbie Irons**.
Baltimore drafted **Bill Hay** from St. Louis in Reverse Draft
Buffalo drafted **Seth Martin** from St. Louis in Reverse Draft from NY Rangers in exchange for **Don Caley** and **Wayne Rivers**.
27 - Acquired **Seth Martin** from Buffalo (AHL) in exchange for cash.

June, 1968

- 11 - Acquired **Lou Angotti** and **Ian Campbell** from Philadelphia in exchange for **Darryl Edestrand** and **Gerry Melnyk**.
Acquired **Ab McDonald** from Pittsburgh in exchange for **Lou Angotti**.
Hershey claimed **Myron Stankiewicz** from Inter- League Draft.
Acquired **Terry Gray** from Los Angeles in exchange for **Myron Stankiewicz**.
Purchased **Ted Ouimet**, **Gerald Lemire** and **Kenneth Faranski** from Montreal. (**Scotty Bowman**-1968)
12 - Acquired **Jacques Plante** from NY Rangers in Intra-League Draft.
Myron Stankiewicz from Los Angeles in Intra-League Draft.
13 - Buffalo claimed **Seth Martin** by (AHL) in reserve/draft.

April, 1968

- 20 - Signed **Doug Harvey** as free agent.

March, 1968

- 25 - Sold **Pat Quinn** to Toronto.

January, 1968

- 13 - Claimed **Jean-Guy Talbot** off waivers from Detroit.

November, 1967

- 23 - Signed **Frank St. Marseille** as a free agent.
29 - Acquired **Red Berenson** and **Barclay Plager** from New York in exchange for **Ron Attwell** and **Ron Stewart**.

October, 1967

- 9 - Acquired **Craig Cameron**, **Larry Hornung** and **Don Giesebrecht** from Detroit in exchange for **John Brenneman**.

June, 1967

- 6 - Signed **Seth Martin** and **Roger Picard** as free agents.
Acquired **Tim Ecclestone**, **Gary Sabourin**, **Bob Plager** and **Gord Kannegiesser** from NY Rangers in exchange for **Rod Seiling**.

(All players chosen in Expansion Draft.)

- Glenn Hall**, **Bill Hay** and **Gerry Melnyk** from Chicago
Don Caley, **Don McKenney** and **Norm Beaudin** from Detroit
Jim Roberts and **Noel Picard** from Montreal
Al Arbour, **Darryl Edestrand**, **Larry Kennan**, **Fred Hucul**, **John Brenneman** and **Gary Veneruzzo** from Toronto
Rod Seiling and **Max Mestinek** from NY Rangers
Terry Crisp, **Wayne Rivers**, **Ron Schock** and **Ron Stewart** from Boston.
(**Lynn Patrick**-1967)
13 - Claimed **Don Caley**, **Norm Beaudin**, and **Don McKenney** from Pittsburgh Hornets.
14 - Purchased **Ron Attwell** with **Pat Quinn** from Montreal.
Acquired **Bill McCreary** from Montreal in exchange for **Claude Cardin** (amateur) and **Phil Obendorf**.
21 - Purchased **Claude Cardin** from Montreal.
30 - Signed **Ray Fortin** as a free agent.

The First Time in Blues History

FIRST HOME GAME: October 11, 1967,
Minnesota 2 at St. Louis 2

FIRST ROAD GAME: October 14, 1967, St. Louis 4 at
Pittsburgh 2

FIRST GOAL: October 11, 1967 - Larry Keenan at 3:22
of the first period

FIRST ASSISTS: October 11, 1967 vs. Minnesota -
Bob Plager and Fred Hucul at 3:22 of the first period

FIRST TWO-GOAL GAME: November 1, 1967 vs.
Boston - Ron Stewart

FIRST THREE-GOAL GAME: November 3, 1968 at Detroit -
Camille Henry

FIRST FOUR-GOAL GAME: February 5, 1981 vs. Toronto -
Perry Turnbull

FIRST SIX-GOAL GAME:
November 7, 1968 at Philadelphia - Red Berenson

FIRST TWO-ASSIST GAME: October 21, 1967 vs.
Los Angeles - Gerry Melnyk

FIRST THREE-ASSIST GAME:
January 31, 1968 vs. Pittsburgh - Jim Roberts

FIRST FOUR-ASSIST GAME: March 11, 1970 at Minnesota
- Frank St. Marseille

FIRST FIVE-ASSIST GAME: November 22, 1983 vs.
Toronto - Brian Sutter

FIRST SHUTOUT, FOR:
December 9, 1967 at Oakland - Glenn Hall

FIRST SHUTOUT, AGAINST: October 22, 1967 at Detroit -
Roger Crozier

FIRST PENALTY: October 11, 1967 - Bob Plager at 1:04
of the first period

FIRST MAJOR PENALTY: October 11, 1967 - Roger Picard
at 15:37 of the third period

FIRST MISCONDUCT: October 18, 1967 - Noel Picard at
19:54 of the third period

FIRST GAME MISCONDUCT: February 7, 1968 -
Bob Plager at 14:46 of the first period

FIRST DOUBLE MAJOR: October 13, 1967 - Bob Plager at
10:49 of the first period

FIRST BLUES PENALTY SHOT: April 27, 1968 vs
Minnesota - Jim Roberts unsuccessful against
Cesare Maniago

FIRST PENALTY SHOT AGAINST: January 31, 1968 vs.
Pittsburgh - George Konik scored against Glenn Hall

FIRST OVERTIME GAME, PLAYOFF: April 10, 1968 - Larry
Keenan at 4:10 OT, St. Louis 3 at Philadelphia 2

FIRST OVERTIME GAME, REGULAR SEASON:
November 8, 1984, St. Louis 5 at Los Angeles 5

FIRST SHOOTOUT GAME: October 20, 2005, St. Louis 2 at
Nashville 3

FIRST SELLOUT (ST. LOUIS ARENA): March 2, 1968,
Chicago 3 at St. Louis 3, 15,351 (14,500 capacity)

FIRST SELLOUT (SCOTTRADE CENTER): January 26, 1995,
Los Angeles 1 at St. Louis 3, 20,282 (19,260
capacity)

The Last Time in Blues History

BLUES SHUTOUT THEIR OPPONENT:

April 12, 2009 - St. Louis 1 at Colorado 0
(Chris Mason)

OPPONENT SHUTOUT BLUES:

March 19, 2009 - St. Louis 0 at Vancouver 3
(Roberto Luongo)

SCORELESS GAME AT HOME:

November 4, 2000 - St. Louis (Turek) vs. Toronto
(Joseph)

SCORELESS GAME ON THE ROAD:

December 14, 1998 - St. Louis 0 (Fuhr) at
Colorado 0 (Roy)

BLUES PLAYER RECORDED A HAT TRICK:

April 2, 2009 at Detroit, 5-4 W – David Backes

BLUES PLAYER RECORDED FOUR GOALS IN ONE GAME:

April 2, 2009 at Detroit, 5-4 W – David Backes

PLAYER SCORED ALL BLUES GOALS IN ONE GAME (THREE OR MORE):

March 22, 1998 at Calgary - Geoff Courtnall

OPPONENTS RECORDED A HAT TRICK

March 7, 2009 at Florida, 3-5 L – David Booth

BLUES SCORED AN EMPTY NET GOAL:

March 15, 2009 vs. Minnesota – Brad Boyes

OPPONENTS SCORED AN EMPTY NET GOAL:

March 14, 2009 at Detroit – Henrik Zetterberg

BLUES GOALTENDER ASSISTED ON A GOAL:

January 31, 2009 vs. Philadelphia – Chris Mason

BLUES SCORED SIX GOALS IN ONE PERIOD:

February 23, 1991 vs. Boston, third period

BLUES HAD A PENALTY SHOT:

December 9, 2007 at Colorado – Jay McClement
successful against Jose Theodore

OPPONENTS HAD A PENALTY SHOT:

March 14, 2008 at San Jose - Patrick Marleau
successful against Hannu Toivonen

BLUES SCORED A GOAL IN THE LAST SECOND OF A PERIOD:

January 19, 2009 – David Backes scored at 19:59 of
the third period St. Louis 5 at Boston 4 SOW

OPPONENTS SCORED A GOAL IN THE LAST SECOND OF A PERIOD:

October 20, 2006 – Sami Salo at 4:59 of
overtime period, St. Louis 2 vs. Vancouver 3

BLUES CAME BACK FROM A FIVE GOAL DEFICIT TO WIN OR TIE:

November 29, 2000 - Trailing 5-0 in the third period,
St. Louis 6 @ Toronto 5 OT

NO PENALTIES AGAINST BLUES:

April 1, 2004 – Detroit 3 vs. St. Louis 2

NO PENALTIES AGAINST OPPONENTS:

February 24, 2009 – St. Louis 2 at Phoenix 1

NO PENALTIES AGAINST EITHER TEAM:

February 11, 1978 - St. Louis 3 at Montreal 7

BLUES HELD SHOTLESS IN A PERIOD:

February 16, 2008 - third period, St. Louis 1 at
Nashville 2 OT

BLUES HELD OPPONENTS SHOTLESS IN PERIOD:

February 26, 1998 - third period St. Louis 1
at San Jose 3

BLUES SWEEP A SEASON SERIES (two games or more):

2008-09 – Phoenix (4-0-0)

OPPONENTS SWEEP A SEASON SERIES

(two games or more):

2008-09 – Edmonton (0-2-2) and Carolina (0-2-0)

Blues History

Team Name and Emblem



In 1967 the city of St. Louis was awarded an NHL franchise. The selection of the team's name was an easy one for owner Sid Salomon Jr. "The name of the team has to be the Blues" exclaimed Salomon, after being awarded the new franchise. "It's part of the city where W.C. Handy composed his famed song while thinking of his girl one morning."

The River City of St. Louis has a tradition for blues singers, and the team name represents its rich history. Salomon said, "No matter where you go in town there's singing, that's the spirit of St. Louis."

The emblem the team proudly displays on their sweater is the Blue Note. The BlueNote was taken from the music scale and represents the team's name. Although the Blue Note has been enhanced and modernized, it remains a St. Louis tradition.

The 1997-98 season saw the Blues introduce an "alternative sweater" that January that celebrates a traditional look with a nod to the future. A streamlined Blue Note reminiscent of Blue Notes worn on earlier jerseys is the foundation of the new look. A new "word mark" which introduced navy blue to the team's name and logo was phased in during the season along with the new, restored Blue Note.

The 1998-99 season saw the team unveil a new road uniform with the same clean, colorful design as the Blues' home sweater. This road uniform completed the transition to a totally new look on the road and at home.

The National Hockey League and Reebok have teamed to create the Rbk EDGE Uniform System™ to meet the performance demands of today's NHL player. The result of more than two years of research and testing, the system features technologically advanced materials and fabrics that are more breathable, more water-resistant, more comfortable and more compatible with equipment.

The Rbk EDGE Uniform System is currently worn by all 30 NHL teams in their respective colors and designs. The uniforms were introduced in the 2007-08 season which marked the first time in the history of North American professional sports that a uniform innovation has been implemented League-wide.

The Blues' third jersey was worn for the first time on Nov. 21, 2008 vs. the Anaheim Ducks.

In contrast to previous Blues uniforms which were (and are) primarily accented in royal blue and gold, the third jersey and matching socks lean toward navy blue and white. Features of the third jersey include a base color of navy blue trimmed in white and gold, a new logo on the crest of the jersey featuring the time-honored Blue Note against the Gateway Arch captured within a gold circle highlighted by the words St. Louis Blues, the Blue Note, in navy, trimmed in gold and white on each of the shoulders, uniform numbers on the back and sleeves in white - a first for the Blues - trimmed in gold and navy, a classic, old-school draw string - another first for the team - at the base of the white-trimmed collar and navy socks trimmed in white and gold complement the on-ice look, resulting in a navy blue combination from head to toe - helmets, jersey, gloves, pants and socks.



Scottrade Center

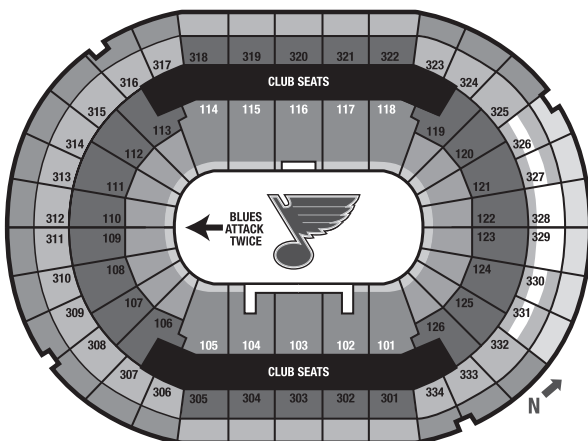


Scottrade Center opened in 1994 and rests on the former site of Kiel Auditorium, located at the intersection of 14th Street and Clark Avenue in the heart of downtown St. Louis. Scottrade Center is a contemporary glass and concrete structure with four seating levels, two restaurants (Bud Light Zone and Blue Note Lounge), 91 private suites, seven party rooms, dozens of concession stands and food courts and three retail shops. The 665,000-square-foot arena seats approximately 20,000 for St. Louis Blues games, while basketball games and floor seating events accommodate nearly 22,000.

Scottrade Center serves as the home to the St. Louis Blues Hockey Club, while also featuring a full range of arena programming including concerts, ice shows, family shows and other sporting events. The 28th annual Busch Braggin' Rights Illinois vs. Missouri Basketball Game was once again the hottest ticket in town over the holiday season, with 19,586 fans witnessing the two rival schools battle it out for the bragging rights title. Scottrade Center proudly hosted two major sporting events last season, the 2009 NCAA Division I Men's Wrestling Championships in March and the 2009 NCAA Women's Final Four Basketball Championships in April. Scottrade Center will also be the home for college hockey's Ice Breaker Tournament in 2010 and 2011.

Highlights of the past 14 years include the 2007 NCAA Division I Men's Ice Hockey Frozen Four National Championship, the 2006 U.S. Figure Skating Championships, the 2000, 2004, 2005 and 2008 NCAA Division I Men's Wrestling Championships, 1999 Papal Visit Youth Rally, the 1998 NCAA Midwest Regional Men's Basketball Championship, the 2000 John Hancock U.S. National Gymnastics Championships, the 2001 NCAA Women's Final Four Basketball Championships and the WBC/WBA/IBF Welterweight Championship between Zab Judah and Cory Spinks in 2005; superstar concerts including Paul McCartney, U2, Billy Joel, Frank Sinatra, Garth Brooks, the Police, Pavarotti, Neil Diamond, Fleetwood Mac, Eric Clapton, Kiss, Tina Turner, Cher, the Rolling Stones, Bruce Springsteen, Elton John, the Eagles, AC/DC, Tim McGraw and Faith Hill; sold out World Wrestling Entertainment live television events; and record setting grosses for Harlem Globetrotters, Sesame Street Live, Ringling Bros. and Barnum & Bailey Circus and Disney on Ice.

Scottrade Center is privately operated by SCP Worldwide, owner of the St. Louis Blues, under the leadership of its chairman, Dave Checketts. Naming rights for the arena were sold in September 2006 to Scottrade, Inc., a St. Louis-based leading branch-supported online brokerage.





PLAYOFF HISTORY



VANCOUVER CANUCKS VS. ST. LOUIS BLUES

2008-2009 PLAYOFFS

at ST LOUIS BLUES

Date	Score	W Goal
21 Apr '09 *	VAN 3 @ STL 2	Alex Burrows
19 Apr '09	VAN 3 @ STL 2	Steve Bernier

at VANCOUVER CANUCKS

Date	Score	W Goal
17 Apr '09	STL 0 @ VAN 3	Mats Sundin
15 Apr '09	STL 1 @ VAN 2	Sami Salo

Individual Scoring

BLUES										
Player	GP	G	A	P	+/-	PIM	PP	SH		
Andy McDonald	4	1	3	4	1	0	0	0		
Brad Boyes	4	2	1	3	-1	0	1	0		
David Backes	4	1	2	3	1	10	0	0		
David Perron	4	1	1	2	3	4	0	0		
Barret Jackman	4	0	1	1	-2	5	0	0		
Alexander Steen	4	0	1	1	-3	0	0	0		
Patrik Berglund	4	0	0	0	0	2	0	0		
Carlo Colaiacovo	4	0	0	0	0	2	0	0		
Brandon Crombeen	4	0	0	0	-2	12	0	0		
Jay McClement	4	0	0	0	-4	4	0	0		
Jay McKee	4	0	0	0	0	4	0	0		
T.J. Oshie	4	0	0	0	0	2	0	0		
Roman Polak	4	0	0	0	-3	0	0	0		
Keith Tkachuk	4	0	0	0	-1	2	0	0		
Mike Weaver	4	0	0	0	1	0	0	0		
Brad Winchester	4	0	0	0	-4	10	0	0		
Jeff Woywitka	4	0	0	0	-1	0	0	0		
Dan Hinote	3	0	0	0	-1	4	0	0		
Cam Janssen	1	0	0	0	0	0	0	0		

Power Play: 1-24 4.2% / Penalty Killing: 14-18 77.8%

CANUCKS										
Player	GP	G	A	P	+/-	PIM	PP	SH		
Daniel Sedin	4	2	3	5	4	4	1	0		
Henrik Sedin	4	1	3	4	4	2	0	0		
Sami Salo	3	1	3	4	0	2	1	0		
Alex Burrows	4	3	0	3	3	6	0	0		
Kyle Wellwood	4	1	1	2	0	0	0	0		
Pavol Demitra	4	0	2	2	1	0	0	0		
Alexander Edler	4	0	2	2	-1	2	0	0		
Willie Mitchell	4	0	2	2	1	12	0	0		
Steve Bernier	4	1	0	1	1	7	1	0		
Mattias Ohlund	4	1	0	1	2	6	1	0		
Mats Sundin	2	1	0	1	1	0	0	0		
Kevin Bieksa	4	0	1	1	2	4	0	0		
Ryan Kesler	4	0	1	1	0	6	0	0		
Shane O'Brien	4	0	1	1	1	6	0	0		
Darcy Hordichuk	4	0	0	0	0	10	0	0		
Ryan Johnson	4	0	0	0	-1	2	0	0		
Mason Raymond	4	0	0	0	-1	0	0	0		
Rick Rypien	4	0	0	0	-2	12	0	0		
Jannik Hansen	2	0	0	0	0	0	0	0		
Ossi Vaananen	1	0	0	0	1	0	0	0		

Power Play: 4-18 22.2% / Penalty Killing: 23-24 95.8%

Goaltending

BLUES							
Goalie	GP	Min	WLOT	GA	SA	SV	SV%
Chris Mason	4	256	0-4-0	10	119	109	.916

CANUCKS							
Goalie	GP	Min	WLOT	GA	SA	SV	SV%
Roberto Luongo	4	260	4-0-0	5	131	126	.962

Goals by Period

BLUES					
	1st	2nd	3rd	OT	Total
Goals	1	4	0	0	5

CANUCKS					
	1st	2nd	3rd	OT	Total
Goals	2	5	3	1	11

Shots by Period

BLUES					
	1st	2nd	3rd	OT	Total
Shots	37	39	37	18	131

CANUCKS					
	1st	2nd	3rd	OT	Total
Shots	26	42	43	9	120

* - Overtime ** - Shootout



Playoff History

VANCOUVER CANUCKS VS. ST. LOUIS BLUES 2008-2009 PLAYOFFS

2008-2009 Playoffs

#	Pos	Player	GP	G	A	P	+/-	PIM	PP	SH	GW	S	S%
10	C	Andy McDonald	4	1	3	4	1	0	0	0	0	19	5.3
42	R	David Backes	4	1	2	3	1	10	0	0	0	11	9.1
22	C	Brad Boyes	4	2	1	3	-1	0	1	0	0	13	15.4
57	L	David Perron	4	1	1	2	3	4	0	0	0	12	8.3
5	D	Barret Jackman	4	0	1	1	-2	5	0	0	0	4	0.0
20	C	Alexander Steen	4	0	1	1	-3	0	0	0	0	19	0.0
21	C	Patrik Berglund	4	0	0	0	0	2	0	0	0	3	0.0
28	D	Carlo Colaiacovo	4	0	0	0	0	2	0	0	0	11	0.0
26	R	B.J. Crombeen	4	0	0	0	-2	12	0	0	0	3	0.0
13	R	Dan Hinote	3	0	0	0	-1	4	0	0	0	1	0.0
55	R	Cam Janssen	1	0	0	0	0	0	0	0	0	0	0.0
18	C	Jay McClement	4	0	0	0	-4	4	0	0	0	8	0.0
77	D	Jay McKee	4	0	0	0	0	4	0	0	0	1	0.0
74	C	T.J. Oshie	4	0	0	0	0	2	0	0	0	6	0.0
46	D	Roman Polak	4	0	0	0	-3	0	0	0	0	4	0.0
7	L	Keith Tkachuk	4	0	0	0	-1	2	0	0	0	7	0.0
43	D	Mike Weaver	4	0	0	0	1	0	0	0	0	2	0.0
15	L	Brad Winchester	4	0	0	0	-4	10	0	0	0	4	0.0
29	D	Jeff Woywitka	4	0	0	0	-1	0	0	0	0	3	0.0

#	Goaltender	GPI	Min	GAA	W	L	OT	SO	SA	GA	Sv%	G	A	PIM
50	Chris Mason	4	256	2.34	0	4	0	0	119	10	.916	0	0	0

2009 PLAYOFF GAME-BY-GAME RESULTS

CONFERENCE QUARTERFINAL vs. Vancouver

#	DATE	TEAM	SCORE	REC	PP	PK	SCORERS	SF-SA	GOALTENDER	ATT.
1	4/15	@ VAN	1-2 L	0-1	1-7	5-6	22pp	26-31	Mason	18,630
2	4/17	@ VAN	0-3 L	0-2	0-4	4-4		30-27	Mason	18,630
3	4/19	VAN	2-3 L	0-3	0-6	2-5	42, 10	26-26	Mason	19,500**
4	4/21	VAN	2-3 OTL	0-4	0-7	3-3	22, 57	49-36	Mason	19,250*
TOTALS			5-11	0-4	1-24	14-18		131-120		

2009 Total Home Playoff Attendance: 38,750 (2 Games)

2009 Average Home Playoff Attendance: 19,375

2009 Home Playoff Sellouts (19,150 capacity): 2

* Denotes home sellout.

** Denotes sellout and largest home crowd of the playoffs

All-Time Playoff Series Results

TEAM	YEAR	SERIES	WINNER	W	L	GF	GA
Boston	1970	Finals	Boston	0	4	7	20
	1972	Semifinals	Boston	0	4	8	28
			Totals	0	8	15	48
Buffalo	1976	Preliminary	Buffalo	1	2	8	7
			Totals	1	2	8	7
Calgary	1986	Semifinals	Calgary	3	4	22	28
			Totals	3	4	22	28
Chicago	1973	Quarters	Chicago	1	4	9	22
	1980	Preliminary	Chicago	0	3	4	12
	1982	Division Finals	Chicago	2	4	19	23
	1983	Division Semifinals	Chicago	1	3	10	16
	1988	Division Semifinals	St. Louis	4	1	22	17
	1989	Division Finals	Chicago	1	4	12	19
	1990	Division Finals	Chicago	3	4	22	28
	1992	Division Semifinals	Chicago	2	4	19	23
	1993	Division Semifinals	St. Louis	4	0	13	6
	2002	Quarterfinals	St. Louis	4	1	13	5
			Totals	22	28	143	171
Colorado	2001	Conference Finals	Colorado	1	4	11	17
			Totals	1	4	11	17
Dallas/ Minnesota	1968	Semifinals	St. Louis	4	3	18	22
	1970	Quarterfinals	St. Louis	4	2	20	16
	1971	Quarterfinals	Minnesota	2	4	15	16
	1972	Quarterfinals	St. Louis	4	3	19	19
	1984	Division Final	Minnesota	3	4	17	19
	1985	Division Semifinal	Minnesota	0	3	5	9
	1986	Division Semifinal	St. Louis	3	2	18	20
	1989	Division Semifinal	St. Louis	4	1	23	15
	1991	Division Finals	Minnesota	2	4	17	22
	1994	Conf. Quarterfinals	Dallas	0	4	10	16
	1999	Conf. Semifinals	Dallas	2	4	12	17
	2001	Conf Semifinals	St. Louis	4	0	13	6
			Totals	32	34	187	197

TEAM	YEAR	SERIES	WINNER	W	L	GF	GA
Detroit	1984	Division Semifinals	St. Louis	3	1	13	12
	1988	Division Finals	Detroit	1	4	14	21
	1991	Division Semifinals	St. Louis	4	3	24	20
	1996	Conf. Semifinals	Detroit	3	4	16	22
	1997	Conf. Quarterfinals	Detroit	2	4	12	13
	1998	Conf. Semifinals	Detroit	2	4	13	23
	2002	Conf. Semifinals	Detroit	1	4	11	14
			Totals	16	24	103	125
Los Angeles	1969	Semifinals	St. Louis	4	0	16	5
	1998	Conf. Quarterfinals	St. Louis	4	0	16	8
			Totals	8	0	32	13
Montreal	1968	Finals	Montreal	0	4	7	11
	1969	Finals	Montreal	0	4	3	12
	1977	Quarterfinals	Montreal	0	4	4	19
			Totals	0	12	14	42
NY Rangers	1981	Quarterfinals	New York	4	2	22	29
			Totals	4	2	22	29
Philadelphia	1968	Quarterfinals	St. Louis	4	3	17	17
	1969	Quarterfinals	St. Louis	4	0	17	3
			Totals	8	3	34	20
Phoenix/ Winnipeg	1982	Division Semifinals	St. Louis	3	1	20	13
	1999	Conf. Quarterfinals	St. Louis	4	3	19	16
			Totals	7	4	39	29
Pittsburgh	1970	Semifinals	St. Louis	4	2	19	10
	1975	Preliminary	Pittsburgh	0	2	6	9
	1981	Preliminary	St. Louis	3	2	21	20
			Totals	7	6	46	39
San Jose	2000	Conf. Quarterfinals	San Jose	3	4	22	20
	2001	Conf. Quarterfinals	St. Louis	4	2	16	11
	2004	Conf. Quarterfinals	St. Louis	1	4	9	12
			Totals	8	10	47	43
Toronto	1986	Division Finals	St. Louis	4	3	24	22
	1987	Division Semifinals	Toronto	2	4	12	15
	1990	Division Semifinals	St. Louis	4	1	20	16
	1993	Division Semifinals	Toronto	3	4	11	22
	1996	Conf. Semifinals	St. Louis	4	2	15	21
			Totals	17	14	82	96
Vancouver	1995	Conf. Quarterfinals	Vancouver	3	4	27	27
	2003	Conf. Quarterfinals	Vancouver	3	4	21	17
	2009	Conf. Quarterfinals	Vancouver	0	4	5	11
			Totals	6	12	53	55

Playoff History

Playoff Game-By-Game Results

2009				
CONFERENCE QUARTERFINALS (Best of seven)				
		W-L	SERIES	ATTEND.
April 15	St. Louis 1 at Vancouver 2	L	0-1	18,630
April 17	St. Louis 0 at Vancouver 3	L	0-2	18,630
April 19	Vancouver 3 at St. Louis 2	L	0-3	19,500
April 21	Vancouver 3 at St. Louis 2	L (OT)	0-4	19,250

2005 - 2008 DID NOT QUALIFY				
2004				

CONFERENCE QUARTERFINALS (Best of seven)				
April 8	St. Louis 0 at San Jose 1	L (OT)	0-1	17,496
April 10	St. Louis 1 at San Jose 3	L	0-2	17,496
April 12	San Jose 1 at St. Louis 4	W	1-2	19,023*
April 13	San Jose 4 at St. Louis 3	L	1-3	19,452*
April 15	St. Louis 1 at San Jose 3	L	1-4	17,496

2003				
CONFERENCE QUARTERFINALS (Best of seven)				
April 10	St. Louis 6 at Vancouver 0	W	1-0	18,514
April 12	St. Louis 1 at Vancouver 2	L	1-1	18,514
April 14	Vancouver 1 at St. Louis 3	W	2-1	19,699*
April 16	Vancouver 1 at St. Louis 4	W	3-1	19,636*
April 18	St. Louis 3 at Vancouver 5	L	3-2	18,514
April 20	Vancouver 4 at St. Louis 3	L	3-3	19,522*
April 22	St. Louis 1 at Vancouver 4	L	3-4	18,514

2002				
CONFERENCE QUARTERFINALS (Best of seven)				
April 18	Chicago 2 at St. Louis 1	L	0-1	18,807
April 20	Chicago 0 at St. Louis 2	W	1-1	19,143*
April 21	St. Louis 4 at Chicago 0	W	2-1	20,532
April 23	St. Louis 1 at Chicago 0	W	3-1	18,019
April 25	Chicago 3 at St. Louis 5	W	4-1	19,999*

CONFERENCE SEMIFINALS (Best of seven)				
May 2	St. Louis 0 at Detroit 2	L	0-1	20,058
May 4	St. Louis 2 at Detroit 3	L	0-2	20,058
May 7	Detroit 1 at St. Louis 6	W	1-2	19,107*
May 9	Detroit 4 at St. Louis 3	L	1-3	19,999*
May 11	St. Louis 0 at Detroit 4	L	1-4	20,058

2001				
CONFERENCE QUARTERFINALS (Best of seven)				
April 12	San Jose 1 at St. Louis 3	W	1-0	19,407
April 14	San Jose 1 at St. Louis 0	L	1-1	19,534
April 16	St. Louis 6 at San Jose 3	W	2-1	
April 17	St. Louis 2 at San Jose 3	L	2-2	
April 19	San Jose 2 at St. Louis 3	OT W	3-2	19,853
April 21	St. Louis 2 at San Jose 1	W	4-2	

CONFERENCE SEMIFINALS (Best of seven)				
April 27	St. Louis 4 at Dallas 2	W	1-0	
April 29	St. Louis 2 at Dallas 1	W	2-0	
May 1	Dallas 2 at St. Louis 3 (2-OT)	W	3-0	19,967
May 3	Dallas 1 at St. Louis 4	W	4-0	19,994

CONFERENCE FINALS (Best of seven)				
May 12	St. Louis 1 at Colorado 4	L	0-1	
May 14	St. Louis 2 at Colorado 4	L	0-2	
May 16	Colorado 3 at St. Louis 4 (2-OT)	W	1-2	19,897
May 18	Colorado 4 at St. Louis 3	OT L	1-3	20,072
May 21	St. Louis 1 at Colorado 2	OT L	1-4	

2000				
CONFERENCE QUARTERFINALS (Best of seven)				
April 12	San Jose 3 at St. Louis 5	W	1-0	20,199
April 15	San Jose 4 at St. Louis 2	L	1-1	20,337
April 17	St. Louis 1 at San Jose 2	L	1-2	
April 19	St. Louis 2 at San Jose 3	L	1-3	
April 21	San Jose 3 at St. Louis 5	W	2-3	20,361
April 23	St. Louis 6 at San Jose 2	W	3-3	
April 25	San Jose 3 at St. Louis 1	L	3-4	20,418

1999				
CONFERENCE QUARTERFINALS (Best of seven)				
April 22	St. Louis 3 at Phoenix 1	W	1-0	
April 24	St. Louis 3 at Phoenix 4	OT L	1-1	
April 25	Phoenix 5 at St. Louis 4	L	1-2	17,539
April 27	Phoenix 2 at St. Louis 1	L	1-3	19,529
April 30	St. Louis 2 at Phoenix 1	OT W	2-3	
May 2	Phoenix 3 at St. Louis 5	W	3-3	16,629
May 4	St. Louis 1 at Phoenix 0	OT W	4-3	

CONFERENCE SEMIFINALS (Best of seven)				
May 6	St. Louis 0 at Dallas 3	L	0-1	
May 8	St. Louis 4 at Dallas 5	OT L	0-2	
May 10	Dallas 2 at St. Louis 3	OT W	1-2	19,826
May 12	Dallas 2 at St. Louis 3	OT W	2-2	20,341
May 15	St. Louis 1 at Dallas 3	L	2-3	
May 17	Dallas 2 at St. Louis 1	OT L	2-4	20,355

1998				
CONFERENCE QUARTERFINALS (Best of seven)				
April 23	Los Angeles 3 at St. Louis 8	W	1-0	20,120
April 25	Los Angeles 1 at St. Louis 2	W	2-0	20,050
April 27	St. Louis 4 at Los Angeles 3	W	3-0	
April 30	St. Louis 2 at Los Angeles 1	W	4-0	

CONFERENCE SEMIFINALS (Best of seven)				
May 8	St. Louis 4 at Detroit 2	W	1-0	
May 10	St. Louis 1 at Detroit 6	L	1-1	
May 12	Detroit 3 at St. Louis 2 (2-OT)	L	1-2	20,621
May 14	Detroit 5 at St. Louis 2	L	1-3	20,681
May 17	St. Louis 3 at Detroit 1	W	2-3	
May 19	Detroit 6 at St. Louis 1	L	2-4	20,591

1997				
CONFERENCE QUARTERFINALS (Best of seven)				
April 16	St. Louis 2 at Detroit 0	W	1-0	
April 18	St. Louis 1 at Detroit 2	L	1-1	
April 20	Detroit 3 at St. Louis 2	L	1-2	19,273
April 22	Detroit 0 at St. Louis 4	W	2-2	19,787
April 25	St. Louis 2 at Detroit 5	L	2-3	
April 27	Detroit 3 at St. Louis 1	L	2-4	19,257

1996				
CONFERENCE QUARTERFINALS (Best of seven)				
April 16	St. Louis 3 at Toronto 1	W	1-0	
April 18	St. Louis 4 at Toronto 5	OT L	1-1	
April 21	Toronto 2 at St. Louis 3	OT W	2-1	20,516
April 23	Toronto 1 at St. Louis 5	W	3-1	20,105

* Denotes Sellout

Playoff Game-By-Game Results

1996

April 25	St. Louis 4 at Toronto 5	OT	L	3-2	
April 27	Toronto 1 at St. Louis 2		W	4-2	20,777

CONFERENCE SEMIFINALS (Best of seven)

May 3	St. Louis 2 at Detroit 3		L	0-1	
May 5	St. Louis 3 at Detroit 8		L	0-2	
May 8	Detroit 4 at St. Louis 5	OT	W	1-2	20,796
May 10	Detroit 0 at St. Louis 1		W	2-2	20,796
May 12	St. Louis 3 at Detroit 2		W	3-2	
May 14	Detroit 4 at St. Louis 2		L	3-3	20,796
May 16	St. Louis 0 at Detroit 1 (2-OT)		L	3-4	

1995

CONFERENCE QUARTERFINALS (Best of seven)

May 7	Vancouver 1 at St. Louis 2		W	1-0	18,788
May 9	Vancouver 5 at St. Louis 3		L	1-1	18,876
May 11	St. Louis 1 at Vancouver 6		L	1-2	
May 13	St. Louis 5 at Vancouver 2		W	2-2	
May 15	Vancouver 6 at St. Louis 5	OTL	L	2-3	18,907
May 17	St. Louis 8 at Vancouver 2		W	3-3	
May 19	Vancouver 5 at St. Louis 3		L	3-4	20,273

1994

CONFERENCE QUARTERFINALS (Best of seven)

April 17	St. Louis 3 at Dallas 5		L	0-1	
April 20	St. Louis 2 at Dallas 4		L	0-2	
April 22	Dallas 5 at St. Louis 4	OT	L	0-3	17,029
April 24	Dallas 2 at St. Louis 1		L	0-4	16,259

1993

DIVISION SEMIFINALS (Best of seven)

April 18	St. Louis 4 at Chicago 3		W	1-0	
April 21	St. Louis 2 at Chicago 0		W	2-0	
April 23	Chicago 0 at St. Louis 3		W	3-0	17,985
April 25	Chicago 3 at St. Louis 4	OT	W	4-0	18,012

DIVISION SEMIFINALS (Best of seven)

May 3	St. Louis 1 at Toronto 2 (2-OT)		L	0-1	
May 5	St. Louis 2 at Toronto 1 (2-OT)		W	1-1	
May 7	Toronto 3 at St. Louis 4		W	2-1	18,140
May 9	Toronto 4 at St. Louis 1		L	2-2	17,948
May 11	St. Louis 1 at Toronto 5		L	2-3	
May 13	Toronto 1 at St. Louis 2		W	3-3	17,474
May 15	St. Louis 0 at Toronto 6		L	3-4	

1992

DIVISION SEMIFINALS (Best of seven)

April 18	St. Louis 1 at Chicago 3		L	0-1	
April 20	St. Louis 5 at Chicago 3		W	1-1	
April 22	Chicago 4 at St. Louis 5 (2-OT)		W	2-1	16,584
April 24	Chicago 5 at St. Louis 3		L	2-2	18,089
April 26	St. Louis 4 at Chicago 6		L	2-3	
April 28	Chicago 2 at St. Louis 1		L	2-4	17,131

DIVISION SEMIFINALS (Best of seven)

April 4	Detroit 6 at St. Louis 3		L	0-1	17,105
April 6	Detroit 2 at St. Louis 4		W	1-1	17,579

1991

April 8	St. Louis 2 at Detroit 5		L	1-2	
April 10	St. Louis 3 at Detroit 4		L	1-3	
April 12	Detroit 1 at St. Louis 6		W	2-3	17,832
April 14	St. Louis 3 at Detroit 0		W	3-3	
April 16	Detroit 2 at St. Louis 3		W	4-3	18,635

DIVISION FINALS (Best of seven)

April 18	Minnesota 2 at St. Louis 1		L	0-1	16,911
April 20	Minnesota 2 at St. Louis 5		W	1-1	18,051
April 22	St. Louis 1 at Minnesota 5		L	1-2	
April 24	St. Louis 4 at Minnesota 8		L	1-3	
April 26	Minnesota 2 at St. Louis 4		W	2-3	18,520
April 28	St. Louis 2 at Minnesota 3		L	2-4	

1990

DIVISION SEMIFINALS (Best of seven)

April 4	Toronto 2 at St. Louis 4		W	1-0	12,249
April 6	Toronto 2 at St. Louis 4		W	2-0	16,845
April 8	St. Louis 6 at Toronto 5	OT	W	3-0	
April 10	St. Louis 2 at Toronto 4		L	3-1	
April 12	Toronto 3 at St. Louis 4		W	4-1	16,984

DIVISION FINALS (Best of seven)

April 18	St. Louis 4 at Chicago 3		W	1-0	
April 20	St. Louis 3 at Chicago 5		L	1-1	
April 22	Chicago 4 at St. Louis 5		W	2-1	17,806
April 24	Chicago 3 at St. Louis 2		L	2-2	18,195
April 26	St. Louis 2 at Chicago 3		L	2-3	
April 28	Chicago 2 at St. Louis 4		W	3-3	18,051
April 30	St. Louis 2 at Chicago 8		L	3-4	

1989

DIVISION SEMIFINALS (Best of seven)

April 5	Minnesota 3 at St. Louis 4	OT	W	1-0	11,130
April 6	Minnesota 3 at St. Louis 4	OT	W	2-0	11,644
April 8	St. Louis 5 at Minnesota 3		W	3-0	
April 9	St. Louis 4 at Minnesota 5		L	3-1	
April 11	Minnesota 1 at St. Louis 6		W	4-1	14,854

DIVISION FINALS (Best of seven)

April 18	Chicago 3 at St. Louis 1		L	0-1	15,280
April 20	Chicago 4 at St. Louis 5 (2-OT)		W	1-1	15,329
April 22	St. Louis 2 at Chicago 5		L	1-2	
April 24	St. Louis 2 at Chicago 3		L	1-3	
April 26	Chicago 4 at St. Louis 2		L	1-4	14,492

1988

DIVISION SEMIFINALS (Best of seven)

April 6	Chicago 1 at St. Louis 5		W	1-0	12,279
April 7	Chicago 2 at St. Louis 3		W	2-0	13,185

DIVISION FINALS (Best of seven)

April 9	St. Louis 3 at Chicago 6		L	2-1	
April 10	St. Louis 6 at Chicago 5		W	3-1	
April 12	Chicago 3 at St. Louis 5		W	4-1	14,887
April 12	Chicago 3 at St. Louis 5		W	4-1	14,887
April 19	St. Louis 4 at Detroit 5		L	0-1	
April 21	St. Louis 0 at Detroit 6		L	0-2	

Playoff History

Playoff Game-By-Game Results

1987				
DIVISION SEMIFINALS (Best of seven)				
		W-L	SERIES	ATTEND
April 8	Toronto 1 at St. Louis 3	W	1-0	12,821
April 9	Toronto 3 at St. Louis 2 OT	L	1-1	12,948
April 11	St. Louis 5 at Toronto 3	W	2-1	
April 12	St. Louis 1 at Toronto 2	L	2-2	
April 14	Toronto 2 at St. Louis 1	L	2-3	14,731
April 16	St. Louis 0 at Toronto 4	L	2-4	

1986				
DIVISION SEMIFINALS (Best of five)				
April 9	St. Louis 2 at Minnesota 1	W	1-0	
April 10	St. Louis 2 at Minnesota 6	L	1-1	
April 12	Minnesota 3 at St. Louis 4	W	2-1	13,652
April 13	Minnesota 7 at St. Louis 4	L	2-2	13,509
April 15	St. Louis 6 at Minnesota 3	W	3-2	

DIVISION FINALS (Best of seven)				
April 18	Toronto 1 at St. Louis 6	W	1-0	16,893
April 20	Toronto 3 at St. Louis 0	L	1-1	17,101
April 22	St. Louis 2 at Toronto 5	L	1-2	
April 24	St. Louis 7 at Toronto 4	W	2-2	
April 26	Toronto 3 at St. Louis 4 OT	W	3-2	16,003
April 28	St. Louis 3 at Toronto 5	L	3-3	
April 30	Toronto 1 at St. Louis 2	W	4-3	18,034

CONFERENCE FINALS (Best of seven)				
May 2	St. Louis 3 at Calgary 2	W	1-0	
May 4	St. Louis 2 at Calgary 8	L	1-1	
May 6	Calgary 5 at St. Louis 3	L	1-2	16,510
May 8	Calgary 2 at St. Louis 5	W	2-2	17,672
May 10	St. Louis 2 at Calgary 4	L	2-3	
May 12	Calgary 5 at St. Louis 6 OT	W	3-3	17,801
May 14	St. Louis 1 at Calgary 2	L	3-4	

1985				
DIVISION SEMIFINALS (Best of five)				
April 10	Minnesota 3 at St. Louis 2	L	0-1	10,833
April 11	Minnesota 4 at St. Louis 3	L	0-2	11,725
April 13	St. Louis 0 at Minnesota 2	L	0-3	

1984				
DIVISION SEMIFINALS (Best of five)				
April 4	Detroit 2 at St. Louis 3	W	1-0	12,646
April 5	Detroit 5 at St. Louis 3	L	1-1	13,426
April 7	St. Louis 4 at Detroit 3 (2-OT)	W	2-1	
April 8	St. Louis 3 at Detroit 2 OT	W	3-1	

DIVISION SEMIFINALS (Best of seven)				
April 12	St. Louis 1 at Minnesota 2	L	0-1	
April 13	St. Louis 4 at Minnesota 3 OT	W	1-1	
April 15	Minnesota 1 at St. Louis 3	W	2-1	18,876
April 16	Minnesota 3 at St. Louis 2	L	2-2	17,023
April 18	St. Louis 0 at Minnesota 6	L	2-3	
April 20	Minnesota 0 at St. Louis 4	W	3-3	16,411
April 22	St. Louis 3 at Minnesota 4 OT	L	3-4	

1983				
DIVISION SEMIFINALS (Best of five)				
April 6	St. Louis 4 at Chicago 2	W	1-0	
April 7	St. Louis 2 at Chicago 7	L	1-1	
April 9	Chicago 2 at St. Louis 1	L	1-2	18,184
April 10	Chicago 5 at St. Louis 3	L	1-3	14,109

1982				
DIVISION SEMIFINALS (Best of five)				
April 7	St. Louis 4 at Winnipeg 3	W	1-0	
April 8	St. Louis 2 at Winnipeg 5	L	1-1	
April 10	Winnipeg 3 at St. Louis 6	W	2-1	13,827
April 11	Winnipeg 2 at St. Louis 8	W	3-1	12,676

DIVISION FINALS (Best of seven)				
April 15	Chicago 5 at St. Louis 4	L	0-1	15,087
April 16	Chicago 1 at St. Louis 3	W	1-1	16,033
April 18	St. Louis 5 at Chicago 6	L	1-2	
April 19	St. Louis 4 at Chicago 7	L	1-3	
April 21	Chicago 2 at St. Louis 3 OT	W	2-3	12,107
April 23	St. Louis 0 at Chicago 2	L	2-4	

1981				
PRELIMINARIES (Best of five)				
April 8	Pittsburgh 2 at St. Louis 4	W	1-0	16,053
April 9	Pittsburgh 6 at St. Louis 4	L	1-1	17,033
April 11	St. Louis 5 at Pittsburgh 4	W	2-1	
April 12	St. Louis 3 at Pittsburgh 6	L	2-2	
April 14	Pittsburgh 3 at St. Louis 4 (2-OT)	W	3-2	18,150

QUARTERFINALS (Best of seven)				
April 16	NY Rangers 3 at St. Louis 6	W	1-0	17,550
April 17	NY Rangers 6 at St. Louis 4	L	1-1	18,437
April 19	St. Louis 3 at NY Rangers 6	L	1-2	
April 20	St. Louis 1 at NY Rangers 4	L	1-3	
April 22	NY Rangers 3 at St. Louis 4	W	2-3	18,066
April 24	St. Louis 4 at NY Rangers 7	L	2-4	

1980				
PRELIMINARIES (Best of five)				
April 8	St. Louis 2 at Chicago 3 OT	L	0-1	
April 9	St. Louis 1 at Chicago 5	L	0-2	
April 11	Chicago 4 at St. Louis 1	L	0-3	15,179

1979				
DID NOT QUALIFY				

1978				
DID NOT QUALIFY				

1977				
DID NOT QUALIFY				

QUARTERFINALS (Best of seven)				
April 11	St. Louis 2 at Montreal 7	L	0-1	
April 13	St. Louis 0 at Montreal 3	L	0-2	
April 16	Montreal 5 at St. Louis 1	L	0-3	15,775
April 17	Montreal 4 at St. Louis 1	L	0-4	13,763

Playoff Game-By-Game Results

1976

PRELIMINARIES (Best of three)

April 6	Buffalo 2 at St. Louis 5	W	1-0	12,334
April 8	St. Louis 2 at Buffalo 3 OT	L	1-1	
April 9	St. Louis 1 at Buffalo 2 OT	L	1-2	

1975

PRELIMINARIES (Best of three)

April 8	St. Louis 3 at Pittsburgh 4	L	0-1	
April 10	Pittsburgh 5 at St. Louis 3	L	0-2	16,017

1974

DID NOT QUALIFY

1973

QUARTERFINALS (Best of seven)

April 4	St. Louis 1 at Chicago 7	L	0-1	
April 5	St. Louis 0 at Chicago 1	L	0-2	
April 7	Chicago 5 at St. Louis 2	L	0-3	19,237
April 8	Chicago 3 at St. Louis 5	W	1-3	18,868
April 10	St. Louis 1 at Chicago 6	L	1-4	

1972

QUARTERFINALS (Best of seven)

April 5	St. Louis 0 at Minnesota 3	L	0-1	
April 6	St. Louis 5 at Minnesota 6 OT	L	0-2	
April 8	Minnesota 1 at St. Louis 2	W	1-2	18,822
April 9	Minnesota 2 at St. Louis 3	W	2-2	17,576
April 11	St. Louis 3 at Minnesota 4	L	2-3	
April 13	Minnesota 2 at St. Louis 4	W	3-3	19,008
April 16	St. Louis 2 at Minnesota 1 OTW		4-3	

SEMIFINALS (Best of seven)

April 18	St. Louis 1 at Boston 6	L	0-1	
April 20	St. Louis 2 at Boston 10	L	0-2	
April 23	Boston 7 at St. Louis 2	L	0-3	17,941
April 25	Boston 5 at St. Louis 3	L	0-4	18,610

1971

QUARTERFINALS (Best of seven)

April 7	Minnesota 3 at St. Louis 2	L	0-1	18,590
April 8	Minnesota 2 at St. Louis 4	W	1-1	18,774
April 10	St. Louis 3 at Minnesota 0	W	2-1	
April 11	St. Louis 1 at Minnesota 2	L	2-2	
April 13	Minnesota 4 at St. Louis 3	L	2-3	19,132
April 15	St. Louis 2 at Minnesota 5	L	2-4	

1970

QUARTERFINALS (Best of seven)

April 8	Minnesota 2 at St. Louis 6	W	1-0	16,304
April 9	Minnesota 1 at St. Louis 2	W	2-0	16,508
April 11	St. Louis 2 at Minnesota 4	L	2-1	
April 12	St. Louis 0 at Minnesota 4	L	2-2	
April 14	Minnesota 3 at St. Louis 6	W	3-2	17,208
April 16	St. Louis 4 at Minnesota 2	W	4-2	

SEMIFINALS (Best of seven)

April 19	Pittsburgh 1 at St. Louis 3	W	1-0	16,849
----------	-----------------------------	---	-----	--------

1970 CONTINUED

April 21	Pittsburgh 1 at St. Louis 4	W	2-0	16,857
April 23	St. Louis 2 at Pittsburgh 3	L	2-1	
April 26	St. Louis 1 at Pittsburgh 2	L	2-2	
April 28	Pittsburgh 0 at St. Louis 5	W	3-2	16,872
April 30	St. Louis 4 at Pittsburgh 3	W	4-2	

FINALS (Best of seven)

May 3	Boston 6 at St. Louis 1	L	0-1	16,715
May 5	Boston 6 at St. Louis 2	L	0-2	17,506
May 7	St. Louis 1 at Boston 4	L	0-3	
May 10	St. Louis 3 at Boston 4 OT	L	0-4	

1969

QUARTERFINALS (Best of seven)

April 2	Philadelphia 2 at St. Louis 5 W	1-0	15,156
April 3	Philadelphia 0 at St. Louis 5 W	2-0	15,621
April 5	St. Louis 3 at Philadelphia 0 W	3-0	
April 6	St. Louis 4 at Philadelphia 1 W	4-0	

SEMIFINALS (Best of seven)

April 15	Los Angeles 0 at St. Louis 4 W	1-0	15,638
April 17	Los Angeles 2 at St. Louis 3 W	2-0	15,776
April 19	St. Louis 5 at Los Angeles 2 W	3-0	
April 20	St. Louis 4 at Los Angeles 1 W	4-0	

FINALS (Best of seven)

April 27	St. Louis 1 at Montreal 3	L	0-1	
April 29	St. Louis 1 at Montreal 3	L	0-2	
May 1	Montreal 4 at St. Louis 0	L	0-3	16,338
May 4	Montreal 2 at St. Louis 1	L	0-4	16,126

1968

QUARTERFINALS (Best of seven)

April 4	St. Louis 1 at Philadelphia 0 W	1-0	
April 6	St. Louis 3 at Philadelphia 4 L	1-1	
April 10	Philadelphia 2 at St. Louis 3 (2-OT) W	2-1	10,867
April 11	Philadelphia 2 at St. Louis 5 W	3-1	11,072
April 13	St. Louis 1 at Philadelphia 6 L	3-2	
April 16	Philadelphia 2 at St. Louis 1 (2-OT) L	3-3	13,378
April 18	St. Louis 3 at Philadelphia 1 W	4-3	

SEMIFINALS (Best of seven)

April 21	Minnesota 3 at St. Louis 5 W	1-0	11,117
April 22	St. Louis 2 at Minnesota 3 OTL	1-1	
April 25	Minnesota 5 at St. Louis 1 L	1-2	13,334
April 27	Minnesota 3 at St. Louis 4 OTW	2-2	12,591
April 29	Minnesota 2 at St. Louis 3 OTW	2-2	11,931
May 1	St. Louis 1 at Minnesota 5 L	3-3	
May 3	Minnesota 1 at St. Louis 2 (2-OT) W	4-3	15,566

FINALS (Best of seven)

May 5	Montreal 3 at St. Louis 2 OT L	0-1	15,505
May 7	Montreal 1 at St. Louis 0 L	0-2	16,177
May 9	St. Louis 3 at Montreal 4 OT L	0-3	
May 11	St. Louis 2 at Montreal 3 L	0-4	

Playoff History

Playoff Records

TEAM RECORDS

YEARS IN THE STANLEY CUP PLAYOFFS:

35 – last - (2009)

MOST CONSECUTIVE SEASONS IN STANLEY CUP PLAYOFFS:

25 – 1980 - 2004

YEARS IN THE STANLEY CUP FINALS:

Three times (1968 - 1969 - 1970)

YEARS IN THE STANLEY CUP SEMIFINALS:

Six times – last (2001)

YEARS IN THE DIVISION FINALS

(or CONFERENCE SEMIFINALS):

19 times – last (2002)

YEARS IN THE PRELIMINARIES

(DIVISION SEMIFINALS or CONFERENCE QUARTERFINALS):

35 times – last (2009)

TOTAL PLAYOFF SERIES:

57

TOTAL PLAYOFF GAMES PLAYED:

302

TOTAL PLAYOFF GAMES WON:

137

TOTAL PLAYOFF GAMES LOST:

165

GOALS

MOST GOALS, BOTH TEAMS, ONE SERIES:

- 2 - GAMES: 15, 1975 preliminaries vs. Pittsburgh
- 3 - GAMES: 16, 1980 preliminaries vs. Chicago
- 4 - GAMES: 36, 1972 semifinals vs. Boston
- 5 - GAMES: 41, 1981 preliminaries vs. Pittsburgh
- 6 - GAMES: 51, 1981 quarterfinals vs. NY Rangers
- 7 - GAMES: 54, 1995 division quarterfinals vs. Vancouver

MOST GOALS, BLUES, ONE SERIES:

- 2 - GAMES: 6, 1975 preliminaries vs. Pittsburgh
- 3 - GAMES: 8, 1976 preliminaries vs. Buffalo
- 4 - GAMES: 20, 1982 division semifinals vs. Winnipeg
- 5 - GAMES: 23, 1989 division semifinals vs. Minnesota
- 6 - GAMES: 22, 1981 quarterfinals vs. NY Rangers
- 7 - GAMES: 27, 1995 division quarterfinals vs. Vancouver

MOST GOALS, OPPONENTS, ONE SERIES:

- 2 - GAMES: 9, 1975 preliminaries vs. Pittsburgh
- 3 - GAMES: 12, 1980 preliminaries vs. Chicago
- 4 - GAMES: 28, 1972 semifinals vs. Boston
- 5 - GAMES: 22, 1973 quarterfinals vs. Chicago
- 6 - GAMES: 29, 1981 quarterfinals vs. NY Rangers
- 7 - GAMES: 28, (twice) – last – 1990 division finals vs. Chicago

FEWEST GOALS, BOTH TEAMS, ONE SERIES:

- 2 - GAMES: 15, 1975 preliminaries vs. Pittsburgh
- 3 - GAMES: 14, 1985 division semifinals vs. Minnesota
- 4 - GAMES: 15, 1968 finals vs. Montreal
- 5 - GAMES: 21, 2004 conference quarterfinals vs. San Jose
- 6 - GAMES: 25, 1997 division quarterfinals vs. Detroit
- 7 - GAMES: 33, 1993 division finals vs. Toronto

FEWEST GOALS, BLUES, ONE SERIES:

- 2 - GAMES: 6, 1975 preliminaries vs. Pittsburgh
- 3 - GAMES: 4, 1980 preliminaries vs. Chicago
- 4 - GAMES: 3, 1969 finals vs. Montreal
- 5 - GAMES: 9, Twice, 2004 conference quarterfinals vs. San Jose and 1973 quarterfinals vs. Chicago
- 6 - GAMES: 12, (three times) – last – 1999 conference semifinals vs. Dallas
- 7 - GAMES: 11, 1993 division finals vs. Toronto

FEWEST GOALS, OPPONENTS, ONE SERIES:

- 2 - GAMES: 9, 1975 preliminaries vs. Pittsburgh
- 3 - GAMES: 7, 1976 preliminaries vs. Buffalo
- 4 - GAMES: 3, 1969 quarterfinals vs. Philadelphia
- 5 - GAMES: 5, 2002 Conference quarterfinals vs. Chicago
- 6 - GAMES: 10, 1970 semifinals vs. Pittsburgh
- 7 - GAMES: 16, 1999 conference quarterfinals vs. Phoenix

MOST GOALS, BOTH TEAMS, ONE GAME:

12 – (twice) – last – St. Louis 4 at Minnesota 8, April 24, 1991.

MOST GOALS, BLUES, ONE GAME:

8 – (3 times) – last – Los Angeles 3 at St. Louis 8, April 23, 1998

MOST GOALS, OPPONENTS, ONE GAME:

10 – St. Louis 2 at Boston 10, April 20, 1972.

MOST GOALS, BOTH TEAMS, ONE PERIOD:

7 – St. Louis 2, Boston 5, 3rd period, April 20, 1972.

MOST GOALS, BLUES, ONE PERIOD:

5 – April 23, 2000 at San Jose, 2nd period.

MOST GOALS, OPPONENTS, ONE PERIOD:

5 – (three times) – last – at Detroit, May 5, 1996, 1st period.

GAMES PLAYED

MOST GAMES PLAYED, ONE YEAR:

19 - 1986

FEWEST GAMES PLAYED, ONE YEAR:

2 - 1975

MOST ROAD WINS, ONE YEAR:

4 – (4 times) – last – 2001

MOST ROAD LOSSES, ONE YEAR:

6 – (3 times) – last – 1986

MOST HOME WINS, ONE YEAR:

6 – (3 times) – last – 1986

MOST HOME LOSSES, ONE YEAR:

4 - 1968

SHUTOUTS

MOST SHUTOUTS, ONE YEAR:

3 – (twice) last - 2002

FEWEST SHUTOUTS, ONE YEAR:

0 – (21 times) – last – 2009

MOST TIMES SHUTOUT, ONE YEAR:

2 – 2002

Playoff Records

FEWEST TIMES SHUTOUT, ONE YEAR:

0 – (16 times) – last – 2003

MOST SHUTOUTS, ONE SERIES:

3 – 2002 conference quarterfinals vs. Chicago (Brent Johnson)

MOST TIMES SHUTOUT, ONE SERIES:

2 – 2002 conference semifinals vs. Detroit

FEWEST SHUTOUTS, ONE SERIES:

0 – (37 times)

FEWEST TIMES SHUTOUT, ONE SERIES:

0 – (38 times)

LONGEST SHUTOUT SEQUENCE:

207:44 – 2002 conference quarterfinals vs. Chicago

POWER PLAY

MOST POWER-PLAY GOALS, BOTH TEAMS, ONE YEAR:

39 – 1986, Blues 13, Opponents 26

MOST POWER-PLAY GOALS, BOTH TEAMS, ONE SERIES:

18 – (twice) – last – 1988 division semifinals vs. Chicago

MOST POWER-PLAY GOALS, BOTH TEAMS, ONE GAME:

8 – April 24, 1991, Minnesota 4, Blues 4

MOST POWER-PLAY GOALS, BLUES, ONE YEAR:

19 – 1970

MOST POWER-PLAY GOALS, BLUES, ONE SERIES:

10 – Twice, 2003 quarterfinals vs. Vancouver, 1970 quarterfinals vs. Minnesota

MOST POWER-PLAY GOALS, BLUES, ONE GAME:

4 – (twice) – last – April 27, 1998, Conference quarterfinals vs. Los Angeles

MOST POWER-PLAY GOALS, OPPONENTS, ONE YEAR:

26 – 1986 (Minnesota 6, Toronto 7, Calgary 13)

MOST POWER-PLAY GOALS, OPPONENTS, ONE SERIES:

13 – 1986 conference finals, vs. Calgary

MOST POWER-PLAY GOALS, OPPONENTS, ONE GAME:

4 – (6 times) – last – May 11, 1995 division quarterfinals vs. Vancouver

FEWEST POWER-PLAY GOALS, BOTH TEAMS, ONE YEAR:

2 – 1976, Blues 2, Opponents 0

FEWEST POWER-PLAY GOALS, BOTH TEAMS, ONE SERIES:

2 – 1976 preliminaries, Blues 2, Buffalo 0

FEWEST POWER-PLAY GOALS, BOTH TEAMS, ONE GAME:

0 – (48 times) – last – 2009 quarterfinals vs. Vancouver game four

FEWEST POWER-PLAY GOALS, BLUES, ONE YEAR:

0 – 1977 quarterfinals vs. Montreal

FEWEST POWER-PLAY GOALS, BLUES, ONE SERIES:

0 – 1977 quarterfinals vs. Montreal

FEWEST POWER-PLAY GOALS, BLUES, ONE GAME:

0 – (112 times) – last – 2009 quarterfinals vs. Vancouver, game four

FEWEST POWER-PLAY GOALS, OPPONENTS, ONE YEAR:

0 – 1976

FEWEST POWER-PLAY GOALS, OPPONENTS, ONE SERIES:

0 – (twice) – last – 2001 Conference Quarterfinals vs. San Jose.

FEWEST POWER-PLAY GOALS, OPPONENTS, ONE GAME:

0 – (114 times) – last – 2009 quarterfinals vs. Vancouver game four

SHORTHANDED

MOST SHORT-HAND GOALS, BOTH TEAMS, ONE YEAR:

8 – 1968, Blues 5, Opponents 3

MOST SHORT-HAND GOALS, BOTH TEAMS, ONE SERIES:

7 – 1995 division quarterfinals vs. Vancouver

MOST SHORT-HAND GOALS, BOTH TEAMS, ONE GAME:

2 – (9 times) – last – April 10, 2004 conference quarterfinals, San Jose

MOST SHORT-HAND GOALS, BLUES, ONE YEAR:

5 – 1968

MOST SHORT-HAND GOALS, BLUES, ONE SERIES:

4 – 1996 conference quarterfinals vs. Toronto

MOST SHORT-HAND GOALS, BLUES, ONE GAME:

2 – April 11, 1968 vs. Philadelphia April 23, 1996 vs. Toronto

MOST SHORT-HAND GOALS, OPPONENTS, ONE YEAR:

6 – 1995 division quarterfinals vs. Vancouver

MOST SHORT-HAND GOALS, OPPONENTS, ONE SERIES:

6 – 1995 division quarterfinals vs. Vancouver

MOST SHORT-HAND GOALS, OPPONENTS, ONE GAME:

2 – (twice) – last – 1995 division quarterfinals vs. Vancouver (Game 5)

FEWEST SHORT-HAND GOALS, BOTH TEAMS, ONE YEAR:

0 – (5 times) – last – 2009

FEWEST SHORT-HAND GOALS, BOTH TEAMS, ONE GAME:

0 – (215 times) – last – 2009 conference quarterfinals vs. Vancouver game four

FEWEST SHORT-HAND GOALS, BLUES, ONE YEAR:

0 – (15 times) – last – 2009

FEWEST SHORT-HAND GOALS, BLUES, ONE SERIES:

0 – (29 times) – last – 2009

FEWEST SHORT-HAND GOALS, OPPONENTS, ONE YEAR:

0 – (9 times) – last – 2009

FEWEST SHORT-HAND GOALS, OPPONENTS, ONE SERIES:

0 – (24 times) – last – 2009

FASTEST GOALS

FASTEST TWO GOALS, BOTH TEAMS:

:07 – April 13, 1971, vs. Minnesota, 2nd period, Craig Cameron 2:42, Jude Drouin 2:49

FASTEST TWO GOALS, BLUES:

:07 – April 18, 1986, vs. Toronto, 2nd period Gino Cavallini 2:40 and Ron Flockhart 2:47

FASTEST TWO GOALS, OPPONENTS:

:08 – April 26, 1989, vs. Chicago, 2nd period, Bob Murray 9:17 and Wayne Presley 9:25

FASTEST THREE GOALS, BOTH TEAMS:

:31 – April 30, 1970, vs. Pittsburgh, 3rd period, Bill McCreary 5:26, Michel Briere 6:17, Tim Ecclestone 6:57

Playoff History

Playoff Records

FASTEST THREE GOALS, BLUES:

1:50 – April 24, 1981, vs. NY Rangers, 2nd period,
Bernie Federko 2:16, Rick LaPointe 3:14, Federko 4:06

FASTEST THREE GOALS, OPPONENTS:

1:18 – May 18, 2001 vs. Colorado, 1st period, Steven
Reinprecht: 14:13, Joe Sakic: 15:17, and Ray Bourque: 15:31

FASTEST GOAL FROM START OF THE GAME, BLUES:

:18 – April 22, 1990, Sergio Momesso vs. Chicago

FASTEST GOAL FROM START OF THE GAME, OPPONENT:

:14 – April 8, 1981, Greg Malone, Pittsburgh

FASTEST GOAL FROM THE START OF A PERIOD, BLUES:

:13 – (twice) – last – April 24, 1991, Adam Oates vs.
Minnesota, 3rd period

FASTEST GOAL FROM THE START OF A PERIOD, OPPONENTS:

:09 – (twice) – last – April 8, 1971, Murray Oliver,
Minnesota, 3rd period

PENALTY MINUTES

MOST PENALTY MINUTES, BOTH TEAMS, ONE SERIES:

2 – GAMES: 74, 1975 preliminaries vs. Pittsburgh
3 – GAMES: 160, 1985 division semifinals vs. Minnesota
4 – GAMES: 282, 1984 division semifinals vs. Detroit
5 – GAMES: 372, 1988 division finals vs. Detroit
6 – GAMES: 372, 1991 division finals vs. Minnesota
7 – GAMES: 528, 1991 division semifinals vs. Detroit

LEAST PENALTY MINUTES, BOTH TEAMS, ONE SERIES:

2 – GAMES: 74, 1975 preliminaries vs. Pittsburgh
3 – GAMES: 82, 1980 preliminaries vs. Chicago
4 – GAMES: 97, 1968 finals vs. Montreal
5 – GAMES: 120, 2004 quarterfinals vs. San Jose
6 – GAMES: 134, 1999 conference semifinals vs. Dallas
7 – GAMES: 128, 1968 quarterfinals vs. Minnesota

MOST PENALTY MINUTES, BLUES, ONE SERIES:

2 – GAMES: 56, 1975 preliminaries vs. Pittsburgh
3 – GAMES: 72, 1985 division semifinals vs. Minnesota
4 – GAMES: 151, 1984 division semifinals vs. Detroit
5 – GAMES: 170, 1988 division finals vs. Detroit
6 – GAMES: 198, 1997 division quarterfinals vs. Detroit
7 – GAMES: 256, 1991 division semifinals vs. Detroit

LEAST PENALTY MINUTES, BLUES, ONE SERIES:

2 – GAMES: 56, 1975 preliminaries vs. Pittsburgh
3 – GAMES: 35, 1980 preliminaries vs. Chicago
4 – GAMES: 53, 1970 finals vs. Boston
5 – GAMES: 51, 1973 quarterfinals vs. Chicago
6 – GAMES: 68, 1999 conference semifinals vs. Dallas
7 – GAMES: 76, 1968 semifinals vs. Minnesota

MOST PENALTY MINUTES, OPPONENTS, ONE SERIES:

2 – GAMES: 18, 1975 preliminaries, Pittsburgh
3 – GAMES: 88, 1985 division semifinals, Minnesota
4 – GAMES: 144, 1983 division semifinals, Chicago
5 – GAMES: 202, 1988 division finals, Detroit
6 – GAMES: 207, 1991 division finals, Minnesota
7 – GAMES: 272, 1991 division semifinals, Detroit

LEAST PENALTY MINUTES, OPPONENTS, ONE SERIES:

2 – GAMES: 18, 1975 preliminaries, Pittsburgh
3 – GAMES: 46, 1976 preliminaries, Buffalo
4 – GAMES: 40, 1968 finals, Montreal
5 – GAMES: 52, 2004 quarterfinals, San Jose
6 – GAMES: 66, 1999 conference semifinals vs. Dallas
7 – GAMES: 52, 1968 semifinals, Minnesota

MOST PENALTIES, BOTH TEAMS, ONE GAME:

66 – April 12, 1991, division semifinals vs. Detroit

MOST PENALTIES, BLUES, ONE GAME:

33 – April 12, 1991, division semifinals vs. Detroit

MOST PENALTIES, OPPONENTS, ONE GAME:

33 – April 12, 1991, division semifinals, Detroit

MOST PENALTY MINUTES, BOTH TEAMS, ONE GAME:

298 – April 12, 1991, division semifinals vs. Detroit

MOST PENALTY MINUTES, BLUES, ONE GAME:

146 – April 12, 1991, division semifinals vs. Detroit

MOST PENALTY MINUTES, OPPONENTS, ONE GAME:

152 – April 12, 1991, division semifinals, Detroit

LEAST PENALTY MINUTES, BOTH TEAMS, ONE GAME:

8 – April 28, 1991, division finals vs. Minnesota

LEAST PENALTY MINUTES, BLUES, ONE GAME:

2 – April 28, 1991, division finals vs. Minnesota

LEAST PENALTY MINUTES, OPPONENTS, ONE GAME:

4 – (4 times) – last – May 16, 1996, conference semifinals at
Detroit

MOST PENALTY MINUTES, BOTH TEAMS, ONE PERIOD:

243 – April 12, 1991, division semifinals vs. Detroit, third
period

MOST PENALTY MINUTES, BLUES, ONE PERIOD:

129 – April 12, 1991, division semifinals vs. Detroit, third
period

MOST PENALTY MINUTES, OPPONENTS, ONE PERIOD:

114 – April 12, 1991, division semifinals, Detroit, third period

Playoff Records/ Individual Records

OVERTIME

LAST OVERTIME GAME AT HOME:

April 21, 2009 vs. Vancouver, Vancouver won 3-2

LAST OVERTIME GAME ON THE ROAD:

April 8, 2004 at San Jose, San Jose won 1-0

LAST OVERTIME WIN AT HOME:

May 16, 2001 vs. Colorado 4-3

LAST OVERTIME LOSS AT HOME:

April 21, 2009 vs. Vancouver, 3-2

LAST OVERTIME WIN ON THE ROAD:

May 4, 1999 vs. Phoenix, 1-0

LAST OVERTIME LOSS ON THE ROAD:

April 8, 2004 at San Jose, San Jose won 1-0

LONGEST OVERTIME GAME:

HOME: April 20, 1989, 33:49 OT, Blues 5, Chicago 4

ROAD: April 7, 1984, 37:07 OT, Blues 4, Detroit 3

SHORTEST OVERTIME GAME:

HOME: Apr. 21, 1996, 1:24 OT – Blues 3, Toronto 2

ROAD: May 21, 2001, :24 OT – Colorado 2, Blues 1

MOST OVERTIME GAMES, ONE YEAR:

8 – 1968

FEWEST OVERTIME GAMES, ONE YEAR:

0 – (11 times) – last – 2003

SHOTS

MOST SHOTS, BLUES, ONE GAME (Not including overtime):

48 – (3 times) – last – April 22, 1994 vs. Dallas

MOST SHOTS, BLUES, OVERTIME GAME:

64 – April 15, 1968 vs. Philadelphia

MOST SHOTS, OPPONENTS, ONE GAME

(Not including overtime):

51 – (twice) – last – April 20, 1994, Dallas

MOST SHOTS, OPPONENTS, OVERTIME GAME:

64 – May 3, 1993, Toronto

MOST SHOTS BLUES, ONE PERIOD:

25 – May 19, 1995 vs. Vancouver, 2nd period

MOST SHOTS OPPONENTS, ONE PERIOD:

23 – May 5, 1993, Toronto, 1st period

FEWEST SHOTS, BLUES, ONE GAME (Not including overtime):

13 – April 10, 1973 vs. Chicago

FEWEST SHOTS, BLUES, OVERTIME GAME:

15 – May 9, 1968 vs. Montreal

FEWEST SHOTS, OPPONENTS, ONE GAME

(Not including overtime):

14 – Twice, April 14, 2003, Vancouver, April 4, 1968, Philadelphia

FEWEST SHOTS, OPPONENTS, OVERTIME GAME:

24 – (twice) – last – April 21, 1982, Chicago

FEWEST SHOTS, BLUES, ONE PERIOD:

1 – (twice) – last – April 23, 2002 @ Chicago, 1st period

FEWEST SHOTS, OPPONENTS, ONE PERIOD:

2 – (6 times) – last – April 20, 2003, Vancouver, 3rd period

INDIVIDUAL PLAYOFF RECORDS

MOST GAMES, CAREER:

102 – Brett Hull

MOST POINTS, CAREER:

117 – Brett Hull

MOST GOALS, CAREER:

67 – Brett Hull

MOST GAME WINNING GOALS, CAREER:

15 – Brett Hull

MOST ASSISTS, CAREER:

66 – Bernie Federko

MOST OVERTIME GOALS, CAREER:

2 – (4 players) – Brett Hull, Mark Reeds, Pierre Turgeon, Scott Young

MOST POWER-PLAY GOALS, CAREER:

25 – Brett Hull

MOST SHORT-HANDED GOALS, CAREER:

2 – (6 players) – Bill McCreary, Larry Patey, Doug Gilmour, Brett Hull, Peter Zedel, Scott Young

MOST THREE-GOAL GAMES, CAREER:

2 – Frank St. Marseille

MOST PENALTY MINUTES, CAREER:

249 – Brian Sutter

POINTS

MOST POINTS, ONE YEAR:

21 – (3 players) – Doug Gilmour & Bernie Federko, 1986, Brett Hull, 1990

MOST POINTS, DEFENSEMAN, ONE YEAR:

12 – (3 players) – Joe Micheletti, 1981, Jeff Brown, 1990 & 1991, Al MacInnis, 1999

MOST POINTS, ROOKIE, ONE YEAR:

18 – Joe Mullen, 1982

MOST GOALS, ONE YEAR:

13 – Brett Hull, 1990

MOST GOALS, DEFENSEMAN, ONE YEAR:

4 – Al MacInnis, 1999

MOST GOALS, ROOKIE, ONE YEAR:

7 – (2 players) – Joe Mullen, 1982, Brett Hull, 1988

MOST GAME-WINNING GOALS, ONE YEAR:

3 – (2 players) – Brett Hull, 1988, 1990 & Scott Young, 2001

Playoff History

Playoff Records/ Individual Records

MOST OVERTIME GOALS, ONE YEAR:

2 – Pierre Turgeon, 1999

MOST POWER-PLAY GOALS, ONE YEAR:

7 – Brett Hull, 1990

MOST SHORT-HANDED GOALS, ONE YEAR:

2 – Bill McCreary, 1968, Doug Gilmour, 1986 & Scott Young, 2001

MOST GOALS, ONE GAME:

4 – Tony Hrkac, April 10, 1988 vs. Chicago

MOST GOALS, OPPONENTS, ONE GAME:

3 – 16 times (last, Patrick Marleau, April 10, 2004 vs. San Jose)

MOST ASSISTS, ONE YEAR:

15 – Bernie Federko, 1982

MOST ASSISTS, DEFENSEMAN, ONE YEAR:

11 – Joe Micheletti, 1981

MOST ASSISTS, GOALTENDER, ONE YEAR:

2 – Jon Casey, 1996

MOST ASSISTS, DEFENSEMAN, ONE GAME:

4 – Brian Benning, April 11, 1987

MOST ASSISTS, ROOKIE, ONE YEAR:

11 – Joe Mullen, 1982

MOST ASSISTS, ONE GAME:

5 – Doug Gilmour, April 15, 1986
Geoff Courtnall, April 23, 1998

MOST POINTS, ONE GAME:

6 – Geoff Courtnall, April 23, 1998, 1-5=6

MOST POINTS, ONE GAME, OPPONENT:

6 – Guy Lafleur, Montreal, April 11, 1977, 3-3=6; Steve Larmer, Chicago, April 30, 1990, 2-4=6

FASTEST TWO GOALS, ONE PLAYER:

1:50 – Bernie Federko, April 24, 1981 vs. Rangers

FASTEST TWO GOALS, OPPONENT:

:18 – Dick Redmond, Chicago, April 4, 1973

FASTEST THREE GOALS, BLUES, ONE PLAYER:

4:16 – Brendan Shanahan, May 13, 1995 vs. Vancouver

FASTEST THREE GOALS, OPPONENT, ONE PLAYER:

7:11 – Dick Redmond, Chicago, April 4, 1973

LONGEST POINT SCORING STREAK:

9 – Tony Currie, 1981 & Bernie Federko, 1982

LONGEST GOAL SCORING STREAK:

5 – Phil Roberto, 1972

LONGEST ASSIST SCORING STREAK:

7 – Bernie Federko, 1982

GOALTENDING

MOST SHUTOUTS, CAREER:

4 – Jacques Plante

MOST GAMES BY A GOALTENDER, CAREER:

39 – Mike Liut

MOST MINUTES BY A GOALTENDER, CAREER:

2,326 – Mike Liut

MOST ASSISTS BY A GOALTENDER, CAREER:

2 – (3 players) – Curtis Joseph, Jon Casey, Grant Fuhr

MOST MINUTES BY A GOALTENDER, ONE YEAR:

1111:01 – Glenn Hall, 1968

MOST MINUTES BY A GOALTENDER, ONE SERIES:

464 – Curtis Joseph, 1993 vs. Toronto

MOST SHUTOUTS, ONE YEAR:

3 – (twice) – last – Brent Johnson 2002, conference quarterfinals vs. Chicago

MOST CONSECUTIVE SHUTOUTS:

3 – Brent Johnson 2002, conference quarterfinals vs. Chicago

LONGEST SHUTOUT SEQUENCE:

206:45 – Brent Johnson – 2002, conference quarterfinals vs. Chicago

MOST CONSECUTIVE GAMES WON:

8 – Jacques Plante, 1969

MOST CONSECUTIVE SHOTS SAVED:

105 – Curtis Joseph, 1993 vs. Chicago

MOST SHOTS AGAINST, ONE YEAR:

438 – Curtis Joseph, 1993

MOST SHOTS AGAINST, ONE SERIES:

298 – Curtis Joseph, 1993 vs. Toronto

MOST SHOTS AGAINST, ONE GAME:

63 – Curtis Joseph, 1993 Game 1 (NDF) vs. Toronto

MOST SHOTS SAVED, ONE YEAR:

411 – Curtis Joseph, 1993

MOST SHOTS SAVED, ONE SERIES:

277 – Curtis Joseph, 1993 vs. Toronto

MOST SHOTS SAVED, ONE GAME:

61 – Curtis Joseph, 1993 Game 1 (NDF) vs. Toronto

LOWEST GOALS-AGAINST AVERAGE, ONE SERIES:

0.79 – Jacques Plante, 1969 vs. Philadelphia

LOWEST GOALS-AGAINST AVERAGE, ONE YEAR:

1.94 Brent Johnson, 2001 (2 games), 2.05 Roman Turek, 2001 (14 games)

Playoff Records/ Individual Records

MOST GOALS IN A SERIES:

- 2 – GAMES: 1 – R. Berenson, C. Larose, G. Unger, B. Collins, L. Sacharuk, W. Merrick vs. Pittsburgh, 1975
- 3 – GAMES: 2 – Garry Unger, Chuck Lefley vs. Buffalo, 1976, Brian Sutter vs. Minnesota, 1985
- 4 – GAMES: 7 – Brian Sutter vs. Winnipeg, 1982
- 5 – GAMES: 6 – Brett Hull vs. Chicago, 1988 Peter Zezel vs. Minnesota, 1989
- 6 – GAMES: 5 – Al McDonald vs. Minnesota, 1970 Shayne Corson vs. Toronto, 1996
- 7 – GAMES: 8 – Brett Hull vs. Chicago, 1990 Brett Hull vs. Detroit, 1991

MOST ASSISTS IN A SERIES:

- 2 – GAMES: 3 – Garry Unger vs. Pittsburgh, 1975
- 3 – GAMES: 3 – Rob Ramage vs. Minnesota, 1985
- 4 – GAMES: 10 – Bernie Federko vs. Winnipeg, 1982
- 5 – GAMES: 9 – Doug Gilmour vs. Chicago, 1988
- 6 – GAMES: 9 – Wayne Gretzky vs. Toronto, 1996
- 7 – GAMES: 9 – Adam Oates vs. Detroit, 1991

MOST POINTS IN A SERIES:

- 2 – GAMES: 4 – Garry Unger vs. Pittsburgh, 1975, 1-3=4
- 3 – GAMES: 4 – Rob Ramage vs. Minnesota, 1985, 1-3=4
- 4 – GAMES: 12 – Joe Millen vs. Winnipeg, 1982, 3-9=12
- 5 – GAMES: 11 – Doug Gilmour vs. Chicago, 1988, 2-9=11
- 6 – GAMES: 9 – (3 players) – Wayne Gretzky vs. Toronto, 1996, 0-9=9, Brett Hull vs. Detroit, 1997, 2-7=9, Pierre Turgeon vs. San Jose, 2001, 2-7=9.
- 7 – GAMES: 13 – Doug Weight vs. Vancouver, 2003, 5-8=13, Brett Hull vs. Detroit, 1991, 8-5=13, Adam Oates vs. Detroit, 1991, 4-9=13

Playoff History

All-Time Playoff Penalty Shots and Hat Tricks

PENALTY SHOTS FOR					
SEASON	DATE	PLAYER	GOALTENDER	TEAM	RESULT
1967-68	Apr. 27	Jim Roberts	Cesare Maniago	vs. Minnesota	unsuccessful

PENALTY SHOTS AGAINST					
SEASON	DATE	PLAYER	GOALTENDER	TEAM	RESULT
2000-01	May 12	Joe Sakic	Roman Turek	@ Colorado	successful
1980-81	Apr. 17	Anders Hedberg	Mike Liut	vs. NY Rangers	successful

ST. LOUIS BLUES CAREER PLAYOFF HAT-TRICKS			
SEASON	PLAYER	DATE	OPPONENT
2003-04	Mike Sillinger	April 12	San Jose
2001-02	Keith Tkachuk	May 7	Detroit
1999-00	Scott Young	April 23	San Jose
1994-95	Brendan Shanahan	May 13	Vancouver
1990-91	Adam Oates	April 12	Detroit
1988-89	Peter Zedel	April 11	Minnesota
1987-88	Tony Hrkac	April 10	Chicago
1985-86	Greg Paslawski	April 15	Minnesota
1983-84	Jorgen Pettersson	April 8	Detroit
1971-72	Frank St. Marseille	April 6	Minnesota
1969-70	Frank St. Marseille	April 28	Pittsburgh
1968-69	Red Berenson	April 15	Los Angeles

All-Time Playoff Roster

NO.	NAME AND POSITION	GP	G	PLAYOFFS		
				A	TP	PIM
4	Bruce Affleck (D), 1974-79	8	0	0	0	0
9, 36	Glenn Anderson (RW), 1994-96	17	2	5	7	55
12	Perry Anderson (LW), 1981-85	22	2	0	2	38
16	Ron Anderson (RW), 1969-70	1	0	0	0	0
3	Al Arbour (D), 1967-71	46	0	4	4	42
17, 24	John Arbour (D), 1970-72	5	0	0	0	0
23	Blair Atcheynum (RW), 1997-99	23	1	3	4	8
55	Christian Backman (D), 2002-08	5	0	2	2	4
10	Wayne Babych (RW), 1978-84	31	7	8	15	22
42	David Backes (RW), 2006-Present	4	1	2	3	10
25	Bill Baker (D), 1981-82	4	0	0	0	0
6, 23, 34	Murray Baron (D), 1991-97, 2003-04	42	2	1	3	52
6	David Barr (RW), 1983-87	13	1	1	2	16
23, 56	Lubos Bartecko (LW), 1998-2001	12	1	1	2	2
28, 41	Bob Bassen (C), 1990-94, 1999-2000	30	1	5	6	38
19	Eddy Beers (LW), 1985-86	19	3	4	7	8
10	Bruce Bell (D), 1985-87	18	1	3	4	20
19, 24, 25	Curt Bennett (LW), 1970-72, 1977-79	12	0	0	0	12
2	Brian Benning (D), 1984-85, 1986-90	29	3	13	16	58
7, 9	Red Berenson (C), 1967-71, 1974-78	55	21	12	33	41
4	Marc Bergevin (D), 1996-2002	30	1	2	3	26
21	Patrik Berglund (C), 2008-Present	4	0	0	0	2
14, 33	Eric Boguniecki (C), 2000-04	9	1	3	4	2
21	Chris Bordeleau (C), 1970-72	5	0	1	1	17
6, 25	Tim Bothwell (D), 1982-85, 1986-89	30	0	3	3	40
19	Andre Boudrias (LW), 1969-70	14	2	4	6	4
6, 10, 28	Rick Bourbonnais (RW), 1975-78	4	0	1	1	0
4	Charlie Bourgeois (D), 1985-88	25	2	2	4	143
22, 38	Brad Boyes (RW), 2006-Present	4	2	1	3	0
26	Steve Bozek (LW), 1987-88	7	1	1	2	6
36	Philippe Bozon (LW), 1991-95	19	2	0	2	31
40	Fred Brathwaite (G), 2001-03	1	0	0	0	0
2	Carl Brewer (D), 1970-72	5	0	2	2	8
19	Rod Brind'Amour (C), 1989-91	30	9	13	22	20
21	Jeff Brown (D), 1989-94	42	10	28	38	18
10, 16	Jack Brownschilde (D), 1977-84	26	0	5	5	18
26	David Bruce (LW), 1990-91	2	0	0	0	2
13	Valeri Bure (RW), 2002-03	6	0	2	2	8
5, 6	Garth Butcher (D), 1990-94	29	4	4	8	90
17	Jerry Butler (RW), 1975-78	7	0	0	0	14
26	Petr Cajanek (RW), 2002-08	7	0	2	2	4
16, 19, 21	Craig Cameron (RW), 1967-69, 1970-71	22	3	0	3	15
10	Jim Campbell (RW), 1996-2000	14	8	3	11	18
21	Guy Carbonneau (C), 1994-95	7	1	2	3	6
33	Kent Carlson (D), 1985-86	8	0	0	0	13
30	Jacques Caron (G), 1971-73	12	0	0	0	2
30	Jon Casey (G), 1994-97	14	0	2	2	8
17	Gino Cavallini (LW), 1985-92	67	14	19	33	62
14	Paul Cavallini (D), 1987-93	49	7	15	22	86

Playoff History

All-Time Playoff Roster

NO.	NAME AND POSITION	PLAYOFFS				
		GP	G	A	TP	PIM
14	Blair Chapman (RW), 1979-83	15	2	5	7	6
39	Kelly Chase (RW), 1989-94, 1997-2000	27	1	1	2	100
27	Denis Chasse (RW), 1993-96	7	1	7	8	23
17	Guy Chouinard (C), 1983-84	5	0	2	2	0
27	Dave Christian (RW), 1991-92	4	3	0	3	0
28	Carlo Colaiacovo (D), 2008-Present	4	0	0	0	2
21	Bill Collins (RW), 1973-75	2	1	0	1	0
14	Wayne Connelly (C), 1970-72	6	2	1	3	0
22	Craig Conroy (C), 1996-2001	36	3	5	8	24
15, 18	Daniel Corso (C), 2000-03	14	0	1	1	0
9	Shayne Corson (LW), 1995-97	13	8	6	14	22
9, 14	Geoff Courtnall (LW), 1990-91, 1995-2000	42	7	16	23	65
18, 27	Bobby Crawford (RW), 1979-80, 1981-83	4	0	0	0	0
20	Adam Creighton (C), 1994-96	20	3	1	4	24
12, 19	Terry Crisp (C), 1967-72	63	8	15	23	32
26	B.J. Crombeen (RW), 2008-Present	4	0	0	0	12
26	Mike Crombeen (RW), 1978-83	27	6	2	8	32
15	Tony Currie (RW), 1977-82	13	4	12	16	4
4	Paul Curtis (D), 1972-73	5	0	0	0	2
17	Denis Cyr (LW), 1984-86	3	0	0	0	0
22	Mike Danton (C), 2003-04	5	1	0	1	2
30	John Davidson (G), 1973-75	1	0	0	0	0
27	Gilbert Delorme (D), 1983-85	14	1	3	4	11
9	Ab DeMarco (D), 1972-74	4	1	1	2	2
38	Pavol Demitra (LW), 1996-2004	66	18	25	43	26
14, 22, 25	Norm Dennis (C), 1968-72	5	0	0	0	2
34, 37	Robert Dirk (D), 1987-91	9	0	1	1	2
30, 50	Reinhard Divis (G), 2001-06	1	0	0	0	0
2	Andre Dore (D), 1982-84	4	0	1	1	8
10	Dallas Drake (RW), 2000-07	35	6	7	13	49
28	Steve Duchesne (D), 1993-95, 1997-98	21	0	10	10	10
23	Luc Dufour (LW), 1984-85	1	0	0	0	2
32	Donald Dufresne (D), 1994-96	3	0	0	0	4
19	Blake Dunlop (C), 1979-84	28	3	8	11	10
3	Andre Dupont (D), 1971-73	11	1	0	1	20
2, 8	Steve Durbano (D), 1972-74, 1978-79	5	0	2	2	8
32	Mike Eastwood (C), 1997-2003	48	3	4	7	20
14	Tim Ecclestone (LW), 1967-71	40	6	8	14	70
15	Jack Egers (RW), 1971-74	16	1	5	6	16
14	Todd Elik (C), 1994-95	7	4	3	7	2
6	Dave Ellett (D), 1999-2000	7	0	1	1	2
4	Kari Eloranta (D), 1981-82	5	0	0	0	0
7, 32	Nelson Emerson (RW), 1990-1993	17	4	9	13	27
6	Chris Evans (D), 1971-75	12	1	1	2	8
18, 19, 32	Doug Evans (LW), 1985-90	14	1	2	3	26
21	Todd Ewen (RW), 1986-90	12	0	0	0	0
36	Glen Featherstone (D), 1988-91	27	0	2	2	78
24	Bernie Federko (C), 1976-89	91	35	66	101	83

All-Time Playoff Roster

NO.	NAME AND POSITION	GP	PLAYOFFS			
			G	A	TP	PIM
9, 17	Denny Felsner (LW), 1991-95	10	2	3	5	2
37	Jeff Finley (D), 1998-2004	39	1	4	5	28
12	Ron Flockhart (C), 1985-88	8	1	3	4	6
2, 19, 20	Ray Fortin (D), 1967-70	6	0	0	0	0
2, 5	Len Frig (D), 1977-78, 1979-80	3	0	0	0	0
31	Grant Fuhr (G), 1995-99	31	0	2	2	8
19	Perry Ganchar (RW), 1983-85	7	3	1	4	0
3, 4	Bob Gassoff (D), 1973-77	9	0	1	1	16
7	Greg Gilbert (LW), 1994-96	7	0	3	3	6
2	Curt Giles (D), 1991-93	6	1	1	2	2
5	Todd Gill (D), 1997-99	10	2	2	4	10
9, 18	Doug Gilmour (C), 1983-88	49	17	38	55	71
23	Gaston Gingras (D), 1987-89	17	1	4	5	6
10	Phil Goyette (C), 1969-70	16	3	11	14	6
99	Wayne Gretzky (C), 1995-96	13	2	14	16	0
5	Alexei Gusarov (D), 2000-01	13	0	0	0	4
1	Glenn Hall (G), 1967-71	31	0	0	0	0
23	Jean Hamel (D), 1972-74	2	0	0	0	0
26	Michal Handzus (C), 1998-2001	18	0	5	5	14
2	Terry Harper (D), 1979-80	3	0	0	0	2
2, 29	Gerry Hart (D), 1980-83	20	0	3	3	60
2	Doug Harvey (D), 1968-69	8	0	4	4	12
29, 40	Guy Hebert (G), 1991-93	1	0	0	0	0
17, 55	Jochen Hecht (LW), 1998-2001	27	8	10	18	6
44	Bret Hedican (D), 1991-94	15	0	0	0	14
30, 31	Rick Heinz (RW), 1980-85	1	0	0	0	0
21	Camille Henry (C), 1968-70	11	2	5	7	0
23, 34	Bob Hess (D), 1974-79, 1980-81	3	0	1	1	2
18, 61	Pat Hickey (LW), 1982-85	14	1	1	2	8
6	Sean Hill (D), 2000-02	15	0	1	1	12
13	Dan Hinote (RW), 2006-09	3	0	0	0	4
17, 24, 25	Larry Hornung (D), 1970-72	11	0	2	2	2
33	Bill Houlder (D), 1994-95	4	1	1	2	0
6	Phil Housley (D), 1993-94	4	2	1	3	4
26	Dave Hrechkosy (LW), 1975-77	3	1	0	1	2
18	Tony Hrkac (C), 1986-90, 1993-94	21	7	2	9	4
3, 12, 26	Fran Huck (C), 1970-71, 1972-73	11	3	4	7	2
22	Charlie Huddy (D), 1995-96	13	1	0	1	8
15	Mike Hudson (C/LW), 1995-96	2	0	1	1	4
16	Brett Hull (RW), 1987-98	102	67	50	117	51
20	Mark Hunter (RW), 1985-88	29	9	13	22	82
27	Ted Irvine (LW), 1975-77	6	0	2	2	4
1	Pat Jablonski (G), 1989-92, 1995-96	3	0	0	0	0
5	Barret Jackman (D), 2001-Present	12	0	1	1	21
15	Craig Janney (C), 1991-95	21	3	18	21	0
55	Cam Janssen (RW), 2007-Present	1	0	0	0	0
1, 35	Brent Johnson (G), 1998-99, 2000-04	12	0	0	0	4
23	Craig Johnson (LW), 1994-96	1	0	0	0	2

Playoff History

All-Time Playoff Roster

NO.	NAME AND POSITION	PLAYOFFS				
		GP	G	A	TP	PIM
10	Mark Johnson (C), 1984-85	3	0	1	1	0
17	Ryan Johnson (C), 2002-08	9	0	2	2	6
26	Terry Johnson (D), 1983-86	14	0	1	1	44
1	Eddie Johnston (G), 1974-78	4	0	0	0	0
31	Curtis Joseph (G), 1989-95	34	0	2	2	4
12	Vitali Karamnov (LW), 1992-95	2	0	0	0	2
7	Alexei Kasatonov (D), 1993-94	4	2	0	2	2
17	Ed Kea (D), 1979-83	24	2	3	5	30
18, 21	Larry Keenan (LW), 1967-71	46	15	16	31	12
29	Alexander Khavanov (D), 2000-04	26	5	5	10	18
13	Yuri Khmylev (LW), 1995-97	6	1	1	2	4
29	Darin Kimble (RW), 1990-92	18	0	0	0	45
28	Ralph Klassen (C), 1979-84	24	4	2	6	12
38	Igor Korolev (C), 1992-94	5	0	0	0	0
5	Igor Kravchuk (D), 1995-97	12	1	5	6	6
46	Christian Laflamme (D), 2001-04	5	0	0	0	4
26	Mike Lalor (D), 1988-90	22	1	3	4	45
22	Ian Laperriere (C/RW), 1993-96	7	0	4	4	21
4, 5	Guy Lapointe (D), 1981-83	11	1	1	2	17
18	Rick Lapointe (D), 1979-82	14	2	3	5	24
12	Claude Larose (RW), 1974-78	9	2	1	3	0
16	Kevin LaVallee (LW), 1984-86	13	2	2	4	6
16	Brian Lavender (LW), 1971-72	3	0	0	0	2
27	Steve Leach (RW), 1995-97	17	3	2	5	43
25	Chuck Lefley (LW), 1974-77, 1979-81	5	2	2	4	4
23	Alain Lemieux (C), 1981-85	4	0	1	1	0
15, 16	Jocelyn Lemieux (RW), 1986-88	10	0	1	1	21
2	Craig Levie (D), 1984-85	1	0	0	0	0
6	Doug Lidster (D), 1994-95	4	0	0	0	2
1	Mike Liut (G), 1979-85	39	0	0	0	0
19	Jim Lorentz (C/RW), 1970-72	6	0	1	1	4
10, 12	Dave Lowry (LW), 1988-93	52	5	11	16	112
17	Bernie Lukowich (D), 1974-75	2	0	0	0	0
2	Al MacInnis (D), 1994-2004	82	14	44	58	102
23, 26	Dave Mackey (LW), 1991-94	3	0	0	0	2
15, 25	Paul MacLean (RW), 1980-81, 1989-91	13	4	3	7	20
21	Bob MacMillan (RW), 1975-78	7	0	2	2	0
22, 23	Craig MacTavish (C), 1995-97	14	0	2	2	8
25	Connie Madigan (D), 1972-73	5	0	0	0	4
44	Mario Marios (D), 1990-92	9	0	0	0	37
30	Seth Martin (G), 1967-68	2	0	0	0	0
12	Steve Martins (C), 2002-04	3	0	1	1	0
50	Chris Mason (G), 2008-Present	4	0	0	0	0
24, 26, 27	Jamie Masters (D), 1975-77, 1978-79	2	0	0	0	0
32, 33	Stephane Matteau (LW), 1995-97	16	0	2	2	8
4	Bryan Maxwell (D), 1979-81	12	0	1	1	63
21	Jamal Mayers (RW), 1996-2008	48	5	8	13	20

All-Time Playoff Roster

NO.	NAME AND POSITION	GP	G	PLAYOFFS		
				A	TP	PIM
9, 18	Jay McClement (C), 2005-Present	4	0	0	0	4
19	Chris McApine (D), 1996-2000	27	0	1	1	18
15	Bill McCreary (LW), 1967-71	48	6	16	22	14
20	Ab McDonald (LW), 1968-71	28	7	11	18	23
10	Andy McDonald (LW), 2007-Present	4	1	3	4	0
30	Peter McDuffe (G), 1971-72	1	0	0	0	0
74, 77	Jay McKee (D), 2006-2009	4	0	0	0	4
10	Tony McKegney (LW), 1987-89	12	3	7	10	8
17	Don McKenney (C), 1967-68	6	1	1	2	2
29	Jamie McLennan (G), 1997-2000	2	0	0	0	6
17	Basil McRae (LW), 1992-96	22	2	2	4	40
22	Rick Meagher (C), 1985-91	62	8	7	15	41
19	Scott Mellanby (RW), 2000-04	35	10	8	18	47
10, 19, 20	Wayne Merrick (C), 1972-76	7	1	2	3	2
12	Joe Micheletti (D), 1979-82	11	1	11	12	10
37	Kevin Miehm (C), 1992-94	2	0	1	1	0
29	Greg Millen (G), 1984-90	35	0	0	0	4
14	Kevin Miller (C), 1992-95	13	1	3	4	15
26, 27	Sergio Momesso (LW), 1988-91, 1996-97	25	5	7	12	93
41	Michel Mongeau (C), 1989-92	2	0	1	1	0
12	Dickie Moore (LW), 1967-68	18	7	7	14	15
10	George Morrison (LW), 1970-72	3	0	0	0	0
7	Joe Mullen (RW), 1979-86	20	9	11	20	4
17, 21	Joe Murphy (RW), 1996-98	6	1	1	2	10
14	Mike Murphy (RW), 1971-73	11	2	3	5	6
12, 47	Ladislav Nagy (LW), 1999-2001	6	1	1	2	0
9	Tyson Nash (LW), 1998-2003	23	3	2	5	52
27	Ric Nattress (D), 1985-87	24	1	4	5	26
93	Petr Nedved (C), 1993-94	4	0	1	1	4
28	Brian Noonan (RW), 1995-97	13	4	1	5	10
5	Jeff Norton (D), 1994-96	7	1	1	2	11
20, 23	Lee Norwood (D), 1985-86, 1991-93	20	2	8	10	64
12	Adam Oates (C), 1989-92	25	9	25	34	14
20	Gerry Odrowski (D), 1971-72	11	0	0	0	8
35	Christer Olsson (D), 1995-97	3	0	0	0	0
30	Chris Osgood (G), 2002-04	12	0	1	1	4
22	Danny O'Shea (C), 1971-73	15	0	2	2	38
21	Kevin O'Shea (RW), 1971-73	12	2	1	3	10
74	T.J. Oshie (C), 2008-Present	4	0	0	0	2
14, 19, 24, 27	Doug Palazzari (C), 1974-75, 1976-79	2	0	0	0	0
28	Greg Paslawski (RW), 1983-89	47	15	10	25	25
6	Larry Patey (C), 1975-84	35	8	9	17	51
27	Craig Patrick (RW), 1974-75	2	0	1	1	0
35	Jim Pavese (D), 1981-88	29	0	5	5	66
12, 27	Rob Pearson (RW), 1995-97	2	0	0	0	14
18,33,36,39	Scott Pellerin (LW), 1996-2000, 2003-04	31	1	2	3	22
20	Mike Peluso (LW), 1996-97	5	0	0	0	25
57	David Perron (LW), 2007-Present	4	1	1	2	4
7, 28	Ricard Persson (D), 1996-2000	22	1	3	4	44

Playoff History

All-Time Playoff Roster

NO.	NAME AND POSITION	PLAYOFFS				
		GP	G	A	TP	PIM
36	Robert Petrovicky (C), 1996-97	2	0	0	0	0
22	Jorgen Pettersson (LW), 1980-85	36	14	10	24	2
34	Michel Picard (LW), 1997-99	5	0	0	0	0
4, 12	Noel Picard (D), 1967-73	47	2	10	12	167
2	Dave Pichette (D), 1983-84	9	1	2	3	18
8	Barclay Plager (D), 1967-77	68	3	20	23	182
22, 23	Billy Plager (D), 1968-72	19	0	0	0	18
5	Bob Plager (D), 1967-78	74	2	17	19	195
1, 30	Jacques Plante (G), 1968-70	16	0	1	1	2
16	Pierre Plante (RW), 1972-77	14	2	0	2	31
25	Shjon Podein (LW), 2001-03	17	0	1	1	12
20	Rudy Poeschek (D), 1997-2000	2	0	0	0	6
46	Roman Polak (D), 2006-Present	4	0	0	0	0
25	Vitali Prokhorov (LW), 1992-95	4	0	0	0	0
44	Chris Pronger (D), 1995-2004	85	10	41	51	210
7	Dan Quinn (C), 1990-91	13	4	7	11	32
33	Stephane Quintal (D), 1991-93	13	1	2	3	14
29	Bruce Racine (G), 1995-96	1	0	0	0	0
25	Herb Raglan (RW), 1985-91	32	3	6	9	50
5	Rob Ramage (D), 1982-88	43	5	26	31	147
15	Marty Reasoner (C), 1998-2001	17	5	2	7	4
15, 33	Mark Reeds (RW), 1981-87	53	8	9	17	23
28	Todd Reirden (D), 1999-2001	5	0	1	1	0
25	Pascal Rheaume (C), 1997-2001, 2003-04	21	2	4	6	14
30	Vincent Riendeau (G), 1988-92	21	0	0	0	0
19	Stephane Richer (RW), 1999-2000	3	1	0	1	0
6, 20	Jamie Rivers (D), 1995-99, 2006-07	9	1	1	2	2
17	Phil Roberto (RW), 1971-75	16	9	7	16	33
12,15,21,22,37	David Roberts (LW), 1993-96	9	0	0	0	16
4, 44	Gordie Roberts (D), 1987-91	30	2	11	13	67
6, 26	Jim Roberts (D/RW), 1967-72, 1977-78	52	9	9	18	70
7	Cliff Ronning (C), 1986-89, 1990-91	16	2	5	7	2
22, 62	Martin Rucinsky (LW), 2002-03, 2006-08	7	4	2	6	4
42	Mark Rycroft (RW), 2001-02, 2003-06	3	0	0	0	2
11, 20	Gary Sabourin (RW), 1967-74	62	19	11	30	58
2	Lawrence Sacharuk (D), 1974-75	2	1	1	2	2
9	Frank St. Marseille (RW), 1967-73	62	19	24	43	16
27	Bryce Salvador (D), 2000-08	36	2	1	3	26
19	Derek Sanderson (C), 1975-77	3	1	0	1	0
49	Brian Savage (LW), 2003-04	5	1	1	2	0
8, 10	Ron Schock (C), 1967-69	24	2	4	6	6
18	Brit Selby (LW), 1970-72	1	0	0	0	0
19	Brendan Shanahan (LW), 1991-95	26	12	16	28	50
28	Brad Shaw (D), 1998-99	4	0	0	0	0
18	Mike Sillinger (C), 2003-06	5	3	1	4	6
33	Reid Simpson (LW), 2000-01	5	0	0	0	2
2	Rick Smith (D), 1975-77	3	0	1	1	4
5, 27	Harold Snepsts (D), 1989-91	19	0	3	3	50
31	Ed Staniowski (G), 1975-81	6	0	0	0	0

All-Time Playoff Roster

NO.	NAME AND POSITION	GP	PLAYOFFS			
			G	A	TP	PIM
26	Peter Stastny (C), 1993-95	4	0	0	0	2
20	Alex Steen (C), 2008-Present	4	0	1	1	0
1,25,30	Wayne Stephenson (G), 1971-74	3	0	0	0	0
2	Scott Stevens (D), 1990-91	13	0	3	3	36
20, 33	Bill Stewart (D), 1980-83	4	1	0	1	11
12, 61	Cory Stillman (LW), 2000-03	30	5	9	14	12
22	Bill Sutherland (C), 1970-72	1	0	0	0	0
11	Brian Sutter (LW), 1976-88	65	21	21	42	249
23	Rich Sutter (RW), 1989-93	42	6	4	10	73
22	Ron Sutter (C), 1991-94	6	1	3	4	8
33	Ken Sutton (D), 1995-96	1	1	10	11	30
17, 22	Jean-Guy Talbot (D), 1967-71	45	1	10	11	30
40	Dave Thomlinson (LW), 1989-91	9	3	1	4	4
15, 18	Floyd Thomson (LW), 1971-78, 1979-80	10	0	2	2	6
10	Esa Tikkanen (LW), 1994-96	7	2	2	4	20
20	Tom Tilley (D), 1988-91, 1993-94	14	1	3	4	19
7	Keith Tkachuk (LW), 2000-Present	41	8	17	25	64
9	Darren Turcotte (C), 1997-98	10	0	0	0	2
1	Roman Turek (G), 1999-2001	21	0	0	0	2
77	Pierre Turgeon (C), 1996-2001	50	14	31	45	12
9, 19	Perry Turnbull (C), 1979-84, 1987-88	13	5	3	8	29
35	Steve Tuttle (RW), 1988-91	17	1	6	7	2
18, 6	Tony Twist (LW), 1989-90, 1994-99	18	1	1	2	22
7	Garry Unger (C), 1970-79	31	11	14	25	72
7, 43	Mike Van Ryn (D), 2000-03	9	0	0	0	0
17, 36	Sergei Varlamov (LW), 2001-03	1	0	0	0	2
12,16,20,26	Gary Veneruzzo (W), 1967-68, 1971-72	9	0	2	2	2
5, 32	Alain Vigneault (D), 1981-83	4	0	1	1	26
1, 31	Ernie Wakely (G), 1969-72	10	0	0	0	0
28	Matt Walker (D), 2002-08	4	0	0	0	0
30	Rick Wamsley (G), 1984-88	14	0	0	0	0
43	Mike Weaver (D), 2008-Present	4	0	0	0	0
39	Doug Weight (C), 2001-06, 2007-08	22	8	10	18	12
6	Eric Weinrich (D), 2003-06	5	0	1	1	0
26	Jay Wells (D), 1995-96	12	0	1	1	2
36	Rob Whistle (D), 1987-88	1	0	0	0	0
14	Doug Wickenheiser (C), 1983-87	36	4	7	11	16
15	Brad Winchester (LW), 2008-Present	4	0	0	0	10
22	Richard G. Wilson (D), 1974-76	3	0	0	0	0
4, 34	Rik Wilson (D), 1981-86	22	0	4	4	23
18	Ron Wilson (C), 1989-93	36	3	6	9	58
29	Jeff Woywitka (D), 2005-2009	4	0	0	0	0
27	Terry Yake (C), 1997-2000	23	3	3	6	20
37	Harry York (C), 1996-98	5	0	0	0	2
48	Scott Young (RW), 1998-2002	44	19	16	35	22
9, 25	Peter Zedel (C), 1988-90, 1995-97	32	10	13	23	10
2, 4	Rick Zombo (D), 1991-95	24	0	3	3	37
21	Mike Zuke (C), 1978-83	26	6	6	12	12

Playoff History

All-Time Playoff Offensive Leaders

GAMES PLAYED

1	Brett Hull	102
2	Bernie Federko	91
3	Chris Pronger	85
4	Al MacInnis	82
5	Bob Plager	74
6	Barclay Plager	68
7	Gino Cavallini	67
8	Pavol Demitra	66
9	Brian Sutter	65
10	Terry Crisp	63

ASSISTS

1	Bernie Federko	66
2	Brett Hull	50
3	Al MacInnis	44
4	Chris Pronger	41
5	Doug Gilmour	38
6	Pierre Turgeon	31
7	Jeff Brown	28
8	Rob Ramage	26
9	Pavol Demitra	25
	Adam Oates	25

POINTS

1	Brett Hull	117
2	Bernie Federko	101
3	Al MacInnis	58
4	Doug Gilmour	55
5	Chris Pronger	51
6	Pierre Turgeon	45
7	Pavol Demitra	43
	Frank St. Marseille	43
9	Brian Sutter	42
10	Jeff Brown	38

PENALTY MINUTES

1	Brian Sutter	249
2	Chris Pronger	210
3	Bob Plager	195
4	Barclay Plager	182
5	Noel Picard	167
6	Rob Ramage	147
7	Charlie Bourgeois	143
8	Dave Lowry	112
9	Al MacInnis	102
10	Kelly Chase	100

GOALS

1	Brett Hull	67
2	Bernie Federko	35
3	Red Berenson	21
	Brian Sutter	21
5	Gary Sabourin	19
	Frank St. Marseille	19
	Scott Young	19
8	Pavol Demitra	18
9	Doug Gilmour	17
10	Larry Keenan	15
	Greg Paslawski	15

All-Time Playoff Goaltending Roster

NO.	NAME	GOALTENDERS				
		W-L	GP	PLAYOFFS		
				MINs	GA	AVG
40	Fred Brathwaite, 2001-03	0-0	1	1	0	0.00
30	Jacques Caron, 1971-73	4-7	12	639	34	3.19
30	Jon Casey, 1994-1997	6-7	14	777	38	2.93
30	John Davidson, 1973-75	0-1	1	60	4	4.00
30, 50	Reinhard Divis, 2001-Present	0-0	1	18	0	0.00
31	Grant Fuhr, 1995-99	15-14	31	1,832	73	2.39
1	Glenn Hall, 1967-71	12-18	31	1,843	80	2.60
29, 31	Glen Hanlon, 1981-83	0-2	3	109	9	4.95
29, 40	Guy Hebert, 1991-93	0-0	1	2	0	0.00
30, 31	Rick Heinz, 1980-85	0-0	1	8	1	7.50
1	Pat Jablonski, 1989-92, 1995-96	0-0	3	90	5	3.33
1, 35	Brent Johnson, 1998-99, 2000-04	5-6	12	652	20	1.84
1	Eddie Johnston, 1974-78	0-3	4	198	14	4.24
31	Curtis Joseph, 1989-95	16-16	34	2,059	107	3.12
1	Mike Liut, 1979-85	17-20	39	2,326	133	3.43
30	Seth Martin, 1967-68	0-0	2	73	5	4.11
50	Chris Mason, 2008-Present	0-4	4	256	10	2.34
30	Peter McDuffe, 1971-72	0-1	1	60	7	7.00
29	Jamie McLennan, 1997-00	0-1	2	51	1	1.18
29	Greg Millen, 1984-90	17-17	35	2,145	113	3.16
30	Chris Osgood, 2002-2004	4-8	12	704	29	2.47
1, 30	Jacques Plante, 1968-70	12-3	16	913	22	1.45
29	Bruce Racine, 1995-96	0-0	1	1	0	0.00
30	Vincent Riendeau, 1988-92	9-11	21	1,084	59	3.27
31	Ed Staniowski, 1975-81	1-4	6	308	16	3.12
1, 25, 30	Wayne Stephenson, 1971-74	1-2	3	160	14	5.25
1	Roman Turek, 1999-01	12-9	21	1,323	50	2.27
1, 31	Ernie Wakely, 1969-72	2-6	10	509	37	4.36
30	Rick Wamsley, 1984-88	5-9	14	809	49	3.63

Playoff History

All-Time Playoff Goaltending Leaders

GAMES PLAYED

1	Mike Liut	39
2	Greg Millen	35
3	Curtis Joseph	34
4	Grant Fuhr	31
	Glenn Hall	31
6	Roman Turek	21
	Vincent Riendeau	21
8	Jacques Plante	16
9	Rick Wamsley	14
	Jon Casey	14

WINS

1	Mike Liut	17
	Greg Millen	17
3	Curtis Joseph	16
4	Grant Fuhr	15
5	Glenn Hall	12
	Jacques Plante	12
	Roman Turek	12
8	Vincent Riendeau	9
9	Jon Casey	6
10	Brent Johnson	5
	Rick Wamsley	5

SHUTOUTS

1	Jacques Plante	4
2	Grant Fuhr	3
	Brent Johnson	3
4	Curtis Joseph	2
5	Jon Casey	1
	Glenn Hall	1
	Mike Liut	1
	Chris Osgood	1
	Vincent Riendeau	1
	Ernie Wakely	1

MINUTES PLAYED

1	Mike Liut	2,326
2	Greg Millen	2,145
3	Curtis Joseph	2,059
4	Glenn Hall	1,843
5	Grant Fuhr	1,832
6	Roman Turek	1,323
7	Vincent Riendeau	1,084
8	Jacques Plante	913
9	Rick Wamsley	809
10	Jon Casey	777

*GOALS-AGAINST AVERAGE

1	Grant Fuhr	2.39
2	Glenn Hall	2.60
3	Curtis Joseph	3.12
4	Greg Millen	3.16
5	Mike Liut	3.43

*Minimum 25 Games Played

All-Time Playoff Overtime Games

ST. LOUIS BLUES ALL-TIME PLAYOFF OVERTIME BREAKDOWN VERSUS NHL

VERSUS	HOME		ROAD		OVERALL	
	GP	W-L	GP	W-L	GP	W-L
Boston	0	0-0	1	0-1	1	0-1
Buffalo	0	0-0	2	0-2	2	0-2
Calgary	1	1-0	0	0-0	1	1-0
Chicago	4	4-0	1	0-1	5	4-1
Colorado	2	1-1	1	0-1	3	1-2
Dallas/Minnesota	10	8-2	6	2-4	16	10-6
Detroit	2	1-1	3	2-1	5	3-2
Montreal	1	0-1	1	0-1	2	0-2
Philadelphia	2	1-1	0	0-0	2	1-1
Phoenix	0	0-0	3	2-1	3	2-1
Pittsburgh	1	1-0	0	0-0	1	1-0
San Jose	1	1-0	1	0-1	2	1-1
Toronto	3	2-1	5	2-3	8	4-4
Vancouver	2	0-2	0	0-0	2	0-2
Totals	29	20-9	24	8-16	53	28-25

Playoff History

All-Time Playoff Overtime Games

OVERTIME GAMES		VERSUS	SCORE	RESULT	GWG	TIME OF GOAL
YEAR	DATE					
2009	4/21	Vancouver	2-3	L	Burrows	19:41
2004	4/8	@ San Jose	0-1	L	Dimitrakos	9:16
2001	5/21	@ Colorado	1-2	L	Sakic	:24
	5/18	Colorado	3-4	L	Yelle	4:23
	5/16	Colorado	4-3	W	Young	30:27
	5/1	Dallas	3-2	W	Stillman	29:26
	4/19	San Jose	3-2	W	Salvador	9:54
1999	5/17	Dallas	1-2	L	Modano	2:21
	5/12	Dallas	3-2	W	Turgeon	5:52
	5/10	Dallas	3-2	W	Demitra	2:43
	5/8	@ Dallas	4-5	L	Nieuwendyk	8:22
	5/4	@ Phoenix	1-0	W	Turgeon	17:59
	4/30	@ Phoenix	2-1	W	Young	5:43
	4/24	@ Phoenix	3-4	L	Doan	8:58
1998	5/12	Detroit	2-3	L	Shanahan	31:12
1996	5/16	@ Detroit	0-1	L	Yzerman	21:15
	5/8	Detroit	5-4	W	Kravchuk	3:23
	4/25	@ Toronto	4-5	L	Gartner	7:31
	4/21	Toronto	3-2	W	Anderson	1:24
	4/18	@ Toronto	4-5	L	Sundin	4:02
1995	5/15	Vancouver	5-6	L	Ronning	1:48
1994	4/22	Dallas	4-5	L	P. Cavallini	8:34
1993	5/5	@ Toronto	2-1	W	Brown	23:03
	5/3	@ Toronto	1-2	L	Gilmour	23:16
	4/25	Chicago	4-3	W	Janney	10:43
1992	4/22	Chicago	5-4	W	Hull	23:33
1990	4/8	@ Toronto	6-5	W	Momesso	6:04

All-Time Playoff Overtime Games

OVERTIME GAMES		VERSUS	SCORE	RESULT	GWG	TIME OF GOAL
YEAR	DATE					
1989	4/20	Chicago	5-4	W	Hrkac	33:49
	4/6	Minnesota	4-3	W	Meagher	5:30
	4/5	Minnesota	4-3	W	Hull	11:55
1987	4/9	Toronto	2-3	L	Lanz	10:17
1986	5/12	Calgary	6-5	W	Wickenheiser	7:30
	4/26	Toronto	4-3	W	Reeds	7:11
1984	4/22	@ Minnesota	3-4	L	Payne	6:00
	4/13	@ Minnesota	4-3	W	Gilmour	16:16
	4/8	@ Detroit	3-2	W	Pettersson	2:42
	4/7	@ Detroit	4-3	W	Reeds	37:07
1982	4/21	Chicago	3-2	W	Federko	3:28
1981	4/14	Pittsburgh	4-3	W	Crombeen	25:16
1980	4/8	@ Chicago	2-3	L	Lecuyer	12:34
1976	4/8	@ Buffalo	1-2	L	Luce	14:27
	4/6	@ Buffalo	2-3	L	Gare	11:43
1972	4/15	@ Minnesota	2-1	W	K. O'Shea	10:07
	4/6	@ Minnesota	5-6	L	Goldsworthy	1:36
1970	5/10	@ Boston	3-4	L	Orr	:40
1968	5/9	@ Montreal	3-4	L	Rousseau	1:13
	5/5	Montreal	2-3	L	Lemaire	1:41
	5/3	Minnesota	2-1	W	Schock	22:50
	4/29	Minnesota	3-2	W	McCreary	17:27
	4/27	Minnesota	4-3	W	Sabourin	1:32
	4/22	@ Minnesota	2-3	L	MacDonald	3:41
	4/16	Philadelphia	1-2	L	Blackburn	11:18
	4/10	Philadelphia	3-2	W	Keenan	4:10



2009-10 MISCELLANEOUS INFORMATION





NHL Directory

New York 1185 Avenue of the Americas
New York, NY 10036
212-789-2000
Fax: 212-789-2020
Communications Fax: 212-789-2080

Toronto 50 Bay Street
11th Floor
Toronto, Ontario, M5J 2X8
416-359-7900
Communications Fax: 416-981-2769

Montréal 1800 McGill College Avenue
Suite 2600
Montréal, Québec, H3A 3J6
514-841-9220
Fax: 514-841-1070

Executive

Commissioner Gary B. Bettman
Deputy Commissioner William Daly
Chief Operating Officer John Collins
Senior Executive Vice President
of Hockey Operations Colin Campbell



Gary B. Bettman



William Daly

Communications

Senior Vice President, Public Relations &
Media (Toronto) Gary Meagher
Senior Vice President, Corporate
Communications Bernadette Mansur
Group Vice President,
Public Relations Frank Brown
Vice President, Public Relations &
Player Development Jamey Horan
Statistician and Information Officer
(Toronto) Benny Ercolani
Senior Director, News Services Greg Inglis
Director, Media Relations John Dellapina

Director, Public Relations
(Toronto) Julie Young
Senior Publicist, Corporate
Communications Kerry McGovern
Senior Manager, Public Relations
(Toronto) David Keon
Manager, Public Relations ... Schuyler Baehman
Manager, Public Relations
(Toronto) Jennifer Raimondi
Assistant, Public Relations Celeste Velasco



NHL On-Ice Officials

REFEREES

<u>Name</u>	<u>Sweater #</u>
Auger, Stephane	15
*Banfield, David	44
*Charron, Frances	46
*Ciamaga, Chris	41
Devorski, Paul	10
Dwyer, Gord	19
Fraser, Kerry	2
Furlatt, Eric	27
Hasenfratz, Mike	30
*Hebert, Ghislain	49
Jackson, Dave	8
Joannette, Marc	25
Kimmerly, Greg	18
Kowal, Tom	32
Kozari, Steve	40
*L'Ecuyer, Frederick	48
Larue, Dennis	14
Lee, Chris	28
Leggo, Mike	3
Marouelli, Dan	6
Martell, Rob	26
McCauley, Wes	4
McCreary, Bill	7
Meier, Brad	34
Morton, Dean	36
O'Halloran, Dan	13
O'Rourke, Dan	9
Peel, Tim	20
Pochmara, Brian	43
Pollock, Kevin	33
*Rehman, Kyle	37
Rooney, Chris	5
*St-Laurent, Francois	38
St. Pierre, Justin	45
Sutherland, Kelly	11
Van Massenhoven, Don	21
Walsh, Ian	29
Watson, Brad	23

LINESMEN

<u>Name</u>	<u>Sweater #</u>
Amell, Derek	75
Barton, Steve	59
Brisebois, David	96
Cameron, Lonnie	74
Champoux, Pierre	67
Cherrey, Scott	50
Cormier, Michel	76
Cvik, Mike	88
Devorski, Greg	54
Driscoll, Scott	68
Galloway, Ryan	82
Gibbs, Darren	66
Henderson, Don	91
Heyer, Shane	55
Kovachik, Brad	71
Lazarowich, Brad	86
Mach, Brian	78
McElman, Andy	90
Miller, Steve	89
Morin, Jean	97
Murphy, Brian	93
Murray, Jonny	95
Nansen, Derek	70
Nelson, Thor	80
Nowak, Tim	77
*Pancich, Bryan	94
Paré, Mark	79
Racicot, Pierre	65
Rody, Vaughan	73
Schachte, Dan	52
Seitz, Lyle	61
Sericolo, Anthony	84
Sharrers, Jay	57
Shewchyk, Mark	92
Wheler, Mark	56

*minor league official

NHL Critical Dates 2009-10

(subject to change)

September

- 5 Opening Day of Rookie Camp
- 12 Opening Day of NHL Training Camps
- 14 Pre-season schedule begins
- 14 Kraft Hockeyville Game - NY Islanders vs. Vancouver Canucks (Terrace, B.C.)
- 28 Victoria Cup - Chicago Blackhawks vs. HC Davos (Zurich, Switzerland)
- 28 NHL Premiere Challenge (pre-season) Florida Panthers vs. Tappara Tampere (Tampere, Finland)
- 29 Victoria Cup - Chicago Blackhawks vs. Zurich Lions (Zurich, Switzerland)
- 29 NHL Premiere Challenge (pre-season) St. Louis Blues vs. Linköping (Linköping, Sweden)
- 30 NHL Premiere Challenge (pre-season) Detroit Red Wings vs. Farjestad (Karlstad, Sweden)
- 30 NHL Premiere Challenge (pre-season) Florida Panthers vs. Jokerit (Helsinki, Finland)
- 30 Opening Day Playing Rosters set (3:00 p.m. ET)

October

- 1 Hockey Fights Cancer Awareness Month
- 1 Opening Night - 92nd NHL Regular Season begins
- 1 San Jose @ Colorado - Joe Sakic's number #19 retired
- 2 NY Rangers at Pittsburgh (Stanley Cup Banner raised)
- 2 NHL Premiere - Chicago Blackhawks vs. Florida Panthers (Helsinki, Finland)
- 2 NHL Premiere - Detroit Red Wings vs. St. Louis Blues (Stockholm, Sweden)
- 3 NHL Premiere - Chicago Blackhawks vs. Florida Panthers (Helsinki, Finland)
- 3 NHL Premiere - Detroit Red Wings vs. St. Louis Blues (Stockholm, Sweden)
- 3 All 30 teams in action
- 24 All 30 teams in action

November

- 4-7 U20 4 Nations Cup
- 7 Hockey Hall of Fame Game (Detroit Red Wings at Toronto Maple Leafs)
- 8 Hockey Hall of Fame Legends Game (Canada vs. World)
- 9 Hockey Hall of Fame Induction Ceremony (Toronto, ON)
Inductees: Brett Hull, Brian Leetch, Luc Robitaille,
Steve Yzerman (Player category);
Lou Lamoriello (Builder category)

December

- 1 Signing deadline for Group 2 free agents
- 19-27 Holiday Roster Freeze in effect. For all players on an NHL active roster, injured reserve, or players with non-roster and injured non-roster status as of midnight, local time, December 19, a roster freeze shall apply through midnight local time December 27, with respect to waivers, trades and loans, subject to the exceptions provided for in CBA Article 16.10.
- 24-25 No scheduled practices - dressing rooms closed
- 26-1/5 IIHF World U20 Championship (Saskatoon & Regina, Canada)

January

- 1 2010 Bridgestone NHL Winter Classic - Philadelphia at Boston (Fenway Park, Boston)
- 17 NHL on NBC (game of the week coverage begins)
- 29-31 Hockey Weekend Across America (USA Hockey)
- 30 CBC's Hockey Day in Canada (Host: Stratford, ON)
Montreal at Ottawa, Vancouver at Toronto, Edmonton at Calgary

February

- 1 Hockey is for Everyone Month
- 14 Last NHL games before Olympic break
- 15-23 2010 Winter Olympic Break: No scheduled practices - dressing rooms closed
- 16 Olympic Hockey tournament begins (Vancouver, Canada)
- 22 30th Anniversary of 'Miracle on Ice' game (1980)
- 26 Olympic Bronze medal game
- 28 Olympic Gold medal game

March

- 1 NHL Regular season resumes after Olympic break
- 3 Trade deadline (3:00 p.m. ET)

April

- 8-10 NCAA Frozen Four (Ford Field, Detroit)
- 11 Last day of 2009-2010 regular season
- 13-23 IIHF U18 World Championship (Mogilev & Bobruisk, Belarus)
- 14 Stanley Cup Playoffs begin

May

- 1-9 2010 Royal Bank Cup (Dauphin, MB)
- 7-23 IIHF World Championship (Mannheim & Gelsenkirchen, Germany)
- 14-23 2010 Mastercard Memorial Cup (Brandon, MB)
- 24-29 NHL Combine (Toronto, ON)

June

- 18 Last possible day for 2009 Stanley Cup Final
- TBA Deadline for first club-elected salary arbitration (later of June 15 or 48 hours after the conclusion of the Stanley Cup Final, 5:00 p.m. ET)
- TBA 2010 NHL Awards (Las Vegas, Nevada)
- TBA NHL Entry Draft (Location: TBA)

July

- 1 Free Agency period begins
- 5 Deadline for player-elected salary arbitration notification (5:00 p.m. ET)
- 6 Deadline for club-elected salary arbitration notification (5:00 p.m. ET)
- 20-8/4 Salary arbitration hearings held

August

- 6 Deadline for salary arbitration decisions to be rendered



Hockey Operations

Order of Selection for 2010 Entry Draft

The NHL's annual Draft Drawing is a weighted lottery system to determine the order of selection for the first 14 picks of the 2010 Entry Draft.

The 14 teams that did not qualify for the Stanley Cup Playoffs, or clubs that acquired those clubs' 2010 first-round draft picks, participate in the Drawing.

The Club selected in the drawing may not move up more than four positions in the draft order, thus only the five Clubs with the fewest regular-season points have the opportunity to receive the first overall selection.

No Club can move down more than one position as a result of the Draft Drawing.

In the first round of the 2010 Entry Draft, the order of selection is as follows:

- a) The first 14 selections, as determined by the Draft Drawing (see above);
- b) Clubs eliminated in the first two rounds of the 2010 Stanley Cup Playoffs, regular-season division winners excluded, in inverse order of points;
- c) Regular-season division winning clubs eliminated in the first two rounds of the 2010 Stanley Cup Playoffs, in inverse order of points;
- d) Clubs eliminated in the 2010 Conference Finals, in inverse order of points;
- e) Stanley Cup Finalist
- f) Stanley Cup champion

In the second and subsequent rounds the order of selection is as follows:

- a) Non-playoff clubs in inverse order of points;
- b) Clubs eliminated in the first two rounds of the 2010 Stanley Cup Playoffs, regular-season division winners excluded, in inverse order of points;
- c) Regular-season division winning clubs eliminated in the first two rounds of the 2010 Stanley Cup Playoffs, in inverse order of points;
- d) Clubs eliminated in the 2010 Conference Finals, in inverse order of points;
- e) Stanley Cup Finalist
- f) Stanley Cup champion

Eligibility for Claim

- a) All Players age 18 or older are eligible for claim in the Entry Draft, except:
 - i. a Player on the Reserve List of a Club, other than as a try-out;
 - ii. a Player who has been claimed in two prior Entry Drafts;
 - iii. a Player who previously played in the League and became a Free Agent pursuant to this Agreement;
 - iv. a Player age 21 or older who: (A) has not been selected in a previous Entry Draft and (B) played hockey for at least one season in North America when he was age 18, 19, or 20 and shall be eligible to enter the League as an Unrestricted Free Agent pursuant to Article 10.1(d); and 18
 - v. a Player age 22 or older who has not been selected in a previous Entry Draft and shall be eligible to enter the League as an Unrestricted Free Agent pursuant to Article 10.1(d).

Unsigned Draft Choices

- a) A player aged 18 or 19 who was selected in the first three rounds of the Entry Draft and who was not signed by his NHL Club may not be retained by the Club and must be returned to his junior Club no later than the day prior to the opening of the NHL regular season.



Hockey Operations (Continued)

- b) A player aged 18 or 19 who was selected in the fourth or subsequent rounds who has not been signed by his NHL Club may not be retained by his Club and must be returned to his junior Club no later than the fourth day prior to the opening of the NHL regular season.

Entry Level Players

1. Players 18 through 21 years of age when signing their first contract must remain in the entry-level system for a period of three years; players age 22 and 23 when signing their first contract are in the entry level system for two years; while those age 24 when first under contract are in the entry level system for one year. Age is defined as the player's age on September 15 of the calendar year in which he signs the contract, regardless of his actual age on the date he signs such contract.
2. In the event that a signed 18 or 19-year-old player does not play a minimum of 10 NHL games (regular season and/or playoffs) in his first season under contract, the term of his player contract and his number of years in the entry level system will be extended for a period of one year. The exception to this is a 19-year-old player who turns 20 years of age between September 16 and December 31 in his first contract year.
3. In the event that a player signs his first contract at age 18 and has had his Player Contract extended for one season already, and such player does not play at least 10 NHL games (regular season and/or playoffs) in the second season under that player's Player Contract, then the term of his Player Contract and his number of years in the Entry Level System shall be extended for one additional year.

23-Man Roster

There may be a maximum of 23 players on each Club's playing roster at any one time from the commencement of the NHL regular season through the trade deadline. Prior to the start of the season, each Club must submit to the NHL its "Opening Day Playing Roster" which shall be comprised of not more than 23 players. Each Club must have a roster of at least 20 players, composed of 18 skaters and two goaltenders. Players on Injured Reserve do not count in the 23-Man Roster limit.

Injured Reserve List

In the event that a player is injured and a Club wishes to place him on the Injured Reserve List, the Club must follow these procedures.

1. A Club may place a player on the injured reserve list if such player is injured, disabled or ill and unable to perform his duties as a hockey player after having passed the Club's initial physical examination in that season.
2. A player who has an injury that renders him physically unable to play for a minimum of seven days after that date of the injury can be placed on the Club's Injured Reserve List. Once a player is placed on the injured reserve, the Club may replace said player on its NHL roster with another player. All determinations that a player has suffered an injury warranting injured reserve status must be made by the Club's medical staff and in accordance with the Club's medical standards.
3. A player placed on Injured Reserve is ineligible to compete in NHL games for a period of not less than seven days from the date of injury.
4. Players on Injured Reserve may attend Club meetings and meals, travel with the Club and participate in practice sessions.
5. Players on Injured Reserve are prohibited from appearing in games, participating in pre-game warm-ups with their Clubs, or dressing in game uniforms on game days.

Regular Season Waivers

For purposes of Regular Waivers and Re-Entry Waivers, the five (5) year exemption for an 18 year old skater and the four (4) year exemption for a 19 year old skater shall both be reduced to three (3) years commencing the first season that the 18 or 19 year old skater plays in eleven (11) NHL Games or more. The next two (2) seasons, regardless of whether the skater plays any NHL Games in either season, shall count as the second and third years toward satisfying the exemption. For purposes of Regular Waivers and Re-Entry Waivers, the six (6) year exemption for an 18 year old goalie and the five (5) year exemption for a 19 year old goalie shall both be reduced to four (4) years commencing the first season that the 18 or 19 year old goalie plays in eleven (11) NHL Games or more. The next three (3) seasons, regardless of whether the goalie plays any NHL Games in any of those three (3) seasons, shall count as the next three (3) years toward satisfying the exemption.



The first season in which a Player who is age 20 or older plays in one (1) or more Professional Games shall constitute the first year for calculating the number of years he is exempt from Regular Waivers and Re-Entry Waivers.

A Player 25 years old or older who plays in one (1) or more Professional Games in any season shall be exempt from Regular Waivers and Re-Entry Waivers for the remainder of that season.

Tie-Breaking Procedures

At the conclusion of the regular season, the standing of the teams in each Conference shall be determined in accordance with the following priorities in the order listed:

- First place in each of the three (3) divisions seeded 1, 2, and 3.
- The higher number of points earned by the Club.
- The greater number of games won by the Club.
- The higher number of points earned in games against each other among two (2) or more Clubs having equal standing under priority (b) and (c) **
- The greater differential between goals scored for and against by Clubs having equal standing under priority (d).

** NOTE: For the purpose of determining standing under priority (d) for two or more tied Clubs that have not played an even number of games with one or more of the other tied Clubs, the first game played in the city that has the extra game (the "odd game") shall not be included. When more than two Clubs are tied, the percentage of available points earned in games among each other (and not including any "odd games") shall be used to determine standing.

Hockey Operations Critical Dates

Sept. 27	18 and 19 year old unsigned draft choices claimed in fourth or subsequent rounds of the NHL Entry Draft and unclaimed unsigned players must be returned to their Junior clubs	June 1	Deadline for making Bona Fide Offers to prior year's NHL Entry Draft picks (5:00 p.m. ET)
		TBA	Deadline for first club-elected salary arbitration (later of June 15 or 48 hours after the conclusion of the Stanley Cup Final, 5:00 p.m. ET)
Sept. 30	Opening Day Playing Rosters set (3:00 p.m. ET)		
Sept. 30	18 and 19 year old unsigned draft choices claimed in the first three (3) rounds of the NHL Entry Draft must be returned to their Junior clubs	July 1	Free Agency period begins
		July 5	Deadline for player-elected salary arbitration (5:00 p.m. ET)
Dec. 1	Signing deadline for Group 2 free agents (5:00 p.m. ET)	July 6	Deadline for club-elected salary arbitration (5:00 p.m. ET)
Dec. 19-27	Holiday Roster Freeze in effect. For all players on an NHL active roster, injured reserve, or players with non-roster and injured non-roster status as of midnight, local time, December 19, a roster freeze shall apply through midnight local time December 27, with respect to waivers, trades and loans, subject to the exceptions provided for in CBA Article 16.10.	July 15	Qualifying offers expire automatically (5:00 pm. ET)
		July 20 – Aug. 4	Salary arbitration hearings held
		Aug. 6	Deadline for salary arbitration decisions to be rendered
Dec. 24-25	No scheduled practices - dressing rooms closed		
Feb. 15-23	Olympic Break - No scheduled practices or mandatory team events – dressing rooms closed		
March 3	Trade deadline (3:00 p.m. ET)		



How to Figure...

**** NOTE:** No individual skater/goaltender statistics apply for the shootout

Assist	An assist is awarded to the player or players (maximum of two) who touched the puck prior to the goal, provided no defender plays or possesses the puck in between.
Game Played	A player receives credit for playing in a game if: i) he steps on the ice during time played or; ii) serves any penalty.
Game-Winning Goal . . .	After the final score has been determined, the goal which leaves the winning Club one goal ahead of its opponent is the game-winning goal (example: if Team A beats Team B 8-3, the player scoring the fourth goal for Team A receives credit for the game-winning goal).
Goal	A goal is awarded to the last player on the scoring Club to touch the puck prior to the puck entering the net.
Goals-Against Average . .	Multiply goals allowed (GA) by 60 and divide by minutes played (MINS).
Goaltender	A goaltender receives a "W" for a win in regulation, overtime or shootout; an "L" for a loss in regulation; or an "OT" for a loss in overtime or shootout.
Penalty-Killing Pct. . . .	Subtract total number of power-play goals allowed from total number of shorthanded situations to get total number of power-plays killed. Divide the total number of power-plays killed by the total number of shorthanded situations.
Plus-Minus	A player receives a "plus" if he is on the ice when his Club scores an even-strength or shorthand goal. He receives a "minus" if he is on the ice for an even-strength or shorthand goal scored by the opposing Club. The difference in these numbers is considered the player's plus-minus statistic.
Power-Play Goal	A goal scored by a Club while it has a manpower advantage due to an opponent's penalty. Following are some examples of what is and is not considered a power-play goal: <ul style="list-style-type: none"> • if a Club has an advantage on a minor penalty starting at 2:02 of the period and it scores at 4:02, the goal is not a power-play goal. • if a Club scores on a delayed penalty, the goal is not a power-play goal.



- if a Club has an advantage due to a five-minute major or match penalty, that Club is always credited with having one more advantage than the number of power-play goals it scores during that advantage, because the penalty does not expire. A new advantage begins after each power-play goal. For example, if Team A scores three goals during a major penalty, it is credited with four advantages.
- if a Club is on a power-play for any length of time, it is considered to have had an advantage.
- if a minor penalty is incurred by a Club on a power-play due to a major penalty, a new advantage is given to that Club when its minor penalty expires, provided the opponent's major penalty is still in effect.

Power-Play Percentage Total number of power-play goals divided by total number of power-play opportunities.

Save Percentage Subtract goals allowed (GA) from shots against (SA) to determine saves. Then divide saves by shots-against.

Shooting Percentage Divide the number of goals scored by the number of shots taken.

Shorthand Goal A goal scored by a Club while it is at a manpower disadvantage. The same cases apply for shorthand as for power-play goals, but in the opposite manner.

Shot on Goal If a player shoots the puck with the intention of scoring and if that shot would have gone in the net had the goaltender not stopped it, the shot is recorded as a "shot on goal".

Shutout If two goaltenders combine for a shutout, neither receives credit for the shutout. Instead it is recorded as a Club shutout.

Tenths of a Second If a penalty or goal occurs in the last minute, the time is rounded off to the previous second (ex: if a penalty is called with 12.4 seconds left in a period, the time is indicated as 19:47 and not 19:48.)

Coaches Record A coach receives a "W" for a win in regulation, overtime or shootout; an "L" for a loss in regulation; or an "OT" for a loss in overtime or shootout.



Medical Glossary

Information courtesy of the Philadelphia Flyers.

Abduction: Movement of a joint away from the center of the body.

AC Joint (Acromioclavicular joint): Joint of the shoulder where acromion process of the shoulder blade and the distal end of the collarbone meet; most shoulder separations occur at this point.

Adduction: Movement of a joint toward the center of the body.

Adhesion: Abnormal adherence of collagen fibers to surrounding structures during immobilization following trauma or as a complication of surgery which restricts normal elasticity of the structures involved; or scar tissue which forms after trauma or surgery which can restrict normal motion.

Aerobic: Exercise in which energy needed is supplied by oxygen inspired and is required for sustained periods of vigorous exercise with a continually high pulse rate.

Anabolic Steroids: Steroids that promote tissue growth by creating protein in an attempt to enhance muscle growth. The main anabolic steroid is testosterone (male sex hormone).

Anaerobic: Exercise without the use of oxygen as an energy source; short bursts of vigorous exercise.

Anterior Cruciate Ligament (ACL): A primary stabilizing ligament within the center of the knee joint that prevents hyperextension and excessive rotation of the joint. A complete tear of the ACL necessitating reconstruction could require up to 12 months of rehabilitation.

AntiInflammatory: Any agent which prevents inflammation, such as aspirin or ibuprofen.

Arteriogram: A film demonstrating arteries after injection of a dye.

Arthrogram: Xray technique for joints using air and/or dye injected into the affected area; useful in diagnosing meniscus tears of the knee and rotator cuff tears of the shoulder.

Arthroscope: An instrument used to visualize the interior of a joint cavity.

Arthroscopy: A surgical examination of the internal structures of a joint by means of observation through an arthroscope. An arthroscopic procedure can be used to remove or repair damaged tissue or as a diagnostic procedure in order to inspect the extent of any damage or confirm a diagnosis.

Atrophy: To shrivel or shrink from disuse; as in muscular atrophy.

Baker's Cyst: Localized swelling of a bursa sac in the back of the knee as a result of fluid that has escaped from the knee capsule. A Baker's cyst indicates that there is a trauma inside the knee joint that leads to excessive fluid production.

Bone Scan: An imaging procedure in which a radioactively labeled substance is injected into the body to determine the status of a bone injury. If the radioactive substance is taken up by the bone at the injury site, the injury will show as a 'hot spot' on the scan image. The bone scan is particularly useful in the diagnosis of stress fractures.

Bursa: A fluid-filled sac located in areas where friction is likely to occur. The bursa sac minimizes the friction, for example, between a tendon and bone.



Cartilage: Smooth, slippery substance preventing two ends of bones from rubbing together and grating. Most joints use this to cover bones next to each other. A meniscus is made of cartilage.

CAT Scan (Computerized Tomography): Use of a computer to produce a cross-sectional view of the anatomical part being investigated from xray data.

Chondromalacia: Roughening of the articular cartilage. Best known for the roughening of the underside of the kneecap, which can occur in any kneecap injury.

Clavicle: Collarbone; the bone connecting the breastbone with the shoulder blade.

Closed Reduction - Re-alignment of a fracture or dislocation without surgery.

Coccyx: The 'tailbone,' a group of four vertebrae that are fused together to form a small triangular bone, located at the terminal end of the spine.

Concussion: Jarring injury of the brain resulting in dysfunction. It can be graded as mild, moderate or severe, depending on loss of consciousness, amnesia and loss of equilibrium.

Contusion: An injury to a muscle and tissues caused by a blow from a blunt object.

Corticosteroids: Used to suppress joint inflammation and inflammation in a bursa or near tendons.

Cryotherapy: A treatment with the use of cold.

Cyst: Abnormal sac containing liquid or semisolid matter.

Degenerative Joint Disease: Changes in the joint surfaces as a result of repetitive trauma and 'wear and tear'.

Deltoid Ligament: Ligament that connects the tibia to bones of the medial aspect of the foot and is primarily responsible for stability of the ankle on the medial side. Is sprained less frequently than other ankle ligaments.

Deltoid Muscle: Muscles at the top of the arm, just below the shoulder, responsible for shoulder motions in the front, side and back.

Disc, Intervertebral: A flat, rounded plate between each vertebrae of the spine. The disc consists of a thick fiber ring which surrounds a soft gellike interior. It functions as a cushion and shock absorber for the spinal column.

Dislocation: Complete displacement of joint surfaces.

Electromyogram (EMG): Test to determine nerve function.

Epicondylitis - Inflammation of tendons at the elbow due to overuse. Common in tennis players (outer part of elbow) and golfers (inner part of elbow)

Etiology: Study of the cause of injury and disease.

Extension: Action of straightening of a joint as achieved by an extensor muscle.

Fascia: A connective tissue sheath consisting of fibrous tissue and fat which unites the skin to the underlying tissue.

Fat Percentage: The amount of body weight that is adipose, fat tissue. Fat percentage can be calculated by underwater weighing, measuring select skinfold thickness or by analyzing electrical impedance.



Medical Glossary (Continued)

Femur: Thighbone; longest bone in the body.

Fibula: Smaller of the two bones in the lower leg; runs from the knee to the ankle along the outside of the lower leg.

Flexibility: The ability of muscle to relax and yield to stretch forces.

Fracture: Breach in continuity of a bone. Types of fractures include simple, compound, comminuted, greenstick, incomplete, impacted, longitudinal, oblique, open, stress or transverse.

Glenohumeral: The shoulder girdle; consists of the glenoid capsule, head of the humerus and labrum.

Glenoid: Cavity of the scapula into which the head of the humerus fits to form the shoulder girdle.

Glenoid Labrum: A rim of fibrocartilaginous tissue attached around the margin of the glenoid fossa.

Grade One Injury: A mild injury in which ligament, tendon or other musculoskeletal tissue may have been stretched, but not torn or otherwise disrupted.

Grade Two Injury: A moderate injury in which musculoskeletal tissue has been partially, but not totally torn, causing appreciable limitation in function of the injured tissue.

Grade Three Injury: A severe injury in which tissue loss has been significant, and in many cases, totally torn or otherwise disrupted, causing a virtual loss of function.

Groin: Junction of the thigh and abdomen, location of muscles that rotate, flex and adduct the hip.

Hammer Toe: Condition when the first digit of a toe is at a different angle than the remaining digits of the same toe.

Hamstring: Category of muscle that runs from the buttocks to the knee along the back of the thigh. It functions to flex the knee and is often times injured as a result of improper conditioning or lack of muscle flexibility.

Hemarthrosis: Accumulation of blood within a joint as a result of an acute injury.

Hematoma: Mass produced by an accumulation of coagulated blood in a cavity or in soft tissues.

High Ankle Sprain - Disruption of thick connective tissue between the tibia and fibula above the ankle joint.

Hip Pointer: Contusion to the iliac crest.

Hydrotherapy: Treatment using water.

Hyperextension: Extreme extension of a limb or body part.

Ice and Stimulation - Use of ice to reduce inflammation and muscle stimulation by surface electrodes to maintain muscle strength used in rehabilitation of injury.

Iliotibial Band: A thick, wide fascial layer that runs from the iliac crest to the knee joint on the outside of the thigh.

Inflammation: The body's natural response to injury in which the injury site might display various degrees of pain, swelling, heat, redness and/or loss of function.



Isometric Contraction: Muscular contraction in which tension is developed but no mechanical work is done.

Labrum (Labrum Glenoidale): The cartilage of the glenoid cavity in the shoulder. A lipelged or liplike structure.

Lateral Collateral Ligament (LCL): Ligament of the knee along the outer aspect that connects the femur to the fibula. It provides lateral stability to the joint.

Ligament: Band of fibrous tissue that connects bone to bone or bone to cartilage and supports and strengthens joints.

Magnetic Resonance Imaging (MRI): Imaging procedure in which a radio frequency pulse causes certain electrical elements of the injured tissue to react to this pulse and through this process a computer display and permanent film establish a visual image. MRI does not require radiation and is very useful in the diagnosis of soft tissue, disc and meniscus injuries.

Mandible - Jaw bone

Medial Collateral Ligament (MCL): Ligament of knee along the inner aspect that connects the femur to the tibia.

Meniscus: Crescent-shaped cartilage, usually pertaining to the knee joint; also known as cartilage. There are two menisci in the knee - medial and lateral. These work to absorb weight within the knee and provide stability.

Metacarpals: Five long bones of the hand, joining the fingers to the wrist.

Metatarsals: Five long bones of the foot, running from the ankle to the toes.

Myositis: Inflammation of a muscle.

Open Reduction - Re-alignment of a fracture or dislocation with surgery.

Orthotic: Any device applied to or around the body of physical impairment of disability. Commonly used to control foot mechanics.

Osteochondritis Dessicans: A piece of bone and/or cartilage loosened from its attachment after trauma and a cause of a lesion.

Osteomyelitis: An inflammatory disease of bone caused usually by infection with streptococcus or staphylococcus bacteria.

Patella: The kneecap. The patella functions to protect the distal end of the femur as well as increase the mechanical advantage and force generating capacities of the quadriceps muscle group.

Plantar Fasciitis: Inflammation of the plantar (a thick tissue on the bottom of the foot which helps create the arch) fascia; associated with overuse or acute foot injury.

Posterior Cruciate Ligament (PCL): A primary stabilizing ligament of the knee that provides significant stability and prevents displacement of the tibia backward within the knee joint. A complete tear of this ligament necessitating reconstruction could require up to 12 months of rehabilitation.

Quadricep Muscles: A group of four muscles of the front thigh that run from the hip and form a common tendon at the patella; they are responsible for knee extension.



Medical Glossary (Continued)

Radius: Bone in the forearm from elbow to the thumb side of the wrist.

Reconstruction: Surgical rebuilding of a joint using natural, artificial or transplanted materials.

Rotator Cuff: Comprised of four muscles in the shoulder area that can be irritated by overuse. The muscles are the supraspinatus (most commonly injured), infraspinatus, teres minor and subscapularis.

Sacroiliac: Junction of the sacrum, the lower back bone, with the pelvis.

Sacrum: Group of five fused vertebrae located just below the lumbar vertebrae of the lower back, which form part of the pelvis.

Scapula: Shoulder blade.

Sciatica: Irritation of the sciatic nerve resulting in pain or tingling running down the inside of the leg.

Sciatic Nerve: Major nerve that carries impulses for muscular action and sensations between the low back and thigh and lower leg; it is the longest nerve in the body.

Shin Splint: A catchall syndrome describing pain in the shin that is not a fracture or tumor and can not be defined otherwise.

Spleen: Large, solid organ responsible for the normal production and destruction of blood cells located under the left rib cage.

Spondylosis - Abnormal vertebral fixation or immobility, or a general term for arthritis of the spine.

Sprain: Injury resulting from the stretching or twisting of the joint and causes various degrees of stretching or tearing of a ligament or other soft tissue at the joint.

Strain: Injury resulting from a pulling or torsion to the muscle or tendon that causes various degrees of stretching or tearing to the muscle or tendon tissue.

Stress Fracture: A hairline type of break in a bone. Caused by overuse.

Subluxation: Partial dislocation of a joint. The term usually implies that the joint can return to a normal position without formal reduction.

Synovial Fluid: Lubricating fluid for joints and tendons, produced in synovium, or the inner lining of a joint.

Synovitis: Inflammation of the synovial lining of a joint.

Talus: The ankle bone that articulates with the tibia and fibula to form the ankle joint.

Tarsals: Group of seven bones of the foot consisting of the calcaneus, talus, cuboid and three cuneiform bones.

Tendinitis: Inflammation of the tendon and/or tendon sheath, caused by chronic overuse or sudden injury.

Tendon: Tissue that connects muscle to bone.



Tenosynovitis: Swelling or inflammation of a tendon sheath caused by calcium deposits, repeated strain or trauma.

Tibia: Shin bone; larger of the two bones of the lower leg and is the weightbearing bone of the shin.

Transcutaneous Electrical Nerve Stimulator (TENS): An electrical modality that sends a mild current through pads at the injury site which stimulates the brain to release the natural analgesic endorphin.

Transverse Process: Small lateral projection off the right and left side of each vertebrae that functions as an attachment site for muscles and ligaments of the spine.

Triceps: Muscle of the back of the upper arm, primarily responsible for extending the elbow.

Ulna: Inner bone of the forearm that runs from the tip of the elbow to the little finger side of the wrist.

Ulnar Nerve: Nerve in the elbow commonly irritated from excessive throwing.

Ultrasound: An electrical modality that transmits a sound wave through an applicator into the skin to the soft tissue in order to heat the local area for relaxing the injured tissue and/or disperse edema...Also a type of imaging study for certain body areas.

“Wind Knocked Out”: Syndrome describing a contraction of the abdominal nerve truck, the solar plexus, as a result of an abdominal contusion.



PUBLIC RELATIONS STAFF:

Vice President of Public Relations:

Mike Caruso (314) 622-2577

Director of Media Relations:

Rich Jankowski (314) 622-2522

On behalf of the St. Louis Blues, welcome to the 2009-10 National Hockey League season. We hope to make your job covering the Blues as easy and pleasant as possible. In order to help our operation run smoothly and make your jobs easier, we ask that you follow these guidelines:

MEDIA CREDENTIALS:

Media credentials are issued to **working media only** and does not guarantee media seating. All season and individual game credential holders should enter through the press entrance, located on 15th street. The media entrance opens three hours prior to the start of each game. All credentials are non transferable, and any unauthorized use will subject the bearer to ejection from Scottrade Center and confiscation of the credential.

Season media passes will be issued to established newspapers, television, and radio stations. All freelance media credentials are subject to approval by the public relations department. Please contact Mike Caruso at (314) 622-2577, Rich Jankowski (314) 622-2522 for credential requests. You may also fax or email your credential request on company letterhead to the Blues Public Relations Office at (314) 622-2533, or email to rjankowski@stlblues.com.

INDIVIDUAL GAME PASSES:

Individual game credentials should be requested in writing through the communications department 24 hours prior to game time. Please fax your requests to: (314) 622-2533 or email Rich Jankowski at rjankowski@stlblues.com. Pre-arranged passes must be picked up at the press entrance located on 15th street. Credentials will be issued on an availability basis.

PRE-GAME ACCESS:

Requests for interviews to take place prior to the game will be accommodated upon the approval of the players and coach involved. The ideal time for game day interviews is at the pre-game skate, held each game-day morning at Scottrade Center or at St. Louis Mills.

POST-GAME ACCESS:

Both the Blues' and the visitor's dressing rooms will be open no later than 10 minutes following the conclusion of each game. Media will have access to the players for 30 minutes after the rooms are opened. Only media with official credentials will be allowed into the dressing rooms. Blues head coach Andy Murray will be available approximately 20 minutes following the conclusion of the game in the Blues' interview room located on the event level. The NHL officials' locker room is off limits to the media. Should a comment or interpretation from the game's referee or NHL supervisor be needed, a pool reporter may be assigned. **ABSOLUTELY NO AUTOGRAPHS ALLOWED DURING MEDIA ACCESS PERIODS.**

Media Information

DAILY PRACTICES:

All Blues practices will be held at Scottrade Center or at St. Louis Mills. All practices are open to the media. For up-to-date practice time information, please contact the Blues' public relations hotline at (314) 613-1899.

PRESS BOX ACCESS:

The main press box is located on the upper level. All media are required to display credentials when entering the media lounge, press box and dressing room areas and must wear their credentials throughout the game. Refusal to display credentials will subject to revocation.

BROADCAST BOOTH POSITIONS:

Blues television broadcast booth position is located in section 320 on the concourse level. Visiting TV and Radio booth positions are located in the press box on the penthouse level.

PRESS NOTES:

Complete sets of the game notes, NHL statistics, and press releases will be made available in the media work room in the media lounge and on media.nhl.com. Additional materials (out of town scores, game summaries) will be distributed to all working media throughout the game.

PHOTOGRAPHY:

Photo credentials will also be issued in the same manner as other passes. Weekly papers and magazines on assignment may obtain passes by having the photo editor request a single game credential to the media relations department 24 hours in advance. Photo positions will be assigned by the Blues' team photographer Mark Buckner in conjunction with the public relations department. Photographers should check in with Mark Buckner in the media lounge prior to game time. All photographers must comply with space assignments and shooting regulations. Photographers must shoot from designated areas only.

WIRELESS ACCESS:

To access the wireless network, click on ScottradeCenter1:

Username: press1

Password: 622blue

STATISTICIANS:

Are available to assist television broadcasters by contacting the Blues' public relations department at (314) 622-2522 or (314) 622-5401. These services must be arranged at least 24 hours prior to the game.

We hope this outline of procedures and guidelines will assist you in your coverage of the St. Louis Blues and the National Hockey League this season. Please do not hesitate to call us if you need additional assistance. We look forward to working with you.





SPARK YOUR OWN RALLY.

Scottrade gives you the research and investing tools to do your own homework and put your own plan into action today. Call 1-800-619-7283, stop by your local branch office or visit scottrade.com.

Scottrade[®]



*Online market and limit stock trades are just \$7 for stocks priced \$1 and above.

Member FINRA/SIPC

FROM THE FIRST DROP TO THE LAST STOP.

Stick with the taste that's just right for hockey night. From start to finish, Bud Light's superior Drinkability means it's not too heavy, not too light. And the easy-to-drink taste won't fill you up when you're enjoying the one game that never slows down. Bud Light, **THE DIFFERENCE IS DRINKABILITY.**



RESPONSIBILITY MATTERS

©2009 Anheuser-Busch, Inc., Bud Light® Beer, St. Louis, MO CBL

NHL and the NHL Shield are registered trademarks of the National Hockey League.

NHL and NHL team marks are the property of the NHL and its teams. © NHL 2009. All Rights Reserved.