

OUR *Town* OUR *Team*



**ST. LOUIS BLUES
2014-15 MEDIA GUIDE**

ST. LOUIS BLUES 2014-15 SCHEDULE

OCTOBER 2014

SUN	MON	TUE	WED	THU	FRI	SAT
			1	2	3	4
5	6	7	8	9 NYR 7:00	10	11 CGY 6:00
12	13	14	15	16 LAK 9:30	17	18 ARI
19 ANA 7:00	20	21	22	23 VAN 7:00	24	25 CHI 7:00
26	27	28 DAL 7:30	29	30 ANA 7:00	31	

NOVEMBER 2014

SUN	MON	TUE	WED	THU	FRI	SAT
						1 COL 7:00
2	3 NYR 6:00	4 NJD 6:30	5	6 NJD 7:00	7	8 NSH 7:00
9	10	11 BUF 7:00	12	13 NSH 7:00	14	15 WSH
16	17	18 BOS 6:00	19	20 MTL 6:30	21	22 OTT 2:00
23 WPG 3:30	24	25 OTT 7:00	26	27	28 EDM 7:00	29 MIN 7:00
30						

DECEMBER 2014

SUN	MON	TUE	WED	THU	FRI	SAT
	1	2	3 CHI 7:00	4 NSH 7:00	5	6 NYI 12:00
7	8 FLA 7:00	9	10	11 NYI 7:00	12	13 COL 9:00
14	15	16 LAK 7:00	17	18 LAK 9:30	19	20 SJS 9:30
21	22	23 COL 7:00	24	25	26	27 DAL 7:00
28	29 COL 7:00	30 NSH 7:00	31			

JANUARY 2015

SUN	MON	TUE	WED	THU	FRI	SAT
				1	2 ANA 9:00	3 SJS 9:30
4	5	6 ARI 8:00	7	8 SJS 8:00	9	10 CAR 7:00
11	12	13 EDM 7:00	14	15 DET 7:00	16	17 TOR 6:00
18	19 COL 7:00	20	21	22	23	24
25	26	27	28	29 NSH 7:00	30 CAR 6:00	31

FEBRUARY 2015

SUN	MON	TUE	WED	THU	FRI	SAT
1 WSH 12:00	2	3 TBL 7:00	4	5 BUF 6:00	6 CBJ 6:00	7
8 CHI 11:30	9	10 ARI 7:00	11	12 TBL 6:30	13	14
15 FLA 4:00	16	17 DAL 7:00	18	19	20 BOS 7:00	21 PIT 7:00
22	23	24 MTL 7:30	25	26 WPG 7:00	27	28 EDM 9:00

MARCH 2015

SUN	MON	TUE	WED	THU	FRI	SAT
1 VAN 5:00	2	3	4	5 PHI 6:30	6	7 TOR 6:00
8	9	10 WPG 7:00	11	12 PHI 7:00	13	14 MIN 7:00
15 DAL 5:00	16	17 CGY 6:00	18	19 WPG 7:00	20	21 MIN 1:00
22 DET 11:30	23	24 PIT 6:00	25	26	27	28 CBJ 7:00
29	30 VAN 7:00	31				

APRIL 2015

SUN	MON	TUE	WED	THU	FRI	SAT
			1	2 CAL 7:00	3 DAL 7:30	4
5 CHI 6:30	6	7 WPG 7:00	8	9 CHI 7:00	10	11 MIN 6:30

HOME

AWAY



All starting times Central. Times and TV coverage subject to change, visit stlouisblues.com/schedule for up-to-date schedule.





Blues fans celebrate **BIG SAVINGS** on auto insurance.



Whether it's roadside help or helping you save on auto insurance, we're by your side every day. It's a great time to switch. Call today to see how much you could save.

- Multi-Vehicle discount
- Auto+Home+Life (Multi-Line) discount
- Membership discount
- Longevity discount
- Air Bag discount

So easy. So smart. So switch.®



FOR A FREE AUTO INSURANCE QUOTE:

Call 800.592.0460 | **Click** AAA.com | **Visit** your local AAA branch



AAA membership requires the separate payment of annual dues and an admission fee for new members. Membership is required for new insureds.

AAA personal lines insurance is provided to qualified AAA members by Automobile Club Inter-Insurance Exchange or Auto Club Family Insurance Company. Life insurance is underwritten and annuities are offered by AAA Life Insurance Company, Livonia, MI. AAA Life is licensed in all states, except NY. Your local AAA Club and/or its affiliates act as an authorized agent for their affiliate, AAA Life.

Copyright © 2014 Auto Club Enterprises. All Rights Reserved. All marks are the property of their respective owners.



TABLE OF CONTENTS

FRONT OFFICE

St. Louis Blues / Scottrade Center Staff Directory	6-7
Blues Ownership Group	8
Thomas H. Stillman	9
Doug Armstrong	10
Chris Zimmerman	11
Bruce Affleck	12
Brett Hull	13
Dave Taylor	14
Al MacInnis	15
Kevin McDonald, Rob Dimaio	16
Bill Armstrong, Tim Taylor	17
Ken Hitchcock	18
Brad Shaw, Ray Bennett	19
Kirk Muller, Jim Corsi	20
Nelson Ayotte, Sean Ferrell	21
Executives	22
Hockey Operations	23-25
Blues/Scottrade Center Staff	26-30
Blues Broadcasters	31-34
Blues On Social Media	35

THE PLAYERS

Player Biographies	36-85
Minor/Pro Players	86-94
In The System Players	96-105
2014 Draft Selections	107-111
St. Louis Blues 2014-15 Training Camp Roster	112-113
How The Blues Were Built	113-114
Chicago Wolves Directory	115
Chicago Coaching Staff	116-117
Chicago Stats (2013-14)	118
Chicago Schedule	119
Alaska Directory	120
Alaska Stats (2013-14)	121
Alaska Schedule	122

2013-14 RECAP

NHL Final Standings	123
League Leaders	124-125
Blues Final Scoring	126
Blues Home/Road Scoring	127
Team Game-by-Game Results	128-129
Blues Results vs. NHL	130
Season Highs and Lows	131-132
Individual Player Game-by-Game	133-142

BLUES VS. NHL

Blues vs. Each NHL Team	144-172
-------------------------	---------

ALL-TIME TEAM & INDIVIDUAL RECORDS & STATS

All-Time Results & Scoring By Season	173-218
All-Time Year-by-Year Records	219
All-Time Home and Road Records	220
All-Time Overtime Records vs. NHL by Season	221
All-Time Regular Season Overtime Wins	222
All-Time Shootout Records	223
All-Time Shootout Results	224-225
All-Time Special Teams	225
All-Time Regular Season Hat-Tricks	226

All-Time Regular Season Penalty Shots	227
All-Time Regular Season Shutouts	228-230
All-Time Shutouts vs. NHL	230
All-Time Blues Roster	231-240
All-Time Blues Goaltending Roster	241
All-Time Offensive Leaders by Season	242-243
All-Time Offensive Leaders	244-245
All-Time Goaltending Leaders by Category	246
All-Time Team Records	247-248
All-Time Individual Records	249-250

BLUES HISTORY

All-Time Blues Owners	251
All-Time Blues Presidents	251
All-Time Blues General Managers	251
All-Time Blues Coaches	251
All-Time Blues Captains	251
All-Time Coaching Register	252
Results of Coaches First Games	253
Blues All-Time Home and Road Openers	253
Blues All-Time Coaching Records	253
All-Time Blues Honors and Awards	254
All-Time All-Star Statistics	255
All-Time Blues in the All-Star Games	255
All-Time Attendance Records	256
Largest and Smallest Crowds	256
All-Time Draft Selections	257-258
All-Time Numerical Roster	259-260
All-Time Transactions	261-274
First Time in Blues History	275
Last Time in Blues History	276
Blues Logo and History	277
Scottrade Center	278
Pricing Map	279
Peabody Opera House	280

PLAYOFF HISTORY

2013-14 Playoff Series Results	282-283
All-Time Playoff Series Results	285
All-Time Playoff Game-by-Game Results	286-289
All-Time Team Playoff Records	290-293
All-Time Individual Playoff Records	293-294
All-Time Playoff Penalty Shots	295
All-Time Playoff Hat-Tricks	295
All-Time Playoff Roster	296-302
All-Time Playoff Goaltending Roster	302
All-Time Playoff Offensive Leaders	303
All-Time Playoff Goaltending Leaders	304
All-Time Playoff Overtime vs. NHL	304
All-Time Playoff Overtime Games	305

NHL INFORMATION

NHL Directory	307
NHL Officials	309
How to Figure	309-310
Medical Glossary	311-315
Media Information	316-317

Executive Editor:	Dan O'Neill
Associate Editor:	Kathleen Kennedy
Statistical Consultant:	Elias Sports Bureau

Printed By:	RBO Print Logistix
Art Director/Layout:	Nate Brown
Photography:	Mark Buckner Scott Rovak Getty Images



Executive

Chairman and Governor Tom Stillman
 President of Hockey Operations and
 General Manager / Alternate Governor Doug Armstrong
 President and CEO of Business Operations Chris Zimmerman
 Group VP, Corporate Partnerships and
 Community Development Jeff Ajluni
 Group VP, Ticketing and Guest Experience Josh Bender
 Group VP, Building Operations & Booking Jay Roberts
 Group VP and Chief Financial Officer Phil Siddle
 Executive Vice President Bruce Affleck
 Executive Vice President Brett Hull
 Senior VP, Marketing and Public Relations Mike Caruso
 Senior VP, Corporate Sponsorship Eric Stisser
 Vice President, Corporate Sponsorship Bryan Lucas
 Vice President, Hockey Operations Dave Taylor
 Executive Assistant to the President
 of Hockey Operations / GM Donna Lembke
 Executive Assistant to the Chairman
 and President of Business Operations Lisa Cwiklowski

Hockey Operations

Senior Advisor to the General Manager Al MacInnis
 Senior Advisor of Amateur Scouting Larry Pleau
 Assistant General Manager Kevin McDonald
 Head Coach Ken Hitchcock
 Associate Coach Brad Shaw
 Assistant Coach Ray Bennett
 Assistant Coach Kirk Muller
 Strength and Conditioning Coach Nelson Aytte
 Goaltending Coach Jim Corsi
 Video Coach Sean Ferrell
 Senior Director of Media Relations and Team Services .. Rich Jankowski
 Director of Amateur Scouting Bill Armstrong
 Director of Pro Scouting Rob DiMaio
 Director of Hockey Administration Ryan Miller
 Director of Player Development Tim Taylor
 Goalie Development Coach Ty Conklin
 Assistant Director of Media Relations Dan O'Neill
 Head of European Scouting Jan Vopat
 Full-Time Amateur Scout Dan Ginnell
 Full-Time Amateur Scout J Niemiec
 Full-Time Amateur Scout Freddie Jax
 Full-Time Amateur Scout Michel Picard
 Full-Time Amateur Scout Tony Feltrin
 Part-Time Amateur Scout Corey Banika
 Part-Time Amateur Scout Vincent Montalbano
 Part-Time Amateur Scout Jesse Wallin
 Part-Time Amateur Scout Bill Bestwick
 Part-Time Amateur Scout Ian McLellan
 Part-Time Amateur Scout Blair Nicholson
 Part-Time Amateur Scout Timo Koskela
 Part-Time Professional Scout Wayne Munday

Training

Head Medical Trainer Ray Barile
 Assistant Athletic Trainer Chris Palmer
 Equipment Manager Bert Godin

Assistant Equipment Manager Joel Farnsworth
Training (cont.)
 Equipment Assistant Kevin Geiger
 Equipment Assistant Chad O'Neil
 Massage Therapist Nate Schmidt

Medical

Orthopedic Surgeon Dr. Matt Matava
 Orthopedic Surgeon Dr. Rick Wright
 Internist Dr. Aaron Birenbaum
 Internist Dr. William Birenbaum
 Neurosurgeon Dr. Ralph Dacey
 General Surgery Dr. Michael Brunt
 Plastic Surgery Dr. Tom Francel
 Dentist Dr. Ron Sherstoff
 Ophthalmologist Dr. Gill Grand
 Optometrist Dr. David Seibel
 Oral Surgeon Dr. Ken Kram
 Chiropractor Dr. Michael Murphy

Broadcasting

Director of Broadcasting, Radio Play-by-Play Chris Kerber
 Radio Color Analyst, Community Relations Kelly Chase
 Community Relations, KMOX 1120 AM Bob Plager
 Television Play-by-Play John Kelly
 Television Color Analyst Darren Pang
 Television Color Analyst Bernie Federko
 FOX Sports Midwest Analyst Jim Hayes
 FOX Sports Midwest Host Pat Parris

Marketing

Senior Director of Event Presentation Chris Frome
 Senior Director of Promotions & Digital Strategy Matt Gardner
 Senior Director of Advertising / Event Marketing Megan Little
 Director of Game Entertainment / Amateur Hockey Lamont Buford
 Director of Community Relations / Blues 14 Fund Randy Girsch
 Director of Digital Media Chris Pinkert
 Director of Branding and Creative Brenda Wilbur
 Director of Alumni Relations Terry Yake
 Video Production Manager Andrew Abrams
 Community Relations Manager Hannah Uhlenbrock
 Blue Crew and Mascot Manager Alex Jones
 Graphic Designer Nate Brown
 Jr. Digital Media and Graphic Designer Amber Taylor
 Digital Media Coordinator John Guminski

Event Operations

Public Address Announcer Tom Calhoun
 Organist Jeremy Boyer
 Music Coordinator Carl Middleman
 Video Producer Peter Saguto
 In-Game Host Angella Sharpe

Sponsorship

Director of Sponsorship Services Jackie Miller
 Sponsorship Services Coordinator Doug Couch
 Sponsorship Services Coordinator Amy Fishbein
 Marketing/Sponsorship Assistant Donna Ferguson

STAFF DIRECTORY

Ticket Sales

Director, Suite Sales	Nick Wierciak
Premium Sales Executive	Mark Goodwin
Account Executive	Matt Suda
Account Executive	Kyle Worman
Account Executive	Michael Spangler
Inside Sales	Michelle Burton

Client Services

Database Manager	Mike VanMassenhove
Premium Sales Manager	Melissa Gale
Group Sales Coordinator	Marlena Renner
SubZero Club and Sales Coordinator	Stephanie Sadler
Client Development Executive	Jason Bowman
Client Development Executive	Joyce McCauley
Client Development Executive	Natalie Reese

Group Ticket Sales

Senior Director of Group Sales	Jennifer Nevins
Director of Group Sales	Kari Takmajian
Group Sales Executive	John Alvarado
Group Sales Executive	Kaitie Edmiston
Group Sales Executive	Matt Olinik
Group Sales Executive	Tim Thurber
Group Sales Executive	Kyle Waymon

Ticket Operations

Senior Director, Ticket Operations	Tere Hubert
Senior Manager, Ticket Operations	Greg Rapini
Ticket Operations Manager	Justin Malmberg
Ticket Operations Manager	Tiffany Stamper
Ticket Sales	Juanita Hall
Ticket Sales	Jeff Jovanovic
Ticket Sales	Brittany Bommarito
Ticket Sales	Todd Morris
Ticket Sales	Debbie Nyberg
Ticket Sales	Peggie O'Connor

Finance

Finance Controller	Stephen Kruse
Accounting Manager	Kristy Atwater
Accounting Manager	Craig Bryant
Accounting Manager	Mike Tonjes
Payroll Manager	Pam Di Rie
Payroll Assistant Manager	Crystal Strasburg
IT Manager	Larry Womack
Accountants Payable Coordinator	Mindy Wallace

Retail

Retail Director	George Pavlik
Retail Manager	Amy Dungan
Retail Manager	Barry Smith
True Blues Team Store	Matt Tierney

Scottrade Center

Manager, Contract and Event Booking	Cherri Kraenzle
---	-----------------

Peabody Opera House

General Manager	Matt Dewey
Director of Booking	Darren Hall
Director of Marketing	Liz Hill
Director of Special Events	Angela Carr
Ticket Operations Manager	Stephanie Cordia
Front of House Manager	David Gilbert
Production Manager	Adrian Silverstein
Special Events Coordinator	Amber Daniels
Group Sales Executive	Curtis Brown
Group Sales Executive	Jen Lohrman
Administrative Assistant	Ernestine Ollie

Guest Services

Director of Guest Services and Security	Robert Schnettler
Guest & Premium Services Manager	Allison Click
Building Security Officer	Frank Brown
Building Security Officer	William Burch
Building Security Officer	Robert Daugherty
Building Security Officer	Marisna Jones
Building Security Officer	Gene Hunziker
Building Security Officer	Todd Matzker
Building Security Officer, Peabody Opera House	Shane Kinzel

Human Resources

HR Administrator	Tiffany Stern
------------------------	---------------

Building Operations

Director of Building Operations	Tim Vogt
Event Operations Manager	Phillip Ransford
Event Operations Manager	Kevin Casey
Chief Electrician	Rick Pipkins
Electrician	Tim Barts
Electrician	Erik Floyd
Electrician	Jeff Heuermann
Electrician	Reza Torgoley
Electrician	Shawn Clark
Electrician, Peabody Opera House	Curtis Wilburn
Electrician, Peabody Opera House	Eric Chadbourne
Lead Maintenance	Scott Schram
Maintenance	David Grimes
Maintenance	Jerome Jacobs
Maintenance	Timothy Kelsheimer
Maintenance	David Lewis
Maintenance	James Schmuke
Maintenance	Rick Lacey
Maintenance Technician, Peabody Opera House	Steve Needy
Maintenance Technician, Peabody Opera House	Zlatko Kireta



The Blues ownership group, led by Tom Stillman, purchased the team along with the Scottrade Center lease and a significant interest in the Peabody Opera House on May 9, 2012. The all-local group is comprised of several prominent business and civic leaders.

Thomas H. Stillman	Chairman & CEO, Summit Distributing
Jerald L. Kent	Chairman & CEO, Suddenlink Communications CEO, Cequel III
Donn S. Lux	Chairman & CEO, Luxco
James A. Cooper	Managing Partner, Thompson Street Capital Partners
Jo Ann Taylor Kindle	President, Enterprise Holdings Foundation
W. Stephen Maritz	Chairman & CEO, Maritz Inc.
Edward M. Potter	Private investor
Mr. & Mrs. Andrew C. Taylor	Mr. Taylor is Chairman & CEO of Enterprise Holdings, Inc.
David L. Steward	Chairman, World Wide Technology, Inc.
James P. Kavanaugh	CEO, World Wide Technology, Inc.
John C. Danforth	Partner, Bryan Cave LLP Former U.S. Senator Former U.S. Ambassador to the United Nations
Christopher B. Danforth	Owner & CMO, Kennelwood Pet Resorts
James L. Johnson	Senior Vice President, Stifel Nicolaus & Co.
Scott B. McCuaig	Former President, Stifel Nicolaus & Co.
John S. Ross, Jr.	President, Summit Development Group
Thomas F. Schlafly	Partner, Thompson Coburn Founder, The Saint Louis Brewery



Thomas H. Stillman

Chairman and Governor, St. Louis Blues

Tom Stillman, a lifelong hockey fan, became Chairman and Governor of the St. Louis Blues on May 9, 2012.

Stillman is also Chairman and CEO of Summit Distributing, a St. Louis-based beer distributor. He entered the beer business in 1994 with the acquisition of a local wholesaler.

Stillman is a former lawyer. From 1988 to 1993, he was with the U.S. Department of Commerce, in Washington, D.C., where he was Chief Counsel for Export Administration, responsible for legal aspects of national security-based controls on sensitive exports. From 1978 to 1988, he was with the New York law firm Dewey, Ballantine, Bushby,

Palmer & Wood, working from the firm's New York and Washington offices.

Stillman was born and raised in Minneapolis, Minnesota, and graduated from the University of Minnesota Law School in 1978. He attended Middlebury College in Middlebury, Vermont, where he played hockey and soccer before graduating in 1974.

Stillman serves on the boards of the St. Louis Blues 14 Fund; Commerce Bank, St. Louis Region; the St. Louis Sports Commission; Logos School; and the Nature Conservancy in Missouri.

Tom and his wife, the former Mary T. Danforth, live in St. Louis and have three children; John, Isabelle, and Anna.



Doug Armstrong

President of Hockey Operations and
General Manager/Alternate Governor

Doug Armstrong was named the Blues' President of Hockey Operations and General Manager/Alternate Governor on Sept. 3, 2013 after serving three seasons as the Executive Vice President of Hockey Operations and two seasons as the Vice President of Player Personnel. The 11th General Manager in Blues history, in 2011-12, Armstrong led the club to its first Central Division title since 2000, earning him the NHL's 2012 General Manager of the Year award. During his tenure, Armstrong has brought in key members of the organization including 2012 Jack Adams winner, Ken Hitchcock, and 2012 Jennings Trophy winner, Brian Elliott, as well as extended the contracts of such core players as David Backes, Alexander Steen,

Patrik Berglund and T.J. Oshie. Armstrong has also orchestrated the additions of Jay Bouwmeester, Kevin Shattenkirk and Paul Stastny, as well as the drafts of Dmitrij Jaskin, Jaden Schwartz and Vladimir Tarasenko.

Armstrong spent 17 years with the Dallas Stars organization and his final six seasons as the club's General Manager. From January 25, 2002, to the start of the 2007-08 season, Armstrong led the Stars to the third most regular season point total (427), collected the third-most wins (190) and the second most home victories (110) and points (240) in the entire NHL. Dallas won two Pacific Division Championships (2002-03, 2005-06) and qualified for the playoffs four times over the span.

Armstrong was a part of the Stars' organization since the club moved to Dallas in 1993 and helped lead the franchise to two Presidents' Trophies, two Western Conference titles and the 1999 Stanley Cup championship.

Prior to being named the team's seventh General Manager, Armstrong served nine years as the Assistant General Manager under Bob Gainey. As Gainey's assistant, Armstrong worked on contract negotiations and season scheduling, and handled the day-to-day operations of the hockey department.

On the international level, Armstrong has served Team Canada in multiple capacities at multiple tournaments. Most recently, he has earned gold medals at both the 2010 and 2014 Winter Olympics as Canada's Associate Director of Player Personnel. In addition, he served as the club's General Manager at the 2009 World Championships (silver medal), Assistant General Manager at the 2002 and 2008 World Championships (silver in 2008) as well as a special advisor to Steve Yzerman at the 2007 World Championships (gold medal). In 2007, Armstrong and Yzerman led Canada to a 9-0 tournament record, the country's first unblemished mark since the 1937 World Championships.

Armstrong and Yzerman are currently the only two General Managers in the NHL that are members of the "Triple Gold Club," having been on the management staff for a Stanley Cup, Olympic Gold Medal and World Championship Gold Medal-winning team.

A native of Sarnia, Ontario, Armstrong is the son of NHL Hall of Fame linesman Neil Armstrong who was inducted into the Hall of Fame in 1991.

Armstrong and his wife Kelly, son Blake, and daughter Kayla, live in Creve Coeur, Missouri.



Chris Zimmerman

President and CEO of Business Operations

Chris Zimmerman was named President and CEO of Business Operations for the Blues on June 16, 2014. He oversees all aspects of the Blues' business operations, as well as the Scottrade Center and the Blues' role and interest in the Peabody Opera House.

Zimmerman comes to the Blues with more than 30 years of experience in sports, marketing, and business management. From 2006 to 2009, Zimmerman was President, CEO, and Alternate Governor of the Vancouver Canucks. During his tenure, Zimmerman led a number of key initiatives to create new revenue streams, expand the club's digital presence, enhance community involvement, and

develop innovative programs with the team's corporate partners. He was also chosen to be a member of the NHL's Business Advisory Council.

Prior to joining the Canucks, Zimmerman was with Nike for 11 years. He joined Nike in 1995 as North America Advertising Director and helped fuel a period of dramatic growth for the Nike brand. In 2000, Zimmerman was named General Manager of Nike Golf; he played a key role in repositioning the business by entering new product categories and leveraging relationships with Tiger Woods and the PGA Tour. In 2003, Zimmerman took charge of Nike's hockey business as President and CEO of Nike Bauer Hockey, leading a dramatic turnaround that returned Bauer to the top spot in the hockey equipment industry.

Zimmerman began his career with Saatchi & Saatchi, one of the world's top advertising agencies. During his 12-year tenure, he worked on marketing brands and growing revenues for such companies as Procter & Gamble, Nabisco, Tyson Foods, and Wendy's. He was also a member of the agency's Operating Board.

Over the last four years, Zimmerman served as President of Easton Sports (a leading supplier of baseball and hockey equipment), was a member of the Los Angeles Kings' Business Advisory Group, and operated his own strategic consulting business.

Zimmerman played hockey at the University of Vermont, and he served as an assistant hockey coach at Babson College while working toward his MBA there.



Bruce Affleck

Executive Vice President

Affleck was named Executive Vice President on June 16, 2014 after serving in multiple positions in the Blues organization, including President of Business Operations, COO and Vice President of Broadcasting and Blues Alumni.

A native of Penticton, British Columbia, Affleck attended the University of Denver and was later selected by the California Seals, 21st overall, in the 1974 NHL draft. He was traded to St. Louis in January of 1975 and played defense for five seasons with the Blues. Following his time with the Blues, Affleck played for the Vancouver Canucks and New York Islanders.

After hockey, Bruce worked with W.M. French Realtors, a corporate relocation firm. He again joined the Blues in 1987 as sales manager and later would be named Vice President of Sales for the Blues and Scottrade Center. He also handled the color radio broadcast duties and eventually became a color television analyst with KPLR-TV and FOX Sports Midwest until the 2001 season.

Since his playing days, Affleck has been heavily involved with many charities, some of which include the St. Louis Blues Fourteen Fund, which is the Blues' charitable trust, March of Dimes and St. Louis University Lupus Foundation. He also helped start the Blues Alumni Association and the St. Louis Amateur Hockey Hall of Fame, into which he was inducted in 2012.

Bruce and his wife, Cecily, reside in Chesterfield and have two children, J.Q. and Shannon, and two grandchildren.



Brett Hull
Executive Vice President

Hall of Famer Brett Hull, the Blues' all-time leading goal scorer, returned in 2013 as Executive Vice President of the club. Hull focuses primarily on business development, generating additional support and revenue for the Blues franchise.

Hull first came to the Blues in a 1988 trade with the Calgary Flames. He went on to play 11 seasons with St. Louis, setting several club records and etching his name into the NHL record books. Hull recorded more than 50 goals in five different seasons, and he scored 70 goals or more in three straight seasons from 1989-90 to 1991-92, becoming only the second player in NHL history to accomplish that feat.

In the 1990-91 season, Hull set a franchise record with 86 goals, which also stands as the most in a single season by a right winger in NHL history. He scored his first 50 goals that season in 49 games, becoming the first Blue to score 50 goals in 50 games or less. For his efforts, Hull captured the 1991 Hart Trophy as league's most valuable player and was voted to the NHL's First All-Star Team. The following season, he again scored 50 goals in 50 games, becoming just the second player in NHL history to accomplish that feat twice.

The Belleville, Ontario, native holds all-time franchise records for goals (527), hat tricks (27), game-winning goals (70), power-play goals (195) and shots on goal (3,367), while he ranks second in assists (409), points (936) and shorthanded goals (18).

Overall, Hull appeared in 1,269 NHL games across 20 seasons with Calgary, St. Louis, Dallas, Detroit and Phoenix. He ranks third all-time in goals (741), second in power-play goals (265) and third in game-winning goals (110). He was awarded the 1990 Lady Byng Trophy, the 1991 Hart Trophy and the 1991 Lester B. Pearson Award. Hull also played in eight All-Star Games (1989, 1990, 1992, 1993, 1994, 1996, 1997 and 2001).

Internationally, Hull played for the United States in two Olympics (1998 and 2002) and won a silver medal at the 2002 Winter Games in Salt Lake City. He also played for the U.S. team that won the 1996 World Cup of Hockey.



Dave Taylor

Vice President of Hockey Operations

Dave Taylor was named the Blues' Vice President of Hockey Operations on June 26, 2012 after serving as the club's Director of Player Personnel since July, 2010.

Taylor comes from the Dallas Stars, where he served three seasons as their Director of Player Personnel. He went to Dallas in 2007 after spending 30 years with the Los Angeles Kings organization as a player and member of the front office.

Taylor served as Director of Amateur Development for the Kings in 2006-07 after completing nine seasons (1997-2006) as the club's General Manager, during which he compiled a record of 290-261-105. In his final year as General Manager in 2005-06, the Kings equaled a franchise record in home wins (26). His teams earned 90-plus points for three-straight seasons for the first time in franchise history from 1999-2002. Average attendance improved from 12,297 to 17,821 during his tenure and he was named the Hockey News Executive of the Year in 2001. Under Taylor's leadership, the Kings succeeded at the draft table selecting Anze Kopitar, Olli Jokinen, Alexander Frolov, Michael Cammalleri, Dustin Brown, Jonathan Quick and Lubomir Visnovsky.

On the ice, Taylor was a member of the renowned "Triple Crown Line" with Marcel Dionne and Charlie Simmer. The Kings' all-time games played leader appeared in 1,111 contests, tallying 431 goals and 638 assists for 1,069 points.

A five-time NHL All-Star, he also served as the Kings' captain for four seasons from 1985-89, and after posting career-highs in goals (47) and points (112) during the 1980-81 season, he earned a spot on the NHL All-Star Second Team. On April 3, 1995, Taylor's No. 18 jersey was retired by Los Angeles.

Taylor also represented Canada in three World Championships as a player including 1983 in Germany, 1985 in Prague and 1986 in Moscow. He helped Canada earn bronze medals in 1983 and 1986 while leading them to silver as team captain in 1985.

Taylor graduated from Clarkson College in 1977 and during his senior year, he led the NCAA with a record 108 points (41g, 67a) in 34 games. In the same season, Taylor was named a First Team All-America selection and the ECAC Player of the Year. He remains the all time leading scorer at Clarkson University with 251 points (98g, 153a) in 116 games.

Dave and his wife Beth reside near Los Angeles with their two daughters, Jamie and Katie.



Al MacInnis

Senior Advisor to the General Manager

Al MacInnis was named Senior Advisor to the General Manager for the Blues on July 26, 2012 after serving as the club's Vice President of Hockey Operations since November, 2006.

He crafted a remarkable 23-year career in the National Hockey League between the St. Louis Blues and Calgary Flames that has rightfully earned him a spot among the greatest defensemen in the history of the game. On June 28, 2007, MacInnis was selected to the Hockey Hall of Fame and was officially inducted on November 12, 2007.

A native of Port Hood, Nova Scotia, he spent 10 seasons donning The Note, amassing 452 points (127 goals, 325 assists) in 613 games played. He finished his career with St. Louis ranking fourth on the Blues' all-time assists list (325), sixth on the points list (452), seventh on the games-played list (613) and third on the shots-on-goal list (2,266). St. Louis made the playoffs each season he played with the team, reaching the Western Conference Finals in 2000-01. He also led the Blues to their first ever Presidents' Trophy in 1999-2000. MacInnis' number 2 sweater was retired by the Blues on April 9, 2006.

MacInnis won the 1999 James Norris Memorial Trophy as the NHL's best defenseman and the 1989 Conn Smythe Trophy while leading the Calgary Flames to the Stanley Cup Championship. A two-time Olympian for Team Canada, he captured the gold medal at the 2002 Olympic Winter Games in Salt Lake City. MacInnis was a 13-time NHL All-Star, and was named to the NHL First All-Star Team four times. He was also a seven-time winner of the hardest-shot competition at the NHL All-Star Game. MacInnis currently ranks third all-time among NHL defensemen in points (1,274), assists (934) and goals (340) and ranks 10th in games played (1,416). He also ranks 34th on the all-time NHL list in points, 15th in assists and 29th in games played.

Al and his wife Jackie have four children: Sons Carson, Ryan and Riley and daughter Lauren.



Kevin McDonald
Assistant General Manager

Kevin McDonald joined the Blues organization prior to the 2001-02 season as a professional scout. He scouted professional talent for the Blues for two seasons before the organization promoted him to Director of Professional Scouting in 2003. In June 2005, he was given the added responsibilities of being the General Manager of the Blues' former American Hockey League affiliate, the Peoria Rivermen. In May, 2009, McDonald was named Assistant General Manager for the Blues.

McDonald works closely with Blues President of Hockey Operations and General Manager Doug Armstrong in coordinating the transfer of players and in acquiring professional hockey players. As the Director of Professional Scouting for the Blues, McDonald oversaw the professional scouting department to ensure that the organization maintained a detailed profile of every player in both the NHL and AHL, as well as a familiarity of the best players in other professional hockey leagues.

The 2014-15 season is McDonald's 27th season working in the NHL. He began his career in professional hockey in 1988 as a member of the communications department of the New York Rangers. McDonald served in a variety of capacities in that department, including Director of Communications. Following the 1993-94 season, when the Rangers won the Stanley Cup, he moved into the Rangers' hockey operations department and worked as an assistant to Rangers General Manager Neil Smith during the lockout-shortened 1994-95 season. From 1995 to 2001, McDonald served as a professional scout for the Rangers, traveling throughout North America and Europe to evaluate professional hockey players.

A native of Lawrence, Massachusetts, McDonald holds a master's degree in sports management from the United States Sports Academy in Daphne, Alabama, and a bachelor's degree in communications from Boston College. He resides in North Andover, Massachusetts, where he lives with his wife Lauren, his two children Sean and Kayleigh and his three step-children Joseph, Jenna, and Daniel.



Rob Dimaio
Director of Pro Scouting

Rob Dimaio was named the Blues' Director of Pro Scouting on August 7, 2012 after serving as a professional scout with the club since 2008.

Dimaio joined the Blues from the Dallas Stars where he served as a scout for all levels including professional, amateur and junior hockey. During his 19-year NHL career, the Calgary, Alberta native appeared in 894 games including stints with New York (Islanders and Rangers), Tampa Bay, Philadelphia, Boston, Carolina and Dallas posting 277 points (106 goals, 171 assists) to go along with 840 penalty minutes. Dimaio appeared in the postseason nine times during his career recording 16 points (seven goals, nine assists) in 62 playoff games.

In addition to his NHL career, Dimaio won the 1990 Calder Cup with the American Hockey League's Springfield Indians, posting 11 points (four goals, seven assists) in 16 postseason appearances. During his Junior career, he earned back-to-back Memorial Cup championships with the Medicine Hat Tigers (1987, 1988) including 1988, when he ranked third on the club with 91 regular season points and led the team with 31 postseason points in 14 games. In addition, he represented Canada at the 1988 World Junior Championships, helping the club defeat the Soviet Union in the tournament finals to earn its third ever gold medal.

Dimaio resides in Toronto, Ontario along with his wife Laura and twin daughters, Natalie and Julia.



Bill Armstrong
Director of Amateur Scouting

Bill Armstrong joined the Blues in July of 2004 as an amateur scout and in August of 2010, he was named the club's Director of Amateur Scouting, overseeing the Blues' participation in the National Hockey League Entry Draft.

For six seasons (2004-2010) as an amateur scout with the Blues, Armstrong scouted players in the Quebec Major Junior Hockey League (QMJHL) and was responsible for the Blues drafting David Perron and Jake Allen. Prior to joining the Blues, Armstrong spent six seasons as a coach in the American Hockey League (AHL) and East Coast Hockey League (ECHL).

Armstrong began his coaching career with the AHL's Providence Bruins in 1998 as an assistant. Providence won the 1999 Calder Cup Championship and the following season they would return to the AHL's Eastern Conference Finals. Armstrong was named the head coach of Providence prior to the start of the 2000-01 season, a position he held for two seasons (2000-02). In his first season (2000-01), he led the Bruins to the best start in team history (16-4-1-2) and was named head coach of the Planet USA All-Star Team. He posted a 70-64-18-8 record in his two seasons as a head coach in Providence. Following his stint in Providence, Armstrong spent two seasons (2002-04) as the head coach of the Trenton Titans of the ECHL where he registered a 75-52-17 record.

A native of Richmond Hill, Ontario, Armstrong played four seasons in the Ontario Hockey League (OHL) and captured the Memorial Cup with the Oshawa Generals in 1990. He was selected in the third round (46th overall) by the Philadelphia Flyers in 1990. Armstrong played nine seasons in the AHL and the International Hockey League (IHL), appearing in 543 games, recording 74 points (10 goals, 64 assists) and 1,443 penalty minutes.

Bill has two children, Madison and Jamie, and resides in Rhode Island.



Tim Taylor
Director of Player Development

Tim Taylor was named the Blues' Director of Player Development on June 22, 2011.

Taylor joined the Blues after retiring from the National Hockey League following the 2007-08 season from a 13-year career which included stints with Detroit, Boston, the New York Rangers and Tampa Bay, where he was named the franchise's eighth captain in September of 2006.

The Stratford, Ontario native appeared in 746 regular season games during his career, recording 167 points (73 goals, 94 assists) and 433 penalty minutes, while tallying 14 points (two goals, 12 assists) and 73 penalty minutes in 89 career playoff games. Taylor is a two-time Stanley Cup Champion, winning

with Detroit in 1997 and Tampa Bay in 2004. Taylor resides in his hometown of Stratford, Ontario along with his wife Jodi and two children, Brittany and Wyatt.



Ken Hitchcock
Head Coach

Ken Hitchcock was named the 24th head coach in St. Louis Blues history on Nov. 7, 2011. In 2013-14, the Edmonton, Alberta native led the Blues to their third consecutive playoff appearance while becoming the third coach in Blues history to notch 100 career wins on Jan. 2 against Los Angeles. In 2011-2012, Hitchcock guided the club to its first Central Division title since 2000 and was named the NHL's Jack Adams Award winner as the League's best coach, becoming the fourth recipient in Blues history. Overall, he has compiled a 657-405-178 record in 1,240 career regular season games with Columbus, Philadelphia, Dallas and St. Louis. In 18 seasons behind the bench, he has led his teams to 12 Stanley Cup Playoff appearances, seven division titles and a trio of second place finishes, while recording at least 40 wins 11 times and 100 points on 10 occasions.

He has also led his teams to a 72-64 record in the Stanley Cup Playoffs, including a 16-7 mark in 1998-99 when he guided the Dallas Stars to the Stanley Cup.

Hitchcock became the 11th coach in NHL history to record 600 wins on Apr. 16, 2013 at Vancouver and currently stands 7th on the all-time wins list. On Jan. 7, 2014 at Edmonton, he became the 12th coach in NHL history to coach in 1,100 games.

Hitchcock began his NHL coaching career as an assistant coach with the Flyers from 1990-93. He moved on to take over as head coach of the Dallas Stars midway through the 1995-96 season, and in 1996-97, led them to the Central Division title. That year, Dallas became just the ninth team in NHL history to go from last place to first place in one season. Overall, Hitchcock spent parts of seven seasons in Dallas, leading his teams to five Central Division titles, two President's Trophies (1997-98, 1998-99) and two Western Conference championships (1999, 2000), in addition to the 1999 Stanley Cup. He was nominated for the Jack Adams Award three times (1997, 1998, 1999) and served as the Western Conference's head coach in three All-Star Games (1997, 1998, 1999).

On May 14, 2002, he was named Flyers head coach and led the club to three-straight 100-point seasons from 2002-06, while capturing the Atlantic Division title in 2003-04 and advancing to the 2004 Eastern Conference Finals. On Mar. 21, 2006, Hitchcock guided the Flyers to a 2-1 win over New Jersey, becoming the fifth-fastest coach in NHL history to record 400 wins (736 games). He also served as an assistant coach for the Eastern Conference in the 2003 and 2004 All-Star Games.

Hitchcock has also represented Canada at numerous international competitions. He was named head coach of Team Canada for the 2008 World Championships and led the squad to the silver medal. He has served as an associate coach on five occasions (2002, 2004, 2006, 2010, 2014), including winning the gold medal at the 2002, 2010 and 2014 Winter Olympics. In addition, he served as an assistant coach on gold medal-winning squads at the 2002 World Championships and the 1987 World Juniors.

Season	Team	REGULAR SEASON					PLAYOFFS				Result
		GP	W	L	T/OL	PTS	GP	W	L		
1995-96	DAL	43	15	23	5	35	--	--	--		
1996-97	DAL	82	48	26	8	104	7	3	4	Lost Conf. Quarter-Finals	
1997-98	DAL	82	49	22	11	109	17	10	7	Lost Conf. Finals	
1998-99	DAL	82	51	19	12	114	23	16	7	Stanley Cup Champions	
1999-00	DAL	82	43	23	16	102	23	14	9	West Conf. Champions	
2000-01	DAL	82	48	24	10	106	10	4	6	Lost Conf. Semi-Finals	
2001-02	DAL	50	23	17	10	56	--	--	--		
2002-03	PHI	82	45	20	17	107	13	6	7	Lost Conf. Semi-Finals	
2003-04	PHI	82	40	21	21	101	18	11	7	Lost Conf. Finals	
2005-06	PHI	82	45	26	11	101	6	2	4	Lost Conf. Quarter-Finals	
2006-07	PHI	8	1	6	1	3	--	--	--		
2006-07	CBJ	62	28	29	5	61	--	--	--		
2007-08	CBJ	82	34	36	12	80	--	--	--		
2008-09	CBJ	82	41	31	10	92	4	0	4	Lost Conf. Quarter-Finals	
2009-10	CBJ	58	22	27	9	53	--	--	--		
2011-12	STL	69	43	15	11	97	9	4	5	Lost Conf. Semi-Finals	
2012-13	STL	48	29	17	2	60	6	2	4	Lost Conf. Quarter-Finals	
2013-14	STL	82	52	23	7	111					
CAREER TOTALS		1240	657	405	178	1492	136	72	64		

ALL-TIME WINS LIST

1. SCOTTY BOWMAN, 1,244
2. AL ARBOUR, 782
3. JOEL QUENNEVILLE, 706
4. DICK IRVIN, 692
5. PAT QUINN, 684
6. MIKE KEENAN, 672
7. **KEN HITCHCOCK, 657**

MOST WINS, ACTIVE COACHES

1. JOEL QUENNEVILLE, 706
2. **KEN HITCHCOCK, 657**
3. LINDY RUFF, 611
4. BARRY TROTZ, 556
5. DARRYL SUTTER, 507

MOST WINS, BLUES HISTORY

1. JOEL QUENNEVILLE, 307
2. BRIAN SUTTER, 153
3. **KEN HITCHCOCK, 124**
4. ANDY MURRAY, 118
5. SCOTTY BOWMAN, 110



Brad Shaw
Associate Coach

Brad Shaw was named Associate Coach for the Blues on June 15, 2012, after initially joining the club as an assistant coach on July 11, 2006.

Shaw joined the Blues from the New York Islanders organization where he served as an interim head coach and assistant coach. Prior to joining the Islanders, he spent three seasons (2002-2005) as the head coach for the American Hockey League's Cincinnati Mighty Ducks and posted a record of 44-31-4-1 in 2004-05.

Before Shaw joined Cincinnati, he was the head coach with the Detroit Vipers of the former International Hockey League, an assistant with the Springfield Falcons of the AHL and an assistant with the Tampa Bay Lightning in 1999-2000.

Shaw made his NHL debut in 1985-86 with the Hartford Whalers and spent 11 of the following 15 seasons as a defenseman around the league. He was sent to the Blues in a trade with Washington on March 18, 1999, where he would play in 12 games and finish his playing career. Shaw played in 377 career games with Hartford, Ottawa, Washington and St. Louis, recording 159 points (22 goals, 137 assists).

Brad was born on April 28, 1964 in Cambridge, Ontario and he and his wife, Mary, are the parents of three children, Taylore, Brady, and Caroline.



Ray Bennett
Assistant Coach

Ray Bennett joined the St. Louis Blues coaching staff as an assistant on December 13, 2006. Previously, he served seven seasons as an assistant coach with the Los Angeles Kings (1999-2006), where he was involved in all areas of tactical and technical play while specializing in video analysis, computer assistance and statistical support.

Bennett was the manager of high performance/video for the Canadian Hockey Association and National Team and also served as their manager of coaching/initiation programs. In 1998, he earned a silver medal at the Winter Olympics as an assistant for Canada's National Women's Team. He was also an assistant coach responsible for video for Canada's silver medal-winning National Junior Team at the 1999 World Championships and the gold medal-winning Canadian National Women's Team at the 1999 World Championships.

Bennett has also been head coach at Red Deer College, and held positions with the Spokane Chiefs, the World Junior Hockey Championship Association, Hockey Canada, the Moose Jaw Warriors and the Alberta Amateur Hockey Association.

A graduate of the University of Alberta, Bennett is a native of Innisfail, Alberta. He and his wife Karla have three children, Kale, Kassie and Max, and reside in St. Louis.




Kirk Muller
Assistant Coach

Kirk Muller was named an assistant coach on May 13, 2014.

Muller, joined the club from the Carolina Hurricanes, where he spent parts of the past three seasons as head coach, accumulating an 80-80-27 overall record. Previously, Muller served a 17-game stint as head coach of the American Hockey League's (AHL) Milwaukee Admirals in 2011-12, while he also spent five seasons as an assistant coach with the Montreal Canadiens (2006-11). While with Montreal, he helped lead the Canadiens to four consecutive playoff appearances, including 2010, when the club reached the Eastern Conference Finals for the first time since 1993. Internationally, Muller has served as an assistant coach for Team Canada on three occasions, including most recently, the 2012 IIHF World Championships.

During his playing career, the Kingston, Ontario native spent 19 seasons (1984-2003) in the National Hockey League (NHL), appearing in 1,349 regular season games, including stints with New Jersey, Montreal, New York (Islanders), Toronto, Florida and Dallas, where he played for Ken Hitchcock for parts of three seasons (1999-2002). A two-time team captain (New Jersey, 1989-91 – Montreal 1994-95), Muller also dressed in 127 career postseason games, posting 69 points (33 goals, 36 assists), including the Stanley Cup-clinching goal for Montreal in the 1993 Stanley Cup final. A six-time All-Star and five-time 30-goal scorer, Muller finished his NHL career with 959 points (357 goals, 602 assists) and 1,223 penalty minutes, making him one of 27 players in NHL history with at least 900 points and 1,200 penalty minutes. Internationally, Muller represented Canada six times during his career, including the 1984 Winter Olympics and World Junior Championships, and four World Championships (1985-87, 1989).



Jim Corsi
Goaltending Coach

Jim Corsi was named goaltending coach on May 27, 2014.

Corsi, 59, spent the past 16 seasons as the goaltending coach for the Buffalo Sabres, working with the club's NHL goalies, as well as their prospects throughout the system. During his time with the Sabres, Corsi produced multiple Vezina Trophy winners, including Ryan Miller (2009-10) and Dominik Hasek (1998-99, 2001).

Overall, Corsi brings with him over 20 years of hockey experience, including time as a player, coach, manager and analyst. Previously, he has worked with both the Italian Men's and Canadian Women's National Teams, as well as with junior (OHL's St. Michael's Majors), collegiate (Ottawa University, McGill University, Concordia University) and professional European programs (Schwenningen HC, German League). Throughout his coaching career, Corsi also developed the "Corsi Rating," which is an individual stat figured by calculating the number of shots directed toward the offensive goal versus the number of shots directed toward the defensive goal while in five-on-five situations (excludes empty net shots).

During his playing career, Corsi appeared in 89 professional games in North America, including stints with the NHL's Edmonton Oilers and the World Hockey Association's (WHA) Quebec Nordiques. Fluent in English, French, Italian and German, Corsi also played internationally in Europe, Russia and China from 1980-92. In international tournaments, Corsi represented Italy several times, including eight World Ice Hockey Championships (1981-83, 1985-87, 1989-90) and the 1984 Winter Olympics.



Nelson Ayotte
Strength and Conditioning Coach

Nelson Ayotte is entering his 10th season as the strength and conditioning coach for the Blues. He is recognized as one of the top sports performance training coaches in the world and is a level five of the National Canadian Coaching Program which is the highest level. Out of one million coaches, only 76 have finished the program since 1974.

Ayotte was chosen as Canadian coach of the year in 1998, Quebec coach of the year in 1998, 1999 and 2000. He also won the Canadian Military Land Forces Coach of the year in 2002. Ayotte has coached with Canadian National teams, US Olympic track and field, and worked with several professional athletes in the NHL, NFL, MLB, NBA and PGA. He has lectured on training methodology all across North and South America and also in Europe. Ayotte is an innovator of sports training and holistic physical fitness with several supplement products and training systems to his credit.

He graduated from the International Coaching School of the University of Victoria B.C and is a Master-course conductor of the National Coaching Institute of Montreal Qc. Nelson and his wife Esther have two children, Jeremy and Nicolas and reside in St. Louis.



Sean Ferrell
Video Coach

A native of St. Louis, Ferrell was named the Blues Video Coach in the summer of 2013. Ferrell brings over 15 years of coaching and player development experience including working with players at both the Amateur and Professional levels. Over the past seven years, Ferrell has specialized in skill development, crafting off-season training programs for players in the National Hockey League (NHL), American Hockey League (AHL), United States Hockey League (USHL) and North American Hockey League (NAHL).

Previously, Ferrell has conducted in-season and off-season training with Blues players as well as other locally-based NHL players dating back to 2010. Most recently, Ferrell was named Assistant Coach of the St. Charles Chill (Central Hockey League) prior to joining the Blues.

Ferrell has also held many positions within USA Hockey including, Director of Coaching Education Program – Missouri, Intern Coach at multiple Select Festival Camps, and participated in the evaluation of National Team Development Program (NTDP) candidates.

Ferrell grew up playing hockey in St. Louis where he played four years varsity at St. Louis University High School including serving as captain during his senior year. Ferrell also played two-plus seasons with the St. Louis Jr. Blues in the North American Jr. Hockey League before embarking on his professional career in coaching.

Ferrell and his wife Cindi live in Webster Groves and have four children Adam, Parker, Killian and Isabella.



Group VP, Corporate Partnerships and Community Development
Jeff Ajluni



Group VP, Ticketing and Guest Experience
Josh Bender



Group VP, Building Operations & Booking
Jay Roberts



Group VP and Chief Financial Officer
Phil Siddle



Senior Vice President, Marketing and Public Relations
Mike Caruso



Senior Vice President, Corporate Sponsorship
Eric Stisser



Vice President, Corporate Sponsorship
Bryan Lucas

HOCKEY OPERATIONS




Part-Time
Amateur Scout
Corey Banika



Head Medical Trainer
Ray Barile



Internist
Dr. Aaron Birenbaum



Internist
Dr. William Birenbaum



General Surgery
Dr. Michael Brunt



Neurosurgeon
Dr. Ralph Dacey



Goalie
Development Coach
Ty Conklin



Assistant Equipment
Manager
Joel Farnsworth



Full-Time Amateur
Scout
Tony Feltrin



Equipment
Assistant
Kevin Geiger



Full-Time Amateur
Scout
Dan Ginnell



Equipment Manager
Bert Godin



Senior Director, Media
Relations and
Team Services
Rich Jankowski



Part-Time Amateur
Scout
Timo Koskela



Oral Surgeon
Dr. Ken Kram



Executive Assistant
to the GM, St. Louis Blues
Donna Lembke



Orthopedic
Surgeon
Dr. Matt Matava



Director, Hockey
Administration
Ryan Miller



Part-Time
Amateur Scout
Vincent Montalbano



Chiropractor
Dr. Michael Murphy



Part-Time
Amateur Scout
Blair Nicholson



Full-Time Amateur
Scout
J Niemiec



Equipment
Assistant
Chad O'Neil

HOCKEY OPERATIONS



Assistant Director,
Media Relations
Dan O'Neill



Assistant
Athletic Trainer
Chris Palmer



Full-Time
Amateur Scout
Michel Picard



Optometrist
Dr. David Seibel




Dentist
Dr. Ron Sherstoff



Head of European
Amateur Scouting
Jan Vopat



Part-Time
Amateur Scout
Jesse Wallin



Massage Therapist
Nate Schmidt



Orthopedic
Surgeon
Dr. Rick Wright



Manager,
Video Production
Andrew Abrams



Group Sales Executive
John Alvarado



Manager,
Accounting
Kristy Atwater



Electrician
Tim Barts



Client Development
Executive
Jason Bowman



Organist
Jeremy Boyer



Group Sales
Executive, POH
Curtis Brown



Graphic Designer
Nate Brown



Manager,
Accounting
Craig Bryant



Director, Game
Entertainment/Amateur
Hockey
Lamont Buford



Inside Sales
Michelle Burton



Public Address
Announcer
Tom Calhoun



Director, Special
Events, POH
Angela Carr



Manager, Event
Operations
Kevin Casey



Maintenance
Technicians, POH
Eric Chadbourne



Electrician
Shawn Clark



Manager, Guest &
Premium Services
Allison Click



Manager, Ticket
Operations, POH
Stephanie Cordia



Coordinator,
Sponsorship Services
Doug Couch



Executive Assistant to
the President and GM
of Business Operations
Lisa Cwiklowski

STAFF DIRECTORY



Coordinator,
Special Events, POH
Amber Daniels




General Manager, POH
Matt Dewey



Manager, Payroll
Pam Di Rie



Manager, Retail
Amy Dungan



Group Sales Executive
Kaitie Edmiston



Marketing/Sponsorship
Assistant
Donna Ferguson



Sponsorship Services
Coordinator
Amy Fishbein



Electrician
Erik Floyd



Senior Director,
Event Presentation
Chris Frome



Manager,
Premium Sales
Melissa Gale



Senior Director,
Promotions/Digital
Strategy
Matt Gardner



Manager, Front
of House, POH
David Gilbert



Director, Community
Relations/Blues
14 Fund
Randy Girsch



Premium Sales
Executive
Mark Goodwin



Maintenance
David Grimes



Digital Media
Coordinator
John Guminski



Director, Booking, POH
Darren Hall



Ticket Sales
Juanita Hall



Director, Marketing,
POH
Liz Hill



Senior Director,
Ticket Operations
Tere Hubert



Electrician
Jeff Heuermann



Maintenance
Jerome Jacobs



Blue Crew and Mascot
Manager
Alex Jones



Ticket Sales
Jeff Jovanovic



Maintenance
Timothy Kelsheimer



Manager, Contract and
Event Booking
Cherri Kraenzle




Finance Controller
Stephen Kruse



Maintenance
Rick Lacey



Senior Director,
Advertising/Event
Marketing
Megan Little



Maintenance
David Lewis



Group Sales
Executive, POH
Jen Lohrman



Manager, Ticket
Operations
Justin Malmberg



Client Development
Executive
Joyce McCauley



Director, Sponsorship
Services
Jackie Miller



Ticket Sales
Todd Morris



Maintenance
Technicians, POH
Steve Needy



Senior Director,
Group Sales
Jennifer Nevins



Group Sales Executive
Matt Olinik



Administrative
Assistant
Ernestine Ollie



Director, Retail
George Pavlik

STAFF DIRECTORY



Director, Digital Media
Chris Pinkert



Chief Electrician
Rick Pipkins



Senior Manager,
Ticket Operations
Greg Rapini



Client Development
Executive
Natalie Reese



Coordinator,
Group Sales
Marlena Renner



Team Photographer
Scott Rovak



SubZero Club and
Sales Coordinator
Stephanie Sadler



Maintenance
Willie Sales



Maintenance
James Schmuke



Director, Guest
Services and Security
Rob Schnettler



Lead Maintenance
Scott Schram



In-Game Host
Angella Sharpe



Production Manager,
POH
Adrian Silverstein



Manager, Retail
Barry Smith



Account Executive
Michael Spangler




Manager, Ticket
Operations
Tiffany Stamper



HR Administrator
Tiffany Stern



Assistant Manager,
Payroll
Crystal Strasburg



Account Executive
Matt Suda




Director, Group Sales
Kari Takmajian



Junior Digital Media and Graphic Designer
Amber Taylor



Group Sales Executive
Tim Thurber



Assistant Store Manager
Matt Tierney



Manager, Accounting
Mike Tonjes



Electrician
Reza Torgoley



Manager, Community Relations
Hannah Uhlenbrock



Database Manager
Mike VanMassenhove



Director, Building Operations
Tim Vogt



Coordinator, Accountants Payable
Mindy Wallace



Group Sales Executive
Kyle Waymon



Director, Suite Sales
Nick Wierciak




Director, Branding and Creative
Brenda Wilbur



Electrician, Peabody Opera House
Curtis Wilburn



Manager, IT
Larry Womack



Account Executive
Kyle Worman



Director, Alumni Relations
Terry Yake

Not Pictured

Ticket Sales
Brittany Bommarito

Music Coordinator
Carl Middleman

Ticket Sales
Debbie Nyberg

Ticket Sales
Dominique Robertson

Video Producer
Peter Saguto

Ticket Sales
Peggie O'Connor

Maintenance Technicians, Peabody Opera House
Zlatko Kireta

Manager, Event Operations
Phillip Ransford

Part-Time Professional Scout
Wayne Munday



John Kelly Television Play-by-Play

John Kelly returns for his 10th season as the television play-by-play voice of the Blues on FOX Sports Midwest.

Kelly spent nine seasons with FOX Sports Rocky Mountain, where he announced Colorado Avalanche games when the team relocated to Denver. He has called games in the NHL for 21 seasons and prior to that he called American Hockey League games on radio with the St. Catharines Saints and Adirondack Red Wings. Kelly started his NHL career as the radio voice of the New York Rangers during the 1988-89 campaign. From

1989-90 through 1991-92, the St. Louis native worked the Blues' radio and television simulcasts. Kelly moved on to the expansion Tampa Bay Lightning in 1992-93 where he spent three seasons as the play-by-play voice on the radio and television simulcasts and then headed west to Colorado for the Avalanche's first season in 1995-96. During the 1997-98 NHL season, he announced play-by-play for the Fox national broadcasts. He also broadcasted NHL playoff games during the 2005-06 season.

Kelly's past also includes broadcasting experience in baseball, basketball and soccer. While in Florida, he announced games for the Orlando Predators of the Arena Football League. He spent the summer months from 1993 to 1996 as the hockey play-by-play announcer at the annual U.S. Olympic Festival.

No stranger to the profession, Kelly comes from a family with a rich background in hockey announcing. His father, Dan Kelly, was the radio and television voice of the Blues for 21 years and was inducted into the Hockey Hall of Fame in 1989. John's younger brother, Dan Jr., called games on radio for the Blues from 1997-2000. His uncle, Hal, also was a hockey broadcaster, working with several NHL teams when hockey began airing on television.

John, born in Canada, is a graduate of Southern Illinois University – Edwardsville with a degree in communications. He and his wife Jennifer, a St. Louis native, have three children, Patrick, Megan and Grace.



Darren Pang Television Color Analyst

Darren Pang, one of the premier announcers in hockey, is in his fifth season with FOX Sports Midwest as the analyst on St. Louis Blues telecasts. Pang works alongside John Kelly in the television booth, forming one of the most accomplished broadcast teams in the NHL. He also provides national coverage for NBC/NBCSN, TSN and NHL Network when not broadcasting games for the Blues on FS Midwest.

Pang came to FOX Sports Midwest after four seasons as the Phoenix Coyotes' TV analyst. Prior to the Coyotes, Pang spent 12 years covering hockey for ESPN, ESPN2 and ABC. In addition, Pang worked as an ice level reporter for the men's hockey coverage in Nagano, Japan during the 1998 Winter Olympics on CBS, NBC's coverage of the 2002 Winter Games and as a studio analyst at the 2010 Olympics in Vancouver with TSN/CTV. He has also worked all of NBC's Winter Classics as an analyst.

The Meaford, Ontario native played three NHL seasons, all with the Blackhawks, from 1984-85 to 1988-89. He played in a total of 81 games, compiling a 27-35-7 record and a 4.05 GAA. In 1987-88, he was named to the NHL All-Rookie Team and finished third in the race for the Calder Trophy. In addition to his playing career, Pang served as the goaltending coach for the University of Notre Dame from 1996-99, working alongside head coach Dave Poulin.

Pang and his wife Lynn reside in University City and have two children, Tyler and Sammy.



Bernie Federko Television Analyst

Bernie Federko returns to FOX Sports Midwest for his 14th season and sixth in his role as an ice-level analyst between the benches for home games and co-host of FOX Sports Midwest's Blues Live pre-game and post-game shows. Prior to broadcasting for television, he spent four years as an analyst on the Blues' radio broadcast.

Federko, a 14-year NHL veteran played for the Blues for 13 seasons (1976-1989). He holds club records for games played (927), assists (721) and points (1,073) with the Blues. Bernie retired from hockey after the 1989-90 season and was officially inducted into the Hockey Hall of Fame on November 4, 2002. His #24 sweater was retired on March 16, 1991 by the Blues and hangs from the ceiling at Scottrade Center.

Bernie and his wife Bernadette have three sons, Jordan, Dustin and Drew. The Federko's reside in St. Louis.



Jim Hayes Television Host and Reporter

Jim Hayes serves as a host and reporter for FOX Sports Midwest, covering the St. Louis Blues and St. Louis Cardinals for the network's pre-game and post-game shows and live game coverage. He also contributes to the network's coverage of the St. Louis Rams and local college and high school sports.

Hayes came to FOX Sports Midwest in 2000 as a reporter for the Midwest Sports Report and began covering St. Louis-area sports in 2001. He previously worked for WPHL—WB17 in Philadelphia where he was a sports anchor and reporter for two years at WPHL, covering hard sports news throughout the region and shined in featuring the 'lighter side' of sports.

Hayes is a 1984 graduate of the State University College at Geneseo, N.Y. He has been nominated for regional Cable Ace and regional Emmy awards.



Pat Parris Television Host

Pat Parris serves as the primary host of FOX Sports Midwest's St. Louis Blues and St. Louis Cardinals pre-game and post-game shows.

Parris first joined FOX Sports Midwest in 2001 as an anchor for the Midwest Sports Report. Before joining FOX Sports Midwest, Parris was the sports anchor for WTKR-TV in Norfolk, Va. Previously, he spent four years as a sports anchor at WTAE-TV in Pittsburgh.

Parris, a 1987 graduate of Drake University, also has worked as a television sports reporter at KTXH-TV in Houston, KCCI-TV in Des Moines and KGUN-TV in Tucson, Ariz.



Chris Kerber Radio Play-by-Play

Chris Kerber returns for his 14th season as the Blues radio play-by-play on the Blues' radio network.

In addition to broadcasting Blues games, he also called four St. Louis Cardinals baseball games during the 2006 season.

Prior to joining the Blues, Kerber spent four seasons calling the action for the Springfield (Ma.) Falcons in the American Hockey League. In addition to his play-by-play and host duties for the Falcons, he acted as the team's director of media relations from 1996 to 1999 and was promoted to director of marketing and communications for the 1999-2000 season.

A 1994 graduate of Miami University in Oxford, Ohio, Kerber did play-by-play for the men's hockey team on WMSR, the student radio station. After graduating with a B.S. degree in Marketing, Kerber handled the play-by-play and PR duties for two seasons for the Birmingham (Al.) Bulls of the East Coast Hockey League before joining Springfield.

In addition to calling all the regular season and post-season games, Kerber will continue to host a pre-game show, post-game programs, coaches and players shows as well as fan activities to help promote Blues hockey.

Chris and his wife Kristie reside in St. Louis and have three daughters.




Kelly Chase Radio Color Analyst

Kelly Chase will be entering his 14th season as analyst for the Blues radio broadcasts. Chase brings an interesting mix of insight and analysis to the booth along with fellow broadcaster Chris Kerber.

He leaves behind a 12-year NHL career, which included eight years as a member of the Blues. Chase officially retired from the NHL on July 28, 2000. He finished his career with 458 games played, 17 goals, 36 assists and 53 career points. Chase ranks second on the Blues' all-time penalty minute list with 1,497 minutes and finished his career with 2,017 total penalty minutes.

In 1998 Chase received the King Clancy award from the NHL, which is given to the player who has made a noteworthy humanitarian contribution to his community. In 1993 he established the Gateway Locomotives, which teaches the sport of hockey to handicapped individuals. Chase was also a part owner of the three-time (2007, 2008, 2009) National Champion St. Louis Bandits of the North American Hockey League.

Kelly and his wife Raelynn have three sons, Will, Ben, and Luke.



Bob Plager Community Relations and KMOX Radio

Bob Plager joined the St. Louis Blues in their inaugural season in 1967-68 as a player and has served various capacities within the organization. He currently works in the Blues' community relations department and also is an analyst on KMOX during Blues home games and on post-game shows.

Plager became the 16th Head Coach in Blues history on May 1, 1992. Plager also served as the Head Coach for the Rivermen during the 1990-91 season, leading the club to a 58-19-5 record and captured the Turner Cup as the champion of the International Hockey League. During that season, the Rivermen broke 40-plus IHL records and Plager was voted by his peers as the Coach of the Year.

Plager has also served the franchise as Director of Professional Scouting, Vice President and Director of Player Development, a Special Assistant to the General Manager, Assistant to the Director of Hockey Operations, Head Coach for Salt Lake City of the Central Hockey League and was a scout for the Blues handling special assignments.

After the 1977-78 season, Plager retired after playing 14 seasons in the National Hockey League. He was a fierce competitor known best for knocking opponents to the ice with his famous hip check. Plager made his NHL debut with the New York Rangers during the 1964-65 season and was traded to St. Louis on June 6, 1967. Plager currently ranks sixth all-time on the Blues with 615 games played and ranks ninth with 762 penalty minutes. In his 14 year NHL career, he played in 644 games, registered 146 points (20g, 126a) and tallied 800 penalty minutes.

Bob resides in St. Louis and has two children, Melissa and Bobby and two grandchildren, Jacob Plager Briggs and Katie.

FOLLOW THE BLUES ON SOCIAL MEDIA

This page features only official, verified Social Media pages for players, broadcasters and entities associated with the St. Louis Blues. NOTE: Players, coaches and broadcasters handle their own social media sites. Content on these sites does not necessarily reflect the opinions of the St. Louis Blues.

Official Accounts



St. Louis Blues

Twitter: @StLouisBlues
 Facebook: St. Louis Blues Hockey Club
 Google +: St. Louis Blues
 YouTube: St. Louis Blues Hockey Club
 Instagram: stlouisblues
 Pinterest: St. Louis Blues



Scottrade Center

Twitter: @ScottradeCenter
 Facebook: Scottrade Center
 foursquare: Scottrade Center



Peabody Opera House

Twitter: @PeabodyOperastl
 Facebook: Peabody Opera House
 foursquare: Peabody Opera House



True Blues Team Store

Facebook: True Blues Authentic Team Store



Blues Youth Hockey

Twitter: @STLBLUESYH
 Facebook: St. Louis Blues Youth Hockey



Louie

Twitter: @LouieSTLBlues
 Facebook: Louie - St. Louis Blues Mascot
 YouTube: LouieSTLBlues



Blue Crew

Twitter: @stlbluecrew
 Instagram: stlbluecrew



Blues Alumni

Twitter: @bluesalumni

Players and Coaches

David Backes

Twitter: @dbackes42

T.J. Oshie

Twitter: @OSH74

Facebook: T.J. Oshie

Vladimir Tarasenko

Twitter: @tara9191

Alexander Steen

Twitter: @Steenner20

Paul Stastny

Twitter: @PaulyWalnuts26

Chris Porter

Twitter: @32porterhouse

Jori Lehtera

Twitter: @LempaaJanpoika

Brian Elliott

Twitter: @KidElli1

Alex Pietrangelo

Twitter: @apetro_27

Steve Ott

Twitter: @Ottner9ne

Jake Allen

Twitter: @34jallen

Kevin Shattenkirk

Twitter: @shattdeuces

Patrik Berglund

Twitter: @bulish21

Ryan Reaves

Twitter: @rreaves75

Magnus Paajarvi

Twitter: @mps_91

Dmitrij Jaskin

Twitter: @DmitrijiJaskin

Ian Cole

Twitter: @ICole23

Chris Butler

Twitter: @TheButler44

Al MacInnis

Twitter: @AMacInnis2

Broadcasters and Team Personnel

Chris Kerber

Twitter: @chriskerber

Kelly Chase

Twitter: @Chasenpucks39

John Kelly

Twitter: @Jkellyhockey

Darren Pang

Twitter: @Panger40

Dan O'Neill (PR)

Twitter: @doneill8

Chris Pinkert

Twitter: @PinkertBLUES



34 JAKE ALLEN GOALTENDER

CATCHES: Left **HEIGHT:** 6-3 **WEIGHT:** 204
BORN: 8-7-90 **BIRTHPLACE:** Fredericton, New Brunswick

2013-14 SEASON RECAP:

- Posted a 32-16-3 record in 51 games with Chicago, en route to being named the AHL's Goaltender of the Year
- Ranked first in the AHL in wins, goals against average (2.07) and save percentage (.927), becoming the first goaltender since 1984-85 to lead the league in all three categories
- He was named to the 2014 AHL All-Star Team

CAREER HIGHLIGHTS:

- In 2012-13, among rookie goalies, he led the NHL in wins (9) and GAA (2.46) while ranking 2nd in sv% (.905). He also became the first Blues rookie goalie to record at least nine wins since Curtis Joseph in 1989-90, and his .692 win percentage was the best ever for a Blues rookie (at least 10 games played)
- On Feb. 13, 2013, he became the third goalie in NHL history to win his first NHL start in Detroit (Damian Rhodes, 91' and Rastislav Stana, 04')
- He earned his first career shutout on Mar. 14, 2013 vs. Phoenix (28 saves)
- He made 39 saves on Mar. 12, 2013 vs. SJS, a 2012-13 regular season high for a Blues goaltender
- In November 2011, he was named the AHL's Goaltender of the Month, posting a 6-1-0 record, along with a 1.35 goals against average, a .959 save percentage and three shutouts

INTERNATIONAL CAREER HIGHLIGHTS:

- Earned a silver medal with Canada at the 2010 World Juniors, posting a 3-0-0 record and two shutouts in five appearances
- In 2008, he earned a gold medal and was named the tournament MVP at the U-18 World Juniors, posting a 6-1-0 record and two shutouts in seven games

CAREER TRANSACTIONS

- None

CAREER STATS

Season	Team	League	REGULAR SEASON								PLAYOFFS						
			GP	W	L	T	MIN	SO	GAA	SV%	GP	W	L	MIN	SO	GAA	SV%
2007-08	St. John's	QMJHL	70	9	8	4	1507	2	3.03	.905	6	2	1	128	0	3.74	3.74
	Canada	WJC-18	7	6	1	0	420	2	1.43	.948	--	--	--	--	--	--	--
2008-09	Montreal	QMJHL	53	28	25	0	3023	3	2.86	.913	10	4	6	585	1	3.59	3.59
2009-10	Montreal	QMJHL	27	11	11	0	1241	1	2.66	.912	--	--	--	--	--	--	--
	Drummondville	QMJHL	24	18	3	0	1271	3	1.75	.933	14	9	5	840	1	2.43	2.43
	Canada	WJC	5	3	0	0	291	2	2.06	.902	--	--	--	--	--	--	--
2010-11	Peoria	AHL	47	25	19	3	2805	6	2.52	.917	3	0	3	189	0	3.8	3.8
2011-12	St. Louis	NHL	1	0	0	0	1	0	0.00	--	0	0	0	0	0	0	0
	Peoria	AHL	38	13	20	2	2148	1	2.93	.915	--	--	--	--	--	--	--
2012-13	St. Louis	NHL	15	9	4	0	804	1	2.46	.905	--	--	--	--	--	--	--
	Peoria	AHL	35	13	19	2	2054	2	2.89	.904	--	--	--	--	--	--	--
2013-14	Chicago	AHL	52	33	16	3	3138	7	2.03	.928	9	3	6	511	1	3.29	.879
NHL TOTALS			15	9	4	0	804	1	2.46	.905	--	--	--	--	--	--	--
ST. LOUIS TOTALS			15	9	4	0	804	1	2.46	.905	--	--	--	--	--	--	--

CONTRACT STATUS

Two-year deal through 2014-15

DRAFTED

St. Louis' second round pick (34th overall) in 2008

CAREER FIRSTS

NHL Game: Feb. 5, 2013 vs. Nashville

Win: Feb. 13, 2013 at Detroit

Shutout: Mar. 14, 2013 vs. Phoenix

Game as Blue: Feb. 5, 2013 vs. Nashville

Win as Blue: Feb. 13, 2013 at Detroit

Shutout as Blue: Mar. 14, 2013 vs. Phoenix

REGULAR SEASON CAREER HIGHS

Longest Win Streak: 5 – Mar. 7-16, 2013

Longest Team Point Streak: 5 – (5-0-0) Mar. 7-16, 2013

Longest Shutout Sequence: 86:18 – Mar. 12-16, 2013

Most Shots Faced: 41 – Mar. 12, 2013 vs. San Jose

Most Saves Made: 39 – Mar. 12, 2013 vs. San Jose

PENALTY SHOTS

None

SHOOTOUTS

2-2, 100%

ALL-STAR GAMES

None

NHL AWARDS


2013 NHL All-Rookie Team

Career vs. NHL

	GP	W	L	OTL	SO	GAA	SV%
Vs. Anh	1	1	0	0	0	0.98	.964
Vs. Cgy	1	1	0	0	0	2.00	.938
Vs. Cls	2	1	1	0	0	2.50	.891
Vs. Col	1	0	0	0	0	2.61	.917
Vs. Det	1	1	0	0	0	2.95	.833
Vs. Edm	1	0	1	0	0	7.20	.571
Vs. Nsh	1	0	0	0	0	3.87	.750
Vs. Pho	2	2	0	0	1	1.50	.944
Vs. SJ	3	2	1	0	0	2.35	.923
Vs. Van	2	1	1	0	0	2.90	.880

Career Home/Away

	GP	MIN	W	L	OTL	SO	GAA	SV%
Home	7	355	4	2	0	1	1.86	.933
Away	8	449	5	2	0	0	2.94	.879



42 DAVID BACKES CENTER

SHOOTS: Right **HEIGHT:** 6-3 **WEIGHT:** 221
BORN: 5-1-84 **BIRTHPLACE:** Minneapolis, Minnesota

2013-14 SEASON RECAP:

- Posted his third career 25+ goal season and t-third overall with 273 hits
- Scored his second career hat trick on Mar. 25 in TOR
- Set a new career high with 5 GWG and 10 power play goals
- 500th career game, Oct. 17 at CHI
- 700th career PIM, Oct. 23 vs. DAL

CAREER HIGHLIGHTS:

- In 2012-13, he led the Blues with 22 assists while ranking 2nd with 28 points and tied for first among forwards with a +5 rating. He also finished the year with 494 career games played as a Blue tying Pavol Demitra for 14th in club history.
- In 2011-12, he led the Blues in goals (24), power play goals (8) and shots (234 – career high)
- In 2010-11, he led the club in points (62), goals (31), plus/minus (+32), hits (213) while ranking second in assists (31), shots (211) and ice time per game among forwards (19:42)
- Also in 2010-11, he ranked second overall and led all NHL forwards in plus/minus becoming the only player in Blues history to record over 30 goals, 30 assists and +30 rating in a single season
- He led the club and ranked 5th in the NHL with a new career-high 266 hits, making him one of four players to record at least 15 goals and over 250 hits in 2009-10
- In 2008-09, he turned in one of the top single-game performances by an NHL player during the season, notching four goals. It was the 6th time in Blues history that a player recorded four goals in a single game
- In his senior season at Minnesota State-Mankato, he served as captain and was named to the Academic All-American First Team and was named to the NCAA West Second All-American Team. Also selected a WCHA Second Team All-Star
- As a freshman, he finished fourth in the NCAA overall in rookie scoring and ranked second in the WCHA en route to earning a selection to the WCHA All-Rookie Team
- Selected to the USHL First All-Star Team with Lincoln in 2003 and appeared in the 2003 USHL All-Star Game

INTERNATIONAL CAREER HIGHLIGHTS:

- Represented the United States at the 2014 and 2010 Winter Olympics, helping the club capture silver in 2010 in Vancouver
- Appeared in three consecutive World Championships from 2007-09. He helped the team reach the Bronze Medal Game in 2009

CAREER TRANSACTIONS:

- None

CAREER STATS

Season	Team	League	REGULAR SEASON					PLAYOFFS				
			GP	G	A	PTS	PIM	GP	G	A	PTS	PIM
2001-02	Chicago	USHL	25	31	36	67	--	2	1	1	2	--
	Lincoln	USHL	30	11	10	21	54	3	0	0	0	2
2002-03	Lincoln	USHL	57	28	41	69	126	7	4	1	5	17
2003-04	Minnesota State	NCAA	39	16	21	37	66	--	--	--	--	--
2004-05	Minnesota State	NCAA	38	17	23	40	55	--	--	--	--	--
2005-06	Minnesota State	NCAA	38	13	29	42	91	--	--	--	--	--
	Peoria	AHL	12	5	5	10	10	3	1	1	2	8
2006-07	St. Louis	NHL	49	10	13	23	37	--	--	--	--	--
	Peoria	AHL	31	10	3	13	47	--	--	--	--	--
	United States	WC	7	1	2	3	6	--	--	--	--	--
2007-08	St. Louis	NHL	72	13	18	31	99	--	--	--	--	--
	United States	WC	6	0	1	1	35	--	--	--	--	--
2008-09	St. Louis	NHL	82	31	23	54	165	4	1	2	3	10
	United States	WC	9	1	4	5	33	--	--	--	--	--
2009-10	St. Louis	NHL	79	17	31	48	106	--	--	--	--	--
	United States	OG	6	1	2	3	2	--	--	--	--	--
2010-11	St. Louis	NHL	82	31	31	62	93	--	--	--	--	--
2011-12	St. Louis	NHL	82	24	30	54	101	9	2	2	4	18
2012-13	St. Louis	NHL	48	6	22	28	62	6	1	2	3	0
2013-14	St. Louis	NHL	74	27	30	57	119	4	0	1	1	2
	United States	OG	6	3	1	4	6	--	--	--	--	--
NHL TOTALS			568	159	198	357	782	23	4	7	11	30
ST. LOUIS TOTALS			568	159	198	357	782	23	4	7	11	30

CONTRACT STATUS

Five-year deal through 2015-16

DRAFTED

St. Louis' second round pick (62nd overall) in 2003

CAREER FIRSTS

NHL Game: Dec. 19, 2006 at Pittsburgh

NHL Goal: Dec. 21, 2006 vs. Los Angeles

Game as Blue: Dec. 19, 2006 at Pittsburgh

Goal as Blue: Dec. 21, 2006 vs. Los Angeles

REGULAR SEASON CAREER HIGHS

Goals: 4 – Apr. 2, 2009 at Detroit

Assists: 3 – Nov. 30, 2010 at Chicago

Points: 4 (3x) – last, Jan. 21, 2012 vs. Buffalo

PIM: 21 – Jan. 14, 2012 vs. Minnesota

Shots: 9 – Apr. 2, 2009 at Detroit

Goal Streak: 4 – Dec. 13-20, 2008 (4g)

Assists Streak: 6 – Dec. 31, 2009-Jan. 12, 2010 (7a)

Point Streak: 6 (2x) – Nov. 11-20, 2010 (2g, 6a)

Games Played Streak : 274 – Jan. 27, 2010-Dec. 16, 2013

PENALTY SHOTS

Dec. 18, 2010 vs. Antero Nittymaki (SJS), successful

SHOOTOUTS

0-4

ALL-STAR GAMES

2011

NHL AWARDS

None

Career vs. NHL

	GP	G	A	P	PIM
Anaheim	26	11	7	18	28
Boston	8	2	1	3	11
Buffalo	7	3	2	5	2
Calgary	26	7	6	13	27
Carolina	9	4	0	4	2
Chicago	44	8	14	22	87
Colorado	29	10	14	24	47
Columbus	41	16	18	34	69
Dallas	29	5	13	18	18
Detroit	40	9	14	23	72
Edmonton	28	9	7	16	28
Florida	8	5	3	8	20
Los Angeles	28	4	9	13	32
Minnesota	30	8	9	17	79
Montreal	7	3	3	6	10
Nashville	44	10	19	29	43
New Jersey	7	1	5	6	2
NY Islanders	8	1	0	1	0
NY Rangers	9	3	4	7	8
Ottawa	7	1	4	5	6
Philadelphia	7	2	0	2	10
Phoenix	28	6	17	23	45
Pittsburgh	8	1	3	4	10
San Jose	27	7	5	12	52
Tampa Bay	8	2	6	8	6
Toronto	8	7	3	10	10
Vancouver	27	7	9	16	34
Washington	8	2	1	3	10
Winnipeg	12	5	2	7	14

NHL STATS BREAKDOWN

Season	Team	TOI/Gm	PPG	SHG	+/-	GWG	FO%	S	S%	Hits	Bks
2006-07	St. Louis	13:25	2	0	6	2	46.2	89	11.2	92	8
2007-08	St. Louis	14:41	3	0	-11	2	44.8	129	10.1	240	13
2008-09	St. Louis	17:41	6	2	-3	1	44.4	208	14.9	204	52
2009-10	St. Louis	18:18	5	0	-4	3	47.3	163	10.4	266	60
2010-11	St. Louis	19:42	5	0	32	2	44.5	211	14.7	213	40
2011-12	St. Louis	20:00	8	2	15	4	48.6	234	10.3	226	72
2012-13	St. Louis	19:37	1	0	5	1	52.3	100	6.0	158	41
2013-14	St. Louis	19:33	10	0	14	5	51.7	165	16.5	273	56
TOTALS		18:03	40	4	54	20	48.4	1299	12.2	1672	342



21 PATRIK BERGLUND

CENTER

SHOOTS: Left **HEIGHT:** 6-4 **WEIGHT:** 216
BORN: 6-2-88 **BIRTHPLACE:** Vasteras, Sweden

2013-14 SEASON RECAP:

- Recorded a season-high four game point streak from Jan. 4 - 10
- +10 rating was his best since his rookie season (+19) in 2008-09
- 200th career point, Dec. 21 at EDM
- 400th career game, Jan. 14 vs. PHX
- Earned Silver Medal with Team Sweden at 2014 Winter Olympics

CAREER HIGHLIGHTS:

- In 2012-13, he ranked 2nd on the team with 17 goals and tied for 4th with 25 points overall, while tying for the club lead with three game winning goals. He also led the League overall with a 23% shooting percentage
- In 2011-12, he ranked 6th on the team in points (38), tied for 3rd in goals (19), 6th in assists (19) and tied for 5th in game-winning goals (3) and shots (188)
- In 2010-11, he set career highs in points (52), goals (22), assists (30), games played (81), power play goals (8), shots (175) and penalty minutes (26). He also led the team in power play goals while ranking second in both points and goals
- In 2008-09, he was named to the NHL's All-Rookie Team

INTERNATIONAL CAREER HIGHLIGHTS:

- Earned the silver medal with Sweden at the 2014 Winter Olympics, posting three points (2g, 1a) in six games
- Dressed in nine games for Sweden at the 2011 World Championship, ranking second among all skaters in goals (8), points (10) and plus/minus (+7) en route to earning the Silver Medal and being named to the tournament All-Star Team
- Won bronze medal with Sweden at the 2009 World Championships, while also earning silver at the 2008 World Juniors

CAREER TRANSACTIONS:

- Signed as a free agent by Vasteras (Swe-2) on Sept. 18, 2012

CAREER STATS

Season	Team	League	REGULAR SEASON					PLAYOFFS				
			GP	G	A	PTS	PIM	GP	G	A	PTS	PIM
2005-06	Vasteras	Swe-1	21	3	1	4	4	--	--	--	--	--
2006-07	Vasteras	Swe-1	35	21	27	48	30	--	--	--	--	--
	Sweden	WJC	7	1	2	3	0					
2007-08	Vasteras	Swe-1	36	21	24	45	18	--	--	--	--	--
	Sweden	WJC	6	3	4	7	14	--	--	--	--	--
2008-09	St. Louis	NHL	76	21	26	47	16	4	0	0	0	2
	Sweden	WC	7	0	1	1	0	--	--	--	--	--
2009-10	St. Louis	NHL	71	13	13	26	16	--	--	--	--	--
2010-11	St. Louis	NHL	81	22	30	52	26	--	--	--	--	--
	Sweden	WC	9	8	2	10	8	--	--	--	--	--
2011-12	St. Louis	NHL	82	19	19	38	30	9	3	4	7	6
2012-13	St. Louis	NHL	48	17	8	25	12	6	1	1	2	2
2013-14	Vasteras	Swe-1	30	20	12	32	20	--	--	--	--	--
	St. Louis	NHL	78	14	18	32	38	4	0	0	0	0
	Vasteras	Olympics	6	2	1	3	4	--	--	--	--	--
NHL TOTALS			436	106	114	220	138	23	4	5	9	10
ST. LOUIS TOTALS			436	106	114	220	138	23	4	5	9	10

CONTRACT STATUS

Three-year deal through 2016-17

DRAFTED

St. Louis' first round pick (25th overall) in 2006

CAREER FIRSTS

NHL Game: Oct. 10, 2008 vs. Nashville

NHL Goal: Oct. 13, 2008 at Toronto

Game as Blue: Oct. 10, 2008 vs. Nashville

Goal as Blue: Oct. 13, 2008 at Toronto

REGULAR SEASON CAREER HIGHS

Goals: 2 (8x) – last, Mar. 15, 2014 at Nashville

Assists: 3 – Feb. 10, 2009 vs. Vancouver

Points: 3 (2x) – last, Mar. 29, 2009 vs. Columbus

PIM: 4 (7x) – last, Mar. 15, 2014 at Nashville

Shots: 6 (3x) – last, Dec. 21, 2013 at Edmonton

Goal Streak: 4 – Feb. 13-19, 2013 (4g)

Assists Streak: 5 – Nov. 11-19, 2010 (8a)

Point Streak: 6 (2x) – last, Jan. 13-24, 2011 (3g, 4a)

Games Played Streak : 156 – Mar. 26, 2011 - Nov. 16, 2013

PENALTY SHOTS

2 – last, Jan. 24, 2013 vs. Pekka Rinne – successful

SHOOTOUTS

0-11, 0%

ALL-STAR GAMES

None

NHL AWARDS

2009 NHL All-Rookie Team

Career vs. NHL

	GP	G	A	P	PIM
Anaheim	20	6	5	11	4
Boston	6	0	1	1	0
Buffalo	5	1	3	4	0
Calgary	21	6	4	10	8
Carolina	8	0	2	2	4
Chicago	32	5	9	14	10
Colorado	22	7	9	16	12
Columbus	30	12	5	17	10
Dallas	23	3	8	11	4
Detroit	29	11	6	17	12
Edmonton	20	5	6	11	14
Florida	7	1	1	2	2
Los Angeles	21	4	3	7	0
Minnesota	23	7	5	12	10
Montreal	5	0	2	2	0
Nashville	30	7	8	15	10
New Jersey	6	1	2	3	2
NY Islanders	7	2	3	5	4
NY Rangers	8	1	0	1	4
Ottawa	6	1	3	4	4
Philadelphia	6	1	0	1	0
Phoenix	22	8	6	14	2
Pittsburgh	7	3	1	4	0
San Jose	21	3	7	10	8
Tampa Bay	6	3	1	4	2
Toronto	6	2	3	5	2
Vancouver	22	5	7	12	6
Washington	6	1	1	2	0
Winnipeg	11	0	3	3	4

NHL STATS BREAKDOWN

Season	Team	TOI/Gm	PPM	SHG	GWG	+/-	FO%	S	S%	Hits	Bks
2008-09	St. Louis	14:43	7	0	1	19	39.8	143	14.7	58	14
2009-10	St. Louis	13:30	6	0	4	-5	43.7	129	10.1	70	11
2010-11	St. Louis	17:11	8	0	1	-3	46.2	175	12.6	116	33
2011-12	St. Louis	17:58	0	2	3	4	48.5	188	10.1	97	36
2012-13	St. Louis	16:50	5	2	3	-2	46.3	74	23.0	53	24
2013-14	St. Louis	16:10	2	0	2	10	47.6	144	9.7	88	30
TOTALS		16:05	28	4	14	23	46.0	853	12.4	482	148



19 JAY BOUWMEESTER

DEFENSEMAN

SHOOTS: Left **HEIGHT:** 6-4 **WEIGHT:** 208
BORN: 9-27-83 **BIRTHPLACE:** Edmonton, Alberta

2013-14 SEASON RECAP:

- Shared 5th among all defensemen with a career-high +26 rating
- Ranked second among Blues defensemen and tied for 17th among all defensemen with 33 assists
- Currently the leading Iron Man in major pro sports with 717 consecutive games played (reg. season – 723 playoffs included)
- 800th career NHL game, Dec. 23 at CGY
- 700th consecutive NHL game, Mar. 11 vs. DAL
- Earned Gold Medal with Team Canada at 2014 Winter Olympics

CAREER HIGHLIGHTS:

- In 2012-13, joined the Blues and made his NHL postseason debut on Apr. 30 vs. Los Angeles
- In 2011-12, led Florida in ice time per game (25:27) and led their defense with 29 points
- Set an NHL record for consecutive games played by a defenseman (496) on Mar. 15, 2011
- In 2008-09, led all defenseman averaging 26:59 of ice time per game, and represented the Eastern Conference at the 2009 NHL All-Star Game
- Appeared in his first career NHL All-Star Game in 2007
- In 2005-06, recorded 41 assists, the second highest single-season total by a Florida defenseman in franchise history
- Appeared in the American Hockey League's Calder Cup Finals in 2005
- Led rookies in average ice time per game (20:08), and was named to the NHL All-Rookie team in 2002-03
- In 2002, named Medicine Hat's (WHL) Player of the Year and represented the East at the WHL All-Star Game. Named MVP of Team Tiger Williams at CHL Top Prospects Game and Fastest skater at Top Prospects Skills Competition.

INTERNATIONAL CAREER HIGHLIGHTS:

- Two-time Olympian with Team Canada (2006, 2014), including winning the gold medal in 2014
- Won the bronze medal with Team Canada at the 2008 World Championships (WC), and gold at 2003 WC, where he was named the tournament's best defenseman and named to the all-tournament team
- Participated in the World Juniors (WJC) three times (2002 – silver, 2001 – bronze, 2000-bronze), including 2000, when he became the youngest player ever (16 yrs, 3 months) and the fourth 16-year old overall (Wayne Gretzky, Mario Lemieux, Jason Spezza) to represent Canada in a WJC

CAREER TRANSACTIONS:

- Traded to Calgary from Florida in exchange for Jordan Leopold and Phoenix's 3rd round pick (Josh Birkholz) in 2009 Entry Draft on June 27, 2009
- Acquired by the Blues from Calgary in exchange for Mark Cundari, Reto Berra and a 1st round pick (Emile Poirier) in the 2013 Entry Draft on April 1, 2013

CAREER STATS

Season	Club	League	REGULAR SEASON					PLAYOFFS				
			GP	G	A	PTS	PIM	GP	G	A	PTS	PIM
1998-99	Medicine Hat	WHL	8	2	1	3	2	--	--	--	--	--
1999-00	Medicine Hat	WHL	64	13	21	34	26	--	--	--	--	--
2000-01	Medicine Hat	WHL	61	14	39	53	44	--	--	--	--	--
2001-02	Medicine Hat	WHL	61	11	50	61	42	--	--	--	--	--
2002-03	Florida	NHL	82	4	12	16	14	--	--	--	--	--
2003-04	Florida	NHL	61	2	18	20	30	--	--	--	--	--
2003-04	San Antonio	AHL	2	0	1	1	2	--	--	--	--	--
2004-05	San Antonio	AHL	64	4	13	17	50	--	--	--	--	--
2004-05	Chicago	AHL	18	6	3	9	12	18	0	0	0	14
2005-06	Florida	NHL	82	5	41	46	79	--	--	--	--	--
2006-07	Florida	NHL	82	12	30	42	66	--	--	--	--	--
2007-08	Florida	NHL	82	15	22	37	72	--	--	--	--	--
2008-09	Florida	NHL	82	15	27	42	68	--	--	--	--	--
2009-10	Calgary	NHL	82	3	26	29	48	--	--	--	--	--
2010-11	Calgary	NHL	82	4	20	24	44	--	--	--	--	--
2011-12	Calgary	NHL	82	5	24	29	26	--	--	--	--	--
2012-13	Calgary	NHL	33	6	9	15	16	--	--	--	--	--
	St. Louis	NHL	14	1	6	7	6	6	0	1	1	0
2013-14	St. Louis	NHL	82	4	33	37	20	6	0	1	1	2
NHL TOTALS			846	76	268	344	489	12	0	2	2	2
ST. LOUIS TOTALS			96	5	39	44	26	12	0	2	2	2

CONTRACT STATUS

Five-year deal through 2018-19

DRAFTED

Florida's first round pick (3rd overall) in 2002

CAREER FIRSTS

NHL Game: Oct. 10, 2002 vs. Tampa Bay

NHL Goal: Nov. 11, 2002 vs. Chicago

Game as Blue: Apr. 4, 2013 at Chicago

Goal as Blue: Apr. 16, 2013 vs. Vancouver

REGULAR SEASON CAREER HIGHS

Goals: 2 – Jan. 13, 2007 vs. Washington

Assists: 3 – Jan. 14, 2006 vs. Columbus

Points: 4 – Jan. 13, 2007 vs. Washington

PIM: 8 – Mar. 28, 2007 vs. Atlanta

Shots: 9 – Mar. 18, 2006 at Washington

Goal Streak: 4 – Jan. 8-17, 2009 (4g)

Assists Streak: 6 – Jan. 25 - Feb. 7, 2006 (7a)

Point Streak: 6 (2x) – last, Jan. 4-17, 2009 (4g, 3a)

Games Played Streak : 717 – Mar. 6, 2004 - Current

PENALTY SHOTS

None

SHOOTOUTS

0-3, 0%

ALL-STAR GAMES

2007, 2009

NHL AWARDS

2009 NHL All-Rookie Team

Career vs. NHL

	GP	G	A	P	PIM
Anaheim	23	2	6	8	2
Boston	27	2	9	11	24
Buffalo	28	0	11	11	22
Calgary	9	2	5	7	2
Carolina	45	7	18	25	38
Chicago	27	4	11	15	12
Colorado	32	3	12	15	22
Columbus	24	2	12	14	10
Dallas	28	3	8	11	12
Detroit	23	2	5	7	12
Edmonton	27	4	13	17	16
Florida	5	0	2	2	2
Los Angeles	23	0	4	4	4
Minnesota	33	1	8	9	12
Montreal	31	3	9	12	28
Nashville	26	0	7	7	26
New Jersey	28	4	5	9	8
NY Islanders	28	4	9	13	6
NY Rangers	28	2	11	13	18
Ottawa	32	2	5	7	14
Philadelphia	28	3	5	8	16
Phoenix	23	0	7	7	6
Pittsburgh	27	2	11	13	21
San Jose	22	3	5	8	10
St. Louis	20	0	1	1	12
Tampa Bay	45	6	24	30	32
Toronto	31	3	6	9	18
Vancouver	31	2	6	8	24
Washington	43	6	15	21	30
Winnipeg	49	4	18	22	30

NHL STATS BREAKDOWN

Season	Team	TOI/Gm	PPM	SHG	GWG	+/-	F0%	S	S%	Hits	Bks
2002-03	Florida	19:46	2	0	0	-29	0.0	110	3.6	-	-
2003-04	Florida	23:02	0	0	0	-15	0.0	85	2.4	-	-
2005-06	Florida	25:29	0	0	0	1	0.0	189	2.6	77	105
2006-07	Florida	26:09	3	0	3	23	0.0	174	6.9	143	129
2007-08	Florida	27:28	4	0	0	-5	0.0	182	8.2	105	118
2008-09	Florida	26:59	9	0	2	-2	0.0	182	8.2	115	128
2009-10	Calgary	25:55	1	0	0	-4	0.0	130	2.3	73	126
2010-11	Calgary	25:59	1	0	1	-2	0.0	121	3.3	72	134
2011-12	Calgary	25:57	2	0	1	-21	0.0	107	4.7	69	118
2012-13	Calgary	25:10	1	0	0	-11	0.0	55	10.9	33	51
	St. Louis	23:24	0	0	0	5	0.0	24	4.2	8	10
2013-14	St. Louis	24:03	1	0	0	26	75.0	152	2.6	51	106
TOTALS		25:06	24	0	7	-34	60.0	1511	5	746	1025



25 CHRIS BUTLER

DEFENSEMAN

SHOOTS: Left **HEIGHT:** 6-1 **WEIGHT:** 200
BORN: 10-27-86 **BIRTHPLACE:** St. Louis, Missouri

2013-14 SEASON RECAP:

- Dressed in all 82 games for Calgary
- Blocked a career-high 211 shots, which ranked second in the NHL overall
- Served a career-most 39 penalty minutes and fired a career-high 83 shots on goal
- Appeared in his 300th career game on Dec. 17 at Boston

CAREER HIGHLIGHTS:

- In 2009-10, he appeared in 59 games with Buffalo, posting a career-high 21 points, including one goal and 20 assists
- In 2011, he made his postseason debut with Buffalo, leading the team in time on ice in three of seven playoff games
- Recorded his first NHL point (assist) in his first NHL game on Dec. 19, 2008 vs. Los Angeles
- In 2008, he was named a Second Team NCAA All-American, while being named the University of Denver's best defenseman. He also earned WCHA Second-Team honors and was named to the WCHA Final Five and Wells Fargo Denver Cup All-Tournament Teams

INTERNATIONAL CAREER HIGHLIGHTS:

- Represented the United States at the 2013 World Championships as well as the 2006 World Juniors

CAREER TRANSACTIONS:

- Signed by the Blues as a free agent on July 16, 2014
- Signed by Karlskrona (Sweden) as a free agent on Nov. 27, 2012
- Acquired by Calgary, along with Paul Byron, from Buffalo in exchange for Robyn Regehr, Ales Kotalik and a 2012 second round pick (Jake McCabe) on June 25, 2011

CAREER STATS

Season	Club	League	REGULAR SEASON					PLAYOFFS				
			GP	G	A	PTS	PIM	GP	G	A	PTS	PIM
2003-04	Sioux City	USHL	55	3	6	9	37	7	0	1	1	6
2004-05	Sioux City	USHL	60	6	22	28	90	13	1	6	7	10
2005-06	Denver	NCAA	35	7	15	22	28	--	--	--	--	--
	United States	WJC	4	0	0	0	2	--	--	--	--	--
2006-07	Denver	NCAA	39	10	17	27	42	--	--	--	--	--
2007-08	Denver	NCAA	41	3	14	17	20	--	--	--	--	--
2008-09	Buffalo	NHL	47	2	4	6	18	--	--	--	--	--
	Portland	AHL	27	2	10	12	14	4	0	0	0	0
2009-10	Buffalo	NHL	59	1	20	21	22	--	--	--	--	--
2010-11	Buffalo	NHL	49	2	7	9	26	7	0	1	1	10
2011-12	Calgary	NHL	68	2	13	15	34	--	--	--	--	--
	United States	WC	8	1	1	2	0	--	--	--	--	--
2012-13	Karlskrona	Swe-1	5	0	0	0	8	--	--	--	--	--
	Calgary	NHL	44	1	7	8	19	--	--	--	--	--
	United States	WC	10	0	2	2	0	--	--	--	--	--
2013-14	Calgary	NHL	82	2	14	16	39	--	--	--	--	--
NHL TOTALS			349	10	65	75	158	7	0	1	1	10

CONTRACT STATUS

One-year deal through 2014-15

DRAFTED

Buffalo's fourth round pick (96th overall) in 2005

CAREER FIRSTS

NHL Game: Dec. 19, 2008 vs. Los Angeles

NHL Goal: Mar. 20, 2009 vs. Philadelphia

Game as Blue: tbd

Goal as Blue: tbd

REGULAR SEASON CAREER HIGHS

Goals: 1 (10x) – last, Dec. 12, 2013 vs. Carolina

Assists: 2 (8x) – last, Mar. 20, 2009 vs. Philadelphia

Points: 2 (8x) – last, Mar. 18, 2014 vs. Buffalo

PIM: 15 – Jan. 18, 2014 at Vancouver

Shots: 4 (7x) – last, Oct. 30, 2013 vs. Toronto

Goal Streak: 1 (10x) – last, Dec. 12, 2013 vs. Carolina (1g)

Assists Streak: 2 (5x) – last, Feb. 23-24, 2013 (3a)

Point Streak: 2 (9x) – last, Dec. 12-14, 2013 (1g, 1a)

Games Played Streak: 100 – Mar. 24, 2013-Apr. 13, 2014

PENALTY SHOTS

None

SHOOTOUTS

0-0, 0%

ALL-STAR GAMES

None

NHL AWARDS


None

Careers. NHL

	GP	G	A	P	PIM
Anaheim	13	0	0	0	8
Boston	13	1	2	3	4
Buffalo	3	0	3	3	0
Calgary	2	0	0	0	0
Carolina	13	2	3	5	4
Chicago	11	1	2	3	8
Colorado	13	0	1	1	0
Columbus	9	1	1	2	4
Dallas	11	0	1	1	6
Detroit	13	1	1	2	4
Edmonton	15	0	1	1	7
Florida	12	0	1	1	0
Los Angeles	14	0	2	2	4
Minnesota	14	0	6	6	6
Montreal	13	0	2	2	2
Nashville	12	0	3	3	0
New Jersey	10	0	2	2	2
NY Islanders	10	0	1	1	6
NY Rangers	9	0	2	2	0
Ottawa	16	1	2	3	16
Philadelphia	10	1	1	2	8
Phoenix	14	1	4	5	14
Pittsburgh	9	0	2	2	6
San Jose	15	1	4	5	2
St. Louis	9	0	3	3	2
Tampa Bay	11	0	1	1	6
Toronto	14	0	5	5	4
Vancouver	17	0	2	2	21
Washington	12	0	1	1	6
Winnipeg	12	0	6	6	8

NHL STATS BREAKDOWN

Season	Team	TOI/Gm	PPG	SHG	GWG	+/-	FO%	S	S%	Hits	Bks
2008-09	Buffalo	16:43	0	0	1	11	--	36	5.6	37	60
2009-10	Buffalo	20:01	0	0	0	-15	--	61	1.6	50	66
2010-11	Buffalo	18:10	0	0	0	8	--	52	3.8	38	56
2011-12	Calgary	21:36	0	0	0	-9	--	62	3.2	70	115
2012-13	Calgary	17:02	0	1	0	-10	--	40	2.5	53	74
2013-14	Calgary	20:16	0	0	1	-23	--	83	2.4	68	211
TOTALS		19:18	0	1	2	-38	--	334	3.0	316	582

**28 IAN COLE**
DEFENSEMAN**SHOOTS:** Left **HEIGHT:** 6-1 **WEIGHT:** 215
BORN: 2-21-89 **BIRTHPLACE:** Ann Arbor, Michigan**2013-14 SEASON RECAP:**

- Set career highs in goals (3), assists (8), points (11) and +/- (+15)
- Posted a single-game career high +3 mark on Jan. 9 at CGY
- Blocked a Blues season high 9 shots on Jan. 2 vs. LAK
- 100th career NHL game, Jan. 23 at NYR

CAREER HIGHLIGHTS:

- In 2011-12, he tied a career high with two points (goal, assist) on Dec. 8 vs. Anaheim
- In 2010-11, he played in 26 games during his rookie season with the Blues, recording four points (1g, 3a) and a +6 rating to go along with 35 penalty minutes
- In 2008-09, he helped Notre Dame to their second CCHA conference championship in three years. He was also selected to the CCHA All-Tournament Team, and named First Team All-CCHA and NCAA West First Team All-American. He was the first Notre Dame All-American defenseman since 1999 (Benoit Cotnoir)
- Earned honorable mention for the CCHA All-Rookie Team in 2007-08

INTERNATIONAL CAREER HIGHLIGHTS:

- Represented the United States at the 2008 and 2009 World Juniors, appearing in six games in both tournaments
- Selected one of Team USA's top three players at the 2007 World U-18 Championships

CAREER TRANSACTIONS:

- None

CAREER STATS

Season	Team	League	REGULAR SEASON					PLAYOFFS				
			GP	G	A	PTS	PIM	GP	G	A	PTS	PIM
2005-06	USNTDP	NAHL	40	2	8	10	75	--	--	--	--	--
2006-07	USNTDP	NAHL	16	2	7	9	28	--	--	--	--	--
2007-08	Notre Dame	CCHA	43	8	12	20	40	--	--	--	--	--
	United States	WJC	6	0	0	0	0	--	--	--	--	--
2008-09	Notre Dame	CCHA	38	6	20	26	58	--	--	--	--	--
	United States	WJC	6	2	2	4	4	--	--	--	--	--
2009-10	Notre Dame	CCHA	30	3	16	19	55	--	--	--	--	--
	Peoria	AHL	9	1	4	5	4	--	--	--	--	--
2010-11	Peoria	NHL	81	22	30	52	26	--	--	--	--	--
	St. Louis	NHL	26	1	3	4	35	--	--	--	--	--
2011-12	St. Louis	NHL	26	1	5	6	22	2	0	0	0	0
	Peoria	AHL	22	1	3	4	26	--	--	--	--	--
2012-13	Peoria	AHL	34	3	11	14	43	--	--	--	--	--
	St. Louis	NHL	15	0	1	1	10	--	--	--	--	--
2013-14	St. Louis	NHL	46	3	8	11	31	--	--	--	--	--
NHL TOTALS			113	5	17	22	98	2	0	0	0	0
ST. LOUIS TOTALS			113	5	17	22	98	2	0	0	0	0

CONTRACT STATUS

Two-year deal through 2014-15

DRAFTED

St. Louis' first round pick (18th overall) in 2007

CAREER FIRSTS

NHL Game: Nov. 6, 2008 at Boston

NHL Goal: Mar. 9, 2011 at Columbus

Game as Blue: Nov. 6, 2010 at Boston

Goal as Blue: Mar. 9, 2011 at Columbus

REGULAR SEASON CAREER HIGHS

Goals: 1 (5x) – last, Mar. 6, 2014 at Nashville

Assists: 2 – Dec. 28, 2013 vs. Chicago

Points: 2 (4x) – last, Mar. 6, 2014 at Nashville

PIM: 9 – Jan. 15, 2011 at San Jose

Shots: 4 (3x) – last, Apr. 13, 2014 vs. Detroit

Goal Streak: 1 (5x) – Mar. 6, 2014 (1g)

Assists Streak: 2 (2x) – last, Dec. 14-17, 2013 (2a)

Point Streak: 2 (2x) – last, Dec. 14-17, 2013 (2a)

Games Played Streak : 13 (2x) – last Dec. 17, 2013 -Jan. 14, 2014

PENALTY SHOTS

None

SHOOTOUTS

0-0, 0%

ALL-STAR GAMES

None

NHL AWARDS

None

Career vs. NHL

	GP	G	A	P	PIM
Anaheim	8	1	2	3	4
Boston	2	0	0	0	2
Buffalo	1	0	0	0	0
Calgary	4	1	0	1	0
Carolina	3	0	1	1	0
Chicago	8	0	2	2	14
Colorado	6	0	1	1	4
Columbus	12	1	2	3	21
Dallas	5	0	0	0	2
Detroit	8	0	1	1	8
Edmonton	5	0	0	0	2
Florida	1	0	0	0	0
Los Angeles	7	0	0	0	8
Minnesota	6	0	0	0	2
Montreal	3	0	0	0	4
Nashville	5	1	1	2	4
New Jersey	1	0	0	0	0
NY Islanders	3	0	1	1	0
NY Rangers	2	0	0	0	2
Phoenix	3	0	1	1	2
Pittsburgh	2	0	1	1	0
San Jose	6	1	2	3	13
Tampa Bay	1	0	0	0	0
Toronto	2	0	0	0	2
Vancouver	4	0	1	1	2
Washington	2	0	0	0	0
Winnipeg	3	0	1	1	2

NHL STATS BREAKDOWN

Season	Team	TOI/Gm	PPM	SHG	GWG	+/-	FO%	S	S%	Hits	Bks
2010-11	St. Louis	17:36	0	0	0	6	-	22	4.5	36	37
2011-12	St. Louis	15:55	0	0	0	7	-	18	5.6	16	27
2012-13	St. Louis	17:45	0	0	0	-4	-	10	0.0	6	22
2013-14	St. Louis	15:05	0	0	0	15	-	45	6.7	24	68
TOTALS		16:12	0	0	0	24	-	95	5.3	82	152



1 BRIAN ELLIOTT GOALTENDER

CATCHES: Left **HEIGHT:** 6-2 **WEIGHT:** 207
BORN: 4-9-85 **BIRTHPLACE:** Newmarket, Ontario

2013-14 SEASON RECAP:

- Ranked 2nd overall with 1.96 gaa, 11th with .922 sv% and t-11th with 4 SO
- Tied Glenn Hall for second on the all-time franchise list with his 16th shutout on Mar. 23 at Pittsburgh
- Named the NHL's 2nd Star for week ending Jan. 5
- Posted his 100th career NHL win on Nov. 7 vs. Calgary

CAREER HIGHLIGHTS:

- In 2012-13, he led Blues goaltenders with 24 games played, 14 wins, and a .907 sv% while tying for the lead with three shutouts
- In April 2013, he recorded 11 wins, the most ever by a Blues goaltender in April (regular and postseason)
- In 2012-13, he set a new Blues record by winning 3 consecutive road games by shutout (Apr. 7 vs. Detroit, Apr. 9 vs. Nashville, Apr. 11 vs. Minnesota)
- In 2011-12, he, along with Jaroslav Halak, captured the second Jennings Trophy in franchise history. He led the NHL in goals against average (1.56 – career high) and save percentage (.940 – career high) while he tied for 2nd in shutouts (9)
- In 2011-12, he set a modern day NHL record for goals against average in a season and turned in the highest single season save percentage by a goaltender since the stat has been tracked (1982). In addition, he set the Blues record for shutout sequence with 241:33 consecutive minutes
- In 2011-12, he, along with Halak, tied a modern day NHL record for a goaltending tandem with 15 combined shutouts, while they became the first tandem in NHL history to each record at least 6 shutouts in a season and the first in club history to each record 20 wins in a season
- In 2009-10, he finished the season tied for seventh in the NHL with five shutouts and tied for 15th with 29 victories
- In 2008-09, he set a Senators franchise record for a rookie goaltender, winning eight consecutive games from Mar. 5-21
- In 2007, he finished his career at Wisconsin with school records in goals against average (1.78), save percentage (.931) and shutouts (16). His career numbers put him sixth in goals against average and tied for fourth in save percentage in NCAA history
- In 2006, he captured the NCAA Championship at Wisconsin, and was a finalist for the Hobey Baker Award. He was an NCAA West First Team All-American and was named to the NCAA Championship All-Tournament Team

CAREER TRANSACTIONS:

- Signed by St. Louis as a free agent on July 1, 2011
- Traded to Colorado by Ottawa in exchange for Craig Anderson on Feb. 18, 2011

CAREER STATS

Season	Team	League	REGULAR SEASON							PLAYOFFS							
			GP	W	L	T	MIN	SO	GAA	SV%	GP	W	L	MIN	SO	GAA	SV%
2003-04	Wisconsin	WCHA	6	3	3	0	336	0	2.14	.912	--	--	--	--	--	--	--
2004-05	Wisconsin	WCHA	9	6	2	1	467	3	1.16	.945	--	--	--	--	--	--	--
2005-06	Wisconsin	WCHA	33	25	5	3	2008	8	1.55	.938	--	--	--	--	--	--	--
2006-07	Wisconsin	WCHA	36	15	17	2	2053	5	2.10	.923	--	--	--	--	--	--	--
	Binghamton	AHL	8	3	4	0	425	0	4.24	.886	--	--	--	--	--	--	--
2007-08	Ottawa	NHL	1	1	0	0	60	0	1.01	.966	--	--	--	--	--	--	--
	Binghamton	AHL	44	18	19	1	2394	2	2.81	.915	--	--	--	--	--	--	--
2008-09	Ottawa	NHL	31	16	8	3	1667	1	2.77	.902	--	--	--	--	--	--	--
	Binghamton	AHL	30	18	8	1	1691	2	2.31	.926	--	--	--	--	--	--	--
2009-10	Ottawa	NHL	55	29	18	4	3038	5	2.57	.909	4	1	2	203	0	4.14	.853
2010-11	Ottawa	NHL	43	13	19	8	2293	3	3.19	.894	--	--	--	--	--	--	--
	Colorado	NHL	12	2	8	1	690	0	3.83	.891	--	--	--	--	--	--	--
2011-12	St. Louis	NHL	38	23	10	4	2235	9	1.56	.940	8	3	4	455	0	2.37	.904
2012-13	St. Louis	NHL	24	14	8	1	1292	3	2.28	.907	6	2	4	378	0	1.90	.919
	Peoria	AHL	2	1	1	0	119	1	1.51	.946	--	--	--	--	--	--	--
2013-14	St. Louis	NHL	31	18	6	2	1624	4	1.96	.922	--	--	--	--	--	--	--
NHL TOTALS			235	116	77	23	12899	25	2.48	.911	18	6	10	1036	0	2.55	.898
ST. LOUIS TOTALS			93	55	24	7	5151	16	1.86	.927	14	5	8	833	0	2.16	.910

THE PLAYERS

CONTRACT STATUS

Three-year deal through 2016-17

DRAFTED

Ottawa's ninth round pick (291st overall) in 2003

CAREER FIRSTS

NHL Game: Oct. 10, 2007 at Atlanta

Win: Oct. 10, 2007 at Atlanta

Shutout: Mar. 29, 2009 at Tampa Bay

Game as Blue: Oct. 15, 2011 at San Jose

Win as Blue: Oct. 15, 2011 at San Jose

Shutout as Blue: Oct. 26, 2011 at Vancouver

REGULAR SEASON CAREER HIGHS

Longest Win Streak: 9 – (9-0-0) Jan. 18-Feb. 4, 2010

Longest Team Point Streak: 9 – (9-0-0) Jan. 18-Feb. 4, 2010

Longest Shutout Sequence: 241:33 – Mar. 15-Apr. 4, 2012

Most Shots Faced: 46 – Nov. 15, 2010 at Philadelphia

Most Saves Made: 44 – Dec. 26, 2010 vs. Pittsburgh

PENALTY SHOTS

4 – last, Mar. 28, 2011 vs. Teemu Selanne (ANA), goal

SHOOTOUTS

70-108, .648%

ALL-STAR GAMES

2012

NHL AWARDS


2012 William Jennings Trophy

Career vs. NHL

	GP	W	L	OTL	SO	GAA	SV%
Anaheim	8	1	4	2	0	3.11	.884
Boston	11	3	5	3	1	2.98	.898
Buffalo	12	10	0	2	2	1.74	.941
Calgary	8	4	3	0	1	1.80	.922
Carolina	11	6	4	0	0	2.45	.908
Chicago	11	4	5	1	0	2.29	.919
Colorado	6	3	2	1	1	2.81	.864
Columbus	7	6	0	1	0	1.97	.924
Dallas	6	3	2	0	0	2.28	.924
Detroit	10	3	6	1	1	2.49	.916
Edmonton	9	6	3	0	1	2.57	.896
Florida	6	4	2	0	1	2.61	.908
Los Angeles	8	1	4	1	2	2.58	.913
Minnesota	8	6	0	0	2	1.76	.915
Montreal	11	4	3	1	1	3.21	.897
Nashville	7	5	2	0	2	1.81	.929
New Jersey	6	2	4	0	1	2.71	.889
NY Islanders	7	4	1	1	0	2.65	.910
NY Rangers	5	1	3	1	0	2.57	.903
Phoenix	6	4	2	0	1	1.99	.928
Pittsburgh	8	5	1	1	1	2.26	.935
San Jose	6	2	2	1	1	2.75	.914
St. Louis	3	2	1	0	0	2.67	.906
Tampa Bay	6	3	2	1	2	1.96	.918
Toronto	11	4	5	1	1	3.07	.898
Vancouver	10	4	5	1	1	2.00	.926
Washington	8	4	2	0	0	3.50	.871
Winnipeg	11	6	2	2	0	2.98	.894

Career Home/Away

	GP	MIN	W	L	OTL	SO	GAA	SV%
Home	117	6692	66	32	14	12	2.36	.911
Away	118	6206	50	45	9	13	2.62	.910



29 COLIN FRASER

FORWARD

SHOOTS: Left **HEIGHT:** 6-1 **WEIGHT:** 190
BORN: 1-28-85 **BIRTHPLACE:** Sicamous, British Columbia

2013-14 SEASON RECAP:

- Posted two assists and 30 penalty minutes in 33 regular season games with Los Angeles
- Recorded six points (3 goals, 3 assists) in 10 regular season games with the AHL's Manchester Monarchs
- Captured his third career Stanley Cup as a part of Los Angeles' playoff roster

CAREER HIGHLIGHTS:

- Played his 300th career NHL game on Feb. 7, 2013 at Nashville
- Selected as the Kings nominee for the 2012 Bill Masterton Memorial Trophy
- Scored his first career playoff goal in Game One of the Stanley Cup Final on May 30, 2012 at New Jersey. Went on to capture his second career Stanley Cup Championship in 2012
- In 2010-11, ranked second on Edmonton in shorthanded ice time per game (2:39) and second among forwards with 54 blocked shots
- Won his first Stanley Cup with Chicago in 2010
- During the 2009-10 regular season, set career highs in goals (7), assists (12) and points (19) with Chicago
- Played in a career high 81 games with Chicago in 2008-09 and ranked second among Chicago forwards in shorthanded ice time per game (2:57)
- Helped the AHL's Rockford IceHogs reach the Western Conference Semifinals in 2008
- Made his NHL debut with Chicago on Jan. 7, 2007
- Posted 214 points (74 goals, 140 assists) and 640 penalty minutes in 269 regular season games during a four-year stint with the WHL's Red Deer Rebels

INTERNATIONAL CAREER HIGHLIGHTS:

- Captured a gold medal with Canada at the 2005 World Juniors, posting five points (1 goal, 4 assists) in six tournament games

CAREER TRANSACTIONS:

- Acquired by Chicago from Philadelphia along with Jim Vandermeer and Los Angeles' 2004 second round pick (Bryan Bickell) in exchange for Alex Zhamnov and Washington's 2004 fourth round pick (R.J. Anderson) on Feb. 19, 2004
- Acquired by Edmonton from Chicago in exchange for a 2010 sixth round pick (Mirko Hoefflin) on June 24, 2010
- Acquired by Los Angeles from Edmonton along with a 2012 seventh round pick (Dmitri Sinityn) in exchange for Ryan Smyth on June 26, 2011

CAREER STATS

Season	Team	League	REGULAR SEASON					PLAYOFFS				
			GP	G	A	PTS	PIM	GP	G	A	PTS	PIM
2001-02	Red Deer	WHL	67	11	31	42	126	23	2	1	3	39
	Canada Pacific	WHC-17	6	1	0	1	6	--	--	--	--	--
2002-03	Red Deer	WHL	69	15	37	52	192	22	7	6	13	40
2003-04	Red Deer	WHL	70	24	29	53	174	19	5	9	14	24
2004-05	Red Deer	WHL	63	24	43	67	148	7	2	5	7	8
	Norfolk	AHL	3	0	0	0	20	6	1	0	1	2
	Canada	WJC	6	1	4	5	2	--	--	--	--	--
2005-06	Norfolk	AHL	75	12	13	25	145	4	0	0	0	7
2006-07	Chicago	NHL	1	0	0	0	2	--	--	--	--	--
	Norfolk	AHL	67	12	24	36	158	6	1	0	1	21
2007-08	Chicago	NHL	5	0	0	0	7	--	--	--	--	--
	Rockford	AHL	75	17	24	41	165	12	1	2	3	28
2008-09	Chicago	NHL	81	6	11	17	55	2	0	0	0	2
2009-10	Chicago	NHL	70	7	12	19	44	3	0	0	0	0
2010-11	Edmonton	NHL	67	3	2	5	60	--	--	--	--	--
2011-12	Los Angeles	NHL	67	2	6	8	67	18	1	1	2	4
2012-13	Los Angeles	NHL	34	2	5	7	25	16	0	2	2	10
2013-14	Los Angeles	NHL	33	0	2	2	30	--	--	--	--	--
	Manchester	AHL	10	3	3	6	4	--	--	--	--	--
NHL TOTALS			358	20	38	58	290	39	1	3	4	16

CONTRACT STATUS

One-year deal through 2014-15

DRAFTED

Philadelphia's third round pick (69th overall) in 2003

CAREER FIRSTS

NHL Game: Jan. 7, 2007 vs. Phoenix

NHL Goal: Oct. 15, 2008 vs. Phoenix

Game as Blue: tbd

Goal as Blue: tbd

REGULAR SEASON CAREER HIGHS

Goals: 2 (3x) – last, Nov. 12, 2010 at New Jersey

Assists: 2 (5x) – last, Jan. 23, 2012 vs. Ottawa

Points: 3 – Dec. 16, 2008 at Edmonton

PIM: 17 – Oct. 26, 2010 at Calgary

Shots: 5 – Oct. 24, 2009 vs. Nashville

Goal Streak: 2 – Apr. 9-11, 2010 (3g)

Assist Streak: 2 (2) – last, Mar. 25-31, 2010 (2a)

Point Streak: 3 – Dec. 29, 2009-Jan. 2, 2010 (1g, 3a)

Games Played streak: 76 – Nov. 10, 2011-Feb. 7, 2013

PENALTY SHOTS

None

SHOOTOUTS

0-1, 0%

ALL-STAR GAMES

None

NHL AWARDS


None

Careers. NHL

	GP	G	A	P	PIM
Anaheim	24	0	3	3	20
Boston	8	1	2	3	9
Buffalo	4	0	0	0	0
Calgary	4	0	0	0	0
Carolina	22	3	4	7	42
Chicago	12	0	3	3	4
Colorado	19	0	2	2	10
Columbus	19	2	3	5	29
Dallas	19	4	0	4	5
Detroit	23	1	1	2	10
Edmonton	15	2	3	5	11
Florida	6	0	1	1	7
Los Angeles	10	0	0	0	5
Minnesota	18	1	2	3	15
Montreal	5	0	0	0	2
Nashville	5	2	1	3	0
New Jersey	21	0	4	4	0
NY Islanders	5	0	0	0	6
NY Rangers	5	0	0	0	17
Ottawa	5	0	2	2	4
Philadelphia	3	0	0	0	0
Phoenix	22	3	3	6	23
Pittsburgh	4	0	0	0	2
San Jose	22	0	1	1	10
St. Louis	22	1	3	4	30
Tampa Bay	4	0	0	0	2
Vancouver	6	0	0	0	0
Washington	18	0	0	0	13
Winnipeg	4	0	0	0	9

NHL STATS BREAKDOWN

Season	Team	TOI/Gm	PPM	SHG	GWG	+/-	FO%	S	S%	Hits	Bks
2006-07	Chicago	3:18	0	0	0	-1	0.0	0	-	0	1
2007-08	Chicago	10:19	0	0	0	-2	36.8	4	0.0	4	3
2008-09	Chicago	10:54	0	1	0	3	47.8	67	9.0	58	47
2009-10	Chicago	9:36	0	0	0	6	48.8	92	7.6	62	27
2010-11	Edmonton	10:17	0	1	0	-2	44.6	57	5.3	79	54
2011-12	Los Angeles	9:44	0	0	0	-2	47.3	54	3.7	149	25
2012-13	Los Angeles	9:22	0	0	0	-4	46.4	19	10.5	71	11
2013-14	Los Angeles	8:59	0	0	0	-4	50.3	22	0.0	58	20
TOTALS		9:58	0	2	0	-6	47.1	315	6.3	481	188



4 CARL GUNNARSSON

DEFENSEMAN

SHOOTS: Left **HEIGHT:** 6-2 **WEIGHT:** 197
BORN: 11-9-86 **BIRTHPLACE:** Orebro, Sweden

2013-14 SEASON RECAP:

- Appeared in a career-high 80 games with Toronto
- Led the Maple Leafs' defense with a career-best +12 rating

CAREER HIGHLIGHTS:

- In 2012-13, he dressed in 37 games for Toronto and 10 games for Orebro (Swe-1). He appeared in his 200th NHL game on Feb. 27 vs. Montreal and made his NHL playoff debut on May 1 at Boston
- Led the Maple Leafs with 152 blocked shots and ranked second in average ice time (21:42) in 2011-12
- Posted a career-high 20 points (4g, 16a) in 68 games with Toronto in 2010-11
- Led Toronto in plus/minus (+8) in 2009-10

INTERNATIONAL CAREER HIGHLIGHTS:

- Appeared in nine games for Sweden at the 2011 World Championships, posting two assists and helping the club capture the Silver Medal
- Earned a bronze medal with Sweden at the 2010 World Championships
- Logged two goals in six games for Sweden at the 2009 World Championships, earning a bronze medal
- Made his first international appearance with Sweden at the 2004 U-18 World Juniors

CAREER TRANSACTIONS:

- Signed by Orebro (Swe-1) as a free agent on Nov. 12, 2012

Season	Team	League	CAREER STATS					PLAYOFFS				
			REGULAR SEASON									
			GP	G	A	PTS	PIM	GP	G	A	PTS	PIM
2005-06	Linkopings HC	SEL	14	0	0	0	0	--	--	--	--	--
	Arboga IFK	Swe-1	12	1	5	6	8	--	--	--	--	--
2006-07	Linkopings HC	SEL	30	2	2	4	8	15	0	4	4	4
	Vasteras IK	Swe-1	15	2	3	5	14	--	--	--	--	--
2007-08	Linkopings HC	SEL	53	2	7	9	26	16	0	4	4	10
2008-09	Linkopings HC	SEL	53	6	10	16	26	7	0	1	1	2
	Sweden	WC	6	2	0	2	4	--	--	--	--	--
2009-10	Toronto	NHL	43	3	12	15	10	--	--	--	--	--
	Toronto	AHL	12	0	2	2	2	--	--	--	--	--
	Sweden	WC	9	1	1	2	2	--	--	--	--	--
2010-11	Toronto	NHL	68	4	16	20	14	--	--	--	--	--
	Sweden	WC	9	0	2	2	2	--	--	--	--	--
2011-12	Toronto	NHL	76	4	15	19	20	--	--	--	--	--
2012-13	Orebro HK	Swe-1	10	0	4	4	2	--	--	--	--	--
2013-14	Toronto	NHL	37	1	14	15	14	7	0	1	1	0
2013-14	Toronto	NHL	80	3	14	17	34	--	--	--	--	--
NHL TOTALS			304	15	71	86	92	7	0	1	1	0

CONTRACT STATUS

Three-year deal through 2015-16

DRAFTED

Toronto's seventh round pick (194th overall) in 2007

CAREER FIRSTS

NHL Game: Nov. 14, 2009 at Calgary

NHL Goal: Jan. 29, 2010 at New Jersey

Game as Blue: tbd

Goal as Blue: tbd

REGULAR SEASON CAREER HIGHS

Goals: 1 (15x) – last, Mar. 25, 2014 vs. St. Louis

Assists: 3 – Nov. 25, 2009 at Tampa Bay

Points: (2x) – last, Jan. 24, 2013 vs. NY Islanders

PIM: 4 – Oct. 8, 2013 vs. Colorado

Shots: 5 – Feb. 26, 2011 vs. Pittsburgh

Goal Streak: 3 – Apr. 2-6, 2011 (3g)

Assists Streak:

Point Streak:

Games Played Streak :

PENALTY SHOTS

Oct. 10, 2013 vs. Pekka Rinne (NSH), unsuccessful

SHOOTOUTS

0-0, 0%

ALL-STAR GAMES

None

NHL AWARDS

None


Careers. NHL

	GP	G	A	P	PIM
Anaheim	2	0	0	0	2
Boston	4	0	1	1	4
Buffalo	5	0	0	0	2
Calgary	2	0	0	0	0
Carolina	3	0	0	0	0
Chicago	2	0	2	2	0
Colorado	2	0	0	0	4
Columbus	3	0	0	0	0
Dallas	2	0	1	1	2
Detroit	4	0	0	0	0
Edmonton	2	0	0	0	0
Florida	4	0	0	0	0
Los Angeles	2	1	0	1	0
Minnesota	2	0	0	0	0
Montreal	5	0	0	0	4
Nashville	2	0	1	1	0
New Jersey	3	0	0	0	0
NY Islanders	2	0	1	1	2
NY Rangers	3	0	0	0	0
Ottawa	3	0	1	1	2
Philadelphia	3	0	1	1	2
Phoenix	2	1	0	1	0
Pittsburgh	3	0	0	0	4
San Jose	2	0	1	1	0
St. Louis	2	1	0	1	0
Tampa Bay	4	0	3	3	2
Vancouver	2	0	0	0	0
Washington	3	0	2	2	2
Winnipeg	2	0	0	0	2

NHL Totals

NHL STATS BREAKDOWN

Season	Team	TOI/Gm	PPM	SHG	GWG	+/-	FO%	S	S%	Hits	Bks
2009-10	Toronto	21:26	0	0	0	8	0.0	45	6.7	46	77
2010-11	Toronto	18:15	1	0	1	-2	-	69	5.8	63	120
2011-12	Toronto	21:42	0	0	0	-9	0.0	89	4.5	114	152
2012-13	Toronto	21:17	0	0	0	5	-	28	3.6	78	71
2013-14	Toronto	19:25	0	0	1	12	-	48	6.3	166	176
TOTALS		20:14	1	0	2	14	0.0	279	5.4	467	596



5 BARRET JACKMAN DEFENSEMAN

SHOOTS: Left **HEIGHT:** 6-0 **WEIGHT:** 197
BORN: 3-5-81 **BIRTHPLACE:** Trail, British Columbia

2013-14 SEASON RECAP:

- Logged 15 points overall, his most since 2009-10 (17)
- Had goals in back-to-back games on Jan. 18 and Jan. 20
- Scored the GWG on Jan. 20 at Detroit, his first in the last seven seasons
- 700th career NHL game/as a Blue, Feb. 8 vs. WPG
- Tied for third on the club with three postseason points (1g, 2a), including scoring the overtime game-winning goal in Game 2 vs. Chicago. He joined Chris Pronger and Jeff Brown as the only defensemen in team history with at least two postseason game-winners

CAREER HIGHLIGHTS:

- In the 2013 Stanley Cup Playoffs, scored his first career playoff goal, the game-winner in Game 2 vs. Los Angeles
- In 2012-13, he led the Blues with a +6 rating for the season, ranked 2nd with 89 blocked shots, 5th with 70 hits and 6th with 39 penalty minutes. On Feb. 23 vs. Columbus, he played in his 616th game, becoming Blues' all-time leader among d-men
- In 2011-12, he tied for 4th in the NHL in home plus/minus (+23) and 18th in blocked shots (153) while ranking 9th in shorthanded TOVG (3:26)
- In 2010-11, he led Blues defenseman with 57 penalty minutes and ranked third in plus/minus with a +3
- In 2009-10, he led the team in average time on ice per game at 22:40 and ranked sixth in the NHL, averaging 3:47 of shorthanded ice time per game
- In 2008-09, he ranked second in the NHL with 359:57 of total shorthanded time
- In 2006-07, he collected career highs in points (27) and assists (24), while ranking first on the team with a +20 rating and 98 hits
- In 2002-03, he was awarded the NHL's Calder Memorial Trophy (National Hockey League's most outstanding rookie), becoming the first Blue in franchise history to capture the award. He also earned NHL All-Rookie Team honors
- Earned AHL Rookie Team honors in 2002 while with Worcester
- In juniors, played four seasons with the Regina Pats (WHL), earning WHL East Second All-Star Team honors in 2000 and becoming the youngest captain in Regina history

INTERNATIONAL CAREER HIGHLIGHTS:

- Earned the gold medal with Canada at the 2007 World Championships
- Won the bronze medal with Canada at the 2000 and 2001 World Juniors
- Earned gold as the captain of Canada's U-18 team at the 1998 Four Nations Tournament

CAREER TRANSACTIONS:

- Signed by Missouri (UHL) as a free agent on Feb. 3, 2005

CAREER STATS

Season	Team	League	REGULAR SEASON				PLAYOFFS					
			GP	G	A	PTS	PIM	GP	G	A	PTS	PIM
1997-98	Regina	WHL	68	2	11	13	224	9	0	3	3	32
1998-99	Regina	WHL	70	8	36	44	259	--	--	--	--	--
1999-00	Regina	WHL	53	9	37	46	175	6	1	1	2	19
	Worcester	AHL	--	--	--	--	--	2	0	0	0	13
	Canada	WJC	7	0	1	1	8	--	--	--	--	--
2000-01	Regina	WHL	43	9	27	36	138	6	0	3	3	8
	Canada	WJC	7	0	3	3	10	--	--	--	--	--
2001-02	St. Louis	NHL	1	0	0	0	0	1	0	0	0	2
	Worcester	AHL	75	2	12	14	266	3	0	1	1	4
2002-03	St. Louis	NHL	82	3	16	19	190	7	0	0	0	14
2003-04	St. Louis	NHL	15	1	2	3	41	--	--	--	--	--
2004-05	Missouri	UHL	28	3	17	20	61	3	0	0	0	4
2005-06	St. Louis	NHL	63	4	6	10	156	--	--	--	--	--
2006-07	St. Louis	NHL	70	3	24	27	82	--	--	--	--	--
	Peoria	AHL	1	0	0	0	0	--	--	--	--	--
	Canada	WC	9	0	2	2	6	--	--	--	--	--
2007-08	St. Louis	NHL	78	2	14	16	93	--	--	--	--	--
2008-09	St. Louis	NHL	82	4	17	21	86	4	0	1	1	5
2009-10	St. Louis	NHL	66	2	15	17	81	--	--	--	--	--
2010-11	St. Louis	NHL	60	0	13	13	57	--	--	--	--	--
2011-12	St. Louis	NHL	81	1	12	13	57	9	0	1	1	21
2012-13	St. Louis	NHL	46	3	9	12	39	6	1	1	2	10
2013-14	St. Louis	NHL	79	3	12	15	97	6	1	2	3	6
NHL TOTALS			723	26	140	166	979	33	2	5	7	58
ST. LOUIS TOTALS			723	26	140	166	979	33	2	5	7	58

CONTRACT STATUS

Three-year deal through 2014-15

DRAFTED

St. Louis' first round pick (17th overall) in 1999

CAREER FIRSTS

NHL Game: Apr. 14, 2002 at Detroit

NHL Goal: Nov. 3, 2002 at NY Rangers

Game as Blue: Apr. 14, 2002 at Detroit

Goal as Blue: Nov. 3, 2002 at NY Rangers

REGULAR SEASON CAREER HIGHS

Goals: 2 (2x) – last, Jan. 7, 2010 at Anaheim

Assists: 3 (2x) – last, Mar. 29, 2007 vs. Edmonton

Points: 3 (2x) – last, Mar. 29, 2007 vs. Edmonton

PIM: 22 – Apr. 5, 2007 at Nashville

Shots: 5 (4x) – last, Jan. 7, 2010 at Anaheim

Goal Streak: 2 (2x) – last, Jan. 18-20, 2014 (2g)

Assists Streak: 4 (2x) – last, Dec. 30, 2008-Jan. 9, 2009 (4a)

Point Streak: 4 (2x) – last, Dec. 30, 2008-Jan. 9, 2009 (4a)

Games Played Streak : 129 – Jan. 5, 2008 - Oct. 8, 2009

PENALTY SHOTS

None

SHOOTOUTS

0-0, 0%

ALL-STAR GAMES

None

NHL AWARDS

2003 Calder Memorial Trophy

Careers. NHL

	GP	G	A	P	PIM
Anaheim	34	3	6	9	68
Boston	9	0	1	1	18
Buffalo	9	0	1	1	10
Calgary	33	0	11	11	40
Carolina	11	0	2	2	6
Chicago	57	1	10	11	65
Colorado	34	0	1	1	73
Columbus	54	3	14	17	106
Dallas	37	1	5	6	49
Detroit	51	3	11	14	77
Edmonton	36	1	8	9	37
Florida	10	0	3	3	2
Los Angeles	37	2	7	9	59
Minnesota	37	3	3	6	14
Montreal	8	0	1	1	2
Nashville	58	1	7	8	103
New Jersey	9	0	5	5	9
NY Islanders	11	0	1	1	10
NY Rangers	11	1	3	4	14
Phoenix	34	1	5	6	41
Pittsburgh	9	1	1	2	4
San Jose	36	1	8	9	62
Tampa Bay	10	0	1	1	2
Toronto	9	0	2	2	12
Vancouver	37	1	10	11	31
Washington	11	0	5	5	6
Winnipeg	14	2	3	5	27

NHL STATS BREAKDOWN

Season	Team	TOI/Gm	PPM	SHG	GWG	+/-	FO%	S	S%	Hits	Bks
2001-02	St. Louis	18:56	0	0	0	0	-	1	0.0	4	0
2002-03	St. Louis	20:03	0	0	0	23	-	66	4.5	-	-
2003-04	St. Louis	18:16	0	0	0	-1	-	11	9.1	-	-
2004-05	St. Louis	18:46	0	0	2	-6	-	56	7.1	71	119
2005-06	St. Louis	21:30	1	0	1	20	-	86	3.5	98	133
2006-07	St. Louis	22:24	1	0	0	-12	-	80	2.5	135	124
2007-08	St. Louis	23:26	1	1	0	-17	-	89	4.5	124	145
2009-10	St. Louis	22:41	0	1	0	3	0.0	73	2.7	70	106
2010-11	St. Louis	20:48	0	0	0	3	-	65	0.0	78	114
2011-12	St. Louis	20:41	0	0	0	20	-	82	1.2	106	153
2012-13	St. Louis	19:19	0	0	0	6	-	39	7.7	70	89
2013-14	St. Louis	17:56	0	0	1	11	0.0	83	3.6	96	130
TOTALS		20:46	3	2	4	50	0.0	731	3.6	852	1113



23 DMITRIJ JASKIN

RIGHT WING

SHOOTS: Left **HEIGHT:** 6-3 **WEIGHT:** 211
BORN: 3-23-93 **BIRTHPLACE:** Omsk, Russia

2013-14 SEASON RECAP:

- Scored his first career NHL goal on Dec. 28 vs. CHI
- Made 2013-14 season debut on Dec. 23 at CGY
- Played in 18 NHL games this season after appearing in just two last year

CAREER HIGHLIGHTS:

- Was named a 2013 QMJHL First Team All-Star after leading the Moncton Wildcats and ranking 5th league-wide with 99 points including 46 goals and 53 assists in 51 games
- In 2011-12, he dressed in 30 games with Slavia Praha HC of the Czech league posting one goal, one assist and 16 penalty minutes

INTERNATIONAL CAREER HIGHLIGHTS:

- Represented the Czech Republic at the 2011 U-18 World Juniors, as well as the 2012 and 2013 World Juniors
- Led the Czech Republic with six points (3g, 3a) in six games at the 2013 World Juniors

CAREER TRANSACTIONS:

- None

CAREER STATS

Season	Team	League	REGULAR SEASON					PLAYOFFS				
			GP	G	A	PTS	PIM	GP	G	A	PTS	PIM
2010-11	HC Slavia Praha	Czech U20	1	0	0	0	0	2	2	3	5	2
	HC Slavia Praha	Czech U20	33	3	7	10	16	17	2	1	3	31
	Czech Republic	WJC-18	6	4	1	5	10	--	--	--	--	--
2011-12	HC Slavia Praha	Czech U20	10	6	11	17	12	2	1	3	4	14
	HC Slavia Praha	Czech	30	1	1	2	16	7	3	1	4	2
	HC Berounsti Medvedi	Czech2	10	2	6	8	16	--	--	--	--	--
	Czech Republic	WJC	6	1	1	2	4	--	--	--	--	--
2012-13	Moncton	QMJHL	51	46	53	99	73	5	1	2	3	16
	St. Louis	NHL	2	0	0	0	0	--	--	--	--	--
	Czech Republic	WJC	6	3	3	6	12	--	--	--	--	--
2013-14	St. Louis	NHL	18	1	1	2	8	--	--	--	--	--
	Chicago	AHL	42	15	14	29	28	9	4	5	9	10
NHL TOTALS			20	1	1	2	8	--	--	--	--	--
ST. LOUIS TOTALS			20	1	1	2	8	--	--	--	--	--

CONTRACT STATUS

Three-year deal through 2015-16

DRAFTED

St. Louis' second round pick (41st overall) in 2011

CAREER FIRSTS

NHL Game: Apr. 16, 2013 vs. Vancouver

NHL Goal: Dec. 28, 2013 vs. Chicago

Game as Blue: Apr. 16, 2013 vs. Vancouver

Goal as Blue: Dec. 28, 2013 vs. Chicago

REGULAR SEASON CAREER HIGHS

Goals: 1 – Dec. 28, 2013 vs. Chicago

Assists: 1 – Feb. 6, 2014 vs. Boston

Points: 1 (2x) – last, Feb. 6, 2014 vs. Boston

PIM: 2 (4x) – last, Apr. 11, 2014 at Dallas

Shots: 3 – Apr. 13, 2014 vs. Detroit

Goal Streak: 1 – Dec. 28, 2013 (1g)

Assist Streak: 1 – Feb. 6, 2014 (1a)

Point Streak: 1 (2x) – last, Feb. 6, 2014 (1a)

Games Played Streak : 4 (2x) – last, Apr. 8-13, 2014

PENALTY SHOTS

None

SHOOTOUTS

0-0, 0%

ALL-STAR GAMES

None

NHL AWARDS


None

Career vs. NHL

	GP	G	A	P	PIM
Anaheim	1	0	0	0	0
Boston	1	0	1	1	0
Buffalo	1	0	0	0	0
Calgary	1	0	0	0	0
Chicago	2	1	0	1	2
Colorado	2	0	0	0	0
Dallas	2	0	0	0	4
Detroit	1	0	0	0	0
Los Angeles	1	0	0	0	2
Minnesota	2	0	0	0	0
Phoenix	1	0	0	0	0
Vancouver	2	0	0	0	0
Washington	1	0	0	0	0
Winnipeg	1	0	0	0	0

NHL STATS BREAKDOWN

Season	Team	TOI/Gm	PPG	SHG	GWG	+/-	FO%	S	S%	Hits	Bks
2012-13	St. Louis	7:30	0	0	0	-1	-	2	0.0	2	0
2013-14	St. Louis	10:37	0	0	0	-3	50.0	18	5.6	40	5
TOTALS		10:19	0	0	0	-4	50.0	20	5.0	42	5



40 MAXIM LAPIERRE

CENTER

SHOOTS: Right **HEIGHT:** 6-2 **WEIGHT:** 202
BORN: 3-29-85 **BIRTHPLACE:** Saint-Leonard, Quebec

2013-14 SEASON RECAP:

- His nine goals tied for the 2nd most in his career
- Posted a season-high three-game point streak from Nov. 7 – 12 (2g, 1a)
- 500th career PIM, Dec. 31 at MIN
- 500th career game, Jan. 7 at EDM

CAREER HIGHLIGHTS:

- In 2012-13, he appeared in all 48 games with Vancouver, posting four goals and six assists
- In 2011-12, he ranked first on the team and 11th in the League for most hits (244)
- In 2011, he ranked second in the League with 83 hits during the playoffs, while notching the game-winning goal in Game 5 of the Stanley Cup Final vs. Boston on June 10
- In 2008-09, he recorded a Gordie Howe hat trick, registering a goal, assist and fighting major on Dec. 4 (6-2 win vs. NYR)
- In 2008-09, he scored his first career hat trick, including the winning goal, Dec. 29 at FLA, while also posting a Gordie Howe hat trick on Dec. 4 vs. NYR. For his efforts, he was awarded Player of the Month honors for Dec. 2008
- Posted five points (1g, 4a) in the AHL's 2007 Calder Cup Finals vs. Hershey
- In 2003-04, he ranked 7th in the QMJHL with six game-winning goals for Prince Edward Island

CAREER TRANSACTIONS:

- Signed by the Blues as a free agent on July 5, 2013
- Acquired by Vancouver from Anaheim along with MacGregor Sharp in exchange for Joel Perrault and a 2012 third round pick (Frederik Andersen) on Feb. 28, 2011
- Acquired by Anaheim from Montreal in exchange for Brett Festerling and a 2012 fifth round pick (Brian Cooper) on Dec. 31, 2010

CAREER STATS

Season	Team	League	REGULAR SEASON					PLAYOFFS				
			GP	G	A	PTS	PIM	GP	G	A	PTS	PIM
2001-02	Montreal	QMJHL	9	2	0	2	2	--	--	--	--	--
2002-03	Montreal	QMJHL	72	22	21	43	55	7	1	3	4	6
2003-04	Prince Edward Island	QMJHL	67	25	36	61	138	11	7	2	9	14
2004-05	Prince Edward Island	QMJHL	69	25	27	52	139	--	--	--	--	--
2005-06	Hamilton	AHL	73	13	23	36	214	--	--	--	--	--
	Montreal	NHL	1	0	0	0	0	--	--	--	--	--
2006-07	Hamilton	AHL	37	11	13	24	59	22	6	6	12	41
	Montreal	NHL	46	6	6	12	24	--	--	--	--	--
2007-08	Hamilton	AHL	19	7	7	14	63	--	--	--	--	--
	Montreal	NHL	53	7	11	18	60	12	0	3	3	6
2008-09	Montreal	NHL	79	15	13	28	76	4	0	0	0	26
2009-10	Montreal	NHL	76	7	7	14	61	19	3	1	4	20
2010-11	Montreal	NHL	38	5	3	8	63	--	--	--	--	--
	Anaheim	NHL	21	0	3	3	9	--	--	--	--	--
	Vancouver	NHL	19	1	0	1	8	25	3	2	5	66
2011-12	Vancouver	NHL	82	9	10	19	130	5	0	1	1	16
2012-13	Vancouver	NHL	48	4	6	10	45	4	0	0	0	6
2013-14	St. Louis	NHL	71	9	6	15	78	6	1	1	2	4
NHL TOTALS			534	63	65	128	554	75	7	8	15	144
ST. LOUIS TOTALS			71	9	6	15	78	6	1	1	2	4

CONTRACT STATUS

Two-year deal through 2014-15

DRAFTED

Montreal's second round pick (61st overall) in 2003

CAREER FIRSTS

NHL Game: Nov. 15, 2005 vs. Florida

NHL Goal: Dec. 14, 2006 vs. Tampa Bay

Game as Blue: Oct. 3, 2013 vs. Nashville

Goal as Blue: Nov. 7, 2013 vs. Calgary

REGULAR SEASON CAREER HIGHS

Goals: 3 – Dec. 29, 2008 at Florida

Assists: 2 (3x) – last, Mar. 30, 2012 vs. Dallas

Points: 3 – Dec. 29, 2008 at Florida

PIM: 20 (2x) – last, Oct. 15, 2013 vs. San Jose

Shots: 7 – Mar. 21, 2009 vs. Toronto

Goal Streak: 3 (2x) – last, Mar. 30-Apr. 3, 2012 (3g)

Assists Streak: 2 (7x) – last, Mar. 11-13, 2014 (2a)

Point Streak: 4 – Dec. 12-19, 2006 (3g, 1a)

Games Played Streak : 175 – Jan. 5, 2011 - Oct. 15, 2014

PENALTY SHOTS

None

SHOOTOUTS

6-12, 50%

ALL-STAR GAMES

None

NHL AWARDS


None

Career vs. NHL

	GP	G	A	P	PIM
Anaheim	12	1	1	2	6
Boston	27	6	1	7	45
Buffalo	24	3	5	8	23
Calgary	21	3	5	8	43
Carolina	15	1	0	1	20
Chicago	14	1	2	3	10
Colorado	20	3	0	3	34
Columbus	18	3	1	4	6
Dallas	16	1	3	4	7
Detroit	13	1	1	2	18
Edmonton	22	1	3	4	18
Florida	17	3	1	4	9
Los Angeles	15	0	2	2	6
Minnesota	21	1	1	2	44
Montreal	5	1	0	1	0
Nashville	18	1	6	7	9
New Jersey	16	2	2	4	14
NY Islanders	19	3	3	6	8
NY Rangers	19	3	3	6	9
Phoenix	16	2	0	2	12
Pittsburgh	18	3	2	5	28
San Jose	17	1	1	2	24
Tampa Bay	17	4	1	5	13
Toronto	28	4	7	11	16
Vancouver	9	2	0	2	2
Washington	19	4	3	7	10
Winnipeg	20	1	1	2	37

NHL STATS BREAKDOWN

Season	Team	TOI/Gm	PPM	SHG	GWG	+/-	FO%	S	S%	Hits	Bks
2005-06	Montreal	3:04	0	0	0	-1	50.0	0	-	1	0
2006-07	Montreal	11:25	0	1	2	-7	45.2	82	7.3	109	29
2007-08	Montreal	13:10	0	0	0	5	49.1	68	10.3	101	35
2008-09	Montreal	14:48	1	2	2	9	53.2	165	9.1	130	52
2009-10	Montreal	12:16	0	0	1	-14	48.9	101	6.9	164	36
2010-11	Montreal	11:42	0	0	0	-7	58.0	78	6.4	104	7
	Anaheim	11:35	0	0	0	-6	53.4	28	0.0	59	8
	Vancouver	11:32	0	0	0	-1	46.5	23	4.3	31	8
2011-12	Vancouver	11:14	0	0	0	-3	52.1	103	8.7	244	24
2012-13	Vancouver	12:36	0	0	1	-6	50.6	54	7.4	116	18
2013-14	St. Louis	11:10	0	0	1	-3	50.8	78	11.5	87	18
TOTALS			1	3	7	-34	50.5	780	8.1	1146	235



12 JORI LEHTERA

CENTER

SHOOTS: Left **HEIGHT:** 6-2 **WEIGHT:** 217
BORN: 12-23-87 **BIRTHPLACE:** Helsinki, Finland

2013-14 SEASON RECAP:

- Served as an assistant captain with Novosibirsk (KHL) and led the team with 44 points (12g, 32a)
- Tied for the team lead with six points (6a) in 10 postseason appearances
- Appeared in the KHL All-Star Game for the second straight season

CAREER HIGHLIGHTS:

- In 2012-13, posted a KHL career high 46 points (17g, 29a) en route to earning All-Star Honors. He was also the KHL's Forward of the Month for September 2013
- In 2009-10, he was named the Best Player of the Regular Season in Finland's SM-liiga, with Tappara. He led the league in both points (69) and assists (50), was named the Player of the Month for December 2009, and appeared in the League's All-Star Game
- With Jokerit of the Finnish junior league, he led the league in points (66), assists (48) and points per game (2.75) in 2006-07
- In 2005-06, he led the Finnish junior league with 33 assists

INTERNATIONAL CAREER HIGHLIGHTS:

- Represented Finland at the 2014 Winter Olympics, helping the club capture the Bronze Medal
- Led Finland with 12 points (3g, 9a) at the 2014 World Championships as an assistant captain. He helped the club earn the Silver Medal and was named one of his team's Top Three Players
- Appeared in five games for Finland at the 2010 World Championships

CAREER TRANSACTIONS:

- None

CAREER STATS

Season	Team	League	REGULAR SEASON					PLAYOFFS				
			GP	G	A	PTS	PIM	GP	G	A	PTS	PIM
2006-07	Jokerit	SM-liiga	28	6	6	12	14	--	--	--	--	--
2007-08	Tappara	SM-liiga	54	13	29	42	32	--	--	--	--	--
2008-09	Tappara	SM-liiga	58	9	38	47	34	--	--	--	--	--
	Peoria	AHL	7	0	1	1	2	7	1	1	2	10
2009-10	Tappara	SM-liiga	57	19	50	69	58	9	1	9	10	8
	Finland	WC	5	0	0	0	0	--	--	--	--	--
2010-11	Yaroslavl	KHL	53	16	21	37	38	18	0	3	3	14
2011-12	Novosibirsk	KHL	25	10	16	26	10	--	--	--	--	--
2012-13	Novosibirsk	KHL	52	17	31	48	46	3	0	2	2	0
2013-14	Novosibirsk	KHL	48	12	32	44	22	10	0	6	6	2
	Finland	Olympics	6	1	3	4	0	--	--	--	--	--
	Finland	WC	10	3	9	12	10	--	--	--	--	--

CONTRACT STATUS

Two-year deal through 2015-16

DRAFTED

St. Louis' third round pick (65th overall) in 2008

CAREER FIRSTS

NHL Game: TBD

NHL Goal: TBD

Game as Blue: TBD

Goal as Blue: TBD

REGULAR SEASON CAREER HIGHS

Goals: TBD

Assists: TBD

Points: TBD

PIM: TBD

Shots: TBD

Goal Streak: TBD

Assists Streak: TBD

Point Streak: TBD

Games Played Streak : TBD

PENALTY SHOTS

None

SHOOTOUTS

0-0, 0%

ALL-STAR GAMES

None

NHL AWARDS

None



33 JORDAN LEOPOLD DEFENSEMAN

SHOOTS: Left **HEIGHT:** 6-1 **WEIGHT:** 213
BORN: 8-3-80 **BIRTHPLACE:** Golden Valley, Minnesota

2013-14 SEASON RECAP:

- Posted points in consecutive games on Jan. 7 and Jan. 9 (3a)
- Broke a 38-gm goal drought with his first as a Blue on Feb. 4 vs. OTT
- Blues were 16-8-3 when he dressed

CAREER HIGHLIGHTS:

- In 2012-13, he recorded two assists in 15 games after joining the Blues on Apr. 1, while he posted eight points (2g, 6a) in 24 games with Buffalo prior to joining the Blues
- Led the Sabres defense with 10 goals and 128 blocked shots in 2011-12
- Posted a career high 13 goals and 35 points in 2010-11
- Converted on his only career shootout attempt vs. Detroit's Chris Osgood on Dec. 15, 2008
- In 2002-03, he led all Calgary rookies with 14 points (4g, 10a) in his first NHL season
- Won the 2002 NCAA National Championships with Minnesota and earned the Hobey Baker Award as the best collegiate hockey player

INTERNATIONAL CAREER HIGHLIGHTS:

- Represented the United States at the 2006 Winter Olympics, scoring one goal in six games
- Appeared with the U.S. at four World Championships, including 2004, when he helped capture the Bronze Medal
- Represented the U.S. in back-to-back World Juniors in 1999 and 2000

CAREER TRANSACTIONS:

- Acquired by the Blues from Buffalo in exchange for a 2013 2nd round pick (Justin Bailey) and a 2013 5th round pick (Anthony Florentino) on Mar. 30, 2013
- Signed by Buffalo as a free agent on July 7, 2010
- Acquired by Pittsburgh from Florida in exchange for a 2010 2nd round pick (Connor Brickley) on Mar. 1, 2010
- Acquired by Florida along with a 2009 3rd round pick (Josh Birkholz) from Calgary in exchange for Jay Bouwmeester on June 27, 2009
- Acquired by Calgary from Colorado in exchange for Lawrence Nycholat, Ryan Wilson and a 2009 2nd round pick (Stefan Elliott)
- Acquired by Colorado along with a 2006 2nd round pick (Codey Burki) and a 2007 2nd round pick (Trevor Cann) from Calgary in exchange for Alex Tanguay on June 24, 2006
- Signed by Calgary as a free agent on June 7, 2002
- NHL rights acquired by Calgary from Anaheim in exchange for Andrei Nazarov and a 2001 2nd round pick (Andrei Taratukhin)

CAREER STATS

REGULAR SEASON

PLAYOFFS

Season	Team	League	REGULAR SEASON					PLAYOFFS				
			GP	G	A	PTS	PIM	GP	G	A	PTS	PIM
1998-99	Minnesota	NCAA	39	7	16	23	20	--	--	--	--	--
	United States	WJC-20	6	0	1	1	0	--	--	--	--	--
1999-00	Minnesota	NCAA	39	6	18	24	20	--	--	--	--	--
	United States	WJC-20	7	1	1	3	0	--	--	--	--	--
2000-01	Minnesota	NCAA	42	12	37	49	38	--	--	--	--	--
2001-02	Minnesota	NCAA	44	20	28	48	28	--	--	--	--	--
	United States	WC	7	0	1	1	4	--	--	--	--	--
2002-03	Calgary	NHL	58	4	10	14	12	--	--	--	--	--
	Saint John	AHL	3	1	2	3	0	--	--	--	--	--
2003-04	United States	WC	6	1	3	4	2	--	--	--	--	--
	Calgary	NHL	82	9	24	33	24	26	0	10	10	6
2004-05	United States	WCup	0	0	0	0	0	--	--	--	--	--
	United States	WC	7	0	1	1	0	--	--	--	--	--
2005-06	Calgary	NHL	74	2	18	20	68	7	0	1	1	4
	United States	OG	6	1	0	1	4	--	--	--	--	--
2006-07	Colorado	NHL	15	2	3	5	14	--	--	--	--	--
2007-08	Colorado	NHL	43	5	8	13	20	7	0	3	3	0
	United States	WC	4	0	1	1	6	--	--	--	--	--
2008-09	Colorado	NHL	64	6	14	20	18	--	--	--	--	--
	Calgary	NHL	19	1	3	4	6	6	0	1	1	8
2009-10	Florida	NHL	61	7	11	18	22	--	--	--	--	--
	Pittsburgh	NHL	20	4	4	8	6	8	0	0	0	2
2010-11	Buffalo	NHL	71	13	22	35	36	5	0	1	1	4
2011-12	Buffalo	NHL	79	10	14	24	28	--	--	--	--	--
2012-13	Buffalo	NHL	24	2	6	8	14	--	--	--	--	--
	St. Louis	NHL	15	0	2	2	0	6	0	0	0	0
2013-14	St. Louis	NHL	27	1	5	6	6	6	0	1	1	2
NHL TOTALS			652	66	144	210	274	71	0	17	17	26
ST. LOUIS TOTALS			42	1	7	8	6	12	0	1	1	2

CONTRACT STATUS

Two-year deal through 2014-15

DRAFTED

Anaheim's second round pick (44th overall) in 1999

CAREER FIRSTS

NHL Game: Oct. 19, 2002 at Chicago

NHL Goal: Oct. 26, 2002 vs. St. Louis

Game as Blue: Apr. 1, 2013 at Minnesota

Goal as Blue: Feb. 4, 2014 vs. Ottawa

REGULAR SEASON CAREER HIGHS

Goals: 2 (4x) – last, Dec. 23, 2010 vs. Florida

Assists: 3 (2x) – last, Nov. 13, 2010 vs. Washington

Points: 3 (5x) – last, Feb. 8, 2011 at Tampa Bay

PIM: 10 – Feb. 29, 2012 at Anaheim

Shots: 7 – Dec. 29, 2003 vs. Minnesota

Goal Streak: 3 – Mar. 24-Oct. 9, 2008 (3g)

Assists Streak: 4 – Mar. 25-Apr. 2, 2004 (4a)

Point Streak: 5 – Nov. 20-Dec. 3, 2003 (1g, 4a)

Games Played Streak : 224 – Oct. 9, 2008-Feb. 25, 2011

PENALTY SHOTS

Dec. 15, 2008 vs. Chris Osgood (DET), successful

SHOOTOUTS

0-0, 0%

ALL-STAR GAMES

None

NHL AWARDS


None

Career vs. NHL

	GP	G	A	P	PIM
Anaheim	20	1	5	6	14
Boston	25	2	2	4	6
Buffalo	8	1	0	1	2
Calgary	16	1	5	6	6
Carolina	21	1	8	9	10
Chicago	28	0	5	5	16
Colorado	21	3	7	10	4
Columbus	25	3	6	9	12
Dallas	25	2	4	6	16
Detroit	24	1	3	4	18
Edmonton	31	2	8	10	12
Florida	16	3	3	6	6
Los Angeles	23	2	8	10	6
Minnesota	29	0	5	5	24
Montreal	25	4	2	6	12
Nashville	25	2	3	5	6
New Jersey	19	3	4	7	2
NY Islanders	20	3	6	9	12
NY Rangers	17	3	2	5	6
Ottawa	23	6	9	15	10
Philadelphia	16	1	3	4	10
Phoenix	21	3	6	9	8
Pittsburgh	17	3	2	5	8
San Jose	22	1	6	7	8
St. Louis	19	2	6	8	6
Tampa Bay	18	3	4	7	8
Toronto	26	3	5	8	4
Vancouver	28	1	7	8	14
Washington	21	3	6	9	0
Winnipeg	23	3	4	7	8

NHL STATS BREAKDOWN

Season	Team	TOI/Gm	PPG	SHG	+/-	GWG	FO%	S	S%	Hits	Bks
2002-03	Calgary	20:36	3	0	-15	0	-	78	5.1	-	-
2003-04	Calgary	22:14	6	0	8	1	-	138	6.5	-	-
2005-06	Calgary	22:20	2	0	6	1	-	87	2.3	61	79
2006-07	Colorado	19:47	1	0	-4	0	-	19	10.5	19	19
2007-08	Colorado	15:59	2	1	5	1	-	35	14.3	26	40
2008-09	Colorado	18:10	1	0	-10	1	-	82	7.3	45	80
	Calgary	20:58	0	0	-5	0	-	25	4.0	20	20
2009-10	Florida	22:25	1	0	-7	1	-	69	10.1	59	107
	Pittsburgh	20:27	0	0	5	2	-	26	15.4	9	31
2010-11	Buffalo	23:20	5	0	-11	1	-	134	9.7	49	123
2011-12	Buffalo	22:22	1	0	4	0	-	110	9.1	54	128
2012-13	Buffalo	21:08	0	0	-6	0	-	38	5.3	28	49
	St. Louis	18:22	0	0	-2	0	-	22	0.0	11	8
2013-14	St. Louis	15:36	0	0	1	1	-	40	2.5	8	24
TOTALS		20:53	22	1	-31	8	-	903	7.3	389	708



10 JOAKIM LINDSTROM

LEFT WING

SHOOTS: Left **HEIGHT:** 6-1 **WEIGHT:** 185
BORN: 12-5-83 **BIRTHPLACE:** Skelleftea, Sweden

2013-14 SEASON RECAP:

- Led Skelleftea AIK of the Swedish Hockey League (SHL) with 63 points, including 23 goals and 40 assists
- Tied for the club lead with 18 points (6g, 12a) in the postseason, helping the club capture the SHL Championship for the second straight season
- He was named the SHL's Best Player, MVP and Playoff MVP for the season

CAREER HIGHLIGHTS:

- Captured the SHL Championship with Skelleftea in 2013
- In 2010-11, he led the SHL in points (60) and power play goals (15) en route to earning All-Star Team honors
- In 2007-08, he recorded 60 points (25g, 35a) with the American Hockey League's (AHL) Syracuse Crunch, earning a selection to the AHL All-Star Game
- In 2005-06, he made his NHL debut with Columbus

INTERNATIONAL CAREER HIGHLIGHTS:

- Posted 11 points (5g, 6a) for Sweden at the 2014 World Championships, helping the club capture bronze
- At the 2014 World Championships, he was named one of the Top Three Players for Sweden
- Represented Sweden at the 2001 U-18 World Juniors and the 2003 World Juniors

CAREER TRANSACTIONS:

- Signed by Skelleftea as a free agent on Dec. 2, 2011
- Signed by Colorado as a free agent on June 16, 2011
- Signed by Skelleftea as a free agent on May 18, 2010
- Signed by Novgorod (KHL) as a free agent on June 30, 2009
- Acquired by Phoenix from Anaheim for Logan Stephenson on Dec. 3, 2008
- Claimed on waivers by Anaheim on Oct. 7 after being claimed by Chicago on Oct. 3, 2008
- Acquired by Anaheim from Columbus in exchange for a 2010 fourth round pick (Mathieu Corbeil-Theriault) on July 14, 2008

CAREER STATS

Season	Team	League	REGULAR SEASON					PLAYOFFS				
			GP	G	A	PTS	PIM	GP	G	A	PTS	PIM
2000-01	MODO	SEL	10	2	3	5	2	7	0	1	1	0
2001-02	MODO	SEL	42	4	3	7	20	14	3	5	8	8
2002-03	MODO	SEL	29	4	2	6	14	6	1	1	2	2
	Sweden	WJC	6	2	3	5	6	--	--	--	--	--
2003-04	MODO	SEL	15	0	2	2	0	--	--	--	--	--
	Sundsvall IF	Swe-1	2	0	5	5	0	--	--	--	--	--
2004-05	MODO	SEL	37	2	3	5	24	--	--	--	--	--
	Syracuse	AHL	13	4	4	8	0	--	--	--	--	--
2005-06	Syracuse	AHL	64	14	29	43	52	6	1	1	2	0
	Columbus	NHL	3	0	0	0	0	--	--	--	--	--
2006-07	Syracuse	AHL	50	22	26	48	34	--	--	--	--	--
	Columbus	NHL	9	1	0	1	4	--	--	--	--	--
2007-08	Syracuse	AHL	49	25	35	60	68	13	4	3	7	6
	Columbus	NHL	25	3	4	7	14	--	--	--	--	--
2008-09	Iowa	AHL	21	7	14	21	33	--	--	--	--	--
	San Antonio	AHL	3	1	1	2	2	--	--	--	--	--
2009-10	Phoenix	NHL	44	9	11	20	28	--	--	--	--	--
	Novgorod	KHL	55	10	20	30	62	--	--	--	--	--
2010-11	Skelleftea AIK	SEL	54	28	32	60	134	18	4	7	11	16
2011-12	Colorado	NHL	16	2	3	5	0	--	--	--	--	--
2012-13	Skelleftea AIK	SEL	21	7	13	20	45	--	--	--	--	--
	Skelleftea AIK	SEL	53	18	36	54	56	13	4	7	11	4
2013-14	Skelleftea AIK	SweHL	55	23	40	63	72	--	--	--	--	--
	Sweden	WC	9	5	6	11	4	--	--	--	--	--
NHL TOTALS			97	15	18	33	46	--	--	--	--	--

CONTRACT STATUS

One-year deal through 2014-15

DRAFTED

Columbus' second round pick (41st overall) in 2002

CAREER FIRSTS

NHL Game: Feb. 8, 2006 vs. Los Angeles

NHL Goal: Dec. 29, 2006 at Minnesota

Game as Blue: tbd

Goal as Blue: tbd

REGULAR SEASON CAREER HIGHS

Goals: 2 (2x) – last, Oct. 13, 2011 at Ottawa

Assists: 1 (18x) – last, Nov. 12, 2011 vs. Calgary

Points: 2 (5x) – last, Oct. 13, 2011 at Ottawa

PIM: 8 – Feb. 12, 2009 vs. Vancouver

Shots: 6 – Feb. 19, 2009 vs. Atlanta

Goal Streak: 2 (2x) – last, Jan. 13-15, 2009 (3g)

Assist Streak: 3 – Jan. 3-8, 2008 (1g, 3a)

Point Streak: 5 – Feb. 14-24, 2009 (1g, 4a)

Games Played Streak : 23 – Jan. 10-Mar. 6, 2009

PENALTY SHOTS

None

SHOOTOUTS

1-5, 20%

ALL-STAR GAMES

None

NHL AWARDS


None

Career vs. NHL

	GP	G	A	P	PIM
Anaheim	3	0	1	1	0
Atlanta	1	1	0	1	0
Boston	2	0	1	1	0
Buffalo	2	0	0	0	0
Calgary	5	0	2	2	0
Carolina	1	0	1	1	4
Chicago	7	1	1	2	2
Colorado	5	2	0	2	2
Columbus	1	0	0	0	0
Dallas	8	0	0	0	2
Detroit	12	2	3	5	10
Edmonton	6	0	2	2	2
Los Angeles	9	1	2	3	0
Minnesota	5	3	0	3	2
Montreal	1	0	0	0	0
Nashville	9	0	0	0	6
New Jersey	1	0	0	0	0
NY Islanders	2	1	1	2	0
Ottawa	1	2	0	2	0
Phoenix	2	0	0	0	0
Pittsburgh	1	0	0	0	0
San Jose	3	0	2	2	2
St. Louis	6	0	2	2	6
Toronto	1	0	0	0	0
Vancouver	3	2	0	2	8

NHL STATS BREAKDOWN

Season	Team	TOI/Gm	PPG	SHG	GWG	+/-	FO%	S	S%	Hits	Bks
2005-06	Columbus	5:11	0	0	0	0	-	4	0.0	0	0
2006-07	Columbus	8:28	0	0	0	-3	-	9	11.1	3	1
2007-08	Columbus	9:26	2	0	1	0	28.6	25	12.0	9	1
2008-09	Phoenix	14:52	3	0	2	-6	35.7	77	11.7	35	15
2011-12	Colorado	13:55	1	0	0	-9	40.0	22	9.1	1	6
TOTALS		12:25	6	0	3	-18	34.6	137	10.9	48	23

**74 TJ OSHIE**
CENTER**SHOOTS:** Right **HEIGHT:** 5-11 **WEIGHT:** 194
BORN: 12-23-86 **BIRTHPLACE:** Everett, Washington**2013-14 SEASON RECAP:**

- Set career highs in goals (21), assists (39), points (60), GWG (5), +/- (+19)
- Logged his first career hat trick on Mar. 27 vs. MIN
- Set a career high with 4 points (assists) on Nov. 14 vs. COL
- 200th career point, Oct. 17 at CHI
- 300th career game, Oct. 25 vs. VAN
- Ranked second on the club with two goals in five playoff games

CAREER HIGHLIGHTS:

- In 2010-11, was one of two NHL players (Jarret Stoll) with a perfect shootout conversion rate on home ice (3 for 3) -- among players with at least three attempts
- In 2009-10, led the team, and ranked 3rd overall with a 62.5% shooting percentage in the shootout -- among players with at least eight attempts
- Among rookies in 2008-09, he tied for 8th with 39 points, while being Named Rookie of the Month for March
- While at North Dakota, earned First Team West All-American Honors, was a two-time NCAA All-Tournament Team selection, was named to the WCHA All-Rookie Team and received North Dakota's Cliff "Fido" Purpur Award for demonstrating hard work, determination and excitement on the ice
- In 2004-05, he was the top high school scorer in Minnesota while playing for Warroad

INTERNATIONAL CAREER HIGHLIGHTS:

- Represented the United States at the 2014 Winter Olympics, including leading the team to an shootout win over host Russia, scoring on four of six attempts
- Also donned the U.S. jersey at three World Championships (2013, 2010, 2009), including 2010, when he helped stave off relegation by scoring on three of five shootout attempts
- Represented the U.S. at the 2006 World Juniors

CAREER TRANSACTIONS:

- None

CAREER STATS

Season	Team	League	REGULAR SEASON					PLAYOFFS				
			GP	G	A	PTS	PIM	GP	G	A	PTS	PIM
2003-04	Warroad	USHS	31	43	42	85	12	--	--	--	--	--
2004-05	Warroad	USHS	31	37	62	99	22	--	--	--	--	--
	Sioux Falls	USHL	11	3	2	5	6	--	--	--	--	--
2005-06	North Dakota	WCHA	44	24	21	45	33	--	--	--	--	--
	United States	WJC	7	1	0	1	10	--	--	--	--	--
2006-07	North Dakota	WCHA	43	17	35	52	30	--	--	--	--	--
2007-08	North Dakota	WCHA	42	18	27	45	57	--	--	--	--	--
2008-09	St. Louis	NHL	57	14	25	39	30	4	0	0	0	2
	United States	WC	9	1	2	3	2	--	--	--	--	--
2009-10	St. Louis	NHL	76	18	30	48	36	--	--	--	--	--
	United States	WC	6	4	2	6	2	--	--	--	--	--
2010-11	St. Louis	NHL	49	12	22	34	15	--	--	--	--	--
2011-12	St. Louis	NHL	80	19	35	54	50	9	0	3	3	6
2012-13	St. Louis	NHL	30	7	13	20	15	6	2	0	2	2
	United States	WC	4	1	0	1	2	--	--	--	--	--
2013-14	St. Louis	NHL	79	21	39	60	42	5	2	0	2	2
	United States	Olympics	6	1	3	4	4	--	--	--	--	--
NHL TOTALS			371	91	164	255	188	24	4	3	7	12
ST. LOUIS TOTALS			371	91	164	255	188	24	4	3	7	12

CONTRACT STATUS

Five-year deal through 2016-17

DRAFTED

St. Louis' first round pick (28th overall) in 2005

CAREER FIRSTS

NHL Game: Oct. 10, 2008 vs. Nashville

NHL Goal: Oct. 22, 2008 vs. Detroit

Game as Blue: Oct. 10, 2008 vs. Nashville

Goal as Blue: Oct. 22, 2008 vs. Detroit

REGULAR SEASON CAREER HIGHS

Goals: 3 – Mar. 27, 2014 vs. Minnesota

Assists: 4 – Nov. 14, 2013 vs. Colorado

Points: 4 – Nov. 14, 2013 vs. Colorado

PIM: 5 (2x) – last, Feb. 19, 2013 vs. San Jose

Shots: 6 (8x) – last, Apr. 6, 2014 at Chicago

Goal Streak: 4 – Feb. 12-Mar. 4, 2010 (4g)

Assists Streak: 6 – Oct. 17-Nov. 1, 2013 (6a)

Point Streak: 7 – Oct. 11-28, 2010 (1g, 8a)

Games Played Streak : 81 – Nov. 5, 2009-Nov. 10, 2010

PENALTY SHOTS

Jan. 16, 2014 vs. Jonathan Quick (LA), successful

SHOOTOUTS

27-48, 56.2%

ALL-STAR GAMES

None

NHL AWARDS


None

Career vs. NHL

	GP	G	A	P	PIM
Anaheim	15	7	7	14	8
Boston	6	1	0	1	4
Buffalo	5	1	4	5	6
Calgary	20	3	7	10	8
Carolina	6	1	3	4	4
Chicago	28	5	17	22	12
Colorado	19	2	14	16	15
Columbus	26	6	10	16	16
Dallas	17	8	7	15	10
Detroit	23	5	7	12	8
Edmonton	20	5	13	18	8
Florida	6	0	1	1	0
Los Angeles	18	6	2	8	10
Minnesota	18	7	9	16	6
Montreal	5	1	4	5	2
Nashville	26	8	9	17	10
New Jersey	5	0	1	1	2
NY Islanders	7	2	5	7	0
NY Rangers	7	0	5	5	6
Ottawa	5	1	2	3	4
Philadelphia	6	2	2	4	4
Phoenix	16	5	6	11	14
Pittsburgh	7	1	1	2	6
San Jose	17	1	4	5	17
Tampa Bay	7	3	5	8	2
Toronto	5	2	4	6	0
Vancouver	18	6	9	15	2
Washington	5	2	1	3	2
Winnipeg	8	0	5	5	2

NHL STATS BREAKDOWN

Season	Team	TOI/Gm	PPM	SHG	GWG	+/-	FO%	S	S%	Hits	Bks
2008-09	St. Louis	16:35	6	1	1	16	43.1	101	13.9	66	21
2009-10	St. Louis	18:19	1	1	3	-1	41.8	158	11.4	149	65
2010-11	St. Louis	19:11	3	1	3	10	44.1	103	11.7	71	40
2011-12	St. Louis	19:32	3	1	3	15	45.3	188	10.1	130	45
2012-13	St. Louis	19:06	2	1	1	-5	38.5	65	10.8	33	24
2013-14	St. Louis	18:59	5	2	5	19	42.4	152	13.8	77	54
TOTALS		18:38	20	7	16	54	43.2	767	11.9	526	249



9 STEVE OTT CENTER

SHOOTS: Left **HEIGHT:** 6-0 **WEIGHT:** 194
BORN: 8-19-82 **BIRTHPLACE:** Summerside, PE

2013-14 SEASON RECAP:

- Ranked 5th in the NHL overall with 246 hits
- Posted three assists and 37 penalty minutes after joining the Blues on Mar. 1
- Led Buffalo in ice time per game (19:42) prior to joining the Blues
- Finished season ranked 8th among active skaters with 1,355 career penalty minutes
- Recorded two assists and 14 penalty minutes in six playoff games

CAREER HIGHLIGHTS:

- Was named Buffalo's alternate captain on Apr. 4, 2013
- In 2012-13, he ranked third in the NHL with 187 hits and 12th in faceoff percentage (55.9%)
- Appeared in his 600th career game on Mar. 28, 2013 vs. Florida
- In 2011-12, he was the only NHL player with over 30 points and 150 penalty minutes. Also ranked 14th league wide in faceoff percentage (55.5%)
- Recorded his 200th career point (goal) on Jan. 10, 2012 vs. Anaheim
- Posted his first career hat trick on Mar. 31, 2010 vs. San Jose
- In the 2008 playoffs, he scored two goals in the Western Conference Quarterfinals vs. Anaheim
- Recorded his first playoff point, the overtime game-winning goal, against Colorado in Game Three of the 2004 Western Conference Quarterfinals
- In 2002-03, led Windsor (OHL) in goals (43) and points (88)
- In 2000-01, finished second in the OHL in goals (50) and tied for eighth in points (87)

INTERNATIONAL CAREER HIGHLIGHTS:

- Represented Canada at back-to-back World Junior tournaments in 2001 and 2002. Earned bronze in 2001 and silver in 2002
- Appeared in seven games with Canada at the 2010 World Championships

CAREER TRANSACTIONS:

- Acquired by the Blues along with Ryan Miller and a conditional draft pick from Buffalo in exchange for Jaroslav Halak, Chris Stewart and William Carrier on Feb. 28, 2014
- Acquired by Buffalo along with Adam Pardy from Dallas in exchange for Derek Roy on July 2, 2012

CAREER STATS

Season	Team	League	REGULAR SEASON					PLAYOFFS				
			GP	G	A	PTS	PIM	GP	G	A	PTS	PIM
1998-99	Leamington	WOHL	48	14	30	44	110	--	--	--	--	--
1999-00	Windsor	OHL	66	23	39	62	131	12	3	5	8	21
2000-01	Windsor	OHL	55	50	37	87	164	9	3	8	11	27
	Canada	WJC	7	2	1	3	6	--	--	--	--	--
2001-02	Windsor	OHL	53	43	45	88	178	14	6	10	16	49
	Canada	WJC	7	3	3	6	8	--	--	--	--	--
2002-03	Dallas	NHL	26	3	4	7	31	1	0	0	0	0
	Utah	AHL	40	9	11	20	98	--	--	--	--	--
2003-04	Dallas	NHL	73	2	10	12	152	4	1	0	1	0
2004-05	Hamilton	AHL	67	18	21	39	279	4	0	0	0	20
2005-06	Dallas	NHL	82	5	17	22	178	5	0	1	1	2
2006-07	Dallas	NHL	19	0	4	4	35	6	0	0	0	8
	Iowa	AHL	3	0	0	0	8	--	--	--	--	--
2007-08	Dallas	NHL	73	11	11	22	147	18	2	1	3	22
2008-09	Dallas	NHL	64	19	27	46	135	--	--	--	--	--
2009-10	Dallas	NHL	73	22	14	36	153	--	--	--	--	--
	Canada	WC	7	0	1	1	20	--	--	--	--	--
2010-11	Dallas	NHL	82	12	20	32	183	--	--	--	--	--
2011-12	Dallas	NHL	74	11	28	39	156	--	--	--	--	--
2012-13	Buffalo	NHL	48	9	15	24	93	--	--	--	--	--
2013-14	Buffalo	NHL	59	9	11	20	55	--	--	--	--	--
	St. Louis	NHL	23	0	3	3	37	6	0	2	2	14
NHL TOTALS			696	103	164	267	1355	40	3	4	7	46
ST. LOUIS TOTALS			23	0	3	3	37	6	0	2	2	14

CONTRACT STATUS

Two-year deal through 2015-16

DRAFTED

Dallas' first round pick (25th overall) in 2000

CAREER FIRSTS

NHL Game: Dec. 2, 2002 vs. Atlanta

NHL Goal: Dec. 31, 2002 vs. Edmonton

Game as Blue: Mar. 2, 2014 at Phoenix

Goal as Blue: TBD

REGULAR SEASON CAREER HIGHS

Goals: 3 – Mar. 31, 2010 vs. San Jose

Assists: 2 (12x) – last, Jan. 14, 2014 vs. Philadelphia

Points: 3 (4x) – last, Mar. 31, 2010 vs. San Jose

PIM: 18 – Nov. 1, 2008 at Boston

Shots: 7 – Dec. 11, 2009 at San Jose

Goal Streak: 3 (3x) – last, Apr. 2-7, 2013 (3g)

Assists Streak: 3 (9x) – last, Feb. 28-Mar. 3, 2013 (4a)

Point Streak: 8 – Jan. 21-Feb. 8, 2009 (6g, 6a)

Games Played Streak : 114 – Mar. 2, 2010-Oct. 29, 2011

PENALTY SHOTS

2 - last, Nov. 24, 2013 vs. DET, unsuccessful

SHOOTOUTS

4-10, 40%

ALL-STAR GAMES

None

NHL AWARDS

None

Career vs. NHL

	GP	G	A	P	+/-	PIM
Anaheim	50	7	19	26	2	96
Boston	16	0	4	4	-3	41
Buffalo	9	4	3	7	5	14
Carolina	12	2	1	3	-7	15
Calgary	28	1	10	11	-4	81
Chicago	27	10	4	14	-7	62
Columbus	31	9	7	16	5	56
Colorado	31	2	5	7	-10	55
Dallas	4	1	0	1	-2	10
Detroit	31	2	2	4	-14	55
Edmonton	30	5	6	11	-1	48
Florida	11	3	7	10	8	16
Los Angeles	49	4	7	11	-6	114
Minnesota	33	7	8	15	3	76
Montreal	14	4	4	8	0	27
New Jersey	16	1	5	6	-3	19
Nashville	31	4	8	12	10	41
NY Islander	11	0	3	3	1	23
NY Rangers	12	1	3	4	-4	23
Ottawa	16	2	3	5	2	23
Philadelphia	15	5	6	11	0	12
Phoenix	47	6	11	17	-3	107
Pittsburgh	14	4	4	8	-2	29
San Jose	47	8	13	21	0	147
St. Louis	29	1	7	8	0	71
Tampa Bay	11	0	2	2	-5	9
Toronto	16	3	6	9	-1	29
Vancouver	30	4	2	6	-11	35
Washington	11	0	2	2	0	12
Winnipeg	14	3	2	5	0	9

NHL STATS BREAKDOWN

Season	Team	TOI/Gm	PPG	SHG	GWG	+/-	F0%	S	S%	Hits	Bks
2002-03	Dallas	8:46	0	0	0	6	50.0	25	12.0	-	--
2003-04	Dallas	10:14	0	0	1	-2	49.2	74	2.7	-	--
2005-06	Dallas	11:54	0	0	1	1	49.2	89	5.6	186	31
2006-07	Dallas	9:11	0	0	0	-4	59.0	17	0.0	41	2
2007-08	Dallas	14:28	0	1	2	2	58.8	89	12.4	182	26
2008-09	Dallas	17:35	5	0	0	3	46.5	132	14.4	220	23
2009-10	Dallas	16:28	8	1	2	-14	56.8	146	15.1	251	19
2010-11	Dallas	17:09	3	2	4	-9	56.6	120	10.0	252	44
2011-12	Dallas	18:21	4	0	2	5	55.5	108	10.2	278	27
2012-13	Buffalo	18:33	2	0	3	3	55.7	73	12.3	187	21
2013-14	Buffalo	19:42	6	0	1	-26	52.1	99	9.1	194	29
	St. Louis	14:27	0	0	0	-12	59.7	28	0.0	52	6
TOTALS		15:19	28	4	16	-47	54.7	1000	10.3	1843	228



56 MAGNUS PAAJARVI

LEFT WING

SHOOTS: Left **HEIGHT:** 6-3 **WEIGHT:** 210
BORN: 4-12-91 **BIRTHPLACE:** Norrkoping, Sweden

2013-14 SEASON RECAP:

- Made his Blues debut on Oct. 17 at CHI
- Made 55 appearances overall, the most since his rookie year (81, 2010-11)
- Appeared in his 200th career NHL game on Feb. 8 vs. Winnipeg

CAREER HIGHLIGHTS:

- In 2010-11, finished 14th in rookie scoring with 34 points (15g, 19a)
- In 2009-10, logged 29 points with Timra and was nominated for Elitserien Rookie of the Year
- In 2007-08, made his Swedish Elite League (SEL) debut on Sept. 24 at age 16 (5 months, 12 days) with Timra IK, becoming the fourth youngest player in Elitserien's history

INTERNATIONAL CAREER HIGHLIGHTS:

- Won the silver medal with Sweden at the 2011 World Championships. Tied for second on the team with seven points in the tournament
- Won the bronze medal at the 2010 World Junior Championships while being named one of Sweden's top three players by tournament coaches. He led the team with nine points and a +8 rating
- Earned the silver medal with Sweden at the 2009 World Junior Championships, tying for the team lead with seven points
- Won the silver medal with Sweden at the 2008 World Junior Ice Hockey Championships. At 16 years and eight months old, he became the youngest player ever to play for Sweden at a World Junior tournament

CAREER TRANSACTIONS:

- Acquired by the Blues from Edmonton, along with a 2014 second round draft pick, in exchange for David Perron on July 10, 2013

CAREER STATS

Season	Team	League	REGULAR SEASON					PLAYOFFS				
			GP	G	A	PTS	PIM	GP	G	A	PTS	PIM
2007-08	Timra IK	SEL	35	1	2	3	2	11	0	0	0	2
2008-09	Timra IK	SEL	50	7	10	17	4	7	1	0	1	0
2009-10	Timra IK	SEL	49	12	17	29	6	5	0	1	1	2
2010-11	Edmonton	NHL	80	15	19	34	16	--	--	--	--	--
2011-12	Edmonton	NHL	41	2	6	8	4	--	--	--	--	--
	Oklahoma City	AHL	34	7	18	25	4	14	2	9	11	2
2012-13	Oklahoma City	AHL	38	4	16	20	10	--	--	--	--	--
	Edmonton	NHL	42	9	7	16	14	--	--	--	--	--
2013-14	St. Louis	NHL	55	6	6	12	6	--	--	--	--	--
NHL TOTALS			218	32	38	70	40	--	--	--	--	--
ST. LOUIS TOTALS			55	6	6	12	6	--	--	--	--	--

CONTRACT STATUS

Two-year deal through 2014-15

DRAFTED

Edmonton's first round pick (10th overall) in 2009

CAREER FIRSTS

NHL Game: Oct. 7, 2010 vs. Calgary

NHL Goal: Oct. 16, 2010 at Calgary

Game as Blue: Oct. 17, 2013 at Chicago

Goal as Blue: Nov. 19, 2013 at Buffalo

REGULAR SEASON CAREER HIGHS

Goals: 2 – Feb. 5, 2011 at Columbus

Assists: 2 (3x) – last, Apr. 27, 2014 vs. Vancouver

Points: 2 (11x) – last, Apr. 27, 2014 vs. Vancouver

PIM: 2 (20x) – last, Apr. 13, 2014 vs. Detroit

Shots: 8 (2x) – last, Mar. 19, 2011 vs. Colorado

Goal Streak: 3 – Apr. 2-6, 2011 (3g)

Assists Streak: 5 – Dec. 1-10, 2010 (1g, 5a)

Point Streak: 5 – Dec. 1-10, 2010 (1g, 5a)

Games Played Streak : 58 – Jan. 4, 2011-Nov. 5, 2011

PENALTY SHOTS

None

SHOOTOUTS

0-3, 0%

ALL-STAR GAMES

None

NHL AWARDS


None

Career vs. NHL

	GP	G	A	P	PIM
Anaheim	10	1	1	2	0
Boston	3	0	0	0	0
Buffalo	3	1	0	1	0
Calgary	15	5	2	7	8
Carolina	3	0	1	1	0
Chicago	12	0	3	3	2
Colorado	17	2	7	9	2
Columbus	10	6	4	10	4
Dallas	9	0	2	2	0
Detroit	11	1	1	2	6
Edmonton	3	0	2	2	0
Florida	1	0	0	0	0
Los Angeles	11	2	2	4	0
Minnesota	17	3	1	4	2
Montreal	3	0	1	1	2
Nashville	13	2	0	2	0
New Jersey	4	0	1	1	0
NY Islanders	2	1	0	1	0
NY Rangers	2	0	0	0	0
Ottawa	6	1	2	3	2
Philadelphia	4	0	0	0	0
Phoenix	11	2	2	4	0
Pittsburgh	3	0	0	0	0
St. Louis	8	0	1	1	2
San Jose	9	0	1	1	0
Tampa Bay	2	1	1	2	0
Toronto	4	0	1	1	4
Vancouver	16	3	2	5	4
Washington	3	0	0	0	2
Winnipeg	3	1	0	1	0

NHL STATS BREAKDOWN

Season	Team	TOI/Gm	PPM	SHG	GWG	+/-	FO%	S	S%	Hits	Bks
2010-11	Edmonton	15:23	3	0	0	-13	20.0	180	8.3	22	25
2011-12	Edmonton	13:11	0	0	0	-7	28.6	79	2.5	18	8
2012-13	Edmonton	14:08	2	1	2	-1	33.3	75	12	24	23
2013-14	St. Louis	10:15	0	0	1	-6	33.3	60	10	26	24
TOTALS		13:26	5	1	3	-27	30.0	394	8.1	90	80



27 ALEX PIETRANGELO

DEFENSEMAN

SHOOTS: Right **HEIGHT:** 6-3 **WEIGHT:** 203
BORN: 1-18-90 **BIRTHPLACE:** King City, Ontario

2013-14 SEASON RECAP:

- Ranked 5th on the club and 1-8th among all defensemen with a career-high tying 51 points...Also set career highs in assists (43) and +/- (+20)
- One of two players (Shea Weber) overall to post at least 50 points and log over 200 power play and shorthanded minutes
- Became the first defenseman in Blues history to record 40 or more points in each of his first three full NHL seasons
- 100th career assist, Oct. 29 vs. WPG...300th career game, Apr. 3 vs. BUF
- Tied for third on the team with three points (1g, 2a) in the playoffs

CAREER HIGHLIGHTS:

- In 2012-13, Ranked first in the NHL overall with 32.4 shifts per game, and led the Blues in both shorthanded ice time per game (3:01) and power play ice time per game (2:51) becoming the first Blues defenseman since Al MacInnis (2002-03) to accomplish that
- In 2011-12, Ranked 5th among NHL defenseman in points (12g, 39a) and first in game-winning goals (6). Also, became the youngest defenseman in club history to record consecutive seasons of 40 or more points, and became the second defenseman in club history to record at least six game-winning goals and six power play goals in the same season
- Finished fourth in the Norris Trophy voting in 2011-12
- A three-time OHL All-Star during his Junior career (2008-10), as well as appearing at the 2008 CHL Top Prospects Game

INTERNATIONAL CAREER HIGHLIGHTS:

- Earned Gold Medal with Canada at 2014 Olympics
- Represented Canada at the 2011 World Championships, logging five points (2g, 3a) and being named the tournament's Best Defenseman
- At the 2010 World Juniors, was named the tournament's Top Defenseman scoring 12 points (3g, 9a) en route to earning the silver medal
- Earned the gold medal at the 2009 World Juniors

CAREER TRANSACTIONS:

- None

CAREER STATS

Season	Team	League	REGULAR SEASON					PLAYOFFS				
			GP	G	A	PTS	PIM	GP	G	A	PTS	PIM
2006-07	Mississauga	OHL	59	7	45	52	45	4	0	0	0	8
2007-08	Niagara	OHL	60	13	40	53	94	6	5	4	9	4
2008-09	St. Louis	NHL	8	0	1	1	2	--	--	--	--	--
	Peoria	AHL	1	0	0	0	4	7	0	3	3	2
2009-10	Niagara	OHL	36	8	21	29	32	12	1	5	6	20
	Canada	WJC	6	1	2	3	0	--	--	--	--	--
	St. Louis	NHL	9	1	1	2	6	--	--	--	--	--
2010-11	Barrie	OHL	25	9	20	29	27	17	2	12	14	8
	Canada	WJC	6	3	9	12	14	--	--	--	--	--
2010-11	St. Louis	NHL	79	11	32	43	19	--	--	--	--	--
	Canada	WC	7	2	3	5	2	--	--	--	--	--
2011-12	St. Louis	NHL	81	12	39	51	36	8	0	5	5	0
2012-13	St. Louis	NHL	47	5	19	24	10	6	1	1	2	2
2013-14	St. Louis	NHL	81	8	43	51	32	6	1	2	3	0
	Canada	Olympics	6	0	1	1	0	--	--	--	--	--
NHL TOTALS			305	37	135	172	105	20	2	8	10	2
ST. LOUIS TOTALS			305	37	135	172	105	20	2	8	10	2

CONTRACT STATUS

Seven-year deal through 2019-20

DRAFTED

St. Louis' first round pick (4th overall) in 2008

CAREER FIRSTS

NHL Game: Oct. 10, 2008 vs. Nashville

NHL Goal: Oct. 24, 2009 vs. Dallas

Game as Blue: Oct. 10, 2008 vs. Nashville

Goal as Blue: Oct. 24, 2009 vs. Dallas

REGULAR SEASON CAREER HIGHS

Goals: 2 – Feb. 12, 2012 vs. San Jose

Assists: 3 (2x) – last, Feb. 16, 2012 vs. NY Islanders

Points: 3 (3x) – last, Feb. 16, 2012 vs. NY Islanders

PIM: 12 – Jan. 23, 2012 at Detroit

Shots: 7 (4x) – last, Apr. 10, 2014 at Minnesota

Goal Streak: 4 – Oct. 26-Nov. 2, 2013 (4g)

Assists Streak: 5 – Jan. 3-12, 2012 (7a)

Point Streak: 9 – Jan. 3-21, 2012 (3g, 10a)

Games Played Streak: 101 – Mar. 16, 2013-Apr. 11, 2014

PENALTY SHOTS

None

SHOOTOUTS

0-1, 0%

ALL-STAR GAMES

2012 (Second Team)

NHL AWARDS

None

Career vs. NHL

	GP	G	A	P	PIM
Anaheim	14	0	11	11	6
Boston	4	0	1	1	2
Buffalo	5	0	3	3	2
Calgary	15	2	3	5	2
Carolina	6	1	2	3	4
Chicago	22	2	12	14	2
Colorado	15	0	6	6	12
Columbus	18	4	8	12	10
Dallas	17	2	10	12	6
Detroit	17	1	5	6	12
Edmonton	14	5	5	10	2
Florida	5	1	1	2	0
Los Angeles	15	2	8	10	8
Minnesota	16	2	7	9	6
Montreal	4	0	1	1	2
Nashville	22	3	7	10	2
New Jersey	4	1	0	1	2
NY Islanders	5	0	5	5	0
NY Rangers	5	0	1	1	0
Ottawa	4	0	3	3	2
Philadelphia	5	0	0	0	0
Phoenix	16	3	10	13	6
Pittsburgh	6	1	1	2	2
San Jose	14	2	10	12	5
Tampa Bay	5	1	2	3	0
Toronto	5	0	3	3	0
Vancouver	14	2	4	6	4
Washington	4	0	0	0	0
Winnipeg	9	2	6	8	6

NHL STATS BREAKDOWN

Season	Team	TOI/Gm	PPM	SHG	GWG	O	FO%	S	S%	Hits	Bks
2008-09	St. Louis	16:31	0	0	0	0	-	7	0.0	3	2
2009-10	St. Louis	16:34	0	0	0	-9	-	7	14.3	4	7
2010-11	St. Louis	22:00	4	0	1	18	-	161	6.8	57	121
2011-12	St. Louis	24:44	6	0	6	16	-	202	5.9	90	133
2012-13	St. Louis	25:07	2	0	0	0	-	93	5.4	24	101
2013-14	St. Louis	25:22	2	0	1	20	-	164	4.9	24	164
TOTALS		23:47	14	0	8	45	-	634	5.8	202	528



32 CHRIS PORTER

LEFT WING

SHOOTS: Left **HEIGHT:** 6-1 **WEIGHT:** 210
BORN: 5-29-84 **BIRTHPLACE:** Toronto, Ontario

2013-14 SEASON RECAP:

- Landed 68 hits in 22 NHL appearances
- Recorded 18 points (7-11-18) and 37 PIM in 38 games with the Chicago Wolves (AHL) this season

CAREER HIGHLIGHTS:

- In 2013, he made his NHL postseason debut in Game One on Apr. 30 vs. Los Angeles. He recorded his first career postseason goal in Game Six in Los Angeles
- In 2012-13, he posted a career high eight points and six assists
- He set career highs in games played (47) and goals (4) in 2011-12. He also ranked 5th among Blues' forwards with 124 hits
- In 2010-11, he recorded 7 points, 3 goals and 4 assists, in 45 games for the Blues
- In 2009-10, he dressed in 80 games for the Peoria Rivermen, posting 31 points (13 goals and 18 assists)
- Spent four years at the University of North Dakota, including recording a collegiate career-high 30 points in his senior season (2006-07). He also ranked eighth in WCHA rookie scoring during his freshman season, and received North Dakota's "Tom Hoghaug Award" for initiative, character and responsibility

INTERNATIONAL CAREER HIGHLIGHTS:

- Represented the United States at the 2011 World Championships recording an assist in seven games

CAREER TRANSACTIONS:

- Signed by the Blues as a free agent on Aug. 21, 2007

CAREER STATS

Season	Team	League	REGULAR SEASON					PLAYOFFS				
			GP	G	A	PTS	PIM	GP	G	A	PTS	PIM
2002-03	Lincoln Stars	USHL	59	13	22	35	74	10	4	3	7	10
2003-04	North Dakota	NCAA	41	10	15	25	46	--	--	--	--	--
2004-05	North Dakota	NCAA	43	12	3	15	36	--	--	--	--	--
2005-06	North Dakota	NCAA	46	7	16	23	40	--	--	--	--	--
2006-07	North Dakota	NCAA	43	13	17	30	38	--	--	--	--	--
2007-08	Peoria	AHL	80	12	25	37	71	--	--	--	--	--
2008-09	St. Louis	NHL	6	1	1	2	0	--	--	--	--	--
	Peoria	AHL	74	7	16	23	72	7	1	1	2	0
2009-10	Peoria	AHL	80	13	18	31	53	--	--	--	--	--
2010-11	St. Louis	NHL	45	3	4	7	11	--	--	--	--	--
	Peoria	AHL	36	9	11	20	63	--	--	--	--	--
	United States	WC	7	0	1	1	2	--	--	--	--	--
2011-12	St. Louis	NHL	47	4	3	7	11	--	--	--	--	--
	Peoria	AHL	2	0	1	1	2	--	--	--	--	--
2012-13	St. Louis	NHL	29	2	6	8	0	6	1	0	1	0
	Peoria	AHL	12	7	3	10	11	--	--	--	--	--
2013-14	St. Louis	NHL	22	0	1	1	0	6	1	2	3	0
	Chicago	AHL	38	7	11	18	37	--	--	--	--	--
NHL TOTALS			149	10	15	25	27	12	2	2	4	0
ST. LOUIS TOTALS			149	10	15	25	27	12	2	2	4	0

CONTRACT STATUS

Two-year deal through 2014-15

DRAFTED

Chicago's ninth round pick (282nd overall) in 2003

CAREER FIRSTS

NHL Game: Oct. 10, 2008 vs. Nashville

NHL Goal: Oct. 18, 2008 vs. Chicago

Game as Blue: Oct. 10, 2008 vs. Nashville

Goal as Blue: Oct. 18, 2008 vs. Chicago

REGULAR SEASON CAREER HIGHS

Goals: 2 – Mar. 30, 2011 at Detroit

Assists: 2 – Apr. 4, 2013 at Chicago

Points: 3 – Mar. 30, 2011 at Detroit

PIM: 5 (3x) – last, Mar. 10, 2012 vs. Columbus

Shots: 5 – Mar. 9, 2013 at San Jose

Goal Streak: 2 – Feb. 4-7, 2012 (2g)

Assist Streak: 1 (14x) – last, Dec. 28, 2013 (1a)

Point Streak: 4 – Jan. 23-Feb. 9, 2012 (2g, 2a)

Games Played Streak : 20 – Mar. 1-Apr. 9, 2011

PENALTY SHOTS

None

SHOOTOUTS

0-0, 0%

ALL-STAR GAMES

None

NHL AWARDS


None

Career vs. NHL

	GP	G	A	P	PIM
Anaheim	8	1	0	1	4
Boston	1	0	1	1	0
Calgary	6	0	1	1	0
Carolina	2	0	0	0	0
Chicago	11	1	3	4	5
Colorado	8	0	0	0	2
Columbus	10	1	0	1	5
Dallas	9	0	1	1	2
Detroit	11	3	2	5	0
Edmonton	8	0	1	1	0
Florida	1	1	0	1	0
Los Angeles	7	0	2	2	2
Minnesota	8	0	1	1	0
Montreal	2	0	0	0	0
Nashville	11	1	1	2	0
New Jersey	2	0	1	1	0
NY Islanders	3	0	0	0	2
NY Rangers	2	0	0	0	0
Ottawa	3	1	0	1	0
Philadelphia	2	0	0	0	0
Phoenix	8	0	0	0	0
Pittsburgh	2	0	0	0	0
San Jose	9	1	0	1	5
Tampa Bay	2	0	0	0	0
Toronto	3	0	0	0	0
Vancouver	5	0	0	0	0
Washington	2	0	0	0	0
Winnipeg	3	0	1	1	0

NHL STATS BREAKDOWN

Season	Team	TOI/Gm	PPM	SHG	GWG	+/-	FO%	S	S%	Hits	Bks
2008-09	St. Louis	10:32	0	0	0	-1	33.3	7	14.3	3	3
2010-11	St. Louis	10:23	0	0	1	-4	54.5	55	5.5	91	5
2011-12	St. Louis	10:24	0	0	1	-1	42.1	61	6.6	124	4
2012-13	St. Louis	11:38	0	0	2	5	43.1	46	4.3	65	5
2013-14	St. Louis	10:23	0	0	0	-3	30.0	24	0.0	68	3
TOTALS		10:38	0	0	4	-4	43.8	193	5.2	351	20



75 RYAN REAVES

RIGHT WING

SHOOTS: Right **HEIGHT:** 6-1 **WEIGHT:** 228
BORN: 1-20-87 **BIRTHPLACE:** Winnipeg, Manitoba

2013-14 SEASON RECAP:

- Set career highs in assists (6), points (8) and PIM (126)
- Led the team in PIM and ranked second with 211 hits
- 300th career PIM, Oct. 15 vs. SJS
- 400th career PIM, Apr. 6 at CHI
- Dressed in six postseason games, serving six penalty minutes

CAREER HIGHLIGHTS:

- In 2012-13, led the Blues with 79 penalty minutes including seven fighting majors. Also recorded a career high two goals on Apr. 25 vs. Calgary
- In 2011-12, he tied for 10th in the NHL in fighting majors (13)
- In 2008-09, set professional career highs in points (17), goals (8), assists (9) and plus/minus (+9) with Peoria (AHL)
- Posted 79 points (36G, 43A) and 246 penalty minutes in three seasons (2004-07) with the Brandon Wheat Kings (WHL)

CAREER TRANSACTIONS:

- Signed as a free agent by Orlando (ECHL) on Dec. 8, 2012

CAREER STATS

Season	Team	League	REGULAR SEASON					PLAYOFFS				
			GP	G	A	PTS	PIM	GP	G	A	PTS	PIM
2004-05	Brandon	WHL	64	7	9	16	79	23	2	4	6	43
2005-06	Brandon	WHL	68	14	14	28	91	6	0	1	1	8
2006-07	Brandon	WHL	69	15	20	35	76	11	1	4	5	19
2007-08	Peoria	AHL	31	4	3	7	46	--	--	--	--	--
	Alaska	ECHL	9	2	0	2	42	2	0	0	0	22
2008-09	Peoria	AHL	57	8	9	17	130	4	0	0	0	2
2009-10	Peoria	AHL	76	4	7	11	167	--	--	--	--	--
2010-11	Peoria	AHL	50	4	6	10	146	--	--	--	--	--
	St. Louis	NHL	28	2	2	4	78	--	--	--	--	--
2011-12	St. Louis	NHL	60	3	1	4	124	2	0	0	0	0
2012-13	St. Louis	NHL	43	4	2	6	79	6	0	0	0	2
	Orlando	ECHL	13	6	3	9	34	--	--	--	--	--
2013-14	St. Louis	NHL	63	2	6	8	126	6	0	0	0	6
NHL TOTALS			194	11	11	22	407	14	0	0	0	8
ST. LOUIS TOTALS			194	11	11	22	407	14	0	0	0	8

CONTRACT STATUS

Four-year deal through 2017-18

DRAFTED

St. Louis' fifth round pick (156th overall) in 2005

CAREER FIRSTS

NHL Game: Oct. 11, 2010 vs. Anaheim

NHL Goal: Jan. 12, 2011 at Anaheim

Game as Blue: Oct. 11, 2010 vs. Anaheim

Goal as Blue: Jan. 12, 2011 at Anaheim

REGULAR SEASON CAREER HIGHS

Goals: 2 – Apr. 25, 2013 vs. Calgary

Assists: 1 (11x) – last, Apr. 8, 2014 vs. Washington

Points: 2 – Apr. 25, 2013 vs. Calgary

PIM: 20 – Mar. 13, 2014 vs. Edmonton

Shots: 3 – Apr. 25, 2013 vs. Calgary

Goal Streak: 2 – Jan. 12-13, 2011 (2g)

Assists Streak: 1 (11x) – last, Apr. 8, 2014 (1a)

Point Streak: 2 – Jan. 12-13, 2011 (2g)

Games Played Streak : 38 – Mar. 28-Nov. 23, 2013

PENALTY SHOTS

None

SHOOTOUTS

0-0, 0%

ALL-STAR GAMES

NONE

NHL AWARDS


NONE

Career vs. NHL

	GP	G	A	P	PIM
Anaheim	9	2	0	2	17
Boston	3	1	0	1	0
Buffalo	3	0	2	2	5
Calgary	9	2	0	2	18
Carolina	2	0	0	0	0
Chicago	15	0	1	1	35
Colorado	11	0	0	0	26
Columbus	13	0	1	1	54
Dallas	10	1	0	1	9
Detroit	11	0	3	3	31
Edmonton	6	0	1	1	34
Florida	3	1	0	1	14
Los Angeles	12	1	0	1	16
Minnesota	12	1	0	1	11
Montreal	3	0	1	1	14
Nashville	15	0	0	0	24
New Jersey	2	0	0	0	0
NY Islanders	2	0	0	0	2
NY Rangers	3	0	0	0	0
Ottawa	2	0	0	0	4
Philadelphia	2	0	0	0	0
Phoenix	9	1	0	2	12
Pittsburgh	4	1	0	1	10
San Jose	9	0	0	0	28
Tampa Bay	4	0	0	0	0
Toronto	2	0	0	0	0
Vancouver	9	0	0	0	19
Washington	4	0	1	1	5
Winnipeg	5	0	1	1	19

NHL STATS BREAKDOWN

Season	Team	TOI/Gm	PPM	SHG	GWG	+/-	FO%	S	S%	Hits	Bks
2010-11	St. Louis	6:48	0	0	1	-1	0.0	16	12.5	86	9
2011-12	St. Louis	6:32	0	0	1	0	50.0	32	9.4	171	7
2012-13	St. Louis	7:27	0	0	1	3	100.0	24	16.7	135	7
2013-14	St. Louis	8:31	0	0	0	-1	75.0	25	8.0	211	12
TOTALS		7:25	0	0	3	1	66.7	97	11.3	603	35



22 KEVIN SHATTENKIRK DEFENSEMAN

SHOOTS: Right **HEIGHT:** 6-0 **WEIGHT:** 202
BORN: 1-29-89 **BIRTHPLACE:** New Rochelle, New York

2013-14 SEASON RECAP:

- Set career highs in goals (10), assists (35), points (45) and PPG (7)
- Led all defensemen with seven road PPG and shared 4th with 26 PP points overall
- Scored a career-high 5 GWG this season, becoming the 4th d-man in club history with at least as many GWG in a single season (Brian Benning, Al MacInnis, Alex Pietrangelo)
- 100th point as a Blue, Dec. 2 at LAK
- 200th game as a Blue, Jan. 16 vs. LAK
- Led the Blues with five points (1g, 4a) in six games during the 2014 postseason

CAREER HIGHLIGHTS:

- In 2011-12, Along with Alex Pietrangelo, became the fourth set of defensemen in club history to each record 40 or more points in the same season
- In 2010-11, he led all rookie defensemen with 43 points (9g, 34a), including a nine-game point streak from Nov. 17-Dec. 4. It was just the second time in NHL history a rookie defenseman has compiled a point streak of nine-or-more games. Also, participated in 2011 SuperSkills Competition during All-Star Weekend
- In 2009-10, he served as Boston University's lone captain as a junior, becoming the first junior to serve as lone captain of the Terriers since Bob Smith in 1961-62
- In 2008-09, helped Boston University earn its fifth national championship, assisting on the game-winning overtime goal in the title game vs. Miami (OH). Also, earned a spot on the AHCA All-American East Second Team and was named a Hockey East Second Team All-Star
- In 2007-08, was named to the Hockey East All-Rookie Team as a freshman at Boston University

INTERNATIONAL CAREER HIGHLIGHTS:

- Made his Olympic debut at the 2014 Sochi games with Team USA
- Represented the United States at the 2010 World Championships and 2009 World Juniors, where he was named one of the USA's three best players of the tournament
- Appeared at the 2007 World U-18 Championship with the U.S., where he captured the silver medal en route to being named the tournament's "Best Defenseman"

CAREER TRANSACTIONS:

- Signed as a free agent by TPS Turku (Finland) on Nov. 24, 2012
- Acquired by the Blues from Colorado along with Chris Stewart and a 2011 second round draft pick (Ty Rattie) in exchange for Erik Johnson, Jay McClement and a 2011 first round draft pick (Duncan Siemens) on Feb. 19, 2011

CAREER STATS

Season	Team	League	REGULAR SEASON					PLAYOFFS				
			GP	G	A	PTS	PIM	GP	G	A	PTS	PIM
2005-06	USNTDP	U-17	13	4	4	8	4	--	--	--	--	--
	USNTDP	NAHL	28	6	9	15	17	12	3	7	10	10
2006-07	USNTDP	U-18	43	8	19	27	36	--	--	--	--	--
	USNTDP	NAHL	14	5	8	13	26	--	--	--	--	--
2007-08	Boston U.	H-East	40	4	17	21	38	--	--	--	--	--
2008-09	Boston U.	H-East	43	7	21	28	40	--	--	--	--	--
	United States	WJC	6	1	8	9	4	--	--	--	--	--
2009-10	Boston U.	H-East	38	7	22	29	38	--	--	--	--	--
	Lake Erie	AHL	3	0	2	2	0	--	--	--	--	--
2010-11	Colorado	NHL	46	7	19	26	20	--	--	--	--	--
	Lake Erie	AHL	10	0	0	0	10	--	--	--	--	--
	St. Louis	NHL	26	2	15	17	16	--	--	--	--	--
	United States	WC	7	1	2	3	6	--	--	--	--	--
2011-12	St. Louis	NHL	81	9	34	43	60	9	1	1	2	6
2012-13	St. Louis	NHL	48	5	18	23	20	6	0	2	2	6
	TPS Turku	Liiga	12	2	4	6	22	--	--	--	--	--
2013-14	St. Louis	NHL	81	10	35	45	38	6	1	4	5	2
	United States	Olympics	6	0	3	3	0	--	--	--	--	--
NHL TOTALS			282	33	121	154	154	21	2	7	9	14
ST. LOUIS TOTALS			236	26	102	128	134	21	2	7	9	14

THE PLAYERS

CONTRACT STATUS

Four-year deal through 2016-17

DRAFTED

Colorado's first round pick (14th overall) in 2007

CAREER FIRSTS

NHL Game: Nov. 4, 2010 vs. Vancouver

NHL Goal: Nov. 17, 2010 vs. San Jose

Game as Blue: Feb. 19, 2011 vs. Anaheim

Goal as Blue: March 22, 2011 at Phoenix

REGULAR SEASON CAREER HIGHS

Goals: 1 (33x) – last, Apr. 10, 2014 at Minnesota

Assists: 3 – Mar. 25, 2012 at Phoenix

Points: 3 (2x) – last, Mar. 25, 2012 at Phoenix

PIM: 6 (2x) – last, Nov. 29, 2013 at San Jose

Shots: 8 – Feb. 4, 2012 at Nashville

Goal Streak: 2 (3x) – last, Jan. 22-24, 2011 (2g)

Assists Streak: 7 – Oct. 25-Nov. 7, 2013 (8a)

Point Streak: 9 – Nov. 17-Dec. 4, 2010 (4g, 9a)

Games Played Streak : 124 – Dec. 10, 2011-Nov. 23, 2013

PENALTY SHOTS

None

SHOOTOUTS

5-13, 38.5%

ALL-STAR GAMES

None

NHL AWARDS


None

Career vs. NHL

	GP	G	A	P	PIM
Anaheim	12	0	6	6	4
Boston	4	1	3	4	2
Buffalo	4	0	0	0	2
Calgary	16	2	8	10	8
Carolina	5	0	1	1	4
Chicago	21	0	7	7	8
Colorado	13	4	5	9	6
Columbus	17	2	9	11	16
Dallas	14	1	10	11	8
Detroit	17	2	9	11	10
Edmonton	14	3	5	8	6
Florida	4	0	1	1	8
Los Angeles	12	1	4	5	2
Minnesota	18	3	10	13	16
Montreal	5	0	2	2	2
Nashville	18	0	6	6	6
New Jersey	3	0	0	0	0
NY Islanders	5	1	4	5	8
NY Rangers	4	2	2	4	0
Ottawa	4	0	2	2	0
Philadelphia	3	0	1	1	2
Phoenix	14	2	5	7	8
Pittsburgh	5	1	0	1	2
San Jose	12	4	4	8	10
St. Louis	2	1	0	1	0
Tampa Bay	5	1	3	4	4
Toronto	3	0	2	2	0
Vancouver	15	0	8	8	4
Washington	5	1	2	3	4
Winnipeg	8	1	2	3	4

NHL STATS BREAKDOWN

Season	Team	TOI/Gm	PPM	SHG	GWG	+/-	FO%	S	S%	Hits	Bks
2010-11	Colorado	19:50	2	0	1	-11	-	67	10.4	51	64
	St. Louis	19:51	1	0	1	7	-	41	4.9	15	32
2011-12	St. Louis	21:36	5	0	2	20	25.0	178	5.1	72	103
2012-13	St. Louis	21:18	2	0	0	2	-	84	6.0	55	59
2013-14	St. Louis	20:34	7	0	5	1	-	188	5.3	72	101
TOTALS		20:48	17	0	9	19	25.0	558	5.9	265	359



26 PAUL STASTNY CENTER

SHOOTS: Left **HEIGHT:** 6-0 **WEIGHT:** 209
BORN: 12-27-85 **BIRTHPLACE:** Quebec City, Quebec

2013-14 SEASON RECAP:

- Ranked fifth on Colorado with 60 points and 35 assists, while slotting third with 25 goals
- Tied for the team lead with 10 points in seven playoff games, including a team-best five goals
- Potted four game-winning goals, his most since 2007-08
- Notched his 400th career point on Oct. 12 at Washington
- Appeared in his 500th game on Dec. 21 at Los Angeles

CAREER HIGHLIGHTS:

- In 2011-12, ranked second on Colorado in points (53), goals (21) and assists (32), while pacing ht club in power play goals (7) and power play points (19). He also ranked 15th in the NHL with a career-best 55.4% success rate on faceoffs
- In 2010-11, led Colorado in faceoff percentage (53.2), and took the fifth-most draws in the NHL overall (1,524), while posting the sixth-most wins (810). He was selected to his second All-Star Game, and with his appearance, he and his father (Peter) became the eighth such tandem in NHL history to play in the All-Star Game
- Posted a career-high and Colorado-leading 79 points in 2009-10. He also took 1,703 total faceoffs, second only to Sidney Crosby league wide, and recorded the first 20-point month (March) in Avalanche history since Joe Sakic (February, 2007)
- In 2008-09, he recorded points in each of his first seven games of the season, the longest Avalanche scoring streak to begin a year since Joe Sakic (1999-00)
- In 2007-08, he led Colorado in scoring with 71 points (24g, 47a) while being named to the 2008 NHL All-Star Game. He tallied his first career hat trick on Oct. 3, becoming just the fourth player in Colorado history to score three on Opening Night. He posted his 100th career point in his 99th game, at the time, becoming the sixth active player to accomplish that (Ovechkin, Crosby, Malkin, Kariya, Federov)
- In his NHL rookie season, he finished second in the Calder Trophy voting, while his 78 points ranked second among rookies and earned him a selection to the NHL All-Rookie Team. He posted a NHL rookie-record 20-game point streak, making him the third-youngest player with a streak as long, behind only Mario Lemieux and Wayne Gretzky. Also set an NHL rookie record with a 15-game road point streak
- In his sophomore season at Denver, he was named to the WCHA First All-Star Team, capturing the WCHA scoring with 44 points. He also earned WCHA All-Academic Team honors
- As a freshman season, was named WCHA Rookie of the Year, helping the Pioneers capture the NCAA Championship. He was also named to the Frozen Four All-Tournament Team, and was named to the WCHA All-Rookie Team
- In 2003-04, was named River City's MVP and earned first-team All-USHL honors

INTERNATIONAL CAREER HIGHLIGHTS:

- Represented the United States at the 2014 and 2010 Winter Olympics, helping the team capture silver in 2010
- Helped the U.S. earn bronze at the 2013 World Championships, leading the club with 15 points (7g, 8a) in 10 games. It was the U.S.'s first medal in the event since 2004
- Represented the U.S. at the 2012 and 2007 World Championships, ranking second on the club with nine points (3g, 6a) in 2012, and first with eight points (4g, 4a) in 2007

CAREER TRANSACTIONS:

- Signed by the Blues as a free agent on July 1, 2014
- Signed by Munchen (Germany) as a free agent on Nov. 16, 2012

CAREER STATS

Season	Team	League	REGULAR SEASON					PLAYOFFS				
			GP	G	A	PTS	PIM	GP	G	A	PTS	PIM
2002-03	River City	USHL	57	10	20	30	39	8	0	1	1	2
2003-04	River City	USHL	56	30	47	77	46	3	1	2	3	0
2004-05	Denver	NCAA	42	17	28	45	30	--	--	--	--	--
2005-06	Denver	NCAA	39	19	34	53	79	--	--	--	--	--
2006-07	Colorado	NHL	82	28	50	78	42	--	--	--	--	--
	United States	WC	7	4	4	8	2	--	--	--	--	--
2007-08	Colorado	NHL	66	24	47	71	24	9	2	1	3	6
2008-09	Colorado	NHL	45	11	25	36	22	--	--	--	--	--
2009-10	Colorado	NHL	81	20	59	79	50	6	1	4	5	4
	United States	OG	6	1	2	3	0	--	--	--	--	--
2010-11	Colorado	NHL	74	22	35	57	56	--	--	--	--	--
2011-12	Colorado	NHL	79	21	32	53	34	--	--	--	--	--
	United States	WC	8	3	6	9	0	--	--	--	--	--
2012-13	EHF München	DEL	13	7	11	18	20	--	--	--	--	--
	Colorado	NHL	40	9	15	24	14	--	--	--	--	--
2013-14	United States	WC	10	7	8	15	6	--	--	--	--	--
	Colorado	NHL	71	25	35	60	22	7	5	5	10	4
	United States	OG	6	2	0	2	0	--	--	--	--	--
NHL TOTALS			538	160	298	458	264	22	8	10	18	14

CONTRACT STATUS

Four-year deal through 2017-18

DRAFTED

Colorado's second round pick (44th overall) in 2005

CAREER FIRSTS

NHL Game: Oct. 4, 2006 vs. Dallas

NHL Goal: Oct. 21, 2006 at Montreal

Game as Blue: tbd

Goal as Blue: tbd

REGULAR SEASON CAREER HIGHS

Goals: 3 – Oct. 3, 2007 vs. Dallas

Assists: 4 – Oct. 7, 2007 vs. San Jose

Points: 5 (2x) – last, Dec. 9, 2007 vs. St. Louis

PIM: 8 – Oct. 24, 2009 vs. Detroit

Shots: 7 (9x) – last, Apr. 5, 2014 at St. Louis

Goal Streak: 4 – Feb. 6-13, 2007 (4g)

Assists Streak: 6 (2x) – last, Jan. 9-24, 2010 (6a)

Point Streak: 20 – Feb. 3-Mar. 17, 2007 (11g, 18a)

Games Played Streak : 128 – Oct. 4, 2006-Jan. 15, 2008

PENALTY SHOTS

None

SHOOTOUTS

0-8, 0%

ALL-STAR GAMES

2008, 2011

NHL AWARDS


2007 NHL All-Rookie Team

Career vs. NHL

	GP	G	A	P	PIM
Anaheim	24	3	12	15	18
Boston	7	1	2	3	4
Buffalo	5	1	5	6	2
Calgary	40	19	27	46	24
Carolina	8	5	4	9	6
Chicago	26	8	14	22	8
Columbus	25	7	15	21	12
Dallas	28	17	14	31	14
Detroit	23	6	8	14	18
Edmonton	43	8	25	33	12
Florida	9	6	7	13	2
Los Angeles	29	11	19	30	14
Minnesota	46	10	19	29	16
Montreal	6	2	3	5	0
Nashville	25	5	12	17	16
New Jersey	6	1	4	5	0
NY Islanders	8	2	3	5	4
NY Rangers	8	1	5	6	8
Ottawa	4	1	3	4	2
Philadelphia	8	3	5	8	4
Phoenix	26	8	13	21	20
Pittsburgh	7	0	3	3	2
San Jose	27	6	14	20	12
St. Louis	24	11	19	30	16
Tampa Bay	10	5	6	11	2
Toronto	6	0	2	2	4
Vancouver	41	9	23	32	16
Washington	7	1	6	7	0
Winnipeg	12	3	7	10	8

NHL STATS BREAKDOWN

Season	Team	TOI/Gm	PPG	SHG	GWG	+/-	FO%	S	S%	Hits	Bks
2006-07	Colorado	18:10	11	0	6	4	48.5	185	15.1	29	49
2007-08	Colorado	21:05	3	0	4	22	51.0	138	17.4	16	31
2008-09	Colorado	21:14	7	0	2	-9	51.8	118	9.3	19	37
2009-10	Colorado	21:24	9	0	2	2	50.0	199	10.1	42	53
2010-11	Colorado	19:44	4	1	3	-7	53.1	181	12.2	74	31
2011-12	Colorado	18:50	7	0	2	-8	55.4	190	11.1	40	49
2012-13	Colorado	19:21	2	0	1	-7	52.4	87	10.3	21	29
2013-14	Colorado	18:24	4	0	4	9	54.1	150	16.7	54	46
TOTALS		19:42	47	1	24	6	52.0	1248	12.8	295	325



20 ALEXANDER STEEN

LEFT WING

SHOOTS: Left **HEIGHT:** 6-0 **WEIGHT:** 210
BORN: 3-1-84 **BIRTHPLACE:** Winnipeg, Manitoba

2013-14 SEASON RECAP:

- Shared 11th in the NHL overall with a career high 33 goals (62 pts also a career high)
- Became 2nd fastest Blue to reach 20 goals in a season (20g, 24 games)...Brett Hull scored 20 in 1990-91
- Became 1st player to score a goal in each one of his team's first 10 wins of a season since Eric Lindros in 1993-94
- Became the fifth different player since 1992 with 12 or more goals in his team's first 11 games (Mario Lemieux, Simon Gagne, Scott Young, Kevin Stevens)
- 200th point as a Blue, Nov. 14 vs. COL...600th career NHL game, Mar. 29 vs. DAL
- Tied for third on the team with three points (1g, 2a) in six postseason games, while he became the fifth Blue in club history (Brett Hull, Pierre Turgeon, Scott Young, Mark Reeds) to score two career postseason overtime game-winning goals in Game 1 vs. Chicago

CAREER HIGHLIGHTS:

- In the 2013 playoffs, he scored the game-winning goal in Game 1 vs. Los Angeles. It was the first shorthanded game-winning goal in overtime in Blues history
- In 2011-12, he led the Blues and tied for 12th in the NHL in plus/minus (+24 – career high)
- On Mar. 16, 2010, he tied a Blues record for the fastest goal from the start of a game at eight seconds (Greg Paslawski)
- In 2006-07, he ranked first in the NHL road plus/minus (+23), while he collected three assists for the East YoungStars at the NHL YoungStars Game in Dallas

INTERNATIONAL CAREER HIGHLIGHTS:

- Earned the silver medal with Sweden at the 2014 Winter Olympics, tying for third on the club with four points (1g, 3a)
- Represented Sweden at the 2007 World Championships as well as the 2004 and 2003 World Juniors

CAREER TRANSACTIONS:

- Acquired from Toronto along with Carlo Colaiacovo in exchange for Lee Stempniak on Nov. 24, 2008
- Signed as a free agent by MODO (SEL) on Sept. 25, 2012

CAREER STATS

Season	Team	League	REGULAR SEASON					PLAYOFFS				
			GP	G	A	PTS	PIM	GP	G	A	PTS	PIM
2001-02	Frolunda	SEL	26	0	3	3	14	10	1	2	3	0
2002-03	Frolunda	SEL	45	5	10	15	18	16	2	3	5	4
	Sweden	WJC	6	4	2	6	6	--	--	--	--	--
2003-04	Frolunda	SEL	48	10	14	24	50	10	4	6	10	14
	Sweden	WJC	6	2	1	3	4	--	--	--	--	--
2004-05	MODO	SEL	50	9	8	17	26	6	1	0	1	4
2005-06	Toronto	NHL	75	18	27	45	42	--	--	--	--	--
2006-07	Toronto	NHL	82	15	20	35	26	--	--	--	--	--
	Sweden	WC	9	2	2	4	6	--	--	--	--	--
2007-08	Toronto	NHL	76	15	27	42	32	--	--	--	--	--
2008-09	Toronto	NHL	20	2	2	4	6	--	--	--	--	--
	St. Louis	NHL	61	6	18	24	24	4	0	1	1	0
2009-10	St. Louis	NHL	68	24	23	47	30	--	--	--	--	--
2010-11	St. Louis	NHL	72	20	31	51	26	--	--	--	--	--
2011-12	St. Louis	NHL	43	15	13	28	28	9	1	2	3	6
2012-13	St. Louis	NHL	40	8	19	27	14	6	3	0	3	6
	MODO	SEL	20	8	15	23	28	--	--	--	--	--
2013-14	St. Louis	NHL	68	33	29	62	46	6	1	2	3	6
	Sweden	Olympics	6	1	3	4	4	--	--	--	--	--
NHL TOTALS			605	156	209	365	274	25	5	5	10	18
ST. LOUIS TOTALS			352	106	133	239	168	25	5	5	10	18

CONTRACT STATUS

Three-year deal through 2016-17

DRAFTED

Toronto's first round pick (24th overall) in 2002

CAREER FIRSTS

NHL Game: Oct. 5, 2005 in Ottawa

NHL Goal: Oct. 8, 2005 vs. Montreal

Game as Blue: Nov. 26, 2008 at Colorado

Goal as Blue: Dec. 8, 2008 vs. Nashville

REGULAR SEASON CAREER HIGHS

Goals: 3 – Jan. 4, 2007 at Boston

Assists: 3 (3x) – last, Oct. 12, 2013 vs. NY Rangers

Points: 5 – Jan. 4, 2007 at Boston

PIM: 4 (13x) – last, Feb. 26, 2014 at Vancouver

Shots: 9 – Oct. 11, 2010 vs. Anaheim

Goal Streak: 6 – Oct. 17-Nov. 1, 2013 (8g)

Assists Streak: 4 (3x) – Jan. 15-22, 2011 (5a)

Point Streak: 13 – Oct. 17-Nov. 16, 2013 (13g, 5a)

Games Played Streak: 170 – Jan. 2, 2006-Jan. 12, 2008

PENALTY SHOTS

2 – last, Mar. 6, 2014 vs. Pekka Rinne – unsuccessful

SHOOTOUTS

14-31, 45.2%

ALL-STAR GAMES

None

NHL AWARDS


None

Career vs. NHL

	GP	G	A	P	PIM
Anaheim	18	4	6	10	2
Boston	31	6	11	17	16
Buffalo	26	10	10	20	10
Calgary	21	7	5	12	18
Carolina	17	6	7	13	4
Chicago	29	6	5	11	12
Colorado	22	7	6	13	8
Columbus	28	9	14	23	10
Dallas	21	5	5	10	14
Detroit	29	4	11	15	22
Edmonton	18	3	11	14	6
Florida	16	2	1	3	8
Los Angeles	16	5	1	6	6
Minnesota	19	3	8	11	12
Montreal	28	7	7	14	6
Nashville	29	10	10	20	8
New Jersey	16	6	2	8	8
NY Islanders	16	3	12	15	6
NY Rangers	22	7	7	14	10
Ottawa	29	4	5	9	10
Philadelphia	17	3	9	12	14
Phoenix	18	3	11	14	2
Pittsburgh	16	1	12	13	6
San Jose	16	2	9	11	10
St. Louis	2	1	0	1	0
Tampa Bay	19	4	7	11	6
Toronto	5	4	3	7	2
Vancouver	21	10	3	13	14
Washington	19	4	5	9	12
Winnipeg	21	10	6	16	12

NHL STATS BREAKDOWN

Season	Team	TOI/Gm	PPM	SHG	GWG	+/-	FO%	S	S%	Hits	Bks
2005-06	Toronto	17:37	9	1	3	-9	24.1	176	10.2	101	40
2006-07	Toronto	15:42	4	0	5	5	34.1	192	7.8	73	31
2007-08	Toronto	18:05	2	1	3	0	33.0	169	8.9	62	36
2008-09	Toronto	15:38	1	0	0	-4	52.4	31	6.5	12	14
	St. Louis	16:34	2	1	0	-6	41.6	117	5.1	26	40
2009-10	St. Louis	16:17	7	2	4	6	41.1	189	12.7	45	39
2010-11	St. Louis	19:33	1	2	5	-3	38.7	218	9.2	39	28
2011-12	St. Louis	19:08	3	0	3	24	55.8	134	11.2	24	29
2012-13	St. Louis	19:00	3	0	3	5	46.1	129	6.2	28	22
2013-14	St. Louis	20:17	7	1	9	17	49.0	211	15.6	43	28
TOTALS		17:49	39	8	34	35	44.5	1566	10.0	453	307



91 VLADIMIR TARASENKO

RIGHT WING

SHOOTS: Left **HEIGHT:** 6-0 **WEIGHT:** 223
BORN: 12-13-91 **BIRTHPLACE:** Yaroslavl, Russia

2013-14 SEASON RECAP:

- Set career highs in goals (21), assists (22), points (43) , GWG (3), +/- (+20)
- Ranked 5th on the team in goals and 7th in points, while sharing 3rd in +/-
- Posted a season-high four-game goal streak from Oct. 5 – 15
- Tallied a single-game career-high three points (1g, 2a) on Dec. 28 vs. Chicago
- Led the team with four goals in six postseason games

CAREER HIGHLIGHTS:

- In 2012-13, tied for 8th in points (19) among rookies, while becoming the 14th Blue to score in their debut, and just the 2nd player to score a pair of goals (Doug Palazzari, 74')
- Also in his rookie year, he recorded five points in his first two games tying Wayne Babych (78') for the best start to a Blues' rookie career
- In 2011-12, he led Novosibirsk Siber with 38 points (18g, 20a) in 39 games

INTERNATIONAL CAREER HIGHLIGHTS:

- Represented Russia in five games at the 2014 Winter Olympics in Sochi, Russia
- Made two appearances at the World Juniors, including 2011, when he captained Russia to a gold medal
- Also represented Russia at the 2011 World Championships and the 2009 U-18 World Juniors, where he earned the silver medal

CAREER TRANSACTIONS:

- Signed as a free agent by St. Petersburg (KHL), Sept. 24, 2012

CAREER STATS

Season	Team	League	REGULAR SEASON				PLAYOFFS					
			GP	G	A	PTS	PIM	GP	G	A	PTS	PIM
2008-09	Novosibirsk	KHL	38	7	3	10	2	--	--	--	--	--
2009-10	Novosibirsk	KHL	42	13	11	24	18	--	--	--	--	--
	Russia	WJC	6	4	1	5	2	--	--	--	--	--
2010-11	Novosibirsk	KHL	42	9	10	19	8	3	0	0	0	0
	Russia	WJC	7	4	7	11	0	--	--	--	--	--
	Russia	WC	6	1	0	1	0	--	--	--	--	--
2011-12	Novosibirsk	KHL	39	18	20	38	15	--	--	--	--	--
	St. Petersburg	KHL	15	5	4	9	0	--	--	--	--	--
2012-13	St. Louis	NHL	38	8	11	19	10	1	0	0	0	0
	St. Petersburg	KHL	31	14	18	32	8	--	--	--	--	--
2013-14	St. Louis	NHL	64	21	22	43	16	6	4	0	4	0
	Russia	Olympics	5	0	1	1	0	--	--	--	--	--
NHL TOTALS			102	29	33	62	26	7	4	0	4	0
ST. LOUIS TOTALS			102	29	33	62	26	7	4	0	4	0

CONTRACT STATUS

Three-year deal through 2014-15

DRAFTED

St. Louis' first round pick (16th overall) in 2010

CAREER FIRSTS

NHL Game: Jan. 19, 2013 vs. Detroit

NHL Goal: Jan. 19, 2013 vs. Detroit

Game as Blue: Jan. 19, 2013 vs. Detroit

Goal as Blue: Jan. 19, 2013 vs. Detroit

REGULAR SEASON CAREER HIGHS

Goals: 2 (4x) – last, Jan. 25, 2014 at NY Islanders

Assists: 2 (4x) – last, Jan. 4, 2014 vs. Columbus

Points: 3 (2x) – last, Dec. 28, 2013 vs. Chicago

PIM: 4 – Mar. 13, 2014 vs. Edmonton

Shots: 6 (2x) – last, Jan. 25, 2014 at NY Islanders

Goal Streak: 4 – Oct. 5-15, 2013 (4g)

Assists Streak: 4 – Mar. 8-13, 2014 (4a)

Point Streak: 5 (3x) – last, Mar. 8-15, 2014 (2g, 4a)

Games Played Streak : 68 – Mar. 16, 2013-Jan. 18, 2014

PENALTY SHOTS

None

SHOOTOUTS

3-7, 42.9%

ALL-STAR GAMES

None

NHL AWARDS

None

Career vs. NHL

	GP	G	A	P	PIM
Anaheim	5	0	2	2	0
Boston	1	0	0	0	0
Buffalo	1	1	0	1	2
Calgary	6	2	2	4	0
Carolina	2	0	0	0	0
Chicago	7	2	3	5	4
Colorado	6	1	3	4	0
Columbus	5	3	2	5	6
Dallas	5	1	2	3	2
Detroit	5	3	1	4	0
Edmonton	5	2	2	4	4
Florida	2	1	1	2	0
Los Angeles	5	4	1	5	4
Minnesota	6	0	4	4	0
Montreal	2	0	0	0	0
Nashville	9	4	5	9	2
New Jersey	1	0	0	0	0
NY Islanders	2	2	0	2	0
NY Rangers	2	1	0	1	0
Ottawa	2	0	0	0	0
Phoenix	4	0	1	1	0
Pittsburgh	1	0	0	0	0
San Jose	4	1	0	1	2
Tampa Bay	2	1	1	2	0
Toronto	1	0	0	0	0
Vancouver	6	0	2	2	0
Washington	1	0	0	0	0
Winnipeg	4	0	1	1	0

NHL STATS BREAKDOWN

Season	Team	TOI/Gm	PPM	SHG	GWG	+/-	FO%	S	S%	Hits	Bks
2012-13	St. Louis	13:25	3	0	1	1	100.0	75	10.7	28	7
2013-14	St. Louis	15:10	5	0	3	20	33.3	136	15.4	22	9
TOTALS		14:31	8	0	4	21	42.9	211	13.7	50	16



ST. LOUIS BLUES



SERGEY ANDRONOV RIGHT WING

HEIGHT: 6-2 **WEIGHT:** 208
SHOOTS: Left
BORN: 7-19-89
BIRTHPLACE: Penza, Russia
DRAFTED: June 27, 2009 - St. Louis' third round selection, 78th overall


Season	Club	League	REGULAR SEASON					PLAYOFFS				
			GP	G	A	PTS	PIM	GP	G	A	PTS	PIM
2006-07	Lada Togliatti	RUS	3	0	0	0	2	--	--	--	--	--
	Russia U18	WJC-18	7	0	2	2	0	--	--	--	--	--
2007-08	Lada Togliatti	RUS	38	2	5	7	2	4	1	0	1	6
	Lada Togliatti-2	RUS-3	16	10	2	12	16	8	7	2	9	0
2008-09	Lada Togliatti	KHL	47	8	5	13	22	5	0	1	1	8
	Lada Togliatti-2	RUS-3	7	5	2	7	6	3	0	2	2	32
2009-10	Russia U20	WJC	7	3	5	8	2	--	--	--	--	--
	Lada Togliatti	KHL	33	5	9	14	20	--	--	--	--	--
	CSKA Moscow	KHL	19	5	3	8	6	3	0	0	0	0
2010-11	CSKA Moscow	KHL	53	5	2	7	14	--	--	--	--	--
2011-12	CSKA Moscow	KHL	29	1	3	4	4	5	1	0	1	0
2012-13	Peoria	AHL	59	8	11	19	32	--	--	--	--	--
2013-14	Chicago	AHL	53	13	13	26	24	5	0	0	0	2



CODY BEACH RIGHT WING

HEIGHT: 6-5 **WEIGHT:** 206
SHOOTS: Right
BORN: 8-8-92
BIRTHPLACE: Nanaimo, British Columbia
DRAFTED: June 26, 2010 - St. Louis' fifth round selection, 134th overall

Season	Club	League	REGULAR SEASON					PLAYOFFS				
			GP	G	A	PTS	PIM	GP	G	A	PTS	PIM
2008-09	Calgary	WHL	3	0	0	0	2	--	--	--	--	--
2009-10	Calgary	WHL	51	3	11	14	157	19	1	7	8	34
2010-11	Calgary	WHL	17	5	10	15	73	--	--	--	--	--
	Moose Jaw	WHL	40	6	28	34	163	--	--	--	--	--
2011-12	Moose Jaw	WHL	58	15	41	56	229	13	4	6	10	29
2012-13	Evansville	ECHL	24	2	7	9	81	--	--	--	--	--
2013-14	Peoria	AHL	23	2	5	7	71	--	--	--	--	--
	Chicago	AHL	34	5	6	11	109	--	--	--	--	--
	Kalamazoo	ECHL	7	2	1	3	14	--	--	--	--	--



**JORDAN
BINNINGTON**
GOALTENDER

HEIGHT: 6-2 **WEIGHT:** 176

CATCHES: Left

BORN: 7-11-93

BIRTHPLACE: Richmond Hill, Ontario

DRAFTED: June 25, 2011 - St. Louis' third round selection, 88th overall

Season	Club	League	REGULAR SEASON							PLAYOFFS							
			GP	W	L	OTL	MIN	GA	SO	AVG	GP	W	L	MIN	GA	SO	AVG
2009-10	Owen Sound	OHL	22	6	10	2	1068	79	0	4.44	--	--	--	--	--	--	--
2010-11	Owen Sound	OHL	46	27	12	5	2596	132	1	3.05	7	4	2	355	19	0	3.21
2011-12	Owen Sound	OHL	39	21	17	1	2304	115	1	2.99	2	0	2	120	10	0	5.00
	Peoria	AHL	1	0	1	0	60	3	0	3.02	--	--	--	--	--	--	--
2012-13	Owen Sound	OHL	50	32	12	6	3011	109	7	2.17	12	6	5	705	33	0	2.81
2013-14	Chicago	AHL	1	1	0	0	65	3	0	2.78	--	--	--	--	--	--	--
	Kalamazoo	ECHL	40	23	13	3	2398	94	1	2.35	3	1	2	223	7	0	1.89



**PAT
CANNONE**
CENTER

HEIGHT: 5-11 **WEIGHT:** 187


SHOOTS: Right

BORN: 8-9-86

BIRTHPLACE: Bayport, New York

ACQUIRED: July 8, 2013 – From Ottawa in exchange for future considerations

Season	Club	League	REGULAR SEASON					PLAYOFFS				
			GP	G	A	PTS	PIM	GP	G	A	PTS	PIM
2006-07	Cedar Rapids	USHL	59	18	37	55	46	6	1	7	8	6
2007-08	Miami University (Ohio)	CCHA	42	6	24	30	20	--	--	--	--	--
2008-09	Miami University (Ohio)	CCHA	41	11	24	35	16	--	--	--	--	--
2009-10	Miami University (Ohio)	CCHA	44	14	17	31	22	--	--	--	--	--
2010-11	Miami University (Ohio)	CCHA	39	14	23	37	25	--	--	--	--	--
	Binghamton	AHL	2	1	1	2	2	--	--	--	--	--
2011-12	Binghamton	AHL	76	19	24	43	32	--	--	--	--	--
2012-13	Binghamton	AHL	74	10	15	25	41	3	0	0	0	4
2013-14	Chicago	AHL	59	16	18	37	16	9	0	2	2	4



**JACOB
DOTY**
RIGHT WING

HEIGHT: 6-3 **WEIGHT:** 221
SHOOTS: Right
BORN: 1-19-93
BIRTHPLACE: Billings, Montana
ACQUIRED: Sept. 27, 2013 - Signed by the Blues as a free agent

Season	Club	League	REGULAR SEASON					PLAYOFFS				
			GP	G	A	PTS	PIM	GP	G	A	PTS	PIM
2009-10	Seattle	WHL	5	0	0	0	11	--	--	--	--	--
	Yellowstone	NORPAC	39	20	23	43	142	8	3	4	7	29
2010-11	Seattle	WHL	70	4	3	7	176	--	--	--	--	--
2011-12	Seattle	WHL	55	2	5	7	107	--	--	--	--	--
2012-13	Medicine Hat	WHL	72	11	17	28	90	8	0	1	1	11
2013-14	Medicine Hat	WHL	68	10	13	23	83	17	1	2	3	26



**JOEL
EDMUNDSON**
DEFENSEMAN

HEIGHT: 6-5 **WEIGHT:** 214
SHOOTS: Left
BORN: 6-28-93
BIRTHPLACE: Brandon, Manitoba
DRAFTED: June 25, 2011 - St. Louis' second round selection, 46th overall

Season	Club	League	REGULAR SEASON					PLAYOFFS				
			GP	G	A	PTS	PIM	GP	G	A	PTS	PIM
2010-11	Moose Jaw	WHL	71	2	18	20	95	6	0	0	0	2
2011-12	Moose Jaw	WHL	56	4	19	23	91	14	3	2	5	12
2012-13	Moose Jaw	WHL	29	2	6	8	70	--	--	--	--	--
	Kamloops	WHL	34	7	10	17	71	15	3	5	8	29
2013-14	Chicago	AHL	64	4	4	8	108	5	0	0	0	16



**BEN
FERRIERO**
RIGHT WING

HEIGHT: 5-11 **WEIGHT:** 187
SHOOTS: Right
BORN: 4-29-87
BIRTHPLACE: Boston, Massachusetts
DRAFTED: June 24, 2006 - Arizona's seventh round selection, 196th overall
AQUIRED: July 16, 2014 - Signed by the Blues as a free agent

Season	Team	League	REGULAR SEASON					PLAYOFFS				
			GP	G	A	PTS	PIM	GP	G	A	PTS	PIM
2004-05	The Governor's Academy	USHSE	28	15	27	42	--	--	--	--	--	--
	U.S. National U18 Team	USDP	10	2	8	10	6	--	--	--	--	--
	United States	WJC-18	6	1	3	4	4	--	--	--	--	--
2005-06	Boston College	NCAA	42	16	9	25	36	--	--	--	--	--
2006-07	Boston College	NCAA	42	23	23	46	43	--	--	--	--	--
2007-08	Boston College	NCAA	44	17	25	42	71	--	--	--	--	--
2008-09	Boston College	NCAA	37	8	18	26	44	--	--	--	--	--
2009-10	San Jose	NHL	24	2	3	5	8	--	--	--	--	--
	Worcester	AHL	58	19	31	50	20	11	4	2	6	4
2010-11	San Jose	NHL	33	5	4	9	9	8	1	0	1	6
	Worcester	AHL	43	16	17	33	16	--	--	--	--	--
2011-12	San Jose	NHL	35	7	1	8	8	--	--	--	--	--
	Worcester	AHL	20	9	11	20	18	--	--	--	--	--
2012-13	Wilkes-Barre Scranton	AHL	34	4	14	18	14	--	--	--	--	--
	New York Rangers	NHL	4	0	1	1	0	--	--	--	--	--
	Connecticut	AHL	23	4	8	12	17	--	--	--	--	--
2013-14	Vancouver	NHL	2	0	0	0	0	--	--	--	--	--
	Utica	AHL	54	19	20	39	42	--	--	--	--	--
NHL TOTALS			98	14	9	23	25	8	1	0	1	6




**JANI
HAKANPAA**
DEFENSEMAN

HEIGHT: 6-7 **WEIGHT:** 230
SHOOTS: Right
BORN: 3-31-92
BIRTHPLACE: Kirkkonummi, Finland
DRAFTED: June 26, 2010 - St. Louis' fourth round selection, 104th overall

Season	Club	League	REGULAR SEASON					PLAYOFFS				
			GP	G	A	PTS	PIM	GP	G	A	PTS	PIM
2009-10	Kiekko-Vantaa U18 Jr. B	SM-sarja Q	12	1	5	6	22	--	--	--	--	--
	Kiekko-Vantaa U18 Jr. B	SM-sarja	23	2	12	14	49	3	0	1	1	4
	Finland U18	WJC-18	6	1	1	2	6	--	--	--	--	--
2010-11	Blues U20	Jr. A SM-liiga	36	3	20	23	61	12	3	2	5	10
	Suomi U20	Mestis	8	1	2	3	0	--	--	--	--	--
2011-12	Blues U20	Jr. A SM-liiga	5	0	4	4	0	--	--	--	--	--
	Blues	Liiga	41	5	7	12	30	--	--	--	--	--
	Finland U20	WJC	7	1	2	3	6	--	--	--	--	--
2012-13	Blues	Liiga	34	2	3	5	34	--	--	--	--	--
	Peoria	AHL	14	1	3	4	6	--	--	--	--	--
2013-14	Chicago	AHL	54	4	4	8	33	3	0	1	1	0



ST. LOUIS BLUES



JOHN MCCARTHY
LEFT WING

HEIGHT: 6-1 **WEIGHT:** 195
SHOOTS: Left
BORN: 8-9-86
BIRTHPLACE: Boston, Massachusetts
DRAFTED: June 24, 2006 – San Jose's seventh round selection, 202nd overall
ACQUIRED: July 8, 2014 – Signed as a free agent


Season	Club	League	REGULAR SEASON					PLAYOFFS				
			GP	G	A	PTS	PIM	GP	G	A	PTS	PIM
2004-05	Des Moines	USHL	60	8	10	18	32	--	--	--	--	--
2005-06	Boston	NCAA	32	2	2	4	12	--	--	--	--	--
2006-07	Boston	NCAA	39	2	3	5	18	--	--	--	--	--
2007-08	Boston	NCAA	38	4	3	7	24	--	--	--	--	--
2008-09	Boston	NCAA	45	6	23	29	24	--	--	--	--	--
2009-10	San Jose	NHL	4	0	0	0	0	--	--	--	--	--
	Worcester	AHL	74	15	27	42	39	11	2	3	5	10
2010-11	San Jose	NHL	37	2	2	4	8	--	--	--	--	--
	Worcester	AHL	25	7	5	12	13	--	--	--	--	--
2011-12	San Jose	NHL	10	0	0	0	10	--	--	--	--	--
	Worcester	AHL	65	20	27	47	41	--	--	--	--	--
2012-13	Worcester	AHL	65	9	16	25	12	--	--	--	--	--
2013-14	San Jose	NHL	36	1	1	2	4	--	--	--	--	--
	Worcester	AHL	13	3	4	7	9	--	--	--	--	--
NHL TOTALS			87	3	3	6	22	--	--	--	--	--



PHILIP MCRAE
CENTER

HEIGHT: 6-2 **WEIGHT:** 196
SHOOTS: Left
BORN: 3-15-90
BIRTHPLACE: Minneapolis, Minnesota
DRAFTED: June 21, 2008 - St. Louis' second round selection, 33rd overall

Season	Club	League	REGULAR SEASON					PLAYOFFS				
			GP	G	A	PTS	PIM	GP	G	A	PTS	PIM
2005-06	U.S. National U-18	NAHL	33	8	8	16	9	--	--	--	--	--
2006-07	London	OHL	63	2	8	10	27	16	0	0	0	6
2007-08	London	OHL	66	18	28	46	61	4	0	0	0	7
2008-09	London	OHL	59	29	31	60	54	14	5	5	10	12
2009-10	London	OHL	33	11	26	37	43	--	--	--	--	--
	Plymouth	OHL	19	5	9	14	21	9	6	9	15	11
	United States	WJC	7	1	4	5	2	--	--	--	--	--
2010-11	St. Louis	NHL	15	1	2	3	2	--	--	--	--	--
	Peoria	AHL	46	12	14	26	23	--	--	--	--	--
2011-12	Peoria	AHL	71	23	16	39	26	--	--	--	--	--
2012-13	Peoria	AHL	45	7	11	18	19	--	--	--	--	--
2013-14	Tappara	Liiga	8	0	1	1	2	--	--	--	--	--
	Blues	Liiga	45	8	12	20	12	7	3	1	4	2
NHL TOTALS			15	1	2	3	2	--	--	--	--	--
ST. LOUIS TOTALS			15	1	2	3	2	--	--	--	--	--



**PETER
MUELLER**
FORWARD

HEIGHT: 6-2 **WEIGHT:** 208
SHOOTS: Right
BORN: 4-14-88
BIRTHPLACE: Bloomington, Minnesota
DRAFTED: June 23, 2006 - Arizona's first round selection, 8th overall
ACQUIRED: July 29, 2014 - Signed as a free agent

Season	Team	League	REGULAR SEASON					PLAYOFFS				
			GP	G	A	PTS	PIM	GP	G	A	PTS	PIM
2003-04	U.S. National U17	USDP	17	4	9	13	25	--	--	--	--	--
	U.S. National U18	NAHL	43	10	16	26	26	7	3	2	5	4
	United States	WHC-17	5	0	5	5	2	--	--	--	--	--
2004-05	U.S. National U18	NAHL	14	11	13	24	16	--	--	--	--	--
	U.S. National U18	USDP	43	27	27	54	75	--	--	--	--	--
	United States	WJC-18	6	4	3	7	20	--	--	--	--	--
2005-06	Everett	WHL	52	26	32	58	44	15	7	6	13	10
	United States	WJC	7	2	4	6	26	--	--	--	--	--
2006-07	Everett	WHL	51	21	57	78	45	12	7	9	16	12
	United States	WJC	7	3	3	6	8	--	--	--	--	--
2007-08	Arizona	NHL	81	22	32	54	32	--	--	--	--	--
	United States	WC	7	0	4	4	0	--	--	--	--	--
2008-09	Arizona	NHL	72	13	23	36	24	--	--	--	--	--
	Colorado	NHL	15	9	11	20	8	--	--	--	--	--
2009-10	Colorado	NHL	0	0	0	0	0	--	--	--	--	--
2010-11	Colorado	NHL	32	7	9	16	8	--	--	--	--	--
2011-12	Florida	NHL	43	8	9	17	18	--	--	--	--	--
2012-13	Kloten	NLA	49	24	22	46	12	10	2	1	3	4
	United States	WC	8	1	3	4	2	--	--	--	--	--
NHL TOTALS			297	63	97	160	98	--	--	--	--	--



**NATE
PROSSER**
DEFENSEMAN

HEIGHT: 6-2 **WEIGHT:** 202
SHOOTS: Right
BORN: 5-7-86
BIRTHPLACE: Elk River, Minnesota
ACQUIRED: July 22, 2014 - Signed by the Blues as a free agent


Season	Team	League	REGULAR SEASON					PLAYOFFS				
			GP	G	A	PTS	PIM	GP	G	A	PTS	PIM
2003-04	Sioux Falls	USHL	32	0	7	7	35	--	--	--	--	--
2004-05	Sioux Falls	USHL	60	4	20	24	97	--	--	--	--	--
2005-06	Sioux Falls	USHL	58	3	27	30	100	--	--	--	--	--
2006-07	Colorado College	NCAA	21	0	3	3	8	--	--	--	--	--
2007-08	Colorado College	NCAA	39	3	17	20	51	--	--	--	--	--
2008-09	Colorado College	NCAA	38	5	8	13	61	--	--	--	--	--
2009-10	Colorado College	NCAA	39	4	24	28	58	--	--	--	--	--
	Minnesota	NHL	3	0	1	1	8	--	--	--	--	--
2010-11	Minnesota	NHL	2	0	0	0	0	--	--	--	--	--
	Houston	AHL	73	8	19	27	31	24	2	2	4	16
2011-12	Minnesota	NHL	51	1	11	12	57	--	--	--	--	--
	Houston	AHL	23	0	4	4	10	2	1	0	1	2
2012-13	Minnesota	NHL	17	0	0	0	4	--	--	--	--	--
2013-14	Minnesota	NHL	53	2	6	8	58	10	0	0	0	12
NHL TOTALS			126	3	18	21	127	10	0	0	0	12



**TY
RATTIE**
RIGHT WING

HEIGHT: 6-0 **WEIGHT:** 192
SHOOTS: Right
BORN: 2-5-93
BIRTHPLACE: Calgary, Alberta
DRAFTED: June 25, 2011 - St. Louis' second round selection, 32nd overall

Season	Team	League	REGULAR SEASON					PLAYOFFS				
			GP	G	A	PTS	PIM	GP	G	A	PTS	PIM
2008-09	UFA Bisons Mdgt AAA	AMHL	34	29	25	54	12	3	1	4	5	2
	Brooks Bandits	AJHL	2	0	0	0	0	2	0	1	1	0
	Portland	WHL	10	1	0	1	0	--	--	--	--	--
2009-10	Portland	WHL	61	17	20	37	38	13	2	2	4	12
2010-11	Portland	WHL	67	28	51	79	55	21	9	13	22	22
2011-12	Portland	WHL	69	57	64	121	54	21	19	14	33	12
2012-13	Portland	WHL	62	48	62	110	27	21	20	16	36	17
	Canada U20	WJC	6	3	0	3	0	--	--	--	--	--
2013-14	Chicago	AHL	72	31	17	48	37	9	1	2	3	4
	St. Louis	NHL	1	0	0	0	0	--	--	--	--	--
NHL TOTALS			1	0	0	0	0	--	--	--	--	--
ST. LOUIS TOTALS			1	0	0	0	0	--	--	--	--	--



**BRENT
REGNER**
DEFENSEMAN

HEIGHT: 6-0 **WEIGHT:** 188
SHOOTS: Right
BORN: 5-17-89
BIRTHPLACE: Westlock, Alberta
DRAFTED: June 21, 2008 - Columbus' fifth round selection, 137th overall
ACQUIRED: July 1, 2014 - Signed as a free agent


Season	Team	League	REGULAR SEASON					PLAYOFFS				
			GP	G	A	PTS	PIM	GP	G	A	PTS	PIM
2006-07	Vancouver	WHL	64	1	5	6	19	22	0	6	6	10
2007-08	Vancouver	WHL	72	8	39	47	45	22	0	10	10	10
2008-09	Vancouver	WHL	70	15	52	67	42	17	2	11	13	6
2009-10	Syracuse	AHL	50	4	16	20	222	--	--	--	--	--
2010-11	Springfield	AHL	56	6	13	19	17	--	--	--	--	--
2011-12	Springfield	AHL	75	2	29	31	26	--	--	--	--	--
2012-13	Peoria	AHL	66	3	15	18	22	--	--	--	--	--
	Evansville	ECHL	2	1	0	1	0	--	--	--	--	--
	Chicago	AHL	7	0	1	1	7	--	--	--	--	--
2013-14	Chicago	AHL	63	3	21	24	36	9	2	4	6	6



**DAVID
SHIELDS**
DEFENSEMAN

HEIGHT: 6-5 **WEIGHT:** 211
SHOOTS: Right
BORN: 1-27-91
BIRTHPLACE: Buffalo, New York
DRAFTED: June 27, 2009 - St. Louis' sixth round selection, 168th overall


Season	Club	League	REGULAR SEASON					PLAYOFFS				
			GP	G	A	PTS	PIM	GP	G	A	PTS	PIM
2007-08	Erie	OHL	60	1	3	4	31	--	--	--	--	--
2008-09	Erie	OHL	61	1	16	17	28	5	0	0	0	5
2009-10	Erie	OHL	68	7	12	19	42	4	0	0	0	12
2010-11	Erie	OHL	61	6	21	27	48	7	1	4	5	4
2011-12	Peoria	AHL	48	0	4	4	10	--	--	--	--	--
	Alaska	ECHL	12	1	5	6	2	3	0	2	2	0
2012-13	Peoria	AHL	59	0	5	5	41	--	--	--	--	--
2013-14	Chicago	AHL	55	5	10	15	21	3	0	0	0	2



**YANNICK
VEILLEUX**
LEFT WING

HEIGHT: 6-2 **WEIGHT:** 204
SHOOTS: Left
BORN: 2-22-93
BIRTHPLACE: Saint-Hippolyte, Quebec
DRAFTED: June 25, 2011 - St. Louis' fourth round selection, 102nd overall

Season	Club	League	REGULAR SEASON					PLAYOFFS				
			GP	G	A	PTS	PIM	GP	G	A	PTS	PIM
2009-10	Shawinigan	QMJHL	55	3	6	9	17	6	0	0	0	6
2010-11	Shawinigan	QMJHL	68	19	29	48	40	12	2	5	7	14
2011-12	Shawinigan	QMJHL	59	27	31	58	69	11	5	6	11	17
2012-13	Moncton	QMJHL	65	34	39	73	102	4	2	0	2	10
	Peoria	AHL	8	2	1	3	0	--	--	--	--	--
2013-14	Chicago	AHL	4	0	1	1	5	--	--	--	--	--
	Kalamazoo	ECHL	62	16	23	39	65	6	3	0	3	4



**SEBASTIAN
WANNSTROM**
RIGHT WING

HEIGHT: 6-2 **WEIGHT:** 202
SHOOTS: Right
BORN: 3-3-91
BIRTHPLACE: Gavle, Sweden
DRAFTED: June 26, 2010 - St. Louis' second round selection, 44th overall

Season	Club	League	REGULAR SEASON					PLAYOFFS				
			GP	G	A	PTS	PIM	GP	G	A	PTS	PIM
2009-10	Brynas	SEL	18	0	0	0	2	1	0	0	0	0
	Brynas J20	SWE JR	35	30	27	57	55	5	2	3	5	0
2010-11	Brynas	SEL	45	0	2	2	6	5	0	0	0	0
	Leksands	SWE-1	2	0	0	0	0	--	--	--	--	--
	Sweden	WJC	6	2	3	5	2	--	--	--	--	--
2011-12	Brynas	SEL	43	8	7	15	20	--	--	--	--	--
2012-13	Peoria	AHL	16	1	2	3	4	--	--	--	--	--
	Evansville	ECHL	14	6	1	7	12	--	--	--	--	--
	Brynas	SEL	9	0	0	0	8	4	0	0	0	2
2013-14	Chicago	AHL	37	5	5	10	20	6	1	2	3	6
	Kalamazoo	ECHL	4	3	2	5	2	--	--	--	--	--



**JEREMY
WELSH**
CENTER

HEIGHT: 6-3 **WEIGHT:** 205
SHOOTS: Left
BORN: 5-30-88
BIRTHPLACE: Bayfield, Ontario
ACQUIRED: July 21, 2014 - Signed by Blues as free agent

Season	Club	League	REGULAR SEASON					PLAYOFFS				
			GP	G	A	PTS	PIM	GP	G	A	PTS	PIM
2009-10	Union	NCAA	39	10	9	19	45	--	--	--	--	--
2010-11	Union	NCAA	40	16	21	37	34	--	--	--	--	--
2011-12	Union	NCAA	40	27	17	44	47	--	--	--	--	--
	Carolina	NHL	1	0	0	0	4	--	--	--	--	--
2012-13	Carolina	NHL	5	0	1	1	0	--	--	--	--	--
	Charlotte	AHL	69	14	12	26	16	5	0	3	3	2
2013-14	Vancouver	NHL	19	1	0	1	6	--	--	--	--	--
	Utica	AHL	49	7	8	15	14	--	--	--	--	--
NHL TOTALS			25	1	1	2	10	--	--	--	--	--




**WATCH
ALL SEASON LONG**



MIDWESTTM

**ST. LOUIS BLUES****PLAYERS IN THE SYSTEM****VICTOR
ALEXANDROV**
RIGHT WING**HEIGHT:** 5-11 **WEIGHT:** 183
SHOOTS: Left
BORN: 12-28-85
BIRTHPLACE: Aqtobe, Kazakhstan
DRAFTED: June 26, 2004 - St. Louis' third round selection, 83rd overall

Season	Club	League	REGULAR SEASON					PLAYOFFS				
			GP	G	A	PTS	PIM	GP	G	A	PTS	PIM
2002-03	Yaroslavl	RUS	2	0	0	0	2	--	--	--	--	--
	Novokuznetsk	RUS	11	0	0	0	4	--	--	--	--	--
2003-04	Novokuznetsk	RUS	57	5	4	9	26	4	1	1	2	4
2004-05	Novokuznetsk	RUS	50	8	10	18	16	4	1	1	2	0
2005-06	St. Petersburg	RUS	41	4	6	10	55	--	--	--	--	--
2006-07	St. Petersburg	RUS	19	1	10	11	18	--	--	--	--	--
	Podolsk MVD	RUS	20	2	6	8	8	--	--	--	--	--
2007-08	Novokuznetsk	RUS	55	20	24	44	26	--	--	--	--	--
2008-09	Avangard Omsk	KHL	35	2	8	10	18	8	2	0	2	8
2009-10	Nizhny Novgorod	KHL	55	11	14	25	34	--	--	--	--	--
2010-11	Chelyabinsk Traktor	KHL	14	3	2	5	4	--	--	--	--	--
	Astana Barys	KHL	11	1	1	2	10	4	0	0	0	2
2011-12	Khabarovsk Amur	KHL	15	3	3	6	0	--	--	--	--	--
	Novosibirsk Siber	KHL	11	2	2	4	4	--	--	--	--	--
2012-13	Astana Barys	KHL	25	5	2	7	8	4	0	0	0	4

**KONSTANTIN
BARULIN**
GOALTENDER**HEIGHT:** 6-2 **WEIGHT:** 200
CATCHES: Left
BORN: 9-4-84
BIRTHPLACE: Tyumen, Russia
DRAFTED: June 21, 2003 - St. Louis' third round selection, 84th overall

Season	Club	League	REGULAR SEASON								PLAYOFFS						
			GP	W	L	OTL	MIN	GA	SO	AVG	GP	W	L	MIN	GA	SO	AVG
2002-03	Tyumen	RUS	28	17	9	2	1672	47	5	1.69	--	--	--	--	--	--	--
2003-04	Tyumen	RUS-2	11	6	4	1	663	24	--	2.17	--	--	--	--	--	--	--
	St. Petersburg	RUS	1	--	--	--	1	0	0	0.00	--	--	--	--	--	--	--
	St. Petersburg-2	RUS-3	9	--	--	--	--	17	--	--	--	--	--	--	--	--	--
	Russia	WJC	4	1	2	1	200	12	0	3.60	--	--	--	--	--	--	--
2004-05	Tyumen	RUS-2	30	--	--	--	1773	59	6	2.00	3	--	--	136	9	0	3.97
2005-06	Moscow Spartak	RUS	36	--	--	--	2102	75	2	2.14	2	--	--	104	4	0	2.30
2006-07	Mytishi Khimik	RUS	26	--	--	--	1249	45	1	2.16	1	--	--	48	3	0	3.76
2007-08	Mytishi Khimik	RUS	11	--	--	--	434	20	0	2.77	--	--	--	--	--	--	--
2008-09	CSKA	KHL	41	24	15	8	2443	95	2	2.33	2	--	--	100	9	0	5.40
2009-10	CSKA	KHL	45	19	13	8	2301	80	3	2.09	--	--	--	--	--	--	--
2010-11	Mytishi Atlant	KHL	28	13	9	4	1505	48	6	1.91	22	--	--	1286	44	2	2.05
	Russia	WC	7	2	4	0	342	16	0	2.80	--	--	--	--	--	--	--
2011-12	Moscow Oblast	KHL	45	18	16	10	2652	100	5	2.26	--	--	--	--	--	--	--
	Russia	WC	2	2	0	0	120	1	1	0.50	--	--	--	--	--	--	--
2012-13	Kazan Ak-Bars	KHL	43	23	11	9	2550	83	4	1.95	18	11	7	1233	36	2	1.75
2013-14	Kazan AK-Bars	KHL	34	17	10	7	2065	71	5	2.06	--	--	--	--	--	--	--

PLAYERS IN THE SYSTEM



**MAX
GARDINER**
CENTER

HEIGHT: 6-3 **WEIGHT:** 187
SHOOTS: Left
BORN: 5-7-92
BIRTHPLACE: Minnetonka, Minnesota
DRAFTED: June 26, 2010 - St. Louis' third round selection, 74th overall

Season	Club	League	REGULAR SEASON					PLAYOFFS				
			GP	G	A	PTS	PIM	GP	G	A	PTS	PIM
2008-09	Minnetonka HS	HIGH-MN	25	15	25	40	0	--	--	--	--	--
2009-10	Minnetonka HS	HIGH-MN	17	17	26	43	14	--	--	--	--	--
2010-11	U. of Minnesota	WCHA	17	1	2	3	24	--	--	--	--	--
2011-12	Dubuque	USHL	50	12	14	26	29	--	--	--	--	--
2012-13	Penn State	NCAA	27	3	19	22	22	--	--	--	--	--
2013-14	Penn State	NCAA	22	0	1	1	8	--	--	--	--	--



**EVGENY
GRACHEV**
CENTER

HEIGHT: 6-4 **WEIGHT:** 225
SHOOTS: Left
BORN: 2-21-90
BIRTHPLACE: Khabarovsk, Russia
DRAFTED: June 21, 2008 – New York Rangers' third round selection, 75th overall
ACQUIRED: June 25, 2011 – From the New York Rangers in exchange for a third round draft choice in 2011 (Steven Fogarty)

Season	Club	League	REGULAR SEASON					PLAYOFFS				
			GP	G	A	PTS	PIM	GP	G	A	PTS	PIM
2008-09	Brampton	OHL	60	40	40	80	22	19	11	14	25	4
2009-10	Hartford	AHL	80	12	16	28	14	--	--	--	--	--
2010-11	N.Y. Rangers	NHL	8	0	0	0	0	--	--	--	--	--
	Hartford	AHL	73	16	22	38	24	6	0	2	2	4
2011-12	St. Louis	NHL	26	1	3	4	2	--	--	--	--	--
	Peoria	AHL	39	3	7	10	18	--	--	--	--	--
2012-13	Peoria	AHL	76	11	15	26	40	--	--	--	--	--
2013-14	Admiral Vladivostok	KHL	50	6	11	17	37	3	1	1	2	0
ST. LOUIS TOTALS			26	1	3	4	2	--	--	--	--	--
NHL TOTALS			34	1	3	4	2	--	--	--	--	--



ST. LOUIS BLUES



JONAS JUNLAND DEFENSEMAN

HEIGHT: 6-2 **WEIGHT:** 200
SHOOTS: Left
BORN: 11-15-87
BIRTHPLACE: Linköping, Sweden
DRAFTED: June 24, 2006 - St. Louis' third round selection, 64th overall.

Season	Club	League	REGULAR SEASON					PLAYOFFS				
			GP	G	A	PTS	PIM	GP	G	A	PTS	PIM
2005-06	Linköping	SWE Jr.	32	17	23	40	44	--	--	--	--	--
	Linköping	SWE	4	0	0	0	0	--	--	--	--	--
2006-07	Linköping	SWE	41	1	4	5	22	--	--	--	--	--
	Oskarshamn IK	SWE 1	4	0	3	3	4	--	--	--	--	--
2007-08	Linköping	SWE	52	3	17	20	42	16	4	3	7	18
2008-09	St. Louis	NHL	1	0	0	0	2	--	--	--	--	--
	Peoria	AHL	70	13	18	31	52	5	0	1	1	6
2009-10	St. Louis	NHL	3	0	2	2	0	--	--	--	--	--
	Peoria	AHL	74	14	30	44	49	--	--	--	--	--
2010-11	Farjestads BK Karlstad	SWE	41	5	17	22	18	14	3	3	6	12
2011-12	Astana Barys	KHL	46	4	11	15	30	--	--	--	--	--
2012-13	Astana Barys	KHL	3	0	0	0	10	--	--	--	--	--
	Pelicans	SM-liiga	6	1	1	2	6	--	--	--	--	--
2013-14	Linköping	SHL	44	6	7	13	46	10	2	2	4	8
NHL TOTALS			4	0	2	2	2	--	--	--	--	--
ST. LOUIS TOTALS			4	0	2	2	2	--	--	--	--	--



SAMUEL KURKER RIGHT WING

HEIGHT: 6-2 **WEIGHT:** 198
SHOOTS: Right
BORN: 4-8-94
BIRTHPLACE: Boston, Massachusetts
DRAFTED: June 23, 2012 - St. Louis' second round selection, 56th overall

Season	Club	League	REGULAR SEASON					PLAYOFFS				
			GP	G	A	PTS	PIM	GP	G	A	PTS	PIM
2011-12	St. John's Prep	HIGH-MA	24	32	28	60	23	--	--	--	--	--
2012-13	Boston U	NCAA	35	3	2	5	61	--	--	--	--	--
2013-14	Boston U	NCAA	12	1	0	1	14	--	--	--	--	--
	Indiana	USHL	24	6	8	14	45	12	3	3	6	6

PLAYERS IN THE SYSTEM



**NIKLAS
LUNDSTROM**
GOALTENDER

HEIGHT: 6-2 **WEIGHT:** 178
CATCHES: Left
BORN: 1-10-93
BIRTHPLACE: Varmdo, Sweden
DRAFTED: June 25, 2011 – St. Louis' fifth round selection, 132nd overall

Season	Club	League	REGULAR SEASON							PLAYOFFS							
			GP	W	L	OTL	MIN	GA	SO	AVG	GP	W	L	MIN	GA	SO	AVG
2012-13	AIK	SEL	14	3	9	0	754	39	0	3.10	--	--	--	--	--	--	--
	AIK Jr.	Swe-Jr.	11	9	1	0	603	15	0	1.49	3	1	2	177	7	0	2.37
2013-14	Sweden	WJC	4	3	1	0	224	6	0	1.60	--	--	--	--	--	--	--
	Sodertalje	Swe-1	24	7	14	0	1302	62	1	2.86	--	--	--	--	--	--	--
	AIK	SweHL	2	0	1	0	82	6	0	4.39	--	--	--	--	--	--	--



**PETTERI
LINDBOHM**
DEFENSEMAN

HEIGHT: 6-5 **WEIGHT:** 202
SHOOTS: Left
BORN: 9-23-93
BIRTHPLACE: Helsinki, Finland
DRAFTED: June 23, 2012 - St. Louis' sixth round selection, 176th overall

Season	Team	League	GP	REGULAR SEASON				PLAYOFFS				
				G	A	PTS	PIM	GP	G	A	PTS	PIM
2010-11	Blues U18	Jr. B SM-sarja Q	2	1	1	2	2	--	--	--	--	--
	Blues U18	Jr. B SM-sarja	5	1	5	6	8	2	0	2	2	2
	Blues U20	Jr. A SM-liiga	41	1	8	9	56	13	0	3	3	1
2011-12	Finland U18	WJC-18	6	0	0	0	0	--	--	--	--	--
	Jokerit U20	Jr. A SM-liiga	41	3	7	10	98	12	0	3	3	12
	Kiekko-Vantaa	Mestis	5	0	3	3	8	--	--	--	--	--
2012-13	Jokerit U20	Jr. A SM-liiga	2	0	1	1	2	--	--	--	--	--
	Jokerit	Liiga	35	0	4	4	61	--	--	--	--	--
	Kiekko-Vantaa	Mestis	6	3	0	3	4	--	--	--	--	--
2013-14	Finland U20	WJC-20	6	0	2	2	4	--	--	--	--	--
	Jokerit U20	Jr. A SM-liiga	3	0	0	0	4	--	--	--	--	--
	Jokerit	Liiga	18	0	1	1	18	--	--	--	--	--
2013-14	Kiekko-Vantaa	Mestis	13	1	1	2	12	--	--	--	--	--
	Ässät	Liiga	19	1	4	5	8	--	--	--	--	--



**MACKENZIE
MACEACHERN**
LEFT WING

HEIGHT: 6-3 **WEIGHT:** 170
SHOOTS: Left
BORN: 3-9-94
BIRTHPLACE: Bloomfield Hills, Michigan
DRAFTED: June 23, 2012 - St. Louis' third round selection, 67th overall

Season	Club	League	REGULAR SEASON					PLAYOFFS				
			GP	G	A	PTS	PIM	GP	G	A	PTS	PIM
2011-12	Brother Rice HS	HIGH-MI	29	42	48	90	16	--	--	--	--	--
2012-13	Chicago	USHL	50	8	13	21	35	--	--	--	--	--
2013-14	Michigan State	NCAA	36	8	4	12	14	--	--	--	--	--



**COLTON
PARAYKO**
DEFENSEMAN

HEIGHT: 6-4 **WEIGHT:** 191
SHOOTS: Right
BORN: 5-12-93
BIRTHPLACE: St. Albert, Alberta
DRAFTED: June 23, 2012 - St. Louis' third round selection, 86th overall

Season	Club	League	REGULAR SEASON					PLAYOFFS				
			GP	G	A	PTS	PIM	GP	G	A	PTS	PIM
2010-11	Fort McMurray	AJHL	42	3	9	12	12	12	2	1	3	2
2011-12	Fort McMurray	AJHL	53	9	33	42	65	21	3	9	12	14
2012-13	Alaska-Fairbanks	CCHA	33	4	13	17	23	--	--	--	--	--
2013-14	Alaska-Fairbanks	NCAA	37	7	19	26	16	--	--	--	--	--

PLAYERS IN THE SYSTEM



**ANDREI
PERVYSHIN**
DEFENSEMAN

HEIGHT: 5-9 **WEIGHT:** 165
SHOOTS: Left
BORN: 2-2-85
BIRTHPLACE: Arkhangelsk, Russia
DRAFTED: June 22, 2003 - St. Louis'
 eighth round selection, 253rd
 overall

Season	Club	League	REGULAR SEASON					PLAYOFFS				
			GP	G	A	PTS	PIM	GP	G	A	PTS	PIM
2002-03	Yaroslavl	RUS	9	0	1	1	0	2	0	0	0	0
	Team Russia	WU-18	6	0	3	3	12	--	--	--	--	--
2003-04	Spartak Moscow	RUS-2	59	3	6	9	14	--	--	--	--	--
2004-05	Kazan AK-Bars	RUS	52	0	3	3	10	2	0	0	0	0
2005-06	Kazan AK-Bars	RUS	48	3	7	10	22	13	0	3	3	14
2006-07	Kazan AK-Bars	RUS	45	5	7	12	71	10	0	2	2	8
2007-08	Kazan AK-Bars	RUS	55	7	8	15	40	10	1	1	2	2
2008-09	Kazan AK-Bars	KHL	54	6	21	27	28	21	1	9	10	10
2009-10	Kazan AK-Bars	KHL	53	5	16	21	26	17	0	2	2	6
2010-11	Omsk Avangard	KHL	52	5	18	23	28	14	2	3	5	10
2011-12	Omsk Avangard	KHL	23	1	1	2	16	--	--	--	--	--
	St. Petersburg SKA	KHL	23	1	7	8	10	--	--	--	--	--
2012-13	St. Petersburg SKA	KHL	21	0	2	2	11	8	1	1	2	0
2013-14	CSKA Moscow	KHL	27	2	5	7	10	4	0	1	1	2



**ZACH
POCHIRO**
FORWARD

HEIGHT: 6-1 **WEIGHT:** 175
SHOOTS: Right
BORN: 3-6-94
BIRTHPLACE: St. Louis, MO
DRAFTED: June 30, 2013 - St. Louis' fourth
 round selection, 112th overall

Season	Club	League	REGULAR SEASON					PLAYOFFS				
			GP	G	A	PTS	PIM	GP	G	A	PTS	PIM
2011-12	Wichita Falls	NAHL	52	18	16	34	154	--	--	--	--	--
2012-13	Prince George	WHL	65	15	24	39	105	--	--	--	--	--
2013-14	Prince George	WHL	63	27	39	66	123	--	--	--	--	--
	Kalamazoo	ECHL	9	0	2	2	0	--	--	--	--	--



**SANTERI
SAARI**
DEFENSEMAN

HEIGHT: 6-4 **WEIGHT:** 208
SHOOTS: Left
BORN: 10-18-94
BIRTHPLACE: Helsinki, Finland
DRAFTED: June 30, 2013 - St. Louis' sixth
 round selection, 173rd overall

Season	Team	League	REGULAR SEASON					PLAYOFFS				
			GP	G	A	PTS	PIM	GP	G	A	PTS	PIM
2010-11	Jokerit U18	Jr. B SM-sarja	14	0	1	1	24	9	0	2	2	4
	Jokerit U20	Jr. A SM-liiga	3	0	0	0	2	--	--	--	--	--
	Finland U17	WHC-17	5	0	0	0	0	--	--	--	--	--
2011-12	Jokerit U18	Jr. B SM-sarja Q	8	1	3	4	22	--	--	--	--	--
	Jokerit U18	Jr. B SM-sarja	25	6	14	20	26	11	3	2	5	2
	Jokerit U20	Jr. A SM-liiga	13	2	2	4	10	--	--	--	--	--
2012-13	Jokerit U20	Jr. A SM-liiga	46	5	18	23	34	--	--	--	--	--
	Jokerit	Liiga	2	0	0	0	0	--	--	--	--	--
	Kiekko-Vantaa	Mestis	7	0	0	0	6	--	--	--	--	--
2013-14	Jokerit U20	Jr. A SM-liiga	7	1	5	6	4	--	--	--	--	--
	Kiekko-Vantaa	Mestis	25	1	0	1	12	--	--	--	--	--



**JORDAN
SCHMALTZ**
DEFENSEMAN

HEIGHT: 6-2 **WEIGHT:** 189
SHOOTS: Right
BORN: 10-8-93
BIRTHPLACE: Madison, Wisconsin
DRAFTED: June 22, 2012 - St. Louis' first
 round selection, 25th overall

Season	Club	League	REGULAR SEASON					PLAYOFFS				
			GP	G	A	PTS	PIM	GP	G	A	PTS	PIM
2009-10	Sioux City	USHL	2	0	0	0	4	--	--	--	--	--
2010-11	Sioux City	USHL	53	13	31	44	22	3	0	1	1	4
2011-12	Sioux City	USHL	9	3	3	6	9	--	--	--	--	--
	Green Bay	USHL	46	7	28	35	20	12	2	5	7	8
2012-13	North Dakota	WCHA	42	3	9	12	31	--	--	--	--	--
2013-14	North Dakota	NCAA	41	6	18	24	12	--	--	--	--	--

PLAYERS IN THE SYSTEM



**DIMITRI
SEMIN**
CENTER

HEIGHT: 5-10 **WEIGHT:** 185
SHOOTS: Left
BORN: 8-14-83
BIRTHPLACE: Moscow, Russia
DRAFTED: June 24, 2001 - St. Louis' fifth round selection, 159th overall

Season	Club	League	REGULAR SEASON					PLAYOFFS				
			GP	G	A	PTS	PIM	GP	G	A	PTS	PIM
1999-2000	Krylja Sovetov-2	RUS-3	27	9	10	19	10	--	--	--	--	--
	Krylja Sovetov	RUS-2	1	0	0	0	0	--	--	--	--	--
2000-01	Krylja Sovetov	RUS-2	32	8	6	14	8	11	2	3	5	2
2001-02	Spartak Moscow	RUS	44	2	6	8	14	--	--	--	--	--
2002-03	Spartak Moscow	RUS	51	9	13	22	30	--	--	--	--	--
2003-04	Spartak Moscow	RUS-2	60	15	23	38	34	--	--	--	--	--
2004-05	Spartak Moscow	RUS	53	7	7	14	34	--	--	--	--	--
2005-06	Spartak Moscow	RUS	51	12	14	26	38	3	0	1	1	0
2006-07	Yaroslavl Lokomotiv	RUS	41	13	13	26	30	7	3	2	5	2
2007-08	Yaroslavl Lokomotiv	RUS	54	9	14	23	46	16	1	2	3	10
2008-09	Yaroslavl Lokomotiv	KHL	53	7	13	20	28	16	4	5	9	33
2009-10	Mytishchi Atlant	KHL	55	5	21	26	46	4	1	0	1	4
2010-11	Omsk Avangard	KHL	54	9	8	17	42	14	2	5	7	8
2011-12	Omsk Avangard	KHL	53	6	12	18	24	--	--	--	--	--
2012-13	Omsk Avangard	KHL	52	16	10	26	26	12	3	0	3	4
2013-14	Omsk Avangard	KHL	50	8	12	20	28	--	--	--	--	--



**EVGENY
SKACHKOV**
LEFT WING

HEIGHT: 6-0 **WEIGHT:** 194
SHOOTS: Right
BORN: 7-14-84
BIRTHPLACE: Penza, Russia
DRAFTED: June 22, 2003 - St. Louis' seventh round selection, 221st overall

Season	Club	League	REGULAR SEASON					PLAYOFFS				
			GP	G	A	PTS	PIM	GP	G	A	PTS	PIM
2002-03	Kapitan	RUS	31	4	4	8	2	--	--	--	--	--
2003-04	CSKA Moscow	RUS	1	0	0	0	2	--	--	--	--	--
2004-05	Spartak	RUS	9	0	2	2	0	--	--	--	--	--
2005-06	Spartak	RUS	2	0	0	0	6	--	--	--	--	--
2006-07	Chelyabinsk Traktor	RUS	52	13	9	22	52	--	--	--	--	--
2007-08	Chelyabinsk Traktor	RUS	53	14	13	27	58	3	1	0	1	6
2008-09	Chelyabinsk Traktor	KHL	54	14	18	32	56	--	--	--	--	--
2009-10	Chelyabinsk Traktor	KHL	51	22	14	36	143	3	0	0	0	14
2010-11	Kazan AK-Bars	KHL	21	7	5	12	14	--	--	--	--	--
2011-12	Kazan AK-Bars	KHL	36	5	5	10	22	--	--	--	--	--
2012-13	Kazan AK-Bars	KHL	28	1	3	4	18	--	--	--	--	--
2013-14	SKA St. Petersburg	KHL	37	7	4	11	22	--	--	--	--	--
	Nizhny Novgorod	KHL	10	6	2	8	14	6	1	3	4	8



ST. LOUIS BLUES



MAX TARDY CENTER

HEIGHT: 6-0 **WEIGHT:** 185

SHOOTS: Right

BORN: 10-27-90

BIRTHPLACE: Duluth, Minnesota

DRAFTED: June 27, 2009 - St. Louis' seventh round selection, 202nd overall

Season	Club	League	REGULAR SEASON					PLAYOFFS				
			GP	G	A	PTS	PIM	GP	G	A	PTS	PIM
2007-08	Duluth East	High-MN	9	1	3	4	8	--	--	--	--	--
2008-09	Duluth East	High-MN	30	35	25	60	24	--	--	--	--	--
	Team North	UMHSEL	24	19	20	39	0	--	--	--	--	--
2009-10	Tri-City	USHL	52	12	24	36	34	3	0	1	1	4
2010-11	Minnesota-Duluth	WCHA	26	1	2	3	14	--	--	--	--	--
2011-12	Minnesota-Duluth	WCHA	41	2	5	7	6	--	--	--	--	--
2012-13	Minnesota-Duluth	WCHA	14	0	1	1	6	--	--	--	--	--
2013-14	Minnesota-Duluth	NCAA	25	1	1	2	12	--	--	--	--	--



RYAN TESINK CENTER

HEIGHT: 6-0 **WEIGHT:** 176

SHOOTS: Left

BORN: 5-21-93

BIRTHPLACE: Saint John, New Brunswick

DRAFTED: June 25, 2011 - St. Louis' sixth round selection, 162nd overall

Season	Club	League	REGULAR SEASON					PLAYOFFS				
			GP	G	A	PTS	PIM	GP	G	A	PTS	PIM
2010-11	Saint John	QMJHL	59	8	27	35	38	19	3	2	5	10
2011-12	Saint John	QMJHL	36	13	27	40	54	17	7	6	13	24
2012-13	Saint John	QMJHL	35	16	21	37	75	--	--	--	--	--
	Blainville-Boisbriand	QMJHL	6	1	3	4	6	4	1	0	1	23
2013-14	Blainville-Boisbriand	QMJHL	47	13	23	36	71	14	7	6	13	28

PLAYERS IN THE SYSTEM



NICHOLAS WALTERS DEFENSESMAN

HEIGHT: 6-2 **WEIGHT:** 187
CATCHES: Left
BORN: 4-11-94
BIRTHPLACE: St. Albert, Alberta
DRAFTED: June 23, 2012 - St. Louis' fourth round selection, 116th overall

Season	Club	League	REGULAR SEASON					PLAYOFFS				
			GP	G	A	PTS	PIM	GP	G	A	PTS	PIM
2010-11	Everett	WHL	48	0	4	4	52	1	0	0	0	2
2011-12	Everett	WHL	62	6	12	18	95	1	0	0	0	5
2012-13	Everett	WHL	35	1	9	10	70	--	--	--	--	--
	Brandon	WHL	29	0	9	9	36	--	--	--	--	--
	Peoria	AHL	4	0	0	0	0	--	--	--	--	--
2013-14	Brandon	WHL	21	0	2	2	24	--	--	--	--	--
	Lethbridge	WHL	46	2	7	9	64	--	--	--	--	--



THOMAS VANNELLI DEFENSESMAN

HEIGHT: 6-2 **WEIGHT:** 180
SHOOTS: Right
BORN: 1-26-95
BIRTHPLACE: Minnetonka, Minnesota
DRAFTED: June 30, 2013 - St. Louis' second round selection, 47th overall

Season	Team	League	REGULAR SEASON					PLAYOFFS				
			GP	G	A	PTS	PIM	GP	G	A	PTS	PIM
2011-12	Minnetonka High	USHS	25	6	14	20	8	--	--	--	--	--
2012-13	Minnetonka High	USHS	25	8	23	31	14	--	--	--	--	--
	USNTDP Juniors	USHL	11	1	1	2	4	--	--	--	--	--
	U.S. National U18	USDP	20	3	2	5	4	--	--	--	--	--
	United States	WJC-18	7	2	1	3	0	--	--	--	--	--
2013-14	Medicine Hat	WHL	60	14	27	41	34	18	2	6	8	10



27

BAUER

A

27

ST. LOUIS
BLUES

7

WARRIOR

BAUER

COVERT

TOTALONE

TOTALONE

BAUER

BAUER

ALPHA

1000



**ROBBY
FABBRI**
FORWARD

HEIGHT: 5-10 **WEIGHT:** 176

SHOOTS: Left

BORN: 1-22-96

BIRTHPLACE: Mississauga, Ontario

DRAFTED: June 27, 2014 - St. Louis' first round selection, 21st overall

Season	Club	League	REGULAR SEASON					PLAYOFFS				
			GP	G	A	PTS	PIM	GP	G	A	PTS	PIM
2011-12	Toronto Jr.	OJHL	1	0	3	3	0	1	0	0	0	0
2012-13	Guelph	OHL	59	10	23	33	38	5	0	1	1	4
	Canada Ontario U17	WHC-17	5	3	1	4	27	--	--	--	--	--
2013-14	Guelph	OHL	58	45	42	87	55	16	13	15	28	12



**IVAN
BARBASHEV**
FORWARD

HEIGHT: 6-0 **WEIGHT:** 188

SHOOTS: Left

BORN: 12-18-95

BIRTHPLACE: Moscow, Russia

DRAFTED: June 28, 2014 - St. Louis' second round selection, 33rd overall

Season	Club	League	REGULAR SEASON					PLAYOFFS				
			GP	G	A	PTS	PIM	GP	G	A	PTS	PIM
2011-12	HK MVD Jr	MHL	38	8	2	10	18	4	2	2	4	25
	Russia U17	WHC-17	5	4	2	6	4	--	--	--	--	--
2012-13	Moncton	QMJHL	68	18	44	62	36	5	1	2	3	0
	Russia U18	WJC-18	7	3	6	9	4	--	--	--	--	--
2013-14	Moncton	QMJHL	48	25	43	68	27	6	4	6	10	8
	Russia U20	WJC-20	7	1	1	2	0	--	--	--	--	--



MAXIM LETUNOV FORWARD

HEIGHT: 6-2 **WEIGHT:** 157
SHOOTS: Left
BORN: 2-20-96
BIRTHPLACE: Moscow, Russia
DRAFTED: June 28, 2014 - St. Louis' second round selection, 52nd overall

Season	Club	League	REGULAR SEASON					PLAYOFFS				
			GP	G	A	PTS	PIM	GP	G	A	PTS	PIM
2012-13	Dallas Stars U16	Midget	40	29	37	66	6	4	2	2	4	6
2013-14	Youngstown	USHL	60	19	24	43	42	--	--	--	--	--



JAKE WALMAN FORWARD

HEIGHT: 6-1 **WEIGHT:** 174
SHOOTS: Left
BORN: 2-20-96
BIRTHPLACE: Toronto, Ontario
DRAFTED: June 28, 2014 - St. Louis' third round selection, 82nd overall

Season	Club	League	REGULAR SEASON					PLAYOFFS				
			GP	G	A	PTS	PIM	GP	G	A	PTS	PIM
2011-12	North York Mdgt AAA	GTMHL	33	10	12	22	18	--	--	--	--	--
2012-13	Toronto Jr. Midget AAA	GTHL	23	3	9	12	11	--	--	--	--	--
2013-14	Toronto Jr.	OJHL	43	7	26	33	87	--	--	--	--	--



**VILLE
HUSSO**
GOALTENDER

HEIGHT: 6-2 **WEIGHT:** 183
CATCHES: Left
BORN: 2-6-95
BIRTHPLACE: Helsinki, Finland
DRAFTED: June 28, 2014 - St. Louis' fourth round selection, 94th overall

Season	Club	League	REGULAR SEASON							PLAYOFFS							
			GP	W	L	OTL	MIN	GA	SO	AVG	GP	W	L	MIN	GA	SO	AVG
2013-14	HIFK	Liiga	41	19	14	5	2355	2	1.99	0.923	--	--	--	--	--	--	--
	Finland	WJC	7	0	1	0	90	0	4.68	0.854	--	--	--	--	--	--	--



**AUSTIN
POGANSKI**
FORWARD

HEIGHT: 6-1 **WEIGHT:** 198
SHOOTS: Right
BORN: 2-16-96
BIRTHPLACE: St. Cloud, Minnesota
DRAFTED: June 28, 2014 - St. Louis' fourth round selection, 110th overall

Season	Club	League	REGULAR SEASON						PLAYOFFS				
			GP	G	A	PTS	PIM	GP	G	A	PTS	PIM	
2012-13	Great Plains	USHS	19	8	12	20	6		3	2	2	4	0
	St. Cloud	USHS	9	13	8	21	8	--	--	--	--	--	
	U.S. National U17	USDP	11	7	0	7	2	--	--	--	--	--	
	Tri-City	USHL	2	1	1	2	0	--	--	--	--	--	
	USA U17	WHC-17	6	6	0	6	0	--	--	--	--	--	
2013-14	Tri-City	USHL	55	19	12	31	57	--	--	--	--	--	



**JAEDON
DESCHENEAU**
FORWARD

HEIGHT: 5-9 **WEIGHT:** 191
SHOOTS: Right
BORN: 2-22-95
BIRTHPLACE: Edmonton, Alberta
DRAFTED: June 28, 2014 - St. Louis' fifth round selection, 124th overall


Season	Club	League	REGULAR SEASON					PLAYOFFS				
			GP	G	A	PTS	PIM	GP	G	A	PTS	PIM
2011-12	Kootenay	WHL	54	3	11	14	24	4	0	0	0	0
	Canada Pacific U17	WHL	5	0	0	0	2	--	--	--	--	--
2012-13	Kootenay	WHL	69	30	48	78	22	5	0	1	1	2
2013-14	Kootenay	WHL	70	44	54	98	54	13	10	10	20	6



**C.J.
YAKIMOWICZ**
FORWARD

HEIGHT: 6-2 **WEIGHT:** 213
SHOOTS: Right
BORN: 1-26-96
BIRTHPLACE: Kingston, Pennsylvania
DRAFTED: June 28, 2014 - St. Louis' sixth round selection, 172nd overall

Season	Club	REGULAR SEASON					PLAYOFFS					
		League	GP	G	A	PTS	PIM	GP	G	A	PTS	PIM
2013-14	Wilkes-Barre/Scranton Knights 18U	AYHL	10	6	7	13	60	--	--	--	--	--
	USNTDP Juniors	USHL	4	0	1	1	2	--	--	--	--	--
	U.S. National U18 Team	USDP	4	0	1	1	2	--	--	--	--	--
	London	OHL 33	3	4	7	45	9	2	0	2	4	



**SAMUEL
BLAIS**
FORWARD

HEIGHT: 6-1 **WEIGHT:** 179
SHOOTS: Left
BORN: 6-17-96
BIRTHPLACE: Montmagny, Quebec
DRAFTED: June 28, 2014 - St. Louis' sixth round selection, 176th overall

Season	Club	League	REGULAR SEASON					PLAYOFFS				
			GP	G	A	PTS	PIM	GP	G	A	PTS	PIM
2012-13	Trois-Rivières	QMAAA	42	16	24	40	42	10	8	4	12	4
2013-14	Lévis	QMAAA	21	12	23	35	12	--	--	--	--	--
	Victoriaville	QMJHL	25	4	10	14	0	4	0	1	1	0



**DWYER
TSCHANTZ**
FORWARD

HEIGHT: 6-5 **WEIGHT:** 212
SHOOTS: Right
BORN: 3-22-95
BIRTHPLACE: Wilmington, Delaware
DRAFTED: June 28, 2014 - St. Louis' seventh round selection, 202nd overall

Season	Club	League	REGULAR SEASON					PLAYOFFS				
			GP	G	A	PTS	PIM	GP	G	A	PTS	PIM
2012-13	Team Comcast 18U	MWEHL	40	20	32	52	28	4	0	0	0	22
	Indiana	USHL	1	0	0	0	0	--	--	--	--	--
2013-14	Indiana	USHL	52	24	20	44	58	8	0	3	3	7



ST. LOUIS BLUES

2014-2015 TRAINING CAMP ROSTER

FORWARDS

#	PLAYER	Pos	HT	WT	SH	Birthplace	Birthdate	13/14 Club(s)/League(s)	GP	G	A	PTS	PIM
42	BACKES, David	RW	6-3	225	Right	Minneapolis, Minnesota	5-1-84	St. Louis (NHL)	74	27	30	57	119
*49	BARBASHEV, Ivan	C	6-0	181	Left	Moscow, Russia	12-14-95	Moncton (QMJHL)	48	25	43	68	27
37	BISSONNETTE, Paul	LW	6-2	216	Left	Welland, Ontario	3-11-85	Arizona (NHL)	39	2	6	8	53
*64	BLAIS, Samuel	C	5-9	165	Left	Montmagny, Quebec	6-17-96	Victoriaville (QMJHL)	25	4	10	14	0
								Levis (MAAA)	21	12	23	35	12
72	BEACH, Cody	LW	6-5	185	Right	Nanaimo, B.C.	8-8-92	Chicago Wolves (AHL)	34	5	6	11	109
								Kalamazoo (ECHL)	7	2	1	3	14
21	BERGLUND, Patrik	C	6-4	215	Left	Vasteras, Sweden	6-2-88	St. Louis (NHL)	78	14	18	32	38
41	BORDSON, Rob	C	6-2	190	Left	Duluth, Minnesota	6-9-88	Adirondack (AHL)	75	11	14	25	69
65	BROADHURST, Terry	C	5-11	162	Left	Orland Park, Illinois	11-30-88	Rockford (AHL)	73	16	28	44	16
53	CANNONE, Pat	C	5-11	192	Right	Bayport, New York	8-9-86	Chicago (AHL)	59	16	18	34	16
*57	DESCHENEAU, Jaedon	C	5-9	185	Right	Edmonton, Alberta	2-22-95	Kootenay (WHL)	70	44	54	98	54
76	DOTY, Jacob	RW	6-3	223	Right	Billings, Montana	6-19-93	Medicine Hat (WHL)	68	10	13	23	83
*15	FABBRI, Robby	C	5-10	170	Left	Mississauga, Ontario	1-22-96	Guelph (OHL)	58	45	42	87	55
29	FRASER, Colin	C	6-1	191	Left	Sicamous, BC	1-28-85	Los Angeles (NHL)	33	0	2	2	30
								Manchester (AHL)	10	3	3	6	4
23	JASKIN, Dmitrij	RW	6-2	196	Left	Omsk, Russia	3-23-93	Chicago Wolves (AHL)	42	15	14	29	28
								St. Louis (NHL)	18	1	1	2	8
40	LAPIERRE, Maxim	C	6-2	207	Right	Saint-Leonard, Quebec	3-29-85	St. Louis (NHL)	71	9	6	15	78
12	LEHTERA, Jori	C	6-2	210	Left	Helsinki, Finland	12-23-87	Novosibirsk Sibir (KHL)	48	12	32	44	22
10	LINDSTROM, Joakim	LW	6-0	187	Left	Skelleftea, Sweden	12-5-83	Skelleftea AIK (SweHL)	55	23	40	63	72
43	MCCARTHY, John	LW	6-1	200	Left	Boston, Massachusetts	8-9-86	San Jose (NHL)	36	1	1	2	4
								Worcester (AHL)	13	3	4	7	9
39	MCRAE, Philip	C	6-2	200	Left	Minneapolis, Minnesota	3-15-90	Blues (SM-liiga)	45	8	12	20	12
								Tappara Tampere (SM-liiga)	8	0	1	1	2
88	MUELLER, Peter	C	6-2	204	Right	Bloomington, Minnesota	4-14-88	Kloten (Swiss-A)	49	24	22	46	12
74	OSHIE, T.J.	LW	5-11	194	Right	Everett, Washington	12-23-86	St. Louis (NHL)	79	21	39	60	42
9	OTT, Steve	C	6-0	192	Left	Summerside, PEI	8-19-82	Buffalo (NHL)	59	9	11	20	55
								St. Louis (NHL)	23	0	3	3	37
56	PAAJARVI, Magnus	LW	6-3	204	Left	Norrkoping, Sweden	4-12-91	St. Louis (NHL)	55	6	6	12	6
54	POCHIRO, Zach	LW	6-1	159	Right	St. Louis, Missouri	3-6-94	Prince George (WHL)	63	27	39	66	123
								Kalamazoo	9	0	2	2	0
32	PORTER, Chris	LW	6-1	205	Left	Toronto, Ontario	5-29-84	Chicago Wolves (AHL)	38	7	11	18	37
								St. Louis (NHL)	22	0	1	1	0
18	RATTIE, Ty	RW	5-11	165	Right	Calgary, Alberta	2-5-93	Chicago Wolves (AHL)	72	31	17	48	37
								St. Louis (NHL)	2	0	0	0	0
75	REAVES, Ryan	RW	6-2	220	Right	Winnipeg, Manitoba	1-20-87	St. Louis (NHL)	63	2	6	8	126
26	STASTNY, Paul	C	6-0	205	Left	Quebec City, Quebec	12-27-85	Colorado (NHL)	71	25	35	60	22
20	STEEN, Alexander	LW	6-1	206	Left	Winnipeg, Manitoba	3-1-84	St. Louis (NHL)	68	33	29	62	46
91	TARASENKO, Vladimir	RW	6-0	202	Left	Yaroslavl, Russia	12-13-91	St. Louis (NHL)	64	21	22	43	16
70	TESINK, Ryan	LW	6-0	161	Left	Saint John, New Brunswick	5-21-93	Blainville-Broisbriand (QMJHL)	47	13	23	36	71
67	VEILLEUX, Yannick	LW	6-1	187	Left	St. Hipolyte, Quebec	2-22-93	Kalamazoo (ECHL)	62	16	23	39	65
								Chicago (AHL)	4	0	1	1	5
73	WANNSTROM, Sebastian	RW	6-0	183	Right	Gavle, Sweden	3-3-91	Chicago (AHL)	37	5	5	10	20
								Kalamazoo (ECHL)	4	3	2	5	2
46	WELSH, Jeremy	C	6-3	200	Left	Bayfield, Ontario	4-30-88	Utica (AHL)	49	7	8	15	14
								Vancouver (NHL)	19	1	0	1	6
*52	YAKIMOWICZ, C.J.	RW	6-3	209	Right	Kingston, Pennsylvania	1-26-96	WB Scranton (MeJHL)	10	6	7	13	60
								USNTDP Juniors (USHL)	4	0	1	1	2
								London (OHL)	33	3	4	7	45

DEFENSEMEN

#	PLAYER	Pos	HT	WT	SH	Birthplace	Birthdate	13/14 Club(s)/League(s)	GP	G	A	PTS	PIM
19	BOJWMEESTER, Jay	D	6-4	212	Left	Edmonton, Alberta	9-27-83	St. Louis (NHL)	82	4	33	37	20
61	BRODEUR, Mathieu	D	6-6	215	Left	Montreal, Quebec	6-21-90	Portland (AHL)	62	3	9	12	49
25	BUTLER, Chris	D	6-1	200	Left	St. Louis, Missouri	10-27-86	Calgary (NHL)	82	2	14	16	39
28	COLE, Ian	D	6-1	220	Left	Ann Arbor, Michigan	2-21-89	St. Louis (NHL)	46	3	8	11	31
62	EDMUNDSSON, Joel	D	6-4	200	Right	Brandon, Manitoba	6-28-93	Chicago Wolves (AHL)	64	4	4	8	108
4	GUNNARSSON, Carl	D	6-2	196	Left	Orebro, Sweden	11-9-86	Toronto (NHL)	80	3	14	17	34
51	HAKANPAA, Jani	D	6-5	218	Right	Kirkkonummi, Finland	3-31-92	Chicago Wolves (AHL)	54	4	4	8	33
5	JACKMAN, Barret	D	6-0	210	Left	Trail, B.C.	3-5-81	St. Louis (NHL)	79	3	12	15	97
33	LEOPOLD, Jordan	D	6-1	206	Left	Golden Valley, Minnesota	8-3-80	St. Louis (NHL)	27	1	5	6	6
48	LINDBOHM, Petteri	D	6-3	198	Left	Helsinki, Finland	9-23-93	Jokerit Helsinki (SM-liiga)	18	0	1	1	18
								Assat Por (SM-liiga)	19	1	4	5	8

TRAINING CAMP ROSTER

2014-2015 TRAINING CAMP ROSTER

DEFENSEMEN (cont.)

#	PLAYER	Pos	HT	WT	SH	Birthplace	Birthdate	13/14 Club(s)/League(s)	GP	G	A	PTS	PIM
27	PIETRANGELO, Alex	D	6-3	210	Right	King City, Ontario	1-18-90	St. Louis (NHL)	81	8	43	51	32
36	PROSSER, Nate	D	6-2	195	Right	Elk River, Minnesota	5-7-86	Minnesota (NHL)	53	2	6	8	58
55	REGNER, Brent	D	6-0	190	Right	Westlock, Alberta	5-17-89	Chicago (AHL)	63	3	21	24	36
59	SAARI, Santeri	D	6-3	209	Left	Helsinki, Finland	10-18-94	Jokerit U20 (Liiga-Jr.) Kiekko-Vantaa (Liiga-1)	7 25	1 1	5 0	6 1	4 12
68	SERGEEV, Dmitrii	D	6-2	195	Left	Chelwabinsk, Russia	3-26-96	Kitchener (OHL)	49	2	7	9	22
22	SHATTENKIRK, Kevin	D	5-11	193	Right	New Rochelle, New York	1-29-89	St. Louis (NHL)	81	10	35	45	38
58	SHIELDS, David	D	6-3	218	Right	Buffalo, New York	1-27-91	Chicago Wolves (AHL)	55	5	10	15	21
47	VANNELLI, Thomas	D	6-2	165	Right	Minnetonka, Minnesota	1-26-95	Medicine Hat (WHL)	60	14	27	41	34
6	WHITNEY, Ryan	D	6-3	209	Left	Boston, Massachusetts	2-19-83	San Antonio (AHL) Florida (NHL)	45 7	7 0	16 0	23 0	52 6

GOALTENDERS

#	PLAYER	HT	WT	Catches	Birthplace	Birthdate	13/14 Club(s)/League(s)	GP	MIN	GA	GAA	W-L-O/T	SV%
34	ALLEN, Jake	6-2	190	Left	Fredericton, NB	8-7-90	Chicago (AHL)	52	3138	106	2.03	33-16-3	.928
30	BINNINGTON, Jordan	6-2	160	Right	Richmond Hill, Ontario	7-11-93	Kalamazoo (ECHL) Chicago (AHL)	40 1	2398 65	94 3	2.35	23-13-3	.922
45	CLIME, Matt	6-3	194	Left	Leduc, Alberta	2-11-83	Chicago (AHL)	23	1417	67	2.84	11-10-2	.900
1	ELLIOTT, Brian	6-2	198	Left	Newmarket, Ontario	4-9-85	St. Louis (NHL)	31	1624	53	1.96	18-6-2	.922
35	LUNDSTROM, Niklas	6-1	194	Right	Varmdo, Sweden	1-10-93	Sodertalje SK (Swe-1) AIK (SweHL)	24 2	1302 82	62 6	2.86 4.39	7-14-0	.894

*Denotes a 2014 draft selection

HOW THE BLUES TRAINING CAMP WAS BUILT

G Jake Allen	Second round selection, 34th overall, in 2008 Entry Draft
F David Backes	Second round selection, 62nd overall, in 2003 Entry Draft
F Ivan Barbashev	Second round selection, 33rd overall, in 2014 Entry Draft
F Cody Beach	Fifth round selection, 134th overall, in 2010 Entry Draft
F Patrik Berglund	First round selection, 25th overall, in 2006 Entry Draft
G Jordan Binnington	Third round selection, 88th overall, in 2011 Entry Draft
F Paul Bissonnette	Professional tryout
F Samuel Blais	Sixth round selection, 176th overall, in 2014 Entry Draft
F Rob Bordson	Professional tryout
D Jay Bouwmeester	Acquired from Calgary in exchange for Mark Cundari, the rights to Reto Berra and a 2013 first round draft pick (Emile Poirier)
F Terry Broadhurst	Professional tryout
D Mathieu Brodeur	Professional tryout
D Chris Butler	Signed as a free agent on July 16, 2014
F Pat Cannone	Acquired from Ottawa for future considerations
G Matt Clime	Professional tryout
D Ian Cole	First round selection, 18th overall, in 2007 Entry Draft
F Jaedon Descheneau	Fifth round selection, 124th overall, in 2014 Entry Draft
F Jacob Doty	Signed as a free agent on Sept. 27, 2013
D Joel Edmundson	Second round selection, 46th overall, in 2011 Entry Draft
G Brian Elliott	Signed as a free agent on July 1, 2011
F Robby Fabbri	First round selection, 21st overall, in 2014 Entry Draft
F Colin Fraser	Signed as a free agent on Sept. 5, 2014
D Carl Gunnarsson	Acquired along with a 2014 fourth round draft pick (Ville Husso) from Toronto in exchange for Roman Polak
D Jani Hakanpaa	Fourth round selection, 104th overall, in 2010 Entry Draft



HOW THE BLUES TRAINING CAMP WAS BUILT

D Barret Jackman	First round selection, 17th overall, in 1999 Entry Draft
F Dmitrij Jaskin	Second round selection, 41st overall, in 2011 Entry Draft
F Maxim Lapierre	Signed as a free agent on July 5, 2013
F Jori Lehtera	Third round selection, 65th overall, in 2008 Entry Draft
D Jordan Leopold	Acquired from Buffalo in exchange for a second round (Justin Bailey) and fifth round draft pick (Anthony Florentino) in 2013
D Petteri Lindbohm	Sixth round selection, 176th overall, in 2012 Entry Draft
F Joakim Lindstrom	Signed as a free agent on May 29, 2014
G Niklas Lundstrom	Fifth round selection, 132nd overall, in 2011 Entry Draft
F John McCarthy	Signed as a free agent on July 8, 2014
F Phil McRae	Second round selection, 33rd overall, in 2008 Entry Draft
F Peter Mueller	Signed as a free agent on July 30, 2014
F T.J. Oshie	First round selection, 24th overall, in 2005 Entry Draft
F Steve Ott	Acquired along with Ryan Miller from Buffalo in exchange for Jaroslav Halak, Chris Stewart, William Carrier and a conditional draft pick
F Magnus Paajarvi	Acquired along with a 2014 second round draft pick (Ivan Barbashev) from Edmonton in exchange for David Perron
D Alex Pietrangelo	First round selection, 4th overall, in 2008 Entry Draft
F Zach Pochiro	Fourth round selection, 112th overall, in 2013 Entry Draft
F Chris Porter	Signed as a free agent on August 21, 2007
D Nate Prosser	Signed as a free agent on July 22, 2014
F Ty Rattie	Second round selection, 32nd overall, in 2011 Entry Draft
F Ryan Reaves	Fifth round selection, 156th overall, in 2005 Entry Draft
D Brent Regner	Signed as a free agent on July 1, 2014
D Santeri Saari	Sixth round selection, 173rd overall, in 2013 Entry Draft
D Dmitrii Sergeev	Professional tryout
D Kevin Shattenkirk	Acquired from Colorado along with Chris Stewart and a 2011 second round draft pick (Ty Rattie) in exchange for Erik Johnson, Jay McClement and a 2011 first round draft pick (Duncan Siemens)
D David Shields	Sixth round selection, 168th overall, in 2009 Entry Draft
F Paul Stastny	Signed as a free agent on July 1, 2014
F Alexander Steen	Acquired from Toronto along with Carlo Colaiacovo in exchange for Lee Stempniak
F Vladimir Tarasenko	First round selection, 16th overall, in 2010 Entry Draft
F Ryan Tesink	Sixth round selection, 162nd overall, in 2011 Entry Draft
D Tommy Vannelli	Second round selection, 47th overall, in 2013 Entry Draft
F Yannick Veilleux	Fourth round selection, 102nd overall, in 2011 Entry Draft
F Sebastian Wannstrom	Second round selection, 44th overall, in 2010 Entry Draft
F Jeremy Welsh	Signed as a free agent on July 21, 2014
D Ryan Whitney	Professional tryout
F C.J. Yakimowicz	Sixth round selection, 172nd overall, in 2014 Entry Draft

CHICAGO WOLVES



WESTERN CONFERENCE, MIDWEST DIVISION – 14TH SEASON

CHICAGO WOLVES

www.chicagowolves.com

[f /chicagowolveshockey](https://www.facebook.com/chicagowolveshockey)

[@chicago_wolves](https://twitter.com/chicago_wolves)



Don Levin
Chairman of the Board



Wendell Young
General Manager



John Anderson
Head Coach



St. Louis Blues
NHL Affiliate

PERSONNEL

Chairman of the Board/Governor	Don Levin
Vice Chairman	Buddy Meyers
Directors	Seth Gold, Irwin Jann
Senior Executive Vice President	Wayne Messmer
President of Business Operations	Mike Gordon
General Manager	Wendell Young
Assistant General Manager	Bill Bentley
Senior Advisor/Director of Hockey Operations	Gene Ubriaco
Head Coach	John Anderson
Assistant Coach	Mark Hardy
Assistant Coach	Brad Tapper
Head Athletic Trainer	Kevin Kacer, A.T.C.
Head Equipment Manager	Craig Kogut
Skating and Skills Coach	Kenny McCudden
Goaltending Coach	Stan Dubicki
Strength and Conditioning Coach	Evan Levy
Hockey Operations	Mike Nardella
Hockey Operations Assistant	Norine Gilmer
Director of Public Relations	Lindsay Willhite
Media Relations Coordinator	Eiise Butler
Media Relations Assistant	Mitch Terrell
Play-by-Play Broadcaster	Jason Shaver
Color Analyst	Bill Gardner
Executive Television Producer	Ron Storto
Television Production Manager	Sarah Draheim
Associate Producer	Cameron Gibson
Vice President of Partnerships	Jon Sata
Partnerships Client Services Manager	Kendele Carney
Partnerships Client Services Coordinator	Kayle Gray
Partnerships Manager	Greg Sprott
Partnerships Sales Executives	Mark Iralson, Mike Short, Clint Taylor
Senior Director of Strategic Alliances	Dave Pawelek
E-Business Specialist	Steve Winner
Senior Executive Director of Ticket Sales	Kevin Dooley

Executive Director of Ticket Sales and Retention	Eric Zavilla
Director of Ticket Sales and Services	Jackie Schroeder
Director of Program Development	Stefanie Evans
Ticket Sales and Services Coordinator	Aaron Holz
Senior Account Executives	John Golz, Janel James
Account Executives	Anthony Krzyzak, Holly Simms
Account Representatives	Mike Czopek, Pawel Sienko, Kayla Yingst
Inside Sales Representatives	John Brooks, Scott Czarnik, Cody Kromeich
Youth Hockey Coordinator	Rob Newburg
Senior Vice President of Operations	Courtney Mahoney
Director of Operations	Bryan Campion
Operations Manager	Dan Harris
Game Operations Coordinator	John Sherlock
Community Relations Coordinator	Becky Jarosch
Digital Content Manager	Imran Javed
Graphic Designer	Troy Mueller
Creative Services Assistant	Kara Konicki
Executive Assistant	Dana Wildman

TEAM INFORMATION

Club Colors	Burgundy, Gold, Black and White
Seating Capacity	16,692
Ticket Prices	\$12-\$53
Attendance Records	Game: 16,607 – 2/25/06 vs. Cleveland
	Season: 368,390 – 2004-05
	Average: 9,209 – 2004-05
Press Box Location	South End, Second Level
Flagship TV	WCIU 26.2 The U-Too
Time Zone	Central (EST -1)

Chicago Wolves

Business: 2301 Ravine Way Glenview, IL 60025 Phone: (847) 724-4625	Hockey: 1685 W. Higgins Rd., Ste. 200 Hoffman Estates, IL 60169 Phone: (847) 730-2700
---	--

MEDIA DIRECTORY

NEWSPAPER/WIRE

Chicago Tribune • Phone (312) 222-3232 • Contact: Joe Knowles • www.chicagotribune.com • [@chicagotribune](https://twitter.com/chicagotribune)
 Chicago Sun-Times • Phone (312) 321-3000 • Contact: Chris De Luca • www.suntimes.com • [@suntimes](https://twitter.com/suntimes)
 Daily Herald • Phone (847) 427-4300 • Contact: Tom Quinlan • www.dailyherald.com • [@dailyherald](https://twitter.com/dailyherald)
 SouthtownStar • Phone (312) 321-2333 • Contact: Bill Scheibe • www.southtownstar.suntimes.com • [@southtownstar](https://twitter.com/southtownstar)
 Northwest Herald • Phone (815) 459-4040 • Contact: Jon Styf • www.northwestherald.com • [@nwherald](https://twitter.com/nwherald)
 Associated Press • Phone (312) 781-0500 • Contact: John Dowling • www.ap.org • [@AP](https://twitter.com/AP)

TELEVISION

WBMM Channel 2 (CBS) • Phone (312) 899-2330 • Contact: Krista Ruch • www.chicago.cbslocal.com • [@cbschicago](https://twitter.com/cbschicago)
 WMAQ Channel 5 (NBC) • Phone (312) 836-5665 • Contact: Geoff Glick • www.nbcchicago.com • [@nbcchicago](https://twitter.com/nbcchicago)
 WLS Channel 7 (ABC) • Phone (312) 750-7108 • Contact: Larry Snyder • www.abc7chicago.com • [@ABC7Chicago](https://twitter.com/ABC7Chicago)
 WGN Channel 9 • Phone (773) 883-3325 • Contact: Joel Liberatore • www.wgntv.com • [@WGNNews](https://twitter.com/WGNNews)
 WFLD Channel 32 (FOX) • Phone (312) 565-5532 • Contact: John Eskra • www.myfoxchicago.com • [@fox32news](https://twitter.com/fox32news)
 Comcast SportsNet Chicago • Phone (312) 222-6080 • Contact: Tim Folke • www.csnchicago.com • [@CSNChicago](https://twitter.com/CSNChicago)
 WCIU Channel 26 • Phone (312) 705-2600 • Contact: Bob Marston • www.wciutv.com • [@WCIU](https://twitter.com/WCIU)





John Anderson

Head Coach

John Anderson enters his 13th season as Wolves head coach after leading the team to the Midwest Division title and the Western Conference Semifinals in 2014. Anderson was re-hired to the position on July 16, 2013.

Anderson returned to the Wolves with four years of National Hockey League experience, which included two years as head coach of the Atlanta Thrashers from 2008-10. He also served as a Phoenix Coyotes assistant coach from 2011-13.

The 57-year-old Anderson guided the Wolves to four championships during his first tenure with the Wolves: the Calder Cup in 2002 and 2008 and the Turner Cup in 1998 and 2000. He is the team's all-time leader in regular-season wins (551) and postseason victories (108). He earned his 700th regular-season win as a head coach when the Wolves earned a 4-3 shootout win on April 16 at Iowa.

Under his leadership, the Wolves have set several team records, including 55 wins (1997-98), 114 points (1999-2000), 29 home wins (1997-98, 1998-99), 27 road wins (1999-2000, 2006-07) and 331 goals (2006-07).

Prior to joining the Wolves, Anderson captured the Colonial Cup as head coach of the Quad City Mallards of the Colonial Hockey League. He began his coaching career with the Winston-Salem Mammoths in 1995-96, leading them to the Southern Hockey League Finals and a 30-23-7 regular-season record.

Toronto's first pick (11th overall) in the 1977 amateur draft, Anderson played 12 seasons in the National Hockey League with the Maple Leafs (1977-85), Quebec Nordiques (1985-86), and Hartford Whalers (1986-89). The Toronto native registered five 30-goal campaigns in the NHL, including four straight from 1981-85. Anderson's most productive offensive season came in 1982-83, when he paced Toronto with 80 points (31G, 49A) in 80 games.

Anderson ranks 14th in Maple Leafs history with 189 goals and 20th with 393 points. He amassed 282 goals and 631 points in 814 NHL regular-season games and added 9 goals and 27 points in 37 career Stanley Cup Playoff contests.

Anderson played three years in the International Hockey League with the Fort Wayne Komets (1990-91) and San Diego Gulls (1992-94). As a player/assistant coach with the Gulls, he helped propel the club to an IHL-record 62 wins and a berth in the 1993 Turner Cup Finals. Two years earlier, he tallied 40 goals and 83 points in 63 games to help the Komets reach the 1991 Turner Cup Finals.

While playing with the American Hockey League's New Haven Nighthawks in 1991-92, Anderson became the oldest player to win the league's Most Valuable Player award at age 35. He notched 41 goals and 95 points in 68 games, while capturing the AHL's Sportsmanship Award and earning a spot on the AHL First All-Star Team.

CHICAGO WOLVES COACHING STAFF



Brad Tapper
Assistant Coach

Brad Tapper enters his first season behind the bench with the Wolves after being named an assistant coach on August 26. A member of Chicago's 2002 Calder Cup squad, he brings four years of coaching experience and nine years of professional playing experience to the staff.

A forward for the Wolves from 2001-04, Tapper makes the jump to the American Hockey League in his sixth season as a coach. He previously ran the bench for one season with North York in the CCHL and served as an assistant the past four with Florida and Orlando in the ECHL.

The 36-year-old has a league championship on his coaching resume, capturing the 2012 Kelly Cup with Florida. In his four seasons in the ECHL, his teams never failed to make the postseason and posted a 158-102-9-19 record (.597). His forward corps placed in the top 10 in the league in scoring each season, including two second-place finishes, and averaged 3.41 goals per game overall.

The Scarborough, Ontario, native retired as a player in 2009 following a nine-year professional career, including parts of three seasons with the Wolves. During his tenure in Chicago, he contributed 58 points (24G, 34A) in 98 regular-season games and another 11 points (4G, 7A) in 28 postseason tilts.

In addition to his time with the Wolves, Tapper skated in 71 NHL contests with Atlanta from 2000-03, accruing 25 points (14G, 11A) in 71 games. He also suited up for Binghamton and Philadelphia in the AHL and spent seasons in the International Hockey League and German Elite League, in addition to his collegiate career at Rensselaer Polytechnic Institute.



Mark Hardy
Assistant Coach

Mark Hardy enters his first season with the Wolves after being named an assistant coach on August 26. He brings 19 years of coaching experience and 15 years of National Hockey League playing experience to the bench.

Hardy comes to the Wolves after spending the last three seasons with the ECHL's Ontario Reign. He helped the Los Angeles Kings and Winnipeg Jets affiliate earn second-place finishes in the Western Conference each season he was on staff.

The 55-year-old boasts 11 years of NHL coaching experience as well, having served on the staffs for Los Angeles (1999-2006, 2008-10) and the Chicago Blackhawks (2006-08). Hardy served as an assistant coach and defensive specialist, which included overseeing the third-best penalty killing unit in Kings history in 2001-02 (86.6 percent efficiency).

Prior to his first tenure with Los Angeles, the Samedan, Switzerland native began his coaching career as a player/coach and then assistant coach in the International Hockey League for five seasons with the Detroit Vipers (1994-95) and Long Beach Ice Dogs (1995-99).

Drafted by Los Angeles in the second round (30th overall) of the 1979 NHL Entry Draft, HARDY collected 368 points (62G, 306A) in 915 career regular-season games as a defenseman for the Kings, Minnesota North Stars, and New York Rangers. He finished his playing career with 70 points (18G, 52A) in 199 IHL games with Phoenix, Detroit, and Los Angeles.



CHICAGO WOLVES 2013-2014 STATS

No.	PLAYER	POS	GP	G	A	PTS	+/-	PIM	PP	PPA	SHG	
8	Ty Rattie		72	31	17	48	5	37	5	0	211	14.7
29	Keith Aucoin		62	11	32	43	7	24	2	1	110	10
49	Alexandre Bolduc		59	18	19	37	8	82	5	3	119	15.1
12	Pat Cannone		59	16	18	34	24	16	2	0	97	16.5
9	Shane Harper		63	13	20	33	19	8	1	0	78	16.7
13	Michael Davies		46	13	18	31	10	10	3	0	88	14.8
24	Mark Mancari		44	9	22	31	13	22	1	0	104	8.7
22	Dmitrij Jaskin		42	15	14	29	7	28	5	0	137	10.9
17	Sergey Andronov		53	13	13	26	13	24	3	0	100	13
23	Adam Cracknell		28	12	13	25	9	8	2	0	66	18.2
84	Corey Locke		36	6	19	25	1	16	2	0	68	8.8
27	Evan Oberg		60	6	19	25	22	62	4	0	97	6.2
4	Taylor Chorney		69	5	20	25	3	37	1	2	130	3.8
28	Brent Regner		63	3	21	24	6	36	1	0	104	2.9
14	Mark Cundari (total)		56	9	14	23	11	73	3	0	105	8.6
	ABB		32	4	6	10	-1	45	2	0	50	8
	CHI		24	5	8	13	12	28	1	0	55	9.1
15	Derek Nesbitt (total)		52	12	10	22	-9	16	5	0	126	9.5
	OKC		38	10	9	19	-9	16	4	0	102	9.8
	SA		5	1	0	1	2	0	0	0	7	14.3
	CHI		9	1	1	2	-2	0	1	0	17	5.9
2	Cade Fairchild		33	2	19	21	8	18	1	0	51	3.9
21	Tyler Shattock		61	6	14	20	6	38	0	0	78	7.7
26	Nathan Longpre		66	6	14	20	4	10	0	2	102	5.9
10	Chris Porter		38	7	11	18	6	37	2	1	74	9.5
32	Christian Hanson		63	5	11	16	-1	32	0	1	77	6.5
7	David Shields		55	5	10	15	10	21	0	1	38	13.2
25	Eric Selleck (total)		60	6	6	12	8	163	0	0	79	7.6
	SA		42	3	4	7	3	93	0	0	53	5.7
	CHI		18	3	2	5	5	70	0	0	26	11.5
5	Doug Janik (total)		22	2	10	12	9	16	1	0	30	6.7
	SA		13	1	7	8	4	8	1	0	17	5.9
	CHI		9	1	3	4	5	8	0	0	13	7.7
47	Cody Beach		34	5	6	11	2	109	0	0	32	15.6
38	Sebastian Wannstrom		37	5	5	10	3	20	0	1	50	10
6	Jani Hakanpaa		54	4	4	8	20	33	0	0	59	6.8
3	Joel Edmundson		64	4	4	8	14	108	0	0	116	3.4
36	Joe Corvo		10	1	4	5	1	0	1	0	10	10
10	Brett Ponich		14	0	3	3	5	26	0	0	10	0
24	Jake Chelios		4	0	1	1	-2	4	0	0	8	0
20	Yannick Veilleux		4	0	1	1	0	5	0	0	2	0
35	Jake Allen		52	0	1	1	0	2	0	0	0	0
30	Jordan Binnington		1	0	0	0	0	0	0	0	0	0
18	Christopher Caissey		1	0	0	0	0	0	0	0	1	0
18	Eric Castonguay		1	0	0	0	0	0	0	0	0	0
2	Henrik Odegaard		1	0	0	0	0	2	0	0	2	0
25	Gergo Nagy		2	0	0	0	0	0	0	0	4	0
14	Tim Miller		4	0	0	0	-2	7	0	0	7	0
2	Eric Kattelus		6	0	0	0	-1	4	0	0	5	0
33	Matt Climie		23	0	0	0	0	2	0	0	0	0

No.	GOALIE	GP	MINS	W	L	SOL	SO	EN	GA	GAA	SV%
35	Jake Allen	52	3138	33	16	3	7	106	2.03	1361	0.928
30	Jordan Binnington	1	64	1	0	0	0	3	2.78	31	0.912
33	Matt Climie	23	1417	11	10	2	0	67	2.84	600	0.900



CHICAGO WOLVES

CHICAGO WOLVES 2014-2015 SCHEDULE

Day	Date	Time	Opponent
-----	------	------	----------

OCTOBER

Sat	Oct. 11	7 p.m.	vs. Charlotte
Sun	Oct. 12	4 p.m.	vs. Charlotte
Fri	Oct. 17	7 p.m.	vs. Lake Erie
Sat	Oct. 18	7 p.m.	vs. Lake Erie
Fri	Oct. 24	7 p.m.	vs. Milwaukee
Sat	Oct. 25	7 p.m.	@ Rockford
Fri	Oct. 31	6 p.m.	@ Grand Rapids

NOVEMBER

Sat	Nov. 1	7 p.m.	vs. Milwaukee
Sun	Nov. 2	3 p.m.	@ Milwaukee
Wed	Nov. 5	10 a.m.	@ Grand Rapids
Sat	Nov. 8	7 p.m.	@ Iowa
Sun	Nov. 9	3 p.m.	@ Iowa
Wed	Nov. 12	6 p.m.	@ Utica
Fri	Nov. 14	6 p.m.	@ Utica
Sat	Nov. 15	6 p.m.	@ Rochester
Tues	Nov. 18	6 p.m.	@ Adirondack
Fri	Nov. 21	7 p.m.	@ Milwaukee
Sat	Nov. 22	7 p.m.	vs. Iowa
Sun	Nov. 23	4 p.m.	vs. Rockford
Wed	Nov. 26	7 p.m.	@ Milwaukee
Fri	Nov. 28	7 p.m.	@ Rockford
Sat	Nov. 29	7 p.m.	vs. Rockford

DECEMBER

Wed	Dec. 3	6 p.m.	@ Lake Erie
Fri	Dec. 5	6:30 p.m.	@ Lake Erie
Sun	Dec. 7	4 p.m.	@ San Antonio
Tues	Dec. 9	7 p.m.	@ San Antonio
Wed	Dec. 17	11 a.m.	vs. Adirondack
Sat	Dec. 20	7 p.m.	vs. Iowa
Sun	Dec. 21	3 p.m.	@ Iowa
Mon	Dec. 22	7 p.m.	vs. Grand Rapids
Fri	Dec. 26	7 p.m.	@ Milwaukee
Sun	Dec. 28	4 p.m.	@ Rockford
Tues	Dec. 30	7 p.m.	vs. Grand Rapids

JANUARY

Fri	Jan. 2	7 p.m.	vs. Hamilton
Sat	Jan. 3	7 p.m.	vs. Rockford
Sat	Jan. 10	6 p.m.	@ Grand Rapids
Tues	Jan. 13	7 p.m.	@ Iowa
Fri	Jan. 16	7 p.m.	vs. Lake Erie
Sat	Jan. 17	7 p.m.	vs. Rockford
Mon	Jan. 19	1 p.m.	@ Rockford

Day	Date	Time	Opponent
-----	------	------	----------

Wed	Jan. 21	6 p.m.	@ Grand Rapids
Fri	Jan. 23	7:30 p.m.	@ Grand Rapids
Sat	Jan. 24	7 p.m.	@ Texas
Fri	Jan. 30	7 p.m.	@ Rockford
Sat	Jan. 31	7 p.m.	vs. Rockford

FEBRUARY

Tues	Feb. 3	11 a.m.	vs. Rochester
Fri	Feb. 6	6 p.m.	@ Charlotte
Sat	Feb. 7	6 p.m.	@ Charlotte
Wed	Feb. 11	7 p.m.	vs. Milwaukee
Fri	Feb. 13	7 p.m.	vs. Oklahoma City
Sun	Feb. 15	4 p.m.	vs. Grand Rapids
Sat	Feb. 21	7 p.m.	vs. San Antonio
Sun	Feb. 22	3 p.m.	vs. San Antonio
Sat	Feb. 28	7 p.m.	vs. Grand Rapids

MARCH

Sun	March 1	3 p.m.	vs. Milwaukee
Fri	March 6	6:30 p.m.	@ Lake Erie
Sun	March 8	2 p.m.	@ Lake Erie
Wed	March 11	7 p.m.	vs. Utica
Sat	March 14	7 p.m.	vs. Utica
Sun	March 15	3 p.m.	vs. Rockford
Thurs	March 19	7 p.m.	vs. Texas
Sat	March 21	7 p.m.	@ Oklahoma City
Sun	March 22	4 p.m.	@ Oklahoma City
Fri	March 27	7 p.m.	@ Milwaukee
Sat	March 28	7 p.m.	vs. Milwaukee
Sun	March 29	3 p.m.	vs. Iowa

APRIL

Wed	April 1	6 p.m.	@ Toronto
Thu	April 2	6:30 p.m.	@ Hamilton
Sat	April 4	7 p.m.	vs. Texas
Tues	April 7	7 p.m.	vs. Lake Erie
Fri	April 10	7 p.m.	@ Milwaukee
Sat	April 11	7 p.m.	vs. Oklahoma City
Sun	April 12	4 p.m.	vs. Iowa
Fri	April 17	7 p.m.	@ Rockford
Sat	April 18	7 p.m.	vs. Milwaukee
Sun	April 19	4 p.m.	vs. Toronto



ALASKA ACES

724 E 15th Street
Anchorage, AK 99501

PHONE: (907) 258-2237

FAX: (907) 248-5803

Website:

www.alaskaaces.com

Arena: Sullivan Arena

Capacity: 6,251



Terry Parks	Managing Partner
Fritzi Grundhauser	Executive Assistant
Charlie Bratcher	CFO
Rob Murray	Coach
Mike Burkhead	Equip Manager
Tyson Salley	Head Athletic Trainer
Louis Mass	Assistant Coach
Mike Benton	Dir. Media Relations/Broadcaster
Anna Bosco	Director of Ticket Sales
Devon Hewlett	Promotions Director
Josh Straab	Director of Social & Digital Media
George Sandoval	VP of Sales

ALASKA ACES 2013 - 14 STATISTICS

No.	PLAYER	POS	GP	G	A	PTS	+/-	PIM	PPG	SHG	SOG
91	Peter Sivak	RW	67	31	52	83	+49	10	4	3	264
42	Nick Mazzolini	C	69	25	47	72	+37	38	5	1	190
15	Brett Findlay (total)	LW	69	22	32	54	+10	29	3	0	134
	San Francisco	LW	19	5	9	14	0	2	1	0	26
	Alaska	LW	16	8	8	16	+6	6	1	0	34
19	Evan Trupp	F	51	17	33	50	+16	24	7	1	140
9	Brendan Connolly	C	51	22	27	49	+14	109	8	1	141
44	Jordan Morrison (total)	C	69	17	28	45	0	24	2	1	131
	San Francisco	F	21	4	10	14	-3	14	1	0	34
	Alaska	C	16	3	9	12	+1	2	1	0	31
22	Mathew Sisca (total)	C	52	13	20	33	-13	12	3	0	101
	Orlando	F	4	0	1	1	-1	0	0	0	5
	Alaska	C	19	8	4	12	-8	0	3	0	46
5	Brad Richard	D	62	6	24	30	+20	52	3	0	133
14	Ross Ring-Jarvi	F	51	9	15	24	+12	18	0	1	111
6	Tim Coffman	F	35	9	13	22	+8	6	0	0	96
29	Andy Taranto	RW	39	13	7	20	+1	12	3	0	107
21	Tyler Mosenko	C	25	3	17	20	+11	10	3	0	45
4	Drew MacKenzie	D	46	3	17	20	+18	43	0	0	71
11	Tommy Mele	LW	57	11	6	17	+18	83	1	0	112
17	Zach Davies	D	31	7	10	17	+7	19	2	0	77
7	James Martin	D	51	2	15	17	+24	33	0	0	71
49	Turner Elson	LW	18	5	10	15	+10	18	0	1	56
20	Corey Syvret	D	28	2	13	15	+16	66	0	0	37
12	Jordan Kremyr	LW	36	10	4	14	+10	30	0	0	77
10	Shawn Skelly	RW	28	5	9	14	+2	4	2	0	69
25	Dustin Molle	D	50	3	11	14	+13	116	0	0	63
10	Alex Belzile (total)	RW	19	4	8	12	+2	8	1	0	51
	Gwinnett	F	2	0	0	0	0	4	0	0	8
	Alaska	RW	10	3	7	10	+2	0	1	0	28
26	Sean Curry	D	33	2	6	8	+14	42	0	1	66
24	David Eddy	RW	14	4	3	7	+2	37	0	2	26
4	Kane Lafranchise	D	14	3	3	6	+4	6	2	0	44
49	Eli Zuck	F	26	3	2	5	0	14	0	0	18
3	Ben Parker	D	41	2	3	5	+9	23	1	0	27
2	Zach McKelvie	D	22	3	1	4	+5	47	0	1	43
2	B.J. Crum	D	30	2	2	4	+6	27	2	0	27
15	Brad Gorham	D	12	1	1	2	-2	40	0	0	15
24	John Ramage	D	6	1	0	1	+1	6	0	0	7
21	Merit Waldrop	C	2	0	0	0	+1	0	0	0	8
44	Jason Cohen	D	4	0	0	0	0	4	0	0	4
10	Robert Farmer	LW	4	0	0	0	-1	7	0	0	7
10	Phillip Ischi	F	6	0	0	0	-2	0	0	0	3

No.	GOALIE	GP	MINS	W	L	OTL	SOL	SO	GA	GAA	SA	SVS	SV%
1	Connor Knapp	29	1659	11	12	3	2	0	70	2.53	879	809	.920
39	Gerald Coleman	25	1505	14	6	2	3	0	60	2.39	667	607	.910
35	Olivier Roy	20	1199	13	7	0	0	0	42	2.10	539	497	.922
1	Alex Kangas	7	383	2	2	1	1	0	18	2.82	150	132	.880
1	Aaron Crandall	6	359	4	2	0	0	0	16	2.67	159	143	.899
1	Mark Guggenberger	6	353	5	1	0	0	0	13	2.21	134	121	.903
35	Joni Ortio	4	238	3	1	0	0	0	4	1.01	71	67	.944
35	Laurent Brossiott	3	126	2	0	0	0	0	0	0.00	40	40	1.000



2014-2015 SCHEDULE

Day	Date	Time	Opponent
OCTOBER			
Tue	Oct. 7	7:15 p.m.	Indy
Wed	Oct. 8	7:15 p.m.	Indy
Fri	Oct 17	7:15 p.m.	Ontario
Sat	Oct 18	7:15 p.m.	Ontario
Sun	Oct 19	7:15 p.m.	Ontario
Thu	Oct 23	6:00 p.m.	at Bakersfield
Fri	Oct 24	6:30 p.m.	at Stockton
Sat	Oct 25	6:30 p.m.	at Stockton
NOVEMBER			
Wed	Nov. 5	7:15 pm	Bakersfield
Fri	Nov. 7	7:15 pm	Bakersfield
Sat	Nov. 8	7:15 pm	Bakersfield
Sun	Nov. 9	3:05 pm	Bakersfield
Tue	Nov. 11	5:15 pm	at Idaho
Wed	Nov. 12	5:15 pm	at Idaho
Fri	Nov. 14	7:15 pm	Stockton
Sat	Nov. 15	7:15 pm	Stockton
Sun	Nov. 16	3:05 pm	Stockton
Fri	Nov. 28	7:15 pm	Idaho
Sat	Nov. 29	7:15 pm	Idaho
DECEMBER			
Thu	Dec. 4	6:30 pm	at Stockton
Fri	Dec. 5	6:30 pm	at Stockton
Sat	Dec. 6	6:30 pm	at Stockton
Wed	Dec. 10	5:05 pm	at Utah
Fri	Dec. 12	5:15 pm	at Idaho
Sat	Dec. 13	5:15 pm	at Idaho
Wed	Dec. 17	7:15 pm	Bakersfield
Fri	Dec. 19	7:15 pm	Bakersfield
Sat	Dec. 20	7:15 pm	Bakersfield
Wed	Dec. 31	7:15 pm	Utah
JANUARY			
Fri	Jan. 2	7:15 pm	Utah
Sat	Jan. 3	7:15 pm	Utah
Wed	Jan. 7	5:05 pm	at Utah
Fri	Jan. 9	5:15 pm	at Idaho
Sat	Jan. 10	5:15 pm	at Idaho
Wed	Jan. 14	5:05 pm	at Colorado
Fri	Jan. 16	5:05 pm	at Colorado
Sat	Jan. 17	5:05 pm	at Colorado
Fri	Jan. 23	7:15 pm	Idaho
Sat	Jan. 24	7:15 pm	Idaho

Day	Date	Time	Opponent
Sun	Jan. 25	3:05 pm	Idaho
Wed	Jan. 28	6:15 pm	Colorado
Fri	Jan. 30	7:15 pm	Colorado
Sat	Jan. 31	7:15 pm	Colorado
FEBRUARY			
Fri	Feb. 6	7:15 pm	Stockton
Sat	Feb. 7	7:15 pm	Stockton
Sun	Feb. 8	3:05 pm	Stockton
Fri	Feb. 13	6:00 pm	at Ontario
Sat	Feb. 14	5:00 pm	Ontario
Sun	Feb. 15	4:30 pm	at Bakersfield
Tue	Feb. 17	6:00 pm	at Bakersfield
Fri	Feb. 20	7:15 pm	Utah
Sat	Feb. 21	7:15 pm	Utah
Sun	Feb. 22	3:05 pm	Utah
Wed	Feb. 25	5:05 pm	at Colorado
Fri	Feb. 27	5:05 pm	at Colorado
Sat	Feb. 28	5:05 pm	at Colorado
MARCH			
Mon	Mar. 2	6:00 pm	at Bakersfield
Tue	Mar 3	6:00 pm	at Ontario
Wed	Mar 11	7:15 pm	Colorado
Fri	Mar 13	7:15 pm	Colorado
Sat	Mar 14	7:15 pm	Colorado
Wed	Mar 18	6:00 pm	at Ontario
Fri	Mar 20	6:00 pm	at Ontario
Sat	Mar 21	5:00 pm	at Ontario
Tue	Mar 24	6:00 pm	at Bakersfield
Fri	Mar 27	6:30 pm	at Stockton
Sat	Mar 28	6:30 pm	at Stockton
Sun	Mar 29	3:00 pm	at Stockton
APRIL			
Wed	Apr 1	5:15 pm	at Idaho
Fri	Apr 3	5:05 pm	at Utah
Sat	Apr 4	5:05 pm	at Utah
Wed	Apr 8	7:15 pm	Bakersfield
Fri	Apr 10	7:15 pm	Bakersfield
Sat	Apr 11	7:15 pm	Bakersfield

All Times Alaska Standard Time

BLUES SEASON RECAP

FINAL STANDINGS

EASTERN CONFERENCE

WESTERN CONFERENCE

Atlantic Division

	GP	W	L	OT	GF	GA	PTS	ROW
Boston	82	54	19	9	261	177	117	51
Tampa Bay	82	46	27	9	240	215	101	38
Montreal	82	46	28	8	215	204	100	40
Detroit	82	39	28	15	222	230	93	34
Ottawa	82	37	31	14	236	265	88	30
Toronto	82	38	36	8	231	256	84	29
Florida	82	29	45	8	196	268	66	21
Buffalo	82	21	51	10	157	248	52	14

Central Division

	GP	W	L	OT	GF	GA	PTS	ROW
Colorado	82	52	22	8	250	220	112	47
St. Louis	82	52	23	7	248	191	111	43
Chicago	82	46	21	15	267	220	107	40
Minnesota	82	43	27	12	207	206	98	35
Dallas	82	40	31	11	235	228	91	36
Nashville	82	38	32	12	216	242	88	36
Winnipeg	82	37	35	10	227	237	84	29

Metropolitan Division

	GP	W	L	OT	GF	GA	PTS	ROW
Pittsburg	82	51	24	7	249	207	109	44
NY Rangers	82	45	31	6	218	193	96	41
Philadelphia	82	42	30	10	236	235	94	39
Columbus	82	43	32	7	231	216	93	38
Washington	82	38	30	14	235	240	90	28
New Jersey	82	35	29	18	197	208	88	35
Carolina	82	36	35	11	207	230	83	34
NY Islanders	82	34	37	11	225	267	79	25

Pacific Division

	GP	W	L	OT	GF	GA	PTS	ROW
Anaheim	82	54	20	8	266	209	116	51
San Jose	82	51	22	9	249	200	111	41
Los Angeles	82	46	28	8	206	174	100	38
Phoenix	82	37	30	15	216	231	89	31
Vancouver	82	36	35	11	196	223	83	31
Calgary	82	35	40	7	209	241	77	28
Edmonton	82	29	44	9	203	270	67	25

TEAM STANDINGS BY CONFERENCE

EASTERN CONFERENCE

	GP	W	L	OT	GF	GA	PTS	ROW
Boston	82	54	19	9	261	177	117	51
Philadelphia	82	51	24	7	249	207	109	44
Tampa Bay	82	46	27	9	240	215	101	38
Montreal	82	46	28	8	215	204	100	40
NY Rangers	82	45	31	6	218	193	96	41
Philadelphia	82	42	30	10	236	235	94	39
Columbus	82	43	32	7	231	216	93	38
Detroit	82	39	28	15	222	230	93	34
Washington	82	38	30	14	235	240	90	28
New Jersey	82	35	29	18	197	208	88	35
Ottawa	82	37	31	14	236	265	88	30
Toronto	82	38	36	8	231	256	84	29
Carolina	82	36	35	11	207	230	83	34
NY Islanders	82	34	37	11	225	267	79	25
Florida	82	29	45	8	196	268	66	21
Buffalo	82	21	51	10	157	248	52	14

WESTERN CONFERENCE

	GP	W	L	OT	GF	GA	PTS	ROW
Anaheim	82	54	20	8	266	209	116	51
Colorado	82	52	22	8	250	220	112	47
St. Louis	82	52	23	7	248	191	111	43
San Jose	82	51	22	9	249	200	111	41
Chicago	82	46	21	15	267	220	107	40
Los Angeles	82	46	28	8	206	174	100	38
Minnesota	82	43	27	12	207	206	98	35
Dallas	82	40	31	11	235	228	91	36
Phoenix	82	37	30	15	216	231	89	31
Nashville	82	38	32	12	216	242	88	36
Winnipeg	82	37	35	10	227	237	84	29
Vancouver	82	36	35	11	196	223	83	31
Calgary	82	35	40	7	209	241	77	28
Edmonton	82	29	44	9	203	270	67	25



LEAGUE LEADERS

NHL SCORING LEADERS

PLAYER	TEAM	GP	G	A	PTS	+/-	PIM	PP	SH	GW	S	PCTG
Sidney Crosby	Pittsburgh	80	36	68	104	18	46	11	0	5	259	13.9
Ryan Getzlaf	Anaheim	77	31	56	87	28	31	5	0	7	204	15.2
Claude Giroux	Philadelphia	82	28	58	86	7	46	7	0	7	223	12.6
Tyler Seguin	Dallas	80	37	47	84	16	18	11	0	8	294	12.6
Corey Perry	Anaheim	81	43	39	82	32	65	8	0	9	280	15.4
Phil Kessel	Toronto	82	37	43	80	-5	27	8	0	6	305	12.1
Taylor Hall	Edmonton	75	27	53	80	-15	44	7	0	1	250	10.8
Alex Ovechkin	Washington	78	51	28	79	-35	48	24	0	10	386	13.2
Joe Pavelski	San Jose	82	41	38	79	23	32	16	1	3	225	18.2
Jamie Benn	Dallas	81	34	45	79	21	64	5	1	3	279	12.2
Nicklas Backstrom	Washington	82	18	61	79	-20	54	6	1	1	196	9.2
Patrick Sharp	Chicago	82	34	44	78	13	40	10	0	3	313	10.9
Joe Thornton	San Jose	82	11	65	76	20	32	2	0	3	122	9.0
Erik Karlsson	Ottawa	82	20	54	74	-15	36	5	0	1	257	7.8
Evgeni Malkin	Pittsburgh	60	23	49	72	10	62	7	0	3	191	12.0

DEFENSEMEN SCORING LEADERS

PLAYER	TEAM	GP	G	A	PTS	+/-	PIM	PP	SH	GW	S	PCTG
Erik Karlsson	Ottawa	82	20	54	74	-15	36	5	0	1	257	7.8
Duncan Keith	Chicago	79	6	55	61	22	28	3	0	3	198	3.0
Shea Weber	Nashville	79	23	33	56	-2	52	12	0	4	195	11.8
Dustin Byfuglien	Winnipeg	78	20	36	56	-20	86	8	0	1	256	7.8
Victor Hedman	Tampa Bay	75	13	42	55	5	53	3	0	2	170	7.6

GOAL SCORING

PLAYER	TEAM	GP	G
Alex Ovechkin	Washington	78	51
Corey Perry	Anaheim	81	43
Joe Pavelski	San Jose	82	41
Max Pacioretty	Montreal	73	39
Tyler Seguin	Dallas	80	37
Phil Kessel	Toronto	82	37
Sidney Crosby	Pittsburgh	80	36
Chris Kunitz	Pittsburgh	78	35
Jamie Benn	Dallas	81	34
Patrick Sharp	Chicago	82	34

ASSISTS

PLAYER	TEAM	GP	A
Sidney Crosby	Pittsburgh	80	68
Joe Thornton	San Jose	82	65
Nicklas Backstrom	Washington	82	61
Claude Giroux	Philadelphia	82	58
Ryan Getzlaf	Anaheim	77	56
Duncan Keith	Chicago	79	55
Erik Karlsson	Ottawa	82	54
Taylor Hall	Edmonton	75	53
David Krejci	Boston	80	50
Evgeni Malkin	Pittsburgh	60	49

POWER PLAY GOALS

PLAYER	TEAM	GP	PPG
Alex Ovechkin	Washington	78	24
Joe Pavelski	San Jose	82	16
Wayne Simmonds	Philadelphia	82	15
Zach Parise	Minnesota	67	14
Chris Kunitz	Pittsburgh	78	13

SHORT HAND GOALS

PLAYER	TEAM	GP	SHG
Brad Marchand	Boston	82	5
*Tyler Johnson	Tampa Bay	82	5
Mikael Backlund	Calgary	76	4
Matt Read	Philadelphia	75	4
Jaden Schwartz	St. Louis	80	3

*Denotes Rookie

SEASON RECAP

LEAGUE LEADERS

POWER PLAY ASSISTS

PLAYER	TEAM	GP	PPA
Nicklas Backstrom	Washington	82	38
Claude Giroux	Philadelphia	82	30
Keith Yandle	Phoenix	82	28
Sidney Crosby	Pittsburgh	80	27
Erik Karlsson	Ottawa	82	26

SHORT HAND ASSISTS

PLAYER	TEAM	GP	SHA
Victor Hedman	Tampa Bay	75	6
Patrik Elias	New Jersey	65	4
Sean Couturier	Philadelphia	82	4
Lee Stempniak	Calgary, Pittsburgh	38	2
Saku Koivu	Anaheim	65	3

POWER PLAY POINTS

PLAYER	TEAM	GP	PPP
Nicklas Backstrom	Washington	82	44
Alex Ovechkin	Washington	78	39
Sidney Crosby	Pittsburgh	80	38
Claude Giroux	Philadelphia	82	37
Joe Pavelski	San Jose	82	31

SHORT HAND POINTS

PLAYER	TEAM	GP	SHP
*Tyler Johnson	Tampa Bay	62	6
Patrik Elias	New Jersey	65	6
Victor Hedman	Tampa Bay	75	6
Brad Marchand	Boston	82	5
Andrew Cogliano	Anaheim	82	5

GAME WINNING GOALS

PLAYER	TEAM	GP	GW
Max Pacioretty	Montreal	73	11
Alex Ovechkin	Washington	78	10
Alexander Steen	St. Louis	68	9
Rick Nash	NY Rangers	65	9
Corey Perry	Anaheim	81	9

SHOTS ON GOAL

PLAYER	TEAM	GP	S
Alex Ovechkin	Washington	78	386
Patrick Sharp	Chicago	82	313
Phil Kessel	Toronto	82	305
Tyler Seguin	Dallas	80	294
Patrick Marleau	San Jose	82	285

SHOOTING PERCENTAGE (MIN 50 SHOTS)

PLAYER	TEAM	GP	G	S	PCTG
Tyler Bozak	Toronto	58	19	90	21.1
Steven Stamkos	Tampa Bay	37	25	124	20.2
Valtteri Filppula	Tampa Bay	75	25	131	19.1
Gustav Nyquist	Detroit	57	28	153	18.3
Joe Pavelski	San Jose	82	41	225	18.2

PLUS/MINUS

PLAYER	TEAM	GP	+/-
David Krejci	Boston	80	39
Patrice Bergeron	Boston	80	38
Brad Marchand	Boston	82	36
Jarome Iginla	Boston	78	34
Anze Kopitar	Los Angeles	82	34

*Denotes Rookie



2013-14 ST. LOUIS BLUES FINAL SCORING

POS	PLAYER	GP	G	A	PTS	PIM	+/-	SH	PP	GW	S	S%	TOI
L	Alexander Steen	68	33	29	62	46	17	7	1	9	211	15.6	20:16
R	TJ Oshie	79	21	39	60	42	19	5	2	5	152	13.8	18:59
C	David Backes	74	27	30	57	119	14	10	0	5	165	16.4	19:32
L	Jaden Schwartz	80	25	31	56	27	28	5	3	1	188	13.3	17:31
D	Alex Pietrangelo	81	8	43	51	32	20	2	0	1	164	4.9	25:21
D	Kevin Shattenkirk	81	10	35	45	38	1	7	0	5	188	5.3	20:34
R	Vladimir Tarasenko	64	21	22	43	16	20	5	0	3	136	15.4	15:10
C	Derek Roy	75	9	28	37	30	-1	4	0	2	114	7.9	13:37
D	Jay Bouwmeester	82	4	33	37	20	26	1	0	0	152	2.6	24:02
L	Vladimir Sobotka	61	9	24	33	72	14	1	0	1	102	8.8	16:44
C	Patrik Berglund	78	14	18	32	38	10	2	0	2	144	9.7	16:10
R	Chris Stewart	58	15	11	26	112	2	3	0	3	107	14.0	13:41
L	Brenden Morrow	71	13	12	25	76	1	4	0	3	56	23.2	11:54
C	Maxim Lapierre	71	9	6	15	78	-3	0	0	1	78	11.5	11:10
D	Barret Jackman	79	3	12	15	97	11	0	0	1	83	3.6	17:55
D	Roman Polak	72	4	9	13	71	3	0	0	0	83	4.8	17:20
L	Magnus Paajarvi	55	6	6	12	6	-6	0	0	1	60	10.0	10:14
D	Ian Cole	46	3	8	11	31	15	0	0	0	45	6.7	15:05
R	Ryan Reaves	63	2	6	8	126	-1	0	0	0	25	8.0	8:31
D	Jordan Leopold	27	1	5	6	6	1	0	0	0	40	2.5	15:35
D	Carlo Colaiacovo	25	1	3	4	18	-4	0	0	0	18	5.6	15:09
C	Steve Ott	23	0	3	3	37	-12	0	0	0	28	0.0	14:27
R	*Dmitrij Jaskin	18	1	1	2	8	-3	0	0	0	18	5.6	10:37
R	Adam Cracknell	19	0	2	2	0	0	0	0	0	16	0.0	8:10
L	Chris Porter	22	0	1	1	0	-3	0	0	0	24	0.0	10:22
C	Keith Aucoin	2	0	0	0	0	-3	0	0	0	1	0.0	13:18
R	*Ty Rattie	2	0	0	0	0	-2	0	0	0	4	0.0	11:03

GOALTENDER	GP	W	L	OT	SO	GAA	SV%	GA	SA	MINS	G	A	PIM
Jaroslav Halak	40	24	9	4	4	2.23	0.917	83	1002	2,238:03	0	1	0
Brian Elliot	31	18	6	2	4	1.96	0.922	53	681	1,624:19	0	2	0
Ryan Miller	19	10	8	1	1	2.47	0.903	46	474	1,116:30	0	0	0

*Denotes Rookie

SEASON RECAP

HOME AND ROAD SCORING

PLAYER	POS	HOME					ROAD					TOTAL				
		GP	G	A	P	+/-	GP	G	A	P	+/-	GP	G	A	P	+/-
TJ Oshie	R	39	15	25	40	18	40	6	14	20	1	79	21	39	60	19
Alexander Steen	L	34	20	16	36	12	34	13	13	26	5	68	33	29	62	17
Alex Pietrangelo	D	40	4	27	31	18	41	4	16	20	2	81	8	43	51	20
Jaden Schwartz	L	40	13	18	31	20	40	12	13	25	8	80	25	31	56	28
David Backes	C	37	14	16	30	8	37	13	14	27	6	74	27	30	57	14
Vladimir Tarasenko	R	32	12	12	24	13	32	9	10	19	7	64	21	22	43	20
Jay Bouwmeester	D	41	3	20	23	18	41	1	13	14	8	82	4	33	37	26
Kevin Shattenkirk	D	40	2	21	23	5	41	8	14	22	-4	81	10	35	45	1
Derek Roy	C	39	7	13	20	-2	36	2	15	17	1	75	9	28	37	-1
Patrik Berglund	C	40	6	13	19	7	38	8	5	13	3	78	14	18	32	10
Vladimir Sobotka	L	30	6	13	19	14	31	3	11	14	0	61	9	24	33	14
Brenden Morrow	L	37	10	6	16	3	34	3	6	9	-2	71	13	12	25	1
Maxim Lapierre	C	36	8	4	12	6	35	1	2	3	-9	71	9	6	15	-3
Barret Jackman	D	39	2	7	9	7	40	1	5	6	4	79	3	12	15	11
Chris Stewart	R	30	4	5	9	-1	28	11	6	17	3	58	15	11	26	2
Ian Cole	D	24	0	6	6	7	22	3	2	5	8	46	3	8	11	15
Magnus Paajarvi	L	25	1	5	6	-4	30	5	1	6	-2	55	6	6	12	-6
Roman Polak	D	38	4	2	6	7	34	0	7	7	-4	72	4	9	13	3
Ryan Reaves	R	33	2	3	5	1	30	0	3	3	-2	63	2	6	8	-1
Carlo Colaiacovo	D	9	0	3	3	0	16	1	0	1	-4	25	1	3	4	-4
Jordan Leopold	D	16	1	2	3	2	11	0	3	3	-1	27	1	5	6	1
*Dimitrij Jaskin	R	9	1	1	2	1	9	0	0	0	-4	18	1	1	2	-3
Adam Cracknell	R	8	0	1	1	0	11	0	1	1	0	19	0	2	2	0
Chris Porter	L	9	0	1	1	-1	13	0	0	0	-2	22	0	1	1	-3
Steve Ott	C	11	0	1	1	-4	12	0	2	2	-8	23	0	3	3	-12
*Ty Rattie	R	1	0	0	0	0	1	0	0	0	-2	2	0	0	0	-2
Keith Aucoin	C	1	0	0	0	-2	1	0	0	0	-1	2	0	0	0	-3

*Denotes Rookie



ST. LOUIS BLUES

ST. LOUIS BLUES 2013-14 GAME-BY-GAME RESULTS

#	DATE	TEAM	SCORE	REC	PP	PK	SCORERS	SF	SA	GOALIES	ATT.
1	10/3	NSH	4-2 W	1-0-0	2-4	4-4	42ppg,17,74,20ppg	28	30	Halak	18851
2	10/5	FLA	7-0 W	2-0-0	1-4	7-7	10ppg,91,9,12,20ps,75,21	34	19	Halak	16264
3	10/9	CHI	3-2 W	3-0-0	1-2	0-2	91,42ppg,20	34	28	Halak	16565
4	10/12	NYR	5-3 W	4-0-0	2-6	3-5	20,42,12ppg,42,91ppg	34	29	Halak	18130
5	10/15	SJS	2-6 L	4-1-0	0-4	4-7	91, 46	27	39	Halak/Elliott	14503
6	10/17	@ CHI	3-2 SOW	5-1-0	1-3	4-4	42ppg,20,74^	28	29	Halak	
7	10/18	@ WPG	3-4 SOL	5-1-1	0-3	2-2	42, 20, 20	32	29	Elliott	
8	10/25	VAN	2-3 OTL	5-1-2	1-2	2-3	20ppg, 17	24	21	Halak	17604
9	10/26	@ NSH	6-1 W	6-1-2	2-5	3-3	20ppg,74,9,20,12,27ppg	30	23	Halak	
10	10/29	WPG	3-2 W	7-1-2	1-6	4-5	10,27,20ppg	33	23	Halak	15287
11	11/1	@ FLA	4-0 W	8-1-2	1-4	2-2	12,25,27ppg,20	23	31	Elliott	
12	11/2	@ TBL	2-4 L	8-2-2	0-3	3-3	27, 9	30	25	Halak	
13	11/5	@ MTL	3-2 SOW	9-2-2	0-4	1-1	20, 25, 74^	32	27	Halak	
14	11/7	CGY	3-2 W	10-2-2	1-3	6-6	91ppg, 40, 20	27	20	Elliott	14877
15	11/9	PIT	2-1 W	11-2-2	0-3	1-2	75, 22	32	20	Halak	18685
16	11/12	PHX	2-3 OTL	11-2-3	0-1	1-1	40, 46	39	19	Halak	15678
17	11/14	COL	7-3 W	12-2-3	3-4	3-4	12ppg,42ppg,20,91,25ppg,20,19	29	24	Halak	14190
18	11/16	CAR	4-2 W	13-2-3	1-5	4-4	46,42,20,74ppg(en)	32	20	Elliott	17936
19	11/17	@ WSH	1-4 L	13-3-3	1-5	3-4	17ppg	47	20	Halak/Elliott	
20	11/19	@ BUF	4-1 W	14-3-3	1-3	2-2	10,91ppg,10,56	31	24	Halak	
21	11/21	@ BOS	3-2 SOW	15-3-3	0-1	1-1	12, 42, 12^	26	31	Halak	
22	11/23	DAL	6-1 W	16-3-3	1-3	3-3	7,91,42,12ppg,25,74	25	35	Elliott	18037
23	11/25	MIN	3-0 W	17-3-3	0-3	3-3	17, 20, 20en	21	22	Halak	15832
24	11/27	@ COL	4-1 W	18-3-3	1-1	4-4	42,20ppg,9shg,25en	35	26	Halak	
25	11/29	@ SJS	3-6 L	18-4-3	1-7	5-7	28, 42ppg, 9	24	32	Elliott/Halak	
26	12/2	@ LAK	2-3 L	18-5-3	0-3	2-2	22, 91	27	23	Halak	
27	12/5	NYI	5-1 W	19-5-3	3-6	2-3	19ppg,12ppg,42ppg,56,10	26	23	Halak	14152
28	12/7	ANA	2-5 L	19-6-3	0-5	1-2	9, 21	28	23	Halak/Elliott	17646
29	12/10	@ WPG	2-1 W	20-6-3	1-3	3-4	20, 22ppg	20	21	Elliott	
30	12/12	TOR	6-3 W	21-6-3	0-3	3-3	42, 9, 12, 25, 20, 42	36	22	Elliott	16073
31	12/14	@ CBJ	4-3 OTW	22-6-3	1-3	6-7	91, 91ppg, 25, 42ot	31	33	Halak	
32	12/16	@ OTT	2-3 OTL	22-6-4	0-2	3-3	25, 25	32	32	Elliott	
33	12/17	SJS	2-4 L	22-7-4	0-3	3-3	22, 19	22	27	Halak	16323
34	12/19	MTL	5-1 W	23-7-4	0-6	4-4	20shg, 20, 25, 9, 40	29	26	Halak	17189
35	12/21	@ EDM	6-0 W	24-7-4	1-5	4-4	25,10,25,9,25ppg,21	33	23	Elliott	
36	12/23	@ CGY	3-4 SOL	24-7-5	1-4	3-5	22ppg, 9, 56	35	29	Halak	
37	12/28	CHI	6-5 SOW	25-7-5	1-4	0-1	40,9,26,91,21ppg,22^	25	32	Halak/Elliott	20082
38	12/29	@ DAL	3-2 OTW	26-7-5	2-2	4-5	9ppg, 74, 22	22	30	Elliott	
39	12/31	@ MIN	2-1 W	27-7-5	0-1	3-3	74, 9	23	25	Elliott	
40	1/2	LAK	5-0 W	28-7-5	2-5	6-6	10ppg,74ppg,74,91,5	26	30	Elliott	19839
41	1/4	CBJ	6-2 W	29-7-5	0-1	1-1	21, 17, 40, 21, 9, 27	37	24	Elliott	19611
42	1/7	@ EDM	5-2 W	30-7-5	2-3	0-0	25ppg, 40, 42ppg, 91, 21en	30	18	Elliott	
43	1/9	@ CGY	5-0 W	31-7-5	2-6	6-6	25, 17, 28, 21ppg, 91ppg	29	33	Halak	
44	1/10	@ VAN	1-2 L	31-8-5	0-1	2-2	27	31	22	Elliott	
45	1/14	PHX	2-1 W	32-8-5	1-3	2-3	74, 74 ppg	18	21	Halak	16571
46	1/16	LAK	1-4 L	32-9-5	0-4	5-5	74ps	29	31	Halak	19374
47	1/18	ANA	2-3 L	32-10-5	1-4	2-3	5, 9ppg	36	21	Elliott	19910
48	1/20	@ DET	4-1 W	33-10-5	1-5	5-6	56, 5, 22ppg, 19	39	23	Halak	
49	1/21	@ NJD	1-7 L	33-11-5	0-3	1-4	20	27	23	Elliott/Halak	
50	1/23	@ NYR	2-1 W	34-11-5	1-2	3-3	20, 22ppg	25	35	Halak	
51	1/25	@ NYI	4-3 SOW	35-11-5	0-2	5-5	91, 91, 74, 22^	35	36	Halak	
52	1/28	NJD	3-0 W	36-11-5	1-4	4-4	20, 10ppg, 40en	25	23	Halak	16099
53	1/31	@ CAR	1-3 L	36-12-5	1-4	3-4	42ppg	28	31	Halak	
54	2/1	NSH	4-3 SOW	37-12-5	1-3	1-1	9ppg, 42, 91, 91^	34	31	Elliott	19358
55	2/4	OTT	4-5 SOL	37-12-6	0-7	1-1	10, 74, 42, 33	50	31	Halak	14758
56	2/6	BOS	3-2 OTW	38-12-6	0-3	4-4	20, 9, 74ot	27	38	Halak	19671
57	2/8	WPG	4-3 SOW	39-12-6	0-8	4-5	10, 12, 9, 74^	26	31	Elliott	19052
58	2/26	@ VAN	0-1 L	39-13-6	0-3	4-4		20	5	Halak	
59	2/28	@ ANA	0-1 L	39-14-6	0-3	3-3		18	19	Elliott	
60	3/2	@ PHX	4-2 W	40-14-6	1-3	3-3	21, 56, 22ppg, 21	30	25	Miller	
61	3/4	TBL	4-2 W	41-14-6	0-2	3-4	21, 74shg, 20, 91en	29	17	Miller	18602
62	3/6	@ NSH	2-1 W	42-14-6	0-2	4-4	28, 56	22	21	Miller	
63	3/8	@ COL	2-1 W	43-14-6	0-1	3-3	42, 21	25	27	Miller	
64	3/9	@ MIN	3-2 SOW	44-14-6	1-2	3-3	74ppg, 13, 74^	22	19	Elliott	

SEASON RECAP

#	DATE	TEAM	SCORE	REC	PP	PK	SCORERS	SF	SA	GOALIES	ATT.
65	3/11	DAL	2-3 SOL	44-17-7	0-3	1-2	27, 46	30	30	Miller	16763
66	3/13	EDM	6-2 W	45-14-7	1-5	3-3	17, 91, 27, 9, 74ppg, 9	37	25	Miller	18084
67	3/15	@ NSH	4-1 W	46-14-7	0-1	3-3	21, 21, 91, 20	26	31	Miller	
68	3/17	WPG	3-1 W	47-14-7	1-3	1-1	10, 42ppg, 42en	25	17	Miller	16665
69	3/19	@ CHI	0-4 L	47-15-7	0-3	1-3		23	30	Miller/Elliott	
70	3/22	@ PHI	1-4 L	47-16-7	0-6	4-5	9shg	33	19	Miller	
71	3/23	@ PIT	1-0 W	48-16-7	0-2	5-5	42	27	33	Elliott	
72	3/25	@ TOR	5-3 W	49-16-7	1-3	2-3	74, 42ppg, 42, 20, 42en	49	25	Miller	
73	3/27	MIN	5-1 W	50-16-7	2-5	6-6	74, 74shg, 9ppg, 74, 10ppg	24	28	Miller	19646
74	3/29	DAL	2-4 L	50-17-7	2-4	3-3	20ppg, 20ppg	35	27	Miller	19703
75	4/1	PHI	1-0 SOW	51-17-7	0-3	2-2	74^	28	31	Miller	18647
76	4/3	BUF	2-1 W	52-17-7	0-2	2-3	40, 10	28	25	Elliott	16146
77	4/5	COL	0-4 L	52-18-7	0-4	6-8		31	29	Miller	19153
78	4/6	@ CHI	2-4 L	52-19-7	1-4	4-4	9ppg, 17	23	35	Elliott	
79	4/8	WSH	1-4 L	52-20-7	0-4	2-4	40	29	22	Miller	17447
80	4/10	@ MIN	2-4 L	52-21-7	1-4	4-4	22ppg, 9shg	45	15	Miller/Elliott	
81	4/11	@ DAL	0-3 L	52-22-7	0-2	4-5		22	40	Miller	
82	4/13	DET	0-3 L	52-23-7	0-3	4-4		23	21	Miller	18430

MID-SEASON TOTALS

RECORD

W	L	OTL	PTS	SF/SA	PP	PK
30	7	5	65	1239/1087	36-148	123-145

SEASON TOTALS

RECORD

W	L	OTL	PTS	SF/SA	PP	PK
52	23	7	111	2402/2163	56-283	251-293

Game winning goal in bold

2013-14 Total Home Attendance: 717, 433

2013-14 Average Home Attendance: 17,498

2013-14 Home Sellouts (19,150 capacity): 10

* Denotes home sellout

(^) Denotes game-winning shootout goal, Only counts as a team goal



2013-14 ST. LOUIS BLUES RESULTS VS. EACH NHL TEAM

WESTERN CONFERENCE (29-16-5)

CENTRAL DIVISION (21-6-2)

Chicago (3-2-0)

10/9 H 3-2 W
 10/17 A 3-2 SOW
 12/28 H 6-5 SOW
 3/19 A 0-4 L
 4/6 A 2-4 L

Colorado (3-1-0)

11/14 H 7-3 W
 11/27 A 4-1 W
 3/8 A 2-1 W
 4/5 H 0-4 L

Dallas (2-2-1)

11/23 H 6-1 W
 12/29 A 3-2 OTW
 3/11 H 2-3 SOL
 3/29 H 2-4 L
 4/11 A 0-3 L

Minnesota (4-1-0)

11/25 H 3-0 W
 12/31 A 2-1 W
 3/9 A 3-2 SOW
 3/27 H 5-1 W
 4/10 A 2-4 L

Nashville (5-0-0)

10/3 H 4-2 W
 10/26 A 6-1 W
 2/1 H 4-3 SOW
 3/6 A 2-1 W
 3/15 A 4-1 W

Winnipeg (4-0-1)

10/18 A 3-4 SOL
 10/29 H 3-2 W
 12/10 A 2-1 W
 2/8 H 4-3 SOW
 3/17 H 3-1 W

PACIFIC DIVISION (8-10-3)

Anaheim (0-3-0)

12/7 H 2-5 L
 1/18 H 2-3 L
 2/28 A 0-1 L

Calgary (2-0-1)

11/7 H 3-2 W
 12/23 A 3-4 SOL
 1/9 A 5-0 W

Edmonton (3-0-0)

12/21 A 6-0 W
 1/7 A 5-2 W
 3/13 H 6-2 W

L.A. (1-2-0)

12/2 A 2-3 L
 1/2 H 5-0 W
 1/16 H 1-4 L

Phoenix (2-0-1)

11/12 H 2-3 OTL
 1/14 H 2-1 W
 3/2 A 4-2 W

San Jose (0-3-0)

10/15 H 2-6 L
 11/29 A 3-6 L
 12/17 H 2-4 L

Vancouver (0-2-1)

10/25 H 2-3 OTL
 1/10 A 1-2 L
 2/26 A 0-1 L

EASTERN CONFERENCE (23-7-2)

METROPOLITAN DIVISION (11-5-0)

Carolina (1-1-0)

11/16 H 4-2 W
 1/31 A 1-3 L

Columbus (2-1-0)

12/14 A 4-3 OTW
 1/4 H 6-2 W

New Jersey (1-1-0)

1/21 A 1-7 L
 1/28 H 3-0 W

NY Islanders (2-0-0)

12/5 H 5-1 W
 1/25 A 4-3 SOW

NY Rangers (2-0-0)

10/12 H 2-1 W
 1/23 A 1-0 W

Philadelphia (1-1-0)

3/22 A 1-4 L
 4/1 H 1-0 SOW

Pittsburgh (2-0-0)

11/9 H 2-1 W
 3/23 A 1-0 W

Washington (0-2-0)

11/17 A 1-4 L
 4/8 H 1-4 L

ATLANTIC DIVISION (12-2-2)

Boston (2-0-0)

11/21 A 3-2 SOW
 2/6 H 3-2 OTW

Buffalo (2-0-0)

11/19 A 4-1 W
 4/3 H 2-1 W

Detroit (1-1-0)

1/20 A 4-1 W
 4/13 H 0-3 L

Florida (2-0-0)

10/5 H 7-0 W
 11/1 A 4-0 W

Montreal (2-0-0)

11/5 A 3-2 SOW
 12/19 H 5-1 W

Ottawa (0-0-2)

12/16 A 2-3 OTL
 2/4 H 4-5 SOL

Tampa Bay (1-1-0)

11/2 A 2-4 L
 3/4 H 4-2 W

Toronto (2-0-0)

12/12 H 6-3 W
 3/25 A 5-3 W

SEASON RECAP

2013-14 SEASON HIGH'S & LOW'S

BLUES' MOST – ONE PERIOD

Goals	4 – 5x, last Mar. 13 vs. EDM (3rd per.)
Goals Allowed	4 – Nov. 29 at SJS (1st per.)
Shots	23 – 2x, last Mar. 25 at TOR (1st per.)
Shots Allowed	21 – Apr. 11 at DAL (2nd per.)

BLUES' FEWEST – ONE PERIOD

Shots	1 – Nov. 25 vs. MIN (3rd per.)
Shots Allowed	2 – 2x, last Apr. 8 vs. WSH (3rd per.)

BLUES' MOST – ONE GAME

Goals	7 – 2x, last Nov. 14 vs. COL
Goals Allowed	7 – Jan. 21 at NJD
Shots	50 – Feb. 4 vs. OTT
Shots Allowed	40 – Apr. 11 at DAL
Power Play Goals	3 – 2x, last Dec. 5 vs. NYI
Power Play Goals Allowed	3 – 2x, last Jan. 21 at NJD
Shorthanded Goals	1 – 5x, last Apr. 10 at MIN
Shorthanded Goals Allowed	2 – Nov. 16 vs. CAR
Penalty Minutes	99 – Apr. 5 vs. COL
Penalty Minutes, Opponents	68 – Apr. 5 vs. COL
Penalty Minutes, Both Teams	167 – Apr. 5 vs. COL

BLUES' FEWEST – ONE GAME

Shots	18 – 2x, last Feb. 28 at ANA
Shots Allowed	15 – Apr. 10 at MIN

BLUES' LARGEST – ONE GAME

Margin of Victory	7 – 10/15/13 vs. FLA (7-0)
Margin of Defeat	6 – 1/21/14 at NJD (1-7)

BLUES' LONGEST - SEASON

Winning Streak	
Home	5 – 2x, last 12/19/13 – 1/14/14
Road	5 – 3/2/12 – 3/15/14
Losing Streak	
Home	3 – 4/5/14 – 4/13/14
Road	3 – 2x, last 4/6/14 – 4/11/14
Point Streak	
Home	10 – 2x, last 1/28/14 – 3/27/14
Road	9 – 12/10/13 – 1/9/14



2013-14 SEASON HIGH'S & LOW'S

INDIVIDUAL MOST – ONE PERIOD

Goals	2 – 9x, last was T.J. Oshie, 3/27/14 vs. MIN
Assists	3 – Alexander Steen, 10/12/13 vs. NYR
Points	3 – Alexander Steen, 10/12/13 vs. NYR (3a)

INDIVIDUAL MOST – ONE GAME

Goals	3 – 3x, last T.J. Oshie, 3/27/14 vs. MIN
Assists	4 – T.J. Oshie, 11/14/13 vs. COL
Points	4 – 3x, last Chris Stewart, 12/21/13 at EDM
Shots	9 – Vladimir Sobotka, 11/17/13 at WSH
Saves	37 – Ryan Miller, 4/11/14 at DAL
PIM	20 – 2x, last Ryan Reaves 3/13/14 vs. EDM

INDIVIDUAL LONGEST – SEASON

Goals Streak	6 games – 2x, last was Jaden Schwartz, 12/19/13 – 12/31/13
Assists Streak	7 games – Kevin Shattenkirk, 10/25/13– 11/17/13
Points Streak	13 games – Alexander Steen, 10/17/13 – 11/16/13

SEASON RECAP

INDIVIDUAL - GAME BY GAME

DATE	OPPONENT	JACKMAN #5	SCHWARTZ #9	MORROW #10	ROY #12	COLAIACOVO #13	AJCOIN #15	SOBOTKA #17
Oct 3	Vs NSH	0-0 0/0 18:10	0-0 0/0 15:53	0-0 2/-1 11:32	0-1 1/-1 11:32		MIN	1-0 2/1 12:57
Oct 5	Vs FLA	0-0 2/1 18:04	1-2 1/3 13:27	1-1 (W) 2/1 13:24	1-1 3/1 12:56		MIN	0-2 0/2 15:02
Oct 9	Vs CHI	0-0 1/1 17:42	0-0 4/1 18:06	0-0 1/0 11:53	0-0 4/0 15:33		MIN	0-0 3/0 14:29
Oct 12	Vs NYR	0-0 1/1 20:38	0-0 2/0 14:29	0-0 1/-1 10:38	1-1 2/-1 12:10		MIN	0-0 1/0 15:23
Oct 15	Vs S.J	0-0 1/-1 16:17	0-1 3/1 16:48	0-0 0/0 10:31	0-1 2/1 16:41		MIN	0-1 2/-1 15:39
Oct 17	@ CHI	0-0 2/-2 17:50	0-0 3/-2 19:23	0-0 0/0 10:32	0-0 0/0 13:41		MIN	0-0 2/0 17:43
Oct 18	@ WPG	DND	0-0 2/-1 17:42	DND	0-0 2/-1 15:25		MIN	0-0 2/-1 15:06
Oct 25	Vs VAN	0-0 1/-1 21:25	0-0 0/0 16:01	0-0 1/-1 9:28	0-0 1/-1 11:10		MIN	1-0 5/0 16:14
Oct 26	@ NSH	0-0 1/0 16:59	1-1 3/2 16:50	0-0 1/-1 14:39	1-0 1/1 13:52		MIN	0-1 2/1 14:36
Oct 29	Vs WPG	0-0 2/1 14:15	0-0 1/0 16:18	1-0 2/1 8:05	0-0 3/0 11:24		MIN	0-0 1/0 15:29
Nov 1	@ FLA	0-1 0/2 19:04	0-0 2/0 14:49	DND	1-0 (W) 1/1 13:55		MIN	0-1 1/1 13:37
Nov 2	@ T.B	0-0 1/0 15:45	1-0 6/0 18:02	DND	0-0 0/-2 11:29		MIN	0-0 3/-3 13:55
Nov 5	@ MTL	0-0 0/0 15:30	0-0 1/-1 18:03	INJ	0-0 1/1 14:58		MIN	0-1 2/0 15:51
Nov 7	Vs CGY	0-0 0/0 16:40	0-1 1/-1 14:35	INJ	0-0 0/0 12:01		MIN	0-0 2/1 18:42
Nov 9	Vs PIT	0-1 2/1 18:56	0-1 1/1 12:55	INJ	0-0 5/0 13:51		MIN	0-0 1/0 15:10
Nov 12	Vs PHX	0-0 1/-1 18:40	0-0 2/1 16:46	0-0 0/1 12:30	0-0 4/-1 11:27		MIN	0-0 1/-1 15:43
Nov 14	Vs COL	0-0 1/0 18:28	0-1 1/0 14:33	0-0 2/0 16:33	1-2 2/-1 12:25	DND	MIN	0-0 4/-1 16:52
Nov 16	Vs CAR	0-0 1/0 18:13	0-0 2/0 15:19	0-1 2/1 13:54	0-0 3/-1 11:16	DND	MIN	0-0 2/1 17:05
Nov 17	@ WSH	0-0 4/0 18:19	0-0 1/0 14:46	0-0 0/-1 9:53	0-0 2/-1 13:47	DND	MIN	1-0 9/0 17:43
Nov 19	@ BUF	0-0 1/1 20:15	0-1 2/-1 16:01	2-0 2/2 14:02	0-1 0/2 14:19	DND	MIN	0-0 1/-1 16:54
Nov 21	@ BOS	0-1 0/2 18:16	1-0 2/1 14:56	0-0 0/-1 13:11	0-1 3/1 15:49	DND	MIN	0-0 1/-1 17:55
Nov 23	Vs DAL	0-0 2/1 17:32	0-1 0/3 16:39	0-1 1/1 10:29	1-0 1/0 14:43	DND	MIN	1-0 1/2 14:33
Nov 25	Vs MIN	0-0 1/1 17:10	0-1 1/1 15:01	0-0 0/0 8:12	0-0 1/0 15:15	0-1 1/1 14:17	MIN	1-0 (W) 1/2 15:19
Nov 27	@ COL	0-0 0/1 20:33	0-0 1/1 16:43	0-0 1/-1 10:05	0-2 0/1 11:45	DND	MIN	0-0 1/1 18:44
Nov 29	@ S.J	0-0 0/-1 13:38	1-1 3/1 16:47	0-0 1/0 6:11	0-1 1/-1 16:24	DND	MIN	0-1 0/1 17:24
Dec 2	@ LA	0-0 0/-1 11:11	0-1 4/1 16:59	0-0 1/0 10:06	0-0 1/-1 11:27	0-0 0/-1 12:43	MIN	0-0 2/1 17:29
Dec 5	Vs NYI	0-0 0/0 16:19	0-0 1/0 17:16	1-0 2/1 11:44	1-1 (W) 3/1 12:20	DND	MIN	0-1 0/0 16:52
Dec 7	Vs ANA	0-1 1/1 17:02	1-0 1/0 17:07	0-0 0/0 13:24	0-0 4/0 17:16	DND	MIN	0-0 1/-1 15:21
Dec 10	@ WPG	0-0 0/0 19:16	0-0 3/0 17:24	0-0 1/0 10:02	0-1 1/0 11:09	DND	MIN	0-0 1/1 17:09
Dec 12	Vs TOR	0-1 0/3 17:12	1-2 4/2 16:58	0-0 1/0 11:46	1-0 2/0 14:01	DND	MIN	0-2 2/2 16:33
Dec 14	@ CBJ	0-0 1/0 18:38	0-0 3/0 18:34	0-2 1/0 10:55	0-1 5/1 14:17	DND	MIN	0-0 0/0 9:25
Dec 16	@ OTT	0-0 2/1 18:25	DND	0-1 1/1 16:47	0-2 0/1 14:42	0-0 0/-2 15:55	MIN	DND
Dec 17	Vs S.J	0-0 1/-3 12:57	DND	0-0 0/-2 17:37	0-0 3/0 16:03	0-0 0/0 5:40	MIN	DND
Dec 19	Vs MTL	0-1 0/1 16:38	1-0 2/1 16:31	0-1 0/1 13:29	0-1 1/2 16:37	DND	MIN	DND
Dec 21	@ EDM	0-1 1/1 19:42	1-1 5/2 17:36	1-0 2/1 12:35	0-2 2/1 13:55	0-0 0/2 14:26	MIN	INJ
Dec 23	@ CGY	0-0 0/1 19:40	1-0 3/1 20:47	0-1 0/0 12:12	0-0 1/0 16:18	0-0 0/0 15:26	MIN	INJ
Dec 28	Vs CHI	0-0 0/-1 18:45	1-0 3/0 23:52	0-0 0/0 15:36	DND	0-1 1/0 16:38	MIN	INJ
Dec 29	@ DAL	0-0 0/0 20:00	1-0 2/1 19:14	0-0 0/0 12:33	0-0 1/0 12:41	0-0 0/0 17:18	MIN	0-2 1/0 20:31
Dec 31	@ MIN	0-0 2/1 20:10	1-1 (W) 3/1 18:42	0-0 1/0 16:42	0-0 2/0 11:17	0-0 1/0 18:03	MIN	0-0 2/1 20:41
Jan 2	Vs LA	1-0 2/2 18:38	0-1 1/1 18:02	1-1 (W) 1/1 11:57	0-1 0/1 13:33	0-0 1/1 16:23	MIN	0-1 0/1 19:15
Jan 4	Vs CBJ	0-1 1/2 21:12	1-0 2/3 16:17	0-0 1/-1 14:22	0-0 1/-1 13:26	DND	MIN	1-1 4/2 16:30
Jan 7	@ EDM	0-0 0/0 16:52	0-0 2/0 19:50	0-0 0/1 12:33	0-1 1/-2 13:00	DND	MIN	0-2 1/2 16:23
Jan 9	@ CGY	0-1 1/2 17:24	0-0 3/1 14:23	0-1 0/1 12:46	0-1 0/1 13:00	DND	MIN	1-1 2/1 18:40
Jan 10	@ VAN	0-0 0/-1 18:23	0-0 4/0 18:39	0-0 0/-1 9:53	0-0 1/0 13:33	DND	MIN	0-0 0/0 17:11
Jan 14	Vs PHX	0-0 0/0 20:00	0-0 4/1 20:01	0-0 0/0 13:35	0-0 1/0 14:49	DND	MIN	DND
Jan 16	Vs LA	0-0 1/0 14:35	0-0 1/-3 19:54	0-0 0/-1 9:03	0-0 0/-1 12:58	DND	MIN	0-0 1/0 17:39
Jan 18	Vs ANA	1-0 2/0 17:33	1-0 3/-1 18:36	0-0 1/0 1/0 10:17	0-0 1/-1 9:47	DND	MIN	0-1 4/1 19:34
Jan 20	@ DET	1-0 (W) 1/1 18:13	0-0 2/0 16:52	0-0 0/1 10:42	0-1 2/1 14:33	DND	MIN	0-0 2/1 17:16

Skaters: Goals - Assists (Game Winning or Game Tying) Shots/(+/-) TOI
 Goalies: Goals Allowed/Shots Decision Minutes Played



INDIVIDUAL - GAME BY GAME

DATE	OPPONENT	JACKMAN #5	SCHWARTZ #9	MORROW #10	ROY #12	COLAIACOVO #13	AUCOIN #15	SOBOTKA #17
Jan 21	@ N.J	0-0 3/0 18:00	0-1 1/0 19:04	0-0 0/-2 11:32	0-0 3/-1 13:51	DND	MIN	0-0 1/0 18:18
Jan 23	@ NYR	0-0 0/0 17:42	0-1 2/1 18:23	0-0 0/0 11:47	DND	DND	MIN	0-0 0/-1 14:59
Jan 25	@ NYI	0-0 1/-1 18:56	0-0 0/-3 16:19	0-0 0/0 10:27	0-0 0/0 15:43	DND	MIN	0-0 1/3 19:44
Jan 28	Vs N.J	0-0 2/1 20:47	0-1 2/1 19:24	1-0 1/0 12:26	0-0 1/0 13:08	DND	MIN	0-0 3/0 16:07
Jan 31	@ CAR	0-0 1/0 16:44	0-0 2/0 16:03	0-0 0/0 7:43	0-1 2/-1 11:54	DND	MIN	0-0 1/-1 16:18
Feb 1	Vs NSH	0-0 0/-1 20:34	1-0 4/1 18:51	0-0 1/-1 10:45	0-1 1/2 16:23	DND	MIN	INJ
Feb 4	Vs OTT	0-1 2/-1 17:34	0-2 4/0 18:27	1-0 3/2 13:07	0-1 2/-1 17:13	DND	MIN	INJ
Feb 6	Vs BOS	0-0 1/2 20:55	1-1 2/1 18:58	0-0 0/0 9:43	0-0 2/1 14:10	DND	MIN	INJ
Feb 8	Vs WPG	0-1 1/0 21:39	1-0 3/0 18:30	1-1 1/1 13:23	1-1 3/1 18:23	DND	MIN	INJ
Feb 26	@ VAN	0-0 1/0 16:53	0-0 2/0 17:23	0-0 1/-1 13:05	0-0 2/-1 15:57	0-0 0/-1 13:40	MIN	INJ
Feb 28	@ ANA	0-0 0/0 18:08	0-0 2/0 18:08	0-0 0/0 8:47	0-0 0/0 12:34	0-0 0/-1 14:04	MIN	INJ
Mar 2	@ PHX	0-0 0/-1 16:31	0-2 3/2 18:06	0-0 0/-1 8:47	0-0 1/1 10:43	0-0 2/0 13:43	MIN	INJ
Mar 4	Vs T.B	0-0 1/1 17:01	0-2 2/1 16:15	0-0 2/0 11:19	0-0 1/0 10:42	DND	MIN	INJ
Mar 6	@ NSH	0-0 1/0 16:53	0-0 2/0 16:19	0-0 0/1 11:24	0-0 3/1 11:51	DND	MIN	INJ
Mar 8	@ COL	0-0 2/0 19:07	0-1 2/0 18:08	0-0 0/0 9:33	0-0 4/0 10:40	DND	MIN	INJ
Mar 9	@ MIN	0-0 2/-1 19:21	0-1 3/1 19:40	0-0 1/0 12:24	0-0 0/-1 13:57	1-0 1/0 12:21	MIN	INJ
Mar 11	Vs DAL	0-0 2/-1 19:08	0-0 0/-1 20:15	0-0 1/0 13:44	0-0 0/0 15:30	DND	MIN	INJ
Mar 13	Vs EDM	0-0 1/1 15:38	2-0 4/2 17:20	DND	0-0 0/0 15:22	DND	MIN	1-2 2/3 12:51
Mar 15	@ NSH	0-0 0/0 20:31	0-1 3/1 19:55	0-0 2/1 11:12	DND	DND	MIN	0-0 0/0 17:13
Mar 17	Vs WPG	0-0 0/0 21:24	0-0 5/0 16:53	1-0 3/1 12:49	0-1 1/0 14:12	DND	MIN	0-0 1/1 15:56
Mar 19	@ CHI	0-0 0/0 17:59	0-0 0/0 16:24	0-0 0/-1 11:49	0-0 1/0 14:07	DND	MIN	0-0 0/-1 16:37
Mar 22	@ PHI	0-0 1/-1 15:22	1-0 7/0 18:40	DND	0-0 4/0 13:19	0-0 1/0 13:51	MIN	0-1 1/-1 18:44
Mar 23	@ PIT	0-0 2/0 20:20	0-0 3/0 18:46	0-0 1/0 13:04	DND	0-0 0/0 13:33	MIN	0-0 0/0 16:58
Mar 25	@ TOR	0-1 3/2 18:10	0-0 2/-1 15:40	0-0 1/-1 13:10	DND	0-0 3/1 15:22	MIN	0-0 3/-2 17:19
Mar 27	Vs MIN	0-0 2/1 17:27	1-0 4/0 17:31	1-0 2/0 11:46	0-0 0/0 11:14	0-1 0/0 15:25	MIN	0-1 1/0 17:37
Mar 29	Vs DAL	0-0 1/-3 16:07	0-0 1/0 19:22	0-0 0/-1 10:45	0-0 0/-2 10:37	DND	MIN	0-0 3/0 17:43
Apr 1	Vs PHI	0-0 0/0 18:15	0-0 6/0 18:42	0-0 0/0 15:08	0-0 1/0 10:18	0-0 2/0 17:36	MIN	0-0 1/0 19:29
Apr 3	Vs BUF	DND	0-1 0/1 18:30	1-0 (W) 3/1 17:07	0-0 2/0 13:52	0-0 1/0 15:13	MIN	0-1 2/1 16:16
Apr 5	Vs COL	0-0 4/-2 13:42	0-0 3/0 17:00	0-0 1/0 9:55	DND	DND	MIN	0-0 3/-1 17:07
Apr 6	@ CHI	0-0 0/-1 16:44	1-0 1/0 19:10	0-1 0/0 11:15	0-0 1/-1 16:30	0-0 1/0 16:09	MIN	1-0 2/1 17:10
Apr 8	Vs WSH	0-0 4/0 17:24	0-0 0/0 16:30	0-0 0/-1 10:51	0-0 0/0 12:28	0-0 1/-1 16:36	MIN	0-0 3/-1 15:44
Apr 10	@ MIN	0-0 3/-1 15:02	1-0 7/0 20:23	DND	0-0 2/0 11:39	0-0 0/-1 17:01	MIN	0-1 1/-3 24:34
Apr 11	@ DAL	0-0 1/0 19:13	0-0 1/0 19:28	DND	DND	0-0 0/-1 17:31	0-0 0/-1 11:01	DND
Apr 13	Vs DET	DND	0-0 2/0 19:21	DND	0-0 1/0 14:01	0-0 2/-1 19:55	0-0 1/-2 15:36	DND

Skaters: Goals - Assists (Game Winning or Game Tying) Shots/(+/-) TOI
 Goalies: Goals Allowed/Shots Decision Minutes Played

SEASON RECAP

INDIVIDUAL - GAME BY GAME

DATE	OPPONENT	RATTIE #18	BOUWMEESTER #19	STEEN #20	BERGLUND #21	SHATTENKIRK #22	STEWART #25	JASKIN #26
Oct 3	Vs NSH	MIN	0-1 2/0 23:50	1-1 4/0 17:10	0-1 2/0 15:32	0-1 3/0 17:43	0-0 0/-2 13:22	MIN
Oct 5	Vs FLA	MIN	0-0 3/1 20:45	1-0 5/1 18:03	1-0 3/2 15:28	0-2 1/2 18:45	0-2 0/1 9:52	MIN
Oct 9	Vs CHI	MIN	0-1 2/1 24:32	1-0 (W) 2/1 18:24	0-1 3/1 16:13	0-0 2/0 18:10	0-0 3/0 14:36	MIN
Oct 12	Vs NYR	MIN	0-0 5/0 22:14	1-3 2/3 20:15	0-0 1/0 15:16	0-2 2/1 16:39	0-0 2/-1 11:59	MIN
Oct 15	Vs S.J	MIN	0-0 3/1 22:24	0-0 1-3 21:09	0-1 2/1 17:58	0-0 3/-1 22:11	0-0 2/1 18:21	MIN
Oct 17	@ CHI	MIN	0-2 3/0 29:46	1-0 2/1 19:47	0-0 5/-2 17:31	0-0 2/0 18:31	0-0 3/-1 13:23	MIN
Oct 18	@ WPG	MIN	0-1 0/2 27:02	2-0 4/2 22:26	0-0 2/0 17:09	0-0 0/-2 22:20	0-0 1/-1 14:32	MIN
Oct 25	Vs VAN	MIN	0-0 0/0 25:00	1-1 2/1 23:49	0-0 0/0 16:20	0-2 2/0 20:06	0-0 3/1 13:12	MIN
Oct 26	@ NSH	MIN	0-2 1/3 22:58	2-0 4/1 23:05	0-0 1/0 16:00	0-1 3/-1 21:14	0-0 0/0 7:14	MIN
Oct 29	Vs WPG	MIN	0-1 2/1 26:24	1-0 (W) 5/0 23:24	0-0 0/-1 15:14	0-1 3/0 16:26	0-0 3/0 15:03	MIN
Nov 1	@ FLA	MIN	0-1 5/2 21:43	1-0 3/1 20:03	0-0 2/0 14:56	0-1 0/1 20:27	1-1 3/2 16:12	MIN
Nov 2	@ T.B	MIN	0-0 2/-1 26:28	0-1 4/0 22:07	0-1 2/1 18:31	0-1 0/0 17:46	0-0 3/-2 14:07	MIN
Nov 5	@ MTL	MIN	0-0 2/0 29:06	1-0 5/0 23:46	0-0 2/0 17:15	0-1 4/0 20:22	1-0 4/1 15:51	MIN
Nov 7	Vs CGY	MIN	0-1 2/-1 25:05	1-0 (W) 6/1 20:01	0-0 2/-1 13:29	0-1 1/2 19:11	0-0 3/0 12:49	MIN
Nov 9	Vs PIT	MIN	0-0 0/0 25:08	0-1 3/1 22:49	0-0 1/1 14:57	1-0 (W) 5/1 20:08	0-0 0/0 13:17	MIN
Nov 12	Vs PHX	MIN	0-1 3/-1 26:32	0-1 2/0 20:38	0-0 4/-1 18:39	0-0 1/-1 18:25	0-0 3/-1 13:30	MIN
Nov 14	Vs COL	MIN	1-0 3/2 21:57	2-0 6/3 15:21	0-1 0/0 15:15	0-1 1/1 18:50	1-0 1/-1 14:47	MIN
Nov 16	Vs CAR	MIN	0-2 1/1 24:20	1-1 (W) 4/-1 19:44	0-0 1/-1 14:25	0-0 1/-1 17:57	0-1 2/2 14:25	MIN
Nov 17	@ WSH	MIN	0-1 2/-1 22:33	0-0 3/-1 19:37	DND	0-1 6/0 23:17	0-0 2/-2 14:25	MIN
Nov 19	@ BUF	MIN	0-1 1/0 19:21	0-0 6/0 19:14	DND	0-0 0/1 21:42	0-2 2/2 14:37	MIN
Nov 21	@ BOS	MIN	0-0 4/0 27:17	0-0 0/1 24:42	DND	0-1 3/2 21:32	0-0 2/1 16:20	MIN
Nov 23	Vs DAL	MIN	0-1 1/1 22:11	0-1 0/1 21:16	0-1 0/1 16:25	0-1 1/2 18:43	1-0 1/1 15:30	MIN
Nov 25	Vs MIN	MIN	0-1 2/2 24:10	2-0 2/2 21:18	0-0 1/0 15:51	DND	0-0 3/0 16:44	MIN
Nov 27	@ COL	MIN	0-1 3/1 21:55	1-0 (W) 4/1 18:39	0-1 1/1 14:36	0-0 2/0 20:10	1-0 4/1 12:45	MIN
Nov 29	@ S.J	MIN	0-0 0/-1 25:22	0-1 5/-2 19:55	0-0 0/-1 17:09	0-0 1/-2 17:43	0-0 0/0 14:10	MIN
Dec 2	@ LA	MIN	0-0 2/0 24:04	0-0 3/-1 23:24	0-0 2/-1 15:40	1-1 4/-1 21:07	0-0 1/0 17:02	MIN
Dec 5	Vs NYI	MIN	1-1 3/2 21:08	0-1 4/0 19:36	0-1 1/1 15:39	0-2 1/0 22:28	0-0 0/0 11:21	MIN
Dec 7	Vs ANA	MIN	0-0 2/-2 24:02	0-0 4/-2 20:31	1-0 1/0 12:21	0-1 3/0 21:32	0-0 1/-1 15:35	MIN
Dec 10	@ WPG	MIN	0-0 0/0 24:52	1-0 3/1 21:40	0-0 0/0 14:10	1-0 (W) 5/0 18:53	0-0 1/0 12:15	MIN
Dec 12	Vs TOR	MIN	0-1 0/0 23:15	1-1 4/1 19:42	0-0 0/1 14:56	0-0 3/1 19:43	1-1 (W) 1/3 12:52	MIN
Dec 14	@ CBJ	MIN	0-1 1/1 27:29	0-0 2/0 20:59	0-0 1/2 16:19	0-0 2/-1 15:43	1-0 2/1 8:00	MIN
Dec 16	@ OTT	MIN	0-0 2/0 28:35	0-0 6/0 19:42	0-0 1/-1 19:29	0-0 4/-1 19:28	2-0 3/1 13:31	MIN
Dec 17	Vs S.J	MIN	1-0 2/0 24:07	0-1 2/0 21:41	0-0 1/-2 17:27	1-0 6/0 19:10	0-0 0/-1 14:01	MIN
Dec 19	Vs MTL	MIN	0-0 4/2 22:48	2-0 (W) 4/2 21:35	0-1 3/0 18:47	0-1 2/1 21:33	1-0 1/2 18:33	MIN
Dec 21	@ EDM	MIN	0-0 2/2 22:08	0-0 1/0 14:22	1-1 6/3 16:55	0-1 3/2 20:53	3-1 (W) 4/3 13:42	MIN
Dec 23	@ CGY	MIN	0-1 1/0 27:56	DND	0-0 1/0 17:46	1-0 4/1 23:04	0-1 4/0 15:58	0-0 2/0 11:12
Dec 28	Vs CHI	MIN	0-1 0/0 27:28	INJ	1-1 4/1 20:43	0-1 2/0 23:47	0-0 1/1 17:02	1-0 1/-1 9:37
Dec 29	@ DAL	MIN	0-0 1/0 25:59	INJ	0-0 0/-1 18:46	1-0 (W) 2/1 19:41	0-0 2/0 12:22	0-0 2/0 11:06
Dec 31	@ MIN	MIN	0-0 0/0 22:14	INJ	0-0 0/0 17:04	0-0 1/1 18:47	0-0 0/0 1:25	0-0 0/0 9:54
Jan 2	Vs LA	MIN	0-0 2/0 22:40	INJ	0-0 2/1 14:49	0-1 1/3 19:42	0-0 3/1 12:43	MIN
Jan 4	Vs CBJ	MIN	0-1 0/3 21:15	INJ	2-0 3/2 14:54	0-2 4/1 20:36	0-0 2/0 15:08	MIN
Jan 7	@ EDM	MIN	0-0 0/-1 23:32	INJ	1-0 3/2 15:49	0-0 3/1 19:45	1-0 2/-2 12:49	MIN
Jan 9	@ CGY	MIN	0-0 4/0 22:43	INJ	1-0 5/1 17:45	0-1 0/0 21:15	1-0 (W) 2/1 14:00	MIN
Jan 10	@ VAN	MIN	0-1 0/0 22:59	INJ	0-1 3/0 16:46	0-0 1/-1 22:39	0-0 4/0 13:50	MIN
Jan 14	Vs PHX	MIN	0-0 0/1 24:26	INJ	0-0 2/0 18:15	0-1 0/0 20:52	0-0 2/0 13:40	0-0 0/0 9:30
Jan 16	Vs LA	MIN	0-0 3/-2 25:30	INJ	0-0 5/-1 16:05	0-0 3/-3 18:57	0-0 1/-1 13:41	0-0 2/0 10:48
Jan 18	Vs ANA	MIN	0-0 2/-1 22:34	0-0 4/0 20:56	0-0 3/0 15:02	0-0 1/1 22:16	0-0 1/-1 11:21	MIN
Jan 20	@ DET	MIN	1-0 2/1 22:00	0-2 7/1 17:44	0-0 0/0 14:22	1-0 4/1 19:26	0-1 3/1 16:24	MIN

Skaters: Goals - Assists (Game Winning or Game Tying) Shots(+/-) TOI
 Goalies: Goals Allowed/Shots Decision Minutes Played



INDIVIDUAL - GAME BY GAME

DATE	OPPONENT	RATTIE #18	BOUWMEESTER #19	STEEN #20	BERGLUND #21	SHATTENKIRK #22	STEWART #25	JASKIN #26
Jan 21	@ N.J	MIN	0-0 1/-2 23:55	1-0 2/0 17:11	0-0 1/-2 14:11	0-0 3/0 18:50	0-0 2/-1 13:40	MIN
Jan 23	@ NYR	MIN	0-0 1/-1 23:03	1-0 2/1 12:22	0-0 3/0 15:40	1-0 (W) 2/1 18:38	0-0 0/0 12:52	MIN
Jan 25	@ NYI	MIN	0-0 2/1 26:17	0-2 6/1 22:42	0-0 3/-2 10:52	0-1 6/0 22:15	0-0 0/-2 5:32	MIN
Jan 28	Vs N.J	MIN	0-1 0/0 23:24	1-0 (W) 4/1 20:16	0-2 3/1 13:14	0-0 1/0 23:17	0-0 2/0 12:40	MIN
Jan 31	@ CAR	MIN	0-0 1/0 24:10	0-0 2/-1 20:55	0-0 2/-1 16:34	0-0 3/0 22:25	0-0 3/0 14:48	MIN
Feb 1	Vs NSH	MIN	0-1 3/0 23:57	0-0 4/-1 21:18	0-0 1/-1 17:09	0-0 2/-1 24:04	0-1 2/-1 15:53	MIN
Feb 4	Vs OTT	MIN	0-0 4/0 26:52	0-0 2/-2 21:42	0-1 0/2 16:03	0-0 7/-1 24:27	0-0 2/-2 13:30	DND
Feb 6	Vs BOS	MIN	0-1 3/-1 23:57	1-0 2/0 23:37	0-0 1/0 18:22	0-0 3/2 22:03	0-0 1/-1 15:23	0-1 0/1 9:11
Feb 8	Vs WPG	MIN	0-0 2/1 26:01	0-0 2/-1 21:56	0-1 2/1 17:01	0-0 2/1 27:12	0-0 2/-1 14:07	MIN
Feb 26	@ VAN	MIN	0-0 1/0 23:53	0-0 1/0 16:52	0-0 2/0 14:36	0-0 4/0 20:14	0-0 1/0 16:15	0-0 0/0 9:13
Feb 28	@ ANA	MIN	0-0 2/0 24:12	0-0 4/-1 22:58	0-0 2/0 19:00	0-0 3/0 22:41	DND	0-0 0/0 7:15
Mar 2	@ PHX	MIN	0-0 2/3 24:10	0-1 2/0 21:58	2-0 3/2 16:10	1-0 (W) 3/-2 18:46	DND	DND
Mar 4	Vs TB	MIN	0-0 6/2 24:39	1-1 (W) 2/2 21:23	1-0 2/0 15:25	0-0 2/-1 17:26	To BUF	MIN
Mar 6	@ NSH	MIN	0-0 0/-1 24:01	0-0 3/-1 20:38	0-0 1/0 15:51	0-0 0/0 19:11		MIN
Mar 8	@ COL	MIN	0-0 3/1 23:59	0-0 4/1 19:54	1-0 (W) 2/0 16:50	0-1 0/1 21:16		MIN
Mar 9	@ MIN	MIN	0-0 0/0 26:38	0-1 3/-1 20:40	0-0 2/1 19:47	0-1 3/-1 21:41		MIN
Mar 11	Vs DAL	MIN	0-0 3/0 26:44	0-0 1/-1 19:16	0-1 1/1 17:19	0-0 3/-1 22:11		MIN
Mar 13	Vs EDM	MIN	0-0 4/2 22:35	0-2 5/0 20:54	0-0 1/0 13:32	0-1 5/2 21:11		MIN
Mar 15	@ NSH	MIN	0-0 3/2 23:42	1-0 3/1 19:31	2-0 (W) 2/2 10:17	0-0 0/0 21:23		MIN
Mar 17	Vs WPG	MIN	0-2 1/2 22:03	0-0 2/1 17:47	0-0 1/0 16:29	0-0 0/-1 21:29		0-0 2/0 15:22
Mar 19	@ CHI	MIN	0-0 2/-1 22:44	0-0 0/-1 16:44	0-0 5/0 16:43	0-0 2/-1 22:11		0-0 2/0 12:41
Mar 22	@ PHI	MIN	0-0 1/0 23:34	0-0 3/-1 20:06	0-0 2/0 16:15	0-1 4/-1 24:13		0-0 0/-1 7:38
Mar 23	@ PIT	MIN	0-0 1/0 23:59	0-1 3/1 19:44	0-0 2/0 14:57	0-0 4/1 16:26		DND
Mar 25	@ TOR	MIN	0-0 3/-1 23:40	1-2 (W) 2/4 18:53	0-1 2/1 15:27	0-1 2/1 16:48		DND
Mar 27	Vs MIN	MIN	0-2 0/1 22:12	0-1 2/3 20:13	0-0 0/0 15:41	0-0 2/0 21:12		DND
Mar 29	Vs DAL	MIN	0-0 5/0 23:45	2-0 5/-1 20:00	0-0 3/-1 15:15	0-2 2/-2 21:28		DND
Apr 1	Vs PHI	MIN	0-0 2/0 25:16	0-0 0/0 21:04	0-0 3/0 16:05	0-0 1/0 21:35		DND
Apr 3	Vs BUF	MIN	0-0 2/2 23:19	DND	0-0 3/0 14:45	0-0 1/0 19:17		0-0 1/1 9:35
Apr 5	Vs COL	MIN	0-0 1/0 24:37	DND	0-0 3/-1 18:13	0-0 0/0 20:21		0-0 0/0 9:18
Apr 6	@ CHI	MIN	0-1 1/0 24:44	DND	0-0 1/-1 18:54	0-0 1/-3 20:21		DND
Apr 8	Vs WSH	MIN	0-0 3/-1 19:22	0-0 2/0 18:41	0-0 0/0 17:20	0-0 2/1 22:29		0-0 0/0 12:55
Apr 10	@ MIN	MIN	0-0 1/-1 22:51	0-2 6/-2 23:45	0-0 2/-1 18:42	1-0 7/-1 22:32		0-0 2/-1 10:27
Apr 11	@ DAL	MIN	0-0 3/-2 11:20	0-0 2/0 22:42	0-0 3/-1 19:22	0-0 1/0 14:48		0-0 1/-2 13:00
Apr 13	Vs DET	MIN	0-0 1/0 10:46	0-0 1/-1 19:15	0-0 1/0 18:12	DND		0-0 3/0 12:31

Skaters: Goals - Assists (Game Winning or Game Tying) Shots/(+/-) TOI
 Goalies: Goals Allowed/Shots Decision Minutes Played

SEASON RECAP

INDIVIDUAL - GAME BY GAME

DATE	OPPONENT	PIETRANGELO #27	COLE #28	OTT #29	PORTER #32	LEOPOLD #33	LAPIERRE #40	BACKES #42
Oct 3	Vs NSH	0-2 0/0 25:10	DND	BUF	MIN	0-0 2/0 15:50	0-0 1/1 12:50	101 2/0 17:27
Oct 5	Vs FLA	0-1 3/2 24:15	DND	BUF	MIN	0-0 3/3 15:51	0-0 0/1 12:40	0-0 1/0 18:42
Oct 9	Vs CHI	0-2 1/1 24:03	DND	BUF	MIN	0-0 2/0 15:17	0-0 1/0 8:53	1-0 1/1 19:27
Oct 12	Vs NYR	0-0 2/0 25:30	DND	BUF	MIN	0-0 4/1 13:50	0-0 0/0 12:42	2-1 (W) 3/3 18:41
Oct 15	Vs S.J	0-0 1/0 23:53	DND	BUF	MIN	0-0 3/-1 15:31	0-0 0/0 0:52	0-0 0/-3 17:34
Oct 17	@ CHI	0-1 2/1 30:45	DND	BUF	MIN	0-0 1/0 16:22	DND	1-0 1/1 20:42
Oct 18	@ WPG	0-0 0/0 26:49	0-0 3/1 15:26	BUF	MIN	0-0 1/-1 18:20	DND	1-1 6/2 23:50
Oct 25	Vs VAN	0-0 5/0 26:07	DND	BUF	MIN	0-0 1/-1 16:31	DND	0-0 2/0 25:03
Oct 26	@ NSH	1-1 2/3 21:57	DND	BUF	MIN	0-0 0/0 16:26	DND	0-2 4/2 21:57
Oct 29	Vs WPG	1-1 3/1 27:15	DND	BUF	MIN	0-0 0/0 13:16	DND	0-0 2/0 24:47
Nov 1	@ FLA	1-0 2/1 21:47	0-0 0/0 15:40	BUF	DND	DND	0-0 2/1 12:31	0-2 1/1 18:36
Nov 2	@ T.B	1-0 1/-1 27:11	DND	BUF	0-0 1/0 7:46	0-0 0/-1 16:05	0-0 0/-1 8:51	0-1 2/0 21:05
Nov 5	@ MTL	0-0 5/0 30:49	DND	BUF	DND	0-0 1/0 17:14	0-0 1/0 8:27	0-1 0/0 21:53
Nov 7	Vs CGY	0-0 1/-1 27:27	DND	BUF	DND	0-2 2/1 14:06	1-0 2/0 11:58	0-0 0/0 19:36
Nov 9	Vs PIT	0-0 1/0 26:31	0-0 0/1 13:43	BUF	0-0 0/0 7:43	DND	0-1 0/1 8:00	0-0 4/0 23:01
Nov 12	Vs PHX	0-1 2/-1 28:36	0-0 0/1 13:31	BUF	MIN	INJ	1-0 2/1 11:09	0-1 2/0 17:05
Nov 14	Vs COL	0-2 1/2 24:22	0-0 1/0 15:25	BUF	MIN	INJ	0-0 0/1 12:26	1-2 2/2 18:30
Nov 16	Vs CAR	0-1 3/0 23:56	0-1 0/2 13:35	BUF	MIN	INJ	0-0 1/0 10:46	1-0 3/1 19:56
Nov 17	@ WSH	0-0 4/-1 25:57	0-0 1/-2 10:48	BUF	MIN	INJ	0-0 2/-1 13:14	0-0 2/-1 19:04
Nov 19	@ BUF	0-0 1/-1 20:41	0-0 2/2 16:52	BUF	MIN	INJ	0-0 1/1 12:35	0-0 2/0 20:49
Nov 21	@ BOS	0-0 2/-1 27:53	0-0 0/-1 16:04	BUF	MIN	INJ	0-0 1/-1 11:13	1-0 5/1 21:49
Nov 23	Vs DAL	0-2 2/2 23:02	0-0 2/1 16:43	BUF	MIN	INJ	0-0 3/1 13:16	1-0 3/0 18:31
Nov 25	Vs MIN	0-0 4/2 25:16	0-0 0/0 14:55	BUF	MIN	INJ	0-0 0/0 10:39	0-0 1/2 22:00
Nov 27	@ COL	0-0 3/1 22:00	0-0 1/0 15:25	BUF	MIN	INJ	0-0 1/-1 10:53	1-1 4/1 15:56
Nov 29	@ S.J	0-0 1/-2 25:33	1-0 2/0 17:31	BUF	MIN	INJ	0-0 0/0 7:21	1-0 4/-2 15:29
Dec 2	@ LA	0-0 1/2 28:42	DND	BUF	MIN	INJ	0-0 0/0 6:20	0-0 2/-1 20:32
Dec 5	Vs NYI	0-0 2/2 20:48	0-1 2/0 16:10	BUF	MIN	INJ	0-0 1/1 11:12	1-0 2/0 17:26
Dec 7	Vs ANA	0-0 2/-3 24:15	0-0 1/0 13:18	BUF	MIN	INJ	0-1 0/0 8:18	0-0 2/-1 18:51
Dec 10	@ WPG	0-0 1/0 24:48	0-0 1/0 12:35	BUF	MIN	INJ	0-0 2/0 9:07	0-1 0/0 21:05
Dec 12	Vs TOR	0-1 4/0 25:01	0-0 1/0 16:02	BUF	MIN	INJ	0-0 0/-1 10:47	2-0 4/1 18:48
Dec 14	@ CBJ	0-1 2/1 26:05	0-1 0/1 13:23	BUF	MIN	INJ	0-0 0/-2 9:54	1-0 (W) 2/1 19:32
Dec 16	@ OTT	0-0 3/-1 28:19	DND	BUF	0-0 2/0 13:13	INJ	0-0 1/-1 13:00	0-0 0/0 11:20
Dec 17	Vs S.J	0-1 0/-1 28:09	0-1 0/1 16:47	BUF	0-0 1/1 14:32	INJ	0-0 1/0 10:33	DND
Dec 19	Vs MTL	0-0 4/2 23:04	0-0 1/1 14:15	BUF	0-0 1/1 7:25	INJ	1-0 1/0 11:44	DND
Dec 21	@ EDM	0-1 0/2 24:42	0-0 2/1 15:58	BUF	0-0 0/0 7:50	INJ	0-0 0/0 10:37	0-0 2/1 18:22
Dec 23	@ CGY	0-0 3/0 30:13	0-0 0/0 14:26	BUF	DND	INJ	0-1 5/0 10:21	0-0 0/0 20:41
Dec 28	Vs CHI	0-1 2/1 29:01	0-2 0/0 14:21	BUF	0-1 0/0 6:08	INJ	1-0 2/0 15:01	0-0 1/-1 20:42
Dec 29	@ DAL	0-1 1/-1 26:14	0-0 1/0 20:26	BUF	0-0 0/0 10:56	INJ	0-0 1/0 14:30	DND
Dec 31	@ MIN	0-0 2/0 22:44	0-0 2/0 18:06	BUF	0-0 2/0 15:03	INJ	0-0 0/0 13:20	DND
Jan 2	Vs LA	0-2 2/0 23:58	0-0 1/0 18:32	BUF	0-0 3/0 9:45	INJ	0-0 0/0 14:54	DND
Jan 4	Vs CBJ	1-1 1/3 22:26	0-0 3/-1 17:47	BUF	MIN	0-0 3/0 16:44	1-0 (W) 5/1 12:26	0-2 3/2 18:10
Jan 7	@ EDM	0-2 4/0 24:55	0-0 2/1 17:03	BUF	MIN	0-2 1/1 17:53	1-0 3/1 12:03	1-0 (W) 3/0 19:30
Jan 9	@ CGY	0-1 2/0 26:15	1-0 1/3 18:14	BUF	MIN	0-1 1/1 14:43	0-0 1/0 12:41	0-0 1/1 14:32
Jan 10	@ VAN	1-0 7/0 25:42	0-0 0/0 13:47	BUF	MIN	0-0 1/0 16:37	0-0 2/-1 11:14	0-0 3/0 18:16
Jan 14	Vs PHX	0-1 0/1 24:03	0-0 0/0 12:59	BUF	MIN	DND	INJ	0-2 1/1 21:39
Jan 16	Vs LA	0-0 2/-2 26:47	DND	BUF	MIN	0-0 2/-1 17:34	INJ	0-0 2/-2 19:26
Jan 18	Vs ANA	0-1 2/-1 25:10	0-0 0/0 14:29	BUF	MIN	DND	INJ	0-0 2/0 21:01
Jan 20	@ DET	0-1 0/1 23:09	DND	BUF	MIN	0-0 2/1 15:59	INJ	0-0 3/0 16:38
Jan 21	@ N.J	0-0 0/-2 23:21	DND	BUF	MIN	0-0 0/-1 15:43	INJ	0-1 1/0 19:00

Skaters: Goals - Assists (Game Winning or Game Tying) Shots(+/-) TOI
 Goalies: Goals Allowed/Shots Decision Minutes Played



INDIVIDUAL - GAME BY GAME

DATE	OPPONENT	PIETRANGELO #27	COLE #28	OTT #29	PORTER #32	LEOPOLD #33	LAPIERRE #40	BACKES #42
Jan 23	@ NYR	0-1 0/0 23:00	0-0 1/0 17:10	BUF	MIN	DND	0-0 3/0 10:12	0-2 2/- 1 22:45
Jan 25	@ NYI	0-1 2/2 30:03	0-0 0/- 1 11:54	BUF	MIN	DND	0-1 0/0 10:19	0-0 2/- 1 22:45
Jan 28	Vs N.J	0-0 1/1 21:45	0-0 0/1 12:11	BUF	MIN	DND	1-0 1/1 10:56	0-1 2/1 20:50
Jan 31	@ CAR	0-0 1/- 1 24:23	DND	BUF	MIN	0-0 2/- 1 13:52	0-0 0/0 8:28	1-0 2/- 1 18:56
Feb 1	Vs NSH	0-1 2/1 28:14	0-0 1/- 1 14:58	BUF	MIN	DND	0-0 1/- 1 11:42	1-0 3/0 20:41
Feb 4	Vs OTT	0-1 2/- 1 25:19	DND	BUF	MIN	1-0 3/1 14:24	0-0 3/0 9:53	1-0 7/- 1 21:24
Feb 6	Vs BOS	0-1 1/- 1 26:19	DND	BUF	MIN	0-0 2/0 14:32	0-0 0/0 12:41	0-0 6/0 21:25
Feb 8	Vs WPG	0-1 1/1 28:11	DND	BUF	MIN	0-0 0/0 2:43	0-0 0/0 12:16	0-0 1/0 21:28
Feb 26	@ VAN	0-0 2/0 24:11	DND	BUF	MIN	DND	0-0 0/0 12:46	0-0 2/0 17:59
Feb 28	@ ANA	0-0 0/0 24:15	DND	BUF	MIN	DND	0-0 1/0 10:18	0-0 2/- 1 16:41
Mar 2	@ PHX	0-1 1/2 24:59	DND	0-0 2/0 13:58	MIN	DND	0-0 5/- 2 11:47	0-0 2/0 21:42
Mar 4	Vs T.B	0-1 0/1 24:15	0-0 1/1 15:27	0-0 2/0 13:13	MIN	DND	0-0 0/0 11:57	0-2 2/2 22:25
Mar 6	@ NSH	0-0 2/- 1 24:40	1-1 1/2 15:53	0-1 1/1 14:16	DND	DND	0-0 2/1 10:48	0-0 2/- 1 19:52
Mar 8	@ COL	0-0 1/1 25:42	0-0 0/- 1 12:09	0-0 1/- 1 15:09	DND	DND	0-0 1/0 13:09	1-0 3/1 20:14
Mar 9	@ MIN	0-0 0/0 30:03	DND	0-0 1/- 1 14:08	0-0 0/0 8:24	DND	0-0 0/- 1 8:28	0-0 0/- 1 23:01
Mar 11	Vs DAL	1-0 4/1 24:56	0-0 0/1 14:02	0-0 1/0 15:57	DND	DND	0-1 1/1 9:38	0-0 5/- 2 21:13
Mar 13	Vs EDM	1-0 (W) 2/2 23:44	0-0 2/0 14:19	0-0 0/0 17:56	DND	DND	0-1 3/0 13:26	0-1 0/0 19:04
Mar 15	@ NSH	0-1 2/2 23:38	0-0 0/1 12:42	0-1 1/0 13:50	0-0 2/0 9:04	DND	0-0 0/0 13:10	0-1 2/1 21:16
Mar 17	Vs WPG	0-1 4/1 22:47	0-1 1/0 14:50	0-0 0/0 13:09	0-0 0/0 10:38	DND	0-0 0/0 12:00	2-0 (W) 2/1 18:09
Mar 19	@ CHI	0-0 1/- 2 24:55	0-0 2/0 11:32	0-0 1/- 1 14:05	DND	DND	0-0 0/0 12:32	0-0 2/- 1 18:36
Mar 22	@ PHI	0-0 4/0 26:48	DND	0-0 2/0 14:02	0-0 0/- 1 6:52	DND	DND	0-0 2/- 1 20:05
Mar 23	@ PIT	0-1 2/1 25:52	DND	0-0 1/0 13:35	0-0 1/0 10:13	DND	0-0 1/0 7:38	1-0 (W) 3/1 20:29
Mar 25	@ TOR	0-1 1/0 25:59	DND	0-0 2/- 1 14:57	0-0 3/0 10:24	DND	0-0 4/0 9:28	3-0 7/3 18:46
Mar 27	Vs MIN	0-0 1/1 25:24	DND	0-0 3/0 12:20	DND	DND	0-0 0/- 1 10:06	0-2 1/2 18:17
Mar 29	Vs DAL	0-1 6/0 29:40	0-0 3/- 1 14:58	0-0 0/- 2 12:48	0-0 1/- 1 8:37	DND	0-0 1/- 1 10:13	0-1 1/- 1 21:08
Apr 1	Vs PHI	0-0 4/0 28:04	DND	0-0 2/0 12:57	DND	DND	0-0 2/0 9:37	0-0 0/0 19:09
Apr 3	Vs BUF	0-0 1/2 25:48	DND	0-0 1/0 16:14	DND	0-0 1/0 16:44	1-0 2/1 11:24	0-0 3/0 18:48
Apr 5	Vs COL	0-0 2/0 25:23	DND	0-0 1/- 2 14:22	0-0 0/0 11:26	0-0 2/0 19:19	0-0 0/0 11:15	0-0 3/0 17:15
Apr 6	@ CHI	0-1 1/- 2 25:41	DND	0-0 3/- 4 14:29	0-0 2/- 1 8:51	DND	0-0 0/- 1 8:42	0-1 2/- 1 19:21
Apr 8	Vs WSH	0-0 4/- 1 22:50	DND	0-1 1/0 16:23	DND	DND	1-0 2/0 15:18	0-0 1/0 8:12
Apr 10	@ MIN	0-0 7/- 1 25:44	DND	0-0 0/- 1 13:07	0-0 3/0 10:10	DND	0-0 1/- 1 12:20	DND
Apr 11	@ DAL	0-0 3/- 1 18:57	DND	0-0 1/0 16:24	0-0 2/0 17:00	DND	0-0 0/0 15:21	DND
Apr 13	Vs DET	DND	0-0 4/0 17:31	0-0 1/0 15:08	0-0 0/- 2 16:16	0-0 0/- 1 19:44	0-0 1/- 1 15:46	DND

Skaters: Goals - Assists (Game Winning or Game Tying) Shots/(+/-) TOI
 Goalies: Goals Allowed/Shots Decision Minutes Played

SEASON RECAP

INDIVIDUAL - GAME BY GAME

DATE	OPPONENT	POLAK #46	PAAJARVI #56	OSHIE #74	REAVES #75	CRACKNELL #79	TARASENKO #91
Oct 3	Vs NSH	0-0 1/0 18:05	DND	1-0 (W) 3/1 17:14	0-0 0/1 8:13	DND	0-0 3/0 14:52
Oct 5	Vs FLA	0-0 2/1 19:42	DND	0-0 3/1 17:45	1-0 1/1 7:09	DND	1-1 1/2 14:26
Oct 9	Vs CHI	0-0 1/1 18:02	DND	0-1 2/1 20:55	0-0 0/0 7:49	DND	1-0 1/1 15:34
Oct 12	Vs NYR	0-0 2/1 18:43	DND	0-2 1/2 18:12	0-0 1/0 8:10	DND	1-0 2/0 13:30
Oct 15	Vs S.J	1-0 1/0 15:46	DND	0-0 0/-1 18:24	0-0 0/0 1:03	DND	1-0 3/1 16:52
Oct 17	@ CHI	0-0 0/-1 15:47	0-0 0/0 8:17	0-1 1/0 21:39	0-0 0/0 7:46	DND	0-0 1/0 12:35
Oct 18	@ WPG	0-0 1/0 17:28	0-0 1/0 9:45	0-1 0/2 22:32	0-0 0/-1 7:58	0-0 4/-1 7:28	0-0 3/0 16:06
Oct 25	Vs VAN	0-0 1/-1 19:11	0-0 0/-1 10:18	0-1 0/0 23:19	0-0 0/0 7:29	DND	0-0 0/-1 14:00
Oct 26	@ NSH	0-0 1/1 17:16	0-0 0/0 3:34	1-1 (W) 3/2 18:45	0-0 1/0 9:57	DND	0-2 2/1 16:41
Oct 29	Vs WPG	0-0 1/0 15:28	DND	0-1 0/0 22:45	0-1 2/1 5:57	0-0 1/1 6:07	0-0 2/0 12:53
Nov 1	@ FLA	0-0 0/0 18:55	INJ	0-1 0/1 18:41	0-0 0/1 10:42	0-0 0/0 10:07	0-0 1/0 14:24
Nov 2	@ T.B	0-0 0/0 15:06	INJ	0-0 3/1 19:52	0-0 1/0 7:04	DND	0-0 1/0 15:43
Nov 5	@ MTL	0-0 0/0 16:14	INJ	0-0 2/-1 20:59	0-0 0/0 7:52	0-0 0/0 7:17	0-0 2/0 16:33
Nov 7	Vs CGY	0-0 0/-1 17:50	INJ	0-1 1/1 14:30	0-0 1/0 9:22	0-0 0/0 9:55	1-0 3/-1 10:53
Nov 9	Vs PIT	0-0 1/1 15:43	INJ	0-0 4/0 23:24	1-0 2/1 7:15	DND	0-0 1/1 13:57
Nov 12	Vs PHX	1-0 4/1 14:41	INJ	0-0 4/-1 17:15	0-0 0/1 9:32	DND	0-0 4/-1 17:05
Nov 14	Vs COL	0-0 2/-1 18:20	INJ	0-4 0/2 15:36	0-0 0/0 9:28	DND	1-1 (W) 2/1 12:22
Nov 16	Vs CAR	1-1 1/2 18:38	INJ	1-0 5/0 17:14	0-0 0/0 6:52	DND	0-0 0/-1 13:14
Nov 17	@ WSH	0-0 1/-2 15:20	0-0 1/0 10:22	0-0 1/-2 19:43	0-0 0/0 8:34	DND	0-0 6/0 15:29
Nov 19	@ BUF	0-1 1/1 17:50	1-0 1/1 10:03	0-1 4/0 18:09	0-1 0/1 8:51	DND	1-0 (W) 4/-1 13:45
Nov 21	@ BOS	0-0 1/-2 17:59	0-0 0/-1 8:23	0-0 2/1 23:27	0-0 0/-1 7:47	DND	0-0 0/-1 13:27
Nov 23	Vs DAL	0-0 2/1 19:59	DND	1-1 2/0 18:08	0-0 0/0 2:45	DND	1-0 (W) 3/2 13:38
Nov 25	Vs MIN	0-0 1/0 20:26	0-0 1/0 6:53	0-1 1/1 19:28	INJ	DND	0-0 0/1 11:06
Nov 27	@ COL	0-0 2/1 19:39	0-0 3/-1 8:51	0-1 1/1 15:32	INJ	DND	0-0 1/0 15:49
Nov 29	@ S.J	0-2 1/2 17:05	0-0 0/-1 6:08	0-0 2/-2 20:29	INJ	DND	0-0 3/-2 14:27
Dec 2	@ LA	0-0 3/-1 18:26	DND	0-0 0/0 19:33	INJ	0-0 0/0 5:34	1-1 1/0 14:35
Dec 5	Vs NYI	0-0 0/0 18:03	1-0 3/1 9:48	0-2 1/1 17:28	INJ	DND	0-0 0/0 15:00
Dec 7	Vs ANA	0-0 2/0 14:06	0-0 1/0 7:20	0-1 1/-1 20:03	INJ	DND	0-0 0/1 15:02
Dec 10	@ WPG	0-0 2/1 17:15	DND	0-1 0/1 20:33	INJ	0-0 0/0 7:37	0-0 0/0 13:01
Dec 12	Vs TOR	0-0 2/2 16:53	DND	0-1 3/0 17:25	INJ	0-0 2/0 8:48	0-0 3/0 13:18
Dec 14	@ CBJ	0-0 3/0 17:55	DND	0-0 1/-2 20:05	INJ	0-0 1/0 5:20	2-0 4/1 15:31
Dec 16	@ OTT	0-0 1/1 17:34	0-0 2/-1 13:11	0-0 1/0 20:01	INJ	0-0 0/0 7:21	0-0 3/-2 19:23
Dec 17	Vs S.J	0-0 0/-1 17:13	0-0 1/-2 12:42	0-0 1/0 22:25	INJ	0-0 0/0 6:28	0-0 3/-1 16:44
Dec 19	Vs MTL	0-0 0/1 15:24	0-0 1/0 9:40	0-2 3/1 19:27	INJ	0-1 0/1 7:38	0-0 1/0 16:02
Dec 21	@ EDM	INJ	0-1 1/1 9:54	0-1 0/1 20:26	INJ	DND	0-0 2/2 15:57
Dec 23	@ CGY	INJ	1-0 3/1 10:50	0-0 3/0 20:18	INJ	0-1 2/1 7:25	0-1 3/0 18:39
Dec 28	Vs CHI	INJ	0-0 3/0 14:09	0-0 2/-1 22:39	INJ	0-0 0/0 5:25	1-2 3/1 18:01
Dec 29	@ DAL	INJ	0-0 2/-1 12:36	1-1 2/1 21:00	INJ	DND	0-0 4/0 15:18
Dec 31	@ MIN	INJ	0-0 2/0 13:27	1-0 3/0 20:06	INJ	DND	0-1 0/1 16:15
Jan 2	Vs LA	INJ	0-1 1/1 11:21	2-0 2/1 18:43	0-0 0/0 9:01	DND	1-0 4/1 14:04
Jan 4	Vs CBJ	INJ	0-0 1/0 11:38	0-2 0/2 17:47	0-0 1/0 10:52	DND	0-2 2/2 14:30
Jan 7	@ EDM	INJ	0-0 1/-2 11:48	0-0 2/0 17:49	0-1 0/1 12:14	DND	1-1 2/2 16:12
Jan 9	@ CGY	INJ	0-0 1/0 9:13	0-0 1/0 14:41	0-0 1/1 10:01	DND	1-1 3/1 13:44
Jan 10	@ VAN	INJ	0-0 1/0 12:44	0-0 2/0 18:17	0-0 1/-1 9:07	DND	0-0 1/0 17:30
Jan 14	Vs PHX	0-0 0/0 15:05	0-0 3/0 12:14	2-0 (W) 2/1 20:14	0-0 0/0 7:56	0-0 0/0 7:31	0-0 3/0 17:43
Jan 16	Vs LA	0-0 1/0 16:56	0-0 0/0 4:55	1-0 3/0 19:02	0-0 0/-2 7:42	DND	0-0 2/0 15:55
Jan 18	Vs ANA	0-0 1/1 15:07	0-0 0/-1 6:35	0-1 3/0 18:38	0-0 1/-1 8:33	DND	0-1 5/1 16:51
Jan 20	@ DET	0-1 5/1 17:42	1-0 2/1 12:31	0-0 2/0 17:16	0-1 0/1 9:33	0-0 2/1 9:26	DND
Jan 21	@ N.J	0-0 2/-1 17:12	0-0 4/0 13:33	0-0 1/0 16:57	0-0 1/-2 10:57	0-0 1/-1 8:55	DND

Skaters: Goals - Assists (Game Winning or Game Tying) Shots(+/-) TOI
 Goalies: Goals Allowed/Shots Decision Minutes Played



INDIVIDUAL - GAME BY GAME

DATE	OPPONENT	POLAK #46	PAAJARVI #56	OSHIE #74	REAVES #75	CRACKNELL #79	TARASENKO #91
Jan 23	@ NYR	0-0 1/0 19:51	0-0 1/-1 12:38	0-0 1/0 18:02	0-0 0/0 9:09	MIN	0-0 4/-1 16:13
Jan 25	@ NYI	0-0 0/-1 18:26	DND	1-0 4/1 15:12	0-0 2/0 9:30	MIN	2-0 6/3 20:10
Jan 28	Vs N.J	0-0 0/1 15:19	0-1 0/1 9:00	0-0 1/0 14:43	DND	MIN	0-0 1/0 13:43
Jan 31	@ CAR	0-0 1/-1 14:22	0-0 2/0 11:13	0-1 1/-1 19:44	DND	MIN	0-0 2/-2 14:30
Feb 1	Vs NSH	0-0 2/0 17:01	0-0 1/0 13:44	0-0 3/-1 18:49	0-0 0/-1 10:10	MIN	1-1 3/1 16:04
Feb 4	Vs OTT	0-0 3/2 18:37	0-1 1/1 11:09	1-1 3/2 19:13	0-0 0/0 10:23	MIN	0-0 2/-1 14:49
Feb 6	Vs BOS	0-0 0/0 16:40	0-0 2/0 9:53	1-0 (W) 1/0 17:06	0-0 0/0 9:01	MIN	DND
Feb 8	Vs WPG	0-0 1/-1 19:34	0-0 0/-1 7:27	0-0 2/1 18:50	0-0 0/0 5:51	MIN	0-1 3/2 17:07
Feb 26	@ VAN	0-0 1/-1 16:59	DND	0-0 0/0 18:41	0-0 0/-1 9:11	MIN	0-0 1/0 15:50
Feb 28	@ ANA	0-0 1/-1 14:21	0-0 0/0 14:50	0-0 0/-1 19:49	0-0 0/0 7:31	MIN	0-0 1/0 17:30
Mar 2	@ PHX	0-0 0/0 18:40	1-0 2/1 12:03	0-0 1/0 19:41	0-0 1/-2 10:11	MIN	0-1 0/2 13:37
Mar 4	Vs T.B	0-0 0/2 18:58	0-0 1/0 9:51	1-1 1/2 20:58	0-0 0/0 8:07	MIN	1-1 4/1 14:22
Mar 6	@ NSH	0-1 0/2 17:49	1-0 (W) 1/1 8:52	0-0 3/-1 19:26	0-0 0/1 8:52	MIN	0-0 0/0 15:24
Mar 8	@ COL	0-0 0/0 16:39	0-0 0/0 9:43	0-1 2/1 19:18	0-0 0/0 9:20	MIN	0-1 0/1 13:10
Mar 9	@ MIN	0-0 1/0 18:21	DND	1-0 3/-1 20:24	0-0 0/0 7:59	MIN	0-1 2/1 16:43
Mar 11	Vs DAL	1-0 3/0 16:51	0-1 1/1 7:52	0-0 2/1 21:52	0-0 0/1 9:11	MIN	0-1 2/0 14:35
Mar 13	Vs EDM	0-0 1/-1 16:39	0-1 0/0 10:01	1-2 3/1 17:03	0-0 0/0 7:50	MIN	1-1 4/2 13:24
Mar 15	@ NSH	0-1 1/1 16:07	DND	0-1 2/1 18:27	0-0 1/1 6:43	MIN	1-0 2/1 15:19
Mar 17	Vs WPG	0-0 2/0 17:32	DND	DND	0-0 0/0 10:27	MIN	DND
Mar 19	@ CHI	0-0 1/0 17:21	DND	0-0 3/-1 17:32	0-0 1/0 10:44	MIN	DND
Mar 22	@ PHI	0-0 0/-2 14:22	0-0 0/-1 10:36	0-0 0/-1 17:48	0-0 1/-1 7:02	MIN	DND
Mar 23	@ PIT	0-0 1/0 17:37	0-0 0/0 10:30	0-0 2/1 19:21	0-0 0/0 6:58	MIN	DND
Mar 25	@ TOR	0-1 4/1 20:01	0-0 2/1 13:59	1-2 4/2 17:33	0-0 1/0 9:11	MIN	DND
Mar 27	Vs MIN	0-1 0/1 17:29	0-0 0/-1 8:14	3-0 (W) 6/3 19:14	0-0 0/-1 7:13	MIN	DND
Mar 29	Vs DAL	0-0 1/-2 14:14	DND	0-0 2/-1 18:28	0-0 0/-1 8:08	MIN	DND
Apr 1	Vs PHI	0-0 2/0 18:59	0-0 0/0 13:15	0-0 1/0 20:24	0-0 1/0 8:12	MIN	DND
Apr 3	Vs BUF	0-0 2/0 19:39	0-0 1/0 13:26	0-0 2/0 17:53	0-1 0/1 7:56	MIN	DND
Apr 5	Vs COL	0-0 2/-2 16:53	0-0 1/-2 9:46	0-0 5/0 17:54	0-0 0/0 6:37	MIN	DND
Apr 6	@ CHI	0-0 0/0 15:58	0-0 0/0 8:30	0-0 6/-2 21:04	0-0 1/0 7:51	MIN	DND
Apr 8	Vs WSH	0-0 1/0 18:24	DND	0-0 3/-1 19:20	0-1 2/1 13:10	MIN	DND
Apr 10	@ MIN	0-0 1/-1 15:15	0-0 1/0 6:46	0-0 1/-1 11:06	0-0 0/0 12:03	MIN	DND
Apr 11	@ DAL	0-0 1/-1 18:57	0-0 2/0 8:23	DND	0-0 0/0 10:13	0-0 0/0 10:51	DND
Apr 13	Vs DET	0-0 0/-1 20:18	0-0 1/-1 9:13	DND	0-0 0/-1 8:40	0-0 3/-2 16:14	DND

Skaters: Goals - Assists (Game Winning or Game Tying) Shots/(+/-) TOI
 Goalies: Goals Allowed/Shots Decision Minutes Played

SEASON RECAP

INDIVIDUAL - GAME BY GAME

DATE	OPPONENT	ELLIOTT #1	ALLEN #34	MILLER #39	HALAK #41	TYNI #60	LUNDSTROM #35
Oct 3	Vs NSH	DNP	MIN	BUF	2/30W 60		MIN
Oct 5	Vs FLA	DNP	MIN	BUF	0/19W 60		MIN
Oct 9	Vs CHI	DNP	MIN	BUF	2/28W 60		MIN
Oct 12	Vs NYR	DNP	MIN	BUF	3/29W 60		MIN
Oct 15	Vs S.J	2/13 20	MIN	BUF	4/26L 40		MIN
Oct 17	@ CHI	DNP	MIN	BUF	2/29W 65		MIN
Oct 18	@ WPG	3/29O 65	MIN	BUF	DNP		MIN
Oct 25	Vs VAN	DNP	MIN	BUF	3/21O 65		MIN
Oct 26	@ NSH	DNP	MIN	BUF	1/23W 60		MIN
Oct 29	Vs WPG	DNP	MIN	BUF	2/23W 60		MIN
Nov 1	@ FLA	0/31W 60	MIN	BUF	DNP		MIN
Nov 2	@ T.B	DNP	MIN	BUF	4/25L 57		MIN
Nov 5	@ MTL	DNP	MIN	BUF	2/27W 65		MIN
Nov 7	Vs CGY	2/20W 60	MIN	BUF	DNP		MIN
Nov 9	Vs PIT	DNP	MIN	BUF	1/20W 60		MIN
Nov 12	Vs PHX	DNP	MIN	BUF	3/19O 61		MIN
Nov 14	Vs COL	DNP	MIN	BUF	3/24W 60		MIN
Nov 16	Vs CAR	2/20W 60	MIN	BUF	DNP		MIN
Nov 17	@ WSH	1/14 44	MIN	BUF	3/6L 16		MIN
Nov 19	@ BUF	DNP	MIN	BUF	1/24W 60		MIN
Nov 21	@ BOS	DNP	MIN	BUF	2/31W 65		MIN
Nov 23	Vs DAL	1/35W 60	MIN	BUF	DNP		MIN
Nov 25	Vs MIN	DNP	MIN	BUF	0/22W 60		MIN
Nov 27	@ COL	DNP	MIN	BUF	1/26W 60		MIN
Nov 29	@ S.J	4/12L 20	MIN	BUF	1/19 39		MIN
Dec 2	@ L.A	DNP	MIN	BUF	3/23L 59		MIN
Dec 5	Vs NYI	DNP	MIN	BUF	1/23W 60		MIN
Dec 7	Vs ANA	1/14 52	MIN	BUF	3/8L 7		MIN
Dec 10	@ WPG	1/21W 60	MIN	BUF	DNP		MIN
Dec 12	Vs TOR	3/22W 60	MIN	BUF	DNP		MIN
Dec 14	@ CBJ	DNP	MIN	BUF	3/33W 60		MIN
Dec 16	@ OTT	3/32O 64	MIN	BUF	DNP		MIN
Dec 17	Vs S.J	DNP	MIN	BUF	4/27L 58		MIN
Dec 19	Vs MTL	DNP	MIN	BUF	1/26W 60		MIN
Dec 21	@ EDM	0/23W 60	MIN	BUF	DNP		MIN
Dec 23	@ CGY	DNP	MIN	BUF	3/29O 65		MIN
Dec 28	Vs CHI	2/19W 45	MIN	BUF	3/13 20		MIN
Dec 29	@ DAL	2/30W 65	MIN	BUF	DNP		MIN
Dec 31	@ MIN	1/25W 60	MIN	BUF	DNP		MIN
Jan 2	Vs L.A	0/30W 60	MIN	BUF	DND		MIN
Jan 4	Vs CBJ	2/24W 60	DNP	BUF	DND		MIN
Jan 7	@ EDM	2/18W 60	MIN	BUF	DNP		MIN
Jan 9	@ CGY	DNP	MIN	BUF	0/33W 60		MIN
Jan 10	@ VAN	2/22L 59	MIN	BUF	DNP		MIN
Jan 14	Vs PHX	DNP	MIN	BUF	1/21W 60		MIN
Jan 16	Vs L.A	DNP	MIN	BUF	3/30L 58		MIN
Jan 18	Vs ANA	3/21L 59	MIN	BUF	DNP		MIN
Jan 20	@ DET	DNP	MIN	BUF	1/23W 60		MIN
Jan 21	@ N.J	3/9L 12	MIN	BUF	4/14 48		MIN

Skaters: Goals - Assists (Game Winning or Game Tying) Shots(+/-) TOI
 Goalies: Goals Allowed/Shots Decision Minutes Played



INDIVIDUAL - GAME BY GAME

DATE	OPPONENT	ELLIOTT #1	ALLEN #34	MILLER #39	HALAK #41	TYNI #60	LUNDSTROM #35
Jan 23	@ NYR	DNP	MIN	BUF	1/35W 60		MIN
Jan 25	@ NYI	DNP	MIN	BUF	3/36W 64		MIN
Jan 28	Vs N.J	DNP	MIN	BUF	0/23W 60		MIN
Jan 31	@ CAR	DNP	MIN	BUF	2/30L 60		MIN
Feb 1	Vs NSH	3/31W 65	MIN	BUF	DNP		MIN
Feb 4	Vs OTT	DNP	MIN	BUF	4/31O 65		MIN
Feb 6	Vs BOS	DNP	MIN	BUF	2/38W 63		MIN
Feb 8	Vs WPG	3/31W 65	MIN	BUF	DNP		MIN
Feb 26	@ VAN	DNP	MIN	BUF	1/35L 58		MIN
Feb 28	@ ANA	1/19L 59	MIN	BUF	DND	DNP	MIN
Mar 2	@ PHX	DNP	MIN	2/25W 60	DND	DND	MIN
Mar 4	Vs T.B	DNP	MIN	2/17W 60	WSH	DND	MIN
Mar 6	@ NSH	DNP	MIN	1/21W 60	WSH	DND	MIN
Mar 8	@ COL	DNP	MIN	1/27W 60	WSH	DND	MIN
Mar 9	@ MIN	2/19W 65	MIN	DNP	WSH	DND	MIN
Mar 11	Vs DAL	DNP	MIN	3/30O 64	WSH	DND	MIN
Mar 13	Vs EDM	DNP	MIN	2/25W 60	WSH	DND	MIN
Mar 15	@ NSH	DNP	MIN	1/31W 60	WSH	DND	MIN
Mar 17	Vs WPG	DNP	MIN	1/17W 60	WSH	DND	MIN
Mar 19	@ CHI	0/3 12	MIN	4/27L 48	WSH	DND	MIN
Mar 22	@ PHI	DNP	MIN	3/18L 60	WSH	DND	MIN
Mar 23	@ PIT	0/33W 60	MIN	DNP	WSH	DND	MIN
Mar 25	@ TOR	DNP	MIN	3/25W 60	WSH	DND	MIN
Mar 27	Vs MIN	DNP	MIN	1/28W 59	WSH	DND	MIN
Mar 29	Vs DAL	DNP	MIN	4/27L 59	WSH	DND	MIN
Apr 1	Vs PHI	DNP	MIN	0/31W 65	WSH	DND	MIN
Apr 3	Vs BUF	1/25W 60	MIN	DNP	WSH	DND	MIN
Apr 5	Vs COL	DNP	MIN	4/29L 60	WSH	DND	MIN
Apr 6	@ CHI	3/34L 59	MIN	DNP	WSH	DND	MIN
Apr 8	Vs WSH	DNP	MIN	4/22L 59	WSH	DND	MIN
Apr 10	@ MIN	0/2 15	MIN	4/13L 43	WSH	DND	MIN
Apr 11	@ DAL	DNP	MIN	3/40L 60	WSH	DND	MIN
Apr 13	Vs DET	DNP	MIN	3/21L 60	WSH	DND	MIN

Skaters: Goals - Assists (Game Winning or Game Tying) Shots/(+/-) TOI
 Goalies: Goals Allowed/Shots Decision Minutes Played





ST. LOUIS BLUES

ST. LOUIS BLUES vs. ANAHEIM DUCKS 2013-2014 REGULAR SEASON

at ST. LOUIS BLUES			at ANAHEIM DUCKS		
Date	Score	W Goal	Date	Score	W Goal
18 Jan '14	ANA 3 @ STL 2	Cam Fowler	28 Feb '14	STL 0 @ ANA 1	Andrew Cogliano
07 Dec '13	ANA 5 @ STL 2	Ryan Getzlaf			

Individual Scoring

BLUES										DUCKS										
Player	GP	G	A	P	+/-	PIM	PP	SH		Player	GP	G	A	P	+/-	PIM	PP	SH		
Jaden Schwartz	3	2	0	2	-1	0	1	0		Ryan Getzlaf	3	2	2	4	1	0	0	0		
Barret Jackman	3	1	1	2	1	0	0	0		Nick Bonino	3	1	3	4	1	0	0	0		
T.J. Oshie	3	0	2	2	-2	0	0	0		Andrew Cogliano	3	2	1	3	2	0	0	0		
Patrik Berglund	3	1	0	1	0	2	0	0		Mark Frazier	3	1	1	2	2	6	0	0		
Alex Pietrangolo	3	0	1	1	-4	4	0	0		Cam Fowler	3	1	1	2	2	0	1	0		
Kevin Shattenkirk	3	0	1	1	-1	2	0	0		Corey Perry	3	1	1	2	1	9	1	0		
Vladimir Tarasenko	3	0	1	1	0	0	0	0		Saku Koivu	3	0	2	2	2	0	0	0		
Maxim Lapierre	2	0	1	1	0	2	0	0		Matt Beleskey	3	1	0	1	0	4	0	0		
Vladimir Sobotka	2	0	1	1	0	0	0	0		Tim Jackman	3	0	1	1	1	4	0	0		
David Backes	3	0	0	0	-2	9	0	0		Patrick Maroon	3	0	1	1	1	4	0	0		
Jay Bouwmeester	3	0	0	0	-3	0	0	0		Daniel Winnik	3	0	1	1	1	0	0	0		
Brenden Morrow	3	0	0	0	2	0	0	0		Bryan Allen	3	0	0	0	5	2	0	0		
Magnus Paajarvi	3	0	0	0	-1	0	0	0		Hampus Lindholm	3	0	0	0	-1	0	0	0		
Roman Polak	3	0	0	0	0	0	0	0		Ben Lovejoy	3	0	0	0	0	0	0	0		
Derek Roy	3	0	0	0	-1	0	0	0		Dustin Penner	3	0	0	0	1	0	0	0		
Alexander Steen	3	0	0	0	-3	2	0	0		Francois Beauchemin	2	0	0	0	0	0	0	0		
Ian Cole	2	0	0	0	0	2	0	0		Kyle Palmieri	2	0	0	0	0	0	0	0		
Ryan Reaves	2	0	0	0	-1	2	0	0		Mathieu Perreault	1	0	0	0	0	0	0	0		
Chris Stewart	2	0	0	0	-2	0	0	0		Teemu Selanne	1	0	0	0	0	0	0	0		
Carlo Colaiacovo	1	0	0	0	-1	0	0	0		Jakob Silfverberg	1	0	0	0	0	0	0	0		
Dmitrij Jaskin	1	0	0	0	0	0	0	0		David Steckel	1	0	0	0	0	0	0	0		
										Sami Vatanen	1	0	0	0	1	4	0	0		

Power Play: 1-12 8.3% / Penalty Killing: 6-8 75.0%

Power Play: 2-8 25.0% / Penalty Killing: 11-12 91.7%

Goaltending

BLUES								DUCKS									
Goalie	GP	Min	WLOT	GA	SA	SV	GAA	SV%	Goalie	GP	Min	WLOT	GA	SA	SV	GAA	SV%
Brian Elliott	3	170	0-2-0	5	54	49	1.76	.907	Frederik Andersen	2	120	2-0-0	4	64	60	2.00	.938
Jaroslav Halak	1	7	0-1-0	3	8	5	24.05	.625	Jonas Hiller	1	60	1-0-0	0	18	18	0.00	1.000

Goals by Period

BLUES					DUCKS						
	1st	2nd	3rd	OT	Total		1st	2nd	3rd	OT	Total
Goals	0	0	4	0	4	Goals	5	3	1	0	9

Shots by Period

BLUES					DUCKS						
	1st	2nd	3rd	OT	Total		1st	2nd	3rd	OT	Total
Shots	25	28	29	0	82	Shots	21	26	16	0	63

* - Overtime ** - Shootout

ALL-TIME SERIES VS. ANAHEIM

Year	HOME			Year	HOME			Year	HOME			Year	HOME		
	W-L-T-OTL	W-L-T-OTL	OVERALL		W-L-T-OTL	W-L-T-OTL	OVERALL		W-L-T-OTL	W-L-T-OTL	OVERALL		W-L-T-OTL	W-L-T-OTL	OVERALL
1993-94	1-1-0	1-1-0	2-2-0	2000-01	2-0-0-0	2-0-0-0	4-0-0-0	2008-09	1-1-0	0-2-0	1-3-0	2009-10	1-0-1	1-1-0	2-1-1
1994-95	2-0-0	2-0-0	4-0-0	2001-02	1-1-0-0	2-0-0-0	3-1-0-0	2009-11	2-0-0	0-2-0	2-2-0	2010-11	2-0-0	0-2-0	2-2-0
1995-96	1-1-0	0-2-0	1-3-0	2002-03	1-1-0-0	0-2-0-0	1-3-0-0	2011-12	2-0-0	0-2-0	2-2-0	2012-13	1-0-1	0-1-0	1-1-1
1996-97	1-1-0	1-0-1	2-1-1	2003-04	2-0-0-0	0-1-1-0	2-1-1-0	2013-14	0-2-0	0-1-0	0-3-0	TOTALS	22-10-8-0	15-20-3-0	37-30-11-0
1997-98	0-1-1	2-0-0	2-1-1	2005-06	1-0-1	0-2-0	1-2-1								
1998-99	0-1-1	2-0-0	2-1-1	2006-07	0-0-2	1-1-0	1-1-2								
1999-00	1-0-1-0	1-1-0-0	2-1-1-0	2007-08	2-0-0	0-1-1	2-1-1								

ALL-TIME SERIES FACTS

Shutouts For: 3 (2 home, 1 road)
 Shutouts Against: 5 (2 home, 3 road)
 Last STL SO: Oct. 17, 2009 (5-0 @ ANA)
 Last ANA SO: Feb. 28, 2014 (0-1 @ ANA)

Overtime Record: 5-3-5
 Overtime at Home: 4-1-3
 Overtime on Road: 1-2-2
 2013-14 OT Record: 0-0

Shootout Record: 1-4
 Shootout at Home: 1-4
 Shootout on Road: 0-0
 2013-14 SO Record: 0-0

BLUES VS. THE NHL

ST. LOUIS BLUES vs. BOSTON BRUINS 2013-2014 REGULAR SEASON

at ST. LOUIS BLUES

Date	Score	W Goal
06 Feb '14 *	BOS 2 @ STL 3	T.J. Oshie

at BOSTON BRUINS

Date	Score	W Goal
21 Nov '13 **	STL 3 @ BOS 2	Derek Roy

Individual Scoring

BLUES										BRUINS									
Player	GP	G	A	P	+/-	PIM	PP	SH		Player	GP	G	A	P	+/-	PIM	PP	SH	
Jaden Schwartz	2	2	1	3	2	0	0	0		Torey Krug	2	0	2	2	2	2	0	0	
David Backes	2	1	0	1	1	0	0	0		Gregory Campbell	2	1	0	1	0	0	0	0	
T.J. Oshie	2	1	0	1	1	4	0	0		David Krejci	2	1	0	1	0	0	0	0	
Alexander Steen	2	1	0	1	1	0	0	0		Brad Marchand	2	1	0	1	0	0	0	0	
Jay Bouwmeester	2	0	1	1	-1	4	0	0		Carl Soderberg	2	1	0	1	-2	0	0	0	
Barret Jackman	2	0	1	1	4	2	0	0		Johnny Boychuk	2	0	1	1	0	4	0	0	
Alex Pietrangelo	2	0	1	1	-2	0	0	0		Jarome Iginla	2	0	1	1	0	0	0	0	
Derek Roy	2	0	1	1	2	0	0	0		Chris Kelly	2	0	1	1	-2	2	0	0	
Kevin Shattenkirk	2	0	1	1	4	2	0	0		Milan Lucic	2	0	1	1	0	0	0	0	
Dmitrij Jaskin	1	0	1	1	1	0	0	0		Daniel Paille	2	0	1	1	1	0	0	0	
Maxim Lapierre	2	0	0	0	-1	0	0	0		Reilly Smith	2	0	1	1	0	0	0	0	
Brenden Morrow	2	0	0	0	-1	0	0	0		Matt Bartkowski	2	0	0	0	0	4	0	0	
Magnus Paajarvi	2	0	0	0	-1	0	0	0		Patrice Bergeron	2	0	0	0	0	0	0	0	
Roman Polak	2	0	0	0	-2	2	0	0		Loui Eriksson	2	0	0	0	-1	0	0	0	
Ryan Reaves	2	0	0	0	-1	0	0	0		Dougie Hamilton	2	0	0	0	1	0	0	0	
Chris Stewart	2	0	0	0	0	0	0	0		Kevan Miller	2	0	0	0	-1	0	0	0	
Patrik Berglund	1	0	0	0	0	0	0	0		Shawn Thornton	2	0	0	0	1	0	0	0	
Ian Cole	1	0	0	0	-1	0	0	0		Zdeno Chara	1	0	0	0	-1	0	0	0	
Jordan Leopold	1	0	0	0	0	0	0	0		David Warsofsky	1	0	0	0	-2	0	0	0	
Vladimir Sobotka	1	0	0	0	-1	0	0	0											
Vladimir Tarasenko	1	0	0	0	-1	0	0	0											

Power Play: 0-5 0.0% / Penalty Killing: 4-4 100.0%

Power Play: 0-4 0.0% / Penalty Killing: 5-5 100.0%

Goaltending

BLUES										BRUINS									
Goalie	GP	Min	WLOT	GA	SA	SV	GAA	SV%		Goalie	GP	Min	WLOT	GA	SA	SV	GAA	SV%	
Jaroslav Halak	2	128	2-0-0	4	69	65	1.87	.942		Tuukka Rask	2	128	0-0-2	5	53	48	2.33	.906	

Goals by Period

BLUES						BRUINS					
	1st	2nd	3rd	OT	Total		1st	2nd	3rd	OT	Total
Goals	2	2	0	1	5	Goals	1	1	2	0	4

Shots by Period

BLUES						BRUINS					
	1st	2nd	3rd	OT	Total		1st	2nd	3rd	OT	Total
Shots	17	20	13	3	53	Shots	21	21	22	5	69

* - Overtime ** - Shootout

ALL-TIME SERIES VS. BOSTON

Year	HOME			ROAD			OVERALL			Year	HOME			ROAD			OVERALL			
	W-L-T	OTL		W-L-T	OTL		W-L-T	OTL			W-L-T	OTL		W-L-T	OTL		W-L-T	OTL		
1967-68	1-1-0		0-1-1	1-2-1		1983-84	0-2-0		0-1-0	0-1-0		0-2-0		0-1-0		1999-00	1-0-0-0		1-0-0-0	2-0-0-0
1968-69	1-1-1		1-1-1	2-2-2		1984-85	0-1-0		0-0-2	0-1-2		2000-01	1-0-0-0		0-1-0-0		2000-01	1-0-0-0		1-1-0-0
1969-70	1-1-1		0-2-1	1-3-2		1985-86	1-1-0		1-0-0	2-1-0		2001-02	1-0-0-0		1-0-0-0		2001-02	1-0-0-0		2-0-0-0
1970-71	0-2-1		1-2-0	1-4-1		1986-87	1-0-0		0-2-0	1-2-0		2002-03	DNP		1-0-0-0		2002-03	DNP		1-0-0-0
1971-72	1-1-1		0-3-0	1-4-1		1987-88	1-1-0		1-0-0	2-1-0		2003-04	1-0-0-0		DNP		2003-04	DNP		1-0-0-0
1972-73	2-0-0		1-2-0	3-2-0		1988-89	0-1-0		0-2-0	0-3-0		2005-06	-Did Not Play-		DNP		2005-06	-Did Not Play-		DNP
1973-74	1-2-0		0-2-0	1-4-0		1989-90	0-2-0		1-0-0	1-2-0		2006-07	1-0-0		DNP		2006-07	1-0-0		1-0-0
1974-75	2-0-0		0-1-1	2-1-1		1990-91	1-0-0		0-1-1	1-1-1		2007-08	DNP		1-0-0		2007-08	DNP		1-0-0
1975-76	1-0-1		0-2-0	1-2-1		1991-92	2-0-0		1-0-0	3-0-0		2008-09	0-1-0		1-0-0		2008-09	0-1-0		1-1-0
1976-77	1-0-1		0-2-0	1-2-1		1992-93	0-1-0		0-1-0	0-2-0		2009-10	0-1-0		DNP		2009-10	0-1-0		0-1-0
1977-78	0-2-0		0-2-0	0-4-0		1993-94	1-0-0		1-0-0	2-0-0		2010-11	DNP		1-0-0		2010-11	DNP		1-0-0
1978-79	1-1-0		0-2-0	1-3-0		1994-95	-Did Not Play-		-Did Not Play-	-Did Not Play-		2011-12	0-1-0		DNP		2011-12	0-1-0		0-1-0
1979-80	0-0-2		1-1-0	1-1-2		1995-96	0-1-0		0-1-0	0-2-0		2012-13	-Did Not Play-		DNP		2012-13	-Did Not Play-		DNP
1980-81	2-0-0		1-1-0	3-1-0		1996-97	1-0-0		0-0-1	1-0-1		2013-14	1-0-0		1-0-0		2013-14	1-0-0		2-0-0
1981-82	0-1-1		1-0-0	1-1-1		1997-98	1-0-0		1-0-0	2-0-0		TOTALS	29-26-9-0		19-35-9-0		46-61-18-0			
1982-83	0-1-0		0-2-0	0-3-0		1998-99	DNP		0-0-1	0-0-1										

ALL-TIME SERIES FACTS

Shutouts For: 5 (3 home, 2 road)
 Shutouts Against: 11 (5 home, 6 road)
 Last STL SO: Dec. 3, 2002 (4-0 @ BOS)
 Last BOS SO: Mar. 27, 1990 (0-3 @ STL)

Overtime Record: 5-3-5
 Overtime at Home: 1-1-0
 Overtime on Road: 1-2-5
 2013-14 OT Record: 1-0

Shootout Record: 4-0
 Shootout at Home: 1-0
 Shootout on Road: 3-0
 2013-14 SO Record: 1-0



ST. LOUIS BLUES

ST. LOUIS BLUES vs. BUFFALO SABRES 2013-2014 REGULAR SEASON

at ST. LOUIS BLUES				at BUFFALO SABRES			
Date	Score	W Goal		Date	Score	W Goal	
03 Apr '14	BUF 1 @ STL 2	Brenden Morrow		19 Nov '13	STL 4 @ BUF 1	Vladimir Tarasenko	

Individual Scoring

BLUES										SABRES									
Player	GP	G	A	P	+/-	PIM	PP	SH		Player	GP	G	A	P	+/-	PIM	PP	SH	
Brenden Morrow	2	3	0	3	3	2	0	0		Tyler Ennis	2	1	2	1	4	0	0	0	
Ryan Reaves	2	0	2	2	2	0	0	0		Ville Leino	2	0	2	2	0	0	0	0	
Jaden Schwartz	2	0	2	2	0	0	0	0		Cody Hodgson	2	1	0	1	-1	0	1	0	
Chris Stewart	1	0	2	2	2	2	0	0		Henrik Tallinder	1	0	1	1	1	0	0	0	
Maxim Lapierre	2	1	0	1	2	0	0	0		Christian Ehrhoff	2	0	0	0	-5	0	0	0	
Magnus Paajarvi	2	1	0	1	1	0	0	0		Brian Flynn	2	0	0	0	-2	2	0	0	
Vladimir Tarasenko	1	1	0	1	-1	2	1	0		Marcus Foligno	2	0	0	0	-1	0	0	0	
Jay Bouwmeester	2	0	1	1	2	0	0	0		Zemgus Girgensons	2	0	0	0	-2	0	0	0	
T.J. Oshie	2	0	1	1	0	0	0	0		Jamie McBain	2	0	0	0	0	0	0	0	
Roman Polak	2	0	1	1	1	0	0	0		John Scott	2	0	0	0	-3	0	0	0	
Derek Roy	2	0	1	1	2	0	0	0		Mike Weber	2	0	0	0	0	0	0	0	
Vladimir Sobotka	2	0	1	1	0	2	0	0		Cory Conacher	1	0	0	0	0	0	0	0	
David Backes	2	0	0	0	2	0	0	0		Matt D'Agostini	1	0	0	0	2	0	0	0	
Alex Pietrangolo	2	0	0	0	1	0	0	0		Nicolas Deslauriers	1	0	0	0	-1	0	0	0	
Kevin Shattenkirk	2	0	0	0	1	0	0	0		Matt Ellis	1	0	0	0	-1	0	0	0	
Patrik Berglund	1	0	0	0	0	0	0	0		Johan Larsson	1	0	0	0	0	0	0	0	
Carlo Colaiacovo	1	0	0	0	0	0	0	0		Jake McCabe	1	0	0	0	0	0	0	0	
Ian Cole	1	0	0	0	2	0	0	0		Cody McCormick	1	0	0	0	-2	0	0	0	
Barret Jackman	1	0	0	0	1	0	0	0		Matt Moulson	1	0	0	0	0	0	0	0	
Dmitry Jaskin	1	0	0	0	1	0	0	0		Tyler Myers	1	0	0	0	1	0	0	0	
Jordan Leopold	1	0	0	0	0	0	0	0		Steve Ott	1	0	0	0	1	2	0	0	
Steve Ott	1	0	0	0	0	0	0	0		Mark Pysyk	1	0	0	0	-3	0	0	0	
Alexander Steen	1	0	0	0	0	0	0	0		Rasmus Ristolainen	1	0	0	0	-1	0	0	0	
										Chad Ruhwedel	1	0	0	0	0	0	0	0	
										Drew Stafford	1	0	0	0	0	0	0	0	
										Corey Tropp	1	0	0	0	-2	0	0	0	

Power Play: 1-5 20.0% / Penalty Killing: 4-5 80.0%

Goaltending

BLUES								SABRES													
Goalie	GP	Min	W	L	OT	GA	SA	SV	GAA	SV%	Goalie	GP	Min	W	L	OT	GA	SA	SV	GAA	SV%
Brian Elliott	1	60	1	0	0	1	25	24	1.00	.980	Nathan Liewen	1	59	0	1	0	2	28	26	2.03	.929
Jaroslav Halak	1	60	1	0	0	1	24	23	1.00	.958	Ryan Miller	1	60	0	1	0	4	31	27	4.00	.871

Goals by Period

BLUES						SABRES					
	1st	2nd	3rd	OT	Total		1st	2nd	3rd	OT	Total
Goals	2	2	2	0	6	Goals	1	0	1	0	2

Shots by Period

BLUES						SABRES					
	1st	2nd	3rd	OT	Total		1st	2nd	3rd	OT	Total
Shots	20	18	21	0	59	Shots	9	19	21	0	49

* - Overtime ** - Shootout

ALL-TIME SERIES VS. BUFFALO

Year	HOME			ROAD			OVERALL			Year	HOME			ROAD			OVERALL		
	W-L-T	OTL	OTL	W-L-T	OTL	OTL	W-L-T	OTL	OTL		W-L-T	OTL	OTL	W-L-T	OTL	OTL	W-L-T	OTL	OTL
1970-71	3-0-0	1-2-0	4-2-0	1985-86	1-1-0	0-1-0	1-2-0	2000-01	1-0-0-0	DNP	1-0-0-0								
1971-72	2-0-1	2-1-0	4-1-1	1986-87	1-0-0	1-1-0	2-1-0	2001-02	1-0-0-0	1-0-0-0	2-0-0-0								
1972-73	1-1-1	0-1-1	1-2-2	1987-88	0-2-0	0-1-0	0-3-0	2002-03	1-0-0-0	1-0-0-0	2-0-0-0								
1973-74	1-0-1	1-2-0	2-2-1	1988-89	1-0-0	1-1-0	2-1-0	2003-04	DNP	1-0-0-0	1-0-0-0								
1974-75	0-1-1	0-1-1	0-2-2	1989-90	2-0-0	0-1-0	2-1-0	2005-06	-Did Not Play-										
1975-76	1-1-0	0-1-1	1-2-1	1990-91	1-0-0	2-0-0	3-0-0	2006-07	1-0-0	DNP	1-0-0								
1976-77	2-0-0	0-2-0	2-2-0	1991-92	1-0-0	1-1-0	2-1-0	2007-08	DNP	1-0-0	1-0-0								
1977-78	0-2-0	0-2-0	0-4-0	1992-93	0-0-1	0-1-0	0-1-1	2008-09	DNP	0-1-0	0-1-0								
1978-79	0-1-1	0-2-0	0-3-1	1993-94	1-0-0	1-0-0	2-0-0	2009-10	0-1-0	DNP	0-1-0								
1979-80	2-0-0	0-2-0	2-2-0	1994-95	-Did Not Play-			2010-11	DNP	1-0-0	1-0-0								
1980-81	2-0-0	1-0-1	3-0-1	1995-96	0-1-0	0-1-0	0-2-0	2011-12	1-0-0	DNP	1-0-0								
1981-82	1-1-0	0-1-0	1-2-0	1996-97	0-1-0	0-0-1	0-1-1	2012-13	-Did Not Play-										
1982-83	1-0-0	0-2-0	1-2-0	1997-98	0-1-0	0-0-1	0-1-1	2013-14	1-0-0	1-0-0	2-0-0								
1983-84	1-1-0	0-1-0	1-2-0	1998-99	0-0-1	1-0-0	1-0-1	TOTALS	32-15-7-0	20-30-6-0	52-45-13-0								
1984-85	1-0-0	1-1-0	2-1-0	1999-00	DNP	1-0-0-0	1-0-0-0												

ALL-TIME SERIES FACTS

Shutouts For: 4 (2 home, 2 road)	Overtime Record: 4-1-4	Shootout Record: 0-0
Shutouts Against: 5 (3 home, 2 road)	Overtime at Home: 3-0-2	Shootout at Home: 0-0
Last STL SO: Feb. 18, 2011 (3-0 @ BUF)	Overtime on Road: 1-1-2	Shootout on Road: 0-0
Last BUF SO: Nov. 27, 1995 (0-2 @ STL)	2013-14 OT Record: 0-0	2013-14 SO Record: 0-0

BLUES VS. THE NHL

ST. LOUIS BLUES vs. CALGARY FLAMES 2013-2014 REGULAR SEASON

at ST. LOUIS BLUES		
Date	Score	W Goal
07 Nov '13	CGY 2 @ STL 3	Alexander Steen

at CALGARY FLAMES		
Date	Score	W Goal
09 Jan '14	STL 5 @ CGY 0	Chris Stewart
23 Dec '13 **	STL 3 @ CGY 4	Joe Colborne

Individual Scoring

Player	BLUES							
	GP	G	A	P	+/-	PIM	PP	SH
Vladimir Tarasenko	3	2	2	4	0	0	2	0
Kevin Shattenkirk	3	1	2	3	3	2	1	0
Jordan Leopold	2	0	3	3	2	2	0	0
Maxim Lapierre	3	1	1	2	0	4	0	0
Jaden Schwartz	3	1	1	2	1	2	0	0
Chris Stewart	3	1	1	2	1	2	0	0
Vladimir Sobotka	2	1	1	2	2	2	0	0
Jay Bouwmeester	3	0	2	2	-1	2	0	0
Brenden Morrow	2	0	2	2	1	2	0	0
Patrik Berglund	3	1	0	1	0	6	1	0
Ian Cole	2	1	0	1	3	0	0	0
Magnus Paajarvi	2	1	0	1	1	0	0	0
Alexander Steen	1	1	0	1	2	0	0	0
Barret Jackman	3	0	1	1	3	7	0	0
T.J. Oshie	3	0	1	1	1	2	0	0
Alex Pietrangolo	3	0	1	1	-1	2	0	0
Derek Roy	3	0	1	1	1	2	0	0
Adam Cracknell	2	0	1	1	1	0	0	0
David Backes	3	0	0	0	1	2	0	0
Ryan Reaves	2	0	0	0	1	0	0	0
Carlo Colaiacovo	1	0	0	0	0	2	0	0
Dmitrij Jaskin	1	0	0	0	0	0	0	0
Roman Polak	1	0	0	0	-1	0	0	0

Power Play: 4-13 30.8% / Penalty Killing: 15-17 88.2%

Player	FLAMES							
	GP	G	A	P	+/-	PIM	PP	SH
Mike Cammalleri	3	2	1	3	1	0	0	0
Jiri Hudler	3	1	2	3	0	0	1	0
Mark Giordano	2	1	1	2	0	4	1	0
Mikael Backlund	3	0	2	2	-1	0	0	0
Tim Jackman	1	1	0	1	1	5	0	0
Chris Butler	3	0	1	1	0	2	0	0
Shane O'Brien	3	0	1	1	-1	0	0	0
Paul Byron	2	0	1	1	0	2	0	0
Chad Billins	1	0	1	1	0	0	0	0
Lance Bouma	3	0	0	0	-1	0	0	0
TJ Brodie	3	0	0	0	-1	0	0	0
Joe Colborne	3	0	0	0	0	2	0	0
TJ Galiardi	3	0	0	0	-2	2	0	0
Brian McGrattan	3	0	0	0	-2	2	0	0
Sean Monahan	3	0	0	0	-2	0	0	0
Matt Stajan	3	0	0	0	-2	4	0	0
David Jones	2	0	0	0	-1	0	0	0
Ladislav Smid	2	0	0	0	-3	0	0	0
Lee Stempniak	2	0	0	0	-2	2	0	0
Dennis Wideman	2	0	0	0	-3	6	0	0
Christopher Breen	1	0	0	0	-1	0	0	0
Max Reinhart	1	0	0	0	1	2	0	0
Kris Russell	1	0	0	0	0	0	0	0
Kevin Westgarth	1	0	0	0	-1	2	0	0

Power Play: 2-17 11.8% / Penalty Killing: 9-13 69.2%

Goaltending

Goalie	BLUES							
	GP	Min	WLOT	GA	SA	SV	GAA	SV%
Jaroslav Halak	2	125	11-0-1	3	62	59	1.44	.952
Brian Elliott	1	60	1-0-0	2	20	18	2.00	.900

Goalie	FLAMES							
	GP	Min	WLOT	GA	SA	SV	GAA	SV%
Reto Berra	2	122	1-1-0	6	62	56	2.95	.903
Karri Ramo	1	60	0-1-0	5	29	24	5.03	.828

Goals by Period

Goals	BLUES				
	1st	2nd	3rd	OT	Total
Goals	5	4	2	0	11

Goals	FLAMES				
	1st	2nd	3rd	OT	Total
Goals	0	1	4	0	5

Shots by Period

Shots	BLUES				
	1st	2nd	3rd	OT	Total
Shots	34	28	26	3	91

Shots	FLAMES				
	1st	2nd	3rd	OT	Total
Shots	16	30	32	4	82

* - Overtime ** - Shootout

ALL-TIME SERIES VS. CALGARY*

Year	HOME			ROAD			OVERALL				
	W-L-T-OTL	W-L-T-OTL	W-L-T-OTL	Year	W-L-T-OTL	W-L-T-OTL	W-L-T-OTL	Year	W-L-T-OTL	W-L-T-OTL	W-L-T-OTL
1972-73	1-0-2	2-0-1	3-0-3	1986-87	1-0-0	1-1-0	2-1-0	2000-01	2-0-0-0	0-0-1-1	2-0-1-1
1973-74	1-1-0	2-0-1	3-1-1	1987-88	1-1-0	0-1-0	1-2-0	2001-02	1-1-0-0	0-2-0-0	1-3-0-0
1974-75	2-1-0	1-1-0	3-2-0	1988-89	0-1-0	0-2-0	0-3-0	2002-03	2-0-0-0	2-0-0-0	4-0-0-0
1975-76	2-0-0	1-1-1	3-1-1	1989-90	0-1-1	0-1-0	0-2-1	2003-04	0-2-0-0	2-0-0-0	2-2-0-0
1976-77	1-2-0	0-2-0	1-4-0	1990-91	0-1-0	1-1-0	1-1-0	2005-06	1-1-0	0-1-1	1-2-1
1977-78	0-1-1	0-3-0	0-4-1	1991-92	1-0-1	0-1-0	1-1-1	2006-07	0-2-0	0-1-1	0-3-1
1978-79	1-2-0	0-2-0	1-4-0	1992-93	2-0-0	1-1-0	3-1-0	2007-08	1-1-0	0-2-0	1-3-0
1979-80	0-2-0	1-1-0	1-3-0	1993-94	1-0-1	2-0-0	3-0-1	2008-09	0-1-1	1-1-0	1-2-1
1980-81	1-1-0	1-1-0	2-2-0	1994-95	2-0-0	0-2-0	2-2-0	2009-10	1-0-1	2-0-0	3-0-1
1981-82	1-1-0	1-0-0	2-1-0	1995-96	0-1-1	0-1-1	0-2-2	2010-11	0-2-0	0-2-0	0-4-0
1982-83	0-1-0	1-1-0	1-2-0	1996-97	1-1-0	2-0-0	3-1-0	2011-12	2-0-0	1-1-0	3-1-0
1983-84	0-1-1	0-1-0	0-2-1	1997-98	2-0-0	1-1-0	3-1-0	2012-13	1-0-0	1-1-0	2-1-0
1984-85	1-0-0	2-0-0	3-0-0	1998-99	1-1-0	1-1-0	2-2-0	2013-14	1-0-0	1-0-1	2-0-1
1985-86	1-1-0	1-0-0	2-1-0	1999-00	2-0-1-0	2-0-0-0	4-0-1-0	TOTALS	38-31-11-0	34-37-8-1	72-68-19-1

*Calgary played as the Atlanta Flames until the 1980-1981 season

ALL-TIME SERIES FACTS

Shutouts For: 10 (6 home, 4 road)
 Shutouts Against: 8 (5 home, 3 road)
 Last STL SO: Jan. 9, 2014 (5-0 @ CGY)
 Last CGY SO: March 1, 2011 (0-6 @ STL)

Overtime Record: 5-5-8
 Overtime at Home: 3-2-6
 Overtime on Road: 2-3-2
 2013-14 OT Record: 0-0

Shutout Record: 2-2
 Shutout at Home: 1-0
 Shutout on Road: 1-2
 2013-14 SO Record: 0-1



ST. LOUIS BLUES

ST. LOUIS BLUES vs. CAROLINA HURRICANES 2013-2014 REGULAR SEASON

at ST. LOUIS BLUES			at CAROLINA HURRICANES		
Date	Score	W Goal	Date	Score	W Goal
16 Nov '13	CAR 2 @ STL 4	Alexander Steen	31 Jan '14	STL 1 @ CAR 3	Jeff Skinner

Individual Scoring

BLUES								HURRICANES									
Player	GP	G	A	P	+/-	PIM	PP	SH	Player	GP	G	A	P	+/-	PIM	PP	SH
David Backes	2	2	0	2	0	0	1	0	Nathan Gerbe	2	2	0	2	0	0	1	1
T.J. Oshie	2	1	1	2	-1	4	1	0	Alexander Semin	2	1	0	1	0	4	0	0
Roman Polak	2	1	1	2	1	0	0	0	Eric Staal	2	1	0	1	1	0	0	1
Alexander Steen	2	1	1	2	-2	0	0	0	Jeff Skinner	1	1	0	1	1	0	0	0
Jay Bouwmeester	2	0	2	2	1	0	0	0	Justin Faulk	2	0	1	1	-1	4	0	0
Brenden Morrow	2	0	1	1	1	6	0	0	Manny Malhotra	2	0	1	1	0	0	0	0
Alex Pietrangolo	2	0	1	1	-1	2	0	0	Riley Nash	2	0	1	1	0	0	0	0
Derek Roy	2	0	1	1	-2	0	0	0	Andrej Sekera	2	0	1	1	-1	0	0	0
Chris Stewart	2	0	1	1	2	0	0	0	Jordan Staal	2	0	1	1	1	4	0	0
Ian Cole	1	0	1	1	2	0	0	0	Brett Bellemore	2	0	0	0	2	0	0	0
Patrik Berglund	2	0	0	0	-2	2	0	0	Drayson Bowman	2	0	0	0	0	0	0	0
Barret Jackman	2	0	0	0	0	0	0	0	Patrick Dwyer	2	0	0	0	1	0	0	0
Maxim Lapierre	2	0	0	0	0	0	0	0	Ron Hainsey	2	0	0	0	1	2	0	0
Jaden Schwartz	2	0	0	0	0	0	0	0	Jay Harrison	2	0	0	0	1	2	0	0
Kevin Shattenkirk	2	0	0	0	-1	0	0	0	Tuomo Ruutu	2	0	0	0	-1	0	0	0
Vladimir Sobotka	2	0	0	0	0	2	0	0	Jiri Tlustý	2	0	0	0	-1	0	0	0
Vladimir Tarasenko	2	0	0	0	-3	0	0	0	Tim Gleason	1	0	0	0	0	0	0	0
Jordan Leopold	1	0	0	0	-1	0	0	0	Mike Komisarek	1	0	0	0	0	0	0	0
Magnus Paajarvi	1	0	0	0	0	0	0	0	John-Michael Liles	1	0	0	0	0	0	0	0
Ryan Reaves	1	0	0	0	0	0	0	0	Elias Lindholm	1	0	0	0	0	0	0	0
									Chris Terry	1	0	0	0	-1	0	0	0

Power Play: 2-9 22.2% / Penalty Killing: 7-8 87.5%

Power Play: 1-8 12.5% / Penalty Killing: 7-9 77.8%

Goaltending

BLUES								HURRICANES													
Goalie	GP	Min	W	L	OTL	GA	SA	SV	GAA	SV%	Goalie	GP	Min	W	L	OTL	GA	SA	SV	GAA	SV%
Brian Elliott	1	60	1	0	0	2	20	18	2.01	.900	Anton Khudobin	1	60	1	0	0	1	28	27	1.00	.964
Jaroslav Halak	1	60	0	1	0	2	30	28	2.02	.933	Justin Peters	1	60	0	1	0	3	31	28	3.01	.903

Goals by Period

BLUES						HURRICANES					
Goals	1st	2nd	3rd	OT	Total	Goals	1st	2nd	3rd	OT	Total
Goals	1	2	2	0	5	Goals	1	3	1	0	5

Shots by Period

BLUES						HURRICANES					
Shots	1st	2nd	3rd	OT	Total	Shots	1st	2nd	3rd	OT	Total
Shots	21	16	23	0	60	Shots	15	22	14	0	51

* - Overtime ** - Shootout

ALL-TIME SERIES VS. CAROLINA

Year	HOME W-L-T-OTL	ROAD W-L-T-OTL	OVERALL W-L-T-OTL	Year	HOME W-L-T-OTL	ROAD W-L-T-OTL	OVERALL W-L-T-OTL	Year	HOME W-L-T-OTL	ROAD W-L-T-OTL	OVERALL W-L-T-OTL
1979-80	1-1-0	1-1-0	2-2-0	1991-92	1-1-0	1-0-0	2-1-0	2003-04	DNP	0-1-0-0	0-1-0-0
1980-81	2-0-0	1-0-1	3-0-1	1992-93	1-0-0	1-1-0*	2-1-0	2005-06	DNP	0-1-0	0-1-0
1981-82	1-1-0	0-1-0	1-2-0	1993-94	1-0-0	2-0-0**	3-0-0	2006-07		-Did Not Play-	
1982-83	1-0-0	1-1-0	2-1-0	1994-95		-Did Not Play-		2007-08	1-0-0	DNP	1-0-0
1983-84	1-1-0	0-1-0	1-2-0	1995-96	1-0-0	1-0-0	2-0-0	2008-09	0-1-0	0-1-0	0-2-0
1984-85	0-1-0	1-1-0	1-2-0	1996-97	1-0-0	0-1-0	1-1-0	2009-10	DNP	1-0-0	1-0-0
1985-86	0-1-1	1-0-0	1-1-1	1997-98	1-0-0	0-1-0	1-1-0	2010-11	0-0-1	DNP	0-0-1
1986-87	1-0-0	0-2-0	1-2-0	1998-99	1-0-0	0-0-0	1-0-0	2011-12	1-0-0	0-1-0	1-1-0
1987-88	1-1-0	1-0-0	2-1-0	1999-00	0-1-0-0	1-0-0-0	1-1-0-0	2012-13		-Did Not Play-	
1988-89	0-0-1	0-1-1	0-1-2	2000-01	0-0-1-0	1-0-0-0	1-0-1-0	2013-14	1-0-0	0-1-0	1-1-0
1989-90	1-1-0	1-0-0	2-1-0	2001-02	1-0-0-0	DNP	1-0-0-0	TOTALS	22-10-4-0	18-16-2-0	40-26-6-0
1990-91	1-0-0	2-0-0	3-0-0	2002-03	1-0-0-0	1-0-0-0	2-0-0-0				

*Carolina played as the Hartford Whalers until the 1997-98 season.

**Neutral site game played in Peoria, IL on 2-8-93 is credited as a Blues road game. (W)

**Neutral site game played in Cleveland, OH on 1-6-94 is credited as a Blues road game. (W)

ALL-TIME SERIES FACTS

Shutouts For: 4 (3 home, 1 road)	Overtime Record: 3-0-4	Shutout Record: 0-1
Shutouts Against: 7 (2 home, 5 road)	Overtime at Home: 3-0-3	Shutout at Home: 0-1
Last STL SO: Jan. 5, 2008 (1-0 @ CAR)	Overtime on Road: 0-0-1	Shutout on Road: 0-0
Last CAR SO: March 15, 2012 (0-2 @ CAR)	2013-14 OT Record: 0-0	2013-14 SO Record: 0-0

BLUES VS. THE NHL

ST. LOUIS BLUES vs. CHICAGO BLACKHAWKS 2013-2014 REGULAR SEASON

at ST. LOUIS BLUES		
Date	Score	W Goal
28 Dec '13 **	CHI 5 @ STL 6	Kevin Shattenkirk
09 Oct '13	CHI 2 @ STL 3	Alexander Steen

at CHICAGO BLACKHAWKS		
Date	Score	W Goal
06 Apr '14	STL 2 @ CHI 4	Marcus Kruger
19 Mar '14	STL 0 @ CHI 4	Duncan Keith
17 Oct '13 **	STL 3 @ CHI 2	T.J. Oshie

Individual Scoring

Player	BLUES						
	GP	G	A	P	+	-	SH
Jay Bouwmeester	5	0	5	5	0	0	0
Alex Pietrangolo	5	0	5	5	-1	0	0
Vladimir Tarasenko	3	2	2	4	2	2	0
David Backes	5	2	1	3	-1	2	2
Patrik Berglund	5	1	2	3	-1	0	1
Jaden Schwartz	5	2	0	2	-1	2	1
Alexander Steen	3	2	0	2	1	0	0
T.J. Oshie	5	0	2	2	-3	0	0
Ian Cole	2	0	2	2	0	4	0
Maxim Lapierre	4	1	0	1	-1	2	0
Vladimir Sobotka	4	1	0	1	0	4	0
Dmitrij Jaskin	2	1	0	1	-1	2	0
Brenden Morrow	5	0	1	-1	-1	2	0
Kevin Shattenkirk	5	0	1	-1	-4	0	0
Carlo Colaiacovo	2	0	1	1	0	2	0
Chris Porter	2	0	1	1	-1	0	0
Barret Jackman	5	0	0	0	-3	6	0
Roman Polak	4	0	0	0	0	9	0
Ryan Reaves	4	0	0	0	0	7	0
Derek Roy	4	0	0	0	-1	2	0
Magnus Paajarvi	3	0	0	0	0	0	0
Chris Stewart	3	0	0	0	0	5	0
Jordan Leopold	2	0	0	0	0	0	0
Steve Ott	2	0	0	0	-5	0	0
Adam Cracknell	1	0	0	0	0	0	0

Player	BLACKHAWKS						
	GP	G	A	P	+	-	SH
Patrick Sharp	5	2	4	6	3	4	0
Patrick Kane	4	2	4	6	0	0	1
Jonathan Toews	4	1	3	4	4	4	1
Marcus Kruger	5	2	1	3	1	0	0
Andrew Shaw	5	2	1	3	1	8	1
Ben Smith	3	2	1	3	0	0	1
Marian Hossa	5	1	2	3	0	0	0
Duncan Keith	5	1	2	3	-1	2	1
Jeremy Morin	1	1	1	2	2	0	0
Niklas Hjalmarsson	5	0	2	2	4	2	0
Nick Leddy	5	0	2	2	2	0	0
Kris Versteeg	3	0	2	2	1	0	0
Brent Seabrook	5	1	0	1	-1	-2	0
Brandon Saad	3	1	0	1	-1	0	0
Brandon Pirri	1	1	0	1	1	0	0
Bryan Bickell	5	0	1	1	-1	4	0
Joakim Nordstrom	3	0	1	1	1	0	0
Peter Regin	2	0	1	1	2	0	0
Brandon Bollig	5	0	0	0	1	22	0
Sheldon Brookbank	5	0	0	0	3	5	0
Michal Handzus	5	0	0	0	-3	6	0
Johnny Oduya	4	0	0	0	1	4	0
Jimmy Hayes	1	0	0	0	0	0	0
Michal Rozsival	1	0	0	0	0	0	0

Power Play: 4-15 26.7% / Penalty Killing: 9-14 64.3%

Power Play: 5-14 35.7% / Penalty Killing: 11-15 73.3%

Goaltending

Goalie	BLUES						
	GP	Min	W	L	OT	GA	SV%
Jaroslav Halak	3	145	2-0-0	7	70	63	2.90 .900
Brian Elliott	3	116	1-1-0	5	56	51	2.59 .911
Ryan Miller	1	48	0-1-0	4	27	23	5.00 .852

Goalie	BLACKHAWKS						
	GP	Min	W	L	OT	GA	SV%
Corey Crawford	4	245	2-1-1	7	108	101	1.72 .935
Antti Raanta	1	65	0-0-1	5	25	20	4.62 .800

Goals by Period

	BLUES				
	1st	2nd	3rd	OT	Total
Goals	4	4	4	0	12

	BLACKHAWKS				
	1st	2nd	3rd	OT	Total
Goals	6	6	5	0	17

Shots by Period

	BLUES				
	1st	2nd	3rd	OT	Total
Shots	38	49	44	2	133

	BLACKHAWKS				
	1st	2nd	3rd	OT	Total
Shots	60	46	41	7	154

* - Overtime ** - Shootout

ALL-TIME SERIES VS. CHICAGO

Year	HOME			Year	ROAD			Year	OVERALL		
	W-L-T-OTL	W-L-T-OTL	OVERALL		W-L-T-OTL	W-L-T-OTL	OVERALL		W-L-T-OTL	W-L-T-OTL	OVERALL
1967-68	0-1-1	0-1-1	0-2-2	1963-64	3-0-1	0-4-0	3-4-1	1999-00	1-1-0-1	1-1-0-0	2-2-1-1
1968-69	2-0-1	0-3-0	2-3-1	1964-65	2-1-1	2-2-0	4-3-1	2000-01	3-0-0-0	1-1-0-0	4-1-0-0
1969-70	2-1-0	0-3-0	2-4-0	1965-66	3-1-0	0-4-0	3-5-0	2001-02	1-1-0-0	0-1-1-1	1-2-1-1
1970-71	1-1-1	0-1-2	1-2-3	1966-67	2-0-2	1-1-2	3-1-4	2002-03	1-2-0-0	0-0-2-0	1-2-2-0
1971-72	0-3-0	0-3-0	0-6-0	1967-68	2-1-1	2-2-0	4-3-1	2003-04	2-1-0-0	1-1-0-1	3-2-0-1
1972-73	1-2-0	2-1-0	3-3-0	1968-69	4-0-0	2-1-1	6-1-1	2005-06	2-1-1	1-1-2	3-2-3
1973-74	0-1-1	0-2-1	0-3-2	1969-70	2-1-1	3-1-0	5-2-1	2006-07	2-2-0	1-3-0	3-5-0
1974-75	1-2-0	1-2-0	2-4-0	1970-71	2-2-0	0-3-1	2-5-1	2007-08	2-2-0	1-2-1	3-4-1
1975-76	1-1-1	1-2-0	2-3-1	1971-72	2-1-1	1-3-0	3-4-1	2008-09	2-0-1	2-1-0	4-1-1
1976-77	2-1-0	2-1-0	4-2-0	1972-73	1-1-1	2-2-0	3-3-1	2009-10	1-2-0	1-2-0	2-4-0
1977-78	1-1-1	0-2-1	1-3-2	1973-74	3-0-0	1-2-0	4-2-0	2010-11	2-1-0	0-1-2	2-2-2
1978-79	1-2-1	1-3-0	2-5-1	1974-75	0-1-1	1-0-1	1-1-2	2011-12	2-1-0	0-1-2	2-2-2
1979-80	1-0-1	1-1-0	2-1-1	1975-76	0-2-0	2-0-1	2-2-1	2012-13	1-2-0	1-1-0	2-3-0
1980-81	1-1-0	1-1-1	2-1-1	1976-77	1-2-0	1-1-1	2-3-1	2013-14	2-0-0	1-2-0	3-2-0
1981-82	2-1-0	2-1-1	4-2-1	1977-78	2-1-0	1-2-0	3-3-0	TOTALS	73-51-20-1	43-77-28-2	116-128-47-3
1982-83	2-2-0	0-4-0	2-6-0	1978-79	2-1-0	2-1-0	4-2-0				

ALL-TIME SERIES FACTS

Shutouts For: 13 (9 home, 4 road)
Shutouts Against: 16 (5 home, 11 road)
Last STL SO: Nov. 8, 2011 (3-0 @ STL)
Last CHI SO: Mar. 19, 2014 (0-4 @ CHI)

Overtime Record: 5-11-20
Overtime at Home: 1-3-9
Overtime on Road: 4-8-11
2013-14 OT Record: 0-0

Shootout Record: 5-2
Shootout at Home: 3-0
Shootout on Road: 2-2
2013-14 SO Record: 2-0



ST. LOUIS BLUES vs. COLORADO AVALANCHE 2013-2014 REGULAR SEASON

at ST. LOUIS BLUES		
Date	Score	W Goal
05 Apr '14	COL 4 @ STL 0	Paul Stastny
14 Nov '13	COL 3 @ STL 7	Vladimir Tarasenko

at COLORADO AVALANCHE		
Date	Score	W Goal
08 Mar '14	STL 2 @ COL 1	Patrik Berglund
27 Nov '13	STL 4 @ COL 1	Alexander Steen

Individual Scoring

BLUES										AVALANCHE									
Player	GP	G	A	P	+	-	PIM	PP	SH	Player	GP	G	A	P	+	-	PIM	PP	SH
David Backes	4	3	3	6	4	20	1	0		Ryan O'Reilly	4	2	2	4	-1	0	1	0	
T.J. Oshie	4	0	6	6	4	2	0	0		Paul Stastny	3	1	3	4	0	0	1	0	
Derek Roy	3	1	4	5	0	0	1	0		Nathan MacKinnon	4	2	1	3	-3	2	1	0	
Alexander Steen	3	3	0	3	5	0	1	0		Matt Duchene	3	1	1	2	0	7	0	0	
Patrik Berglund	4	1	2	3	0	4	0	0		Nick Holden	2	1	1	2	1	0	0	0	
Jaden Schwartz	4	1	2	3	1	2	0	1		Nate Guenin	4	0	2	2	-2	10	0	0	
Vladimir Tarasenko	3	1	2	3	2	0	0	0		Gabriel Landeskog	4	0	2	2	-1	4	0	0	
Chris Stewart	2	2	0	2	0	7	1	0		Jamie McGinn	4	0	2	1	4	0	0	0	
Jay Bouwmeester	4	1	1	2	4	4	0	0		Patrick Bordeleau	4	1	0	1	1	34	0	0	
Alex Pietrangolo	4	0	2	2	4	10	0	0		PA Parenteau	3	1	0	1	-4	0	0	0	
Kevin Shattenkirk	4	0	2	2	2	2	0	0		Jan Hejda	4	0	1	1	-3	12	0	0	
Barret Jackman	4	0	0	0	-1	16	0	0		John Mitchell	4	0	1	1	0	4	0	0	
Maxim Lapierre	4	0	0	0	0	14	0	0		Maxime Talbot	4	0	1	1	-2	16	0	0	
Brenden Morrow	4	0	0	0	-1	19	0	0		Brad Malone	2	0	1	1	1	12	0	0	
Roman Polak	4	0	0	0	-2	10	0	0		Andre Benoit	4	0	0	0	-1	2	0	0	
Ian Cole	3	0	0	0	-1	2	0	0		Marc-Andre Cliche	4	0	0	0	-1	0	0	0	
Magnus Paajarvi	3	0	0	0	-3	0	0	0		Erik Johnson	4	0	0	0	1	2	0	0	
Ryan Reaves	3	0	0	0	0	5	0	0		Tyson Barrie	3	0	0	0	-1	2	0	0	
Vladimir Sobotka	3	0	0	0	-1	11	0	0		Cody McLeod	3	0	0	0	-2	15	0	0	
Steve Ott	2	0	0	0	-3	12	0	0		Cory Sarich	3	0	0	0	0	5	0	0	
Dmitrij Jaskin	1	0	0	0	0	0	0	0		Paul Carey	1	0	0	0	0	0	0	0	
Jordan Leopold	1	0	0	0	0	0	0	0		Ryan Wilson	1	0	0	0	0	0	0	0	
Chris Porter	1	0	0	0	0	0	0	0											

Power Play: 4-10 40.0% / Penalty Killing: 16-19 84.2%

Power Play: 3-19 15.8% / Penalty Killing: 6-10 60.0%

Goaltending

BLUES							AVALANCHE										
Goalie	GP	Min	WLOT	GA	SA	SV%	Goalie	GP	Min	WLOT	GA	SA	SV	GAA	SV%		
Jaroslav Halak	2	120	2-0-0	4	50	46	2.00	.920	Semyon Varlamov	4	189	1-3-0	7	96	89	2.22	.927
Ryan Miller	2	120	1-1-0	5	56	51	2.50	.911	Jean-Sebastien Giguere	1	47	0-0-0	5	23	18	6.35	.783

Goals by Period

BLUES					AVALANCHE						
	1st	2nd	3rd	OT	Total		1st	2nd	3rd	OT	Total
Goals	4	5	4	0	13	Goals	2	3	4	0	9

Shots by Period

BLUES					AVALANCHE						
	1st	2nd	3rd	OT	Total		1st	2nd	3rd	OT	Total
Shots	45	40	35	0	120	Shots	33	31	42	0	106

* - Overtime ** - Shootout

ALL-TIME SERIES VS. COLORADO

Year	HOME			ROAD			OVERALL			Year	HOME			ROAD			OVERALL		
	W-L-T-OTL	W-L-T-OTL	W-L-T-OTL	W-L-T-OTL	W-L-T-OTL	W-L-T-OTL	W-L-T-OTL	W-L-T-OTL	W-L-T-OTL		W-L-T-OTL	W-L-T-OTL	W-L-T-OTL	W-L-T-OTL	W-L-T-OTL	W-L-T-OTL	W-L-T-OTL	W-L-T-OTL	
1979-80	2-0-0	0-2-0	2-2-0	1991-92	1-0-0	1-0-0	2-0-0	2003-04	0-1-1-0	1-0-1-0	1-1-2-0								
1980-81	2-0-0	0-1-1	2-1-1	1992-93	0-0-1	1-0-0	1-0-1	2005-06	0-0-2	0-2-0	0-2-2								
1981-82	0-1-0	1-1-0	1-2-0	1993-94	0-1-0	0-1-0	0-2-0	2006-07	2-0-0	1-1-0	3-1-0								
1982-83	1-0-1	0-1-0	1-1-1	1994-95	-Did Not Play-			2007-08	1-1-0	1-1-0	2-2-0								
1983-84	0-1-0	0-1-1	0-2-1	1995-96	1-1-0	1-1-0	2-2-0	2008-09	2-0-0	1-1-0	3-1-0								
1984-85	1-1-0	0-1-0	1-2-0	1996-97	1-1-0	1-1-0	2-2-0	2009-10	0-2-0	0-2-0	0-4-0								
1985-86	1-0-0	1-1-0	2-1-0	1997-98	1-0-1	0-2-0	1-2-1	2010-11	1-1-0	0-2-0	1-3-0								
1986-87	2-0-0	1-0-0	3-0-0	1998-99	0-2-0	0-2-1	0-4-1	2011-12	2-0-0	0-1-1	2-1-1								
1987-88	1-0-0	1-1-0	2-1-0	1999-00	2-0-0-0	0-2-0-0	2-2-0-0	2012-13	1-0-0	0-1-1	1-1-1								
1988-89	2-0-0	1-0-0	3-0-0	2000-01	0-2-0-0	1-0-1-0	1-2-1-0	2013-14	1-1-0	2-0-0	3-1-0								
1989-90	1-0-0	2-0-0	3-0-0	2001-02	0-2-0-0	1-1-0-0	1-3-0-0	TOTALS	32-19-6-0	19-31-9-0	51-50-15-0								
1990-91	2-0-0	0-0-1	2-0-1	2002-03	1-1-0-0	0-1-1-0	1-2-1-0												

* Colorado played as the Quebec Nordiques until the 1995-96 season

ALL-TIME SERIES FACTS

Shutouts For: 6 (3 home, 3 road)	Overtime Record: 4-2-9	Shootout Record: 0-2
Shutouts Against: 10 (2 home, 8 road)	Overtime at Home: 3-1-3	Shootout at Home: 0-1
Last STL SO: Jan. 7, 2012 (4-0 @ STL)	Overtime on Road: 1-1-6	Shootout on Road: 0-1
Last COL SO: Apr. 5, 2014 (0-4 @ COL)	2013-14 OT Record: 0-0	2013-14 SO Record: 0-0

BLUES VS. THE NHL

ST. LOUIS BLUES vs. COLUMBUS BLUE JACKETS 2013-2014 REGULAR SEASON

at ST. LOUIS BLUES			at COLUMBUS BLUE JACKETS		
Date	Score	W Goal	Date	Score	W Goal
04 Jan '14	CBJ 2 @ STL 6	Maxim Lapierre	14 Dec '13 *	STL 4 @ CBJ 3	David Backes

Individual Scoring

BLUES								BLUE JACKETS									
Player	GP	G	A	P	+/-	PIM	PP	SH	Player	GP	G	A	P	+/-	PIM	PP	SH
Vladimir Tarasenko	2	2	2	4	3	2	1	0	Artem Anisimov	2	2	0	2	-2	0	0	0
David Backes	2	1	2	3	3	2	0	0	Blake Comeau	2	0	2	2	2	0	0	0
Alex Pietrangelo	2	1	2	3	4	0	0	0	Brandon Dubinsky	2	0	2	2	-2	0	0	0
Patrik Berglund	2	2	0	2	4	0	0	0	Ryan Johansen	2	1	0	1	-3	0	1	0
Vladimir Sobotka	2	1	1	2	2	0	0	0	Mark Letestu	2	1	0	1	1	0	0	0
Jay Bouwmeester	2	0	2	2	4	0	0	0	Fedor Tyutin	2	1	0	1	-2	2	0	0
Brenden Morrow	2	0	2	2	-1	2	0	0	Jack Johnson	2	0	1	1	-2	2	0	0
T.J. Oshie	2	0	2	2	0	0	0	0	Ryan Murray	2	0	1	1	-4	0	0	0
Kevin Shattenkirk	2	0	2	2	0	0	0	0	Cam Atkinson	2	0	0	0	-1	0	0	0
Maxim Lapierre	2	1	0	1	-1	0	0	0	Nick Foligno	2	0	0	0	-2	2	0	0
Jaden Schwartz	2	1	0	1	3	2	0	0	Boone Jenner	2	0	0	0	-1	2	0	0
Chris Stewart	2	1	0	1	1	5	0	0	Nikita Nikitin	2	0	0	0	1	2	0	0
Ian Cole	2	0	1	1	0	7	0	0	David Savard	2	0	0	0	0	0	0	0
Barret Jackman	2	0	1	1	2	2	0	0	Corey Tropp	2	0	0	0	0	2	0	0
Derek Roy	2	0	1	1	0	2	0	0	RJ Umberger	2	0	0	0	-3	0	0	0
Adam Cracknell	1	0	0	0	0	0	0	0	Matt Calvert	1	0	0	0	-1	5	0	0
Jordan Leopold	1	0	0	0	0	0	0	0	Ryan Craig	1	0	0	0	-1	0	0	0
Magnus Paajarvi	1	0	0	0	0	2	0	0	Nathan Horton	1	0	0	0	-1	0	0	0
Roman Polak	1	0	0	0	0	4	0	0	Derek MacKenzie	1	0	0	0	0	0	0	0
Ryan Reaves	1	0	0	0	0	0	0	0	Dalton Prout	1	0	0	0	0	5	0	0
Alexander Steen	1	0	0	0	0	0	0	0	James Wisniewski	1	0	0	0	-3	0	0	0

Power Play: 1-4 25.0% / Penalty Killing: 7-8 87.5%

Power Play: 1-8 12.5% / Penalty Killing: 3-4 75.0%

Goaltending

BLUES								BLUE JACKETS													
Goalie	GP	Min	W	OT	GA	SA	SV%	Goalie	GP	Min	W	OT	GA	SA	SV%	GAA	SV%				
Brian Elliott	1	60	1	0	0	24	22	2.00	.917	Mike McKenna	1	60	0	0	4	31	27	3.98	.871		
Jaroslav Halak	1	60	1	0	0	3	33	30	2.98	.909	Curtis McElhinney	1	60	0	1	0	6	37	31	6.00	.838

Goals by Period

BLUES						BLUE JACKETS					
Goals	1st	2nd	3rd	OT	Total	Goals	1st	2nd	3rd	OT	Total
Goals	1	4	4	1	10	Goals	5	0	0	0	5

Shots by Period

BLUES						BLUE JACKETS					
Shots	1st	2nd	3rd	OT	Total	Shots	1st	2nd	3rd	OT	Total
Shots	13	26	28	1	68	Shots	19	18	20	0	57

* - Overtime ** - Shootout

ALL-TIME SERIES VS. COLUMBUS

Year	HOME			ROAD			OVERALL			Year	HOME			ROAD			OVERALL												
	W-L-T	OTL		W-L-T	OTL		W-L-T	OTL			W-L-T	OTL		W-L-T	OTL		W-L-T	OTL											
2000-01	2-0-1	0	1	0-1-1	0	1	2-1-2	0	1	2006-07	1-3-0	0	1	3-1-0	0	1	4-4-0	0	1	2011-12	2-1-0	0	1	2-1-0	0	1	4-2-0	0	1
2001-02	2-0-0	0	1	1-0-1	0	1	3-0-1	0	1	2007-08	4-0-0	0	1	3-0	0	1	5-3-0	0	1	2012-13	2-0-0	0	1	1-1-0	0	1	3-1-0	0	1
2002-03	2-1-0	0	1	1-0-0	0	1	3-2-0	0	1	2008-09	3-0-0	0	1	2-1-0	0	1	5-1-0	0	1	2013-14	1-0-0	0	1	1-0-0	0	1	2-0-0	0	1
2003-04	3-0-0	0	1	2-1-0	0	1	5-1-0	0	1	2009-10	2-0-1	0	1	2-1	0	1	3-2-1	0	1	TOTALS	28-8-2-0	18-15-4-1	46-23-5-1						
2005-06	2-2-0	0	1	2-1	0	1	3-4-1	0	1	2010-11	2-1-0	0	1	2-1-0	0	1	4-2-0	0	1										

ALL-TIME SERIES FACTS

Shutouts For: 3 (2 home, 1 road)

Shutouts Against: 2 (2 road)

Last STL SO: April 5, 2008 (3-0 @ STL)

Last CBJ SO: Nov. 4, 2007 (0-3 @ CBJ)

Overtime Record: 6-2-3

Overtime at Home: 3-1-1

Overtime on Road: 3-1-2

2013-14 OT Record: 1-0

Shutout Record: 5-1

Shutout at Home: 3-0

Shutout on Road: 2-1

2013-14 SO Record: 0-0



ST. LOUIS BLUES

ST. LOUIS BLUES vs. DALLAS STARS 2013-2014 REGULAR SEASON

at ST. LOUIS BLUES		
Date	Score	W Goal
29 Mar '14	DAL 4 @ STL 2	Cody Eakin
11 Mar '14 *	DAL 3 @ STL 2	Jamie Benn
23 Nov '13	DAL 1 @ STL 6	Vladimir Tarasenko

at DALLAS STARS		
Date	Score	W Goal
11 Apr '14	STL 0 @ DAL 3	Trevor Daley
29 Dec '13 *	STL 3 @ DAL 2	Kevin Shattenkirk

Individual Scoring

BLUES										STARS									
Player	GP	G	A	P	+	-	PIM	PP	SH	Player	GP	G	A	P	+	-	PIM	PP	SH
Alex Pietrangolo	5	1	4	5	1	2	0	0	0	Jamie Benn	5	2	4	6	1	4	1	0	0
T.J. Oshie	4	2	2	4	1	4	0	0	0	Colton Sceviour	3	3	0	3	1	0	1	0	0
Kevin Shattenkirk	5	1	3	4	-1	4	1	0	0	Antoine Roussel	5	2	1	3	2	16	0	0	0
Alexander Steen	4	2	1	3	-2	2	2	0	0	Trevor Daley	4	1	2	3	2	2	0	0	0
Vladimir Sobotka	3	1	2	3	2	9	0	0	0	Jordie Benn	5	0	3	3	-1	0	0	0	0
Jaden Schwartz	5	1	1	2	3	2	1	0	0	Ryan Garbutt	5	2	0	2	4	4	0	0	0
David Backes	3	1	1	2	-3	2	0	0	0	Cody Eakin	5	1	1	2	-1	0	0	0	0
Vladimir Tarasenko	3	1	1	2	2	0	0	0	0	Tyler Seguin	5	1	1	2	0	2	1	0	0
Patrik Berglund	5	0	2	2	0	2	0	0	0	Vernon Fiddler	5	0	2	2	4	6	0	0	0
Roman Polak	4	1	0	1	-2	6	0	0	0	Alex Goligoski	5	0	2	2	2	0	0	0	0
Derek Roy	4	1	0	1	-2	0	1	0	0	Shawn Horcoff	5	0	2	2	2	2	0	0	0
Chris Stewart	2	1	0	1	1	2	0	0	0	Ray Whitney	3	0	2	2	0	0	0	0	0
Jay Bouwmeester	5	0	1	1	1	0	0	0	0	Brenden Dillon	5	1	0	1	1	7	0	0	0
Maxim Lapierre	5	0	1	1	1	0	0	0	0	Erik Cole	4	0	1	1	-2	0	0	0	0
Brenden Morrow	4	0	1	1	0	0	0	0	0	Rich Peverley	2	0	1	1	0	5	0	0	0
Magnus Paajarvi	3	0	1	1	0	0	0	0	0	Aaron Rome	2	0	1	1	2	2	0	0	0
Barret Jackman	5	0	0	0	-3	4	0	0	0	Valeri Nichushkin	5	0	0	0	-1	0	0	0	0
Ian Cole	4	0	0	0	1	2	0	0	0	Alex Chiasson	4	0	0	0	-3	0	0	0	0
Ryan Reaves	4	0	0	0	0	5	0	0	0	Sergei Gonchar	4	0	0	0	-1	4	0	0	0
Steve Ott	3	0	0	0	-2	6	0	0	0	Dustin Jeffrey	3	0	0	0	-1	0	0	0	0
Chris Porter	3	0	0	0	-1	0	0	0	0	Kevin Connauton	2	0	0	0	0	4	0	0	0
Carlo Colaiacovo	2	0	0	0	-1	0	0	0	0	Cameron Gaunce	1	0	0	0	-1	0	0	0	0
Dmitrij Jaskin	2	0	0	0	-2	4	0	0	0	Chris Mueller	1	0	0	0	-1	0	0	0	0
Keith Aucoin	1	0	0	0	-1	0	0	0	0	Patrik Nemeth	1	0	0	0	0	0	0	0	0
Adam Cracknell	1	0	0	0	0	0	0	0	0	Stephane Robidas	1	0	0	0	0	0	0	0	0
Ty Rattie	1	0	0	0	-2	0	0	0	0										

Power Play: 5-14 35.7% / Penalty Killing: 15-18 83.3%

Power Play: 3-18 16.7% / Penalty Killing: 9-14 64.3%

Goaltending

BLUES								STARS									
Goalie	GP	Min	WLOT	GA	SA	SV	SV%	Goalie	GP	Min	WLOT	GA	SA	SV	GAA	SV%	
Brian Elliott	2	125	2-0-0	3	65	62	1.44	.954	Kari Lehtonen	4	230	2-1-1	10	97	87	2.60	.897
Ryan Miller	3	182	0-2-1	10	97	87	3.29	.897	Tim Thomas	1	64	1-0-0	2	30	28	1.88	.933
									Dan Ellis	1	14	0-0-0	1	7	6	4.18	.857

Goals by Period

BLUES						STARS					
	1st	2nd	3rd	OT	Total		1st	2nd	3rd	OT	Total
Goals	4	3	5	1	13	Goals	3	6	3	1	13

Shots by Period

BLUES						STARS					
	1st	2nd	3rd	OT	Total		1st	2nd	3rd	OT	Total
Shots	37	55	38	4	134	Shots	52	58	49	3	162

* - Overtime ** - Shootout

ALL-TIME SERIES VS. DALLAS

HOME			ROAD			OVERALL			HOME			ROAD			OVERALL				
Year	W-L-T-OTL	W-L-T-OTL	W-L-T-OTL	Year	W-L-T-OTL	W-L-T-OTL	W-L-T-OTL	Year	W-L-T-OTL	W-L-T-OTL	W-L-T-OTL	Year	W-L-T-OTL	W-L-T-OTL	W-L-T-OTL	Year	W-L-T-OTL	W-L-T-OTL	W-L-T-OTL
1967-68	3-1-1	2-2-1	2-2-1	1983-84	1-3-0	1-2-1	1-2-1	1999-00	1-1-0-0	1-1-0-0	1-1-0-0	2000-01	1-0-0-0	0-0-2-0	1-0-2-0	2-2-0-0			
1968-69	1-2-1	3-0-1	4-2-2	1984-85	4-0-0	2-1-1	6-1-1	2000-01	1-0-0-0	0-0-2-0	1-0-2-0	2001-02	1-0-1-0	1-1-0-0	2-1-1-0	1-1-0-0			
1969-70	3-0-1	1-2-1	4-2-2	1985-86	2-1-1	1-3-0	3-4-1	2001-02	1-0-1-0	1-1-0-0	2-1-1-0	2002-03	1-1-0-0	0-1-1-0	1-2-1-0	1-2-1-0			
1970-71	1-1-1	0-2-1	1-3-2	1986-87	3-1-0	2-1-1	5-2-1	2002-03	1-1-0-0	0-1-1-0	1-2-1-0	2003-04	1-1-0-0	0-2-0-0	1-3-0-0	1-3-0-0			
1971-72	1-2-0	1-2-0	2-4-0	1987-88	1-2-1	4-0-0	5-2-1	2003-04	1-1-0-0	0-2-0-0	1-3-0-0	2005-06	1-1-0	0-1-1	1-2-1				
1972-73	1-1-1	1-1-1	2-2-2	1988-89	1-0-3	2-2-0	3-2-3	2006-07	2-0-0	1-1-0	3-1-0	2007-08	1-1-0	0-1-1	1-2-1				
1973-74	1-2-0	0-1-1	1-3-1	1989-90	3-1-0	1-3-0	4-4-0	2008-09	2-0-0	1-0-1	3-1-0	2009-10	1-1-0	2-0-0	3-1-0				
1974-75	3-0-0	2-1-0	5-1-0	1990-91	2-0-2	3-1-0	5-1-2	2010-11	0-2-0	0-1-1	0-3-1	2011-12	2-0-0	1-1-0	3-1-0				
1975-76	2-1-0	2-1-0	4-2-0	1991-92	4-0-0	0-2-2	4-2-2	2012-13	1-0-0	1-1-0	2-1-0	2013-14	1-1-1	1-1-0	2-2-1				
1976-77	1-0-2	1-2-0	2-2-2	1992-93	4-1-0	1-2-1	5-3-1	TOTALS	75-38-22-0	47-60-26-0	122-98-48-0								
1977-78	2-0-1	2-1-0	4-1-1	1993-94	2-0-1	0-3-0	2-3-1												
1978-79	1-1-0	0-1-1	1-2-1	1994-95	1-1-0	2-1-0	3-2-0												
1979-80	1-1-0	0-2-0	1-3-0	1995-96	1-1-1	2-1-0	3-2-1												
1980-81	1-1-0	0-1-1	1-2-1	1996-97	2-1-0	0-1-1	2-2-1												
1981-82	3-1-0	0-2-1	3-3-1	1997-98	2-1-0	2-1-0	4-2-0												
1982-83	0-2-2	0-1-3	0-3-5	1998-99	1-0-1	0-2-0	1-2-1												

*Dallas played as the Minnesota North Stars until the 1993-94 season.

ALL-TIME SERIES FACTS

Shutouts For: 9 (5 home, 4 road)	Overtime Record: 6-5-21	Shootout Record: 1-4
Shutouts Against: 11 (2 home, 9 road)	Shutout at Home: 2-1-11	Shootout at Home: 0-1
Last STL SO: Jan. 16, 2012 (1-0 @ STL)	Overtime on Road: 4-4-10	Shootout on Road: 1-3
Last DAL SO: Apr. 11, 2014 (0-3 @ DAL)	2013-14 OT Record: 1-0	2013-14 SO Record: 0-1

BLUES VS. THE NHL

ST. LOUIS BLUES vs. DETROIT RED WINGS 2013-2014 REGULAR SEASON

at ST. LOUIS BLUES		
Date	Score	W Goal
13 Apr '14	DET 3 @ STL 0	Justin Abdelkader

at DETROIT RED WINGS		
Date	Score	W Goal
20 Jan '14	STL 4 @ DET 1	Barret Jackman

Individual Scoring

BLUES										RED WINGS									
Player	GP	G	A	P	+/-	PIM	PP	SH		Player	GP	G	A	P	+/-	PIM	PP	SH	
Alexander Steen	2	0	2	2	1	4	0	0		Justin Abdelkader	2	2	0	2	2	0	0	0	
Jay Bouwmeester	2	1	0	1	0	0	0	0		Riley Sheahan	2	1	1	2	-2	0	0	0	
Magnus Paajarvi	2	1	0	1	0	2	0	0		Pavel Datsyuk	1	0	2	2	0	0	0	0	
Kevin Shattenkirk	2	1	0	1	-1	0	1	0		Gustav Nyquist	2	1	0	1	2	0	1	0	
Barret Jackman	1	1	0	1	1	0	0	0		Jakub Kindl	2	0	1	1	1	0	0	0	
Roman Polak	2	0	1	1	0	2	0	0		Brian Lashoff	2	0	1	1	2	0	0	0	
Ryan Reaves	2	0	1	1	0	2	0	0		Tomas Tatar	2	0	1	1	0	2	0	0	
Derek Roy	2	0	1	1	1	0	0	0		Henrik Zetterberg	1	0	1	1	0	2	0	0	
Alex Pietrangolo	1	0	1	1	1	0	0	0		Todd Bertuzzi	2	0	0	-1	0	0	0	0	
Chris Stewart	1	0	1	1	1	0	0	0		Luke Glendening	2	0	0	0	2	0	0	0	
Adam Cracknell	2	0	0	0	-1	0	0	0		Darren Helm	2	0	0	-1	2	0	0	0	
Jordan Leopold	2	0	0	0	0	2	0	0		Tomas Jurco	2	0	0	-1	2	0	0	0	
Jaden Schwartz	2	0	0	0	0	0	0	0		Drew Miller	2	0	0	0	2	0	0	0	
Keith Aucoin	1	0	0	0	-2	0	0	0		Kyle Quincey	2	0	0	-1	0	0	0	0	
David Backes	1	0	0	0	0	2	0	0		Brendan Smith	2	0	0	0	0	0	0	0	
Patrik Berglund	1	0	0	0	0	2	0	0		Joakim Andersson	1	0	0	0	2	0	0	0	
Carlo Colaiacovo	1	0	0	0	-1	2	0	0		Daniel Cleary	1	0	0	0	0	0	0	0	
Ian Cole	1	0	0	0	0	0	0	0		Danny DeKeyser	1	0	0	-2	0	0	0	0	
Dmitrij Jaskin	1	0	0	0	0	0	0	0		Patrick Eaves	1	0	0	0	0	0	0	0	
Maxim Lapierre	1	0	0	0	-1	0	0	0		Niklas Kronwall	1	0	0	0	0	0	0	0	
Brenden Morrow	1	0	0	0	1	2	0	0		David Legwand	1	0	0	0	0	0	0	0	
T.J. Oshie	1	0	0	0	0	0	0	0		Xavier Ouellet	1	0	0	0	2	0	0	0	
Steve Ott	1	0	0	0	0	0	0	0		Ryan Sproul	1	0	0	0	0	0	0	0	
Chris Porter	1	0	0	0	-2	0	0	0											
Ty Rattie	1	0	0	0	0	0	0	0											
Vladimir Sobotka	1	0	0	0	1	0	0	0											

Power Play: 1-10 10.0% / Penalty Killing: 7-8 87.5%

Goaltending

BLUES								RED WINGS									
Goalie	GP	Min	WLOT	GA	SA	SV	GAA	SV%	Goalie	GP	Min	WLOT	GA	SA	SV	GAA	SV%
Jaroslav Halak	1	60	1-0-0	1	23	22	1.00	.957	Petr Mrazek	2	89	1-0-0	1	37	36	0.67	.973
Ryan Miller	1	60	0-1-0	3	21	18	3.01	.857	Jimmy Howard	1	31	0-1-0	3	25	22	5.86	.880

Goals by Period

Goals	BLUES					Goals	RED WINGS				
	1st	2nd	3rd	OT	Total		1st	2nd	3rd	OT	Total
	1	2	1	0	4		2	1	1	0	4

Shots by Period

Shots	BLUES					Shots	RED WINGS				
	1st	2nd	3rd	OT	Total		1st	2nd	3rd	OT	Total
	25	18	19	0	62		11	15	18	0	44

* - Overtime ** - Shootout

ALL-TIME SERIES VS. DETROIT

Year	HOME			ROAD			OVERALL			Year	HOME			ROAD			OVERALL		
	W-L-T-OTL	W-L-T-OTL	W-L-T-OTL	W-L-T-OTL	W-L-T-OTL	W-L-T-OTL	W-L-T-OTL	W-L-T-OTL	W-L-T-OTL		W-L-T-OTL	W-L-T-OTL	W-L-T-OTL	W-L-T-OTL	W-L-T-OTL	W-L-T-OTL	W-L-T-OTL	W-L-T-OTL	
1967-68	1-1-0	0-1-1	1-2-1	1983-84	2-2-0	1-3-0	3-5-0	1999-00	1-1-1-0	1-2-0-0	2-3-1-0								
1968-69	2-0-1	2-0-1	4-0-2	1984-85	4-0-0	2-1-1	6-1-1	2000-01	0-0-2-0	0-3-0-0	0-3-2-0								
1969-70	1-2-0	1-2-0	2-4-0	1985-86	3-0-1	2-2-0	5-2-1	2001-02	1-2-0-0	1-1-0-0	2-3-0-0								
1970-71	3-0-0	2-0-1	5-0-1	1986-87	2-2-0	2-1-1	4-3-1	2002-03	0-2-0-0	0-2-0-1	0-4-0-1								
1971-72	2-0-1	1-2-0	3-2-1	1987-88	1-1-2	0-3-1	1-4-3	2003-04	0-2-1-0	1-2-0-0	1-4-1-0								
1972-73	3-0-0	0-2-0	3-2-0	1988-89	2-1-1	1-2-1	3-3-2	2005-06	0-4-0	1-3-0	1-7-0								
1973-74	0-1-1	1-2-0	1-3-1	1989-90	2-2-0	2-1-1	4-3-1	2006-07	2-2-0	2-1-1	4-3-1								
1974-75	1-0-1	2-0-0	3-0-1	1990-91	3-1-0	3-1-0	6-2-0	2007-08	2-2-0	2-2-0	4-4-0								
1975-76	1-1-0	0-1-1	1-2-1	1991-92	1-3-0	0-4-0	1-7-0	2008-09	0-3-0	1-1-1	1-4-1								
1976-77	2-0-0	1-0-1	3-0-1	1992-93	2-1-1	1-2-0	3-3-1	2009-10	2-0-1*	2-1-0*	4-1-1								
1977-78	0-2-0	1-1-0	1-3-0	1993-94	0-1-2	1-1-1	1-2-3	2010-11	1-1-1	1-2-0	2-3-1								
1978-79	1-1-0	2-0-0	3-1-0	1994-95	1-2-0	1-0-1	2-2-1	2011-12	2-0-1	0-3-0	2-3-1								
1979-80	0-1-1	2-0-0	2-1-1	1995-96	1-1-1	0-2-0	1-3-1	2012-13	1-1-0	2-1-0	3-2-0								
1980-81	2-0-0	2-0-0	4-0-0	1996-97	0-1-1	1-0-2	1-1-3	2013-14	0-1-0	1-0-0	1-1-0								
1981-82	3-0-0	2-2-0	5-2-0	1997-98	3-0-0	0-2-1	3-2-1	TOTALS	66-48-23-0	53-65-20-1	119-113-43-1								
1982-83	3-0-1	2-1-1	5-1-2	1998-99	2-0-1	0-2-1	2-2-2												

ALL-TIME SERIES FACTS

Shutouts For: 13 (8 home, 5 road)
 Shutouts Against: 13 (6 home, 7 road)
 Last STL SO: Apr. 7, 2013 (1-0 @ DET)
 Last DET SO: Apr. 13, 2014 (0-3 @ STL)

Overtime Record: 10-6-25
 Overtime at Home: 5-4-14
 Overtime on Road: 4-2-11
 2013-14 OT Record: 0-0

Shutout Record: 3-3
 Shutout at Home: 1-2
 Shutout on Road: 2-1
 2013-14 SO Record: 0-0



ST. LOUIS BLUES

ST. LOUIS BLUES vs. EDMONTON OILERS 2013-2014 REGULAR SEASON

at ST. LOUIS BLUES

Date	Score	W Goal
13 Mar '14	EDM 2 @ STL 6	Alex Pietrangolo

at EDMONTON OILERS

Date	Score	W Goal
07 Jan '14	STL 5 @ EDM 2	David Backes
21 Dec '13	STL 6 @ EDM 0	Chris Stewart

Individual Scoring

BLUES								OILERS									
Player	GP	G	A	P	+/-	PIM	PP	SH	Player	GP	G	A	P	+/-	PIM	PP	SH
Chris Stewart	2	4	1	5	1	0	2	0	David Perron	3	1	1	2	1	8	0	0
Vladimir Sobotka	2	1	4	5	5	12	0	0	Andrew Ference	3	0	2	2	-3	0	0	0
Jaden Schwartz	3	3	1	4	4	0	0	0	Nail Yakupov	3	1	0	1	-4	0	0	0
Vladimir Tarasenko	3	2	2	4	6	4	0	0	Mark Arcobello	1	1	0	1	-1	0	0	0
T.J. Oshie	3	1	3	4	2	0	1	0	Mark Fraser	1	1	0	1	0	14	0	0
Alex Pietrangolo	3	1	3	4	4	0	0	0	Sam Gagner	3	0	1	1	-1	2	0	0
Patrik Berglund	3	2	1	3	5	2	0	0	Luke Gazdic	3	0	1	1	-2	22	0	0
Derek Roy	3	0	3	3	-1	4	0	0	Boyd Gordon	3	0	1	1	0	0	0	0
David Backes	3	1	1	2	1	6	1	0	Taylor Hall	3	0	1	1	-2	4	0	0
Maxim Lapierre	3	1	1	2	1	0	0	0	Jesse Joensuu	2	0	1	1	-1	0	0	0
Magnus Paajarvi	3	0	2	2	-1	0	0	0	Jordan Eberle	3	0	0	0	-6	0	0	0
Kevin Shattenkirk	3	0	2	2	5	2	0	0	Ryan Nugent-Hopkins	3	0	0	0	-5	2	0	0
Alexander Steen	2	0	2	2	0	2	0	0	Jeff Petry	3	0	0	0	-3	4	0	0
Jordan Leopold	1	0	2	2	1	0	0	0	Justin Schultz	3	0	0	0	-1	0	0	0
Brenden Morrow	2	1	0	1	2	0	0	0	Ryan Smyth	3	0	0	0	-3	2	0	0
Barret Jackman	3	0	1	1	2	0	0	0	Ales Hemsky	2	0	0	0	-3	0	0	0
Ryan Reaves	2	0	1	1	1	20	0	0	Ryan Jones	2	0	0	0	0	2	0	0
Jay Bouwmeester	3	0	0	0	3	0	0	0	Martin Marinic	2	0	0	0	-1	0	0	0
Ian Cole	3	0	0	0	2	0	0	0	Nick Schultz	2	0	0	0	-3	2	0	0
Carlo Colaiacovo	1	0	0	0	2	0	0	0	Anton Belov	1	0	0	0	-2	2	0	0
Steve Ott	1	0	0	0	0	0	0	0	Matt Hendricks	1	0	0	0	1	0	0	0
Roman Polak	1	0	0	0	-1	2	0	0	Brad Hunt	1	0	0	0	-2	0	0	0
Chris Porter	1	0	0	0	0	0	0	0	Oscar Klefbom	1	0	0	0	-1	0	0	0
									Anton Lander	1	0	0	0	-2	0	0	0
									Corey Potter	1	0	0	0	-1	2	0	0

Power Play: 4-13 30.8% / Penalty Killing: 7-7 100.0%

Power Play: 0-7 0.0% / Penalty Killing: 9-13 69.2%

Goaltending

BLUES								OILERS									
Goalie	GP	Min	WLOT	GA	SA	SV	GAA	SV%	Goalie	GP	Min	WLOT	GA	SA	SV	GAA	SV%
Brian Elliott	2	120	2-0-0	2	41	39	1.00	.951	Ilya Bryzgalov	2	118	0-2-0	10	62	52	5.08	.839
Ryan Miller	1	60	1-0-0	2	25	23	2.00	.920	Ben Scrivens	1	60	0-1-0	6	37	31	6.00	.838

Goals by Period

BLUES						OILERS					
	1st	2nd	3rd	OT	Total		1st	2nd	3rd	OT	Total
Goals	3	5	9	0	17	Goals	1	3	0	0	4

Shots by Period

BLUES						OILERS					
	1st	2nd	3rd	OT	Total		1st	2nd	3rd	OT	Total
Shots	34	32	34	0	100	Shots	29	18	19	0	66

* - Overtime ** - Shootout

ALL-TIME SERIES VS. EDMONTON

Year	HOME			ROAD			OVERALL			Year	HOME			ROAD			OVERALL		
	W-L-T-OTL	W-L-T-OTL	W-L-T-OTL	W-L-T-OTL	W-L-T-OTL	W-L-T-OTL	W-L-T-OTL	W-L-T-OTL	W-L-T-OTL		W-L-T-OTL	W-L-T-OTL	W-L-T-OTL	W-L-T-OTL	W-L-T-OTL	W-L-T-OTL	W-L-T-OTL		
1979-80	2-0-0	1-0-1	3-0-1	1991-92	1-0-0	0-1-1	1-1-1	2003-04	1-0-1-0	1-1-0-0	1-1-0-0	2-1-1-0							
1980-81	1-0-1	1-1-0	2-1-1	1992-93	1-0-1	1-0-0	2-0-1	2005-06	1-1-0	2-0-0	2-0-0	3-1-0							
1981-82	0-2-0	0-1-0	0-3-0	1993-94	2-0-0	2-0-0	4-0-0	2006-07	2-0-0	1-1-0	3-1-0	3-1-0							
1982-83	0-1-0	0-1-1	0-2-1	1994-95	2-0-0	0-2-0	2-2-0	2007-08	0-0-2	1-0-1	1-0-3	1-0-3							
1983-84	1-1-0	1-0-0	2-1-0	1995-96	1-1-0	2-0-0	3-1-0	2008-09	0-1-1	0-1-1	0-2-2	0-2-2							
1984-85	0-1-0	0-2-0	0-3-0	1996-97	0-2-0	2-0-0	2-2-0	2009-10	1-1-0	2-0-0	3-1-0	3-1-0							
1985-86	1-0-1	0-1-0	1-1-1	1997-98	0-2-0	0-2-0	0-4-0	2010-11	2-0-0	1-0-1	3-0-1	3-0-1							
1986-87	0-1-0	0-2-0	0-3-0	1998-99	1-1-0	1-1-0	2-2-0	2011-12	2-0-0	1-1-0	3-1-0	3-1-0							
1987-88	0-2-0	0-1-0	0-3-0	1999-00	1-0-1-0	2-0-0-0	3-0-1-0	2012-13	1-1-0	1-0-0	2-1-0	2-1-0							
1988-89	0-1-0	0-2-0	0-3-0	2000-01	2-0-0-0	0-2-0-0	2-2-0-0	2013-14	1-0-0	2-0-0	3-0-0	3-0-0							
1989-90	0-1-1	0-1-0	0-2-1	2001-02	2-0-0-0	0-1-1-0	2-1-1-0	TOTALS	31-20-10-0	28-26-7-0	59-46-17-0								
1990-91	1-0-0	2-0-0	3-0-0	2002-03	1-0-1-0	1-1-0-0	2-1-1-0												

ALL-TIME SERIES FACTS

Shutouts For: 7 (4 home, 3 road)
 Shutouts Against: 6 (2 home, 4 road)
 Last STL SO: Dec. 21, 2013 (6-0 @ EDM)
 Last EDM SO: Mar. 26, 2013 (0-3 @ STL)

Overtime Record: 5-5-8
 Overtime at Home: 3-2-6
 Overtime on Road: 2-3-2
 2013-14 OT Record: 0-0

Shutout Record: 1-3
 Shutout at Home: 0-2
 Shutout on Road: 1-1
 2013-14 SO Record: 0-0

BLUES VS. THE NHL

ST. LOUIS BLUES vs. FLORIDA PANTHERS 2013-2014 REGULAR SEASON

at ST. LOUIS BLUES

Date	Score	W Goal
05 Oct '13	FLA 0 @ STL 7	Brenden Morrow

at FLORIDA PANTHERS

Date	Score	W Goal
01 Nov '13	STL 4 @ FLA 0	Derek Roy

Individual Scoring

BLUES										PANTHERS									
Player	GP	G	A	P	+/-	PIM	PP	SH		Player	GP	G	A	P	+/-	PIM	PP	SH	
Chris Stewart	2	1	3	4	3	12	0	0		Aleksander Barkov	2	0	0	0	-3	2	0	0	
Derek Roy	2	2	1	3	2	2	0	0		Brad Boyes	2	0	0	0	-2	0	0	0	
Jaden Schwartz	2	1	2	3	3	5	0	0		Brian Campbell	2	0	0	0	-5	0	0	0	
Vladimir Sobotka	2	0	3	3	3	2	0	0		Tomas Fleischmann	2	0	0	0	-1	2	0	0	
Alexander Steen	2	2	0	2	2	4	0	0		Tom Gilbert	2	0	0	0	-2	0	0	0	
Alex Pietrangolo	2	1	1	2	3	0	1	0		Marcel Goc	2	0	0	0	-1	0	0	0	
Vladimir Tarasenko	2	1	1	2	2	0	0	0		Scott Gomez	2	0	0	0	0	4	0	0	
Brenden Morrow	1	1	1	2	1	2	1	0		Erik Gudbranson	2	0	0	0	-1	10	0	0	
David Backes	2	0	2	2	1	10	0	0		Jonathan Huberdeau	2	0	0	0	-3	2	0	0	
Patrik Berglund	2	1	0	1	2	0	0	0		Tomas Kopecky	2	0	0	0	-1	0	0	0	
Ryan Reaves	2	1	0	1	2	14	0	0		Dmitry Kulikov	2	0	0	0	-4	2	0	0	
Jay Bouwmeester	2	0	1	1	3	0	0	0		Shawn Matthias	2	0	0	0	-2	2	0	0	
Barret Jackman	2	0	1	1	3	2	0	0		Kris Versteeg	2	0	0	0	-3	5	0	0	
T.J. Oshie	2	0	1	1	2	0	0	0		Mike Weaver	2	0	0	0	-2	0	0	0	
Kevin Shattankirk	2	0	1	1	3	2	0	0		Jesse Winchester	2	0	0	0	-2	12	0	0	
Maxim Lapierre	2	0	0	0	2	0	0	0		Krys Barch	1	0	0	0	-1	10	0	0	
Roman Polak	2	0	0	0	1	0	0	0		Sean Bergenheim	1	0	0	0	-2	0	0	0	
Ian Cole	1	0	0	0	0	0	0	0		Nick Bjugstad	1	0	0	0	-2	0	0	0	
Adam Cracknell	1	0	0	0	0	0	0	0		Matt Gilroy	1	0	0	0	0	0	0	0	
Jordan Leopold	1	0	0	0	3	0	0	0		Scottie Upshall	1	0	0	0	-1	2	0	0	
										Ryan Whitney	1	0	0	0	-2	2	0	0	

Power Play: 2-8 25.0% / Penalty Killing: 9-9 100.0%

Power Play: 0-9 0.0% / Penalty Killing: 6-8 75.0%

Goaltending

BLUES										PANTHERS											
Goalie	GP	Min	W	L	OT	GA	SA	SV	GAA	SV%	Goalie	GP	Min	W	L	OT	GA	SA	SV	GAA	SV%
Brian Elliott	1	60	1	0	0	31	31	0.00	1.000		Tim Thomas	1	40	0	1	0	5	28	23	7.51	.821
Jaroslav Halak	1	60	1	0	0	19	19	0.00	1.000		Jacob Markstrom	2	80	0	1	0	6	29	23	4.50	.793

Goals by Period

BLUES						PANTHERS					
Goals	1st	2nd	3rd	OT	Total	Goals	1st	2nd	3rd	OT	Total
Goals	2	7	2	0	11	no goals					

Shots by Period

BLUES						PANTHERS					
Shots	1st	2nd	3rd	OT	Total	Shots	1st	2nd	3rd	OT	Total
Shots	24	22	11	0	57	Shots	17	16	17	0	50

* - Overtime ** - Shootout

ALL-TIME SERIES VS. FLORIDA

HOME			ROAD			OVERALL			HOME			ROAD			OVERALL		
Year	W-L-T-OTL	W-L-T-OTL	W-L-T-OTL	Year	W-L-T-OTL	W-L-T-OTL	W-L-T-OTL	Year	W-L-T-OTL	W-L-T-OTL	W-L-T-OTL	Year	W-L-T-OTL	W-L-T-OTL	W-L-T-OTL		
1993-94	1-0-0	1-0-0	2-0-0	2000-01	1-0-0-0	0-1-0-0	1-1-0-0	2008-09	1-0-0	0-1-0	1-1-0	2009-10	0-1-0	DNP	0-1-0		
1994-95	-	-	-	2001-02	DNP	1-0-0-0	1-0-0-0	2009-10	0-1-0	DNP	0-1-0	2010-11	DNP	1-0-0	1-0-0		
1995-96	0-0-1	1-0-0	1-0-1	2002-03	1-0-0-0	DNP	1-0-0-0	2010-11	DNP	1-0-0	1-0-0	2011-12	1-0-0	DNP	1-0-0		
1996-97	0-1-0	0-1-0	0-2-0	2003-04	1-0-0-0	1-0-0-0	2-0-0-0	2011-12	1-0-0	DNP	1-0-0	2012-13	-	-	-		
1997-98	1-0-0	1-0-0	2-0-0	2005-06	DNP	0-1-0	0-1-0	2012-13	-	-	-	2013-14	1-0-0	1-0-0	2-0-0		
1998-99	0-0-1	1-0-0	1-0-1	2006-07	-	-	-	2013-14	1-0-0	1-0-0	2-0-0	TOTALS	9-3-2-0	87-4-1-0	17-7-3-0		
1999-00	1-0-0-0	0-0-1-0	1-0-1-0	2007-08	0-1-0	DNP	0-1-0										

ALL-TIME SERIES FACTS

Shutouts For: 8 (6 home, 2 road)
 Shutouts Against: 4 (3 home, 1 road)
 Last STL SO: Nov. 1, 2013 (4-0 @ FLA)
 Last FLA SO: Oct. 31, 2009 (0-4 @ STL)

Overtime Record: 1-1-3
 Overtime at Home: 0-0-1
 Overtime on Road: 1-1-2
 2013-14 OT Record: 0-0

Shutout Record: 0-0
 Shutout at Home: 0-0
 Shutout on Road: 0-0
 2013-14 SO Record: 0-0



ST. LOUIS BLUES

ST. LOUIS BLUES vs. LOS ANGELES KINGS 2013-2014 REGULAR SEASON

at ST. LOUIS BLUES

Date	Score	W Goal
16 Jan '14	LAK 4 @ STL 1	Trevor Lewis
02 Jan '14	LAK 0 @ STL 5	Brenden Morrow

at LOS ANGELES KINGS

Date	Score	W Goal
02 Dec '13	STL 2 @ LAK 3	Tyler Toffoli

Individual Scoring

BLUES								KINGS									
Player	GP	G	A	P	+/-	PIM	PP	SH	Player	GP	G	A	P	+/-	PIM	PP	SH
T.J. Oshie	3	3	0	3	1	4	1	0	Trevor Lewis	2	2	0	2	1	0	0	1
Vladimir Tarasenko	3	2	1	3	1	4	0	0	Tyler Toffoli	2	2	0	2	2	0	0	0
Kevin Shattenkirk	3	1	2	3	-1	0	0	0	Jarret Stoll	3	1	1	2	1	2	0	0
Brenden Morrow	3	1	1	2	0	2	1	0	Drew Doughty	3	0	2	2	1	0	0	0
Alex Pietrangolo	3	0	2	2	0	2	0	0	Mike Richards	3	0	2	2	1	4	0	0
Jaden Schwartz	3	0	2	2	-1	0	0	0	Slava Voynov	3	0	2	2	3	0	0	0
Barret Jackman	3	1	0	1	1	5	0	0	Jeff Carter	3	1	0	1	0	4	0	0
Derek Roy	3	0	1	1	-1	0	0	0	Jake Muzzin	3	1	0	1	0	4	0	0
Vladimir Sobotka	3	0	1	1	2	4	0	0	Anze Kopitar	3	0	1	1	0	4	0	0
Magnus Paajarvi	2	0	1	1	1	0	0	0	Willie Mitchell	3	0	1	1	2	2	0	0
Patrik Berglund	3	0	0	0	-1	0	0	0	Jordan Nolan	3	0	1	1	1	0	0	0
Jay Bouwmeester	3	0	0	0	-2	0	0	0	Robyn Regehr	3	0	1	1	0	5	0	0
Chris Stewart	3	0	0	0	0	14	0	0	Justin Williams	3	0	1	1	-2	0	0	0
David Backes	2	0	0	0	-3	4	0	0	Colin Fraser	2	0	1	1	0	4	0	0
Carlo Colaiacovo	2	0	0	0	0	2	0	0	Dustin Brown	3	0	0	0	-2	0	0	0
Maxim Lapierre	2	0	0	0	0	2	0	0	Kyle Clifford	3	0	0	0	1	0	0	0
Roman Polak	2	0	0	0	-1	0	0	0	Matt Frattin	3	0	0	0	0	2	0	0
Ryan Reaves	2	0	0	0	-2	2	0	0	Dwight King	3	0	0	0	1	2	0	0
Ian Cole	1	0	0	0	0	2	0	0	Alec Martinez	2	0	0	0	0	0	0	0
Adam Cracknell	1	0	0	0	0	0	0	0	Matt Greene	1	0	0	0	-2	4	0	0
Dmitrij Jaskin	1	0	0	0	0	2	0	0	Power Play: 0-13 0.0% / Penalty Killing: 10-12 83.3%								
Jordan Leopold	1	0	0	0	-1	0	0	0									
Chris Porter	1	0	0	0	0	0	0	0									
Alexander Steen	1	0	0	0	-1	2	0	0									

Power Play: 2-12 16.7% / Penalty Killing: 13-13 100.0%

Goaltending

BLUES								KINGS											
Goalie	GP	Min	W	LOT	GA	SA	SV	GAA	SV%	Goalie	GP	Min	W	LOT	GA	SA	SV	GAA	SV%
Brian Elliott	1	60	1-0-0	0	30	30	0.00	1.000		Jonathan Quick	1	60	1-0-0	1	29	28	1.00	.966	
Jaroslav Halak	2	118	0-2-0	6	53	47	3.06	.887		Ben Scrivens	2	88	1-0-0	5	39	34	3.40	.872	
										Martin Jones	1	32	0-1-0	2	14	12	3.79	.857	

Goals by Period

BLUES						KINGS					
	1st	2nd	3rd	OT	Total		1st	2nd	3rd	OT	Total
Goals	1	3	4	0	8	Goals	3	1	3	0	7

Shots by Period

BLUES						KINGS					
	1st	2nd	3rd	OT	Total		1st	2nd	3rd	OT	Total
Shots	23	23	36	0	82	Shots	36	24	24	0	84

* - Overtime ** - Shootout

ALL-TIME SERIES VS. LOS ANGELES

Year	HOME			ROAD			OVERALL			Year	HOME			ROAD			OVERALL		
	W-L-T-OTL	W-L-T-OTL	W-L-T-OTL	W-L-T-OTL	W-L-T-OTL	W-L-T-OTL	W-L-T-OTL	W-L-T-OTL	W-L-T-OTL		W-L-T-OTL	W-L-T-OTL	W-L-T-OTL	W-L-T-OTL	W-L-T-OTL	W-L-T-OTL	W-L-T-OTL	W-L-T-OTL	
1967-68	3-0-2	0-4-1	3-4-3	1983-84	1-0-0	0-1-1	1-1-1	1999-00	0-1-1-0	2-0-0-0	2-1-1-0								
1968-69	4-0-0	2-1-1	6-1-1	1984-85	1-1-0	1-0-0	2-1-0	2000-01	1-1-0-0	1-0-1-0	2-1-1-0								
1969-70	4-0-0	4-0-0	8-0-0	1985-86	0-0-1	1-1-0	1-1-1	2001-02	1-1-0-0	0-1-1-0	1-2-1-0								
1970-71	2-1-0	2-1-0	4-2-0	1986-87	0-1-1	1-0-0	1-1-1	2002-03	2-0-0-0	1-1-0-0	3-1-0-0								
1971-72	2-1-0	2-1-0	4-2-0	1987-88	1-0-0	0-2-0	1-2-0	2003-04	2-0-0-0	2-0-0-0	4-0-0-0								
1972-73	1-1-0	1-2-0	2-3-0	1988-89	2-0-0	0-1-0	2-1-0	2005-06	0-1-1	0-2-0	0-3-1								
1973-74	1-2-0	1-1-0	2-3-0	1989-90	0-1-0	1-1-0	1-2-0	2006-07	2-0-0	1-1-0	3-1-0								
1974-75	0-2-0	0-1-1	0-3-1	1990-91	1-0-1	0-1-0	1-1-1	2007-08	2-0-0	1-1-0	3-1-0								
1975-76	1-1-0	0-1-1	1-2-1	1991-92	1-1-0	0-0-1	1-1-1	2008-09	1-1-0	0-2-0	1-3-0								
1976-77	2-0-0	0-2-0	2-2-0	1992-93	1-0-0	0-2-0	1-2-0	2009-10	1-1-0	2-0-0	3-1-0								
1977-78	1-1-0	1-1-0	2-2-0	1993-94	2-0-0	0-2-0	2-2-0	2010-11	2-0-0	2-0-0	4-0-0								
1978-79	1-1-0	0-1-1	1-2-1	1994-95	1-0-1	0-1-1	1-1-2	2011-12	1-1-0	0-1-1	1-2-1								
1979-80	2-0-0	1-1-0	3-1-0	1995-96	0-1-1	2-0-0	2-1-1	2012-13	0-2-0	0-1-0	0-3-0								
1980-81	1-0-1	1-0-1	2-0-2	1996-97	2-0-0	1-1-0	3-1-0	2013-14	1-1-0	0-1-0	1-2-0								
1981-82	1-0-0	0-2-0	1-2-0	1997-98	1-0-1	2-0-0	3-0-1	TOTALS	60-24-11-0	37-44-13-0	97-68-24-0								
1982-83	2-0-0	0-1-0	2-1-0	1998-99	2-0-0	1-0-1	3-0-1												

ALL-TIME SERIES FACTS

Shutouts For: 16 (9 home, 7 road)	Overtime Record: 2-0-13	Shootout Record: 1-2
Shutouts Against: 9 (3 home, 6 road)	Overtime on Home: 2-0-7	Shootout at Home: 0-1
Last STL SO: Jan. 2, 2014 (5-0 @ STL)	Overtime on Road: 0-0-6	Shootout on Road: 1-1
Last LA SO: Oct. 18, 2011 (0-5 @ LA)	2013-14 OT Record: 0-0	2013-14 SO Record: 0-1

BLUES VS. THE NHL

ST. LOUIS BLUES vs. MINNESOTA WILD 2013-2014 REGULAR SEASON

at ST. LOUIS BLUES

Date	Score	W Goal
27 Mar '14	MIN 1 @ STL 5	T.J. Oshie
25 Nov '13	MIN 0 @ STL 3	Vladimir Sobotka

at MINNESOTA WILD

Date	Score	W Goal
10 Apr '14	STL 2 @ MIN 4	Matt Moulson
09 Mar '14 **	STL 3 @ MIN 2	T.J. Oshie
31 Dec '13	STL 2 @ MIN 1	Jaden Schwartz

Individual Scoring

BLUES										WILD									
Player	GP	G	A	P	+	-	PIM	PP	SH	Player	GP	G	A	P	+	-	PIM	PP	SH
T.J. Oshie	5	5	1	6	2	0	1	1	1	Mikko Koivu	5	0	3	3	-2	4	0	0	0
Jaden Schwartz	5	3	6	3	2	1	1	1	1	Kyle Brodziak	5	2	0	2	2	19	0	1	1
Alexander Steen	4	2	4	6	2	2	0	0	0	Matt Moulson	3	2	0	2	2	0	0	0	0
Carlo Colaiacovo	5	1	2	3	0	4	0	0	0	Nino Niederreiter	5	1	1	2	-1	2	0	0	0
Vladimir Sobotka	4	1	2	3	0	0	0	0	0	Ryan Suter	5	1	1	2	-1	2	0	0	0
Jay Bouwmeester	5	0	3	3	2	0	0	0	0	Zach Parise	4	1	1	2	-1	2	0	0	0
Kevin Shattankirk	4	1	1	2	-1	4	1	0	0	Matt Cooke	5	0	2	2	2	0	0	0	0
David Backes	3	0	2	2	3	2	0	0	0	Charlie Coyle	5	0	2	2	-3	2	0	0	0
Vladimir Tarasenko	3	0	2	2	3	0	0	0	0	Jason Pominville	5	1	0	1	-1	4	0	0	0
Brenden Morrow	4	1	0	1	0	2	1	0	0	Dany Heatley	5	0	1	1	-5	0	0	0	0
Roman Polak	4	0	1	1	0	4	0	0	0	Nate Prosser	5	0	1	1	-1	0	0	0	0
Patrik Berglund	5	0	0	0	0	4	0	0	0	Erik Haula	3	0	1	1	1	2	0	0	0
Barret Jackman	5	0	0	0	1	2	0	0	0	Jonathon Blum	2	0	1	1	1	0	0	0	0
Maxim Lapierre	5	0	0	0	-3	6	0	0	0	Christian Folin	1	0	1	1	3	0	0	0	0
Alex Pietrangolo	5	0	0	0	2	2	0	0	0	Jonas Brodin	5	0	0	0	0	2	0	0	0
Derek Roy	5	0	0	0	-1	2	0	0	0	Marco Scandella	5	0	0	0	0	2	0	0	0
Magnus Paajarvi	4	0	0	0	-1	0	0	0	0	Jared Spurgeon	4	0	0	0	-2	2	0	0	0
Steve Ott	3	0	0	0	-2	17	0	0	0	Mikael Granlund	3	0	0	0	-2	2	0	0	0
Chris Porter	3	0	0	0	0	0	0	0	0	Cody McCormick	3	0	0	0	0	0	0	0	0
Ryan Reaves	3	0	0	0	-1	2	0	0	0	Mike Rupp	3	0	0	0	0	10	0	0	0
Ian Cole	2	0	0	0	0	0	0	0	0	Justin Fontaine	2	0	0	0	0	0	0	0	0
Dmitrij Jaskin	2	0	0	0	-1	0	0	0	0	Clayton Stoner	2	0	0	0	-2	0	0	0	0
Chris Stewart	2	0	0	0	0	0	0	0	0	Keith Ballard	1	0	0	0	-1	0	0	0	0
Power Play: 4-15 26.7% / Penalty Killing: 19-19 100.0%										Zenon Konopka									
										Torrey Mitchell									
										Stephane Veilleux									
										Jason Zucker									
										Power Play: 0-19 0.0% / Penalty Killing: 11-15 73.3%									

Goaltending

BLUES									WILD								
Goalie	GP	Min	WLOT	GA	SA	SV	GAA	SV%	Goalie	GP	Min	WLOT	GA	SA	SV	GAA	SV%
Brian Elliott	3	140	2-0-0	3	46	43	1.28	.935	John Curry	1	60	1-0-0	2	45	43	2.01	.956
Jaroslav Halak	1	60	1-0-0	0	22	22	0.00	1.000	Ilya Bryzgalov	1	65	0-0-1	2	22	20	1.85	.909
Ryan Miller	2	103	1-1-0	5	41	36	2.92	.878	Josh Harding	1	59	0-1-0	2	23	21	2.05	.913
									Niklas Backstrom	1	59	0-1-0	2	20	18	2.02	.900
									Darcy Kuemper	1	60	0-1-0	5	24	19	5.00	.792

Goals by Period

BLUES						WILD					
Goals	1st	2nd	3rd	OT	Total	Goals	1st	2nd	3rd	OT	Total
Goals	6	5	3	0	14	Goals	1	4	3	0	8

Shots by Period

BLUES						WILD					
Shots	1st	2nd	3rd	OT	Total	Shots	1st	2nd	3rd	OT	Total
Shots	50	37	45	3	135	Shots	32	31	45	1	109

* - Overtime ** - Shootout

ALL-TIME SERIES VS. MINNESOTA

Year	HOME			ROAD			OVERALL			Year	HOME			ROAD			OVERALL						
	W-L-T-OTL	W-L-T-OTL	W-L-T-OTL	W-L-T-OTL	W-L-T-OTL	W-L-T-OTL	W-L-T-OTL	W-L-T-OTL	W-L-T-OTL		W-L-T-OTL	W-L-T-OTL	W-L-T-OTL	W-L-T-OTL	W-L-T-OTL	W-L-T-OTL	W-L-T-OTL	W-L-T-OTL					
2000-01	2-0-0-0	1-0-1-0	3-0-1-0	2006-07	1-1-0	0-2-0	1-3-0	2011-12	2-0-0	0-1-1	2-1-1	2001-02	0-2-0-0	1-0-1-0	1-2-1-0	2007-08	0-1-1	1-1-2	2012-13	1-0-0	2-0-0	3-0-0	
2002-03	1-0-1-0	1-1-0-0	2-1-1-0	2008-09	2-0-0	1-1-0	3-1-0	2012-13	2-0-0	2-1-0	4-1-0	2003-04	0-0-2-0	0-2-2-0	0-2-2-0	2009-10	2-0-0	0-2-0	2-2-0	TOTALS	14-5-6-0	10-12-5-0	24-17-11-0
2005-06	1-1-0	0-1-1	1-2-1	2010-11	0-0-2	1-1-0	1-1-2																

ALL-TIME SERIES FACTS

Shutouts For: 8 (5 home, 3 road)
 Shutouts Against: 4 (1 home, 3 road)
 Last STL SO: Nov. 25, 2013 (3-0 @ DAL)
 Last MIN SO: Dec. 3, 2008 (0-4 @ MIN)

Overtime Record: 4-1-5
 Overtime at Home: 2-0-3
 Overtime on Road: 2-1-2
 2013-14 OT Record: 0-0

Shootout Record: 2-5
 Shootout at Home: 1-3
 Shootout on Road: 1-2
 2013-14 SO Record: 1-0



ST. LOUIS BLUES

ST. LOUIS BLUES vs. MONTRÉAL CANADIENS 2013-2014 REGULAR SEASON

at ST. LOUIS BLUES

Date	Score	W Goal
19 Dec '13	MTL 1 @ STL 5	Alexander Steen

at MONTRÉAL CANADIENS

Date	Score	W Goal
05 Nov '13 **	STL 3 @ MTL 2	T.J. Oshie

Individual Scoring

BLUES										CANADIENS									
Player	GP	G	A	P	+	-	PIM	PP	SH	Player	GP	G	A	P	+	-	PIM	PP	SH
Alexander Steen	2	3	0	3	2	2	0	1		Michael Bournival	2	1	0	1	1	0	0	0	0
Chris Stewart	2	2	0	2	3	0	0	0		Rene Bourque	2	1	0	1	0	0	0	0	0
T.J. Oshie	2	0	2	2	0	0	0	0		Brendan Gallagher	2	1	0	1	0	2	0	0	0
Kevin Shattenkirk	2	0	2	2	1	0	0	0		Brian Gionta	2	0	1	1	-2	0	0	0	0
Maxim Lapierre	2	1	0	1	0	0	0	0		Andrei Markov	2	0	1	1	0	2	0	0	0
Jaden Schwartz	2	1	0	1	0	0	0	0		P.K. Subban	2	0	1	1	0	2	0	0	0
Patrik Berglund	2	0	1	1	0	0	0	0		David Desharnais	1	0	1	1	0	0	0	0	0
Adam Cracknell	2	0	1	1	1	0	0	0		Raphael Diaz	2	0	0	0	-2	0	0	0	0
Barret Jackman	2	0	1	1	1	0	0	0		Lars Eller	2	0	0	0	0	2	0	0	0
Derek Roy	2	0	1	1	3	0	0	0		Alex Galchenyuk	2	0	0	0	-3	0	0	0	0
David Backes	1	0	1	1	0	0	0	0		Josh Gorges	2	0	0	0	1	0	0	0	0
Brenden Morrow	1	0	1	1	1	2	0	0		Douglas Murray	2	0	0	0	-3	0	0	0	0
Vladimir Sobotka	1	0	1	1	0	0	0	0		Max Pacioretty	2	0	0	0	-2	2	0	0	0
Jay Bouwmeester	2	0	0	2	0	0	0	0		Tomas Plekanec	2	0	0	0	-1	2	0	0	0
Alex Pietrangelo	2	0	0	2	0	0	0	0		Ryan White	2	0	0	0	-2	0	0	0	0
Roman Polak	2	0	0	0	1	2	0	0		Francis Bouillon	1	0	0	0	-1	0	0	0	0
Vladimir Tarasenko	2	0	0	0	0	0	0	0		Alexei Emelin	1	0	0	0	-3	2	0	0	0
Ian Cole	1	0	0	0	1	2	0	0		Louis Leblanc	1	0	0	0	1	0	0	0	0
Jordan Leopold	1	0	0	0	0	0	0	0		Travis Moen	1	0	0	0	-1	0	0	0	0
Magnus Paajarvi	1	0	0	0	0	2	0	0		George Parros	1	0	0	0	-1	5	0	0	0
Chris Porter	1	0	0	0	1	0	0	0		Brandon Prust	1	0	0	0	-2	4	0	0	0
Ryan Reaves	1	0	0	0	0	7	0	0		Martin St Pierre	1	0	0	0	0	0	0	0	0

Power Play: 0-10 0.0% / Penalty Killing: 5-5 100.0%

Power Play: 0-5 0.0% / Penalty Killing: 10-10 100.0%

Goaltending

BLUES										CANADIENS									
Goalie	GP	Min	W	LOT	GA	SA	SV	GAA	SV%	Goalie	GP	Min	W	LOT	GA	SA	SV	GAA	SV%
Jaroslav Halak	2	125	2-0-0	3	53	50	1.44	.943		Carey Price	2	125	0-1-1	7	61	54	3.36	.885	

Goals by Period

BLUES						CANADIENS					
Goals	1st	2nd	3rd	OT	Total	Goals	1st	2nd	3rd	OT	Total
4	0	3	0	7		0	3	0	0	3	

Shots by Period

BLUES						CANADIENS					
Shots	1st	2nd	3rd	OT	Total	Shots	1st	2nd	3rd	OT	Total
22	19	18	2	61		15	15	23	0	53	

* - Overtime ** - Shootout

ALL-TIME SERIES VS. MONTREAL

Year	HOME			ROAD			OVERALL			Year	HOME			ROAD			OVERALL		
	W-L-T-OTL	W-L-T-OTL	W-L-T-OTL	W-L-T-OTL	W-L-T-OTL	W-L-T-OTL	W-L-T-OTL	W-L-T-OTL	W-L-T-OTL		W-L-T-OTL	W-L-T-OTL	W-L-T-OTL	W-L-T-OTL	W-L-T-OTL	W-L-T-OTL			
1967-68	0-1-1	0-2-0	0-3-1	1983-84	0-1-0	0-2-0	0-3-0	1999-00	1-0-0-0	DNP	1-0-0-0								
1968-69	0-2-1	0-3-0	0-5-1	1984-85	0-1-1	0-1-0	0-2-1	2000-01	DNP	1-0-0-0	1-0-0-0								
1969-70	0-2-1	2-0-1	2-2-2	1985-86	1-0-0	1-1-0	2-1-0	2001-02	1-0-0-0	DNP	1-0-0-0								
1970-71	1-0-2	0-3-0	1-3-2	1986-87	1-1-0	0-1-0	1-2-0	2002-03	DNP	1-0-0-0	1-0-0-0								
1971-72	1-2-0	0-2-1	1-4-1	1987-88	0-1-0	1-1-0	1-2-0	2003-04	DNP	0-1-0-0	0-1-0-0								
1972-73	0-1-2	0-2-0	0-3-2	1988-89	0-2-0	0-0-1	0-2-1	2005-06	-Did Not Play-										
1973-74	1-1-0	1-2-0	2-3-0	1989-90	0-0-1	0-1-1	0-1-2	2006-07	0-1-0	DNP	0-1-0								
1974-75	1-0-1	1-1-0	2-1-1	1990-91	1-1-0	1-0-0	2-1-0	2007-08	DNP	1-0-0	1-0-0								
1975-76	0-2-0	0-2-0	0-4-0	1991-92	0-0-1	0-1-1	0-1-2	2008-09	0-0-1	DNP	0-0-1								
1976-77	1-1-0	0-2-0	1-3-0	1992-93	0-1-0	0-1-0	0-2-0	2009-10	DNP	1-0-0	1-0-0								
1977-78	0-2-0	0-2-0	0-4-0	1993-94	0-1-0	0-1-0	0-2-0	2010-11	1-0-0	DNP	1-0-0								
1978-79	0-2-0	0-2-0	0-4-0	1994-95	-Did Not Play-			2011-12	DNP	1-0-0	1-0-0								
1979-80	1-1-0	1-1-0	2-2-0	1995-96	1-0-0	0-0-1	1-0-1	2012-13	-Did Not Play-										
1980-81	1-0-1	0-1-1	1-1-2	1996-97	0-0-1	1-0-0	1-0-1	2013-14	1-0-0	1-0-0	2-0-0								
1981-82	0-0-1	0-2-0	0-2-1	1997-98	1-0-0	0-1-0	1-1-0	TOTALS	16-29-16-0	15-41-7-0	31-70-23-0								
1982-83	0-1-1	0-1-0	0-2-1	1998-99	0-1-0	0-1-0	0-2-0												

ALL-TIME SERIES FACTS

Shootouts For: 6 (3 home, 3 road)
 Shootouts Against: 8 (4 home, 4 road)
 Last STL SO: Jan. 10, 2012 (3-0 @ MTL)
 Last MTL SO: March 11, 1999 (0-3 @ STL)

Overtime Record: 1-3-8
 Overtime at Home: 0-0-4
 Overtime on Road: 1-3-4
 2013-14 OT Record: 0-0

Shootout Record: 2-1
 Shootout at Home: 0-1
 Shootout on Road: 2-0
 2013-14 SO Record: 1-0

BLUES VS. THE NHL

ST. LOUIS BLUES vs. NASHVILLE PREDATORS 2013-2014 REGULAR SEASON

at ST. LOUIS BLUES			
Date	Score	W Goal	
01 Feb '14 **	NSH 3 @ STL 4	Vladimir Tarasenko	
03 Oct '13	NSH 2 @ STL 4	T.J. Oshie	

at NASHVILLE PREDATORS			
Date	Score	W Goal	
15 Mar '14	STL 4 @ NSH 1	Patrik Berglund	
06 Mar '14	STL 2 @ NSH 1	Magnus Paajarvi	
26 Oct '13	STL 6 @ NSH 1	T.J. Oshie	

Individual Scoring

Player	BLUES									
	GP	G	A	P	+	-	PIM	PP	SH	
David Backes	5	2	4	6	2	2	1	0		
Alex Pietrangelo	5	1	5	6	5	0	1	0		
Alexander Steen	5	4	1	5	0	2	2	0		
Vladimir Tarasenko	5	2	3	5	3	0	0	0		
T.J. Oshie	5	2	2	4	2	4	0	0		
Jaden Schwartz	5	2	2	4	4	0	1	0		
Jay Bouwmeester	5	0	4	4	4	0	0	0		
Patrik Berglund	5	2	1	3	1	6	0	0		
Derek Roy	4	1	2	3	3	0	0	0		
Ian Cole	3	1	1	2	2	4	0	0		
Vladimir Sobotka	3	1	1	2	2	8	0	0		
Roman Polak	5	0	2	2	4	0	0	0		
Kevin Shattenkirk	5	0	2	2	2	0	0	0		
Steve Ott	2	0	2	2	1	0	0	0		
Magnus Paajarvi	3	1	0	1	1	0	0	0		
Chris Stewart	3	0	1	1	-3	14	0	0		
Barret Jackman	5	0	0	0	-1	9	0	0		
Brenden Morrow	5	0	0	0	-1	2	0	0		
Ryan Reaves	5	0	0	0	2	5	0	0		
Maxim Lapierre	4	0	0	0	1	0	0	0		
Jordan Leopold	2	0	0	0	0	0	0	0		
Chris Porter	1	0	0	0	0	0	0	0		

Power Play: 5-15 33.3% / Penalty Killing: 15-15 100.0%

Player	PREDATORS									
	GP	G	A	P	+	-	PIM	PP	SH	
Mike Fisher	5	2	1	3	-1	6	0	0		
Nick Spaling	4	2	1	3	-1	0	0	1		
Eric Nystrom	5	1	2	3	0	10	0	0		
Patric Hornqvist	5	0	3	3	-1	4	0	0		
Paul Gaustad	5	1	1	2	-2	4	0	0		
David Legwand	3	1	1	2	0	0	0	0		
Roman Josi	4	1	0	1	2	0	0	0		
Mattias Ekholm	5	0	1	1	0	2	0	0		
Craig Smith	5	0	1	1	-2	0	0	0		
Colton Sissons	2	0	1	1	1	0	0	0		
Gabriel Bourque	5	0	0	0	-3	0	0	0		
Seth Jones	5	0	0	0	-3	2	0	0		
Shea Weber	5	0	0	0	1	4	0	0		
Colin Wilson	5	0	0	0	-3	2	0	0		
Rich Clune	4	0	0	0	-1	9	0	0		
Matt Cullen	4	0	0	0	-3	2	0	0		
Ryan Ellis	4	0	0	0	-5	2	0	0		
Michael Del Zotto	3	0	0	0	-4	2	0	0		
Victor Bartley	2	0	0	0	-4	6	0	0		
Matt Hendricks	2	0	0	0	0	7	0	0		
Kevin Klein	2	0	0	0	0	0	0	0		
Viktor Stalberg	2	0	0	0	0	0	0	0		
Taylor Beck	1	0	0	0	0	0	0	0		
Patrick Eaves	1	0	0	0	-1	0	0	0		
Filip Forsberg	1	0	0	0	-1	0	0	0		
Simon Moser	1	0	0	0	0	0	0	0		

Power Play: 0-15 0.0% / Penalty Killing: 10-15 66.7%

Goaltending

Goalie	BLUES						
	GP	Min	WLOT	GA	SA	SV	GAA SV%
Ryan Miller	2	120	2-0-0	2	52	50	1.00 .962
Jaroslav Halak	2	120	2-0-0	3	53	50	1.50 .943
Brian Elliott	1	65	1-0-0	3	31	28	2.78 .903

Goalie	PREDATORS						
	GP	Min	WLOT	GA	SA	SV	GAA SV%
Carter Hutton	3	163	0-1-1	9	82	73	3.31 .890
Pecka Rinne	3	128	0-3-0	9	54	45	4.20 .833
Magnus Helberg	1	12	0-0-0	1	4	3	4.92 .750

Goals by Period

Goals	BLUES				
	1st	2nd	3rd	OT	Total
Goals	7	7	5	0	19

Goals	PREDATORS				
	1st	2nd	3rd	OT	Total
Goals	2	3	3	0	8

Shots by Period

Shots	BLUES				
	1st	2nd	3rd	OT	Total
Shots	53	47	37	3	140

Shots	PREDATORS				
	1st	2nd	3rd	OT	Total
Shots	45	44	44	3	136

* - Overtime ** - Shootout

ALL-TIME SERIES VS. NASHVILLE

Year	HOME		ROAD		OVERALL		Year	HOME		ROAD		OVERALL	
	W-L-T-OTL	W-L-T-OTL	W-L-T-OTL	W-L-T-OTL	W-L-T-OTL	W-L-T-OTL		W-L-T-OTL	W-L-T-OTL	W-L-T-OTL	W-L-T-OTL	W-L-T-OTL	W-L-T-OTL
1998-99	2-1-0	2-1-0	4-2-0	2005-06	0-4-0	0-3-1	0-7-1	2011-12	1-1-1	1-1-1	2-2-2		
1999-00	2-1-0-0	2-0-1-0	4-1-1-0	2006-07	1-2-1	0-2-2	1-4-3	2012-13	1-1-0	2-0-0	3-1-0		
2000-01	1-1-0-0	2-1-0-0	3-2-0-0	2007-08	2-1-1	1-2-1	3-3-2	2013-14	2-0-0	3-0-0	5-0-0		
2001-02	3-0-0-0	1-0-1-0	4-0-1-0	2008-09	2-0-1	2-0-1	4-0-2	TOTALS	23-15-6-0	21-14-11-1	44-29-17-1		
2002-03	2-0-0-0	1-0-1-1	3-0-1-1	2009-10	0-3-0	1-1-1	1-4-1						
2003-04	2-0-1-0	1-2-0-0	3-2-1-0	2010-11	2-0-1	2-1-0	4-1-1						

ALL-TIME SERIES FACTS

Shutouts For: 14 (9 home, 5 road)
Shutouts Against: 3 (3 home, 0 road)
Last STL SO: Apr. 9, 2013 (1-0 @ NSH)
Last NSH SO: Feb 21, 2009 (0-1 @STL)

Overtime Record: 2-5-3
Overtime at Home: 1-3-1
Overtime on Road: 1-2-2
2013-14 OT Record: 0-0

Shutout Record: 6-8
Shutout at Home: 1-2
Shutout on Road: 5-6
2013-14 SO Record: 1-0



ST. LOUIS BLUES

ST. LOUIS BLUES vs. NEW JERSEY DEVILS 2013-2014 REGULAR SEASON

at ST. LOUIS BLUES				at NEW JERSEY DEVILS			
Date	Score	W Goal		Date	Score	W Goal	
28 Jan '14	NJD 0 @ STL 3	Alexander Steen		21 Jan '14	STL 1 @ NJD 7	Ryan Carter	

Individual Scoring

BLUES										DEVILS									
Player	GP	G	A	P	+	-	PIM	PP	SH	Player	GP	G	A	P	+	-	PIM	PP	SH
Alexander Steen	2	2	0	2	1	4	0	0	0	Damien Brunner	2	1	2	3	-2	2	1	0	0
David Backes	2	0	2	2	1	0	0	0	0	Eric Gelinas	2	1	2	3	1	0	0	0	0
Patrik Berglund	2	0	2	2	-1	0	0	0	0	Patrik Elias	2	0	2	2	-1	0	0	0	0
Jaden Schwartz	2	0	2	2	1	0	0	0	0	Travis Zajac	2	0	2	2	2	2	0	0	0
Brenden Morrow	2	1	0	1	-2	0	1	0	0	Marek Zidlicky	2	0	2	2	1	0	0	0	0
Maxim Lapierre	1	1	0	1	1	12	0	0	0	Ryan Carter	2	1	0	1	1	0	0	0	0
Jay Bouwmeester	2	0	1	1	-2	0	0	0	0	Ryane Clowe	2	1	0	1	-1	7	1	0	0
Magnus Paajarvi	2	0	1	1	1	0	0	0	0	Mark Fayne	2	1	0	1	-1	0	0	0	0
Barret Jackman	2	0	0	0	1	2	0	0	0	Adam Henrique	2	1	0	1	-1	0	1	0	0
T.J. Oshie	2	0	0	0	0	2	0	0	0	Jaromir Jagr	2	1	0	1	2	0	0	0	0
Alex Pietrangolo	2	0	0	0	-1	2	0	0	0	Stephen Gionta	2	0	1	1	1	2	0	0	0
Roman Polak	2	0	0	0	0	7	0	0	0	Anton Volchenkov	2	0	1	1	1	4	0	0	0
Derek Roy	2	0	0	0	-1	0	0	0	0	Reid Boucher	1	0	1	1	2	0	0	0	0
Kevin Shattenkirk	2	0	0	0	0	0	0	0	0	Steve Bernier	2	0	0	0	1	12	0	0	0
Vladimir Sobotka	2	0	0	0	0	2	0	0	0	Andy Greene	2	0	0	0	-1	0	0	0	0
Chris Stewart	2	0	0	0	-1	12	0	0	0	Michael Ryder	2	0	0	0	-1	0	0	0	0
Ian Cole	1	0	0	0	1	0	0	0	0	Bryce Salvador	2	0	0	0	1	2	0	0	0
Adam Cracknell	1	0	0	0	-1	0	0	0	0	Dainius Zubrus	2	0	0	0	-1	0	0	0	0
Jordan Leopold	1	0	0	0	-1	0	0	0	0	Jacob Josefson	1	0	0	0	0	0	0	0	0
Ryan Reaves	1	0	0	0	-2	0	0	0	0										
Vladimir Tarasenko	1	0	0	0	0	0	0	0	0										

Power Play: 1-7 14.3% / Penalty Killing: 5-8 62.5%

Power Play: 3-8 37.5% / Penalty Killing: 6-7 85.7%

Goaltending

BLUES										DEVILS											
Goalie	GP	Min	W	L	OT	GA	SA	SV	GAA	SV%	Goalie	GP	Min	W	L	OT	GA	SA	SV	GAA	SV%
Jaroslav Halak	2	108	1	0	0	4	37	33	2.23	.892	Cory Schneider	2	119	1	1	0	3	51	48	1.51	.941
Brian Elliott	1	12	0	1	0	3	9	6	14.65	.667											

Goals by Period

BLUES						DEVILS					
Goals	1st	2nd	3rd	OT	Total	Goals	1st	2nd	3rd	OT	Total
Goals	2	0	2	0	4	Goals	3	2	2	0	7

Shots by Period

BLUES						DEVILS					
Shots	1st	2nd	3rd	OT	Total	Shots	1st	2nd	3rd	OT	Total
Shots	15	12	25	0	52	Shots	21	16	9	0	46

* - Overtime ** - Shootout

ALL-TIME SERIES VS. NEW JERSEY

Year	HOME			ROAD			OVERALL			Year	HOME			ROAD			OVERALL															
	W-L-T	OTL		W-L-T	OTL		W-L-T	OTL			W-L-T	OTL		W-L-T	OTL		W-L-T	OTL														
1974-75	3	0	0	2	1	0	5	1	0	1988-89	1	1	0	0	1	2	0	0	2002-03	0	0	0	1	0	0	0	1	0	0	1	0	0
1975-76	2	0	1	1	1	1	3	1	2	1989-90	1	0	0	0	2	1	2	0	2003-04	0	1	0	0	DNP	0	1	0	0	0	0		
1976-77	2	1	0	2	0	1	4	1	1	1990-91	1	1	0	1	0	2	1	0	2005-06	0	1	0	DNP	DNP	0	1	0	0	0			
1977-78	2	0	1	2	1	0	4	1	1	1991-92	1	1	0	0	2	2	1	0	2006-07	DNP	DNP	1	0	0	1	0	0	0				
1978-79	2	2	0	2	2	2	4	2	4	1992-93	0	0	1	0	1	0	1	0	2007-08	-	Did Not Play	-	-	-	-	-	-	-				
1979-80	1	0	1	1	0	1	2	0	2	1993-94	0	0	1	0	1	0	1	0	2008-09	0	1	0	DNP	DNP	0	1	0	0	0			
1980-81	2	0	0	1	1	0	3	1	0	1994-95	-	Did Not Play	-	-	-	-	-	2009-10	DNP	DNP	1	0	0	1	0	0	0					
1981-82	1	0	0	1	1	0	2	1	0	1995-96	0	0	1	0	1	0	1	0	2010-11	1	0	0	DNP	DNP	1	0	0	0				
1982-83	2	0	0	1	0	1	2	0	1	1996-97	0	1	0	1	0	1	0	1	2011-12	DNP	DNP	1	0	0	1	0	0					
1983-84	1	0	0	2	0	0	3	0	0	1997-98	0	0	1	1	0	0	1	0	2012-13	-	Did Not Play	-	-	-	-	-	-					
1984-85	2	0	0	0	0	1	2	0	1	1998-99	0	1	0	0	1	0	1	0	2013-14	1	0	0	0	1	0	1	1	0				
1985-86	1	0	0	1	1	0	2	1	0	1999-00	1	0	0	0	0	1	1	0	TOTALS	29	13	7	1	20	23	7	0	49	36	14		
1986-87	0	2	0	1	0	0	1	2	0	2000-01	1	0	0	0	DNP	1	0	0	0													
1987-88	0	1	0	0	2	0	0	3	0	2001-02	DNP	DNP	0	1	0	0	0	0														

* New Jersey played as the Colorado Rockies until the 1982-83 season.
**Colorado played as the Kansas City Scouts until the 1976-77 season.

ALL-TIME SERIES FACTS

Shutouts For: 5 (3 home, 2 road)	Overtime Record: 4-2-5	Shutout Record: 1-0
Shutouts Against: 3 (2 home, 1 road)	Overtime at Home: 2-2-4	Shutout at Home: 0-0
Last STL SO: Jan. 28, 2014 (3-0 @ STL)	Overtime on Road: 2-0-1	Shutout on Road: 1-0
Last NJ SO: Dec. 10, 2002 (0-2 @ NJ)	2013-14 OT Record: 0-0	2013-15 SO Record: 0-0

BLUES VS. THE NHL

ST. LOUIS BLUES vs. NEW YORK ISLANDERS 2013-2014 REGULAR SEASON

at ST. LOUIS BLUES			
Date	Score	W Goal	
05 Dec '13	NYI 1 @ STL 5	Derek Roy	

at NEW YORK ISLANDERS			
Date	Score	W Goal	
25 Jan '14 **	STL 4 @ NYI 3	Kevin Shattenkirk	

Individual Scoring

BLUES									
Player	GP	G	A	P	+/-	PIM	PP	SH	
T.J. Oshie	2	1	2	3	2	0	0	0	0
Kevin Shattenkirk	2	0	3	3	0	2	0	0	0
Alexander Steen	2	0	3	3	1	2	0	0	0
Vladimir Tarasenko	2	2	0	2	3	0	0	0	0
Jay Bouwmeester	2	1	1	2	3	0	1	0	0
Derek Roy	2	1	1	2	1	2	1	0	0
David Backes	2	1	0	1	-1	0	1	0	0
Brenden Morrow	2	1	0	1	1	4	0	0	0
Magnus Paajarvi	1	1	0	1	1	0	0	0	0
Patrik Berglund	2	0	1	1	-1	2	0	0	0
Ian Cole	2	0	1	1	-1	0	0	0	0
Maxim Lapierre	2	0	1	1	1	0	0	0	0
Alex Pietrangolo	2	0	1	1	4	0	0	0	0
Vladimir Sobotka	2	0	1	1	3	2	0	0	0
Barret Jackman	2	0	0	0	-1	0	0	0	0
Roman Polak	2	0	0	0	-1	2	0	0	0
Jaden Schwartz	2	0	0	0	-3	4	0	0	0
Chris Stewart	2	0	0	0	-2	5	0	0	0
Ryan Reaves	1	0	0	0	0	2	0	0	0

Power Play: 3-8 37.5% / Penalty Killing: 7-8 87.5%

ISLANDERS									
Player	GP	G	A	P	+/-	PIM	PP	SH	
Kyle Okposo	2	1	2	3	-1	2	0	0	0
Thomas Vanek	2	1	1	2	0	2	0	0	0
Andrew MacDonald	2	1	0	1	-1	6	1	0	0
Matt Martin	2	1	0	1	0	4	0	0	0
Casey Cizikas	2	0	1	1	0	0	0	0	0
Thomas Hickey	2	0	1	1	0	0	0	0	0
Colin McDonald	2	0	1	1	1	2	0	0	0
Frans Nielsen	2	0	1	1	-1	0	0	0	0
John Tavares	2	0	1	1	-1	0	0	0	0
Josh Bailey	2	0	0	0	-1	0	0	0	0
Matt Carner	2	0	0	0	2	19	0	0	0
Cal Clutterbuck	2	0	0	0	0	0	0	0	0
Calvin de Haan	2	0	0	0	-2	2	0	0	0
Michael Grabner	2	0	0	0	0	0	0	0	0
Peter Regin	2	0	0	0	-1	0	0	0	0
Pierre-Marc Bouchard	1	0	0	0	0	0	0	0	0
Matt Donovan	1	0	0	0	-1	0	0	0	0
Travis Hamonic	1	0	0	0	0	0	0	0	0
Brock Nelson	1	0	0	0	-1	0	0	0	0
Aaron Ness	1	0	0	0	-1	2	0	0	0
Brian Strat	1	0	0	0	-1	0	0	0	0

Power Play: 1-8 12.5% / Penalty Killing: 5-8 62.5%

Goaltending

BLUES							
Goalie	GP	Min	W	L	OTL	GA	SV%
Jaroslav Halak	2	124	2	0	0	4	.932

ISLANDERS							
Goalie	GP	Min	W	L	OTL	GA	SV%
Kevin Poulin	1	65	0	0	1	3	.277
Anders Nilsson	1	60	0	1	0	5	.261

Goals by Period

BLUES					
Goals	1st	2nd	3rd	OT	Total
Goals	2	4	2	0	8

ISLANDERS					
Goals	1st	2nd	3rd	OT	Total
Goals	2	2	0	0	4

Shots by Period

BLUES					
Shots	1st	2nd	3rd	OT	Total
Shots	14	24	20	3	61

ISLANDERS					
Shots	1st	2nd	3rd	OT	Total
Shots	19	21	16	3	59

* - Overtime ** - Shootout

ALL-TIME SERIES VS. NEW YORK ISLANDERS

Year	HOME			ROAD			OVERALL				
	W-L-T-OTL	W-L-T-OTL	W-L-T-OTL	W-L-T-OTL	W-L-T-OTL	W-L-T-OTL	W-L-T-OTL	W-L-T-OTL	W-L-T-OTL		
1972-73	2-0-0	1-1-1	3-1-1	1987-88	0-1-0	0-1-1	0-2-1	2001-02	DNP	0-1-0-0	0-1-0-0
1973-74	1-1-1	1-1-0	2-2-1	1988-89	2-0-0	0-1-0	2-1-0	2002-03	0-0-0-1	1-0-0-0	1-0-0-1
1974-75	2-0-0	0-2-1	2-2-1	1989-90	1-0-0	1-1-0	2-1-0	2003-04	1-0-0-0	1-0-0-0	2-0-0-0
1975-76	0-2-1	0-2-0	0-4-1	1990-91	2-0-0	1-0-0	3-0-0	2005-06	0-1-0	DNP	0-1-0
1976-77	1-0-1	0-3-0	1-3-1	1991-92	1-0-0	1-0-1	2-0-1	2006-07	DNP	1-0-0	1-0-0
1977-78	0-3-0	0-1-1	0-4-1	1992-93	1-1-0*	1-0-0	2-1-0	2007-08	-Did Not Play-		
1978-79	0-0-2	0-3-0	0-3-2	1993-94	0-0-1	0-1-0	0-1-1	2008-09	DNP	0-1-0	0-1-0
1980-81	0-2-0	0-0-2	0-2-2	1994-95	-Did Not Play-			2009-10	1-0-0	1-0-0	2-0-0
1981-82	0-1-0	0-1-1	0-2-1	1995-96	1-0-0	1-0-0	2-0-0	2010-11	DNP	0-1-0	0-1-0
1982-83	1-1-0	0-1-0	1-2-0	1996-97	0-0-1	1-0-0	1-0-1	2011-12	1-0-0	DNP	1-0-0
1983-84	0-0-1	1-1-0	1-1-1	1997-98	0-0-1	0-1-0	0-1-1	2012-13	-Did Not Play-		
1984-85	0-2-0	0-1-0	0-3-0	1998-99	0-1-0	0-0-1	0-1-1	2013-14	1-0-0	1-0-0	2-0-0
1985-86	0-1-0	1-0-1	1-1-1	1999-00	DNP	1-0-0-0	TOTALS	20-18-9-2	16-25-11-0	36-43-20-2	
1986-87	1-1-0	0-0-1	1-1-1	2000-01	0-0-0-1	DNP	0-0-0-1				

* Neutral site game in Dallas, TX on 12-15-1992 is credited as a Blues home game. (L)

ALL-TIME SERIES FACTS

Shutouts For: 6 (5 home, 1 road)
 Shutouts Against: 5 (2 home, 3 road)
 Last STL SO: Mar. 28, 1991 (3-0 @ STL)
 Last NYI SO: Oct. 17, 1998 (0-1 @ STL)

Overtime Record: 2-3-9
 Overtime at Home: 1-3-4
 Overtime on Road: 1-0-5
 2013-14 OT Record: 0-0

Shootout Record: 2-0
 Shootout at Home: 0-0
 Shootout on Road: 2-0
 2013-14 SO Record: 1-0



ST. LOUIS BLUES

ST. LOUIS BLUES vs. NEW YORK RANGERS 2013-2014 REGULAR SEASON

at ST. LOUIS BLUES

Date	Score	W Goal
12 Oct '13	NYR 3 @ STL 5	David Backes

at NEW YORK RANGERS

Date	Score	W Goal
23 Jan '14	STL 2 @ NYR 1	Kevin Shattenkirk

Individual Scoring

BLUES										RANGERS									
Player	GP	G	A	P	+	-	PIM	PP	SH	Player	GP	G	A	P	+	-	PIM	PP	SH
David Backes	2	2	3	5	4	2	0	0		Derek Stepan	2	0	3	3	-1	0	0	0	0
Alexander Steen	2	2	3	5	4	0	0	0		Ryan Callahan	2	2	0	2	-1	2	2	0	0
Kevin Shattenkirk	2	1	2	3	2	0	1	0		Brad Richards	2	1	1	2	0	0	0	0	0
Derek Roy	1	1	1	2	-1	2	1	0		Derick Brassard	2	0	2	2	0	2	0	0	0
T.J. Oshie	2	0	2	2	2	6	0	0		Rick Nash	1	1	0	1	0	2	0	0	0
Vladimir Tarasenko	2	1	0	1	-1	0	1	0		Ryan McDonagh	2	0	1	1	-1	0	0	0	0
Alex Pietrangelo	2	0	1	1	0	0	0	0		Brian Boyle	2	0	0	0	-1	2	0	0	0
Jaden Schwartz	2	0	1	1	1	0	0	0		Dan Girardi	2	0	0	0	-2	0	0	0	0
Patrik Berglund	2	0	0	0	0	0	0	0		John Moore	2	0	0	0	1	0	0	0	0
Jay Bouwmeester	2	0	0	0	-1	0	0	0		Dominic Moore	2	0	0	0	0	0	0	0	0
Barret Jackman	2	0	0	0	1	6	0	0		Benoit Pouliot	2	0	0	0	0	0	0	0	0
Maxim Lapierre	2	0	0	0	0	0	0	0		Marc Staal	2	0	0	0	-2	0	0	0	0
Brenden Morrow	2	0	0	0	-1	2	0	0		Anton Stralman	2	0	0	0	-1	4	0	0	0
Roman Polak	2	0	0	0	1	0	0	0		Mats Zuccarello	2	0	0	0	0	0	0	0	0
Ryan Reaves	2	0	0	0	0	0	0	0		Daniel Carcillo	1	0	0	0	0	0	0	0	0
Vladimir Sobotka	2	0	0	0	-1	0	0	0		Michael Del Zotto	1	0	0	0	1	0	0	0	0
Chris Stewart	2	0	0	0	-1	0	0	0		Derek Dorsett	1	0	0	0	0	6	0	0	0
Ian Cole	1	0	0	0	0	2	0	0		Justin Falk	1	0	0	0	0	4	0	0	0
Jordan Leopold	1	0	0	0	1	0	0	0		Jesper Fast	1	0	0	0	-1	0	0	0	0
Magnus Paajarvi	1	0	0	0	-1	0	0	0		Carl Hagelin	1	0	0	0	0	0	0	0	0
										Kevin Klein	1	0	0	0	0	0	0	0	0
										Chris Kreider	1	0	0	0	0	0	0	0	0
										Taylor Pyatt	1	0	0	0	-1	0	0	0	0

Power Play: 3-8 37.5% / Penalty Killing: 6-8 75.0%

Power Play: 2-8 25.0% / Penalty Killing: 5-8 62.5%

Goaltending

BLUES										RANGERS									
Goalie	GP	Min	WLOT	GA	SA	SV	GAA	SV%		Goalie	GP	Min	WLOT	GA	SA	SV	GAA	SV%	
Jaroslav Halak	2	120	2-0-0	4	64	60	2.00	.938		Henrik Lundqvist	2	78	0-1-0	3	42	39	2.32	.929	
										Martin Biron	1	40	0-1-0	4	17	13	6.01	.765	

Goals by Period

BLUES						RANGERS					
Goals	1st	2nd	3rd	OT	Total	Goals	1st	2nd	3rd	OT	Total
	2	3	2	0	7		1	2	1	0	4

Shots by Period

BLUES						RANGERS					
Shots	1st	2nd	3rd	OT	Total	Shots	1st	2nd	3rd	OT	Total
	21	14	24	0	59		23	29	12	0	64

ALL-TIME SERIES VS. NEW YORK RANGERS

Year	HOME			ROAD			OVERALL			Year	HOME			ROAD			OVERALL		
	W-L-T-OTL	W-L-T-OTL	W-L-T-OTL	W-L-T-OTL	W-L-T-OTL	W-L-T-OTL	W-L-T-OTL	W-L-T-OTL	W-L-T-OTL		W-L-T-OTL	W-L-T-OTL	W-L-T-OTL	W-L-T-OTL	W-L-T-OTL	W-L-T-OTL	W-L-T-OTL	W-L-T-OTL	
1967-68	1-1-0	0-2-0	1-3-0	1983-84	1-0-0	0-2-0	1-2-0	1999-00	0-1-0-0	1-0-0-0	1-1-0-0								
1968-69	0-1-2	1-2-0	1-3-2	1984-85	0-1-1	0-1-0	0-2-1	2000-01	DNP	1-0-0-0	1-0-0-0								
1969-70	2-1-0	0-3-0	2-4-0	1985-86	1-0-0	0-1-1	1-1-1	2001-02	1-0-0-0	DNP	1-0-0-0								
1970-71	2-1-0	0-2-1	2-3-1	1986-87	2-0-0	0-1-0	2-1-0	2002-03	0-0-1-0	1-0-0-0	1-0-1-0								
1971-72	1-2-0	0-3-0	1-5-0	1987-88	0-1-0	0-2-0	0-3-0	2003-04	1-0-0-0	DNP	1-0-0-0								
1972-73	0-3-0	0-2-0	0-5-0	1988-89	0-2-0	0-1-0	0-3-0	2005-06	0-0-1	DNP	0-0-1								
1973-74	1-0-1	0-3-0	1-3-1	1989-90	1-0-0	1-0-1	2-0-1	2006-07	DNP	0-0-1	0-0-1								
1974-75	1-1-0	0-2-1	1-3-1	1990-91	0-1-1	1-0-0	1-1-1	2007-08	-Did Not Play-										
1975-76	2-1-0	0-2-0	2-3-0	1991-92	0-2-0	1-0-0	1-2-0	2008-09	1-0-0	DNP	1-0-0								
1976-77	2-0-0	0-2-1	2-2-1	1992-93	0-1-0	0-1-0	0-2-0	2009-10	1-0-0	1-0-0	2-0-0								
1977-78	0-2-1	0-2-0	0-4-1	1993-94	0-1-0	0-1-0	0-2-0	2010-11	0-1-0	1-0-0	1-1-0								
1978-79	2-1-0	0-2-0	2-3-0	1994-95	-Did Not Play-			2011-12	1-0-0	DNP	1-0-0								
1979-80	0-2-0	0-2-0	0-4-0	1995-96	0-0-1	0-0-1	0-0-2	2012-13	-Did Not Play-										
1980-81	2-0-0	2-0-0	4-0-0	1996-97	1-0-0	0-1-0	1-1-0	2013-14	1-0-0	1-0-0	2-0-0								
1981-82	0-0-1	0-2-0	0-2-1	1997-98	1-0-0	0-1-0	1-1-0	TOTALS	29-29-11-0	13-44-7-0	42-73-18-0								
1982-83	0-1-1	0-1-0	0-2-1	1998-99	0-1-0	1-0-0	1-1-0												

ALL-TIME SERIES FACTS

Shutouts For: 1 (0 home, 1 road)	Overtime Record: 0-3-6	Shutout Record: 0-1
Shutouts Against: 11 (7 home, 4 road)	Overtime at Home: 0-3-3	Shutout at Home: 0-0
Last STL SO: Nov. 7, 2010 (2-0 @ NYR)	Overtime on Road: 0-0-3	Shutout on Road: 0-1
Last NYR SO: Jan. 2, 1999 (0-1 @ STL)	2013-14 OT Record: 0-0	2013-14 SO Record: 0-0

BLUES VS. THE NHL

ST. LOUIS BLUES vs. OTTAWA SENATORS 2013-2014 REGULAR SEASON

at ST. LOUIS BLUES				at OTTAWA SENATORS			
Date	Score	W Goal		Date	Score	W Goal	
04 Feb '14 **	OTT 5 @ STL 4	Kyle Turris		16 Dec '13 *	STL 2 @ OTT 3	Cody Ceci	

Individual Scoring

BLUES										SENATORS									
Player	GP	G	A	P	+/-	PIM	PP	SH		Player	GP	G	A	P	+/-	PIM	PP	SH	
Derek Roy	2	0	3	3	0	4	0	0		Erik Karlsson	2	1	2	3	1	0	0	0	
Chris Stewart	2	2	0	2	-1	4	0	0		Jason Spezza	2	1	2	3	0	0	0	0	
Brenden Morrow	2	1	1	2	3	2	0	0		Mika Zibanejad	2	0	3	3	2	0	0	0	
T.J. Oshie	2	1	1	2	2	0	0	0		Bobby Ryan	2	1	1	2	1	4	0	0	
Jaden Schwartz	1	0	2	2	0	0	0	0		Kyle Turris	2	1	1	2	2	0	0	0	
David Backes	2	1	0	1	-1	0	0	0		Cody Ceci	2	1	0	1	3	0	0	0	
Jordan Leopold	1	1	0	1	1	0	0	0		Milan Michalek	2	1	0	1	1	2	0	0	
Patrik Berglund	2	0	1	1	1	0	0	0		Jean-Gabriel Pageau	1	1	0	1	1	0	0	0	
Barret Jackman	2	0	1	1	0	7	0	0		Jared Cowen	2	0	1	1	-1	0	0	0	
Magnus Paajarvi	2	0	1	1	0	0	0	0		Marc Methot	1	0	1	1	0	2	0	0	
Alex Pietrangolo	2	0	1	1	-2	0	0	0		Cory Conacher	2	0	0	0	-1	0	0	0	
Jay Bouwmeester	2	0	0	0	0	0	0	0		Erik Condra	2	0	0	0	0	0	0	0	
Maxim Lapierre	2	0	0	0	-1	0	0	0		Colin Greening	2	0	0	0	-1	0	0	0	
Roman Polak	2	0	0	0	3	0	0	0		Clarke MacArthur	2	0	0	0	-3	16	0	0	
Kevin Shattenkirk	2	0	0	0	-2	0	0	0		Chris Neil	2	0	0	0	0	5	0	0	
Alexander Steen	2	0	0	0	-2	0	0	0		Zack Smith	2	0	0	0	-1	6	0	0	
Vladimir Tarasenko	2	0	0	0	-3	0	0	0		Patrick Wierloch	2	0	0	0	-1	0	0	0	
Carlo Colaiacovo	1	0	0	0	-2	0	0	0		Joe Corvo	1	0	0	0	-1	0	0	0	
Adam Cracknell	1	0	0	0	0	0	0	0		Stephane Da Costa	1	0	0	0	0	0	0	0	
Chris Porter	1	0	0	0	0	0	0	0		Eric Gryba	1	0	0	0	-2	2	0	0	
Ryan Reaves	1	0	0	0	0	2	0	0		Chris Phillips	1	0	0	0	3	0	0	0	

Power Play: 0-9 0.0% / Penalty Killing: 4-4 100.0%

Power Play: 0-4 0.0% / Penalty Killing: 9-9 100.0%

Goaltending

BLUES										SENATORS										
Goalie	GP	Min	W	L	OTL	GA	SA	SV	SV%	Goalie	GP	Min	W	L	OTL	GA	SA	SV	SV%	
Brian Elliott	1	64	0	0	1	3	32	29	.281	Robin Lehner	2	129	2	0	0	6	82	76	2.79	.227
Jaroslav Halak	1	65	0	0	1	4	31	27	.370											

Goals by Period

BLUES						SENATORS					
Goals	1st	2nd	3rd	OT	Total	Goals	1st	2nd	3rd	OT	Total
	1	4	1	0	6		1	1	4	1	7

Shots by Period

BLUES						SENATORS					
Shots	1st	2nd	3rd	OT	Total	Shots	1st	2nd	3rd	OT	Total
	16	35	25	6	82		23	19	16	5	63

* - Overtime ** - Shootout

ALL-TIME SERIES VS. OTTAWA

Year	HOME		OVERALL	Year	HOME		OVERALL	Year	HOME		OVERALL
	W-L-T-OTL	W-L-T-OTL			W-L-T-OTL	W-L-T-OTL			W-L-T-OTL	W-L-T-OTL	
1992-93	1-0-0	1-0-0	2-0-0	2000-01	DNP	0-1-0-0	0-1-0-0	2009-10	DNP	0-1-0	0-1-0
1993-94	1-0-0	1-0-0	2-0-0	2001-02	1-0-0-0	0-1-0-0	1-1-0-0	2010-11	1-0-0	DNP	1-0-0
1994-95	-Did Not Play-			2002-03	0-0-1-0	DNP	0-0-1-0	2011-12	DNP	1-0-0	1-0-0
1995-96	0-1-0	0-1-0	0-2-0	2003-04	DNP	0-1-0-0	0-1-0-0	2012-13	-Did Not Play-		
1996-97	0-0-1	1-0-0	1-0-1	2005-06	-Did Not Play-			2013-14	0-0-1	0-0-1	0-0-2
1997-98	0-1-0	1-0-0	1-1-0	2006-07	0-1-0	DNP	0-1-0	TOTALS	5-5-3-0	7-6-1-0	12-11-4-0
1998-99	0-1-0	1-0-0	1-1-0	2007-08	DNP	0-1-0	0-1-0				
1999-00	1-0-0-0	1-0-0-0	2-0-0-0	2008-09	0-1-0	DNP	0-1-0				

ALL-TIME SERIES FACTS

Shutouts for: None	Overtime Record: 0-1-2	Shutout Record: 0-1
Shutouts Against: None	Overtime at Home: 0-0-2	Shutout at Home: 0-1
Last STL SO: None	Overtime on Road: 0-1-0	Shutout on Road: 0-0
Last OTT SO: None	2013-14 OT Record: 0-1	2013-14 SO Record: 0-1



ST. LOUIS BLUES

ST. LOUIS BLUES vs. PHILADELPHIA FLYERS 2013-2014 REGULAR SEASON

at ST. LOUIS BLUES

Date	Score	W Goal
01 Apr '14 **	PHI 0 @ STL 1	T.J. Oshie

at PHILADELPHIA FLYERS

Date	Score	W Goal
22 Mar '14	STL 1 @ PHI 4	Brayden Schenn

Individual Scoring

BLUES										FLYERS									
Player	GP	G	A	P	+	-	PIM	PP	SH	Player	GP	G	A	P	+	-	PIM	PP	SH
Jaden Schwartz	2	1	0	1	0	0	0	1		Scott Hartnell	2	1	1	2	1	4	1	0	
Kevin Shattenkirk	2	0	1	1	-1	0	0	0		Wayne Simmonds	2	1	1	2	2	0	0	0	
Vladimir Sobotka	2	0	1	1	-1	4	0	0		Jakub Voracek	2	1	1	2	1	4	0	0	
David Backes	2	0	0	0	-1	4	0	0		Claude Giroux	2	0	2	1	1	10	0	0	
Patrik Berglund	2	0	0	0	0	0	0	0		Brayden Schenn	2	1	0	1	1	0	0	0	
Jay Bouwmeester	2	0	0	0	0	0	0	0		Vincent Lecavalier	2	0	1	1	1	0	0	0	
Carlo Colaiacovo	2	0	0	0	0	2	0	0		Mark Streit	2	0	1	1	1	0	0	0	
Barret Jackman	2	0	0	0	-1	4	0	0		Braydon Coburn	2	0	0	0	0	2	0	0	
T.J. Oshie	2	0	0	0	-1	2	0	0		Sean Couturier	2	0	0	0	0	2	0	0	
Steve Ott	2	0	0	0	0	2	0	0		Nicklas Grossmann	2	0	0	0	1	0	0	0	
Magnus Paajarvi	2	0	0	0	-1	0	0	0		Adam Hall	2	0	0	0	0	0	0	0	
Alex Pietrangolo	2	0	0	0	0	0	0	0		Andrew MacDonald	2	0	0	0	0	6	0	0	
Roman Polak	2	0	0	0	-2	2	0	0		Michael Raffl	2	0	0	0	0	0	0	0	
Ryan Reaves	2	0	0	0	-1	0	0	0		Matt Read	2	0	0	0	-1	0	0	0	
Derek Roy	2	0	0	0	0	0	0	0		Zac Rinaldo	2	0	0	0	0	0	0	0	
Alexander Steen	2	0	0	0	-1	2	0	0		Luke Schenn	2	0	0	0	2	0	0	0	
Dmitrij Jaskin	1	0	0	0	-1	0	0	0		Steve Downie	1	0	0	0	0	0	0	0	
Maxim Lapierre	1	0	0	0	0	0	0	0		Erik Gustafsson	1	0	0	0	0	0	0	0	
Brenden Morrow	1	0	0	0	0	0	0	0		Tye McGinn	1	0	0	0	0	0	0	0	
Chris Porter	1	0	0	0	-1	0	0	0		Kimmo Timonen	1	0	0	0	0	0	0	0	

Power Play: 0-9 0.0% / Penalty Killing: 6-7 85.7%

Power Play: 1-7 14.3% / Penalty Killing: 9-9 100.0%

Goaltending

BLUES								FLYERS										
Goalie	GP	Min	W	L	OT	GA	SV%	Goalie	GP	Min	W	L	OT	GA	SA	SV	GAA	SV%
Ryan Miller	2	125	1-1-0	3	49	46	1.45	.939	Steve Mason	1	60	1-0-0	1	33	32	1.00	.970	
									Ray Emery	1	65	0-0-1	0	28	28	0.00	1.000	

Goals by Period

BLUES						FLYERS					
	1st	2nd	3rd	OT	Total		1st	2nd	3rd	OT	Total
Goals	1	0	0	0	1	Goals	0	2	2	0	4

Shots by Period

BLUES						FLYERS					
	1st	2nd	3rd	OT	Total		1st	2nd	3rd	OT	Total
Shots	24	17	18	2	61	Shots	18	16	12	4	50

* - Overtime ** - Shootout

ALL-TIME SERIES VS. PHILADELPHIA

Year	HOME W-L-T-OTL	ROAD W-L-T-OTL	OVERALL W-L-T-OTL	Year	HOME W-L-T-OTL	ROAD W-L-T-OTL	OVERALL W-L-T-OTL	Year	HOME W-L-T-OTL	ROAD W-L-T-OTL	OVERALL W-L-T-OTL
1967-68	1-4-0	0-3-2	1-7-2	1983-84	2-0-0	0-1-0	2-1-0	1999-00	1-0-0-0	0-1-0-0	1-1-0-0
1968-69	4-0-0	2-1-1	6-1-1	1984-85	0-1-0	0-2-0	0-3-0	2000-01	0-0-0-1	0-1-0-0	0-1-0-1
1969-70	3-0-1	2-1-1	5-1-2	1985-86	1-1-0	0-1-0	1-2-0	2001-02	0-1-0-0	0-1-0-0	0-2-0-0
1970-71	1-1-1	2-0-1	3-1-2	1986-87	0-1-0	0-2-0	0-3-0	2002-03	0-0-0-1	1-0-0-0	1-0-0-1
1971-72	1-0-2	1-1-1	2-1-3	1987-88	1-1-0	0-1-0	1-2-0	2003-04	0-1-0-0	DNP	0-1-0-0
1972-73	1-1-1	0-2-0	1-3-1	1988-89	1-0-0	2-0-0	3-0-0	2005-06	0-1-0	DNP	0-1-0
1973-74	0-3-0	0-3-0	0-6-0	1989-90	1-1-0	0-1-0	1-2-0	2006-07	DNP	0-0-1	0-0-1
1974-75	2-1-0	0-2-0	2-3-0	1990-91	0-1-0	1-0-1	1-1-1	2007-08	-Did Not Play-		
1975-76	1-0-1	0-3-0	1-3-1	1991-92	0-1-0	0-1-0	0-2-0	2008-09	1-0-0	DNP	1-0-0
1976-77	0-3-0	0-2-0	0-5-0	1992-93	1-0-0	0-1-0	1-1-0	2009-10	DNP	0-0-1	0-0-1
1977-78	1-1-0	0-3-0	1-4-0	1993-94	0-1-0	0-1-0	0-2-0	2010-11	1-0-0	DNP	1-0-0
1978-79	1-1-0	0-3-0	1-4-0	1994-95	-Did Not Play-			2011-12	DNP	1-0-0	1-0-0
1979-80	0-1-1	0-1-1	0-2-2	1995-96	0-1-0	0-0-1	0-1-1	2012-13	-Did Not Play-		
1980-81	0-2-0	0-1-1	0-3-1	1996-97	1-0-0	0-1-0	1-1-0	2013-14	1-0-0	0-1-0	1-1-0
1981-82	0-2-0	0-1-0	0-3-0	1997-98	0-1-0	1-0-0	1-1-0	TOTALS	28-34-7-2	13-46-12-0	41-80-19-2
1982-83	0-1-0	0-2-0	0-3-0	1998-99	1-0-0	0-1-0	1-1-0				

ALL-TIME SERIES FACTS

Shutouts For: 9 (6 home, 3 road)
Shutouts Against: 14 (6 home, 8 road)
Last STL SO: Apr. 1, 2014 (1-0 @ STL)
Last PHI SO: Feb. 9, 2002 (0-5 @ STL)

Overtime Record: 3-3-2
Overtime at Home: 2-2-0
Overtime on Road: 1-1-2
2013-14 OT Record: 0-0

Shootout Record: 1-1
Shootout at Home: 1-0
Shootout on Road: 0-1
2013-14 SO Record: 1-0

BLUES VS. THE NHL

ST. LOUIS BLUES vs. PHOENIX COYOTES 2013-2014 REGULAR SEASON

at ST. LOUIS BLUES		
Date	Score	W Goal
14 Jan '14	PHX 1 @ STL 2	T.J. Oshie
12 Nov '13 *	PHX 3 @ STL 2	Oliver Ekman-Larsson

at PHOENIX COYOTES		
Date	Score	W Goal
02 Mar '14	STL 4 @ PHX 2	Kevin Shattenkirk

Individual Scoring

BLUES								COYOTES									
Player	GP	G	A	P	+/-	PIM	PP	SH	Player	GP	G	A	P	+/-	PIM	PP	SH
David Backes	3	0	3	3	1	4	0	0	Oliver Ekman-Larsson	3	2	1	3	0	0	1	0
Alex Pietrangolo	3	0	3	3	2	0	0	0	Mikkel Boedker	3	1	1	2	-3	0	0	0
Patrik Berglund	3	2	0	2	1	0	0	0	Mike Ribeiro	3	0	2	2	1	2	0	0
T.J. Oshie	3	2	0	2	0	2	1	0	Keith Yandle	3	0	2	2	-3	0	0	0
Kevin Shattenkirk	3	1	1	2	-3	2	1	0	David Moss	3	1	0	1	1	0	0	0
Jaden Schwartz	3	0	2	2	4	0	0	0	Paul Bissonnette	2	1	0	1	2	0	0	0
Alexander Steen	2	0	2	2	0	0	0	0	Jeff Halpern	2	1	0	1	1	2	0	0
Roman Polak	3	1	0	1	1	0	0	0	Kyle Chipchura	3	0	1	1	1	2	0	0
Maxim Lapierre	2	1	0	1	-1	0	0	0	Shane Doan	3	0	1	1	-2	0	0	0
Magnus Paajarvi	2	1	0	1	1	0	0	0	Rob Klinkhammer	3	0	1	1	1	2	0	0
Jay Bouwmeester	3	0	1	1	3	0	0	0	Michael Stone	3	0	1	1	0	4	0	0
Vladimir Tarasenko	3	0	1	1	1	0	0	0	Rostislav Klesla	2	0	1	1	1	2	0	0
Barret Jackman	3	0	0	0	-2	4	0	0	Lauri Korpikoski	3	0	0	-2	0	0	0	0
Brenden Morrow	3	0	0	0	2	0	0	0	David Schlemko	3	0	0	0	1	0	0	0
Ryan Reaves	3	0	0	0	-1	0	0	0	Antoine Vermette	3	0	0	0	-3	0	0	0
Derek Roy	3	0	0	0	0	0	0	0	Martin Hanzal	2	0	0	0	0	0	0	0
Ian Cole	2	0	0	0	1	0	0	0	Zbynek Michalek	2	0	0	0	0	0	0	0
Chris Stewart	2	0	0	0	-1	0	0	0	Derek Morris	2	0	0	0	-1	0	0	0
Carlo Colaiacovo	1	0	0	0	0	0	0	0	Jordan Szwarz	2	0	0	0	-1	0	0	0
Adam Cracknell	1	0	0	0	0	0	0	0	Radim Vrba	2	0	0	0	0	0	0	0
Dmitrij Jaskin	1	0	0	0	0	0	0	0	Chris Brown	1	0	0	0	0	0	0	0
Steve Ott	1	0	0	0	0	0	0	0	Tim Kennedy	1	0	0	0	0	0	0	0
Vladimir Sobotka	1	0	0	0	-1	0	0	0									

Power Play: 2-7 28.6% / Penalty Killing: 6-7 85.7%

Power Play: 1-7 14.3% / Penalty Killing: 5-7 71.4%

Goaltending

BLUES								COYOTES													
Goalie	GP	Min	W	L	OT	GA	SA	SV	GAA	SV%	Goalie	GP	Min	W	L	OT	GA	SA	SV	GAA	SV%
Jaroslav Halak	2	121	1	0	-1	4	40	36	1.98	.900	Mike Smith	3	179	1	-2	0	8	87	79	2.69	.908
Ryan Miller	1	60	1	0	-0	2	25	23	2.00	.920											

Goals by Period

BLUES					COYOTES						
	1st	2nd	3rd	OT	Total		1st	2nd	3rd	OT	Total
Goals	2	1	5	0	8	Goals	3	2	0	1	6

Shots by Period

BLUES					COYOTES						
	1st	2nd	3rd	OT	Total		1st	2nd	3rd	OT	Total
Shots	28	31	26	2	87	Shots	23	25	16	1	65

* - Overtime ** - Shootout

ALL-TIME SERIES VS. PHOENIX

Year	HOME		ROAD		OVERALL		Year	HOME		ROAD		OVERALL	
	W-L-T-OTL	W-L-T-OTL	W-L-T-OTL	W-L-T-OTL	W-L-T-OTL	W-L-T-OTL		W-L-T-OTL	W-L-T-OTL	W-L-T-OTL	W-L-T-OTL	W-L-T-OTL	W-L-T-OTL
1979-80	1-1-0	0-0-2	1-1-2	1991-92	1-0-0	1-0-1	2003-04	1-0-1-0	0-1-0-1	1-1-1-1			
1980-81	2-0-0	0-0-2	2-0-2	1992-93	1-1-0	1-1-0	2005-06	0-2-0	1-0-1	1-2-1			
1981-82	1-1-1	0-3-1	1-4-2	1993-94	2-1-0	1-2-0	2006-07	0-2-0	1-0-1	1-2-1			
1982-83	0-2-0	1-0-0	1-2-0	1994-95	1-1-0	2-1-0	2007-08	0-2-0	0-2-0	0-4-0			
1983-84	1-0-0	0-2-0	1-2-0	1995-96	2-0-1	2-1-0	2008-09	2-0-0	2-0-0	4-0-0			
1984-85	0-0-2	1-0-0	1-0-2	1996-97	1-2-0	2-1-0	2009-10	1-1-0	1-0-1	2-1-1			
1985-86	1-0-0	1-1-0	2-1-0	1997-98	1-2-0	1-1-0	2010-11	1-1-0	0-2-0	1-3-0			
1986-87	0-0-2	0-1-0	0-1-2	1998-99	1-0-1	1-1-0	2011-12	1-1-0	2-0-0	3-1-0			
1987-88	1-0-0	0-2-0	1-2-0	1999-00	1-1-0-0	2-0-0-0	2012-13	2-0-0	1-0-0	3-0-0			
1988-89	1-0-1	0-1-0	1-1-1	2000-01	2-0-0-0	0-2-0-0	2013-14	1-0-1	1-0-0	2-0-1			
1989-90	0-0-1	1-1-0	1-1-1	2001-02	2-0-0-0	0-2-0-0	TOTALS	34-22-12-0	27-29-11-1	61-51-23-1			
1990-91	1-0-1	0-1-0	1-1-1	2002-03	1-1-0-0	1-0-1-0							

**Phoenix played as the Winnipeg Jets until the 1996-97 season.

ALL-TIME SERIES FACTS

Shutouts For: 7 (4 home, 3 road)
Shutouts Against: 10 (6 home, 4 road)
Last STL SO: 14, 2013 (3-0 @ STL)
Last PHX SO: Oct. 29, 2009 (0-2 @ STL)

Overtime Record: 5-5-12
Overtime at Home: 3-1-10
Overtime on Road: 2-4-2
2013-14 OT Record: 0-1

Shutout Record: 1-1
Shutout at Home: 1-0
Shutout on Road: 0-1
2013-14 SO Record: 1-0



ST. LOUIS BLUES

ST. LOUIS BLUES vs. PITTSBURGH PENGUINS 2013-2014 REGULAR SEASON

at ST. LOUIS BLUES

Date	Score	W Goal
09 Nov '13	PIT 1 @ STL 2	Kevin Shattenkirk

at PITTSBURGH PENGUINS

Date	Score	W Goal
23 Mar '14	STL 1 @ PIT 0	David Backes

Individual Scoring

BLUES										PENGUINS									
Player	GP	G	A	P	+	-	PIM	PP	SH	Player	GP	G	A	P	+	-	PIM	PP	SH
Alexander Steen	2	0	2	2	2	0	0	0	0	Jussi Jokinen	2	1	0	1	-2	0	1	0	0
David Backes	2	1	0	1	1	2	0	0	0	Evgeni Malkin	2	0	1	1	-2	6	0	0	0
Ryan Reaves	2	1	0	1	1	5	0	0	0	James Neal	2	0	1	1	-1	0	0	0	0
Kevin Shattenkirk	2	1	0	1	2	2	0	0	0	Craig Adams	2	0	0	0	-1	2	0	0	0
Barret Jackman	2	0	1	1	1	0	0	0	0	Robert Bortuzzo	2	0	0	0	0	2	0	0	0
Maxim Lapierre	2	0	1	1	1	4	0	0	0	Sidney Crosby	2	0	0	0	0	2	0	0	0
Alex Pietrangelo	2	0	1	1	1	2	0	0	0	Deryk Engelland	2	0	0	0	-2	7	0	0	0
Jaden Schwartz	2	0	1	1	1	2	0	0	0	Tanner Glass	2	0	0	0	0	10	0	0	0
Patrik Berglund	2	0	0	0	1	0	0	0	0	Chris Kunitz	2	0	0	0	0	0	0	0	0
Jay Bouwmeester	2	0	0	0	0	2	0	0	0	Olli Maatta	2	0	0	0	0	0	0	0	0
T.J. Oshie	2	0	0	0	1	2	0	0	0	Matt Niskanen	2	0	0	0	-2	0	0	0	0
Roman Polak	2	0	0	0	1	2	0	0	0	Brooks Orpik	2	0	0	0	-1	0	0	0	0
Chris Porter	2	0	0	0	0	0	0	0	0	Brandon Sutter	2	0	0	0	-1	0	0	0	0
Vladimir Sobotka	2	0	0	0	0	0	0	0	0	Beau Bennett	1	0	0	0	-1	0	0	0	0
Carlo Colaiacovo	1	0	0	0	0	0	0	0	0	Matt D'Agostini	1	0	0	0	-1	0	0	0	0
Ian Cole	1	0	0	0	1	0	0	0	0	Simon Despres	1	0	0	0	0	0	0	0	0
Brenden Morrow	1	0	0	0	0	0	0	0	0	Pascal Dupuis	1	0	0	0	0	0	0	0	0
Steve Ott	1	0	0	0	0	0	0	0	0	Brian Gibbons	1	0	0	0	0	0	0	0	0
Magnus Paajarvi	1	0	0	0	0	0	0	0	0	Marcel Goc	1	0	0	0	0	0	0	0	0
Derek Roy	1	0	0	0	0	0	0	0	0	Kris Letang	1	0	0	0	0	0	0	0	0
Chris Stewart	1	0	0	0	0	10	0	0	0	Rob Scuderi	1	0	0	0	-1	0	0	0	0
Vladimir Tarasenko	1	0	0	0	1	0	0	0	0	Lee Stempniak	1	0	0	0	0	0	0	0	0
										Joe Vitale	1	0	0	0	0	0	0	0	0

Power Play: 0-5 0.0% / Penalty Killing: 6-7 85.7%

Power Play: 1-7 14.3% / Penalty Killing: 5-5 100.0%

Goaltending

BLUES										PENGUINS											
Goalie	GP	Min	W	L	OT	GA	SA	SV	GAA	SV%	Goalie	GP	Min	W	L	OT	GA	SA	SV	GAA	SV%
Brian Elliott	1	60	1	0	0	33	33	0.00	1.000		Marc-Andre Fleury	2	118	0	2	0	3	59	56	1.53	.949
Jaroslav Halak	1	60	1	0	0	1	20	19	1.00	.950											

Goals by Period

BLUES						PENGUINS					
Goals	1st	2nd	3rd	OT	Total	Goals	1st	2nd	3rd	OT	Total
0	0	1	2	0	3	0	0	1	0	0	1

Shots by Period

BLUES						PENGUINS					
Shots	1st	2nd	3rd	OT	Total	Shots	1st	2nd	3rd	OT	Total
19	19	21	0	59	19	19	15	0	53		

* - Overtime ** - Shootout

ALL-TIME SERIES VS. PITTSBURGH

HOME			ROAD			OVERALL			HOME			ROAD			OVERALL		
Year	W-L-T-OTL	W-L-T-OTL	W-L-T-OTL	Year	W-L-T-OTL	W-L-T-OTL	W-L-T-OTL	Year	W-L-T-OTL	W-L-T-OTL	W-L-T-OTL	Year	W-L-T-OTL	W-L-T-OTL	W-L-T-OTL		
1967-68	3-2-0	3-2-0	6-4-0	1983-84	2-0-0	0-0-1	2-0-1	1999-00	DNP	0-1-0-0	0-1-0-0	2000-01	1-0-0-0	0-1-0-0	1-1-0-0		
1968-69	2-1-1	2-2-0	4-3-1	1984-85	1-0-0	1-1-0	2-1-0	2001-02	1-0-0-0	1-0-0-0	2-0-0-0	2002-03	DNP	0-0-0-1	0-0-0-1		
1969-70	4-0-0	1-1-2	5-1-2	1985-86	0-2-0	1-0-0	1-2-0	2003-04	1-0-0-0	DNP	1-0-0-0	2005-06	1-0-0	DNP	1-0-0		
1970-71	2-0-1	1-0-2	3-0-3	1986-87	0-0-1	0-1-1	0-1-2	2006-07	DNP	1-0-0	1-0-0	2007-08	-Did Not Play-				
1971-72	1-2-0	2-1-0	3-3-0	1987-88	2-0-0	1-0-0	3-0-0	2008-09	0-1-0	DNP	0-1-0	2009-10	DNP	0-1-0	0-1-0		
1972-73	2-1-0	0-2-0	2-3-0	1988-89	1-0-0	0-1-1	1-1-1	2010-11	1-0-0	DNP	1-0-0	2011-12	0-0-1	1-0-0	1-0-1		
1973-74	2-1-0	1-1-1	3-2-1	1989-90	2-0-0	1-0-0	3-0-0	2012-13	-Did Not Play-			2013-14	1-0-0	1-0-0	2-0-0		
1974-75	1-0-1	0-1-1	1-1-2	1990-91	1-0-0	1-1-0	2-1-0	TOTALS	46-16-7-0	23-32-12-1	69-48-19-1						
1975-76	1-1-0	1-1-0	2-2-0	1991-92	1-0-0	0-1-0	1-1-0										
1976-77	1-1-0	0-2-0	1-3-0	1992-93	1-0-0	0-1-0	1-1-0										
1977-78	1-1-0	0-1-1	1-2-1	1993-94	0-0-1	0-0-1	0-0-2										
1978-79	1-1-0	0-1-1	1-2-1	1994-95	-Did Not Play-												
1979-80	1-0-1	1-1-0	2-1-1	1995-96	1-0-0	0-1-0	1-1-0										
1980-81	2-0-0	0-2-0	2-2-0	1996-97	0-1-0	0-1-0	0-2-0										
1981-82	2-0-0	0-1-0	2-1-0	1997-98	1-0-0	0-1-0	1-1-0										
1982-83	1-0-0	2-0-0	3-0-0	1998-99	0-1-0	0-1-0	0-2-0										

ALL-TIME SERIES FACTS

Shutouts For: 10 (7 home, 3 road)
 Shutouts Against: 3 (1 home, 2 road)
 Last STL SO: Mar. 23, 2014 (1-0 @ STL)
 Last PIT SO: Dec. 19, 1996 (0-4 @ STL)

Overtime Record: 4-1-6
 Overtime at Home: 3-0-2
 Overtime on Road: 1-1-4
 2013-14 OT Record: 0-0

Shootout Record: 0-1
 Shootout at Home: 0-1
 Shootout on Road: 0-0
 2013-14 SO Record: 0-0

BLUES VS. THE NHL

ST. LOUIS BLUES vs. SAN JOSE SHARKS 2013-2014 REGULAR SEASON

at ST. LOUIS BLUES		
Date	Score	W Goal
17 Dec '13	SJS 4 @ STL 2	Brent Burns
15 Oct '13	SJS 6 @ STL 2	Tommy Wingels

at SAN JOSE SHARKS		
Date	Score	W Goal
29 Nov '13	STL 3 @ SJS 6	Tommy Wingels

Individual Scoring

BLUES								SHARKS										
Player	GP	G	A	P	+/-	PIM	PP	SH	Player	GP	G	A	P	+/-	PIM	PP	SH	
Roman Polak	3	1	2	3	1	0	0	0	Joe Thornton	3	2	6	8	4	0	1	0	
Jaden Schwartz	2	1	2	3	2	0	0	0	Brent Burns	3	4	2	6	5	4	1	0	
Ian Cole	2	1	1	2	1	0	0	0	Patrick Marleau	3	1	5	6	2	2	1	0	
Derek Roy	3	0	2	2	0	4	0	0	Logan Couture	3	1	4	5	2	4	1	0	
Alexander Steen	3	0	2	2	-5	0	0	0	Joe Pavelski	3	2	2	4	0	2	1	0	
Vladimir Sobotka	2	0	2	2	0	0	0	0	Tomas Hertl	3	1	3	4	4	0	0	0	
Jay Bouwmeester	3	1	0	1	0	2	0	0	Justin Braun	3	0	3	3	3	0	0	0	
Kevin Shattenkirk	3	1	0	1	-3	8	0	0	Tommy Wingels	3	2	0	2	2	2	0	0	
Vladimir Tarasenko	3	1	0	1	-2	2	0	0	Matt Irwin	3	1	1	2	2	0	0	0	
David Backes	2	1	0	1	-5	18	1	0	Marty Haviat	2	1	1	2	2	4	0	0	
Patrik Berglund	3	0	1	1	-2	2	0	0	Scott Hannan	2	1	0	1	2	0	0	0	
Alex Pietrangolo	3	0	1	1	-3	0	0	0	Dan Boyle	3	0	1	1	1	4	0	0	
Barret Jackman	3	0	0	0	-5	2	0	0	Andrew Desjardins	3	0	1	1	-17	0	0	0	
Maxim Lapierre	3	0	0	0	0	20	0	0	Jason Demers	2	0	1	1	-1	4	0	0	
Brendan Morrow	3	0	0	0	-2	0	0	0	James Sheppard	2	0	1	1	1	0	0	0	
T.J. Oshie	3	0	0	0	-3	2	0	0	Marc-Edouard Vlasic	3	0	0	0	2	2	0	0	
Chris Stewart	3	0	0	0	0	2	0	0	Mike Brown	2	0	0	0	-1	0	0	0	
Magnus Paajarvi	2	0	0	0	-3	0	0	0	Tyler Kennedy	2	0	0	0	-1	0	0	0	
Carlo Colaiacovo	1	0	0	0	0	2	0	0	Matt Pelech	2	0	0	0	0	15	0	0	
Adam Cracknell	1	0	0	0	0	0	0	0	Brad Stuart	2	0	0	0	1	4	0	0	
Jordan Leopold	1	0	0	0	-1	0	0	0	John McCarthy	1	0	0	0	-1	0	0	0	
Chris Porter	1	0	0	0	1	0	0	0	Matt Nieto	1	0	0	0	0	0	0	0	
Ryan Reaves	1	0	0	0	0	15	0	0										

Power Play: 1-14 7.1% / Penalty Killing: 12-17 70.6%

Power Play: 5-17 29.4% / Penalty Killing: 13-14 92.9%

Goaltending

BLUES								SHARKS													
Goalie	GP	Min	W	L	OT	GA	SA	SV	GAA	SV%	Goalie	GP	Min	W	L	OT	GA	SA	SV	GAA	SV%
Jaroslav Halak	3	137	0-2-0	9	72	63	3.94	.875			Antti Niemi	3	179	3-0-0	7	73	66	2.34	.904		
Brian Elliott	2	40	0-1-0	6	25	19	9.00	.760													

Goals by Period

BLUES						SHARKS					
	1st	2nd	3rd	OT	Total		1st	2nd	3rd	OT	Total
Goals	0	3	4	0	7	Goals	8	3	5	0	16

Shots by Period

BLUES						SHARKS					
	1st	2nd	3rd	OT	Total		1st	2nd	3rd	OT	Total
Shots	12	32	29	0	73	Shots	36	34	28	0	98

* - Overtime ** - Shootout

ALL-TIME SERIES VS. SAN JOSE

Year	HOME			ROAD			OVERALL			Year	HOME			ROAD			OVERALL		
	W-L-T-OTL	W-L-T-OTL	W-L-T-OTL	W-L-T-OTL	W-L-T-OTL	W-L-T-OTL	W-L-T-OTL	W-L-T-OTL	W-L-T-OTL		W-L-T-OTL	W-L-T-OTL	W-L-T-OTL	W-L-T-OTL	W-L-T-OTL	W-L-T-OTL	W-L-T-OTL		
1991-92	2-0-0	1-0-0	3-0-0	1999-00	2-0-1-0	2-0-0-0	4-0-1-0	2008-09	2-0-0	0-1-1	2-1-1								
1992-93	2-0-0	1-0-0	3-0-0	2000-01	1-0-0-1	1-1-0-0	2-1-0-0	2009-10	0-2-0	1-0-1	1-2-1								
1993-94	2-1-0*	2-0-0	4-1-0	2001-02	1-1-0-0	2-0-0-0	3-1-0-0	2010-11	1-1-0	0-2-0	1-3-0								
1994-95	2-0-0	2-0-0	4-0-0	2002-03	1-1-0-0	2-0-0-0	3-1-0-0	2011-12	2-0-0	2-0-0	4-0-0								
1995-96	2-0-0	1-1-0	3-1-0	2003-04	1-1-0-0	1-1-0-0	2-2-0-0	2012-13	1-1-0	0-0-1	1-1-1								
1996-97	0-2-0	2-0-0	2-2-0	2005-06	0-2-0	1-1-0	1-3-0	2013-14	0-2-0	0-1-0	0-3-0								
1997-98	2-0-0	1-1-0	3-1-0	2006-07	0-2-0	1-0-1	1-2-1	TOTALS	24-20-1-1	25-11-4-0	49-31-5-1								
1998-99	0-2-0	1-0-1	1-2-1	2007-08	0-2-0	0-2-0	0-4-0												

*Neutral site game played in Sacramento, CA on 10-21-93 is credited as a Blues' home game. (W)

ALL-TIME SERIES FACTS

Shutouts For: 7 (4 home, 3 road)
Shutouts Against: 5 (4 home, 1 road)
Last STL SO: Dec. 10, 2011 (1-0 @ STL)
Last SJ SO: March 1, 2008 (0-2 @ STL)

Overtime Record: 3-3-2
Overtime at Home: 1-1-1
Overtime on Road: 2-2-1
2013-14 OT Record: 0-0

Shutout Record: 3-1
Shutout at Home: 1-0
Shutout on Road: 2-1
2013-14 SO Record: 0-0



ST. LOUIS BLUES

ST. LOUIS BLUES vs. TAMPA BAY LIGHTNING 2013-2014 REGULAR SEASON

at ST. LOUIS BLUES

Date	Score	W Goal
04 Mar '14	TBL 2 @ STL 4	Alexander Steen

at TAMPA BAY LIGHTNING

Date	Score	W Goal
02 Nov '13	STL 2 @ TBL 4	Brett Connolly

Individual Scoring

BLUES								LIGHTNING											
Player	GP	G	A	P	+	-	PIM	PP	SH	Player	GP	G	A	P	+	-	PIM	PP	SH
Jaden Schwartz	2	1	2	3	1	2	0	0		Alex Killorn	2	2	4	2	0	0	0	0	0
Alexander Steen	2	1	2	3	2	2	0	0		Valtteri Filppula	2	1	1	2	1	2	0	0	0
David Backes	2	0	3	3	2	2	0	0		Tyler Johnson	2	1	0	1	-2	0	1	0	0
Patrik Berglund	2	1	1	2	1	0	0	0		Brett Connolly	1	1	0	1	0	0	0	0	0
T.J. Oshie	2	1	1	2	3	2	0	1		Steven Stamkos	1	1	0	1	1	2	0	0	0
Alex Pietrangolo	2	1	1	2	0	0	0	0		Mark Barberio	2	0	1	1	0	2	0	0	0
Vladimir Tarasenko	2	1	1	2	1	0	0	0		Eric Brewer	2	0	1	1	-1	2	0	0	0
Kevin Shattenkirk	2	0	1	1	-1	0	0	0		Victor Hedman	2	0	1	1	-1	0	0	0	0
Jay Bouwmeester	2	0	0	0	1	0	0	0		Teddy Purcell	2	0	1	1	0	0	0	0	0
Barret Jackman	2	0	0	0	1	0	0	0		Martin St. Louis	2	0	1	1	-3	0	0	0	0
Maxim Lapiere	2	0	0	0	-1	0	0	0		Radko Gudas	1	0	1	1	0	0	0	0	0
Roman Polak	2	0	0	0	1	0	0	0		Matthew Carle	2	0	0	0	-2	2	0	0	0
Ryan Reaves	2	0	0	0	0	0	0	0		B.J. Crombeen	2	0	0	0	0	0	0	0	0
Derek Roy	2	0	0	0	-2	0	0	0		Ryan Malone	2	0	0	0	0	2	0	0	0
Ian Cole	1	0	0	0	1	0	0	0		Ondrej Palat	2	0	0	0	-3	0	0	0	0
Jordan Leopold	1	0	0	0	-1	2	0	0		Sami Salo	2	0	0	0	2	0	0	0	0
Brenden Morrow	1	0	0	0	0	2	0	0		Nate Thompson	2	0	0	0	0	0	0	0	0
Steve Ott	1	0	0	0	0	0	0	0		Keith Aulie	1	0	0	0	0	0	0	0	0
Magnus Paajarvi	1	0	0	0	0	0	0	0		J.T. Brown	1	0	0	0	0	0	0	0	0
Chris Porter	1	0	0	0	0	0	0	0		Nikita Kucherov	1	0	0	0	0	0	0	0	0
Vladimir Sobotka	1	0	0	0	-3	2	0	0		Richard Panik	1	0	0	0	0	0	0	0	0
Chris Stewart	1	0	0	0	-2	0	0	0		Tom Pyatt	1	0	0	0	0	0	0	0	0

Power Play: 0-5 0.0% / Penalty Killing: 6-7 85.7%

Power Play: 1-7 14.3% / Penalty Killing: 5-5 100.0%

Goaltending

BLUES								LIGHTNING									
Goalie	GP	Min	WLOT	GA	SA	SV	GAA	SV%	Goalie	GP	Min	WLOT	GA	SA	SV	GAA	SV%
Ryan Miller	1	60	1-0-0	2	17	15	2.01	.882	Ben Bishop	2	118	1-1-0	5	58	53	2.53	.914
Jaroslav Halak	1	57	0-1-0	4	25	21	4.20	.840									

Goals by Period

BLUES						LIGHTNING					
	1st	2nd	3rd	OT	Total		1st	2nd	3rd	OT	Total
Goals	1	3	2	0	6	Goals	3	1	2	0	6

Shots by Period

BLUES						LIGHTNING					
	1st	2nd	3rd	OT	Total		1st	2nd	3rd	OT	Total
Shots	21	17	21	0	59	Shots	12	15	15	0	42

* - Overtime ** - Shootout

ALL-TIME SERIES VS. TAMPA BAY

Year	HOME			ROAD			OVERALL			Year	HOME			ROAD			OVERALL		
	W-L-T	OTL		W-L-T	OTL		W-L-T	OTL			W-L-T	OTL		W-L-T	OTL		W-L-T	OTL	
1992-93	2-1-0		2-1-1	4-2-1	2000-01	1-0-0-0	0-1-0-0	1-1-0-0	2009-10	0-1-0		DNP	0-1-0	0-1-0		DNP	0-1-0		0-1-0
1993-94	1-0-0		0-1-0	1-1-0	2001-02	DNP	0-0-0-1	0-0-0-1	2010-11	DNP		DNP	0-0-1	DNP		DNP	0-0-1		0-0-1
1994-95	-Did Not Play-				2002-03	1-0-0-0	DNP	1-0-0-0	2011-12	1-0-0		1-0-0	2-0-0		2-0-0	2-0-0		2-0-0	
1995-96	1-0-0		1-0-0	2-0-0	2003-04	1-0-0-0	0-0-1-0	1-0-1-0	2012-13	-Did Not Play-									
1996-97	1-0-0		0-1-0	1-1-0	2005-06	DNP	0-1-0	0-1-0	2013-14	1-0-0		0-1-0	1-1-0		1-1-0	1-1-0		1-1-0	
1997-98	1-0-0		0-0-1	1-0-1	2006-07	-Did Not Play-													
1998-99	1-0-0		1-0-0	2-0-0	2007-08	0-1-0	DNP	0-1-0	TOTALS	12-3-0-0		7-6-4-1	19-9-4-1						
1999-00	DNP		1-0-0-0	1-0-0-0	2008-09	DNP	1-0-0	1-0-0											

ALL-TIME SERIES FACTS

Shutouts For: 2 (2 home, 0 road)
Shutouts Against: None
Last STL SO: Nov. 12, 2011 (3-0 @ STL)
Last TB SO: None

Overtime Record: 2-2-3
Overtime at Home: 1-0-0
Overtime on Road: 1-2-3
2013-14 OT Record: 0-0

Shutout Record: 0-0
Shutout at Home: 0-0
Shutout on Road: 0-0
2013-14 SO Record: 0-0

BLUES VS. THE NHL

ST. LOUIS BLUES vs. TORONTO MAPLE LEAFS 2013-2014 REGULAR SEASON

at ST. LOUIS BLUES			at TORONTO MAPLE LEAFS		
Date	Score	W Goal	Date	Score	W Goal
12 Dec '13	TOR 3 @ STL 6	Chris Stewart	25 Mar '14	STL 5 @ TOR 3	Alexander Steen

Individual Scoring

BLUES										MAPLE LEAFS									
Player	GP	G	A	P	+/-	PIM	PP	SH		Player	GP	G	A	P	+/-	PIM	PP	SH	
David Backes	2	5	0	5	4	0	1	0		James van Riemsdyk	2	2	0	2	-1	2	0	0	
Alexander Steen	2	2	3	5	5	2	0	0		Nazem Kadri	2	1	1	2	-2	0	0	0	
T.J. Oshie	2	1	3	4	2	0	0	0		Jake Gardiner	2	0	2	2	-2	0	0	0	
Jaden Schwartz	2	1	2	3	1	0	0	0		Phil Kessel	2	0	2	2	0	0	0	0	
Chris Stewart	1	1	1	2	3	0	0	0		Carl Gunnarsson	2	1	0	1	1	0	0	0	
Barret Jackman	2	0	2	2	5	2	0	0		Nikolai Kulemin	2	1	0	1	-3	2	0	0	
Alex Pietrangolo	2	0	2	2	0	0	0	0		Joffrey Lupul	2	1	0	1	-4	0	1	0	
Vladimir Sobotka	2	0	2	2	0	0	0	0		Mason Raymond	2	0	1	1	-1	0	0	0	
Derek Roy	1	1	0	1	0	0	0	0		Trevor Smith	1	0	1	1	1	0	0	0	
Patrik Berglund	2	0	1	1	2	0	0	0		David Clarkson	2	0	0	0	0	14	0	0	
Jay Bouwmeester	2	0	1	1	-1	0	0	0		Cody Franson	2	0	0	0	-2	2	0	0	
Roman Polak	2	0	1	1	3	5	0	0		Jay McClement	2	0	0	0	-2	2	0	0	
Kevin Shattenkirk	2	0	1	1	2	0	0	0		Morgan Rielly	2	0	0	1	1	0	0	0	
Maxim Lapierre	2	0	0	0	-1	0	0	0		Troy Bodie	1	0	0	0	-1	0	0	0	
Brenden Morrow	2	0	0	0	-1	11	0	0		Dave Bolland	1	0	0	0	-1	0	0	0	
Carlo Colaiacovo	1	0	0	0	1	0	0	0		Tyler Bozak	1	0	0	0	0	0	0	0	
Ian Cole	1	0	0	0	0	2	0	0		Jerry D'Amigo	1	0	0	0	-1	0	0	0	
Adam Cracknell	1	0	0	0	0	0	0	0		Mark Fraser	1	0	0	0	-3	0	0	0	
Steve Ott	1	0	0	0	-1	0	0	0		Tim Gleason	1	0	0	0	0	0	0	0	
Magnus Paajarvi	1	0	0	0	1	0	0	0		Peter Holland	1	0	0	0	-1	0	0	0	
Chris Porter	1	0	0	0	0	0	0	0		Frazer McLaren	1	0	0	0	-1	0	0	0	
Ryan Reaves	1	0	0	0	0	0	0	0		Colton Orr	1	0	0	0	0	0	0	0	
Vladimir Tarasenko	1	0	0	0	0	0	0	0		Dion Phaneuf	1	0	0	0	-3	0	0	0	
										Paul Ranger	1	0	0	0	-2	0	0	0	

Power Play: 1-6 16.7% / Penalty Killing: 5-6 83.3%

Power Play: 1-6 16.7% / Penalty Killing: 5-6 83.3%

Goaltending

BLUES										MAPLE LEAFS									
Goalie	GP	Min	W	LOT	GA	SA	SV	GAA	SV%	Goalie	GP	Min	W	LOT	GA	SA	SV	GAA	SV%
Ryan Miller	1	60	1-0-0	3	25	22	3.00	.880		Jonathan Bernier	2	101	0-0-0	6	68	62	3.56	.912	
Brian Elliott	1	60	1-0-0	3	22	19	3.00	.864		James Reimer	1	16	0-0-0	3	15	12	11.13	.800	

Goals by Period

BLUES						MAPLE LEAFS					
	1st	2nd	3rd	OT	Total		1st	2nd	3rd	OT	Total
Goals	5	3	3	0	11	Goals	1	1	4	0	6

Shots by Period

BLUES						MAPLE LEAFS					
	1st	2nd	3rd	OT	Total		1st	2nd	3rd	OT	Total
Shots	39	23	23	0	85	Shots	14	13	20	0	47

- - Overtime ** - Shootout

ALL-TIME SERIES VS. TORONTO

Year	HOME			ROAD			OVERALL			Year	HOME			ROAD			OVERALL		
	W-L-T	OTL		W-L-T	OTL		W-L-T	OTL			W-L-T	OTL		W-L-T	OTL		W-L-T	OTL	
1967-68	1-0-1		1-1-0	2-1-1		1983-84	4-0-0		2-2-0	6-2-0	1999-00	1-1-0-0		1-0-0-0	2-1-0-0				
1968-69	1-1-1		0-3-0	1-4-1		1984-85	3-0-1		1-3-0	4-3-1	2000-01	1-0-1-0		1-0-0-0	2-0-1-0				
1969-70	2-1-0		0-3-0	2-4-0		1985-86	3-0-1		0-3-1	3-3-2	2001-02	0-0-0-1		1-0-0-0	1-0-0-1				
1970-71	2-0-1		0-3-0	2-3-1		1986-87	4-0-0		1-2-1	5-2-1	2002-03	1-0-0-0		DNP	1-0-0-0				
1971-72	0-3-0		2-1-0	2-4-0		1987-88	2-1-1		4-0-0	6-1-1	2003-04	DNP		1-0-0-0	1-0-0-0				
1972-73	2-0-0		0-3-0	2-3-0		1988-89	4-0-0		2-2-0	6-2-0	2005-06	-Did Not Play-							
1973-74	2-0-1		0-2-0	2-2-1		1989-90	1-3-0		0-4-0	1-7-0	2006-07	0-1-0		DNP	0-1-0				
1974-75	0-2-0		0-0-2	0-2-2		1990-91	3-1-0		2-2-0	5-3-0	2007-08	DNP		1-0-0	1-0-0				
1975-76	0-1-1		0-1-1	0-2-2		1991-92	3-1-0		0-3-1	3-4-1	2008-09	DNP		1-0-0	1-0-0				
1976-77	1-1-0		1-1-0	2-2-0		1992-93	0-2-1		0-2-2	0-4-3	2009-10	1-0-0		DNP	1-0-0				
1977-78	0-1-1		0-1-1	0-2-2		1993-94	1-1-1		1-2-0	2-3-1	2010-11	DNP		0-0-1	0-0-1				
1978-79	0-2-0		0-2-0	0-4-0		1994-95	3-0-0		1-1-0	4-1-0	2011-12	0-0-1		DNP	0-0-1				
1979-80	1-1-0		1-1-0	2-2-0		1995-96	0-2-1		1-2-0	1-4-1	2012-13	-Did Not Play-							
1980-81	2-0-0		1-1-0	3-1-0		1996-97	2-1-0		1-2-0	3-3-0	2013-14	1-0-0		1-0-0	2-0-0				
1981-82	4-0-0		1-2-0	5-2-0		1997-98	2-0-0		2-1-0	4-1-0	TOTALS	60-30-15-1		33-58-12-0	93-88-27-1				
1982-83	2-1-1		1-2-1	3-3-2		1998-99	0-2-0		0-0-1	0-2-1									

ALL-TIME SERIES FACTS

Shutouts For: 9 (7 home, 2 road)
 Shutouts Against: 8 (4 home, 4 road)
 Last STL SO: Feb. 12, 2010 (4-0 @ STL)
 Last TOR SO: Nov. 4, 2000 (0-0 @ STL)

Overtime Record: 7-8-13
 Overtime at Home: 5-3-7
 Overtime on Road: 2-5-6
 2013-14 OT Record: 0-0

Shutout Record: 1-2
 Shutout at Home: 0-1
 Shutout on Road: 1-1
 2013-14 SO Record: 0-0



ST. LOUIS BLUES

ST. LOUIS BLUES vs. VANCOUVER CANUCKS 2013-2014 REGULAR SEASON

at ST. LOUIS BLUES			at VANCOUVER CANUCKS		
Date	Score	W Goal	Date	Score	W Goal
25 Oct '13 *	VAN 3 @ STL 2	Ryan Kesler	26 Feb '14	STL 0 @ VAN 1	Jannik Hansen
			10 Jan '14	STL 1 @ VAN 2	Mike Santorelli

Individual Scoring

BLUES								CANUCKS									
Player	GP	G	A	P	+/-	PIM	PP	SH	Player	GP	G	A	P	+/-	PIM	PP	SH
Alexander Steen	2	1	1	2	1	4	1	0	Mike Santorelli	2	1	2	3	2	0	0	0
Kevin Shattenkirk	3	0	2	2	-1	0	0	0	Ryan Kesler	2	2	0	2	1	0	1	0
Alex Pietrangolo	3	1	0	1	0	0	0	0	Henrik Sedin	3	0	2	2	0	0	2	0
Vladimir Sobotka	2	1	0	1	0	0	0	0	Daniel Sedin	3	0	2	2	0	0	12	0
Patrik Berglund	3	0	1	1	0	2	0	0	Chris Higgins	3	1	0	1	1	0	0	0
Jay Bouwmeester	3	0	1	1	0	2	0	0	Zac Dalpe	2	1	0	1	0	0	0	0
T.J. Oshie	3	0	1	1	0	0	0	0	Jannik Hansen	2	1	0	1	1	0	0	0
David Backes	3	0	0	0	0	12	0	0	Jason Garrison	3	0	1	1	3	2	0	0
Barret Jackman	3	0	0	0	-2	0	0	0	Brad Richardson	3	0	1	1	1	0	0	0
Brenden Morrow	3	0	0	0	-3	2	0	0	Tom Sestito	3	0	1	1	1	7	0	0
Ryan Reaves	3	0	0	0	-2	9	0	0	Kevin Bielska	3	0	0	0	1	2	0	0
Derek Roy	3	0	0	0	-2	0	0	0	Dan Hamhuis	3	0	0	0	0	0	0	0
Jaden Schwartz	3	0	0	0	0	0	0	0	Zack Kassian	3	0	0	0	0	7	0	0
Chris Stewart	3	0	0	0	1	7	0	0	Darren Archibald	2	0	0	0	1	0	0	0
Vladimir Tarasenko	3	0	0	0	-1	0	0	0	Alexander Edler	2	0	0	0	1	0	0	0
Maxim Lapierre	2	0	0	0	-1	0	0	0	Ryan Stanton	2	0	0	0	1	0	0	0
Jordan Leopold	2	0	0	0	-1	0	0	0	Christopher Taney	2	0	0	0	-1	0	0	0
Magnus Paajarvi	2	0	0	0	-1	0	0	0	Yannick Weber	2	0	0	0	0	0	0	0
Roman Polak	2	0	0	0	-2	0	0	0	David Booth	1	0	0	0	0	0	0	0
Carlo Colaiacovo	1	0	0	0	-1	0	0	0	Alexandre Burrows	1	0	0	0	0	0	0	0
Ian Cole	1	0	0	0	0	0	0	0	Frank Corrado	1	0	0	0	0	0	0	0
Dmitrij Jaskin	1	0	0	0	0	0	0	0	Raphael Diaz	1	0	0	0	0	0	0	0
									Kellan Lain	1	0	0	0	1	0	0	0
									Pascal Pelletier	1	0	0	0	0	0	0	0
									Jordan Schroeder	1	0	0	0	0	0	0	0
									Dale Weise	1	0	0	0	1	2	0	0
									Jeremy Welsh	1	0	0	0	0	0	0	0

Power Play: 1-6 16.7% / Penalty Killing: 8-9 88.9%

Power Play: 1-9 11.1% / Penalty Killing: 5-6 83.3%

Goaltending

BLUES								CANUCKS									
Goalie	GP	Min	WLOT	GA	SA	SV	GAA	SV%	Goalie	GP	Min	WLOT	GA	SA	SV	GAA	SV%
Jaroslav Halak	2	123	0-1-1	4	56	52	1.95	.929	Eddie Lack	3	185	3-0-0	3	75	72	0.97	.960
Brian Elliott	1	59	0-1-0	2	22	20	2.04	.909									

Goals by Period

BLUES					CANUCKS						
	1st	2nd	3rd	OT	Total		1st	2nd	3rd	OT	Total
Goals	0	2	1	0	3	Goals	1	2	2	1	6

Shots by Period

BLUES					CANUCKS						
	1st	2nd	3rd	OT	Total		1st	2nd	3rd	OT	Total
Shots	23	27	21	4	75	Shots	26	28	21	3	78

* - Overtime ** - Shootout

ALL-TIME SERIES VS. VANCOUVER

Year	HOME			ROAD			OVERALL			Year	HOME			ROAD			OVERALL		
	W-L-T-OTL	W-L-T-OTL	W-L-T-OTL	W-L-T-OTL	W-L-T-OTL	W-L-T-OTL	W-L-T-OTL	W-L-T-OTL	W-L-T-OTL		W-L-T-OTL	W-L-T-OTL	W-L-T-OTL	W-L-T-OTL	W-L-T-OTL	W-L-T-OTL	W-L-T-OTL	W-L-T-OTL	
1970-71	2-0-1	1-1-1	3-1-2	1985-86	2-0-0	1-0-0	3-0-0	2000-01	1-1-0-0	1-0-0-1	2-1-0-1								
1971-72	2-1-0	0-2-1	2-3-1	1986-87	0-1-0	0-1-1	0-2-1	2001-02	2-0-0-0	0-1-1-0	2-1-1-0								
1972-73	2-0-0	2-1-0	4-1-0	1987-88	2-0-0	0-1-0	2-1-0	2002-03	1-1-0-0	0-1-1-0	1-2-1-0								
1973-74	1-1-1	2-0-0	3-1-1	1988-89	0-1-0	0-2-0	0-3-0	2003-04	1-1-0-0	0-2-0-0	1-3-0-0								
1974-75	1-2-0	1-1-1	2-3-1	1989-90	1-1-0	1-0-0	2-1-0	2005-06	2-0-0	2-0-0	4-0-0								
1975-76	2-0-1	1-2-0	3-2-1	1990-91	0-0-1	1-1-0	1-1-1	2006-07	1-0-1	0-1-1	1-1-2								
1976-77	1-1-1	3-0-0	4-1-1	1991-92	0-1-0	2-0-0	2-1-0	2007-08	1-0-1	0-1-1	1-1-2								
1977-78	3-0-0	0-3-0	3-3-0	1992-93	1-1-0	1-1-0	2-2-0	2008-09	1-1-0	1-1-0	2-2-0								
1978-79	1-1-2	0-3-1	1-4-3	1993-94	1-1-0	0-1-1	1-2-1	2009-10	1-0-1	1-1-0	2-1-1								
1979-80	1-1-0	2-0-0	3-1-0	1994-95	1-1-0	1-1-0	2-2-0	2010-11	1-1-0	1-1-0	2-2-0								
1980-81	2-0-0	2-0-0	4-0-0	1995-96	0-1-1	1-0-1	1-1-2	2011-12	1-0-1	1-1-0	2-1-1								
1981-82	1-1-0	1-0-0	2-1-0	1996-97	1-1-0	1-1-0	2-2-0	2012-13	1-0-0	1-1-0	2-1-0								
1982-83	0-1-0	0-2-0	0-3-0	1997-98	2-0-0	2-0-0	4-0-0	2013-14	0-0-1	0-2-0	0-2-1								
1983-84	2-0-0	0-1-0	2-1-0	1998-99	2-0-0	2-0-0	4-0-0	TOTALS	50-23-14-0	40-38-12-1	90-61-25-1								
1984-85	1-0-0	2-0-0	3-0-0	1999-00	1-0-1-0	2-0-0-0	3-0-1-0												

ALL-TIME SERIES FACTS

Shutouts For: 9 (6 home, 3 road)	Overtime Record: 1-7-8	Shootout Record: 2-2
Shutouts Against: 11 (3 home, 7 road)	Overtime at Home: 1-5-3	Shootout at Home: 1-1
Last STL SO: Oct. 26, 2011 (3-0 @ VAN)	Overtime on Road: 0-2-5	Shootout on Road: 1-1
Last VAN SO: Feb. 26, 2014 (0-1 @ VAN)	2013-14 OT Record: 0-1	2013-14 SO Record: 2-0

BLUES VS. THE NHL

ST. LOUIS BLUES vs. WASHINGTON CAPITALS 2013-2014 REGULAR SEASON

at ST. LOUIS BLUES			
Date	Score	W Goal	
08 Apr '14	WSH 4 @ STL 1	Mikhail Grabovski	

at WASHINGTON CAPITALS			
Date	Score	W Goal	
17 Nov '13	STL 1 @ WSH 4	Alex Ovechkin	

Individual Scoring

Player	BLUES							
	GP	G	A	P	+/-	PIM	PP	SH
Maxim Lapierre	2	1	0	1	-1	0	0	0
Vladimir Sobotka	2	1	0	1	-1	2	1	0
Jay Bouwmeester	2	0	1	1	-2	2	0	0
Ryan Reaves	2	0	1	1	1	5	0	0
Kevin Shattenkirk	2	0	1	1	1	2	0	0
Steve Ott	1	0	1	0	0	0	0	0
David Backes	2	0	0	0	-1	4	0	0
Barret Jackman	2	0	0	0	0	0	0	0
Brenden Morrow	2	0	0	0	-2	0	0	0
T.J. Oshie	2	0	0	0	-3	0	0	0
Alex Pietrangolo	2	0	0	0	-2	0	0	0
Roman Polak	2	0	0	0	-2	0	0	0
Derek Roy	2	0	0	0	-1	2	0	0
Jaden Schwartz	2	0	0	0	0	2	0	0
Alexander Steen	2	0	0	0	-1	2	0	0
Patrick Berglund	1	0	0	0	0	0	0	0
Carlo Colaiacovo	1	0	0	0	-1	2	0	0
Ian Cole	1	0	0	0	-2	0	0	0
Dmitry Jaskin	1	0	0	0	0	0	0	0
Magnus Paajarvi	1	0	0	0	0	0	0	0
Chris Stewart	1	0	0	0	-2	0	0	0
Vladimir Tarasenko	1	0	0	0	0	0	0	0

Power Play: 1-9 11.1% / Penalty Killing: 5-8 62.5%

Player	CAPITALS							
	GP	G	A	P	+/-	PIM	PP	SH
Alex Ovechkin	2	3	2	5	3	0	1	0
Nicklas Backstrom	2	2	3	5	3	0	1	0
John Carlson	2	1	2	3	2	0	1	0
Mikhail Grabovski	2	2	0	2	3	0	0	0
Joel Ward	2	0	2	2	1	2	0	0
Kari Alzner	2	0	1	1	2	0	0	0
Jason Chimera	2	0	1	1	1	2	0	0
Marcus Johansson	2	0	1	1	1	0	0	0
Eric Fehr	1	0	1	1	1	0	0	0
Steve Oleksy	1	0	1	1	1	0	0	0
Dmitry Orlov	1	0	1	1	1	0	0	0
Troy Brouwer	2	0	0	0	-1	0	0	0
Tyson Strachan	2	0	0	0	1	4	0	0
Tom Wilson	2	0	0	0	0	7	0	0
Jay Beagle	1	0	0	0	0	0	0	0
Julien Brouillette	1	0	0	0	0	0	0	0
Connor Carrick	1	0	0	0	0	0	0	0
Martin Erat	1	0	0	0	0	2	0	0
Evgeny Kuznetsov	1	0	0	0	-1	4	0	0
Brooks Laich	1	0	0	0	0	2	0	0
Michael Latta	1	0	0	0	0	0	0	0
Dustin Penner	1	0	0	0	0	0	0	0
Nate Schmidt	1	0	0	0	0	0	0	0
Alexander Urbom	1	0	0	0	1	0	0	0
Aaron Volpatti	1	0	0	0	0	0	0	0

Power Play: 3-8 37.5% / Penalty Killing: 8-9 88.9%

Goaltending

Goalie	BLUES						
	GP	Min	WLOT	GA	SA	SV	SV%
Brian Elliott	1	44	0-0-0	1	14	13	1.35 .929
Ryan Miller	1	59	0-1-0	4	22	18	4.05 .818
Jaroslav Halak	1	16	0-1-0	3	6	3	11.48 .500

Goalie	CAPITALS						
	GP	Min	WLOT	GA	SA	SV	GAA SV%
Braden Holtby	2	120	2-0-0	2	76	74	1.00 .974

Goals by Period

Goals	BLUES				
	1st	2nd	3rd	OT	Total
Goals	0	2	0	0	2

Goals	CAPITALS				
	1st	2nd	3rd	OT	Total
Goals	4	3	1	0	8

Shots by Period

Shots	BLUES				
	1st	2nd	3rd	OT	Total
Shots	19	29	28	0	76

Shots	CAPITALS				
	1st	2nd	3rd	OT	Total
Shots	16	16	10	0	42

* - Overtime ** - Shootout

ALL-TIME SERIES VS. WASHINGTON

Year	HOME			ROAD			OVERALL				
	W-L-T-OTL	W-L-T-OTL	W-L-T-OTL	W-L-T-OTL	W-L-T-OTL	W-L-T-OTL	W-L-T-OTL	W-L-T-OTL	W-L-T-OTL		
1974-75	2-0-0	2-0-0	4-0-0	1988-89	0-1-1	0-1-0	0-2-1	2002-03	DNP	1-0-0-0	1-0-0-0
1975-76	2-0-0	2-0-0	4-0-0	1989-90	1-0-0	1-0-1	2-0-1	2003-04	1-0-0-0	DNP	1-0-0-0
1976-77	1-1-0	0-2-0	1-3-0	1990-91	1-0-1	1-0-0	2-0-1	2005-06	DNP	0-0-1	0-0-1
1977-78	0-0-2	1-1-0	1-1-2	1991-92	1-1-0	0-1-0	1-2-0	2006-07	-Did Not Play-		
1978-79	1-1-0	1-1-0	2-2-0	1992-93	0-1-0	0-1-0	0-2-0	2007-08	1-0-0	DNP	1-0-0
1979-80	2-0-0	0-2-0	2-2-0	1993-94	0-1-0	0-1-0	0-2-0	2008-09	DNP	0-1-0	0-1-0
1980-81	1-0-1	1-0-1	2-0-2	1994-95	-Did Not Play-			2009-10	1-0-0	DNP	1-0-0
1981-82	1-0-0	0-2-0	1-2-0	1995-96	0-1-0	0-1-0	0-2-0	2010-11	0-1-0	0-1-0	0-2-0
1982-83	0-1-1	1-0-0	1-1-1	1996-97	0-1-0	0-1-0	0-2-0	2011-12	DNP	1-0-0	1-0-0
1983-84	0-1-0	1-1-0	1-2-0	1997-98	1-0-0	0-1-0	1-1-0	2012-13	-Did Not Play-		
1984-85	0-1-1	0-1-0	0-2-1	1998-99	1-0-0	1-0-0	2-0-0	2013-14	0-1-0	0-1-0	0-2-0
1985-86	0-1-0	0-2-0	0-3-0	1999-00	1-0-0-0	0-0-1-0	1-0-1-0	TOTALS	22-15-8-0	16-23-5-0	38-38-13-0
1986-87	0-1-1	0-1-0	0-2-1	2000-01	1-0-0-0	DNP	1-0-0-0				
1987-88	1-0-0	1-0-1	2-0-1	2001-02	1-0-0-0	1-0-0-0	2-0-0-0				

ALL-TIME SERIES FACTS

Shutouts For: 3 (2 home, 1 road)
Shutouts against: None
Last STL SO: Nov. 2, 2000 (2-0 @ STL)
Last WSH SO: None

Overtime Record: 0-1-7
Overtime at Home: 0-0-4
Overtime on Road: 0-1-3
2013-14 OT Record: 0-0

Shutout Record: 1-1
Shutout at Home: 1-0
Shutout on Road: 0-1
2013-14 SO Record: 0-0



ST. LOUIS BLUES vs. WINNIPEG JETS 2013-2014 REGULAR SEASON

at ST. LOUIS BLUES		
Date	Score	W Goal
17 Mar '14	WPG 1 @ STL 3	David Backes
08 Feb '14 **	WPG 3 @ STL 4	T.J. Oshie
29 Oct '13	WPG 2 @ STL 3	Alexander Steen

at WINNIPEG JETS		
Date	Score	W Goal
10 Dec '13	STL 2 @ WPG 1	Kevin Shattenkirk
18 Oct '13 **	STL 3 @ WPG 4	Olli Jokinen

Individual Scoring

BLUES											JETS										
Player	GP	G	A	P	+	-	PIM	PP	SH		Player	GP	G	A	P	+	-	PIM	PP	SH	
David Backes	5	3	2	5	3	6	1	0			Andrew Ladd	5	1	3	4	-1	0	1	0		
Alexander Steen	5	4	0	4	3	4	1	0			Blake Wheeler	5	1	3	4	-3	21	1	0		
Brenden Morrow	4	3	1	4	3	4	0	0			Bryan Little	5	2	1	3	-2	6	1	1		
Alex Pietrangelo	5	1	3	4	3	4	0	0			Dustin Byfuglien	5	0	3	3	-4	16	0	0		
Derek Roy	5	1	3	4	0	2	0	0			Mark Scheifele	4	2	0	2	1	2	0	0		
Jay Bouwmeester	5	0	4	4	6	2	0	0			Olli Jokinen	5	1	1	2	-4	18	0	0		
T.J. Oshie	4	0	3	3	4	0	0	0			Evander Kane	3	1	1	2	-2	8	0	0		
Kevin Shattenkirk	5	1	1	2	-2	2	1	0			Zach Bogosian	4	0	2	2	0	0	0	0		
Jaden Schwartz	5	1	0	1	-1	0	0	0			Tobias Enstrom	5	1	0	1	0	6	0	0		
Patrik Berglund	5	0	1	1	0	2	0	0			Eric O'Dell	2	1	0	1	0	0	0	0		
Barret Jackman	4	0	1	1	1	15	0	0			Matt Halischuk	4	0	1	1	1	2	0	0		
Ryan Reaves	4	0	1	1	0	17	0	0			Devin Setoguchi	4	0	1	1	-2	2	0	0		
Vladimir Tarasenko	4	0	1	1	2	0	0	0			Chris Thorburn	3	0	1	1	-1	7	0	0		
Ian Cole	3	0	1	1	2	2	0	0			Michael Frolik	5	0	0	0	-1	0	0	0		
Roman Polak	5	0	0	0	0	12	0	0			Mark Stuart	5	0	0	0	1	9	0	0		
Vladimir Sobotka	4	0	0	0	1	4	0	0			Anthony Peluso	4	0	0	0	0	0	0	0		
Chris Stewart	4	0	0	0	-2	9	0	0			Jacob Trouba	4	0	0	0	-1	12	0	0		
Adam Cracknell	3	0	0	0	0	0	0	0			James Wright	4	0	0	0	1	2	0	0		
Maxim Lapierre	3	0	0	0	0	12	0	0			Grant Clitsome	3	0	0	0	-3	0	0	0		
Jordan Leopold	3	0	0	0	-1	0	0	0			Adam Parry	3	0	0	0	-1	0	0	0		
Magnus Paajarvi	2	0	0	0	-1	0	0	0			Patrice Cormier	2	0	0	0	0	0	0	0		
Dmitrij Jaskin	1	0	0	0	0	0	0	0			Keaton Ellerby	2	0	0	0	-1	0	0	0		
Steve Ott	1	0	0	0	0	0	0	0			John Albert	1	0	0	0	0	0	0	0		
Chris Porter	1	0	0	0	0	0	0	0			Paul Postma	1	0	0	0	0	0	0	0		
											Jim Slater	1	0	0	0	-1	0	0	0		
											Eric Tangradi	1	0	0	0	0	0	0	0		

Power Play: 3-23 13.0% / Penalty Killing: 14-17 82.4%

Power Play: 3-17 17.6% / Penalty Killing: 20-23 87.0%

Goaltending

BLUES										JETS											
Goalie	GP	Min	W	L	OT	GA	SA	SV	GAA	SV%	Goalie	GP	Min	W	L	OT	GA	SA	SV	GAA	SV%
Brian Elliott	3	190	2-0-1	7	81	74	2.21	.914			Ondrej Pavelec	3	183	1-2-0	8	85	77	2.62	.906		
Ryan Miller	1	60	1-0-0	1	17	16	1.00	.941			Al Montoya	2	124	0-1-1	5	51	46	2.43	.902		
Jaroslav Halak	1	60	1-0-0	2	23	21	2.00	.913													

Goals by Period

BLUES						JETS					
Goals	1st	2nd	3rd	OT	Total	Goals	1st	2nd	3rd	OT	Total
	5	2	7	0	14		3	1	6	0	10

Shots by Period

BLUES						JETS					
Shots	1st	2nd	3rd	OT	Total	Shots	1st	2nd	3rd	OT	Total
	36	48	49	4	137		37	40	39	5	121

* - Overtime ** - Shootout

ALL-TIME SERIES VS. WINNIPEG

Year	HOME			ROAD			OVERALL			Year	HOME			ROAD			OVERALL		
	W-L-T-OTL	W-L-T-OTL	W-L-T-OTL	W-L-T-OTL	W-L-T-OTL	W-L-T-OTL	W-L-T-OTL	W-L-T-OTL	W-L-T-OTL		W-L-T-OTL	W-L-T-OTL	W-L-T-OTL	W-L-T-OTL	W-L-T-OTL	W-L-T-OTL	W-L-T-OTL	W-L-T-OTL	
1999-00	1-0-0-0	1-0-0-0	2-0-0-0	2005-06	DNP	0-1-0	0-1-0	2010-11	1-0-0	1-0-0	2-0-0								
2000-01	DNP	1-0-0-0	1-0-0-0	2006-07	-Did Not Play-			2011-12	DNP	1-0-0	1-0-0								
2001-02	1-0-0-0	DNP	1-0-0-0	2007-08	0-0-1	DNP	0-0-1	2012-13	-Did Not Play-										
2002-03	1-0-0-0	0-1-0-0	1-1-0-0	2008-09	DNP	1-0-0	1-0-0	2013-14	3-0-0	1-0-1	4-0-1								
2003-04	DNP	0-0-1-0	0-0-1-0	2009-10	0-1-0	0-0-1	0-1-1	TOTALS	7-1-1-0	6-2-3-0	13-3-4-0								

* Winnipeg played as the Atlanta Thrashers until the 2011-12 season.

ALL-TIME SERIES FACTS

Shutouts For: 2 (2 home)
 Shutouts Against: 1 (1 road)
 Last STL S0: Dec. 14, 2002 (4-0 @ STL)
 Last WPG S0: Jan. 13, 2006 (0-2 @ WPG)

Overtime Record: 0-1-1
 Overtime at Home: 0-1-0
 Overtime on Road: 0-0-1
 2013-14 OT Record: 0-0

Shootout Record: 3-2
 Shootout at Home: 2-0
 Shootout on Road: 1-2
 2013-14 S0 Record: 1-2

ALL-TIME TEAM & INDIVIDUAL RECORDS & STATS

2013-2014 GAME-BY-GAME (52-23-7, 111 pts, 2nd Central Division)

#	DATE	VERSUS	SCORE	RECORD	#	DATE	VERSUS	SCORE	RECORD
1	10/3	Nashville	4-2 W	1-0-0	68	3/17	Winnipeg	3-1 W	47-14-7
2	10/5	Florida	7-0 W	2-0-0	69	3/19	@ Chicago	0-4 L	47-15-7
3	10/9	Chicago	3-2 W	3-0-0	70	3/22	@ Philadelphia	1-4 L	47-16-7
4	10/12	N.Y. Rangers	5-3 W	4-0-0	71	3/23	@ Pittsburgh	1-0 W	48-16-7
5	10/15	San Jose	2-6 L	4-1-0	72	3/25	@ Toronto	5-3 W	49-16-7
6	10/17	@ Chicago	3-2 SOW	5-1-0	73	3/27	Minnesota	5-1 W	50-16-7
7	10/18	@ Winnipeg	3-4 SOL	5-1-1	74	3/29	Dallas	2-4 L	50-17-7
8	10/25	Vancouver	2-3 OTL	5-1-2	75	4/1	Philadelphia	1-0 SOW	51-17-7
9	10/26	@ Nashville	6-1 W	6-1-2	76	4/3	Buffalo	2-1 W	52-17-7
10	10/29	Winnipeg	3-2 W	7-1-2	77	4/5	Colorado	0-4 L	52-18-7
11	11/1	@ Florida	4-0 W	8-1-2	78	4/6	@ Chicago	2-4 L	52-19-7
12	11/2	@ Buffalo Bay	2-4 L	8-2-2	79	4/8	Washington	1-4 L	52-20-7
13	11/5	@ Montreal	3-2 SOW	9-2-2	80	4/10	@ Minnesota	2-4 L	52-21-7
14	11/7	Calgary	3-2 W	10-2-2	81	4/11	@ Dallas	0-3 L	52-22-7
15	11/9	Pittsburgh	2-1 W	11-2-2	82	4/13	Detroit	0-3 L	52-23-7
16	11/12	Phoenix	2-3 OTL	11-2-3					
17	11/14	Colorado	7-3 W	12-2-3					
18	11/16	Carolina	4-2 W	13-2-3					
19	11/17	@ Washington	1-4 L	13-3-3					
20	11/19	@ Buffalo	4-1 W	14-3-3					
21	11/21	@ Boston	3-2 SOW	15-3-3					
22	11/23	Dallas	6-1 W	16-3-3					
23	11/25	Minnesota	3-0 W	17-3-3					
24	11/27	@ Colorado	4-1 W	18-3-3					
25	11/29	@ San Jose	3-6 L	18-4-3					
26	12/2	@ Los Angeles	2-3 L	18-5-3					
27	12/5	N.Y. Islanders	5-1 W	19-5-3					
28	12/7	Anaheim	2-5 L	19-6-3					
29	12/10	@ Winnipeg	2-1 W	20-6-3					
30	12/12	Toronto	6-3 W	21-6-3					
31	12/14	@ Columbus	4-3 OTW	22-6-3					
32	12/16	@ Ottawa	2-3 OTL	22-6-4					
33	12/17	San Jose	2-4 L	22-7-4					
34	12/19	Montreal	5-1 W	23-7-4					
35	12/21	@ Edmonton	6-0 W	24-7-4					
36	12/23	@ Calgary	3-4 SOL	24-7-5					
37	12/28	Chicago	6-5 SOW	25-7-5					
38	12/29	@ Dallas	3-2 OTW	26-7-5					
39	12/31	@ Minnesota	2-1 W	27-7-5					
40	1/2	Los Angeles	5-0 W	28-7-5					
41	1/4	Columbus	6-2 W	29-7-5					
42	1/7	@ Edmonton	5-2 W	30-7-5					
43	1/9	@ Calgary	5-0 W	31-7-5					
44	1/10	@ Vancouver	1-2 L	31-8-5					
45	1/14	Phoenix	2-1 W	32-8-5					
46	1/16	Los Angeles	1-4 L	32-9-5					
47	1/18	Anaheim	2-3 L	32-10-5					
48	1/20	@ Detroit	4-1 W	33-10-5					
49	1/21	@ New Jersey	1-7 L	33-11-5					
50	1/23	@ N.Y. Rangers	2-1 W	34-11-5					
51	1/25	@ N.Y. Islanders	4-3 SOW	35-11-5					
52	1/28	New Jersey	3-0 W	36-11-5					
53	1/31	@ Carolina	1-3 L	36-12-5					
54	2/1	Nashville	4-3 SOW	37-12-5					
55	2/4	Ottawa	4-5 SOL	37-12-6					
56	2/6	Boston	3-2 OTW	38-12-6					
57	2/8	Winnipeg	4-3 SOW	39-12-6					
58	2/26	@ Vancouver	0-1 L	39-13-6					
59	2/28	@ Anaheim	0-1 L	39-14-6					
60	3/2	@ Phoenix	4-2 W	40-14-6					
61	3/4	Tampa Bay	4-2 W	41-14-6					
62	3/6	@ Nashville	2-1 W	42-14-6					
63	3/8	@ Colorado	2-1 W	43-14-6					
64	3/9	@ Minnesota	3-2 SOW	44-14-6					
65	3/11	Dallas	2-3 SOL	44-14-7					
66	3/13	Edmonton	6-2 W	45-14-7					
67	3/15	@ Nashville	4-1 W	46-14-7					

PLAYER	GP	G	A	TP	+/-	PIM	PP	SH	GW	S	%
Alexander Steen	68	33	29	62	17	46	7	1	9	211	15.6
T.J. Oshie	79	21	39	60	19	42	5	2	5	152	13.8
David Backes	74	27	30	57	14	119	10	0	5	165	16.4
Jaden Schwartz	80	25	31	56	28	27	5	3	1	188	13.3
Alex Pietrangelo	81	8	43	51	20	32	2	0	1	164	4.9
Kevin Shattenkirk	81	10	35	45	1	38	7	0	5	188	5.3
Vladimir Tarasenko	64	21	22	43	20	16	5	0	3	136	15.4
Derek Roy	75	9	28	37	-1	30	4	0	2	114	7.9
Jay Bouwmeester	82	4	33	37	26	20	1	0	0	152	2.6
Vladimir Sobotka	61	9	24	33	14	72	1	0	1	102	8.8
Patrik Berglund	78	14	18	32	10	38	2	0	2	144	9.7
Chris Stewart (STL)	58	15	11	26	2	112	3	0	3	107	14.0
(BUF)	5	0	0	0	-2	6	0	0	0	3	0.0
(TOTALS)	63	15	11	26	0	118	3	0	3	110	13.6
Brenden Morrow	71	13	12	25	1	76	4	0	3	56	23.2
Maxim Lapierre	71	9	6	15	-3	78	0	0	1	78	11.5
Barret Jackman	79	3	12	15	11	97	0	0	1	83	3.6
Roman Polak	72	4	9	13	3	71	0	0	0	83	4.8
Magnus Paajarvi	55	6	6	12	-6	6	0	0	1	60	10.0
Ian Cole	46	3	8	11	15	31	0	0	0	45	6.7
Ryan Reaves	63	2	6	8	-1	126	0	0	0	25	8.0
Jordan Leopold	27	1	5	6	1	6	0	0	0	40	2.5
Carlo Colaiacovo	25	1	3	4	-4	18	0	0	0	18	5.6
Steve Ott (BUF)	59	9	11	20	-26	55	6	0	1	99	9.1
(STL)	23	0	3	3	-12	37	0	0	0	28	0.0
(TOTALS)	82	9	14	23	-38	92	6	0	1	127	7.1
Dmitrij Jaskin	18	1	1	2	-3	8	0	0	0	18	5.6
Adam Cracknell	19	0	2	2	0	0	0	0	0	16	0.0
Brian Elliott	31	0	2	2	0	0	0	0	0	0	0.0
Jaroslav Halak (STL)	40	0	1	1	0	0	0	0	0	0	0.0
(WSH)	12	0	0	0	0	0	0	0	0	0	0.0
(TOTALS)	82	0	1	1	0	0	0	0	0	0	0.0
Chris Porter	22	0	1	1	-3	0	0	0	0	24	0.0
Keith Aucoin	2	0	0	0	-3	0	0	0	0	1	0.0
Ryan Miller (BUF)	40	0	0	0	0	0	0	0	0	0	0.0
(STL)	19	0	0	0	0	0	0	0	0	0	0.0
(TOTALS)	59	0	0	0	0	0	0	0	0	0	0.0
Ty Rattie	2	0	0	0	-2	0	0	0	0	4	0.0

PLAYER	GP	W	L	T/O	GA	SA	SV%	GAA	SO	MIN
Jaroslav Halak	40	24	9	4	83	1002	0.917	2.23	4	2238
(WSH)	12	5	4	3	27	383	0.930	2.31	1	701
(TOTALS)	52	29	13	7	110	1385	0.921	2.25	5	2939
Brian Elliott	31	18	6	2	53	681	0.922	1.96	4	1624
Ryan Miller	40	15	22	3	108	1411	0.923	2.72	0	2384
(BUF)	19	10	8	1	46	474	0.903	2.47	1	1117
(TOTALS)	59	25	30	4	154	1885	0.918	2.64	1	3501



ST. LOUIS BLUES

2012-2013 GAME-BY-GAME (29-17-2, 60 pts, 2nd Central Division)

#	DATE	VERSUS	SCORE	RECORD	PLAYER	GP	G	A	TP	+/-	PIM	PP	SH	GW	S	%
1	1/19	Detroit	6-0 W	1-0-0	Chris Stewart	48	18	18	36	0	40	6	0	3	97	18.6
2	1/21	@ Nashville	4-3 SOW	2-0-0	David Backes	48	6	22	28	5	62	1	0	1	100	6.0
3	1/22	@ Chicago	2-3 L	2-1-0	Alexander Steen	40	8	19	27	5	14	3	0	3	129	6.2
4	1/24	Nashville	3-0 W	3-1-0	Patrik Berglund	48	17	8	25	-2	12	5	2	3	74	23.0
5	1/26	@ Dallas	4-3 W	4-1-0	David Perron	48	10	15	25	0	44	2	0	2	84	11.9
6	1/27	Minnesota	5-4 OTW	5-1-0	Alex Pietrangelo	47	5	19	24	0	10	2	0	0	93	5.4
7	1/31	@ Columbus	4-1 W	6-1-0	Kevin Shattenkirk	48	5	18	23	2	20	2	0	0	84	6.0
8	2/1	@ Detroit	3-5 L	6-2-0	Andy McDonald	37	7	14	21	-2	16	1	0	2	86	8.1
9	2/5	Nashville	1-6 L	6-3-0	T.J. Oshie	30	7	13	20	-5	15	2	1	1	65	10.8
10	2/7	Detroit	1-5 L	6-4-0	Vladimir Tarasenko	38	8	11	19	1	10	3	0	1	75	10.7
11	2/9	Anaheim	5-6 SOL	6-4-1	Vladimir Sobotka	48	8	11	19	-4	35	1	0	2	69	11.6
12	2/11	Los Angeles	1-4 L	6-5-1	Jaden Schwartz	45	7	6	13	-4	4	0	0	1	50	14.0
13	2/13	@ Detroit	4-3 OTW	7-5-1	Barret Jackman	46	3	9	12	6	39	0	0	0	39	7.7
14	2/15	@ Calgary	5-2 W	8-5-1	Chris Porter	29	2	6	8	5	0	0	0	2	46	4.3
15	2/17	@ Vancouver	4-3 SOW	9-5-1	Jay Bouwmeester (CGY)	33	6	9	15	-11	16	1	0	0	55	10.9
16	2/19	San Jose	1-2 L	9-6-1	(STL)	14	1	6	7	5	6	0	0	0	24	4.2
17	2/20	@ Colorado	0-1 OTL	9-6-2	(TOTALS)	47	7	15	22	-6	22	1	0	1	79	8.9
18	2/23	Columbus	2-1 W	10-6-2	Kris Russell	33	1	6	7	6	9	0	0	0	41	2.4
19	2/28	Chicago	0-3 L	10-7-2	Ryan Reaves	43	4	2	6	3	79	0	0	1	24	16.7
20	3/1	Edmonton	4-2 W	11-7-2	Adam Cracknell	20	2	4	6	3	4	0	0	0	21	9.5
21	3/3	@ Dallas	1-4 L	11-8-2	Roman Polak	48	1	5	6	-2	48	0	0	1	39	2.6
22	3/5	@ Los Angeles	4-6 L	11-9-2	Wade Redden (STL)	23	2	3	5	-2	11	0	0	0	23	8.7
23	3/7	@ Phoenix	6-3 W	12-9-2	(BOS)	6	1	1	2	0	0	0	0	0	5	20.0
24	3/9	@ San Jose	4-3 OTW	13-9-2	(TOTALS)	29	3	4	7	-2	11	0	0	0	28	10.7
25	3/10	@ Anaheim	2-4 L	13-10-2	Matt D'Agostini (STL)	16	1	1	2	-4	2	0	0	0	19	5.3
26	3/12	San Jose	4-2 W	14-10-2	(NJD)	13	2	2	4	-1	6	0	0	0	14	14.3
27	3/14	Phoenix	3-0 W	15-10-2	(TOTALS)	29	3	3	6	-5	8	0	0	0	33	9.1
28	3/16	Anaheim	2-1 OTW	16-10-2	Jordan Leopold (BUF)	24	2	6	8	-6	14	0	0	0	38	5.3
29	3/19	@ Vancouver	2-3 L	16-11-2	(STL)	15	0	2	2	-2	0	0	0	0	22	0.0
30	3/23	@ Edmonton	3-0 W	17-11-2	(TOTALS)	39	2	8	10	-8	14	0	0	0	60	3.3
31	3/24	@ Calgary	2-3 L	17-12-2	Scott Nichol	30	1	0	1	-2	25	0	0	1	13	7.7
32	3/26	Edmonton	0-3 L	17-13-2	Ian Cole	15	0	1	1	-4	10	0	0	0	10	0.0
33	3/28	Los Angeles	2-4 L	17-14-2	Jamie Langenbrunner	4	0	1	1	1	0	0	0	0	5	0.0
34	4/1	@ Minnesota	4-1 W	18-14-2	Andrew Murray	1	0	0	0	0	0	0	0	0	2	0.0
35	4/4	@ Chicago	4-3 SOW	19-14-2	Dmitrij Jaskin	2	0	0	0	-1	0	0	0	0	2	0.0
36	4/5	Columbus	3-1 W	20-14-2												
37	4/7	@ Detroit	1-0 W	21-14-2												
38	4/9	@ Nashville	1-0 W	22-14-2												
39	4/11	@ Minnesota	2-0 W	23-14-2												
40	4/12	@ Columbus	1-4 L	23-15-2												
41	4/14	Chicago	0-2 L	23-16-2												
42	4/16	Vancouver	2-1 SOW	24-16-2												
43	4/18	Phoenix	2-1 SOW	25-16-2												
44	4/19	Dallas	2-1 W	26-16-2												
45	4/21	@ Colorado	3-5 L	26-17-2												
46	4/23	Colorado	3-1 W	27-17-2												
47	4/25	Calgary	4-1 W	28-17-2												
48	4/27	Chicago	3-1 W	29-17-2												

PLAYER	GP	W	L	T/O	GA	SA	SV%	GAA	SO	MIN
Brian Elliott	24	14	8	1	49	526	0.907	2.28	3	1,292
Jake Allen	15	9	4	0	33	346	0.905	2.46	1	804
Jaroslav Halak	16	6	5	1	29	286	0.899	2.14	3	813

ALL-TIME TEAM & INDIVIDUAL RECORDS & STATS

2011-2012 GAME-BY-GAME (49-22-11, 109 pts, 1st Central Division)

#	DATE	VERSUS	SCORE	RECORD
1	10/8	Nashville	2-4	L 0-1-0
2	10/10	Calgary	5-2	W 1-1-0
3	10/13	@ Dallas	2-3	L 1-2-0
4	10/15	@ San Jose	4-2	W 2-2-0
5	10/16	@ Anaheim	2-4	L 2-3-0
6	10/18	@ Los Angeles	0-5	L 2-4-0
7	10/21	Carolina	3-2	OTW 3-4-0
8	10/22	@ Philadelphia	4-2	W 4-4-0
9	10/26	@ Vancouver	3-0	W 5-4-0
10	10/28	@ Calgary	1-3	L 5-5-0
11	10/30	@ Edmonton	2-4	L 5-6-0
12	11/4	Vancouver	3-2	W 6-6-0
13	11/5	@ Minnesota	1-2	L 6-7-0
14	11/8	Chicago	3-0	W 7-7-0
15	11/10	Toronto	2-3	SOL 7-7-1
16	11/12	Tampa Bay	3-0	W 8-7-1
17	11/15	Detroit	2-1	W 9-7-1
18	11/17	Florida	4-1	W 10-7-1
19	11/19	@ Minnesota	2-3	SOL 10-7-2
20	11/22	Los Angeles	2-3	L 10-8-2
21	11/23	@ Pittsburgh	3-2	OTW 11-8-2
22	11/25	Calgary	2-0	W 12-8-2
23	11/27	@ Columbus	2-1	W 13-8-2
24	11/29	@ Washington	2-1	W 14-8-2
25	12/2	@ Colorado	2-3	SOL 14-8-3
26	12/3	Chicago	2-5	L 14-9-3
27	12/6	Detroit	3-2	W 15-9-3
28	12/8	Anaheim	4-2	W 16-9-3
29	12/10	San Jose	1-0	W 17-9-3
30	12/15	N.Y. Rangers	4-1	W 18-9-3
31	12/17	@ Nashville	1-2	SOL 18-9-4
32	12/18	Columbus	6-4	W 19-9-4
33	12/21	@ Colorado	2-3	L 19-10-4
34	12/23	@ Phoenix	3-2	W 20-10-4
35	12/26	Dallas	5-3	W 21-10-4
36	12/27	@ Detroit	2-3	L 21-11-4
37	12/30	Nashville	1-2	SOL 21-11-5
38	12/31	@ Detroit	0-3	L 21-12-5
39	1/3	Phoenix	4-1	W 22-12-5
40	1/5	Edmonton	4-3	W 23-12-5
41	1/7	Colorado	4-0	W 24-12-5
42	1/10	@ Montreal	3-0	W 25-12-5
43	1/12	Vancouver	2-3	OTL 25-12-6
44	1/14	Minnesota	3-2	SOW 26-12-6
45	1/16	Dallas	1-0	W 27-12-6
46	1/19	Edmonton	1-0	W 28-12-6
47	1/21	Buffalo	4-2	W 29-12-6
48	1/23	@ Detroit	1-3	L 29-13-6
49	1/24	Pittsburgh	2-3	SOL 29-13-7
50	2/3	Los Angeles	1-0	W 30-13-7
51	2/4	@ Nashville	1-3	L 30-14-7
52	2/7	@ Ottawa	3-1	W 31-14-7
53	2/9	@ New Jersey	4-3	SOW 32-14-7
54	2/11	Colorado	3-2	OTW 33-14-7
55	2/12	San Jose	3-0	W 34-14-7
56	2/14	@ Columbus	1-2	L 34-15-7
57	2/16	N.Y. Islanders	5-1	W 35-15-7
58	2/18	Minnesota	4-0	W 36-15-7
59	2/19	@ Chicago	1-3	L 36-16-7
60	2/22	Boston	2-4	L 36-17-7
61	2/23	@ Nashville	3-2	SOW 37-17-7
62	2/25	@ Winnipeg	3-2	SOW 38-17-7
63	2/27	@ Calgary	3-1	W 39-17-7
64	2/29	@ Edmonton	5-2	W 40-17-7
65	3/1	@ Vancouver	0-2	L 40-18-7
66	3/3	@ San Jose	3-1	W 41-18-7
67	3/6	Chicago	5-1	W 42-18-7
68	3/8	Anaheim	3-1	W 43-18-7

#	DATE	VERSUS	SCORE	RECORD
69	3/10	Columbus	4-1	W 44-18-7
70	3/11	@ Columbus	2-1	W 45-18-7
71	3/13	@ Chicago	3-4	SOL 45-18-8
72	3/15	@ Carolina	0-2	L 45-19-8
73	3/17	@ Tampa Bay	3-1	W 46-19-8
74	3/21	@ Anaheim	3-4	L 46-20-8
75	3/22	@ Los Angeles	0-1	SOL 46-20-9
76	3/25	@ Phoenix	4-0	W 47-20-9
77	3/27	Nashville	3-0	W 48-20-9
78	3/29	@ Chicago	3-4	SOL 48-20-10
79	3/31	Columbus	2-5	L 48-21-10
80	4/4	Detroit	2-3	SOL 48-21-11
81	4/6	Phoenix	1-4	L 48-22-11
82	4/7	@ Dallas	3-2	W 49-22-11

PLAYER	GP	G	A	TP	+/-	PIM	PP	SH	GW	S	S%
David Backes	82	24	30	54	15	101	8	2	4	234	10.3
T.J. Oshie	80	19	35	54	15	50	3	1	3	188	10.1
Alex Pietrangolo	81	12	39	51	16	36	6	0	6	202	5.9
Kevin Shattenkirk	81	9	34	43	20	60	5	0	2	178	5.1
David Perron	57	21	21	42	19	28	5	1	4	114	18.4
Patrik Berglund	82	19	19	38	4	30	0	2	3	188	10.1
Jason Arnott	72	17	17	34	13	26	6	0	3	142	12.0
Chris Stewart	79	15	15	30	1	109	2	0	1	166	9.0
Alex Steen	43	15	13	28	24	28	3	0	3	134	11.2
Jamie Langenbrunner	70	6	18	24	7	32	0	0	3	127	4.7
Andy McDonald	75	10	12	22	4	2	3	0	2	64	15.6
Vladimir Sobotka	23	5	15	20	12	42	0	1	1	117	4.3
Carlo Colaiacovo	64	2	17	19	7	22	0	0	2	68	2.9
Matt D'Agostini	55	9	9	18	12	27	3	0	3	101	8.9
Barret Jackman	81	1	12	13	20	57	0	0	0	82	1.2
Roman Polak	77	0	11	11	6	57	0	0	0	88	0.0
Kris Russell (STL)	43	4	5	9	13	12	0	0	1	36	11.1
(CB)	12	2	1	3	-1	13	0	0	0	20	10.0
(TOTALS)	55	6	6	12	12	25	0	0	1	56	10.7
Scott Nichol	80	3	5	8	-5	83	0	0	0	67	4.5
Chris Porter	47	4	3	7	-1	11	0	0	1	61	6.6
Kent Huskins	25	2	5	7	9	10	0	0	0	16	12.5
Ian Cole	26	1	5	6	7	22	0	0	0	18	5.6
Ryan Reaves	60	3	1	4	0	124	0	0	1	32	9.4
Evgeny Grachev	26	1	3	4	-4	2	0	0	1	14	7.1
Jaden Schwartz	7	2	1	3	1	0	1	0	1	6	33.3
B.J. Crombeen	40	1	2	3	-2	71	0	0	0	50	2.0
Adam Cracknell	2	1	0	1	1	0	0	0	0	1	100
Cade Fairchild	5	0	1	1	-1	0	0	0	0	1	0.0
Nikita Nikitin (CB)	54	7	25	32	-5	14	3	0	3	93	7.5
(STL)	7	0	0	0	-5	4	0	0	0	10	0.0
(TOTALS)	61	7	25	32	-10	18	3	0	3	103	6.8
Taylor Chorney(EDM)	3	0	0	0	-1	0	0	0	0	1	0.0
(STL)	2	0	0	0	0	0	0	0	0	1	0.0
(TOTALS)	5	0	0	0	-1	0	0	0	0	2	0.0
Brian Elliott	38	0	0	0	0	0	0	0	0	0	0.0
Jaroslav Halak	46	0	0	0	0	0	0	0	0	1	0.0
Brett Sterling	4	0	0	0	-1	0	0	0	0	5	0.0

PLAYER	GP	W	L	T/O	GA	SA	SV%	GAA	SO	MIN
Jaroslav Halak	46	26	12	7	90	1,211	0.926	1.97	6	2,747
Brian Elliott	38	23	10	4	58	972	0.940	1.56	9	2,235



ST. LOUIS BLUES

2010-2011 GAME-BY-GAME (38-33-11, 87 pts, 4th Central Division)

#	DATE	VERSUS	SCORE	RECORD
1	10/9	Philadelphia	2-1 OTW	1-0-0
2	10/11	Anaheim	5-1 W	2-0-0
3	10/14	@ Nashville	3-4 L	2-1-0
4	10/16	@ Dallas	2-3 SOL	2-1-1
5	10/18	@ Chicago	2-3 OTL	2-1-2
6	10/22	Chicago	4-2 W	3-1-2
7	10/23	Pittsburgh	1-0 OTW	4-1-2
8	10/28	@ Nashville	3-0 W	5-1-2
9	10/30	Atlanta	4-3 SOW	6-1-2
10	11/4	San Jose	2-0 W	7-1-2
11	11/6	@ Boston	2-1 SOW	8-1-2
12	11/7	@ N.Y. Rangers	2-0 W	9-1-2
13	11/10	@ Columbus	1-8 L	9-2-2
14	11/11	Nashville	2-3 SOL	9-2-3
15	11/13	@ Phoenix	3-5 L	9-3-3
16	11/15	@ Colorado	3-6 L	9-4-3
17	11/17	@ Detroit	3-7 L	9-5-3
18	11/19	Ottawa	5-2 W	10-5-3
19	11/20	New Jersey	3-2 W	11-5-3
20	11/24	@ Nashville	2-1 SOW	12-5-3
21	11/26	@ Dallas	2-3 L	12-6-3
22	11/27	Dallas	1-2 L	12-7-3
23	11/30	@ Chicago	5-7 L	12-8-3
24	12/1	Washington	1-4 L	12-9-3
25	12/4	@ Edmonton	1-2 OTL	12-9-4
26	12/5	@ Vancouver	3-2 W	13-9-4
27	12/9	Columbus	4-1 W	14-9-4
28	12/11	Carolina	1-2 SOL	14-9-5
29	12/15	@ Detroit	2-5 L	14-10-5
30	12/16	Los Angeles	6-4 W	15-10-5
31	12/18	San Jose	1-4 L	15-11-5
32	12/20	Vancouver	1-3 L	15-12-5
33	12/21	@ Atlanta	4-2 W	16-12-5
34	12/23	Detroit	4-3 W	17-12-5
35	12/26	Nashville	2-0 W	18-12-5
36	12/28	Chicago	3-1 W	19-12-5
37	12/31	Phoenix	4-3 W	20-12-5
38	1/2	Dallas	2-4 L	20-13-5
39	1/6	@ Toronto	5-6 SOL	20-13-6
40	1/8	N.Y. Rangers	1-2 L	20-14-6
41	1/10	Phoenix	3-4 L	20-15-6
42	1/12	@ Anaheim	4-7 L	20-16-6
43	1/13	@ Los Angeles	3-1 W	21-16-6
44	1/15	@ San Jose	2-4 L	21-17-6
45	1/18	Los Angeles	2-1 W	22-17-6
46	1/20	Detroit	3-4 OTL	22-17-7
47	1/22	Columbus	2-5 L	22-18-7
48	1/24	@ Colorado	3-4 L	22-19-7
49	1/26	@ Calgary	1-4 L	22-20-7
50	2/4	Edmonton	5-3 W	23-20-7
51	2/6	@ Tampa Bay	3-4 OTL	23-20-8
52	2/8	@ Florida	2-1 W	24-20-8
53	2/11	Minnesota	4-5 SOL	24-20-9
54	2/12	@ Minnesota	1-3 L	24-21-9
55	2/14	Vancouver	3-2 W	25-21-9
56	2/18	@ Buffalo	3-0 W	26-21-9
57	2/19	Anaheim	9-3 W	27-21-9
58	2/21	Chicago	3-5 L	27-22-9
59	2/22	Colorado	3-4 L	27-23-9
60	2/24	@ Vancouver	2-3 L	27-24-9
61	2/25	@ Edmonton	5-0 W	28-24-9
62	2/27	@ Calgary	0-1 L	28-25-9
63	3/1	Calgary	0-6 L	28-26-9
64	3/3	@ Washington	2-3 L	28-27-9
65	3/5	@ N.Y. Islanders	2-5 L	28-28-9
66	3/7	Columbus	5-4 SOW	29-28-9
67	3/9	@ Columbus	4-3 OTW	30-28-9
68	3/10	Montreal	4-1 W	31-28-9
69	3/12	Detroit	3-5 L	31-29-9
70	3/16	@ Anaheim	1-2 L	31-30-9

#	DATE	VERSUS	SCORE	RECORD
71	3/17	@ Los Angeles	4-0 W	32-30-9
72	3/19	@ San Jose	3-5 L	32-31-9
73	3/22	@ Phoenix	1-2 L	32-32-9
74	3/24	Edmonton	4-0 W	33-32-9
75	3/26	@ Minnesota	6-3 W	34-32-9
76	3/29	Minnesota	2-3 SOL	34-32-10
77	3/30	@ Detroit	10-3 W	35-32-10
78	4/1	Calgary	2-3 L	35-33-10
79	4/3	@ Columbus	6-1 W	36-33-10
80	4/5	Colorado	3-1 W	37-33-10
81	4/6	@ Chicago	3-4 OTL	37-33-11
82	4/9	Nashville	2-0 W	38-33-11

PLAYER	GP	G	A	TP	+/-	PIM	PP	SH	GW	S	%
David Backes	82	31	31	62	32	93	5	0	2	211	14.7
Patrik Berglund	81	22	30	52	-3	26	8	0	1	175	12.6
Alex Steen	72	20	31	51	-3	26	1	2	5	218	9.2
Andy McDonald	58	20	30	50	18	26	5	1	3	180	11.1
Matt D'Agostini	82	21	25	46	8	40	6	0	5	163	12.9
Alex Pietrangolo	79	11	32	43	18	19	4	0	1	161	6.8
Brad Boyes (STL)	62	12	29	41	11	30	4	0	2	132	9.1
(BUF)	21	5	9	14	2	6	2	0	1	46	10.9
(TOTALS)	83	17	38	55	13	36	6	0	3	178	9.6
T.J. Oshie	49	12	22	34	10	15	3	1	3	103	11.7
Vladimir Sobotka	65	7	22	29	-4	69	1	1	0	75	9.3
Carlo Colaiacovo	65	6	20	26	-4	23	1	0	1	81	7.4
Chris Stewart (COL)	36	13	17	30	-10	38	5	0	3	95	13.7
(STL)	26	15	8	23	4	15	7	0	2	67	22.4
(TOTALS)	62	28	25	53	-6	53	12	0	5	162	17.3
Erik Johnson (STL)	55	5	14	19	-8	37	1	1	2	108	4.6
(COL)	22	3	7	10	-5	19	2	0	0	53	5.7
(TOTALS)	77	8	21	29	-13	56	3	1	2	161	5.0
Kevin Shattenkirk (COL)	46	7	19	26	-11	20	2	0	1	67	10.4
(STL)	26	2	15	17	7	16	1	0	1	41	4.9
(TOTALS)	72	9	34	43	-4	36	3	0	2	108	8.3
Jay McClement (STL)	56	6	10	16	-13	18	1	0	1	89	6.7
(COL)	24	1	3	4	-8	12	0	0	0	38	2.6
(TOTALS)	80	7	13	20	-21	30	1	0	1	127	5.5
Brad Winchester (STL)	57	9	5	14	-9	86	3	0	1	67	13.4
(ANA)	19	1	1	2	-9	28	0	0	0	23	4.3
(TOTALS)	76	10	6	16	-18	114	3	0	1	90	11.1
Eric Brewer (STL)	54	8	6	14	1	57	0	0	1	86	9.3
(TBL)	22	1	2	5	24	0	0	0	2	4	4.2
(TOTALS)	76	9	7	16	6	81	0	0	1	110	8.2
B.J. Crombeen	80	7	7	14	-18	154	0	1	0	113	6.2
Barret Jackman	60	0	13	13	-3	57	0	0	0	65	0.0
Roman Polak	55	3	9	12	-4	33	0	0	1	54	5.6
Nikita Nikitin	41	1	8	9	1	10	0	0	0	46	2.2
David Perron	10	5	2	7	7	12	0	0	0	29	17.2
Adam Cracknell	24	3	4	7	1	8	0	0	0	26	11.5
Chris Porter	45	3	4	7	-4	16	0	0	1	55	5.5
Ryan Reaves	28	2	2	4	-1	78	0	0	1	16	12.5
Ian Cole	26	1	3	4	6	35	0	0	0	22	4.5
Cam Janssen	54	1	3	4	-6	131	0	0	0	16	6.3
T.J. Hensick	13	1	2	3	-5	2	0	0	0	12	8.3
Philip McRae	15	1	2	3	-10	2	0	0	0	13	7.7
Nathan Ostryck	9	1	2	3	1	9	1	0	0	11	9.1
Dave Scatchard	8	0	1	1	1	6	0	0	0	6	0.0
Tyson Strachan	29	0	1	1	-10	39	0	0	0	28	0.0
Ben Bishop	7	0	0	0	0	0	0	0	0	0	0.0
Ty Conklin	25	0	0	0	0	4	0	0	0	0	0.0
Stefan Della Rovere	7	0	0	0	0	11	0	0	0	4	0.0
Nick Drazenovic	3	0	0	0	-3	0	0	0	0	2	0.0
Jaroslav Halak	57	0	0	0	0	6	0	0	0	0	0.0

PLAYER	GP	W	L	T/O	GA	SA	SV%	GAA	SO	MIN
Jaroslav Halak	57	27	21	7	136	1,518	0.910	2.48	7	3,294
Ty Conklin	25	8	8	4	69	582	0.881	3.22	2	1,285
Ben Bishop	7	3	4	0	17	168	0.899	2.76	1	369

ALL-TIME TEAM & INDIVIDUAL RECORDS & STATS

2009-2010 GAME-BY-GAME (40-32-10, 90 pts, 4th Central Division)

#	DATE	VERSUS	SCORE	RECORD
1	10/2**	@ Detroit	4-3	W 1-0-0
2	10/3**	Detroit	5-3	W 2-0-0
3	10/8	Atlanta	4-2	L 2-1-0
4	10/10	Los Angeles	2-1	L 2-2-0
5	10/15	@ Phoenix	3-2	OTL 2-2-1
6	10/17	@ Anaheim	5-0	W 3-2-1
7	10/20	@ Pittsburgh	5-1	L 3-3-1
8	10/23	Minnesota	3-1	W 4-3-1
9	10/24	Dallas	4-1	L 4-4-1
10	10/28	@ Carolina	5-2	W 5-4-1
11	10/29	Phoenix	2-0	L 5-5-1
12	10/31	Florida	4-0	L 5-6-1
13	11/5	Calgary	2-1	OTL 5-6-2
14	11/7	@ Philadelphia	2-1	SOL 5-6-3
15	11/8	@ Atlanta	3-2	SOL 5-6-4
16	11/10	Vancouver	6-1	W 6-6-4
17	11/12	Nashville	3-1	L 6-7-4
18	11/14	San Jose	3-1	L 6-8-4
19	11/19	Phoenix	3-2	OTW 7-8-4
20	11/21	N.Y. Islanders	4-1	W 8-8-4
21	11/23	Boston	4-2	L 8-9-4
22	11/25	@ Dallas	4-3	SOW 9-9-4
23	11/27	@ Nashville	3-1	W 10-9-4
24	11/28	Detroit	4-3	SOL 10-9-5
25	11/30	@ Columbus	5-2	L 10-10-5
26	12/3	@ San Jose	3-2	SOW 11-10-5
27	12/5	@ Los Angeles	5-4	SOW 12-10-5
28	12/7	Colorado	4-0	L 12-11-5
29	12/9	@ Detroit	1-0	W 13-11-5
30	12/11	Edmonton	5-3	L 13-12-5
31	12/15	Calgary	4-3	W 14-12-5
32	12/16	@ Chicago	3-0	L 14-13-5
33	12/18	Tampa Bay	6-3	L 14-14-5
34	12/20	@ Vancouver	3-1	W 15-14-5
35	12/21	@ Edmonton	7-2	W 16-14-5
36	12/23	@ Calgary	2-1	SOW 17-14-5
37	12/26	@ Minnesota	4-3	L 17-15-5
38	12/27	Buffalo	5-3	L 17-16-5
39	12/29	Nashville	4-3	L 17-17-5
40	12/31	Vancouver	4-3	OTL 17-17-6
41	1/2	Chicago	6-3	L 17-18-6
42	1/6	@ San Jose	2-1	OTL 17-18-7
43	1/7	@ Anaheim	4-2	L 17-19-7
44	1/9	@ Los Angeles	4-3	W 18-19-7
45	1/12	Columbus	4-1	W 19-19-7
46	1/14	Minnesota	1-0	W 20-19-7
47	1/16	N.Y. Rangers	4-1	W 21-19-7
48	1/18	@ Columbus	4-2	L 21-20-7
49	1/20	@ Montreal	4-3	OTW 22-20-7
50	1/21	@ Ottawa	3-2	L 22-21-7
51	1/23	Anaheim	4-3	SOL 22-21-8
52	1/25	@ Calgary	2-0	W 23-21-8
53	1/27	@ Vancouver	3-2	L 23-22-8
54	1/28	@ Edmonton	2-1	W 24-22-8
55	1/30	Columbus	3-2	OTL 24-22-9
56	2/3	@ Chicago	3-2	W 25-22-9
57	2/4	San Jose	4-2	L 25-23-9
58	2/6	Chicago	5-1	L 25-24-9
59	2/8	@ Colorado	2-2	L 25-25-9
60	2/9	Detroit	4-3	SOW 26-25-9
61	2/12	Toronto	4-0	W 27-25-9
62	2/13	Washington	4-3	SOW 28-25-9
63	3/2	@ Phoenix	5-2	W 29-25-9
64	3/4	@ Dallas	6-1	W 30-25-9
65	3/6	@ Colorado	7-3	L 30-26-9
66	3/11	@ N.Y. Islanders	2-1	SOW 31-26-9
67	3/13	@ Columbus	5-1	W 32-26-9
68	3/14	@ Minnesota	4-2	L 32-27-9

#	DATE	VERSUS	SCORE	RECORD
69	3/16	Colorado	5-3	L 32-28-9
70	3/18	@ N.Y. Rangers	4-3	W 33-28-9
71	3/20	@ New Jersey	1-0	W 34-28-9
72	3/21	Nashville	3-2	L 34-29-9
73	3/24	@ Detroit	4-2	L 34-30-9
74	3/25	Los Angeles	3-1	W 35-30-9
75	3/28	Edmonton	2-1	W 36-30-9
76	3/30	Chicago	4-2	W 37-30-9
77	4/1	@ Nashville	3-2	L 37-31-9
78	4/3	Dallas	2-1	W 38-31-9
79	4/5	Columbus	2-1	OTW 39-31-9
80	4/7	@ Chicago	6-5	L 39-32-9
81	4/9	Anaheim	6-3	W 40-32-9
82	4/10	@ Nashville	2-1	SOL 40-32-10

** denotes games played in Stockholm, Sweden

PLAYER	GP	G	A	TP	+/-	PP	PI	SH	GW	S	%
Andy McDonald	79	24	33	57	-9	18	6	0	3	191	12.6
T.J. Oshie	76	18	30	48	-1	36	1	1	3	158	11.4
David Backes	79	17	31	48	-4	106	5	0	3	163	10.4
Alex Steen	68	24	23	47	6	30	7	2	4	189	12.7
David Perron	82	20	27	47	-10	60	5	1	2	166	12.0
Paul Kariya	75	18	25	43	-7	36	3	0	2	221	8.1
Brad Boyes	82	14	28	42	1	26	2	0	3	197	7.1
Erik Johnson	79	10	29	39	1	79	6	0	2	186	5.4
Keith Tkachuk	67	13	19	32	-2	56	5	0	1	120	10.8
Carlo Colaiacovo	67	7	25	32	8	60	4	1	1	74	9.5
Jay McClement	82	11	18	29	0	22	0	0	3	109	10.1
Patrik Berglund	71	13	13	26	-5	16	6	0	4	129	10.1
Roman Polak	78	4	17	21	7	59	0	1	1	73	5.5
Barret Jackman	66	2	15	17	3	81	0	1	0	73	2.7
Eric Brewer	59	8	7	15	-17	46	0	0	0	84	9.5
B.J. Crombeen	79	7	8	15	-5	168	0	1	1	120	5.8
Mike Weaver	77	1	9	10	10	29	0	0	0	33	3.0
Brad Winchester	64	3	5	8	3	108	1	0	0	69	4.3
Darryl Sydor	47	0	8	8	-6	15	0	0	0	26	0.0
Lars Eller	7	2	0	2	2	4	1	0	0	8	25.0
Alex Pietrangelo	9	1	1	2	-9	6	0	0	0	7	14.3
Jonas Junland	3	0	2	2	-3	0	0	0	0	7	0.0
Tyson Strachan	8	0	2	3	4	0	0	0	0	7	0.0
Yan Stastny	4	1	0	1	0	0	0	0	0	7	14.3
Ty Conklin	26	0	1	1	0	4	0	0	0	0	0.0
Derek Armstrong	6	0	0	0	-2	2	0	0	0	6	0.0
Matt D'Agostini(MTL)	40	2	2	4	-12	26	0	0	0	48	4.2
(STL)	7	0	0	0	-3	2	0	0	0	6	0.0
(TOTALS)	47	2	2	4	-15	28	0	0	0	54	3.7
Cam Janssen	43	0	0	0	-3	190	0	0	0	11	0.0
D.J. King	12	0	0	0	-4	33	0	0	0	5	0.0
Chris Mason	61	0	0	0	0	0	0	0	0	0	0.0

PLAYER	GP	W	L	T/O	GA	SA	SV%	GAA	SO	MIN.
Chris Mason	61	30	22	8	148	1,699	0.913	2.53	2	3,512
Ty Conklin	26	10	10	2	60	764	0.921	2.48	4	1,451



2008-2009 GAME-BY-GAME (41-31-10, 92 pts, 3rd Central Division)

#	DATE	VERSUS	SCORE	RECORD	#	DATE	VERSUS	SCORE	RECORD
1	10/10	Nashville	5-2	W 1-0-0	71	3/19	@ Vancouver	0-3	L 32-30-9
2	10/11	@ N.Y. Islanders	2-5	L 1-1-0	72	3/20	@ Calgary	3-2	W 33-30-9
3	10/13	@ Toronto	5-4	SOW 2-1-0	73	3/24	Los Angeles	2-0	W 34-30-9
4	10/16	Dallas	6-1	W 3-1-0	74	3/26	Vancouver	4-2	W 35-30-9
5	10/18	Chicago	4-3	SOW 4-1-0	75	3/28	Columbus	4-3	SOW 36-30-9
6	10/22	Detroit	3-4	L 4-2-0	76	3/29	@ Columbus	5-2	W 37-30-9
7	10/24	Los Angeles	0-4	L 4-3-0	77	4/1	@ Chicago	1-3	L 37-31-9
8	10/25	Florida	4-0	W 5-3-0	78	4/2	@ Detroit	5-4	W 38-31-9
9	10/30	Carolina	0-1	L 5-4-0	79	4/4	@ Dallas	4-5	OTL 38-31-10
10	11/1	Pittsburgh	3-6	L 5-5-0	80	4/7	@ Phoenix	5-1	W 39-31-10
11	11/5	@ Anaheim	2-5	L 5-6-0	81	4/10	Columbus	3-1	W 40-31-10
12	11/6	@ San Jose	4-5	SOL 5-6-1	82	4/12	@ Colorado	1-0	W 41-31-10
13	11/8	@ Los Angeles	3-5	L 5-7-1					
14	11/12	@ Buffalo	3-4	L 5-8-1					
15	11/14	@ Chicago	4-3	OTW 6-8-1					
16	11/16	Montreal	2-3	SOL 6-8-2					
17	11/21	Anaheim	3-2	OTW 7-8-2					
18	11/22	@ Minnesota	2-1	W 8-8-2					
19	11/25	@ Nashville	1-0	SOW 9-8-2					
20	11/26	@ Colorado	1-3	L 9-9-2					
21	11/29	Edmonton	2-4	L 9-10-2					
22	11/30	@ Atlanta	4-2	W 10-10-2					
23	12/3	@ Minnesota	0-4	L 10-11-2					
24	12/5	Calgary	3-4	OTL 10-11-3					
25	12/6	Phoenix	4-3	W 11-11-3					
26	12/8	Nashville	6-3	W 12-11-3					
27	12/10	@ Anaheim	2-4	L 12-12-3					
28	12/11	@ Los Angeles	2-6	L 12-13-3					
29	12/13	@ San Jose	4-5	L 12-14-3					
30	12/16	Calgary	3-6	L 12-15-3					
31	12/18	@ Washington	2-4	L 12-16-3					
32	12/20	Minnesota	4-2	W 13-16-3					
33	12/21	Boston	3-6	L 13-17-3					
34	12/23	@ Detroit	1-4	L 13-18-3					
35	12/27	San Jose	3-2	SOW 14-18-3					
36	12/28	Anaheim	3-4	L 14-19-3					
37	12/30	New Jersey	3-4	L 14-20-3					
38	1/2	@ Carolina	1-2	L 14-21-3					
39	1/3	Columbus	5-2	W 15-21-3					
40	1/9	@ Vancouver	6-4	W 16-21-3					
41	1/11	@ Edmonton	1-2	L 16-22-3					
42	1/13	@ Calgary	1-3	L 16-23-3					
43	1/15	Colorado	5-2	W 17-23-3					
44	1/17	Chicago	1-2	OTL 17-23-4					
45	1/19	@ Boston	5-4	SOW 18-23-4					
46	1/21	@ Chicago	2-0	W 19-23-4					
47	1/29	Ottawa	1-3	L 19-24-4					
48	1/31	Philadelphia	4-0	W 20-24-4					
49	2/2	@ Detroit	3-4	SOL 20-24-5					
50	2/3	@ Columbus	4-2	W 21-24-5					
51	2/5	Edmonton	1-2	SOL 21-24-6					
52	2/7	Colorado	4-1	W 22-24-6					
53	2/10	Vancouver	4-6	L 22-25-6					
54	2/12	@ Nashville	3-4	SOL 22-25-7					
55	2/13	Chicago	1-0	W 23-25-7					
56	2/16	N.Y. Rangers	2-1	W 24-25-7					
57	2/18	@ Columbus	3-4	L 24-26-7					
58	2/19	@ Nashville	2-1	OTW 25-26-7					
59	2/21	Nashville	0-1	OTL 25-26-8					
60	2/24	Phoenix	2-1	W 26-26-8					
61	2/26	@ Dallas	3-1	W 27-26-8					
62	2/28	@ Phoenix	3-1	W 28-26-8					
63	3/3	Detroit	0-5	L 28-27-8					
64	3/6	@ Tampa Bay	4-3	OTW 29-27-8					
65	3/7	@ Florida	3-5	L 29-28-8					
66	3/10	Dallas	5-2	W 30-28-8					
67	3/12	San Jose	3-1	W 31-28-8					
68	3/14	Detroit	2-5	L 31-29-8					
69	3/15	Minnesota	5-3	W 32-29-8					
70	3/17	@ Edmonton	1-2	SOL 32-29-9					

PLAYER	GP	G	A	TP	+/-	PIM	PPSH	GW	S	S%
Patrik Berglund	76	21	26	47	19	16	7	0	1	143 14.7
Andy McDonald	46	15	29	44	-13	24	6	1	1	128 11.7
T.J. Oshie	57	14	25	39	16	30	6	1	1	101 13.9
Carlo Colaiacovo (STL)	63	3	26	29	2	29	0	0	0	78 3.8
(TOR)	10	0	1	-2	6	0	0	0	0	9 0.0
(TOTALS)	73	3	27	30	0	35	0	0	0	87 3.4
Jay McClement	82	12	14	26	-10	29	0	3	3	137 8.8
Alex Steen (STL)	61	6	18	24	-6	24	2	1	0	117 5.1
(TOR)	20	2	2	4	-6	1	0	1	0	31 6.5
(TOTALS)	81	8	20	28	-10	30	1	0	0	148 5.4
Brad Winchester	64	13	8	21	-1	89	5	0	3	82 15.9
Barret Jackman	82	4	17	21	-17	86	1	1	0	89 4.5
Jeff Woywitka	65	3	15	18	8	57	2	0	1	71 4.2
B.J. Crombeen (STL)	66	11	6	17	-8	122	0	1	3	112 9.8
(DAL)	15	1	4	5	-1	26	0	0	0	12 8.3
(TOTALS)	81	12	10	22	-9	148	0	1	3	124 9.7
Paul Kariya	11	12	13	15	1	2	0	0	0	31 6.5
Roman Polak	69	1	14	15	-15	45	0	0	1	73 1.4
Lee Stempniak (TOR)	61	11	20	31	-9	31	3	0	0	128 8.6
(STL)	14	3	10	13	-3	2	0	0	1	43 7.0
(TOTALS)	75	14	30	44	-12	33	3	0	1	171 8.2
Jay McKee	69	1	7	8	11	44	0	0	1	43 2.3
Yan Stastny	34	3	4	7	-14	20	0	0	0	30 10.0
Mike Weaver	58	0	7	7	-3	12	0	0	0	36 0.0
Eric Brewer	28	1	5	6	-14	24	1	0	0	49 2.0
Dan Hinote	51	1	4	5	-7	64	0	0	0	24 4.2
Steve Regier	8	3	1	4	-1	4	2	0	0	11 27.3
Steve Wagner	22	2	2	4	-5	18	0	0	0	16 12.5
Cam Janssen	56	1	3	4	-5	131	0	0	0	22 4.5
Cam Paddock	16	2	1	3	-4	0	0	0	0	17 11.8
Tyson Strachan	30	0	3	3	8	39	0	0	0	21 0.0
Chris Porter	6	1	1	2	-1	0	0	0	0	7 14.3
D.J. King	1	0	1	1	0	0	0	0	0	0 0.0
Chris Mason	57	0	1	1	0	0	0	0	0	0 0.0
Alex Pietrangelo	8	0	1	1	0	2	0	0	0	7 0.0
Trent Whitfield	3	0	1	1	2	0	0	0	0	4 0.0
Ben Bishop	6	0	0	0	0	0	0	0	0	0 0.0
Chris Holt	1	0	0	0	0	0	0	0	0	0 0.0
Jonas Junland	1	0	0	0	0	2	0	0	0	0 0.0
David Koci (TBL)	33	1	1	2	3	132	0	0	0	8 12.5
(STL)	4	0	0	0	-2	9	0	0	0	5 0.0
(TOTALS)	37	1	1	2	1	141	0	0	0	13 7.7
Manny Legace	29	0	0	0	0	0	0	0	0	0 0.0
Marek Schwarz	2	0	0	0	0	0	0	0	0	0 0.0
Andy Wozniwski	1	0	0	0	0	0	0	0	0	0 0.0

PLAYER	GP	W	L	T/O	GA	SA	SV%	GAA	SO	MIN
Chris Mason	57	27	21	7	129	1,544	0.916	2.41	6	3,215
Manny Legace	29	13	9	2	77	669	0.885	3.18	0	1,452
Ben Bishop	6	1	1	1	12	112	0.893	2.94	0	245
Chris Holt	1	0	0	0	0	3	1.000	0.00	0	19
Marek Schwarz	2	0	0	0	0	5	1.000	0.00	0	15

ALL-TIME TEAM & INDIVIDUAL RECORDS & STATS

2007-2008 GAME-BY-GAME (33-36-13, 79 pts, 5th Central Division)

#	DATE	VERSUS	SCORE	RECORD	#	DATE	VERSUS	SCORE	RECORD
1	10/4	@ Phoenix	2-3	L	0-1-0				
2	10/6	@ Los Angeles	5-3	W	1-1-0				
3	10/10	Nashville	4-1	W	2-1-0				
4	10/12	Colorado	4-1	W	3-1-0				
5	10/17	@ Chicago	3-1	W	4-1-0				
6	10/20	Minnesota	1-3	L	4-2-0				
7	10/23	Anaheim	4-2	W	5-2-0				
8	10/25	@ Columbus	0-3	L	5-3-0				
9	10/27	Washington	4-3	W	6-3-0				
10	10/30	Phoenix	1-2	L	6-4-0				
11	11/1	@ Minnesota	3-2	W	7-4-0				
12	11/3	Chicago	2-3	L	7-5-0				
13	11/4	@ Columbus	0-3	L	7-6-0				
14	11/9	@ Chicago	2-4	L	7-7-0				
15	11/13	Detroit	4-3	W	8-7-0				
16	11/16	Columbus	3-2	W	9-7-0				
17	11/17	@ Nashville	3-2	SOW	10-7-0				
18	11/19	Nashville	2-1	W	11-7-0				
19	11/21	@ Detroit	0-3	L	11-8-0				
20	11/23	Vancouver	3-1	W	12-8-0				
21	11/25	Calgary	3-0	W	13-8-0				
22	11/28	@ Buffalo	4-3	W	14-8-0				
23	11/30	@ Minnesota	2-3	OTL	14-8-1				
24	12/1	Chicago	3-1	W	15-8-1				
25	12/4	@ Calgary	1-3	L	15-9-1				
26	12/7	@ Edmonton	4-3	W	16-9-1				
27	12/9	@ Colorado	5-9	L	16-10-1				
28	12/11	Edmonton	4-5	SOL	16-10-2				
29	12/13	Florida	0-1	L	16-11-2				
30	12/16	Calgary	3-5	L	16-12-2				
31	12/20	Detroit	3-2	W	17-12-2				
32	12/22	@ Boston	4-1	W	18-12-2				
33	12/23	Atlanta	2-3	OTL	18-12-3				
34	12/26	Detroit	0-5	L	18-13-3				
35	12/28	San Jose	0-1	L	18-14-3				
36	12/29	@ Dallas	4-5	SOL	18-14-4				
37	12/31	@ Detroit	2-0	W	19-14-4				
38	1/2	Edmonton	2-3	OTL	19-14-5				
39	1/5	Carolina	1-0	W	20-14-5				
40	1/8	Columbus	6-1	W	21-14-5				
41	1/10	Dallas	4-2	W	22-14-5				
42	1/11	@ Columbus	4-6	L	22-15-5				
43	1/13	Vancouver	3-4	SOL	22-15-6				
44	1/16	@ Chicago	1-6	L	22-16-6				
45	1/19	Nashville	2-5	L	22-17-6				
46	1/21	@ Nashville	3-6	L	22-18-6				
47	1/23	@ Vancouver	2-3	SOL	22-18-7				
48	1/24	@ San Jose	1-4	L	22-19-7				
49	1/29	@ Toronto	3-2	W	23-19-7				
50	2/1	Anaheim	1-0	SOW	24-19-7				
51	2/2	Colorado	4-6	L	24-20-7				
52	2/5	Tampa Bay	4-5	L	24-21-7				
53	2/9	@ Dallas	2-6	L	24-22-7				
54	2/10	Minnesota	1-2	SOL	24-22-8				
55	2/12	Los Angeles	4-2	W	25-22-8				
56	2/14	@ Colorado	4-1	W	26-22-8				
57	2/16	@ Nashville	1-2	OTL	26-22-9				
58	2/17	Columbus	5-1	W	27-22-9				
59	2/19	Chicago	5-1	W	28-22-9				
60	2/21	@ Los Angeles	1-5	L	28-23-9				
61	2/22	@ Anaheim	1-2	OTL	28-23-10				
62	2/24	@ Phoenix	0-2	L	28-24-10				
63	2/26	Dallas	1-3	L	28-25-10				
64	2/28	Phoenix	1-2	L	28-26-10				
65	3/1	San Jose	0-2	L	28-27-10				
66	3/4	Los Angeles	3-2	W	29-27-10				
67	3/5	@ Detroit	1-4	L	29-28-10				

PLAYER	GP	G	A	TP	+/	PIM	PP	SH	GW	S	%
Brad Boyes	82	43	22	65	1	20	11	0	9	207	20.8
Paul Kariya	82	16	49	65	-10	50	5	0	1	223	7.2
Keith Tkachuk	79	27	31	58	-2	69	12	1	1	177	15.3
Lee Stempniak	80	13	25	38	0	40	3	0	2	162	8.0
Andy McDonald (STL)	49	14	22	36	-17	32	3	0	1	103	13.6
(ANA)	33	4	12	16	-4	30	0	0	0	79	5.1
(TOTALS)	82	18	34	52	-21	62	3	0	1	182	9.9
Erik Johnson	69	5	28	33	-9	28	4	0	3	105	4.8
David Backes	72	13	18	31	-11	99	3	0	2	129	10.1
David Perron	62	13	14	27	16	38	3	0	1	68	19.1
Jamal Mayers	80	12	15	27	-19	91	0	1	3	153	7.8
Jay McClement	81	9	13	22	-17	26	0	2	110	8.2	
Eric Brewer	77	1	21	22	-18	91	0	0	0	101	1.0
Ryan Johnson	79	5	13	18	-2	22	0	1	1	85	5.9
Martin Rucinsky	40	5	11	16	-9	40	1	0	0	67	7.5
Barret Jackman	78	2	14	16	-12	93	1	0	0	80	2.5
Doug Weight (ANA)	38	6	8	14	0	20	2	0	1	49	12.2
(STL)	29	4	7	11	4	12	0	0	0	47	8.5
(TOTALS)	67	10	15	25	4	32	2	0	1	96	10.4
Bryce Salvador (STL)	56	1	10	11	12	43	0	0	1	29	3.4
(ND)	8	0	0	0	0	11	0	0	0	0	0.0
(TOTALS)	64	1	10	11	12	54	0	0	1	29	3.4
Dan Hinote	58	5	5	10	-3	42	0	0	0	42	11.9
Christian Backman (STL)	45	1	9	10	-4	30	0	0	0	30	3.3
(NYR)	18	2	6	8	2	20	1	0	0	21	9.5
(TOTALS)	63	3	15	18	-2	50	1	0	0	51	5.9
Jay McKee	66	2	7	9	2	42	0	0	2	42	4.8
Steve Wagner	24	2	6	8	-4	8	1	0	0	25	8.0
Jeff Woywitka	27	2	6	8	-2	12	0	0	0	25	8.0
D.J. King	61	3	3	6	-4	100	0	0	1	36	8.3
Mike Johnson	21	2	3	5	-4	8	0	0	0	21	9.5
Yan Stastny	12	1	1	2	0	9	0	0	0	10	10.0
Matt Walker	43	1	1	2	-3	61	0	0	0	47	2.1
Manny Legace	66	0	2	2	0	4	0	0	0	0	0.0
Cam Janssen	12	0	1	1	-1	18	0	0	0	9	0.0
Roman Polak	6	0	1	1	1	0	0	0	0	2	0.0
Chris Beckford-Tseu	1	0	0	0	0	0	0	0	0	0	0.0
Micki DuPont	2	0	0	0	1	2	0	0	0	3	0.0
Mike Glumac	4	0	0	0	-1	5	0	0	0	3	0.0
Marek Schwarz	2	0	0	0	0	0	0	0	0	0	0.0
Hannu Toivonen	23	0	0	0	0	2	0	0	0	0	0.0

PLAYER	GP	W	L	T/O	GA	SA	SV%	GAA	SO	MIN
Manny Legace	66	27	25	8	147	1,648	0.911	2.41	5	3,666
Hannu Toivonen	23	6	10	5	69	566	0.878	3.44	0	1,202
Chris Beckford-Tseu	1	0	0	1	9	0.889	2.22	0	27	
Marek Schwarz	2	0	1	0	6	17	0.647	7.20	0	50



ST. LOUIS BLUES

2006-2007 GAME-BY-GAME (34-35-13, 81 pts, 3rd Central Division)

#	DATE	VERSUS	SCORE	RECORD
1	10/5	@ San Jose	4-5	OTL 0-0-1
2	10/7	@ Los Angeles	1-4	L 0-1-1
3	10/9	@ Anaheim	0-2	L 0-2-1
4	10/12	Boston	3-2	SOW 1-2-1
5	10/14	Chicago	4-3	W 2-2-1
6	10/17	Phoenix	2-5	L 2-3-1
7	10/20	Vancouver	2-3	OTL 2-3-2
8	10/21	@ Chicago	4-3	W 3-3-2
9	10/28	Detroit	2-3	L 3-4-2
10	10/30	Anaheim	5-6	SOL 3-4-3
11	11/1	@ Dallas	1-4	L 3-5-3
12	11/2	Colorado	4-1	W 4-5-3
13	11/4	Calgary	2-3	L 4-6-3
14	11/9	Columbus	2-4	L 4-7-3
15	11/10	@ Chicago	1-3	L 4-8-3
16	11/12	Edmonton	5-3	W 5-8-3
17	11/14	@ Calgary	0-3	L 5-9-3
18	11/16	@ Edmonton	2-6	L 5-10-3
19	11/17	@ Vancouver	2-4	L 5-11-3
20	11/22	@ Columbus	4-3	SOW 6-11-3
21	11/24	@ Detroit	3-2	SOW 7-11-3
22	11/25	Phoenix	1-2	L 7-12-3
23	11/28	San Jose	0-2	L 7-13-3
24	11/30	Nashville	4-5	L 7-14-3
25	12/1	@ Chicago	2-5	L 7-15-3
26	12/5	Detroit	1-5	L 7-16-3
27	12/7	@ Detroit	3-4	OTL 7-16-4
28	12/9	Columbus	1-5	L 7-17-4
29	12/12	Chicago	2-3	L 7-18-4
30	12/13	@ Colorado	1-4	L 7-19-4
31	12/16	@ Nashville	2-3	SOL 7-19-5
32	12/17	Nashville	1-2	OTL 7-19-6
33	12/19	@ Pittsburgh	4-1	W 8-19-6
34	12/21	Los Angeles	5-2	W 9-19-6
35	12/23	Buffalo	3-2	OTL 10-19-6
36	12/26	@ Nashville	2-3	SOL 10-19-7
37	12/29	@ Colorado	4-2	W 11-19-7
38	12/30	Colorado	2-0	W 12-19-7
39	1/2	Chicago	1-4	L 12-20-7
40	1/4	Chicago	2-0	W 13-20-7
41	1/6	@ Nashville	2-3	L 13-21-7
42	1/9	@ Columbus	4-3	SOW 14-21-7
43	1/10	@ New Jersey	3-2	W 15-21-7
44	1/13	Los Angeles	6-5	W 16-21-7
45	1/15	@ Phoenix	4-5	SOL 16-21-8
46	1/16	@ Anaheim	6-2	W 17-21-8
47	1/18	@ Los Angeles	3-1	W 18-21-8
48	1/20	@ San Jose	1-0	W 19-21-8
49	1/26	Detroit	2-1	OTW 20-21-8
50	1/27	Nashville	3-6	L 20-22-8
51	1/30	Minnesota	2-5	L 20-23-8
52	2/2	@ Detroit	3-5	L 20-24-8
53	2/3	Dallas	2-0	W 21-24-8
54	2/6	Toronto	1-2	L 21-25-8
55	2/8	Detroit	1-0	W 22-25-8
56	2/10	@ Philadelphia	3-4	OTL 22-25-9
57	2/13	San Jose	5-6	L 22-26-9
58	2/14	@ Columbus	4-2	W 23-26-9
59	2/16	Nashville	1-0	W 24-26-9
60	2/18	Minnesota	5-3	W 25-26-9
61	2/20	Columbus	5-4	SOW 26-26-9
62	2/25	@ Chicago	1-5	L 26-27-9
63	2/27	Vancouver	3-1	W 27-27-9
64	3/1	@ N.Y. Islanders	3-2	OTW 28-27-9
65	3/3	@ N.Y. Rangers	2-3	SOL 28-27-10
66	3/6	Calgary	2-4	L 28-28-10
67	3/8	Dallas	5-3	W 29-28-10
68	3/10	Montreal	3-4	L 29-29-10
69	3/12	@ Calgary	4-5	SOL 29-29-11
70	3/15	@ Vancouver	2-3	OTL 29-29-12
71	3/17	@ Edmonton	3-2	OTW 30-29-12
72	3/20	Ottawa	2-4	L 30-30-12

#	DATE	VERSUS	SCORE	RECORD
73	3/22	@ Minnesota	1-5	L 30-31-12
74	3/24	@ Detroit	3-2	SOW 31-31-12
75	3/25	@ Columbus	1-4	L 31-32-12
76	3/27	Columbus	1-4	L 31-33-12
77	3/29	Edmonton	5-2	W 32-33-12
78	3/31	Anaheim	2-3	OTL 32-33-13
79	4/2	@ Dallas	4-2	W 33-33-13
80	4/3	@ Phoenix	5-2	W 34-33-13
81	4/5	@ Nashville	1-4	L 34-34-13
82	4/7	@ Minnesota	1-5	L 34-35-13

PLAYER	GP	G	A	TP	+/-	PIM	PP	SH	GW	S	%
Doug Weight	82	16	43	59	10	56	5	0	3	123	13.0
Lee Stempniak	82	27	25	42	-2	33	8	0	4	166	16.3
Petr Cajanek	77	15	33	48	9	54	1	0	1	167	9.0
Bill Guerin (STL)	61	28	19	47	8	52	7	0	6	189	14.8
(SJS)	16	8	1	9	2	14	2	0	1	36	22.2
(TOTALS)	77	36	20	56	10	66	9	0	7	225	16.0
Keith Tkachuk (STL)	61	20	23	43	3	92	8	0	1	160	12.5
(ATL)	18	7	8	15	8	34	2	0	3	36	19.4
(TOTALS)	79	27	31	58	11	126	10	0	4	196	13.8
Radek Dvorak	82	10	27	37	-6	48	1	1	1	139	7.2
Jay McClement	81	8	28	36	3	55	0	0	0	104	7.7
Martin Rucinsky	52	12	21	33	-3	48	4	0	3	96	12.5
Eric Brewer	82	6	23	29	-10	69	2	0	1	111	5.4
Barret Jackman	70	3	24	27	20	82	1	0	1	86	3.5
David Backes	49	10	13	23	6	37	2	0	2	109	11.2
Jamal Mayers	80	8	14	22	-19	89	0	2	0	129	6.2
Dennis Wideman (STL)	55	5	17	22	-7	44	4	0	1	94	5.3
(BOS)	20	1	2	3	-3	27	0	0	0	28	3.6
(TOTALS)	75	6	19	25	-10	71	4	0	1	122	4.9
Christian Backman	61	7	11	18	13	36	1	0	0	80	8.8
Dallas Drake	60	6	6	12	-14	38	0	2	2	74	8.1
Brad Boyes (BOS)	62	13	21	34	-17	25	1	1	1	139	9.4
(STL)	19	4	8	12	0	4	0	0	1	43	9.3
(TOTALS)	81	17	29	46	-17	29	1	1	2	182	9.3
Ryan Johnson	59	7	4	11	-7	47	0	2	0	50	14.0
Dan Hinote	41	5	5	10	-8	23	0	0	1	37	13.5
Bryce Salvador	64	2	5	7	-5	55	0	0	0	40	5.0
Jeff Woywitka	34	1	6	7	4	12	0	0	0	28	3.6
Glen Metropolit (STL)	57	12	16	28	9	20	4	0	2	92	13.0
(ATL)	20	2	3	5	0	14	1	0	0	31	6.5
(TOTALS)	77	14	19	33	9	34	5	2	2	123	11.4
Matt Walker	48	0	5	5	7	72	0	0	0	34	0.0
Peter Sejna	22	3	4	2	4	0	0	0	0	34	8.8
Jamie Rivers	31	1	3	4	-7	36	1	0	0	17	5.9
D.J. King	27	1	1	2	-3	52	0	0	0	12	8.3
Tomas Mojzis	6	1	0	1	0	0	0	0	0	7	14.3
Mike Glumac	3	0	1	1	1	0	0	0	0	4	0.0
Jason Bacashihua	19	0	0	0	2	0	0	0	0	0	0.0
Manny Legace	45	0	0	0	2	0	0	0	0	0	0.0
Jay McKee	23	0	0	0	-9	12	0	0	0	19	0.0
Ville Nieminen (SJS)	30	1	1	2	-7	14	0	0	0	30	3.3
(STL)	14	0	0	0	-1	29	0	0	0	13	0.0
(TOTALS)	44	1	1	2	-8	43	0	0	0	43	2.3
Joel Perrault (PHX)	15	1	2	3	-3	14	0	0	0	18	5.6
(STL)	11	0	0	0	-4	0	0	0	0	13	0.0
(TOTALS)	26	1	2	3	-7	14	0	0	0	31	3.2
Roman Polak	19	0	0	0	-3	6	0	0	0	13	0.0
Curtis Sanford	31	0	0	0	0	0	0	0	0	0	0.0
Marek Schwarz	2	0	0	0	0	0	0	0	0	0	0.0

PLAYER	GP	W	L	T/O	GA	SA	SV%	GAA	SO	MIN
Manny Legace	45	23	15	5	109	1,177	0.907	2.59	5	2,522
Curtis Sanford	31	8	12	5	79	707	0.888	3.18	0	1,492
Jason Bacashihua	19	3	7	3	47	450	0.896	3.15	0	894
Marek Schwarz	2	0	1	0	3	25	0.880	3.00	0	60

ALL-TIME TEAM & INDIVIDUAL RECORDS & STATS

2005-2006 GAME-BY-GAME (21-46-15, 57 pts, 5th Central Division)

#	DATE	VERSUS	SCORE	RECORD
1	10/5	@ Detroit	1-5	L 0-1-0
2	10/6	Detroit	3-4	L 0-2-0
3	10/8	San Jose	6-7	L 0-3-0
4	10/11	Chicago	4-1	W 1-3-0
5	10/15	Nashville	1-4	L 1-4-0
6	10/19	Anaheim	3-2	W 2-4-0
7	10/20	@ Nashville	2-3	SOL 2-4-1
8	10/22	Minnesota	2-3	L 2-5-1
9	10/25	@ Phoenix	4-5	OTL 2-5-2
10	10/28	@ Anaheim	4-6	L 2-6-2
11	10/29	@ Los Angeles	2-5	L 2-7-2
12	11/2	Chicago	5-6	OTL 2-7-3
13	11/4	Edmonton	2-7	L 2-8-3
14	11/6	Detroit	1-4	L 2-9-3
15	11/9	@ Columbus	1-3	L 2-10-3
16	11/10	Chicago	2-4	L 2-11-3
17	11/12	@ Nashville	1-3	L 2-12-3
18	11/16	@ Columbus	2-0	W 3-12-3
19	11/19	@ Detroit	3-2	W 4-12-3
20	11/22	Los Angeles	3-6	L 4-13-3
21	11/25	@ Minnesota	3-5	L 4-14-3
22	11/26	Columbus	3-4	L 4-15-3
23	12/1	Columbus	4-1	W 5-15-3
24	12/6	N.Y. Islanders	3-6	L 5-16-3
25	12/8	@ Tampa Bay	4-5	L 5-17-3
26	12/10	N.Y. Rangers	4-5	OTL 5-17-4
27	12/13	Pittsburgh	3-0	W 6-17-4
28	12/16	@ Chicago	1-5	L 6-18-4
29	12/17	Philadelphia	2-5	L 6-19-4
30	12/20	@ Phoenix	5-4	W 7-19-4
31	12/21	@ Anaheim	3-6	L 7-20-4
32	12/23	@ San Jose	2-1	SOW 8-20-4
33	12/26	Dallas	1-6	L 8-21-4
34	12/28	@ Chicago	2-1	W 9-21-4
35	12/29	@ Dallas	0-3	L 9-22-4
36	12/31	Anaheim	4-5	SOL 9-22-5
37	1/2	Vancouver	4-1	W 10-22-5
38	1/4	Nashville	3-4	L 10-23-5
39	1/5	@ Detroit	0-3	L 10-24-5
40	1/9	@ Colorado	1-6	L 10-25-5
41	1/12	@ Florida	1-3	L 10-26-5
42	1/13	@ Atlanta	0-2	L 10-27-5
43	1/15	@ Carolina	2-4	L 10-28-5
44	1/17	New Jersey	3-5	L 10-29-5
45	1/19	@ Washington	4-5	SOL 10-29-6
46	1/20	@ Columbus	3-4	SOL 10-29-7
47	1/23	Vancouver	4-0	W 11-29-7
48	1/25	@ Dallas	3-4	SOL 11-29-8
49	1/26	Phoenix	3-5	L 11-30-8
50	1/30	Calgary	3-2	SOW 12-30-8
51	2/1	@ Detroit	2-3	L 12-31-8
52	2/2	Chicago	6-5	SOW 13-31-8
53	2/4	Dallas	4-3	OTW 14-31-8
54	2/8	@ Vancouver	4-2	W 15-31-8
55	2/10	@ Calgary	2-3	OTL 15-31-9
56	2/12	@ Edmonton	5-4	SOW 16-31-9
57	3/1	@ Edmonton	4-2	W 17-31-9
58	3/2	@ Calgary	1-3	L 17-32-9
59	3/5	@ Vancouver	4-1	W 18-32-9
60	3/7	Colorado	1-2	SOL 18-32-10
61	3/10	Minnesota	2-1	OTW 19-32-10
62	3/11	Los Angeles	1-2	SOL 19-32-11
63	3/13	Columbus	3-2	OTW 20-32-11
64	3/16	@ San Jose	2-5	L 20-33-11
65	3/18	@ Los Angeles	1-3	L 20-34-11
66	3/20	@ Nashville	2-4	L 20-35-11
67	3/21	San Jose	0-6	L 20-36-11
68	3/23	Calgary	2-7	L 20-37-11
69	3/25	Colorado	2-3	OTL 20-37-12
70	3/27	Detroit	1-4	L 20-38-12
71	3/29	@ Chicago	2-3	OTL 20-38-13
72	3/31	Columbus	2-4	L 20-39-13
73	4/1	@ Nashville	1-2	L 20-40-13
74	4/4	@ Minnesota	4-5	SOL 20-40-14

#	DATE	VERSUS	SCORE	RECORD
75	4/6	Nashville	0-3	L 20-41-14
76	4/8	@ Colorado	2-4	L 20-42-14
77	4/9	Edmonton	2-1	W 21-42-14
78	4/11	Nashville	0-2	L 21-43-14
79	4/13	@ Columbus	1-4	L 21-44-14
80	4/15	Detroit	2-3	L 21-45-14
81	4/16	Phoenix	0-3	L 21-46-14
82	4/18	@ Chicago	2-3	OTL 21-46-15

PLAYER	GP	G	A	TP	+/-	PIM	PP	SH	GW	S	%
Scott Young	79	18	31	49	-32	52	10	0	1	284	6.3
Doug Weight	(STL) 47	11	33	44	-11	50	7	0	1	123	8.9
(CAR) 23	4	9	13	-6	25	2	0	0	0	52	7.7
(TOTALS) 70	15	42	57	-17	75	9	0	1	1	175	8.6
Mike Sillinger	(STL) 48	22	19	41	-17	49	11	1	1	131	16.8
(NSH) 31	10	12	22	0	14	3	0	1	0	80	12.5
(TOTALS) 79	32	31	63	-17	63	14	1	2	2	211	15.2
Petr Cajanek	71	10	31	41	-22	54	3	0	0	150	6.7
Dean McAmmond	78	15	27	37	-25	32	4	0	0	116	12.9
Keith Tkachuk	41	15	21	36	-15	46	10	0	1	133	11.3
Jay Stempniak	57	14	13	27	-10	22	5	0	2	100	14.0
Jay McClement	67	6	21	27	-23	30	0	2	2	76	7.9
Jamal Mayers	67	15	11	26	-22	129	0	2	1	111	13.5
Dallas Drake	62	2	24	26	-13	59	1	0	1	88	2.3
Dennis Wideman	67	8	16	24	-31	83	5	1	1	150	5.3
Christian Backman	52	6	12	18	-15	48	3	0	1	70	8.6
Eric Weinrich	(STL) 59	1	16	17	-10	44	1	0	0	56	1.8
(VAN) 16	0	0	0	-13	8	0	0	0	0	12	0.0
(TOTALS) 75	1	16	17	-23	52	1	0	0	0	68	1.5
Kevin Dallman	(STL) 46	4	9	13	-15	21	3	0	0	89	4.5
(BOS) 21	0	1	1	1	8	0	0	0	0	42	0.0
(TOTALS) 67	4	10	14	-14	29	3	0	0	0	131	3.1
Mike Glumac	33	7	5	12	-8	33	5	0	0	55	12.7
Mark Rycroft	80	6	4	10	-14	46	0	1	2	77	7.8
Barret Jackman	63	4	6	10	-6	156	0	0	2	56	7.1
Eric Brewer	32	6	3	9	-17	45	1	0	1	64	9.4
Vladimir Orszagh	16	4	5	9	-2	14	1	0	0	23	17.4
Ryan Johnson	65	3	6	9	-21	33	1	1	0	57	5.3
Jeff Hoggan	52	2	6	8	-16	34	0	0	0	60	3.3
Simon Gamache	(STL) 15	3	4	7	1	10	0	0	0	32	9.4
(NSH) 11	0	0	0	-6	0	0	0	0	0	4	0.0
(TOTALS) 26	3	4	7	-5	10	0	0	0	0	36	8.3
Trent Whitfield	30	2	5	7	-3	14	1	0	0	41	4.9
Timofei Shishkanov	22	3	2	5	-1	6	0	0	0	26	11.5
Eric Boguniecki	(PIT) 38	5	6	11	-2	29	1	0	0	36	13.9
(STL) 9	1	4	5	-1	4	1	0	0	0	12	8.3
(TOTALS) 47	6	10	16	-3	33	2	0	0	0	48	12.5
Bryce Salvador	46	1	4	5	-24	26	0	0	0	23	4.3
Andy Roach	5	1	2	3	0	10	1	0	0	2	50.0
Aaron Downey	(MTL) 25	1	4	5	2	50	0	0	0	10	10.0
(STL) 17	2	0	2	0	45	0	0	0	0	11	18.2
(TOTALS) 42	3	4	7	2	95	0	0	0	0	21	14.3
Peter Sejna	6	1	1	2	1	4	0	0	0	9	11.1
Matt Walker	54	0	2	2	-7	79	0	0	0	59	0.0
Jeff Woywitka	26	0	2	2	-12	25	0	0	0	23	0.0
Jason Bacashihua	19	0	1	1	0	0	0	0	0	0	0.0
Steve Poapst	(STL) 41	0	1	1	-21	37	0	0	0	19	0.0
(PIT) 21	0	4	4	-5	10	0	0	0	0	4	0.0
(TOTALS) 62	0	5	5	-26	47	0	0	0	0	23	0.0
Jesse Boulerice	(CAR) 26	0	0	0	-3	51	0	0	0	3	0.0
(STL) 12	0	0	0	-4	13	0	0	0	0	2	0.0
(TOTALS) 38	0	0	0	-7	64	0	0	0	0	5	0.0
Jon DiSalvatore	5	0	0	0	-1	2	0	0	0	3	0.0
Reinhard Divis	12	0	0	0	0	0	0	0	0	0	0.0
Colin Hemingway	3	0	0	0	-2	0	0	0	0	2	0.0
Patrick Lalime	31	0	0	0	0	0	0	0	0	0	0.0
Curtis Sanford	34	0	0	0	0	0	0	0	0	0	0.0
Mike Stuart	1	0	0	0	0	0	0	0	0	1	0.0
Mike Zigomans	(CAR) 21	1	0	1	1	4	0	0	0	16	6.3
(STL) 2	0	0	0	0	0	0	0	0	0	1	0.0
(TOTALS) 23	1	0	1	1	4	0	0	0	0	17	5.9

PLAYER	GP	W	L	T/O	GA	SA	SV%	GAA	SO	MIN
Curtis Sanford	34	13	13	5	81	885	0.908	2.66	3	1,830
Jason Bacashihua	19	4	10	1	52	515	0.899	3.23	0	966
Patrick Lalime	31	4	18	8	103	868	0.881	3.64	0	1,699
Reinhard Divis	12	0	5	1	37	231	0.840	4.67	0	475



ST. LOUIS BLUES

2003-2004 GAME-BY-GAME (41-24-11-6, 99 pts, 2nd Central Division)

#	DATE	VERSUS	SCORE	RECORD
1	10/10	@ Phoenix	1-2	L OT 0-0-0-1
2	10/12	@ Colorado	2-1	W 1-0-0-1
3	10/16	@ Nashville	1-4	L 1-1-0-1
4	10/18	Washington	4-1	W 2-1-0-1
5	10/21	@ Edmonton	6-4	W 3-1-0-1
6	10/22	@ Vancouver	2-3	L 3-2-0-1
7	10/24	@ Calgary	2-1	W 4-2-0-1
8	10/28	Nashville	1-0	W 5-2-0-1
9	10/29	@ Detroit	6-5	W 6-2-0-1
10	11/1	Chicago	2-3	L 6-3-0-1
11	11/4	Anaheim	2-1	W OT 7-3-0-1
12	11/6	Vancouver	3-2	W 8-3-0-1
13	11/8	Florida	2-0	W 9-3-0-1
14	11/13	@ San Jose	4-3	W OT 10-3-0-1
15	11/15	@ Los Angeles	1-0	W 11-3-0-1
16	11/16	@ Anaheim	3-4	L 11-4-0-1
17	11/19	@ Phoenix	4-5	L 11-5-0-1
18	11/22	Dallas	2-1	W 12-5-0-1
19	11/25	Boston	4-3	W OT 13-5-0-1
20	11/28	@ Tampa Bay	2-2	T OT 13-5-1-1
21	11/29	Detroit	1-2	L 13-6-1-1
22	12/2	Los Angeles	4-1	W 14-6-1-1
23	12/4	Detroit	4-4	T OT 14-6-2-1
24	12/6	Nashville	4-1	W 15-6-2-1
25	12/9	@ Toronto	3-2	W OT 16-6-2-1
26	12/12	@ Columbus	3-2	W OT 17-6-2-1
27	12/13	Los Angeles	2-1	W 18-6-2-1
28	12/16	Columbus	2-1	W OT 19-6-2-1
29	12/18	San Jose	4-2	W 20-6-2-1
30	12/20	Phoenix	1-1	T OT 20-6-3-1
31	12/22	@ Detroit	1-2	L 20-7-3-1
32	12/23	@ Chicago	0-3	L 20-8-3-1
33	12/26	Colorado	3-3	T OT 20-8-4-1
34	12/29	@ Columbus	3-2	W 21-8-4-1
35	12/30	Philadelphia	2-7	L 21-9-4-1
36	1/1	N.Y. Rangers	5-4	W 22-9-4-1
37	1/3	San Jose	1-3	L 22-10-4-1
38	1/5	Minnesota	1-1	T OT 22-10-5-1
39	1/6	@ Carolina	0-2	L 22-11-5-1
40	1/10	@ Nashville	1-3	L 22-12-5-1
41	1/12	Chicago	7-4	W 23-12-5-1
42	1/13	@ Montreal	2-5	L 23-13-5-1
43	1/15	Columbus	5-3	W 24-13-5-1
44	1/17	Minnesota	2-2	T OT 24-13-6-1
45	1/19	@ Florida	2-1	W OT 25-13-6-1
46	1/21	@ Columbus	1-3	L 25-14-6-1
47	1/23	@ Dallas	0-2	L 25-15-6-1
48	1/24	Dallas	2-3	L 25-16-6-1
49	1/28	@ Atlanta	1-1	T OT 25-16-7-1
50	1/29	Vancouver	2-4	L 25-17-7-1
51	1/31	New Jersey	1-4	L 25-18-7-1
52	2/2	@ Minnesota	0-4	L 25-19-7-1
53	2/4	@ Edmonton	3-5	L 25-20-7-1
54	2/5	@ Calgary	2-1	W 26-20-7-1
55	2/10	@ Ottawa	1-3	L 26-21-7-1
56	2/12	Colorado	0-4	L 26-22-7-1
57	2/14	Pittsburgh	3-2	W OT 27-22-7-1
58	2/16	Phoenix	4-2	W 28-22-7-1
59	2/19	Tampa Bay	4-3	W OT 29-22-7-1
60	2/20	@ Detroit	1-5	L 29-23-7-1
61	2/22	@ Chicago	2-3	L OT 29-23-7-2
62	2/26	@ Colorado	2-2	T OT 29-23-8-2
63	2/28	@ Vancouver	0-2	L 29-24-8-2
64	2/29	@ San Jose	0-1	L 29-25-8-2
65	3/2	Calgary	2-4	L 29-26-8-2
66	3/4	Edmonton	1-1	T OT 29-26-9-2
67	3/6	@ N.Y. Islanders	4-2	W 30-26-9-2
68	3/7	@ Buffalo	5-1	W 31-26-9-2
69	3/9	N.Y. Islanders	3-2	W OT 32-26-9-2
70	3/11	Nashville	1-1	T OT 32-26-10-2
71	3/13	Columbus	5-3	W 33-26-10-2
72	3/14	Calgary	0-3	L 33-27-10-2

#	DATE	VERSUS	SCORE	RECORD
73	3/16	@ Los Angeles	5-3	W 34-27-10-2
74	3/17	@ Anaheim	1-1	T OT 34-27-11-2
75	3/20	@ Dallas	1-3	L 34-28-11-2
76	3/25	Anaheim	3-2	W 35-28-11-2
77	3/27	Chicago	4-3	W OT 36-28-11-2
78	3/28	@ Chicago	3-1	W 37-28-11-2
79	3/30	Edmonton	1-0	W 38-28-11-2
80	4/1	Detroit	2-3	L 38-29-11-2
81	4/3	@ Nashville	4-1	W 39-29-11-2
82	4/4	@ Minnesota	0-3	L 39-30-11-2

PLAYER	GP	G	A	TP	+-	PP	PI	SH	GW	S	%
Keith Tkachuk	75	33	38	71	8	83	18	0	8	233	14.2
Doug Weight	75	14	51	65	-3	37	6	0	5	198	7.1
Pavel Demitra	68	23	35	58	1	18	8	0	5	179	12.8
Chris Pronger	80	14	40	54	-1	88	7	0	3	203	6.9
Dallas Drake	79	13	22	35	10	65	3	2	1	121	10.7
Scott Mellanby	68	14	17	31	-7	76	6	0	3	103	13.6
Petr Cajanek	70	12	14	26	12	16	3	0	4	126	9.5
Mark Rycroft	71	9	12	21	2	32	0	0	0	110	8.2
Eric Nickulas	44	7	11	18	-2	44	1	0	1	80	8.8
Christian Backman	66	5	13	18	3	16	1	0	0	92	5.4
Mike Danton	68	7	5	12	-8	141	0	1	0	72	9.7
Jamal Mayers	80	6	5	11	-19	91	0	1	3	130	4.6
Ryan Johnson	69	4	7	11	-2	8	0	1	1	36	11.1
Eric Boguniecki	27	6	4	10	-1	20	2	0	2	40	15.0
Mike Sillinger (PHX)	60	8	6	14	-14	54	0	1	0	66	12.1
(STL)	16	5	5	10	4	14	0	1	0	40	12.5
(TOTALS)	76	13	11	24	-10	68	0	2	0	106	12.3
Alexander Khavanov	48	3	7	10	2	18	2	0	0	62	4.8
Eric Weinrich (PHI)	54	2	7	9	11	32	1	0	1	56	3.6
(STL)	26	2	8	10	1	14	1	0	0	27	7.4
(TOTALS)	80	4	15	19	12	46	2	0	1	83	4.8
Bryce Salvador	69	3	5	8	-4	47	0	0	1	60	5.0
Brian Savage (PHX)	61	12	13	25	-5	36	3	0	1	101	11.9
(STL)	13	4	3	7	-3	2	1	0	1	23	17.4
(TOTALS)	74	16	16	32	-8	38	4	0	2	124	12.9
Murray Baron	80	1	5	6	-6	61	0	0	0	57	1.8
Peter Sejna	20	2	2	4	-9	4	2	0	0	36	5.6
Pascal Rheaume (STL)	25	1	3	4	-3	4	0	0	0	23	4.3
(NYR)	17	0	0	0	-3	5	0	0	0	15	0.0
(TOTALS)	42	1	3	4	-6	9	0	0	0	38	2.6
Jeff Heerema	22	1	2	3	-5	4	0	0	1	28	3.6
Barret Jackman	15	1	2	3	-1	41	0	0	0	11	9.1
Reed Low	57	0	2	2	-6	141	0	0	0	28	0.0
Al MacInnis	3	0	2	2	-1	6	0	0	0	9	0.0
Steve Martins	25	1	0	1	-7	22	0	1	0	27	3.7
Jeff Finley	53	0	1	1	-9	34	0	0	0	25	0.0
Christian Laflamme	16	0	1	1	-3	20	0	0	0	9	0.0
Matt Walker	14	0	1	1	0	25	0	0	0	8	0.0
Aris Brimman	13	0	0	0	0	4	0	0	0	3	0.0
Reinhard Divis	13	0	0	0	0	2	0	0	0	0	0.0
Brent Johnson	10	0	0	0	0	0	0	0	0	0	0.0
Steve McLaren	6	0	0	0	0	25	0	0	0	2	0.0
Chris Osgood	67	0	0	0	0	10	0	0	0	0	0.0
Scott Pellerin	2	0	0	0	-3	2	0	0	0	1	0.0
John Pohl	1	0	0	0	-2	0	0	0	0	1	0.0
Jame Pollock	9	0	0	0	-1	6	0	0	0	19	0.0
Mike Stuart	2	0	0	0	0	0	0	0	0	0	0.0
Jeremy Yablonski	1	0	0	0	-1	5	0	0	0	1	0.0

PLAYER	GP	W	L	T/O	GA	SA	SV%	GAA	SO	MIN
Chris Osgood	67	31	25	8	144	1,604	0.910	2.24	3	3,861
Brent Johnson (STL)	10	4	3	1	20	203	0.901	2.43	1	493
(PHX)	8	1	6	1	21	243	0.914	2.59	0	486
(TOTALS)	18	5	9	2	41	446	0.908	2.51	1	979
Reinhard Divis	13	4	4	2	29	291	0.900	2.77	0	629

ALL-TIME TEAM & INDIVIDUAL RECORDS & STATS

2002-2003 GAME-BY-GAME (41-24-11-6, 99 pts, 2nd Central Division)

#	DATE	VERSUS	SCORE	RECORD
1	10/10	Anaheim	3-4	L
2	10/12	Minnesota	2-2	T OT
3	10/15	Carolina	2-1	W OT
4	10/17	Columbus	7-1	W
5	10/19	Dallas	5-3	W
6	10/24	@ Edmonton	2-1	W
7	10/26	@ Calgary	4-3	W OT
8	10/30	Nashville	7-0	W
9	11/2	@ N.Y. Islanders	6-1	W
10	11/3	@ N.Y. Rangers	3-2	W
11	11/5	@ Montreal	5-2	W
12	11/7	Columbus	2-5	L
13	11/9	Toronto	6-3	W
14	11/12	@ Vancouver	3-6	L
15	11/15	@ Edmonton	0-5	L
16	11/16	@ Calgary	1-0	W
17	11/20	@ Columbus	2-3	L
18	11/21	Los Angeles	3-2	W OT
19	11/23	Colorado	1-3	L
20	11/25	San Jose	1-4	L
21	11/27	@ Colorado	4-4	T
22	11/29	Calgary	7-2	W
23	11/30	New Jersey	4-5	L OT
24	12/3	@ Boston	4-0	W
25	12/5	Ottawa	2-2	T
26	12/7	@ Philadelphia	3-1	W
27	12/8	@ Detroit	3-4	L OT
28	12/10	@ New Jersey	0-2	L
29	12/12	@ Nashville	2-2	T
30	12/14	Atlanta	4-0	W
31	12/17	@ Los Angeles	2-6	L
32	12/18	@ Anaheim	2-5	L
33	12/20	@ Phoenix	3-3	T
34	12/23	Los Angeles	5-0	W
35	12/26	Colorado	3-2	W
36	12/28	@ Columbus	6-1	W
37	12/29	Columbus	5-2	W
38	12/31	@ Detroit	1-5	L
39	1/2	Chicago	1-4	L
40	1/4	Tampa Bay	5-1	W
41	1/7	@ Nashville	1-2	L OT
42	1/9	@ San Jose	4-1	W
43	1/11	@ Los Angeles	2-1	W
44	1/12	@ Anaheim	1-2	L
45	1/14	@ Phoenix	4-1	W
46	1/16	N.Y. Islanders	2-3	L OT
47	1/18	Chicago	4-2	W
48	1/20	@ Carolina	5-3	W
49	1/21	@ Atlanta	4-8	L
50	1/23	@ Chicago	3-3	T
51	1/25	Dallas	2-4	L
52	1/28	@ Washington	5-3	W
53	1/30	Buffalo	2-1	W OT
54	2/5	@ Dallas	2-2	T
55	2/6	N.Y. Rangers	4-4	T
56	2/8	San Jose	4-1	W
57	2/11	@ Buffalo	3-2	W
58	2/13	Philadelphia	3-4	L OT
59	2/15	Phoenix	3-5	L
60	2/17	Calgary	5-3	W
61	2/20	Vancouver	2-4	L
62	2/22	@ Pittsburgh	1-2	L OT
63	2/23	@ Minnesota	1-3	L
64	2/27	Edmonton	4-1	W
65	3/1	Minnesota	2-0	W
66	3/4	Nashville	2-1	W OT
67	3/6	Phoenix	6-3	W
68	3/7	@ Detroit	2-7	L
69	3/11	@ San Jose	4-2	W
70	3/13	@ Vancouver	4-4	T
71	3/15	@ Nashville	1-0	W
72	3/18	Vancouver	6-4	W
73	3/20	Anaheim	3-2	W OT

#	DATE	VERSUS	SCORE	RECORD
74	3/22	Detroit	2-4	L
75	3/23	@ Dallas	1-3	L
76	3/26	@ Minnesota	1-0	W
77	3/27	Florida	2-1	W
78	3/29	Detroit	2-6	L
79	3/31	Edmonton	5-5	T
80	4/3	Chicago	4-6	L
81	4/4	@ Chicago	2-2	T
82	4/6	@ Colorado	2-5	L

PLAYER	GP	A	G	TP	+/-	PIM	PP	SH	GW	S	%
Pavol Demitra	78	36	57	93	0	32	11	0	4	205	17.6
AJ MacInnis	80	16	52	68	22	61	9	1	2	299	5.4
Cory Stillman	79	24	43	67	12	56	6	0	4	157	15.3
Doug Weight	70	15	52	67	-6	52	7	0	3	182	8.2
Scott Mellanby	80	26	31	57	1	176	13	0	4	132	19.7
Keith Tkachuk	56	31	24	55	1	139	14	0	5	185	16.8
Eric Boguniecki	80	22	27	49	22	38	3	1	5	117	18.8
Petr Cajanek	51	9	29	38	16	20	2	2	1	90	10.0
Alexander Khavanov	81	8	25	33	-1	48	2	1	2	90	8.9
Dallas Drake	80	20	10	30	-7	66	4	1	2	113	17.7
Martin Rucinsky	61	16	14	30	-1	38	4	4	3	135	11.9
Barret Jackman	82	3	16	19	23	190	0	0	0	66	4.5
Shjon Podein	68	4	6	10	7	28	1	0	0	52	7.7
Bryce Salvador	71	2	8	10	7	95	1	0	0	73	7.7
Iyson Nash	66	6	3	9	0	114	1	0	2	77	7.8
Christian Laflamme	47	0	9	9	1	45	0	0	0	44	0.0
Jamal Mayers	15	2	5	7	1	8	0	0	0	26	7.7
Steve Martins (STL)	28	3	3	6	-8	18	0	1	0	25	12.0
(OTT)	14	2	3	5	3	10	0	0	0	13	15.4
(TOTALS)	42	5	6	11	-5	28	0	1	0	38	13.2
Tom Koivisto	22	2	4	6	1	18	0	0	1	26	17.7
Reed Low	79	2	4	6	3	234	0	0	1	48	4.2
Steve Dubinsky	28	0	6	6	3	4	0	0	0	23	0.0
Mike Eastwood	17	1	3	4	1	8	1	0	0	7	14.3
Jeff Finley	64	1	3	4	-2	46	0	0	1	30	3.3
Chris Pronger	5	1	3	4	-2	10	0	0	0	11	9.1
Justin Papineau	11	2	1	3	-1	0	0	0	1	15	13.3
Mike Van Ryn	20	0	3	3	8	0	0	0	0	21	0.0
Valeri Bure (FLA)	46	5	21	26	-11	10	3	0	2	150	3.3
(STL)	5	0	2	2	-2	0	0	0	0	11	0.0
(TOTALS)	51	5	23	28	-13	10	3	0	2	161	3.1
Peter Sejna	1	1	0	1	0	0	1	0	0	3	33.3
Brent Johnson	38	0	1	1	0	2	0	0	0	0	0.0
Eric Nickulas	8	0	1	1	-2	6	0	0	0	3	0.0
Matt Walker	16	0	1	1	0	38	0	0	0	13	0.0
Christian Backman	4	0	0	0	-3	0	0	0	0	4	0.0
Tom Barrasso	6	0	0	0	0	0	0	0	0	0	0.0
Fred Brathwaite	30	0	0	0	0	0	0	0	0	0	0.0
Daniel Corso	1	0	0	0	-1	0	0	0	0	0	0.0
Reinhard Divis	2	0	0	0	0	0	0	0	0	0	0.0
Ryan Johnson (FLA)	58	2	5	7	-13	26	0	0	0	54	3.7
(STL)	17	0	0	0	0	12	0	0	0	13	0.0
(TOTALS)	75	2	5	7	-13	38	0	0	0	67	3.0
Chris Osgood (NYI)	37	0	0	0	0	12	0	0	0	0	0.0
(STL)	9	0	0	0	0	0	0	0	0	0	0.0
(TOTALS)	46	0	0	0	0	12	0	0	0	0	0.0
Cody Rudkowski	1	0	0	0	0	0	0	0	0	0	0.0
Curtis Sanford	8	0	0	0	0	0	0	0	0	0	0.0
Sergei Varlamov	3	0	0	1	0	0	0	0	0	5	0.0

PLAYER	GP	W	L	T/O	GA	SA	SV%	GAA	SO	MIN
Brent Johnson	38	16	13	5	84	844	0.900	2.47	2	2,042
Fred Brathwaite	30	12	9	4	74	631	0.883	2.75	2	1,615
Curtis Sanford	8	5	1	0	13	148	0.912	1.96	1	397
Chris Osgood (NYI)	37	17	14	4	97	912	0.894	2.92	2	1,993
(STL)	9	4	3	2	27	241	0.888	3.05	2	532
(TOTALS)	46	21	17	6	124	1,153	0.892	2.95	4	2,525
Reinhard Divis	2	2	0	0	1	34	0.971	0.72	0	83
Cody Rudkowski	1	1	0	0	0	10	1.000	0.00	0	30
Tom Barrasso	6	1	4	0	16	132	0.879	3.28	1	293



ST. LOUIS BLUES

2001-2002 GAME-BY-GAME (43-27-8-4, 98 pts, 2nd Central Division)

#	DATE	VERSUS	SCORE	RECORD
1	10/4	@ Columbus	3-3	T 0-0-1-0
2	10/6	@ Nashville	2-2	T 0-0-2-0
3	10/11	Los Angeles	5-6	L 0-1-2-0
4	10/13	@ Toronto	5-2	W 1-1-2-0
5	10/17	Dallas	2-2	T 1-1-3-0
6	10/19	@ Minnesota	3-2	W OT 2-1-3-0
7	10/20	Pittsburgh	2-1	W OT 3-1-3-0
8	10/22	Calgary	2-3	L 3-2-3-0
9	10/25	N.Y. Rangers	5-1	W 4-2-3-0
10	10/27	@ Ottawa	1-4	L 4-3-3-0
11	10/31	@ Colorado	1-0	W 5-3-3-0
12	11/1	Carolina	4-3	W 6-3-3-0
13	11/3	Washington	4-1	W 7-3-3-0
14	11/6	San Jose	1-4	L 7-4-3-0
15	11/8	Vancouver	3-1	W 8-4-3-0
16	11/10	Phoenix	4-1	W 9-4-3-0
17	11/13	@ Columbus	2-3	L OT 9-4-3-1
18	11/15	@ Vancouver	1-2	L 9-5-3-1
19	11/17	@ Calgary	0-2	L 9-6-3-1
20	11/20	@ Edmonton	0-2	L 9-7-3-1
21	11/23	@ Detroit	1-3	L 9-8-3-1
22	11/24	Phoenix	5-3	W 10-8-3-1
23	11/27	Ottawa	4-2	W 11-8-3-1
24	11/29	@ Columbus	3-1	W 12-8-3-1
25	12/1	Columbus	4-3	W 13-8-3-1
26	12/2	@ Minnesota	4-4	T 13-8-4-1
27	12/5	@ Phoenix	0-3	L 13-9-4-1
28	12/6	@ Los Angeles	1-1	T 13-9-5-1
29	12/8	Los Angeles	2-0	W 14-9-5-1
30	12/12	@ Chicago	2-2	T 14-9-6-1
31	12/13	Toronto	3-4	L OT 14-9-6-2
32	12/15	Calgary	4-0	W 15-9-6-2
33	12/18	@ Philadelphia	3-6	L 15-10-6-2
34	12/21	@ Tampa Bay	3-4	L OT 15-10-6-3
35	12/22	@ Florida	2-0	W 16-10-6-3
36	12/26	Chicago	1-3	L 16-11-6-3
37	12/28	Montreal	3-0	W 17-11-6-3
38	12/30	Nashville	7-2	W 18-11-6-3
39	1/1	@ New Jersey	1-2	L 18-12-6-3
40	1/3	Columbus	4-2	W 19-12-6-3
41	1/5	Dallas	5-2	W 20-12-6-3
42	1/8	@ San Jose	6-2	W 21-12-6-3
43	1/9	@ Anaheim	3-2	W 22-12-6-3
44	1/12	@ Pittsburgh	4-1	W 23-12-6-3
45	1/15	Edmonton	3-2	W 24-12-6-3
46	1/17	Vancouver	5-4	W 25-12-6-3
47	1/19	Boston	2-1	W OT 26-12-6-3
48	1/21	@ Boston	4-3	W OT 27-12-6-3
49	1/23	@ Buffalo	5-2	W 28-12-6-3
50	1/25	@ Chicago	1-2	L 28-13-6-3
51	1/26	Detroit	2-5	L 28-14-6-3
52	1/28	Anaheim	0-1	L 28-15-6-3
53	1/30	@ Washington	4-1	W 29-15-6-3
54	2/5	@ N.Y. Islanders	3-4	L 29-16-6-3
55	2/7	Edmonton	3-1	W 30-16-6-3
56	2/9	Philadelphia	0-5	L 30-17-6-3
57	2/12	Atlanta	3-0	W 31-17-6-3
58	2/13	@ Colorado	1-3	L 31-18-6-3
59	2/26	@ Vancouver	4-4	T 31-18-7-3
60	2/28	@ Calgary	2-3	L 31-19-7-3
61	3/2	@ Edmonton	1-1	T 31-19-8-3
62	3/7	Minnesota	0-3	L 31-20-8-3
63	3/9	Detroit	2-5	L 31-21-8-3
64	3/11	Colorado	2-3	L 31-22-8-3
65	3/13	@ San Jose	2-0	W 32-22-8-3
66	3/14	@ Los Angeles	1-2	L 32-23-8-3

#	DATE	VERSUS	SCORE	RECORD
67	3/17	@ Anaheim	3-2	W 33-23-8-3
68	3/19	Nashville	5-1	W 34-23-8-3
69	3/20	@ Dallas	2-3	L 34-24-8-3
70	3/22	Anaheim	3-2	W 35-24-8-3
71	3/24	@ Chicago	3-4	L OT 35-24-8-4
72	3/26	Minnesota	1-2	L 35-25-8-4
73	3/28	Buffalo	4-1	W 36-25-8-4
74	3/30	@ Nashville	4-2	W 37-25-8-4
75	4/1	@ Phoenix	3-5	L 37-26-8-4
76	4/3	@ Dallas	2-1	W OT 38-26-8-4
77	4/5	Chicago	5-1	W 39-26-8-4
78	4/7	Colorado	2-4	L 39-27-8-4
79	4/9	Nashville	3-2	W 40-27-8-4
80	4/11	San Jose	4-1	W 41-27-8-4
81	4/13	Detroit	3-2	W OT 42-27-8-4
82	4/15	@ Detroit	5-3	W 43-27-8-4

PLAYER	GP	G	A	TP	+/-	PIM	PP	SH	GW	S	%
Pavol Demitra	82	35	43	78	13	46	11	0	10	212	16.5
Keith Tkachuk	73	38	37	75	21	117	13	0	7	244	15.6
Doug Weight	61	15	34	49	20	40	3	0	1	131	11.5
Chris Pronger	78	7	40	47	23	120	4	1	3	204	3.4
Al MacInnis	71	11	35	46	3	52	6	0	4	231	4.8
Cory Stillman	80	23	22	45	8	36	6	0	4	140	16.4
Scott Young	67	19	22	41	11	26	5	0	1	210	9.0
Scott Mellanby	64	15	26	41	-5	93	8	0	2	137	10.9
Dallas Drake	80	11	15	26	8	87	1	3	2	116	9.5
Alexander Khavanov	81	3	21	24	9	55	0	0	0	87	3.4
Jamal Mayers	77	9	8	17	9	99	0	1	0	105	8.6
Mike Eastwood	71	7	10	17	-2	41	0	0	2	60	11.7
Tyson Nash	64	6	7	13	2	100	0	0	1	66	9.1
Bryce Salvador	66	5	7	12	3	78	1	0	2	37	13.5
Sergei Varlamov	52	5	7	12	4	26	0	0	0	83	6.0
Daniel Corso	41	4	7	11	3	6	1	0	2	25	16.0
Ray Ferraro (ATL)	61	8	19	27	-32	66	2	0	0	72	11.1
(STL)	15	6	4	10	2	8	2	0	1	27	22.2
(TOTALS)	76	14	23	37	-30	74	4	0	1	99	14.1
Mike Keane	56	4	6	10	-2	22	1	0	0	47	8.5
Mike Van Ryn	48	2	8	10	10	18	0	0	1	52	3.8
Shjon Podein (COL)	41	6	6	12	0	39	0	1	2	43	14.0
(STL)	23	2	4	6	2	2	0	0	0	24	8.3
(TOTALS)	64	8	10	18	2	41	0	1	2	67	11.9
Jeff Finley	78	0	6	6	12	30	0	0	0	39	0.0
Reed Low	58	0	5	5	-3	160	0	0	0	25	0.0
Brent Johnson	58	0	4	4	0	2	0	0	0	1	0.0
Marc Bergevin	30	0	3	3	6	2	0	0	0	13	0.0
Sean Hill	23	0	3	3	1	28	0	0	0	29	0.0
Mark Rycroft	9	0	3	3	0	4	0	0	0	14	0.0
Rich Pilon	8	0	2	2	-1	9	0	0	0	3	0.0
Eric Boguniecki	8	0	1	1	-2	4	0	0	0	10	0.0
Christian Laflamme	8	0	1	1	3	4	0	0	0	6	0.0
Fred Brathwaite	25	0	0	0	0	0	0	0	0	1	0.0
Reinhard Divis	1	0	0	0	0	0	0	0	0	0	0.0
Ted Donato	2	0	0	0	-2	2	0	0	0	0	0.0
Barret Jackman	1	0	0	0	0	0	0	0	0	1	0.0
Justin Papineau	1	0	0	0	-2	0	0	0	0	0	0.0

PLAYER	GP	W	L	T/O	GA	SA	SV%	GAA	SO	MIN
Brent Johnson	58	34	20	4	127	1,293	0.902	2.18	5	3,491
Fred Brathwaite	25	9	11	4	54	543	0.901	2.24	2	1,446
Reinhard Divis	1	0	0	0	0	4	1.000	0.00	0	25

ALL-TIME TEAM & INDIVIDUAL RECORDS & STATS

2000-2001 GAME-BY-GAME (43-22-12-5, 103 pts, 2nd Central Division)

#	DATE	VERSUS	SCORE	RECORD
1	10/5	@ Phoenix	1-4	L 0-1-0-0
2	10/6	@ San Jose	4-1	W 1-1-0-0
3	10/8	@ Anaheim	5-1	W 2-1-0-0
4	10/11	@ Los Angeles	4-4	T 2-1-1-0
5	10/13	Minnesota	2-0	W 3-1-1-0
6	10/17	@ Detroit	1-2	L 3-2-1-0
7	10/19	Los Angeles	7-1	W 4-2-1-0
8	10/21	Chicago	1-0	W 5-2-1-0
9	10/26	Calgary	4-3	W 6-2-1-0
10	10/28	Dallas	4-3	OT W 7-2-1-0
11	10/29	@ Carolina	4-1	W 8-2-1-0
12	10/31	@ Nashville	4-2	W 9-2-1-0
13	11/2	Washington	2-0	W 10-2-1-0
14	11/4	Toronto	0-0	T 10-2-2-0
15	11/9	@ Colorado	3-3	T 10-2-3-0
16	11/11	@ Vancouver	5-2	W 11-2-3-0
17	11/14	@ Edmonton	0-3	L 11-3-3-0
18	11/16	Pittsburgh	4-3	W 12-3-3-0
19	11/18	Buffalo	4-1	W 13-3-3-0
20	11/21	Vancouver	3-4	L 13-4-3-0
21	11/24	@ Nashville	4-0	W 14-4-3-0
22	11/25	Phoenix	5-1	W 15-4-3-0
23	11/29	@ Toronto	6-5	OT W 16-4-3-0
24	12/2	Florida	5-2	W 17-4-3-0
25	12/5	Anaheim	1-0	W 18-4-3-0
26	12/9	Chicago	6-4	W 19-4-3-0
27	12/10	@ Chicago	6-1	W 20-4-3-0
28	12/15	@ Atlanta	6-3	W 21-4-3-0
29	12/16	Detroit	2-2	T 21-4-4-0
30	12/20	@ N.Y. Rangers	6-3	W 22-4-4-0
31	12/23	Anaheim	5-2	W 23-4-4-0
32	12/26	Columbus	5-0	W 24-4-4-0
33	12/28	Los Angeles	2-5	L 24-5-4-0
34	12/30	Phoenix	2-1	W 25-5-4-0
35	1/1	Edmonton	5-2	W 26-5-4-0
36	1/2	@ Ottawa	1-3	L 26-6-4-0
37	1/4	Nashville	2-4	L 26-7-4-0
38	1/6	Minnesota	5-1	W 27-7-4-0
39	1/8	Philadelphia	1-2	OT L 27-7-4-1
40	1/10	@ Anaheim	4-2	W 28-7-4-1
41	1/11	@ San Jose	6-3	L 28-8-4-1
42	1/13	@ Los Angeles	4-2	W 29-8-4-1
43	1/15	@ Phoenix	1-3	L 29-9-4-1
44	1/18	Edmonton	4-1	W 30-9-4-1
45	1/20	Vancouver	3-0	W 31-9-4-1
46	1/21	@ Nashville	1-3	L 31-10-4-1
47	1/23	@ Montreal	5-2	W 32-10-4-1
48	1/25	New Jersey	4-3	OT W 33-10-4-1
49	1/27	San Jose	3-4	OT L 33-10-4-2
50	1/29	Toronto	2-1	W 34-10-4-2
51	1/30	@ Boston	1-5	L 34-11-4-2
52	2/1	Columbus	2-2	T 34-11-5-2
53	2/6	@ Columbus	2-2	T 34-11-6-2
54	2/8	Tampa Bay	4-1	W 35-11-6-2
55	2/10	@ Colorado	4-3	OT W 36-11-6-2
56	2/11	@ Dallas	3-3	T 36-11-7-2
57	2/15	Calgary	4-1	W 37-11-7-2
58	2/16	@ Chicago	2-6	L 37-12-7-2
59	2/19	@ Florida	0-3	L 37-13-7-2
60	2/20	@ Tampa Bay	2-3	L 37-14-7-2
61	2/23	@ Detroit	2-4	L 37-15-7-2
62	2/24	Boston	3-2	OT W 38-15-7-2
63	2/26	San Jose	7-2	W 39-15-7-2
64	2/28	@ Edmonton	3-5	L 39-16-7-2
65	3/2	@ Vancouver	2-3	OT L 39-16-7-3
66	3/3	@ Calgary	2-3	OT L 39-16-7-4
67	3/6	@ Minnesota	3-3	T 39-16-8-4
68	3/8	Colorado	2-5	L 39-17-8-4
69	3/10	Detroit	2-2	T 39-17-9-4
70	3/13	@ Philadelphia	2-5	L 39-18-9-4
71	3/14	@ Minnesota	1-0	OT W 40-18-9-4
72	3/17	@ Calgary	2-2	T 40-18-10-4
73	3/20	N.Y. Islanders	3-4	OT L 40-18-10-5

#	DATE	VERSUS	SCORE	RECORD
74	3/22	Colorado	1-3	L 40-19-10-5
75	3/24	Chicago	5-1	W 41-19-10-5
76	3/25	@ Dallas	1-1	T 41-19-11-5
77	3/28	@ Detroit	2-5	L 41-20-11-5
78	3/31	@ Pittsburgh	3-5	L 41-21-11-5
79	4/1	@ Columbus	1-2	L 41-22-11-5
80	4/3	Carolina	2-2	T 41-22-12-5
81	4/5	Columbus	4-1	W 42-22-12-5
82	4/7	Nashville	1-0	W 43-22-12-5

PLAYER	GP	G	A	TP +/-	PIM	PPSH	GW	S	%
Pierre Turgeon	79	30	52	82	14	37	11	0	6 171 17.5
Scott Young	81	40	33	73	15	30	14	3	7 321 12.5
Al MacInnis	59	12	42	54	23	52	6	1	3 218 5.5
Chris Pronger	51	8	39	47	21	75	4	0	0 121 6.6
Pavol Demitra	44	20	25	45	27	16	5	0	5 124 16.1
Jochen Hecht	72	19	25	44	11	48	8	3	1 208 9.1
Dallas Drake	82	12	29	41	18	71	2	0	3 142 8.5
Craig Conroy (STL)	69	11	14	25	2	46	0	3	2 101 10.9
(CGY)	14	3	4	7	0	14	0	1	0 32 9.4
(TOTALS)	83	14	18	32	2	60	0	4	2 133 10.5
Michal Handzus (STL)	36	10	14	24	11	12	3	2	5 58 17.2
(PHX)	10	4	4	8	5	21	0	1	0 14 28.6
(TOTALS)	46	14	18	32	16	33	3	3	2 72 19.4
Alexander Khavanov	74	7	16	23	16	52	2	0	0 92 7.6
Mike Eastwood	77	6	17	23	4	28	0	2	1 51 11.8
Jamal Mayers	77	8	13	21	-3	117	0	0	0 132 6.1
Ladislav Nagy (STL)	40	8	8	16	-2	20	2	0	2 59 13.6
(PHX)	6	0	1	1	0	2	0	0	0 5 0.0
(TOTALS)	46	8	9	17	-2	22	2	0	2 64 12.5
Tyson Nash	57	8	7	15	8	110	0	1	0 113 7.1
Daniel Corso	28	10	3	13	0	14	5	0	4 42 23.8
Lubos Bartekco	50	5	8	13	-1	12	0	0	3 51 9.8
Marty Reasoner	41	4	9	13	-5	14	0	0	0 65 6.2
Sean Hill	48	1	10	11	5	51	0	0	0 47 2.1
Jeff Finley	72	2	8	10	7	38	0	0	0 35 5.7
Bryce Salvador	75	2	8	10	-4	69	0	0	1 60 3.3
Scott Mellanby (FLA)	40	4	9	13	-13	46	1	0	0 58 6.9
(STL)	23	7	1	8	0	25	2	0	3 37 18.9
(TOTALS)	63	11	10	21	-13	71	3	0	0 95 11.6
Keith Tkachuk (PHX)	64	29	42	71	6	108	15	0	4 230 12.6
(STL)	12	6	2	8	-3	14	1	2	1 41 14.6
(TOTALS)	76	35	44	79	3	122	17	0	5 271 12.9
Cory Stillman (CGY)	66	21	24	45	-6	45	7	0	4 148 14.2
(STL)	12	3	4	7	-2	6	3	0	0 26 11.5
(TOTALS)	78	24	28	52	-8	51	10	0	4 174 13.8
Todd Reirden	38	2	4	6	-2	43	1	0	0 58 3.4
Reed Low	56	1	5	6	4	159	0	0	0 31 3.2
Alexei Gusarov(NYR)	26	1	3	4	-2	6	0	0	0 21 4.8
(STL)	16	0	4	4	-3	6	0	0	0 10 0.0
(COL)	9	0	1	1	2	6	0	0	0 4 0.0
(TOTALS)	51	1	8	9	-3	18	0	0	0 35 2.9
Darren Rumble	12	0	4	4	7	27	0	0	0 11 0.0
Reid Simpson	22	1	3	-3	96	0	1	0	1 23 8.7
Vladimir Chebatourkin	2	2	3	5	26	0	0	0	5 20.0
Pascal Rheaume	8	2	0	2	-1	5	2	0	0 16 12.5
Peter Smrek (NYR)	14	0	3	3	1	12	0	0	0 9 0.0
(STL)	6	2	0	2	1	2	0	0	1 5 40.0
(TOTALS)	20	2	3	5	2	14	0	1	1 14 14.3
Roman Turek	54	0	1	1	0	6	0	0	0 0 0.0
Marc Bergevin (PIT)	36	1	4	5	5	26	0	0	0 11 9.1
(STL)	2	0	0	0	1	0	0	0	0 1 0.0
(TOTALS)	38	1	4	5	6	26	0	0	0 12 8.3
Eric Bognunicki	1	0	0	0	-1	0	0	0	0 1 0.0
Dale Clarke	3	0	0	0	1	0	0	0	0 5 0.0
Brent Johnson	31	0	0	0	0	2	0	0	0 0 0.0
Jaroslav Obsut	4	0	0	0	1	2	0	0	0 3 0.0
Dan Trebil	10	0	0	0	1	0	0	0	0 9 0.0
Mike Van Ryn	1	0	0	0	-2	0	0	0	0 1 0.0

PLAYER	GP	W	L	T/O	GA	SA	SV%	GAA	SO	MIN
Roman Turek	54	24	18	10	123	1,248	0.901	2.28	6	3,232
Brent Johnson	31	19	9	2	63	676	0.907	2.17	4	1,744



ST. LOUIS BLUES

1999-2000 GAME-BY-GAME (51-19-11-1, 114 pts, 1st Central Division)

#	DATE	VERSUS	SCORE	RECORD	#	DATE	VERSUS	SCORE	RECORD
1	10/2	Phoenix	1-2	L	0-1-0				
2	10/4	Los Angeles	2-3	L	0-2-0				
3	10/6	@ Calgary	4-1	W	1-2-0				
4	10/9	@ Edmonton	4-2	W	2-2-0				
5	10/13	@ Detroit	2-4	L	2-3-0				
6	10/16	Toronto	4-2	W	3-3-0				
7	10/19	Calgary	7-1	W	4-3-0				
8	10/21	Edmonton	3-2	OT W	5-3-0				
9	10/23	New Jersey	3-1	W	6-3-0				
10	10/27	@ New Jersey	1-2	L	6-4-0				
11	10/30	Detroit	5-4	OT W	7-4-0				
12	11/3	@ Colorado	0-5	L	7-5-0				
13	11/5	@ Edmonton	2-1	W	8-5-0				
14	11/7	@ Vancouver	6-1	W	9-5-0				
15	11/9	Dallas	2-5	L	9-6-0				
16	11/12	Edmonton	2-2	T	9-6-1				
17	11/13	@ N.Y. Islanders	5-3	W	10-6-1				
18	11/17	@ Toronto	3-2	W	11-6-1				
19	11/18	Florida	3-0	W	12-6-1				
20	11/20	San Jose	1-1	T	12-6-2				
21	11/22	Nashville	3-2	OT W	13-6-2				
22	11/24	@ Detroit	2-4	L	13-7-2				
23	11/26	@ Buffalo	2-0	W	14-7-2				
24	11/27	Chicago	8-3	W	15-7-2				
25	12/2	Nashville	3-1	W	16-7-2				
26	12/4	San Jose	4-2	W	17-7-2				
27	12/5	@ Philadelphia	2-3	L	17-8-2				
28	12/7	Carolina	2-4	L	17-9-2				
29	12/10	@ Nashville	4-2	W	18-9-2				
30	12/11	Dallas	4-2	W	19-9-2				
31	12/14	Calgary	1-1	T	19-9-3				
32	12/18	Boston	4-0	W	20-9-3				
33	12/21	@ Phoenix	6-0	W	21-9-3				
34	12/23	@ Nashville	2-2	T	21-9-4				
35	12/26	Nashville	2-3	L	21-10-4				
36	12/27	@ Colorado	1-5	L	21-11-4				
37	12/30	San Jose	2-1	OT W	22-11-4				
38	1/1	@ Washington	1-1	T	22-11-5				
39	1/3	@ N.Y. Rangers	5-2	W	23-11-5				
40	1/4	Los Angeles	2-2	T	23-11-6				
41	1/6	Montreal	4-3	W	24-11-6				
42	1/8	Vancouver	4-2	W	25-11-6				
43	1/11	@ San Jose	5-2	W	26-11-6				
44	1/13	@ Los Angeles	3-2	W	27-11-6				
45	1/14	@ Anaheim	1-3	L	27-12-6				
46	1/19	@ Pittsburgh	1-3	L	27-13-6				
47	1/21	@ Chicago	3-0	W	28-13-6				
48	1/22	N.Y. Rangers	1-4	L	28-14-6				
49	1/26	@ Ottawa	4-1	W	29-14-6				
50	1/28	@ Dallas	3-1	W	30-14-6				
51	1/29	Colorado	4-0	W	31-14-6				
52	2/1	@ Calgary	5-4	OT W	32-14-6				
53	2/3	Vancouver	5-2	W	33-14-6				
54	2/8	@ Detroit	4-1	W	34-14-6				
55	2/10	Detroit	0-2	L	34-15-6				
56	2/12	Anaheim	6-3	W	35-15-6				
57	2/15	Atlanta	4-1	W	36-15-6				
58	2/18	@ Nashville	2-1	W	37-15-6				
59	2/21	@ Anaheim	4-2	W	38-15-6				
60	2/23	@ San Jose	4-1	W	39-15-6				
61	2/25	Colorado	4-2	W	40-15-6				
62	2/27	Chicago	1-4	L	40-16-6				
63	2/29	Philadelphia	3-2	W	41-16-6				
64	3/2	@ Atlanta	5-2	W	42-16-6				
65	3/4	@ Florida	1-1	T	42-16-7				
66	3/7	Phoenix	4-0	W	43-16-7				
67	3/9	Vancouver	2-2	T	43-16-8				
68	3/11	Anaheim	1-1	T	43-16-9				
69	3/12	@ Dallas	2-4	L	43-17-9				
70	3/15	@ Phoenix	5-3	W	44-17-9				
71	3/17	@ Los Angeles	4-0	W	45-17-9				
72	3/20	Washington	2-1	W	46-17-9				
73	3/22	@ Carolina	2-1	W	46-17-9				
74	3/24	@ Tampa Bay	5-1	W	47-17-9				
75	3/26	@ Chicago	1-1	T	48-17-10				
76	3/29	Toronto	2-3	L	48-18-10				
77	3/30	@ Boston	3-2	W	49-18-10				
78	4/1	Detroit	0-0	T	49-18-11				
79	4/2	Ottawa	4-1	W	50-18-11				
80	4/5	Calgary	6-5	W	51-18-11				
81	4/7	Chicago	3-4	OT L	51-18-11-1				
82	4/9	@ Chicago	1-3	L	51-19-11-1				

PLAYER	GP	G	A	TP	+/-	PIM	PP	SH	GW	S	%
Pavol Demitra	71	28	47	75	34	8	8	0	4	241	11.6
Pierre Turgeon	52	26	40	66	30	8	8	0	3	139	18.7
Chris Pronger	79	14	48	62	52	92	8	0	3	192	7.3
Michal Handzus	81	25	28	53	19	44	3	4	5	166	15.1
Scott Young	75	24	15	39	12	18	6	1	7	244	9.8
Lubos Bartekco	67	16	23	39	24	51	3	0	3	75	21.3
Al MacInnis	61	11	28	39	20	34	6	0	7	245	4.5
Mike Eastwood	79	19	15	34	5	32	1	3	3	83	22.9
Jochen Hecht	63	13	21	34	20	28	5	0	1	140	9.3
Craig Conroy	79	12	15	27	5	36	1	2	3	98	12.2
Stephane Richer (STL)	36	8	17	25	7	14	4	0	1	63	12.7
(TBL)	20	7	5	12	2	4	1	0	0	47	14.9
(TOTALS)	68	14	14	28	-9	14	1	0	2	123	11.4
Todd Reirden	56	4	21	25	18	32	0	0	1	77	5.2
Marty Reasoner	32	10	14	24	9	20	3	0	1	51	19.6
Scott Pellerin	80	8	15	23	9	48	0	2	2	120	6.7
Jamal Mayers	79	7	10	17	0	90	0	0	0	99	7.1
Tyson Nash	66	4	9	13	6	150	0	1	1	68	5.9
Terry Yake (WSH)	35	6	5	11	2	12	1	0	1	29	20.7
(STL)	26	4	9	13	2	22	2	0	2	26	15.4
(TOTALS)	61	10	14	24	4	34	3	0	3	55	18.2
Dave Ellett	52	2	8	10	-4	12	0	0	1	41	4.9
Jeff Finley	74	2	8	10	26	38	0	0	2	31	6.5
Derek King (STL)	19	2	7	9	0	6	1	0	0	29	6.9
(TOR)	3	0	0	0	-2	2	0	0	0	4	0.0
(TOTALS)	22	2	7	9	-2	8	1	0	0	33	6.1
Marc Bergevin	81	1	8	9	27	75	0	0	0	54	1.9
Ricard Persson	40	0	8	8	-2	38	0	0	0	30	0.0
Ladislav Nagy	11	2	4	6	2	2	1	0	0	15	13.3
Geoff Courttnall	6	2	2	4	3	6	0	0	1	15	13.3
Bob Bassen	27	1	3	4	-3	26	0	0	0	26	3.8
Bryan Helmer	15	1	1	2	-3	10	1	0	1	19	5.3
Chris McAlpine (STL)	21	1	1	2	1	14	0	0	0	25	4.0
(TBL)	10	1	1	2	-5	10	0	0	0	5	20.0
(ATL)	3	0	0	0	-4	2	0	0	0	4	0.0
(TOTALS)	34	2	2	4	-8	26	0	0	0	34	5.9
Pascal Rheaume	7	1	1	2	-2	6	0	0	0	5	20.0
Kelly Chase	25	0	1	1	-5	118	0	0	0	14	0.0
Roman Turek	67	0	1	1	0	4	0	0	0	0	0.0
Derek Bekar	1	0	0	0	0	0	0	0	0	0	0.0
Jim Campbell	2	0	0	0	0	9	0	0	0	6	0.0
Jamie McLennan	19	0	0	0	0	2	0	0	0	0	0.0
Rudy Poeschek	12	0	0	0	-3	24	0	0	0	8	0.0

PLAYER	GP	W	L	T/O	GA	SA	SV%	GAA	SO	MIN
Roman Turek	67	42	15	9	129	1,470	0.912	1.95	7	3,960
Jamie McLennan	19	9	5	2	33	341	0.903	1.96	2	1,009

ALL-TIME TEAM & INDIVIDUAL RECORDS & STATS

1998-1999 GAME-BY-GAME (37-32-13, 87 pts, 2nd Central Division)

#	DATE	VERSUS	SCORE	RECORD	#	DATE	VERSUS	SCORE	RECORD
1	10/10	@ Boston	3-3	T	0-0-1				
2	10/12	@ N.Y. Rangers	4-2	W	1-0-1				
3	10/16	@ Detroit	1-4	L	1-1-1				
4	10/17	N.Y. Islanders	0-1	L	1-2-1				
5	10/22	@ Ottawa	5-3	W	2-2-1				
6	10/24	Calgary	4-3	W	3-2-1				
7	10/27	@ Philadelphia	1-2	L	3-3-1				
8	10/29	Detroit	3-1	W	4-3-1				
9	10/31	Anaheim	2-2	T	4-3-2				
10	11/4	@ Anaheim	3-1	W	5-3-2				
11	11/5	@ Los Angeles	2-2	T	5-3-3				
12	11/7	@ San Jose	2-2	T	5-3-4				
13	11/10	Chicago	5-2	W	6-3-4				
14	11/11	@ Detroit	2-6	L	6-4-4				
15	11/14	Nashville	5-1	W	7-4-4				
16	11/19	@ Nashville	2-3	L	7-5-4				
17	11/21	Dallas	3-3	T	7-5-5				
18	11/24	Nashville	4-0	W	8-5-5				
19	11/27	San Jose	2-4	L	8-6-5				
20	11/28	Washington	4-2	W	9-6-5				
21	12/4	@ Colorado	0-2	L	9-7-5				
22	12/5	Colorado	1-3	L	9-8-5				
23	12/8	Buffalo	2-2	T	9-8-6				
24	12/12	Pittsburgh	3-4	L	9-9-6				
25	12/14	@ Colorado	0-0	T	9-9-7				
26	12/15	@ Dallas	3-7	L	9-10-7				
27	12/17	Phoenix	3-2	W	10-10-7				
28	12/19	N Los Angeles	5-2	W	11-10-7				
29	12/22	@ N.Y. Islanders	3-3	T	11-10-8				
30	12/23	@ New Jersey	2-4	L	11-11-8				
31	12/26	Detroit	4-3	W	12-11-8				
32	12/28	@ Detroit	4-4	T	12-11-9				
33	1/1	@ Nashville	6-5	W	13-11-9				
34	1/2	N.Y. Rangers	0-1	L	13-12-9				
35	1/4	Vancouver	4-0	W	14-12-9				
36	1/7	Chicago	4-2	W	15-12-9				
37	1/9	@ Pittsburgh	1-2	L	15-13-9				
38	1/11	@ Montreal	1-3	L	15-14-9				
39	1/13	@ Buffalo	4-2	W	16-14-9				
40	1/16	@ Colorado	0-2	L	16-15-9				
41	1/19	@ Phoenix	2-4	L	16-16-9				
42	1/21	Toronto	2-4	L	16-17-9				
43	1/26	@ San Jose	3-0	W	17-17-9				
44	1/28	@ Vancouver	4-2	W	18-17-9				
45	1/30	@ Calgary	3-4	L OT	18-18-9				
46	2/1	@ Edmonton	4-3	W OT	19-18-9				
47	2/4	New Jersey	0-2	L	19-19-9				
48	2/6	Anaheim	3-4	L	19-20-9				
49	2/8	@ Florida	5-4	W	20-20-9				
50	2/10	@ Tampa Bay	5-4	W	21-20-9				
51	2/11	San Jose	1-5	L	21-21-9				
52	2/13	Edmonton	2-3	L	21-22-9				
53	2/15	Vancouver	8-1	W	22-22-9				
54	2/18	Florida	0-0	T	22-22-10				
55	2/20	Nashville	3-4	L	22-23-10				
56	2/22	Los Angeles	5-1	W	23-23-10				
57	2/24	Chicago	1-3	L	23-24-10				
58	2/26	@ Calgary	4-2	W	24-24-10				
59	2/28	@ Chicago	3-1	W	25-24-10				
60	3/2	@ Nashville	5-1	W	26-24-10				
61	3/4	Toronto	0-4	L	26-25-10				
62	3/7	@ Dallas	3-4	L	26-26-10				
63	3/9	Calgary	4-7	L	26-27-10				
64	3/11	Montreal	0-3	L	26-28-10				
65	3/13	Edmonton	6-4	W	27-28-10				
66	3/14	@ Chicago	5-2	W	28-28-10				
67	3/16	Philadelphia	5-2	W	29-28-10				
68	3/18	Phoenix	2-2	T	29-28-11				
69	3/20	Ottawa	2-3	L	29-29-11				
70	3/22	Carolina	5-2	W	30-29-11				

PLAYER	GP	G	A	TP	+/	PIM	PP	SH	GW	S	%
Pavol Demitra	82	37	52	89	13	16	14	0	10	259	14.3
Pierre Turgeon	67	31	34	65	4	36	10	0	5	193	16.1
Al MacInnis	82	20	42	62	33	70	11	1	2	314	6.4
Scott Young	75	24	28	52	8	27	8	0	4	205	11.7
Chris Pronger	67	13	33	46	3	113	8	0	0	172	7.6
Scott Pellerin	80	20	21	41	1	42	0	5	4	138	14.5
Craig Conroy	69	14	25	39	14	38	0	1	1	134	10.4
Mike Eastwood	82	9	21	30	6	36	0	0	0	76	11.8
Pascal Rheaume	60	9	18	27	10	24	2	0	0	85	10.6
Terry Yake	60	9	18	27	-9	34	3	0	4	59	15.3
Jim Campbell	55	4	21	25	-8	41	1	0	0	99	4.0
Michel Picard	45	11	11	22	5	16	0	0	2	69	15.9
Lubos Bartekco	32	5	11	16	4	6	0	0	1	37	13.5
Michal Handzus	66	4	12	16	-9	30	0	0	0	78	5.1
Ricard Persson	54	1	12	13	4	94	0	0	0	52	1.9
Geoff Courttnall	24	5	7	12	2	28	1	0	2	60	8.3
Kelly Chase	45	3	7	10	2	143	0	0	1	25	12.0
Marty Reasoner	22	3	7	10	2	8	1	0	0	33	9.1
Jamal Mayers	34	4	5	9	-3	40	0	0	0	48	8.3
Tony Twist	63	2	6	8	0	149	0	0	0	23	8.7
Jamie Rivers	76	2	5	7	-3	47	1	0	0	78	2.6
Todd Gill	28	2	3	5	-6	16	1	0	0	36	5.6
Blair Atcheynum (NSH)	53	8	6	14	-10	16	2	0	1	70	11.4
(STL)	12	2	4	2	2	0	0	0	1	23	8.7
(TOTALS)	65	10	8	18	-8	18	2	0	2	93	10.8
Bryan Helmer (STL)	29	0	4	4	3	19	0	0	0	38	0.0
(PHX)	11	0	0	0	2	23	0	0	0	11	0.0
(TOTALS)	40	0	4	4	5	42	0	0	0	49	0.0
Jeff Finley (STL)	30	1	2	3	12	20	0	0	0	16	6.3
(NYR)	0	0	0	-1	0	0	0	0	0	0	0.0
(TOTALS)	32	1	2	3	11	20	0	0	0	16	6.3
Marc Bergevin	52	1	1	2	-14	99	0	0	0	40	2.5
Chris McAlpine	51	1	1	2	-10	50	0	0	0	56	1.8
Jim Carey	4	0	0	0	0	0	0	0	0	0	0.0
Rory Fitzpatrick	1	0	0	0	-3	2	0	0	0	0	0.0
Grant Fuhr	39	0	0	0	0	12	0	0	0	0	0.0
Jochen Hecht	3	0	0	0	-2	0	0	0	0	4	0.0
Brent Johnson	6	0	0	0	0	0	0	0	0	0	0.0
Jamie McLennan	33	0	0	0	0	0	0	0	0	0	0.0
Tyson Nash	2	0	0	0	-1	5	0	0	0	1	0.0
Rich Parent	10	0	0	0	0	2	0	0	0	0	0.0
Rudy Poeschek	16	0	0	0	0	33	0	0	0	8	0.0
Brad Shaw (STL)	12	0	0	0	0	4	0	0	0	10	0.0
(WSH)	4	0	0	0	0	4	0	0	0	5	0.0
(TOTALS)	16	0	0	0	0	8	0	0	0	15	0.0

PLAYER	GP	W	L	T/O	GA	SA	SV%	GAA	SO	MIN
Grant Fuhr	39	16	11	8	89	827	0.892	2.44	2	2,193
Jamie McLennan	33	13	14	4	70	640	0.891	2.38	3	1,763
Rich Parent	10	4	3	1	22	193	0.886	2.54	1	519
Brent Johnson	6	3	2	0	10	127	0.921	2.10	0	286
Jim Carey	4	1	2	0	13	76	0.829	3.86	0	202



ST. LOUIS BLUES

1997-1998 GAME-BY-GAME (45-29-8, 98 pts, 3rd Central Division)

#	DATE	VERSUS	SCORE	RECORD
1	10/1	Buffalo	1-3	L 0-1-0
2	10/3	Phoenix	7-2	W 1-1-0
3	10/4	@ Dallas	2-1	W 2-1-0
4	10/9	Los Angeles	3-2	OT W 3-1-0
5	10/11	Florida	5-3	W 4-1-0
6	10/13	Carolina	3-1	W 5-1-0
7	10/17	@ Chicago	2-0	W 6-1-0
8	10/18	N.Y. Rangers	5-3	W 7-1-0
9	10/20	@ Detroit	3-3	T 7-1-1
10	10/22	@ Carolina	3-4	L 7-2-1
11	10/23	Vancouver	4-1	W 8-2-1
12	10/25	Washington	5-2	W 9-2-1
13	10/29	@ Philadelphia	3-2	W 10-2-1
14	10/30	Colorado	2-2	T 10-2-2
15	11/1	San Jose	2-0	W 11-2-2
16	11/3	Philadelphia	1-5	L 11-3-2
17	11/6	@ Chicago	1-2	L 11-4-2
18	11/8	@ Colorado	1-4	L 11-5-2
19	11/10	@ Dallas	7-1	W 12-5-2
20	11/13	Boston	4-2	W 13-5-2
21	11/15	Detroit	5-2	W 14-5-2
22	11/17	@ Toronto	3-2	W 15-5-2
23	11/20	Edmonton	0-3	L 15-6-2
24	11/22	Anaheim	0-2	L 15-7-2
25	11/25	@ Phoenix	2-3	L 15-8-2
26	11/27	Los Angeles	2-2	T 15-8-3
27	11/29	@ N.Y. Islanders	2-4	L 15-9-3
28	12/2	@ New Jersey	3-1	W 16-9-3
29	12/4	Toronto	4-3	W 17-9-3
30	12/6	Calgary	4-3	OT W 18-9-3
31	12/8	Vancouver	5-1	W 19-9-3
32	12/10	@ Montreal	3-4	OT L 19-10-3
33	12/11	@ Ottawa	2-1	W 20-10-3
34	12/13	Edmonton	1-4	L 20-11-3
35	12/15	Ottawa	1-3	L 20-12-3
36	12/18	New Jersey	4-4	T 20-12-4
37	12/20	Pittsburgh	4-1	W 21-12-4
38	12/22	@ Tampa Bay	2-2	T 21-12-5
39	12/23	@ Florida	3-2	W 22-12-5
40	12/26	Chicago	1-4	L 22-13-5
41	12/27	Anaheim	5-5	T 22-13-6
42	12/29	@ Washington	2-4	L 22-14-6
43	12/31	@ Detroit	2-5	L 22-15-6
44	1/3	Calgary	4-3	W 23-15-6
45	1/6	@ San Jose	5-1	W 24-15-6
46	1/7	@ Vancouver	3-2	W 25-15-6
47	1/10	@ Calgary	5-1	W 26-15-6
48	1/12	@ Edmonton	1-2	L 26-16-6
49	1/14	Dallas	1-2	OT L 26-17-6
50	1/20	@ N.Y. Rangers	1-3	L 26-18-6
51	1/22	N.Y. Islanders	3-3	T 26-18-7
52	1/24	@ Chicago	4-5	L 26-19-7
53	1/26	@ Pittsburgh	2-4	L 26-20-7
54	1/27	@ Buffalo	3-3	T 26-20-8
55	1/29	Toronto	2-0	W 27-20-8
56	1/31	Dallas	6-3	W 28-20-8
57	2/4	@ Toronto	2-3	L 28-21-8
58	2/5	@ Boston	3-1	W 29-21-8
59	2/7	Detroit	4-1	W 30-21-8
60	2/26	@ San Jose	1-3	L 30-22-8
61	2/28	@ Los Angeles	5-2	W 31-22-8
62	3/1	@ Anaheim	6-2	W 32-22-8
63	3/3	Chicago	5-3	W 33-22-8
64	3/5	Montreal	4-0	W 34-22-8
65	3/7	Dallas	2-1	W 35-22-8
66	3/9	@ Vancouver	4-0	W 36-22-8
67	3/11	@ Colorado	2-3	L 36-23-8
68	3/14	Phoenix	0-2	L 36-24-8
69	3/21	@ Edmonton	0-2	L 36-25-8

#	DATE	VERSUS	SCORE	RECORD
70	3/22	@ Calgary	3-5	L 36-26-8
71	3/26	Tampa Bay	3-2	W 37-26-8
72	3/28	Detroit	3-2	W 38-26-8
73	3/30	San Jose	6-2	W 39-26-8
74	4/1	@ Toronto	6-4	W 40-26-8
75	4/4	Colorado	4-1	W 41-26-8
76	4/7	@ Detroit	3-5	L 41-27-8
77	4/9	Chicago	3-2	W 42-27-8
78	4/11	Phoenix	3-4	L 42-28-8
79	4/12	@ Dallas	3-4	L 42-28-8
80	4/16	@ Los Angeles	7-3	W 43-29-8
81	4/18	@ Phoenix	5-4	W 44-29-8
82	4/19	@ Anaheim	5-3	W 45-29-8

PLAYER	GP	G	A	TP	+/-	PIM	PP	SH	GW	S	%	
Brett Hull	66	27	45	72	-1	26	10	0	6	211	12.8	
Pierre Turgeon	60	22	46	68	13	24	6	0	4	140	15.7	
Geoff Courtnall	79	31	31	62	12	94	6	0	5	189	16.4	
Steve Duchesne	80	14	42	56	9	32	5	1	1	153	9.2	
Pavol Demitra	61	22	30	52	11	22	4	4	6	147	15.0	
Al MacInnis	71	19	30	49	6	80	9	1	2	227	8.4	
Craig Conroy	81	14	29	43	20	46	0	3	1	118	11.9	
Jim Campbell	76	22	19	41	0	55	7	0	6	147	15.0	
Chris Pronger	81	9	27	36	47	180	1	0	2	145	6.2	
Scott Pellerin	80	8	21	29	14	62	1	1	0	96	8.3	
Blair Atcheynum	61	11	15	26	5	10	1	3	103	10.7		
Terry Yake	65	10	15	25	1	38	3	1	4	60	16.7	
Darren Turcotte	62	12	6	18	6	26	3	0	1	75	16.0	
Pascal Rheaume	48	6	9	15	4	35	1	0	0	45	13.3	
Joe Murphy	27	4	9	13	8	22	2	0	0	52	7.7	
Harry York	58	4	6	10	0	31	0	0	0	42	9.5	
Mark Bergevin	81	3	7	10	-2	90	0	0	0	40	7.5	
Chris McAlpine	54	3	7	10	14	36	0	0	0	35	8.6	
Todd Gill	(SJS)	64	8	13	21	-13	31	4	0	1	100	8.0
	(STL)	11	5	4	9	2	10	3	0	1	22	22.7
(TOTALS)	75	13	17	30	-11	41	7	0	2	122	10.7	
Michel Picard	16	1	8	9	3	29	0	0	0	19	5.3	
Rudy Poeschek	50	1	7	8	-5	64	0	0	0	29	3.4	
Kelly Chase	67	4	3	7	10	231	0	0	1	29	13.8	
Jamie Rivers	59	2	4	6	5	36	1	0	1	53	3.8	
Tony Twist	60	1	1	2	-4	105	0	0	0	17	5.9	
Grant Fuhr	58	0	2	2	0	6	0	0	0	0	0.0	
Chris Kenady	5	0	2	2	1	0	0	0	0	3	0.0	
Mike Eastwood (NYR)	48	5	5	10	-2	16	0	0	0	34	14.7	
(STL)	10	1	0	1	0	6	0	0	1	4	25.0	
(TOTALS)	58	6	5	11	-2	22	0	0	1	38	15.8	
Libor Zabransky	6	0	1	1	-3	6	0	0	0	2	0.0	
Jamie McLennan	30	0	0	0	0	4	0	0	0	0	0.0	
Rich Parent	1	0	0	0	0	0	0	0	0	0	0.0	
Ricard Persson	1	0	0	0	0	0	0	0	0	0	0.0	

PLAYER	GP	W	L	T/O	GA	SA	SV%	GAA	SO	MIN
Grant Fuhr	58	29	21	6	138	1,354	0.898	2.53	3	3,274
Jamie McLennan	30	16	8	2	60	618	0.903	2.17	2	1,658
Rich Parent	1	0	0	0	0	1	1.000	0.00	0	12

ALL-TIME TEAM & INDIVIDUAL RECORDS & STATS

1996-1997 GAME-BY-GAME (36-35-11, 83 pts, 4th Central Division)

#	DATE	VERSUS	SCORE	RECORD
1	10/4	Colorado	4-2	W 1-0-0
2	10/6	Chicago	1-4	L 1-1-0
3	10/9	@ Calgary	3-1	W 2-1-0
4	10/11	@ Edmonton	3-1	W 3-1-0
5	10/12	@ Vancouver	3-5	L 3-2-0
6	10/14	@ Chicago	4-6	L 3-3-0
7	10/17	Toronto	6-1	W 4-3-0
8	10/18	@ N.Y. Rangers	1-2	L 4-4-0
9	10/20	San Jose	2-3	L 4-5-0
10	10/22	@ Phoenix	2-1	W 5-5-0
11	10/26	Washington	4-6	L 5-6-0
12	10/30	@ Colorado	3-6	L 5-7-0
13	11/1	Buffalo	2-4	L 5-8-0
14	11/3	Dallas	6-3	W 6-8-0
15	11/5	@ Toronto	3-6	L 6-9-0
16	11/8	@ Vancouver	4-2	W 7-9-0
17	11/9	@ Calgary	3-2	W 8-9-0
18	11/14	Tampa Bay	5-3	W 9-9-0
19	11/16	Calgary	2-0	W 10-9-0
20	11/17	Anaheim	4-2	W 11-9-0
21	11/19	@ Pittsburgh	2-4	L 11-10-0
22	11/21	Phoenix	4-3	W 12-10-0
23	11/23	Florida	1-3	L 12-11-0
24	11/27	@ Anaheim	3-2	W 13-11-0
25	12/1	San Jose	3-4	L 13-12-0
26	12/3	@ Toronto	0-2	L 13-13-0
27	12/5	Phoenix	0-3	L 13-14-0
28	12/6	@ Colorado	4-3	W 14-14-0
29	12/8	@ Edmonton	3-2	W 15-14-0
30	12/11	@ Dallas	5-5	T 15-14-1
31	12/13	Chicago	1-4	L 15-15-1
32	12/15	Vancouver	0-8	L 15-16-1
33	12/17	@ Hartford	3-5	L 15-17-1
34	12/19	Pittsburgh	0-4	L 15-18-1
35	12/21	@ Philadelphia	0-4	L 15-19-1
36	12/22	Los Angeles	7-4	W 16-19-1
37	12/26	@ Chicago	4-4	T 16-19-2
38	12/27	Toronto	2-3	L 16-20-2
39	12/29	Boston	4-2	W 17-20-2
40	1/2	Montreal	2-2	T 17-20-3
41	1/3	@ Buffalo	2-2	T 17-20-4
42	1/5	@ New Jersey	5-3	W 18-20-4
43	1/7	Edmonton	2-5	L 18-21-4
44	1/9	@ San Jose	4-3	W 19-21-4
45	1/11	@ Los Angeles	1-2	L 19-22-4
46	1/15	@ Phoenix	4-1	W 20-22-4
47	1/20	@ N.Y. Islanders	6-4	W 21-22-4
48	1/23	Vancouver	4-3	W 22-22-4
49	1/25	@ Montreal	8-1	W 23-22-4
50	1/27	Anaheim	1-4	L 23-23-4
51	1/29	@ Toronto	4-0	W 24-23-4
52	1/30	@ Ottawa	5-2	W 25-23-4
53	2/1	Detroit	1-4	L 25-24-4
54	2/4	@ Detroit	1-1	T 25-24-5
55	2/6	Dallas	6-4	W 26-24-5
56	2/8	@ Boston	3-3	T 26-24-6
57	2/10	Phoenix	2-4	L 26-25-6
58	2/13	N.Y. Rangers	4-1	W 27-25-6
59	2/15	Colorado	2-5	L 27-26-6
60	2/17	Chicago	4-2	W 28-26-6
61	2/20	Ottawa	1-1	T 28-26-7
62	2/22	Detroit	2-2	T 28-26-8
63	2/23	Calgary	3-5	L 28-27-8
64	2/25	@ Tampa Bay	2-3	L 28-28-8
65	2/27	@ Florida	2-3	L 28-29-8
66	3/5	@ Dallas	2-3	L 28-30-8
67	3/9	Edmonton	1-4	L 28-31-8
68	3/11	@ San Jose	4-3	W 29-31-8
69	3/13	@ Los Angeles	4-2	W 30-31-8
70	3/14	@ Anaheim	4-4	T 30-31-9

#	DATE	VERSUS	SCORE	RECORD
71	3/17	@ Phoenix	2-3	L 30-32-9
72	3/20	Hartford	4-1	W 31-32-9
73	3/23	Dallas	1-4	L 31-33-9
74	3/25	@ Washington	2-3	L 31-34-9
75	3/27	Los Angeles	2-1	W 32-34-9
76	3/30	Philadelphia	3-2	W 33-34-9
77	4/1	@ Detroit	1-1	T 33-34-10
78	4/3	N.Y. Islanders	5-5	T 33-34-11
79	4/6	New Jersey	0-2	L 33-35-11
80	4/9	@ Chicago	1-0	W 34-35-11
81	4/10	Toronto	5-1	W 35-35-11
82	4/13	@ Detroit	3-1	W 36-35-11

PLAYER	GP	G	A	TP	+/	PIM	PP	SH	GW	S	S%
Brett Hull	77	42	40	82	-9	10	12	2	6	302	13.9
Pierre Turgeon (STL)	69	25	49	74	4	12	5	0	7	194	12.9
(MTL)	9	1	10	11	4	2	0	0	0	22	4.5
(TOTALS)	78	26	59	85	8	14	5	0	7	216	12.0
Geoff Courtnall	82	17	40	57	3	86	4	0	2	203	8.4
Joe Murphy	75	20	25	45	-1	69	4	1	2	151	13.2
Jim Campbell	68	23	20	43	3	68	5	0	6	169	13.6
Al MacInnis	72	13	30	43	2	65	6	1	1	296	4.4
Stephane Matteau	74	16	20	36	11	50	1	2	2	98	16.3
Chris Pronger	79	11	24	35	15	143	4	0	0	147	7.5
Harry York	74	14	18	32	1	24	3	1	3	86	16.3
Igor Kravchuk	82	4	24	28	7	35	1	0	0	142	2.8
Robert Petrovicky	44	7	12	19	2	10	0	0	1	54	13.0
Scott Pellerin	54	8	10	18	12	35	0	2	2	76	10.5
Craig Conroy	61	6	11	17	0	43	0	0	1	74	8.1
Peter Zezel	35	4	9	13	6	12	0	0	1	49	8.2
Ricard Persson (STL)	53	4	8	12	-2	45	1	0	0	68	5.9
(NJD)	1	0	0	0	0	0	0	0	0	2	0.0
(TOTALS)	54	4	8	12	-2	45	3	0	0	70	5.7
Craig MacTavish	50	2	5	7	-12	33	0	0	0	26	7.7
Brian Noonan	13	2	5	7	2	0	0	0	0	13	15.4
Jamie Rivers	15	2	5	7	-4	6	1	0	0	9	22.2
Libor Zabransky	34	1	5	6	-1	44	0	0	1	26	3.8
Mike Peluso (STL)	44	2	3	5	0	158	0	0	0	23	8.7
(NJD)	20	0	2	2	0	68	0	0	0	14	0.0
(TOTALS)	64	2	5	7	0	226	0	0	0	37	5.4
Sergio Momesso (STL)	31	1	3	4	-4	37	0	0	0	32	3.1
(NJR)	9	0	0	0	-2	11	0	0	0	11	0.0
(TOTALS)	40	1	3	4	-6	48	0	0	0	43	2.3
Marc Bergevin	82	0	4	4	-9	53	0	0	0	30	0.0
Pavol Demitra	8	3	0	3	0	2	2	0	1	15	20.0
Shayne Corson	11	2	1	3	-4	24	1	0	0	19	10.5
Stephen Leach	17	2	1	3	-2	24	0	0	0	33	6.1
Konstantin Shafranov	5	2	1	3	1	0	0	0	0	8	25.0
Rob Pearson	18	1	2	3	-5	37	0	0	0	14	7.1
Tony Twist	64	1	2	3	-8	121	0	0	0	21	4.8
Murray Baron	11	0	2	2	-4	11	0	0	0	7	0.0
Grant Fuhr	73	0	2	2	0	6	0	0	0	0	0.0
Trent Yawney	39	0	2	2	2	17	0	0	0	8	0.0
Yuri Khmylev	2	1	0	1	-1	2	0	0	0	3	33.3
Gary Leeman	2	0	1	1	0	0	0	0	0	3	0.0
Jamal Mayers	6	0	1	1	-3	2	0	0	0	7	0.0
Christer Olsson	5	0	1	1	1	0	0	0	0	2	0.0
Jon Casey	15	0	0	0	0	0	0	0	0	0	0.0
Rory Fitzpatrick (MTL)	6	0	1	1	-4	8	0	0	0	6	0.0
(STL)	2	0	0	0	-2	2	0	0	0	1	0.0
(TOTALS)	8	0	1	1	-4	8	0	0	0	6	0.0
Chris McAlpine	15	0	0	0	-2	24	0	0	0	3	0.0
Alexander Vasilevski	3	0	0	0	-1	2	0	0	0	3	0.0

PLAYER	GP	W	L	T/O	GA	SA	SV%	GAA	SO	MIN
Grant Fuhr	73	33	27	11	193	1,940	0.901	2.72	3	4,261
Jon Casey	15	3	8	0	40	299	0.866	3.39	0	707



ST. LOUIS BLUES

1995-1996 GAME-BY-GAME (32-34-16, 80 pts, 4th Central Division)

#	DATE	VERSUS	SCORE	RECORD	#	DATE	VERSUS	SCORE	RECORD
1	10/7	@ Washington	1-4	L	0-1-0				
2	10/10	Edmonton	5-3	W	1-1-0				
3	10/12	@ Dallas	3-1	W	2-1-0				
4	10/14	Colorado	4-1	W	3-1-0				
5	10/17	Boston	4-7	L	3-2-0				
6	10/19	Dallas	1-1	T	3-2-1				
7	10/21	Chicago	1-4	L	3-3-1				
8	10/22	@ Buffalo	2-5	L	3-4-1				
9	10/25	@ Hartford	4-2	W	4-4-1				
10	10/27	Anaheim	4-2	W	5-4-1				
11	10/29	Washington	1-3	L	5-5-1				
12	11/1	@ Anaheim	0-3	L	5-6-1				
13	11/4	@ San Jose	3-7	L	5-7-1				
14	11/7	Los Angeles	0-1	L	5-8-1				
15	11/10	Winnipeg	3-2	W	6-8-1				
16	11/11	@ N.Y. Islanders	4-1	W	7-8-1				
17	11/14	N.Y. Rangers	1-1	T	7-8-2				
18	11/16	San Jose	3-1	W	8-8-2				
19	11/18	@ Boston	2-5	L	8-9-2				
20	11/21	@ Toronto	2-5	L	8-10-2				
21	11/23	Vancouver	2-3	L	8-11-2				
22	11/25	Toronto	2-2	T	8-11-3				
23	11/27	Buffalo	0-2	L	8-12-3				
24	11/29	Montreal	5-4	W	9-12-3				
25	11/30	@ Winnipeg	4-1	W	10-12-3				
26	12/2	@ Edmonton	7-3	W	11-12-3				
27	12/5	@ Calgary	1-1	T	11-12-3				
28	12/8	@ Vancouver	6-3	W	12-12-4				
29	12/9	@ Los Angeles	2-1	W	13-12-4				
30	12/12	Detroit	2-5	L	13-13-4				
31	12/14	Calgary	3-3	T	13-13-5				
32	12/16	San Jose	3-2	W	14-13-5				
33	12/19	N.Y. Islanders	4-1	W	15-13-5				
34	12/22	@ Colorado	1-2	L	15-14-5				
35	12/23	@ Winnipeg	1-2	L	15-15-5				
36	12/26	@ Detroit	2-3	L	15-16-5				
37	12/28	Dallas	4-1	W	16-16-5				
38	12/30	Toronto	3-4	OT L	16-17-5				
39	1/4	@ Chicago	3-1	W	17-17-5				
40	1/6	Pittsburgh	3-2	W	18-17-5				
41	1/9	@ New Jersey	2-4	L	18-18-5				
42	1/11	@ Philadelphia	4-4	T	18-18-6				
43	1/13	@ Montreal	3-3	T	18-18-7				
44	1/14	@ N.Y. Rangers	3-3	T	18-18-8				
45	1/16	Edmonton	1-5	L	18-19-8				
46	1/24	@ Winnipeg	6-5	W	19-19-8				
47	1/27	Tampa Bay	2-1	W	20-19-8				
48	1/29	@ Ottawa	2-4	L	20-20-8				
49	1/31	@ Toronto	4-0	W	21-20-8				
50	2/1	Vancouver	2-2	T	21-20-9				
51	2/3	Philadelphia	3-7	L	21-21-9				
52	2/6	Dallas	2-5	L	21-22-9				
53	2/8	Chicago	1-6	L	21-23-9				
54	2/10	@ Dallas	6-3	W	22-23-9				
55	2/11	@ Florida	2-2	T	22-23-10				
56	2/13	@ Tampa Bay	3-2	W	23-23-10				
57	2/16	Detroit	4-3	W	24-23-10				
58	2/18	Winnipeg	3-0	W	25-23-10				
59	2/20	Ottawa	1-7	L	25-24-10				
60	2/22	@ Chicago	4-3	OT W	26-24-10				
61	2/24	Los Angeles	2-2	T	26-24-11				
62	2/29	@ Vancouver	2-2	T	26-24-12				
63	3/3	@ Edmonton	4-3	W	27-24-12				
64	3/5	Florida	2-0	W	28-24-12				
65	3/7	Calgary	2-4	L	28-25-12				
66	3/9	Hartford	6-3	W	29-25-12				
67	3/12	@ Calgary	2-4	L	29-26-12				
68	3/15	@ San Jose	4-2	W	30-26-12				
69	3/17	@ Anaheim	1-5	L	30-27-12				
70	3/18	@ Los Angeles	3-1	W	31-27-12				
71	3/20	@ Dallas	1-2	L	31-28-12				
72	3/22	Anaheim	1-6	L	31-29-12				
73	3/24	Detroit	2-2	T	31-29-13				
74	3/26	@ Pittsburgh	4-8	L	31-30-13				
75	3/28	New Jersey	4-4	T	31-30-14				
76	3/31	@ Detroit	1-8	L	31-31-14				
77	4/3	@ Colorado	6-3	W	32-31-14				
78	4/4	Toronto	1-3	L	32-32-14				
79	4/6	@ Toronto	1-5	L	32-33-14				
80	4/8	Winnipeg	2-2	T	32-33-15				
81	4/11	Colorado	2-3	L	32-34-15				
82	4/14	@ Chicago	2-2	T	32-34-16				

PLAYER	GP	G	A	TP	+/-	PIM	PP	SH	GW	S	S%
Brett Hull	70	43	40	83	4	30	16	5	6	327	13.1
Al MacInnis	82	17	44	61	5	88	9	1	1	317	5.4
Shayne Corson	77	18	28	36	3	192	13	0	0	150	12.0
Dale Hawerchuk	66	13	28	41	5	22	5	0	0	136	9.6
G Geoff Trnka	69	24	16	40	-9	101	7	1	1	228	10.5
Brian Noonan	81	13	22	35	2	84	3	1	6	131	9.9
Chris Pronger	78	7	18	25	-18	110	3	1	1	138	5.7
Adam Creighton	61	11	10	21	0	78	2	0	3	98	11.2
Wayne Gretzky (LAK)	62	15	66	81	-7	32	5	0	2	144	10.4
(STL)	18	8	13	21	-6	2	1	1	1	51	15.7
(TOTALS)	80	23	79	102	-13	34	6	1	3	195	11.8
Peter Zedel	57	8	13	21	-2	12	2	0	1	87	9.2
Stephane Matteau (STL)	46	7	13	20	-4	65	3	0	2	70	10.0
(NYR)	32	4	2	6	-4	22	1	0	0	39	10.3
(TOTALS)	78	11	15	26	-6	87	4	0	2	109	10.1
Craig Johnson	49	8	7	15	-4	30	1	0	0	69	11.6
Mike Hudson	(STL)	32	3	12	15	7	26	0	0	32	9.4
(TOR)	27	2	0	2	-5	29	0	0	0	27	7.4
(TOTALS)	59	5	12	17	2	55	0	0	0	59	8.5
Igor Kravchuk	(STL)	40	3	12	15	-6	24	0	0	114	2.6
(EDM)	26	4	4	8	-13	10	3	0	0	59	6.8
(TOTALS)	66	7	16	23	-19	34	3	0	1	173	4.0
Jeff Norton	36	4	7	11	4	26	0	0	1	33	12.1
Murray Baron	82	2	9	11	3	190	0	0	0	86	2.3
Rob Pearson	27	6	4	10	4	54	1	0	1	51	11.8
Christer Oleson	26	2	8	10	-6	14	2	0	0	32	6.3
Ian Laperriere	33	3	6	9	-4	87	1	0	0	33	9.7
David Roberts	28	1	6	7	-7	12	1	0	1	35	2.9
Stephen Leach	(BOS)	59	9	13	22	-4	86	1	0	224	7.3
(STL)	14	2	4	6	-3	22	0	0	0	33	6.1
(TOTALS)	73	11	17	28	-7	108	1	0	2	157	7.0
Tony Twist	51	3	2	5	-1	100	0	0	1	12	25.0
Roman Vopat	25	2	3	5	-8	48	1	0	1	33	6.1
Esa Tikkanen	11	1	4	5	1	18	0	1	0	19	5.3
Glenn Anderson	(STL)	17	4	6	10	0	27	0	0	36	11.1
(EDM)	15	2	2	4	-11	6	2	0	0	35	5.7
(TOTALS)	32	6	8	14	-13	33	2	0	1	71	8.5
J.J. Daigneault	37	1	3	4	-6	24	0	0	0	45	2.2
Denis Chasse	42	3	0	3	-9	108	1	0	1	25	12.0
Patrice Jarfidi	23	3	0	3	-2	12	0	0	1	21	14.3
Jay Wells	16	0	3	3	-8	67	0	0	0	24	0.0
Basil McRae	18	1	1	2	-5	40	0	0	0	5	20.0
Paul Broten	17	0	1	1	-1	4	0	0	0	11	0.0
Dallas Eakins	16	0	1	1	-1	34	0	0	0	6	0.0
Grant Fuhr	19	0	1	1	0	8	0	0	0	3	0.0
Greg Gilbert	17	0	1	1	-1	8	0	0	0	9	0.0
Yuri Khmylev	(BUF)	66	8	20	28	-12	40	5	1	123	6.5
(STL)	7	0	1	1	-5	0	0	0	0	13	0.0
(TOTALS)	73	8	21	29	-17	40	5	1	1	136	5.9
Craig MacTavish	(PHI)	55	5	8	13	-3	62	0	1	42	11.9
(STL)	13	0	1	1	-6	8	0	0	0	16	0.0
(TOTALS)	68	5	9	14	-9	70	0	1	1	58	8.6
Jon Casey	9	0	0	0	0	0	0	0	0	0	0.0
Donald Dufresne	3	0	0	0	-2	4	0	0	0	1	0.0
Charlie Huddy	(BUF)	52	5	5	10	-5	59	2	1	57	8.8
(STL)	12	0	0	0	-7	6	0	0	0	13	0.0
(TOTALS)	64	5	5	10	-12	65	2	1	1	70	7.1
Pat Jablonski	1	0	0	0	0	0	0	0	0	0	0.0
Fred Knipscheer	1	0	0	0	0	2	0	0	0	2	0.0
Bruce Racine	11	0	0	0	0	2	0	0	0	0	0.0
Jamie Rivers	3	0	0	0	-1	2	0	0	0	5	0.0
Kevin Sawyer	32	0	0	0	-2	23	0	0	0	1	0.0
Ken Sutton	(EDM)	6	0	0	0	-1	4	0	0	41	0.0
(STL)	6	0	0	0	-1	4	0	0	0	3	0.0
(TOTALS)	38	0	0	0	-13	43	0	0	0	41	0.0
Alexander Vasilevski	1	0	0	0	-1	0	0	0	0	0	0.0

PLAYER	GP	W	L	T/O	GA	SA	SV%	GAA	SO	MIN
Grant Fuhr	79	30	28	16	209	2,157	0.903	2.87	3	4,365
Jon Casey	9	2	3	0	25	180	0.861	3.80	0	395
Pat Jablonski	(MTL)	5	9	6	62	676	0.908	2.94	0	1,264
(STL)	1	0	0	0	1	5	0.800	7.50	0	8
(TOTALS)	24	5	9	6	63	681	0.907	2.97	0	1,272
Bruce Racine	11	0	3	0	12	101	0.881	3.13	0	230

ALL-TIME TEAM & INDIVIDUAL RECORDS & STATS

1994-1995 GAME-BY-GAME (28-15-5, 61 pts, 2nd Central Division)

#	DATE	VERSUS	SCORE	RECORD	PLAYER	GP	G	A	TP	+/-	PIM	PP	SH	GW	S	S%	
1	1/20	@ San Jose	5-2	W	1-0-0	Brett Hull	48	29	21	50	13	10	9	3	6	200	14.5
2	1/21	@ Vancouver	7-1	W	2-0-0	Brendan Shanahan	45	20	21	41	7	136	6	2	6	153	13.1
3	1/24	@ Calgary	4-6	L	2-1-0	Steve Duchesne	47	12	26	38	29	36	1	0	1	116	10.3
4	1/26	Los Angeles	3-1	W	3-1-0	Esa Tikkanen	43	12	23	35	13	22	5	2	1	107	11.2
5	1/28	Vancouver	1-3	L	3-2-0	Adam Creighton	48	14	20	34	17	74	3	0	1	81	17.3
6	1/31	Anaheim	7-2	W	4-2-0	Al MacInnis	32	8	20	28	19	43	2	0	0	110	7.3
7	2/2	@ Winnipeg	5-4	OT W	5-2-0	Ian Laperriere	37	13	14	27	12	85	1	0	1	53	24.5
8	2/4	Dallas	7-4	W	6-2-0	Glenn Anderson	36	12	14	26	9	37	0	0	3	54	22.2
9	2/7	Los Angeles	5-5	T	6-2-1	Greg Gilbert	46	11	14	25	22	11	0	0	3	57	19.3
10	2/9	Chicago	0-5	L	6-3-1	Jeff Norton	28	2	18	20	21	33	0	0	1	27	7.4
11	2/11	Winnipeg	2-3	L	6-4-1	(SJS)	20	1	9	10	1	39	0	0	0	21	4.8
12	2/13	Calgary	4-2	W	7-4-1	(TOTALS)	48	3	27	30	22	72	0	0	1	48	6.3
13	2/17	@ Winnipeg	4-3	W	8-4-1	Bill Houlder	41	5	13	18	16	20	1	0	0	59	8.5
14	2/18	@ Toronto	1-3	L	8-5-1	Denis Chasse	47	7	9	16	12	133	1	0	0	48	14.6
15	2/20	Edmonton	4-0	W	9-5-1	Guy Carbonneau	42	5	11	16	11	16	1	0	1	33	15.2
16	2/22	San Jose	4-3	W	10-5-1	Patrice Tardif	27	3	10	13	4	29	1	0	0	46	6.5
17	2/25	@ Detroit	3-2	W	11-5-1	David Roberts	19	6	5	11	2	10	3	0	2	41	14.6
18	2/27	Toronto	3-2	W	12-5-1	Vitali Karamnov	26	3	7	10	7	14	0	0	0	22	13.6
19	3/5	@ Dallas	1-2	L	12-6-1	Doug Lidster	37	2	7	9	9	12	1	0	0	37	5.4
20	3/7	Anaheim	6-3	W	13-6-1	Craig Janney	8	2	5	7	3	0	1	0	0	9	22.2
21	3/9	Calgary	5-1	W	14-6-1	Kevin Miller	15	2	5	7	4	0	0	0	0	19	10.5
22	3/12	Detroit	1-2	L	14-7-1	Craig Johnson	15	3	3	6	4	6	0	0	0	19	15.8
23	3/14	@ Edmonton	5-6	L	14-8-1	Todd Elik	22	7	10	17	3	18	4	0	0	50	14.0
24	3/16	@ Los Angeles	2-2	OT T	14-8-2	(STL)	13	2	4	6	5	4	0	0	0	26	7.7
25	3/19	@ Anaheim	4-2	W	15-8-2	(TOTALS)	35	9	14	23	8	22	4	0	0	76	11.8
26	3/20	@ Los Angeles	3-5	L	15-9-2	Rick Zombo	23	1	4	5	7	24	0	0	1	18	5.6
27	3/22	@ Calgary	3-4	L	15-10-2	Murray Baron	39	0	5	5	9	93	0	0	0	28	0.0
28	3/26	Edmonton	5-1	W	16-10-2	Basil McRae	21	0	5	5	4	72	0	0	0	14	0.0
29	3/27	@ Dallas	3-2	W	17-10-2	Tony Twist	28	3	0	3	0	89	0	0	1	8	37.5
30	3/29	@ Chicago	3-1	W	18-10-2	Donald Dufresne	22	0	3	3	2	10	0	0	0	11	0.0
31	3/31	San Jose	4-1	W	19-10-2	Peter Stastny	6	1	1	2	1	0	0	0	0	9	11.1
32	4/2	@ Detroit	3-3	OT T	19-10-3	Curtis Joseph	36	0	1	1	0	0	0	0	0	0	0.0
33	4/3	Toronto	5-2	W	20-10-3	Geoff Sarjeant	4	0	1	1	0	2	0	0	0	0	0.0
34	4/5	@ Toronto	6-4	W	21-10-3	Jeff Batters	10	0	0	0	-5	21	0	0	0	3	0.0
35	4/9	Dallas	2-3	L	21-11-3	Philippe Bozon	1	0	0	0	0	0	0	0	0	0	0.0
36	4/11	Winnipeg	7-5	W	22-11-3	Jon Casey	19	0	0	0	0	0	0	0	0	0	0.0
37	4/13	@ Winnipeg	2-5	L	22-12-3	Denny Felsner	3	0	0	0	-1	2	0	0	0	2	0.0
38	4/16	Detroit	6-5	W	23-12-3	Terry Hollinger	5	0	0	0	-1	2	0	0	0	1	0.0
39	4/18	Vancouver	4-1	W	24-12-3	Daniel Laperriere	4	0	0	0	1	15	0	0	0	0	0.0
40	4/19	@ Chicago	2-2	OT T	24-12-4	Vitali Prokhorov	2	0	0	0	1	0	0	0	0	0	0.0
41	4/21	Toronto	3-1	W	25-12-4												
42	4/23	Chicago	2-2	OT T	25-12-5												
43	4/25	@ Dallas	8-4	W	26-12-5												
44	4/27	@ Edmonton	2-3	OT L	26-13-5												
45	4/28	@ Vancouver	1-3	L	26-14-5												
46	4/30	@ San Jose	4-3	W	27-14-5												
47	5/1	@ Anaheim	5-3	W	28-14-5												
48	5/3	Detroit	2-3	L	28-15-5												

PLAYER	GP	W	L	T/O	GA	SA	SV%	GAA	SO	MIN
Curtis Joseph	36	20	10	1	89	904	0.902	2.79	1	1,914
Jon Casey	19	7	5	4	40	400	0.900	2.75	0	872
Geoff Sarjeant	4	1	0	0	6	52	0.885	3.00	0	120



ST. LOUIS BLUES

1993-1994 GAME-BY-GAME (40-33-11, 91 pts, 4th Central Division)

#	DATE	VERSUS	SCORE	RECORD
1	10/7	Florida	5-3	W 1-0-0
2	10/9	Ottawa	7-5	W 2-0-0
3	10/13	@ Detroit	5-2	W 3-0-0
4	10/16	@ Dallas	0-4	L 3-1-0
5	10/19	@ San Jose	4-1	W 4-1-0
6	10/21	San Jose	5-2	W 5-1-0
7	10/23	@ Pittsburgh	3-3	T 5-1-1
8	10/26	@ Chicago	2-9	L 5-2-1
9	10/28	Hartford	2-1	W 6-2-1
10	10/30	@ Boston	2-1	W 7-2-1
11	11/1	@ Hartford	4-2	W 8-2-1
12	11/3	@ Winnipeg	3-0	W 9-2-1
13	11/6	Edmonton	6-5	OT W 10-2-1
14	11/9	Pittsburgh	3-3	T 10-2-2
15	11/11	Toronto	3-2	W 11-2-2
16	11/13	@ Los Angeles	3-6	L 11-3-2
17	11/16	@ Vancouver	0-3	L 11-4-2
18	11/18	Calgary	3-3	T 11-4-3
19	11/20	Los Angeles	4-1	W 12-4-3
20	11/21	Detroit	2-2	T 12-4-4
21	11/24	@ Washington	2-5	L 12-5-4
22	11/26	New Jersey	6-6	T 12-5-5
23	11/28	Winnipeg	3-4	L 12-6-5
24	12/1	@ Toronto	2-4	L 12-7-5
25	12/2	Toronto	4-5	L 12-8-5
26	12/4	Dallas	4-3	W 13-8-5
27	12/7	Chicago	3-2	W 14-8-5
28	12/9	@ Detroit	2-3	L 14-9-5
29	12/11	@ Los Angeles	1-9	L 14-10-5
30	12/12	@ Anaheim	1-2	OT L 14-11-5
31	12/15	@ San Jose	3-1	W 15-11-5
32	12/17	@ Calgary	4-3	W 16-11-5
33	12/19	@ Edmonton	4-1	W 17-11-5
34	12/23	Tampa Bay	7-4	W 18-11-5
35	12/26	Chicago	3-2	W 19-11-5
36	12/27	Montreal	2-5	L 19-12-5
37	12/29	N.Y. Rangers	3-4	L 19-13-5
38	12/31	@ Winnipeg	1-2	L 19-14-5
39	1/2	Calgary	4-3	OT W 20-14-5
40	1/4	Detroit	4-4	T 20-14-6
41	1/6	@ Hartford	2-1	W 21-14-6
42	1/8	Anaheim	3-5	L 21-15-6
43	1/9	@ Dallas	1-2	L 21-16-6
44	1/13	Edmonton	6-4	W 22-16-6
45	1/15	Buffalo	2-1	W 23-16-6
46	1/18	@ N.Y. Rangers	1-4	L 23-17-6
47	1/19	@ Philadelphia	3-8	L 23-18-6
48	1/24	@ Anaheim	3-2	OT W 24-18-6
49	1/25	@ Vancouver	3-3	T 24-18-7
50	1/28	@ Edmonton	3-2	W 25-18-7
51	1/29	@ Calgary	5-3	W 26-18-7
52	2/1	Toronto	4-4	T 26-18-8
53	2/3	Quebec	3-4	L 26-19-8
54	2/5	San Jose	4-3	W 27-19-8
55	2/8	Winnipeg	6-5	W 28-19-8
56	2/10	Washington	3-4	L 28-20-8
57	2/12	Detroit	4-5	OT L 28-21-8
58	2/15	Vancouver	3-2	W 29-21-8
59	2/18	Boston	3-1	W 30-21-8
60	2/20	Anaheim	4-1	W 31-21-8
61	2/24	@ Quebec	0-6	L 31-22-8
62	2/26	@ Ottawa	11-1	W 32-22-8
63	2/28	@ New Jersey	1-5	L 32-23-8
64	3/1	@ N.Y. Islanders	2-4	L 32-24-8
65	3/3	Vancouver	0-4	L 32-25-8
66	3/7	@ Toronto	3-2	W 33-25-8
67	3/9	@ Montreal	2-7	L 33-26-8
68	3/12	N.Y. Islanders	5-5	T 33-26-9
69	3/16	@ Winnipeg	0-4	L 33-27-9

#	DATE	VERSUS	SCORE	RECORD
70	3/18	@ Toronto	2-4	L 33-28-9
71	3/20	@ Chicago	4-3	OT W 34-28-9
72	3/22	Philadelphia	3-6	L 34-29-9
73	3/23	@ Buffalo	3-2	W 35-29-9
74	3/25	Dallas	5-3	W 36-29-9
75	3/27	San Jose	3-4	L 36-30-9
76	3/30	@ Florida	3-1	W 37-30-9
77	4/1	@ Tampa Bay	3-4	L 37-31-9
78	4/3	@ Detroit	3-3	T 37-31-10
79	4/5	Chicago	5-1	W 38-31-10
80	4/7	Los Angeles	6-2	W 39-31-10
81	4/8	@ Chicago	1-6	L 39-32-10
82	4/10	Dallas	2-2	T 39-32-11
83	4/12	@ Dallas	5-9	L 39-33-11
84	4/14	Winnipeg	3-1	W 40-33-11

PLAYER	GP	G	A	TP	+/-	PIM	PP	SH	GW	S	%
Brendan Shanahan	81	52	50	102	-9	211	15	7	8	397	13.1
Brett Hull	81	57	40	97	-3	38	25	3	6	392	14.5
Craig Janney	69	16	68	84	-14	24	8	0	7	95	16.8
Jeff Brown	63	13	47	60	-13	46	7	0	3	196	6.6
Kevin Miller	75	23	25	48	6	83	6	3	5	154	14.9
Steve Duchesne	36	12	19	31	1	14	8	0	1	115	10.4
Vitali Prokhorov	55	15	10	25	-6	20	3	0	1	85	17.6
Philippe Bozon	80	9	16	25	4	42	0	1	1	118	7.6
Phil Housley	26	7	15	22	-5	12	4	0	1	60	11.7
Vitali Karamnov	59	9	12	21	-3	51	2	0	1	66	13.6
Jim Montgomery	67	6	14	20	-1	44	0	0	1	67	9.0
Petr Nedved	19	6	14	20	2	8	2	0	0	63	9.5
Ron Sutter	36	6	12	18	-1	46	1	0	2	42	14.3
Igor Korolev	73	6	10	16	-12	40	0	0	1	93	6.5
Peter Stastny	17	5	11	16	-2	4	2	0	1	30	16.7
Murray Baron	77	5	9	14	-14	123	0	0	0	73	6.8
Tony Hrkac	36	6	5	11	-11	8	1	1	1	43	14.0
Bret Hedican	61	0	11	11	-8	64	0	0	0	78	0.0
Rick Zombo	74	2	8	10	-15	85	0	0	0	53	3.8
Bob Bassen	46	2	7	9	-14	44	0	1	0	73	2.7
Doug Crossman	50	2	7	9	1	10	1	0	0	30	6.7
Tom Tilley	48	1	7	8	3	32	0	0	0	41	2.4
Kelly Chase	68	2	5	7	-5	278	0	0	0	57	3.5
Garth Butcher	43	1	6	7	-6	76	0	1	0	37	2.7
Nathan LaFayette	38	2	3	5	-9	14	0	0	0	23	8.7
David Mackey	30	2	3	5	-4	56	0	0	0	21	9.5
Daniel Laperriere	20	1	3	4	-1	8	1	0	0	20	5.0
Basil McRae	40	1	2	3	-7	103	0	0	0	23	4.3
Curtis Joseph	71	0	3	3	0	4	0	0	0	0	0.0
Alexei Kasatonov(ANA)	55	4	18	22	-8	43	1	0	1	81	4.9
(STL)	8	0	2	2	5	19	0	0	0	6	0.0
(TOTALS)	63	4	20	24	-3	62	1	0	1	87	4.6
Denny Felsner	6	1	0	1	-1	2	0	0	0	6	16.7
Denis Chasse	3	0	1	1	1	15	0	0	0	5	0.0
Jim Hrivnak	23	0	1	1	0	2	0	0	0	0	0.0
Kevin Miehme	14	0	1	1	-3	4	0	0	0	5	0.0
Jeff Batters	6	0	0	0	1	7	0	0	0	1	0.0
Terry Hollinger	2	0	0	0	1	0	0	0	0	0	0.0
Ian Laperriere	1	0	0	0	0	0	0	0	0	1	0.0
David Roberts	1	0	0	0	0	2	0	0	0	1	0.0

PLAYER	GP	W	L	T/O	GA	SA	SV%	GAA	SO	MIN
Curtis Joseph	71	36	23	11	213	2,382	0.911	3.10	1	4,127
Jim Hrivnak	23	4	10	0	69	563	0.877	4.27	0	970

ALL-TIME TEAM & INDIVIDUAL RECORDS & STATS

1992-1993 GAME-BY-GAME (37-36-11, 85 pts, 4th Norris Division)

#	DATE	VERSUS	SCORE	RECORD	#	DATE	VERSUS	SCORE	RECORD			
1	10/6	Minnesota	6-4	W	1	0-0	71	3/14	@ Minnesota	3-1	W	33-30-8
2	10/8	@ Minnesota	2-5	L	1	1-0	72	3/16	Buffalo	2-2	T	33-30-9
3	10/10	Chicago	0-3	L	1	2-0	73	3/20	@ Los Angeles	2-3	L	33-31-9
4	10/13	Tampa Bay	1-2	L	1	3-0	74	3/22	@ Vancouver	3-1	W	34-31-9
5	10/15	Minnesota	4-5	L	1	4-0	75	3/24	@ Calgary	4-2	W	35-31-9
6	10/17	@ Quebec	6-5	W	2	4-0	76	3/26	@ Winnipeg	2-4	L	35-32-9
7	10/19	@ Montreal	2-6	L	2	5-0	77	3/30	Vancouver	3-6	L	35-33-9
8	10/21	Quebec	5-5	T	2	5-1	78	4/3	Chicago	3-3	T	35-33-10
9	10/24	Detroit	1-6	L	2	6-1	79	4/4	@ Chicago	4-5	L	35-34-10
10	10/26	San Jose	4-1	W	3	6-1	80	4/6	@ Tampa Bay	2-2	T	35-34-11
11	10/29	Pittsburgh	6-4	W	4	6-1	81	4/10	@ Minnesota	3-4	L	35-35-11
12	10/31	Philadelphia	6-4	W	5	6-1	82	4/11	Minnesota	5-1	W	36-35-11
13	11/3	@ Tampa Bay	4-6	L	5	7-1	83	4/13	@ Toronto	1-2	OT L	36-36-11
14	11/5	@ Pittsburgh	4-8	L	5	8-1	84	4/15	Tampa Bay	6-5	W	37-36-11
15	11/7	@ Philadelphia	2-4	L	5	9-1						
16	11/10	Edmonton	4-4	T	5	9-2						
17	11/12	@ Chicago	0-1	L	5	10-2						
18	11/14	Winnipeg	4-2	W	6	10-2						
19	11/16	@ Toronto	2-2	T	6	10-3						
20	11/18	@ Hartford	2-5	L	6	11-3						
21	11/21	Tampa Bay	4-2	W	7	11-3						
22	11/25	@ Detroit	6-11	L	7	12-3						
23	11/26	Vancouver	7-5	W	8	12-3						
24	11/28	Detroit	2-2	T	8	12-4						
25	12/1	Hartford	8-4	W	9	12-4						
26	12/4	@ Calgary	3-5	L	9	13-4						
27	12/5	@ Edmonton	5-1	W	10	13-4						
28	12/7	@ Vancouver	3-4	L	10	14-4						
29	12/10	@ San Jose	3-2	W	11	14-4						
30	12/12	@ Los Angeles	3-6	L	11	15-4						
31	12/15	N.Y. Islanders	3-4	OT L	11	16-4						
32	12/17	N.Y. Rangers	3-4	L	11	17-4						
33	12/19	Winnipeg	0-1	L	11	18-4						
34	12/22	@ Minnesota	2-2	T	11	18-5						
35	12/26	@ Chicago	3-2	OT W	12	18-5						
36	12/27	Toronto	3-6	L	12	19-5						
37	12/31	N.Y. Islanders	5-1	W	13	19-5						
38	1/2	@ Toronto	2-2	T	13	19-6						
39	1/3	@ Buffalo	5-6	OT L	13	20-6						
40	1/5	Edmonton	6-1	W	14	20-6						
41	1/7	Calgary	3-2	OT W	15	20-6						
42	1/9	Chicago	4-1	W	16	20-6						
43	1/11	@ Detroit	1-0	W	17	20-6						
44	1/13	@ Toronto	3-4	L	17	21-6						
45	1/14	@ Ottawa	4-1	W	18	21-6						
46	1/16	@ Tampa Bay	5-3	W	19	21-6						
47	1/19	Toronto	1-5	L	19	22-6						
48	1/21	@ Detroit	3-5	L	19	23-6						
49	1/23	Detroit	4-3	W	20	23-6						
50	1/26	Ottawa	5-1	W	21	23-6						
51	1/28	@ Tampa Bay	4-2	W	22	23-6						
52	1/30	New Jersey	2-2	T	22	23-7						
53	2/1	Toronto	1-1	T	22	23-8						
54	2/3	@ Winnipeg	4-2	W	23	23-8						
55	2/8	@ Hartford	3-1	W	24	23-8						
56	2/9	Boston	1-6	L	24	24-8						
57	2/11	Washington	6-10	L	24	25-8						
58	2/13	Detroit	4-3	W	25	25-8						
59	2/15	@ N.Y. Rangers	1-4	L	25	26-8						
60	2/17	@ New Jersey	3-4	L	25	27-8						
61	2/18	@ N.Y. Islanders	4-2	W	26	27-8						
62	2/21	@ Washington	2-5	L	26	28-8						
63	2/23	Montreal	1-5	L	26	29-8						
64	2/25	Los Angeles	3-0	W	27	29-8						
65	2/27	Minnesota	3-2	W	28	29-8						
66	2/28	@ Chicago	7-1	W	29	29-8						
67	3/4	Calgary	2-1	W	30	29-8						
68	3/6	@ Boston	3-4	OT L	30	30-8						
69	3/11	San Jose	5-2	W	31	30-8						
70	3/13	Minnesota	6-2	W	32	30-8						

PLAYER	GP	G	A	TP	+/	PIM	PP	SHG	S	%
Craig Janney	84	24	82	106	-4	12	8	0	6	137 17.5
Brett Hull	80	54	47	101	-27	41	29	0	2	390 13.8
Brendan Shanahan	71	51	43	94	10	174	18	0	8	232 22.0
Jeff Brown	71	25	53	78	-6	58	12	2	3	220 11.4
Nelson Emerson	82	22	51	73	2	62	5	2	4	196 11.2
Kevin Miller (STL)	72	24	22	46	6	65	8	3	4	153 15.7
(WSH)	10	0	3	3	-4	35	0	0	0	10 0.0
(TOTALS)	82	24	25	49	2	100	8	3	4	163 14.7
Rich Sutter	84	13	14	27	-4	100	0	2	1	148 8.8
Ron Sutter	59	12	15	27	-11	99	4	0	3	90 13.3
Igor Korolev	74	4	23	27	-1	20	2	0	0	76 5.3
Bob Bassen	53	9	10	19	0	63	0	1	0	61 14.8
Ron Wilson	78	8	11	19	-8	44	0	3	1	75 10.7
Garth Butcher	84	5	10	15	0	211	0	0	2	83 6.0
Rick Zombo	71	0	15	15	-2	78	0	0	0	43 0.0
Dave Lowry	58	5	8	13	-18	101	0	0	0	59 8.5
Philippe Bozon	54	6	6	12	-3	55	0	0	0	90 6.7
Stephane Quintal	75	1	10	11	-6	100	0	1	0	81 1.2
Lee Norwood	32	3	7	10	-5	63	2	0	0	36 8.3
Doug Crossman (TBL)	40	8	21	29	-4	18	2	0	1	54 14.8
(STL)	19	2	7	9	-3	10	2	0	0	24 8.3
(TOTALS)	59	10	28	38	-7	28	4	0	1	78 12.8
Bret Hedican	42	0	8	8	-2	30	0	0	0	40 0.0
Kelly Chase	49	2	5	7	-9	204	0	0	0	28 7.1
Vitali Prokhorov	26	4	1	5	-4	15	0	0	1	21 19.0
Paul Cavallini	11	1	4	5	3	10	1	0	0	22 4.5
David Mackey	15	1	4	5	-3	23	0	0	0	17 5.9
Murray Baron	53	2	2	4	-5	59	0	0	1	42 4.8
Basil McRae (STL)	33	1	3	4	-13	98	1	0	0	22 4.5
(TBL)	14	2	3	5	-3	71	1	0	0	23 8.7
(TOTALS)	47	3	6	9	-16	169	2	0	0	45 6.7
Kevin Mieh	8	1	3	4	1	4	0	0	0	5 20.0
Curt Giles	48	0	4	4	-2	40	1	0	0	23 0.0
Jason Ruff	7	2	1	3	-1	8	1	0	1	7 28.6
Denny Felsner	6	0	3	4	2	0	0	0	0	4 0.0
Curtis Joseph	68	0	2	2	0	8	0	0	0	0 0.0
Vitali Karamnov	7	0	1	1	-2	0	0	0	0	7 0.0
Daniel Laperriere	5	0	1	1	-3	0	0	0	0	7 0.0
Guy Hebert	24	0	0	0	0	2	0	0	0	0 0.0

PLAYER	GP	W	L	T/O	GA	SA	SV%	GAA	SO	MIN
Curtis Joseph	68	29	28	9	196	2,202	0.911	3.02	1	3,890
Guy Hebert	24	8	8	2	74	630	0.883	3.67	1	1,210



ST. LOUIS BLUES

1991-1992 GAME-BY-GAME (36-33-11, 83 pts, 3rd Norris Division)

#	DATE	VERSUS	SCORE	RECORD
1	10/5	@ New Jersey	2-7	L 0-1-0
2	10/7	@ Toronto	0-3	L 0-2-0
3	10/10	Edmonton	3-2	OT W 1-2-0
4	10/12	San Jose	6-3	W 2-2-0
5	10/15	Toronto	5-1	W 3-2-0
6	10/17	@ Detroit	3-6	L 3-3-0
7	10/19	Chicago	4-4	T 3-3-1
8	10/20	@ Chicago	4-1	W 4-3-1
9	10/24	Boston	6-5	W 5-3-1
10	10/26	Calgary	2-2	T 5-3-2
11	10/28	@ Toronto	1-1	T 5-3-3
12	10/30	@ Edmonton	2-2	T 5-3-4
13	11/1	@ Vancouver	3-2	W 6-3-4
14	11/3	@ Winnipeg	3-3	T 6-3-5
15	11/5	Philadelphia	3-4	L 6-4-5
16	11/7	@ Detroit	3-10	L 6-5-5
17	11/9	Hartford	3-4	L 6-6-5
18	11/10	@ Detroit	4-6	L 6-7-5
19	11/14	Winnipeg	2-1	OT W 7-7-5
20	11/16	Minnesota	5-3	W 8-7-5
21	11/17	@ Chicago	1-5	L 8-8-5
22	11/20	Toronto	5-2	W 9-8-5
23	11/23	N.Y. Rangers	0-3	L 9-9-5
24	11/28	Quebec	5-2	W 10-9-5
25	11/30	Detroit	7-3	W 11-9-5
26	12/3	@ Minnesota	3-3	T 11-9-6
27	12/4	@ Minnesota	2-5	L 11-10-6
28	12/7	Pittsburgh	6-1	W 12-10-6
29	12/10	@ N.Y. Islanders	7-7	T 12-10-7
30	12/11	@ Buffalo	6-3	W 13-10-7
31	12/14	@ Quebec	4-2	W 14-10-7
32	12/16	@ Montreal	2-4	L 14-11-7
33	12/19	San Jose	4-0	W 15-11-7
34	12/21	N.Y. Islanders	6-2	W 16-11-7
35	12/22	@ Chicago	2-5	L 16-12-7
36	12/26	Chicago	3-1	W 17-12-7
37	12/28	@ Minnesota	2-5	L 17-13-7
38	12/31	@ Buffalo	3-4	L 17-14-7
39	1/2	Minnesota	6-2	W 18-14-7
40	1/4	Detroit	2-6	L 18-15-7
41	1/6	@ Toronto	2-3	OT L 18-16-7
42	1/8	@ N.Y. Rangers	5-3	W 19-16-7
43	1/9	@ New Jersey	3-4	L 19-17-7
44	1/11	@ N.Y. Islanders	6-3	W 20-17-7
45	1/14	Washington	1-6	L 20-18-7
46	1/16	Montreal	6-6	T 20-18-8
47	1/21	Buffalo	5-4	W 21-18-8
48	1/23	Los Angeles	5-6	L 21-19-8
49	1/25	Vancouver	0-1	OT L 21-20-8
50	1/28	@ Los Angeles	3-3	T 21-20-9
51	1/30	@ San Jose	4-2	W 22-20-9
52	2/1	@ Pittsburgh	1-4	L 22-21-9
53	2/2	@ Philadelphia	1-5	L 22-22-9
54	2/6	New Jersey	4-1	W 23-22-9
55	2/8	Chicago	1-3	L 23-23-9
56	2/11	Los Angeles	3-2	W 24-23-9
57	2/13	Boston	4-0	W 25-23-9
58	2/15	Calgary	7-2	W 26-23-9
59	2/17	@ Detroit	3-5	L 26-24-9
60	2/19	@ Winnipeg	4-3	W 27-24-9
61	2/22	Toronto	4-3	W 28-24-9
62	2/23	@ Chicago	2-4	L 28-25-9
63	2/25	@ Hartford	5-2	W 29-25-9
64	2/27	Washington	7-3	W 30-25-9
65	2/29	Detroit	2-3	L 30-26-9
66	3/2	@ Vancouver	5-3	W 31-26-9
67	3/6	@ Edmonton	3-5	L 31-27-9
68	3/7	@ Calgary	1-5	L 31-28-9
69	3/10	Minnesota	5-2	W 32-28-9
70	3/12	Detroit	4-5	L 32-29-9

#	DATE	VERSUS	SCORE	RECORD
71	3/14	N.Y. Rangers	0-6	L 32-30-9
72	3/17	@ Washington	4-6	L 32-31-9
73	3/19	@ Boston	4-1	W 33-31-9
74	3/21	@ Montreal	3-3	T 33-31-10
75	3/23	@ Toronto	2-3	L 33-32-10
76	3/26	Hartford	7-2	W 34-32-10
77	3/28	Toronto	2-3	L 34-33-10
78	4/12	@ Minnesota	1-1	T 34-33-11
79	4/14	Chicago	5-3	W 35-33-11
80	4/16	Minnesota	5-3	W 36-33-11

PLAYER	GP	G	A	TP	+/-	PIM	PP	SH	GW	S	%
Brett Hull	73	70	39	109	-2	48	20	5	9	408	17.2
Brendan Shanahan	80	33	36	69	-3	171	13	0	2	215	15.3
Adam Oates (STL)	54	10	59	69	-4	12	3	0	3	118	8.5
(BOS)	26	10	20	30	-5	10	3	0	1	73	13.7
(TOTALS)	80	20	79	99	-9	22	6	0	4	191	10.5
Nelson Emerson	79	23	36	59	-5	66	3	0	2	143	16.1
Jeff Brown	80	20	39	59	8	38	10	0	2	214	9.3
Ron Sutter	68	19	27	46	9	91	5	4	1	106	17.9
Dave Christian	78	20	24	44	2	41	1	3	3	142	14.1
Craig Janney (BOS)	53	12	39	51	1	20	3	0	1	90	13.3
(STL)	25	6	30	36	5	2	3	0	1	37	16.2
(TOTALS)	78	18	69	87	6	22	6	0	2	127	14.2
Paul Cavallini	66	10	25	35	7	95	3	1	2	164	6.1
Bob Bassen	79	7	25	32	12	167	0	1	1	101	6.9
Ron Wilson	64	12	17	29	10	46	5	2	2	100	12.0
Rich Sutter	77	9	16	25	7	107	0	1	3	113	8.0
Dave Lowry	75	7	13	20	-11	77	0	0	1	85	8.2
Garth Butcher	68	5	15	20	5	189	0	0	0	50	10.0
Rick Zombo (STL)	64	3	15	18	4	46	0	0	0	47	6.4
(DET)	3	0	0	0	-3	15	0	0	0	1	0.0
(TOTALS)	67	3	15	18	1	61	0	0	0	48	6.3
Gino Cavallini	48	9	7	16	-8	40	0	0	2	72	12.5
Michel Mongeau	36	3	12	15	-6	2	0	0	0	23	13.0
Lee Norwood (STL)	44	3	11	14	14	94	1	0	1	51	5.9
(HFD)	6	0	0	0	0	16	0	0	0	1	0.0
(TOTALS)	50	3	11	14	14	110	1	0	1	52	5.8
Murray Baron	67	3	8	11	-3	94	0	0	0	55	5.5
Curtis Joseph	60	0	9	9	0	12	0	0	0	0	0.0
Stephane Quintal (BOS)	49	4	10	14	-8	77	0	0	0	52	7.7
(STL)	26	0	6	6	-3	32	0	0	0	19	0.0
(TOTALS)	75	4	16	20	-11	109	0	0	0	71	5.6
Philippe Bozon	9	1	3	4	5	4	0	0	0	19	5.3
Darin Kimble	46	1	3	4	-3	166	0	0	0	12	8.3
Kelly Chase	46	1	2	3	-6	264	0	0	0	29	3.4
Curt Giles	13	1	2	2	-3	8	0	0	0	4	25.0
Bret Hedican	4	1	0	1	1	0	0	0	0	1	100
David Mackey	19	1	0	1	-4	49	0	0	1	12	8.3
Jason Marshall	2	1	0	1	0	4	0	0	0	2	50.0
Denny Felsner	3	0	1	0	0	0	0	0	0	2	0.0
Guy Hebert	13	0	1	1	0	0	0	0	0	0	0.0
Dominic Lavoie	6	0	1	1	-3	10	0	0	0	11	0.0
Mario Marois	17	0	1	1	-3	38	0	0	0	11	0.0
Rob Robinson	22	0	1	1	-4	8	0	0	0	9	0.0
Ron Hoover	1	0	0	0	0	0	0	0	0	1	0.0
Pat Jablonski	10	0	0	0	0	4	0	0	0	0	0.0
Vincent Riendeau	3	0	0	0	0	0	0	0	0	0	0.0
Randy Skarda	1	0	0	0	0	0	0	0	0	0	0.0

PLAYER	GP	W	L	T/O	GA	SA	SV%	GAA	SO	MIN
Curtis Joseph	60	27	20	10	175	1,953	0.910	3.01	2	3,494
Guy Hebert	13	5	5	1	36	393	0.908	2.93	0	738
Pat Jablonski	10	3	6	0	38	259	0.853	4.87	0	468
Vincent Riendeau (STL)	3	1	2	0	11	96	0.885	4.20	0	157
(DET)	2	0	0	2	31	935	1.38	8.0	0	87
(TOTALS)	5	3	2	0	13	127	0.898	3.20	0	244

ALL-TIME TEAM & INDIVIDUAL RECORDS & STATS

1990-1991 GAME-BY-GAME (47-22-11, 105 pts, 2nd Norris Division)

#	DATE	VERSUS	SCORE	RECORD
1	10/4	@ Minnesota	3-2	W 1-0-0
2	10/6	Chicago	2-5	L 1-1-0
3	10/9	Pittsburgh	4-3	W 2-1-0
4	10/12	@ Vancouver	0-4	L 2-2-0
5	10/14	@ Los Angeles	1-4	L 2-3-0
6	10/16	@ Edmonton	5-2	W 3-3-0
7	10/18	@ Calgary	4-3	W 4-3-0
8	10/20	Minnesota	2-2	T 4-3-1
9	10/24	@ Toronto	8-3	W 5-3-1
10	10/25	Toronto	8-5	W 6-3-1
11	10/27	Montreal	3-0	W 7-3-1
12	10/30	@ Detroit	5-2	W 8-3-1
13	11/1	@ Boston	2-3	OT L 8-4-1
14	11/3	@ Hartford	4-1	W 9-4-1
15	11/6	Edmonton	2-1	W 10-4-1
16	11/8	@ Pittsburgh	3-2	W 11-4-1
17	11/10	Detroit	6-1	W 12-4-1
18	11/13	Quebec	4-2	W 13-4-1
19	11/17	@ Minnesota	3-2	W 14-4-1
20	11/18	@ Winnipeg	3-4	L 14-5-1
21	11/20	Winnipeg	4-2	W 15-5-1
22	11/23	@ Detroit	3-5	L 15-6-1
23	11/24	Vancouver	3-3	T 15-6-2
24	11/27	Toronto	3-4	L 15-7-2
25	11/29	Los Angeles	4-4	T 15-7-3
26	12/1	New Jersey	1-4	L 15-8-3
27	12/2	@ Chicago	2-3	L 15-9-3
28	12/7	@ Detroit	6-3	W 16-9-3
29	12/8	Detroit	2-1	W 17-9-3
30	12/11	Winnipeg	3-3	T 17-9-4
31	12/13	Minnesota	4-2	W 18-9-4
32	12/15	@ Toronto	4-2	W 19-9-4
33	12/16	@ Buffalo	5-3	W 20-9-4
34	12/20	Washington	3-3	T 20-9-5
35	12/22	Chicago	5-0	W 21-9-5
36	12/26	@ Chicago	6-6	T 21-9-6
37	12/27	@ Toronto	4-6	L 21-10-6
38	12/29	Philadelphia	1-3	L 21-11-6
39	12/31	@ Pittsburgh	3-4	L 21-12-6
40	1/3	Quebec	8-7	W 22-12-6
41	1/5	N.Y. Rangers	2-3	OT L 22-13-6
42	1/8	@ New Jersey	5-3	W 23-13-6
43	1/9	@ N.Y. Rangers	3-2	W 24-13-6
44	1/12	@ Quebec	4-4	T 24-13-7
45	1/13	@ Montreal	3-1	W 25-13-7
46	1/15	Washington	7-3	W 26-13-7
47	1/17	Montreal	2-4	L 26-14-7
48	1/22	@ Minnesota	3-7	L 26-15-7
49	1/25	@ Detroit	9-4	W 27-15-7
50	1/26	Detroit	5-4	OT W 28-15-7
51	1/29	Buffalo	8-3	W 29-15-7
52	1/31	Hartford	4-3	OT W 30-15-7
53	2/2	New Jersey	5-4	W 31-15-7
54	2/4	@ Toronto	5-6	OT L 31-16-7
55	2/6	@ Buffalo	5-4	OT W 32-16-7
56	2/9	Los Angeles	5-4	W 33-16-7
57	2/12	@ Edmonton	4-2	W 34-16-7
58	2/14	@ Vancouver	3-2	W 35-16-7
59	2/17	@ Calgary	4-7	L 35-17-7
60	2/19	Toronto	3-2	W 36-17-7
61	2/21	N.Y. Islanders	7-2	W 37-17-7
62	2/23	Boston	9-2	W 38-17-7
63	2/24	@ Chicago	2-6	L 38-18-7
64	2/26	Chicago	3-1	W 39-18-7
65	2/28	N.Y. Rangers	4-4	T 39-18-8
66	3/2	@ Philadelphia	4-4	T 39-18-9
67	3/5	@ Hartford	4-1	W 40-18-9
68	3/7	@ Boston	5-5	T 40-18-10

#	DATE	VERSUS	SCORE	RECORD
69	3/9	Calgary	4-8	L 40-19-10
70	3/10	Detroit	1-4	L 40-20-10
71	3/14	Minnesota	2-2	T 40-20-11
72	3/16	Chicago	2-3	L 40-21-11
73	3/17	@ Chicago	4-6	L 40-22-11
74	3/19	@ Washington	2-1	W 41-22-11
75	3/21	@ Philadelphia	4-1	W 42-22-11
76	3/23	@ N.Y. Islanders	3-2	W 43-22-11
77	3/25	@ Minnesota	5-4	W 44-22-11
78	3/28	N.Y. Islanders	3-0	W 45-22-11
79	3/30	Toronto	5-2	W 46-22-11
80	3/31	Minnesota	2-1	W 47-22-11

PLAYER	GP	G	A	TP	+/	PIM	PP	SH	GW	S	%	
Brett Hull	78	86	45	131	23	22	29	0	11	389	22.1	
Adam Oates	61	25	90	115	15	29	3	1	3	139	18.0	
Jeff Brown	67	12	47	59	4	39	6	1	0	176	6.8	
Geoff Courtnall	66	27	30	57	19	56	9	0	6	216	12.5	
Rod Brind'Amour	78	17	32	49	2	93	4	0	3	169	10.1	
Scott Stevens	78	5	44	49	23	150	1	0	1	160	3.1	
Dave Lowry	79	19	21	40	19	168	0	2	5	123	15.4	
Ron Wilson	73	10	27	37	-1	54	1	2	1	101	9.9	
Paul Cavallini	70	12	25	35	19	89	3	0	0	116	8.6	
Gino Cavallini	78	8	27	35	4	81	3	0	2	131	6.1	
Bob Bassen	79	16	18	34	17	183	0	2	1	117	13.7	
Cliff Ronning	48	14	18	32	2	10	5	0	2	81	17.3	
Sergio Momesso	59	10	18	28	12	131	0	0	1	86	11.6	
Rich Sutter	77	16	11	27	6	122	0	2	2	130	12.3	
Glen Featherstone	68	5	15	20	19	204	1	0	1	59	8.5	
Paul MacLean	67	6	11	17	-2	24	0	0	0	2	53	11.3
Mario Marois	64	2	14	16	17	81	0	0	0	59	3.4	
Dan Quinn (VAN)	64	18	31	49	-28	46	8	0	3	157	11.5	
(STL)	14	4	7	11	-5	20	4	0	2	26	15.4	
(TOTALS)	78	22	38	60	-33	66	12	0	5	183	12.0	
Steve Tuttle	20	3	6	9	2	2	0	0	0	16	18.8	
Herb Raglan	32	3	6	6	4	52	0	0	1	29	10.3	
Tom Tilley	22	2	4	6	5	4	0	0	0	28	7.1	
Harold Snepsts	54	1	4	5	3	50	0	0	1	33	3.0	
Rick Meagher	24	3	1	4	0	6	0	0	0	21	14.3	
Robert Dirk	41	1	3	4	2	100	0	0	0	20	5.0	
Garth Butcher (VAN)	69	6	12	18	-18	257	1	0	1	70	8.6	
(STL)	13	0	4	4	4	32	0	0	0	5	0.0	
(TOTALS)	82	6	16	22	-14	289	1	0	1	75	8.0	
David Bruce	12	1	2	3	1	14	0	0	0	23	4.3	
Dominic Lavoie	6	1	2	3	4	2	0	0	0	11	9.1	
Nelson Emerson	4	0	3	3	-2	2	0	0	0	3	0.0	
Darin Kimble (QUE)	35	2	5	7	-5	114	0	0	0	14	14.3	
(STL)	26	1	1	2	2	128	0	0	1	14	7.1	
(TOTALS)	61	3	6	9	-3	242	0	0	1	28	10.7	
Michel Mongeau	7	1	1	2	1	0	1	0	0	13	7.7	
Vincent Riendeau	44	0	2	2	0	0	0	0	0	0	0.0	
Kelly Chase	2	1	0	1	1	15	0	0	1	1	100	
Pat Jablonski	8	0	1	1	0	0	0	0	0	0	0.0	
Curtis Joseph	30	0	1	1	0	0	0	0	0	0	0.0	
Gordie Roberts	3	0	1	1	-1	8	0	0	0	2	0.0	
Dave Thomlinson	3	0	0	0	-3	0	0	0	0	0	0.0	

PLAYER	GP	W	L	T/O	GA	SA	SV%	GAA	SO	MIN
Vincent Riendeau	44	29	9	6	134	1,241	0.892	3.01	3	2,671
Curtis Joseph	30	16	10	2	89	874	0.898	3.12	0	1,710
Pat Jablonski	8	2	3	3	25	228	0.890	3.05	0	492



ST. LOUIS BLUES

1989-1990 GAME-BY-GAME (37-34-9, 83 pts, 2nd Norris Division)

#	DATE	VERSUS	SCORE	RECORD
1	10/5	@ Chicago	8-3	W 1-0-0
2	10/7	Toronto	5-8	L 1-1-0
3	10/12	@ Minnesota	0-3	L 1-2-0
4	10/14	Chicago	2-1	W 2-2-0
5	10/18	@ Pittsburgh	9-3	W 3-2-0
6	10/19	Detroit	3-4	L 3-3-0
7	10/21	Los Angeles	4-6	L 3-4-0
8	10/24	@ Philadelphia	1-6	L 3-5-0
9	10/26	Minnesota	4-1	W 4-5-0
10	10/28	Washington	1-0	W 5-5-0
11	10/31	@ Washington	1-1	T 5-5-1
12	11/1	@ Hartford	5-3	W 6-5-1
13	11/4	@ Quebec	5-2	W 7-5-1
14	11/6	@ Montreal	3-3	T 7-5-2
15	11/9	Montreal	1-1	T 7-5-3
16	11/11	Pittsburgh	8-3	W 8-5-3
17	11/15	@ Toronto	2-5	L 8-6-3
18	11/16	@ Detroit	7-2	W 9-6-3
19	11/18	@ Minnesota	0-3	L 9-7-3
20	11/21	Minnesota	7-4	W 10-7-3
21	11/23	@ Washington	5-2	W 11-7-3
22	11/25	Calgary	3-3	T 11-7-4
23	11/28	Boston	1-5	L 11-8-4
24	11/30	Hartford	3-5	L 11-9-4
25	12/2	@ Boston	2-1	W 12-9-4
26	12/3	@ Buffalo	3-4	L 12-10-4
27	12/5	@ Detroit	2-2	T 12-10-5
28	12/7	Toronto	2-5	L 12-11-5
29	12/9	Vancouver	6-4	W 13-11-5
30	12/11	@ Toronto	1-3	L 13-12-5
31	12/13	@ N.Y. Rangers	3-1	W 14-12-5
32	12/16	Edmonton	3-3	T 14-12-6
33	12/18	@ Toronto	3-6	L 14-13-6
34	12/20	@ Chicago	6-9	L 14-14-6
35	12/23	@ New Jersey	2-3	L 14-15-6
36	12/26	Chicago	8-3	W 15-15-6
37	12/28	@ N.Y. Islanders	2-3	L 15-16-6
38	12/30	Minnesota	3-2	W 16-16-6
39	12/31	@ Minnesota	1-2	OT L 16-17-6
40	1/2	Edmonton	4-6	L 16-18-6
41	1/4	Philadelphia	5-4	OT W 17-18-6
42	1/6	N.Y. Rangers	4-3	W 18-18-6
43	1/9	@ Los Angeles	4-3	W 19-18-6
44	1/12	@ Vancouver	5-2	W 20-18-6
45	1/14	@ Winnipeg	5-6	L 20-19-6
46	1/16	Calgary	2-5	L 20-20-6
47	1/18	Toronto	1-4	L 20-21-6
48	1/23	@ Detroit	6-3	W 21-21-6
49	1/25	Hartford	3-2	W 22-21-6
50	1/27	Winnipeg	3-3	T 22-21-7
51	1/30	@ N.Y. Islanders	2-1	W 23-21-7
52	1/31	@ N.Y. Rangers	2-2	T 23-21-8
53	2/3	Detroit	4-2	W 24-21-8
54	2/6	Toronto	6-4	W 25-21-8
55	2/7	@ Toronto	1-7	L 25-22-8
56	2/10	New Jersey	7-0	W 26-22-8
57	2/11	Buffalo	4-2	W 27-22-8
58	2/13	@ Minnesota	2-1	OT W 28-22-8
59	2/15	Quebec	9-2	W 29-22-8
60	2/17	Detroit	6-1	W 30-22-8
61	2/20	Chicago	3-8	L 30-23-8
62	2/22	Philadelphia	4-7	L 30-24-8
63	2/24	@ Quebec	6-1	W 31-24-8
64	2/25	@ Montreal	5-6	OT L 31-25-8
65	2/27	Buffalo	4-1	W 32-25-8
66	3/1	@ Chicago	6-4	W 33-25-8
67	3/3	N.Y. Islanders	5-4	W 34-25-8
68	3/6	@ New Jersey	1-2	L 34-26-8
69	3/8	@ Detroit	2-3	L 34-27-8
70	3/10	Chicago	2-2	T 34-27-9

#	DATE	VERSUS	SCORE	RECORD
71	3/11	@ Chicago	6-4	W 35-27-9
72	3/13	@ Washington	4-1	W 36-27-9
73	3/15	Vancouver	5-6	OT L 36-28-9
74	3/17	Detroit	3-4	OT L 36-29-9
75	3/19	@ Calgary	2-5	L 36-30-9
76	3/21	@ Edmonton	6-8	L 36-31-9
77	3/24	@ Los Angeles	3-9	L 36-32-9
78	3/27	Boston	0-3	L 36-33-9
79	3/29	Pittsburgh	5-4	W 37-33-9
80	3/31	Minnesota	3-6	L 37-34-9

PLAYER	GP	G	A	TP	+/-	PIM	PP	SH	GW	S	%
Brett Hull	80	72	41	113	-1	24	27	0	12	385	18.7
Adam Oates	80	23	79	102	9	30	6	2	3	168	13.7
Peter Zezel	73	25	47	72	-9	30	7	0	3	158	15.8
Paul MacLean	78	34	33	67	2	100	12	0	6	141	24.1
Rod Brind'Amour	79	26	35	61	23	46	10	0	1	160	16.3
Sergio Momesso	79	24	32	56	-15	199	4	0	4	182	13.2
Paul Cavallini	80	8	39	47	38	106	2	1	0	135	5.9
Jeff Brown (STL)	48	10	28	38	-12	37	6	1	0	180	5.6
(QUE)	29	6	10	16	-14	18	2	0	3	104	5.8
(TOTALS)	77	16	38	54	-26	55	8	1	3	284	5.6
Gino Cavallini	80	15	30	30	-8	77	1	0	4	134	11.2
Dave Lowry	78	19	6	25	1	75	0	2	1	98	19.4
Rick Meagher	76	8	17	25	4	47	0	2	1	99	8.1
Steve Tuttle	71	12	10	22	-6	4	1	1	1	92	13.0
Ron Wilson	33	3	17	20	5	23	1	0	1	40	7.5
Tony Hrkac (STL)	28	5	12	17	1	8	1	0	0	41	12.2
(QUE)	22	4	8	12	-5	2	2	0	0	29	13.8
(TOTALS)	50	9	20	29	-4	2	2	0	0	70	12.9
Gordie Roberts	75	3	14	17	-12	140	0	0	0	56	5.4
Mike Lalor	78	0	16	16	-6	81	0	0	0	79	0.0
Glen Featherstone	58	0	12	12	-1	145	0	0	0	34	0.0
Michel Mongeau	7	1	5	6	4	2	0	0	0	2	50.0
Randy Skarda	25	0	5	5	2	11	0	0	0	8	0.0
Tom Tilley	34	0	5	5	10	6	0	0	0	19	0.0
Kelly Chase	43	1	3	4	-1	244	0	0	0	9	11.1
Dave Thomlinson	19	1	2	3	-4	12	0	0	0	17	5.9
Rich Sutter (VAN)	62	9	9	18	-1	133	0	1	1	100	9.0
(STL)	12	0	2	2	-2	22	0	0	0	22	9.1
(TOTALS)	74	11	9	20	-3	155	0	1	1	122	9.0
Brian Benning	7	1	1	2	-3	2	0	0	0	8	12.5
Robert Dirk	31	1	1	2	9	128	0	0	0	14	7.1
Dominic Lavoie	13	1	1	2	-5	16	1	0	0	20	5.0
Keith Osborne	5	0	2	2	-2	8	0	0	0	4	0.0
Curtis Joseph	15	0	1	1	0	0	0	0	0	0	0.0
Adrien Plavsic	4	0	1	1	3	2	0	0	0	1	0.0
Herb Raglan	11	0	1	1	-5	21	0	0	0	13	0.0
Harold Snepsts(VAN)	39	1	3	4	3	26	1	0	1	13	7.7
(STL)	7	0	1	1	-4	10	0	0	0	2	0.0
(TOTALS)	46	1	4	5	-1	36	1	0	1	15	6.7
Jim Vesey	6	0	1	1	-3	0	0	0	0	3	0.0
Doug Evans	3	0	0	0	0	0	0	0	0	1	0.0
Todd Ewen	3	0	0	0	-2	11	0	0	0	3	0.0
Pat Jablonski	4	0	0	0	0	0	0	0	0	0	0.0
Greg Millen	21	0	0	0	0	0	0	0	0	0	0.0
Dave Richter	2	0	0	0	-2	0	0	0	0	3	0.0
Vincent Riendeau	43	0	0	0	0	6	0	0	0	0	0.0
Tony Twist	28	0	0	0	-2	124	0	0	0	2	0.0

PLAYER	GP	W	L	T/O	GA	SA	SV%	GAA	SO	MIN
Vincent Riendeau	43	17	19	5	149	1,271	0.883	3.50	1	2,551
Greg Millen (STL)	21	11	7	3	61	556	0.890	2.94	1	1,245
(QUE)	18	3	14	1	95	648	0.853	5.28	0	1,080
(CHI)	10	5	4	1	32	267	0.880	3.34	0	575
(TOTALS)	49	19	25	5	188	1,471	0.872	3.89	1	2,900
Curtis Joseph	15	9	5	1	48	435	0.890	3.38	0	852
Pat Jablonski	4	0	3	0	17	98	0.827	4.90	0	208

ALL-TIME TEAM & INDIVIDUAL RECORDS & STATS

1988-1989 GAME-BY-GAME (33-35-12, 78 pts, 2nd Norris Division)

#	DATE	VERSUS	SCORE	RECORD
1	10/6	@ Minnesota	8-3	W 1-0-0
2	10/8	N.Y. Rangers	2-4	L 1-1-0
3	10/12	@ Toronto	4-2	W 2-1-0
4	10/14	@ Detroit	8-8	OT T 2-1-1
5	10/15	@ Pittsburgh	2-9	L 2-2-1
6	10/20	Chicago	2-0	W 3-2-1
7	10/22	Boston	2-5	L 3-3-1
8	10/27	Pittsburgh	4-3	W 4-3-1
9	10/29	Toronto	3-2	W 5-3-1
10	11/2	@ Edmonton	4-5	L 5-4-1
11	11/3	@ Calgary	1-6	L 5-5-1
12	11/5	@ Quebec	5-2	W 6-5-1
13	11/7	@ Montreal	3-3	T 6-5-2
14	11/10	Minnesota	5-5	T 6-5-3
15	11/12	Quebec	4-3	W 7-5-3
16	11/15	New Jersey	2-4	L 7-6-3
17	11/17	@ Philadelphia	3-1	W 8-6-3
18	11/19	Vancouver	2-3	L 8-7-3
19	11/21	@ Toronto	0-4	L 8-8-3
20	11/24	Edmonton	2-4	L 8-9-3
21	11/26	Winnipeg	4-4	T 8-9-4
22	11/29	@ Washington	3-4	L 8-10-4
23	12/1	N.Y. Islanders	8-0	W 9-10-4
24	12/3	Toronto	3-0	W 10-10-4
25	12/6	Minnesota	3-0	W 11-10-4
26	12/8	Montreal	1-5	L 11-11-4
27	12/10	@ Minnesota	3-1	W 12-11-4
28	12/11	@ Chicago	2-5	L 12-12-4
29	12/13	@ New Jersey	3-4	L 12-13-4
30	12/15	Hartford	3-3	T 12-13-5
31	12/17	Chicago	4-0	W 13-13-5
32	12/19	@ Toronto	3-4	L 13-14-5
33	12/20	@ Detroit	3-6	L 13-15-5
34	12/22	Detroit	4-4	T 13-15-6
35	12/26	@ Chicago	4-1	W 14-15-6
36	12/28	@ Winnipeg	2-6	L 14-16-6
37	12/30	Minnesota	5-5	T 14-16-7
38	12/31	@ Minnesota	2-6	L 14-17-7
39	1/2	@ Boston	7-8	L 14-18-7
40	1/4	@ Detroit	2-4	L 14-19-7
41	1/7	Philadelphia	7-4	W 15-19-7
42	1/12	@ Los Angeles	4-7	L 15-20-7
43	1/15	@ Vancouver	1-2	L 15-21-7
44	1/17	Los Angeles	5-2	W 16-21-7
45	1/19	N.Y. Rangers	0-5	L 16-22-7
46	1/21	Chicago	4-2	W 17-22-7
47	1/25	@ Hartford	3-3	T 17-22-8
48	1/26	@ Boston	2-4	L 17-23-8
49	1/28	Washington	4-4	T 17-23-9
50	1/31	Winnipeg	5-3	W 18-23-9
51	2/2	Buffalo	7-3	W 19-23-9
52	2/3	@ Pittsburgh	3-3	T 19-23-10
53	2/5	@ Chicago	5-4	W 20-23-10
54	2/9	Calgary	3-5	L 20-24-10
55	2/11	N.Y. Islanders	5-0	W 21-24-10
56	2/12	@ Buffalo	2-5	L 21-25-10
57	2/14	Washington	3-5	L 21-26-10
58	2/16	@ N.Y. Islanders	3-7	L 21-27-10
59	2/18	Montreal	2-4	L 21-28-10
60	2/21	@ Vancouver	0-2	L 21-29-10
61	2/24	@ Calgary	3-4	L 21-30-10
62	2/25	@ Edmonton	3-5	L 21-31-10
63	2/27	@ Toronto	7-5	W 22-31-10
64	3/2	Los Angeles	6-4	W 23-31-10
65	3/4	Detroit	4-5	OT L 23-32-10
66	3/5	@ Chicago	3-3	T 23-32-11
67	3/7	New Jersey	6-2	W 24-32-11
68	3/9	Toronto	4-1	W 25-32-11

#	DATE	VERSUS	SCORE	RECORD
69	3/11	Minnesota	2-2	T 25-32-12
70	3/12	@ Minnesota	3-5	L 25-33-12
71	3/14	Chicago	3-2	W 26-33-12
72	3/16	@ Philadelphia	4-3	OT W 27-33-12
73	3/18	Detroit	3-2	W 28-33-12
74	3/20	@ N.Y. Rangers	4-7	L 28-34-12
75	3/22	@ Buffalo	2-1	W 29-34-12
76	3/25	@ Hartford	0-4	L 29-35-12
77	3/27	@ Detroit	3-2	W 30-35-12
78	3/30	Quebec	4-3	OT W 31-35-12
79	4/1	Toronto	4-3	OT W 32-35-12

PLAYER	GP	G	A	TP	+/-	PIM	PP	SH	GW	S	%
Brett Hull	78	41	43	84	-17	33	16	0	6	305	13.4
Bernie Federko	66	22	45	67	-20	54	9	0	6	115	19.1
Cliff Ronning	64	24	31	55	3	18	16	0	1	150	16.0
Peter Zezel (STL)	52	17	36	53	-1	27	5	1	4	115	14.8
(PHI)	26	4	13	17	-13	15	0	0	0	34	11.8
(TOTALS)	78	21	49	70	-14	42	5	1	4	149	14.1
Greg Paslawski	75	26	26	52	8	18	8	0	3	179	14.5
Tony Hrkac	70	17	28	45	-10	8	5	0	1	133	12.8
Gino Cavallini	74	20	23	43	2	79	1	0	4	153	13.1
Tony McKegney	71	25	17	42	-1	58	7	0	2	154	16.2
Brian Benning	66	8	26	34	-23	102	3	0	0	91	8.8
Rick Meagher	78	15	14	29	9	53	0	1	1	109	13.8
Sergio Momesso	53	9	17	26	-1	139	0	0	0	81	11.1
Gordie Roberts	77	2	24	26	7	90	0	0	0	52	3.8
Steve Tuttle	53	13	12	25	3	6	0	1	3	82	15.9
Paul Cavallini	65	4	20	24	25	128	0	0	0	93	4.3
Tom Tilley	70	1	22	23	1	47	0	0	0	77	1.3
Doug Evans	53	7	12	19	3	81	0	1	0	48	14.6
Herb Raglan	50	7	10	17	-8	144	0	1	0	86	8.1
Mike Bullard (PHI)	54	23	26	49	1	60	8	0	3	137	16.8
(STL)	20	4	12	16	1	46	2	0	0	52	7.7
(TOTALS)	74	27	38	65	2	106	10	0	3	189	14.3
Mike Lalor (STL)	36	1	14	15	15	54	0	1	40	2.5	
(MTL)	12	1	4	5	-1	15	0	0	1	12	8.3
(TOTALS)	48	2	18	20	14	69	0	2	52	3.8	
Gaston Gingras	52	3	10	13	1	6	2	0	0	98	3.1
Todd Ewen	34	4	5	9	4	171	0	0	0	22	18.2
Craig Coxie	41	0	7	7	3	127	0	0	0	15	0.0
Dave Lowry	21	3	3	6	1	11	0	1	0	22	13.6
Dave Richter	66	1	5	6	-21	99	0	0	0	23	4.3
Jim Vesey	5	1	1	2	-1	7	0	0	0	5	20.0
Glen Featherstone	18	0	2	2	-3	22	0	0	0	9	0.0
Robert Dirk	9	0	1	1	-3	11	0	0	0	7	0.0
Vincent Riendeau	32	0	1	1	0	4	0	0	0	0	0.0
Tim Bothwell	22	0	0	0	4	14	0	0	0	10	0.0
Dominic Lavoie	1	0	0	0	2	0	0	0	0	1	0.0
Greg Millen	52	0	0	0	0	4	0	0	0	0	0.0

PLAYER	GP	W	L	T/O	GA	SA	SV%	GAA	SO	MIN
Greg Millen	52	22	20	7	170	1,411	0.880	3.38	6	3,019
Vincent Riendeau	32	11	15	5	108	836	0.871	3.52	0	1,842



ST. LOUIS BLUES

1987-1988 GAME-BY-GAME (34-36-8, 76 pts, 1st Norris Division)

#	DATE	VERSUS	SCORE	RECORD
1	10/8	@ Vancouver	2-8	L 0-1-0
2	10/10	@ Los Angeles	2-4	L 0-2-0
3	10/14	@ Chicago	3-5	L 0-3-0
4	10/17	Chicago	2-3	L 0-4-0
5	10/20	Winnipeg	6-2	W 1-4-0
6	10/24	Boston	4-0	W 2-4-0
7	10/27	Minnesota	3-5	L 2-5-0
8	10/29	@ Minnesota	3-2	W 3-5-0
9	10/31	Detroit	3-3	OT T 3-5-1
10	11/2	@ Montreal	4-6	L 3-6-1
11	11/3	@ Quebec	3-4	L 3-7-1
12	11/5	@ New Jersey	3-5	L 3-8-1
13	11/7	@ Toronto	4-3	W 4-8-1
14	11/10	Philadelphia	5-2	W 5-8-1
15	11/12	N.Y. Islanders	3-4	L 5-9-1
16	11/14	Edmonton	5-6	OT L 5-10-1
17	11/18	@ Toronto	6-3	W 6-10-1
18	11/19	Toronto	3-3	OT T 6-10-2
19	11/21	Vancouver	4-1	W 7-10-2
20	11/25	@ Minnesota	4-3	OT W 8-10-2
21	11/27	@ Detroit	0-6	L 8-11-2
22	11/28	Minnesota	4-6	L 8-12-2
23	12/2	Chicago	5-1	W 9-12-2
24	12/3	@ New Jersey	2-4	L 9-13-2
25	12/5	N.Y. Rangers	2-3	L 9-14-2
26	12/9	@ Detroit	4-4	OT T 9-14-3
27	12/10	@ Minnesota	5-4	W 10-14-3
28	12/12	Pittsburgh	5-2	W 11-14-3
29	12/15	@ N.Y. Islanders	2-2	OT T 11-14-4
30	12/17	@ Hartford	2-0	W 12-14-4
31	12/19	@ Boston	7-5	W 13-14-4
32	12/20	@ Washington	1-1	OT T 13-14-5
33	12/23	Toronto	1-5	L 13-15-5
34	12/26	@ Chicago	5-4	W 14-15-5
35	12/27	Chicago	3-2	W 15-15-5
36	12/30	Detroit	2-3	L 15-16-5
37	12/31	@ Detroit	2-7	L 15-17-5
38	1/2	Calgary	5-3	W 16-17-5
39	1/4	@ N.Y. Rangers	2-6	L 16-18-5
40	1/6	@ Detroit	2-4	L 16-19-5
41	1/7	@ Philadelphia	4-6	L 16-20-5
42	1/9	Boston	1-2	OT L 16-21-5
43	1/12	Buffalo	2-4	L 16-22-5
44	1/14	Hartford	3-2	W 17-22-5
45	1/16	Washington	3-1	W 18-22-5
46	1/19	@ Winnipeg	0-3	L 18-23-5
47	1/21	@ Montreal	4-1	W 19-23-5
48	1/23	@ Quebec	5-3	W 20-23-5
49	1/26	Vancouver	7-6	W 21-23-5
50	1/28	Minnesota	9-1	W 22-23-5
51	1/30	Quebec	5-2	W 23-23-5
52	2/1	@ Toronto	5-4	W 24-23-5
53	2/3	@ Minnesota	2-0	W 25-23-5
54	2/6	Philadelphia	2-4	L 25-24-5
55	2/12	@ Chicago	3-4	OT L 25-25-5
56	2/13	Detroit	5-3	W 26-25-5
57	2/16	Buffalo	0-3	L 26-26-5
58	2/18	Los Angeles	7-4	W 27-26-5
59	2/20	Calgary	3-6	L 27-27-5
60	2/21	@ Pittsburgh	5-4	W 28-27-5
61	2/23	Edmonton	4-6	L 28-28-5
62	2/25	@ Buffalo	2-5	L 28-29-5
63	2/27	@ Toronto	6-2	W 29-29-5
64	2/29	@ N.Y. Rangers	2-5	L 29-30-5
65	3/1	@ N.Y. Islanders	0-2	L 29-31-5
66	3/3	Montreal	2-4	L 29-32-5
67	3/5	Detroit	4-4	OT T 29-32-6
68	3/8	Toronto	3-2	W 30-32-6

#	DATE	VERSUS	SCORE	RECORD
69	3/10	Pittsburgh	6-4	W 31-32-6
70	3/13	@ Los Angeles	6-7	L 31-33-6
71	3/15	Chicago	7-7	OT T 31-33-7
72	3/17	Minnesota	2-2	OT T 31-33-8
73	3/19	Hartford	3-5	L 31-34-8
74	3/20	@ Chicago	5-2	W 32-34-8
75	3/22	@ Washington	5-3	W 33-34-8
76	3/24	New Jersey	2-8	L 33-35-8
77	3/26	Toronto	3-2	OT W 34-35-8
78	3/28	@ Calgary	2-7	L 34-36-8
79	4/1	@ Edmonton	2-5	L 34-37-8
80	4/3	@ Winnipeg	4-5	OT L 34-38-8

PLAYER	GP	G	A	TP	+/-	PIM	PP	SH	GW	S	%
Bernie Federko	79	20	69	89	-12	52	9	0	2	119	16.8
Doug Gilmour	72	36	50	86	-13	59	19	2	4	163	22.1
Tony McKegney	80	40	38	78	10	82	13	3	1	241	16.6
Mark Hunter	66	32	31	63	-6	136	14	0	0	164	19.5
Tony Hrkac	67	11	37	48	5	22	2	1	3	86	12.8
Rob Ramage	67	8	34	42	-20	127	5	0	0	203	3.9
Brian Sutter	76	15	22	37	-16	147	4	1	2	99	15.2
Brian Benning	77	8	29	37	-5	107	5	0	5	130	6.2
Rick Meagher	76	18	16	34	0	76	0	5	3	113	15.9
Gino Cavallini	64	15	17	32	-4	62	2	1	3	131	11.5
Gaston Gingras (STL)	68	7	22	29	0	18	3	0	0	131	5.3
(MTL)	2	0	1	1	2	0	0	0	0	2	0.0
(TOTALS)	70	7	23	30	1	20	3	0	0	133	5.3
Herb Raglan	73	10	15	25	-10	190	0	2	9	105	10.5
Robert Nordmark	67	3	18	21	-6	60	2	0	0	78	3.8
Perry Turnbull	51	10	9	19	8	82	0	0	2	62	16.1
Tim Bothwell	78	6	13	19	6	76	0	0	1	88	6.8
Brett Hull (CGY)	52	26	24	50	10	12	4	0	3	153	17.0
(STL)	13	6	8	14	4	4	2	0	0	58	10.3
(TOTALS)	65	32	32	64	14	16	6	0	3	211	15.2
Cliff Ronning	26	5	8	13	6	12	1	0	1	38	13.2
Doug Evans	41	5	7	12	-7	49	0	0	1	32	15.6
Paul Cavallini (STL)	48	4	7	11	7	86	1	0	0	53	7.5
(WSH)	24	2	3	5	0	66	0	0	1	18	11.1
(TOTALS)	72	6	10	16	7	152	1	0	1	71	8.5
Ron Flockhart	21	5	4	9	5	4	0	0	1	27	18.5
Michael Dark	30	3	6	9	6	12	0	0	1	27	11.1
Todd Ewen	64	4	2	6	-5	227	0	0	0	38	10.5
Rob Whistle	19	3	3	6	0	6	0	0	1	17	17.6
Gordie Roberts (MIN)	48	1	10	11	-17	103	0	0	0	33	3.0
(STL)	11	1	3	4	0	25	0	0	0	10	10.0
(PHI)	11	1	2	3	7	15	0	0	0	9	11.1
(TOTALS)	70	3	15	18	-10	143	0	0	0	52	5.8
Greg Paslawski	17	2	1	3	-14	4	0	0	1	30	6.7
Jocelyn Lemieux	23	1	0	1	-5	42	0	0	0	19	5.3
Charlie Bourgeois	30	1	1	2	-2	78	0	0	0	9	0.0
Robert Dirk	7	0	1	1	0	16	0	0	2	0	0.0
Ron Handy	4	0	1	1	-1	0	0	0	0	4	0.0
Scott Harlow	1	0	1	1	-1	0	0	0	0	2	0.0
Jim Pavese	4	0	1	1	-1	8	0	0	3	0	0.0
Steve Bozek (CGY)	26	3	7	10	-3	12	0	1	0	37	8.1
(STL)	7	0	0	0	-2	2	0	0	0	6	0.0
(TOTALS)	33	3	7	10	-5	14	0	1	0	43	7.0
Shane MacEachern	1	0	0	0	0	0	0	0	0	0	0.0
Darrell May	3	0	0	0	0	0	0	0	0	0	0.0
Greg Millen	48	0	0	0	4	0	0	0	0	0	0.0
Bill Root	9	0	0	0	-7	6	0	0	0	6	0.0
Larry Trader	1	0	0	0	-1	2	0	0	0	1	0.0
Rick Wamsley	31	0	0	0	0	14	0	0	0	0	0.0

PLAYER	GP	W	L	T/O	GA	SA	SV%	GAA	SO	MIN
Greg Millen	48	21	19	7	167	1,396	0.880	3.51	1	2,854
Rick Wamsley (STL)	31	13	16	1	103	922	0.888	3.40	2	1,818
(CGY)	2	1	0	0	5	36	0.861	4.11	0	73
(TOTALS)	33	14	16	1	108	958	0.887	3.43	2	1,891
Darrell May	3	0	3	0	18	107	0.832	6.00	0	180

ALL-TIME TEAM & INDIVIDUAL RECORDS & STATS

1986-1987 GAME-BY-GAME (32-33-15, 79 pts, 1st Norris Division)

#	DATE	VERSUS	SCORE	RECORD
1	10/9	@ Los Angeles	4-3	W 1-0-0
2	10/11	@ Vancouver	3-4	L 1-1-0
3	10/14	@ Toronto	1-1	T 1-1-1
4	10/18	Quebec	4-3	W 2-1-1
5	10/22	Minnesota	3-8	L 2-2-1
6	10/24	@ Detroit	1-1	T 2-2-2
7	10/25	Detroit	1-3	L 2-3-2
8	10/29	N.Y. Rangers	7-2	W 3-3-2
9	11/1	Pittsburgh	3-3	T 3-3-3
10	11/2	Chicago	7-3	W 4-3-3
11	11/5	@ Toronto	4-6	L 4-4-3
12	11/7	@ Winnipeg	0-2	L 4-5-3
13	11/9	@ Chicago	4-4	T 4-5-4
14	11/12	Toronto	4-2	W 5-5-4
15	11/15	Chicago	4-3	W 6-5-4
16	11/18	@ Minnesota	4-3	W 7-5-4
17	11/19	Minnesota	7-5	W 8-5-4
18	11/21	@ Hartford	0-4	L 8-6-4
19	11/22	@ Boston	5-6	L 8-7-4
20	11/26	New Jersey	1-5	L 8-8-4
21	11/28	@ Detroit	2-1	W 9-8-4
22	11/29	Detroit	2-4	L 9-9-4
23	12/2	@ Philadelphia	1-7	L 9-10-4
24	12/3	@ Montreal	3-4	L 9-11-4
25	12/5	@ Buffalo	6-5	W 10-11-4
26	12/7	Toronto	5-3	W 11-11-4
27	12/9	@ Quebec	4-1	W 12-11-4
28	12/10	@ Hartford	2-6	L 12-12-4
29	12/13	Chicago	4-4	T 12-12-5
30	12/16	Montreal	2-4	L 12-13-5
31	12/18	Winnipeg	3-3	T 12-13-6
32	12/20	@ Washington	3-5	L 12-14-6
33	12/21	@ Philadelphia	6-7	L 12-15-6
34	12/26	@ Chicago	6-8	L 12-16-6
35	12/27	N.Y. Rangers	3-2	W 13-16-6
36	12/30	Boston	4-3	W 14-16-6
37	1/3	Calgary	7-4	W 15-16-6
38	1/5	Washington	4-6	L 15-17-6
39	1/7	Hartford	6-3	W 16-17-6
40	1/9	@ Edmonton	1-5	L 16-18-6
41	1/10	@ Calgary	2-5	L 16-19-6
42	1/12	@ Minnesota	4-4	T 16-19-7
43	1/16	Los Angeles	3-5	L 16-20-7
44	1/17	Los Angeles	4-4	T 16-20-8
45	1/21	@ Toronto	2-4	L 16-21-8
46	1/23	@ Detroit	3-4	L 16-22-8
47	1/24	Detroit	5-3	W 17-22-8
48	1/27	Montreal	2-1	W 18-22-8
49	1/29	Toronto	4-2	W 19-22-8
50	1/31	Chicago	4-4	T 19-22-9
51	2/3	Edmonton	2-4	L 19-23-9
52	2/5	@ Calgary	2-1	W 20-23-9
53	2/6	@ Vancouver	2-2	T 20-23-10
54	2/8	@ Edmonton	2-6	L 20-24-10
55	2/14	Philadelphia	2-4	L 20-25-10
56	2/15	@ Minnesota	2-3	L 20-26-10
57	2/17	Vancouver	3-4	L 20-27-10
58	2/19	Minnesota	6-2	W 21-27-10
59	2/21	Quebec	4-3	W 22-27-10
60	2/24	N.Y. Islanders	3-2	W 23-27-10
61	2/26	@ Buffalo	3-4	L 23-28-10
62	2/28	@ N.Y. Islanders	3-3	T 23-28-11
63	3/1	@ Pittsburgh	5-5	T 23-28-12
64	3/3	@ Toronto	4-3	W 24-28-12
65	3/5	Winnipeg	1-1	T 24-28-13
66	3/7	Detroit	5-3	W 25-28-13
67	3/9	Toronto	3-2	W 26-28-13
68	3/11	@ Chicago	3-2	W 27-28-13

#	DATE	VERSUS	SCORE	RECORD
69	3/12	@ Boston	4-6	L 27-29-13
70	3/14	Washington	3-3	T 27-29-14
71	3/18	@ Pittsburgh	4-5	L 27-30-14
72	3/21	New Jersey	6-7	L 27-31-14
73	3/23	@ Minnesota	8-5	W 28-31-14
74	3/25	@ Chicago	4-4	T 28-31-15
75	3/27	@ N.Y. Rangers	4-6	L 28-32-15
76	3/29	@ New Jersey	4-1	W 29-32-15
77	3/31	N.Y. Islanders	3-4	L 29-33-15
78	4/2	Buffalo	5-3	W 30-33-15
79	4/4	Minnesota	4-1	W 31-33-15
80	4/5	@ Detroit	3-2	W 32-33-15

PLAYER	GP	G	A	TP	+/-	PIM	PP	SH	GW	S	%
Doug Gilmour	80	42	63	105	-2	58	17	1	2	207	20.3
Bernie Federko	64	20	52	72	-25	32	9	0	3	130	15.4
Mark Hunter	74	36	33	69	-19	167	12	0	4	178	20.2
Greg Paslawski	76	29	35	64	1	27	5	1	7	204	14.2
Brian Benning	78	13	36	49	2	110	7	0	2	144	9.0
Gino Cavallini	80	18	26	44	4	54	4	0	2	161	11.2
Rick Meagher	80	18	21	39	-9	54	2	2	1	170	10.6
Rob Ramage	59	11	28	39	-12	108	6	0	3	160	6.9
Ron Flockhart	60	16	19	35	-9	12	2	0	2	101	15.8
Doug Wickenheiser	80	13	15	28	-22	37	5	2	1	131	9.9
Ric Nattress	73	6	22	28	-34	24	2	0	0	133	4.5
Cliff Ronning	42	11	14	25	-1	6	2	0	2	68	16.2
Mark Reeds	68	9	16	25	-20	16	1	0	0	106	8.5
Tim Bothwell (STL)	72	5	16	21	-14	46	0	0	1	75	6.7
(HFD)	4	1	0	1	-5	0	0	0	0	3	33.3
(TOTALS)	76	6	16	22	-19	46	0	0	1	78	7.7
Jocelyn Lemieux	53	10	8	18	1	94	1	0	1	48	20.8
Herb Raglan	62	6	10	16	6	159	0	0	0	58	10.3
Bruce Bell	45	3	13	16	3	18	1	0	0	50	6.0
Doug Evans	53	3	13	16	2	91	0	0	0	51	5.9
Charlie Bourgeois	66	2	12	14	16	164	0	0	1	54	3.7
Jim Pavese	69	2	9	11	-21	127	0	0	0	45	4.4
Brian Sutter	14	3	3	6	-5	18	3	0	0	22	13.6
Pat Hughes	43	1	5	6	-6	26	0	0	0	30	3.3
Michael Dark	13	2	0	2	0	2	0	0	0	4	50.0
Todd Ewen	23	2	2	2	-1	84	0	0	0	11	18.2
Greg Millen	42	0	2	2	0	12	0	0	0	0	0.0
Dave Barr	2	0	0	0	1	0	0	0	0	3	0.0
Mike Posavad	2	0	0	0	1	0	0	0	0	0	0.0
Larry Trader	5	0	0	0	-5	8	0	0	0	3	0.0
Rick Wamsley	41	0	0	0	0	10	0	0	0	0	0.0

PLAYER	GP	W	L	T/O	GA	SA	SV%	GAA	SO	MIN
Rick Wamsley	41	17	15	6	142	1,212	0.883	3.54	0	2,410
Greg Millen	42	15	18	9	146	1,152	0.873	3.53	0	2,482



ST. LOUIS BLUES

1985-1986 GAME-BY-GAME (37-34-9, 83 pts, 3rd Norris Division)

#	DATE	VERSUS	SCORE	RECORD
1	10/12	@ Vancouver	4-3	W 1-0-0
2	10/13	@ Edmonton	3-6	L 1-1-0
3	10/16	@ Calgary	2-1	W 2-1-0
4	10/19	New Jersey	4-3	W 3-1-0
5	10/22	@ Minnesota	4-5	L 3-2-0
6	10/23	Minnesota	4-4	T 3-2-1
7	10/26	N.Y. Islanders	2-5	L 3-3-1
8	10/29	@ Washington	3-6	L 3-4-1
9	11/2	Detroit	5-5	T 3-4-2
10	11/3	@ Winnipeg	4-3	W 4-4-2
11	11/6	@ Detroit	2-4	L 4-5-2
12	11/8	@ Buffalo	4-5	L 4-6-2
13	11/9	@ Toronto	2-2	T 4-6-3
14	11/12	Toronto	4-3	W 5-6-3
15	11/14	Quebec	5-3	W 6-6-3
16	11/16	Vancouver	6-5	W 7-6-3
17	11/20	@ Winnipeg	1-3	L 7-7-3
18	11/21	@ Minnesota	4-2	W 8-7-3
19	11/23	Chicago	3-7	L 8-8-3
20	11/26	Toronto	5-1	W 9-8-3
21	11/29	@ Detroit	3-5	L 9-9-3
22	11/30	Minnesota	4-3	W 10-9-3
23	12/4	Buffalo	3-6	L 10-10-3
24	12/5	@ Washington	2-3	L 10-11-3
25	12/7	Detroit	5-4	W 11-11-3
26	12/10	Edmonton	7-3	W 12-11-3
27	12/11	@ Toronto	4-6	L 12-12-3
28	12/14	@ N.Y. Islanders	2-2	T 12-12-4
29	12/15	@ New Jersey	3-2	W 13-12-4
30	12/17	Winnipeg	8-6	W 14-12-4
31	12/20	Calgary	5-2	W 15-12-4
32	12/26	Chicago	9-6	W 16-12-4
33	12/28	Boston	1-5	L 16-13-4
34	12/31	Pittsburgh	4-8	L 16-14-4
35	1/4	Philadelphia	2-1	W 17-14-4
36	1/6	@ Montreal	2-9	L 17-15-4
37	1/7	@ Quebec	4-7	L 17-16-4
38	1/9	@ Boston	7-2	W 18-16-4
39	1/11	Los Angeles	4-4	T 18-16-5
40	1/12	@ N.Y. Rangers	2-2	T 18-16-5
41	1/15	Toronto	10-1	W 19-16-5
42	1/16	@ Minnesota	3-4	L 19-17-5
43	1/18	Pittsburgh	2-5	L 19-18-5
44	1/21	@ Los Angeles	3-6	L 19-19-5
45	1/23	@ Los Angeles	4-3	W 20-19-5
46	1/25	Philadelphia	0-1	L 20-20-5
47	1/29	Edmonton	5-5	T 20-20-7
48	1/31	@ Detroit	6-4	W 21-20-7
49	2/1	Detroit	4-3	W 22-20-7
50	2/5	N.Y. Rangers	4-3	W 23-20-7
51	2/6	@ Philadelphia	3-4	L 23-21-7
52	2/8	@ Toronto	2-3	L 23-22-7
53	2/11	Hartford	4-4	T 23-22-8
54	2/13	Minnesota	5-3	W 24-22-8
55	2/15	Boston	5-1	W 25-22-8
56	2/16	@ Chicago	2-4	L 25-23-8
57	2/18	Detroit	5-4	W 26-23-8
58	2/20	@ N.Y. Rangers	2-3	L 26-24-8
59	2/22	@ Pittsburgh	5-3	W 27-24-8
60	2/23	@ Hartford	8-2	W 28-24-8
61	2/25	Calgary	1-4	L 28-25-8
62	3/1	Chicago	6-3	W 29-25-8
63	3/2	@ Chicago	4-6	L 29-26-8
64	3/4	@ Quebec	6-3	W 30-26-8
65	3/6	@ Montreal	7-4	W 31-26-8
66	3/8	Vancouver	7-3	W 32-26-8
67	3/9	@ Chicago	2-4	L 32-27-8
68	3/11	Buffalo	3-2	W 33-27-8

#	DATE	VERSUS	SCORE	RECORD
69	3/13	Minnesota	2-3	L 33-28-8
70	3/15	Washington	4-5	L 33-29-8
71	3/17	@ Minnesota	5-6	L 33-30-8
72	3/19	Hartford	2-5	L 33-31-8
73	3/20	@ Detroit	3-2	W 34-31-8
74	3/22	Montreal	3-2	W 35-31-8
75	3/25	@ N.Y. Islanders	2-0	W 36-31-8
76	3/27	@ New Jersey	0-1	L 36-32-8
77	3/29	@ Toronto	1-4	L 36-33-8
78	4/1	Toronto	2-2	T 36-33-9
79	4/5	Chicago	7-5	W 37-33-9
80	4/6	@ Chicago	1-3	L 37-34-9

PLAYER	GP	G	A	TP	+/-	PIM	PP	SH	GW	S	%
Bernie Federko	80	34	68	102	10	34	16	0	2	167	20.4
Mark Hunter	78	44	30	74	15	171	11	2	3	204	21.6
Ron Flockhart	79	22	45	67	8	26	5	2	3	199	11.1
Rob Ramage	77	10	56	66	18	171	7	0	2	227	4.4
Doug Gilmour	74	25	28	53	-3	41	2	1	5	183	13.7
Joe Mullen	48	28	24	52	-7	10	9	0	4	142	19.7
Dave Barr	72	13	38	51	11	70	0	0	2	106	12.3
Brian Sutter	44	19	23	42	-12	87	8	0	1	92	20.7
Kevin LaVallee	64	18	20	38	8	8	7	0	2	129	14.0
Mark Reeds	78	10	28	38	11	28	0	0	2	108	9.3
Greg Paslawski	56	22	11	33	-12	18	1	1	2	150	14.7
Rick Meagher	79	11	19	30	-1	28	0	3	3	109	10.1
Lee Norwood	71	5	24	29	7	134	2	0	1	111	4.5
Ric Nattness	78	4	20	24	-8	52	1	0	2	124	3.2
Bruce Bell	75	2	18	20	2	43	2	0	0	96	2.1
Doug Wickenheiser	36	8	11	19	11	16	0	0	2	53	15.1
Eddy Beers (CGY)	33	11	10	21	-3	8	4	0	1	83	13.3
(STL)	24	7	11	18	-3	24	4	0	0	53	13.2
(TOTALS)	57	18	21	39	-6	32	8	0	1	136	13.2
Gino Cavallini (STL)	30	6	5	11	-2	36	1	0	0	44	13.6
(CGY)	27	7	7	14	-7	26	4	0	0	51	13.7
(TOTALS)	57	13	12	25	-9	62	5	0	0	95	13.7
Jim Pavese	69	4	7	11	-3	116	1	0	0	51	7.8
Charlie Bourgeois (STL)	31	2	7	9	9	116	1	0	1	34	5.9
(CGY)	29	5	5	10	9	128	0	0	0	30	16.7
(TOTALS)	60	7	12	19	18	244	1	0	1	64	10.9
Denis Cyr	31	3	4	7	-11	2	0	0	0	21	14.3
Kent Carlson (STL)	26	2	3	5	2	42	0	0	0	14	14.3
(MTL)	2	0	0	0	0	0	0	0	0	0	0.0
(TOTALS)	28	2	3	5	2	42	0	0	0	14	14.3
Terry Johnson	49	0	4	4	-6	87	0	0	0	21	0.0
Rik Wilson	32	0	4	4	-9	48	0	0	0	45	0.0
Normand Baron	23	2	0	2	-7	39	0	0	0	13	15.4
Doug Evans	13	1	0	1	0	2	0	0	0	12	8.3
Darrell May	3	0	1	1	0	2	0	0	0	0	0.0
Greg Millen	36	0	1	1	0	8	0	0	0	0	0.0
Shawn Evans	7	0	0	0	-1	2	0	0	0	1	0.0
Mike Posavad	6	0	0	0	-1	0	0	0	0	2	0.0
Herb Raglan	7	0	0	0	-3	5	0	0	0	4	0.0
Rick Wamsley	42	0	0	0	0	2	0	0	0	0	0.0

PLAYER	GP	W	L	T/O	GA	SA	SV%	GAA	SO	MIN
Rick Wamsley	42	22	16	3	144	1,354	0.894	3.43	1	2,517
Greg Millen	36	14	16	6	129	1,140	0.887	3.57	1	2,168
Darrell May	3	1	2	0	13	86	0.849	4.24	0	184

ALL-TIME TEAM & INDIVIDUAL RECORDS & STATS

1984-1985 GAME-BY-GAME (37-31-12, 86 pts, 1st Norris Division)

#	DATE	VERSUS	SCORE	RECORD
1	10/11	@ Calgary	4-2	W 1-0-0
2	10/12	@ Edmonton	1-5	L 1-1-0
3	10/14	@ Los Angeles	5-2	W 2-1-0
4	10/17	@ Chicago	3-4	L 2-2-0
5	10/20	New Jersey	8-3	W 3-2-0
6	10/24	Boston	1-4	L 3-3-0
7	10/25	@ Philadelphia	2-7	L 3-4-0
8	10/27	Chicago	4-5	L 3-5-0
9	10/31	Toronto	6-5	OT W 4-5-0
10	11/3	Calgary	5-2	W 5-5-0
11	11/6	@ N.Y. Islanders	3-6	L 5-6-0
12	11/8	@ Pittsburgh	6-2	W 6-6-0
13	11/9	@ Philadelphia	0-6	L 6-7-0
14	11/11	@ Boston	1-1	OT T 6-7-1
15	11/14	Quebec	3-7	L 6-8-1
16	11/16	Quebec	4-2	W 7-8-1
17	11/20	@ Vancouver	5-1	W 8-8-1
18	11/23	@ Calgary	3-1	W 9-8-1
19	11/24	@ Edmonton	6-7	L 9-9-1
20	11/27	@ Vancouver	6-1	W 10-9-1
21	11/30	@ Detroit	5-3	W 11-9-1
22	12/1	Detroit	10-5	W 12-9-1
23	12/4	Winnipeg	2-2	OT T 12-9-2
24	12/5	@ Pittsburgh	4-7	L 12-10-2
25	12/8	Toronto	3-3	OT T 12-10-3
26	12/11	Washington	3-3	OT T 12-10-4
27	12/13	@ New Jersey	4-4	OT T 12-10-5
28	12/15	Edmonton	2-8	L 12-11-5
29	12/17	@ Toronto	3-2	W 13-11-5
30	12/19	Minnesota	4-1	W 14-11-5
31	12/22	@ Washington	5-7	L 14-12-5
32	12/23	@ Buffalo	2-3	L 14-13-5
33	12/26	Chicago	4-3	W 15-13-5
34	12/29	N.Y. Islanders	1-5	L 15-14-5
35	12/30	@ N.Y. Rangers	2-6	L 15-15-5
36	1/3	Montreal	2-2	OT T 15-15-6
37	1/5	Philadelphia	3-6	L 15-16-6
38	1/6	@ Chicago	3-2	W 16-16-6
39	1/9	Washington	2-4	L 16-17-6
40	1/10	@ Minnesota	5-3	W 17-17-6
41	1/12	N.Y. Rangers	4-4	OT T 17-17-7
42	1/16	@ Minnesota	4-4	OT T 17-17-8
43	1/18	@ Winnipeg	6-2	W 18-17-8
44	1/19	@ Toronto	1-6	L 18-18-8
45	1/21	@ Detroit	6-3	W 19-18-8
46	1/25	Los Angeles	6-3	W 20-18-8
47	1/26	Los Angeles	3-7	L 20-19-8
48	1/29	Winnipeg	6-6	OT T 20-19-9
49	1/31	Detroit	3-2	W 21-19-9
50	2/2	Chicago	5-1	W 22-19-9
51	2/3	@ Chicago	6-4	W 23-19-9
52	2/6	Vancouver	4-0	W 24-19-9
53	2/7	@ Detroit	5-5	OT T 24-19-10
54	2/9	Minnesota	4-2	W 25-19-10
55	2/14	Toronto	5-3	W 26-19-10
56	2/16	Minnesota	6-4	W 27-19-10
57	2/19	Montreal	2-5	L 27-20-10
58	2/20	@ Detroit	2-3	L 27-21-10
59	2/22	@ Buffalo	4-1	W 28-21-10
60	2/24	@ Hartford	3-2	W 29-21-10
61	2/27	Buffalo	3-1	W 30-21-10
62	3/2	Chicago	4-4	OT T 30-21-11
63	3/3	@ Chicago	2-5	L 30-22-11
64	3/5	Toronto	7-2	W 31-22-11
65	3/7	Pittsburgh	5-1	W 32-22-11
66	3/9	@ Minnesota	1-4	L 32-23-11
67	3/10	Detroit	6-2	W 33-23-11
68	3/12	N.Y. Islanders	5-6	L 33-24-11

#	DATE	VERSUS	SCORE	RECORD
69	3/16	Hartford	0-5	L 33-25-11
70	3/18	@ Toronto	3-4	OT L 33-26-11
71	3/20	@ Hartford	2-3	L 33-27-11
72	3/21	@ Boston	1-1	OT T 33-27-12
73	3/23	Minnesota	4-2	W 34-27-12
74	3/27	@ Toronto	2-4	L 34-28-12
75	3/28	@ Montreal	1-5	L 34-29-12
76	3/30	@ Quebec	1-3	L 34-30-12
77	4/2	New Jersey	8-4	W 35-30-12
78	4/4	N.Y. Rangers	4-5	L 35-31-12
79	4/6	@ Minnesota	4-3	W 36-31-12
80	4/7	Detroit	6-5	OT W 37-31-12

PLAYER	GP	G	A	TP	+/-	PIM	PP	SH	GW	S	%
Bernie Federko	76	30	73	103	-10	27	6	0	3	174	17.2
Joe Mullen	79	40	52	92	5	6	13	0	4	252	15.9
Brian Sutter	77	37	37	74	11	121	14	0	7	181	20.4
Doug Gilmour	78	21	36	57	3	49	3	1	3	162	13.0
Jorgen Pettersson	75	23	32	55	8	20	8	0	3	180	12.8
Doug Wickenheiser	68	23	20	43	9	36	1	2	3	155	14.8
Greg Paslawski	72	22	20	42	6	21	7	0	2	159	13.8
Mark Reeds	80	9	30	39	8	25	0	1	4	98	9.2
Rob Ramage	80	7	31	38	-7	178	1	0	0	285	2.5
Dave Barr	75	16	18	34	5	32	2	0	1	75	21.3
Kevin LaVallee	38	15	17	32	2	8	2	0	1	68	22.1
Craig Levie	61	6	23	29	2	33	2	0	1	94	6.4
Tim Bothwell	79	4	22	26	27	62	1	0	0	102	3.9
Rik Wilson	51	8	16	24	14	39	3	0	0	85	9.4
Pat Hickey	57	10	13	23	-4	32	0	3	1	53	18.9
Perry Anderson	71	9	9	18	2	146	0	0	0	186	10.5
Gilbert Delorme	74	2	12	14	7	53	1	0	0	85	2.4
Mark Johnson (HFD)	49	19	28	47	-24	21	10	0	2	107	17.8
(STL)	17	4	6	10	-2	2	0	0	0	36	11.1
(TOTALS)	66	23	34	57	-26	23	12	0	2	143	16.1
Denis Cyr	9	5	3	8	1	0	0	0	1	12	41.7
Jim Pavese	51	2	7	7	-4	69	0	0	1	27	7.4
Terry Johnson	74	0	5	7	13	120	0	0	0	41	0.0
Alain Lemieux	19	4	2	6	2	0	0	0	1	11	36.4
Dwight Schofield	43	1	4	5	-4	184	0	0	0	14	7.1
Luc Dufour (QUE)	30	2	3	5	-5	27	0	0	0	18	11.1
(STL)	23	1	3	4	-8	18	0	0	0	38	2.6
(TOTALS)	53	3	6	9	-13	45	0	0	0	56	5.4
Brian Benning	4	0	2	2	-6	0	0	0	0	1	0.0
Perry Ganchar	7	0	2	2	0	0	0	0	0	4	0.0
Mike Liut	32	0	1	1	0	4	0	0	0	0	0.0
Rick Wamsley	40	0	1	1	0	0	0	0	0	0	0.0
Rick Heinz	2	0	0	0	0	0	0	0	0	0	0.0
Greg Millen (HFD)	44	0	0	0	0	4	0	0	0	0	0.0
(STL)	10	0	0	0	0	0	0	0	0	0	0.0
(TOTALS)	54	0	0	0	0	4	0	0	0	0	0.0

PLAYER	GP	W	L	T/O	GA	SA	SV%	GAA	SO	MIN
Rick Wamsley	40	23	12	5	126	1,094	0.885	3.26	0	2,319
Mike Liut (STL)	32	12	6	119	992	0.880	3.82	1	1,869	
(HFD)	13	5	7	1	38	419	0.309	2.88	1	791
(TOTALS)	45	17	19	7	157	1,411	0.889	3.54	2	2,660
Greg Millen (HFD)	44	16	22	6	187	1,288	0.855	4.22	1	2,659
(STL)	10	2	7	1	35	271	0.871	3.46	0	607
(TOTALS)	54	18	29	7	222	1,559	0.858	4.08	1	3,266
Rick Heinz	2	0	0	0	3	26	0.885	2.57	0	70



ST. LOUIS BLUES

1983-1984 GAME-BY-GAME (32-41-7, 71 pts, 2nd Norris Division)

#	DATE	VERSUS	SCORE	RECORD
1	10/4	Pittsburgh	5-3	W 1-0-0
2	10/5	@ Chicago	3-4	L 1-1-0
3	10/8	Chicago	4-1	W 2-1-0
4	10/11	Vancouver	3-2	W 3-1-0
5	10/13	Los Angeles	7-4	W 4-1-0
6	10/15	N.Y. Rangers	6-5	W 5-1-0
7	10/19	@ Detroit	2-4	L 5-2-0
8	10/22	Chicago	2-1	W 6-2-0
9	10/25	@ Vancouver	1-7	L 6-3-0
10	10/26	@ Calgary	4-5	L 6-4-0
11	10/29	Boston	2-3	L 6-5-0
12	11/1	Detroit	2-3	L 6-6-0
13	11/3	@ Boston	5-9	L 6-7-0
14	11/5	Philadelphia	7-6	W 7-7-0
15	11/8	@ Los Angeles	5-5	T 7-7-1
16	11/10	@ Los Angeles	2-6	L 7-8-1
17	11/12	@ Minnesota	2-5	L 7-9-1
18	11/15	Montreal	2-5	L 7-10-1
19	11/16	@ Chicago	3-4	L 7-11-1
20	11/19	@ Pittsburgh	4-4	T 7-11-2
21	11/22	Toronto	7-4	W 8-11-2
22	11/23	@ Detroit	0-3	L 8-12-2
23	11/26	Edmonton	8-6	W 9-12-2
24	11/29	N.Y. Islanders	5-5	T 9-12-3
25	12/2	@ Buffalo	6-7	L 9-13-3
26	12/3	@ Hartford	2-7	L 9-14-3
27	12/6	Buffalo	8-2	W 10-14-3
28	12/7	@ Toronto	4-3	W 11-14-3
29	12/10	Detroit	8-3	W 12-14-3
30	12/13	Chicago	4-1	W 13-14-3
31	12/14	@ Minnesota	4-4	T 13-14-4
32	12/17	@ Montreal	3-6	L 13-15-4
33	12/20	Minnesota	2-5	L 13-16-4
34	12/21	@ Toronto	4-5	L 13-17-4
35	12/23	@ Winnipeg	3-6	L 13-18-4
36	12/26	@ Chicago	1-3	L 13-19-4
37	12/27	@ New Jersey	5-4	OT W 14-19-4
38	12/29	Toronto	3-1	W 15-19-4
39	12/31	Pittsburgh	2-0	W 16-19-4
40	1/3	Toronto	8-3	W 17-19-4
41	1/5	@ Washington	1-5	L 17-20-4
42	1/7	@ Montreal	0-5	L 17-21-4
43	1/8	@ Toronto	5-2	W 18-21-4
44	1/10	Vancouver	2-0	W 19-21-4
45	1/12	Boston	2-6	L 19-22-4
46	1/14	Minnesota	2-4	L 19-23-4
47	1/17	Calgary	2-2	T 19-23-5
48	1/18	@ N.Y. Rangers	2-6	L 19-24-5
49	1/20	@ New Jersey	4-3	OT W 20-24-5
50	1/21	Buffalo	1-2	L 20-25-5
51	1/24	Toronto	6-3	W 21-25-5
52	1/27	Minnesota	8-10	L 21-26-5
53	1/29	@ N.Y. Rangers	2-3	L 21-27-5
54	2/2	@ N.Y. Islanders	5-2	W 22-27-5
55	2/4	Hartford	3-7	L 22-28-5
56	2/7	Calgary	1-2	L 22-29-5
57	2/11	Chicago	1-1	T 22-29-6
58	2/15	@ Detroit	4-3	W 23-29-6
59	2/16	@ Philadelphia	2-5	L 23-30-6
60	2/18	Washington	2-4	L 23-31-6
61	2/19	@ Chicago	5-6	L 23-32-6
62	2/21	Edmonton	5-6	L 23-33-6
63	2/23	@ N.Y. Islanders	1-5	L 23-34-6
64	2/25	@ Quebec	3-3	T 23-34-7
65	2/26	@ Quebec	0-5	L 23-35-7
66	2/28	Minnesota	5-2	W 24-35-7
67	2/29	@ Minnesota	7-5	W 25-35-7
68	3/3	Philadelphia	4-3	W 26-35-7

#	DATE	VERSUS	SCORE	RECORD
69	3/6	Detroit	1-3	L 26-36-7
70	3/8	@ Detroit	3-6	L 26-37-7
71	3/10	New Jersey	6-5	OT W 27-37-7
72	3/13	Hartford	2-0	W 28-37-7
73	3/15	Detroit	5-3	W 29-37-7
74	3/17	Quebec	4-6	L 29-38-7
75	3/18	@ Washington	5-3	W 30-38-7
76	3/20	Winnipeg	9-3	W 31-38-7
77	3/24	@ Edmonton	7-1	W 32-38-7
78	3/26	@ Minnesota	3-4	L 32-39-7
79	3/30	@ Winnipeg	1-2	L 32-40-7
80	3/31	@ Toronto	4-6	L 32-41-7

PLAYER	GP	G	A	TP	+/-	PIM	PPSH	GW	S	S%	
Bernie Federko	79	41	66	107	-3	43	14	0	4	197	20.8
Joe Mullen	80	41	44	85	-8	19	13	0	6	228	18.0
Brian Sutter	76	32	51	83	-6	162	14	2	3	193	16.6
Jorgen Pettersson	77	28	34	62	-2	29	7	0	7	212	13.2
Rob Ramage	80	15	45	60	-11	121	9	0	3	266	5.6
Doug Gilmour	80	25	28	53	6	57	3	1	1	157	15.9
Guy Chouinard	64	12	34	46	-15	10	4	0	2	117	10.3
Wayne Babych	70	13	29	42	1	52	3	0	0	115	11.3
Doug Wickenheiser (STL)	46	7	21	28	10	19	2	0	1	118	5.9
(MTL)	27	5	5	10	1	6	0	0	1	26	19.2
(TOTALS)	73	12	26	38	11	25	2	0	2	144	8.3
Mark Reeds	65	11	14	25	-3	23	3	1	0	72	15.3
Perry Turnbull	32	14	8	22	-2	81	1	0	0	84	16.7
Pat Hickey	69	9	11	20	-3	24	0	0	1	78	11.5
Rik Wilson	48	7	11	18	4	53	2	0	1	72	9.7
Andre Dore	55	3	12	15	3	58	0	0	1	51	5.9
Tim Bothwell	62	2	13	15	22	65	1	0	0	59	3.4
Greg Paslawski (STL)	34	8	6	14	4	17	1	0	0	36	22.2
(MTL)	26	1	4	5	-5	4	0	0	0	27	3.7
(TOTALS)	60	9	10	19	-1	21	1	0	0	63	14.3
Jack Carlson	58	6	8	14	9	95	0	0	0	35	17.1
Dwight Schofield	70	4	10	14	-3	219	0	0	1	48	8.3
Perry Anderson	50	7	5	12	-13	195	0	0	1	49	14.3
Blake Dunlop	17	1	10	11	-1	4	0	0	0	18	5.6
Dave Pichette (STL)	23	0	11	11	-5	6	0	0	0	37	0.0
(QUE)	23	2	7	9	2	12	0	0	0	34	5.9
(TOTALS)	46	2	18	20	-3	18	0	0	0	71	2.8
Alain Lemieux	17	4	5	9	0	6	1	0	0	14	28.6
Terry Johnson	65	2	6	8	5	143	0	0	0	38	5.3
Jack Bronschidle	51	1	7	8	-21	19	1	0	0	50	2.0
Gilbert Delorme (STL)	44	0	5	5	-7	41	0	0	0	68	0.0
(MTL)	27	2	7	9	-4	8	0	0	0	37	5.4
(TOTALS)	71	2	12	14	-11	49	0	0	0	105	1.9
Mike Liut	58	0	4	4	0	0	0	0	0	0	0.0
Larry Patey	17	0	1	1	-12	8	0	0	0	9	0.0
Jim Pavese	4	0	1	1	-1	19	0	0	0	1	0.0
Dave Barr (NYR)	6	0	0	0	0	2	0	0	0	9	0.0
(STL)	1	0	0	0	-1	0	0	0	0	0	0.0
(TOTALS)	7	0	0	0	-1	2	0	0	0	9	0.0
Perry Ganchar	1	0	0	0	1	0	0	0	0	0	0.0
Rick Heinz	22	0	0	0	4	0	0	0	0	0	0.0
Ralph Klassen	5	0	0	0	-5	0	0	0	0	5	0.0
Michel Larocque	5	0	0	0	2	0	0	0	0	0	0.0
John Markell	2	0	0	0	-4	0	0	0	0	0	0.0

PLAYER	GP	W	L	T/O	GA	SA	SV%	GAA	SO	MIN
Mike Liut	58	25	29	4	197	1,697	0.884	3.45	3	3,425
Rick Heinz	22	7	7	3	80	539	0.852	4.29	0	1,118
Michel Larocque	5	0	5	0	31	164	0.811	6.20	0	300

ALL-TIME TEAM & INDIVIDUAL RECORDS & STATS

1982-1983 GAME-BY-GAME (25-40-15, 65 pts, 4th Norris Division)

#	DATE	VERSUS	SCORE	RECORD
1	10/6	@ Detroit	2-1	W 1-0-0
2	10/7	Toronto	3-2	W 2-0-0
3	10/9	Minnesota	3-6	L 2-1-0
4	10/13	@ Chicago	4-6	L 2-2-0
5	10/14	Winnipeg	2-5	L 2-3-0
6	10/16	Detroit	6-0	W 3-3-0
7	10/18	@ Minnesota	3-4	L 3-4-0
8	10/20	@ Pittsburgh	5-3	W 4-4-0
9	10/23	Chicago	5-4	W 5-4-0
10	10/24	@ Buffalo	2-6	L 5-5-0
11	10/27	@ Detroit	4-5	L 5-6-0
12	10/30	Washington	5-6	L 5-7-0
13	11/2	Detroit	4-2	W 6-7-0
14	11/5	@ Washington	4-3	W 7-7-0
15	11/6	Toronto	3-3	T 7-7-1
16	11/9	@ N.Y. Islanders	1-4	L 7-8-1
17	11/10	@ N.Y. Rangers	4-5	L 7-9-1
18	11/13	@ Hartford	2-5	L 7-10-1
19	11/14	@ Boston	3-7	L 7-11-1
20	11/16	New Jersey	7-2	W 8-11-1
21	11/20	Detroit	2-2	T 8-11-2
22	11/21	@ Philadelphia	1-3	L 8-12-2
23	11/23	Montreal	1-1	T 8-12-3
24	11/26	@ Buffalo	6-8	L 8-13-3
25	11/27	Pittsburgh	5-3	W 9-13-3
26	11/30	N.Y. Islanders	2-3	L 9-14-3
27	12/2	Minnesota	3-6	L 9-15-3
28	12/4	@ Los Angeles	3-6	L 9-16-3
29	12/5	@ Vancouver	3-6	L 9-17-3
30	12/7	@ Edmonton	2-3	L 9-18-3
31	12/9	@ Calgary	7-2	W 10-18-3
32	12/11	Vancouver	3-4	L 10-19-3
33	12/14	Winnipeg	1-3	L 10-20-3
34	12/15	@ Toronto	4-2	W 11-20-3
35	12/18	Hartford	7-4	W 12-20-3
36	12/21	@ Detroit	5-5	T 12-20-4
37	12/23	Toronto	7-3	W 13-20-4
38	12/26	@ Chicago	4-7	L 13-21-4
39	12/28	Boston	0-3	L 13-22-4
40	12/29	@ Pittsburgh	6-5	W 14-22-4
41	1/1	Philadelphia	1-4	L 14-23-4
42	1/4	Chicago	2-4	L 14-24-4
43	1/5	@ Minnesota	3-3	T 14-24-5
44	1/8	Washington	3-3	T 14-24-6
45	1/11	Edmonton	5-7	L 14-25-6
46	1/14	@ Winnipeg	4-2	W 15-25-6
47	1/17	@ Toronto	4-4	T 15-25-7
48	1/18	@ Quebec	1-3	L 15-26-7
49	1/20	@ New Jersey	3-3	T 15-26-8
50	1/22	Calgary	6-7	L 15-27-8
51	1/25	Minnesota	4-4	T 15-27-9
52	1/27	@ Minnesota	3-3	T 15-27-10
53	1/29	Los Angeles	4-2	W 16-27-10
54	2/1	Chicago	0-5	L 16-28-10
55	2/2	@ Detroit	4-3	W 17-28-10
56	2/5	N.Y. Rangers	2-2	T 17-28-11
57	2/10	@ Philadelphia	2-5	L 17-29-11
58	2/12	New Jersey	5-1	W 18-29-11
59	2/14	Buffalo	6-4	W 19-29-11
60	2/16	@ Toronto	3-6	L 19-30-11
61	2/17	Toronto	3-6	L 19-31-11
62	2/19	Quebec	4-4	T 19-31-12
63	2/22	@ Vancouver	3-6	L 19-32-12
64	2/25	@ Edmonton	5-5	T 19-32-13
65	2/26	@ Calgary	2-7	L 19-33-13
66	3/1	Los Angeles	7-2	W 20-33-13
67	3/2	@ Minnesota	4-4	T 20-33-14
68	3/5	Montreal	5-6	L 20-34-14

#	DATE	VERSUS	SCORE	RECORD
69	3/8	N.Y. Islanders	6-0	W 21-34-14
70	3/9	@ Toronto	2-5	L 21-35-14
71	3/12	Detroit	2-1	W 22-35-14
72	3/15	Quebec	5-3	W 23-35-14
73	3/16	@ Chicago	1-4	L 23-36-14
74	3/19	Minnesota	3-3	T 23-36-15
75	3/22	@ Hartford	4-1	W 24-36-15
76	3/24	@ Boston	6-7	L 24-37-15
77	3/26	@ Montreal	5-6	L 24-38-15
78	3/29	N.Y. Rangers	3-4	L 24-39-15
79	4/2	Chicago	4-2	W 25-39-15
80	4/3	@ Chicago	2-7	L 25-40-15

PLAYER	GP	G	A	TP	+/-	PIM	PP	SH	GW	S	%
Bernie Federko	75	24	60	84	-10	24	9	0	1	184	13.0
Brian Sutter	79	46	30	76	0	254	11	0	4	204	22.5
Jorgen Pettersson	74	35	38	73	-10	4	7	3	4	201	17.4
Blake Dunlop	78	22	44	66	-6	14	8	0	2	135	16.3
Rob Ramage	78	16	35	51	-9	193	7	0	3	279	5.7
Perry Turnbull	79	32	15	47	-20	172	6	0	1	205	15.6
Joe Mullen	49	17	30	47	-5	6	5	0	0	128	13.3
Wayne Babych	71	16	23	39	-24	62	5	0	2	148	10.8
Alain Lemieux	42	9	25	34	-10	18	1	0	0	71	12.7
Guy Lapointe	54	3	23	26	-12	43	1	1	1	106	2.8
Mike Zuke	43	8	16	24	-3	14	0	0	1	58	13.8
Jack Brownschilde	72	1	22	23	-3	30	1	0	0	127	0.8
Larry Patey	67	9	12	21	-6	80	0	3	0	72	12.5
Mark Reeds	20	5	14	19	8	6	0	0	1	34	14.7
Blair Chapman	39	7	11	18	-10	3	0	1	46	15.2	
Mike Crombeen	80	6	11	17	-5	20	0	1	1	71	8.5
Andre Dore	38	2	15	17	9	25	0	0	0	41	4.9
Tim Bothwell	61	4	11	15	-8	34	0	1	1	62	6.5
Bob Crawford	27	5	9	14	-5	2	1	0	0	63	7.9
Rik Wilson	56	3	11	14	-10	50	1	0	1	77	3.9
Vaclav Nedomansky	22	2	9	11	-8	2	1	0	0	35	5.7
Jack Carlson	54	6	1	7	-3	58	0	1	43	14.0	
Perry Anderson	18	5	2	7	-6	14	0	0	0	27	18.5
Ed Kea	46	0	5	5	-7	24	0	0	0	42	0.0
Alain Vigneault	28	1	3	4	-4	39	0	0	0	13	7.7
Ralph Klassen	29	0	2	2	-3	6	0	0	0	14	0.0
Jim Pavese	24	0	2	2	-11	45	0	0	0	9	0.0
Curt Brackenbury	6	1	0	1	-8	6	0	0	2	50	0.0
Glen Hanlon	14	0	0	0	0	0	0	0	0	0	0.0
Gerry Hart	8	0	0	0	-3	2	0	0	0	0	0.0
Rick Heinz	9	0	0	0	0	2	0	0	0	0	0.0
Pat Hickey	1	0	0	0	0	0	0	0	1	0	0.0
Mike Liut	68	0	0	0	0	2	0	0	0	0	0.0
Bill Stewart	7	0	0	0	-1	8	0	0	5	0	0.0
Rob Tudor	2	0	0	0	0	0	0	0	0	0	0.0

PLAYER	GP	W	L	T/O	GA	GAA	SO	MIN
Mike Liut	68	21	27	13	235	3.72	1	3,794
Glen Hanlon (N.Y.R.)	21	9	10	1	67	3.43	0	1,173
(STL)	14	3	8	1	50	4.47	0	671
(TOTALS)	35	12	18	2	117	3.81	0	1,844
Rick Heinz	9	1	5	1	24	4.30	1	335



ST. LOUIS BLUES

1981-1982 GAME-BY-GAME (32-40-8, 72 pts, 3rd Norris Division)

#	DATE	VERSUS	SCORE	RECORD
1	10/6	Pittsburgh	6-2	W 1-0-0
2	10/10	Calgary	4-6	L 1-1-0
3	10/15	@ Detroit	3-6	L 1-2-0
4	10/17	Chicago	7-3	W 2-2-0
5	10/18	@ N.Y. Rangers	3-5	L 2-3-0
6	10/20	Boston	3-4	L 2-4-0
7	10/22	@ Minnesota	5-5	T 2-4-1
8	10/24	Philadelphia	3-6	L 2-5-1
9	10/25	@ Chicago	4-4	T 2-5-2
10	10/27	Toronto	7-5	W 3-5-2
11	10/28	@ Buffalo	2-6	L 3-6-2
12	10/31	Los Angeles	5-4	W 4-6-2
13	11/4	@ Quebec	2-6	L 4-7-2
14	11/5	@ Montreal	3-4	L 4-8-2
15	11/7	Calgary	4-2	W 5-8-2
16	11/10	@ Calgary	7-0	W 6-8-2
17	11/12	@ Los Angeles	2-5	L 6-9-2
18	11/14	@ Colorado	4-2	W 7-9-2
19	11/17	Edmonton	1-5	L 7-10-2
20	11/18	@ Pittsburgh	1-6	L 7-11-2
21	11/21	Winnipeg	1-1	T 7-11-3
22	11/22	@ Winnipeg	4-5	L 7-12-3
23	11/24	Montreal	2-2	T 7-12-4
24	11/26	@ N.Y. Islanders	2-9	L 7-13-4
25	11/30	Colorado	4-2	W 8-13-4
26	12/1	Detroit	7-5	W 9-13-4
27	12/5	Pittsburgh	3-1	W 10-13-4
28	12/6	@ Philadelphia	2-8	L 10-14-4
29	12/9	@ Hartford	1-5	L 10-15-4
30	12/10	@ Boston	3-2	W 11-15-4
31	12/12	@ Quebec	6-4	W 12-15-4
32	12/15	Minnesota	4-2	W 13-15-4
33	12/19	Vancouver	5-0	W 14-15-4
34	12/20	@ Winnipeg	4-5	L 14-16-4
35	12/22	Buffalo	3-2	W 15-16-4
36	12/26	@ Minnesota	3-6	L 15-17-4
37	12/27	@ Chicago	4-3	W 16-17-4
38	12/29	Hartford	6-1	W 17-17-4
39	12/30	@ Toronto	6-4	W 18-17-4
40	1/2	Philadelphia	3-5	L 18-18-4
41	1/5	Minnesota	4-1	W 19-18-4
42	1/8	@ Colorado	1-7	L 19-19-4
43	1/9	Washington	7-4	W 20-19-4
44	1/13	Quebec	2-4	L 20-20-4
45	1/16	Chicago	8-6	W 21-20-4
46	1/19	@ Vancouver	5-4	W 22-20-4
47	1/20	@ Edmonton	6-8	L 22-21-4
48	1/23	Toronto	6-2	W 23-21-4
49	1/26	Edmonton	4-6	L 23-22-4
50	1/28	Minnesota	8-3	W 24-22-4
51	1/30	@ Los Angeles	4-7	L 24-23-4
52	2/2	Winnipeg	10-6	W 25-23-4
53	2/3	@ Chicago	5-9	L 25-24-4
54	2/6	Hartford	2-4	L 25-25-4
55	2/7	@ Detroit	5-8	L 25-26-4
56	2/10	N.Y. Rangers	3-3	T 25-26-5
57	2/13	Vancouver	2-3	L 25-27-5
58	2/16	Buffalo	1-2	L 25-28-5
59	2/18	@ Montreal	3-5	L 25-29-5
60	2/20	@ Toronto	5-8	L 25-30-5
61	2/23	Toronto	3-2	W 26-30-5
62	2/25	@ Washington	1-9	L 26-31-5
63	2/27	Detroit	6-2	W 27-31-5
64	2/28	@ Winnipeg	2-5	L 27-32-5
65	3/2	Boston	2-2	T 27-32-6
66	3/3	@ Washington	4-8	L 27-33-6
67	3/6	Detroit	5-1	W 28-33-6
68	3/8	@ Minnesota	1-8	L 28-34-6
69	3/9	N.Y. Islanders	4-6	L 28-35-6
70	3/13	Minnesota	2-3	L 28-36-6
71	3/16	Winnipeg	3-7	L 28-37-6
72	3/18	@ Detroit	7-4	W 29-37-6
73	3/20	@ N.Y. Islanders	3-3	T 29-37-7

#	DATE	VERSUS	SCORE	RECORD
74	3/21	@ N.Y. Rangers	5-8	L 29-38-7
75	3/25	@ Toronto	3-4	L 29-39-7
76	3/26	@ Winnipeg	4-4	T 29-39-8
77	3/28	@ Chicago	8-3	W 30-39-8
78	3/30	Toronto	5-3	W 31-39-8
79	4/3	Chicago	4-7	L 31-40-8
80	4/4	@ Detroit	3-2	W 32-40-8

PLAYER	GP	G	A	TP	+/-	PIM	PP	SHGW	S	%	
Bernie Federko	74	30	62	92	-10	70	11	0	6	177	16.9
Blake Dunlop	77	25	53	78	-9	32	10	1	1	129	19.4
Brian Sutter	77	39	36	75	-2	239	14	0	3	195	20.0
Jorgen Pettersson	77	38	31	69	-8	28	8	0	2	227	16.7
Perry Turnbull	79	33	26	59	-15	161	2	0	2	215	15.3
Joe Mullen	45	25	34	59	11	4	10	0	3	141	17.7
Mike Zuke	76	13	40	53	-18	41	1	1	2	159	8.2
Wayne Babych	51	19	25	44	-12	51	4	0	3	142	13.4
Tony Currie (STL)	48	18	22	40	-7	17	4	0	2	103	17.5
(VAN)	12	5	3	8	1	2	2	0	0	29	17.2
(TOTALS)	60	23	48	66	-6	19	6	0	2	137	17.4
Jack Brownschidle	80	5	33	38	-5	26	3	0	1	149	3.4
Mike Crombeen	71	19	8	27	-10	32	0	1	1	99	19.2
Larry Patey	70	14	12	26	-10	97	1	4	2	109	12.8
Rick Lapointe	71	2	20	22	-6	127	0	0	0	91	2.2
Jim Nill (STL)	61	9	12	21	-13	127	1	2	0	65	13.8
(VAN)	8	1	2	3	5	0	0	0	1	6	16.7
(TOTALS)	69	10	14	24	-13	132	1	2	1	71	14.1
Rik Wilson	48	3	18	21	-10	24	1	0	1	95	3.2
Blair Chapman	18	6	11	17	1	8	2	0	0	28	21.4
Ed Kea	78	2	14	16	19	62	0	0	0	89	2.2
Joe Micheletti (COL)	21	2	6	8	-4	4	0	0	0	41	4.9
(STL)	20	3	11	14	-2	28	2	0	0	30	10.0
(TOTALS)	41	5	17	22	-6	32	2	0	0	71	7.0
Jim Pavese	42	2	9	11	-14	101	0	0	1	29	6.9
Ralph Klassen (STL)	45	3	7	10	-3	6	0	1	1	25	12.0
Bill Baker (COL)	35	3	5	8	-8	50	1	0	0	44	6.8
(TOTALS)	14	0	3	3	-13	17	0	0	0	11	0.0
Kari Eloranta (CGY)	19	0	5	5	-14	14	0	0	0	11	0.0
(STL)	12	1	7	8	5	6	1	0	1	22	4.5
(TOTALS)	31	1	12	13	-9	20	1	0	1	33	3.0
Guy Lapointe (MTL)	47	1	19	20	-3	72	0	0	0	97	1.0
(STL)	8	0	6	6	-3	4	0	0	0	15	0.0
(TOTALS)	55	1	25	26	-6	76	0	0	0	112	0.9
Bill Stewart	22	0	5	5	-5	25	0	0	0	21	0.0
Mark Reeds	9	1	3	4	3	0	0	0	0	8	12.5
Perry Anderson	5	1	2	3	1	0	0	0	0	9	11.1
Alain Vigneault	14	1	2	3	-1	43	0	0	0	9	11.1
Richie Hansen	2	0	2	2	-2	0	0	0	0	4	0.0
Mike Liut	64	0	2	2	0	2	0	0	0	0	0.0
Bob Crawford	3	0	1	1	-4	0	0	0	0	9	0.0
Gary Edwards (STL)	10	0	1	1	0	0	0	0	0	0	0.0
(PIT)	6	0	0	0	0	2	0	0	0	0	0.0
(TOTALS)	16	0	1	1	0	2	0	0	0	0	0.0
Gerry Hart	35	0	1	1	-5	102	0	0	0	15	0.0
Alain Lemieux	3	0	1	1	-1	0	0	0	0	7	0.0
Scott Campbell	3	0	0	0	-1	52	0	0	0	4	0.0
Glen Hanlon (VAN)	28	0	0	0	0	22	0	0	0	0	0.0
(STL)	2	0	0	0	0	0	0	0	0	0	0.0
(TOTALS)	30	0	0	0	0	22	0	0	0	0	0.0
Rick Heinz (STL)	9	0	0	0	0	0	0	0	0	0	0.0
(VAN)	3	0	0	0	0	0	0	0	0	0	0.0
(TOTALS)	12	0	0	0	0	0	0	0	0	0	0.0
Neil Labatte	4	0	0	0	-3	6	0	0	0	3	0.0
Paul Skidmore	2	0	0	0	0	0	0	0	0	0	0.0

PLAYER	GP	W	L	T/O	GA	GAA	SO	MIN
Mike Liut	64	28	28	7	250	4.06	2	3,691
Rick Heinz (STL)	9	2	5	0	35	4.85	0	433
(VAN)	3	2	1	0	9	3.00	1	180
(TOTALS)	12	4	6	0	44	4.31	1	613
Paul Skidmore	2	1	1	0	6	3.00	0	120
Gary Edwards (STL)	10	1	5	1	45	5.63	0	480
(PIT)	6	3	2	1	22	3.67	1	360
(TOTALS)	16	4	7	2	67	4.79	1	840
Glen Hanlon (VAN)	28	8	14	5	106	3.95	1	1,610
(STL)	2	0	1	0	8	6.32	0	76
(TOTALS)	30	8	15	5	114	4.06	1	1,686

ALL-TIME TEAM & INDIVIDUAL RECORDS & STATS

1980-1981 GAME-BY-GAME (45-18-17, 107 pts, 1st Smythe Division)

#	DATE	VERSUS	SCORE	RECORD	#	DATE	VERSUS	SCORE	RECORD
1	10/9	Hartford	8-6	W	1-0-0				
2	10/11	Philadelphia	1-5	L	1-1-0				
3	10/14	@ N.Y. Islanders	5-5	T	1-1-1				
4	10/15	@ N.Y. Rangers	2-1	W	2-1-1				
5	10/18	Boston	3-2	W	3-1-1				
6	10/21	Montreal	4-3	W	4-1-1				
7	10/22	@ Pittsburgh	3-9	L	4-2-1				
8	10/24	@ Washington	3-2	W	5-2-1				
9	10/25	Washington	3-3	T	5-2-2				
10	10/28	N.Y. Rangers	5-4	W	6-2-2				
11	10/29	@ Minnesota	2-2	T	6-2-3				
12	11/1	Calgary	2-3	L	6-3-3				
13	11/2	@ Chicago	5-3	W	7-3-3				
14	11/5	Hartford	6-1	W	8-3-3				
15	11/8	@ Calgary	2-4	L	8-4-3				
16	11/9	@ Edmonton	6-4	W	9-4-3				
17	11/11	@ Vancouver	8-2	W	10-4-3				
18	11/14	@ Colorado	1-5	L	10-5-3				
19	11/15	@ Los Angeles	5-3	W	11-5-3				
20	11/18	N.Y. Islanders	2-7	L	11-6-3				
21	11/22	Detroit	6-2	W	12-6-3				
22	11/25	Buffalo	5-3	W	13-6-3				
23	11/26	@ Toronto	6-4	W	14-6-3				
24	11/28	@ Winnipeg	1-1	T	14-6-4				
25	11/29	Calgary	9-3	W	15-6-4				
26	12/2	Quebec	5-2	W	16-6-4				
27	12/6	Winnipeg	5-2	W	17-6-4				
28	12/9	Minnesota	4-1	W	18-6-4				
29	12/11	Chicago	2-5	L	18-7-4				
30	12/13	Colorado	9-4	W	19-7-4				
31	12/14	@ Philadelphia	4-5	L	19-8-4				
32	12/17	@ Quebec	1-4	L	19-9-4				
33	12/18	@ Boston	7-3	W	20-9-4				
34	12/20	Winnipeg	5-2	W	21-9-4				
35	12/23	Pittsburgh	6-3	W	22-9-4				
36	12/27	@ Los Angeles	4-4	T	22-9-5				
37	12/28	@ Vancouver	3-2	W	23-9-5				
38	12/30	Toronto	5-3	W	24-9-5				
39	1/3	Vancouver	6-3	W	25-9-5				
40	1/6	Quebec	6-3	W	26-9-5				
41	1/8	@ Philadelphia	5-5	T	26-9-6				
42	1/10	Los Angeles	6-6	T	26-9-7				
43	1/12	@ Hartford	5-2	W	27-9-7				
44	1/14	@ Pittsburgh	3-6	L	27-10-7				
45	1/17	Edmonton	7-6	W	28-10-7				
46	1/21	@ Hartford	6-6	T	28-10-8				
47	1/22	@ Boston	3-7	L	28-11-8				
48	1/24	Chicago	4-2	W	29-11-8				
49	1/27	Pittsburgh	7-1	W	30-11-8				
50	1/31	Philadelphia	2-3	L	30-12-8				
51	2/1	@ Detroit	4-1	W	31-12-8				
52	2/3	Edmonton	3-3	T	31-12-9				
53	2/5	Toronto	8-4	W	32-12-9				
54	2/7	Vancouver	9-2	W	33-12-9				
55	2/8	@ Buffalo	3-3	T	33-12-10				
56	2/12	@ Montreal	3-3	T	33-12-11				
57	2/14	@ N.Y. Islanders	1-1	T	33-12-12				
58	2/15	@ N.Y. Rangers	5-4	W	34-12-12				
59	2/17	@ Calgary	5-2	W	35-12-12				
60	2/18	@ Edmonton	2-9	L	35-13-12				
61	2/21	Colorado	4-1	W	36-13-12				
62	2/24	Montreal	2-2	T	36-13-13				
63	2/25	@ Detroit	3-2	W	37-13-13				
64	2/28	Washington	7-4	W	38-13-13				
65	3/1	@ Chicago	4-4	T	38-13-14				
66	3/3	Boston	4-2	W	39-13-14				
67	3/7	N.Y. Rangers	7-2	W	40-13-14				
68	3/8	@ Colorado	7-0	W	41-13-14				

PLAYER	GP	G	A	TP	+-	PIM	PPSH	GW	S	%	
Bernie Federko	78	31	73	104	9	47	9	2	4	170	18.2
Wayne Babych	78	54	42	96	14	93	14	0	7	306	17.6
Blake Dunlop	80	20	67	87	16	40	6	0	2	134	14.9
Jorgen Pettersson	62	37	36	73	14	24	8	0	5	172	21.5
Brian Sutter	78	35	34	69	12	232	17	0	4	203	17.2
Mike Zuke	74	24	44	68	15	57	10	1	1	145	16.6
Perry Turnbull	75	34	22	56	15	209	5	0	5	209	16.3
Tony Currie	61	23	32	55	32	38	2	0	4	112	20.5
Blair Chapman	55	20	26	46	3	41	5	0	3	114	17.5
Larry Patey	80	22	23	45	2	107	0	8	3	125	17.6
Rick Lapointe	80	8	25	33	36	124	0	0	3	84	9.5
Joe Micheletti	63	4	27	31	12	53	3	0	1	102	3.9
Jack Brownschidle	71	5	23	28	5	12	3	1	1	96	5.2
Mike Crombeen	66	9	14	23	1	58	0	1	1	91	9.9
Bill Stewart	60	2	21	23	19	114	0	0	0	62	3.2
Ed Kea	74	3	18	21	15	60	0	0	0	59	5.1
Ralph Klassen	66	6	12	18	-5	23	0	1	0	65	9.2
Craig Norwich (STL)	23	4	12	16	1	14	3	0	1	64	6.3
(COL)	11	3	11	14	4	10	0	0	0	23	13.0
(TOTALS)	34	7	23	30	5	24	4	0	1	87	8.0
Gerry Hart (STL)	63	4	11	15	9	132	0	0	0	44	9.1
(QUE)	6	0	0	0	-2	10	0	0	0	6	0.0
(TOTALS)	69	4	11	15	7	142	0	0	0	50	8.0
Bryan Maxwell	40	3	10	13	7	137	0	0	0	35	8.6
Hartland Monahan	25	4	2	6	2	4	0	2	0	32	12.5
Ed Staniowski	19	0	2	2	0	0	0	0	0	0	0.0
Rick Heinz	4	0	1	1	0	0	0	0	0	0	0.0
Bob Hess	4	0	0	0	-3	4	0	0	0	3	0.0
Dick Lamby	1	0	0	0	-1	0	0	0	0	2	0.0
Chuck Lefley	2	0	0	0	0	0	0	0	0	1	0.0
Mike Liut	61	0	0	0	0	0	0	0	0	0	0.0
Paul MacLean	1	0	0	0	1	0	0	0	0	1	0.0

PLAYER	GP	W	L	T/O	GA	GAA	SO	MIN
Mike Liut	61	33	14	13	199	3.34	1	3,570
Ed Staniowski	19	10	3	3	72	4.28	0	1,010
Rick Heinz	4	2	1	1	8	2.18	0	220



ST. LOUIS BLUES

1979-1980 GAME-BY-GAME (34-34-12, 80 pts, 2nd Smythe Division)

#	DATE	VERSUS	SCORE	RECORD
1	10/9	@ Vancouver	5-2	W 1-0-0
2	10/11	@ Colorado	3-3	T 1-0-1
3	10/13	@ Los Angeles	3-5	L 1-1-1
4	10/17	Vancouver	1-5	L 1-2-1
5	10/20	Buffalo	3-2	W 2-2-1
6	10/23	Boston	5-5	T 2-2-2
7	10/24	@ Minnesota	2-5	L 2-3-2
8	10/27	Atlanta	0-3	L 2-4-2
9	10/28	@ Winnipeg	2-2	T 2-4-3
10	10/30	Edmonton	2-1	W 3-4-3
11	11/1	@ Philadelphia	1-3	L 3-5-3
12	11/3	Los Angeles	4-1	W 4-5-3
13	11/7	Toronto	4-7	L 4-6-3
14	11/10	@ Montreal	5-3	W 5-6-3
15	11/11	@ Quebec	1-4	L 5-7-3
16	11/13	Montreal	2-5	L 5-8-3
17	11/14	@ Toronto	2-7	L 5-9-3
18	11/17	Philadelphia	3-3	T 5-9-4
19	11/18	@ N.Y. Rangers	3-5	L 5-10-4
20	11/20	N.Y. Islanders	6-3	W 6-10-4
21	11/21	@ Pittsburgh	2-5	L 6-11-4
22	11/24	Colorado	4-3	W 7-11-4
23	11/25	@ Chicago	3-6	L 7-12-4
24	11/27	Quebec	4-2	W 8-12-4
25	11/29	@ Montreal	2-3	L 8-13-4
26	12/1	N.Y. Rangers	0-2	L 8-14-4
27	12/4	Winnipeg	2-4	L 8-15-4
28	12/6	@ Quebec	2-5	L 8-16-4
29	12/8	Washington	5-1	W 9-16-4
30	12/11	Pittsburgh	3-3	T 9-16-5
31	12/15	Minnesota	1-3	L 9-17-5
32	12/18	Montreal	5-3	W 10-17-5
33	12/21	@ Atlanta	5-1	W 11-17-5
34	12/22	Atlanta	3-7	L 11-18-5
35	12/26	Chicago	3-3	T 11-18-6
36	12/27	@ Detroit	3-2	W 12-18-6
37	12/29	Hartford	3-0	W 13-18-6
38	1/3	Vancouver	6-2	W 14-18-6
39	1/5	@ N.Y. Islanders	1-3	L 14-19-6
40	1/8	Los Angeles	6-3	W 15-19-6
41	1/10	@ Boston	7-4	W 16-19-6
42	1/12	Quebec	8-2	W 17-19-6
43	1/13	@ Philadelphia	1-1	T 17-19-7
44	1/15	Minnesota	2-1	W 18-19-7
45	1/16	@ Minnesota	3-7	L 18-20-7
46	1/19	@ Colorado	3-1	W 19-20-7
47	1/22	Philadelphia	1-3	L 19-21-7
48	1/26	Colorado	4-4	T 19-21-8
49	1/27	@ Winnipeg	6-6	T 19-21-9
50	1/29	Edmonton	3-2	W 20-21-9
51	1/30	@ Pittsburgh	4-3	W 21-21-9
52	2/2	Detroit	0-3	L 21-22-9
53	2/3	@ Detroit	4-2	W 22-22-9
54	2/6	@ Edmonton	6-3	W 23-22-9
55	2/9	Buffalo	3-2	W 24-22-9
56	2/11	@ Buffalo	2-4	L 24-23-9
57	2/14	@ Los Angeles	6-4	W 25-23-9
58	2/17	@ Edmonton	5-5	T 25-23-10
59	2/19	@ Vancouver	3-1	W 26-23-10
60	2/23	N.Y. Islanders	2-3	L 26-24-10
61	2/26	Toronto	5-2	W 27-24-10
62	2/29	@ Hartford	0-3	L 27-25-10
63	3/1	Hartford	3-6	L 27-26-10
64	3/3	Pittsburgh	5-1	W 28-26-10
65	3/5	@ Washington	5-7	L 28-27-10
66	3/8	Detroit	2-2	T 28-27-11
67	3/9	@ Buffalo	4-9	L 28-28-11
68	3/12	@ Toronto	3-2	W 29-28-11

#	DATE	VERSUS	SCORE	RECORD
69	3/15	@ N.Y. Islanders	2-6	L 29-29-11
70	3/16	@ N.Y. Rangers	2-5	L 29-30-11
71	3/18	Boston	3-3	T 29-30-12
72	3/20	@ Atlanta	4-8	L 29-31-12
73	3/22	Washington	6-2	W 30-31-12
74	3/24	@ Hartford	7-5	W 31-31-12
75	3/26	@ Washington	2-4	L 31-32-12
76	3/27	@ Boston	1-7	L 31-33-12
77	3/29	@ N.Y. Rangers	3-4	L 31-34-12
78	4/1	Chicago	5-2	W 32-34-12
79	4/5	Winnipeg	6-0	W 33-34-12
80	4/6	@ Chicago	5-4	W 34-34-12

PLAYER	GP	G	A	TP	+/-	PIM	PPSH	GW	S	S%	
Bernie Federko	79	38	56	94	3	24	7	0	4	184	20.7
Mike Zuke	69	22	42	64	-2	30	6	1	1	172	12.8
Wayne Babych	59	26	35	61	11	49	7	0	3	159	16.4
Brian Sutter	71	23	35	58	3	156	6	0	1	173	13.3
Blair Chapman(STL)	63	25	26	51	-5	28	7	0	6	124	20.2
(PIT)	1	0	0	0	0	0	0	0	0	1	0.0
(TOTALS)	64	25	26	51	-5	28	7	0	6	125	20.0
Blake Dunlop	72	18	27	45	-6	28	8	0	2	101	17.8
Jack Brownshidle	77	12	32	44	16	8	3	0	2	130	9.2
Perry Turnbull	80	16	19	35	-11	124	3	0	1	139	11.5
Larry Patey	78	17	17	34	-18	76	0	3	3	144	11.8
Tony Currie	40	19	14	33	9	4	2	0	3	70	27.1
Ralph Klassen	80	9	16	25	-19	10	0	0	3	100	9.0
Rick Lapointe	80	6	19	25	-24	87	0	0	1	113	5.3
Mike Crombeen	71	10	12	22	-14	20	1	0	2	98	10.2
Ed Kea	69	3	16	19	9	79	0	0	1	73	4.1
Joe Micheletti	54	2	16	18	-5	29	2	0	0	68	2.9
Hartland Monahan	72	5	12	17	-22	36	1	1	0	93	5.4
Chuck Leffley	28	6	6	12	5	0	0	0	0	37	16.2
Bryan Maxwell	57	1	11	12	-13	112	0	0	0	34	2.9
Neil Komadoski	49	0	12	12	-22	52	0	0	0	22	0.0
Terry Harper	11	1	5	6	5	6	0	0	0	14	7.1
Floyd Thomson	11	2	3	5	-1	18	0	0	0	13	15.4
Bobby Simpson	18	2	2	4	-2	0	0	0	0	20	10.0
Rick Bowness	10	1	2	3	-2	11	0	0	0	4	25.0
Don Laurence	20	1	2	3	-7	8	0	0	1	35	2.9
Len Frig	7	0	2	2	-5	4	0	0	0	12	0.0
Bob Crawford	8	1	0	1	-6	2	0	0	0	12	8.3
Dick Lamby	12	0	1	1	-7	10	0	0	0	12	0.0
Bob Stewart (PIT)	65	3	7	10	-27	52	0	0	0	53	5.7
(STL)	10	0	1	1	-1	4	0	0	0	7	0.0
(TOTALS)	75	3	8	11	-28	56	0	0	0	60	5.0
Larry Giroux (HFD)	47	2	5	7	1	44	0	0	0	63	3.2
(STL)	3	0	0	0	-3	4	0	0	0	6	0.0
(TOTALS)	50	2	5	7	-2	48	0	0	0	69	2.9
Doug Grant	1	0	0	0	0	0	0	0	0	0	0.0
Mike Liut	64	0	0	0	0	2	0	0	0	0	0.0
Ed Staniowski	22	0	0	0	0	2	0	0	0	0	0.0

PLAYER	GP	W	L	T/O	GA	GAA	SO	MIN
Mike Liut	64	32	23	9	194	3.18	2	3,661
Ed Staniowski	22	2	11	3	80	4.33	0	1,108
Doug Grant	1	0	0	0	1	1.94	0	31

ALL-TIME TEAM & INDIVIDUAL RECORDS & STATS

1978-1979 GAME-BY-GAME (18-50-12, 48 pts, 3rd Smythe Division)

#	DATE	VERSUS	SCORE	RECORD
1	10/11	@ Detroit	5-4	W 1-0-0
2	10/13	@ Vancouver	4-8	L 1-1-0
3	10/14	@ Los Angeles	2-6	L 1-2-0
4	10/17	Vancouver	8-6	W 2-2-0
5	10/20	@ Colorado	5-5	T 2-2-1
6	10/21	Colorado	3-4	L 2-3-1
7	10/24	Boston	2-7	L 2-4-1
8	10/25	@ Pittsburgh	6-6	T 2-4-2
9	10/28	Buffalo	7-7	T 2-4-3
10	10/31	Atlanta	2-5	L 2-5-3
11	11/1	@ Minnesota	1-9	L 2-6-3
12	11/4	Chicago	5-5	T 2-6-4
13	11/5	@ Chicago	1-3	L 2-7-4
14	11/7	Toronto	0-5	L 2-8-4
15	11/11	Colorado	5-3	W 3-8-4
16	11/14	Los Angeles	2-4	L 3-9-4
17	11/16	@ Buffalo	2-6	L 3-10-4
18	11/18	@ Toronto	1-3	L 3-11-4
19	11/19	@ Boston	2-5	L 3-12-4
20	11/21	Washington	3-4	L 3-13-4
21	11/22	@ Washington	3-1	W 4-13-4
22	11/24	@ Atlanta	1-4	L 4-14-4
23	11/25	Detroit	4-0	W 5-14-4
24	11/28	Vancouver	3-6	L 5-15-4
25	11/30	@ Philadelphia	0-3	L 5-16-4
26	12/2	Washington	5-2	W 6-16-4
27	12/6	@ N.Y. Rangers	4-7	L 6-17-4
28	12/7	@ N.Y. Islanders	1-7	L 6-18-4
29	12/9	Chicago	2-4	L 6-19-4
30	12/12	Montreal	0-6	L 6-20-4
31	12/13	@ Pittsburgh	0-3	L 6-21-4
32	12/16	N.Y. Islanders	2-2	T 6-21-5
33	12/17	@ Philadelphia	1-4	L 6-22-5
34	12/19	Atlanta	7-4	W 7-22-5
35	12/21	@ N.Y. Islanders	1-5	L 7-23-5
36	12/23	Toronto	1-6	L 7-24-5
37	12/26	Minnesota	4-6	L 7-25-5
38	12/27	@ Chicago	3-4	L 7-26-5
39	12/30	Philadelphia	6-3	W 8-26-5
40	1/2	@ Colorado	2-4	L 8-27-5
41	1/3	Minnesota	3-3	T 8-27-6
42	1/6	Colorado	1-4	L 8-28-6
43	1/9	N.Y. Rangers	3-5	L 8-29-6
44	1/11	Vancouver	3-4	L 8-30-6
45	1/13	Vancouver	3-3	T 8-30-7
46	1/16	Boston	5-2	W 9-30-7
47	1/18	@ Boston	0-4	L 9-31-7
48	1/20	N.Y. Rangers	3-2	W 10-31-7
49	1/23	Montreal	3-6	L 10-32-7
50	1/26	@ Vancouver	1-4	L 10-33-7
51	1/28	@ Chicago	7-2	W 11-33-7
52	1/30	Los Angeles	7-1	W 12-33-7
53	1/31	@ Toronto	1-5	L 12-34-7
54	2/3	Colorado	6-3	W 13-34-7
55	2/4	@ Buffalo	1-3	L 13-35-7
56	2/13	Vancouver	3-3	T 13-35-8
57	2/17	Chicago	1-5	L 13-36-8
58	2/18	Atlanta	4-6	L 13-37-8
59	2/21	@ N.Y. Rangers	3-7	L 13-38-8
60	2/22	@ N.Y. Islanders	1-6	L 13-39-8
61	2/24	@ Montreal	4-6	L 13-40-8
62	2/27	N.Y. Rangers	4-1	W 14-40-8
63	2/28	@ Detroit	6-5	W 15-40-8
64	3/3	Pittsburgh	8-4	W 16-40-8
65	3/7	N.Y. Islanders	5-5	T 16-40-9
66	3/10	@ Washington	5-7	L 16-41-9
67	3/11	Minnesota	8-2	W 17-41-9
68	3/13	@ Colorado	5-5	T 17-41-10

#	DATE	VERSUS	SCORE	RECORD
69	3/17	Detroit	1-3	L 17-42-10
70	3/18	@ Philadelphia	3-5	L 17-43-10
71	3/21	@ Vancouver	1-1	T 17-43-11
72	3/22	@ Los Angeles	3-3	T 17-43-12
73	3/25	@ Atlanta	2-8	L 17-44-12
74	3/26	Buffalo	2-4	L 17-45-12
75	3/29	@ Montreal	2-5	L 17-46-12
76	3/31	Philadelphia	2-4	L 17-47-12
77	4/1	@ Colorado	5-9	L 17-48-12
78	4/3	Pittsburgh	2-3	L 17-49-12
79	4/7	Chicago	4-1	W 18-49-12
80	4/8	@ Chicago	2-3	L 18-50-12

PLAYER	GP	G	A	P	+/	PIM	PPSH	GW	S	S%	
Bernie Federko	74	31	64	95	-15	14	7	0	1	156	9.9
Brian Sutter	77	41	39	80	-2	165	12	0	3	177	23.2
Wayne Babych	67	27	36	63	-11	75	11	0	0	196	13.8
Garry Unger	80	30	26	56	-44	44	3	0	3	182	16.5
Larry Patey	78	15	19	34	-27	60	0	2	2	124	12.1
Inge Hammarstrom	65	12	22	34	-13	8	0	0	1	129	9.3
Jack Brownschidle	64	10	24	34	-21	14	5	0	1	101	9.9
Curt Bennett	74	14	19	33	-23	62	1	0	1	141	9.9
Barry Gibbs	76	2	27	29	-42	46	0	0	0	86	2.3
Larry Giroux	73	5	22	27	-25	111	0	0	1	107	4.7
Bob Murdoch	54	13	13	26	-6	17	1	0	3	92	14.1
Mike Zuke	34	9	17	26	-8	18	3	0	0	80	11.3
Tony Currie	36	4	15	19	-9	0	1	0	2	57	7.0
Mike Walton (CHI)	26	6	3	9	-4	4	3	0	1	37	16.2
(STL)	22	7	11	18	-13	6	3	0	0	41	17.1
(BOS)	14	2	6	6	-1	0	0	0	1	15	26.7
(TOTALS)	62	17	16	33	-18	10	6	0	2	93	18.3
Bob Stewart	78	5	13	18	-28	47	1	0	0	57	8.8
John Smrke	55	6	8	14	-24	20	0	1	0	72	8.3
Harvey Bennett	52	3	9	12	-18	63	0	0	0	44	6.8
Mike Crombeen	37	3	8	11	-13	34	0	0	0	51	5.9
Bob Hess	27	3	4	7	-20	14	0	0	0	42	7.1
Brian Ogilvie	14	1	5	6	-3	7	0	0	0	21	4.8
Jamie Masters	10	0	6	6	-6	0	0	0	0	10	0.0
Doug Palazzari	20	2	3	5	-5	4	0	0	0	16	12.5
Bruce Affleck	26	1	3	4	-13	12	0	0	0	34	2.9
Rick Bowness	24	1	3	4	-17	30	0	0	0	18	5.6
Dick Lamby	9	0	4	4	5	12	0	0	0	11	0.0
Rick Shinske	11	0	4	4	-3	2	0	0	0	7	0.0
Neil Komadoski	42	1	2	3	0	30	0	0	0	28	3.6
Steve Durban	13	1	1	2	-7	103	0	0	0	18	5.6
Ken Richardson	16	1	1	2	-5	2	0	0	0	6	16.7
Neil Labatte	22	0	2	2	-1	13	0	0	0	15	0.0
Bill Fairbairn	5	1	0	1	-2	0	0	0	0	8	12.5
Rod Seiling (ATL)	36	0	4	4	8	12	0	0	0	28	0.0
(STL)	3	0	1	1	-1	4	0	0	0	3	0.0
(TOTALS)	39	0	5	5	7	16	0	0	0	31	0.0
Ed Staniowski	39	0	1	1	0	2	0	0	0	0	0.0
Doug Grant	4	0	0	0	0	0	0	0	0	0	0.0
Gord McTavish	1	0	0	0	-2	0	0	0	0	1	0.0
Phil Myre	39	0	0	0	0	6	0	0	0	0	0.0
Terry Richardson	1	0	0	0	0	0	0	0	0	0	0.0

PLAYER	GP	W	L	T/O	GA	GAA	SO	MIN
Phil Myre	39	9	22	8	163	4.33	1	2,259
Ed Staniowski	39	9	25	3	146	3.82	0	2,291
Terry Richardson	1	0	1	0	9	9.00	0	60
Doug Grant	4	0	2	1	23	7.26	0	190



ST. LOUIS BLUES

1977-1978 GAME-BY-GAME (20-47-13, 53 pts, 4th Smythe Division)

#	DATE	VERSUS	SCORE	RECORD
1	10/12	@ Pittsburgh	2-4	L 0-1-0
2	10/15	@ Atlanta	1-3	L 0-2-0
3	10/16	@ Philadelphia	0-7	L 0-3-0
4	10/19	Boston	3-7	L 0-4-0
5	10/22	Cleveland	2-3	L 0-5-0
6	10/23	@ Chicago	0-2	L 0-6-0
7	10/25	Atlanta	2-2	T 0-6-1
8	10/26	@ N.Y. Rangers	2-6	L 0-7-1
9	10/29	Philadelphia	3-7	L 0-8-1
10	11/1	Los Angeles	7-2	W 1-8-1
11	11/2	@ Cleveland	4-4	T 1-8-2
12	11/5	Buffalo	1-3	L 1-9-2
13	11/6	@ Buffalo	4-7	L 1-10-2
14	11/9	Vancouver	8-6	W 2-10-2
15	11/11	@ Colorado	2-1	W 3-10-2
16	11/12	Colorado	3-1	W 4-10-2
17	11/15	Washington	2-2	T 4-10-3
18	11/16	@ Detroit	1-10	L 4-11-3
19	11/19	Detroit	1-2	L 4-12-3
20	11/23	Toronto	2-3	L 4-13-3
21	11/26	@ Cleveland	2-1	W 5-13-3
22	11/27	@ Boston	1-4	L 5-14-3
23	11/30	N.Y. Rangers	0-4	L 5-15-3
24	12/3	N.Y. Islanders	2-7	L 5-16-3
25	12/6	Los Angeles	1-6	L 5-17-3
26	12/8	@ Montreal	1-8	L 5-18-3
27	12/10	Colorado	6-4	W 6-18-3
28	12/11	@ Washington	1-2	L 6-19-3
29	12/14	Pittsburgh	3-2	W 7-19-3
30	12/17	Detroit	2-3	L 7-20-3
31	12/19	@ Toronto	4-4	T 7-20-4
32	12/21	Chicago	2-6	L 7-21-4
33	12/22	@ N.Y. Islanders	3-6	L 7-22-4
34	12/27	@ Minnesota	0-1	L 7-23-4
35	12/29	@ Atlanta	4-5	L 7-24-4
36	12/31	Philadelphia	3-2	W 8-24-4
37	1/3	Montreal	0-2	L 8-25-4
38	1/7	Chicago	0-0	T 8-25-5
39	1/8	@ Minnesota	3-1	W 9-25-5
40	1/11	@ Vancouver	4-6	L 9-26-5
41	1/13	@ Colorado	2-1	W 10-26-5
42	1/14	Minnesota	5-2	W 11-26-5
43	1/17	Toronto	2-2	T 11-26-6
44	1/19	N.Y. Islanders	0-3	L 11-27-6
45	1/21	Buffalo	1-3	L 11-28-6
46	1/22	@ Chicago	1-3	L 11-29-6
47	1/26	@ Los Angeles	1-5	L 11-30-6
48	1/28	@ Vancouver	3-8	L 11-31-6
49	2/1	Boston	3-5	L 11-32-6
50	2/4	N.Y. Rangers	2-2	T 11-32-7
51	2/6	@ Philadelphia	0-2	L 11-33-7
52	2/8	@ Toronto	4-5	L 11-34-7
53	2/11	@ Montreal	3-7	L 11-35-7
54	2/15	Montreal	2-6	L 11-36-7
55	2/18	Vancouver	4-3	W 12-36-7
56	2/19	@ Buffalo	2-6	L 12-37-7
57	2/21	Pittsburgh	4-5	L 12-38-7
58	2/22	@ Pittsburgh	2-2	T 12-38-8
59	2/25	Colorado	5-5	T 12-38-9
60	2/26	@ Detroit	3-1	W 13-38-9
61	2/28	Minnesota	7-1	W 14-38-9
62	3/1	@ Minnesota	3-2	W 15-38-9
63	3/4	Washington	3-3	T 15-38-10
64	3/5	@ Philadelphia	1-7	L 15-39-10
65	3/7	@ Boston	2-7	L 15-40-10
66	3/9	N.Y. Islanders	3-6	L 15-41-10
67	3/11	Minnesota	1-1	L 15-41-11
68	3/14	@ N.Y. Islanders	3-3	T 15-41-12
69	3/15	Atlanta	2-6	L 15-42-12
70	3/18	Chicago	5-4	W 16-42-12
71	3/19	@ Washington	3-2	W 17-42-12
72	3/22	N.Y. Rangers	1-6	L 17-43-12
73	3/23	@ Atlanta	3-5	L 17-44-12

#	DATE	VERSUS	SCORE	RECORD
74	3/25	@ Chicago	2-2	T 17-44-13
75	3/27	@ N.Y. Rangers	2-5	L 17-45-13
76	3/29	Vancouver	3-1	W 18-45-13
77	4/1	Cleveland	3-1	W 19-45-13
78	4/4	@ Vancouver	2-3	L 19-46-13
79	4/5	@ Los Angeles	3-2	W 20-46-13
80	4/8	@ Colorado	2-5	L 20-47-13

PLAYER	GP	G	A	TP	+/	PIM	PP	SH	GW	S	%
Garry Unger	80	32	20	52	-35	66	10	0	5	238	13.4
Bernie Federko	72	17	24	41	-35	27	4	0	1	128	13.3
Inge Hammarstrom (STL)	70	19	19	38	-21	4	3	0	2	165	11.5
(TOR)	3	1	1	2	0	1	0	0	0	6	16.7
(TOTALS)	73	20	20	40	-20	4	4	0	2	171	11.7
Red Berenson	80	13	25	38	-20	12	0	1	2	140	9.3
Larry Patey	80	17	14	30	-20	29	3	0	3	129	13.2
Bill Fairbairn (STL)	60	14	16	34	-10	2	1	1	82	17.1	
(MIN)	6	0	1	1	-1	0	0	0	0	7	0.0
(TOTALS)	66	14	17	31	-24	10	2	1	1	89	15.7
Curt Bennett (STL)	50	7	17	24	-22	54	1	0	1	92	7.6
(ATL)	25	3	7	10	-4	10	0	0	4	44	6.8
(TOTALS)	75	10	24	34	-26	64	1	0	1	136	7.4
Brian Sutter	78	9	13	22	-38	123	4	0	1	98	9.2
Claude Larose	69	8	13	21	-19	20	2	0	0	116	6.9
Bob MacMillan (ATL)	52	31	21	52	28	26	5	0	3	148	20.9
(STL)	28	7	12	19	-11	23	0	0	77	9.1	
(TOTALS)	80	38	33	71	17	49	8	0	3	225	16.9
Barry Gibbs (STL)	51	6	12	18	-11	45	4	0	0	103	5.8
(ATL)	27	1	5	6	-2	24	0	0	0	42	2.4
(TOTALS)	78	7	17	24	-13	69	4	0	0	145	4.8
Bruce Affleck	75	4	14	18	-56	26	0	0	1	95	4.2
Jack Brownshidle	40	2	15	17	-11	23	1	0	0	62	3.2
Dick Redmond (STL)	42	7	11	18	12	16	5	0	1	86	8.1
(ATL)	28	4	11	15	-14	16	2	0	0	93	4.3
(TOTALS)	70	11	22	33	-2	32	7	0	1	179	6.1
Brian Ogilvie	32	6	8	14	-12	12	3	0	0	63	9.3
Jimmy Roberts	55	4	10	14	-20	39	0	0	1	70	5.7
Bob Hess	75	2	12	14	0	16	0	0	0	101	2.0
Rod Seiling	78	1	11	12	-48	40	0	0	0	98	1.0
Gary Holt	49	7	4	11	-6	81	0	0	1	57	12.3
Rick Bourbonnais	31	3	7	10	-12	11	1	0	0	56	7.7
Neil Komadoski (STL)	33	2	8	10	-29	73	0	0	0	26	5.4
(LAK)	25	0	6	6	9	24	0	0	0	14	0.0
(TOTALS)	58	2	14	16	-20	97	0	0	0	40	5.0
Tony Currie	22	4	5	9	-10	4	1	0	0	35	11.4
Ken Richardson	12	2	5	7	4	2	0	0	0	14	14.3
John Smrke	18	2	4	6	-7	11	0	0	0	20	10.0
Len Frig	30	1	3	4	-13	45	0	0	1	32	3.1
Floyd Thomson	6	1	1	2	-3	4	0	0	0	4	25.0
Jerry Butler (TOR)	73	9	7	15	-10	49	1	1	1	99	9.1
(STL)	9	0	2	2	-6	5	0	0	0	15	0.0
(TOTALS)	82	9	9	18	-16	54	1	1	1	114	7.9
Phil Myre (STL)	44	0	2	2	0	10	0	0	0	0	0.0
(ATL)	9	0	0	0	0	2	0	0	0	0	0.0
(TOTALS)	53	0	0	0	0	12	0	0	0	0	0.0
Doug Palazzari	3	1	0	1	-2	0	0	0	0	3	33.3
Yves Belanger (ATL)	17	0	1	1	0	0	0	0	0	0	0.0
(STL)	3	0	0	0	0	0	0	0	0	0	0.0
(TOTALS)	20	0	1	1	0	0	0	0	0	0	0.0
Doug Grant	9	0	0	0	0	0	0	0	0	0	0.0
Eddie Johnston (STL)	12	0	0	0	0	0	0	0	0	0	0.0
(CHI)	4	0	0	0	0	0	0	0	0	0	0.0
(TOTALS)	16	0	0	0	0	0	0	0	0	0	0.0
Bob Plager	18	0	0	0	-8	4	0	0	0	15	0.0
Ed Staniowski	17	0	0	0	0	0	0	0	0	0	0.0

PLAYER	GP	W	L	T/O	GA	GAA	SO	MIN
Phil Myre (STL)	44	11	25	8	159	3.64	1	2,620
(ATL)	9	2	7	0	43	4.93	0	523
(TOTALS)	53	13	32	8	202	3.86	1	3,143
Eddie Johnston (STL)	12	5	6	1	45	4.15	0	650
(CHI)	4	1	3	0	17	4.25	0	240
(TOTALS)	16	6	9	1	62	4.18	0	890
Doug Grant	9	3	3	2	24	2.88	0	500
Ed Staniowski	17	1	10	2	57	3.86	0	886
Yves Belanger (ATL)	17	7	8	0	55	3.52	1	937
(STL)	3	0	3	0	15	6.25	0	144
(TOTALS)	20	7	11	0	70	3.89	1	1,081

ALL-TIME TEAM & INDIVIDUAL RECORDS & STATS

1976-1977 GAME-BY-GAME (32-39-9, 73 pts, 4th Smythe Division)

#	DATE	VERSUS	SCORE	RECORD
1	10/7	Chicago	4-6	L 0-1-0
2	10/9	N.Y. Rangers	2-1	W 1-1-0
3	10/13	@ Colorado	3-2	W 2-1-0
4	10/16	@ Vancouver	6-3	W 3-1-0
5	10/17	@ Los Angeles	2-6	L 3-2-0
6	10/19	Boston	6-5	W 4-2-0
7	10/21	@ Cleveland	2-6	L 4-3-0
8	10/23	Detroit	4-2	W 5-3-0
9	10/24	@ Chicago	2-7	L 5-4-0
10	10/26	Vancouver	5-2	W 6-4-0
11	10/28	@ N.Y. Islanders	2-5	L 6-5-0
12	10/30	Colorado	3-1	W 7-5-0
13	11/3	@ Toronto	6-2	W 8-5-0
14	11/6	Toronto	3-2	W 9-5-0
15	11/9	Montreal	1-8	L 9-6-0
16	11/10	@ Buffalo	0-5	L 9-7-0
17	11/13	Atlanta	3-5	L 9-8-0
18	11/15	@ Montreal	2-4	L 9-9-0
19	11/17	@ Detroit	5-5	T 9-9-1
20	11/20	N.Y. Rangers	3-1	W 10-9-1
21	11/24	@ Minnesota	4-2	W 11-9-1
22	11/26	@ Atlanta	2-5	L 11-10-1
23	11/27	Buffalo	3-2	W 12-10-1
24	11/30	Colorado	3-5	L 12-11-1
25	12/3	@ Cleveland	2-2	T 12-11-2
26	12/4	Atlanta	0-1	L 12-12-2
27	12/7	@ N.Y. Islanders	2-4	L 12-13-2
28	12/8	@ N.Y. Rangers	4-4	T 12-13-3
29	12/11	Minnesota	1-1	T 12-13-4
30	12/12	@ Pittsburgh	3-5	L 12-14-4
31	12/15	@ Toronto	1-4	L 12-15-4
32	12/16	@ Boston	2-5	L 12-16-4
33	12/18	Philadelphia	0-2	L 12-17-4
34	12/19	@ Chicago	6-4	W 13-17-4
35	12/22	@ Colorado	2-1	W 14-17-4
36	12/23	@ Vancouver	4-2	W 15-17-4
37	12/28	N.Y. Islanders	4-4	T 15-17-5
38	1/1	Minnesota	3-1	W 16-17-5
39	1/2	@ Washington	1-2	L 16-18-5
40	1/4	Los Angeles	4-3	W 17-18-5
41	1/6	@ Philadelphia	1-7	L 17-19-5
42	1/8	Vancouver	2-5	L 17-20-5
43	1/12	Montreal	7-2	W 18-20-5
44	1/14	@ Atlanta	2-3	L 18-21-5
45	1/15	Detroit	4-0	W 19-21-5
46	1/19	@ Chicago	5-3	W 20-21-5
47	1/22	Colorado	2-1	W 21-21-5
48	1/23	@ Washington	3-6	L 21-22-5
49	1/27	Philadelphia	0-2	L 21-23-5
50	1/29	Washington	2-5	L 21-24-5
51	1/30	@ N.Y. Rangers	3-5	L 21-25-5
52	2/1	Boston	2-3	T 21-25-6
53	2/3	@ Boston	4-5	L 21-26-6
54	2/5	Buffalo	6-5	W 22-26-6
55	2/8	Pittsburgh	6-3	W 23-26-6
56	2/12	Atlanta	3-1	W 24-26-6
57	2/14	@ Philadelphia	4-6	L 24-27-6
58	2/15	Chicago	5-1	W 25-27-6
59	2/19	Washington	4-1	W 26-27-6
60	2/21	@ Vancouver	4-0	W 27-27-6
61	2/22	@ Los Angeles	0-4	L 27-28-6
62	2/26	Philadelphia	1-5	L 27-29-6
63	2/28	Cleveland	2-5	L 27-30-6
64	3/2	@ Colorado	2-2	T 27-30-7
65	3/5	N.Y. Islanders	2-1	W 28-30-7
66	3/6	@ Minnesota	2-3	L 28-31-7
67	3/8	Pittsburgh	1-2	L 28-32-7
68	3/10	@ Detroit	4-2	W 29-32-7

#	DATE	VERSUS	SCORE	RECORD
69	3/12	Minnesota	3-3	T 29-32-8
70	3/15	Toronto	1-4	L 29-33-8
71	3/16	@ Pittsburgh	3-7	L 29-34-8
72	3/19	Vancouver	4-4	T 29-34-9
73	3/20	@ N.Y. Rangers	3-5	L 29-35-9
74	3/22	Los Angeles	4-2	W 30-35-9
75	3/23	@ Montreal	1-6	L 30-36-9
76	3/26	@ N.Y. Islanders	2-5	L 30-37-9
77	3/28	@ Minnesota	4-5	L 30-38-9
78	3/30	Chicago	4-1	W 31-38-9
79	4/2	Cleveland	9-2	W 32-38-9
80	4/3	@ Buffalo	3-7	L 32-39-9

PLAYER	GP	G	A	TP	+/-	PIM	PP	SH	GW	S	%
Bob MacMillan	80	19	39	58	1	11	10	0	1	168	11.3
Garry Unger	80	30	27	57	-12	56	7	0	5	235	12.8
Larry Patey	80	21	29	50	11	41	1	2	2	134	15.7
Red Berenson	80	21	28	49	-28	8	4	0	3	178	11.8
Claude Larose	80	29	19	48	5	22	1	1	2	212	13.7
Chuck Lefley	71	11	30	41	-15	12	3	0	1	156	7.1
Pierre Plante	76	18	20	38	-4	77	4	0	3	124	14.5
Jerry Butler	80	12	20	32	-31	65	0	0	0	152	7.9
Rod Seiling	79	3	26	29	1	36	2	0	1	142	2.1
Ted Irvine	69	14	14	28	-16	38	1	0	2	122	11.5
Bruce Affleck	80	5	20	25	-22	24	1	0	0	133	3.8
Bob Gassoff	77	6	18	24	-2	254	0	3	110	5.5	
Bernie Federko	31	14	9	23	-6	15	6	0	3	67	20.9
Bob Hess	53	4	18	22	-2	14	1	0	0	88	4.5
Derek Sanderson (VAN)	32	8	13	21	-8	26	3	0	2	53	15.1
(STL)	16	7	9	16	5	30	2	2	1	21	33.3
(TOTALS)	48	15	22	37	-3	56	5	2	3	74	20.3
Floyd Thomson	58	7	8	15	1	11	0	1	2	46	15.2
Rick Bourbonnais	33	6	8	14	-6	10	2	0	1	44	13.6
Brian Sutter	35	4	10	14	-8	82	0	0	0	49	8.2
Bob Plager	54	1	9	10	-9	23	0	0	0	64	1.6
Jamie Masters	16	1	7	8	-7	2	1	0	0	22	4.5
Gilles Marotte	47	3	4	7	-13	26	0	0	1	59	5.1
Dave Hrechkosy	15	1	2	3	0	2	0	0	0	9	11.1
Joe Zanussi (STL)	11	0	3	3	-6	4	0	0	0	11	0.0
(BOS)	8	0	1	1	1	8	0	0	0	12	0.0
(TOTALS)	19	0	4	4	-5	12	0	0	0	23	0.0
Doug Palazzari	12	1	0	1	-3	0	0	0	0	11	9.1
Yves Belanger	3	0	1	1	0	0	0	0	0	0	0.0
Barclay Plager	2	0	1	1	2	0	0	0	2	0	0.0
Rick Smith (BOS)	46	6	16	22	23	30	0	0	0	72	8.3
(STL)	18	0	1	1	-3	6	0	0	0	11	0.0
(TOTALS)	64	6	17	23	20	36	0	0	0	83	7.2
Doug Grant	17	0	0	0	0	0	0	0	0	0	0.0
Eddie Johnston	38	0	0	0	0	0	0	0	0	0	0.0
Brian Ogilvie	3	0	0	0	-1	0	0	0	0	0	0.0
Ed Staniowski	29	0	0	0	0	0	0	0	0	0	0.0

PLAYER	GP	W	L	T/O	GA	GAA	SO	MIN
Eddie Johnston	38	13	16	5	108	3.07	1	2,111
Ed Staniowski	29	10	16	1	108	4.08	0	1,589
Doug Grant	17	7	7	3	50	3.12	1	960
Yves Belanger	3	2	0	0	7	3.00	0	140



ST. LOUIS BLUES

1975-1976 GAME-BY-GAME (29-37-14, 72 pts, 3rd Smythe Division)

#	DATE	VERSUS	SCORE	RECORD
1	10/8	@ Detroit	1-1	T 0-0-1
2	10/11	@ Montreal	2-7	L 0-1-1
3	10/14	Kansas City	5-1	W 1-1-1
4	10/16	@ Philadelphia	2-3	L 1-2-1
5	10/18	Buffalo	3-5	L 1-3-1
6	10/21	Los Angeles	6-1	W 2-3-1
7	10/22	@ Atlanta	1-1	T 2-3-2
8	10/25	Atlanta	7-3	W 3-3-2
9	10/29	@ N.Y. Rangers	1-3	L 3-4-2
10	10/30	@ Boston	2-3	L 3-5-2
11	11/1	Vancouver	3-3	T 3-5-3
12	11/5	@ Minnesota	4-1	W 4-5-3
13	11/6	Pittsburgh	3-5	L 4-6-3
14	11/8	Toronto	3-3	T 4-6-4
15	11/9	@ Washington	5-3	W 5-6-4
16	11/11	N.Y. Rangers	5-3	W 6-6-4
17	11/15	Washington	9-2	W 7-6-4
18	11/18	Minnesota	1-5	L 7-7-4
19	11/22	Detroit	5-1	W 8-7-4
20	11/26	Kansas City	3-3	T 8-7-5
21	11/27	@ Kansas City	2-3	L 8-8-5
22	11/29	@ N.Y. Islanders	2-8	L 8-9-5
23	11/30	@ N.Y. Rangers	2-5	L 8-10-5
24	12/2	N.Y. Islanders	1-4	L 8-11-5
25	12/4	Montreal	1-4	L 8-12-5
26	12/6	Philadelphia	7-2	W 9-12-5
27	12/9	@ Vancouver	3-5	L 9-13-5
28	12/10	@ Los Angeles	0-5	L 9-14-5
29	12/12	@ California	2-5	L 9-15-5
30	12/14	@ Chicago	4-3	W 10-15-5
31	12/17	@ Toronto	2-6	L 10-16-5
32	12/20	N.Y. Islanders	1-7	L 10-17-5
33	12/21	@ Philadelphia	3-8	L 10-18-5
34	12/23	@ Chicago	1-4	L 10-19-5
35	12/27	Vancouver	4-2	W 11-19-5
36	1/2	@ Atlanta	1-7	L 11-20-5
37	1/3	Minnesota	3-2	W 12-20-5
38	1/6	N.Y. Rangers	5-2	W 13-20-5
39	1/8	Washington	4-2	W 14-20-5
40	1/10	@ Minnesota	0-2	L 14-21-5
41	1/13	Buffalo	7-3	W 15-21-5
42	1/15	@ Atlanta	5-3	W 16-21-5
43	1/17	Boston	7-5	W 17-21-5
44	1/21	@ Kansas City	4-2	W 18-21-5
45	1/24	Chicago	1-2	L 18-22-5
46	1/25	@ Buffalo	2-4	L 18-23-5
47	1/27	Detroit	2-3	L 18-24-5
48	1/29	N.Y. Rangers	3-6	L 18-25-5
49	1/31	N.Y. Islanders	2-2	T 18-25-6
50	2/3	California	4-2	W 18-25-7
51	2/4	@ Kansas City	3-3	T 18-25-8
52	2/6	Vancouver	5-3	W 19-25-8
53	2/7	@ Philadelphia	2-8	L 19-26-8
54	2/10	@ Montreal	1-6	L 19-27-8
55	2/13	@ Washington	2-0	W 20-27-8
56	2/14	Atlanta	5-3	W 21-27-8
57	2/16	California	4-2	W 22-27-8
58	2/18	@ Los Angeles	2-2	T 22-27-9
59	2/21	Vancouver	4-5	L 22-28-9
60	2/24	Montreal	2-6	L 22-29-9
61	2/26	@ Boston	2-4	L 22-30-9
62	2/28	Philadelphia	2-2	T 22-30-10
63	2/29	@ Pittsburgh	5-3	W 23-30-10
64	3/3	Toronto	1-4	L 23-31-10
65	3/6	Chicago	7-4	W 24-31-10
66	3/7	@ Buffalo	4-4	T 24-31-11
67	3/9	@ N.Y. Islanders	0-4	L 24-32-11
68	3/10	@ Toronto	2-2	T 24-32-12
69	3/13	Kansas City	5-3	W 25-32-12
70	3/14	@ Pittsburgh	1-7	L 25-33-12
71	3/16	Boston	3-3	T 25-33-13

#	DATE	VERSUS	SCORE	RECORD
72	3/18	@ Detroit	3-6	L 25-34-13
73	3/21	@ Vancouver	5-2	W 26-34-13
74	3/22	@ California	1-7	L 26-35-13
75	3/25	Pittsburgh	5-2	W 27-35-13
76	3/27	Minnesota	6-3	W 28-35-13
77	3/30	@ Minnesota	5-3	W 29-35-13
78	3/31	Los Angeles	1-2	L 29-36-13
79	4/3	Chicago	3-3	T 29-36-14
80	4/4	@ Chicago	2-7	L 29-37-14

PLAYER	GP	G	A	P	+/-	PIM	PPSH	GW	S	S%
Chuck Lefley	75	43	42	85	15	41	4	8	9	207.20.8
Garry Unger	80	39	44	83	1	95	13	0	3	357.10.9
Derek Sanderson (STL)	65	24	43	67	13	59	6	6	1	171.14.0
(NYR)	8	0	0	0	-8	4	0	0	0	29.0.0
(TOTALS)	73	24	43	67	5	63	6	6	1	200.12.0
Bob MacMillan	80	20	32	52	13	41	2	1	2	151.13.2
Red Berenson	72	20	27	47	-11	47	9	2	1	171.11.7
Jerry Butler	66	17	24	41	0	75	1	0	3	154.11.0
Claude Larose	67	13	25	38	7	48	3	0	0	169.7.7
Pierre Plante	74	14	19	33	-22	77	5	0	2	117.11.2
Bob Hess	78	9	23	32	3	58	2	2	2	117.7.7
Bruce Affleck	80	4	26	30	3	20	3	0	1	100.4.0
Ted Irvine	69	10	13	23	-12	80	2	0	2	105.9.5
Floyd Thomson	58	8	10	18	-4	25	0	0	1	71.11.3
Wayne Merrick (CAL)	56	25	27	52	-3	36	7	0	4	190.13.2
(STL)	19	7	8	15	0	0	1	0	0	56.12.5
(TOTALS)	75	32	35	67	-3	36	8	0	4	246.13.0
Larry Patey (STL)	53	8	6	14	-12	26	2	1	0	80.10.0
(CAL)	18	4	4	8	-8	23	1	0	0	25.16.0
(TOTALS)	71	12	10	22	-20	49	3	1	0	105.11.4
Bob Gassoff	80	1	12	13	-8	306	0	0	0	100.1.0
Bob Plager	63	3	8	11	17	90	0	1	1	43.7.0
Rick Smith	24	1	7	8	2	18	0	0	0	32.3.1
Barclay Plager	64	0	8	8	-6	67	0	0	0	32.0.0
Rick Wilson	65	1	6	7	-10	20	1	0	0	44.2.3
Dave Hrechkosy (CAL)	38	9	5	14	-15	14	4	0	1	75.12.0
(STL)	13	3	3	6	2	0	1	0	0	20.15.0
(TOTALS)	51	12	8	20	-13	14	5	0	1	95.12.6
Bert Wilson (STL)	45	2	3	5	-6	47	0	0	1	25.8.0
(LAK)	13	0	0	0	0	17	0	0	0	5.0.0
(TOTALS)	58	2	3	5	-6	64	0	0	1	30.6.7
Brian Ogilvie	9	2	1	3	-1	2	0	0	0	14.14.3
Yves Belanger	31	0	2	2	0	4	0	0	0	0.0.0
Mitch Babin	8	0	0	0	-2	0	0	0	0	2.0.0
Rick Bourbonnais	7	0	0	0	-1	8	0	0	0	5.0.0
Bruce Cowick	5	0	0	0	1	2	0	0	0	3.0.0
Gilles Gratton	6	0	0	0	0	2	0	0	0	0.0.0
Eddie Johnston	38	0	0	0	0	0	0	0	0	0.0.0
Jamie Masters	7	0	0	0	4	0	0	0	0	1.0.0
Ed Staniewski	11	0	0	0	0	0	0	0	0	0.0.0

PLAYER	GP	W	L	T/O	GA	GAA	SO	MIN
Yves Belanger	31	11	17	1	113	3.85	0	1,763
Eddie Johnston	38	11	17	9	130	3.62	1	2,152
Ed Staniewski	11	5	3	2	33	3.19	0	620
Gilles Gratton	6	2	0	2	11	2.49	0	265

ALL-TIME TEAM & INDIVIDUAL RECORDS & STATS

1974-1975 GAME-BY-GAME (35-31-14, 84 pts, 2nd Smythe Division)

#	DATE	VERSUS	SCORE	RECORD
1	10/9	@ California	4-4	T 0-0-1
2	10/12	@ Vancouver	5-3	W 1-0-1
3	10/15	Vancouver	4-6	L 1-1-1
4	10/17	Montreal	3-2	W 2-1-1
5	10/19	Chicago	1-3	L 2-2-1
6	10/23	@ N.Y. Rangers	1-5	L 2-3-1
7	10/24	@ Boston	4-4	T 2-3-2
8	10/26	Buffalo	0-2	L 2-4-2
9	10/27	@ Chicago	3-10	L 2-5-2
10	10/31	@ Los Angeles	1-1	T 2-5-3
11	11/2	Atlanta	9-0	W 3-5-3
12	11/5	Los Angeles	3-4	L 3-6-3
13	11/9	N.Y. Islanders	4-2	W 4-6-3
14	11/12	Boston	4-3	W 5-6-3
15	11/13	@ Kansas City	3-5	L 5-7-3
16	11/16	Philadelphia	5-3	W 6-7-3
17	11/19	@ Vancouver	3-6	L 6-8-3
18	11/21	@ Minnesota	2-3	L 6-9-3
19	11/23	Detroit	4-2	W 7-9-3
20	11/25	@ Toronto	2-2	T 7-9-4
21	11/27	Vancouver	1-6	L 7-10-4
22	11/30	@ Montreal	1-7	L 7-11-4
23	12/1	@ N.Y. Rangers	4-4	T 7-11-5
24	12/3	California	5-1	W 8-11-5
25	12/7	Washington	8-2	W 9-11-5
26	12/8	@ Washington	3-1	W 10-11-5
27	12/10	N.Y. Islanders	2-3	L 10-12-5
28	12/12	@ Detroit	4-3	W 11-12-5
29	12/14	N.Y. Rangers	6-2	W 12-12-5
30	12/15	Philadelphia	2-7	L 12-13-5
31	12/17	N.Y. Islanders	8-4	W 13-13-5
32	12/20	@ Atlanta	2-6	L 13-14-5
33	12/21	Kansas City	6-4	W 14-14-5
34	12/26	@ Pittsburgh	2-2	T 14-14-6
35	12/28	Minnesota	4-2	W 15-14-6
36	12/29	@ Chicago	2-5	L 15-15-6
37	1/2	@ Kansas City	2-1	W 16-15-6
38	1/4	Atlanta	1-4	L 16-16-6
39	1/5	@ Buffalo	2-4	L 16-17-6
40	1/7	California	2-3	L 16-18-6
41	1/11	N.Y. Rangers	3-5	L 16-19-6
42	1/12	@ Detroit	2-1	W 17-19-6
43	1/14	@ N.Y. Islanders	3-3	T 17-19-7
44	1/15	Toronto	1-4	L 17-20-7
45	1/18	Minnesota	5-4	W 18-20-7
46	1/23	Philadelphia	2-7	L 18-21-7
47	1/25	Chicago	1-4	L 18-22-7
48	1/28	Detroit	4-4	T 18-22-8
49	1/31	@ Atlanta	4-2	W 19-22-8
50	2/1	Pittsburgh	4-4	T 19-22-9
51	2/4	Toronto	3-5	L 19-23-9
52	2/7	Kansas City	5-0	W 20-23-9
53	2/8	@ Toronto	3-3	T 20-23-10
54	2/11	Philadelphia	3-1	W 21-23-10
55	2/15	Washington	7-1	W 22-23-10
56	2/16	@ Buffalo	4-4	T 22-23-11
57	2/18	Montreal	4-4	T 22-23-12
58	2/22	@ Pittsburgh	2-3	L 22-24-12
59	2/23	@ Washington	7-2	W 23-24-12
60	2/25	@ N.Y. Islanders	0-3	L 23-25-12
61	2/26	@ N.Y. Rangers	1-5	L 23-26-12
62	3/1	@ Montreal	4-3	W 24-26-12
63	3/2	@ Philadelphia	2-4	L 24-27-12
64	3/5	Vancouver	5-2	W 25-27-12
65	3/8	Buffalo	3-3	T 25-27-13
66	3/9	@ Minnesota	5-4	W 26-27-13
67	3/11	Atlanta	3-0	W 27-27-13
68	3/12	@ Chicago	4-3	W 28-27-13
69	3/14	Kansas City	6-1	W 29-27-13
70	3/16	@ Boston	2-7	L 29-28-13
71	3/18	Pittsburgh	5-2	W 30-28-13
72	3/20	@ Los Angeles	2-3	L 30-29-13
73	3/21	@ California	4-7	L 30-30-13
74	3/23	@ Vancouver	3-3	T 30-30-14

#	DATE	VERSUS	SCORE	RECORD
75	3/26	Boston	3-1	W 31-30-14
76	3/29	Minnesota	2-1	W 32-30-14
77	4/1	@ Minnesota	7-3	W 33-30-14
78	4/2	Los Angeles	2-5	L 33-31-14
79	4/5	Chicago	4-3	W 34-31-14
80	4/6	@ Kansas City	3-2	W 35-31-14

PLAYER	GP	G	A	TP	+/-	PIM	PPSHG	S	%
Garry Unger	80	36	44	80	-1	123	10	0	8 349 10.3
Pierre Plante	80	34	32	66	16	125	4	0	4 162 21.0
Wayne Merrick	76	28	37	65	29	57	2	0	3 205 13.7
Chuck Leyley (STL)	57	23	26	49	6	24	5	2	3 151 15.2
(MTL)	18	1	2	3	0	4	0	0	0 29 3.4
(TOTALS)	75	24	28	52	6	28	5	2	3 180 13.3
Larry Sacharuk	76	20	22	42	-9	24	11	0	1 207 9.7
Garnet Bailey (STL)	49	15	26	41	-4	113	4	0	1 102 14.7
(WSH)	22	4	13	17	-29	8	1	0	0 46 8.7
(TOTALS)	71	19	39	58	-33	121	5	0	1 148 12.8
Bob Hess	76	9	30	39	7	58	4	0	1 110 8.2
Bill Collins	70	22	15	37	4	34	2	2	2 142 15.5
Floyd Thomson	77	19	27	36	13	106	0	0	0 111 8.1
Doug Palazzari	73	14	17	31	8	19	0	1	1 110 12.7
Red Berenson (STL)	44	12	19	31	-7	12	4	1	1 111 10.8
(DET)	27	3	3	6	-10	8	1	0	0 40 7.5
(TOTALS)	71	15	22	37	-17	20	5	1	1 151 9.9
Barclay Plager	76	4	24	28	20	96	0	1	1 88 4.5
Claude Larose (STL)	56	10	17	27	7	38	0	0	1 146 6.8
(MTL)	8	1	2	3	-2	6	0	0	0 8 12.5
(TOTALS)	64	11	19	30	5	44	0	0	1 154 7.1
Bob Gassoff	60	4	14	18	11	22	1	0	1 77 5.2
Craig Patrick (STL)	43	6	9	15	6	6	0	0	2 58 10.3
(CAL)	14	2	1	3	-8	0	0	0	0 15 13.3
(TOTALS)	57	8	10	18	-2	6	0	0	2 73 11.0
Bob Plager	73	1	14	15	10	53	0	0	0 85 1.2
Ken Richardson	21	5	7	12	4	12	1	0	1 26 19.2
Brian Ogilvie	20	5	10	14	4	4	0	0	2 36 13.9
Bernie Lukowich	26	4	5	9	4	2	2	0	2 19 21.1
Denis Dupere (WSH)	53	20	15	35	-41	8	8	0	0 133 15.0
(STL)	22	3	6	9	4	8	1	0	0 35 8.6
(TOTALS)	75	23	21	44	-37	16	9	0	0 168 13.7
Don Awrey (MTL)	56	1	11	12	21	58	0	0	0 40 2.5
(STL)	20	0	8	8	-8	4	0	0	0 17 0.0
(TOTALS)	76	1	19	20	13	62	0	0	0 57 1.8
Rick Wilson	76	2	5	7	12	83	0	0	0 63 3.2
Stan Gilbertson (WSH)	25	11	7	18	-37	12	2	0	1 67 16.4
(STL)	22	1	4	5	-5	4	0	0	0 32 3.1
(CAL)	15	1	4	5	-8	2	1	0	0 26 3.8
(TOTALS)	62	13	15	28	-50	18	3	0	1 125 10.4
Murray Kuntz	7	1	2	3	6	0	0	0	0 16 6.3
Bob Stumpf (STL)	7	1	1	2	2	16	0	0	0 8 12.5
(PIT)	3	0	0	0	-4	4	0	0	0 1 0.0
(TOTALS)	10	1	1	2	-2	20	0	0	0 9 11.1
Bruce Affleck	13	0	2	2	7	4	0	0	0 3 0.0
John Davidson	40	0	2	2	0	8	0	0	0 0 0.0
Dave Gardner (CAL)	64	16	20	36	-19	6	6	1	0 133 12.0
(STL)	8	0	2	2	-3	0	0	0	0 8 0.0
(TOTALS)	72	16	22	38	-22	6	6	1	0 141 11.3
Phil Roberto (DET)	46	13	27	40	-10	30	5	0	2 113 11.5
(STL)	7	0	2	2	-3	2	0	0	0 5 0.0
(TOTALS)	53	13	29	42	-13	32	5	0	2 118 11.0
Yves Belanger	11	0	1	1	0	0	0	0	0 0 0.0
Chris Evans (STL)	20	0	1	1	-1	2	0	0	0 7 0.0
(KC)	2	0	2	2	-1	2	0	0	0 4 0.0
(TOTALS)	22	0	3	3	-2	4	0	0	0 11 0.0
Jack Borotsik	1	0	0	0	0	0	0	0	0 0 0.0
Gord Buynak	4	0	0	0	3	2	0	0	0 3 0.0
Eddie Johnston	30	0	0	0	0	0	0	0	0 0 0.0
Jim McCrimmon	2	0	0	0	0	0	0	0	0 0 0.0
Frank Spring (CAL)	28	3	8	11	1	6	1	0	0 43 7.0
(STL)	3	0	0	0	-1	0	0	0	0 3 0.0
(TOTALS)	31	3	8	11	0	6	1	0	0 46 6.5
Don Wheldon	2	0	0	0	0	0	0	0	0 0 0.0

PLAYER	GP	W	L	T/O	GA	GAA	SO	MIN
John Davidson	40	17	15	7	144	3.66	0	2,360
Eddie Johnston	30	12	13	5	93	3.10	2	1,800
Yves Belanger	11	6	3	2	29	2.72	1	640



ST. LOUIS BLUES

1973-1974 GAME-BY-GAME (26-40-12, 64 pts, 6th West Division)

#	DATE	VERSUS	SCORE	RECORD
1	10/10	@ California	1-2	L 0-1-0
2	10/13	Atlanta	0-1	L 0-2-0
3	10/16	@ Detroit	3-2	W 1-2-0
4	10/17	@ N.Y. Rangers	0-4	L 1-3-0
5	10/20	@ Minnesota	4-4	T 1-3-1
6	10/23	Boston	3-2	W 2-3-1
7	10/27	Chicago	4-4	T 2-3-2
8	10/30	Los Angeles	2-3	L 2-4-2
9	11/2	@ Vancouver	3-1	W 3-4-2
10	11/3	@ Los Angeles	4-3	W 4-4-2
11	11/7	@ Atlanta	2-2	T 4-4-3
12	11/10	@ Montreal	5-0	W 5-4-3
13	11/11	@ Philadelphia	3-4	L 5-5-3
14	11/13	Vancouver	6-1	W 6-5-3
15	11/15	Pittsburgh	5-3	W 7-5-3
16	11/17	N.Y. Islanders	4-0	W 8-5-3
17	11/21	@ Chicago	1-4	L 8-6-3
18	11/22	Minnesota	2-1	W 9-6-3
19	11/24	Philadelphia	0-1	L 9-7-3
20	11/27	Vancouver	2-2	T 9-7-4
21	11/29	@ Toronto	1-5	L 9-8-4
22	12/1	N.Y. Rangers	4-4	T 9-8-5
23	12/4	@ N.Y. Islanders	3-1	W 10-8-5
24	12/5	@ N.Y. Rangers	1-5	L 10-9-5
25	12/7	Detroit	1-1	T 10-9-6
26	12/11	Toronto	7-3	W 11-9-6
27	12/13	@ Detroit	3-7	L 11-10-6
28	12/16	@ Buffalo	5-2	W 12-10-6
29	12/19	Los Angeles	3-1	W 13-10-6
30	12/21	@ Atlanta	2-1	W 14-10-6
31	12/22	N.Y. Islanders	2-4	L 14-11-6
32	12/28	@ Pittsburgh	3-1	W 15-11-6
33	12/29	Philadelphia	1-4	L 15-12-6
34	1/2	Montreal	8-4	W 16-12-6
35	1/5	California	4-1	W 17-12-6
36	1/8	@ Vancouver	3-1	W 18-12-6
37	1/9	@ California	6-8	L 18-13-6
38	1/12	@ Toronto	2-4	L 18-14-6
39	1/13	@ Buffalo	0-1	L 18-15-6
40	1/15	Minnesota	3-5	L 18-16-6
41	1/17	N.Y. Rangers	3-2	W 19-16-6
42	1/19	Detroit	2-5	L 19-17-6
43	1/20	@ Atlanta	3-1	W 20-17-6
44	1/22	Boston	0-1	L 20-18-6
45	1/23	@ Pittsburgh	1-4	L 20-19-6
46	1/26	Toronto	3-3	T 20-19-7
47	1/30	California	6-4	W 21-19-7
48	2/2	Buffalo	6-1	W 22-19-7
49	2/3	@ Chicago	0-3	L 22-20-7
50	2/5	Montreal	2-3	L 22-21-7
51	2/7	Boston	3-5	L 22-22-7
52	2/9	Los Angeles	1-2	L 22-23-7
53	2/10	@ N.Y. Rangers	2-4	L 22-24-7
54	2/12	Vancouver	2-3	L 22-25-7
55	2/14	N.Y. Islanders	2-2	T 22-25-8
56	2/16	Minnesota	2-4	L 22-26-8
57	2/19	Atlanta	7-1	W 23-26-8
58	2/20	@ Pittsburgh	1-1	T 23-26-9
59	2/23	@ Detroit	3-5	L 23-27-9
60	2/24	@ Montreal	2-3	L 23-28-9
61	2/27	@ California	2-2	T 23-28-10
62	3/2	@ Los Angeles	2-4	L 23-29-10
63	3/6	Boston	0-8	L 23-30-10
64	3/9	Pittsburgh	5-7	L 23-31-10
65	3/10	@ Minnesota	1-8	L 23-32-10
66	3/12	Toronto	2-1	W 24-32-10
67	3/14	@ Philadelphia	2-4	L 24-33-10
68	3/16	Buffalo	2-2	T 24-33-11
69	3/19	@ N.Y. Islanders	1-5	L 24-34-11
70	3/21	@ Boston	0-7	L 24-35-11
71	3/23	@ Montreal	3-7	L 24-36-11
72	3/24	@ Philadelphia	1-4	L 24-37-11
73	3/27	Philadelphia	2-6	L 24-38-11

#	DATE	VERSUS	SCORE	RECORD
74	3/30	Pittsburgh	4-3	W 25-38-11
75	3/31	@ Chicago	2-2	T 25-38-12
76	4/2	California	5-3	W 26-38-12
77	4/6	Chicago	3-6	L 26-39-12
78	4/7	@ Buffalo	2-5	L 26-40-12

PLAYER	GP	G	A	TP	+/-	PIM	PP	SH	GW	S	%	
Garry Unger	78	33	35	68	-17	96	9	1	4	327	10.1	
Pierre Plante	78	26	28	54	-14	85	8	0	3	151	17.2	
Glen Sather	69	15	29	44	-9	82	4	0	5	106	14.2	
(STL)	2	0	0	0	0	0	0	0	0	0	0.0	
(NYR)	1	15	29	44	-9	82	2	0	4	106	14.2	
(TOTALS)	64	20	23	43	-11	32	2	0	4	147	13.6	
Wayne Merrick	51	12	23	35	-3	32	1	0	5	84	14.3	
Lou Angotti	77	11	22	33	-19	58	0	0	1	125	8.8	
Floyd Thompson	54	7	23	30	-9	27	1	0	0	126	5.6	
Gary Sabourin	77	6	20	26	-11	99	1	0	0	104	5.8	
Barclay Plager	74	5	17	22	-14	59	2	0	1	131	3.8	
Larry Giroux	75	5	16	21	-7	51	1	0	0	94	5.3	
Don Awrey	41	14	13	27	-18	32	5	0	1	163	8.6	
Greg Polis	(PIT)	37	8	12	20	-7	24	3	0	122	6.6	
(STL)	7	8	12	20	-7	24	3	0	1	285	7.7	
(TOTALS)	78	22	25	47	-25	56	8	0	1	49	10.2	
Nick Harbaruk	(STL)	37	9	8	17	1	4	16	0	1	70	12.9
Bob Kelly	(PIT)	30	7	10	17	-5	78	1	0	2	101	6.9
(TOTALS)	67	16	18	34	-4	123	3	0	2	171	9.4	
Gord Brooks	30	6	8	14	0	42	0	1	1	51	11.8	
Bob Plager	61	3	10	13	2	6	0	1	1	78	3.8	
Bob Williams	31	3	10	13	2	6	0	0	0	41	7.3	
Butch Williams	(PIT)	34	7	12	19	5	4	3	0	1	101	6.9
Ab DeMarco	(PIT)	23	3	9	12	6	11	1	0	0	71	4.2
(TOTALS)	57	10	21	31	11	15	4	0	1	172	5.8	
Chris Evans	(STL)	54	4	7	11	5	8	0	1	0	48	8.3
(DET)	23	0	2	2	-4	2	0	0	0	19	0.0	
(TOTALS)	77	4	9	13	1	10	0	1	0	67	6.0	
Garnet Bailey	(DET)	45	9	14	23	-12	33	3	2	70	12.9	
(STL)	22	7	3	10	-1	20	0	0	0	43	16.3	
(TOTALS)	67	16	17	33	-13	53	3	2	0	113	14.2	
Steve Durbano	(STL)	36	4	5	9	-1	146	2	0	40	10.0	
(PIT)	33	4	14	17	17	138	2	0	0	68	5.9	
(TOTALS)	69	8	19	26	17	284	4	0	0	108	7.4	
John Wright	(STL)	32	3	6	9	-1	22	0	0	43	7.0	
(VAN)	20	3	3	6	-2	11	1	0	0	24	12.5	
(TOTALS)	52	6	9	15	-3	33	1	0	0	67	9.0	
Dave Gardner	(VAN)	31	1	10	11	4	2	1	0	26	3.8	
(STL)	15	2	7	11	-5	6	0	0	0	29	17.2	
(TOTALS)	46	3	17	22	8	1	0	0	0	55	10.9	
Bill Collins	(DET)	54	13	15	28	-20	37	2	3	0	134	9.7
(STL)	12	2	2	4	-10	14	0	0	0	21	9.5	
(TOTALS)	66	15	17	32	-30	51	2	3	0	155	9.7	
Bob Collyard	10	1	3	4	1	4	0	0	0	12	8.3	
Ted Harris	(DET)	41	0	11	11	-4	66	0	0	32	0.0	
(STL)	24	0	4	4	-2	16	0	0	0	32	0.0	
(MIN)	12	0	1	1	-8	4	0	0	0	10	0.0	
(TOTALS)	77	0	16	16	-14	86	0	0	0	74	0.0	
Bob Gassoff	28	0	3	3	-16	84	0	0	0	20	0.0	
Jean Hamel	(STL)	23	1	2	-3	6	0	0	0	21	4.8	
(DET)	22	0	3	3	-12	40	0	0	0	18	0.0	
(TOTALS)	45	1	4	5	-15	46	0	0	0	39	2.6	
Phil Roberto	15	1	0	2	-4	10	0	0	0	14	7.1	
Mike Lampman	(STL)	15	1	0	1	0	0	0	0	19	5.3	
(VAN)	14	0	1	1	-10	0	0	0	0	17	0.0	
(TOTALS)	29	2	0	2	-9	0	1	0	0	36	5.6	
Jack Egers	(NYR)	28	1	3	4	1	6	0	0	9	11.1	
(STL)	6	0	1	1	1	6	0	0	0	15	0.0	
(TOTALS)	34	1	4	5	2	12	0	0	0	24	4.2	
Wayne Stephenson	40	0	1	1	0	2	0	0	0	0	0.0	
Bryan Watson	(PIT)	38	1	4	5	-12	137	1	0	0	27	3.7
(DET)	21	0	4	4	-1	99	0	0	0	9	0.0	
(STL)	11	0	1	1	0	19	0	0	0	10	0.0	
(TOTALS)	70	1	9	10	-13	255	1	0	0	46	2.2	
John Davidson	39	0	0	0	0	10	0	0	0	0	0.0	
Connie Forey	4	0	0	0	-1	2	0	0	0	2	0.0	
Brent Hughes	(DET)	69	1	21	22	-92	0	0	0	74	1.4	
(STL)	2	0	0	0	0	0	0	0	0	0	0.0	
(TOTALS)	71	1	21	22	-92	0	0	0	0	74	1.4	
Bernie MacNeil	4	0	0	0	1	0	0	0	0	5	0.0	
Glenn Patrick	1	0	0	0	-1	2	0	0	0	0	0.0	
Frank Spring	2	0	0	0	0	0	0	0	0	2	0.0	
Jim Watt	1	0	0	0	0	0	0	0	0	0	0.0	
John Wensink	3	0	0	0	0	0	0	0	0	0	0.0	

PLAYER	GP	W	L	T/O	GA	GAA	SO	MIN
John Davidson	39	13	19	7	118	3.08	0	2,300
Wayne Stephenson	40	13	21	5	123	3.13	2	2,360
Jim Watt	1	0	0	0	2	6.00	0	20

ALL-TIME TEAM & INDIVIDUAL RECORDS & STATS

1972-1973 GAME-BY-GAME (32-34-12, 76 pts, 4th West Division)

#	DATE	VERSUS	SCORE	RECORD
1	10/7	Philadelphia	4-4	T 0-0-1
2	10/11	Pittsburgh	2-5	L 0-1-1
3	10/14	Chicago	2-4	L 0-2-1
4	10/15	@ Chicago	3-1	W 1-2-1
5	10/18	Montreal	4-4	T 1-2-2
6	10/21	Buffalo	1-1	T 1-2-3
7	10/24	Minnesota	1-2	L 1-3-3
8	10/26	@ Montreal	0-7	L 1-4-3
9	10/28	Detroit	8-3	W 2-4-3
10	11/1	@ Minnesota	3-3	T 2-4-4
11	11/4	@ Toronto	2-4	L 2-5-4
12	11/5	@ Buffalo	1-1	T 2-5-5
13	11/7	Los Angeles	2-3	L 2-6-5
14	11/11	Toronto	1-0	W 3-6-5
15	11/16	@ Boston	0-4	L 3-7-5
16	11/18	N.Y. Rangers	1-3	L 3-8-5
17	11/21	Vancouver	4-2	W 4-8-5
18	11/22	@ Pittsburgh	4-10	L 4-9-5
19	11/25	Chicago	2-4	L 4-10-5
20	11/28	Toronto	4-2	W 5-10-5
21	11/29	@ California	2-1	W 6-10-5
22	12/1	@ Vancouver	6-2	W 7-10-5
23	12/2	@ Los Angeles	2-3	L 7-11-5
24	12/5	Detroit	2-1	W 8-11-5
25	12/7	@ Boston	0-5	L 8-12-5
26	12/9	Atlanta	2-1	W 9-12-5
27	12/10	@ Atlanta	5-4	W 10-12-5
28	12/12	@ N.Y. Islanders	4-4	T 10-12-6
29	12/14	@ Philadelphia	3-5	L 10-13-6
30	12/16	Buffalo	3-4	L 10-14-6
31	12/20	N.Y. Rangers	4-5	L 10-15-6
32	12/23	Philadelphia	6-1	W 11-15-6
33	12/26	Montreal	1-4	L 11-16-6
34	12/27	@ Chicago	5-3	W 12-16-6
35	12/30	@ Toronto	4-5	L 12-17-6
36	12/31	@ N.Y. Rangers	1-6	L 12-18-6
37	1/2	Pittsburgh	5-4	W 13-18-6
38	1/4	Boston	4-2	W 14-18-6
39	1/6	Atlanta	2-2	T 14-18-7
40	1/9	@ Vancouver	0-3	L 14-19-7
41	1/10	@ California	5-6	L 14-20-7
42	1/13	N.Y. Rangers	3-5	L 14-21-7
43	1/14	@ N.Y. Islanders	2-1	W 15-21-7
44	1/17	Atlanta	3-3	T 15-21-8
45	1/19	@ Atlanta	2-1	W 16-21-8
46	1/20	N.Y. Islanders	5-1	W 17-21-8
47	1/24	@ Los Angeles	7-5	W 18-21-8
48	1/26	@ California	1-1	T 18-21-9
49	1/27	@ Vancouver	3-1	W 19-21-9
50	2/1	Montreal	3-3	T 19-21-10
51	2/3	California	6-1	W 20-21-10
52	2/4	@ Chicago	2-5	L 20-22-10
53	2/6	Vancouver	5-1	W 21-22-10
54	2/8	Minnesota	3-2	W 22-22-10
55	2/10	California	5-2	W 23-22-10
56	2/13	Los Angeles	4-2	W 24-22-10
57	2/14	@ Minnesota	2-5	L 24-23-10
58	2/17	Chicago	4-3	W 25-23-10
59	2/20	Philadelphia	3-5	L 25-24-10
60	2/21	@ Minnesota	5-2	W 26-24-10
61	2/24	@ Toronto	2-4	L 26-25-10
62	2/25	@ Detroit	0-5	L 26-26-10
63	2/28	@ Pittsburgh	2-4	L 26-27-10
64	3/1	@ Boston	4-3	W 27-27-10
65	3/3	@ Los Angeles	0-2	L 27-28-10
66	3/7	Boston	5-2	W 28-28-10
67	3/10	N.Y. Islanders	5-4	W 29-28-10
68	3/11	@ Detroit	1-3	L 29-29-10
69	3/13	Buffalo	2-0	W 30-29-10
70	3/14	@ Atlanta	1-1	T 30-29-11
71	3/17	@ N.Y. Islanders	4-6	L 30-30-11

#	DATE	VERSUS	SCORE	RECORD
72	3/18	@ N.Y. Rangers	1-3	L 30-31-11
73	3/21	Detroit	6-3	W 31-31-11
74	3/24	@ Montreal	4-11	L 31-32-11
75	3/25	@ Philadelphia	2-5	L 31-33-11
76	3/28	Minnesota	3-3	T 31-33-12
77	3/31	Pittsburgh	7-2	W 32-33-12
78	4/1	@ Buffalo	1-3	L 32-34-12

PLAYER	GP	G	A	TP	+/-	PIM	PP	SHGW	S	%	
Garry Unger	78	41	39	80	7	119	13	1	5	342	12.0
Jack Egers	78	24	24	48	1	26	4	0	4	240	10.0
Gary Sabourin	76	21	27	48	-5	30	1	0	2	240	8.8
Mike Murphy (STL)	64	18	27	45	13	48	3	0	3	182	9.9
(N.Y.R.)	15	4	4	8	-5	5	0	0	1	35	11.4
(TOTALS)	79	22	31	53	8	53	3	0	4	217	10.1
Phil Roberto	77	20	22	42	-12	99	2	0	5	275	7.3
Danny O'Shea	75	12	26	38	-5	30	0	2	2	110	9.0
Fran Huck	58	16	20	36	-1	20	2	0	2	82	19.5
Floyd Thomson	75	14	20	34	-2	71	1	0	1	98	14.3
Barclay Plager	68	8	25	33	0	102	3	0	2	131	6.1
Bob Plager	77	2	31	33	-1	107	0	0	1	117	1.7
Pierre Plante (STL)	49	12	13	25	8	56	0	1	1	90	13.3
(PHI)	2	0	3	3	0	0	0	0	0	5	0.0
(TOTALS)	51	12	16	28	11	56	0	1	95	12.6	
Frank St. Marseille (STL)	45	7	18	25	-6	8	3	0	0	119	5.9
(LAK)	29	7	4	11	-1	2	2	0	2	65	10.8
(TOTALS)	74	14	22	36	-7	10	5	0	2	184	7.6
Wayne Merrick	50	10	11	21	-2	10	3	0	0	81	12.3
Chris Evans	77	9	12	21	-2	31	0	2	3	138	6.5
Steve Durban	49	3	18	21	-3	231	0	0	0	83	3.6
Bob McCord	43	1	13	14	-5	33	0	0	4	21	2.4
Ab DeMarco (N.Y.R.)	51	4	13	17	16	15	1	0	2	104	3.8
(STL)	14	4	9	13	4	2	2	1	1	51	7.8
(TOTALS)	65	8	22	30	20	17	3	1	3	155	5.2
Jean Hamel	55	2	7	9	-5	24	0	0	0	56	3.6
Kevin O'Shea	37	3	5	8	-13	31	0	0	0	39	7.7
Andre Dupont (PHI)	46	3	20	23	8	164	1	0	1	103	2.9
(STL)	25	1	6	7	-2	51	0	0	0	38	2.6
(TOTALS)	71	4	26	30	6	215	1	0	1	141	2.8
Mike Lampman	18	2	3	5	4	2	0	0	0	18	11.1
Paul Curtis (STL)	29	1	4	5	2	6	0	0	0	37	2.7
(LAK)	27	0	5	5	-2	16	0	0	0	16	0.0
(TOTALS)	56	1	9	10	0	22	0	0	0	53	1.9
Connie Madigan	20	0	3	3	1	25	0	0	0	11	0.0
Brent Hughes (PHI)	29	2	11	13	-8	32	0	0	0	40	5.0
(STL)	8	1	1	2	1	0	0	0	0	16	6.3
(TOTALS)	37	3	12	15	-7	32	0	0	0	56	5.4
Chuck Hamilton	3	0	2	4	2	0	0	0	0	2	0.0
Jacques Caron	30	0	0	0	0	0	0	0	0	0	0.0
Bob Johnson	12	0	0	0	0	17	0	0	0	0	0.0
Roger Lafreniere	10	0	0	0	-1	0	0	0	0	3	0.0
Joe Noris	2	0	0	0	-2	0	0	0	0	0	0.0
Wayne Stephenson	45	0	0	0	0	0	0	0	0	0	0.0

PLAYER	GP	W	L	T/O	GA	GAA	SO	MIN
Wayne Stephenson	45	18	15	7	128	3.03	1	2,535
Jacques Caron	30	8	14	5	92	3.53	1	1,562
Bob Johnson	12	6	5	0	26	2.68	0	583



ST. LOUIS BLUES

1971-1972 GAME-BY-GAME (28-39-11, 67 pts, 3rd West Division)

#	DATE	VERSUS	SCORE	RECORD
1	10/9	Chicago	2-4	L 0-1-0
2	10/12	Buffalo	4-1	W 1-1-0
3	10/13	@ Chicago	0-1	L 1-2-0
4	10/16	Detroit	9-2	W 2-2-0
5	10/17	@ Detroit	3-5	L 2-3-0
6	10/19	Vancouver	1-3	L 2-4-0
7	10/23	N.Y. Rangers	3-4	L 2-5-0
8	10/24	@ Buffalo	3-2	W 3-5-0
9	10/27	Minnesota	1-2	L 3-6-0
10	10/30	Philadelphia	4-4	T 3-6-1
11	11/3	@ Montreal	1-5	L 3-7-1
12	11/4	@ Boston	1-6	L 3-8-1
13	11/6	@ Minnesota	1-5	L 3-9-1
14	11/9	Pittsburgh	1-4	L 3-10-1
15	11/13	California	5-1	W 4-10-1
16	11/16	Detroit	2-2	T 4-10-2
17	11/18	@ Montreal	2-2	T 4-10-3
18	11/20	@ Pittsburgh	4-2	W 5-10-3
19	11/21	@ Boston	2-6	L 5-11-3
20	11/23	Los Angeles	3-1	W 6-11-3
21	11/24	@ N.Y. Rangers	3-8	L 6-12-3
22	11/27	Boston	6-6	T 6-12-4
23	11/30	California	5-2	W 7-12-4
24	12/1	@ Toronto	2-4	L 7-13-4
25	12/4	Buffalo	5-1	W 8-13-4
26	12/5	@ Detroit	2-1	W 9-13-4
27	12/7	@ Vancouver	1-2	L 9-14-4
28	12/10	@ California	4-4	T 9-14-5
29	12/11	@ Los Angeles	1-4	L 9-15-5
30	12/14	Toronto	2-4	L 9-16-5
31	12/15	@ Minnesota	1-4	L 9-17-5
32	12/18	N.Y. Rangers	2-5	L 9-18-5
33	12/19	@ Chicago	0-2	L 9-19-5
34	12/22	Los Angeles	1-2	L 9-20-5
35	12/25	Buffalo	4-4	T 9-20-6
36	12/26	@ Buffalo	3-6	L 9-21-6
37	12/29	@ Toronto	6-3	W 10-21-6
38	1/1	Philadelphia	4-4	T 10-21-7
39	1/5	@ N.Y. Rangers	1-9	L 10-22-7
40	1/6	@ Philadelphia	3-2	W 11-22-7
41	1/8	Boston	5-3	W 12-22-7
42	1/11	Montreal	7-3	W 13-22-7
43	1/15	Minnesota	7-2	W 14-22-7
44	1/16	@ Toronto	4-3	W 15-22-7
45	1/18	Boston	0-2	L 15-23-7
46	1/22	Pittsburgh	1-0	W 16-23-7
47	1/23	@ Detroit	1-3	L 16-24-7
48	1/26	@ Pittsburgh	2-1	W 17-24-7
49	1/29	@ Montreal	0-4	L 17-25-7
50	1/30	@ Boston	2-5	L 17-26-7
51	2/1	Montreal	1-3	L 17-27-7
52	2/3	Pittsburgh	3-4	L 17-28-7
53	2/5	N.Y. Rangers	6-5	W 18-28-7
54	2/6	@ Philadelphia	2-2	T 18-28-8
55	2/8	Toronto	1-2	L 18-29-8
56	2/10	Minnesota	1-3	L 18-30-8
57	2/12	Vancouver	5-4	W 19-30-8
58	2/15	Chicago	2-3	L 19-31-8
59	2/16	@ Los Angeles	3-1	W 20-31-8
60	2/18	@ Vancouver	2-5	L 20-32-8
61	2/20	@ California	4-4	T 20-32-9
62	2/23	@ Los Angeles	2-0	W 21-32-9
63	2/26	@ Minnesota	3-2	W 22-32-9
64	2/27	@ N.Y. Rangers	0-2	L 22-33-9
65	3/1	Toronto	1-3	L 22-34-9
66	3/4	@ Philadelphia	2-6	L 22-35-9
67	3/5	@ Buffalo	6-2	W 23-35-9
68	3/7	Los Angeles	4-2	W 24-35-9
69	3/9	Montreal	1-5	L 24-36-9
70	3/11	Philadelphia	4-2	W 25-36-9
71	3/17	@ California	2-2	T 25-36-10
72	3/19	@ Vancouver	3-3	T 25-36-11

#	DATE	VERSUS	SCORE	RECORD
73	3/22	California	4-1	W 26-36-11
74	3/25	Detroit	5-3	W 27-36-11
75	3/26	@ Chicago	0-4	L 27-37-11
76	3/28	Vancouver	2-1	W 28-37-11
77	4/1	Chicago	0-2	L 28-38-11
78	4/2	@ Pittsburgh	2-6	L 28-39-11

PLAYER	GP	G	A	TP	+/-	PIM	PPSH	GW	S	%
Garry Unger	78	36	34	70	-8	104	14	1	4	321 11.2
Frank St. Marseille	78	16	36	52	5	32	1	0	1	228 7.0
Jack Eggers	63	21	25	46	5	34	5	0	2	210 10.0
(NYR)	17	2	1	3	2	14	1	0	0	13 15.4
(TOTALS)	80	23	26	49	7	48	6	0	2	223 10.3
Gary Sabourin	77	28	17	45	3	52	4	0	7	236 11.9
Mike Murphy	63	20	23	43	-4	19	5	0	3	176 11.4
Terry Crisp	75	13	18	31	7	12	1	6	3	94 13.8
Barclay Plager	78	7	22	29	6	176	1	2	0	128 5.5
Phil Roberto	49	12	13	25	-1	76	0	0	0	170 7.1
(MTL)	27	3	2	5	3	22	0	0	0	35 8.6
(TOTALS)	76	15	15	30	2	98	0	0	0	205 7.3
Carl Brewer	42	2	16	18	-6	40	0	0	1	58 3.4
Christian Borgeleau	41	8	9	17	-13	6	1	0	1	123 6.5
(STL)	25	6	8	14	5	6	1	0	1	35 17.1
(TOTALS)	66	14	17	31	-8	12	2	0	2	158 8.9
Brian Lavender	46	5	11	16	-2	54	0	0	1	68 7.4
Andre Dupont	60	3	10	13	11	147	0	0	0	133 2.3
George Morrison	42	1	11	13	-11	7	2	0	1	34 5.9
Jimmy Roberts	51	7	15	22	3	53	0	3	1	69 10.1
(MTL)	26	5	7	12	4	4	0	0	2	46 10.9
(TOTALS)	77	12	22	34	7	57	1	5	1	115 10.4
Bill Plager	65	1	11	12	-15	64	0	0	1	63 1.6
Bob Plager	50	4	7	11	-1	81	0	0	0	59 6.8
Larry Hornung	47	2	9	11	-1	10	0	0	1	60 3.3
Wayne Connelly	53	14	20	34	-15	12	6	0	3	151 9.3
(VAN)	15	5	5	10	-6	2	2	0	0	48 10.4
(TOTALS)	68	19	25	44	-21	14	8	0	3	199 9.5
Floyd Thomson	49	4	6	10	-9	48	0	0	2	69 5.8
Curt Bennett	31	3	5	8	-4	30	0	0	0	32 9.4
Danny O'Shea	48	6	9	15	0	28	0	0	2	63 9.5
(STL)	20	3	3	6	-4	11	0	0	0	25 12.0
(TOTALS)	68	9	12	21	-4	39	0	0	2	88 10.2
Noel Picard	15	1	5	6	-1	50	0	0	0	34 2.9
(NYR)	59	8	8	16	16	25	1	0	3	74 10.8
(STL)	15	3	2	5	0	9	0	0	0	29 10.3
(TOTALS)	74	11	10	21	16	34	1	0	3	103 10.7
Bill Sutherland	9	2	3	5	4	2	0	1	0	7 28.6
(DET)	5	0	1	1	-1	2	0	0	0	3 0.0
(TOTALS)	14	2	4	6	3	4	0	1	0	10 20.0
Gerry Odrowski	55	1	2	3	-1	8	0	1	0	30 3.3
Michel Parizeau	27	2	12	14	-6	10	1	0	1	39 5.1
(PHI)	31	1	2	3	-1	8	1	0	0	14 7.1
(TOTALS)	58	3	14	17	-7	18	2	0	1	53 5.7
Jim Shires	18	0	3	3	-13	8	0	0	0	14 0.0
Jacques Caron	28	0	1	1	0	0	0	0	0	0 0.0
Jim Lorentz	33	10	14	24	-11	12	2	0	1	85 11.8
(BUF)	12	0	1	1	-8	12	0	0	0	16 0.0
(STL)	7	0	0	0	-1	0	0	0	0	1 0.0
(NYR)	7	0	0	0	-1	0	0	0	0	1 0.0
(TOTALS)	52	10	15	25	-20	24	2	0	1	102 9.8
Jim McLeod	16	0	1	1	0	0	0	0	0	0 0.0
Ernie Wakely	30	0	1	1	0	0	0	0	0	0 0.0
John Arbour	17	0	0	0	-4	10	0	0	0	14 0.0
Gord Brooks	2	0	0	0	0	0	0	0	0	2 0.0
Norm Dennis	1	0	0	0	-1	4	0	0	0	1 0.0
Chris Evans	61	6	18	24	-20	98	2	0	0	99 6.1
(BUF)	2	0	0	0	0	0	0	0	0	0 0.0
(TOTALS)	63	6	18	24	-20	98	2	0	0	99 6.1
Gord Kannegiesser	4	0	0	0	-1	2	0	0	0	4 0.0
Peter McDuffe	10	0	0	0	0	0	0	0	0	0 0.0
Kevin O'Shea	52	6	9	15	-19	44	0	0	0	56 10.7
(STL)	4	0	0	0	-1	2	0	0	0	3 0.0
(TOTALS)	56	6	9	15	-20	46	0	0	0	59 10.2
Brit Selby	6	0	0	0	-2	0	0	0	0	7 0.0
Wayne Stephenson	2	0	0	0	0	0	0	0	0	0 0.0
Gary Veneruzzo	2	0	0	0	-1	0	0	0	0	1 0.0

PLAYER	GP	W	L	T/O	GA	GAA	SO	MIN
Jacques Caron	28	14	8	5	68	2.52	1	1,619
Ernie Wakely	30	8	18	2	92	3.42	1	1,614
Jim McLeod	16	6	6	4	44	3.00	0	880
Wayne Stephenson	2	0	1	0	9	5.40	0	100
Peter McDuffe	10	0	6	0	29	3.73	0	467

ALL-TIME TEAM & INDIVIDUAL RECORDS & STATS

1970-1971 GAME-BY-GAME (34-25-19, 87 pts, 2nd West Division)

#	DATE	VERSUS	SCORE	RECORD
1	10/10	N.Y. Rangers	3-1	W 1-0-0
2	10/12	Vancouver	4-1	W 2-0-0
3	10/14	@ Toronto	3-7	L 2-1-0
4	10/17	Buffalo	4-1	W 3-1-0
5	10/18	@ Chicago	2-2	T 3-1-1
6	10/21	@ California	2-2	T 3-1-2
7	10/23	@ Vancouver	1-1	T 3-1-3
8	10/24	@ Los Angeles	1-3	L 3-2-3
9	10/28	California	3-2	W 4-2-3
10	10/31	Los Angeles	3-0	W 5-2-3
11	11/5	@ Boston	2-0	W 6-2-3
12	11/7	@ Minnesota	1-1	T 6-2-4
13	11/12	Detroit	2-1	W 7-2-4
14	11/14	Montreal	1-1	T 7-2-5
15	11/15	@ Philadelphia	2-1	W 8-2-5
16	11/17	Minnesota	3-5	L 8-3-5
17	11/19	@ Pittsburgh	1-0	W 9-3-5
18	11/21	Chicago	3-3	T 9-3-6
19	11/24	Boston	5-5	T 9-3-7
20	11/26	Toronto	1-0	W 10-3-7
21	11/28	Vancouver	5-1	W 11-3-7
22	12/2	@ N.Y. Rangers	2-4	L 11-4-7
23	12/3	@ Montreal	3-6	L 11-5-7
24	12/5	Detroit	3-0	W 12-5-7
25	12/6	@ Detroit	4-2	W 13-5-7
26	12/9	Philadelphia	2-5	L 13-6-7
27	12/11	Pittsburgh	3-2	W 14-6-7
28	12/13	@ Philadelphia	2-2	T 14-6-8
29	12/15	Minnesota	2-1	W 15-6-8
30	12/16	@ Chicago	3-8	L 15-7-8
31	12/19	Boston	1-7	L 15-8-8
32	12/23	Montreal	2-2	T 15-8-9
33	12/26	Minnesota	1-1	T 15-8-10
34	12/27	@ N.Y. Rangers	4-4	T 15-8-11
35	12/30	Philadelphia	5-2	W 16-8-11
36	1/2	@ Vancouver	3-1	W 17-8-11
37	1/3	@ Los Angeles	7-3	W 18-8-11
38	1/6	@ California	3-6	L 18-9-11
39	1/9	Vancouver	2-2	T 18-9-12
40	1/10	N.Y. Rangers	2-4	L 18-10-12
41	1/12	California	8-2	W 19-10-12
42	1/14	@ Buffalo	1-2	L 19-11-12
43	1/16	Chicago	3-2	W 20-11-12
44	1/21	@ Minnesota	3-5	L 20-12-12
45	1/23	Buffalo	7-1	W 21-12-12
46	1/27	Montreal	2-4	L 21-13-12
47	1/28	@ Detroit	1-1	T 21-13-13
48	1/31	@ Boston	0-6	L 21-14-13
49	2/3	@ Toronto	2-6	L 21-15-13
50	2/5	Pittsburgh	2-2	T 21-15-14
51	2/7	@ Philadelphia	6-2	W 22-15-14
52	2/9	Toronto	3-3	T 22-15-15
53	2/11	Boston	3-5	L 22-16-15
54	2/13	N.Y. Rangers	2-1	W 23-16-15
55	2/14	@ N.Y. Rangers	1-2	L 23-17-15
56	2/16	California	5-1	W 24-17-15
57	2/20	@ Toronto	1-3	L 24-18-15
58	2/21	@ Buffalo	3-1	W 25-18-15
59	2/24	@ Pittsburgh	5-5	T 25-18-16
60	2/25	@ Detroit	3-1	W 26-18-16
61	2/27	@ Montreal	2-3	L 26-19-16
62	3/3	Chicago	1-5	L 26-20-16
63	3/5	Toronto	3-1	W 27-20-16
64	3/7	@ Boston	1-4	L 27-21-16
65	3/9	Los Angeles	0-4	L 27-22-16
66	3/10	@ Minnesota	0-4	L 27-23-16
67	3/13	Buffalo	9-0	W 28-23-16
68	3/14	@ Chicago	4-4	T 28-23-17
69	3/16	Montreal	6-2	W 29-23-17
70	3/18	@ Buffalo	3-5	L 29-24-17
71	3/20	Detroit	2-1	W 30-24-17
72	3/23	@ Vancouver	1-4	L 30-25-17

#	DATE	VERSUS	SCORE	RECORD
73	3/26	@ California	8-5	W 31-25-17
74	3/27	@ Los Angeles	6-3	W 32-25-17
75	3/30	Los Angeles	4-3	W 33-25-17
76	4/1	Philadelphia	1-1	T 33-25-18
77	4/3	Pittsburgh	4-3	W 34-25-18
78	4/4	@ Pittsburgh	1-1	T 34-25-19

PLAYER	GP	G	A	TP	+/-	PIM	PP	SH	GW	S	%
Christian Bordeleau	78	21	32	53	14	48	3	2	7	187	11.2
Frank St. Marseille	77	19	32	51	4	26	3	0	5	217	8.8
Red Berenson (STL)	45	16	26	42	-7	12	6	1	1	174	9.2
(DET)	24	5	12	17	-7	4	1	0	1	51	9.8
(TOTALS)	69	21	38	59	-14	16	7	1	2	225	9.3
Jim Lorentz	76	19	21	40	2	34	6	0	2	160	11.9
Bill Sutherland (STL)	68	19	20	39	13	41	11	0	3	106	17.9
(PHI)	1	0	0	0	0	0	0	0	0	0	0.0
(TOTALS)	69	19	20	39	13	41	11	0	3	106	17.9
Tim Ecclestone (STL)	47	15	24	39	-7	34	6	0	4	143	10.5
(DET)	27	4	10	14	-15	13	1	0	0	62	6.5
(TOTALS)	74	19	34	53	-22	47	7	0	4	205	9.3
Gary Sabourin	59	14	17	31	4	56	2	0	2	160	8.8
Jimmy Roberts	72	13	18	31	7	77	2	1	0	123	10.6
Garry Unger (DET)	51	13	14	27	-32	63	0	0	1	157	8.3
(STL)	28	15	14	29	-4	41	7	0	3	122	12.3
(TOTALS)	79	28	28	56	-36	104	7	0	4	279	10.0
George Morrison	73	15	10	25	-2	6	3	0	1	122	12.3
Barclay Plager	69	4	20	24	11	172	1	0	0	87	4.6
Wayne Connelly (DET)	51	8	13	21	-23	12	1	0	2	115	7.0
(STL)	28	5	16	21	-6	9	3	0	3	102	4.9
(TOTALS)	79	13	29	42	-29	21	4	0	2	217	6.0
Craig Cameron	78	14	6	20	-11	32	0	1	2	86	16.3
Bob Plager	70	1	19	20	9	114	0	1	70	1.4	
Bill McCreary	68	9	10	19	7	16	0	3	0	90	10.0
Terry Crisp	54	5	11	16	3	13	0	1	0	47	10.6
Fran Huck (MTL)	29	7	8	15	1	18	2	0	1	43	16.3
(STL)	5	1	2	3	3	0	0	0	0	8	12.5
(TOTALS)	34	8	10	18	4	18	2	0	1	51	15.7
Noel Picard	75	3	8	11	2	119	0	0	1	28	2.3
Carl Brewer	19	2	9	11	-1	29	0	0	0	35	5.7
John Arbour (STL)	53	1	6	7	1	81	0	0	0	57	1.8
(VAN)	13	0	0	0	-4	12	0	0	0	9	0.0
(TOTALS)	66	1	6	7	-3	93	0	0	0	66	1.5
Bob Wall	25	2	4	6	-1	4	1	0	0	29	6.9
Brit Selby (TOR)	56	1	4	5	-10	23	0	0	0	33	3.0
(STL)	11	0	1	1	-3	6	0	0	0	7	0.0
(TOTALS)	67	1	5	6	-13	29	0	0	0	40	2.5
Ab McDonald	20	0	5	5	-3	6	0	0	0	31	0.0
Larry Keenan (BUF)	51	7	20	27	-10	6	3	0	2	67	10.4
(STL)	10	1	3	4	3	0	0	0	0	24	4.2
(TOTALS)	61	8	23	37	-7	6	3	0	2	91	8.8
Bill Plager	36	0	3	3	0	45	0	0	0	24	0.0
Curt Bennett	4	2	0	2	0	0	0	1	4	50.0	
Al Arbour	22	0	2	2	6	6	0	0	0	3	0.0
Ernie Wakely	51	0	2	2	0	0	0	0	0	0	0.0
Glenn Hall	32	0	1	1	0	0	0	0	0	0	0.0
Norm Dennis	4	0	0	0	-4	0	0	0	0	0	0.0
Larry Hornung	1	0	0	0	1	0	0	0	0	1	0.0
Michel Plasse	1	0	0	0	0	0	0	0	0	0	0.0
Jean-Guy Talbot (BUF)	57	0	7	7	-20	36	0	0	0	41	0.0
(STL)	5	0	0	0	-3	6	0	0	0	3	0.0
(TOTALS)	62	0	7	7	-23	42	0	0	0	44	0.0

PLAYER	GP	W	L	T/O	GA	GAA	SO	MIN
Ernie Wakely	51	20	14	11	133	2.79	3	2,859
Glenn Hall	32	13	11	8	71	2.42	2	1,761
Michel Plasse	1	1	0	0	3	3.00	0	60

*Hall and Wakely shared shutout which is not reflected in personal records.



ST. LOUIS BLUES

1969-1970 GAME-BY-GAME (37-27-12, 86 pts, 1st West Division)

#	DATE	VERSUS	SCORE	RECORD
1	10/11	Chicago	7-2	W 1-0-0
2	10/15	Los Angeles	4-1	W 2-0-0
3	10/18	Minnesota	4-2	W 3-0-0
4	10/19	@ Detroit	2-4	L 3-1-0
5	10/22	@ Montreal	3-3	T 3-1-1
6	10/25	@ Toronto	2-4	L 3-2-1
7	10/26	@ Philadelphia	0-0	T 3-2-2
8	10/30	Montreal	2-2	T 3-2-3
9	11/1	Philadelphia	8-0	W 4-2-3
10	11/2	@ N.Y. Rangers	4-6	L 4-3-3
11	11/5	@ Boston	4-4	T 4-3-4
12	11/6	@ Detroit	5-2	W 5-3-4
13	11/8	@ Minnesota	2-5	L 5-4-4
14	11/13	Pittsburgh	4-0	W 6-4-4
15	11/15	Montreal	2-3	L 6-5-4
16	11/16	@ N.Y. Rangers	2-4	L 6-6-4
17	11/19	@ Pittsburgh	4-0	W 7-6-4
18	11/20	Minnesota	3-1	W 8-6-4
19	11/22	N.Y. Rangers	0-5	L 8-7-4
20	11/26	Oakland	4-1	W 9-7-4
21	11/29	Los Angeles	3-1	W 10-7-4
22	11/30	@ Chicago	1-3	L 10-8-4
23	12/3	Oakland	3-1	W 11-8-4
24	12/6	Detroit	1-5	L 11-9-4
25	12/7	@ Philadelphia	4-1	W 12-9-4
26	12/10	@ Oakland	3-3	T 12-9-5
27	12/13	@ Los Angeles	8-1	W 13-9-5
28	12/16	Detroit	6-4	W 14-9-5
29	12/18	Boston	3-3	T 14-9-6
30	12/20	Philadelphia	3-0	W 15-9-6
31	12/21	@ Chicago	0-4	L 15-10-6
32	12/23	Minnesota	5-3	W 16-10-6
33	12/26	Toronto	3-1	W 17-10-6
34	12/27	@ Toronto	1-4	L 17-11-6
35	12/30	@ Montreal	5-0	W 18-11-6
36	1/3	Pittsburgh	6-0	W 19-11-6
37	1/7	Philadelphia	2-2	T 19-11-7
38	1/10	Chicago	2-6	L 19-12-7
39	1/14	@ Minnesota	2-5	L 19-13-7
40	1/15	Toronto	2-0	W 20-13-7
41	1/17	Los Angeles	3-1	W 21-13-7
42	1/22	N.Y. Rangers	4-3	W 22-13-7
43	1/24	Detroit	2-5	L 22-14-7
44	1/25	@ Philadelphia	0-2	L 22-15-7
45	1/28	@ Oakland	6-1	W 23-15-7
46	1/29	@ Los Angeles	3-2	W 24-15-7
47	1/31	@ Pittsburgh	1-2	L 24-16-7
48	2/4	@ Toronto	0-1	L 24-17-7
49	2/6	Oakland	1-2	L 24-18-7
50	2/8	@ Boston	1-7	L 24-19-7
51	2/11	Boston	2-3	L 24-20-7
52	2/12	@ Detroit	2-5	L 24-21-7
53	2/14	Los Angeles	2-1	W 25-21-7
54	2/15	@ Minnesota	3-3	T 25-21-8
55	2/18	Chicago	5-2	W 26-21-8
56	2/20	@ Oakland	3-1	W 27-21-8
57	2/21	@ Los Angeles	4-2	W 28-21-8
58	2/25	@ N.Y. Rangers	1-2	L 28-22-8
59	2/28	@ Montreal	3-2	W 29-22-8
60	3/1	@ Boston	1-3	L 29-23-8
61	3/4	Boston	3-1	W 30-23-8
62	3/6	N.Y. Rangers	3-1	W 31-23-8
63	3/7	@ Pittsburgh	2-2	T 31-23-9
64	3/11	@ Minnesota	9-1	W 32-23-9
65	3/12	Philadelphia	4-2	W 33-23-9
66	3/14	Montreal	2-6	L 33-24-9
67	3/17	Minnesota	5-5	T 33-24-10
68	3/19	Pittsburgh	3-1	W 34-24-10

#	DATE	VERSUS	SCORE	RECORD
69	3/21	Toronto	0-2	L 34-25-10
70	3/22	@ Chicago	0-1	L 34-26-10
71	3/24	@ Los Angeles	4-0	W 35-26-10
72	3/27	@ Oakland	2-3	L 35-27-10
73	3/29	@ Pittsburgh	5-5	T 35-27-11
74	4/1	Oakland	2-2	T 35-27-12
75	4/2	@ Philadelphia	1-0	W 36-27-12
76	4/4	Pittsburgh	3-1	W 37-27-12

PLAYER	GP	G	A	TP	+/-	PIM	PP	SH	GW	S	%
Phil Goyette	72	29	49	78	3	16	13	0	5	152	19.1
Red Berenson	67	33	39	72	-3	38	16	0	8	282	11.7
Frank St. Marseille	74	16	43	59	-3	18	3	0	1	166	9.6
Ab McDonald	64	25	30	55	11	8	11	0	4	170	14.7
Gary Sabourin	72	28	14	42	-9	61	11	0	5	246	11.4
Tim Ecclestone	65	16	21	37	7	59	5	0	2	166	9.6
Larry Keenan	56	10	23	33	-8	8	3	0	0	113	8.8
Bill McCreary	73	15	17	32	4	16	2	1	1	174	8.6
Barclay Plager	75	6	26	32	2	128	1	1	1	97	6.2
Jimmy Roberts	76	13	17	30	18	51	1	2	4	165	7.9
Ron Anderson	59	9	9	18	11	36	0	0	0	197	4.6
Andre Boudrias	50	3	14	17	7	20	1	0	2	95	3.2
Jean-Guy Talbot	75	2	15	17	18	40	0	1	0	60	3.3
Bob Plager	64	3	11	14	2	113	0	0	0	83	3.6
Terry Crisp	26	5	6	11	0	2	0	0	1	44	11.4
Terry Gray	28	2	5	7	2	17	0	0	2	63	3.2
Ray Fortin	57	1	4	5	3	19	0	0	0	66	1.5
Noel Picard	39	1	4	5	0	88	1	0	0	31	3.2
Bill Plager	24	1	4	5	-5	30	0	0	0	23	4.3
Norm Dennis	5	3	0	3	0	5	0	0	0	8	37.5
Wayne Maki	16	2	1	3	-4	4	0	0	1	35	5.7
Camille Henry	4	1	2	3	-2	0	1	0	0	5	20.0
Al Arbour	68	0	3	3	7	85	0	0	0	30	0.0
Jacques Plante	32	0	2	2	0	0	0	0	0	0	0.0
Ron Buchanan	2	0	0	0	-1	0	0	0	0	4	0.0
Gary Edwards	1	0	0	0	0	0	0	0	0	0	0.0
Glenn Hall	18	0	0	0	0	0	0	0	0	0	0.0
Jaroslav Jirik	3	0	0	0	1	0	0	0	0	4	0.0
Ernie Wakely	30	0	0	0	0	0	0	0	0	0	0.0

PLAYER	GP	W	L	T/O	GA	GAA	SO	MIN
Jacques Plante	32	18	9	5	67	2.19	5	1,839
Ernie Wakely	30	12	9	4	58	2.11	4	1,651
Glenn Hall	18	7	8	3	49	2.91	1	1,010
Gary Edwards	1	0	1	0	4	4	0	60

ALL-TIME TEAM & INDIVIDUAL RECORDS & STATS

1968-1969 GAME-BY-GAME (37-25-14, 88 pts, 1st West Division)

#	DATE	VERSUS	SCORE	RECORD
1	10/11	@ Chicago	3-4	L 0-1-0
2	10/12	Los Angeles	6-0	W 1-1-0
3	10/16	Montreal	2-4	L 1-2-0
4	10/19	Oakland	4-1	W 2-2-0
5	10/23	@ Toronto	4-6	L 2-3-0
6	10/24	@ Boston	2-1	W 3-3-0
7	10/26	@ Pittsburgh	2-4	L 3-4-0
8	10/30	Philadelphia	4-1	W 4-4-0
9	11/2	Minnesota	0-2	L 4-5-0
10	11/3	@ Detroit	4-4	T 4-5-1
11	11/6	@ Pittsburgh	3-1	W 5-5-1
12	11/7	@ Philadelphia	8-0	W 6-5-1
13	11/9	@ Montreal	1-4	L 6-6-1
14	11/10	@ Boston	1-1	T 6-6-2
15	11/13	@ N.Y. Rangers	3-1	W 7-6-2
16	11/16	Detroit	1-1	T 7-6-3
17	11/17	Minnesota	3-3	T 7-6-4
18	11/20	Oakland	7-0	W 8-6-4
19	11/23	Chicago	1-0	W 9-6-4
20	11/27	Boston	4-4	T 9-6-5
21	11/28	@ Detroit	3-1	W 10-6-5
22	11/30	Philadelphia	1-0	W 11-6-5
23	12/4	Chicago	3-3	T 11-6-6
24	12/7	Pittsburgh	1-1	T 11-6-7
25	12/8	@ Philadelphia	4-4	T 11-6-8
26	12/11	@ Chicago	3-6	L 11-7-8
27	12/12	@ Montreal	4-5	L 11-8-8
28	12/14	@ Toronto	2-3	L 11-9-8
29	12/15	Los Angeles	3-1	W 12-9-8
30	12/20	@ Oakland	1-0	W 13-9-8
31	12/21	N.Y. Rangers	2-2	T 13-9-9
32	12/25	@ Minnesota	2-0	W 14-9-9
33	12/26	Pittsburgh	3-2	W 15-9-9
34	12/28	Boston	2-6	L 15-10-9
35	1/1	@ Los Angeles	0-0	T 15-10-10
36	1/3	@ Oakland	3-1	W 16-10-10
37	1/4	Detroit	3-1	W 17-10-10
38	1/7	Los Angeles	5-0	W 18-10-10
39	1/8	@ Chicago	1-3	L 18-11-10
40	1/11	Chicago	6-1	W 19-11-10
41	1/12	@ Minnesota	2-0	W 20-11-10
42	1/15	Philadelphia	4-3	W 21-11-10
43	1/18	N.Y. Rangers	2-2	T 21-11-11
44	1/19	@ Minnesota	3-1	W 22-11-11
45	1/23	Toronto	2-3	L 22-12-11
46	1/25	@ Boston	0-4	L 22-13-11
47	1/26	Oakland	3-1	W 23-13-11
48	1/29	@ Pittsburgh	2-1	W 24-13-11
49	1/30	N.Y. Rangers	3-4	L 24-14-11
50	2/1	@ Detroit	2-0	W 25-14-11
51	2/2	Toronto	5-3	W 26-14-11
52	2/4	@ Los Angeles	2-4	L 26-15-11
53	2/6	Boston	3-1	W 27-15-11
54	2/8	@ N.Y. Rangers	0-2	L 27-16-11
55	2/9	Montreal	4-4	T 27-16-12
56	2/12	Pittsburgh	2-0	W 28-16-12
57	2/13	@ Philadelphia	2-1	W 29-16-12
58	2/15	Los Angeles	4-1	W 30-16-12
59	2/16	Minnesota	6-0	W 31-16-12
60	2/19	Philadelphia	3-1	W 32-16-12
61	2/21	@ Oakland	2-3	L 32-17-12
62	2/22	@ Los Angeles	3-1	W 33-17-12
63	2/26	@ Toronto	2-3	L 33-18-12
64	3/1	@ Montreal	0-3	L 33-19-12
65	3/2	@ N.Y. Rangers	1-2	L 33-20-12
66	3/5	@ Pittsburgh	2-4	L 33-21-12
67	3/8	Oakland	5-2	W 34-21-12
68	3/9	@ Minnesota	2-2	T 34-21-13

#	DATE	VERSUS	SCORE	RECORD
69	3/11	Montreal	0-3	L 34-22-13
70	3/15	Detroit	3-2	W 35-22-13
71	3/16	Minnesota	2-3	L 35-23-13
72	3/19	Toronto	1-1	T 35-23-14
73	3/22	Pittsburgh	1-2	L 35-24-14
74	3/23	@ Philadelphia	3-4	L 35-25-14
75	3/26	@ Oakland	5-3	W 36-25-14
76	3/29	@ Los Angeles	3-1	W 37-25-14

PLAYER	GP	G	A	TP	+/-	PIM	PPSH	GW	S	%
Red Berenson	76	35	47	82	26	43	7	1	6	288 12.2
Gary Sabourin	75	25	23	48	23	58	3	0	3	228 11.0
Ab McDonald	68	21	21	42	19	12	2	0	4	138 15.2
Camille Henry	64	17	27	39	14	8	7	0	1	94 18.1
Ron Schock	67	12	22	39	3	14	4	0	3	157 7.6
Frank St. Marseille	72	12	26	38	20	22	3	0	3	169 7.1
Tim Ecclestone	68	11	23	34	20	31	1	0	4	151 7.3
Jimmy Roberts	72	14	19	33	13	81	2	1	1	129 10.9
Bill McCreary	71	13	17	30	4	50	3	1	4	130 10.0
Barclay Plager	61	4	26	30	31	120	0	1	8	88 4.5
Noel Picard	67	5	19	24	19	131	0	0	1	136 3.7
Doug Harvey	70	2	20	22	11	30	1	0	0	46 4.3
Craig Cameron	72	11	5	16	-8	40	2	0	1	123 8.9
Terry Crisp	57	6	9	15	8	14	1	0	0	40 15.0
Larry Keenan	46	5	9	14	19	6	1	0	2	73 6.8
Jean-Guy Talbot	69	5	4	9	9	24	0	1	6	75 7.5
Al Arbour	67	1	6	7	20	50	0	0	1	25 4.0
Bob Plager	32	0	7	7	10	43	0	0	0	46 0.0
Terry Gray	8	4	0	4	0	4	2	0	1	19 21.1
Glenn Hall	41	0	2	2	0	20	0	0	0	0 0.0
Myron Stankiewicz (PHI)	19	0	5	5	-11	25	0	0	0	43 0.0
(STL)	16	0	2	2	-2	11	0	0	0	17 0.0
(TOTALS)	35	0	7	7	-13	36	0	0	0	60 0.0
Ray Fortin	11	1	0	1	4	6	0	0	0	10 10.0
Norm Dennis	2	0	0	0	1	2	0	0	0	4 0.0
Gary Edwards	1	0	0	0	0	0	0	0	0	0 0.0
Robbie Irons	1	0	0	0	0	0	0	0	0	0 0.0
Ted Ouimet	1	0	0	0	0	0	0	0	0	0 0.0
Bill Plager	2	0	0	0	2	0	0	0	0	3 0.0
Jacques Plante	37	0	0	0	0	2	0	0	0	0 0.0

PLAYER	GP	W	L	T/O	GA	GAA	SO	MIN
Glenn Hall	41	19	12	8	85	2.17	8	2,354
Jacques Plante	37	18	12	6	70	1.96	5	2,139
Gary Edwards	1	0	0	0	0	0.00	0	4
Robbie Irons	1	0	0	0	0	0.00	0	3
Ted Ouimet	1	0	1	0	2	2.00	0	60



ST. LOUIS BLUES

1967-1968 GAME-BY-GAME (27-31-16, 70 pts, 3rd West Division)

#	DATE	VERSUS	SCORE	RECORD
1	10/11	Minnesota	2-2	T 0-0-1
2	10/13	Pittsburgh	1-3	L 0-1-1
3	10/14	@ Pittsburgh	4-2	W 1-1-1
4	10/18	Philadelphia	1-2	L 1-2-1
5	10/21	Los Angeles	3-3	T 1-2-2
6	10/22	@ Detroit	0-1	L 1-3-2
7	10/25	@ Minnesota	2-3	L 1-4-2
8	10/28	@ Montreal	1-4	L 1-5-2
9	11/1	Boston	5-1	W 2-5-2
10	11/4	Detroit	3-2	W 3-5-2
11	11/8	@ Minnesota	1-5	L 3-6-2
12	11/11	@ Pittsburgh	5-1	W 4-6-2
13	11/12	@ Chicago	2-5	L 4-7-2
14	11/15	Chicago	1-4	L 4-8-2
15	11/18	Pittsburgh	3-5	L 4-9-2
16	11/19	@ Philadelphia	2-3	L 4-10-2
17	11/22	Montreal	1-3	L 4-11-2
18	11/25	Philadelphia	1-2	L 4-12-2
19	11/26	@ N.Y. Rangers	0-1	L 4-13-2
20	11/29	Los Angeles	3-2	W 5-13-2
21	12/2	Minnesota	1-5	L 5-14-2
22	12/3	@ Philadelphia	2-4	L 5-15-2
23	12/6	@ Los Angeles	2-3	L 5-16-2
24	12/9	@ Oakland	1-0	W 6-16-2
25	12/10	Toronto	2-1	W 7-16-2
26	12/13	Oakland	3-1	W 8-16-2
27	12/14	@ Philadelphia	2-2	T 8-16-3
28	12/16	Philadelphia	0-1	L 8-17-3
29	12/17	@ N.Y. Rangers	3-5	L 8-18-3
30	12/20	@ Oakland	2-1	W 9-18-3
31	12/23	@ Los Angeles	0-4	L 9-19-3
32	12/25	@ Minnesota	1-0	W 10-19-3
33	12/27	Los Angeles	4-2	W 11-19-3
34	12/29	Pittsburgh	2-1	W 12-19-3
35	12/30	@ Toronto	1-8	L 12-20-3
36	1/3	Oakland	4-0	W 13-20-3
37	1/6	Los Angeles	2-1	W 14-20-3
38	1/10	@ Oakland	2-2	T 14-20-4
39	1/11	@ Los Angeles	2-2	T 14-20-5
40	1/13	N.Y. Rangers	1-3	L 14-21-5
41	1/14	@ Chicago	2-2	T 14-21-6
42	1/17	Minnesota	5-0	W 15-21-6
43	1/21	@ Philadelphia	2-2	T 15-21-7
44	1/24	Minnesota	5-2	W 16-21-7
45	1/25	@ Detroit	4-4	T 16-21-8
46	1/27	N.Y. Rangers	4-3	W 17-21-8
47	1/31	Pittsburgh	9-4	W 18-21-8
48	2/1	@ Pittsburgh	0-2	L 18-22-8
49	2/3	Oakland	4-1	W 19-22-8
50	2/7	Boston	4-6	L 19-23-8
51	2/10	Philadelphia	1-2	L 19-24-8
52	2/11	@ Boston	3-3	T 19-24-9
53	2/14	Los Angeles	2-2	T 19-24-10
54	2/16	@ Pittsburgh	3-1	W 20-24-10
55	2/17	@ Minnesota	2-2	T 20-24-11
56	2/21	@ Toronto	5-1	W 21-24-11
57	2/22	@ Montreal	1-2	L 21-25-11
58	2/25	@ Los Angeles	2-4	L 21-26-11
59	2/28	Montreal	3-3	T 21-26-12
60	3/2	Chicago	3-3	T 21-26-13
61	3/3	@ Boston	3-9	L 21-27-13
62	3/6	Pittsburgh	4-2	W 22-27-13
63	3/9	Oakland	3-1	W 23-27-13
64	3/10	@ Oakland	1-0	W 24-27-13
65	3/13	Toronto	3-3	T 24-27-14
66	3/15	Oakland	1-1	T 24-27-15
67	3/16	Detroit	3-6	L 24-28-15
68	3/20	@ Pittsburgh	2-4	L 24-29-15

#	DATE	VERSUS	SCORE	RECORD
69	3/22	@ Los Angeles	1-6	L 24-30-15
70	3/23	@ Oakland	3-3	T 24-30-16
71	3/27	Philadelphia	3-0	W 25-30-16
72	3/28	@ Philadelphia	0-2	L 25-31-16
73	3/30	Minnesota	3-2	W 26-31-16
74	3/31	@ Minnesota	5-3	W 27-31-16

PLAYER	GP	G	A	TP	+/-	PIM	PP	SH	GW	S	S%
Red Berenson (STL)	55	22	29	51	-8	22	7	0	7	219	10.0
(NYR)	19	2	1	3	-1	2	0	0	0	25	8.0
(TOTALS)	74	24	30	54	-9	24	7	0	7	244	9.8
Gerry Melnyk	73	15	35	50	-11	14	3	1	3	144	10.4
Jimmy Roberts	74	14	23	37	-8	66	3	1	1	164	8.5
Frank St. Marseille	57	16	16	32	11	12	1	0	1	147	10.9
Terry Crisp	73	9	20	29	9	10	0	1	1	135	6.7
Don MacKenney	39	9	20	29	1	4	1	0	1	93	9.7
Bill McCreary	70	13	13	26	2	22	2	4	2	154	8.4
Gary Sabourin	50	13	10	23	11	50	0	2	2	121	10.7
Larry Keenan	40	12	8	20	-7	4	4	0	2	102	11.8
Barclay Plager	49	5	15	20	4	153	2	0	1	61	8.2
Ron Schock	55	9	9	18	-17	17	4	0	1	116	7.8
Fred Hucul	43	2	13	15	-3	30	1	0	0	85	2.4
Tim Ecclestone	50	6	8	14	1	16	3	0	0	97	6.2
Ron Stewart (NYR)	55	7	7	14	-4	19	0	0	1	101	6.9
(STL)	19	7	5	12	-7	11	1	1	2	69	10.1
(TOTALS)	74	14	12	26	-11	30	1	1	3	170	8.2
Al Arbour	74	1	10	11	-6	50	1	0	0	39	2.6
Noel Picard	66	1	10	11	-4	142	0	0	1	120	0.8
Craig Cameron	32	7	2	9	2	8	0	0	1	43	16.3
Dickie Moore	27	5	3	8	-8	9	1	0	1	37	13.5
Wayne Rivers	22	4	4	8	-2	8	1	0	0	53	7.5
Ron Attwell (STL)	18	1	7	8	-9	6	1	0	0	31	3.2
(NYR)	4	0	0	0	0	2	0	0	0	0	0.0
(TOTALS)	22	1	7	8	-9	8	1	0	0	31	3.2
Bob Plager	53	2	5	7	-11	86	0	0	0	52	3.8
Roger Picard	15	2	2	4	-4	21	0	0	0	45	4.4
Jean-Guy Talbot (DET)	32	0	3	3	0	10	0	0	0	11	0.0
(STL)	23	0	4	4	3	2	0	0	0	29	0.0
(MIN)	4	0	0	0	-6	4	0	0	0	7	0.0
(TOTALS)	59	0	7	7	-3	16	0	0	0	47	0.0
Norm Beaudin	13	1	1	2	-4	4	1	0	0	9	11.1
Gary Veneruzzo	5	1	1	2	1	0	0	0	0	8	12.5
Ray Fortin	24	0	2	2	-3	8	0	0	0	25	0.0
Gord Kannegiesser	19	0	1	1	-3	13	0	0	0	12	0.0
Seth Martin	30	0	1	1	0	0	0	0	0	0	0.0
Don Caley	1	0	0	0	0	0	0	0	0	0	0.0
Claude Gardin	1	0	0	0	-1	0	0	0	0	1	0.0
Darryl Edestrand	12	0	0	0	-2	2	0	0	0	12	0.0
Glenn Hall	49	0	0	0	0	0	0	0	0	0	0.0

PLAYER	GP	W	L	T/O	GA	GAA	SO	MIN
Glenn Hall	49	19	21	9	118	2.48	5	2,858
Seth Martin	30	8	10	7	67	2.59	1	1,552
Don Caley	1	0	0	0	3	6.00	0	30

ALL-TIME TEAM & INDIVIDUAL RECORDS & STATS

ST. LOUIS BLUES ALL-TIME YEAR-BY-YEAR RECORDS

SEASON	GP	W	L	OTL/T	SOL/OTL	GF	GA	TP	FINISHED	PLAYOFF RESULT	
2013-14	82	52	23	4	3	248	191	111	2nd	Central Division	Lost Conference Quarterfinal
2012-13	48	29	17	1	1	129	115	60	2nd	Central Division	Lost Conference Quarterfinal
2011-12	82	49	22	1	10	210	165	109	1st	Central Division	Lost Conference Semifinal
2010-11	82	38	33	5	6	240	234	87	4th	Central Division	Did Not Qualify
2009-10	82	40	32	5	5	225	223	90	4th	Central Division	Did Not Qualify
2008-09	82	41	31	4	6	233	233	92	3rd	Central Division	Lost Conference Quarterfinal
2007-08	82	33	36	8	5	205	237	79	5th	Central Division	Did Not Qualify
2006-07	82	34	35	7	6	214	254	81	3rd	Central Division	Did Not Qualify
2005-06	82	21	46	7	8	197	292	57	5th	Central Division	Did Not Qualify
2003-04	82	39	30	11	2	191	198	91	2nd	Central Division	Lost Conference Quarterfinal
2002-03	82	41	24	11	6	253	222	99	2nd	Central Division	Lost Conference Quarterfinal
2001-02	82	43	27	8	4	227	188	98	2nd	Central Division	Lost Conference Semifinal
2000-01	82	43	22	12	5	249	195	103	2nd	Central Division	Lost Conference Final
1999-00	82	51	19	11	1	248	165	114	1st	Central Division	Lost Conference Quarterfinal
1998-99	82	37	32	13	-	237	209	87	2nd	Central Division	Lost Conference Semifinals
1997-98	82	45	29	8	-	256	204	98	3rd	Central Division	Lost Conference Semifinals
1996-97	82	36	35	11	-	236	239	83	4th	Central Division	Lost Conference Quarterfinal
1995-96	82	32	34	16	-	219	248	80	4th	Central Division	Lost Conference Semifinal
1994-95	48	28	15	5	-	178	135	61	2nd	Central Division	Lost Conference Quarterfinal
1993-94	84	40	33	11	-	270	283	91	4th	Central Division	Lost Conference Quarterfinal
1992-93	84	37	36	11	-	282	278	85	4th	Norris Division	Lost Division Final
1991-92	80	36	33	11	-	279	266	83	3rd	Norris Division	Lost Division Semifinal
1990-91	80	47	22	11	-	310	250	105	2nd	Norris Division	Lost Division Final
1989-90	80	37	34	9	-	295	279	83	2nd	Norris Division	Lost Division Final
1988-89	80	33	35	12	-	275	285	78	2nd	Norris Division	Lost Division Final
1987-88	80	34	38	8	-	278	294	76	2nd	Norris Division	Lost Division Final
1986-87	80	32	33	15	-	281	293	79	1st	Norris Division	Lost Division Semifinal
1985-86	80	37	34	9	-	302	291	83	3rd	Norris Division	Lost Conference Final
1984-85	80	37	31	12	-	299	288	86	1st	Norris Division	Lost Division Semifinal
1983-84	80	32	41	7	-	293	316	71	2nd	Norris Division	Lost Division Final
1982-83	80	25	40	15	-	285	316	65	4th	Norris Division	Lost Division Semifinal
1981-82	80	32	40	8	-	315	349	72	3rd	Norris Division	Lost Division Final
1980-81	80	45	18	17	-	352	281	107	1st	Smythe Division	Lost Quarterfinal
1979-80	80	34	34	12	-	266	278	80	2nd	Smythe Division	Lost Preliminary
1978-79	80	18	50	12	-	249	348	48	3rd	Smythe Division	Did Not Qualify
1977-78	80	20	47	13	-	195	304	53	4th	Smythe Division	Did Not Qualify
1976-77	80	32	39	9	-	239	276	73	1st	Smythe Division	Lost Quarterfinal
1975-76	80	29	37	14	-	249	290	72	3rd	Smythe Division	Lost Preliminary
1974-75	80	35	31	14	-	269	267	84	2nd	Smythe Division	Lost Preliminary
1973-74	78	26	40	12	-	206	248	64	6th	West Division	Did Not Qualify
1972-73	78	32	34	12	-	233	251	76	4th	West Division	Lost Quarterfinal
1971-72	78	28	39	11	-	208	247	67	3rd	West Division	Lost Semifinal
1970-71	78	34	25	19	-	223	208	87	2nd	West Division	Lost Quarterfinal
1969-70	76	37	27	12	-	224	179	86	1st	West Division	Lost Final
1968-69	76	37	25	14	-	204	157	88	1st	West Division	Lost Final
1967-68	74	27	31	16	-	177	191	70	3rd	West Division	Lost Final
Totals	3,636	1,625	1,469	474	68	11,253	11,260	3,792	8 Division Titles		

* The NHL adopted the Shootout for the 2005-06 season



ST. LOUIS BLUES ALL-TIME HOME & ROAD RECORDS

SEASON	GP	HOME					ROAD				
		W	L	OTL/T	SOL/OTL	PTS	W	L	OTL/T	SOL/OTL	PTS
2013-14	82	28	9	3	1	60	24	14	1	2	51
2012-13	48	15	8	0	1	31	14	9	1	0	29
2011-12	82	30	6	1	4	65	19	16	0	6	44
2010-11	82	23	13	1	4	51	15	20	4	2	36
2009-10	82	18	18	3	2	41	22	14	2	3	49
2008-09	82	23	13	3	2	51	18	18	1	4	41
2007-08	82	20	15	3	3	46	13	21	5	2	33
2006-07	82	18	19	3	1	40	16	16	4	5	41
2005-06	82	12	23	3	3	30	9	23	4	5	27
2003-04	82	23	11	7	0	53	16	19	4	2	38
2002-03	82	23	11	4	3	53	18	13	7	3	46
2001-02	82	27	12	1	1	56	16	15	7	3	42
2000-01	82	28	5	5	3	64	15	17	7	2	39
1999-00	82	24	9	7	1	56	27	10	4	0	58
1998-99	82	18	17	6	-	42	19	15	7	-	45
1997-98	82	26	10	5	-	57	19	19	3	-	41
1996-97	82	17	20	4	-	38	19	15	7	-	45
1995-96	82	15	17	9	-	39	17	17	7	-	41
1994-95	48	16	6	2	-	34	12	9	3	-	27
1993-94	84	23	11	8	-	54	17	22	3	-	37
1992-93	84	22	13	7	-	51	15	23	4	-	34
1991-92	80	25	12	3	-	53	11	21	8	-	30
1990-91	80	24	9	7	-	55	23	13	4	-	50
1989-90	80	20	15	5	-	45	17	19	4	-	38
1988-89	80	22	11	7	-	51	11	24	5	-	27
1987-88	80	18	17	5	-	41	16	21	3	-	35
1986-87	80	21	12	7	-	49	11	21	8	-	30
1985-86	80	23	11	6	-	52	14	23	3	-	31
1984-85	80	21	12	7	-	49	16	19	5	-	3
1983-84	80	23	14	3	-	49	9	27	4	-	22
1982-83	80	16	16	8	-	40	9	24	7	-	25
1981-82	80	22	14	4	-	48	10	26	4	-	24
1980-81	80	29	7	4	-	62	16	11	13	-	45
1979-80	80	20	13	7	-	47	14	21	5	-	33
1978-79	80	14	20	6	-	34	4	30	6	-	14
1977-78	80	12	20	8	-	32	8	27	5	-	21
1976-77	80	22	13	5	-	49	10	26	4	-	24
1975-76	80	20	12	8	-	48	9	25	6	-	24
1974-75	80	23	13	4	-	50	12	18	10	-	34
1973-74	78	16	16	7	-	39	10	24	5	-	25
1972-73	78	21	11	7	-	49	11	23	5	-	27
1971-72	78	17	17	5	-	39	11	22	6	-	28
1970-71	78	23	7	9	-	55	11	18	10	-	32
1969-70	76	24	9	5	-	53	13	18	7	-	33
1968-69	76	21	8	9	-	51	16	17	5	-	37
1967-68	74	18	12	7	-	43	9	19	9	-	27
TOTALS	3,636	964	587	238	29	2,195	661	882	236	39	1,563

*The NHL adopted the shootout for the 2005-06 season

ALL-TIME TEAM & INDIVIDUAL RECORDS & STATS

BLUES VS. NHL IN OVERTIME

TEAM	GP	W	L	T
Anaheim	14	6	3	5
Boston	13	5	3	5
Buffalo	9	4	1	4
Calgary	18	5	5	8
Carolina	7	3	0	4
Chicago	36	5	11	20
Colorado	15	4	2	9
Columbus	11	6	2	3
Dallas	34	6	7	21
Detroit	41	10	6	25
Edmonton	19	5	6	8
Florida	5	1	1	3
Los Angeles	15	2	0	13
Minnesota	11	4	2	5
Montreal	13	2	3	8
Nashville	13	4	5	4
New Jersey	11	4	2	5
N.Y. Islanders	14	2	3	9
N.Y. Rangers	9	0	2	7
Ottawa	3	0	1	2
Philadelphia	8	3	3	2
Phoenix	22	5	5	12
Pittsburgh	11	4	1	6
San Jose	8	3	3	2
Tampa Bay	7	2	2	3
Toronto	28	7	8	13
Vancouver	19	2	9	8
Washington	8	0	1	7
Winnipeg	2	0	1	1
TOTALS	424	104	98	222

Overtime was adopted for the 1983-84 season.

The four on four overtime format was adopted for the 1999-2000 season.

NHL adopts shootouts starting in the 2005-06 season

YEAR-BY-YEAR OVERTIME RECORDS

SEASON	GP	W	L	T	TP
2013-14**	7	3	4	--	10
2012-13**	11	4	1	--	9
2011-12**	18	3	1	--	7
2010-11**	18	3	5	--	11
2009-10**	20	3	5	--	11
2008-09**	20	4	4	--	12
2007-08**	17	1	8	--	10
2006-07**	23	4	7	--	15
2005-06**	22	3	7	--	13
2003-04	24	11	2	11	35
2002-03	23	6	6	11	29
2001-02	18	6	4	8	24
2000-01	23	6	5	12	29
1999-2000*	17	5	1	11	22
1998-99	15	1	1	13	15
1997-98	12	2	2	8	12
1996-97	13	1	1	11	13
1995-96	18	1	1	16	18
1994-95	7	1	1	5	7
1993-94	17	4	2	11	19
1992-93	17	2	4	11	15
1991-92	15	2	2	11	15
1990-91	18	3	4	11	17
1989-90	15	2	4	9	13
1988-89	16	3	1	12	18
1987-88	14	2	4	8	12
1986-87	21	4	2	15	23
1985-86	17	5	3	9	19
1984-85	15	2	1	12	16
1983-84	11	3	1	7	13
TOTALS	502	100	94	222	482

*NHL adopts overtime loss starting in the 1999-2000 season; teams earn one point for overtime loss

**NHL adopts shootouts starting in the 2005-06 season



ST. LOUIS BLUES

AII-TIME REGULAR SEASON OVERTIME WINS

DATE	OPPONENT	SCORE	GOAL SCORER	TIME	DATE	OPPONENT	SCORE	GOAL SCORER	TIME
2/6/2014	Boston	3-2	Oshie	3:29	11/29/2000	@ Toronto	6-5	Hecht	0:18
12/29/2013	@ Dallas	3-2	Shattenkirk	4:49	10/28/2000	Dallas	4-3	MacInnis	0:15
12/14/2013	@ Columbus	4-3	Backes	0:22	2/1/2000	@ Calgary	5-4	Demitra	2:02
3/16/2013	Anaheim	2-1	Stewart	0:45	12/30/1999	San Jose	2-1	MacInnis	3:40
3/9/2013	@ San Jose	4-3	Berglund	1:12	11/22/1999	Nashville	3-2	Eastwood	2:39
2/13/2013	@ Detroit	4-3	Steen	0:52	10/30/1999	Detroit	5-4	Demitra	0:56
1/27/2013	Minnesota	5-4	Sobotka	2:16	10/21/1999	Edmonton	3-2	Finley	0:19
2/11/2012	Colorado	3-2	Colaiacono	3:18	2/1/1999	@ Edmonton	4-3	Turgeon	0:35
11/23/2011	@ Pittsburgh	3-2	Pietrangelo	4:07	12/6/1997	Calgary	4-3	Courtнал	4:38
10/21/2011	Carolina	3-2	D'Agostini	3:58	10/9/1997	Los Angeles	3-2	Hull	3:16
3/9/2011	@ Columbus	4-3	Stewart	0:54	11/21/1996	Phoenix	4-3	York	0:57
10/23/2010	Pittsburgh	1-0	Johnson	0:50	2/22/1996	@ Chicago	4-3	Noonan	3:14
10/9/2010	Philadelphia	2-1	Colaiacono	1:47	2/2/1995	@ Winnipeg	5-4	Hull	3:32
4/15/2010	Columbus	2-1	Johnson	3:59	3/20/1994	@ Chicago	4-3	Stastny	0:33
1/20/2010	@ Montreal	4-3	McDonald	3:19	1/24/1994	@ Anaheim	3-2	Miller	1:10
11/19/2009	Phoenix	3-2	Johnson	0:17	1/2/1994	Calgary	4-3	Janney	3:52
3/7/2009	@ Tampa Bay	4-3	Boyes	0:27	11/6/1993	Edmonton	6-5	Ron Sutter	0:15
2/19/2009	@ Nashville	2-1	Tkachuk	2:52	1/7/1993	Calgary	3-2	Shanahan	2:58
11/21/2008	Anaheim	3-2	Stempniak	2:39	12/26/1992	@ Chicago	3-2	Baron	1:35
11/14/2008	@ Chicago	4-3	McDonald	2:15	11/14/1991	Winnipeg	2-1	Norwood	2:31
3/28/2008	@ Detroit	4-3	Boyes	2:43	10/10/1991	Edmonton	3-2	Hull	4:31
3/17/2007	@ Edmonton	3-2	Brewer	2:04	2/6/1991	@ Buffalo	5-4	Hull	4:15
3/1/2007	@ N.Y. Islanders	3-2	Stempniak	0:25	1/31/1991	Hartford	4-3	Brind'Amour	0:55
1/26/2007	Detroit	2-1	Guerin	1:09	1/26/1991	Detroit	5-4	Courtнал	2:12
12/23/2007	Buffalo	3-2	Guerin	1:35	2/13/1990	@ Minnesota	2-1	Meagher	2:49
3/13/2006	Columbus	3-2	Backman	3:49	1/4/1990	Philadelphia	5-4	G. Cavallini	2:44
3/10/2006	Minnesota	2-1	Stempniak	0:25	4/1/1989	Toronto	4-3	G. Cavallini	4:10
2/4/2006	Dallas	4-3	Jackman	2:16	3/30/1989	Quebec	4-3	Paslawski	1:39
3/27/2004	Chicago	4-3	Salvador	1:50	3/16/1989	@ Philadelphia	4-3	Hull	3:21
3/9/2004	NY Islanders	3-2	Demitra	1:01	3/26/1988	Toronto	3-2	Paslawski	2:07
2/19/2004	Tampa Bay	4-3	Weight	1:06	11/25/1987	@ Minnesota	4-3	Meagher	1:19
2/14/2004	Pittsburgh	3-2	Boguniecki	2:06	4/5/1987	@ Detroit	3-2	Ramage	3:49
1/19/2004	@ Florida	2-1	Demitra	0:48	3/9/1987	Toronto	3-2	Paslawski	4:01
12/16/2003	Columbus	2-1	Tkachuk	4:17	2/21/1987	Quebec	4-3	Paslawski	1:23
12/12/2003	@ Columbus	3-2	Weight	4:51	11/28/1986	@ Detroit	2-1	Hunter	4:10
12/9/2003	@ Toronto	3-2	Pronger	0:30	3/20/1986	@ Detroit	3-2	Norwood	2:49
11/25/2003	Boston	4-3	Weight	4:18	3/11/1986	Buffalo	3-2	Bourgeois	2:06
11/13/2003	@ San Jose	4-3	Cajaneк	4:45	11/16/1985	Vancouver	6-5	Mullen	2:09
11/4/2003	Anaheim	2-1	Tkachuk	4:29	11/12/1985	Toronto	4-3	Mullen	2:57
3/20/2003	Anaheim	3-2	Demitra	2:22	11/3/1985	@ Winnipeg	4-3	Gilmour	3:55
3/4/2003	Nashville	2-1	Papineau	1:45	4/7/1985	Detroit	6-5	Mullen	1:35
1/30/2003	Buffalo	2-1	Tkachuk	3:26	10/31/1984	Toronto	6-5	Sutter	1:08
11/21/2002	Los Angeles	3-2	Khavanov	1:02	3/10/1984	New Jersey	6-5	Ramage (PPG)	3:09
10/26/2002	Calgary	4-3	Boguniecki	4:35	1/20/1984	@ New Jersey	4-3	Mullen	1:22
10/15/2002	Carolina	2-1	Koivisto	3:49	12/27/1983	@ New Jersey	5-4	Sutter	1:25
4/13/2002	Detroit	3-2	Pronger	3:51					
4/3/2002	@ Dallas	2-1	Demitra	2:29					
1/21/2002	@ Boston	4-3	Salvador	2:48					
1/19/2002	Boston	2-1	Tkachuk	3:29					
1/20/2002	Pittsburgh	2-1	Demitra	3:35					
1/19/2001	@ Minnesota	3-2	Tkachuk	0:46					
2/24/2001	Boston	3-2	Turgeon (PPG)	1:20					
2/10/2001	@ Colorado	4-3	Corso	0:50					
1/25/2001	New Jersey	4-3	Turgeon	3:17					

ALL-TIME TEAM & INDIVIDUAL RECORDS & STATS

REGULAR SEASON SHOOTOUT WINS

Date	Opponent	Shootout Score	Game-Winning Goal
4/1/14	Philadelphia	2-0	Oshie
3/9/14	@ Minnesota	2-0	Oshie
2/8/14	Winnipeg	2-0	Oshie
2/1/14	Nashville	2-1	Tarasenko
1/25/14	@ NY Islanders	2-1	Shattenkirk
12/28/13	Chicago	3-2	Shattenkirk
11/21/13	@ Boston	2-1	Roy
11/5/13	@ Montreal	1-0	Oshie
10/17/13	@ Chicago	1-0	Oshie
4/18/2013	Phoenix	1-0	McDonald
4/16/2013	Vancouver	2-0	McDonald
4/4/2013	@ Chicago	4-3	Shattenkirk
2/17/2013	@ Vancouver	2-0	Oshie
1/21/2013	@ Nashville	2-0	Oshie
2/25/2012	@ Winnipeg	2-1	Perron
2/23/2012	@ Nashville	2-0	Oshie
2/9/2012	@ New Jersey	1-0	Oshie
1/14/2012	Minnesota	1-0	Shattenkirk
3/7/2011	Columbus	3-2	Steen
11/24/2010	@ Nashville	1-0	McDonald
11/6/2010	@ Boston	2-1	Boyes
10/30/2010	Atlanta	2-0	Oshie
3/11/2010	@ NY Islanders	2-0	Oshie
2/13/2010	Washington	1-0	Perron
2/9/2010	Detroit	2-1	Boyes
12/23/2010	@ Calgary	2-0	Boyes
12/5/2010	@ Los Angeles	2-0	McDonald
12/3/2010	@ San Jose	2-1	Oshie
11/25/2009	@ Dallas	2-1	Boyes
3/28/2009	Columbus	2-1	Perron
1/19/2009	Boston	2-0	Boyes
12/27/2008	San Jose	2-1	Winchester
11/25/2008	Nashville	2-0	Perron
10/18/2008	Chicago	2-1	Oshie
10/13/2008	Toronto	2-1	Boyes
3/18/2008	@ Montreal	1-0	Boyes
2/1/2008	Anaheim	2-0	McDonald
11/17/2007	@ Nashville	1-0	Boyes
3/24/2007	@ Detroit	1-0	Weight
2/20/2007	Columbus	2-0	Stempniak
1/9/2007	@ Columbus	3-2	Stempniak
11/24/2006	@ Detroit	2-0	Rucinsky
11/22/2006	@ Columbus	1-0	Guerin
10/12/2006	Boston	2-1	Stempniak
2/12/2006	Edmonton	1-0	Wideman
2/2/2006	Chicago	2-1	Stempniak
1/30/2006	Calgary	3-2	Stempniak
12/23/2005	@ San Jose	2-1	CajaneK

INDIVIDUAL SHOOTOUT STATS

Player	Goals	Attempts	%	Game-Winning Shootout Goals
T.J. Oshie	27	48	56.3%	14
Brad Boyes	22	41	53.7%	7
Andy McDonald	16	31	51.6%	5
Alexander Steen	12	25	48.0%	1
Doug Weight	7	17	41.2%	1
Lee Stempniak	6	13	46.2%	5
David Perron	6	25	24.0%	4
Kevin Shattenkirk	5	13	38.5%	4
Vladimir Tarasenko	3	7	42.9%	1
Keith Tkachuk	2	11	18.2%	0
Martin Rucinsky	2	7	28.6%	1
Dennis Wideman	2	7	28.6%	1
Jay McClement	2	4	50.0%	0
Chris Stewart	2	9	22.2%	0
Matt D'Agostini	1	7	14.3%	0
Petr Cajanek	1	6	16.7%	1
Dean McAmmond	1	6	16.7%	0
Bill Guerin	1	2	50.0%	1
Brad Winchester	1	1	100.0%	1
Derek Roy	1	2	50.0%	1
Patrik Berglund	0	11	0.0%	0
Paul Kariya	0	8	0.0%	0
Mike Sillinger	0	4	0.0%	0
David Backes	0	4	0.0%	0
Jamie Langenbrunner	0	3	0.0%	0
Erik Johnson	0	2	0.0%	0
Vladimir Sobotka	0	2	0.0%	0
Jaden Schwartz	0	2	0.0%	0
Maxim Lapierre	0	1	0.0%	0
Magnus Paajarvi	0	1	0.0%	0
Glen Metropolit	0	1	0.0%	0
Peter Sejna	0	1	0.0%	0
Scott Young	0	1	0.0%	0
Alex Pietrangelo	0	1	0.0%	0

Goaltenders	Saves	Attempts	Percentage	W-L
Jaroslav Halak	57	82	69.5%	10-13
Manny Legace	40	55	72.7%	10-7
Brian Elliott	35	53	66.0%	9-5
Chris Mason	31	46	67.4%	8-7
Curtis Sanford	16	31	51.6%	3-7
Jason Bacashihua	7	10	70.0%	2-1
Hannu Toivonen	7	9	77.8%	1-2
Ty Conklin	6	17	35.3%	2-4
Ben Bishop	4	8	50.0%	1-1
Patrick Lalime	2	5	40.0%	0-2
Jake Allen	2	2	100.0%	1-0
Ryan Miller	2	2	100.0%	1-0
Reinhard Divis	1	3	33.3%	0-1

YEAR-BY-YEAR SHOOTOUT RECORDS

SEASON	SO	W	L
2013-14	12	9	3
2012-13*	6	5	1
2011-12	14	4	10
2010-11	10	4	6
2009-10	12	7	5
2008-09	12	6	6
2007-08	8	3	5
2006-07	12	6	6
2005-06	12	4	8
TOTALS	86	39	47

NHL adopted shootouts starting in the 2005-06 season

*Denotes lockout season



ST. LOUIS BLUES

ALL-TIME SHOOTOUT RESULTS

DATE	OPPONENT	W/L	SHOOTOUT		WINNING SO		WINNING/LOSING	
			SCORE	SCORER	SCORE	SCORER	GOALIE	GOALIE
4/1/14	Philadelphia	W	2-0	T.J. Oshie	Ryan Miller/Ray Emery			
3/9/14	@ Minnesota	W	2-0	T.J. Oshie	Brian Elliott/Ilya Bryzgalov			
2/8/14	Winnipeg	W	2-0	T.J. Oshie	Brian Elliott/AI Montoya			
2/4/14	Ottawa	L	2-3	Kyle Turris	Robin Lehner/Jaroslav Halak			
2/1/14	Nashville	W	2-1	Vladimir Tarasenko	Brian Elliott/Carter Hutton			
1/25/14	@ NY Islanders	W	2-1	Kevin Shattenkirk	Jaroslav Halak/Kevin Poulin			
12/28/13	Chicago	W	3-2	Kevin Shattenkirk	Brian Elliott/Antti Raanta			
12/23/13	@ Calgary	L	0-1	Joe Colborne	Reto Berra/Jaroslav Halak			
11/21/13	@ Boston	W	2-1	Derek Roy	Jaroslav Halak/Tuukka Rask			
11/5/13	@ Montreal	W	1-0	T.J. Oshie	Jaroslav Halak/Carey Price			
10/18/13	@ Winnipeg	L	2-3	Olli Jokinen	Ondrej Pavelec/Brian Elliott			
10/17/13	@ Chicago	W	1-0	T.J. Oshie	Jaroslav Halak/Corey Crawford			
4/18/13	Phoenix	W	1-0	Andy McDonald	Brian Elliott/Chad Johnson			
4/16/13	Vancouver	W	2-0	Andy McDonald	Brian Elliott/Cory Schneider			
4/4/13	@ Chicago	W	4-3	Kevin Shattenkirk	Brian Elliott/Corey Crawford			
2/17/13	@ Vancouver	W	2-0	T.J. Oshie	Jake Allen/Roberto Luongo			
2/9/13	Anaheim	L	3-4	Nick Bonino	Viktor Fasth/Brian Elliott			
1/21/13	@ Nashville	W	2-0	T.J. Oshie	Brian Elliott/Pekka Rinne			
4/4/12	Detroit	L	0-1	Todd Bertuzzi	Jimmy Howard/Brian Elliott			
3/29/12	@ Chicago	L	0-1	Dave Bolland	Corey Crawford/Jaroslav Halak			
3/22/12	@ Los Angeles	L	1-2	Jeff Carter	Jonathan Quick/Brian Elliott			
3/13/12	@ Chicago	L	0-1	Patrick Kane	Corey Crawford/Jaroslav Halak			
2/25/12	@ Winnipeg	W	2-1	David Perron	Jaroslav Halak/Chris Mason			
2/23/12	@ Nashville	W	2-0	T.J. Oshie	Jaroslav Halak/Pekka Rinne			
2/9/12	@ New Jersey	W	1-0	T.J. Oshie	Brian Elliott/Johan Hedberg			
1/24/12	Pittsburgh	L	1-2	Chris Kunitz	Marc-Andre Fleury/Brian Elliott			
1/14/12	Minnesota	W	1-0	Kevin Shattenkirk	Jaroslav Halak/Josh Harding			
12/30/11	Nashville	L	0-1	Martin Erat	Pekka Rinne/Jaroslav Halak			
12/17/11	@ Nashville	L	0-1	David Legwand	Pekka Rinne/Jaroslav Halak			
12/2/11	@ Colorado	L	0-1	Ryan O'Reilly	Semyon Varlamov/Jaroslav Halak			
11/19/11	@ Minnesota	L	1-2	Matt Cullen	Josh Harding/Jaroslav Halak			
11/10/11	Toronto	L	0-1	Phil Kessel	Ben Scrivens/Jaroslav Halak			
3/29/11	Minnesota	L	1-2	Mikko Koivu	Jose Theodore/Jaroslav Halak			
3/7/11	Columbus	W	3-2	Alexander Steen	Ben Bishop/Steve Mason			
2/11/11	Minnesota	L	3-4	John Madden	Jose Theodore/Jaroslav Halak			
1/6/11	@ Toronto	L	2-3	Tyler Bozak	Jonas Gustavsson/Ty Conklin			
11/21/10	Carolina	L	0-1	Jussi Jokinen	Cam Ward/Jaroslav Halak			
11/24/10	@ Nashville	W	1-0	Andy McDonald	Jaroslav Halak/Pekka Rinne			
11/11/10	Nashville	L	1-2	Marcel Goc	Pekka Rinne/Jaroslav Halak			
11/6/10	@ Boston	W	2-1	Brad Boyes	Jaroslav Halak/Tuukka Rask			
10/30/10	Atlanta	W	2-0	T.J. Oshie	Jaroslav Halak/Ondrej Pavelec			
10/16/10	@ Dallas	L	1-3	Loui Eriksson	Kari Lehtonen/Ty Conklin			
4/10/10	@ Nashville	L	0-1	Martin Erat	Pekka Rinne/Ty Conklin			
3/11/10	@ N.Y. Islanders	W	2-0	T.J. Oshie	Chris Mason/Martin Biron			
2/13/10	Washington	W	1-0	David Perron	Chris Mason/Jose Theodore			
2/9/10	Detroit	W	2-1	Brad Boyes	Chris Mason/Jimmy Howard			
1/23/10	Anaheim	L	2-3	James Wisniewski	Jonas Hiller/Chris Mason			
12/23/09	@ Calgary	W	2-0	Brad Boyes	Chris Mason/Mikka Kiprusoff			
12/5/09	@ Los Angeles	W	2-0	Andy McDonald	Chris Mason/Jonathan Quick			
12/3/09	@ San Jose	W	2-1	T.J. Oshie	Ty Conklin/Evgeni Nabokov			
11/28/09	Detroit	L	1-2	Todd Bertuzzi	Jimmy Howard/Chris Mason			
11/25/09	@ Dallas	W	2-1	Brad Boyes	Ty Conklin/Marty Turco			
11/8/09	@ Atlanta	L	0-2	Rich Peverley	Johan Hedberg/Ty Conklin			
11/7/09	@ Philadelphia	L	1-2	Mika Pyorala	Ray Emery/Chris Mason			
3/28/09	Columbus	W	2-1	David Perron	Chris Mason/Steve Mason			
3/17/09	@ Edmonton	L	0-1	Alex Kotalik	Dwayne Roloson/Chris Mason			
2/12/09	@ Nashville	L	0-1	Steve Sullivan	Pekka Rinne/Chris Mason			
2/5/09	Edmonton	L	0-2	Robert Nilsson	Dwayne Roloson/Chris Mason			
2/2/09	@ Detroit	L	1-2	Marian Hossa	Chris Osgood/Chris Mason			
1/19/09	@ Boston	W	2-0	Brad Boyes	Chris Mason/Tim Thomas			
12/27/08	San Jose	W	2-1	Brad Winchester	Manny Legace/Evgeni Nabokov			
11/25/08	@ Nashville	W	2-0	David Perron	Chris Mason/Dan Ellis			
11/16/08	Montreal	L	0-1	Alex Kovalev	Carey Price/Manny Legace			
11/6/08	@ San Jose	L	1-2	Ryane Clowe	Evgeni Nabokov/Ben Bishop			
10/18/08	Chicago	W	2-1	T.J. Oshie	Manny Legace/Nikolai Khabibulin			
10/13/08	@ Toronto	W	2-1	Brad Boyes	Manny Legace/Vesa Toskala			
3/18/08	@ Montreal	W	1-0	Brad Boyes	Manny Legace/Jaroslav Halak			
2/10/08	Minnesota	L	1-2	Brent Burns	Josh Harding/Manny Legace			
2/1/08	Anaheim	W	2-0	Andy McDonald	Manny Legace/JS Giguere			
1/23/08	@ Vancouver	L	0-1	Daniel Sedin	Roberto Luongo/Manny Legace			
1/13/08	Vancouver	L	0-1	Alexander Edler	Roberto Luongo/Manny Legace			
12/29/07	@ Dallas	L	0-1	Mike Modano	Mike Smith/Hannu Toivonen			
12/11/07	Edmonton	L	0-1	Shawn Horcoff	Mathieu Garon/Hannu Toivonen			
11/17/07	@ Nashville	W	1-0	Brad Boyes	Hannu Toivonen/Chris Mason			
3/24/07	@ Detroit	W	1-0	Doug Weight	Jason Bacashiuha/Dominik Hasek			

BLUES VS. NHL IN SHOOTOUTS

TEAM	SO	W	L
Anaheim	5	1	4
Boston	4	4	0
Calgary	4	2	2
Carolina	1	0	1
Chicago	7	5	2
Colorado	2	0	2
Columbus	6	5	1
Dallas	4	1	3
Detroit	6	3	3
Edmonton	4	1	3
Los Angeles	3	1	2
Minnesota	7	2	5
Montreal	3	2	1
Nashville	14	6	8
New Jersey	1	1	0
NY Islanders	2	2	0
NY Rangers	1	0	1
Ottawa	1	0	1
Philadelphia	2	1	1
Phoenix	2	1	1
Pittsburgh	1	0	1
San Jose	4	3	1
Toronto	3	1	2
Vancouver	4	2	2
Washington	2	1	1
Winnipeg	5	3	2
TOTALS	98	48	50

NHL adopted shootouts starting in the 2005-06 season

ALL-TIME TEAM & INDIVIDUAL RECORDS & STATS

ALL-TIME SHOOTOUT RESULTS (cont.)

DATE	OPPONENT	W/L	SHOOTOUT SCORE	WINNING SO SCORER	WINNING/LOSING GOALIE
3/12/07	@ Calgary	L	0-2	Alex Tanguay	Mikka Kiprusoff/Jason Bacashihua
3/3/07	@ N.Y. Rangers	L	2-3	Marcel Hossa	Stephen Valiquette/Curtis Sanford
2/20/07	Columbus	W	2-0	Lee Stempniak	Manny Legace/Fredrik Norrena
1/15/07	@ Phoenix	L	1-2	Ladislav Nagy	Mikael Tellqvist/Manny Legace
1/9/07	@ Columbus	W	3-2	Lee Stempniak	Manny Legace/Fredrik Norrena
12/26/06	@ Nashville	L	0-1	Alexander Radulov	Chris Mason/Manny Legace
12/16/06	@ Nashville	L	0-1	Paul Kariya	Chris Mason/Manny Legace
11/24/06	@ Detroit	W	2-0	Martin Rucinsky	Manny Legace/Dominik Hasek
11/22/06	@ Columbus	W	1-0	Bill Guerin	Manny Legace/Pascal Leclaire
10/30/06	Anaheim	L	0-2	Ryan Getzlaf	JS Giguere/Curtis Sanford
10/12/06	Boston	W	2-1	Lee Stempniak	Manny Legace/Tim Thomas
4/4/06	@ Minnesota	L	1-2	Brian Rolston	Josh Harding/Reinhard Divis
3/11/06	Los Angeles	L	0-1	Luc Robitaille	Mathieu Garon/Patrick Lalime
3/7/06	Colorado	L	0-1	Milan Hejduk	David Aebischer/Curtis Sanford
2/12/06	@ Edmonton	W	1-0	Dennis Wideman	Curtis Sanford/Michael Morrison
2/2/06	Chicago	W	2-1	Lee Stempniak	Curtis Sanford/Corey Crawford
1/30/06	Calgary	W	3-2	Lee Stempniak	Curtis Sanford/Mikka Kiprusoff
1/25/06	@ Dallas	L	0-2	Sergei Zubov	Marty Turco/Curtis Sanford
1/20/06	@ Columbus	L	0-1	Rick Nash	Marc Denis/Curtis Sanford
1/19/06	@ Washington	L	1-2	Matt Pettinger	Olaf Kolzig/Curtis Sanford
12/31/05	Anaheim	L	0-1	Chris Kunitz	JS Giguere/Curtis Sanford
12/23/05	@ San Jose	W	2-1	Petr Cajanek	Jason Bacashihua/Evgeni Nabokov
10/20/05	@ Nashville	L	0-2	Steve Sullivan	Tomas Vokoun/Patrick Lalime

BLUES ALL-TIME SPECIAL TEAMS

SEASON	PENALTY MINUTES				POWER PLAY			PENALTY KILLING			SHORTHANDED	
	GP	PIM	BMI	AVG	ADV	PPG	PCTG	TSH	PPGA	PCTG	GF	GA
2013-14	82	1162	8	14.2	283	56	19.8%	293	42	85.7%	6	6
2012-13	48	531	8	11.1	149	29	19.5%	150	23	84.7%	3	5
2011-12	82	1062	8	13.0	270	45	16.7%	282	40	85.8%	7	3
2010-11	82	1225	8	14.9	279	52	18.6%	279	51	81.7%	7	1
2009-10	82	1296	11	16.1	307	52	16.6%	342	45	86.8%	7	6
2008-09	82	1226	22	15.2	351	72	20.5%	357	58	83.8%	10	8
2007-08	82	1137	16	14.1	334	47	14.1%	359	56	84.4%	3	13
2006-07	82	1203	20	14.9	381	46	12.1%	414	83	80.0%	7	10
2005-06	82	1355	18	16.7	512	75	14.6%	461	82	82.2%	6	8
2003-04	82	1246	14	15.5	341	61	17.9%	369	57	84.6%	11	7
2002-03	82	1618	16	19.7	391	80	20.5%	389	71	81.7%	11	7
2001-02	82	1343	26	16.4	356	62	17.4%	379	56	85.2%	5	7
2000-01	82	1345	14	16.4	385	72	18.7%	389	57	85.3%	15	7
1999-00	82	1139	22	13.9	342	61	17.8%	345	42	87.8%	13	3
1998-99	82	1308	6	16.0	301	61	20.3%	387	47	87.9%	7	4
1997-98	82	1414	8	17.2	368	62	16.8%	367	49	86.6%	12	4
1996-97	82	1336	24	16.3	327	50	15.3%	332	55	83.4%	9	8
1995-96	82	1823	26	22.2	448	74	16.5%	482	82	83.0%	11	8
1994-95	48	1077	16	22.4	220	36	16.4%	233	46	80.3%	7	2
1993-94	84	1659	20	19.8	420	86	20.5%	388	73	81.2%	17	14
1992-93	84	1889	30	22.5	425	93	21.9%	429	70	83.7%	14	15
1991-92	80	2041	12	25.5	359	69	19.2%	389	64	83.5%	16	12
1990-91	80	1987	20	24.8	348	70	20.1%	339	55	83.8%	10	18
1989-90	80	1809	12	22.6	351	79	22.5%	351	67	80.9%	9	12
1988-89	80	1675	14	20.9	370	74	20.0%	356	83	76.7%	5	12
1987-88	80	1919	22	24.0	413	82	19.9%	402	83	79.4%	13	5
1986-87	80	1572	6	19.7	324	79	24.4%	303	58	80.9%	6	11
1985-86	80	1478	10	18.5	362	78	21.5%	324	74	77.2%	9	14
1984-85	80	1303	14	16.3	300	66	22.0%	306	73	76.1%	7	9
1983-84	80	1612	20	20.2	347	79	22.8%	363	91	74.9%	4	16
1982-83	80	1281	12	16.0	316	68	21.5%	336	63	81.3%	9	12
1981-82	80	1579	8	19.7	344	76	22.1%	357	83	76.8%	10	13
1980-81	80	1657	34	20.7	359	85	23.7%	338	61	82.0%	16	12
1979-80	80	1037	14	13.0	289	53	18.3%	263	40	84.8%	5	4
1978-79	80	1055	10	13.2	281	48	17.1%	244	63	74.2%	3	8
1977-78	80	845	10	10.6	264	44	16.7%	194	52	73.2%	2	3
1976-77	80	877	10	11.0	249	47	18.9%	259	47	81.9%	4	7
1975-76	80	1274	16	15.9	298	55	18.5%	376	98	73.9%	21	3
1974-75	80	1275	14	15.9	286	50	17.5%	328	77	76.5%	6	5
1973-74	78	1147	10	14.7	275	39	14.2%	313	56	82.1%	4	9
1972-73	78	1195	4	15.3	251	37	14.7%	272	51	81.3%	6	11
1971-72	78	1138	12	14.7	270	38	14.1%	280	65	76.8%	13	1
1970-71	78	1068	24	14.0	312	56	17.9%	285	49	82.8%	9	8
1969-70	76	862	14	11.5	287	72	25.1%	265	41	84.5%	5	9
1968-69	76	838	0	11.0	250	38	15.2%	242	45	81.4%	4	6
1967-68	74	792	0	10.7	223	38	17.0%	245	39	84.1%	10	7
Totals	3,636	60,710	663	16.7	14,918	2,792	18.7%	15,156	2,763	81.8%	394	373



ST. LOUIS BLUES

ST. LOUIS BLUES CAREER REGULAR SEASON HAT-TRICKS

SEASON	PLAYER	DATE	#	OPPONENT	SEASON	PLAYER	DATE	#	OPPONENT
2013-14	T.J. Oshie	3/27	1	Minnesota	1986-87	Mark Hunter	2/21	3	Quebec
	David Backes	3/25	1	@ Toronto		Cliff Ronning	1/12	1	@ Minnesota
	Chris Stewart	12/21	1	@ Edmonton		Rick Meagher	12/26	1	@ Chicago
2012-13	Vladimir Sobotka	3/9	1	@ San Jose	1985-86	Doug Gilmour	2/23	1	@ Hartford
2011-12	NONE					Mark Hunter	2/23	2	@ Hartford
2010-11	Jay McClement	10/30	1	Atlanta		Greg Paslowski	12/26	2	Chicago
2009-10	David Perron	11/10	1	Vancouver		Greg Paslowski	12/10	1	Edmonton
2008-09	David Backes	4/2	1 (4g)	@ Detroit		Mark Hunter	11/26	1	Toronto
	B.J. Crombeen	12/8	1	Nashville	1984-85	Doug Wickenheiser	3/10	1	Detroit
2007-08	Paul Kariya	12/29	1	@ Dallas		Jorgen Pettersson	2/14	5	Toronto
2006-07	Bill Guerin	2/13	1	San Jose		Brian Sutter	1/18	7	@ Winnipeg
2005-06	NONE					Alain Lemieux	11/27	1	@ Vancouver
2003-04	Doug Weight	10/29	1	@ Detroit		Mark Reeds	11/20	1	@ Vancouver
2002-03	Scott Mellanby	3/6	1 (4 ppg's)	Phoenix		Joe Mullen	11/16	2	Quebec
	Pavol Demitra	11/29	3	Calgary		Jorgen Pettersson	11/8	4	@ Pittsburgh
2001-02	Cory Stillman	1/5	1	Dallas		Dave Barr	10/20	1	New Jersey
2000-01	Michal Handzus	12/23	1	Anaheim		Kevin LaVallee	10/20	1	New Jersey
	Pavol Demitra	12/20	2	@ N.Y. Rangers	1983-84	Bernie Federko	3/24	9	@ Edmonton
	Pierre Turgeon	12/15	3	@ Atlanta		Joe Mullen	3/20	1	Winnipeg
1999-00	Stephane Richer	2/25	1	Colorado		Bernie Federko	2/29	8	@ Minnesota
	Pavol Demitra	2/12	1	Anaheim		Wayne Babych	12/6	3	Buffalo
	Mike Eastwood	12/21	1	@ Phoenix		Bernie Federko	11/29	7	N.Y. Islanders
	Pierre Turgeon	12/2	2	Nashville	1982-83	Perry Turnbull	1/22	2	Calgary
1998-99	Craig Conroy	2/26	1	@ Calgary		Brian Sutter	11/16	6	New Jersey
	Pierre Turgeon	11/10	1	Chicago		Brian Sutter	10/30	5	Washington
	Al MacInnis	10/12	2	@ N.Y. Rangers	1981-82	Bernie Federko	3/26	6	@ Winnipeg
1997-98	Geoff Courtnall	3/22	2	@ Calgary		Bernie Federko	2/27	5	Detroit
	Brett Hull	10/9	27	Los Angeles		Blake Dunlop	2/2	1	Winnipeg
1996-97	Brett Hull	2/6	26	Dallas		Brian Sutter	1/9	4	Washington
	Brett Hull	12/22	25	Los Angeles	1980-81	Jorgen Pettersson	2/28	3	Washington
	Al MacInnis	12/11	1	@ Dallas		Jorgen Pettersson	2/7	2	Vancouver
1995-96	Brett Hull	3/15	24	@ San Jose		Perry Turnbull	2/5	1 (4g)	Toronto
	Geoff Courtnall	11/11	1	@ N.Y. Islanders		Wayne Babych	12/30	2	Toronto
	Brett Hull	10/10	23 (4g)	Edmonton		Brian Sutter	12/6	3	Winnipeg
1994-95	Brett Hull	4/16	22 (4g)	Detroit		Tony Currie	11/22	1	Detroit
	Brett Hull	2/4	21	Dallas		Larry Patey	11/2	1	@ Chicago
1993-94	Brendan Shanahan	4/12	5	@ Dallas		Jorgen Pettersson	10/28	1	N.Y. Rangers
	Brett Hull	3/25	20	Dallas	1979-80	Bernie Federko	2/9	4	Buffalo
	Steve Duchesne	3/7	1	@ Toronto		Wayne Babych	10/23	1	Boston
	Brendan Shanahan	2/26	4	@ Ottawa	1978-79	Brian Sutter	2/21	2	@ N.Y. Rangers
	Brett Hull	2/1	19	Toronto		Brian Sutter	10/13	1	@ Vancouver
	Brendan Shanahan	12/26	3	Chicago	1977-78	Red Berenson	2/28	5	Minnesota
	Brett Hull	12/19	18	@ Edmonton		Garry Unger	11/19	7	Los Angeles
	Kevin Miller	10/21	2	San Jose	1976-77	Bernie Federko	4/2	3	Cleveland
	Brendan Shanahan	10/7	2	Florida		Bernie Federko	2/19	2	Washington
1992-93	Craig Janney	4/4	2	@ Chicago		Claude Larose	2/15	2	Chicago
	Brendan Shanahan	12/17	1	N.Y. Rangers		Claude Larose	2/8	1	Pittsburgh
	Kevin Miller	12/1	1	Hartford		Bernie Federko	2/5	1	Buffalo
	Vitali Prokhorov	10/31	1	Philadelphia	1975-76	Red Berenson	3/27	4	Minnesota
1991-92	Brett Hull	3/2	17	@ Vancouver		Ted Irvine	2/29	1	@ Pittsburgh
	Brett Hull	2/27	16	Washington		Chuck Leffey	1/17	1	Boston
	Craig Janney	2/15	1	Calgary		Garry Unger	11/26	6	Kansas City
	Brett Hull	1/16	15	Montreal	1974-75	Pierre Plante	3/14	3	Kansas City
	Brett Hull	1/8	14	@ N.Y. Rangers		Pierre Plante	12/17	2	N.Y. Islanders
	Brett Hull	12/21	13	N.Y. Islanders		Pierre Plante	11/2	1	Atlanta
	Brett Hull	12/10	12	@ N.Y. Islanders		Lawrence Sacharuk	10/12	1	@ Vancouver
	Brett Hull	11/30	11	Detroit	1973-74	Garry Unger	1/30	5	California
	Brett Hull	11/9	10	Hartford		Garry Unger	12/11	4	Toronto
1990-91	Brett Hull	3/7	9	@ Boston		Garry Unger	11/13	3	Vancouver
	Brett Hull	2/23	8	Boston	1972-73	NONE			
	Brett Hull	10/25	7	Toronto	1971-72	Mike Murphy	3/25	1	Detroit
	Brett Hull	10/24	6	@ Toronto		Jack Eggers	2/5	1	N.Y. Rangers
1989-90	Paul MacLean	3/24	1	@ Los Angeles		Garry Unger	10/30	2	Philadelphia
	Brett Hull	2/25	5	@ Montreal	1970-71	Garry Unger	3/13	1	Buffalo
	Brett Hull	2/15	4	Quebec	1969-70	Gary Sabourin	3/11	1	@ Minnesota
	Gino Cavallini	2/10	1	New Jersey		Ab McDonald	11/19	1	@ Pittsburgh
	Brett Hull	1/14	3	@ Winnipeg		Red Berenson	11/1	3	Philadelphia
	Brett Hull	12/20	2	@ Chicago	1968-69	Red Berenson	11/7	1 & 2	@ Philadelphia
	Brett Hull	10/18	1	@ Pittsburgh		Camille Henry	11/3	1	@ Detroit
1988-89	Bernie Federko	2/27	11	@ Toronto	1967-68	NONE			
	Tony McKegney	10/14	2	@ Detroit					
1987-88	Bernie Federko	3/13	10	@ Los Angeles					
	Doug Gilmour	1/28	2	Minnesota					
	Tony McKegney	1/23	1	@ Quebec					

(#) = Indicates number of hat tricks with St. Louis

ALL-TIME TEAM & INDIVIDUAL RECORDS & STATS

ST. LOUIS BLUES ALL-TIME REGULAR SEASON PENALTY SHOTS

PENALTY SHOTS FOR

SEASON	DATE	PLAYER	GOALTENDER	TEAM	RESULT
2013-14	Mar. 6	Alexander Steen	Pekka Rinne	@ Nashville	unsuccessful
	Jan. 16	T.J. Oshie	Jonathan Quick	Los Angeles	successful
2012-13	Oct. 5	Alexander Steen	Tim Thomas	Florida	successful
	Jan. 24	Patrik Berglund	Pekka Rinne	Nashville	successful
2011-12	Feb. 29	Chris Stewart	Yann Danis	@ Edmonton	successful
	Feb. 18	Patrik Berglund	Josh Harding	Minnesota	unsuccessful
2010-11	Jan. 24	Patrik Berglund	Marc-Andre Fleury	Pittsburgh	successful
2009-10	Dec. 18	David Backes	Antero Niittymaki	San Jose	successful
2007-08	Apr. 7	Brad Boyes	Antti Niemi	@ Chicago	successful
	Dec. 9	Jay McClement	Jose Theodore	@ Colorado	successful
2005-06	Oct. 30	Lee Stempniak	Mikael Tellqvist	Phoenix	unsuccessful
	Mar. 11	Keith Tkachuk	Mathieu Garon	Los Angeles	unsuccessful
2003-04	Jan. 19	Mike Sillinger	Olaf Kolzig	@ Washington	unsuccessful
	Dec. 16	Doug Weight	Nikolai Khabibulin	@ Chicago	unsuccessful
2003-04	Oct. 11	Jay McClement	Nikolai Khabibulin	Chicago	successful
	Feb. 28	Pavol Demitra	Johan Hedberg	@ Vancouver	unsuccessful
2002-03	Dec. 16	Pavol Demitra	Marc Denis	Columbus	unsuccessful
	Nov. 22	Keith Tkachuk	Marty Turco	Dallas	unsuccessful
2001-02	Nov. 6	Eric Nickulas	Dan Cloutier	Vancouver	unsuccessful
	Oct. 30	Cory Stillman	Mike Dunham	Nashville	unsuccessful
2000-01	Apr. 9	Keith Tkachuk	Jan Lasek	Nashville	unsuccessful
	Jan. 8	Sergei Varlamov	Evgeni Nabokov	@ San Jose	unsuccessful
1999-00	Feb. 26	Marty Reasoner	Evgeni Nabokov	San Jose	successful
	Dec. 30	Pierre Turgeon	Steve Shields	San Jose	unsuccessful
1998-99	Nov. 18	Terry Yake	Sean Burke	Florida	unsuccessful
	Jan. 26	Terry Yake	Steve Shields	@ San Jose	unsuccessful
1997-98	Oct. 29	Geoff Courttnall	Chris Osgood	Detroit	successful
	Mar. 22	Darren Rocette	Rick Tabaracci	@ Calgary	unsuccessful
1996-97	Dec. 13	Geoff Courttnall	Jeff Hackett	Chicago	unsuccessful
	Jan. 4	Brett Hull	Jeff Hackett	@ Chicago	unsuccessful
1995-96	Mar. 26	Brett Hull	Bill Ranford	Edmonton	unsuccessful
	Dec. 17	Kevin Miller	Mike Vernon	@ Calgary	unsuccessful
1992-93	Nov. 3	Philippe Bozon	Bob Essensa	@ Winnipeg	unsuccessful
	Apr. 3	Philippe Bozon	Ed Belfour	Chicago	successful
1990-91	Mar. 20	Craig Janney	Robb Stauber	@ Los Angeles	unsuccessful
	Dec. 31	Brett Hull	Glenn Healy	N.Y. Islanders	unsuccessful
1988-89	Dec. 27	Brendan Shanahan	Grant Fuhr	Toronto	unsuccessful
	Nov. 23	Rich Sutter	Tim Chevaldæ	@ Detroit	unsuccessful
1988-89	Feb. 14	Greg Paslawski	Clint Malarchuk	Washington	unsuccessful
	Feb. 5	Steve Luttle	Alain Chevier	@ Chicago	unsuccessful
1986-87	Jan. 31	Doug Evans	Daniel Berthiaume	Winnipeg	successful
	Mar. 1	Doug Gilmour	Gilles Meloche	@ Pittsburgh	unsuccessful
1984-85	Dec. 7	Rick Meagher	Ken Wregget	Toronto	unsuccessful
	Feb. 16	Joe Mullen	Roland Melanson	Minnesota	successful
1983-84	Feb. 3	Rob Ramage	Murray Bannerman	@ Chicago	unsuccessful
	Dec. 10	Alain Lemieux	Greg Stefan	Detroit	successful
1982-83	Mar. 2	Alain Lemieux	Gilles Meloche	@ Minnesota	unsuccessful
	Oct. 23	Perry Turnbull	Murray Bannerman	Chicago	unsuccessful
1980-81	Mar. 14	Bernie Federko	Larry Lozniski	Detroit	successful
	Feb. 17	Bernie Federko	Tom Esposito	Chicago	unsuccessful
1973-74	Apr. 6	Greg Polis	Mike Veisor	Chicago	successful
	Dec. 26	Red Berenson	Cesare Maniago	Minnesota	successful
1969-70	Dec. 6	Andre Boudrias	Roger Crozier	Detroit	unsuccessful

PENALTY SHOTS AGAINST

SEASON	DATE	PLAYER	GOALTENDER	TEAM	RESULT
2013-14	Nov. 5	Tomas Plekanec	Jaroslav Halak	@ Montreal	unsuccessful
	Mar. 6	Chris Stewart	Iy Conklin	@ Colorado	successful
2007-08	Mar. 14	Patrick Marleau	Hannu Toivonen	@ San Jose	successful
	Dec. 28	Christian Ehrhoff	Manny Legace	San Jose	unsuccessful
2005-06	Jan. 13	Marian Hossa	Curtis Sanford	@ Atlanta	unsuccessful
	Nov. 4	Ryan Smyth	Patrick Lalime	Edmonton	successful
2003-04	Oct. 8	Patrick Marleau	Patrick Lalime	San Jose	successful
	Apr. 4	Marian Gaborik	Reinhard Divis	Minnesota	unsuccessful
2001-02	Mar. 4	Ryan Smyth	Chris Osgood	Edmonton	unsuccessful
	Feb. 2	Wes Walz	Reinhard Divis	Minnesota	successful
1999-00	Jan. 23	Mike Modano	Chris Osgood	Dallas	unsuccessful
	Mar. 26	Antti Laaksonen	Brent Johnson	Minnesota	successful
1999-00	Oct. 6	Vladimir Orszagh	Fred Brattwhaitte	@ Nashville	unsuccessful
	Jan. 1	Alexander Straka	Roman Turak	@ Pittsburgh	unsuccessful
1996-97	Jan. 11	Alexander Korolyuk	Roman Turak	@ San Jose	successful
	Dec. 30	Jeff Friesen	Roman Turak	San Jose	unsuccessful
1995-96	Dec. 6	Peter Forsberg	Grant Fuhr	@ Colorado	unsuccessful
	Oct. 22	Dave Hannan	Grant Fuhr	@ Buffalo	unsuccessful
1993-94	Apr. 7	Mike Donnelly	Curtis Joseph	Los Angeles	unsuccessful
	Dec. 19	Phil Housley	Curtis Joseph	Winnipeg	unsuccessful
1991-92	Apr. 16	Todd Elik	Curtis Joseph	Minnesota	unsuccessful
	Jan. 25	Greg Adams	Curtis Joseph	Vancouver	unsuccessful
1990-91	Feb. 26	Michel Goulet	Pat Jablonski	Chicago	unsuccessful
	Jan. 25	Jeff Fedak	Vince Riendeau	@ Detroit	unsuccessful
1988-89	Apr. 8	Neal Broten	Greg Millen	@ Minnesota	successful
	Mar. 24	Aaron Broten	Greg Millen	New Jersey	successful
1986-87	Mar. 21	Kirk Muller	Greg Millen	New Jersey	successful
	Feb. 7	Dwight Foster	Rick Wamsley	@ Detroit	successful
1984-85	Dec. 17	Steve Shutt	Mike Liut	@ Montreal	unsuccessful
	Jan. 4	Denis Savard	Mike Liut	Chicago	successful
1980-81	Jan. 14	Greg Sheppard	Ed Staniowski	@ Pittsburgh	unsuccessful
	Oct. 28	Ron Greschner	Mike Liut	N.Y. Rangers	successful
1979-80	Dec. 18	Mario Tremblay	Mike Liut	Montreal	unsuccessful
	Oct. 24	Cliff Korol	Eddie Johnston	@ Chicago	successful
1976-77	Feb. 24	Greg Polis	Ernie Wakely	@ Pittsburgh	unsuccessful
	Jan. 31	George Konik	Glenn Hall	Pittsburgh	successful



ST. LOUIS BLUES

ST. LOUIS BLUES ALL-TIME REGULAR SEASON SHUTOUTS

SHUTOUTS FOR								
SEASON	DATE	OPPONENT	SCORE	GOALTENDER				
2013-14	4/1	Philadelphia	1-0	Miller	2002-03	11/8	Florida	2-0
	3/23	@ Pittsburgh	1-0	Elliott		10/28	Nashville	1-0
	1/28	New Jersey	3-0	Halak		3/26	@ Minnesota	1-0
	1/9	@ Calgary	5-0	Halak		3/15	@ Nashville	1-0
	1/2	Los Angeles	5-0	Elliott		3/1	Minnesota	2-0
	12/21	@ Edmonton	6-0	Elliott		12/23	Los Angeles	5-0
	11/25	Minnesota	3-0	Halak		12/14	Atlanta	4-0
	11/1	@ Florida	4-0	Elliott		12/3	@ Boston	4-0
	10/5	Florida	7-0	Halak		11/16	@ Calgary	1-0
	2012-13	4/11	@ Minnesota	2-0		Elliott	10/30	Nashville
4/9		@ Nashville	1-0	Elliott	3/13	@ San Jose	2-0	
4/7		@ Detroit	1-0	Elliott	2/12	Atlanta	2-0	
3/23		@ Edmonton	3-0	Halak	12/28	Montreal	3-0	
3/14		Phoenix	3-0	Allen	12/22	@ Florida	2-0	
1/24		Nashville	3-0	Halak	12/15	Calgary	4-0	
1/19		Detroit	6-0	Halak	12/8	Los Angeles	2-0	
3/27		Nashville	3-0	Elliott	10/31	@ Colorado	1-0	
3/25		@ Phoenix	4-0	Elliott	4/7	Nashville	1-0	
3/22		@ Los Angeles	0-1 (SOL)	Elliott	3/14	@ Minnesota	1-0 (OT)	
2011-12	2/18	Minnesota	4-0	Elliott	1/20	Vancouver	3-0	
	2/12	San Jose	3-0	Halak	12/26	Columbus	5-0	
	2/3	Los Angeles	1-0	Halak	12/5	Anaheim	1-0	
	1/19	Edmonton	1-0	Halak	11/24	@ Nashville	4-0	
	1/16	Dallas	1-0	Halak	11/4	Toronto	0-0	
	1/10	@ Montreal	3-0	Halak	11/2	Washington	2-0	
	1/7	Colorado	4-0	Elliott	10/21	Chicago	1-0	
	12/10	San Jose	1-0	Elliott	10/13	Minnesota	2-0	
	11/25	Calgary	2-0	Elliott	4/1	Detroit	0-0	
	11/12	Tampa Bay	3-0	Elliott	3/7	Phoenix	4-0	
2010-11	11/8	Chicago	3-0	Halak	3/17	@ Los Angeles	4-0	
	10/26	@ Vancouver	3-0	Elliott	1/21	@ Chicago	3-0	
	4/9	Nashville	2-0	Halak	12/21	@ Phoenix	6-0	
	3/24	Edmonton	4-0	Halak	12/18	Boston	4-0	
	3/17	@ Los Angeles	4-0	Halak	11/29	Colorado	4-0	
	2/25	@ Edmonton	5-0	Bishop	11/26	@ Buffalo	2-0	
	2/18	@ Buffalo	3-0	Conklin	11/18	Florida	3-0	
	12/26	Nashville	2-0	Halak	4/1	Tampa Bay	3-0	
	11/7	@ N.Y. Rangers	2-0	Conklin	2/18	Florida	0-0	
	11/4	San Jose	2-0	Halak	1/26	@ San Jose	3-0	
2009-10	10/28	@ Nashville	3-0	Halak	1/4	Vancouver	4-0	
	10/23	Pittsburgh	1-0	Halak	12/14	@ Colorado	0-0	
	3/20	@ New Jersey	1-0	Conklin	11/24	Nashville	4-0	
	2/12	Toronto	4-0	Mason	3/9	@ Vancouver	4-0	
	1/25	@ Calgary	2-0	Conklin	3/5	Montreal	4-0	
	1/14	Minnesota	1-0	Mason	1/29	Toronto	2-0	
	12/9	@ Detroit	1-0	Conklin	11/1	San Jose	2-0	
	10/17	@ Anaheim	5-0	Conklin	10/17	@ Chicago	2-0	
	4/12	@ Colorado	1-0	Mason	4/9	@ Chicago	1-0	
	3/24	Los Angeles	2-0	Mason	1/29	@ Toronto	4-0	
2008-09	2/13	Chicago	1-0	Mason	11/16	Calgary	2-0	
	1/31	Philadelphia	4-0	Mason	11/6	Florida	2-0	
	1/21	@ Chicago	2-0	Mason	3/5	Florida	2-0	
	11/25	@ Nashville	1-0	Mason	2/18	Winnipeg	3-0	
	10/25	Florida	4-0	Bishop/Schwarz	1/31	Toronto	4-0	
	4/5	Columbus	3-0	Legace	2/20	Edmonton	4-0	
	2/1	Anaheim	1-0	Legace	11/3	@ Winnipeg	3-0	
	1/5	Carolina	1-0	Legace	2/25	Los Angeles	3-0	
	12/31	@ Detroit	2-0	Legace	1/11	@ Detroit	1-0	
	11/25	Calgary	3-0	Legace	2/13	Boston	4-0	
2006-07	11/25	Nashville	1-0	Legace	12/19	San Jose	4-0	
	2/8	Detroit	1-0	Legace/Sanford	3/28	N.Y. Islanders	3-0	
	2/3	Dallas	2-0	Legace	12/22	Chicago	5-0	
	1/20	@ San Jose	1-0	Legace	10/27	Montreal	3-0	
	1/4	Chicago	2-0	Legace	2/10	New Jersey	7-0	
	12/30	Colorado	2-0	Legace	10/28	Washington	1-0	
	1/23	Vancouver	4-0	Sanford	2/11	N.Y. Islanders	5-0	
	12/13	Pittsburgh	3-0	Sanford	12/17	Chicago	4-0	
	11/16	@ Columbus	2-0	Sanford	12/6	Minnesota	3-0	
	3/30	Edmonton	1-0	Osgood	12/3	Toronto	3-0	
2005-06	1/23	Vancouver	4-0	Sanford	12/1	N.Y. Islanders	8-0	
	12/13	Pittsburgh	3-0	Sanford	10/20	Chicago	2-0	
	11/16	@ Columbus	2-0	Sanford	2/3	@ Minnesota	2-0	
	3/30	Edmonton	1-0	Osgood	12/17	@ Hartford	2-0	
	2003-04	11/16	@ Columbus	2-0	Sanford	12/17	@ Hartford	2-0
		3/30	Edmonton	1-0	Osgood			

ALL-TIME TEAM & INDIVIDUAL RECORDS & STATS

ST. LOUIS BLUES ALL-TIME REGULAR SEASON SHUTOUTS

SEASON	DATE	OPPONENT	SCORE	GOALTENDER	2012-13	4/14	Chicago	0-2	Crawford
1985-86	10/24	Boston	4-0	Wamsley	3/26	Edmonton	0-3	Khabibulin	
	3/25	@ N.Y. Islanders	2-0	Millen	2/28	Chicago	0-3	Emery/Crawford	
	2/18	Detroit	5-0	Wamsley	2/20	@ Colorado	0-1 (OTL)	Varlamov	
1984-85	2/6	Vancouver	4-0	Liut	2011-12	3/22	@ Los Angeles	0-1 (SOL)	Quick
1983-84	3/13	Hartford	2-0	Liut	3/15	@ Carolina	0-2	Ward	
	1/10	Vancouver	2-0	Liut	3/1	@ Vancouver	0-2	Luongo	
	12/31	Pittsburgh	2-0	Liut	12/31	@ Detroit	0-3	Howard	
1982-83	3/8	N.Y. Islanders	6-0	Heinz	10/18	@ Los Angeles	0-5	Quick	
	10/16	Detroit	6-0	Liut	2010-11	3/1	Calgary	0-6	Kiprusoff
1981-82	12/19	Vancouver	5-0	Liut	2/22	@ Calgary	0-1	Kiprusoff	
	11/10	@ Calgary	7-0	Liut	2009-10	12/16	@ Chicago	0-3	Huet
1980-81	3/8	@ Colorado	7-0	Liut	12/7	Colorado	0-4	Budaj	
1979-80	4/5	Winnipeg	6-0	Liut	10/31	Florida	0-4	Vokoun	
	12/29	Hartford	3-0	Liut	10/29	Phoenix	0-2	Bryzgalov	
1978-79	11/25	Detroit	4-0	Myre	2008-09	3/19	@ Vancouver	0-3	Luongo
1977-78	1/7	Chicago	0-0	Myre	3/3	Detroit	0-5	Osgood	
1976-77	2/21	@ Vancouver	4-0	Johnston	2/21	Nashville	0-1	Rinne	
	1/15	Detroit	4-0	Grant	12/3	@ Minnesota	0-4	Backstrom	
1975-76	2/13	@ Washington	2-0	Johnston	10/30	Carolina	0-1	Ward	
1974-75	3/11	Atlanta	5-0	Belanger	10/24	Los Angeles	0-4	LaBarbera	
	2/7	Kansas City	5-0	Johnston	2007-08	3/1	San Jose	0-2	Boucher
1973-74	11/2	Atlanta	9-0	Johnston	2/24	@ Phoenix	0-2	Bryzgalov	
	11/17	N.Y. Islanders	4-0	Stephenson	12/28	San Jose	0-1	Nabokov	
	11/10	@ Montreal	5-0	Stephenson	12/26	Detroit	0-5	Osgood	
1972-73	3/13	Buffalo	2-0	Caron	12/13	Florida	0-1	Vokoun	
	11/11	Toronto	1-0	Stephenson	11/21	@ Detroit	0-3	Osgood	
1971-72	2/23	@ Los Angeles	2-0	Caron	11/4	@ Columbus	0-3	Leclaire	
	1/22	Pittsburgh	1-0	Wakely	10/25	@ Columbus	0-3	Leclaire	
1970-71	3/13	@ Buffalo	9-0	Hall	2006-07	11/28	San Jose	0-2	Toskala
	12/5	@ Detroit	3-0	Wakely	11/14	@ Calgary	0-3	Kiprusoff	
1969-70	11/26	Toronto	1-0	Wakely	10/9	@ Anaheim	0-2	Giguere	
	11/19	@ Pittsburgh	1-0	Wakely	2005-06	4/16	Phoenix	0-3	Joseph
	11/5	@ Boston	2-0	Hall/Wakely	4/11	Nashville	0-2	Mason	
	10/31	Los Angeles	3-0	Hall	4/6	@ Nashville	0-3	Mason	
	4/2	@ Philadelphia	1-0	Wakely	3/21	San Jose	0-6	Toskala	
	3/25	Los Angeles	4-0	Plante	1/13	@ Atlanta	0-2	Lehtonen	
	1/15	Toronto	2-0	Wakely	1/5	@ Detroit	0-3	Legace	
	1/3	Pittsburgh	6-0	Wakely	12/29	@ Dallas	0-3	Turco	
	12/30	@ Montreal	5-0	Hall	2003-04	4/4	@ Minnesota	0-3	Rolson
	12/20	Philadelphia	3-0	Plante	3/14	Calgary	0-3	Turek	
1968-69	11/19	@ Pittsburgh	4-0	Plante	2/29	@ San Jose	0-1	Nabokov	
	11/13	Pittsburgh	4-0	Wakely	2/28	@ Vancouver	0-2	Hedberg	
	11/1	Philadelphia	8-0	Plante	2/12	Colorado	0-4	Aebischer	
	10/26	@ Philadelphia	0-0	Plante	2/2	@ Minnesota	0-4	Rolson	
	2/16	Minnesota	6-0	Hall	1/23	@ Dallas	0-2	Turco	
	2/12	Pittsburgh	2-0	Hall	1/6	@ Carolina	0-2	Weekes	
	2/1	@ Detroit	2-0	Hall	12/23	@ Chicago	0-3	Leighton	
	1/12	@ Minnesota	2-0	Hall	2002-03	12/10	@ New Jersey	0-2	Brodeur
	1/7	Los Angeles	5-0	Hall	11/15	@ Edmonton	0-5	Salo	
	1/1	@ Los Angeles	0-0	Plante	2001-02	3/7	Minnesota	0-3	Rolson
1967-68	12/25	@ Minnesota	2-0	Hall	2/9	Philadelphia	0-5	Cechmanek	
	12/20	@ Oakland	1-0	Plante	1/28	Anaheim	0-1	Giguere	
	11/30	Philadelphia	1-0	Hall	12/5	@ Phoenix	0-3	Burke	
	11/23	Chicago	1-0	Plante	11/20	@ Edmonton	0-2	Salo	
	11/20	Oakland	7-0	Hall	11/17	@ Calgary	0-2	Turek	
	11/17	@ Philadelphia	8-0	Plante	2000-01	2/19	@ Florida	0-3	Luongo
	10/12	Los Angeles	6-0	Plante	11/14	@ Edmonton	0-3	Salo	
	3/27	Philadelphia	3-0	Hall	11/4	Toronto	0-0	Joseph	
	3/10	@ Oakland	1-0	Hall	4/1	Detroit	0-0	Osgood	
	1/17	Minnesota	5-0	Hall	2/10	Detroit	0-2	Osgood	
1999-2000	1/3	Oakland	4-0	Hall	11/3	@ Colorado	0-5	Denis	
	12/25	@ Minnesota	1-0	Martin	2000-01	3/11	Montreal	0-3	Hackett
	12/9	@ Oakland	1-0	Hall	3/4	Toronto	0-4	Joseph	
	1998-99	2/18	Florida	0-0	Burke	2/18	Florida	0-0	Burke
		2/4	New Jersey	0-2	Terreri	1/16	@ Colorado	0-2	Roy
		1/2	N.Y. Rangers	0-1	Richter	12/14	@ Colorado	0-0	Roy
		12/4	@ Colorado	0-2	Roy	12/4	@ Colorado	0-2	Roy
		10/17	N.Y. Islanders	0-1	Salo	10/17	N.Y. Islanders	0-1	Salo

SHUTOUTS AGAINST

SEASON	DATE	OPPONENT	SCORE	GOALTENDER
2013-14	4/13	Detroit	0-3	Petr Mrazek
	4/11	@ Dallas	0-3	Kari Lehtonen
	4/5	Colorado	0-4	Varlamov
	3/19	@ Chicago	0-4	Crawford
	2/28	@ Anaheim	0-1	Hiller
	2/26	@ Vancouver	0-1	Lack



ST. LOUIS BLUES

ST. LOUIS BLUES ALL-TIME REGULAR SEASON SHUTOUTS

SEASON	DATE	OPPONENT	SCORE	GOALTENDER				
1997-98	3/21	Edmonton	0-2	Joseph	2/3	@ Chicago	0-3	Esposito
	3/14	Phoenix	0-2	Waite	1/22	Boston	0-1	Gilbert
	11/22	Anaheim	0-2	Hebert	1/13	@ Buffalo	0-1	Dryden
1996-97	11/20	Edmonton	0-3	Joseph	11/24	@ Philadelphia	0-1	Parent
	4/6	New Jersey	0-2	Dunham	10/17	@ N.Y. Rangers	0-4	Giacomin
	12/21	@ Philadelphia	0-4	Hextall	10/13	Atlanta	0-1	Bouchard
	12/19	Pittsburgh	0-4	Wregget	3/3	@ Los Angeles	0-2	Vachon
	12/15	Vancouver	0-8	Hirsch	2/25	@ Detroit	0-5	DeJordy
1995-96	12/5	Phoenix	0-3	Wakaluk	1/9	@ Vancouver	0-3	Wilson
	12/3	@ Toronto	0-2	Potvin	12/7	@ Boston	0-5	Johnston
	11/27	Buffalo	0-2	Hasek	11/16	@ Boston	0-4	Johnston
	11/7	Los Angeles	0-1	Dafoe	10/26	@ Montreal	0-7	Dryden
	11/1	@ Anaheim	0-3	Hebert	4/1	Chicago	0-2	Smith
1994-95	2/9	Chicago	0-5	Belfour	3/26	@ Chicago	0-4	Esposito
1993-94	3/16	@ Winnipeg	0-4	Cheveldae	2/27	@ N.Y. Rangers	0-2	Giacomin
	3/3	Vancouver	0-4	McLean	1/29	@ Montreal	0-4	Dryden
1992-93	2/24	@ Quebec	0-6	Fiset	1/18	Boston	0-2	Cheevers
	11/16	@ Vancouver	0-3	McLean	12/19	@ Chicago	0-2	Smith
	10/16	@ Dallas	0-4	Moog	10/13	@ Chicago	0-1	Esposito
	12/19	Winnipeg	0-1	Essensa	3/10	@ Minnesota	0-4	Maniago
	11/12	@ Chicago	0-1	Belfour	3/9	Los Angeles	0-4	DeJordy
1991-92	10/10	Chicago	0-3	Waite	1/31	@ Boston	0-6	Johnston
	3/14	N.Y. Rangers	0-6	Vanbiesbrouck	3/22	@ Chicago	0-1	Esposito
	1/25	Vancouver	0-1 (OT)	McLean	3/21	Toronto	0-2	Edwards
1990-91	11/23	N.Y. Rangers	0-3	Richter	2/4	@ Toronto	0-1	Gamble
	10/7	@ Toronto	0-3	Fuhr	1/25	@ Philadelphia	0-4	Parent
	10/12	@ Vancouver	0-4	Gamble	12/21	@ Chicago	0-4	Esposito
1989-90	3/27	Boston	0-3	Lemelin	11/22	N.Y. Rangers	0-5	Giacomin
	11/21	@ Minnesota	0-3	Casey	10/26	@ Philadelphia	0-0	Parent
1988-89	10/12	@ Minnesota	0-3	Casey	3/11	Montreal	0-3	Worsley
	3/25	@ Hartford	0-4	Sidorkiewicz	3/1	@ Montreal	0-1	Worsley
	2/21	@ Vancouver	0-2	McLean	2/8	@ N.Y. Rangers	0-2	Giacomin
1987-88	1/19	@ N.Y. Rangers	0-5	Froese	1/25	@ Boston	0-4	Cheevers
	11/21	@ Toronto	0-4	Bester	1/1	@ Los Angeles	0-0	Desjardins
	3/1	@ N.Y. Islanders	0-2	Smith	11/2	Minnesota	0-2	Maniago
	2/16	Buffalo	0-3	Barraso	3/28	@ Philadelphia	0-2	Favell
	1/19	@ Winnipeg	0-3	Berthiaume	2/1	@ Pittsburgh	0-2	Binkley
1986-87	11/27	@ Detroit	0-6	Hanlon	12/23	@ Los Angeles	0-4	Rutledge
	11/21	@ Hartford	0-4	Liu	12/16	Philadelphia	0-1	Parent
1985-86	1/7	@ Winnipeg	0-2	Berthiaume	11/26	@ N.Y. Rangers	0-1	Villemure
	3/27	@ New Jersey	0-1	St. Laurent	10/22	@ Detroit	0-1	Crozier
1984-85	1/25	Philadelphia	0-1	Jensen				
	3/16	Hartford	0-5	Weeks				
1983-84	11/9	@ Philadelphia	0-6	Lindbergh				
	2/26	@ Quebec	0-5	Gosselin				
	1/7	@ Montreal	0-5	Wamsley				
1982-83	11/23	@ Detroit	0-3	Mio				
	2/1	Chicago	0-5	Bannerman				
1980-81	12/28	Boston	0-3	Peeters				
	4/4	Minnesota	0-5	Meloche				
	2/2	Detroit	0-3	Vachon				
1979-80	2/1	@ Hartford	0-3	Smith				
	12/1	N.Y. Rangers	0-2	Baker				
1978-79	10/27	Atlanta	0-3	Bouchard				
	1/18	@ Boston	0-4	Cheevers				
	12/13	@ Pittsburgh	0-3	Millen				
	12/12	Montreal	0-6	Dryden				
	11/30	@ Philadelphia	0-3	Stephenson				
1977-78	11/7	Toronto	0-5	Harrison				
	2/6	@ Philadelphia	0-2	Parent				
	1/19	N.Y. Islanders	0-3	Smith				
	1/7	Chicago	0-0	Esposito				
	1/3	Montreal	0-2	Dryden				
1976-77	12/27	@ Minnesota	0-1	Lopresti				
	11/30	N.Y. Rangers	0-4	Thomas				
	10/23	@ Chicago	0-2	Esposito				
	10/16	@ Philadelphia	0-7	Stephenson				
	2/22	@ Los Angeles	0-4	Vachon				
1975-76	1/27	Philadelphia	0-2	Stephenson				
	12/18	Philadelphia	0-2	Parent				
	12/4	Atlanta	0-1	Bouchard				
	11/10	@ Buffalo	0-5	Desjardins				
	3/9	@ N.Y. Islanders	0-4	Resch				
1974-75	1/10	@ Minnesota	0-2	Maniago				
	12/10	@ Los Angeles	0-5	Vachon				
	2/25	@ N.Y. Islanders	0-3	Resch				
1973-74	10/26	Buffalo	0-2	Bromley				
	3/21	@ Boston	0-7	Gilbert				
	3/6	Boston	0-8	Gilbert				

ALL-TIME SHUTOUTS VS. NHL

TEAM	FOR	AGAINST
Anaheim	3	5
Boston	5	11
Buffalo	4	5
Calgary (Atlanta)	10	8
Carolina (Hartford)	4	7
Chicago	13	18
Cleveland (California)	5	0
Colorado (Quebec)	6	10
Columbus	3	2
Dallas (Minnesota)	9	11
Detroit	13	13
Edmonton	7	6
Florida	8	4
Los Angeles	14	10
Minnesota	8	4
Montreal	6	8
Nashville	15	3
New Jersey (Colorado-Kansas City)	5	4
New York Islanders	6	5
New York Rangers	1	11
Ottawa	0	0
Philadelphia	9	14
Phoenix (Winnipeg)	7	10
Pittsburgh	10	3
San Jose	8	5
Tampa Bay	2	0
Toronto	9	8
Vancouver	9	11
Washington	3	0
Winnipeg (Atlanta)	2	1
TOTALS	204	197

ALL-TIME TEAM & INDIVIDUAL RECORDS & STATS

ST. LOUIS BLUES ALL-TIME PLAYERS ROSTER

NO.	NAME AND POSITION	REGULAR SEASON					PLAYOFFS				
		GP	G	A	TP	PIM	GP	G	A	TP	PIM
4	Bruce Affleck (D), 1974-79	274	14	65	79	86	8	0	0	0	0
9, 36	Glenn Anderson (RW), 1994-96	51	14	16	30	43	17	2	5	7	55
12	Perry Anderson (LW), 1981-85	144	22	18	40	355	22	2	0	2	38
16	Ron Anderson (RW), 1969-70	59	9	9	18	36	1	0	0	0	0
14	Lou Angotti (C/RW), 1973-74	51	12	23	35	9	--	--	--	--	--
3	Al Arbour (D), 1967-71	231	2	21	23	191	46	0	4	4	42
17, 24	John Arbour (D), 1970-72	70	1	6	7	91	5	0	0	0	0
17	Derek Armstrong (C), 2009-10	6	0	0	0	2	--	--	--	--	--
44	Jason Arnott (C), 2011-12	72	17	17	34	26	7	1	0	1	0
23	Blair Atcheynum (RW), 1997-99	73	13	17	30	12	23	1	3	4	8
8	Ron Attwell (RW), 1967-68	18	1	7	8	6	--	--	--	--	--
15	Keith Aucoin (C), 2013-14	2	0	0	0	0	--	--	--	--	--
26	Don Awrey (D), 1973-75	95	5	24	29	55	--	--	--	--	--
15	Mitch Babin (C), 1975-76	8	0	0	0	0	--	--	--	--	--
30	Jason Bacashihua (G), 2005-07	38	0	1	1	2	--	--	--	--	--
42	David Backes (C), 2006-Present	568	159	198	357	782	23	4	7	11	30
55	Christian Backman (D), 2002-08	228	19	45	64	130	5	0	2	2	4
10	Wayne Babych (RW), 1978-84	396	155	190	345	382	31	7	8	15	22
24	Garnet (Ace) Bailey (RW), 1973-75	71	22	29	51	133	--	--	--	--	--
25	Bill Baker (D), 1981-82	35	3	5	8	50	4	0	0	0	0
6, 23, 34	Murray Baron (D), 1991-97, 2003-04	409	13	40	53	631	42	2	1	3	52
21	Normand Baron (LW), 1985-86	23	2	0	2	39	--	--	--	--	--
6	David Barr (RW), 1983-87	150	29	56	85	102	13	1	1	2	16
30	Tom Barrasso (G), 2002-03	6	0	0	0	0	--	--	--	--	--
23, 56	Lubos Bartecko (LW), 1998-01	149	26	42	68	69	12	1	1	2	2
28, 41	Bob Bassen (C), 1990-94, 1999-2000	284	35	63	98	483	30	1	5	6	38
5, 37, 43	Jeff Batters (D), 1993-95	16	0	0	0	28	--	--	--	--	--
21	Norm Beaudin (RW), 1967-68	13	1	1	2	4	--	--	--	--	--
45	Chris Beckford-Tseu (G), 2007-08	1	0	0	0	0	--	--	--	--	--
19	Eddy Beers (LW), 1985-86	24	7	11	18	24	19	3	4	7	8
46	Derek Bekar (LW), 1999-2000	1	0	0	0	0	--	--	--	--	--
29, 30	Yves Belanger (G), 1974-78	48	0	4	4	4	--	--	--	--	--
10	Bruce Bell (D), 1985-87	120	5	31	36	61	18	1	3	4	20
19, 24, 25	Curt Bennett (LW), 1970-72, 1977-79	159	26	41	67	146	12	0	0	0	12
18	Harvey Bennett (C), 1978-79	52	3	9	12	63	--	--	--	--	--
2	Brian Benning (D), 1984-85, 1986-90	232	30	94	124	321	29	3	13	16	58
7, 9	Red Berenson (C), 1967-71, 1974-78	519	172	240	412	194	55	21	12	33	41
4	Marc Bergevin (D), 1996-2002	328	5	23	28	319	30	1	2	3	26
21	Patrik Berglund (C), 2008-Present	436	106	114	220	138	23	4	5	9	10
30	Ben Bishop (G), 2008-2012	7	0	0	0	0	--	--	--	--	--
14, 33	Eric Boguniecki (C), 2000-05	125	29	36	65	66	9	1	3	4	2
21	Chris Bourdeleau (C), 1970-72	119	29	41	70	54	5	0	1	1	17
12	Jack Borotsik (C), 1974-75	5	0	0	0	0	--	--	--	--	--
6, 25	Tim Bothwell (D), 1982-85, 1986-89	374	21	75	96	297	30	0	3	3	40
19	Andre Boudrias (LW), 1969-70	50	3	14	17	20	14	2	4	6	4
36	Jesse Boulerice (RW), 2005-06	12	0	0	0	13	--	--	--	--	--
6, 10, 28	Rick Bourbonnais (RW), 1975-78	71	9	15	24	29	4	0	1	1	0
4	Charlie Bourgeois (D), 1985-88	127	4	20	24	358	25	2	2	4	143
19	Jay Bouwmeester (D), 2013-Present	96	5	39	44	26	12	0	2	2	2
8, 12	Rick Bowness (RW), 1978-80	34	2	5	7	41	--	--	--	--	--
22, 38	Brad Boyes (RW), 2006-2011	327	106	126	232	106	4	2	1	3	0
26	Steve Bozek (LW), 1987-88	7	0	0	0	2	7	1	1	2	6
36	Philippe Bozon (LW), 1991-95	144	16	25	41	101	19	2	0	2	31
29	Curt Brackenbury (RW), 1982-83	6	1	0	1	6	--	--	--	--	--
40	Fred Brathwaite (G), 2001-03	55	0	0	0	0	1	0	0	0	0
2	Carl Brewer (D), 1970-72	61	4	25	29	69	5	0	2	2	8
4	Eric Brewer (D), 2005-2011	332	30	65	95	332	--	--	--	--	--
32	Aris Brimman (D), 2003-04	13	0	0	0	4	--	--	--	--	--
19	Rod Brind'Amour (C), 1989-91	157	43	67	110	139	30	9	13	22	20
12, 19, 24	Gordon Brooks (RW), 1971-72, 1973-74	32	6	8	14	12	--	--	--	--	--
21	Paul Broten (RW), 1995-96	17	0	1	1	4	--	--	--	--	--



ST. LOUIS BLUES

ST. LOUIS BLUES ALL-TIME PLAYERS ROSTER

NO.	NAME AND POSITION	REGULAR SEASON				PLAYOFFS					
		GP	G	A	TP	PIM	GP	G	A	TP	PIM
21	Jeff Brown (D), 1989-94	329	80	214	294	218	42	10	28	38	18
10, 16	Jack Brownschidle (D), 1977-84	455	36	156	192	132	26	0	5	5	18
26	David Bruce (LW), 1990-91	12	1	2	3	14	2	0	0	0	2
22	Ron Buchanan (C), 1969-70	68	26	48	74	41	--	--	--	--	--
9	Mike Bullard (C), 1988-89	20	4	12	16	46	--	--	--	--	--
13	Valeri Bure (RW), 2002-03	5	0	2	2	0	6	0	2	2	8
5, 6	Garth Butcher (D), 1990-94	208	11	35	46	508	29	4	4	8	90
17	Jerry Butler (RW), 1975-78	155	29	46	75	145	7	0	0	0	14
4	Gordon Buynak (D), 1974-75	4	0	0	0	2	--	--	--	--	--
26	Petr Cajanek (RW), 2002-07	269	46	107	153	90	7	0	2	2	4
1	Don Caley (G), 1967-68	1	0	0	0	0	--	--	--	--	--
16, 19, 21	Craig Cameron (RW), 1967-69, 1970-71	182	32	13	45	80	22	3	0	3	15
10	Jim Campbell (RW), 1996-2000	201	49	60	109	173	14	8	3	11	18
4	Scott Campbell (D), 1981-82	3	0	0	0	52	--	--	--	--	--
21	Guy Carbonneau (C), 1994-95	42	5	11	16	16	7	1	2	3	6
21	Claude Cardin (LW), 1967-68	63	17	35	52	193	--	--	--	--	--
35	Jim Carey (G), 1998-99	4	0	0	0	0	--	--	--	--	--
20	Jack Carlson (LW), 1982-84	112	12	9	21	153	--	--	--	--	--
33	Kent Carlson (D), 1985-86	26	2	3	5	42	8	0	0	0	13
30	Jacques Caron (G), 1971-73	58	0	1	1	0	12	0	0	0	2
15	Gene Carr (C), 1971-72	14	3	2	5	9	--	--	--	--	--
30	Jon Casey (G), 1994-97	43	0	0	0	0	14	0	2	2	8
17	Gino Cavallini (LW), 1985-92	454	91	120	211	429	67	14	19	33	62
14	Paul Cavallini (D), 1987-93	337	37	120	157	514	49	7	15	22	86
14	Blair Chapman (RW), 1979-83	175	58	74	132	87	15	2	5	7	6
39	Kelly Chase (RW), 1989-94, 1997-2000	345	14	26	40	1497	27	1	1	2	100
27	Denis Chasse (RW), 1993-96	92	10	10	20	256	7	1	7	8	23
55	Vladimir Chebatourkin (D), 2000-01	22	1	2	3	26	--	--	--	--	--
17	Guy Chouinard (C), 1983-84	64	12	34	46	10	5	0	2	2	0
27	Dave Christian (RW), 1991-92	78	20	24	44	41	4	3	0	3	0
49	Dale Clarke (D), 2000-01	3	0	0	0	0	--	--	--	--	--
13, 28	Carlo Colaiacovo (D), 2008-2012, 2013-14	284	19	91	110	152	11	0	3	3	18
28, 23	Ian Cole (D), 2010-Present	113	5	17	22	98	2	0	0	0	0
21	Bill Collins (RW), 1973-75	82	24	17	41	48	2	1	0	1	0
12	Bob Collyard (C), 1973-74	10	1	3	4	4	--	--	--	--	--
29	Ty Conklin (G), 2009-11	51	0	1	1	8	--	--	--	--	--
14	Wayne Connelly (C), 1970-72	43	10	21	31	11	6	2	1	3	0
22	Craig Conroy (C), 1996-2001	359	57	94	151	209	36	3	5	8	24
15, 18	Daniel Corso (C), 2000-03	70	14	10	24	20	14	0	1	1	0
9	Shayne Corson (LW), 1995-97	88	20	29	49	216	13	8	6	14	22
9, 14	Geoff Courtinall (LW), 1990-91, 1995-2000	326	106	126	232	371	42	7	16	23	65
10	Bruce Cowick (LW), 1975-76	5	0	0	0	2	--	--	--	--	--
15	Craig Coxie (LW), 1988-89	41	0	7	7	127	--	--	--	--	--
79	Adam Cracknell (RW), 2010-2014	65	6	10	16	12	10	1	0	1	2
18, 27	Bobby Crawford (RW), 1979-80, 1981-83	38	6	10	16	4	4	0	0	0	0
20	Adam Creighton (C), 1994-96	109	25	30	55	152	20	3	1	4	24
12, 19	Terry Crisp (C), 1967-72	285	38	64	102	51	63	8	15	23	32
26	B.J. Crombeen (RW), 2008-2012	265	26	23	49	515	11	1	0	1	43
26	Mike Crombeen (RW), 1978-83	325	47	53	100	164	27	6	2	8	32
6, 32	Doug Crossman (D), 1992-94	69	4	14	18	20	--	--	--	--	--
15	Tony Currie (RW), 1977-82	207	68	88	156	63	13	4	12	16	4
4	Paul Curtis (D), 1972-73	29	1	4	5	6	5	0	0	0	2
17	Denis Cyr (LW), 1984-86	40	8	7	15	2	3	0	0	0	0
36	Matt D'Agostini (RW), 2010-2013	160	31	35	66	71	4	1	0	1	4
36	J.J. Daigneault (D), 1995-96	37	1	3	4	24	--	--	--	--	--
38	Kevin Dallman (D), 2005-06	67	4	10	14	29	--	--	--	--	--
22	Mike Danton (C), 2003-04	68	7	5	12	141	5	1	0	1	2
26	Michael Dark (D), 1986-88	43	5	6	11	14	--	--	--	--	--
30	John Davidson (G), 1973-75	79	0	2	2	18	1	0	0	0	0
19	Stefan Della Rovere (L), 2010-11	7	0	0	0	11	--	--	--	--	--
27	Gilbert Delorme (D), 1983-85	118	2	17	19	94	14	1	3	4	11
9	Ab DeMarco (D), 1972-74	37	7	18	25	13	4	1	1	2	2

ALL-TIME TEAM & INDIVIDUAL RECORDS & STATS

ST. LOUIS BLUES ALL-TIME PLAYERS ROSTER

NO.	NAME AND POSITION	REGULAR SEASON					PLAYOFFS				
		GP	G	A	TP	PIM	GP	G	A	TP	PIM
38	Pavol Demitra (LW), 1996-2004	494	204	289	493	160	66	18	25	43	26
14, 22, 25	Norm Dennis (C), 1968-72	12	3	0	3	11	5	0	0	0	2
34, 37	Robert Dirk (D), 1987-91	94	2	6	8	255	9	0	1	1	2
62	Jon DiSalvatore (RW), 2005-06	5	0	0	0	2	--	--	--	--	--
30, 50	Reinhard Divis (G), 2001-06	28	0	0	0	2	1	0	0	0	0
6	Ted Donato (LW), 2001-02	2	0	0	0	2	--	--	--	--	--
2	Andre Dore (D), 1982-84	93	5	27	32	83	4	0	1	1	8
47	Aaron Downey (RW), 2005-06	17	2	0	2	45	--	--	--	--	--
10	Dallas Drake (RW), 2000-07	443	64	106	170	386	35	6	7	13	49
47	Nicholas Drazenovic (C), 2010-2011	3	0	0	0	11	--	--	--	--	--
18	Steve Dubinsky (C), 2002-03	28	0	6	6	4	--	--	--	--	--
28	Steve Duchesne (D), 1993-95, 1997-98	163	38	87	125	82	21	0	10	10	10
23	Luc Dufour (LW), 1984-85	23	1	3	4	18	1	0	0	0	2
32	Donald Dufresne (D), 1994-96	25	0	3	3	14	3	0	0	0	4
19	Blake Dunlop (C), 1979-84	324	86	201	287	118	28	3	8	11	10
19	Denis Dupere (LW), 1974-75	22	3	6	9	8	--	--	--	--	--
3	Andre Dupont (D), 1971-73	85	4	16	20	198	11	1	0	1	20
36	Micki Dupont (D), 2007-08	2	0	0	0	2	--	--	--	--	--
2, 8	Steve Durbano (D), 1972-74, 1978-79	98	8	24	32	480	5	0	2	2	8
18	Radek Dvorak (RW), 2006-2007	82	10	27	37	48	--	--	--	--	--
4	Dallas Eakins (D), 1995-96	16	0	1	1	34	--	--	--	--	--
32	Mike Eastwood (C), 1997-2003	336	43	66	109	151	48	3	4	7	20
14	Tim Ecclestone (LW), 1967-71	230	48	76	124	140	40	6	8	14	70
8, 20, 23	Darryl Edestrand (D), 1967-68	65	2	32	34	86	--	--	--	--	--
1, 29, 30	Gary Edwards (G), 1968-70, 1981-82	12	0	1	1	0	--	--	--	--	--
15	Jack Egers (RW), 1971-74	147	45	50	95	66	16	1	5	6	16
14	Todd Elik (C), 1994-95	13	2	4	6	4	7	4	3	7	2
61	Lars Eller (C), 2009-2010	7	2	0	2	4	--	--	--	--	--
6	Dave Ellett (D), 1999-2000	52	2	8	10	12	7	0	1	1	2
1	Brian Elliott (G), 2011-Present	93	0	2	2	0	14	0	0	0	0
4	Kari Eloranta (D), 1981-82	12	1	7	8	6	5	0	0	0	0
7, 32	Nelson Emerson (RW), 1990-93	165	45	90	135	130	17	4	9	13	27
6	Chris Evans (D), 1971-75	153	13	20	33	41	12	1	1	2	8
18, 19, 32	Doug Evans (LW), 1985-90	163	16	32	48	223	14	1	2	3	26
2	Shawn Evans (D), 1985-86	7	0	0	0	2	--	--	--	--	--
21	Todd Ewen (RW), 1986-90	124	10	7	17	493	12	0	0	0	0
14	Bill Fairbairn (RW), 1977-79	65	15	16	31	10	--	--	--	--	--
82	Cade Fairchild (D), 2011-12	5	0	1	1	0	--	--	--	--	--
36	Glen Featherstone (D), 1988-91	144	5	29	34	371	27	0	2	2	78
24	Bernie Federko (C), 1976-89	927	352	721	1073	463	91	35	66	101	83
9, 17	Denny Felsner (LW), 1991-95	18	1	4	5	6	10	2	3	5	2
13	Ray Ferraro (C), 2001-02	15	6	4	10	8	--	--	--	--	--
37	Jeff Finley (D), 1998-2004	371	6	28	34	206	39	1	4	5	28
42	Rory Fitzpatrick (D), 1996-97, 1998-99	3	0	0	0	4	--	--	--	--	--
12	Ron Flockhart (C), 1985-88	160	43	68	111	42	8	1	3	4	6
19	Connie Forey (LW), 1973-74	4	0	0	0	2	--	--	--	--	--
2, 19, 20	Ray Fortin (D), 1967-70	92	2	6	8	33	6	0	0	0	0
2, 5	Len Frig (D), 1977-78, 1979-80	37	1	5	6	49	3	0	0	0	0
31	Grant Fuhr (G), 1995-99	249	0	5	5	32	31	0	2	2	8
20	Simon Gamache (C), 2005-06	15	3	4	7	10	--	--	--	--	--
19	Perry Ganchar (RW), 1983-85	8	0	2	2	0	7	3	1	4	0
6, 27	Dave Gardner (C), 1973-75	23	5	4	9	6	--	--	--	--	--
3, 4	Bob Gassoff (D), 1973-77	245	11	47	58	866	9	0	1	1	16
22	Barry Gibbs (D), 1977-79	126	8	39	47	91	--	--	--	--	--
7	Greg Gilbert (LW), 1994-96	63	11	15	26	19	7	0	3	3	6
19	Stan Gilbertson (LW), 1974-75	22	1	4	5	4	--	--	--	--	--
2	Curt Giles (D), 1991-93	61	1	5	6	48	6	1	1	2	2
5	Todd Gill (D), 1997-99	39	7	7	14	26	10	2	2	4	10
9, 18	Doug Gilmour (C), 1983-88	384	149	205	354	264	49	17	38	55	71
23	Gaston Gingras (D), 1987-89	120	10	32	42	24	17	1	4	5	6
5, 25	Larry Giroux (D), 1973-74, 1978-80	150	10	39	49	174	--	--	--	--	--
15, 37, 54	Mike Glumac (C) 2005-08	40	7	6	13	38	--	--	--	--	--



ST. LOUIS BLUES

ST. LOUIS BLUES ALL-TIME PLAYERS ROSTER

NO.	NAME AND POSITION	REGULAR SEASON					PLAYOFFS				
		GP	G	A	TP	PIM	GP	G	A	TP	PIM
10	Phil Goyette (C), 1969-70	72	29	49	78	16	16	3	11	14	6
78	Evgeny Grachev (C), 2011-12	26	1	3	4	2	--	--	--	--	--
29, 30, 33	Doug Grant (G), 1976-80	37	0	0	0	0	--	--	--	--	--
33	Gilles Gratton (G), 1975-76	6	0	0	0	2	--	--	--	--	--
22	Terry Gray (RW), 1968-71	36	6	5	11	21	--	--	--	--	--
99	Wayne Gretzky (C), 1995-96	18	8	13	21	2	13	2	14	16	0
13	Bill Guerin (RW), 2006-07	61	28	19	47	52	--	--	--	--	--
5	Alexei Gusarov (D), 2000-01	16	0	4	4	6	13	0	0	0	4
41	Jaroslav Halak (G), 2010-14	159	0	2	2	6	2	0	0	0	0
1	Glenn Hall (G), 1967-71	140	0	3	3	20	31	0	0	0	0
23	Jean Hamel (D), 1972-74	78	3	8	11	30	2	0	0	0	0
20	Chuck Hamilton (LW), 1972-73	3	0	2	2	2	--	--	--	--	--
17	Inge Hammarstrom (LW), 1977-79	135	31	41	72	12	--	--	--	--	--
15	Ron Handy (LW), 1987-88	4	0	1	1	0	--	--	--	--	--
26	Michal Handzus (C), 1998-2001	183	39	54	93	86	18	0	5	5	14
29, 31	Glen Hanlon (G), 1981-83	16	0	0	0	0	--	--	--	--	--
12	Richie Hansen (C), 1981-83	2	0	2	2	0	--	--	--	--	--
22	Nick Harbaruk (RW), 1973-74	56	5	14	19	16	--	--	--	--	--
37	Scott Harlow (LW), 1987-88	1	0	1	1	0	--	--	--	--	--
2	Terry Harper (D), 1979-80	11	1	5	6	6	3	0	0	0	2
2	Ted Harris (D), 1973-74	24	0	4	4	16	--	--	--	--	--
2, 29	Gerry Hart (D), 1980-83	106	4	12	16	236	20	0	3	3	60
2	Doug Harvey (D), 1968-69	70	2	20	22	30	8	0	4	4	12
10, 12	Dale Hawerchuk (C), 1995-96	66	13	28	41	22	--	--	--	--	--
29, 40	Guy Hebert (G), 1991-93	37	0	1	1	2	1	0	0	0	0
17, 55	Jochen Hecht (LW), 1998-2001	138	32	46	78	76	27	8	10	18	6
44	Bret Hedican (D), 1991-94	107	1	19	20	94	15	0	0	0	14
9	Jeff Heerema (RW), 2003-04	22	1	2	3	4	--	--	--	--	--
30, 31	Rick Heinz (G), 1980-85	46	0	1	1	6	1	0	0	0	0
36	Bryan Helmer (D), 1998-2000	44	1	5	6	29	--	--	--	--	--
53	Colin Hemingway (LW), 2005-06	3	0	0	0	0	--	--	--	--	--
21	Camille Henry (C), 1968-70	68	18	24	42	8	11	2	5	7	0
77	T.J. Hensick (C), 2010-11	13	1	2	3	2	--	--	--	--	--
23, 34	Bob Hess (D), 1974-79, 1980-81	293	27	87	114	164	3	0	1	1	2
18, 61	Pat Hickey (LW), 1982-85	125	19	24	43	56	14	1	1	2	8
6	Sean Hill (D), 2000-02	71	1	13	14	79	15	0	1	1	12
13, 58	Dan Hinote (RW), 2006-2009	150	11	14	25	129	3	0	0	0	4
22, 59	Jeff Hoggan (RW), 2005-06	52	2	6	8	34	--	--	--	--	--
44	Terry Hollinger (D), 1993-95	7	0	0	0	2	--	--	--	--	--
35	Chris Holt (G), 2008-09	1	0	0	0	0	--	--	--	--	--
21	Gary Holt (LW), 1977-78	49	7	4	11	81	--	--	--	--	--
25	Ron Hoover (C), 1991-92	1	0	0	0	0	--	--	--	--	--
17, 24, 25	Larry Hornung (D), 1970-72	48	2	9	11	10	11	0	2	2	2
33	Bill Houlder (D), 1994-95	41	5	13	18	20	4	1	1	2	0
6	Phil Housley (D), 1993-94	26	7	15	22	12	4	2	1	3	4
26	Dave Hrechkosy (LW), 1975-77	28	4	5	9	2	3	1	0	1	2
29	Jim Hrivnak (G), 1993-94	23	0	1	1	2	--	--	--	--	--
18	Tony Hrkac (C), 1986-90, 1993-94	201	39	82	121	46	21	7	2	9	4
3, 12, 26	Fran Huck (C), 1970-71, 1972-73	87	23	28	51	38	11	3	4	7	2
2	Fred Hucul (D), 1967-68	43	2	13	15	30	--	--	--	--	--
22	Charlie Huddy (D), 1995-96	12	0	0	0	6	13	1	0	1	8
15	Mike Hudson (C/LW), 1995-96	32	3	12	15	26	2	0	1	1	4
3	Brent Hughes (LW), 1972-74	10	1	1	2	0	--	--	--	--	--
18	Pat Hughes (RW), 1986-87	43	1	5	6	26	--	--	--	--	--
16	Brett Hull (RW), 1987-98	744	527	409	936	286	102	67	50	117	51
20	Mark Hunter (RW), 1985-88	218	112	94	206	476	29	9	13	22	82
6	Kent Huskins (D), 2011-12	25	2	5	7	10	1	0	0	0	2
1, 22, 30	Robbie Irons (G), 1968-69	1	0	0	0	0	--	--	--	--	--
27	Ted Irvine (LW), 1975-77	138	24	27	51	118	6	0	2	2	4
1	Pat Jablonski (G), 1989-92, 1995-96	23	0	1	1	4	3	0	0	0	0
5	Barret Jackman (D), 2001-Present	723	26	140	166	979	33	2	5	7	58

ALL-TIME TEAM & INDIVIDUAL RECORDS & STATS

ST. LOUIS BLUES ALL-TIME PLAYERS ROSTER

NO.	NAME AND POSITION	REGULAR SEASON					PLAYOFFS				
		GP	G	A	TP	PIM	GP	G	A	TP	PIM
15	Craig Janney (C), 1991-95	186	48	185	233	38	21	3	18	21	0
55	Cam Janssen (RW), 2007-11	165	2	7	9	470	1	0	0	0	0
26, 23	Dmitrij Jaskin (RW), 2013-Present	20	1	1	2	8	--	--	--	--	--
12	Jaroslav Jirik (LW), 1969-70	3	0	0	0	0	--	--	--	--	--
31	Bob Johnson (G), 1972-73	12	0	0	0	17	--	--	--	--	--
1, 35	Brent Johnson (G), 1998-99, 2000-04	143	0	5	5	6	12	0	0	0	4
23	Craig Johnson (LW), 1994-96	64	11	10	21	36	1	0	0	0	2
6	Erik Johnson (D), 2007-2011	203	20	71	91	144	--	--	--	--	--
10	Mark Johnson (C), 1984-85	17	4	6	10	2	3	0	1	1	0
20	Mike Johnson (RW), 2007-08	21	2	3	5	8	--	--	--	--	--
17	Ryan Johnson (C), 2002-2008	289	19	30	49	122	9	0	2	2	6
26	Terry Johnson (D), 1983-86	188	2	17	19	350	14	0	1	1	44
1	Eddie Johnston (G), 1974-78	118	0	0	0	0	4	0	0	0	0
31	Curtis Joseph (G), 1989-95	280	0	17	17	24	34	0	2	2	4
53	Jonas Junland (D), 2008-2010	4	0	2	2	2	--	--	--	--	--
17, 22, 24	Gordon Kannegiesser (D), 1967-72	23	0	1	1	15	--	--	--	--	--
12	Vitali Karamnov (LW), 1992-95	92	12	20	32	65	2	0	0	0	2
9	Paul Kariya (LW), 2007-2010	168	36	87	123	88	--	--	--	--	--
7	Alexei Kasatonov (D), 1993-94	8	0	2	2	19	4	2	0	2	2
17	Ed Kea (D), 1979-83	267	8	53	61	225	24	2	3	5	30
12, 25	Mike Keane (RW), 2001-02	56	4	6	10	22	--	--	--	--	--
18, 21	Larry Keenan (LW), 1967-71	152	28	43	71	18	46	15	16	31	12
24	J. Bob Kelly (LW), 1973-74	37	9	8	17	45	--	--	--	--	--
12	Chris Kenady (RW), 1997-98	5	0	2	2	0	--	--	--	--	--
29	Alexander Khavanov (D), 2000-04	284	21	69	90	173	26	5	5	10	18
13	Yuri Khmylev (LW), 1995-97	9	1	1	2	2	6	1	1	2	4
29	Darin Kimble (RW), 1990-92	72	2	4	6	294	18	0	0	0	45
12	Derek King (LW), 1999-2000	19	2	7	9	6	--	--	--	--	--
19	D.J. King (LW), 2006-2010	101	4	1	5	185	--	--	--	--	--
28	Ralph Klassen (C), 1979-84	225	18	37	55	45	24	4	2	6	12
33	Fred Knipscheer (C), 1995-96	1	0	0	0	2	--	--	--	--	--
33	David Koci (LW), 2008-09	4	0	0	0	9	--	--	--	--	--
6	Tom Koivisto (D), 2002-03	22	2	4	6	10	--	--	--	--	--
20	Neil Komadoski (D), 1977-80	124	3	22	25	155	--	--	--	--	--
38	Igor Korolev (C), 1992-94	147	10	33	43	60	5	0	0	0	0
5	Igor Kravchuk (D), 1995-97	122	7	36	43	59	12	1	5	6	6
9	Murry Kuntz (LW), 1974-75	7	1	2	3	0	--	--	--	--	--
9, 36	Neil Labatte (C/D), 1978-79, 1981-82	26	0	2	2	19	--	--	--	--	--
40	Nathan LaFayette (C), 1993-94	38	2	3	5	14	--	--	--	--	--
46	Christian Laflamme (D), 2001-04	71	0	11	11	69	5	0	0	0	4
16	Roger Lafreniere (LW), 1972-73	10	0	0	0	0	--	--	--	--	--
40	Patrick Lalime (G), 2005-06	31	0	0	0	0	--	--	--	--	--
26	Mike Lalor (D), 1988-90	114	1	30	31	135	22	1	3	4	45
4, 33	Dick Lamby (D), 1978-81	22	0	5	5	22	--	--	--	--	--
10, 19	Mike Lampman (LW), 1972-74	33	3	3	6	2	--	--	--	--	--
15	Jamie Langenbrunner (RW), 2011-13	70	6	18	24	32	9	1	0	1	11
41	Dan Laperriere (D), 1992-95	29	1	4	5	23	--	--	--	--	--
22	Ian Laperriere (C/RW), 1993-96	71	16	20	36	172	7	0	4	4	21
40	Maxim Lapierre (C), 2013-present	71	9	5	15	78	6	1	1	2	4
4, 5	Guy Lapointe (D), 1981-83	62	3	29	32	47	11	1	1	2	17
18	Rick Lapointe (D), 1979-82	231	16	64	80	338	14	2	3	5	24
30	Michel Larocque (G), 1983-84	6	0	0	0	2	--	--	--	--	--
12	Claude Larose (RW), 1974-78	272	60	74	134	128	9	2	1	3	0
7	Don (Red) Laurence (C), 1979-80	20	1	2	3	8	--	--	--	--	--
16	Kevin LaVallee (LW), 1984-86	102	33	37	70	16	13	2	2	4	6
16	Brian Lavender (LW), 1971-72	46	5	11	16	54	3	0	0	0	2
34, 38	Dominic Lavoie (D), 1988-92	26	2	4	6	28	--	--	--	--	--
27	Steve Leach (RW), 1995-97	31	4	5	9	46	17	3	2	5	43
38	Gary Leeman (RW), 1996-97	2	0	1	1	0	--	--	--	--	--
25	Chuck Lefley (LW), 1974-77, 1979-81	233	83	104	187	77	5	2	2	4	4
34	Manny Legace (G), 2006-09	140	0	2	2	6	--	--	--	--	--



ST. LOUIS BLUES

ST. LOUIS BLUES ALL-TIME PLAYERS ROSTER

NO.	NAME AND POSITION	REGULAR SEASON					PLAYOFFS				
		GP	G	A	TP	PIM	GP	G	A	TP	PIM
23	Alain Lemieux (C), 1981-85	81	17	33	50	24	4	0	1	1	0
15, 16	Jocelyn Lemieux (RW), 1986-88	76	11	8	19	136	10	0	1	1	21
33	Jordan Leopold (D), 2013-Present	42	1	7	8	6	12	0	1	1	2
2	Craig Levie (D), 1984-85	61	6	23	29	33	1	0	0	0	0
6	Doug Lidster (D), 1994-95	37	2	7	9	12	4	0	0	0	2
1	Mike Liut (G), 1979-85	347	0	7	7	10	39	0	0	0	0
19	Jim Lorentz (C/RW), 1970-72	88	19	22	41	46	6	0	1	1	4
34	Reed Low (RW), 2000-04	250	3	16	19	694	--	--	--	--	--
10, 12	Dave Lowry (LW), 1988-93	311	53	51	104	432	52	5	11	16	112
17	Bernie Lukowich (D), 1974-75	26	4	5	9	2	2	0	0	0	0
15	Shane MacEachern (C), 1987-88	1	0	0	0	0	--	--	--	--	--
2	Al MacInnis (D), 1994-2004	613	127	325	452	551	82	14	44	58	102
23, 26	Dave Mackey (LW), 1991-94	64	4	7	11	128	3	0	0	0	2
15, 25	Paul MacLean (RW), 1980-81, 1989-91	116	40	44	84	124	13	4	3	7	20
21	Bob MacMillan (RW), 1975-78	188	46	83	129	75	7	0	2	2	0
21	Bernie MacNeil (LW), 1973-74	4	0	0	0	0	--	--	--	--	--
22, 23	Craig MacTavish (C), 1995-97	63	2	6	8	41	14	0	2	2	8
25	Connie Madigan (D), 1972-73	20	0	3	3	25	5	0	0	0	4
12	Wayne Maki (LW), 1969-70	16	2	1	3	4	--	--	--	--	--
19	John Markell (LW), 1983-84	2	0	0	0	0	--	--	--	--	--
44	Mario Marios (D), 1990-92	81	2	15	17	119	9	0	0	0	37
15	Gilles Marotte (D), 1976-77	47	3	4	7	26	--	--	--	--	--
25	Jason Marshall (D), 1991-92	2	1	0	1	4	--	--	--	--	--
30	Seth Martin (G), 1967-68	30	0	1	1	0	2	0	0	0	0
12	Steve Martins (C), 2002-04	53	4	3	7	40	3	0	1	1	0
50	Chris Mason (G), 2008-2010	118	0	1	1	0	4	0	0	0	0
24, 26, 27	Jamie Masters (D), 1975-77, 1978-79	33	1	13	14	2	2	0	0	0	0
32, 33	Stephane Matteau (LW), 1995-97	120	23	33	56	115	16	0	2	2	8
4	Bryan Maxwell (D), 1979-81	97	4	21	25	249	12	0	1	1	63
1	Darrell May (G), 1985-86, 1987-88	6	0	1	1	2	--	--	--	--	--
21	Jamal Mayers (RW), 1996-08	595	71	87	158	756	48	5	8	13	20
37	Dean McAmmond (C) 2005-06	78	15	22	37	32	--	--	--	--	--
19	Chris McApline (D), 1996-2000	141	5	9	14	124	27	0	1	1	18
18, 9	Jay McClement (C), 2005-2011	449	52	104	156	180	4	0	0	0	4
24	Bob McCord (D), 1972-73	43	1	13	14	33	--	--	--	--	--
15	Bill McCreary (LW), 1967-71	282	50	57	107	104	48	6	16	22	14
24	Jim McCrimmon (D), 1974-75	2	0	0	0	0	--	--	--	--	--
20	Ab McDonald (LW), 1968-71	152	46	56	102	26	28	7	11	18	23
10	Andy McDonald (C) 2007-2013	294	90	140	230	118	19	6	8	14	8
30	Peter McDuffe (G), 1971-72	10	0	0	0	0	1	0	0	0	0
77, 74	Jay McKee (D), 2006-2009	158	3	14	17	98	4	0	0	0	4
10	Tony McKegney (LW), 1987-89	151	65	55	120	140	12	3	7	10	8
17	Don McKenney (C), 1967-68	39	9	20	29	4	6	1	1	2	2
80	Steve McLaren (LW), 2003-04	6	0	0	0	25	--	--	--	--	--
29	Jamie McLennan (G), 1997-2000	82	0	0	0	6	2	0	0	0	6
1	Jim McLeod (G), 1971-72	16	0	1	1	0	--	--	--	--	--
29	Gord McTavish (C), 1978-79	1	0	0	0	0	--	--	--	--	--
17	Basil McRae (LW), 1992-96	112	3	11	14	313	22	2	2	4	40
38	Philip McRae (C), 2010-13	15	1	2	3	2	--	--	--	--	--
22	Rick Meagher (C), 1985-91	413	73	88	161	264	62	8	7	15	41
19	Scott Mellanby (RW), 2000-04	235	62	75	137	370	35	10	8	18	47
16	Gerry Melnyk (C), 1967-68	73	15	35	50	14	--	--	--	--	--
10, 19, 20	Wayne Merrick (C), 1972-76	209	65	79	144	99	7	1	2	3	2
22	Glen Metropolitan (C), 2006-07	20	2	3	5	14	--	--	--	--	--
12	Joe Micheletti (D), 1979-82	137	9	54	63	110	11	1	11	12	10
37	Kevin Miehlm (C), 1992-94	22	1	4	5	8	2	0	1	1	0
29	Greg Millen (G), 1984-90	209	0	3	3	28	35	0	0	0	4
14	Kevin Miller (C), 1992-95	162	49	52	101	148	13	1	3	4	15
39	Ryan Miller (G), 2014	19	0	0	0	0	6	0	0	0	0
54	Tomas Mojzis (D), 2006-07	6	1	0	1	0	--	--	--	--	--
26, 27	Sergio Momesso (LW), 1988-91, 1996-97	222	44	70	114	506	25	5	7	12	93

ALL-TIME TEAM & INDIVIDUAL RECORDS & STATS

ST. LOUIS BLUES ALL-TIME PLAYERS ROSTER

NO.	NAME AND POSITION	REGULAR SEASON					PLAYOFFS				
		GP	G	A	TP	PIM	GP	G	A	TP	PIM
23	Hartland Monahan (RW), 1979-81	97	9	14	23	40	--	--	--	--	--
41	Michel Mongeau (C), 1989-92	50	5	18	23	8	2	0	1	1	0
10	Jim Montgomery (C), 1993-94	67	6	14	20	44	--	--	--	--	--
12	Dickie Moore (LW), 1967-68	27	5	3	8	9	18	7	7	14	15
10	George Morrison (LW), 1970-72	115	17	21	38	13	3	0	0	0	0
10	Brenden Morrow (LW), 2013-2014	71	13	12	25	76	2	0	0	0	0
7	Joe Mullen (RW), 1979-86	301	151	184	335	45	20	9	11	20	4
25	Bob Murdoch (D), 1978-79	54	13	13	26	17	--	--	--	--	--
17, 21	Joe Murphy (RW), 1996-98	102	24	34	58	91	6	1	1	2	10
14	Mike Murphy (RW), 1971-73	127	38	50	88	67	11	2	3	5	6
23	Andrew Murray (C), 2012-13	1	0	0	0	0	--	--	--	--	--
1, 30	Phil Myre (G), 1977-79	83	0	2	2	16	--	--	--	--	--
12, 47	Ladislav Nagy (LW), 1999-2001	51	10	12	22	22	6	1	1	2	0
9	Tyson Nash (LW), 1998-2003	255	24	26	50	479	23	3	2	5	52
27	Ric Nattress (D), 1985-87	151	10	42	52	76	24	1	4	5	26
27	Vaclav Nedomansky (RW), 1982-83	22	2	9	11	2	--	--	--	--	--
93	Petr Nedved (C), 1993-94	19	6	14	20	8	4	0	1	1	4
12	Scott Nichol (C), 2011-2013	110	4	5	9	108	9	0	1	1	14
20, 68	Eric Nickulas (RW), 2002-04	52	7	12	19	50	--	--	--	--	--
32	Ville Nieminen (LW), 2006-07	14	0	0	0	29	--	--	--	--	--
64	Nikita Nikitin (D), 2010-11	48	1	8	9	14	--	--	--	--	--
32	Jim Nill (RW), 1981-82	61	9	12	21	127	--	--	--	--	--
28	Brian Noonan (RW), 1995-97	94	15	27	42	84	13	4	1	5	10
27	Robert Nordmark (D), 1987-88	67	3	18	21	60	--	--	--	--	--
20	Joe Noris (C/D), 1972-73	2	0	0	0	0	--	--	--	--	--
5	Jeff Norton (D), 1994-96	64	6	25	31	59	7	1	1	2	11
5	Craig Norwich (D), 1980-81	23	4	12	16	14	--	--	--	--	--
20, 23	Lee Norwood (D), 1985-86, 1991-93	147	11	42	53	291	20	2	8	10	64
12	Adam Oates (C), 1989-92	195	58	228	286	71	25	9	25	34	14
43	Jaroslav Obsut (D), 2000-01	4	0	0	0	0	--	--	--	--	--
20	Gerry Odrowski (D), 1971-72	55	1	2	3	8	11	0	0	0	8
10, 22, 25, 26	35 Brian Oglivie (C), 1974-79	78	14	19	33	25	--	--	--	--	--
35	Christer Olsson (D), 1995-97	31	2	9	11	14	3	0	0	0	0
32	Vladimir Orszagh (RW) 2005-06	16	4	5	9	14	--	--	--	--	--
28	Keith Osborne (RW), 1989-90	5	0	2	2	8	--	--	--	--	--
30	Chris Osgood (G), 2002-04	76	0	0	0	10	12	0	1	1	4
22	Danny O'Shea (C), 1971-73	95	15	29	44	41	15	0	2	2	38
21	Kevin O'Shea (RW), 1971-73	41	3	5	8	33	12	2	1	3	10
74	T.J. Oshie (C), 2008-Present	371	91	164	255	188	24	4	3	7	12
29, 9	Steve Ott (C), 2014-Present	23	0	3	3	37	6	0	2	2	14
1, 30	Ted Ouimet (G), 1968-69	1	0	0	0	0	--	--	--	--	--
37	Nathan Oystriek (D), 2010-11	9	1	2	3	9	--	--	--	--	--
56	Magnus Paajarvi (LW), 2013-Present	55	6	6	12	6	--	--	--	--	--
65	Cam Paddock (C), 2008-10	16	2	1	3	0	--	--	--	--	--
14, 19, 24, 27	Doug Palazzari (C), 1974-75, 1976-79	108	18	20	38	23	2	0	0	0	0
26, 63	Justin Papineau (C), 2001-03	12	2	1	3	0	--	--	--	--	--
30	Rich Parent (G), 1997-99	11	0	0	0	2	--	--	--	--	--
24	Michel Parizeau (C), 1971-72	21	1	2	3	8	--	--	--	--	--
28	Greg Paslawski (RW), 1983-89	330	109	99	208	105	47	15	10	25	25
6	Larry Patay (C), 1975-84	603	123	136	259	524	35	8	9	17	51
27	Craig Patrick (RW), 1974-75	43	6	9	15	6	2	0	1	1	0
3	Glenn Patrick (D), 1973-74	1	0	0	0	2	--	--	--	--	--
35	Jim Pavese (D), 1981-88	263	10	34	44	487	29	0	5	5	66
12, 27	Rob Pearson (RW), 1995-97	45	7	6	13	91	2	0	0	0	14
18, 33, 36, 39	Scott Pellerin (LW), 1996-2000, 2003-04	296	44	67	111	189	31	1	2	3	22
20	Mike Peluso (LW), 1996-97	44	2	3	5	158	5	0	0	0	25
22	Joel Perrault (C), 2006-07	11	0	0	0	0	--	--	--	--	--
57	David Perron (LW), 2007-2013	340	84	114	198	232	19	2	7	9	20
7, 28	Ricard Persson (D), 1996-2000	149	5	28	33	177	22	1	3	4	44
36	Robert Petrovicky (C), 1996-97	44	7	12	19	10	2	0	0	0	0
22	Jorgen Pettersson (LW), 1980-85	365	161	171	332	105	36	14	10	24	2



ST. LOUIS BLUES

ST. LOUIS BLUES ALL-TIME PLAYERS ROSTER

NO.	NAME AND POSITION	REGULAR SEASON					PLAYOFFS				
		GP	G	A	TP	PIM	GP	G	A	TP	PIM
34	Michel Picard (LW), 1997-99	61	12	19	31	45	5	0	0	0	0
4, 12	Noel Picard (D), 1967-73	278	12	46	58	540	47	2	10	12	167
9	Roger Picard (RW), 1967-68	15	2	2	4	21	--	--	--	--	--
2	Dave Pichette (D), 1983-84	23	0	11	11	6	9	1	2	3	18
27	Alex Pietrangelo (D), 2008-Present	305	37	135	172	105	20	2	8	10	2
47	Rich Pilon (D), 2001-02	8	0	2	2	9	--	--	--	--	--
8	Barclay Plager (D), 1967-77	614	44	187	231	1115	68	3	20	23	182
22, 23	Billy Plager (D), 1968-72	127	2	18	20	141	19	0	0	0	18
5	Bob Plager (D), 1967-78	615	20	121	141	762	74	2	17	19	195
1, 30	Jacques Plante (G), 1968-70	69	0	2	2	2	16	0	1	1	2
16	Pierre Plante (RW), 1972-77	357	104	112	216	420	14	2	0	2	31
30	Michel Plasse (G), 1970-71	1	0	0	0	0	--	--	--	--	--
23	Adrien Plavsic (D), 1989-90	4	0	1	1	2	--	--	--	--	--
33	Steve Poapst (D), 2005-06	41	0	1	1	37	--	--	--	--	--
25	Shjon Podein (LW), 2001-03	91	6	10	16	30	17	0	1	1	12
20	Rudy Poeschek (D), 1997-2000	78	1	7	8	121	2	0	0	0	6
25	Johnny Pohl (C), 2003-04	1	0	0	0	0	--	--	--	--	--
46	Roman Polak (D), 2006-2014	424	13	66	79	319	25	0	2	2	25
9	Greg Polis (LW), 1973-74	37	8	12	20	24	--	--	--	--	--
9	Jame Pollock (D), 2003-04	9	0	0	0	6	--	--	--	--	--
32	Chris Porter (C), 2008-Present	149	10	15	25	27	12	2	2	4	0
25, 34	Mike Posavad (D), 1985-87	8	0	0	0	0	--	--	--	--	--
25	Vitali Prokhorov (LW), 1992-95	83	19	11	30	35	4	0	0	0	0
44	Chris Pronger (D), 1995-2004	598	84	272	356	931	85	10	41	51	210
7	Dan Quinn (C), 1990-91	14	4	7	11	20	13	4	7	11	32
33	Stephane Quintal (D), 1991-93	101	1	16	17	132	13	1	2	3	14
29	Bruce Racine (G), 1995-96	11	0	0	0	2	1	0	0	0	0
25	Herb Raglan (RW), 1985-91	235	26	39	65	571	32	3	6	9	50
5	Rob Ramage (D), 1982-88	441	67	229	296	898	43	5	26	31	147
18	Ty Rattie (RW), 2013-Present	2	0	0	0	0	--	--	--	--	--
15	Marty Reasoner (C), 1998-2001	95	17	30	47	47	17	5	2	7	4
75	Ryan Reaves (RW), 2010-Present	194	11	11	22	407	14	0	0	0	8
22	Dick Redmond (D), 1977-78	28	4	11	15	16	--	--	--	--	--
6	Wade Redden (D), 2013	23	2	3	5	11	--	--	--	--	--
15, 33	Mark Reeds (RW), 1981-87	320	45	105	150	98	53	8	9	17	23
41	Steve Regier (LW), 2008-09	8	3	1	4	4	--	--	--	--	--
28	Todd Reirden (D), 1999-2001	94	6	25	31	75	5	0	1	1	0
25	Pascal Rheume (C), 1997-2001, 2003-04	148	19	31	50	74	21	2	4	6	14
15, 25, 36	Ken Richardson (C), 1974-75, 1977-79	49	8	13	21	16	--	--	--	--	--
40	Terry Richardson (G), 1978-79	1	0	0	0	0	--	--	--	--	--
30	Vincent Riendeau (G), 1988-92	122	0	3	3	10	21	0	0	0	0
19	Stephane Richer (RW), 1999-2000	36	8	17	25	14	3	1	0	1	0
5	Dave Richter (D), 1988-90	68	1	5	6	99	--	--	--	--	--
6, 20	Jamie Rivers (D), 1995-99, 2006-07	184	7	17	24	127	9	1	1	2	2
11	Wayne Rivers (RW), 1967-68	22	4	4	8	8	--	--	--	--	--
20	Andy Roach (D), 2005-06	5	1	2	3	10	--	--	--	--	--
17	Phil Roberto (RW), 1971-75	148	33	38	71	187	16	9	7	16	33
12, 15, 21, 22, 37	David Roberts (LW), 1993-96	48	7	11	18	24	9	0	0	0	16
4, 44	Gordie Roberts (D), 1987-91	166	6	42	48	263	30	2	11	13	67
6, 26	Jim Roberts (D/RW), 1967-72, 1977-78	395	63	94	157	322	52	9	9	18	70
4	Rob Robinson (D), 1991-92	22	0	1	1	8	--	--	--	--	--
7	Cliff Ronning (C), 1986-89, 1990-91	180	54	71	125	46	16	2	5	7	2
14	Bill Root (D), 1987-88	9	0	0	0	6	--	--	--	--	--
12	Derek Roy (C), 2013-14	75	9	28	37	30	4	0	1	1	0
26, 62, 22	Martin Rucinsky (LW), 2002-03, 2006-08	153	33	46	79	126	7	4	2	6	4
45	Cody Rudkowsky (G), 2002-03	1	0	0	0	0	--	--	--	--	--
4	Jason Ruff (LW), 1992-93	7	2	1	3	8	--	--	--	--	--
47	Darren Rumble (D), 2000-01	12	0	4	4	27	--	--	--	--	--
4	Kris Russell (D), 2011-2013	76	5	11	16	21	9	0	3	3	5
42	Mark Rycroft (RW), 2001-02, 2003-06	160	15	19	34	82	3	0	0	0	2
11, 20	Gary Sabourin (RW), 1967-74	463	136	131	267	334	62	19	11	30	58

ALL-TIME TEAM & INDIVIDUAL RECORDS & STATS

ST. LOUIS BLUES ALL-TIME PLAYERS ROSTER

NO.	NAME AND POSITION	REGULAR SEASON					PLAYOFFS				
		GP	G	A	TP	PIM	GP	G	A	TP	PIM
2	Lawrence Sacharuk (D), 1974-75	76	20	22	42	24	2	1	1	2	2
9	Frank St. Marseille (RW), 1967-73	403	86	171	257	118	62	19	24	43	16
27	Bryce Salvador (D), 2000-08	447	16	47	63	413	36	2	1	3	26
19	Derek Sanderson (C), 1975-77	97	32	56	88	85	3	1	0	1	0
1	Curtis Sanford (G), 2002-07	73	0	0	0	0	--	--	--	--	--
29	Geoff Sarjeant (G), 1994-95	4	0	1	1	2	--	--	--	--	--
15	Glen Sather (LW), 1973-74	69	15	29	44	82	--	--	--	--	--
49	Brian Savage (LW), 2003-04	13	4	3	7	2	5	1	1	2	0
12, 36	Kevin Sawyer (LW), 1995-96	6	0	0	0	23	--	--	--	--	--
36,38	Dave Scatchard (C), 2010-11	8	0	1	1	6	--	--	--	--	--
8, 10	Ron Schock (C), 1967-69	122	21	36	57	31	24	2	4	6	6
21	Dwight Schofield (D), 1983-85	113	5	14	19	403	--	--	--	--	--
40	Marek Schwarz (G), 2006-09	6	0	0	0	0	--	--	--	--	--
9, 17	Jaden Schwartz (LW), 2012-Present	132	34	38	72	31	12	1	3	4	2
10, 16	Rod Seiling (D), 1976-79	160	4	38	42	80	--	--	--	--	--
15	Peter Sejna (LW), 2002-07	49	7	4	11	12	--	--	--	--	--
18	Brit Selby (LW), 1970-72	59	1	4	5	31	1	0	0	0	0
26	Konstantin Shafraanov (RW), 1996-97	5	2	1	3	0	--	--	--	--	--
19	Brendan Shanahan (LW), 1991-95	277	156	150	306	692	26	12	16	28	50
12, 22	Kevin Shattenkirk (D), 2011-Present	236	26	102	128	134	21	2	7	9	14
28	Brad Shaw (D), 1998-99	12	0	0	0	4	4	0	0	0	0
14	Rick Shinske (C), 1978-79	11	0	4	4	2	--	--	--	--	--
16, 20, 22	Jim Shires (LW), 1971-72	18	0	3	3	8	--	--	--	--	--
20	Timofei Shishkanov (LW) 2005-06	22	3	2	5	6	--	--	--	--	--
18	Mike Sillinger (C), 2003-06	64	27	24	51	63	5	3	1	4	6
22	Bobby Simpson (LW), 1979-80	18	2	2	4	0	--	--	--	--	--
33	Reid Simpson (LW), 2000-01	38	2	1	3	96	5	0	0	0	2
34	Randy Skarda (D), 1989-90, 1991-92	26	0	5	5	11	--	--	--	--	--
30	Paul Skidmore (G), 1981-82	2	0	0	0	0	--	--	--	--	--
2	Rick Smith (D), 1975-77	42	1	8	9	24	3	0	1	1	4
20	Peter Smrek (D), 2000-01	6	2	0	2	2	--	--	--	--	--
27	John Smrke (LW), 1977-79	73	8	12	20	31	--	--	--	--	--
5, 27	Harold Snepsts (D), 1989-91	61	1	5	6	60	19	0	3	3	50
17	Vladimir Sobotka (C), 2010-2014	247	29	72	101	218	21	1	7	8	19
19, 28	Frank Spring (RW), 1973-75	5	0	0	0	0	--	--	--	--	--
31	Ed Staniowski (G), 1975-81	137	0	3	3	4	6	0	0	0	0
22	Myron Stankiewicz (LW), 1968-69	16	0	2	2	11	--	--	--	--	--
26	Peter Stastny (C), 1993-95	23	6	12	18	4	4	0	0	0	2
25	Yan Stastny (C) 2007-10	50	5	5	10	29	--	--	--	--	--
20	Alexander Steen (C) 2008-Present	352	106	133	239	168	36	5	5	10	18
12	Lee Stempniak (RW), 2005-09	233	57	73	130	97	--	--	--	--	--
1, 25, 30	Wayne Stephenson (G), 1971-74	87	0	1	1	2	3	0	0	0	0
29	Brett Sterling (LW), 2011-12	4	0	0	0	0	--	--	--	--	--
2	Scott Stevens (D), 1990-91	78	5	44	49	150	13	0	3	3	36
20, 33	Bill Stewart (D), 1980-83	89	2	26	28	147	4	1	0	1	11
2	Bob Stewart (D), 1978-80	88	5	14	19	51	--	--	--	--	--
25	Chris Stewart (RW), 2011-14	211	63	52	115	276	13	2	1	3	12
12	Ron Stewart (RW), 1967-68	19	7	5	12	11	--	--	--	--	--
12, 61	Cory Stillman (LW), 2000-03	171	50	69	119	98	30	5	9	14	12
62, 33	Tyson Strachan (D), 2008-11	67	0	6	6	82	--	--	--	--	--
43	Mike Stuart, 2003-06	3	0	0	0	0	--	--	--	--	--
3	Bob Stumpf (RW/D), 1974-75	7	1	1	2	16	--	--	--	--	--
22	Bill Sutherland (C), 1970-72	77	21	23	44	43	1	0	0	0	0
11	Brian Sutter (LW), 1976-88	779	303	333	636	1786	65	21	21	42	249
23	Rich Sutter (RW), 1989-93	250	40	41	81	351	42	6	4	10	73
22	Ron Sutter (C), 1991-94	163	37	54	91	236	6	1	3	4	8
33	Ken Sutton (D), 1995-96	6	0	0	0	2	1	1	10	11	30
44	Darryl Sydor (D), 2009-10	47	0	8	8	15	--	--	--	--	--
17, 22	Jean-Guy Talbot (D), 1967-71	172	7	23	30	72	45	1	10	11	30
91	Vladimir Tarasenko (RW), 2012-Present	102	29	33	62	26	7	4	0	4	0
21, 25, 37, 40	Patrice Tardif (C), 1995-96	50	6	10	16	41	--	--	--	--	--



ST. LOUIS BLUES

ST. LOUIS BLUES ALL-TIME PLAYERS ROSTER

NO.	NAME AND POSITION	REGULAR SEASON					PLAYOFFS				
		GP	G	A	TP	PIM	GP	G	A	TP	PIM
40	Dave Thomlinson (LW), 1989-91	22	1	2	3	12	9	3	1	4	4
15, 18	Floyd Thomson (LW), 1971-78, 1979-80	411	56	97	153	341	10	0	2	2	6
10	Esa Tikkanen (LW), 1994-96	54	13	27	40	40	7	2	2	4	20
20	Tom Tilley (D), 1988-91, 1993-94	174	4	38	42	89	14	1	3	4	19
7	Keith Tkachuk (LW), 2000-07, 2007-10	543	208	219	427	677	41	8	17	25	64
35	Hannu Toivonen (G), 2007-08	23	0	0	0	2	--	--	--	--	--
23	Larry Trader (D), 1986-87	5	0	0	0	8	--	--	--	--	--
36	Dan Trebil (D), 2000-01	10	0	0	0	0	--	--	--	--	--
36	Rob Tudor (RW/C), 1982-83	2	0	0	0	0	--	--	--	--	--
9	Darren Turcotte (C), 1997-98	62	12	6	18	26	10	0	0	0	2
1	Roman Turek (G), 1999-2001	121	0	2	2	10	21	0	0	0	2
77	Pierre Turgeon (C), 1996-2001	327	134	221	355	117	50	14	31	45	12
9, 19	Perry Turnbull (C), 1979-84, 1987-88	396	139	99	238	829	13	5	3	8	29
35	Steve Tuttle (RW), 1988-91	144	28	28	56	12	17	1	6	7	2
18, 6	Tony Twist (LW), 1989-90, 1994-99	294	10	11	21	688	18	1	1	2	22
7	Garry Unger (C), 1970-79	662	292	283	575	744	31	11	14	25	72
7, 43	Mike Van Ryn (D), 2000-03	69	2	11	13	26	9	0	0	0	0
17, 36	Sergei Varlamov (LW), 2001-03	55	5	7	12	26	1	0	0	0	2
15, 41	Alex Vasilevski (RW), 1995-97	3	0	0	0	2	--	--	--	--	--
12, 16, 20, 26	Gary Veneruzzo (W), 1967-68, 1971-72	7	1	1	2	0	9	0	2	2	2
33	Jim Vesey (C/RW), 1988-90	11	1	2	3	7	--	--	--	--	--
5, 32	Alain Vigneault (D), 1981-83	42	2	5	7	82	4	0	1	1	26
37	Roman Vopat (D), 1995-96	25	2	3	5	48	--	--	--	--	--
49	Steve Wagner (D), 2007-09	46	4	8	12	26	--	--	--	--	--
1, 31	Ernie Wakely (G), 1969-72	111	0	3	3	2	10	0	0	0	0
28	Matt Walker (D), 2002-08	175	1	10	11	275	4	0	0	0	0
2	Bob Wall (D), 1970-71	25	2	4	6	4	--	--	--	--	--
9	Mike Walton (C), 1978-79	22	7	11	18	6	--	--	--	--	--
30	Rick Wamsley (G), 1984-88	154	0	1	1	26	14	0	0	0	0
2	Bryan Watson (D), 1973-74	11	0	1	1	19	--	--	--	--	--
31	Jim Watt (G), 1973-74	1	0	0	0	0	--	--	--	--	--
43	Mike Weaver (D), 2008-10	135	1	16	17	41	4	0	0	0	0
39	Doug Weight (C), 2001-06, 2006-07	364	75	220	295	247	22	8	10	18	12
6	Eric Weinrich (D), 2003-06	85	3	24	27	58	5	0	1	1	0
26	Jay Wells (D), 1995-96	76	0	3	3	67	12	0	1	1	2
21	John Wensink (LW), 1973-74	3	0	0	0	0	--	--	--	--	--
25	Don Wheldon (D), 1974-75	2	0	0	0	0	--	--	--	--	--
36	Rob Whistle (D), 1987-88	19	3	3	6	6	1	0	0	0	0
23	Trent Whitfield (C), 2005-06, 2008-09	33	2	6	8	14	--	--	--	--	--
14	Doug Wickenheiser (C), 1983-87	230	51	67	118	108	36	4	7	11	16
25	Dennis Wideman (D), 2005-07	122	13	33	46	127	--	--	--	--	--
19	Butch Williams (RW), 1973-74	31	3	10	13	6	--	--	--	--	--
11	Bert Wilson (LW), 1975-76	45	2	3	5	47	--	--	--	--	--
22	Richard G. Wilson (D), 1974-76	141	3	11	14	103	3	0	0	0	0
4, 34	Rik Wilson (D), 1981-86	235	21	60	81	214	22	0	4	4	23
18	Ron Wilson (C), 1989-93	248	33	72	105	167	36	3	6	9	58
15	Brad Winchester (LW), 2008-11	185	25	18	43	283	4	0	0	0	10
29	Jeff Woywitka (D), 2005-09	152	6	29	35	106	4	0	0	0	0
33	Andy Wozniwski (D), 2008-09	1	0	0	0	0	--	--	--	--	--
10	John Wright (C), 1973-74	32	3	6	9	22	--	--	--	--	--
70	Jeremy Yablonski (RW), 2003-04	1	0	0	0	5	--	--	--	--	--
27	Terry Yake (C), 1997-2000	151	23	42	65	94	23	3	3	6	20
33	Trent Yawney (D), 1996-97	39	0	2	2	17	--	--	--	--	--
37	Harry York (C), 1996-98	132	18	24	42	55	5	0	0	0	2
48	Scott Young (RW), 1998-2002, 2005-06	377	125	129	254	153	44	19	16	35	22
43	Labor Zabransky (D), 1996-98	40	1	6	7	50	--	--	--	--	--
2	Joe Zanussi (D), 1976-77	11	0	3	3	4	--	--	--	--	--
9, 25	Peter Zedel (C), 1988-90, 1995-97	217	54	105	159	81	32	10	13	23	10
41	Michael Zigomanis (C), 2005-06	2	0	0	0	0	--	--	--	--	--
2, 4	Rick Zombo (D), 1991-95	231	6	42	48	233	24	0	3	3	37
21	Mike Zuke (C), 1978-83	296	76	159	235	160	26	6	6	12	12

ALL-TIME TEAM & INDIVIDUAL RECORDS & STATS

ST. LOUIS BLUES ALL-TIME GOALTENDING ROSTER

NO.	NAME	REGULAR SEASON									PLAYOFFS					
		W-L-T/OT	GP	MIN	GA	AVG	SO	EN	W-L	GP	MIN	GA	AVG	SO	EN	
34	Jake Allen, 2012-present	9-4-0	15	804	33	2.46	1	0	0-0	1	1	0	0.00	0	0	
30	Jason Bacasihua 2005-07	7-17-4	38	1,859	99	3.19	0	--	--	--	--	--	--	--	--	
30	Tom Barrasso, 2002-03	1-4-0	6	293	16	3.28	1	--	--	--	--	--	--	--	--	
45	Chris Beckford-Tseu, 2007-08	0-0-0	1	27	1	2.22	0	--	--	--	--	--	--	--	--	
29, 30	Yves Belanger, 1974-78	19-23-3	48	2,687	164	3.66	1	--	--	--	--	--	--	--	--	
30	Ben Bishop, 2008-11	4-5-1	13	614	29	2.83	1	--	--	--	--	--	--	--	--	
40	Fred Brathwaite, 2001-03	21-20-8	55	3,061	128	2.51	4	0-0	1	1	0	0	0	0	0	
1	Don Caley, 1967-68	0-0-0	1	30	3	6	0	--	--	--	--	--	--	--	--	
35	Jim Carey, 1998-99	1-2-0	4	202	13	3.86	0	--	--	--	--	--	--	--	--	
30	Jacques Caron, 1971-73	22-22-10	58	3,181	160	3.02	2	4-7	12	639	343.192488263	0	--	--	--	
30	Jon Casey, 1994-97	12-16-4	43	1,974	105	3.19	0	6-7	14	777	382.934362934	1	--	--	--	
29	Ty Conklin, 2009-11	18-18-6	51	2,736	129	2.83	6	--	--	--	--	--	--	--	--	
30	John Davidson, 1973-75	30-34-14	79	4,660	262	3.37	0	0-1	1	60	4	4	0	0	0	
30, 50	Reinhard Divis, 2001-06	6-9-3	28	1,212	67	3.32	0	0-0	1	18	0	0	0	0	0	
1, 29, 30	Gary Edwards, 1968-70, 1981-82	1-6-1	12	544	49	5.4	0	--	--	--	--	--	--	--	--	
1	Brian Elliott, 2011-Present	55-24-7	93	5,151	160	1.86	16	5-8	14	833	30	2.16	0	--	--	
31	Grant Fuhr, 1995-99	108-87-41	249	14,094	629	2.68	11	15-14	31	1,832	732.390829694	3	--	--	--	
29, 30, 33	Doug Grant, 1976-80	10-12-6	31	1,681	98	3.5	1	--	--	--	--	--	--	--	--	
33	Gilles Gratton, 1975-76	2-0-2	6	265	11	2.49	0	--	--	--	--	--	--	--	--	
41	Jaroslav Halak, 2010-14	83-47-19	159	9,092	338	2.23	20	1-1	2	104	3	1.72	0	--	--	
1	Glenn Hall, 1967-71	58-52-28	140	7,983	323	2.43	16	12-18	31	1,843	802.604449267	1	--	--	--	
29, 31	Glen Hanlon, 1981-83	3-9-1	16	747	58	4.66	0	0-2	3	109	94.95418244	0	--	--	--	
29, 40	Guy Hebert, 1991-93	13-13-3	37	1,948	110	3.39	1	0-0	1	2	0	0	0	0	0	
30, 31	Rick Heinz, 1980-85	12-18-5	46	2,176	150	4.14	1	0-0	1	8	1	7.5	0	--	--	
35	Chris Holt, 2008-09	0-0-0	1	19	0	0	0	--	--	--	--	--	--	--	--	
29	Jim Hrivnak, 1993-94	4-10-0	23	970	69	4.27	0	--	--	--	--	--	--	--	--	
1, 22, 30	Robbie Irons, 1968-69	0-0-0	1	3	0	0	0	--	--	--	--	--	--	--	--	
1	Pat Jablonski, 1989-92, 1995-96	5-12-3	23	1,174	81	4.14	0	0-0	3	90	53.333333333	0	--	--	--	
31	Bob Johnson, 1972-73	6-5-0	12	583	26	2.68	0	--	--	--	--	--	--	--	--	
1, 35	Brent Johnson, 1998-99, 2000-0476-47	12	143	8,055	304	2.26	12	5-6	12	652	201.840490798	3	--	--	--	
1	Eddie Johnston, 1974-78	41-52-20	118	6,713	376	3.36	4	0-3	4	198	144.242424242	0	--	--	--	
31	Curtis Joseph, 1989-95	137-96-34	280	15,987	810	3.04	5	16-16	34	2,059	1073.118018456	2	--	--	--	
40	Patrick Lalime, 2005-06	4-18-3	31	1,699	103	3.64	0	--	--	--	--	--	--	--	--	
30	Michel Larocque, 1983-84	0-5-0	5	300	31	6.2	0	--	--	--	--	--	--	--	--	
34	Manny Legace, 2006-09	63-49-15	140	7,638	333	2.62	10	--	--	--	--	--	--	--	--	
1	Mike Liut, 1979-85	151-133-52	347	20,010	1,194	3.58	10	17-20	39	2,326	1333.430782459	1	--	--	--	
30	Seth Martin, 1967-68	8-10-3	30	1,552	67	2.59	1	0-0	2	73	54.109589041	0	--	--	--	
30	Chris Mason, 2008-2010	57-43-15	118	6,727	277	2.47	8	0-4	4	256	10	2.34	0	--	--	
1	Darrell May, 1985-88	1-5-0	6	364	31	5.11	0	--	--	--	--	--	--	--	--	
30	Peter McDuffe, 1971-72	0-6-0	10	467	29	3.73	0	0-1	1	60	7	7	0	0	0	
29	Jamie McLennan, 1997-2000	38-27-8	82	4,430	163	2.21	7	0-1	1	51	11.176470588	0	--	--	--	
1	Jim McLeod, 1971-72	6-6-4	16	880	44	3	0	--	--	--	--	--	--	--	--	
29	Greg Millen, 1984-90	85-87-33	209	12,375	708	3.43	9	17-17	35	2,145	1133.160839161	0	--	--	--	
39	Ryan Miller, 2013-14	10-8-1	19	1,117	46	2.47	1	2-4	6	422	19	2.70	0	--	--	
1, 30	Phil Myre, 1977-79	20-47-16	83	4,879	322	3.96	2	--	--	--	--	--	--	--	--	
30	Chris Osgood, 2002-04	35-28-10	76	4,393	171	2.34	5	4-8	12	704	292.471590909	1	--	--	--	
1, 30	Ted Ouimet, 1968-69	0-1-0	1	60	2	2	0	--	--	--	--	--	--	--	--	
30	Rich Parent, 1997-99	4-3-1	11	531	22	2.49	1	--	--	--	--	--	--	--	--	
1, 30	Jacques Plante, 1968-70	36-21-11	69	3,978	137	2.07	10	12-3	16	913	221.445783133	4	--	--	--	
30	Michel Plasse, 1970-71	1-0-1	1	60	3	3	0	--	--	--	--	--	--	--	--	
29	Bruce Racine, 1995-96	0-3-0	11	230	12	3.13	0	0-0	1	1	0	0	0	0	0	
40	Terry Richardson, 1978-79	0-1-0	1	60	9	9	0	--	--	--	--	--	--	--	--	
30	Vincent Riendeau, 1988-92	58-45-16	122	7,221	402	3.34	4	9-11	21	1,084	593.265682657	1	--	--	--	
45	Cody Rudkowsky, 2002-03	1-0-0	1	30	0	0	0	--	--	--	--	--	--	--	--	
1	Curtis Sanford, 2002-03, 2005-07	26-26-10	73	3,719	173	2.79	4	--	--	--	--	--	--	--	--	
29	Geoff Sarjeant, 1994-95	1-0-0	4	120	6	3	0	--	--	--	--	--	--	--	--	
40	Marek Schwarz, 2006-09	0-2-0	6	225	9	2.40	0	--	--	--	--	--	--	--	--	
30	Paul Skidmore, 1981-82	1-1-0	2	120	6	3	0	--	--	--	--	--	--	--	--	
31	Ed Staniowski, 1975-81	37-68-14	137	7,504	496	3.97	0	1-4	6	308	163.116883117	0	--	--	--	
1, 25, 30	Wayne Stephenson, 1971-74	31-37-12	87	4,995	260	3.12	3	1-2	3	160	14	5.25	0	--	--	
35	Hannu Toivonen, 2007-08	6-10-5	23	1,202	69	3.44	0	--	--	--	--	--	--	--	--	
1	Roman Turek, 1999-2001	66-33-19	121	7,192	252	2.1	13	12-9	21	1,323	502.267573696	0	--	--	--	
1, 31	Ernie Wakely, 1969-72	40-41-17	111	6,124	283	2.77	8	2-6	10	509	374.361493124	1	--	--	--	
30	Rick Wamsley, 1984-88	75-59-15	154	9,064	515	3.41	3	5-9	14	809	493.634116193	0	--	--	--	
31	Jim Watt, 1973-74	0-0-0	1	20	2	6	0	--	--	--	--	--	--	--	--	



ST. LOUIS BLUES

ST. LOUIS BLUES OFFENSIVE LEADERS BY SEASON

GOALS

2013-14	Alexander Steen	33	1997-98	Geoff Courtnall	31	1982-83	Brian Sutter	46
2012-13	Chris Stewart	18	1996-97	Brett Hull	42	1981-82	Brian Sutter	39
2011-12	David Backes	24	1995-96	Brett Hull	43	1980-81	Wayne Babych	54
2010-11	David Backes	31	1994-95	Brett Hull	29	1979-80	Bernie Federko	38
2009-10	Andy McDonald	24	1993-94	Brett Hull	57	1978-79	Brian Sutter	41
	Alexander Steen	24	1992-93	Brett Hull	54	1977-78	Garry Unger	32
2008-09	Brad Boyes	33	1991-92	Brett Hull	70	1976-77	Garry Unger	30
2007-08	Brad Boyes	43	1990-91	Brett Hull	86	1975-76	Chuck Leffey	43
2006-07	Bill Guerin	28	1989-90	Brett Hull	72	1974-75	Garry Unger	36
2005-06	Mike Sillinger	22	1988-89	Brett Hull	41	1973-74	Garry Unger	33
2003-04	Keith Tkachuk	33	1987-88	Tony McKegney	40	1972-73	Garry Unger	41
2002-03	Pavol Demitra	36	1986-87	Doug Gilmour	42	1971-72	Garry Unger	36
2001-02	Keith Tkachuk	38	1985-86	Mark Hunter	44	1970-71	Chris Bordeleau	21
2000-01	Scott Young	40	1984-85	Joe Mullen	40	1969-70	Red Berenson	33
1999-2000	Pavol Demitra	28	1983-84	Bernie Federko	41	1968-69	Red Berenson	35
1998-99	Pavol Demitra	37		Joe Mullen	41	1967-68	Red Berenson	22

ASSISTS

2013-14	Alex Pietrangolo	43	1996-97	Pierre Turgeon	49	1980-81	Bernie Federko	73
2012-13	David Backes	22	1995-96	Al MacInnis	44	1979-80	Bernie Federko	56
2011-12	Alex Pietrangolo	39	1994-95	Steve Duchesne	26	1978-79	Bernie Federko	64
2010-11	Alex Pietrangolo	32	1993-94	Craig Janney	68	1977-78	Red Berenson	25
2009-10	Andy McDonald	33	1992-93	Craig Janney	82	1976-77	Bob MacMillan	39
2008-09	Brad Boyes	39	1991-92	Adam Oates	59	1975-76	Garry Unger	44
2007-08	Paul Kariya	49	1990-91	Adam Oates	90	1974-75	Garry Unger	44
2006-07	Doug Weight	43	1989-90	Adam Oates	79	1973-74	Garry Unger	35
2005-06	Doug Weight	33	1988-89	Bernie Federko	45	1972-73	Garry Unger	39
2003-04	Doug Weight	51	1987-88	Bernie Federko	69	1971-72	Frank St. Marseille	36
2002-03	Pavol Demitra	57	1986-87	Doug Gilmour	63	1970-71	Chris Bordeleau	41
2001-02	Pavol Demitra	43	1985-86	Bernie Federko	68		Frank St. Marseille	41
2000-01	Pierre Turgeon	52	1984-85	Bernie Federko	73	1969-70	Phil Goyette	49
1999-2000	Chris Pronger	48	1983-84	Bernie Federko	66	1968-69	Red Berenson	47
1998-99	Pavol Demitra	52	1982-83	Bernie Federko	60	1967-68	Gerry Melnyk	35
1997-98	Pierre Turgeon	46	1981-82	Bernie Federko	62			

POINTS

2013-14	Alexander Steen	62	1998-99	Pavol Demitra	89	1982-83	Bernie Federko	84
2012-13	Chris Stewart	36	1997-98	Brett Hull	72	1981-82	Bernie Federko	92
2011-12	David Backes	54	1996-97	Brett Hull	82	1980-81	Bernie Federko	104
	T.J. Oshie	54	1995-96	Brett Hull	83	1979-80	Bernie Federko	94
2010-11	David Backes	62	1994-95	Brett Hull	50	1978-79	Bernie Federko	95
2009-10	Andy McDonald	57	1993-94	Brendan Shanahan	102	1977-78	Garry Unger	52
2008-09	Brad Boyes	72	1992-93	Craig Janney	106	1976-77	Bob MacMillan	58
2007-08	Brad Boyes	65	1991-92	Brett Hull	109	1975-76	Chuck Leffey	85
	Paul Kariya	65	1990-91	Brett Hull	131	1974-75	Garry Unger	80
2006-07	Doug Weight	59	1989-90	Brett Hull	113	1973-74	Garry Unger	68
2005-06	Scott Young	49	1988-89	Brett Hull	84	1972-73	Garry Unger	80
2003-04	Keith Tkachuk	71	1987-88	Bernie Federko	89	1971-72	Garry Unger	70
2002-03	Pavol Demitra	93	1986-87	Doug Gilmour	105	1970-71	Chris Bordeleau	53
2001-02	Pavol Demitra	78	1985-86	Bernie Federko	102	1969-70	Phil Goyette	78
2000-01	Pierre Turgeon	82	1984-85	Bernie Federko	103	1968-69	Red Berenson	82
1999-2000	Pavol Demitra	75	1983-84	Bernie Federko	107	1967-68	Red Berenson	51

PENALTY MINUTES

2013-14	Ryan Reaves	126	1997-98	Kelly Chase	231	1982-83	Brian Sutter	254
2012-13	Ryan Reaves	79	1996-97	Mike Peluso	158	1981-82	Brian Sutter	239
2011-12	Ryan Reaves	124	1995-96	Shayne Corson	192	1980-81	Brian Sutter	232
2010-11	B.J. Crombeen	154	1994-95	Brendan Shanahan	136	1979-80	Brian Sutter	156
2009-10	Cam Janssen	190	1993-94	Kelly Chase	278	1978-79	Brian Sutter	165
2008-09	David Backes	165	1992-93	Garth Butcher	211	1977-78	Brian Sutter	123
2007-08	D.J. King	100	1991-92	Kelly Chase	264	1976-77	Bob Gassoff	254
2006-07	Keith Tkachuk	92	1990-91	Glen Featherstone	204	1975-76	Bob Gassoff	306
2005-06	Barret Jackman	156	1989-90	Kelly Chase	244	1974-75	Bob Gassoff	222
2003-04	Reed Low	141	1988-89	Todd Ewen	171	1973-74	Steve Durband	144
	Mike Danton	141	1987-88	Todd Ewen	227	1972-73	Steve Durband	231
2002-03	Reed Low	234	1986-87	Mark Hunter	169	1971-72	Barclay Plager	176
2001-02	Reed Low	160	1985-86	Mark Hunter	171	1970-71	Barclay Plager	172
2000-01	Reed Low	159		Rob Ramage	171	1969-70	Barclay Plager	128
1999-2000	Tyson Nash	150	1984-85	Dwight Schofield	184	1968-69	Noel Picard	131
1998-99	Tony Twist	149	1983-84	Dwight Schofield	254	1967-68	Barclay Plager	153

ALL-TIME TEAM & INDIVIDUAL RECORDS & STATS

ST. LOUIS BLUES OFFENSIVE LEADERS BY SEASON

GAME WINNING GOALS

2013-14	Alexander Steen	9	1999-2000	Al MacInnis	7	1983-84	Jorgen Pettersson	7
2012-13	Chris Stewart	3		Scott Young	7	1982-83	Jorgen Pettersson	4
	Alexander Steen	3	1998-99	Pavol Demitra	10		Brian Sutter	4
	Patrik Berglund	3	1997-98	Jim Campbell	6	1981-82	Bernie Federko	6
2011-12	Alex Pietrangelo	6		Pavol Demitra	6	1980-81	Wayne Babych	7
2010-11	Alexander Steen	5		Brett Hull	6	1979-80	Blair Chapman	6
	Matt D'Agostini	5	1996-97	Pierre Turgeon	7	1978-79	Bob Murdoch	3
2009-10	Patrik Berglund	4	1995-96	Brett Hull	6		Brian Sutter	3
	Alex Steen	4		Brian Noonan	6	1977-78	Garry Unger	5
2008-09	Brad Boyes	11	1994-95	Brett Hull	6	1976-77	Garry Unger	5
2007-08	Brad Boyes	9		Brendan Shanahan	6	1975-76	Chuck Lefley	9
2006-07	Lee Stempniak	4	1993-94	Brendan Shanahan	8	1974-75	Garry Unger	8
2005-06	Barret Jackman	2	1992-93	Brendan Shanahan	8	1973-74	Lou Angotti	5
	Mark Rycroft	2	1991-92	Brett Hull	9		Glen Sather	5
	Lee Stempniak	2	1990-91	Brett Hull	11	1972-73	Garry Unger	5
	Jay McClement	2	1989-90	Brett Hull	12	1971-72	Gary Sabourin	7
2003-04	Keith Tkachuk	8	1988-89	Brett Hull	6	1970-71	Chris Bordeleau	7
2002-03	Keith Tkachuk	5	1987-88	Brian Benning	5	1969-70	Red Berenson	8
	Eric Boguniecki	5	1986-87	Greg Paslawski	7	1968-69	Red Berenson	6
2001-02	Pavol Demitra	10	1985-86	Doug Gilmour	5	1967-68	Red Berenson	7
2000-01	Scott Young	7	1984-85	Brian Sutter	7			

POWER PLAY GOALS

2013-14	David Backes	10	1997-98	Brett Hull	10	1982-83	Brian Sutter	11
2012-13	Chris Stewart	6	1996-97	Brett Hull	12	1981-82	Brian Sutter	14
2011-12	David Backes	8	1995-96	Brett Hull	16	1980-81	Brian Sutter	17
2010-11	Patrik Berglund	8	1994-95	Brett Hull	9	1979-80	Blake Dunlop	8
2009-10	Alexander Steen	7	1993-94	Brett Hull	25	1978-79	Brian Sutter	12
2008-09	Brad Boyes	16	1992-93	Brett Hull	29	1977-78	Garry Unger	10
2007-08	Keith Tkachuk	12	1991-92	Brett Hull	20	1976-77	Bob MacMillian	10
2006-07	Lee Stempniak	8	1990-91	Brett Hull	29	1975-76	Garry Unger	13
2005-06	Scott Young	10	1989-90	Brett Hull	27	1974-75	Lawrence Sacharuk	11
	Keith Tkachuk	10	1988-89	Brett Hull	16	1973-74	Garry Unger	9
2003-04	Keith Tkachuk	18		Cliff Ronning	16	1972-73	Garry Unger	10
2002-03	Keith Tkachuk	14	1987-88	Doug Gilmour	19	1971-72	Garry Unger	14
2001-02	Keith Tkachuk	13	1986-87	Doug Gilmour	17	1970-71	Bill Sutherland	11
2000-01	Keith Tkachuk	17	1985-86	Bernie Federko	16	1969-70	Red Berenson	16
1999-2000	Three Players Tied	8	1984-85	Brian Sutter	14	1968-69	Red Berenson	7
1998-99	Pavol Demitra	14	1983-84	Brian Sutter	14	1967-68	Camille Henry	7

SHOTS ON GOAL

2013-14	Alexander Steen	211	1996-97	Brett Hull	302	1980-81	Perry Turnbull	209
2012-13	Alexander Steen	129	1995-96	Brett Hull	327	1979-80	Bernie Federko	184
2011-12	David Backes	234	1994-95	Brett Hull	200	1978-79	Wayne Babych	196
2010-11	Alexander Steen	218	1993-94	Brendan Shanahan	397	1977-78	Garry Unger	238
2009-10	Paul Kariya	221	1992-93	Brett Hull	390	1976-77	Garry Unger	235
2008-09	Brad Boyes	220	1991-92	Brett Hull	408	1975-76	Garry Unger	357
2007-08	Paul Kariya	223	1990-91	Brett Hull	389	1974-75	Garry Unger	349
2006-07	Bill Guerin	189	1989-90	Brett Hull	385	1973-74	Garry Unger	327
2005-06	Scott Young	284	1988-89	Brett Hull	305	1972-73	Garry Unger	342
2003-04	Keith Tkachuk	233	1987-88	Tony McKegney	241	1971-72	Garry Unger	321
2002-03	Al MacInnis	299	1986-87	Doug Gilmour	207	1970-71	Frank St. Marseille	217
2001-02	Keith Tkachuk	244	1985-86	Rob Ramage	227	1969-70	Red Berenson	282
2000-01	Scott Young	321	1984-85	Rob Ramage	285	1968-69	Red Berenson	288
1999-2000	Al MacInnis	245	1983-84	Rob Ramage	267	1967-68	Red Berenson	219
1998-99	Al MacInnis	314	1982-83	Rob Ramage	279			
1997-98	Al MacInnis	227	1981-82	Jorgen Pettersson	227			

PLUS/MINUS

2013-14	Jaden Schwartz	28	2002-03	Barret Jackman	23	1991-92	Lee Norwood	14
2012-13	Barret Jackman	6	2001-02	Chris Pronger	23	1990-91	Brett Hull	23
	Kris Russell	6	2000-01	Pavol Demitra	27		Scott Stevens	23
2011-12	Alexander Steen	24	1999-2000	Chris Pronger	52	1989-90	Paul Cavallini	38
2010-11	David Backes	32	1998-99	Al MacInnis	33	1988-89	Paul Cavallini	25
2009-10	Mike Weaver	10	1997-98	Chris Pronger	47	1987-88	Tony McKegney	10
2008-09	Patrik Berglund	19	1996-97	Chris Pronger	15	1986-87	Charlie Bourgeois	16
2007-08	David Perron	16	1995-96	Dale Hawerchuk	5	1985-86	Rob Ramage	18
2006-07	Barret Jackman	20		Al MacInnis	5	1984-85	Tim Bothwell	27
2005-06	Trent Whitfield	-3	1994-95	Steve Duchesne	29	1983-84	Tim Bothwell	22
2003-04	Petr Cajanek	12	1993-94	Kevin Miller	6	1982-83	Andre Dore	9
	Eric Weinrich	12	1992-93	Brendan Shanahan	10			



ST. LOUIS BLUES ALL-TIME OFFENSIVE LEADERS

GAMES PLAYED

1	Bernie Federko	927
2	Brian Sutter	779
3	Brett Hull	744
4	Barret Jackman	723
5	Garry Unger	662
6	Bob Plager	615
7	Barclay Plager	614
8	Al MacInnis	613
9	Larry Patey	603
10	Chris Pronger	598

POINTS

1	Bernie Federko	1,073
2	Brett Hull	936
3	Brian Sutter	636
4	Garry Unger	575
5	Pavol Demitra	493
6	Al MacInnis	452
7	Keith Tkachuk	427
8	Red Berenson	412
9	David Backes	357
10	Chris Pronger	356

GOALS

1	Brett Hull	527
2	Bernie Federko	352
3	Brian Sutter	303
4	Garry Unger	292
5	Keith Tkachuk	208
6	Pavol Demitra	204
7	Red Berenson	172
8	Jorgen Pettersson	161
9	David Backes	159
10	Brendan Shanahan	156

ASSISTS

1	Bernie Federko	721
2	Brett Hull	409
3	Brian Sutter	333
4	Al MacInnis	325
5	Pavol Demitra	289
6	Garry Unger	283
7	Chris Pronger	272
8	Red Berenson	240
9	Rob Ramage	229
10	Adam Oates	228

PENALTY MINUTES

1	Brian Sutter	1,786
2	Kelly Chase	1,497
3	Barclay Plager	1,115
4	Barret Jackman	979
5	Chris Pronger	931
6	Rob Ramage	898
7	Bob Gassoff	866
8	Perry Turnbull	829
9	David Backes	782
10	Bob Plager	762

HAT TRICKS

1	Brett Hull	27
2	Bernie Federko	11
3	Garry Unger	7
	Brian Sutter	7
5	Jorgen Pettersson	6
	Brendan Shanahan	6
7	Red Berenson	5
8	Pavol Demitra	3
	Mark Hunter	3
	Pierre Plante	3
	Wayne Babych	3
	Pierre Turgeon	3

ALL-TIME TEAM & INDIVIDUAL RECORDS & STATS

ST. LOUIS BLUES ALL-TIME OFFENSIVE LEADERS

GAME WINNING GOALS

1	Brett Hull	70
2	Pavol Demitra	45
3	Garry Unger	40
	Bernie Federko	40
5	Red Berenson	29
	Brian Sutter	29
	Keith Tkachuk	29
8	Brad Boyes	26
9	Pierre Turgeon	25
10	Brendan Shanahan	24
	Alexander Steen	24

GAME TYING GOALS

1	Garry Unger	19
2	Red Berenson	15
	Bernie Federko	15
4	Brian Sutter	11
5	Wayne Babych	9
6	Pierre Plante	8
	Frank St. Marseille	8
	Gary Sabourin	8
9	Jorgen Pettersson	7
	Jim Roberts	7
	Brett Hull	7

POWER PLAY GOALS

1	Brett Hull	195
2	Bernie Federko	116
3	Brian Sutter	107
4	Keith Tkachuk	96
5	Garry Unger	86
6	Al MacInnis	64
7	Pavol Demitra	63
8	Red Berenson	53
9	Brendan Shanahan	52
10	Joe Mullen	50

SHORT HANDED GOALS

1	Larry Patey	23
2	Brett Hull	18
3	Rick Meagher	13
4	Chuck Lefley	10
	Scott Pellerin	10
6	Bill McCreary	9
	Brendan Shanahan	9
	Craig Conroy	9
	Terry Crisp	9
10	Dallas Drake	8

SHOTS ON GOAL

1	Brett Hull	3,367
2	Garry Unger	2,473
3	Al MacInnis	2,266
4	Bernie Federko	1,968
5	Brian Sutter	1,686
6	Red Berenson	1,563
7	Keith Tkachuk	1,478
8	Rob Ramage	1,420
9	Pavol Demitra	1,382
10	Gary Sabourin	1,357



ST. LOUIS BLUES ALL-TIME GOALTENDING LEADERS

GAMES PLAYED

1	Mike Liut	347
2	Curtis Joseph	280
3	Grant Fuhr	249
4	Greg Millen	209
5	Jaroslav Halak	159
6	Rick Wamsley	154
7	Brent Johnson	143
8	Glenn Hall	140
	Manny Legace	140
10	Ed Staniowski	137

WINS

1	Mike Liut	151
2	Curtis Joseph	137
3	Grant Fuhr	108
4	Greg Millen	85
5	Jaroslav Halak	83
6	Brent Johnson	76
7	Rick Wamsley	75
8	Roman Turek	66
9	Manny Legace	63
10	Vince Riendeau	58
	Glenn Hall	58

SHUTOUTS

1	Jaroslav Halak	20
2	Brian Elliott	16
	Glenn Hall	16
4	Roman Turek	13
5	Brent Johnson	12
6	Grant Fuhr	11
7	Manny Legace	10
	Jacques Plante	10
	Mike Liut	10
10	Greg Millen	9

ASSISTS

1	Curtis Joseph	17
2	Mike Liut	7
3	Brent Johnson	5
	Grant Fuhr	5
5	Yves Belanger	4
6	Jaroslav Halak	3
	Glenn Hall	3
	Greg Millen	3
	Vincent Riendeau	3
	Ed Staniowski	3
	Ernie Wakely	3

MINUTES PLAYED

1	Mike Liut	20,010
2	Curtis Joseph	15,987
3	Grant Fuhr	14,093
4	Greg Millen	12,375
5	Jaroslav Halak	9,092
6	Rick Wamsley	9,064
7	Brent Johnson	8,056
8	Glenn Hall	7,983
9	Manny Legace	7,639
10	Ed Staniowski	7,504

GOALS AGAINST AVERAGE

1	Brian Elliott	1.86
2	Jacques Plante	2.07
3	Roman Turek	2.10
4	Jamie McLennan	2.21
5	Jaroslav Halak	2.23
6	Brent Johnson	2.26
7	Chris Osgood	2.34
8	Glenn Hall	2.43
9	Chris Mason	2.47
10	Fred Brathwaite	2.51

*Minimum 25 Games Played

ALL-TIME TEAM & INDIVIDUAL RECORDS & STATS

ST. LOUIS BLUES ALL-TIME TEAM RECORDS

SEASON HIGHS

POINTS, ONE SEASON:	114 - 1999-2000 (51-20-11)
HOME POINTS, ONE SEASON:	65 - 2011-12 (30-6-5)
ROAD POINTS, ONE SEASON:	58 - 1999-2000 (27-10-4)
WINS, ONE SEASON:	52 - 2013-2014
HOME WINS, ONE SEASON:	30 - 2011-12
ROAD WINS, ONE SEASON:	27 - 1999-2000
OVERTIME WINS, ONE SEASON:	11 - 2003-04
LOSSES, ONE SEASON:	50 - 1978-79
HOME LOSSES, ONE SEASON:	23 - 2005-06
ROAD LOSSES, ONE SEASON:	30 - 1978-79
OVERTIME LOSSES, ONE SEASON:	8 - 2007-08
TIES, ONE SEASON:	19 - 1970-71
SHOOTOUT WINS ONE SEASON	9 - 2013-14
SHOOTOUT LOSSES ONE SEASON	10 - 2011-12
HOME TIES, ONE SEASON:	9 - (3x) (last 1995-96)
ROAD TIES, ONE SEASON:	14 - 1980-81
SHUTOUTS, ONE SEASON:	15 - 2011-12
TIMES SHUTOUT, ONE SEASON:	9 - (2x) (last 2003-04)
CONSECUTIVE SHUTOUT GAMES, FOR:	3 - (2x) (last Apr. 7 - Apr. 11, 2012-13)
CONSECUTIVE SHUTOUT GAMES, AGAINST:	2 - (13x) (last Apr. 11 and Apr. 13, 2013-14)
POINTS SCORED, ONE SEASON:	929 - 1980-81
GOALS, ONE SEASON:	352 - 1980-81
GOALS AGAINST, ONE SEASON:	349 - 1981-82
20-OR-MORE GOAL SCORERS, ONE SEASON:	10 - 1980-81
30-OR-MORE GOAL SCORERS, ONE SEASON:	5 - 1980-81
40-OR-MORE GOAL SCORERS, ONE SEASON:	2 - (2x) (last 1993-94)
50-OR-MORE GOAL SCORERS, ONE SEASON:	2 - (2x) (last 1993-94)
60-OR-MORE GOAL SCORERS, ONE SEASON:	1 - 1989-90, 1990-91, 1991-92
70-OR-MORE GOAL SCORERS, ONE SEASON:	1 - 1989-90, 1990-91, 1991-92
80-OR-MORE GOAL SCORERS, ONE SEASON:	1 - 1990-91
POWER PLAY GOALS, ONE SEASON:	86 - 1993-94
POWER PLAY GOALS AGAINST, ONE SEASON:	98 - 1975-76
SHORT HAND GOALS, ONE SEASON:	21 - 1975-76
SHORT HAND GOALS AGAINST, ONE SEASON:	18 - 1990-91
ASSISTS, ONE SEASON:	577 - 1980-81
PENALTY MINUTES, ONE SEASON:	2,041 - 1991-92
PENALTIES, ONE SEASON:	707 - 1987-88 (582 minors, 99 majors, 26 misconducts)
MINORS, ONE SEASON:	582 - 1987-88, 1995-96
MAJORS, ONE SEASON:	99 - 1987-88
MISCONDUCTS, ONE SEASON:	50 - 1991-91

SEASON LOWS

POINTS, ONE SEASON:	48 - 1978-79 (18-50-12)
HOME POINTS, ONE SEASON:	30 - 2005-06 (12-23-6)
ROAD POINTS, ONE SEASON:	14 - 1978-79 (4-30-6)
WINS, ONE SEASON:	18 - 1978-79
HOME WINS, ONE SEASON:	12 - (2x) (last 2005-06)
ROAD WINS, ONE SEASON:	4 - 1978-79
LOSSES, ONE SEASON:	18 - 1980-81 (15 - 1994-95*)
HOME LOSSES, ONE SEASON:	7 - 1970-71, 1980-81 (6 - 1994-95*)
ROAD LOSSES, ONE SEASON:	10 - 1999-2000, (9 - 2012-13* and 1994-95*)
TIES, ONE SEASON:	7 - 1983-84 (5 - 1994-95*)
HOME TIES, ONE SEASON:	1 - 2001-02
ROAD TIES, ONE SEASON:	3 - 1985-86, 1993-94 (1994-95*) 1997-98
SHOOTOUT WINS ONE SEASON	3 - 2007-08
SHOOTOUT LOSSES ONE SEASON	3 - 2013-14 (1 - 2012-13*)
SHUTOUTS, ONE SEASON:	none - 1986-87
TIMES SHUTOUT, ONE SEASON:	none - 1981-82
SCORING POINTS, ONE SEASON:	454 - 1967-68 (344 - 2012-13*)
GOALS, ONE SEASON:	177 - 1967-68 (129 - 2012-13*)
GOALS AGAINST, ONE SEASON:	155 - 2011-12 (115 - 2012-13*)
POWER PLAY GOALS, ONE SEASON:	39 - 1972-73 (29 - 2012-13*)
POWER PLAY GOALS AGAINST, ONE SEASON:	37 - 1967-68 (23 - 2012-13*)
SHORT HAND GOALS, ONE SEASON:	2 - 1977-78
SHORT HAND GOALS AGAINST, ONE SEASON:	1 - 1972-73
ASSISTS, ONE SEASON:	277 - 1967-68 (220 - 2012-13*)
PENALTY MINUTES, ONE SEASON:	792 - 1967-68 (531 - 2012-13*)
PENALTIES, ONE SEASON:	324 - 1967-68 (297 minors, 16 majors, 12 misconducts) (214 - 2012-13*)
MINORS, ONE SEASON:	250 - 1977-78 (180 - 2012-13*)
MAJORS, ONE SEASON:	16 - (2x) (last 1968-69)
MISCONDUCTS, ONE SEASON:	8 - 1979-80 (3 - 2012-13*)

*Denotes Lock-Out Season



ST. LOUIS BLUES ALL-TIME TEAM RECORDS

STREAKS

LONGEST WINNING STREAK, REGULAR SEASON:	10 games - 2001-02 (Jan. 3 - Jan. 23)
LONGEST WINNING STREAK, INCLUDING PLAYOFFS:	10 games - 1968-69 (March 26 - April 21) 2 regular season, 8 playoff games
LONGEST HOME WINNING STREAK:	9 games - 1990-91 (Jan. 26 - Feb. 26)
LONGEST ROAD WINNING STREAK:	10 games - 1999-2000 (Jan. 1 - March 2)
LONGEST POINT STREAK	12 games - (2x) (last 2000-01, Nov. 24 - Dec. 26) (11-0-1)
LONGEST HOME POINT STREAK	21 games - 2011-12 (Dec. 6 - Feb. 18) (18-0-3)
LONGEST ROAD POINT STREAK	11 games - 1999-00 (Jan. 21 - Mar. 4) (10-0-1)
LONGEST UNDEFEATED STREAK:	12 games - (2x) (last 2000-01, Nov. 24 - Dec. 26) (11-0-1)
LONGEST HOME UNDEFEATED STREAK:	11 games - (4x) (last 1993-94, Oct. 7 - Nov. 26) (7-0-4)
LONGEST ROAD UNDEFEATED STREAK:	11 games - 1999-2000 (Jan. 1 - March 4) (10-0-1)
LONGEST LOSING STREAK:	13 games - 2005-06 (March 16-April 8)
LONGEST HOME LOSING STREAK:	7 games - (2x) (last 2006-07, Nov. 25 - Dec. 17) (0-6-1)
LONGEST ROAD LOSING STREAK:	10 games - (3x) (last 2007-08, Feb. 16 - March 15) (2005-06, Dec. 29 - Feb. 1) (1981-82, Jan. 20 - March 8)
LONGEST WINLESS STREAK:	13 games - 2005-06 (March 16-April 8) (0-10-3)
LONGEST HOME WINLESS STREAK:	7 games - (3x) (last 2006-07, Nov. 25 - Dec. 17) (0-6-1)
LONGEST ROAD WINLESS STREAK:	17 games - 1973-74 (Jan. 23 - April 7) (0-14-3)
LONGEST STREAK OF GAMES TIED:	3 games - (8x) (last 1995-96, Jan. 11 - 14)
LONGEST STREAK OF HOME GAMES TIED:	3 games - (2x) (last 1984-85, Dec. 4 - 11)
LONGEST STREAK OF ROAD GAMES TIED:	5 games - 1967-68 (Jan. 10 - 25)
LONGEST STREAK OF SHOOTOUT GAMES:	2 games - (9x) (last Feb. 1-4, 2013-14)
LONGEST NON-SHUTOUT STREAK:	119 games - April 5, 1981 - Dec. 28, 1982
MOST CONSECUTIVE GAMES SHUTOUT OPPONENT:	3 games - (2x) (Apr. 7 - Apr. 11, 2012-13)
MOST CONSECUTIVE GAMES SHUTOUT OPPONENT HOME:	3 games - Dec. 1 - Dec. 6, 1988-89
MOST CONSECUTIVE GAMES SHUTOUT OPPONENT ROAD:	3 games - (2x) (Apr. 7 - Apr. 11, 2012-13)
LONGEST SEQUENCE BLUES SHUTOUT OPPONENT:	215:56 consecutive minutes, Apr. 7 - Apr. 12, 2012-13
LONGEST SEQUENCE BLUES SHUTOUT OPPONENT HOME:	210:29 consecutive minutes, Nov. 26 - Dec. 8, 1988-89
LONGEST SEQUENCE BLUES SHUTOUT OPPONENT ROAD:	204:03 consecutive minutes, Apr. 7 - Apr. 12, 2012-13
LONGEST SEQUENCE OPPONENTS SHUTOUT BLUES:	187:44 consecutive minutes, Feb. 8 - Mar. 2, 2014

HIGHS

GOALS, BLUES, ONE GAME:	11 - St. Louis 11 at Ottawa 1 - Feb. 26, 1994
GOALS AGAINST, ONE GAME:	11 - (2x) (last Nov. 25, 1992 at Detroit)
GOALS, BOTH TEAMS, ONE GAME:	18 - Jan. 27, 1984 vs. Minnesota
GOALS, BOTH TEAMS, ONE PERIOD:	10 - March 15, 1988 vs. Chicago (3rd period)
GOALS, BLUES, ONE PERIOD:	6 - (3x) (last Feb. 23, 1991 vs. Boston) (3rd period)
GOALS AGAINST, ONE PERIOD:	7 - Nov. 22, 1972 at Pittsburgh (3rd period)
POWER PLAY GOALS, BLUES, ONE GAME:	5 - Jan. 25, 1991 at Detroit
POWER PLAY GOALS AGAINST, ONE GAME:	5 - (2x) (last Dec. 30, 2003 vs. Philadelphia)
MOST SHORT HAND GOALS, ONE GAME:	3 - Dec. 22, 1990 vs. Chicago
SHOTS, BLUES, ONE GAME:	61 - Feb. 14, 1970 vs. Los Angeles
SHOTS, OPPONENTS, ONE GAME:	54 - (3x) (last March 2, 1992 at Vancouver)
SHOTS, BLUES, ONE PERIOD:	27 - Dec. 29, 1984 vs. N.Y. Islanders (3rd period)
SHOTS, OPPONENTS, ONE PERIOD:	27 - March 2, 1992 at Vancouver (3rd period)
SHOTS, BOTH TEAMS, ONE GAME:	96 - Washington (42) at St. Louis (54), Feb. 27, 1992
SHOTS, BOTH TEAMS, ONE OVERTIME GAME:	93 - N.Y. Rangers (42) at St. Louis (51), Jan. 12, 1985
SHOTS, BOTH TEAMS, ONE PERIOD:	38 - Atlanta (17) at St. Louis (21), Oct. 25, 1975 (3rd period)
LARGEST SHOT DIFFERENTIAL, ONE GAME:	39 - Anaheim (14) at St. Louis (53), Oct. 11, 2010
PENALTY MINUTES, BOTH TEAMS, ONE GAME:	278 - March 17, 1991 at Chicago (24 minors, 12 majors, 17 misconducts)

FEWEST

SHOTS, BLUES, ONE GAME:	10 - Nov. 27, 1977 at Boston
SHOTS, OPPONENTS, ONE GAME:	9 - (2x) (last Dec. 15, 2001 vs. Calgary)
SHOTS, BLUES, ONE PERIOD:	0 - (2x) (last Jan. 22, 2000 vs. N.Y. Rangers) (1st period)
SHOTS, OPPONENTS, ONE PERIOD:	0 - Feb. 26, 1997 at San Jose (3rd period)
SHOTS, BOTH TEAMS, ONE GAME:	31 - St. Louis (16) at Philadelphia (15), Nov. 17, 1988
SHOTS, BOTH TEAMS, ONE PERIOD:	5 - (2x) (last Jan. 12, 1974 St. Louis (3) at Buffalo (2)) (3rd period)

MISCELLANEOUS

LARGEST MARGIN OF VICTORY:	10 - 11-1 at Ottawa, Feb. 26, 1994
LARGEST MARGIN OF DEFEAT:	9 - 1-10 at Detroit, Nov. 16, 1977
HIGHEST TIE SCORE:	8-8 - at Detroit, Oct. 14, 1988
MOST POINTS, BLUES, ONE GAME:	29 - vs. Toronto, Jan. 15, 1986, 10-1 W (10 goals - 19 assists)
LARGEST MARGIN OF SHOTS:	39 - vs. Anaheim, Oct. 11, 2010 - 5-1 W (STL 53 shots - ANA 14 shots)

ALL-TIME TEAM & INDIVIDUAL RECORDS & STATS

ST. LOUIS BLUES ALL-TIME INDIVIDUAL RECORDS

GAMES PLAYED

MOST GAMES:	927 – Bernie Federko
MOST GAMES, INCLUDING PLAYOFFS:	1,018 – Bernie Federko, 1976-77 through 1987-88, 927 regular season games, 91 playoff games
MOST CONSECUTIVE GAMES:	662 – Garry Unger
MOST GAMES, ONE SEASON:	84 – Craig Janney, Rich Sutter, Garth Butcher, 1992-93

GOALS

MOST GOALS, CAREER:	527 – Brett Hull
MOST GOALS, ONE SEASON:	86 – Brett Hull, 1990-91
MOST GOALS, ONE SEASON, ROOKIE:	37 – Jorgen Pettersson, 1980-81
MOST GOALS, ONE SEASON, CENTER:	42 – Doug Gilmour, 1986-87
MOST GOALS, ONE SEASON, LEFT WING:	52 – Brendan Shanahan, 1993-94
MOST GOALS, ONE SEASON, RIGHT WING:	86 – Brett Hull, 1990-91
MOST GOALS, ONE SEASON, DEFENSESMAN:	25 – Jeff Brown, 1992-93
MOST GOALS, ONE GAME:	6 – Red Berenson, Nov. 7, 1968 at Philadelphia
MOST GOALS, ONE PERIOD:	4 – Red Berenson, Nov. 7, 1968 at Philadelphia (2nd period)
MOST THREE GOAL GAMES, ONE SEASON:	8 – Brett Hull, 1991-92
MOST CONSECUTIVE THREE GOAL GAMES:	2 – Brett Hull, 1990-91 (Oct. 24 at Toronto & Oct. 25 vs. Toronto)
MOST POWER PLAY GOALS, ONE SEASON:	29 – Brett Hull, 1990-91 & 1992-93
MOST POWER PLAY GOALS, ONE SEASON, DEFENSESMAN:	12 – Jeff Brown, 1992-93
MOST POWER PLAY GOALS, ONE GAME:	4 – Scott Mellanby, March 6, 2003 vs. Phoenix
MOST SHORT HAND GOALS, ONE SEASON:	8 – (2 players) (last, Larry Patey, 1980-81)
MOST SHORT HAND GOALS, ONE GAME:	2 – (2 players) (last Michal Handzus, Feb. 15, 2000 vs. Atlanta)
MOST GAME WINNING GOALS, ONE SEASON:	12 – Brett Hull, 1989-90
MOST OVERTIME GOALS, ONE SEASON:	3 – Doug Weight 2003-04
MOST OVERTIME GOALS, CAREER:	7 – Pavol Demitra

ASSISTS

MOST ASSISTS, CAREER:	721 – Bernie Federko
MOST ASSISTS, ONE SEASON:	90 – Adam Oates, 1990-91
MOST ASSISTS, ONE SEASON, ROOKIE:	37 – Tony Hrkac, 1987-88
MOST ASSISTS, ONE SEASON, CENTER:	90 – Adam Oates, 1990-91
MOST ASSISTS, ONE SEASON, LEFT WING:	51 – Brian Sutter, 1983-84
MOST ASSISTS, ONE SEASON, RIGHT WING:	52 – (2 players) (last, Pavol Demitra, 1998-99)
MOST ASSISTS, ONE SEASON, DEFENSESMAN:	56 – Rob Ramage, 1985-86
MOST ASSISTS, ONE SEASON, GOALTENDER:	9 – Curtis Joseph, 1991-92
MOST ASSISTS, ONE GAME:	5 – (4 players) (last, Dallas Drake, Oct. 29, 2003 at Detroit)
MOST ASSISTS, ONE PERIOD:	4 – (2 players) (last, Rik Wilson, Jan 16, 1982 vs. Chicago)

POINTS

MOST POINTS, CAREER:	1,073 – Bernie Federko
MOST POINTS, ONE SEASON:	131 – Brett Hull, 1990-91
MOST POINTS, ONE SEASON, ROOKIE:	73 – Jorgen Petterson, 1980-81
MOST POINTS, ONE SEASON, CENTER:	115 – Adam Oates, 1990-91
MOST POINTS, ONE SEASON, LEFT WING:	102 – Brendan Shanahan, 1993-94
MOST POINTS, ONE SEASON, RIGHT WING:	131 – Brett Hull, 1990-91
MOST POINTS, ONE SEASON, DEFENSESMAN:	78 – Jeff Brown, 1992-93
MOST POINTS, ONE GAME:	7 – (2 players) (last, Garry Unger (3g, 4a), March 13, 1970 vs. Buffalo)

FASTEST GOALS

FASTEST GOAL FROM START OF GAME (HOME):	8 seconds – Alex Steen, Mar. 16, 2010 vs. Colorado
FASTEST GOAL FROM START OF GAME (ROAD):	8 seconds – Greg Paslawski, Oct. 29, 1985 at Washington
FASTEST GOAL FROM START OF PERIOD:	7 seconds – Garry Unger, Dec. 8, 1974 at Washington, (2nd period)
FASTEST WINNING GOAL:	12 seconds – Nick Harbaruk, Nov. 17, 1973 vs. N.Y. Islanders, (1st period)
FASTEST TWO GOALS, ONE PLAYER:	8 seconds – Joe Mullen, Jan. 5, 1982 vs. Minnesota
FASTEST TWO GOALS, TWO DIFFERENT PLAYERS:	6 seconds – David Backes and Andy McDonald, Oct. 11, 2010 vs. Anaheim
FASTEST THREE GOALS, THREE DIFFERENT PLAYERS:	49 seconds – I. Laperriere, E. Tikkanen & A. Creighton, April 3, 1995 vs. Toronto, (2nd period)



ST. LOUIS BLUES ALL-TIME INDIVIDUAL RECORDS

GOALTENDING

MOST GAMES, CAREER:	347 - Mike Liut
MOST GAMES, ONE SEASON:	79 - Grant Fuhr, 1995-96
MOST CONSECUTIVE STARTS, ONE SEASON:	76 - Grant Fuhr, 1995-96**
MOST MINUTES PLAYED, CAREER:	20,010 - Mike Liut
MOST MINUTES PLAYED, ONE SEASON:	4,365 - Grant Fuhr, 1995-96
MOST GOALS AGAINST, CAREER:	1,149 - Mike Liut
MOST GOALS AGAINST, ONE SEASON:	250 - Mike Liut, 1981-82
MOST SHOTS AGAINST, ONE SEASON:	2,382 - Curtis Joseph, 1993-94
MOST SHOTS SAVED, ONE SEASON:	2,169 - Curtis Joseph, 1993-94
HIGHEST SAVE PERCENTAGE, ONE SEASON (MINIMUM 25 GAMES PLAYED)	.940% - Brian Elliott, 2011-12
MOST WINS, CAREER:	151 - Mike Liut
MOST WINS, ONE SEASON:	42 - Roman Turek, 1999-2000
FASTEST GOALTENDER TO WIN 100 GAMES:	Curtis Joseph - (100 wins in 209 games)
LOWEST GOALS AGAINST AVERAGE, ONE SEASON:	1.56 - Brian Elliott, 2011-2012
MOST SHUTOUTS, CAREER:	20 - Jaroslav Halak
MOST SHUTOUTS, ONE SEASON:	9 - Brian Elliott, 2011-12
MOST CONSECUTIVE SHUTOUT GAMES:	3 - (3X), last, Brian Elliott, Apr. 7 - Apr. 11, 2012-13
MOST CONSECUTIVE SHUTOUT GAMES HOME:	3 - Greg Millen, Dec. 1 - Dec. 6, 1988-89
MOST CONSECUTIVE SHUTOUT GAMES ROAD:	3 - Brian Elliott, Apr. 7 - Apr. 21, 2012-13
MOST CONSECUTIVE MINUTES PLAYED WITHOUT ALLOWING A GOAL:	241:33 - Brian Elliott, March 15 - April 4, 2011-12
MOST CONSECUTIVE MINUTES PLAYED WITHOUT ALLOWING A GOAL HOME:	202:52 - Greg Millen, Nov. 24 - Dec. 8, 1988-89
MOST CONSECUTIVE MINUTES PLAYED WITHOUT ALLOWING A GOAL ROAD:	201:19 - Brian Elliott, Apr. 7, 2013 - Apr. 21, 2013
MOST CONSECUTIVE GAMES WON:	10 - Brent Johnson, 2001-02 (Jan. 3 - Jan. 23)
MOST CONSECUTIVE GAMES UNBEATEN:	10 - Brent Johnson, 2001-02 (Jan. 3 - Jan. 23)
MOST CONSECUTIVE GAMES TIED:	3 - Curtis Joseph, 1991-92 (Oct. 26-Oct. 30)

** NHL Record

PENALTIES

MOST PENALTY MINUTES, CAREER:	1,786 - Brian Sutter
MOST PENALTY MINUTES, ONE SEASON:	306 - Bob Gassoff, 1975-76
MOST PENALTY MINUTES, ONE SEASON, CENTER:	183 - Bob Bassen, 1990-91
MOST PENALTY MINUTES, ONE SEASON, LEFT WING:	254 - Brian Sutter, 1982-83
MOST PENALTY MINUTES, ONE SEASON, RIGHT WING:	278 - Kelly Chase, 1993-94
MOST PENALTY MINUTES, ONE SEASON, ROOKIE:	244 - Kelly Chase, 1989-90
MOST MINORS, ONE SEASON:	73 - Bob Gassoff, 1975-76
MOST MAJORS, ONE SEASON:	26 - Brian Sutter, 1980-81
MOST MISCONDUCTS, ONE SEASON:	10 - Steve Durban, 1972-73
MOST PENALTY MINUTES, ONE GAME:	57 - Reed Low, Feb. 28, 2002 at Calgary
MOST PENALTY MINUTES, ONE PERIOD:	57 - Reed Low, Feb. 28, 2002 at Calgary (2nd period)

HIGHS

MOST SEASONS:	13 - Bernie Federko, 1976-77 through 1988-89
MOST CONSECUTIVE GAMES, SCORING POINTS:	25 - Brett Hull, 1991-92, Nov. 28 - Jan. 23 (31 goals - 15 assists = 46 pts.)
MOST CONSECUTIVE GAMES, SCORING GOALS:	10 - (2x) last, Brett Hull, Dec. 19, 1991 to Jan. 8, 1992
MOST CONSECUTIVE GAMES, RECORDING ASSISTS:	12 - Pierre Turgeon, Dec. 4 - 30, 1999
MOST CONSECUTIVE GAMES SCORING GOALS FROM START OF SEASON:	6 - Keith Tkachuk, Oct. 10-Oct. 22, 2008 (7 goals total)
MOST SHOTS, ONE SEASON:	408 - Brett Hull, 1991-92
MOST SHOTS, ONE GAME:	13 - (3 players) (last, Al MacInnis, April 3, 1996 vs. N.Y. Islanders)
MOST 20-OR-MORE GOAL SEASONS:	11 - Bernie Federko, 1978-79 through 1988-89
MOST CONSECUTIVE 20-OR-MORE GOAL SEASONS:	11 - Bernie Federko, 1978-79 through 1988-89
MOST 30-OR-MORE GOAL SEASONS:	8 - Brett Hull (1988-94 & 1995-97) Garry Unger (1971-79)
MOST CONSECUTIVE 30-OR-MORE GOAL SEASONS:	8 - Garry Unger (1971-79)
MOST 40 OR MORE GOAL SEASONS:	8 - Brett Hull (1988-94 & 1995-97)
MOST CONSECUTIVE 40-OR-MORE GOAL SEASONS:	6 - Brett Hull (1988-94)
MOST 50 OR MORE GOAL SEASONS:	5 - Brett Hull (1989-94)
MOST CONSECUTIVE 50-OR-MORE GOAL SEASONS:	5 - Brett Hull (1989-94)
MOST 60-OR-MORE GOAL SEASONS:	3 - Brett Hull (1989-92)
MOST CONSECUTIVE 60-OR-MORE GOAL SEASONS:	3 - Brett Hull (1989-92)
MOST 70-OR-MORE GOAL SEASONS:	3 - Brett Hull (1989-92)
MOST CONSECUTIVE 70-OR-MORE GOAL SEASONS:	3 - Brett Hull (1989-92)
MOST 80-OR-MORE GOAL SEASONS:	1 - Brett Hull (1990-91)
MOST 100 OR MORE POINT SEASONS:	4 - Brett Hull & Bernie Federko
MOST CONSECUTIVE 100-OR-MORE POINT SEASONS:	4 - Brett Hull (1989-1993)

BLUES HISTORY

ST. LOUIS BLUES MANAGEMENT HISTORY

ST. LOUIS BLUES OWNERS

Tom Stillman and Partners	2012-Present
Dave Checketts and SCP Worldwide	2006 - 2012
Bill Laurie	1999 - 2006
Kiel Center Partners	1991 - 1999
Mike Shanahan	1986 - 1991
Harry Ornest	1983 - 1986
Ralston Purina	1977 - 1983
Sidney Salomon Jr. & Sidney Salomon III	1966 - 1977

ST. LOUIS BLUES PRESIDENTS

Chris Zimmerman	2014-Present
Doug Armstrong	2013-Present
Bruce Affleck	2013-2014
John Davidson	2006 - 2011
Mark Sauer	1996 - 2006
Jack Quinn	1986 - 1996
Harry Ornest	1983 - 1986
Emile Francis	1977 - 1983
Sidney Salomon, III	1973 - 1977
Sidney Salomon, Jr.	1967 - 1973

ST. LOUIS BLUES HEAD COACHES

Ken Hitchcock	Nov. 6, 2011 - Present
Davis Payne	Jan. 2, 2010 - Nov. 6, 2011
Andy Murray	Dec. 12, 2006 - Jan. 2, 2010
Mike Kitchen	Feb. 24, 2004 - Dec. 11, 2006
Joel Quenneville	Jan. 6, 1997 - Feb. 24, 2004
Jim Roberts	Dec. 19, 1996 - Jan. 6, 1997
Mike Keenan	July 17, 1994 - Dec. 19, 1996
Bob Berry	Oct. 29, 1992 - July 17, 1994
Bob Plager	May 1, 1992 - Oct. 29, 1992
Brian Sutter	June 20, 1988 - May 1, 1992
Jacques Martin	June 26, 1986 - May 17, 1988
Jacques Demers	Aug. 17, 1983 - June 13, 1986
Barclay Plager	Dec. 14, 1982 - April 11, 1983
Emile Francis	Mar. 8, 1982 - Dec. 14, 1982
Red Berenson	Dec. 8, 1979 - Mar. 8, 1982
Barclay Plager	Feb. 16, 1978 - Dec. 8, 1979
Leo Boivin	Aug. 5, 1977 - Feb. 16, 1978
Emile Francis	Sept. 14, 1976 - Aug. 5, 1977
Leo Boivin	Jan. 5, 1976 - Sept. 14, 1977
Lynn Patrick	Dec. 14, 1975 - Jan. 5, 1976
Garry Young	Nov. 4, 1974 - Dec. 14, 1975
Lynn Patrick	Oct. 30, 1974 - Nov. 4, 1974
Lou Angotti	Feb. 16, 1974 - Oct. 30, 1974
Jean-Guy Talbot	Nov. 9, 1972 - Feb. 16, 1974
Al Arbour	Dec. 25, 1971 - Nov. 9, 1972
Bill McCreary	Oct. 31, 1971 - Dec. 25, 1971
Sid Abel	May 7, 1971 - Oct. 31, 1971
Scotty Bowman	Feb. 8, 1971 - April 30, 1971
Al Arbour	June 5, 1970 - Feb. 8, 1971
Scotty Bowman	Nov. 22, 1967 - June 5, 1970
Lynn Patrick	Oct. 11, 1967 - Nov. 22, 1967

ST. LOUIS BLUES GENERAL MANAGERS

Doug Armstrong	2010-Present
Larry Pleau	1997 - 2010
Ronald Caron	1996 - 1997
Mike Keenan	1994 - 1996
Ronald Caron	1983 - 1994
Emile Francis	1976 - 1983
Denis Ball	1975 - 1976
Gerry Ehman	1974 - 1975
Charles Catto	1973 - 1974
Sid Abel	1972 - 1973
Lynn Patrick	1971 - 1972
Scotty Bowman	1968 - 1971
Lynn Patrick	1967 - 1968

ST. LOUIS BLUES CAPTAINS

David Backes	2011 - present
Eric Brewer	2008 - 2011
Dallas Drake	2005 - 2007
Al MacInnis	2002 - 2004
Chris Pronger	1997 - 2002
No captain, three alternate captains	1996 - 1997
Wayne Gretzky	1996 - 1996
Shayne Corson	1995 - 1996
Brett Hull	1992 - 1995
Garth Butcher	1991 - 1992
Scott Stevens	1990 - 1991
Rick Meagher	1989 - 1990
Bernie Federko	1988 - 1989
Brian Sutter	1979 - 1988
Barry Gibbs	1978 - 1979
Red Berenson	1977 - 1978
Appointment game by game basis	1976 - 1977
Barclay Plager	1972 - 1976
Barclay Plager (after trade)	1970 - 1972
Bob Plager (after trade)	1970 - 1972
Frank St. Marseille (after trade)	1970 - 1972
Garry Unger (after trade)	1970 - 1972
Red Berenson (until trade)	1970 - 1971
Al Arbour	1967 - 1970



ST. LOUIS BLUES ALL-TIME COACHING REGISTER

COACH	YEAR	W	L	T	OTL	PTS	PCTG.
Ken Hitchcock	2013-14	52	23	--	7	111	.677
Ken Hitchcock	2012-13	29	17	--	2	60	.625
Ken Hitchcock	2011-12	43	15	--	11	97	.702
Davis Payne	2011-12	6	7	--	0	12	.461
Davis Payne	2010-11	38	33	--	11	87	.530
Davis Payne	2009-10	23	15	--	4	50	.595
Andy Murray	2009-10	17	17	--	6	40	.500
Andy Murray	2008-09	41	31	--	10	92	.561
Andy Murray	2007-08	33	36	--	13	79	.482
Andy Murray	2006-07	27	18	--	9	63	.583
Mike Kitchen	2006-07	7	17	--	4	18	.321
Mike Kitchen	2005-06	21	46	--	15	57	.348
Mike Kitchen	2003-04	10	7	4	0	24	.571
Joel Quenneville	2003-04	29	23	7	2	67	.532
Joel Quenneville	2002-03	41	24	11	6	99	.604
Joel Quenneville	2001-02	43	27	8	4	98	.598
Joel Quenneville	2000-01	43	22	12	5	103	.628
Joel Quenneville	1999-00	51	19	11	1	114	.695
Joel Quenneville	1998-99	37	32	13	-	87	.530
Joel Quenneville	1997-98	45	29	8	-	98	.598
Joel Quenneville	1996-97	18	15	7	-	43	.538
Jim Roberts	1996-97	3	3	3	-	9	.500
Mike Keenan	1996-97	15	17	1	-	31	.470
Mike Keenan	1995-96	32	34	16	-	80	.488
Mike Keenan	1994-95	28	15	5	-	61	.635
Bob Berry	1993-94	40	33	11	-	91	.542
Bob Plager	1992-93	4	6	1	-	9	.409
Bob Berry	1992-93	33	30	10	-	76	.521
Brian Sutter	1991-92	36	33	11	-	83	.519
Brian Sutter	1990-91	47	22	11	-	105	.656
Brian Sutter	1989-90	37	34	9	-	83	.519
Brian Sutter	1988-89	33	35	12	-	78	.488
Jacques Martin	1987-88	34	38	8	-	76	.475
Jacques Martin	1986-87	32	33	15	-	79	.494
Jacques Demers	1985-86	37	34	9	-	83	.519
Jacques Demers	1984-85	37	31	12	-	86	.538
Jacques Demers	1983-84	32	41	7	-	71	.444
Emile Francis	1982-83	10	19	3	-	23	.359
Barclay Plager	1982-83	15	21	12	-	42	.438
Red Berenson	1981-82	28	34	6	-	62	.456
Emile Francis	1981-82	4	6	2	-	10	.417
Red Berenson	1980-81	45	18	17	-	107	.669
Red Berenson	1979-80	27	20	9	-	63	.563
Barclay Plager	1979-80	7	14	3	-	17	.354
Barclay Plager	1978-79	18	50	12	-	48	.300
Leo Boivin	1977-78	11	36	7	-	29	.269
Barclay Plager	1977-78	9	11	6	-	24	.462
Emile Francis	1976-77	32	39	9	-	73	.456
Leo Boivin	1975-76	17	17	9	-	43	.500
Garry Young	1975-76	9	15	5	-	23	.397
Lynn Patrick	1975-76	3	5	0	-	6	.375
Garry Young	1974-75	32	26	11	-	75	.543
Lou Angotti	1974-75	2	5	2	-	6	.333
Lynn Patrick	1974-75	1	0	1	-	3	.750
Jean-Guy Talbot	1973-74	22	25	8	-	52	.473
Lou Angotti	1973-74	4	15	4	-	12	.261
Jean-Guy Talbot	1972-73	30	28	7	-	67	.515
Al Arbour	1972-73	2	6	5	-	9	.346
Al Arbour	1971-72	19	19	6	-	44	.500
Sid Abel	1971-72	3	6	1	-	7	.350
Bill McCreary	1971-72	6	14	4	-	16	.333
Al Arbour	1970-71	21	15	14	-	56	.560
Scotty Bowman	1970-71	13	10	5	-	31	.554
Scotty Bowman	1969-70	37	27	12	-	86	.566
Scotty Bowman	1968-69	37	25	14	-	88	.579
Scotty Bowman	1967-68	23	21	14	-	60	.517
Lynn Patrick	1967-68	4	10	2	-	10	.313

BLUES HISTORY

RESULT OF COACH'S FIRST GAME

COACH	DATE	OPPONENT	SCORE	RESULT
Ken Hitchcock	11/8/11	vs. Chicago	3-0	W
Davis Payne	1/2/10	vs. Chicago	3-6	L
Andy Murray	12/12/06	vs. Chicago	2-3	L
Mike Kitchen	2/26/04	@ Colorado	2-2	T
Joel Quenneville	1/7/97	vs. Edmonton	2-5	L
Jim Roberts	12/19/96	vs. Pittsburgh	0-4	L
Mike Keenan	1/20/95	@ San Jose	5-2	W
Bob Berry	10/31/92	vs. Philadelphia	6-4	W
Bob Plager	10/6/92	vs. Minnesota	6-4	W
Brian Sutter	10/6/88	@ Minnesota	8-3	W
Jacques Martin	10/9/86	@ Los Angeles	4-3	W
Jacques Demers	10/4/83	vs. Pittsburgh	5-3	W
Barclay Plager	12/14/82	vs. Winnipeg	4-3	L
Emile Francis	3/9/82	vs. N.Y. Islanders	6-4	L
Red Berenson	12/11/79	vs. Pittsburgh	3-3	T
Barclay Plager	2/18/78	vs. Vancouver	4-3	W
Emile Francis	10/7/76	vs. Chicago	6-4	L
Leo Boivin	1/6/76	vs. N.Y. Rangers	5-2	W
Lynn Patrick	12/14/75	@ Chicago	4-3	W
Garry Young	11/5/74	vs. Los Angeles	4-3	L
Lynn Patrick	10/31/74	@ Los Angeles	1-1	T
Lou Angotti	2/16/73	vs. Minnesota	4-2	L
Jean-Guy Talbot	11/11/72	vs. Toronto	1-0	W
Al Arbour	12/25/71	vs. Buffalo	5-5	T
Bill McCreary	11/3/71	@ Montreal	5-1	L
Sid Abel	10/9/71	vs. Chicago	4-2	L
Scotty Bowman	2/7/71	@ Philadelphia	6-2	W
Al Arbour	10/10/70	vs. N.Y. Rangers	3-1	W
Scotty Bowman	11/22/67	vs. Montreal	3-1	L
Lynn Patrick	10/11/67	vs. Minnesota	2-2	T

HOME OPENERS

DATE	OPPONENT	SCORE	RESULT
10/3/13	Nashville	4-2	W
1/19/13	Detroit	6-0	W
10/8/11	Nashville	2-4	L
10/9/10	Philadelphia	2-1	OTW
10/10/08	Nashville	5-2	W
10/10/02	Anaheim	3-4	L
10/2/99	Phoenix	1-2	L
10/1/97	Buffalo	1-3	L
10/4/96	Colorado	4-2	W
10/7/93	Florida	5-3	W
10/6/92	Minnesota	6-4	W
10/4/83	Pittsburgh	5-3	W
10/6/81	Pittsburgh	6-2	W
10/9/80	Hartford	8-6	W
10/7/76	Chicago	4-6	L
10/7/72	Philadelphia	4-4	T
10/9/71	Chicago	2-4	L
10/10/70	N.Y. Rangers	3-1	W
10/11/69	Chicago	7-2	W
10/11/67	Minnesota	2-2	T

Overall Home Record: 12-6-2

ROAD OPENERS

DATE	OPPONENT	SCORE	RESULT
10/2/09**	Detroit	4-3	W
10/4/07	Phoenix	2-3	L
10/5/06	San Jose	4-5	OTL
10/5/05	Detroit	1-5	L
10/10/03	Phoenix	1-2	OTL
10/4/01	Columbus	4-4	T
10/5/00	Phoenix	1-4	L
10/10/98	Boston	3-3	T
10/7/95	Washington	1-4	L
1/10/95	San Jose	5-2	W
10/5/91	New Jersey	2-7	L
10/4/90	Minnesota	3-2	W
10/5/89	Chicago	8-3	W
10/6/88	Minnesota	8-3	W
10/8/87	Vancouver	2-8	L
10/9/86	Los Angeles	4-3	W
10/12/85	Vancouver	4-3	W
10/11/84	Calgary	4-2	W
10/6/82	Detroit	2-1	W
10/9/79	Vancouver	5-2	W
10/11/78	Detroit	5-4	W
10/12/77	Pittsburgh	2-4	L
10/8/75	Detroit	1-1	T
10/9/74	California	4-4	T
10/10/73	California	1-2	L
10/11/68	Chicago	3-4	L

Overall Road Record: 11-9-6

**Denotes game in Sweden

BLUES ALL-TIME COACHING RECORD

COACH	GAMES	W	L	T	OTL	PCTG.
Joel Quenneville	593	307	191	77	18	.582
Brian Sutter	320	153	124	43	-	.545
Ken Hitchcock	199	124	55	--	20	.673
Andy Murray	258	118	102	--	38	.531
Scotty Bowman	239	110	83	45	-	.554
Jacques Demers	240	106	106	28	-	.500
Red Berenson	204	100	72	32	-	.569
Mike Keenan	163	75	66	22	-	.528
Bob Berry	157	73	63	21	-	.532
Davis Payne	137	67	55	--	15	.543
Jacques Martin	160	66	71	23	-	.484
Jean-Guy Talbot	120	52	53	15	-	.496
Barclay Plager	178	49	96	33	-	.368
Emile Francis	124	46	64	14	-	.427
Al Arbour	107	42	40	25	-	.509
Garry Young	98	41	41	16	-	.500
Mike Kitchen	131	38	70	4	19	.377
Leo Boivin	97	28	53	16	-	.371
Lynn Patrick	26	8	15	3	-	.365
Bill McCreary	24	6	14	4	-	.333
Lou Angotti	32	6	20	6	-	.281
Bob Plager	11	4	6	1	-	.409
Jim Roberts	9	3	3	3	-	.500
Sid Abel	10	3	6	1	-	.350



ST. LOUIS BLUES

ST. LOUIS BLUES HONORS & AWARDS

BLUES INDUCTED INTO HALL OF FAME

PLAYERS	Year
Brendan Shanahan	2013
Adam Oates	2012
Doug Gilmour	2011
Brett Hull	2009
Glenn Anderson	2008
Al MacInnis	2007
Scott Stevens	2007
Grant Fuhr	2003
Bernie Federko	2002
Dale Hawerchuk	2001
Joe Mullen	2000
Wayne Gretzky	1999
Peter Stastny	1998
Guy Lapointe	1993
Jacques Plante	1978
Glenn Hall	1975
Dickie Moore	1974
Doug Harvey	1973

BUILDERS	Year
Cliff Fletcher	2004
Roger Neilson	2002
Al Arbour	1996
Scotty Bowman	1991
Emile Francis	1982
Lynn Patrick	1980

MEDIA	Year
John Davidson	2009
Dan Kelly	1989

UNITED STATES HALL OF FAME

Personnel	Year
Larry Pleau	2000

Players	Year
Keith Tkachuk	2011
Tom Barrasso	2009
Brett Hull	2008
Phil Housley	2004
Mark Johnson	2004
Dave Christian	2001
Doug Palazzari	2000
Gordie Roberts	1999
Joe Mullen	1998
Craig Patrick	1996

BLUES NHL AWARD WINNERS

PRESIDENTS' TROPHY

1999-2000
(51-20-11-1, 114 points)

HART MEMORIAL TROPHY

Chris Pronger	2000
Brett Hull	1991

CALDER MEMORIAL TROPHY

Barret Jackman	2003
----------------	------

JAMES NORRIS MEMORIAL TROPHY

Chris Pronger	2000
Al MacInnis	1999

VEZINA TROPHY

Jacques Plante, Glenn Hall	1969
----------------------------	------

WILLIAM M. JENNINGS TROPHY

Jaroslav Halak, Brian Elliott	2012
Roman Turek	2000

LADY BYNG TROPHY

Pavol Demitra	2000
Brett Hull	1990
Phil Goyette	1970

FRANK J. SELKE TROPHY

Rick Meagher	1990
--------------	------

CONN SMYTHE TROPHY

Glenn Hall	1968
------------	------

JACK ADAMS AWARD

Ken Hitchcock	2012
Joel Quenneville	2000
Brian Sutter	1991
Red Berenson	1981

BILL MASTERTON MEMORIAL TROPHY

Jamie McLennan	1998
Blake Dunlop	1981

LESTER PATRICK TROPHY

Larry Pleau	2002
Dan Kelly, Lynn Patrick	1989
Emile Francis	1982

LESTER B. PEARSON AWARD

Brett Hull	1991
Mike Liut	1981

KING CLANCY MEMORIAL TROPHY

Kelly Chase	1998
-------------	------

GENERAL MANAGER OF THE YEAR

Doug Armstrong	2012
----------------	------

NHL FIRST TEAM ALL-STAR

Al MacInnis	2002-03, 1998-99
Chris Pronger	1999-2000
Brendan Shanahan	1993-94
Al MacInnis	1998-99
Brett Hull	1991-92, 1990-91, 1989-90
Mike Liut	1980-81
Glenn Hall	1968-69

NHL SECOND TEAM ALL-STAR

Alex Pietrangelo	2011-12, 2013-14
Roman Turek	1999-2000
Chris Pronger	2003-04, 1997-98
Adam Oates	1990-91

NHL ALL-ROOKIE TEAM

Jake Allen	2012-13
Patrik Berglund	2008-09
Barret Jackman	2002-03
Jim Campbell	1996-97
Rod Brind'Amour	1989-90
Brian Benning	1986-87

100 POINT CLUB

Wayne Gretzky	1995-96
Brendan Shanahan	1993-94
Craig Janney	1992-93
Brett Hull	1992-93, 1991-92
	1990-91, 1989-90
Adam Oates	1990-91, 1989-90
Doug Gilmour	1986-87
Bernie Federko	1985-86, 1984-85
	1983-84, 1980-81

DODGE RAM TOUGH AWARD

Brett Hull	1990
------------	------

ALKA-SELTZER PLUS AWARD

Paul Cavallini	1990
----------------	------

BUD ICE PLUS-MINUS AWARD

Chris Pronger	2000, 1998
---------------	------------

PRO SET PLAYER OF THE YEAR

Brett Hull	1991
------------	------

BLUES BANNER SEASON

2011-12	Central Division Champions
1999-2000	Presidents' Trophy
1999-2000	Central Division Champions
1986-87	Norris Division Champions
1984-85	Norris Division Champions
1980-81	Smythe Division Champions
1976-77	Smythe Division Champions
1969-70	Western Division Champions
1968-69	Western Division Champions

BLUES RETIRED NUMBERS

NUMBER	PLAYER	DATE RETIRED
16	Brett Hull	December 5, 2006
2	Al MacInnis	April 9, 2006
24	Bernie Federko	March 16, 1991
11	Brian Sutter	December 30, 1988
8	Barclay Plager	March 24, 1981
3	Bob Gassoff	October 1, 1977

BLUES HISTORY

ST. LOUIS BLUES INDIVIDUAL ALL-STAR STATISTICS

PLAYER	GP	G	A	PTS
Brett Hull	7	3	7	10
Adam Oates	2	1	5	6
Garry Unger	7	1	3	4
Pavol Demitra	3	3	0	3
Red Berenson	3	1	2	3
Brian Sutter	3	0	3	3
Chris Pronger	4	0	3	3
David Backes	1	0	3	3
Brendan Shanahan	1	2	0	2
Noel Picard	1	0	2	2
Bernie Federko	2	0	2	2
Bill Guerin	1	0	2	2
Keith Tkachuk	2	1	1	2
Al MacInnis	6	1	0	1
Wayne Babych	1	1	0	1
Jim Roberts	2	1	0	1
Doug Harvey	1	0	1	1
Don Awrey	1	0	1	1
Barclay Plager	4	0	1	1
Rob Ramage	3	0	0	0
Gary Sabourin	2	0	0	0
Ab McDonald	2	0	0	0
Doug Weight	1	0	0	0
Tim Ecclestone	1	0	0	0
Scott Stevens	1	0	0	0
Pierre Turgeon	1	0	0	0
Paul Cavallini	1	0	0	0
Mark Hunter	1	0	0	0
Garth Butcher	1	0	0	0
Frank St. Marseille	1	0	0	0
Al Arbour	1	0	0	0
GOALTENDERS	GP	MINS	GA	AVG
Glenn Hall	2	50	1	1.20
Jacques Plante	2	50	1	1.20
Mike Liut	1	31	0	0.00
Ernie Wakely	1	30	0	0.00
Roman Turek	1	20	2	6.00
Curtis Joseph	1	20	3	9.00
Manny Legace	1	20	3	9.00
Brian Elliott	1	20	6	18.00

ST. LOUIS BLUES ALL-STAR GAME APPEARANCES

2014	NO ALL-STAR GAME HELD
2013	NO ALL-STAR GAME HELD
2012	Brian Elliott
2011	David Backes
2010	NO ALL-STAR GAME HELD
2009	Keith Tkachuk; (NHL Young Stars Game - Patrik Berglund and David Perron)
2008	Manny Legace; (NHL Young Stars Game - Erik Johnson and David Perron)
2007	Bill Guerin; (NHL Young Stars Game - Lee Stempniak)
2006	NO ALL-STAR GAME HELD
2005	NO ALL-STAR GAME HELD
2004	Chris Pronger, Keith Tkachuk
2003	Al MacInnis, Doug Weight; (NHL Young Stars Game - Barret Jackman)
2002	<u>Chris Pronger</u> , Pavol Demitra
2001	<u>Chris Pronger</u> ^, Al MacInnis^
2000	<u>Chris Pronger</u> , Al MacInnis, Pavol Demitra, Pierre Turgeon, Roman Turek*
1999	<u>Al MacInnis</u> , Pavol Demitra, Chris Pronger
1998	Al MacInnis
1997	<u>Brett Hull</u> , Al MacInnis
1996	<u>Brett Hull</u> , Al MacInnis
1995	NO ALL-STAR GAME HELD
1994	<u>Brett Hull</u> , Curtis Joseph, Brendan Shanahan
1993	<u>Brett Hull</u> , Jeff Brown^, Garth Butcher
1992	<u>Brett Hull</u> , Adam Oates
1991	<u>Brett Hull</u> ^, Scott Stevens, Adam Oates
1990	<u>Brett Hull</u> , Paul Cavallini
1989	<u>Brett Hull</u>
1988	Rob Ramage
1987	Rendez-Vous '87
1986	Mark Hunter, Rob Ramage
1985	<u>Brian Sutter</u>
1984	<u>Rob Ramage</u>
1983	Brian Sutter
1982	Brian Sutter
1981	Bernie Federko, Wayne Babych, Mike Liut
1980	Bernie Federko
1979	Challenge Cup
1978	Garry Unger
1977	Garry Unger
1976	<u>Garry Unger</u>
1975	<u>Garry Unger</u>
1974	<u>Don Awrey</u> , Barclay Plager, Garry Unger
1973	Garry Unger, Barclay Plager
1972	<u>Garry Unger</u>
1971	<u>Tim Ecclestone</u> , <u>Ernie Wakely</u> , Red Berenson, Barclay Plager, Jim Roberts, Gary Sabourin
1970	<u>Red Berenson</u> , <u>Phil Goyette</u> , <u>Ab McDonald</u> , <u>Barclay Plager</u> , <u>Jacques Plante</u> , Jim Roberts, Gary Sabourin, Frank St. Marseille, Glenn Hall
1969	<u>Al Arbour</u> , <u>Red Berenson</u> , <u>Glenn Hall</u> , <u>Jacques Plante</u> , Doug Harvey, Ab McDonald, Noel Picard
1968	<u>Glenn Hall</u>
	Note - 1970 - McDonald, Goyette & Hall did not play

Players underlined were VOTED onto the team, others were coaches or commissioners selections.

Current players in bold.

* Replaced Dominik Hasek

^ Did not participate due to injury



ST. LOUIS BLUES

ST. LOUIS BLUES ALL-TIME ATTENDANCE RECORDS

Season	Regular Season Total	Regular Season Average	Playoff Total	Playoff Average	Seating Capacity	Total Capacity	Percentage of Capacity				
2013-14	717,433	17,498	58,858	19,619	19,150	776,291	92.10%				
2012-13	429,630	17,901	54,562	18,187	19,150	484,192	88.70%				
2011-12	771,207	18,809	97,047	19,409	19,150	785,150	98.3%				
2010-11	785,150	19,150	DID NOT QUALIFY		19,150	785,150	100%	1	20,803	Mar. 9, 1996	vs. Hartford
2009-10***	755,322	18,883	DID NOT QUALIFY		19,150	755,322	98.6%	2	20,760	Mar. 22, 1996	vs. Anaheim
2008-09	760,732	18,554	38,750	19,375	19,150	799,482	97.1%	3	20,725	Mar. 5, 1996	vs. Florida
2007-08	722,021	17,610	DID NOT QUALIFY		19,150	722,021	92.0%	4	20,724	Mar. 28, 1996	vs. New Jersey
2006-07	513,345	12,521	DID NOT QUALIFY		19,022	513,345	65.8%	5	20,708	Mar. 24, 1996	vs. Detroit
2005-06	582,742	14,213	DID NOT QUALIFY		19,022	582,742	74.7%	6	20,679	Apr. 11, 1996	vs. Colorado
2003-04	760,976	18,560	38,475	19,238	19,022	799,451	97.7%	7	20,639	Apr. 4, 1996	vs. Toronto
2002-03	761,388	18,570	59,157	19,719	19,022	820,545	98.0%	8	20,590	Mar. 7, 1996	vs. Calgary
2001-02	758,786	18,507	97,055	19,411	19,022	855,841	97.8%	9	20,536	Dec. 26 1997	vs. Chicago
2000-01	800,319	19,520	138,724	19,818	19,022	939,043	102.8%	10	20,523	Feb. 7, 1998	vs. Detroit
1999-00	741,938	18,096	81,315	20,329	19,260	823,253	95.0%				
1998-99	749,334	18,276	114,219	19,037	19,260	863,553	95.4%				
1997-98	755,014	18,415	102,063	20,413	19,260	857,077	96.7%				
1996-97	689,079	16,807	58,317	19,439	19,260	747,396	88.2%				
1995-96	771,033	18,806	123,786	20,631	19,260	894,819	98.9%				
1994-95**	467,730	19,489	76,844	19,211	19,260	544,574	101.0%				
1993-94*	720,003	17,561	33,288	16,644	17,188	753,291	101.9%				
1992-93	686,211	16,338	89,559	17,912	17,188	775,770	96.0%				
1991-92	700,724	17,518	51,804	17,268	17,188	752,528	101.8%	1	4,115	Dec. 19, 1973	vs. Los Angeles (ice storm)
1990-91	686,304	17,158	124,643	17,806	17,188	810,947	100.4%	2	5,126	Oct. 13, 1967	vs. Pittsburgh
1989-90	632,525	15,813	100,160	16,693	17,188	732,685	92.7%	3	5,234	Oct. 18, 1967	vs. Philadelphia
1988-89	605,537	15,138	82,729	13,788	17,188	688,266	87.1%	4	5,309	Dec. 13, 1967	vs. California
1987-88	580,212	14,505	73,111	14,622	17,640	653,323	82.3%	5	5,410	Nov. 30, 2006	vs. Nashville (ice storm)
1986-87	529,613	13,240	40,500	13,500	17,640	570,113	75.2%	6	5,583	Nov. 29, 1967	vs. Los Angeles
1985-86	489,193	12,230	147,175	16,353	17,640	636,368	73.6%	7	5,723	Jan. 3, 1968	vs. California
1984-85	535,865	13,397	22,558	11,279	17,640	558,423	75.4%	8	6,121	Nov. 1, 1967	vs. Boston
1983-84	519,472	12,987	78,382	15,676	17,640	597,854	75.3%	9	6,121	Jan. 13, 1979	vs. Vancouver
1982-83	504,460	12,612	32,293	16,147	17,968	536,753	71.1%	10	6,385	Oct. 23, 1985	vs. Minnesota
1981-82	577,301	14,433	69,730	13,946	17,968	647,031	80.0%				
1980-81	584,124	14,603	105,289	17,548	17,968	689,413	83.4%				
1979-80	490,355	12,259	15,179	15,179	17,968	505,534	68.6%				
1978-79	405,200	10,130	DID NOT QUALIFY		17,968	405,200	56.4%				
1977-78	425,323	10,633	DID NOT QUALIFY		18,006	425,323	59.1%				
1976-77	585,955	14,649	29,538	14,769	18,006	615,493	81.4%				
1975-76	692,838	17,321	12,334	12,334	18,006	705,172	95.5%				
1974-75	723,037	18,076	16,017	16,017	18,008	739,054	100.1%				
1973-74	702,375	18,010	DID NOT QUALIFY		18,005	702,375	100.0%				
1972-73	725,458	18,601	38,105	19,053	18,005	763,563	103.4%				
1971-72	716,657	18,376	91,957	18,391	17,821	808,614	103.1%				
1970-71	711,287	18,238	56,496	18,832	17,776	767,783	102.8%				
1969-70	622,798	16,389	134,819	16,852	15,500	757,617	106.3%				
1968-69	548,565	14,436	94,655	15,776	14,500	643,220	100.8%				
1967-68	329,201	8,897	131,898	13,190	14,200	461,099	69.1%				
TOTALS	28,606,339	16,139	3,386,323	17,129	18,921	31,992,662	94.9%				

NOTES:

*1993-94 regular season total average is based on 41 games. The neutral site game in Sacramento, CA - which was credited as a Blues' home game was not included in this total.

** 1994-95 regular season is based on 24 games. A total of 29,221,276 fans (combined totals of regular season and playoffs) have seen 1,669 regular season and 152 playoff games for a total of 1,821 games played at Scottrade Center and St. Louis Arena. Preseason attendances are not included in the total.

***2009-10 regular season total average is based on 40 games. One of the neutral site games in Stockholm, Sweden was credited as a Blues' home game but was not included in this total.

Attendance figures for all regular season and playoff games are available in the St. Louis Blues' Public Relations Office.

The Blues have played in front of 397 sellout crowds (352 regular season and 45 playoff) at Scottrade Center prior to the start of the 2012-2013 season.

BLUES HISTORY

ST. LOUIS BLUES ALL-TIME AMATEUR DRAFT SELECTIONS

2014	
21.	Robby Fabbri
33.	Ivan Barbashev
52.	Maxim Letunov
82.	Jake Walman
94.	Ville Husso
110.	Austin Poganski
124.	Jaedon Descheneau
172.	C.J. Yakimowicz
176.	Samuel Blais
202.	Dwyer Tschantz

2013	
47.	Thomas Vannelli
57.	William Carrier
112.	Zach Poehiro
173.	Santeri Saari

2012	
25.	Jordan Schmaltz
56.	Sam Kurker
67.	Mackenzie MacEachern
86.	Colton Parayko
116.	Nicholas Walters
146.	Francois Tremblay
176.	Petteri Lindbohm
206.	Tyrel Seaman

2011	
32.	Ty Rattie
41.	Dmitrij Jaskin
46.	Joel Edmundson
88.	Jordan Binnington
102.	Yannick Veilleux
132.	Niklas Lundstrom
162.	Ryan Tesink
192.	Teemu Eronen

2010	
14.	Jaden Schwartz
16.	Vladimir Tarasenko
44.	Sebastian Wannstrom
74.	Max Gardiner
104.	Jani Hakanpaa
134.	Cody Beach
164.	Stephen MacAulay

2009	
17.	David Rundblad
48.	Brett Ponich
78.	Sergei Andronov
108.	Tyler Shattock
168.	David Shields
202.	Max Tardy

2008	
4.	Alex Pietrangelo
33.	Philip McRae
34.	Jake Allen
65.	Jori Lehtera
70.	James Livingston
87.	Ian Schuitz
95.	David Warsofsky
125.	Kristoffer Berglund
155.	Anthony Nigro
185.	Paul Karpowich

2007	
13.	Lars Eller
18.	Ian Cole
26.	David Perron
39.	Simon Hjalmarsson
44.	Aaron Palushaj
85.	Brett Sonne
96.	Cade Fairchild
100.	Travis Erstad
160.	Anthony Peluso
190.	Trevor Nill

2006	
1.	Erik Johnson
25.	Patrik Berglund
31.	Tomas Kana
64.	Jonas Junland
94.	Ryan Turek
106.	Reto Berra
124.	Andy Sackrison
154.	Matthew McCollum
184.	Alexander Hellstrom

2005	
24.	T.J. Oshie
37.	Scott Jackson
85.	Ben Bishop
156.	Ryan Reaves
169.	Mike Gauthier
171.	Nicholas Drazenovic
219.	Nikolai Lemtyugov

2004	
17.	Marek Schwarz
49.	Carl Soderberg
83.	Viktor Alexandrov
116.	Michal Birner
136.	Nikita Nikitin
180.	Roman Polak
211.	David Fredriksson
277.	Jonathan Boutin

2003	
30.	Shawn Belle
62.	David Backes
84.	Konstantin Barulin
88.	Zach Fitzgerald
101.	Konstantin Zakharov
127.	Alexandre Bolduc
148.	Lee Stempniak
159.	Chris Beckford-Tseu
189.	Jonathan Lehun
221.	Evgeny Skachkov
253.	Andrei Pervyshin
284.	Juhamatti Aaltonen

2002	
48.	Alexei Shkotov
62.	Andrei Mikhnov
89.	Tomas Troliga
120.	Robin Jonsson
165.	Justin Maiser
190.	D.J. King
221.	Jonas Johnson
253.	Tom Koivisto
284.	Ryan MacMurchy

2001	
57.	Jay McClement
89.	Tuomas Nissinen
122.	Jori Valeev
159.	Dmitri Semin
190.	Brett Scheffelmaier
253.	Petr Cajanek
270.	Grant Jacobsen
283.	Simon Skoog

2000	
30.	Jeff Taffe
65.	Dustin Morisset
75.	Justin Papineau
96.	Antoine Bergeron
129.	Troy Riddle
167.	Craig Weller
229.	Brett Lutes
261.	Reinhard Divis
293.	Lauri Kinos

1999	
17.	Barret Jackman
85.	Peter Smrek
114.	Chad Starling
143.	Trevor Byrne
180.	Tore Vikingstad
203.	Phil Osaer
221.	Colin Hemingway
232.	Alexander Khavanov
260.	Brian McMeekin
270.	James Desmarais

1998	
24.	Christian Backman
41.	Maxim Linnik
83.	Matt Walker
157.	Brad Voth
170.	Andrei Troshchinsky
197.	Brad Twardik
225.	Yevgeny Pastukh
255.	John Pohl

1997	
40.	Tyler Renette
86.	Didier Tremblay
98.	Jan Horacek
106.	James Pollock
149.	Nicholas Bilotto
177.	Ladislav Nagy
206.	Bobby Haglund
232.	Dmitri Plekhanov
244.	Marek Ivan

1996	
14.	Marty Reasoner
67.	Gordie Dwyer
95.	Jonathan Zukiwsky
97.	Andrei Petrakov
159.	Stephen Wagner
169.	Daniel Corso
177.	Reed Low
196.	Andrei Podkonicky
203.	Anthony Hutchins
229.	Konstantin Shafraunov

1995	
49.	Jochen Hecht
75.	Scott Roche
101.	Michael Handzus
127.	Jeff Ambrosio
153.	Denis Hamel
179.	Jean-Luc Grand-Pierre
205.	Derek Bekar
209.	Libor Zabransky

1994	
68.	Stephane Roy
94.	Tyler Hariton
120.	Edwin Frylen
172.	Roman Vopat
198.	Steve Noble
224.	Marc Stephan
250.	Kevin Harper
276.	Scott Fankhouser

1993	
37.	Maxim Bets
63.	Jamie Rivers
89.	Jamal Mayers
141.	Todd Kelman
167.	Mike Buzak
193.	Eric Boguniecki
219.	Michael Grier
245.	Libor Prochazka
271.	Alexander Vasilevsky
275.	Christer Olsson

1992	
38.	Igor Korolev
62.	Vitali Karamnov
64.	Vitali Prokhorov
86.	Lee Leslie
134.	Bob Lachance
158.	Ian Laperriere
160.	Lance Burns
180.	Igor Boldin
182.	Nick Naumenko
206.	Todd Harris
230.	Yuri Gunko
259.	Wade Salzman

1991	
27.	Steve Staios
64.	Kyle Reeves
65.	Nathan Lafayette
87.	Grayden Reid
109.	Jeff Callinan
131.	Bruce Gardiner
153.	Terry Hollinger
175.	Chris Kenady
197.	Jed Fiebelkorn
219.	Chris MacKenzie
241.	Kevin Rappana
263.	Mike Veisor

1990	
33.	Craig Johnson
54.	Patrice Tardif
96.	Jason Ruff
117.	Kurtis Miller
138.	Wayne Conlan
180.	Parris Duffus



ST. LOUIS BLUES

- 1990**
- 201. Steve Widmeyer
 - 222. Joe Hawley
 - 243. Joe Fleming

- 1989**
- 9. Jason Marshall
 - 31. Rick Corriveau
 - 55. Denny Felsner
 - 93. Daniel Laperriere
 - 114. David Roberts
 - 124. Derek Frenette
 - 135. Jeff Batters
 - 156. Kevin Plager
 - 177. John Roderick
 - 198. John Valo
 - 219. Brian Lukowski

- 1988**
- 9. Rod Brind'Amour
 - 30. Adrien Plavsic
 - 51. Rob Fournier
 - 72. Jaan Luik
 - 105. Dave Lacouture
 - 114. Dan Fowler
 - 135. Matt Hayes
 - 156. John McCoy
 - 177. Tony Twist
 - 198. Bret Hedican
 - 219. Heath DeBoer
 - 240. Michael Francis

- 1987**
- 12. Keith Osborne
 - 54. Kevin Miehm
 - 59. Robert Nordmark
 - 75. Darin Smith
 - 82. Andy Rymsha
 - 117. Rob Robinson
 - 138. Todd Crabtree
 - 159. Guy Hebert
 - 180. Robert Dumas
 - 201. David Marvin
 - 207. Andy Cesarski
 - 222. Dan Rolfe
 - 243. Ray Savard

- 1986**
- 10. Jocelyn Lemieux
 - 31. Mike Posma
 - 52. Tony Hejna
 - 73. Glen Featherstone
 - 87. Mike Wolak
 - 115. Mike O'Toole
 - 136. Andy May
 - 157. Randy Skarda
 - 178. Martyn Ball
 - 199. Rod Thacker
 - 220. Terry MacLean
 - 234. Bill Butler
 - 241. David O'Brien

- 1985**
- 37. Herb Raglan
 - 44. Nelson Emerson
 - 54. Ned Desmond
 - 100. Dan Brooks
 - 121. Rich Burchill
 - 138. Pat Jablonski

- 159. Scott Brickey
- 180. Jeff Urban
- 201. Vince Guidotti
- 222. Ron Saatzer
- 243. Dave Jecha

- 1984**
- 26. Brian Benning
 - 32. Tony Hrkac
 - 50. Toby Ducolon
 - 53. Robert Dirk
 - 56. Alan Perry
 - 71. Graham Herring
 - 92. Scott Paluch
 - 113. Steve Tuttle
 - 134. Cliff Ronning
 - 148. Don Porter
 - 155. Jim Vesey
 - 176. Daniel Jomphe
 - 196. Tom Tilley
 - 217. Mark Cupolo
 - 237. Mark Lanigan

- 1983**
- NONE

- 1982**
- 50. Mike Posavad
 - 92. Scott Machej
 - 113. Perry Ganchar
 - 134. Doug Gilmour
 - 155. Chris Delaney
 - 176. Matt Christensen
 - 197. John Shumski
 - 218. Brian Ahern
 - 239. Peter Smith

- 1981**
- 20. Marty Ruff
 - 36. Hakan Nordin
 - 62. Gord Donnelly
 - 104. Mike Hickey
 - 125. Peter Aslin
 - 146. Erik Holmberg
 - 167. Alain Vigneault
 - 188. Dan Wood
 - 209. Richard Zemplak

- 1980**
- 12. Rick Wilson
 - 54. Jim Pavese
 - 75. Bob Brooke
 - 96. Alain Lemieux
 - 117. Perry Anderson
 - 138. Roger Hagglund
 - 159. Pat Rabbitt
 - 180. Peter Lindgren
 - 201. John Smyth

- 1979**
- 2. Perry Turnbull
 - 65. Bobby Crawford
 - 86. Mark Reeds
 - 107. Gilles Leduc

- 1978**
- 3. Wayne Babych
 - 39. Steve Harrison
 - 72. Kevin Willison

- 89. Jim Nill
- 106. Steve Stockman
- 109. Paul MacLean
- 123. Denis Houle
- 140. Tony Meagher
- 143. Rick Simpson
- 157. Jim Lockhurst
- 160. Bob Froese
- 170. Dan Lerg
- 173. Risto Siltanen
- 175. Dan Hermansson
- 181. Jean-Francois Boutin
- 185. John Sullivan
- 188. Serge Menard
- 191. Don Boyd
- 197. Paul Stasiuk
- 200. Gerhard Truntschka
- 203. Victor Shkurdyuk
- 205. Carl Bloomberg
- 207. Terry Kitching
- 209. Brian O'Connor
- 210. Brian Crombeen
- 211. Mike Pidgeon
- 214. John Cochrane
- 216. Joe Casey
- 218. Jim Farrell
- 220. Frank Johnson
- 221. Blair Wheeler

- 1977**
- 9. Scott Campbell
 - 27. Neil Labatte
 - 45. Tom Roulston
 - 63. Tony Currie
 - 81. Bruce Hamilton
 - 99. Gary McMonagle
 - 117. Matti Fors
 - 132. Raimo Hirvonen
 - 147. Bjorn Olsson

- 1976**
- 7. Bernie Federko
 - 20. Brian Sutter
 - 25. John Smrke
 - 43. Jim Kirkpatrick
 - 56. Mike Liut
 - 61. Paul Skidmore
 - 97. Nels Goddard
 - 113. Mike Eaves
 - 121. Jacques Soquel
 - 124. Dave Dornself
 - 126. Brad Wilson
 - 128. Dan Hoene
 - 130. Goran Lindblom
 - 132. Jim Bales
 - 134. Anders Hakansson
 - 135. Johani Wallenius

- 1975**
- 27. Ed Staniowski
 - 36. Jamie Masters
 - 63. Rick Bourbonnais
 - 81. Jim Gustafson
 - 99. Jack Brownschilde
 - 117. Doug Lindskog
 - 135. Vic Lamby
 - 151. Dave McNabb

- 1974**
- 26. Bob Hess
 - 43. Gordon Buynak
 - 79. Mike Zuke
 - 87. Don Wheldon
 - 97. Mike Thompson
 - 115. Terry Casey
 - 132. Ron Tordoff
 - 149. Paul-Andre Touzin
 - 165. Jack Ahern
 - 180. Mitch Babin
 - 194. Doug Allan

- 1973**
- 5. John Davidson
 - 24. George Pesut
 - 48. Bob Gassoff
 - 72. Bill Laing
 - 88. Randy Smith
 - 104. John Wensink
 - 120. Jean Tetreault

- 1972**
- 9. Wayne Merrick
 - 41. Jean Hamel
 - 57. Murray Myers
 - 73. Dave Johnson
 - 89. Tom Simpson
 - 105. Brian Coughlin
 - 121. Gary Winchester

- 1971**
- 4. Gene Carr
 - 38. John Garrett
 - 52. Derek Harker
 - 66. Wayne Gibbs
 - 80. Bernie Doan
 - 94. Dave Smith
 - 108. Jim Collins

- 1970**
- 23. Murray Keogan
 - 37. Ron Climie
 - 51. Gord Brooks
 - 65. Mike Stevens
 - 79. Claude Moreau
 - 85. Jack Taggart
 - 92. Terry Marshall
 - 104. Dave Tataryn
 - 108. Bob Winograd
 - 111. Mike Lampman
 - 112. Jeff Rotsch
 - 113. Al Calver
 - 114. Jerry MacDonald
 - 115. Gerry Haines

- 1969**
- 19. Mike Lowe
 - 30. Bernard Gagnon
 - 42. Victor Teal
 - 54. Brian Glenwright
 - 66. Tommi Salmelainen
 - 70. Dale Yutsyk
 - 73. Bob Collyard
 - 77. Dave Pulkkinen
 - 80. Pat Lange
 - 82. John Converse

- 1968**
- 6. Gary Edwards
 - 16. Curt Bennett

BLUES HISTORY

BLUES ALL-TIME NUMERICAL ROSTER

1. Glenn Hall, Don Caley, Jacques Plante, Gary Edwards, Ted Oui met, Robbie Irons, Ernie Wakely, Jim McLeod, Wayne Stephenson, Eddie Johnson, Phil Myre, Mike Liut, Darrell May, Pat Jablonski, Brent Johnson, Roman Turek, Curtis Sanford, **Brian Elliott - present**
2. Fred Hucal, Doug Harvey, Ray Fortin, Bob Wall, Carl Brewer, Steve Durbano, Bryan Watson, Ted Harris, Larry Sacharuk, Rick Smith, Joe Zanussi, Len Frig, Bob Stewart, Terry Harper, Gerry Hart, Andre Dore, Dave Pichette, Craig Levie, Shawn Evans, Brian Benning, Scott Stevens, Rick Zombo, Curt Giles, Al MacInnis, **RETIRED 4/9/06**
3. Al Arbour, Fran Huck, Andre Dupont, Brent Hughes, Glenn Patrick, Bob Stumpf, Bob Gassoff, **RETIRED 10/1/77**
4. Noel Picard, Paul Curtis, Bob Gassoff, Gordon Buynak, Bruce Affleck, Dick Lamby, Bryan Maxwell, Scott Campbell, Kari Eloranta, Guy Lapointe, Rik Wilson, Charlie Bourgeois, Gordie Roberts, Rob Robinson, Rick Zombo, Dallas Eakins, Marc Bergerin, Eric Brewer, Kris Russell, **Carl Gunnarsson - present**
5. Bob Plager, Larry Giroux, Len Frig, Craig Norwich, Alain Vigneault, Guy Lapointe, Rob Ramage, Dave Richter, Harold Snepsts, Garth Butcher, Jeff Batters, Jeff Norton, Igor Kravchuk, Todd Gill, Alexei Gusaov, **Barret Jackman - present**
6. Jim Roberts, Chris Evans, Dave Gardner, Rick Bourbonnais, Larry Patey, Dave Barr, Tim Bothwell, Tony Twist, Garth Butcher, Murray Baron, Doug Crossman, Phil Housley, Doug Lidster, Jamie Rivers, Dave Ellett, Sean Hill, Ted Donato, Tom Koivisto, Eric Weinrich, Erik Johnson, Kent Huskins, Wade Redden
7. Red Berenson, Garry Unger, Red Laurence, Joe Mullen, Cliff Ronning, Dan Quinn, Nelson Emerson, Alexei Kasatonov, Greg Gilbert, Ricard Persson, Mike Van Ryn, Keith Tkachuk
8. Ron Atwell, Barclay Plager, Darryl Edestrand, Ron Schock, Steve Durbano, Rick Bowness, **RETIRED 3/24/81**
9. Roger Picard, Frank St. Marseille, Ab Demarco, Greg Polis, Murray Kuntz, Red Berenson, Mike Walton, Neil Labatte, Perry Turnbull, Doug Gilmour, Mike Bullard, Peter Zedel, Geoff Courttnall, Jason Ruff, Denny Felsner, Glenn Anderson, Shayne Corson, Darren Turcotte, Tyson Nash, Jeff Heerema, Jame Pollock, Jay McClement, Paul Kariya, Jaden Schwartz, **Steve Ott - present**
10. Ron Schock, Phil Goyette, George Morrison, Wayne Merrick, Mike Lampman, John Wright, Brian Ogilvie, Bruce Cowick, Rick Bourbonnais, Rod Seiling, Jack Brownschidle, Wayne Babych, Mark Johnson, Bruce Bell, Tony McKegney, Dave Lowry, Jim Montgomery, Esa Tikkanen, Dale Hawerchuk, Jim Campbell, Dallas Drake, Andy McDonald, Brenden Morrow, **Joakim Lindstrom - present**
11. Wayne Rivers, Gary Sabourin, Bert Wilson, Brian Sutter, **RETIRED 12/30/88**
12. Ron Stewart, Dickie Moore, Gary Veneruzzo, Terry Crisp, Noel Picard, Wayne Maki, Jaroslav Jirik, Fran Huck, Bob Collyard, Gordon Brooks, Jack Borotsik, Claude Larock, Rick Bowness, Joe Micheletti, Richie Hansen, Perry Anderson, Ron Flockhart, Dave Lowry, Adam Oates, Dave Roberts, Vitali Karamnov, Dale Hawerchuk, Kevin Sawyer, Rob Pearson, Chris Kenady, Derek King, Ladislav Nagy, Mike Keane, Cory Stillman, Steve Martins, Lee Stempniak, Kevin Shattenkirk, Scott Nichol, Derek Roy, **Jori Lehtera - present**
13. Yuri Khmylev, Ray Ferraro, Valeri Bure, Bill Guerin, Dan Hinote
14. Tim Ecclestone, Norm Dennis, Wayne Connelly, Mike Murphy, Lou Angotti, Doug Palazzari, Bill Fairbairn, Rick Shinske, Blair Chapman, Doug Wickenheiser, Bill Root, Paul Cavallini, Kevin Miller, Todd Elik, Geoff Courttnall, Eric Boguniecki
15. Bill McCreary, Gene Carr, Jack Egers, Glen Sather, Ken Richardson, Mitch Babin, Gilles Marotte, Tony Currie, Floyd Thomson, Mark Reeds, Ron Handy, Shane MacEachern, Jocelyn Lemieux, Craig Coxie, Paul MacLean, Craig Janney, Dave Roberts, Mike Hudson, Alexander Vasilevski, Marty Reasoner, Daniel Corso, Peter Sejna, Mike Glumac, Brad Winchester, Jamie Langenbrunner, Keith Aucoin
16. Gerry Melynk, Craig Cameron, Ron Anderson, Gary Veneruzzo, Brian Lavender, Jim Shires, Roger Lafreniere, Pierre Plante, Rod Seiling, Jack Brownschidle, Kevin LaVallee, Jocelyn Lemieux, Brett Hull **RETIRED 12/5/06**
17. Don McKenney, Jean-Guy Talbot, John Arbour, Gordon Kannegiesser, Larry Hornung, Phil Roberto, Bernie Lukowich, Jerry Butler, Inge Hammarstrom, Ed Kea, Guy Chouinard, Denis Cyr, Gino Cavallini, Denny Felsner, Basil McRae, Joe Murphy, Jochen Hecht, Sergei Varlamov, Ryan Johnson, Derek Armstrong, Vladimir Sobotka, **Jaden Schwartz - present**
18. Larry Keenan, Brit Selby, Floyd Thomson, Harvey Bennett, Rick LaPointe, Pat Hickey, Bobby Crawford, Doug Gilmour, Brian Benning, Doug Evans, Pat Hughes, Tony Hrkac, Ron Wilson, Tony Twist, Daniel Corso, Steve Dubinsky, Scott Pellerin, Mike Sillinger, Radek Dvorak, Jay McClement, **Ty Rattie - present**
19. Terry Crisp, Craig Cameron, Ray Fortin, Andre Boudrias, Jim Lorentz, Curt Bennett, Mike Lampman, Wayne Merrick, Connie Forey, Gordon Brooks, Frank Spring, Butch Williams, Stan Gilbertson, Denis Dupere, Derek Sanderson, Curt Bennett, Doug Palazzari, Blake Dunlop, John Markell, Perry Ganchar, Doug Evans, Eddy Beers, Perry Turnbull, Rod Brind'Amour, Brendan Shanahan, Chris McAlpine, Stephane Richer, Scott Mellanby, D.J. King, Stefan Della Rovere, **Jay Bouwmeester - present**
20. Darryl Edestrand, Gary Sabourin, Ray Fortin, Gary Veneruzzo, Ab McDonald, Jim Shires, Gerry Odrowski, Wayne Merrick, Chuck Hamilton, Joe Norris, Neil Komadoski, Bill Stewart, Jack Carlson, Mark Hunter, Tom Tilley, Lee Norwood, Adam Creighton, Mike Peluso, Rudy Poeschek, Peter Smrek, Eric Nickulas, Andy Roach, Simon Gamache, Timofei Shishkanov, Jamie Rivers, Mike Johnson, **Alexander Steen - present**
21. Norm Beaudin, Claude Cardin, Craig Cameron, Larry Keenan, Camille Henry, Chris Bordeleau, Kevin O'Shea, Bernie MacNeil, John Wensink, Bill Collins, Bob MacMillan, Jay Holt, Mike Zuke, Dwight Schofield, Normand Baron, Todd Ewen, Jeff Brown, Dave Roberts, Guy Carboneau, Paul Biron, Patrice Tardif, Joe Murphy, Jamal Mayers, **Patrik Berglund - present**
22. Gordon Kannegiesser, Jean-Guy Talbot, Myron Stankiewicz, Norm Dennis, Bill Plager, Terry Gray, Ron Buchanan, Robbie Irons, Bill Sutherland, Jim Shires, Danny O'Shea, Nick Harbaruk, Rick Wilson, Brian Ogilvie, Dick Redmond, Barry Gibbs, Bobby Simpson, Gordon Pettersson, Rick Meagher, Ron Sutter, Ian Laperriere, Dave Roberts, Craig MacTavish, Charlie Hudd, Craig Conroy, Martin Rucinsky, Mike Danton, Jeff Hoggan, Joel Perrault, Glen Metropolit, Brad Boyes, **Kevin Shattenkirk - present**
23. Darryl Edestrand, Bill Plager, Jean Hamel, Bob Hess, Hartland Monahan, Alain Lemieux, Luc Dufour, Lee Norwood, Larry Trader, Gaston Gingras, Adrien Plavsic, Rich Sutter, Dave Mackey, Craig Johnson, Craig MacTavish, Blair Atcheynum, Lubos Bartecko, Sergei Varlamov, Murray Baron, Trent Whitfield, Ian Cole, Andrew Murray, **Dmitrij Jaskin - present**
24. Curt Bennett, Mike Parizeau, Gordon Brooks, Larry Hornung, John Arbour, Gordon Kannegiesser, Bob McCord, Ace Bailey, J. Bob Kelly, Jim McCrimmon, Jamie Masters, Doug Palazzari, Bernie Federko, **RETIRED 3/16/91**
25. Norm Dennis, Curt Bennett, Wayne Stephenson, Larry Hornung, Connie Madigan, Larry Giroux, Don Wheldon, Chuck Lefley, Brian Ogilvie, Ken Richardson, Bob Murdoch, Paul MacLean, Bill Baker, Tim Bothwell, Mike Posavad, Herb Raglan, Ron Hoover, Jason Marshall, Vitali Prokhorov, Patrice Tardif, Peter Zedel, Pascal Rheaume, Mike Keane, Shjon Podein, Johnny Pohl, Pascal Rheaume, Dennis Wideman, Jan Stastny, Philip McRae, Chris Stewart, **Chris Butler - present**



ST. LOUIS BLUES

26. Fran Huck, Gary Veneruzzo, Don Awrey, Brian Ogilvie, Dave Hrechkosy, Jamie Masters, Jim Roberts, Mike Crombeen, Terry Johnson, Michael Dark, Steve Bozek, Mike Lalor, David Bruce, Dave Mackey, Peter Stastny, Jay Wells, Konstantin Shafranov, Sergio Momesso, Michal Handzus, Justin Papineau, Petr Cajanek, Martin Rucinsky, B.J. Crombeen, Dmitrij Jaskin, **Paul Stastny - present**
27. Dave Gardner, Craig Patrick, Ted Irvine, John Smrke, Doug Palazzari, Bobby Crawford, Vaclav Nedomansky, Gilbert Delorme, Ric Nattress, Robert Nordmark, Sergio Momesso, Harold Snepsts, Dave Christian, Denis Chasse, Rob Pearson, Steve Leach, Terry Yake, Bryce Salvador, **Alex Pietrangelo - present**
28. Frank Spring, Rick Bourbonnais, Jamie Masters, Ralph Klassen, Greg Paslawski, Keith Osborne, Bob Bassen, Steve Duchesne, Brian Noonan, Ricard Persson, Brad Shaw, Todd Reiriden, Matt Walker, Carlo Colaiacovo, **Ian Cole - present**
29. Yves Belanger, Doug Grant, Gord McTavish, Gerry Hart, Gary Edwards, Glen Hanlon, Curt Brackenbury, Greg Millen, Darin Kimble, Guy Hebert, Jim Hrivnak, Geoff Sarjeant, Bruce Racine, Jamie McLennan, Alex Khavanov, Jeff Woywitka, Ty Conklin, Brett Sterling, Steve Ott
30. Seth Martin, Jacques Plante, Robbie Irons, Gary Edwards, Ted Quimet, Michel Plasse, Peter McDuffe, Jacques Caron, Wayne Stephenson, John Davidson, Yves Belanger, Phil Myre, Doug Grant, Paul Skidmore, Rick Heinz, Michel Larocque, Rick Wamsley, Vince Riendeau, Jon Casey, Rich Parent, Reinhard Divis, Tom Barrasso, Chris Osgood, Jason Bacashihua, Ben Bishop
31. Ernie Wakely, Bob Johnson, Jim Watt, Ed Staniowski, Rick Heinz, Glen Hanlon, Curtis Joseph, Grant Fuhr
32. Jim Nill, Alain Vigneault, Doug Evans, Nelson Emerson, Doug Crossman, Donald Dufresne, Stephane Matteau, Mike astwood, Aris Brimanis, Vladimir Orszagh, Ville Nieminen, **Chris Porter - present**
33. Gilles Gratton, Doug Grant, Dick Lamby, Mark Reeds, Bill Stewart, Kent Carlson, Jim Vesey, Stephane Quintal, Bill Houlder, Stephane Matteau, Ken Sutton, Fred Knipscheer, Trent Yawney, Scott Pellerin, Reid Simpson, Eric Boguniecki, Steve Poapst, David Koci, Andy Wozniowski, Tyson Strachan, **Jordan Leopold - present**
34. Bob Hess, Rik Wilson, Mike Posavad, Robert Dirk, Dominic Lavoie, Randy Skarda, Murray Baron, Michel Picard, Reed Low, Manny Legace, **Jake Allen - present**
35. Brian Ogilvie, Jim Pavese, Steve Tuttle, Christer Olsson, Jim Carey, Brent Johnson, Hannu Toivonen, Chris Holt
36. Ken Richardson, Neil Labatte, Rob Tudor, Rob Whistle, Glen Featherstone, Philippe Bozon, Glenn Anderson, Kevin Sawyer, J.J. Daigneault, Scott Pellerin, Robert Petrovicky, Bryan Helmer, Dan Trebil, Jesse Boulerice, Micki Dupont, Matt D'Agostini
37. Scott Harlow, Robert Dirk, Kevin Miehm, Dave Roberts, Jeff Batters, Roman Vopat, Patrice Tardif, Harry York, Jeff Finley, Dean McAmmond, Mike Glumac, Nathan Oystriick
38. Dominic Lavoie, Igor Korolev, Gary Leeman, Pavol Demitra, Kevin Dallman, Brad Boyes, Dave Scatchard, Philip McRae
39. Scott Pellerin, Kelly Chase, Doug Weight, Ryan Miller
40. Terry Richardson, Dave Thomlinson, Guy Hebert, Nathan LaFayette, Patrice Tardif, Fred Brathwaite, Patrick Lalime, Marek Schwarz, **Max Lapierre - present**
41. Michel Mongeau, Dan Laperriere, Alex Vasilevskii, Bob Bassen, Mike Zigomanis, Steve Regier, Jaroslav Halak
42. Rory Fitzpatrick, Mark Rycroft, **David Backes - present**
43. Jeff Batters, Libor Zabransky, Jaroslav Obsut, Mike Van Ryn, Mike Stuart, Mike Weaver, Taylor Chorney
44. Gordie Roberts, Mario Marois, Bret Hedican, Terry Hollinger, Chris Pronger, Darryl Sydor, Jason Arnott
45. Cody Rudkowsky, Chris Beckford-Tseu
46. Derek Bekar, Christian Laflamme, Roman Polak
47. Ladislav Nagy, Darren Rumble, Rich Pilon, Aaron Downey, Nick Drazenovic
48. Scott Young
49. Dale Clarke, Brian Savage, Steve Wagner
50. Reinhard Divis, Chris Mason
53. Colin Hemingway, Jonas Junland
54. Mike Glumac, Tomas Mojzis
55. Jochen Hecht, Vladimir Chebaturkin, Christian Backman, Cam Janssen
56. Lubos Bartecko, **Magnus Paajarvi - present**
57. David Perron
58. Dan Hinote
59. Jeff Hoggan
61. Pat Hickey, Cory Stillman, Lars Eller
62. Jon DiSalvatore, Martin Rucinsky, Tyson Strachan
63. Justin Papineau
64. Nikita Nikitin
65. Cam Paddock
68. Eric Nickulas
70. Jeremy Yablonski
74. Jay McKee, **T.J. Oshie - present**
75. **Ryan Reaves - present**
77. Pierre Turgeon, Jay McKee, T.J. Hensick
78. Evgeny Grachev
79. Adam Cracknell
80. Steve McLaren
82. Cade Fairchild
91. **Vladimir Tarasenko - present**
93. Petr Nedved
99. Wayne Gretzky

BLUES HISTORY

ST. LOUIS BLUES ALL-TIME TRANSACTIONS

September, 2014

- 5 – Signed forward Colin Fraser to a one-year, two-way contract
- 2 – Signed forward Robby Fabbri to a three-year entry-level contract

July, 2014

- 30 – Signed forward Peter Mueller to a one-year, two-way contract
- 22 – Signed forward Ivan Barbashev to a three-year entry-level contract
- Signed defenseman Nate Prosser to a one-year, two-way contract
- 21 – Signed forward Jeremy Welsh to a one-year, two-way contract
- 16 – Signed forward Benn Ferriero to a one-year, two-way contract
- Signed defenseman Chris Butler to a one-year, two-way contract
- 10 – Re-signed forward Steve Ott to a two-year contract
- 9 – Signed defenseman David Shields to a one-year, two-way contract
- 8 – Signed forwards Pat Cannone, John McCarthy and Sebastian Wannstrom to one-year, two-way contracts
- 1 – Signed forward Paul Stastny to a four-year contract
- Signed forward Jori Lehtera to a two-year contract
- Signed forward Phil McRae and defenseman Brent Regner to one-year, two-way contracts

June, 2014

- 27 – Acquired defenseman Carl Gunnarsson and a 2014 fourth round pick (Ville Husso) from Toronto in exchange for defenseman Roman Polak
- 26 – Signed forward Patrik Berglund to a three-year extension
- 16 – Appointed Chris Zimmerman President and CEO of Business Operations

May, 2014

- 29 – Signed forward Joakim Lindstrom to a one-year contract
- 28 – Named Jim Corsi Goaltending Coach
- 13 – Hired Kirk Muller as an Assistant Coach
- 7 – Extended contract for Head Coach Ken Hitchcock through the 2014-15 season

March, 2014

- 21 – Signed defenseman Petteri Lindbohm to an entry-level contract
- 19 – Signed forward Zach Pochiro to an entry-level contract
- 17 – Signed defenseman Thomas Vannelli to an entry-level contract

February, 2014

- 28 – Acquired Ryan Miller and Steve Ott from Buffalo in exchange for Jaroslav Halak, Chris Stewart, William Carrier, a 1st-round pick in 2015 and a 3rd-round pick in 2016

January, 2014

- 10 – Signed forward Ryan Reaves to a four-year contract extension

December, 2013

- 19 – Signed forward Alexander Steen to a three-year contract extension

November, 2013

- 12 – Signed defenseman Carlo Colaiacovo to a one-year contract

September, 2013

- 9 – Named Brett Hull Executive Vice President
- 3 – Named Doug Armstrong President of Hockey Operations and Bruce Affleck President of Business Operations

August, 2013

- 20 – Signed forward William Carrier to an entry level contract
- 5 – Signed forward Magnus Paajarvi to a two-year contract
- 2 – Signed defenseman Jay Bouwmeester to a five-year contract extension

July, 2013

- 26 – Re-signed goaltender Jake Allen to a two-year contract
- 19 – Re-signed forward Chris Stewart to a two-year contract
- 12 – Named Ty Conklin Goaltender Development Coach
- 11 – Signed forward Derek Roy to a one-year contract
- 10 – Acquired forward Magnus Paajarvi and a 2nd round pick in 2014 from Edmonton in exchange for forward David Perron
- 8 – Acquired forward Pat Cannone from Ottawa in exchange for future considerations
- Named Jan Vopat Head of European Amateur Scouting
- 5 – Signed forwards Keith Aucoin, Alexandre Bolduc and Mark Mancari to one-year contracts
- Signed forward Maxim Lapierre to a two-year contract
- Acquired a 5th round draft pick in 2014 from Calgary in exchange for defenseman Kris Russell
- 3 – Re-signed defenseman Jordan Leopold to a two-year contract

June, 2013

- 27 – Re-signed defenseman Kevin Shattenkirk to a four-year contract
- 26 – Signed forward Patrik Berglund to a one-year contract
- 18 – Re-signed defenseman Taylor Chorney to a one-year contract

May, 2013

- 23 – Signed goaltender Niklas Lundstrom to a three-year entry level contract

April, 2013

- 4 – Signed Chris Porter to a two-year, one-way contract
- 3 – Acquired a conditional 7th round pick in 2014 from Boston in exchange for Wade Redden
- Signed forward Dmitrij Jaskin to a three-year entry level contract
- 1 – Acquired Jay Bouwmeester from Calgary in exchange for Mark Cundary, the rights to Reto Berra and a conditional 1st round pick and conditional 4th round pick in 2013

March, 2013

- 31 – Acquired Jordan Leopold from Buffalo in exchange for a 2nd round pick and a conditional 5th round pick in 2013
- 22 – Acquired conditional 4th or 5th round pick in 2015 from New Jersey in exchange for Matt D'Agostini and a conditional 7th round pick in 2015
- 6 – Signed Joel Edmundson and Yannick Veilleux to three-year entry level contracts

January, 2013

- 18 – Signed defenseman Wade Redden to a one-year contract
- 16 – Signed General Manager Doug Armstrong to a five-year contract extension

August, 2012

- 7 – Named Dave Taylor Vice President of Hockey Operations, Al MacInnis as Senior Advisor to the General Manager and Rob DiMaio as Director of Pro Scouting.

July, 2012

- 1 – Signed goaltender Mike McKenna and defensemen Taylor Chorney and Scott Ford.
- 2 – Signed defenseman Jeff Woywitka.
- 5 – Re-Signed forward David Perron.
- 6 – Signed forward Andrew Murray.
- 10 – Re-Signed forward Jamie Langenbrunner.
- Acquired a fourth round draft choice in 2013 and 2014 from Tampa Bay in exchange for forward B.J. Crombeen.
- 16 – Re-Signed forwards Anthony Peluso, Chris Porter and Brett Sonne.
- 20 – Re-Signed forward T.J. Oshie.
- 31 – Named Scott Allen assistant coach for the Peoria Rivermen.



ST. LOUIS BLUES

June, 2012

- 1 - Signed forward Ty Rattie.
- 2 - Signed forward Vladimir Tarasenko.
- 13 - Named Dave Allison head coach of the Peoria Rivermen.
- 14 - Re-Signed forward Chris Stewart.
- 15 - Named Brad Shaw associate coach and awarded assistant coach Ray Bennett a contract extension.
- Named Gary Agnew assistant coach.
- 18 - Re-signed defenseman Barret Jackman.
- 27 - Awarded head coach Ken Hitchcock a contract extension through the 2013-14 season.
- 28 - Named Bruce Affleck Chief Operating Officer.
- Re-Signed forward Scott Nichol.

May, 2012

- 22 - Signed defenseman Jani Hakanpaa.
- 29 - Signed goaltender Jordan Binnington.

April, 2012

- 21 - Signed goaltender Paul Karpowich.

March, 2012

- 12 - Signed forward Jaden Schwartz.
- 27 - Re-Signed forward Adam Cracknell to a one-year contract extension.

February, 2012

- 26 - Acquired a second round draft choice in 2013 from Ottawa in exchange for goaltender Ben Bishop.

January, 2012

- 9 - Re-Signed forward Ryan Reaves to a two-year contract extension.
- 18 - Re-Signed goaltender Brian Elliott to a two-year contract extension.

November, 2011

- 6 - Relieved Davis Payne of head coaching duties.
- Named Ken Hitchcock head coach.
- 11 - Acquired defenseman Kris Russell from Columbus in exchange for defenseman Nikita Nikitin.

October, 2011

- 11 - Claimed defenseman Taylor Chorney off waivers.

August, 2011

- 8 - Signed defenseman Danny Syvret.

July, 2011

- 1 - Signed goaltender Brian Elliott.
- Re-Signed forward Matt D'Agostini.
- Re-Signed forward Adam Cracknell.
- Signed forward Cody Beach.
- 2 - Signed defenseman Kent Huskins.
- 4 - Signed forward Brett Sterling.
- 5 - Signed forward Scott Nichol.
- Re-Signed goaltender Ben Bishop.
- 6 - Signed forwards Jason Arnott and Jamie Langenbrunner.
- 13 - Signed forward Jonathan Cheechoo.
- 18 - Re-Signed forward Ryan Reaves.

June, 2011

- 2 - Re-Signed defenseman Roman Polak.
- 6 - Re-Signed forward T.J. Hensick.
- 9 - Re-Signed defenseman Nikita Nikitin.
- 13 - Re-Signed forward Chris Porter.
- 15 - Re-Signed forward Vladimir Sobotka.
- 16 - Signed forward Sebastian Wannstrom.
- 22 - Named Tim Taylor Director of Player Development.
- 25 - Acquired Evgeny Grachev from the New York Rangers in exchange for a third round draft choice in 2011 (Steven Fogarty).
- 30 - Re-Signed forward T.J. Oshie.
- Re-Signed forward Adam Cracknell.

May, 2011

- 3 - Signed President of Hockey Operations, John Davidson to a contract extension.
- 9 - Signed forward Kyle Hagel to a two-way contract.
- 26 - Awarded Assistant Coaches Ray Bennett, Brad Shaw, Goaltending Consultant Corey Hirsch and Video Coach Scott Masters contract extensions.
- 31 - Re-Signed forward Patrik Berglund.

March, 2011

- 18 - Signed defenseman Cade Fairchild.
- 23 - Signed defenseman David Shields.

February, 2011

- 18 - Acquired the rights to unsigned draft choice Brock Beukeboom and a third round draft choice in 2011 (Jordan Binnington) from Tampa Bay in exchange for defenseman Eric Brewer.
- 19 - Acquired Kevin Shattenkirk, Chris Stewart and a 2011 conditional second draft choice (Ty Rattie) from Colorado in exchange for Erik Johnson, Jay McClement and a 2011 conditional first round draft choice (Duncan Siemens).
- 27 - Acquired a second round draft choice in 2011 (Joel Edmundson) from Buffalo in exchange for Brad Boyes.
- 28 - Acquired a third round draft choice in 2012 (Mackenzie MacEachern) from Anaheim in exchange for Brad Winchester.

January, 2011

- 18 - Signed forward Kyle Wellwood.

December, 2010

- 28 - Signed forward Marek Svatos.

November, 2010

- 12 - Signed forward David Backes to a five-year contract extension.

August, 2010

- 2 - Re-Signed defenseman Erik Johnson.
- 3 - Acquired forward Graham Mink from Florida in exchange for defenseman T.J. Fast.
- 4 - Named Bill Armstrong director of amateur scouting.
- Signed forward Dave Scatchard.
- Signed defenseman Dean Arsene.
- 11 - Signed forward David Spina.
- 30 - Signed forward David Spina.
- 31 - Named Dan Brooks Assistant Coach for the Peoria Rivermen

July, 2010

- (Doug Armstrong-2010)
- 1 - Named Doug Armstrong Executive Vice President and General Manager.
- Re-Signed forward Alex Steen.
- Signed forward Vladimir Sobotka.
- Named Dave Taylor Director of Player Personnel.
- 2 - Re-Signed forward Brad Winchester.
- 6 - Signed goaltender Jaroslav Halak.
- Re-Signed defenseman Carlo Colaiacovo and forward Cam Janssen.
- 12 - Signed defensemen Brennan Evans and Nathan Oystreich.
- 13 - Re-Signed forward Nicholas Drazenovic.
- 15 - Re-Signed defenseman Tyson Strachan.
- 16 - Signed forward T.J. Hensick.
- 19 - Re-Signed forward Ryan Reaves.
- 21 - Re-Signed forward David Perron.
- 28 - Re-Signed forward D.J. King.
- Acquired Stefan Della Rovere from Washington in exchange for D.J. King.

June, 2010

- 1 - Named Scott Mellanby as assistant coach.
- Signed forward Jori Lehtera.
- 10 - Signed defenseman David Rundblad.
- 14 - Signed defenseman Nikita Nikitin.
- 15 - Named Jared Bednar head coach of the Peoria Rivermen.
- 17 - Acquired goaltender Jaroslav Halak from Montreal in exchange for forwards Lars Eller and Ian Schultz.
- Acquired forward T.J. Hensick from Colorado in exchange for forward Julian Talbot.
- 18 - Named Corey Hirsch as goaltending coach.

BLUES HISTORY

- Re-Signed forward Matt D'Agostini.
25 - Acquired Ottawa's first round selection, 16th overall (Vladimir Tarasenko) in exchange for defenseman David Rundblad.
26 - Acquired forward Vladimir Sobotka from Boston in exchange for the rights to defenseman David Warsofsky.

May, 2010

- 12 - Signed forward Tyler Shattock.
14 - Signed forward Anthony Nigro.
19 - Re-Signed forward Adam Cracknell.

April, 2010

- 7 - Announced the retirement of Keith Tkachuk.
14 - Awarded Davis Payne a contract extension.

March, 2010

- 1 - Acquired Joe Fallon from Chicago in Exchange For Hannu Toivonen and Danny Richmond.
2 - Acquired Matt D'Agostini from Montreal in exchange for Aaron Palushaj.
22 - Signed defenseman Ian Cole.
30 - Signed defenseman Brett Ponich.

February, 2010

- 11 - Acquired defenseman Nate Guenin from Pittsburgh in exchange for defenseman Steve Wagner.

January, 2010

- 2 - Relieved Andy Murray of head coaching duties. Named Davis Payne interim head coach. Named Rick Wamsley interim head coach of the Peoria Rivermen.
18 - Named Tyler Love as goaltending consultant.

December, 2009

- 8 - Acquired forward Pascal Pelletier from Columbus in exchange for Brendan Bell and Tomas Kana.

September, 2009

- 9 - Signed forward Derek Armstrong.
15 - Exercised the option for Head Coach Andy Murray through 2010-11 season.
25 - Signed defenseman Darryl Sydor.

August, 2009

- 11 - Named Drake Berehowsky Assistant Coach for the Peoria Rivermen.

July, 2009

- 1 - Signed goaltender Ty Conklin.
6 - Re-Signed forward B.J. Crombeen.
8 - Signed forward Ian Schultz.
9 - Agreed to terms with goaltender Hannu Toivonen.
20 - Signed defensemen Justin Fletcher and Danny Richmond.
21 - Re-Signed defenseman Steve Wagner.
23 - Signed forwards Adam Cracknell and Barry Tallackson.
25 - Re-Signed defenseman Roman Polak.
29 - Signed defenseman Bryce Lampman.
31 - Signed defenseman Brendan Bell.

June, 2009

- 19 - Re-Signed forward Keith Tkachuk.
27 - Acquired a seventh round draft choice (Maxwell Tardy) in 2009 from Nashville in exchange for a seventh round draft choice (David Elsner) in 2010.
29 - Agreed to terms with defenseman Mike Weaver and forward Brad Winchester.

May, 2009

- 8 - Awarded Assistant General Manager and Director of Amateur Scouting Jarmo Kekalainen a contract extension. Awarded Kevin McDonald a contract extension and named him Assistant General Manager in addition to his Director of Professional Scouting duties.

- 15 - Awarded Assistant Coaches Ray Bennett, Brad Shaw and Rick Wamsley contract extensions.
26 - Re-Signed forward Jay McClement.

April, 2009

- 3 - Signed forward Aaron Palushaj.

March, 2009

- 4 - Acquired Danny Richmond from Pittsburgh in exchange for Andy Wozniwski.

February, 2009

- 9 - Signed forward Andy McDonald to a four-year contract extension.

December, 2008

- 19 - Acquired forward Jonathan Filewich from Pittsburgh in exchange for a conditional sixth round draft choice in 2010.

November, 2008

- 18 - Claimed forward B.J. Crombeen on waivers.
24 - Acquired defenseman Carlo Colaiacovo and forward Alex Steen from Toronto in exchange for Lee Stempniak.

October, 2008

- 9 - Signed defenseman Tyson Strachan.
21 - Claimed forward David Koci on waivers.
22 - Signed goaltender Jake Allen.
30 - Signed goaltender Chris Holt.

September, 2008

- 4 - Signed defenseman Alex Pietrangolo.
24 - Signed defenseman Mark Cundari.

July, 2008

- 1 - Re-Signed forward David Backes.
10 - Signed defenseman Mike Weaver as a free agent.
14 - Re-Signed forward Jay McClement. Signed forward Matt Foy as a free agent.
15 - Signed forward Cam Paddock and Steve Regier as free agents.
16 - Re-Signed defenseman Jeff Woywitka. Signed forward Brad Winchester as a free agent.
17 - Signed defenseman Andy Wozniwski as a free agent.

June, 2008

- 4 - Acquired the rights to defenseman T.J. Fast from Los Angeles in exchange for a fifth round draft choice in 2009 (Los Angeles traded to Florida, Florida drafted Wade Megan).
19 - Traded forward Jamal Mayers to Toronto in exchange for a third round draft choice in 2008 (James Livingston).
20 - Acquired goaltender Chris Mason from Nashville in exchange for a fourth round draft choice in 2008 (Nashville traded to New York Rangers, Rangers drafted Dale Weise).
21 - Acquired a seventh round draft choice in 2008 (Paul Karpowich) from Los Angeles in exchange for a seventh round draft choice in 2009 (Nic Dowd).

May, 2008

- 29 - Extended the contract of General Manager Larry Pleau through the 2009-10 season. Named Doug Armstrong Vice President of Player Personnel.

April, 2008

- 16 - Relieved Peoria Rivermen head coach Dave Baseggio of his coaching duties.

March, 2008

- 11 - Signed goaltender Ben Bishop.
19 - Signed forward Julian Talbot.

February, 2008

- 10 - Signed goaltender Chris Beckford-Tseu to a professional contract.
25 - Re-Signed defenseman Barret Jackman.
26 - Acquired Cam Janssen from New Jersey in exchange for Bryce Salvador.



ST. LOUIS BLUES

Acquired a fourth round draft choice in 2008 (traded to Nashville for Chris Mason which Nashville traded to New York Rangers, Rangers drafted Dale Weise) from the New York Rangers in exchange for Christian Backman.

December, 2007

- 13 - Michael McCarthy Named Vice Chairman of the St. Louis Blues.
- 14 - Acquired Andy McDonald from Anaheim in exchange for Doug Weight, Michal Birner and a seventh round draft choice in 2008 (traded to Los Angeles which was traded back to St. Louis, St. Louis drafted Paul Karpowich).

November, 2007

- 8 - Traded goaltender Jason Bacashihua to Colorado in exchange for future considerations.

October, 2007

- 4 - Signed forward Mike Johnson.

September, 2007

- 5 - Signed forward David Perron.

August, 2007

- 1 - Acquired forward Francois-Pierre Guenette from Vancouver in exchange for forward Zack Fitzgerald.
- 9 - Re-Signed goaltender Jason Bacashihua, defensemen Matt Walker, Jeff Woywitka and forwards Mike Glumac, D.J. King, Charles Linglet and Yan Stastny. Signed defenseman Alex Brooks.
- 21 - Signed forward Chris Porter.

July, 2007

- 1 - Signed forward Paul Kariya as a free agent. Re-Signed defenseman Barret Jackman.
- 3 - Signed defenseman Micki DuPont as a free agent.
- 23 - Acquired goaltender Hannu Toivonen from Boston in exchange for forward Carl Soderberg.
- 25 - Signed forward Lee Stempniak to a multi-year contract.

June, 2007

- 1 - Signed Patrik Berglund, Jonas Junland, Martin Kariya, Nikolai Lemtyugov and Juuso Riksman to NHL contracts.
- 19 - Signed forward Jean-Guy Trudel.
- 22 - Traded first round draft choice in 2007 to San Jose (Logan Couture) in exchange for Toronto's first round draft choice in 2007 (previously acquired, St. Louis drafted Lars Eller), Toronto's second round draft choice in 2007 (previously acquired, St. Louis drafted Aaron Palushaj) and San Jose's third round draft choice in 2008 (Ian Schultz). Traded Atlanta's first round draft choice in 2007 to Calgary (previously acquired, Calgary drafted Mikael Backlund) along with a third round draft choice in 2007 (John Negrin) in exchange for Calgary's first round draft choice in 2007 (Ian Cole).
- 26 - Acquired the rights to Keith Tkachuk from Atlanta along with future considerations in exchange for a conditional 1st round draft choice in 2008 (previously acquired from Atlanta on Feb. 25, 2007, Atlanta drafted Zach Bogosian).
- 30 - Signed forward Keith Tkachuk.

May, 2007

- 9 - Extended the contracts of assistant coaches Ray Bennett, Brad Shaw Rick Wamsley, and video coach Scott Masters. Extended the contracts of Peoria Rivermen head coach Dave Baseggio and assistant coach Brent Thompson.
- 23 - Signed Nicholas Drazenovic, Alexander Hellstrom, Tomas Kana and Ryan Reaves to NHL contracts.

April, 2007

- 19 - Signed defenseman Erik Johnson to an NHL contract.
- 24 - Re-Signed forward Trent Whitfield.

March, 2007

- 20 - Signed defenseman Steve Wagner.

February, 2007

- 24 - Eric Brewer and Manny Legace agreed to contract extensions.
- 25 - Acquired a first round draft choice in 2007 (traded to Calgary for their 18th choice which the Blues drafted Ian Cole), a third round draft choice in 2007 (Brett Sonne), a second round draft choice in 2008 (Philip McRae) and forward Glen Metropolit from Atlanta in exchange for Keith Tkachuk.
- 27 - Acquired Ville Nieminen, Jay Bariball and a first round draft choice in 2007 (David Perron) in exchange for Bill Guerin. Acquired Brad Boyes from Boston in exchange for Dennis Wideman. Jamal Mayers agreed to contract extension.

January, 2007

- 1 - Signed Charles Linglet to an NHL contract.
- 16 - Acquired forward Yan Stastny from Boston in exchange for a fifth round draft choice in 2007 (Denis Ruel).

December, 2006

- 11 - Relieved Mike Kitchen of coaching duties. Named Andy Murray head coach.
- 13 - Named Ray Bennett as Assistant Coach.

November, 2006

- 6 - Named Al MacInnis Vice President of Hockey Operations.

October, 2006

- 31 - Claimed forward Joel Perrault on waivers.

September, 2006

- 14 - Signed forward Radek Dvorak.

August, 2006

- 2 - Signed forward Martin Rucinsky.
- 8 - Signed goaltender Manny Legace.
- 9 - Signed Christian Backman to a multi-year contract.
- 18 - Signed defenseman Jamie Rivers.

July, 2006

- 1 - Re-Signed forward Dallas Drake. Signed defenseman Jay McKee.
- 2 - Signed head coach Mike Kitchen to a multi-year contract. Signed forward Doug Weight.
- 3 - Signed forward Dan Hinote. Signed forward Bill Guerin.
- 4 - Re-Signed forward Petr Cajanek.
- 7 - Named Rick Wamsley assistant coach/goaltending coach.
- 11 - Named Brad Shaw assistant coach.
- 17 - Re-signed forward Jay McClement. Announced that goaltender Jason Bacashihua, defensemen Eric Brewer, Doug Lynch, Aaron MacKenzie and Jeff Woywitka along with forwards Jon DiSalvatore, Tomas Mojzis and Peter Sejna accepted qualifying offers.
- 27 - Named Dave Baseggio head coach for the Peoria Rivermen.

June, 2006

- 1 - Signed goaltender Marek Schwarz, defenseman Roman Polak and forwards Michal Birner and Carl Soderberg.
- 24 - Traded a first round draft choice in 2006 (Matthew Correnta) to New Jersey and Vancouver's third round draft choice in 2006 (previously acquired, New Jersey drafted Vladimir Zharkov) in exchange for a first round draft choice in 2006 (Patrik Berglund).
- 29 - Re-Signed forward Ryan Johnson and defenseman Matt Walker.
- 30 - Named John Davidson President of Hockey Operations. Awarded Senior Vice President and General Manager Larry Pleau a contract extension through 2007-2008 season.

April, 2006

- 25 - Signed forward Magnus Kahnberg.

BLUES HISTORY

March, 2006

- 9 - Acquired forward Tomas Mojzis and a third round draft choice (traded to New Jersey in which the Devils drafted Vladimir Zharkov) in 2006 from Vancouver in exchange for defenseman Eric Weinrich.
- 15 - Signed forward David Backes.

January, 2006

- 29 - Acquired forward Timofei Shishkanov from Nashville in exchange for forward Mike Sillinger.
- 30 - Acquired a first round draft choice in 2006 (traded to New Jersey for their 25th choice which the Blues drafted Patrik Berglund), a fourth round draft choice in 2006 (Reto Berra), a fourth round draft choice in 2007 and Jesse Boulerice, Magnus Kahnberg and Mike Zigomanis in exchange for Doug Weight and Erkki Rajamaki.
- 31 - Claimed goaltender Craig Anderson on waivers.

December, 2005

- 3 - Claimed defenseman Kevin Dallman on waivers from Boston.
- 10 - Acquired defenseman Steve Poapst from Pittsburgh in exchange for forward Eric Boguniecki.
- 30 - Claimed forward Vladimir Orszagh on waivers from Phoenix.

November, 2005

- 29 - Claimed forward Simon Gamache on waivers from Nashville.

October, 2005

- 4 - Named Don Granato as assistant coach.

September, 2005

- 9 - Announced the retirement of defenseman Al MacInnis.
- 13 - Signed forward Scott Young.

August, 2005

- 1 - Signed forward Aaron Downey.
- 2 - Acquired defensemen Eric Brewer, Doug Lynch and Jeff Woywitka from Edmonton in exchange for defenseman Chris Pronger. Signed forwards Jeff Hoggan, Ryan Ramsay and Trent Whitfield.
- 5 - Named Brent Thompson Assistant Coach for the Peoria Rivermen.
- 9 - Signed forward Dean McAmmond.
Re-Signed defenseman Bryce Salvador.
Announced that forwards Eric Boguniecki and Colin Hemingway accepted qualifying offers.
- 12 - Re-Signed forwards Mike Glumac and Mark Rycroft along with defenseman Mike Stuart.
Announced that forward Ryan Johnson and defenseman Trevor Byrne accepted qualifying offers.
- 15 - Re-Signed forwards Jamal Mayers and Peter Sejna along with defenseman Brett Scheffella.
- 24 - Announced that defenseman Eric Brewer accepted a qualifying offer.
Traded forward John Pohl to Toronto in exchange for future considerations.

July, 2005

- 28 - Exercised its rights to pick-up the options for the 2005-06 season for goaltender Patrick Lalime, and defensemen Andy Roach and Matt Walker.
- 29 - Signed Zack Fitzgerald and Lee Stempniak to entry-level contracts.

June, 2005

- 3 - Named Jarmo Kekalainen assistant general manager.
- 16 - Named Kevin McDonald General Manager of Hockey Operations for the Peoria Rivermen.
Named Steve Pleau Associate Head Coach for the Peoria Rivermen.
- 22 - Awarded Head Coach Mike Kitchen a contract extension through 2005-06 season.
Named Curt Fraser assistant coach.

September, 2004

- 10 - Re-Signed defenseman Christian Backman, goaltenders Chris Beckford-Tseu and Curtis Sanford along with forwards

Erkki Rajamaki and Konstantin Zakharov.

- 13 - Re-Signed defenseman Barret Jackman.

August, 2004

- 5 - Re-Signed forward Petr Cajanek.

July, 2004

- 5 - Re-Signed defenseman Eric Weinrich.
- 12 - Re-Signed forward Mike Sillinger.
- 15 - Signed goaltender Patrick Lalime & re-signed forward Jamal Mayers.
- 30 - Re-Signed defenseman Chris Pronger.

June, 2004

- 24 - Awarded contract extensions to Worcester IceCats Head Coach Don Granato and Director of Amateur Scouting Jarmo Kekalainen.
- 25 - Acquired goaltender Jason Bacashihua from Dallas in exchange for defenseman Shawn Belle.
- 27 - Acquired goaltender Patrick Lalime from Ottawa in exchange for a conditional fourth round draft choice (Ilja Zubov) in the 2005 Entry Draft.
- 29 - Re-Signed goaltender Reinhard Divis, defensemen Trevor Byrne and Aaron MacKenzie and forwards Eric Boguniecki, Blake Evans, Mike Glumac, Johnny Pohl and Mark Rycroft.
- 30 - Agreed to new contracts with forward Dallas Drake and defenseman Alexander Khavanov.
Re-Signed forward Ryan Johnson.
Signed forwards Jon DiSalvatore and D.J. King along with defensemen Andy Roach, Patrick Wellar and Dennis Wideman.

March, 2004

- 4 - Acquired forward Mike Sillinger from Phoenix in exchange for goaltender Brent Johnson.
- 9 - Acquired forward Brian Savage from Phoenix in exchange for future considerations.

February, 2004

- 9 - Acquired defenseman Eric Weinrich from Philadelphia in exchange for a fifth round draft choice (Gino Pisellini) in the 2004 Entry Draft.
- 24 - Relieved Joel Quenneville of coaching duties.
Named Mike Kitchen head coach and Keith Alsin as interim assistant coach.

January, 2004

- 30 - Claimed forward Pascal Rheaume on waivers.

December, 2003

- 22 - Signed forward Scott Pellerin as a free agent.

October, 2003

- 10 - Signed defensemen Trevor Byrne and Aaron MacKenzie along with forward Colin Hemingway.
- 27 - Acquired forward Erkki Rajamaki from Tampa Bay in exchange for an eighth round draft choice (Justin Keller) in the 2004 Entry Draft.
- 28 - Awarded Senior Vice President and General Manager Larry Pleau a contract extension through 2005-2006 season.

September, 2003

- 5 - Signed defenseman Murray Baron as a free agent.
- 17 - Named Brent Karasiuk President and General Manager of the Worcester IceCats.
- 19 - Named Kevin McDonald Director of Professional Scouting.

August, 2003

- 7 - Re-Signed forward Pavol Demitra.

July, 2003

- 16 - Re-Signed goaltender Brent Johnson, along with defenseman Tom Kojivisto, Christian Lafflamme and Bryce Salvador and forwards Mike Danton, Ryan Johnson, and Steve Martins.



ST. LOUIS BLUES

- 25 - Re-Signed forward Reed Low and defenseman Matt Walker.
- 31 - Re-Signed goaltender Cody Rudkowsky and forward Marc Brown.

June, 2003

- 11 - Signed goaltender Chris Osgood.
- 21 - Acquired a second round pick (David Backes) in the 2003 Entry Draft from Tampa Bay in exchange for Cory Stillman. Acquired Mike Danton and a third round pick (Konstantin Zakharov) in the 2003 Entry Draft from New Jersey in exchange for a third round pick (Ivan Khomutov) in the 2003 Entry Draft. Acquired a fifth round pick (Lee Stempniak) in the 2003 Entry Draft from Phoenix in exchange for Tyson Nash.
- 30 - Re-Signed goaltender Reinhard Divis, defenseman Aris Brimanis along with forwards Jeff Panzer and Sergei Varlamov.

April, 2003

- 6 - Signed forward Peter Sejna as a free agent.

March, 2003

- 11 - Acquired forward Valeri Bure from Florida along with a 2004 conditional draft pick in exchange for defenseman Mike Van Ryn. Acquired goaltender Chris Osgood from the N.Y. Islanders along with a third round pick (Konstantin Barulin) in the 2003 Entry Draft in exchange for forward Justin Papineau and a second round pick (Jeremy Colliton) in the 2003 Entry Draft.
- 20 - Signed forward Greg Black as a free agent.

February, 2003

- 14 - Signed forward Jay McClement.
- 19 - Claimed forward Ryan Johnson on waivers.

January, 2003

- 15 - Claimed forward Steve Martins on waivers.

December, 2002

- 5 - Traded defenseman Dale Clarke to Colorado for a conditional draft choice.

November, 2002

- 4 - Signed goaltender Tom Barrasso as a free agent.

October, 2002

- 8 - Signed forward Eric Boguniecki to a contract extension.
- 30 - Signed forward Martin Rucinsky as a free agent.

September, 2002

- 12 - Re-signed forward Keith Tkachuk.

August, 2002

- 1 - Named Ted Hampson director of player evaluation. Named Jarmo Kekalainen director of amateur scouting.
- 9 - Signed defenseman Aris Brimanis as a free agent.

July, 2002

- 3 - Signed center Petr Cajanek.
- 10 - Signed defenseman Tom Koivisto. Re-Signed defenseman Jeff Finley.
- 12 - Signed defenseman Christian Backman.
- 15 - Signed forward Keith Tkachuk and goaltender Fred Brathwaite to qualifying offers.
- 16 - Signed forwards Steve Dubinsky and Eric Nickulas, and defenseman Steve Bancroft.
- 19 - Re-signed defensemen Alexander Khavanov and Christian Laflamme.
- 23 - Signed forward Jason Dawe.
- 24 - Re-Signed forwards Jamal Mayers and Daniel Corso.
- 31 - Re-Signed forwards Cory Stillman, Daniel Tkaczuk, Marc Brown, and Mark Rycroft along with defenseman Dale Clarke and goaltender Cody Rudkowsky.

June, 2002

- 25 - Named Don Lever assistant coach.

- 27 - Exercised the options on the contracts of goaltender Brent Johnson, right wing Reed Low and centers Mike Eastwood and Eric Boguniecki for the 2002-03 season.

May, 2002

- 16 - Announced the retirement of assistant coach Jim Roberts.

March, 2002

- 6 - Claimed forward Ted Donato on waivers.
- 18 - Acquired forward Ray Ferraro from Atlanta in exchange for a fourth round selection (Lane Mason) in the 2002 Entry Draft.

February, 2002

- 11 - Acquired forward Shjon Podein from Colorado in exchange for Mike Keane.

December, 2001

- 5 - Acquired defenseman Steve Halko from Carolina and a fourth round draft selection (later traded to Atlanta in which they selected Lane Mason) in the 2002 NHL Entry Draft in exchange for Sean Hill.

November, 2001

- 6 - Signed free agent defenseman Marc Bergevin.

August, 2001

- 21 - Signed Christian Laflamme as a free agent.

July, 2001

- 1 - Acquired forwards Doug Weight and Michel Riesen for forwards Marty Reasoner and Jochen Hecht and defenseman Jan Horacek.
- 5 - Signed free agents Mike Keane and Rich Pilon.

June, 2001

- 23 - Acquired goaltender Fred Brathwaite and forwards Daniel Tkaczuk and Sergei Varlamov along with a 2001 ninth round draft pick (Grant Jacobsen) for goaltender Roman Turek and a 2001 fourth round draft pick (Yegor Shastin).

May, 2001

- 7 - Signed Greg Davis and Jeff Panzer as free agents.

March, 2001

- 4 - Claimed forward Sebastian Bordeleau off waivers from Nashville.
- 5 - Acquired defenseman Alexei Gusarov from the New York Rangers for defensemen Peter Smrek.
- 13 - Acquired Keith Tkachuk from Phoenix for forwards Michal Handzus, Ladislav Nagy, Jeff Taffe and a 2002 first round draft choice (Ben Eager). Acquired forward Cory Stillman from Calgary for forward Craig Conroy and a seventh round draft pick (David Moss) in the 2001 NHL Entry Draft.

February, 2001

- 10 - Acquired forward Scott Mellanby from Florida for David Morisset and a 2002 fifth round draft pick or a compensatory draft pick (Vince Bellissimo).

December, 2000

- 18 - Acquired forward Eric Boguniecki from Louisville for forward Andrej Podkonicky.
- 28 - Acquired defenseman Dan Trebil from Pittsburgh for Marc Bergevin.

September, 2000

- 19 - Awarded Head Coach Joel Quenneville a contract extension through 2003-2004.

August, 2000

- 24 - Signed Reid Simpson as a free agent.

July, 2000

- 1 - Signed Dallas Drake and Sean Hill as free agents.
- 14 - Signed Dwayne Roloson as a free agent.

BLUES HISTORY

- 27 - Signed Chris Murray as a free agent.

June, 2000

- 12 - Signed Vladimir Chebaturkin as a free agent. Signed Matt Walker and Alex Khavanov to contracts.
30 - Signed Mike Van Ryn as a free agent.

May, 2000

- 15 - Signed Dale Clarke, Mark Rycroft and Shawn Mamane as free agents.

March, 2000

- 22 - Signed forward Roger Trudeau.

February, 2000

- 1 - Signed Darren Rumble as a free agent.
9 - Acquired defenseman Dan Keczmer from the Nashville Predators in exchange for defenseman Rory Fitzpatrick.

January, 2000

- 13 - Acquired forward Stephane Richer from the Tampa Bay Lightning in a trade for defenseman Chris McAlpine and goaltender Rich Parent.

December, 1999

- 11 - Claimed forward Bob Bassen off waivers.

November, 1999

- 18 - Announced the retirement of forward Geoff Courtnall.

October, 1999

- 20 - Signed free agent defenseman Dave Ellett.
Acquired forward Derek King from the Toronto Maple Leafs for an exchange of 8th round draft choices in the 2000 NHL Entry Draft and defenseman Tyler Harlton.

September, 1999

- 4 - Traded goaltender Grant Fuhr to Calgary for Calgary's 3rd round draft choice in the 2000 NHL Entry Draft (Justin Papineau). Signed defenseman Peter Smrek.
27 - Signed defenseman Barret Jackman.
30 - Claimed defenseman Todd Reirden off waivers from the Edmonton Oilers.

August, 1999

- 16 - Signed goaltender Roman Turek to a multi-year contract.
25 - Signed Sylvain Blouin as a free agent.

July, 1999

- 15 - Signed defenseman Libor Prochazka.

June, 1999

- 3 - Signed center Tyler Rennette and defenseman Jame Pollock.
20 - Acquired Roman Turek from Dallas in exchange for St. Louis' compensatory third round draft choice (Dan Jancevski) in the 1999 NHL Entry Draft.

May, 1999

- 25 - Signed Jaroslav Obsut as a free agent.

April, 1999

- 3 - Lary Pleau and John Ferguson, Jr. receive contract extensions.

March, 1999

- 1 - Signed Jim Carey as a free agent.
4 - Didier Tremblay agreed to a contract.
18 - Acquired Brad Shaw and an eighth round choice (Colin Hemingway) in the 1999 Entry Draft from Washington in exchange for a sixth round choice (Kyle Clark) in the 1999 Entry Draft.
23 - Re-acquired Blair Atcheynum from Nashville for a sixth round draft choice in the 2000 Entry Draft.
25 - Signed Cody Rudkowsky as a free agent.

February, 1999

- 13 - Acquired Jeff Finley and Geoff Smith from the NY Rangers for future considerations.

- 22 - Traded Chris Kenady to the NY Rangers, completing the transaction from February 13, which the Blues acquired Jeff Finley and Geoff Smith for future considerations.

December, 1998

- 30 - Claimed Todd Gill off waivers by Detroit.

September, 1998

- 1 - Named Mike Kitchen Assistant Coach.
4 - Agreed to contracts with Kevin Dahl and Kevin Sawyer.

August, 1998

- 28 - Named Keith Allain Goaltending Coordinator.

July, 1998

- 16 - Signed Scott Young as a free agent.
24 - Agreed to contracts with Deke Bekar, Tyler Harlton, Ladislav Nagy, Tyson Nash, Andrei Podkonicky, Marty Reasoner, and Jason Widmer.

June, 1998

- 26 - Nashville claimed Blair Atcheynum in the Expansion Draft. Darren Turcotte and the highest compensatory pick in the second round of the 1999 Entry Draft to Nashville (later traded to Florida - Florida selected Alexander Auld) for future considerations.

May, 1998

- 5 - Agreed to terms with Jan Horacek.

March, 1998

- 18 - Agreed to a contract with Daniel Corso.
24 - Acquired Todd Gill from San Jose for Joe Murphy. Acquired Mike Eastwood from the NY Rangers in exchange for Harry York.
26 - Signed Matt Smith as a free agent.

January, 1998

- 3 - Signed Michel Picard as a free agent.

October, 1997

- 3 - Agreed to a contract with Michal Handzus.
Signed Lubos Bartecko and Tyler Willis as free agents.

September, 1997

- 11 - Agreed to contracts with Chris Kenady and Jochen Hecht.
29 - Acquired Kelly Chase from Toronto for future considerations.

August, 1997

- 12 - Signed Blair Atcheynum, Bruce Ramsay and Terry Yake as free agents.
25 - Acquired Steve Duchesne from Ottawa in exchange for Igor Kravchuk.
29 - Signed Shayne Toporowski as a free agent.

July, 1997

- 8 - Signed Rudy Poeschek as a free agent.
16 - Signed Terry Hollinger, Rich Parent and Terry Virtue as free agents.
24 - Acquired Darren Turcotte in exchange for Stephane Matteau.

June, 1997

- 2 - Acquired Brent Johnson from Colorado in exchange for a third round selection in 1997 Entry Draft and a conditional third round selection in 2000 Entry Draft.
Signed Reed Low and Scott Roche as free agents.
27 - Acquired Alexander Godynuk and a sixth round selection in the 1998 Entry Draft in exchange for Steve Leach. (Lary Pleau-1997)

March, 1997

- 14 - Signed Pavol Demitra as a free agent (acquired rights from Ottawa for Christer Olsson on November 27, 1996).



ST. LOUIS BLUES

February, 1997

- 11 - Acquired Chris McAlpine from and a ninth round selection in 1999 Entry Draft from New Jersey in exchange for Peter Zezel.

November, 1996

(Ron Caron-1996)

- 13 - Acquired Sergio Momesso from the NY Rangers in exchange for Brian Noonan.
- 26 - Acquired Mike Peluso and Ricard Persson from New Jersey in exchange for Ken Sutton and a second round selection in 1999 Entry Draft.
- 27 - Acquired Pavol Demitra from Ottawa in exchange for Christer Olsson.

October, 1996

- 29 - Acquired Pierre Turgeon, Craig Conroy and Rory Fitzpatrick from Montreal in exchange for Shayne Corson, Murray Baron and a fifth round selection in 1997 Entry Draft.

September, 1996

- 26 - Signed Gary Leeman as a free agent.

July, 1996

- 3 - Signed Joe Murphy, Scott Pellerin, Jim Campbell, David Williams, Jamie McLennan and Harry York as free agents.
- 6 - Signed Trent Yawney as a free agent.
- 9 - Signed Marc Bergevin as a free agent.
- 31 - Signed Kevin Plager as a free agent.

March, 1996

- 12 - Acquired future considerations from Edmonton in exchange for Dave Roberts.
Acquired Glenn Anderson from Edmonton via waivers.
- 15 - Acquired Craig MacTavish from Philadelphia in exchange for Dale Hawerchuk.
- 19 - Acquired Charlie Huddy and a seventh round choice (Daniel Corso) in 1996 Entry Draft from Buffalo in exchange for rights to Denis Hamel.
- 20 - Acquired a sixth round choice (Stephen Wagner) in 1996 Entry Draft from Pittsburgh in exchange for J.J. Daigneault. Dallas Eakins to Winnipeg via waivers.
Acquired Yuri Khmylev and a eighth round choice (Andrei Podkonicky) in 1996 Entry Draft from Buffalo in exchange for Jean-Luc Grand-Pierre, Ottawa's second round choice (previously acquired, Buffalo selected Cory Sarich) in 1996 Entry Draft and St. Louis' third round choice (Maxim Afinogenov) in 1997 Entry Draft.

February, 1996

- 27 - Acquired Wayne Gretzky from Los Angeles in exchange for Craig Johnson, Patrice Lardif, Roman Vopat, and first round choice (Matt Zultek) in 1997 Entry Draft and a fifth round choice (Peter Hogan) in 1996 Entry Draft to Los Angeles.

January, 1996

- 4 - Acquired Igor Kravchuk and Ken Sutton from Edmonton in exchange for Donald Dufresne and Jeff Norton.
Acquired Mike Hudson from Toronto via waivers.
- 29 - Acquired Rob Pearson from Washington in exchange for Denis Chasse.

December, 1995

- 28 - Acquired Stephane Matteau from NY Rangers in exchange for Ian Laperriere.

November, 1995

- 1 - Acquired a third round choice (Ville Nieminen) in the 1997 Entry Draft (later traded to Colorado) from NJ Devils in exchange for Esa Tikkanen.
- 7 - Acquired J.J. Daigneault from Montreal in exchange for Pat Jablonski.

October, 1995

- 2 - Claimed Pat Jablonski off waivers from Toronto.
- 19 - Signed Peter Zezel as a free agent.

September, 1995

- 28 - Acquired Dallas Eakins from Florida in exchange for a fourth round choice (Ivan Novoseltsev) in 1997 Entry Draft.

August, 1995

- 4 - Curtis Joseph and the rights to Michael Grier to Edmonton for St. Louis' first round choices (previously acquired) in 1996 Entry Draft (St. Louis selected Marty Reasoner) and 1997 Entry Draft (later traded to Los Angeles - Los Angeles selected Matt Zultek) as compensation for signing Shayne Corson on July 28, 1995.
Acquired a second round choice (later traded to Buffalo - Buffalo selected Cory Sarich) in 1996 Entry Draft in exchange for Steve Duchesne to Ottawa.
- 10 - Signed Bruce Racine as a free agent.

July, 1995

- 8 - Signed Dale Hawerchuk as a free agent.
- 14 - Signed goaltender Grant Fuhr as a free agent
- 27 - Acquired Chris Pronger from Hartford in exchange for Brendan Shanahan.
- 28 - Signed Shayne Corson as a free agent.

April, 1995

- 7 - Acquired Ottawa's ninth round choice (Libor Zabransky) in 1995 Entry Draft in exchange for Dan Laperriere and a ninth round choice (Erik Kaminski) in 1995 Entry Draft.

March, 1995

- 6 - Acquired Jeff Norton, a fourth selection in the 1997 Entry Draft and future considerations from San Jose in exchange for Craig Janney.
- 23 - Acquired Todd Elik from San Jose in exchange for Kevin Miller.

February, 1995

- 4 - Signed Glenn Anderson as a free agent.
- 16 - Signed Kevin Sawyer as a free agent.

January, 1995

- 18 - Kelly Chase claimed on waivers by Hartford. Igor Korolev claimed off waivers by Winnipeg. Greg Gilbert claimed off waivers from NY Rangers. Donald Dufresne claimed off waivers from Los Angeles.

October, 1994

- 3 - Signed Tony Twist as a free agent.
- 6 - Acquired Adam Creighton from Tampa Bay in exchange for Tom Tilley.

August, 1994

- 19 - Acquired Guy Carbonneau from Montreal in exchange for Jim Montgomery.
- 29 - Acquired Bill Houlder from Anaheim in exchange for Jason Marshall.
- 31 - Signed Greg Parks as a free agent.

July, 1994

- 4 - Acquired Al MacInnis and a fourth round pick in 1997 (Didier Tremblay) from Calgary in exchange for Phil Housley and a second round pick in 1996 (Steve Begin) and 1997 (John Tripp) to Calgary.
(Mike Keenan, 1994)
- 24 - Acquired Esa Tikkanen and Doug Lidster from NY Rangers in exchange for Petr Nedved.

June, 1994

- 30 - Signed Jon Casey as a free agent.

March, 1994

- 4 - Signed Petr Nedved as a free agent.
- 9 - Signed Peter Stastny as a free agent.
- 14 - Craig Janney and a second round pick (Dave Scatchard) in 1994 awarded to Vancouver as compensation for the Blues signing free agent Petr Nedved.

BLUES HISTORY

- 21 - Acquired Craig Janney in exchange for Jeff Brown, Bret Hedican and Nathan LaFayette to Vancouver in exchange for Alexei Kasatonov acquired from Anaheim in exchange for Maxim Bets and a sixth round choice (later returned to St. Louis - St. Louis selected Dennis Hamel) in 1995 Entry Draft

January, 1994

- 23 - Acquired Steve Duchesne and Denis Chasse from Quebec in exchange for Bob Bassen, Garth Butcher and Ron Sutter.

October, 1993

- 3 - Chicago claimed Rich Sutter in Waiver Draft.

September, 1993

- 24 - Acquired Phil Housley from Winnipeg in exchange for Nelson Emerson and Stephane Quintal.

July, 1993

- 29 - Acquired Jim Hrivnak from Winnipeg in exchange for a sixth round choice (Chris Kibermanis) and future considerations.
30 - Signed Tony Hrkac and Tom Tilley as free agents.

June, 1993

- 2 - Signed Jim Montgomery as a free agent.
24 - Anaheim claimed Guy Hebert in Expansion Draft.
Florida claimed Dave Lowry in Expansion Draft.

January, 1993

- 28 - Acquired Basil McRae, Doug Crossman and a fourth round pick (Andrei Petukov) in 1996 Entry Draft from Tampa Bay in exchange for Jason Ruff.

November, 1992

- 1 - Acquired Kevin Miller from Washington in exchange for Paul Cavallini.

June, 1992

- 18 - Ottawa claimed Dominic Lavoie in Expansion Draft.
Tampa Bay claimed Michel Mongeau in Expansion Draft.
19 - Acquired future considerations from Tampa Bay in exchange for Pat Jablonski, Darin Kimble, Steve Tuttle and Rob Robinson.

February, 1992

- 7 - Acquired Craig Janney and Stephane Quintal from Boston in exchange for Adam Oates.
27 - Quebec claimed Gino Cavallini off waivers.
Signed Philippe Bozon as a free agent.
29 - Signed Curt Giles as a free agent.

November, 1991

- 13 - Acquired Lee Norwood from Hartford in exchange for future considerations.
26 - Acquired eighth round choice (Igor Boldin) in 1992 Draft from Winnipeg in exchange for Mario Marois.

October, 1991

- 2 - Signed Bruce Shoebottom as a free agent.
18 - Acquired Rick Zombo from Detroit in exchange for Vince Riendeau.

September, 1991

- 2 - Scott Stevens awarded to New Jersey as compensation for the Blues signing free agent Brendan Shanahan.
22 - Acquired Ron Sutter and Murray Baron from Philadelphia in exchange for Rod Brind'Amour and Dan Quinn.

August, 1991

- 7 - Signed Dave Mackey and Brian McKee as free agents.

July, 1991

- 23 - Signed Ron Hoover as a free agent.
24 - Signed Brendan Shanahan as a free agent.
30 - Dave Christian, a third round choice (Vitali Prokhorov) in 1992 and an option for the Bruins' seventh round choice

(Lance Burns) in 1992 or a sixth round choice in 1993, as compensation from Boston for signing Glen Featherstone and Dave Thonlinson as free agents.

May, 1991

- 24 - Jim Vesey to Winnipeg to complete the Tom Draper trade on February 28, 1991. Tom Draper to Winnipeg for future considerations.
30 - San Jose claimed David Bruce in Expansion Draft.
31 - Signed Brian Pellerin as a free agent.

March, 1991

- 5 - Acquired Garth Butcher and Dan Quinn from Vancouver in exchange for Geoff Courtnall, Sergio Momesso, Cliff Ronning, Robert Dirk and fifth round pick (Brian Loney) in 1992.
Acquired Darren Veitch from Toronto in exchange for Keith Osborne.

February, 1991

- 4 - Acquired Darin Kimble from Quebec in exchange for Herb Raglan, Tony Twist and Andy Rymsha.
28 - Acquired future considerations from Winnipeg in exchange for Tom Draper.

October, 1990

- 3 - Claimed Mario Marois from Quebec in Waiver Draft.
Claimed Bob Bassen from Chicago in Waiver Draft.
27 - Acquired an 11th round choice (Wade Salzman) in 1992 Draft from Pittsburgh in exchange for Gordie Roberts.

September, 1990

- 12 - Signed Alain Raymond as a free agent.

July, 1990

- 12 - Signed Scott Stevens as a free agent.
13 - Acquired Geoff Courtnall from Washington in exchange for Peter Zezel, Mike Lalor.
23 - Signed David Bruce and Jeff Lamb as free agents.

March, 1990

- 6 - Acquired Rich Sutter, Harold Snepsts and second round choice (Craig Johnson) acquired from St. Louis in September 6, 1988 trade from Vancouver in exchange for Adrien Plavsic and St. Louis' first round (Shawn Antoski) in 1990.
13 - Signed Yves Heroux as a free agent.

January, 1990

- 22 - Acquired Ron Wilson from Winnipeg in exchange for Doug Evans.

December, 1989

- 12 - Todd Ewen to Montreal for return of St. Louis' third round choice (Nathan Lafayette) in 1991 previously traded to Montreal for Mike Lalor.
13 - Acquired Jeff Brown from Quebec in exchange for Greg Millen and Tony Hrkac.

November, 1989

- 10 - Acquired 1991 third round choice (Kyle Reeves) from Los Angeles in exchange for Brian Benning.

September, 1989

- 29 - Acquired rights to Rik Wilson from Chicago in exchange for Craig Cox.

August, 1989

- 21 - Signed Michel Mongeau and Rich Pion as free agents.

July, 1989

- 19 - Signed Rik Wilson as a free agent from Chicago.

June, 1989

- 15 - Acquired Adam Oates and Paul MacLean from Detroit in exchange for Bernie Federko and Tony McKegney.



ST. LOUIS BLUES

- 16 - Signed Curtis Joseph as a free agent.
- 17 - Acquired Winnipeg's third choice (Denny Felsner) in 1989 Entry Draft and Winnipeg's second choice (Steve Staios) in 1991 Entry Draft in exchange for Greg Paslawski and St. Louis' third choice (Kris Draper) in 1989 Entry Draft.

February, 1989

- 3 - Acquired Phil DeGaetano from Boston in exchange for Scott Harlow.
- 13 - Acquired future considerations from Boston in exchange for Ron Flockhart.

January, 1989

- 16 - Acquired Mike Lalor from Montreal for the option to switch first round picks (Turner Stevenson) in 1990 Entry Draft and St. Louis' third round choice in 1991 Entry Draft.

November, 1988

- 29 - Acquired Mike Bullard from Philadelphia in exchange for Peter Zezel.

October, 1988

- 19 - Acquired Washington's sixth choice (Derek Frenette) in 1989 Entry Draft in exchange for Rob Whistle and St. Louis' eighth choice (Steve Martell) in 1990 Entry Draft.

September, 1988

- 6 - Acquired Mike Bullard, Craig Cox and Tim Corkery from Calgary in exchange for Doug Gilmour, Mark Hunter and Michael Dark. Acquired Dave Richter and a second round choice in 1990 Entry Draft from Vancouver for Robert Nordmark.
- 29 - Acquired Peter Douris from Winnipeg in exchange for Kent Carlson, St. Louis' twelfth choice (Sergei Kharin) in 1989 Draft and St. Louis' fourth choice (Scott Levins) in 1990 Entry Draft. Acquired Dave Lowry from Vancouver in exchange for Ernie Vargas.

August, 1988

- 9 - Acquired Sergio Momesso and Vince Riendeau from Montreal in exchange for Jocelyn Lemieux, Darrell May and St. Louis' second choice (Patrice Brisbois) in 1989 Entry Draft.

March, 1988

- 7 - Acquired Brett Hull and Steve Bozek from Calgary for Rob Ramage and Rick Wamsley.
- 8 - Charlie Bourgeois and Hartford's third choice (Blair Atcheynum) in 1989 Entry Draft - acquired earlier by St. Louis in Mark Reeds deal, October 5, 1987 for Hartford's second choice (Rick Corriveau) in 1989 Entry Draft Gordie Roberts from Philadelphia for futures.

February, 1988

- 2 - Acquired Ernie Vargas from Montreal for future considerations.

January, 1988

- 21 - Acquired Scott Harlow from Montreal for future considerations.

December, 1987

- 11 - Acquired Paul Cavallini from Washington for Montreal's second choice (Wade Bartley) in 1988 Entry Draft - St. Louis' property via earlier deal.

November, 1987

- 26 - Sold Bill Root to Philadelphia.

October, 1987

- 5 - Acquired Hartford's third choice in 1989 Entry Draft, later returned to Hartford in March 8, 1988 Charlie Bourgeois deal Doug Wickenheiser claimed by Hartford in Waiver Draft.
- 13 - Acquired Gaston Gingras from Montreal in exchange for Larry Trader and future considerations.
- 23 - Acquired future considerations from NY Rangers in exchange for Jim Pavese.

September, 1987

- 28 - Signed Ron Hardy as a free agent.

June, 1987

- 5 - Acquired Perry Turnbull from Winnipeg in exchange for St. Louis' fifth choice (Ken Gernander) in 1987 Entry Draft.
- 13 - Acquired Calgary's fourth choice (Andy Rymsha) and fifth choice (Dave Lacouture) in 1988 Entry Draft in exchange for Ric Natress.
- 19 - Signed Dave Thomlinson as a free agent.

May, 1987

- 28 - Acquired Tony McKegney and Rob Whistle from NY Rangers in exchange for Bruce Bell and future considerations .

March, 1987

- 10 - Acquired Hartford's tenth choice (Andy Cesarski) in 1987 Entry Draft in exchange for Pat Hughes.

October, 1986

- 6 - Buffalo claimed Pat Hughes in Waiver Draft.
- 15 - Acquired Shawn Evans from Edmonton in exchange for Todd Ewen.
- 21 - Acquired Tim Bothwell from Hartford in exchange for Dave Barr.

September, 1986

- 22 - Signed Shane MacEachern and Dominic Lavoie as free agents.

August, 1986

- 7 - Acquired Larry Trader from Detroit in exchange for Lee Norwood.

February, 1986

- 1 - Acquired Eddy Beers, Charlie Bourgeois, and Gino Cavallini from Calgary in exchange for Joe Mullen, Rik Wilson and Terry Johnson.

January, 1986

- 31 - Acquired Kent Carlson from Montreal in exchange for Graham Herring and fifth choice (Eric Aubertin) in 1986 Entry Draft.

October, 1985

- 2 - Acquired Bruce Bell from Quebec in exchange for Gilbert Delorme.
- 4 - Sold Tim Bothwell to Hartford.
- 7 - Calgary claimed Craig Levie in Waiver Draft. Washington claimed Dwight Schofield in Waiver Draft. Purchased Ric Natress from Montreal.
- 9 - Signed Darrell May as a free agent.

September, 1985

- 19 - Acquired Mark Johnson from New Jersey in exchange for Shawn Evans and New Jersey's fifth round choice (Mike Wolak) in 1986 Entry Draft for.
- 30 - Acquired Normand Baron from Montreal in exchange for future considerations.

August, 1985

- 13 - Signed Lee Norwood as a free agent.
- 26 - Acquired Ron Flockhart from Montreal in exchange for Perry Ganchar.
- 29 - Acquired Rick Meagher and New Jersey's 12th choice (Bill Butler) in 1986 Entry Draft in exchange for Perry Anderson.

June, 1985

- 10 - Signed Doug Evans as a free agent.
- 15 - Acquired Mark Hunter, Michael Dark and Montreal's second (Herb Raglan), third (Nelson Emerson), fifth (Dan Brooks) and sixth (Rick Burchill) round choices in 1985 Entry Draft in exchange for St. Louis' first (Jose Charbonneau); second (Todd Richard); fourth (Martin Desjardins); fifth (Tom Sagissor) and sixth (Don Dufresne) round choices in 1985 Entry Draft.

April, 1985

- 16 - Sent Jorgen Pettersson to Hartford to complete February 21, 1985 transaction.

February, 1985

- 21 - Acquired Mark Johnson and Greg Millen from Hartford for

BLUES HISTORY

Mike Liut and future considerations.

January, 1985

- 29 - Acquired Luc Dufour from Quebec for Alain Lemieux.

October, 1984

- 9 - Pittsburgh claimed Wayne Babych in Waiver Draft.
Minnesota claimed Craig Levie in Waiver Draft.
New Jersey claimed Dave Pichette in Waiver Draft.

September, 1984

- 13 - Signed Kevin LaVallee as a free agent.
14 - Signed Denis Cyr as a free agent.

June, 1984

- 9 - Acquired Rick Wamsley and Hartford's second choice (Brian Benning); Montreal property via earlier deal; Montreal's second choice (Tony Hrkac) and third choice (Robert Dirk) all in 1984 Entry Draft in exchange for St. Louis' first choice (Shayne Corson) and second (Stephane Richer) choices in 1984 Entry Draft.
26 - Sold rights to Dan Wood, Richard Zemlak and Roger Hagglund to Quebec.

March, 1984

- 2 - Hartford claimed Jack Brownschilde off waivers.
5 - Acquired Dave Barr and NY Rangers third choice (Alan Perry) in 1984 Draft in exchange for Larry Patey and rights to Bob Brooke.

February, 1984

- 10 - Acquired Dave Pichette from Quebec in exchange for Andre Dore.

January, 1984

- 5 - Purchased Michel Larocque from Philadelphia.

December, 1983

- 21 - Acquired Gilbert Delorme, Doug Wickenheiser and Greg Paslawski from Montreal in exchange for Perry Turnbull.

October, 1983

- 3 - Hartford claimed Bobby Crawford, Mike Crombeen and Mike Zuke off waivers.
Claimed Terry Johnson from Quebec in Waiver Draft.
Claimed Dwight Schofield from Montreal in Waiver Draft.

September, 1983

- 6 - Acquired Guy Chouinard from Calgary in exchange for future considerations.

August, 1983

- 19 - Gord Donnelly and Claude Julien to Quebec as compensation for Blues' signing Jacques Demers.

January, 1983

- 4 - Acquired Andre Dore from NY Rangers in exchange for Vaclav Nedomansky and Glen Hanlon.
(Ronald Caron-1983)

October, 1982

- 1 - Signed Darrell May as a free agent.
Signed Curt Brackenbury as a free agent.
4 - NY Rangers claimed Bill Baker and Tim Bothwell in Waiver Draft.
Minnesota claimed Jack Carlson in Waiver Draft.
6 - Claimed Vaclav Nedomansky on waivers from NYR.

August, 1982

- 4 - Acquired Pat Hickey from Quebec in exchange for Rick LaPointe.

July, 1982

- 22 - Signed Rob Tudor as a free agent.

June, 1982

- 3 - Kari Eloranta returned to Calgary.

- 9 - Acquired Rob Ramage from New Jersey in exchange for St. Louis' first choice (Rocky Trottier) in 1982 Entry Draft and St. Louis' first choice (John MacLean) in 1983 Entry Draft.

March, 1982

- 8 - Acquired Kari Eloranta from Calgary for future considerations.
9 - Acquired Guy Lapointe from Montreal in exchange for St. Louis' second choice (Sergio Momesso) in 1983 Entry Draft.
Acquired Glen Hanlon from Vancouver in exchange for Tony Currie, Jim Nill, Rick Heinz and a fourth choice (Shawn Kilroy) in 1982 Entry Draft.

February, 1982

- 14 - Pittsburgh claimed Gary Edwards on waivers. In lieu of waiver price, St. Louis receives Pittsburgh's eighth choice (Don Porter) in 1984 Entry Draft.

December, 1981

- 4 - Acquired Bill Baker from Colorado in exchange for Joe Micheletti and Dick Lamby.

October, 1981

- 1 - Claimed Trevor Johansen off waivers from Colorado.
8 - Acquired Gary Edwards from Edmonton in Waiver Draft.

July, 1981

- 3 - Acquired Scott Campbell and John Markell from Winnipeg in exchange for Bryan Maxwell, Ed Staniowski and Paul MacLean.

February, 1981

- 2 - Colorado claimed Craig Norwich off waivers.

November, 1980

- 12 - Signed Gerry Hart as a free agent.

October, 1980

- 30 - Acquired Bill Stewart from Buffalo in exchange for Bob Hess and St. Louis' fourth choice (Anders Wickberg) in 1981 Entry Draft.

July, 1980

- 14 - Signed John Taft as a free agent.
30 - Purchased Harvey Bennett from Calgary.

June, 1980

- 19 - Acquired Craig Norwich from Winnipeg in exchange for Rick Bowness.

May, 1980

- 8 - Signed Jorgen Pettersson as a free agent.

March, 1980

- 10 - Signed Terry Harper as a free agent.

November, 1979

- 6 - Sold Bruce Affleck and Gordon Buynak to Vancouver and sold Harvey Bennett to Atlanta.
13 - Acquired Blair Chapman from Pittsburgh for Bob Stewart.

October, 1979

- 3 - Purchased Frank Johnson from Atlanta.
10 - Acquired Ed Kea, Don Laurence and Atlanta's second choice (Hakan Nordin) in 1981 Entry Draft in exchange for Garry Unger.

August, 1979

- 7 - Acquired Joe Micheletti from Edmonton in exchange for Tom Roulston and Risto Siitonen.
16 - Signed Joe Mullen as a free agent.
Purchased Tom Williams from Los Angeles.

June, 1979

- 7 - Acquired Blake Dunlop and Rick LaPointe from Philadelphia in exchange for Phil Myre.
Cincinnati reclaimed Mike Liut from prior to Expansion Draft.
Winnipeg reclaimed Scott Campbell from prior Expansion Draft.



ST. LOUIS BLUES

- 9 - Winnipeg claimed Scott Campbell as a priority selection. Acquired future consideration from NY Islanders in exchange for Barry Gibbs and Terry Richardson.
- 10 - Acquired Richie Hansen and Bryan Maxwell from Minnesota in exchange for St. Louis' second choice (Dave Reierson) later transferred to Calgary - in 1983 Entry Draft.
- 13 - Neil Komadoski, Bob Murdoch and Bobby Simpson claimed as fill in Expansion Draft. John Smrke and Jamie Masters claimed by Quebec in Expansion Draft Inge Hammarstrom claimed by Edmonton in Expansion Draft. Gord McTavish claimed by Winnipeg in Expansion Draft. Hartland Monahan purchased from Quebec.
- 14 - Acquired Ralph Klassen from NY Islanders as part of June 9, 1979 trade.

May, 1979

- 24 - Acquired Bobby Simpson from Atlanta in exchange for Curt Bennett.

April, 1979

- 16 - Signed Rick Heinz as a free agent.

March, 1979

- 9 - Minnesota purchased Harvey Bennett to complete future considerations of August 8, 1978 acquisition.

November, 1978

- 2 - Claimed Charles Luksa off waivers from Montreal.
- 4 - Sold Rod Seiling to Atlanta.
- 6 - Sold Joe Casey, John Cochrane, Frank Johnson, Blair Wheeler and Jim Farrell to Atlanta.

October, 1978

- 7 - Acquired Gord McTavish from Montreal in exchange for Mike Korney.
- 9 - Claimed Larry Giroux from Detroit in Waiver Draft.
- 10 - Purchased Rick Bowness from Detroit.

August, 1978

- 2 - Signed Mike Korney as a free agent.
- 7 - Purchased Bob Murdoch from Minnesota.
- 8 - Acquired Harvey Bennett from Minnesota for future considerations.
- 11 - Signed Steve Durbano as a free agent.
- 12 - Claimed Rick Shinske off waivers from Minnesota.

July, 1978

- 26 - Signed Terry Richardson as a free agent.

June, 1978

- 12 - Acquired Mike Walton from Vancouver in exchange for St. Louis' fourth choice (Harold Luckner) in 1978 Amateur Draft.
- 15 - Mike Crombeen claimed in Cleveland- Minnesota Dispersal Draft. Acquired Bob Stewart from Minnesota in exchange St. Louis' second choice (Jali Wahlsten) in 1981 Entry Draft.

January, 1978

- 14 - Acquired Neil Komadoski from Los Angeles in exchange for St. Louis' second choice (Greg Terrion) in 1979 Entry Draft.
- 27 - Sold Eddie Johnston to Chicago.

December, 1977

- 12 - Acquired Phil Myre, Curt Bennett and Barry Gibbs from Atlanta in exchange for Yves Belanger, Bob MacMillan, Dick Redmond and St. Louis' second choice (Mike Perovich) in 1979 Entry Draft to Atlanta.

November, 1977

- 1 - Acquired Inge Hammarstrom from Toronto in exchange for Jerry Butler.

October, 1977

- 20 - Signed Gary Holt as a free agent.
- 24 - Minnesota claimed Bill Fairbairn off waivers.

August, 1977

- 9 - Acquired Dick Redmond from Chicago in exchange for Pierre Plant.
- 17 - Acquired Len Frig from Cleveland in exchange for the rights

to Mike Eaves.

- 18 - Acquired Jim Roberts from Montreal in exchange for St. Louis' third choice (Guy Carboneau) in 1979 Amateur Draft.

February, 1977

- 18 - Sold Derek Sanderson to Vancouver.

December, 1976

- 20 - Acquired Joe Zanussi from Boston for Rick Smith.

October, 1976

- 12 - Claimed Gilles Marotte from NY Rangers off waivers.
- 22 - Purchased Charles Shaw from Providence Reds.

September, 1976

- 9 - Signed Rod Seiling as a free agent with compensation from Toronto. As compensation Toronto received cash and second choice (Joel Quenneville) in 1978 Amateur Draft.

June, 1976

- 16 - Traded Rick Wilson to Detroit to complete March 9, 1976 acquisition of Doug Grant. (Emile Francis-1976)

March, 1976

- 6 - Sold Bert Wilson and rights to Curt Brackenbury to Los Angeles.
- 9 - Acquired Doug Grant from Detroit for future considerations. Acquired Dave Hrechkosy from California in exchange for St. Louis' fifth choice (Cal Sandbeck) in 1976 Amateur Draft and the return of California's previously traded third choice (Reg Kerr) in 1977 Amateur Draft.

November, 1975

- 24 - Acquired Larry Patey and California's third choice (Reg Kerr) in 1977 in exchange for Wayne Merrick.

October, 1975

- 22 - Purchased Rick Smith from California.
- 30 - Acquired Derek Sanderson from NY Rangers in exchange for NY Rangers' first round choice (Lucien Deblois) obtained in August 29, 1974 trade for Larry Sacharuk.

September, 1975

- 21 - Acquired Bob MacMillan from NY Rangers in exchange for Larry Sacharuk. Signed Bernie MacNeil as a free agent.

July, 1975

- 3 - Purchased Gilles Gratton from Buffalo.

June, 1975

- 18 - Acquired Jerry Butler, Ted Irvine and Bert Wilson from NY Rangers for John Davidson and Bill Collins, Denis Dupere, Craig Patrick and cash to Kansas City for Lynn Powis and Kansas City's second choice (Brian Stutter) in 1976 Amateur Draft. (Dennis Ball-1975)

May, 1975

- 27 - Acquired Bruce Cowick from Washington off waivers.

March, 1975

- 10 - Acquired Jim McCreimmon from Los Angeles for cash.

February, 1975

- 10 - Acquired Denis Dupere from Washington in exchange for Ace Bailey and Stan Gilbertson.

January, 1975

- 9 - Acquired Bruce Affleck from California in exchange for Frank Spring.
- 20 - Acquired Bernie Lukowich from Pittsburgh in exchange for Bob Stumpf.

December, 1974

- 5 - Purchased Claude Larose from Montreal.

BLUES HISTORY

- 30 - Acquired Red Berenson from Detroit for Phil Roberto and a third choice (Blair Davidson) in 1975 Amateur Draft.

November, 1974

- 11 - Acquired Craig Patrick and Stan Gilbertson from California in exchange for Dave Gardner and Butch Williams.
28 - Acquired Chuck Lefley from Montreal in exchange for Don Awrey.

October, 1974

- 29 - Acquired Chris Evans and a fourth choice (Mike Liut) in 1976 Amateur Draft.
From Kansas City in exchange for Larry Giroux.

September, 1974

- 16 - Sold Ted Harris to Philadelphia.
Acquired second choice (Jamie Masters) in 1975 Draft and rights to Randy Andreachuk from Philadelphia in exchange for Wayne Stephenson.

August, 1974

- 29 - Acquired Larry Sacharuk and NY Rangers' first choice in 1977 Amateur Draft in exchange for Greg Polis and a Draft choice returned to NY Rangers in acquisition of Derek Sanderson on October 30, 1975.
Acquired Yves Belanger from Cleveland (WHA) in exchange for cash.
Signed Doug Palazzari as a free agent.

July, 1974

- 18 - Acquired Ron Serafini from California in exchange for Glenn Patrick.

June, 1974

- 10 - Acquired Brian Ogilvie from Chicago in Intra-League Draft.
Acquired Murray Kuntz from Rochester (AHL) for cash.
12 - Gord Brooks and Bob Collyard to Washington in Expansion Draft. John Wright to Kansas City in Expansion Draft. (Gerry Ehman-1974)
14 - Glen Sather to Montreal to complete May 27, 1974 trade in which St. Louis acquired Rick Wilson and Montreal's fifth choice (Don Wheldon) for St. Louis' fourth choice (Barry Legge) in 1974 Amateur Draft.

May, 1974

- 27 - Acquired Eddie Johnston Rick Wilson from Montreal with Montreal's fifth choice (Don Wheldon) in 1974 Amateur Draft for St. Louis' fourth choice (Barry Legge) in same draft and a player to be named later - Glen Sather see June 14, 1974 in exchange for Gary Sabourin.

March, 1974

- 9 - Acquired Dave Gardner from Montreal in exchange for St. Louis' first choice (Doug Risebrough) in 1974 Amateur Draft.

February, 1974

- 14 - Acquired Ace Bailey, Ted Harris and Bill Collins from Detroit in exchange for Chris Evans, Bryan Watson and Jean Hamel.

January, 1974

- 17 - Acquired Bryan Watson, Greg Polis and a second choice (Bob Hess) in 1974 from Pittsburgh in exchange for Ab Demarco, Steve Durbano and J. Bob Kelly.

December, 1973

- 10 - Acquired John Wright from Vancouver in exchange for Mike Lampman.
Acquired Frank Spring from Philadelphia in exchange for Ray Schultz.

November, 1973

Acquired Bob Stumpf from Philadelphia in exchange for George Pesut.

October, 1973

- 4 - Acquired Nick Harbaruk from Pittsburgh in exchange for Bob Johnson.
5 - Acquired Don Awrey from Boston in exchange for Jack Rath

well and St. Louis' second choice (Mark Howe) in 1974 Amateur Draft and cash.

27 - Sold Brent Hughes to Detroit.

- 28 - Acquired Glen Sather & Rene Villemure from NY Rangers in exchange for Jack Egers.

September, 1973

- 8 - Acquired J. Bob Kelly from NY Rangers in exchange for Norm Dennis and Don Borgeson.
Traded Roger Lafreniere to San Diego (WHL) for cash.
11 - Signed Ken Richardson as a free agent.

June, 1973

- 12 - Joe Noris to Buffalo in Intra-League Draft. (Charles Catto-1973)
14 - Acquired Jack Rathwell from Buffalo in exchange for Paul Curtis.
15 - Buffalo claimed Jacques Caron in Reverse Draft.

March, 1973

- 2 - Acquired Ab Demarco from NY Rangers in exchange for Mike Murphy.

January, 1973

- 8 - Acquired Joe Noris from Pittsburgh in exchange for Jim Shires.
22 - Acquired Paul Curtis from Los Angeles in exchange for Frank St. Marseille.
31 - Purchased Connie Madigan from Portland.

December, 1972

- 14 - Acquired Brent Hughes and Pierre Plante from Philadelphia in exchange for Andre Dupont and St. Louis' third choice (Bob Stumpf) in 1973 Amateur Draft.

November, 1972

- 25 - Atlanta claimed Noel Picard off waivers.

October, 1972

- 12 - Signed Jack Borotsik as a free agent.

September, 1972

- 1 - Sold Brian Lavender to the NY Islanders.
15 - Purchased Chris Bordeleau from Chicago.

August, 1972

Acquired Connie Fory from NY Islanders in exchange for cash.
Signed Warren (Butch) Williams as a free agent.
(Sid Abel-1972)

June, 1972

- 6 - Terry Crisp and Larry Hornung to NY Islanders in Expansion Draft.
Billy Plager to Atlanta in Expansion Draft.
7 - Curt Bennett and Peter McDuffe to NY Rangers to complete May 24, 1972 acquisition of Steve Durbano.

May, 1972

- 24 - Acquired Steve Durbano from NY Rangers for future considerations.

March, 1972

- 3 - Buffalo claimed Kevin O'Shea off waivers.
5 - Acquired Chris Evans from Buffalo in exchange for George Morrison and St. Louis' second choice (Larry Carriere) in 1972 Amateur Draft.

February, 1972

- 8 - Acquired Danny O'Shea from Chicago in exchange for Chris Bordeleau.

January, 1972

- 3 - Signed Wayne Stephenson as a free agent.



ST. LOUIS BLUES

December, 1971

- 8 - Philadelphia claimed Michel Parizeau off waivers.
- 13 - Acquired Phil Roberto from Montreal in exchange for Jim Roberts.

November, 1971

- 9 - Sold Bill Sutherland to Detroit.
- 11 - Purchased Bernard Blanchette from Montreal.
- 15 - Acquired Jack Egers, Andre Dupont and Mike Murphy from NY Rangers in exchange for Gene Carr, Jim Lorentz and Wayne Connelly.
- 28 - Purchased Gerry Odrowski from Phoenix.

October, 1971

- 1 - Minnesota claimed Craig Cameron off waivers. Acquired Bob Johnson from Detroit in exchange for cash.

September, 1971

Acquired Chuck Hamilton from Hershey (AHL) in exchange for cash. (Lynn Patrick-1971)

June, 1971

- 7 - Acquired Jim McLeod from Portland Hockey Club in Inter-League Draft.
- 8 - Acquired Michel Parizeau from NY Rangers in Intra-League Draft. Minnesota claimed Brian Lavender in reverse draft.
- 14 - Purchased Glen Patrick from NY Rangers.

May, 1971

- 12 - Mike Lowe, Ab McDonald and Bob Wall to Detroit to complete February 18, 1971 acquisition of Carl Brewer. Jim Shires from Detroit for Richard Sentes.
- 25 - Acquired Peter McDuffe from NY Rangers in exchange for St. Louis' first round choice (Steve Vickers) in 1971 Amateur Draft.

February, 1971

- 6 - Acquired Garry Unger and Wayne Connelly from Detroit in exchange for Red Berenson and Tim Ecclestone.
- 18 - Acquired Carl Brewer from Detroit in exchange for future considerations.

January, 1971

- 28 - Acquired Fran Huck from Montreal in exchange for St. Louis' second choice (Michel Deguise) in 1971 Amateur Draft.

December, 1970

- 3 - Purchased John Arbour from Vancouver.
- 11 - Purchased Michel Plasse from Montreal.

November, 1970

- 3 - Buffalo claimed Steve Atkinson off waivers.
- 4 - Acquired Bob Baun from Buffalo in exchange for Larry Keenan & Jean-Guy Talbot.
- 13 - Acquired Brit Selby from Toronto in exchange for Bob Baun.

October, 1970

- 1 - Signed Floyd Thomson as a free agent.
- 2 - Acquired Craig Cameron from Buffalo in exchange for Ron Anderson.
- 19 - Purchased Bill Sutherland from Philadelphia.

September, 1970

- 9 - Purchased Gerald Lemire from NY Rangers.

August, 1970

Acquired Bob McCord from Minnesota in exchange for cash.

June, 1970

- 9 - Acquired Chris Evans from Phoenix in Intra-League Draft. Acquired Steve Atkinson from Hershey in Intra-League Draft. Sent Gerald Lemire to NY Rangers in Intra-League Draft.
- 10 - Sold Andre Boudrias to Vancouver. Purchased Murray Flegel and Lyle Carter from Montreal. Gary Edwards, Chris Evans and Phil Goyette to Buffalo in

Expansion Draft.
Wayne Maki to Vancouver in Expansion Draft.

May, 1970

- 11 - Acquired Bob Wall from Los Angeles in exchange for Ray Fortin.
- 18 - Sold Jacques Plante to Toronto.
- 22 - Purchased Chris Bordeleau from Montreal.
- 26 - Acquired Jim Lorentz from Boston in exchange for St. Louis' first choice (Ron Plumb) in 1970 Amateur Draft.

November, 1969

- 29 - Signed Dickie Moore as a free agent.

October, 1969

- 29 - Purchased Norm Dennis from Montreal.

June, 1969

- 13 - Acquired Camille Henry, Bill Plager and Robbie Irons. Baltimore drafted Bill Hay from St. Louis in Reverse Draft. Buffalo drafted Seth Martin from St. Louis in Reverse Draft from NY Rangers in exchange for Don Caley and Wayne Rivers.
- 27 - Acquired Seth Martin from Buffalo (AHL) in exchange for cash.

June, 1968

- 11 - Acquired Lou Angotti and Ian Campbell from Philadelphia in exchange for Darryl Edestrand and Gerry Melnyk. Acquired Ab McDonald from Pittsburgh in exchange for Lou Angotti. Hershey claimed Myron Stankiewicz from Inter-League Draft. Acquired Terry Gray from Los Angeles in exchange for Myron Stankiewicz. Purchased Ted Ouimet, Gerald Lemire and Kenneth Faranski from Montreal. (Scotty Bowman-1968)
- 12 - Acquired Jacques Plante from NY Rangers in Intra-League Draft. Myron Stankiewicz from Los Angeles in Intra-League Draft. Buffalo claimed Seth Martin by (AHL) in reserve draft.

April, 1968

- 20 - Signed Doug Harvey as free agent.

March, 1968

- 25 - Sold Pat Quinn to Toronto.

January, 1968

- 13 - Claimed Jean-Guy Talbot off waivers from Detroit.

November, 1967

- 23 - Signed Frank St. Marseille as a free agent.
- 29 - Acquired Red Berenson and Barclay Plager from New York in exchange for Ron Attwell and Ron Stewart.

October, 1967

- 9 - Acquired Craig Cameron, Larry Hornung and Don Giesebrecht from Detroit in exchange for John Brenneman.

June, 1967

- 6 - Signed Seth Martin and Roger Picard as free agents. Acquired Tim Ecclestone, Gary Sabourin, Bob Plager and Gord Kanngiesser from NY Rangers in exchange for Rod Seiling. (All players chosen in Expansion Draft.) Glenn Hall, Bill Hay and Gerry Melnyk from Chicago. Don Caley, Don McKenney and Norm Beaudin from Detroit. Jim Roberts and Noel Picard from Montreal. Al Arbour, Darryl Edestrand, Larry Kennan, Fred Hucul, John Brenneman and Gary Veneruzzo from Toronto. Rod Seiling and Max Mestinek from NY Rangers. Terry Crisp, Wayne Rivers, Ron Schock and Ron Stewart from Boston. (Lynn Patrick-1967)
- 13 - Claimed Don Caley, Norm Beaudin, and Don McKenney from Pittsburgh Hornets.
- 14 - Purchased Ron Attwell with Pat Quinn from Montreal. Acquired Bill McCreary from Montreal in exchange for Claude Cardin (amateur) and Phil Obendorf.
- 21 - Purchased Claude Cardin from Montreal.
- 30 - Signed Ray Fortin as a free agent.

ST. LOUIS BLUES THE FIRST TIME IN BLUES HISTORY...

FIRST HOME GAME:

October 11, 1967 - Minnesota 2 at St. Louis 2

FIRST ROAD GAME:

October 14, 1967 - St. Louis 4 at Pittsburgh 2

FIRST GOAL:

October 11, 1967 - Larry Keenan at 3:22 of the first period

FIRST ASSISTS:

October 11, 1967 vs. Minnesota -
Bob Plager and Fred Hucul at 3:22 of the first period

FIRST TWO-GOAL GAME:

November 1, 1967 vs. Boston - Ron Stewart

FIRST THREE-GOAL GAME:

November 3, 1968 at Detroit - Camille Henry

FIRST FOUR-GOAL GAME:

February 5, 1981 vs. Toronto - Perry Turnbull

FIRST SIX-GOAL GAME:

November 7, 1968 at Philadelphia - Red Berenson

FIRST TWO-ASSIST GAME:

October 21, 1967 vs. Los Angeles - Gerry Melnyk

FIRST THREE-ASSIST GAME:

January 31, 1968 vs. Pittsburgh - Jim Roberts

FIRST FOUR-ASSIST GAME:

March 11, 1970 at Minnesota - Frank St. Marseille

FIRST FIVE-ASSIST GAME:

November 22, 1983 vs. Toronto - Brian Sutter

FIRST SHUTOUT, FOR:

December 9, 1967 at Oakland - Glenn Hall

FIRST SHUTOUT, AGAINST:

October 22, 1967 at Detroit - Roger Crozier

FIRST PENALTY:

October 11, 1967 - Bob Plager at 1:04 of the first period

FIRST MAJOR PENALTY:

October 11, 1967 - Roger Picard at 15:37 of the third period

FIRST MISCONDUCT:

October 18, 1967 - Noel Picard at 19:54 of the third period

FIRST GAME MISCONDUCT:

February 7, 1968 - Bob Plager at 14:46 of the first period

FIRST DOUBLE MAJOR:

October 13, 1967 - Bob Plager at 10:49 of the first period

FIRST BLUES PENALTY SHOT:

April 27, 1968 vs. Minnesota -
Jim Roberts unsuccessful against Cesare Maniago

FIRST PENALTY SHOT AGAINST:

January 31, 1968 vs. Pittsburgh -
George Konik scored against Glenn Hall

FIRST OVERTIME GAME, PLAYOFF:

April 10, 1968 - Larry Keenan at 4:10 OT,
St. Louis 3 at Philadelphia 2

FIRST OVERTIME GAME, REGULAR SEASON:

November 8, 1984, St. Louis 5 at Los Angeles 5

FIRST SHOOTOUT GAME:

October 20, 2005, St. Louis 2 at Nashville 3

FIRST SELLOUT (ST. LOUIS ARENA):

March 2, 1968,
Chicago 3 at St. Louis 3, 15,351 (14,500 capacity)

FIRST SELLOUT (SCOTTRADE CENTER):

January 26, 1995,
Los Angeles 1 at St. Louis 3, 20,282 (19,260 capacity)



ST. LOUIS BLUES THE LAST TIME IN BLUES HISTORY...

BLUES SHUTOUT THEIR OPPONENT:

April 1, 2014 – St. Louis 1 vs. Philadelphia 0 – shootout
(Ryan Miller)

OPPONENT SHUTOUT BLUES:

April 13, 2014 – St. Louis 0 vs. Detroit 3 (Petr Mrazek)

SCORELESS GAME AT HOME:

November 4, 2000 - St. Louis (Roman Turek)
vs. Toronto (Curtis Joseph)

SCORELESS GAME ON THE ROAD:

December 14, 1998 - St. Louis 0 (Grant Fuhr)
at Colorado 0 (Patrick Roy)

BLUES PLAYER RECORDED A HAT TRICK:

March 25, 2014 at Toronto, 5-3 W – David Backes

BLUES PLAYER RECORDED FOUR GOALS IN ONE GAME:

April 2, 2009 at Detroit, 5-4 W – David Backes

PLAYER SCORED ALL BLUES GOALS IN ONE GAME (THREE OR MORE):

March 22, 1998 at Calgary - Geoff Courtnall

OPPONENTS RECORDED A HAT TRICK:

November 29, 2013 at San Jose, 3-6 L – Brent Burns

BLUES SCORED AN EMPTY NET GOAL:

March 25, 2014 at Toronto, 5-3 W – David Backes

OPPONENTS SCORED AN EMPTY NET GOAL:

April 6, 2014 at Chicago, 2-4 L – Ben Smith

BLUES GOALTENDER ASSISTED ON A GOAL:

February 1, 2014 vs. Nashville, 4-3 SOW – Brian Elliott

BLUES SCORED SIX GOALS IN ONE PERIOD:

February 23, 1991 vs. Boston, third period

BLUES HAD A PENALTY SHOT:

March 6, 2014 at Nashville – Alexander Steen, unsuccessful
against Pekka Rinne

OPPONENTS HAD A PENALTY SHOT:

November 5, 2013 at Montreal – Tomas Plekanec unsuccessful
against Jaroslav Halak

BLUES SCORED A GOAL IN THE LAST SECOND OF A PERIOD:

April 5, 2013 – Patrik Berglund scored an empty-net,
shorthanded goal at 19:59 of the third period against
Columbus. St. Louis 3 at Columbus 1 W

OPPONENTS SCORED A GOAL IN THE LAST SECOND OF A PERIOD:

February 14, 2012 – James Wisniewski at 19:59 of first period,
St. Louis 1 vs. Columbus

BLUES CAME BACK FROM A FIVE GOAL DEFICIT TO WIN OR TIE:

November 29, 2000 - Trailing 5-0 in the third period,
St. Louis 6 @ Toronto 5 OT

NO PENALTIES AGAINST BLUES:

January 7, 2014 – St. Louis 5 at Edmonton 2

NO PENALTIES AGAINST OPPONENTS:

February 24, 2009 - St. Louis 2 at Phoenix 1

NO PENALTIES AGAINST EITHER TEAM:

February 11, 1978 - St. Louis 3 at Montreal 7

BLUES HELD SHOTLESS IN A PERIOD:

February 16, 2008 - third period, St. Louis 1 at Nashville 2 OT

BLUES HELD OPPONENTS SHOTLESS IN PERIOD:

February 26, 1998 - third period, St. Louis 1 at San Jose 3

BLUES SWEEP A SEASON SERIES (two games or more):

2013-14 – Toronto (2-0-0), Montreal (2-0-0), Florida (2-0-0),
Buffalo (2-0-0), Boston (2-0-0), Pittsburgh (2-0-0), NY
Rangers (2-0-0), NY Islanders (2-0-0), Columbus (2-0-0),
Edmonton (3-0-0), Nashville (5-0-0)

OPPONENTS SWEEP A SEASON SERIES (two games or more):

2013-14 – Anaheim (0-3-0), San Jose (0-3-0), Vancouver
(0-2-1), Washington (0-2-0), Ottawa (0-0-2)

BLUES HISTORY



TEAM NAME AND EMBLEM



In 1967 the city of St. Louis was awarded an NHL franchise. The selection of the team's name was an easy one for owner Sid Salomon Jr. "The name of the team has to be the Blues" exclaimed Salomon, after being awarded the new franchise. "It's part of the city where W.C. Handy composed his famed song while thinking of his girl one morning."

The River City of St. Louis has a tradition for blues singers, and the team name represents its rich history. Salomon said, **"No matter where you go in town there's singing, that's the spirit of St. Louis."**

The emblem the team proudly displays on their sweater is the Blue Note. The Blue Note was taken from the music scale and represents the team's name. Although the Blue Note has been enhanced and modernized, it remains a St. Louis tradition.

The 1997-98 season saw the Blues introduce an "alternative sweater" in January that celebrates a traditional look with a nod to the future. A streamlined Blue Note reminiscent of Blue Notes worn on earlier jerseys is the foundation of the new look. A new "word mark" which introduced navy blue to the team's name and logo was phased in during the season along with the new, restored Blue Note.

The 1998-99 season saw the team unveil a new road uniform with the same clean, colorful design as the Blues' home sweater. This road uniform completed the transition to a totally new look on the road and at home and is similar to the uniform currently worn.

The Rbk EDGE Uniform System is currently worn by all 30 NHL teams in their respective colors and designs. The uniforms were introduced in the 2007-08 season which marked the first time in the history of North American professional sports that a uniform innovation has been implemented League-wide.

The Blues' third jersey was worn for the first time on, Nov. 21, 2008 vs. the Anaheim Ducks.

In contrast to previous Blues uniforms which were (and are) primarily accented in royal blue and gold, the third jersey and matching socks lean toward navy blue and white. Features of the third jersey include a base color of navy blue trimmed in white and gold, a new logo on the crest of the jersey featuring the time-honored Blue Note against the Gateway Arch captured within a gold circle highlighted by the words St. Louis Blues, the Blue Note, in navy, trimmed in gold and white on each of the shoulders, uniform numbers on the back and sleeves in white – a first for the Blues – trimmed in gold and navy, a classic, old-school draw string -- another first for the team – at the base of the white-trimmed collar and navy socks trimmed in white and gold complement the on-ice look, resulting in a navy blue combination from head to toe – helmets, jersey, gloves, pants and socks.

On August 25, 2014, the Blues unveiled a new set of home and away jerseys. The new uniforms reflect a modernized version of the classic look worn by the team from 1998-2007. The uniform leaves the Blue Note unchanged, symbolizing the club's pride in one of the greatest logos in all of sports.

Constructed from all the latest advanced materials of the Reebok Edge 2.0 system, the jersey's diagonal color striping on the sleeves has been straightened for a simplified, cleaner aesthetic. The same effect has been achieved with the return of stripes along the waistline.





SCOTTRADE CENTER



Celebrating its 20th Anniversary this season, Scottrade Center opened in October 1994 and rests on the former site of Kiel Auditorium in the heart of downtown St. Louis. Scottrade Center is a contemporary glass and concrete structure with four seating levels, two restaurants (Bud Light Zone and Blue Note Lounge), 91 private suites, seven party rooms, dozens of concession stands and food courts and three retail shops. The 665,000-square-foot arena seats approximately 20,000 for St. Louis Blues games, while basketball games and floor seating events accommodate nearly 22,000.

Scottrade Center serves as the home to the St. Louis Blues Hockey Club, while also featuring a full range of arena programming including concerts, comedy shows, family shows and other sporting events. Scottrade Center plays host to a wide variety of major college sporting events, including the annual Missouri Valley Conference Men's Basketball Tournament, the annual Bud Light Braggin' Rights Missouri vs. Illinois basketball game and the upcoming 2015 NCAA Division I Men's Wrestling Championships. Scottrade Center is consistently ranked by Pollstar Magazine as one of the top grossing arenas in the country.

Highlights of the past 20 years include the 2014 NCAA Division I Men's Basketball Second and Third Rounds; the 2007 NCAA Division I Men's Ice Hockey Frozen Four National Championship; the 2006 U.S. Figure Skating Championships; the 2000, 2004, 2005, 2008, 2009 and 2012 NCAA Division I Men's Wrestling Championships; 1999 Papal Visit Youth Rally; the 1998 NCAA Midwest Regional Men's Basketball Championship; the 2000 John Hancock U.S. National Gymnastics Championships; the 2001 and 2009 NCAA Women's Final Four Basketball Championships; the WBC/WBA/IBF Welterweight Championship between Zab Judah and Cory Spinks in 2005; superstar concerts including Bon Jovi, Billy Joel, Elton John, The Eagles, Paul McCartney, U2, Frank Sinatra, Garth Brooks, The Police, Pavarotti, Neil Diamond, Taylor Swift, Madonna, Kiss, Lady Gaga and The Rolling Stones; sold out World Wrestling Entertainment live television events; and annual performances of the Harlem Globetrotters, Ringling Bros. and Barnum & Bailey Circus and Disney on Ice.

Naming rights for the arena were sold in September 2006 to Scottrade, Inc., a St. Louis-based leading branch-supported online brokerage.

ST. LOUIS BLUES 2014-15 SEATING MAP



All-Inclusive


Glass Row A
Glass Row B
Glass Row C & D
Club Center
Club Corner

100 Level

Center Ice Premier
Plaza Center
Plaza End Low
Plaza End
Blue Chip Low
Blue Chip End

300 Level

Mezz Center Row A
Mezz End Row A
Mezz Center Low
Mezz Center
Mezz End Low
Mezz End



Peabody Opera House is a historic, 3100 seat theater in the heart of downtown St. Louis. Originally opened in 1934, the Peabody Opera House stage has welcomed some of entertainment's greatest performers, including Frank Sinatra, Ray Charles, Bob Dylan and the Rolling Stones. Following a \$78.7 million restoration, this historical gem has been restored to its original splendor and undergone state-of-the-art upgrades.

Peabody Opera House began its inaugural season in October 2011. The venue will play host to a wide variety of events, including concerts, comedies, theatricals, family shows, holiday productions and more.

In addition to its main theater space, Peabody Opera House has ballroom and small theater space available for private events, including weddings, corporate events and social functions.

The Peabody Opera House is owned and operated by a partnership that includes the St. Louis Blues' owner Tom Stillman, along with Optimus Development President, Chris McKee and his brother, Paric Corporation President, Joe McKee.





ST. LOUIS BLUES vs. CHICAGO BLACKHAWKS 2013-2014 PLAYOFFS

at ST. LOUIS BLUES

Date	Score	W Goal
25 Apr '14 *	CHI 3 @ STL 2	Jonathan Toews
19 Apr '14 *	CHI 3 @ STL 4	Barret Jackman
17 Apr '14 *	CHI 3 @ STL 4	Alexander Steen

at CHICAGO BLACKHAWKS

Date	Score	W Goal
27 Apr '14	STL 1 @ CHI 5	Jonathan Toews
23 Apr '14 *	STL 3 @ CHI 4	Patrick Kane
21 Apr '14	STL 0 @ CHI 2	Jonathan Toews

Individual Scoring

BLUES										BLACKHAWKS									
Player	GP	G	A	P	+/-	PIM	PP	SH		Player	GP	G	A	P	+/-	PIM	PP	SH	
Kevin Shattenkirk	6	1	4	5	-1	2	0	0		Jonathan Toews	6	3	4	7	4	4	1	0	
Vladimir Tarasenko	6	4	0	4	1	0	2	0		Duncan Keith	6	2	5	7	5	6	0	0	
Barret Jackman	6	1	2	3	-5	6	0	0		Patrick Kane	6	3	3	6	6	8	0	0	
Alex Pietrangelo	6	1	2	3	1	0	0	0		Brent Seabrook	3	2	4	6	4	15	1	0	
Chris Porter	6	1	2	3	2	0	0	0		Andrew Shaw	6	2	2	4	0	6	1	0	
Jaden Schwartz	6	1	2	3	-4	0	0	0		Brandon Saad	6	0	4	4	4	2	0	0	
Alexander Steen	6	1	2	3	-2	6	0	0		Bryan Bickell	6	2	1	3	0	6	0	0	
Vladimir Sobotka	6	0	3	3	2	4	0	0		Johnny Oduya	6	1	2	3	1	2	0	0	
T.J. Oshie	5	2	0	2	-3	2	0	0		Michal Rozsival	6	1	2	3	4	2	0	0	
Maxim Lapierre	6	1	1	2	3	4	0	0		Marian Hossa	6	1	1	2	-3	6	0	0	
Steve Ott	6	0	2	2	-3	14	0	0		Marcus Kruger	6	1	1	2	3	6	0	0	
Adam Cracknell	5	1	0	1	0	2	0	0		Ben Smith	6	1	1	2	4	0	0	0	
Jay Bouwmeester	6	0	1	1	-1	2	0	0		Kris Versteeg	5	0	2	2	0	4	0	0	
Jordan Leopold	6	0	1	1	-1	2	0	0		Sheldon Brookbank	3	0	2	2	2	0	0	0	
Roman Polak	6	0	1	1	-3	4	0	0		Patrick Sharp	6	1	0	1	1	4	0	0	
David Backes	4	0	1	1	-3	2	0	0		Michal Handzus	6	0	1	1	-1	2	0	0	
Derek Roy	4	0	1	1	-2	0	0	0		Niklas Hjalmarsson	6	0	1	1	-5	0	0	0	
Ryan Reaves	6	0	0	0	-1	6	0	0		Nick Leddy	6	0	1	1	-1	0	0	0	
Patrik Berglund	4	0	0	0	-7	0	0	0		Brandon Bollig	6	0	0	0	-2	12	0	0	
Brenden Morrow	2	0	0	0	0	0	0	0		Joakim Nordstrom	1	0	0	0	0	0	0	0	

Power Play: 2-29 6.9% / Penalty Killing: 17-20 85.0%

Power Play: 3-20 15.0% / Penalty Killing: 27-29 93.1%

Goaltending

BLUES								BLACKHAWKS									
Goalie	GP	Min	WLOT	GA	SA	SV	GAA	SV%	Goalie	GP	Min	WLOT	GA	SA	SV	GAA	SV%
Ryan Miller	6	422	2-4-0	19	185	166	2.70	.897	Corey Crawford	6	425	4-2-0	14	215	201	1.98	.935

Goals by Period

BLUES						BLACKHAWKS					
Goals	1st	2nd	3rd	OT	Total	Goals	1st	2nd	3rd	OT	Total
Goals	5	3	4	2	14	Goals	6	4	8	2	20

Shots by Period

BLUES						BLACKHAWKS					
Shots	1st	2nd	3rd	OT	Total	Shots	1st	2nd	3rd	OT	Total
Shots	60	60	59	36	215	Shots	55	47	53	31	186

* - Overtime ** - Shootout

2013-2014 PLAYOFFS

ST. LOUIS BLUES 2013-2014 PLAYOFF SCORING

POS	PLAYER	GP	G	A	TP	+/-	PIM	PP	SH	GW	OT	S	PCTG
D	Kevin Shattenkirk	6	1	4	5	-1	2	0	0	0	0	22	4.5
R	Vladimir Tarasenko	6	4	0	4	1	0	2	0	0	0	22	18.2
L	Alexander Steen	6	1	2	3	-2	6	0	0	1	1	26	3.8
D	Barret Jackman	6	1	2	3	-5	6	0	0	1	1	7	14.3
L	Chris Porter	6	1	2	3	2	0	0	0	0	0	15	6.7
D	Alex Pietrangelo	6	1	2	3	1	0	0	0	0	0	13	7.7
L	Jaden Schwartz	6	1	2	3	-4	0	0	0	0	0	15	6.7
L	Vladimir Sobotka	6	0	3	3	2	4	0	0	0	0	13	0.0
R	T.J. Oshie	5	2	0	2	-3	2	0	0	0	0	12	16.7
C	Maxim Lapierre	6	1	1	2	3	4	0	0	0	0	8	12.5
C	Steve Ott	6	0	2	2	-3	14	0	0	0	0	8	0.0
R	Adam Cracknell	5	1	0	1	0	2	0	0	0	0	6	16.7
C	David Backes	4	0	1	1	-3	2	0	0	0	0	7	0.0
D	Jordan Leopold	6	0	1	1	-1	2	0	0	0	0	3	0.0
D	Roman Polak	6	0	1	1	-3	4	0	0	0	0	5	0.0
C	Derek Roy	4	0	1	1	-2	0	0	0	0	0	9	0.0
D	Jay Bouwmeester	6	0	1	1	-1	2	0	0	0	0	13	0.0
R	Ryan Reaves	6	0	0	0	-1	6	0	0	0	0	1	0.0
C	Patrik Berglund	4	0	0	0	-7	0	0	0	0	0	9	0.0
L	Brenden Morrow	2	0	0	0	0	0	0	0	0	0	1	0.0

GOALTENDER	GP	MIN	GAA	W	L	EN	SO	GA	SA	SV	SV%	G	A	PIM
Ryan Miller	6	422:28	2	4	2	0	19	185	166	2.70	0.897	0	0	0

CONFERENCE QUARTERFINAL VS. CHICAGO

#	DATE	TEAM	SCORE	REC	PP	PK	SCORERS	SF-SA	GOALTENDER	ATT.
1	4/17	CHI	4-3 W (3OT)	1-0	0-4	5-6	79,91,9,20	52-42	MILLER	19,423
2	4/19	CHI	4-3 W (OT)	2-0	1-9	4-4	32,22,91pp,5	31-28	MILLER	19,639
3	4/21	@CHI	0-2 L	2-1	0-3	4-4		34-25	MILLER	22,112
4	4/23	@CHI	3-4 L (OT)	2-2	1-5	1-2	91pp,40,91	33-34	MILLER	22,123
5	4/25	CHI	2-3 L (OT)	2-3	0-2	2-2	74,27	29-30	MILLER	19,796*
6	4/27	@CHI	1-5 L	2-4	0-6	1-2	74	36-27	MILLER	22,144
SERIES TOTALS			14-20	2-4	2-29	17-20		215-186		

2014 Total Home Playoff Attendance: 58,858(3 Games)

2014 Average Home Playoff Attendance: 19,619

2014 Home Playoff Sellouts (19,150 capacity): 3

* Denotes largest home crowd of the playoffs



8 11 16 24

I'M WITH Scottrade
Scottrade Center

CENTENE Corporation

DISCOVER GEICO Advil

HULL 17
REAVES 7
BACKES 12

PLAYOFF HISTORY

ST. LOUIS BLUES ALL-TIME PLAYOFF SERIES RESULTS

TEAM	YEAR	SERIES	WINNER	W	L	GF	GA	TEAM	YEAR	SERIES	WINNER	W	L	GF	GA
Boston	1970	Finals	Boston	0	4	7	20	LA Kings	1969	Semifinals	St. Louis	4	0	16	5
	1972	Semifinals	Boston	0	4	8	28		1998	Conf. Quarterfinals	St. Louis	4	0	16	8
	Totals			0	8	15	48		2012	Conf. Semifinals	Los Angeles	0	4	6	15
Totals			0	8	15	48	2013		Conf. Quarterfinals	Los Angeles	2	4	10	12	
Buffalo	1976	Preliminary	Buffalo	1	2	8	7	Totals			10	8	48	40	
	Totals			1	2	8	7	Montreal	1968	Finals	Montreal	0	4	7	11
Calgary	1986	Semifinals	Calgary	3	4	22	28		1969	Finals	Montreal	0	4	3	12
	Totals			3	4	22	28		1977	Quarterfinals	Montreal	0	4	4	19
Chicago	1973	Quarters	Chicago	1	4	9	22	Totals			0	12	14	42	
	1980	Preliminary	Chicago	0	3	4	12	NY Rangers	1981	Quarterfinals	New York	2	4	22	29
	1982	Division Finals	Chicago	2	4	19	23		Totals			2	4	22	29
	1983	Division Semifinals	Chicago	1	3	10	16	Philadelphia	1968	Quarterfinals	St. Louis	4	3	17	17
	1988	Division Semifinals	St. Louis	4	1	22	17		1969	Quarterfinals	St. Louis	4	0	17	3
	1989	Division Finals	Chicago	1	4	12	19		Totals			8	3	34	20
	1990	Division Finals	Chicago	3	4	22	28	Phoenix/ Winnipeg	1982	Division Semifinals	St. Louis	3	1	20	13
	1992	Division Semifinals	Chicago	2	4	19	23		1999	Conf. Quarterfinals	St. Louis	4	3	19	16
	1993	Division Semifinals	St. Louis	4	0	13	6	Totals			7	4	39	29	
	2002	Conf. Quarterfinals	St. Louis	4	1	13	5	Pittsburgh	1970	Semifinals	St. Louis	4	2	19	10
	2014	Conf. Quarterfinals	Chicago	2	4	14	20		1975	Preliminary	Pittsburgh	0	2	6	9
	Totals			24	32	157	191	1981	Preliminary	St. Louis	3	2	21	20	
	Colorado	2001	Conference Finals	Colorado	1	4	11	17	Totals			7	6	46	39
		Totals			1	4	11	17	San Jose	2000	Conf. Quarterfinals	San Jose	3	4	22
Dallas/ Minn.	1968	Semifinals	St. Louis	4	3	18	22	2001		Conf. Quarterfinals	St. Louis	4	2	16	11
	1970	Quarterfinals	St. Louis	4	2	20	16	2004		Conf. Quarterfinals	San Jose	1	4	9	12
	1971	Quarterfinals	Minnesota	2	4	15	16	2012		Conf. Quarterfinals	St. Louis	4	1	14	8
	1972	Quarterfinals	St. Louis	4	3	19	19	Totals			12	11	61	51	
	1984	Division Final	Minnesota	3	4	17	19	Toronto	1986	Division Finals	St. Louis	4	3	24	22
	1985	Division Semifinal	Minnesota	0	3	5	9		1987	Division Semifinals	Toronto	2	4	12	15
	1986	Division Semifinal	St. Louis	3	2	18	20		1990	Division Semifinals	St. Louis	4	1	20	16
	1989	Division Semifinal	St. Louis	4	1	23	15		1993	Division Semifinals	Toronto	3	4	11	22
1991	Division Finals	Minnesota	2	4	17	22	1996		Conf. Semifinals	St. Louis	4	2	15	21	
1994	Conf. Quarterfinals	Dallas	0	4	10	16	Totals			17	14	82	96		
1999	Conf. Semifinals	Dallas	2	4	12	17	Vancouver	1995	Conf. Quarterfinals	Vancouver	3	4	27	27	
2001	Conf. Semifinals	St. Louis	4	0	13	6		2003	Conf. Quarterfinals	Vancouver	3	4	21	17	
Totals			32	34	187	197		2009	Conf. Quarterfinals	Vancouver	0	4	5	11	
Detroit	1984	Division Semifinals	St. Louis	3	1	13		12	Totals			6	12	53	55
	1988	Division Finals	Detroit	1	4	14		21	Detroit	1987	Division Semifinals	Toronto	2	4	12
	1991	Division Semifinals	St. Louis	4	3	24	20	1990		Division Semifinals	St. Louis	4	1	20	16
	1996	Conf. Semifinals	Detroit	3	4	16	22	1993		Division Semifinals	Toronto	3	4	11	22
	1997	Conf. Quarterfinals	Detroit	2	4	12	13	1996		Conf. Semifinals	St. Louis	4	2	15	21
	1998	Conf. Semifinals	Detroit	2	4	13	23	Totals			17	14	82	96	
2002	Conf. Semifinals	Detroit	1	4	11	14	Vancouver	1995	Conf. Quarterfinals	Vancouver	3	4	27	27	
Totals			16	24	103	125		2003	Conf. Quarterfinals	Vancouver	3	4	21	17	



ST. LOUIS BLUES

ST. LOUIS BLUES PLAYOFF GAME-BY-GAME RESULTS

2014

CONFERENCE QUARTERFINALS (Best of seven)				W-L	SERIES	ATTENDANCE
April 17	Chicago 3 at St. Louis 4	W	(3OT)	1-0	19,423	
April 19	Chicago 3 at St. Louis 4	W	(OT)	2-0	19,639	
April 21	St. Louis 0 at Chicago 2	L		2-1	22,112	
April 23	St. Louis 3 at Chicago 4	L	(OT)	2-2	22,123	
April 25	Chicago 3 at St. Louis 2	L	(OT)	2-3	19,796	
April 27	St. Louis 1 at Chicago 5	L		2-4	22,144	

2013

CONFERENCE QUARTERFINALS (Best of seven)				W-L	SERIES	ATTENDANCE
April 30	Los Angeles 1 at St. Louis 2 (OT)	W	(OT)	1-0	17,612	
May 2	Los Angeles 1 at St. Louis 2	W		2-0	18,681	
May 4	St. Louis 0 at Los Angeles 1	L		2-1	18,118	
May 6	St. Louis 3 at Los Angeles 4	L		2-2	18,334	
May 8	Los Angeles 3 at St. Louis 4 (OT)	L		2-3	18,269	
May 10	St. Louis 1 at Los Angeles 2	L		2-4	18,346	

2012

CONFERENCE QUARTERFINALS (Best of seven)				W-L	SERIES	ATTENDANCE
April 12	San Jose 3 at St. Louis 2 (2OT)	L		0-1	19,333	
April 14	San Jose 0 at St. Louis 3	W		1-1	19,500	
April 16	St. Louis 4 at San Jose 3	W		2-1	17,562	
April 19	St. Louis 2 at San Jose 1	W		3-1	17,562	
April 21	San Jose 1 at St. Louis 3	W		4-1	19,490	

CONFERENCE SEMIFINALS (Best of seven)

April 28	Los Angeles 3 at St. Louis 1	L		0-1	19,391
April 30	Los Angeles 5 at St. Louis 2	L		0-2	19,366
May 3	St. Louis 2 at Los Angeles 4	L		0-3	18,362
May 6	St. Louis 1 at Los Angeles 3	L		0-4	18,373

2011

DID NOT QUALIFY

2010

DID NOT QUALIFY

2009

CONFERENCE QUARTERFINALS (Best of seven)				W-L	SERIES	ATTENDANCE
April 15	St. Louis 1 at Vancouver 2	L		0-1	18,630	
April 17	St. Louis 0 at Vancouver 3	L		0-2	18,630	
April 19	Vancouver 3 at St. Louis 2	L		0-3	19,500*	
April 21	Vancouver 3 at St. Louis 2 (OT)	L		0-4	19,250*	

2008

DID NOT QUALIFY

2007

DID NOT QUALIFY

2006

DID NOT QUALIFY

2004

CONFERENCE QUARTERFINALS (Best of seven)				W-L	SERIES	ATTENDANCE
April 8	St. Louis 0 at San Jose 1 (OT)	L		0-1	17,496	
April 10	St. Louis 1 at San Jose 3	L		0-2	17,496	
April 12	San Jose 1 at St. Louis 4	W		1-2	19,023*	
April 13	San Jose 4 at St. Louis 3	L		1-3	19,452*	
April 15	St. Louis 1 at San Jose 3	L		1-4	17,496	

2003

CONFERENCE QUARTERFINALS (Best of seven)				W-L	SERIES	ATTENDANCE
April 10	St. Louis 6 at Vancouver 0	W		1-0	18,514	
April 12	St. Louis 1 at Vancouver 2	L		1-1	18,514	

April 14	Vancouver 1 at St. Louis 3	W		2-1	19,699*
April 16	Vancouver 1 at St. Louis 4	W		3-1	19,636*
April 18	St. Louis 3 at Vancouver 5	L		3-2	18,514
April 20	Vancouver 4 at St. Louis 3	L		3-3	19,522*
April 22	St. Louis 1 at Vancouver 4	L		3-4	18,514

2002

CONFERENCE QUARTERFINALS (Best of seven)				W-L	SERIES	ATTENDANCE
April 18	Chicago 2 at St. Louis 1	L		0-1	18,807	
April 20	Chicago 0 at St. Louis 2	W		1-1	19,143*	
April 21	St. Louis 4 at Chicago 0	W		2-1	20,532	
April 23	St. Louis 1 at Chicago 0	W		3-1	18,019	
April 25	Chicago 3 at St. Louis 5	W		4-1	19,999*	

CONFERENCE SEMIFINALS (Best of seven)

May 2	St. Louis 0 at Detroit 2	L		0-1	20,058
May 4	St. Louis 2 at Detroit 3	L		0-2	20,058
May 7	Detroit 1 at St. Louis 6	W		1-2	19,107*
May 9	Detroit 4 at St. Louis 3	L		1-3	19,999*
May 11	St. Louis 0 at Detroit 4	L		1-4	20,058

2001

CONFERENCE QUARTERFINALS (Best of seven)				W-L	SERIES	ATTENDANCE
April 12	San Jose 1 at St. Louis 3	W		1-0	19,407	
April 14	San Jose 1 at St. Louis 0	L		1-1	19,534	
April 16	St. Louis 6 at San Jose 3	W		2-1		
April 17	St. Louis 2 at San Jose 3	L		2-2		
April 19	San Jose 2 at St. Louis 3 (OT)	W		3-2	19,853	
April 21	St. Louis 2 at San Jose 1	W		4-2		

CONFERENCE SEMIFINALS (Best of seven)

April 27	St. Louis 4 at Dallas 2	W		1-0	
April 29	St. Louis 2 at Dallas 1	W		2-0	
May 1	Dallas 2 at St. Louis 3 (2OT)	W		3-0	19,967
May 3	Dallas 1 at St. Louis 4	W		4-0	19,994

CONFERENCE FINALS (Best of seven)

May 12	St. Louis 0 at Colorado 4	L		0-1	
May 14	St. Louis 2 at Colorado 4	L		0-2	
May 16	Colorado 3 at St. Louis 4 (2OT)	W		1-2	19,897
May 18	Colorado 4 at St. Louis 3 (OT)	L		1-3	20,072
May 21	St. Louis 1 at Colorado 2 (OT)	L		1-4	

2000

CONFERENCE QUARTERFINALS (Best of seven)				W-L	SERIES	ATTENDANCE
April 12	San Jose 3 at St. Louis 5	W		1-0	20,199	
April 15	San Jose 4 at St. Louis 2	L		1-1	20,337	
April 17	St. Louis 1 at San Jose 2	L		1-2		
April 19	St. Louis 2 at San Jose 3	L		1-3		
April 21	San Jose 3 at St. Louis 5	W		2-3	20,361	
April 23	St. Louis 6 at San Jose 2	W		3-3		
April 25	San Jose 3 at St. Louis 1	L		3-4	20,418	

1999

CONFERENCE QUARTERFINALS (Best of seven)				W-L	SERIES	ATTENDANCE
April 22	St. Louis 3 at Phoenix 1	W		1-0		
April 24	St. Louis 3 at Phoenix 4 (OT)	L		1-1		
April 25	Phoenix 5 at St. Louis 4	L		1-2	17,539	
April 27	Phoenix 2 at St. Louis 1	L		1-3	19,529	
April 30	St. Louis 2 at Phoenix 1 (OT)	W		2-3		
May 2	Phoenix 3 at St. Louis 5	W		3-3	16,629	
May 4	St. Louis 1 at Phoenix 0 (OT)	W		4-3		

CONFERENCE SEMIFINALS (Best of seven)				W-L	SERIES	ATTENDANCE
May 6	St. Louis 0 at Dallas 3	L		0-1		
May 8	St. Louis 4 at Dallas 5 (OT)	L		0-2		
May 10	Dallas 2 at St. Louis 3 (OT)	W		1-2	19,826	

PLAYOFF HISTORY

ST. LOUIS BLUES PLAYOFF GAME-BY-GAME RESULTS

May 12	Dallas 2 at St. Louis 3 (OT)	W	2-2	20,341
May 15	St. Louis 1 at Dallas 3	L	2-3	
May 17	Dallas 2 at St. Louis 1 (OT)	L	2-4	20,355

1998

CONFERENCE QUARTERFINALS (Best of seven)	W-L	SERIES	ATTENDANCE	
April 23	Los Angeles 3 at St. Louis 8	W	1-0	20,120
April 25	Los Angeles 1 at St. Louis 2	W	2-0	20,050
April 27	St. Louis 4 at Los Angeles 3	W	3-0	
April 29	St. Louis 2 at Los Angeles 1	W	4-0	

CONFERENCE SEMIFINALS (Best of seven)	W-L	SERIES	ATTENDANCE	
May 8	St. Louis 4 at Detroit 2	W	1-0	
May 10	St. Louis 1 at Detroit 6	L	1-1	
May 12	Detroit 3 at St. Louis 2 (2OT)	L	1-2	20,621
May 14	Detroit 5 at St. Louis 2	L	1-3	20,681
May 17	St. Louis 3 at Detroit 1	W	2-3	
May 19	Detroit 6 at St. Louis 1	L	2-4	20,591

1997

CONFERENCE QUARTERFINALS (Best of seven)	W-L	SERIES	ATTENDANCE	
April 16	St. Louis 2 at Detroit 0	W	1-0	
April 18	St. Louis 1 at Detroit 2	L	1-1	
April 20	Detroit 3 at St. Louis 2	L	1-2	19,273
April 22	Detroit 0 at St. Louis 4	W	2-2	19,787
April 25	St. Louis 2 at Detroit 5	L	2-3	
April 27	Detroit 3 at St. Louis 1	L	2-4	19,257

1996

CONFERENCE QUARTERFINALS (Best of seven)	W-L	SERIES	ATTENDANCE	
April 16	St. Louis 3 at Toronto 1	W	1-0	
April 18	St. Louis 4 at Toronto 5 (OT)	L	1-1	
April 21	Toronto 2 at St. Louis 3 (OT)	W	2-1	20,516
April 23	Toronto 1 at St. Louis 5	W	3-1	20,105
April 25	St. Louis 4 at Toronto 5 (OT)	L	3-2	
April 27	Toronto 1 at St. Louis 2	W	4-2	20,777

CONFERENCE SEMIFINALS (Best of seven)	W-L	SERIES	ATTENDANCE	
May 3	St. Louis 2 at Detroit 3	L	0-1	
May 5	St. Louis 3 at Detroit 8	L	0-2	
May 8	Detroit 4 at St. Louis 5 (OT)	W	1-2	20,796
May 10	Detroit 0 at St. Louis 1	W	2-2	20,796
May 12	St. Louis 3 at Detroit 2	W	3-2	
May 14	Detroit 4 at St. Louis 2	L	3-3	20,796
May 16	St. Louis 0 at Detroit 1 (2OT)	L	3-4	

1995

CONFERENCE QUARTERFINALS (Best of seven)	W-L	SERIES	ATTENDANCE	
May 7	Vancouver 1 at St. Louis 2	W	1-0	18,788
May 9	Vancouver 5 at St. Louis 3	L	1-1	18,876
May 11	St. Louis 1 at Vancouver 6	L	1-2	
May 13	St. Louis 5 at Vancouver 2	W	2-2	
May 15	Vancouver 6 at St. Louis 5 (OT)	L	2-3	18,907
May 17	St. Louis 8 at Vancouver 2	W	3-3	
May 19	Vancouver 5 at St. Louis 3	L	3-4	20,273

1994

CONFERENCE QUARTERFINALS (Best of seven)	W-L	SERIES	ATTENDANCE	
April 17	St. Louis 3 at Dallas 5	L	0-1	
April 20	St. Louis 2 at Dallas 4	L	0-2	
April 22	Dallas 5 at St. Louis 4 (OT)	L	0-3	17,029
April 24	Dallas 2 at St. Louis 1	L	0-4	16,259

1993

DIVISION SEMIFINALS (Best of seven)	W-L	SERIES	ATTENDANCE	
April 18	St. Louis 4 at Chicago 3	W	1-0	
April 21	St. Louis 2 at Chicago 0	W	2-0	
April 23	Chicago 0 at St. Louis 3	W	3-0	17,985
April 25	Chicago 3 at St. Louis 4 (OT)	W	4-0	18,012

DIVISION FINALS (Best of seven)	W-L	SERIES	ATTENDANCE	
May 3	St. Louis 1 at Toronto 2 (2OT)	L	0-1	
May 5	St. Louis 2 at Toronto 1 (2OT)	W	1-1	
May 7	Toronto 3 at St. Louis 4	W	2-1	18,140
May 9	Toronto 4 at St. Louis 1	L	2-2	17,948
May 11	St. Louis 1 at Toronto 5	L	2-3	
May 13	Toronto 1 at St. Louis 2	W	3-3	17,474
May 15	St. Louis 0 at Toronto 6	L	3-4	

1992

DIVISION SEMIFINALS (Best of seven)	W-L	SERIES	ATTENDANCE	
April 18	St. Louis 1 at Chicago 3	L	0-1	
April 20	St. Louis 5 at Chicago 3	W	1-1	
April 22	Chicago 4 at St. Louis 5 (2OT)	W	2-1	16,584
April 24	Chicago 5 at St. Louis 3	L	2-2	18,089
April 26	St. Louis 4 at Chicago 6	L	2-3	
April 28	Chicago 2 at St. Louis 1	L	2-4	17,131

1991

DIVISION SEMIFINALS (Best of seven)	W-L	SERIES	ATTENDANCE	
April 4	Detroit 6 at St. Louis 3	L	0-1	17,105
April 6	Detroit 2 at St. Louis 4	W	1-1	17,579
April 8	St. Louis 2 at Detroit 5	L	1-2	
April 10	St. Louis 3 at Detroit 4	L	1-3	
April 12	Detroit 1 at St. Louis 6	W	2-3	17,832
April 14	St. Louis 3 at Detroit 0	W	3-3	
April 16	Detroit 2 at St. Louis 3	W	4-3	18,635

DIVISION FINALS (Best of seven)	W-L	SERIES	ATTENDANCE	
April 18	Minnesota 2 at St. Louis 1	L	0-1	16,911
April 20	Minnesota 2 at St. Louis 5	W	1-1	18,051
April 22	St. Louis 1 at Minnesota 5	L	1-2	
April 24	St. Louis 4 at Minnesota 8	L	1-3	
April 26	Minnesota 2 at St. Louis 4	W	2-3	18,520
April 28	St. Louis 2 at Minnesota 3	L	2-4	

1990

DIVISION SEMIFINALS (Best of seven)	W-L	SERIES	ATTENDANCE	
April 4	Toronto 2 at St. Louis 4	W	1-0	12,249
April 6	Toronto 2 at St. Louis 4	W	2-0	16,845
April 8	St. Louis 6 at Toronto 5 (OT)	W	3-0	
April 10	St. Louis 2 at Toronto 4	L	3-1	
April 12	Toronto 3 at St. Louis 4	W	4-1	16,984

DIVISION FINALS (Best of seven)	W-L	SERIES	ATTENDANCE	
April 18	St. Louis 4 at Chicago 3	W	1-0	
April 20	St. Louis 3 at Chicago 5	L	1-1	
April 22	Chicago 4 at St. Louis 5	W	2-1	17,806
April 24	Chicago 3 at St. Louis 2	L	2-2	18,195
April 26	St. Louis 2 at Chicago 3	L	2-3	
April 28	Chicago 2 at St. Louis 4	W	3-3	18,051
April 30	St. Louis 2 at Chicago 8	L	3-4	

1989

DIVISION SEMIFINALS (Best of seven)	W-L	SERIES	ATTENDANCE	
April 5	Minnesota 3 at St. Louis 4 (OT)	W	1-0	11,130
April 6	Minnesota 3 at St. Louis 4 (OT)	W	2-0	11,644
April 8	St. Louis 5 at Minnesota 3	W	3-0	
April 9	St. Louis 4 at Minnesota 5	L	3-1	
April 11	Minnesota 1 at St. Louis 6	W	4-1	14,854

DIVISION FINALS (Best of seven)	W-L	SERIES	ATTENDANCE	
April 18	Chicago 3 at St. Louis 1	L	0-1	15,280
April 20	Chicago 4 at St. Louis 5 (2OT)	W	1-1	15,329
April 22	St. Louis 2 at Chicago 5	L	1-2	
April 24	St. Louis 2 at Chicago 3	L	1-3	
April 26	Chicago 4 at St. Louis 2	L	1-4	14,492



ST. LOUIS BLUES

ST. LOUIS BLUES PLAYOFF GAME-BY-GAME RESULTS

1988

DIVISION SEMIFINALS (Best of seven)			
DATE	OPPONENT	W-L	SERIES ATTENDANCE
April 6	Chicago 1 at St. Louis 5	W 1-0	12,279
April 7	Chicago 2 at St. Louis 3	W 2-0	13,185
April 9	St. Louis 3 at Chicago 6	L 2-1	
April 10	St. Louis 6 at Chicago 5	W 3-1	
April 12	Chicago 3 at St. Louis 5	W 4-1	14,887
April 19	St. Louis 4 at Detroit 5	L 0-1	
April 21	St. Louis 0 at Detroit 6	L 0-2	
April 23	Detroit 3 at St. Louis 6	W 1-2	12,375
April 25	Detroit 3 at St. Louis 1	L 1-3	15,385
April 27	St. Louis 3 at Detroit 4	L 1-4	

1987

DIVISION SEMIFINALS (Best of seven)			
DATE	OPPONENT	W-L	SERIES ATTENDANCE
April 8	Toronto 1 at St. Louis 3	W 1-0	12,821
April 9	Toronto 3 at St. Louis 2 (OT)	L 1-1	12,948
April 11	St. Louis 5 at Toronto 3	W 2-1	
April 12	St. Louis 1 at Toronto 2	L 2-2	
April 14	Toronto 2 at St. Louis 1	L 2-3	14,731
April 16	St. Louis 0 at Toronto 4	L 2-4	

1986

DIVISION SEMIFINALS (Best of seven)			
DATE	OPPONENT	W-L	SERIES ATTENDANCE
April 9	St. Louis 2 at Minnesota 1	W 1-0	
April 10	St. Louis 2 at Minnesota 6	L 1-1	
April 12	Minnesota 3 at St. Louis 4	W 2-1	13,652
April 13	Minnesota 7 at St. Louis 4	L 2-2	13,509
April 15	St. Louis 6 at Minnesota 3	W 3-2	

DIVISION FINALS (Best of seven)			
DATE	OPPONENT	W-L	SERIES ATTENDANCE
April 18	Toronto 1 at St. Louis 6	W 1-0	16,893
April 20	Toronto 3 at St. Louis 0	L 1-1	17,101
April 22	St. Louis 2 at Toronto 5	L 1-2	
April 24	St. Louis 7 at Toronto 4	W 2-2	
April 26	Toronto 3 at St. Louis 4 (OT)	W 3-2	16,003
April 28	St. Louis 3 at Toronto 5	L 3-3	
April 30	Toronto 1 at St. Louis 2	W 4-3	18,034

CONFERENCE FINALS (Best of seven)			
DATE	OPPONENT	W-L	SERIES ATTENDANCE
May 2	St. Louis 3 at Calgary 2	W 1-0	
May 4	St. Louis 2 at Calgary 8	L 1-1	
May 6	Calgary 5 at St. Louis 3	L 1-2	16,510
May 8	Calgary 2 at St. Louis 5	W 2-2	17,672
May 10	St. Louis 2 at Calgary 4	L 2-3	
May 12	Calgary 5 at St. Louis 6 (OT)	W 3-3	17,801
May 14	St. Louis 1 at Calgary 2	L 3-4	

1985

DIVISION SEMIFINALS (Best of seven)			
DATE	OPPONENT	W-L	SERIES ATTENDANCE
April 10	Minnesota 3 at St. Louis 2	L 0-1	10,833
April 11	Minnesota 4 at St. Louis 3	L 0-2	11,725
April 13	St. Louis 0 at Minnesota 2	L 0-3	

1984

DIVISION SEMIFINALS (Best of five)			
DATE	OPPONENT	W-L	SERIES ATTENDANCE
April 4	Detroit 2 at St. Louis 3	W 1-0	12,646
April 5	Detroit 5 at St. Louis 3	L 1-1	13,426
April 7	St. Louis 4 at Detroit 3 (2OT)	W 2-1	
April 8	St. Louis 3 at Detroit 2 (OT)	W 3-1	

DIVISION SEMIFINALS (Best of seven)			
DATE	OPPONENT	W-L	SERIES ATTENDANCE
April 12	St. Louis 1 at Minnesota 2	L 0-1	
April 13	St. Louis 4 at Minnesota 3 (OT)	W 1-1	
April 15	Minnesota 1 at St. Louis 3	W 2-1	18,876
April 16	Minnesota 3 at St. Louis 2	L 2-2	17,023
April 18	St. Louis 0 at Minnesota 6	L 2-3	

April 20	Minnesota 0 at St. Louis 4	W 3-3	16,411
April 22	St. Louis 3 at Minnesota 4 (OT)	L 3-4	

1983

DIVISION SEMIFINALS (Best of five)			
DATE	OPPONENT	W-L	SERIES ATTENDANCE
April 6	St. Louis 4 at Chicago 2	W 1-0	
April 7	St. Louis 2 at Chicago 7	L 1-1	
April 9	Chicago 2 at St. Louis 1	L 1-2	18,184
April 10	Chicago 5 at St. Louis 3	L 1-3	14,109

1982

DIVISION SEMIFINALS (Best of five)			
DATE	OPPONENT	W-L	SERIES ATTENDANCE
April 7	St. Louis 4 at Winnipeg 3	W 1-0	
April 8	St. Louis 2 at Winnipeg 5	L 1-1	
April 10	Winnipeg 3 at St. Louis 6	W 2-1	13,827
April 11	Winnipeg 2 at St. Louis 8	W 3-1	12,676

DIVISION FINALS (Best of seven)			
DATE	OPPONENT	W-L	SERIES ATTENDANCE
April 15	Chicago 5 at St. Louis 4	L 0-1	15,087
April 16	Chicago 1 at St. Louis 3	W 1-1	16,033
April 18	St. Louis 5 at Chicago 6	L 1-2	
April 19	St. Louis 4 at Chicago 7	L 1-3	
April 21	Chicago 2 at St. Louis 3 (OT)	W 2-3	12,107
April 23	St. Louis 0 at Chicago 2	L 2-4	

1981

PRELIMINARIES (Best of five)			
DATE	OPPONENT	W-L	SERIES ATTENDANCE
April 8	Pittsburgh 2 at St. Louis 4	W 1-0	16,053
April 9	Pittsburgh 6 at St. Louis 4	L 1-1	17,033
April 11	St. Louis 5 at Pittsburgh 4	W 2-1	
April 12	St. Louis 3 at Pittsburgh 6	L 2-2	
April 14	Pittsburgh 3 at St. Louis 4 (2OT)	W 3-2	18,150

QUARTERFINALS (Best of seven)			
DATE	OPPONENT	W-L	SERIES ATTENDANCE
April 16	N.Y. Rangers 3 at St. Louis 6	W 1-0	17,550
April 17	N.Y. Rangers 6 at St. Louis 4	L 1-1	18,437
April 19	St. Louis 3 at N.Y. Rangers 6	L 1-2	
April 20	St. Louis 1 at N.Y. Rangers 4	L 1-3	
April 22	N.Y. Rangers 3 at St. Louis 4	W 2-3	18,066
April 24	St. Louis 4 at N.Y. Rangers 7	L 2-4	

1980

PRELIMINARIES (Best of five)			
DATE	OPPONENT	W-L	SERIES ATTENDANCE
April 8	St. Louis 2 at Chicago 3 (OT)	L 0-1	
April 9	St. Louis 1 at Chicago 5	L 0-2	
April 11	Chicago 4 at St. Louis 1	L 0-3	15,179

1979

DID NOT QUALIFY

1978

DID NOT QUALIFY

1977

QUARTERFINALS (Best of seven)			
DATE	OPPONENT	W-L	SERIES ATTENDANCE
April 11	St. Louis 2 at Montreal 7	L 0-1	
April 13	St. Louis 0 at Montreal 3	L 0-2	
April 16	Montreal 5 at St. Louis 1	L 0-3	15,775
April 17	Montreal 4 at St. Louis 1	L 0-4	13,763

1976

PRELIMINARIES (Best of three)			
DATE	OPPONENT	W-L	SERIES ATTENDANCE
April 6	Buffalo 2 at St. Louis 5	W 1-0	12,334
April 8	St. Louis 2 at Buffalo 3 (OT)	L 1-1	
April 9	St. Louis 1 at Buffalo 2 (OT)	L 1-2	

PLAYOFF HISTORY

ST. LOUIS BLUES PLAYOFF GAME-BY-GAME RESULTS

<u>1975</u>				<u>1969</u>					
PRELIMINARIES (Best of three)				QUARTERFINALS (Best of seven)					
DATE	OPPONENT	W-L	SERIES	ATTENDANCE	DATE	OPPONENT	W-L	SERIES	ATTENDANCE
April 8	St. Louis 3 at Pittsburgh 4	L	0-1		April 2	Philadelphia 2 at St. Louis 5	W	1-0	15,156
April 10	Pittsburgh 5 at St. Louis 3	L	0-2	16,017	April 3	Philadelphia 0 at St. Louis 5	W	2-0	15,621
					April 5	St. Louis 3 at Philadelphia 0	W	3-0	
					April 6	St. Louis 4 at Philadelphia 1	W	4-0	
<u>1974</u>				<u>1968</u>					
DID NOT QUALIFY				SEMIFINALS (Best of seven)					
<u>1973</u>				<u>1967</u>					
QUARTERFINALS (Best of seven)				QUARTERFINALS (Best of seven)					
DATE	OPPONENT	W-L	SERIES	ATTENDANCE	DATE	OPPONENT	W-L	SERIES	ATTENDANCE
April 4	St. Louis 1 at Minnesota 7	L	0-1		April 15	Los Angeles 0 at St. Louis 4	W	1-0	15,638
April 5	St. Louis 0 at Chicago 1	L	0-2		April 17	Los Angeles 2 at St. Louis 3	W	2-0	15,776
April 7	Chicago 5 at St. Louis 2	L	0-3	19,237	April 19	St. Louis 5 at Los Angeles 2	W	3-0	
April 8	Chicago 3 at St. Louis 5	W	1-3	18,868	April 20	St. Louis 4 at Los Angeles 1	W	4-0	
April 10	St. Louis 1 at Chicago 6	L	1-4						
<u>1972</u>				<u>1966</u>					
QUARTERFINALS (Best of seven)				QUARTERFINALS (Best of seven)					
DATE	OPPONENT	W-L	SERIES	ATTENDANCE	DATE	OPPONENT	W-L	SERIES	ATTENDANCE
April 5	St. Louis 0 at Minnesota 3	L	0-1		April 27	St. Louis 1 at Montreal 3	L	0-1	
April 6	St. Louis 5 at Minnesota 6 (OT)	L	0-2		April 29	St. Louis 1 at Montreal 3	L	0-2	
April 8	Minnesota 1 at St. Louis 2	W	1-2	18,822	May 1	Montreal 4 at St. Louis 0	L	0-3	16,338
April 9	Minnesota 2 at St. Louis 3	W	2-2	17,576	May 4	Montreal 2 at St. Louis 1	L	0-4	16,126
April 11	St. Louis 3 at Minnesota 4	L	2-3						
April 13	Minnesota 2 at St. Louis 4	W	3-3	19,008	<u>1965</u>				
April 16	St. Louis 2 at Minnesota 1 (OT)	W	4-3		QUARTERFINALS (Best of seven)				
SEMIFINALS (Best of seven)				SEMIFINALS (Best of seven)					
DATE	OPPONENT	W-L	SERIES	ATTENDANCE	DATE	OPPONENT	W-L	SERIES	ATTENDANCE
April 18	St. Louis 1 at Boston 6	L	0-1		April 4	St. Louis 1 at Philadelphia 0	W	1-0	
April 20	St. Louis 2 at Boston 10	L	0-2		April 6	St. Louis 3 at Philadelphia 4	L	1-1	
April 23	Boston 7 at St. Louis 2	L	0-3	17,941	April 10	Philadelphia 2 at St. Louis 3 (2OT)	W	2-1	10,867
April 25	Boston 5 at St. Louis 3	L	0-4	18,610	April 11	Philadelphia 2 at St. Louis 5	W	3-1	11,072
<u>1971</u>				<u>1964</u>					
QUARTERFINALS (Best of seven)				QUARTERFINALS (Best of seven)					
DATE	OPPONENT	W-L	SERIES	ATTENDANCE	DATE	OPPONENT	W-L	SERIES	ATTENDANCE
April 7	Minnesota 3 at St. Louis 2	L	0-1	18,590	April 13	St. Louis 1 at Philadelphia 6	L	3-2	
April 8	Minnesota 2 at St. Louis 4	W	1-1	18,774	April 16	Philadelphia 2 at St. Louis 1 (2OT)	L	3-3	13,378
April 10	St. Louis 3 at Minnesota 0	W	2-1		April 18	St. Louis 3 at Philadelphia 1	W	4-3	
April 11	St. Louis 1 at Minnesota 2	L	2-2		SEMIFINALS (Best of seven)				
April 13	Minnesota 4 at St. Louis 3	L	2-3	19,132	SEMIFINALS (Best of seven)				
April 15	St. Louis 2 at Minnesota 5	L	2-4		DATE	OPPONENT	W-L	SERIES	ATTENDANCE
<u>1970</u>				<u>1963</u>					
QUARTERFINALS (Best of seven)				QUARTERFINALS (Best of seven)					
DATE	OPPONENT	W-L	SERIES	ATTENDANCE	DATE	OPPONENT	W-L	SERIES	ATTENDANCE
April 8	Minnesota 2 at St. Louis 6	W	1-0	16,304	April 21	Minnesota 3 at St. Louis 5	W	1-0	11,117
April 9	Minnesota 1 at St. Louis 2	W	2-0	16,508	April 22	St. Louis 2 at Minnesota 3 (OT)	L	1-1	
April 11	St. Louis 2 at Minnesota 4	L	2-1		April 25	Minnesota 5 at St. Louis 1	L	1-2	13,334
April 12	St. Louis 0 at Minnesota 4	L	2-2		April 27	Minnesota 3 at St. Louis 4 (OT)	W	2-2	12,591
April 14	Minnesota 3 at St. Louis 6	W	3-2	17,208	April 29	Minnesota 2 at St. Louis 3 (OT)	W	3-2	11,931
April 16	St. Louis 4 at Minnesota 2	W	4-2		May 1	St. Louis 1 at Minnesota 5	L	3-3	
SEMIFINALS (Best of seven)				SEMIFINALS (Best of seven)					
DATE	OPPONENT	W-L	SERIES	ATTENDANCE	DATE	OPPONENT	W-L	SERIES	ATTENDANCE
April 19	Pittsburgh 1 at St. Louis 3	W	1-0	16,849	May 3	Minnesota 1 at St. Louis 2 (2OT)	W	4-3	15,566
April 21	Pittsburgh 1 at St. Louis 4	W	2-0	16,857	FINALS (Best of seven)				
April 23	St. Louis 2 at Pittsburgh 3	L	2-1		DATE	OPPONENT	W-L	SERIES	ATTENDANCE
April 26	St. Louis 1 at Pittsburgh 2	L	2-2		May 5	Montreal 3 at St. Louis 2 (OT)	L	0-1	15,505
April 28	Pittsburgh 0 at St. Louis 5	W	3-2	16,872	May 7	Montreal 1 at St. Louis 0	L	0-2	16,177
April 30	St. Louis 4 at Pittsburgh 3	W	4-2		May 9	St. Louis 3 at Montreal 4 (OT)	L	0-3	
FINALS (Best of seven)				FINALS (Best of seven)					
DATE	OPPONENT	W-L	SERIES	ATTENDANCE	DATE	OPPONENT	W-L	SERIES	ATTENDANCE
May 3	Boston 6 at St. Louis 1	L	0-1	16,715	May 11	St. Louis 2 at Montreal 3	L	0-4	
May 5	Boston 6 at St. Louis 2	L	0-2	17,506					
May 7	St. Louis 1 at Boston 4	L	0-3						
May 10	St. Louis 3 at Boston 4 (OT)	L	0-4						



PLAYOFF RECORDS

TEAM RECORDS

YEARS IN THE STANLEY CUP PLAYOFFS:

38 – last (2014)

MOST CONSECUTIVE SEASONS IN STANLEY CUP PLAYOFFS:

25 – 1980 - 2004

YEARS IN THE STANLEY CUP FINALS:

Three times (1968, 1969, 1970)

YEARS IN THE STANLEY CUP SEMIFINALS (or CONFERENCE FINALS):

Six times – last (2001)

YEARS IN THE DIVISION FINALS (or CONFERENCE SEMIFINALS):

20 times – last (2012)

YEARS IN THE PRELIMINARIES (DIVISION SEMIFINALS or CONFERENCE QUARTERFINALS):

38 times – last (2014)

TOTAL PLAYOFF SERIES:

60

TOTAL PLAYOFF GAMES PLAYED:

328

TOTAL PLAYOFF GAMES WON:

146

TOTAL PLAYOFF GAMES LOST:

184

GOALS

MOST GOALS, BOTH TEAMS, ONE SERIES:

- 2 – GAMES: 15, 1975 preliminaries vs. Pittsburgh
- 3 – GAMES: 16, 1980 preliminaries vs. Chicago
- 4 – GAMES: 36, 1972 semifinals vs. Boston
- 5 – GAMES: 41, 1981 preliminaries vs. Pittsburgh
- 6 – GAMES: 51, 1981 quarterfinals vs. N.Y. Rangers
- 7 – GAMES: 54, 1995 division quarterfinals vs. Vancouver

MOST GOALS, BLUES, ONE SERIES:

- 2 – GAMES: 6, 1975 preliminaries vs. Pittsburgh
- 3 – GAMES: 8, 1976 preliminaries vs. Buffalo
- 4 – GAMES: 20, 1982 division semifinals vs. Winnipeg
- 5 – GAMES: 23, 1989 division semifinals vs. Minnesota
- 6 – GAMES: 22, 1981 quarterfinals vs. N.Y. Rangers
- 7 – GAMES: 27, 1995 division quarterfinals vs. Vancouver

MOST GOALS, OPPONENTS, ONE SERIES:

- 2 – GAMES: 9, 1975 preliminaries vs. Pittsburgh
- 3 – GAMES: 12, 1980 preliminaries vs. Chicago
- 4 – GAMES: 28, 1972 semifinals vs. Boston
- 5 – GAMES: 22, 1973 quarterfinals vs. Chicago
- 6 – GAMES: 29, 1981 quarterfinals vs. N.Y. Rangers
- 7 – GAMES: 28, (twice) – last – 1990 division finals vs. Chicago

FEWEST GOALS, BOTH TEAMS, ONE SERIES:

- 2 – GAMES: 15, 1975 preliminaries vs. Pittsburgh
- 3 – GAMES: 14, 1985 division semifinals vs. Minnesota
- 4 – GAMES: 15, 1968 finals vs. Montreal
- 5 – GAMES: 21, 2004 conference quarterfinals vs. San Jose
- 6 – GAMES: 22, 2013 division quarterfinals vs. Los Angeles
- 7 – GAMES: 25, 1997 division quarterfinals vs. Detroit

FEWEST GOALS, BLUES, ONE SERIES:

- 2 – GAMES: 6, 1975 preliminaries vs. Pittsburgh
- 3 – GAMES: 4, 1980 preliminaries vs. Chicago
- 4 – GAMES: 3, 1969 finals vs. Montreal

5 – GAMES: 9, Twice, 2004 conference quarterfinals vs. San Jose

and 1973 quarterfinals vs. Chicago

6 – GAMES: 12,

(three times) – last – 1999 conference semifinals vs. Dallas

7 – GAMES: 11, 1993 division finals vs. Toronto

FEWEST GOALS, OPPONENTS, ONE SERIES:

- 2 – GAMES: 9, 1975 preliminaries vs. Pittsburgh
- 3 – GAMES: 7, 1976 preliminaries vs. Buffalo
- 4 – GAMES: 3, 1969 quarterfinals vs. Philadelphia
- 5 – GAMES: 5, 2002 conference quarterfinals vs. Chicago
- 6 – GAMES: 10, 1970 semifinals vs. Pittsburgh
- 7 – GAMES: 16, 1999 conference quarterfinals vs. Phoenix

MOST GOALS, BOTH TEAMS, ONE GAME:

12 – (twice) – last – St. Louis 4 at Minnesota 8, April 24, 1991

MOST GOALS, BLUES, ONE GAME:

8 – (3 times) – last – Los Angeles 3 at St. Louis 8, April 23, 1998

MOST GOALS, OPPONENTS, ONE GAME:

10 – St. Louis 2 at Boston 10, April 20, 1972

MOST GOALS, BOTH TEAMS, ONE PERIOD:

7 – St. Louis 2, Boston 5, 3rd period, April 20, 1972

MOST GOALS, BLUES, ONE PERIOD:

5 – April 23, 2000 at San Jose, 2nd period

MOST GOALS, OPPONENTS, ONE PERIOD:

5 – (3 times) – last – at Detroit, May 5, 1996, 1st period

GAMES PLAYED

MOST GAMES PLAYED, ONE YEAR:

19 – 1986

FEWEST GAMES PLAYED, ONE YEAR:

2 – 1975

MOST ROAD WINS, ONE YEAR:

4 – (4 times) – last – 2001

MOST ROAD LOSSES, ONE YEAR:

6 – (3 times) – last – 1986

MOST HOME WINS, ONE YEAR:

6 – (3 times) – last – 1986

MOST HOME LOSSES, ONE YEAR:

4 – 1968

SHUTOUTS

MOST SHUTOUTS, ONE YEAR:

3 – (twice) – last – 2002

FEWEST SHUTOUTS, ONE YEAR:

0 – (22 times) – last – 2014

MOST TIMES SHUTOUT, ONE YEAR:

2 – 2002

FEWEST TIMES SHUTOUT, ONE YEAR:

0 – (17 times) – last – 2012

MOST SHUTOUTS, ONE SERIES:

3 – 2002 conference quarterfinals vs. Chicago (Brent Johnson)

PLAYOFF HISTORY

PLAYOFF RECORDS

MOST TIMES SHUTOUT, ONE SERIES:

2 – 2002 conference semifinals vs. Detroit

FEWEST SHUTOUTS, ONE SERIES:

0 – (39 times)

FEWEST TIMES SHUTOUT, ONE SERIES:

0 – (37 times)

LONGEST SHUTOUT SEQUENCE:

207:44 – 2002 conference quarterfinals vs. Chicago

POWER PLAY

MOST POWER PLAY GOALS, BOTH TEAMS, ONE YEAR:

39 – 1986, Blues 13, Opponents 26

MOST POWER PLAY GOALS, BOTH TEAMS, ONE SERIES:

18 – (twice) – last – 1988 division semifinals vs. Chicago

MOST POWER PLAY GOALS, BOTH TEAMS, ONE GAME:

8 – April 24, 1991, Minnesota 4, Blues 4

MOST POWER PLAY GOALS, BLUES, ONE YEAR:

19 – (twice) – last – 1970

MOST POWER PLAY GOALS, BLUES, ONE SERIES:

10 – (twice) – last – 2003 quarterfinals vs. Vancouver

MOST POWER PLAY GOALS, BLUES, ONE GAME:

4 – (twice) – last – April 27, 1998, conference quarterfinals vs. Los Angeles

MOST POWER PLAY GOALS, OPPONENTS, ONE YEAR:

26 – 1986 (Minnesota 6, Toronto 7, Calgary 13)

MOST POWER PLAY GOALS, OPPONENTS, ONE SERIES:

13 – 1986 conference finals vs. Calgary

MOST POWER PLAY GOALS, OPPONENTS, ONE GAME:

4 – (6 times) – last – May 11, 1995 division quarterfinals vs. Vancouver

FEWEST POWER PLAY GOALS, BOTH TEAMS, ONE YEAR:

2 – 1976, Blues 2, Opponents 0

FEWEST POWER PLAY GOALS, BOTH TEAMS, ONE SERIES:

1 – 2012 semifinals, Blues 0, Los Angeles 1

FEWEST POWER PLAY GOALS, BOTH TEAMS, ONE GAME:

0 – (56 times) – last – 2014 quarterfinals vs. Chicago, Game Five

FEWEST POWER PLAY GOALS, BLUES, ONE YEAR:

0 – 1977 quarterfinals vs. Montreal

FEWEST POWER PLAY GOALS, BLUES, ONE SERIES:

0 – (twice) – last – 2012 semifinals vs. Los Angeles

FEWEST POWER PLAY GOALS, BLUES, ONE GAME:

0 – (121 times) – last – 2013 quarterfinals vs. Los Angeles, Game Six

FEWEST POWER PLAY GOALS, OPPONENTS, ONE YEAR:

0 – 1976

FEWEST POWER PLAY GOALS, OPPONENTS, ONE SERIES:

0 – (twice) – last – 2001 conference quarterfinals vs. San Jose

FEWEST POWER PLAY GOALS, OPPONENTS, ONE GAME:

0 – (127 times) – last – 2014 quarterfinals vs. Chicago, Game Five

SHORTHANDED

MOST SHORT HAND GOALS, BOTH TEAMS, ONE YEAR:

8 – 1968, Blues 5, Opponents 3

MOST SHORT HAND GOALS, BOTH TEAMS, ONE SERIES:

7 – 1995 division quarterfinals vs. Vancouver

MOST SHORT HAND GOALS, BOTH TEAMS, ONE GAME:

2 – (9 times) – last – April 10, 2004 conference quarterfinals vs. San Jose

MOST SHORT HAND GOALS, BLUES, ONE YEAR:

5 – 1968

MOST SHORT HAND GOALS, BLUES, ONE SERIES:

4 – 1996 conference quarterfinals vs. Toronto

MOST SHORT HAND GOALS, BLUES, ONE GAME:

2 – (twice) – last – April 23, 1996 vs. Toronto

MOST SHORT HAND GOALS, OPPONENTS, ONE YEAR:

6 – 1995 division quarterfinals vs. Vancouver

MOST SHORT HAND GOALS, OPPONENTS, ONE SERIES:

6 – 1995 division quarterfinals vs. Vancouver

MOST SHORT HAND GOALS, OPPONENTS, ONE GAME:

2 – (twice) – last – 1995 division quarterfinals vs. Vancouver, Game Five

FEWEST SHORT HAND GOALS, BOTH TEAMS, ONE YEAR:

0 – (6 times) – last – 2014

FEWEST SHORT HAND GOALS, BOTH TEAMS, ONE GAME:

0 – (233 times) – last – 2014 conference quarterfinals vs. Chicago Game Six

FEWEST SHORT HAND GOALS, BLUES, ONE YEAR:

0 – (17 times) – last – 2014

FEWEST SHORT HAND GOALS, BLUES, ONE SERIES:

0 – (32 times) – last – 2014

FEWEST SHORT HAND GOALS, OPPONENTS, ONE YEAR:

0 – (11 times) – last – 2014

FEWEST SHORT HAND GOALS, OPPONENTS, ONE SERIES:

0 – (27 times) – last – 2014 conference quarterfinals vs. Chicago

FASTEST GOALS

FASTEST TWO GOALS, BOTH TEAMS:

:07 – April 13, 1971, vs. Minnesota, 2nd period, Craig Cameron 2:42 and Jude Drouin 2:49

FASTEST TWO GOALS, BLUES:

:07 – April 18, 1986, vs. Toronto, 2nd period, Gino Cavallini 2:40 and Ron Flockhart 2:47

FASTEST TWO GOALS, OPPONENTS:

:08 – April 26, 1989, vs. Chicago, 2nd period, Bob Murray 9:17 and Wayne Presley 9:25



PLAYOFF RECORDS

FASTEST THREE GOALS, BOTH TEAMS:

:31 – April 30, 1970, vs. Pittsburgh, 3rd period, Bill McCreary
5:26, Michel Briere 6:17, Tim Ecclestone 6:57

FASTEST THREE GOALS, BLUES:

1:50 – April 24, 1981, vs. N.Y. Rangers, 2nd period, Bernie
Federko 2:16, Rick LaPointe 3:14, Federko 4:06

FASTEST THREE GOALS, OPPONENTS:

1:18 – May 18, 2001 vs. Colorado, 1st period, Steven Reinprecht
14:13, Joe Sakic 15:17 and Ray Bourque 15:31

FASTEST GOAL FROM START OF THE GAME, BLUES:

:18 – April 22, 1990, Sergio Momesso vs. Chicago

FASTEST GOAL FROM START OF THE GAME, OPPONENT:

:14 – April 8, 1981, Greg Malone vs. Pittsburgh

FASTEST GOAL FROM THE START OF A PERIOD, BLUES:

:13 – (twice) – last - April 24, 1991, Adam Oates vs. Minnesota,
3rd period

FASTEST GOAL FROM THE START OF A PERIOD, OPPONENTS:

:09 – (twice) – last - April 8, 1971, Murray Oliver vs. Minnesota,
3rd period

PENALTY MINUTES

MOST PENALTY MINUTES, BOTH TEAMS, ONE SERIES:

2 – GAMES: 74, 1975 preliminaries vs. Pittsburgh
3 – GAMES: 160, 1985 division semifinals vs. Minnesota
4 – GAMES: 282, 1984 division semifinals vs. Detroit
5 – GAMES: 372, 1988 division finals vs. Detroit
6 – GAMES: 372, 1991 division finals vs. Minnesota
7 – GAMES: 528, 1991 division semifinals vs. Detroit

LEAST PENALTY MINUTES, BOTH TEAMS, ONE SERIES:

2 – GAMES: 74, 1975 preliminaries vs. Pittsburgh
3 – GAMES: 82, 1980 preliminaries vs. Chicago
4 – GAMES: 97, 1968 finals vs. Montreal
5 – GAMES: 120, 2004 quarterfinals vs. San Jose
6 – GAMES: 134, 1999 conference semifinals vs. Dallas
7 – GAMES: 128, 1968 quarterfinals vs. Minnesota

MOST PENALTY MINUTES, BLUES, ONE SERIES:

2 – GAMES: 56, 1975 preliminaries vs. Pittsburgh
3 – GAMES: 72, 1985 division semifinals vs. Minnesota
4 – GAMES: 151, 1984 division semifinals vs. Detroit
5 – GAMES: 170, 1988 division finals vs. Detroit
6 – GAMES: 198, 1997 division quarterfinals vs. Detroit
7 – GAMES: 256, 1991 division semifinals vs. Detroit

LEAST PENALTY MINUTES, BLUES, ONE SERIES:

2 – GAMES: 56, 1975 preliminaries vs. Pittsburgh
3 – GAMES: 35, 1980 preliminaries vs. Chicago
4 – GAMES: 53, 1970 finals vs. Boston
5 – GAMES: 51, 1973 quarterfinals vs. Chicago
6 – GAMES: 56, 2014 conference quarterfinals vs. Chicago
7 – GAMES: 76, 1968 semifinals vs. Minnesota

MOST PENALTY MINUTES, OPPONENTS, ONE SERIES:

2 – GAMES: 18, 1975 preliminaries vs. Pittsburgh
3 – GAMES: 88, 1985 division semifinals vs. Minnesota
4 – GAMES: 144, 1983 division semifinals vs. Chicago
5 – GAMES: 202, 1988 division finals vs. Detroit
6 – GAMES: 207, 1991 division finals vs. Minnesota
7 – GAMES: 272, 1991 division semifinals vs. Detroit

LEAST PENALTY MINUTES, OPPONENTS, ONE SERIES:

2 – GAMES: 18, 1975 preliminaries vs. Pittsburgh
3 – GAMES: 46, 1976 preliminaries vs. Buffalo
4 – GAMES: 40, 1968 finals vs. Montreal
5 – GAMES: 52, 2004 quarterfinals vs. San Jose
6 – GAMES: 66, 1999 conference semifinals vs. Dallas
7 – GAMES: 52, 1968 semifinals vs. Minnesota

MOST PENALTIES, BOTH TEAMS, ONE GAME:

66 – April 12, 1991, division semifinals vs. Detroit

MOST PENALTIES, BLUES, ONE GAME:

33 – April 12, 1991, division semifinals vs. Detroit

MOST PENALTIES, OPPONENTS, ONE GAME:

33 – April 12, 1991, division semifinals vs. Detroit

MOST PENALTY MINUTES, BOTH TEAMS, ONE GAME:

298 – April 12, 1991, division semifinals vs. Detroit

MOST PENALTY MINUTES, BLUES, ONE GAME:

146 – April 12, 1991, division semifinals vs. Detroit

MOST PENALTY MINUTES, OPPONENTS, ONE GAME:

152 – April 12, 1991, division semifinals vs. Detroit

LEAST PENALTY MINUTES, BOTH TEAMS, ONE GAME:

4 – May 10, 2013, conference quarterfinals vs. Los Angeles

LEAST PENALTY MINUTES, BLUES, ONE GAME:

2 – (Twice) – last – May 10, 2013, conference quarterfinals vs.
Los Angeles

LEAST PENALTY MINUTES, OPPONENTS, ONE GAME:

2 – May 10, 2013, conference quarterfinals at Los Angeles

MOST PENALTY MINUTES, BOTH TEAMS, ONE PERIOD:

243 – April 12, 1991, division semifinals vs. Detroit, third period

MOST PENALTY MINUTES, BLUES, ONE PERIOD:

129 – April 12, 1991, division semifinals vs. Detroit, third period

MOST PENALTY MINUTES, OPPONENTS, ONE PERIOD:

114 – April 12, 1991, division semifinals vs. Detroit, third period

OVERTIME

LAST OVERTIME GAME AT HOME:

April 25, 2014 vs. Chicago, Chicago won 3-2

LAST OVERTIME GAME ON THE ROAD:

April 23, 2014 at Chicago, Chicago won 4-3

LAST OVERTIME WIN AT HOME:

April 19, 2014 vs. Chicago, 4-3

LAST OVERTIME LOSS AT HOME:

April 25, 2014 vs. Chicago, 2-3

LAST OVERTIME WIN ON THE ROAD:

May 4, 1999 vs. Phoenix, 1-0

LAST OVERTIME LOSS ON THE ROAD:

April 23, 2014 at Chicago, 3-4

LONGEST OVERTIME GAME:

HOME: April 17, 2014, 40:26 OT, Blues 4, Chicago 3
ROAD: April 7, 1984, 37:07 OT - Blues 4, Detroit 3

PLAYOFF HISTORY

PLAYOFF RECORDS

SHORTEST OVERTIME GAME:

HOME: Apr. 21, 1996, 1:24 OT - Blues 3, Toronto 2
ROAD: May 21, 2001, :24 OT - Colorado 2, Blues 1

MOST OVERTIME GAMES, ONE YEAR:

8 - 1968

FEWEST OVERTIME GAMES, ONE YEAR:

0 - (11 times) - last - 2003

SHOTS

MOST SHOTS, BLUES, ONE GAME (Not including overtime):

48 - (3 times) - last - April 22, 1994 vs. Dallas

MOST SHOTS, BLUES, OVERTIME GAME:

64 - April 15, 1968 vs. Philadelphia

MOST SHOTS, OPPONENTS, ONE GAME (Not including overtime):

51 - (twice) - last - April 20, 1994 at Dallas

MOST SHOTS, OPPONENTS, OVERTIME GAME:

64 - May 3, 1993 at Toronto

MOST SHOTS BLUES, ONE PERIOD:

25 - May 19, 1995 vs. Vancouver, 2nd period

MOST SHOTS OPPONENTS, ONE PERIOD:

23 - May 5, 1993 at Toronto, 1st period

FEWEST SHOTS, BLUES, ONE GAME (Not including overtime):

13 - April 10, 1973 vs. Chicago

FEWEST SHOTS, BLUES, OVERTIME GAME:

15 - May 9, 1968 vs. Montreal

FEWEST SHOTS, OPPONENTS, ONE GAME (Not including overtime):

14 - (twice) - last - April 14, 2003 vs. Vancouver

FEWEST SHOTS, OPPONENTS, OVERTIME GAME:

24 - (twice) - last - April 21, 1982 vs. Chicago

FEWEST SHOTS, BLUES, ONE PERIOD:

1 - (twice) - last - April 23, 2002 at Chicago, 1st period

FEWEST SHOTS, OPPONENTS, ONE PERIOD:

2 - (7 times) - last - May 4, 2013, Los Angeles, 3rd period

INDIVIDUAL PLAYOFF RECORDS

MOST GAMES, CAREER:

102 - Brett Hull

MOST POINTS, CAREER:

117 - Brett Hull

MOST GOALS, CAREER:

67 - Brett Hull

MOST GAME WINNING GOALS, CAREER:

15 - Brett Hull

MOST ASSISTS, CAREER:

66 - Bernie Federko

MOST OVERTIME GOALS, CAREER:

2 - (5 players) - Brett Hull, Mark Reeds, Alexander Steen, Pierre Turgeon, Scott Young

MOST POWER PLAY GOALS, CAREER:

25 - Brett Hull

MOST SHORT HAND GOALS, CAREER:

2 - (7 players) - Bill McCreary, Larry Patey, Doug Gilmour, Brett Hull, Peter Zezel, Scott Young, Dallas Drake

MOST THREE-GOAL GAMES, CAREER:

2 - Frank St. Marseille

MOST PENALTY MINUTES, CAREER:

249 - Brian Sutter

POINTS

MOST POINTS, ONE YEAR:

21 - (3 players) - Doug Gilmour & Bernie Federko, 1986, Brett Hull, 1990

MOST POINTS, DEFENSESMAN, ONE YEAR:

12 - (3 players) - Joe Micheletti, 1981, Jeff Brown, 1990 & 1991, Al MacInnis, 1999

MOST POINTS, ROOKIE, ONE YEAR:

18 - Joe Mullen, 1982

MOST GOALS, ONE YEAR:

13 - Brett Hull, 1990

MOST GOALS, DEFENSESMAN, ONE YEAR:

4 - Al MacInnis, 1999

MOST GOALS, ROOKIE, ONE YEAR:

7 - (2 players) - Joe Mullen, 1982, Brett Hull, 1988

MOST GAME WINNING GOALS, ONE YEAR:

3 - (2 players) - Brett Hull, 1988, 1990 & Scott Young, 2001

MOST OVERTIME GOALS, ONE YEAR:

2 - Pierre Turgeon, 1999

MOST POWER PLAY GOALS, ONE YEAR:

7 - Brett Hull, 1990

MOST SHORT HAND GOALS, ONE YEAR:

2 - Bill McCreary, 1968, Doug Gilmour, 1986 & Scott Young, 2001

MOST GOALS, ONE GAME:

4 - Tony Hrkac, April 10, 1988 vs. Chicago

MOST GOALS, OPPONENTS, ONE GAME:

3 - (16 times) - last, Patrick Marleau, April 10, 2004 vs. San Jose

MOST ASSISTS, ONE YEAR:

15 - Bernie Federko, 1982

MOST ASSISTS, DEFENSESMAN, ONE YEAR:

11 - Joe Micheletti, 1981

MOST ASSISTS, GOALTENDER, ONE YEAR:

2 - Jon Casey, 1996

MOST ASSISTS, DEFENSESMAN, ONE GAME:

4 - Brian Benning, April 11, 1987

MOST ASSISTS, ROOKIE, ONE YEAR:

11 - Joe Mullen, 1982



PLAYOFF RECORDS

MOST ASSISTS, ONE GAME:

5 – Doug Gilmour, April 15, 1986
Geoff Courtnall, April 23, 1998

MOST POINTS, ONE GAME:

6 – Geoff Courtnall, April 23, 1998, 1-5=6

MOST POINTS, ONE GAME, OPPONENT:

6 – (twice) – last – Steve Larmer, Chicago, April 30, 1990, 2-4=6

FASTEST TWO GOALS, ONE PLAYER:

1:50 – Bernie Federko, April 24, 1981 vs. Rangers

FASTEST TWO GOALS, OPPONENT:

:18 – Dick Redmond, April 4, 1973 at Chicago

FASTEST THREE GOALS, BLUES, ONE PLAYER:

4:16 – Brendan Shanahan, May 13, 1995 vs. Vancouver

FASTEST THREE GOALS, OPPONENT, ONE PLAYER:

7:11 – Dick Redmond, April 4, 1973 at Chicago

LONGEST POINT SCORING STREAK:

9 – Tony Currie, 1981 & Bernie Federko, 1982

LONGEST GOAL SCORING STREAK:

5 – Phil Roberto, 1972

LONGEST ASSIST SCORING STREAK:

7 – Bernie Federko, 1982

GOALTENDING

MOST SHUTOUTS, CAREER:

4 – Jacques Plante

MOST GAMES BY A GOALTENDER, CAREER:

39 – Mike Liut

MOST MINUTES BY A GOALTENDER, CAREER:

2,326 – Mike Liut

MOST ASSISTS BY A GOALTENDER, CAREER:

2 – (3 players) – Curtis Joseph, Jon Casey, Grant Fuhr

MOST MINUTES BY A GOALTENDER, ONE YEAR:

1111:01 – Glenn Hall, 1968

MOST MINUTES BY A GOALTENDER, ONE SERIES:

464 – Curtis Joseph, 1993 vs. Toronto

MOST SHUTOUTS, ONE YEAR:

3 – (twice) – last – Brent Johnson 2002, conference quarterfinals vs. Chicago

MOST CONSECUTIVE SHUTOUTS:

3 – Brent Johnson 2002, conference quarterfinals vs. Chicago

LONGEST SHUTOUT SEQUENCE:

206:45 – Brent Johnson – 2002, conference quarterfinals vs. Chicago

MOST CONSECUTIVE GAMES WON:

8 – Jacques Plante, 1969

MOST CONSECUTIVE SHOTS SAVED:

105 – Curtis Joseph, 1993 vs. Chicago

MOST SHOTS AGAINST, ONE YEAR:

438 – Curtis Joseph, 1993

MOST SHOTS AGAINST, ONE SERIES:

298 – Curtis Joseph, 1993 vs. Toronto

MOST SHOTS AGAINST, ONE GAME:

63 – Curtis Joseph, 1993 Game 1 (NDF) vs. Toronto

MOST SHOTS SAVED, ONE YEAR:

411 – Curtis Joseph, 1993

MOST SHOTS SAVED, ONE SERIES:

277 – Curtis Joseph, 1993 vs. Toronto

MOST SHOTS SAVED, ONE GAME:

61 – Curtis Joseph, 1993 Game 1 (NDF) vs. Toronto

LOWEST GOALS AGAINST AVERAGE, ONE SERIES:

0.79 – Jacques Plante, 1969 vs. Philadelphia

LOWEST GOALS AGAINST AVERAGE, ONE YEAR:

1.90 – Brian Elliott, 2013 (6 games) / 1.94 Brent Johnson, 2001 (2 games)

MOST GOALS IN A SERIES:

2 – GAMES: 1 – R. Berenson, C. Larose, G. Unger, B. Collins, L. Sacharuk, W. Merrick vs. Pittsburgh, 1975

3 – GAMES: 2 – Garry Unger, Chuck Lefley vs. Buffalo, 1976, Brian Sutter vs. Minnesota, 1985

4 – GAMES: 7 – Brian Sutter vs. Winnipeg, 1982

5 – GAMES: 6 – Brett Hull vs. Chicago, 1988 Peter Zedel vs. Minnesota, 1989

6 – GAMES: 5 – Al McDonald vs. Minnesota, 1970 Shayne Corson vs. Toronto, 1996

7 – GAMES: 8 – Brett Hull vs. Chicago, 1990 Brett Hull vs. Detroit, 1991

MOST ASSISTS IN A SERIES:

2 – GAMES: 3 – Garry Unger vs. Pittsburgh, 1975

3 – GAMES: 3 – Rob Ramage vs. Minnesota, 1985

4 – GAMES: 10 – Bernie Federko vs. Winnipeg, 1982

5 – GAMES: 9 – Doug Gilmour vs. Chicago, 1988

6 – GAMES: 9 – Wayne Gretzky vs. Toronto, 1996

7 – GAMES: 9 – Adam Oates vs. Detroit, 1991

MOST POINTS IN A SERIES:

2 – GAMES: 4 – Garry Unger vs. Pittsburgh, 1975, 1-3=4

3 – GAMES: 4 – Rob Ramage vs. Minnesota, 1985, 1-3=4

4 – GAMES: 12 – Joe Millen vs. Winnipeg, 1982, 3-9=12

5 – GAMES: 11 – Doug Gilmour vs. Chicago, 1988, 2-9=11

6 – GAMES: 9 – (3 players) – Wayne Gretzky vs. Toronto, 1996, 0-9=9, Brett Hull vs. Detroit, 1997, 2-7=9, Pierre Turgeon vs. San Jose, 2001, 2-7=9.

7 – GAMES: 13 – Doug Weight vs. Vancouver, 2003, 5-8=13, Brett Hull vs. Detroit, 1991, 8-5=13, Adam Oates vs. Detroit, 1991, 4-9=13

PLAYOFF HISTORY

ST. LOUIS BLUES ALL-TIME PLAYOFF PENALTY SHOTS

PENALTY SHOTS FOR

<u>SEASON</u>	<u>DATE</u>	<u>PLAYER</u>	<u>GOALTENDER</u>	<u>TEAM</u>	<u>RESULT</u>
1967-68	Apr. 27	Jim Roberts	Cesare Maniago	vs. Minnesota	unsuccessful

PENALTY SHOTS AGAINST

<u>SEASON</u>	<u>DATE</u>	<u>PLAYER</u>	<u>GOALTENDER</u>	<u>TEAM</u>	<u>RESULT</u>
2000-01	May 12	Joe Sakic	Roman Turek	@ Colorado	successful
1980-81	Apr. 17	Anders Hedberg	Mike Liut	vs. N.Y. Rangers	successful

ST. LOUIS BLUES CAREER PLAYOFF HAT-TRICKS

<u>SEASON</u>	<u>PLAYER</u>	<u>DATE</u>	<u>OPPONENT</u>
2003-04	Mike Sillinger	April 12	San Jose
2001-02	Keith Tkachuk	May 7	Detroit
1999-00	Scott Young	April 23	@ San Jose
1994-95	Brendan Shanahan	May 13	@ Vancouver
1990-91	Adam Oates	April 12	Detroit
1988-89	Peter Zedel	April 11	Minnesota
1987-88	Tony Hrkac	April 10	@ Chicago
1985-86	Greg Paslawski	April 15	@ Minnesota
1983-84	Jorgen Pettersson	April 8	@ Detroit
1971-72	Frank St. Marseille	April 6	@ Minnesota
1969-70	Frank St. Marseille	April 28	Pittsburgh
1968-69	Red Berenson	April 15	Los Angeles



ALL-TIME PLAYOFF ROSTER

NO.	NAME AND POSITION	GP	G	A	TP	PIM
4	Bruce Affleck (D), 1974-79	8	0	0	0	0
9, 36	Glenn Anderson (RW), 1994-96	17	2	5	7	55
12	Perry Anderson (LW), 1981-85	22	2	0	2	38
16	Ron Anderson (RW), 1969-70	1	0	0	0	0
3	Al Arbour (D), 1967-71	46	0	4	4	42
17, 24	John Arbour (D), 1970-72	5	0	0	0	0
44	Jason Arnett (C), 2011-12	7	1	0	1	0
23	Blair Atcheynum (RW), 1997-99	23	1	3	4	8
55	Christian Backman (D), 2002-08	5	0	2	2	4
10	Wayne Babych (RW), 1978-84	31	7	8	15	22
42	David Backes (RW), 2006-Present	23	4	7	11	30
25	Bill Baker (D), 1981-82	4	0	0	0	0
6, 23, 34	Murray Baron (D), 1991-97, 2003-04	42	2	1	3	52
6	David Barr (RW), 1983-87	13	1	1	2	16
23, 56	Lubos Barstecko (LW), 1998-01	12	1	1	2	2
28, 41	Bob Bassen (C), 1990-94, 1999-2000	30	1	5	6	38
19	Eddy Beers (LW), 1985-86	19	3	4	7	8
10	Bruce Bell (D), 1985-87	18	1	3	4	20
19, 24, 25	Curt Bennett (LW), 1970-72, 1977-79	12	0	0	0	12
2	Brian Benning (D), 1984-85, 1986-90	29	3	13	16	58
7, 9	Red Berenson (C), 1967-71, 1974-78	55	21	12	33	41
4	Marc Bergevin (D), 1996-02	30	1	2	3	26
21	Patrik Berglund (C), 2008-Present	23	4	5	9	10
14, 33	Eric Boguniecki (C), 2000-2006	9	1	3	4	2
21	Chris Bordeleau (C), 1970-72	5	0	1	1	17
6, 25	Tim Bothwell (D), 1982-85, 1986-89	30	0	3	3	40
19	Andre Boudrias (LW), 1969-70	14	2	4	6	4
6, 10, 28	Rick Bourbonnais (RW), 1975-78	4	0	1	1	0
4	Charlie Bourgeois (D), 1985-88	25	2	2	4	143
19	Jay Bouwmeester (D), 2013-Present	12	0	2	2	2
22, 38	Brad Boyes (RW), 2006-11	4	2	1	3	0
26	Steve Bozek (LW), 1987-88	7	1	1	2	6
36	Philippe Bozon (LW), 1991-95	19	2	0	2	31
40	Fred Brathwaite (G), 2001-03	1	0	0	0	0
2	Carl Brewer (D), 1970-72	5	0	2	2	8
19	Rod Brind'Amour (C), 1989-91	30	9	13	22	20
21	Jeff Brown (D), 1989-94	42	10	28	38	18
10, 16	Jack Brownschilde (D), 1977-84	26	0	5	5	18
26	David Bruce (LW), 1990-91	2	0	0	0	2
13	Valeri Bure (RW), 2002-03	6	0	2	2	8
5, 6	Garth Butcher (D), 1990-94	29	4	4	8	90
17	Jerry Butler (RW), 1975-78	7	0	0	0	14
26	Petr Cajanek (RW), 2002-08	7	0	2	2	4
16, 19, 21	Craig Cameron (RW), 1967-69, 1970-71	22	3	0	3	15
10	Jim Campbell (RW), 1996-00	14	8	3	11	18
21	Guy Carbonneau (C), 1994-95	7	1	2	3	6
33	Kent Carlson (D), 1985-86	8	0	0	0	13
30	Jacques Caron (G), 1971-73	12	0	0	0	2
30	Jon Casey (G), 1994-97	14	0	2	2	8
17	Gino Cavallini (LW), 1985-92	67	14	19	33	62
14	Paul Cavallini (D), 1987-93	49	7	15	22	86
14	Blair Chapman (RW), 1979-83	15	2	5	7	6
39	Kelly Chase (RW), 1989-94, 1997-2000	27	1	1	2	100
27	Denis Chasse (RW), 1993-96	7	1	7	8	23
17	Guy Chouinard (C), 1983-84	5	0	2	2	0
27	Dave Christian (RW), 1991-92	4	3	0	3	0
21	Bill Collins (RW), 1973-75	2	1	0	1	0

PLAYOFF HISTORY

ALL-TIME PLAYOFF ROSTER

NO.	NAME AND POSITION	GP	G	A	TP	PIM
28	Carlo Colaiacovo (D), 2008-12	11	0	3	3	18
23, 28	Ian Cole (D), 2010-Present	2	0	0	0	0
14	Wayne Connelly (C), 1970-72	6	2	1	3	0
22	Craig Conroy (C), 1996-2001	36	3	5	8	24
15, 18	Daniel Corso (C), 2000-03	14	0	1	1	0
9	Shayne Corson (LW), 1995-97	13	8	6	14	22
9, 14	Geoff Courtinall (LW), 1990-91, 1995-2000	42	7	16	23	65
79	Adam Cracknell (RW), 2013-2014	10	1	0	1	2
18, 27	Bobby Crawford (RW), 1979-80, 1981-83	4	0	0	0	0
20	Adam Creighton (C), 1994-96	20	3	1	4	24
12, 19	Terry Crisp (C), 1967-72	63	8	15	23	32
26	B.J. Crombeen (RW), 2008-2012	11	1	0	1	43
26	Mike Crombeen (RW), 1978-83	27	6	2	8	32
15	Tony Currie (RW), 1977-82	13	4	12	16	4
4	Paul Curtis (D), 1972-73	5	0	0	0	2
17	Denis Cyr (LW), 1984-86	3	0	0	0	0
36	Matt D'Agostini (RW), 2010-2012	4	1	0	1	4
22	Mike Danton (C), 2003-04	5	1	0	1	2
30	John Davidson (G), 1973-75	1	0	0	0	0
27	Gilbert Delorme (D), 1983-85	14	1	3	4	11
9	Ab DeMarco (D), 1972-74	4	1	1	2	2
38	Pavol Demitra (LW), 1996-2004	66	18	25	43	26
14, 22, 25	Norm Dennis (C), 1968-72	5	0	0	0	2
34, 37	Robert Dirk (D), 1987-91	9	0	1	1	2
30, 50	Reinhard Divis (G), 2001-06	1	0	0	0	0
2	Andre Dore (D), 1982-84	4	0	1	1	8
10	Dallas Drake (RW), 2000-07	35	6	7	13	49
28	Steve Duchesne (D), 1993-95, 1997-98	21	0	10	10	10
23	Luc Dufour (LW), 1984-85	1	0	0	0	2
32	Donald Dufresne (D), 1994-96	3	0	0	0	4
19	Blake Dunlop (C), 1979-84	28	3	8	11	10
3	Andre Dupont (D), 1971-73	11	1	0	1	20
2, 8	Steve Durbano (D), 1972-74, 1978-79	5	0	2	2	8
32	Mike Eastwood (C), 1997-2003	48	3	4	7	20
14	Tim Ecclestone (LW), 1967-71	40	6	8	14	70
15	Jack Egers (RW), 1971-74	16	1	5	6	16
14	Todd Elik (C), 1994-95	7	4	3	7	2
6	Dave Ellett (D), 1999-2000	7	0	1	1	2
4	Kari Eloranta (D), 1981-82	5	0	0	0	0
7, 32	Nelson Emerson (RW), 1990-93	17	4	9	13	27
6	Chris Evans (D), 1971-75	12	1	1	2	8
18, 19, 32	Doug Evans (LW), 1985-90	14	1	2	3	26
21	Todd Ewen (RW), 1986-90	12	0	0	0	0
36	Glen Featherstone (D), 1988-91	27	0	2	2	78
24	Bernie Federko (C), 1976-89	91	35	66	101	83
9, 17	Denny Felsner (LW), 1991-95	10	2	3	5	2
37	Jeff Finley (D), 1998-2004	39	1	4	5	28
12	Ron Flockhart (C), 1985-88	8	1	3	4	6
2, 19, 20	Ray Fortin (D), 1967-70	6	0	0	0	0
2, 5	Len Frig (D), 1977-78, 1979-80	3	0	0	0	0
31	Grant Fuhr (G), 1995-99	31	0	2	2	8
19	Perry Ganchar (RW), 1983-85	7	3	1	4	0
3, 4	Bob Gassoff (D), 1973-77	9	0	1	1	16
7	Greg Gilbert (LW), 1994-96	7	0	3	3	6
2	Curt Giles (D), 1991-93	6	1	1	2	2
5	Todd Gill (D), 1997-99	10	2	2	4	10
9, 18	Doug Gilmour (C), 1983-88	49	17	38	55	71



ALL-TIME PLAYOFF ROSTER

NO.	NAME AND POSITION	GP	G	A	TP	PIM
23	Gaston Gingras (D), 1987-89	17	1	4	5	6
10	Phil Goyette (C), 1969-70	16	3	11	14	6
99	Wayne Gretzky (C), 1995-96	13	2	14	16	0
5	Alexei Gusarov (D), 2000-01	13	0	0	0	4
1	Glenn Hall (G), 1967-71	31	0	0	0	0
23	Jean Hamel (D), 1972-74	2	0	0	0	0
26	Michal Handzus (C), 1998-2001	18	0	5	5	14
2	Terry Harper (D), 1979-80	3	0	0	0	2
2, 29	Gerry Hart (D), 1980-83	20	0	3	3	60
2	Doug Harvey (D), 1968-69	8	0	4	4	12
29, 40	Guy Hebert (G), 1991-93	1	0	0	0	0
17, 55	Jochen Hecht (LW), 1998-01	27	8	10	18	6
44	Bret Hedican (D), 1991-94	15	0	0	0	14
30, 31	Rick Heinz (RW), 1980-85	1	0	0	0	0
21	Camille Henry (C), 1968-70	11	2	5	7	0
23, 34	Bob Hess (D), 1974-79, 1980-81	3	0	1	1	2
18, 61	Pat Hickey (LW), 1982-85	14	1	1	2	8
6	Sean Hill (D), 2000-02	15	0	1	1	12
13	Dan Hinote (RW), 2006-2009	3	0	0	0	4
17, 24, 25	Larry Hornung (D), 1970-72	11	0	2	2	2
33	Bill Houlder (D), 1994-95	4	1	1	2	0
6	Phil Housley (D), 1993-94	4	2	1	3	4
26	Dave Hrechkosy (LW), 1975-77	3	1	0	1	2
18	Tony Hrkac (C), 1986-90, 1993-94	21	7	2	9	4
3, 12, 26	Fran Huck (C), 1970-71, 1972-73	11	3	4	7	2
22	Charlie Huddy (D), 1995-96	13	1	0	1	8
15	Mike Hudson (C/LW), 1995-96	2	0	1	1	4
16	Brett Hull (RW), 1987-98	102	67	50	117	51
20	Mark Hunter (RW), 1985-88	29	9	13	22	82
6	Kent Huskins (D), 2011-12	1	0	0	0	2
27	Ted Irvine (LW), 1975-77	6	0	2	2	4
1	Pat Jablonski (G), 1989-92, 1995-96	3	0	0	0	0
5	Barret Jackman (D), 2001-Present	33	2	5	7	58
15	Craig Janney (C), 1991-95	21	3	18	21	0
55	Cam Janssen (RW), 2007-2011	1	0	0	0	0
1, 35	Brent Johnson (G), 1998-99, 2000-04	12	0	0	0	4
23	Craig Johnson (LW), 1994-96	1	0	0	0	2
10	Mark Johnson (C), 1984-85	3	0	1	1	0
17	Ryan Johnson (C), 2002-2008	9	0	2	2	6
26	Terry Johnson (D), 1983-86	14	0	1	1	44
1	Eddie Johnston (G), 1974-78	4	0	0	0	0
31	Curtis Joseph (G), 1989-95	34	0	2	2	4
12	Vitali Karamnov (LW), 1992-95	2	0	0	0	2
7	Alexei Kasatonov (D), 1993-94	4	2	0	2	2
17	Ed Kea (D), 1979-83	24	2	3	5	30
18, 21	Larry Keenan (LW), 1967-71	46	15	16	31	12
29	Alexander Khavanov (D), 2000-04	26	5	5	10	18
13	Yuri Khmylev (LW), 1995-97	6	1	1	2	4
29	Darin Kimble (RW), 1990-92	18	0	0	0	45
28	Ralph Klassen (C), 1979-84	24	4	2	6	12
38	Igor Korolev (C), 1992-94	5	0	0	0	0
5	Igor Kravchuk (D), 1995-97	12	1	5	6	6
46	Christian Laflamme (D), 2001-04	5	0	0	0	4
26	Mike Lalor (D), 1988-90	22	1	3	4	45
15	Jamie Langenbrunner (RW), 2011-12	9	1	0	1	11
22	Ian Laperriere (C/RW), 1993-96	7	0	4	4	21
40	Maxim Lapierre (C), 2014-Present	6	1	1	2	4

PLAYOFF HISTORY

ALL-TIME PLAYOFF ROSTER

NO.	NAME AND POSITION	GP	G	A	TP	PIM
4, 5	Guy Lapointe (D), 1981-83	11	1	1	2	17
18	Rick Lapointe (D), 1979-82	14	2	3	5	24
12	Claude Larose (RW), 1974-78	9	2	1	3	0
16	Kevin LaVallee (LW), 1984-86	13	2	2	4	6
16	Brian Lavender (LW), 1971-72	3	0	0	0	2
27	Steve Leach (RW), 1995-97	17	3	2	5	43
25	Chuck Lefley (LW), 1974-77, 1979-81	5	2	2	4	4
23	Alain Lemieux (C), 1981-85	4	0	1	1	0
15, 16	Jocelyn Lemieux (RW), 1986-88	10	0	1	1	21
33	Jordan Leopold (D), 2013-Present	12	0	1	1	2
2	Craig Levie (D), 1984-85	1	0	0	0	0
6	Doug Lidster (D), 1994-95	4	0	0	0	2
1	Mike Liut (G), 1979-85	39	0	0	0	0
19	Jim Lorentz (C/RW), 1970-72	6	0	1	1	4
10, 12	Dave Lowry (LW), 1988-93	52	5	11	16	112
17	Bernie Lukowich (D), 1974-75	2	0	0	0	0
2	Al MacInnis (D), 1994-2004	82	14	44	58	102
23, 26	Dave Mackey (LW), 1991-94	3	0	0	0	2
15, 25	Paul MacLean (RW), 1980-81, 1989-91	13	4	3	7	20
21	Bob MacMillan (RW), 1975-78	7	0	2	2	0
22, 23	Craig MacTavish (C), 1995-97	14	0	2	2	8
25	Connie Madigan (D), 1972-73	5	0	0	0	4
44	Mario Marios (D), 1990-92	9	0	0	0	37
30	Seth Martin (G), 1967-68	2	0	0	0	0
12	Steve Martins (C), 2002-04	3	0	1	1	0
50	Chris Mason (G), 2008-10	4	0	0	0	0
24, 26, 27	Jamie Masters (D), 1975-77, 1978-79	2	0	0	0	0
32, 33	Stephane Matteau (LW), 1995-97	16	0	2	2	8
4	Bryan Maxwell (D), 1979-81	12	0	1	1	63
21	Jamal Mayers (RW), 1996-2008	48	5	8	13	20
19	Chris McAplene (D), 1996-2000	27	0	1	1	18
9, 18	Jay McClement (C), 2005-11	4	0	0	0	4
15	Bill McCreary (LW), 1967-71	48	6	16	22	14
20	Ab McDonald (LW), 1968-71	28	7	11	18	23
10	Andy McDonald (LW), 2007-13	19	6	8	14	8
30	Peter McDuffe (G), 1971-72	1	0	0	0	0
74, 77	Jay McKee (D), 2006-2009	4	0	0	0	4
10	Tony McKegney (LW), 1987-89	12	3	7	10	8
17	Don McKenney (C), 1967-68	6	1	1	2	2
29	Jamie McLennan (G), 1997-2000	2	0	0	0	6
17	Basil McRae (LW), 1992-96	22	2	2	4	40
22	Rick Meagher (C), 1985-91	62	8	7	15	41
19	Scott Mellanby (RW), 2000-04	35	10	8	18	47
10, 19, 20	Wayne Merrick (C), 1972-76	7	1	2	3	2
12	Joe Micheletti (D), 1979-82	11	1	11	12	10
37	Kevin Miehm (C), 1992-94	2	0	1	1	0
29	Greg Millen (G), 1984-90	35	0	0	0	4
14	Kevin Miller (C), 1992-95	13	1	3	4	15
26, 27	Sergio Momesso (LW), 1988-91, 1996-97	25	5	7	12	93
41	Michel Mongeau (C), 1989-92	2	0	1	1	0
12	Dickie Moore (LW), 1967-68	18	7	7	14	15
10	George Morrison (LW), 1970-72	3	0	0	0	0
10	Brenden Morrow (LW), 2013-14	2	0	0	0	0
7	Joe Mullen (RW), 1979-86	20	9	11	20	4
17, 21	Joe Murphy (RW), 1996-98	6	1	1	2	10
14	Mike Murphy (RW), 1971-73	11	2	3	5	6
12, 47	Ladislav Nagy (LW), 1999-2001	6	1	1	2	0



ALL-TIME PLAYOFF ROSTER

NO.	NAME AND POSITION	GP	G	A	TP	PIM
9	Tyson Nash (LW), 1998-2003	23	3	2	5	52
27	Ric Nattress (D), 1985-87	24	1	4	5	26
93	Petr Nedved (C), 1993-94	4	0	1	1	4
12	Scott Nichol (C), 2011-12	9	0	1	1	14
28	Brian Noonan (RW), 1995-97	13	4	1	5	10
5	Jeff Norton (D), 1994-96	7	1	1	2	11
20, 23	Lee Norwood (D), 1985-86, 1991-93	20	2	8	10	64
12	Adam Oates (C), 1989-92	25	9	25	34	14
20	Gerry Odrowski (D), 1971-72	11	0	0	0	8
35	Christer Olsson (D), 1995-97	3	0	0	0	0
30	Chris Osgood (G), 2002-04	12	0	1	1	4
22	Danny O'Shea (C), 1971-73	15	0	2	2	38
21	Kevin O'Shea (RW), 1971-73	12	2	1	3	10
74	T.J. Oshie (C), 2008-Present	24	4	3	7	12
29,9	Steve Ott (C), 2014-Present	6	0	2	2	14
14, 19, 24, 27	Doug Palazzari (C), 1974-75, 1976-79	2	0	0	0	0
28	Greg Paslawski (RW), 1983-89	47	15	10	25	25
6	Larry Patey (C), 1975-84	35	8	9	17	51
27	Craig Patrick (RW), 1974-75	2	0	1	1	0
35	Jim Pavese (D), 1981-88	29	0	5	5	66
12, 27	Rob Pearson (RW), 1995-97	2	0	0	0	14
18, 33, 36, 39	Scott Pellerin (LW), 1996-2000, 2003-04	31	1	2	3	22
20	Mike Peluso (LW), 1996-97	5	0	0	0	25
57	David Perron (LW), 2007-13	19	2	7	9	20
7, 28	Ricard Persson (D), 1996-2000	22	1	3	4	44
36	Robert Petrovicky (C), 1996-97	2	0	0	0	0
22	Jorgen Pettersson (LW), 1980-85	36	14	10	24	2
27	Alex Pietrangelo (D), 2008-Present	20	2	8	10	2
34	Michel Picard (LW), 1997-99	5	0	0	0	0
4, 12	Noel Picard (D), 1967-73	47	2	10	12	167
2	Dave Pichette (D), 1983-84	9	1	2	3	18
8	Barclay Plager (D), 1967-77	68	3	20	23	182
22, 23	Billy Plager (D), 1968-72	19	0	0	0	18
5	Bob Plager (D), 1967-78	74	2	17	19	195
1, 30	Jacques Plante (G), 1968-70	16	0	1	1	2
16	Pierre Plante (RW), 1972-77	14	2	0	2	31
25	Shjon Podein (LW), 2001-03	17	0	1	1	12
20	Rudy Poeschek (D), 1997-2000	2	0	0	0	6
46	Roman Polak (D), 2006-2014	25	0	2	2	25
32	Chris Porter (LW), 2013-Present	12	2	2	4	0
25	Vitali Prokhorov (LW), 1992-95	4	0	0	0	0
44	Chris Pronger (D), 1995-2004	85	10	41	51	210
7	Dan Quinn (C), 1990-91	13	4	7	11	32
33	Stephane Quintal (D), 1991-93	13	1	2	3	14
29	Bruce Racine (G), 1995-96	1	0	0	0	0
25	Herb Raglan (RW), 1985-91	32	3	6	9	50
5	Rob Ramage (D), 1982-88	43	5	26	31	147
15	Marty Reasoner (C), 1998-2001	17	5	2	7	4
75	Ryan Reaves (RW), 2010-Present	14	0	0	0	8
15, 33	Mark Reeds (RW), 1981-87	53	8	9	17	23
28	Todd Reirden (D), 1999-01	5	0	1	1	0
25	Pascal Rheaume (C), 1997-2001, 2003-04	21	2	4	6	14
30	Vincent Riendeau (G), 1988-92	21	0	0	0	0
19	Stephane Richer (RW), 1999-2000	3	1	0	1	0
6	Jamie Rivers (D), 1995-99	9	1	1	2	2
17	Phil Roberto (RW), 1971-75	16	9	7	16	33
12, 15, 21, 22, 37	David Roberts (LW), 1993-96	9	0	0	0	16

PLAYOFF HISTORY

ALL-TIME PLAYOFF ROSTER

NO.	NAME AND POSITION	GP	G	A	TP	PIM
4, 44	Gordie Roberts (D), 1987-91	30	2	11	13	67
6, 26	Jim Roberts (D/RW), 1967-72, 1977-78	52	9	9	18	70
7	Cliff Ronning (C), 1986-89, 1990-91	16	2	5	7	2
12	Derek Roy (C), 2013-14	4	0	1	1	0
22, 26, 62	Martin Rucinsky (LW), 2002-03	7	4	2	6	4
4	Kris Russell (D), 2011-12	9	0	3	3	5
42	Mark Rycroft (RW), 2001-02, 2003-06	3	0	0	0	2
11, 20	Gary Sabourin (RW), 1967-74	62	19	11	30	58
2	Lawrence Sacharuk (D), 1974-75	2	1	1	2	2
9	Frank St. Marseille (RW), 1967-73	62	19	24	43	16
27	Bryce Salvador (D), 2000-2008	36	2	1	3	26
19	Derek Sanderson (C), 1975-77	3	1	0	1	0
49	Brian Savage (LW), 2003-04	5	1	1	2	0
8, 10	Ron Schock (C), 1967-69	24	2	4	6	6
9, 17	Jaden Schwartz (LW), 2013-Present	12	1	3	4	2
18	Brit Selby (LW), 1970-72	1	0	0	0	0
19	Brendan Shanahan (LW), 1991-95	26	12	16	28	50
22	Kevin Shattenkirk (D), 2010-Present	21	2	7	9	14
28	Brad Shaw (D), 1998-99	4	0	0	0	0
18	Mike Sillinger (C), 2003-06	5	3	1	4	6
33	Reid Simpson (LW), 2000-01	5	0	0	0	2
2	Rick Smith (D), 1975-77	3	0	1	1	4
5, 27	Harold Snepsts (D), 1989-91	19	0	3	3	50
17	Vladimir Sobotka (LW), 2010-2014	21	1	7	8	19
31	Ed Staniowski (G), 1975-81	6	0	0	0	0
26	Peter Stastny (C), 1993-95	4	0	0	0	2
20	Alexander Steen (C), 2008-Present	25	5	5	10	18
1, 25, 30	Wayne Stephenson (G), 1971-74	3	0	0	0	0
2	Scott Stevens (D), 1990-91	13	0	3	3	36
20, 33	Bill Stewart (D), 1980-83	4	1	0	1	11
25	Chris Stewart (RW), 2010-2013	13	2	1	3	12
12, 61	Cory Stillman (LW), 2000-03	30	5	9	14	12
22	Bill Sutherland (C), 1970-72	1	0	0	0	0
11	Brian Sutter (LW), 1976-88	65	21	21	42	249
23	Rich Sutter (RW), 1989-93	42	6	4	10	73
22	Ron Sutter (C), 1991-94	6	1	3	4	8
33	Ken Sutton (D), 1995-96	1	1	10	11	30
17, 22	Jean-Guy Talbot (D), 1967-71	45	1	10	11	30
91	Vladimir Tarasenko (RW), 2013-Present	7	4	0	4	0
40	Dave Thomlinson (LW), 1989-91	9	3	1	4	4
15, 18	Floyd Thomson (LW), 1971-78, 1979-80	10	0	2	2	6
10	Esa Tikkanen (LW), 1994-96	7	2	2	4	20
20	Tom Tilley (D), 1988-91, 1993-94	14	1	3	4	19
7	Keith Tkachuk (C), 2000-2010	41	8	17	25	64
9	Darren Turcotte (C), 1997-98	10	0	0	0	2
1	Roman Turek (G), 1999-2001	21	0	0	0	2
77	Pierre Turgeon (C), 1996-2001	50	14	31	45	12
9, 19	Perry Turnbull (C), 1979-84, 1987-88	13	5	3	8	29
35	Steve Tuttle (RW), 1988-91	17	1	6	7	2
18, 6	Tony Twist (LW), 1989-90, 1994-99	18	1	1	2	22
7	Garry Unger (C), 1970-79	31	11	14	25	72
7, 43	Mike Van Ryn (D), 2000-03	9	0	0	0	0
17, 36	Sergei Varlamov (LW), 2001-03	1	0	0	0	2
12, 16, 20, 26	Gary Veneruzzo (W), 1967-68, 1971-72	9	0	2	2	2
5, 32	Alain Vigneault (D), 1981-83	4	0	1	1	26
1, 31	Ernie Wakely (G), 1969-72	10	0	0	0	0
28	Matt Walker (D), 2002-08	4	0	0	0	0



ST. LOUIS BLUES

ALL-TIME PLAYOFF ROSTER

NO.	NAME AND POSITION	GP	G	A	TP	PIM
30	Rick Wamsley (G), 1984-88	14	0	0	0	0
43	Mike Weaver (D), 2008-10	4	0	0	0	0
39	Doug Weight (C), 2001-2006	22	8	10	18	12
6	Eric Weinrich (D), 2003-06	5	0	1	1	0
26	Jay Wells (D), 1995-96	12	0	1	1	2
36	Rob Whistle (D), 1987-88	1	0	0	0	0
14	Doug Wickenheiser (C), 1983-87	36	4	7	11	16
15	Brad Winchester (LW), 2008-11	4	0	0	0	10
22	Richard G. Wilson (D), 1974-76	3	0	0	0	0
4, 34	Rik Wilson (D), 1981-86	22	0	4	4	23
18	Ron Wilson (C), 1989-93	36	3	6	9	58
29	Jeff Woywitka (D), 2005-2009	4	0	0	0	0
27	Terry Yake (C), 1997-2000	23	3	3	6	20
37	Harry York (C), 1996-98	5	0	0	0	2
48	Scott Young (RW), 1998-02, 2005-2006	44	19	16	35	22
9, 25	Peter Zezel (C), 1988-90, 1995-97	32	10	13	23	10
2, 4	Rick Zombo (D), 1991-95	24	0	3	3	37
21	Mike Zuke (C), 1978-83	26	6	6	12	12

ST. LOUIS BLUES ALL-TIME PLAYOFF GOALTENDING ROSTER

NO.	NAME	W-L	GP	MINS	GA	AVG	SO
34	Jake Allen, 2012-Present	0-0	1	1	0	0.00	0
40	Fred Brathwaite, 2001-03	0-0	1	1	0	0.00	0
30	Jacques Caron, 1971-73	4-7	12	639	34	3.19	0
30	Jon Casey, 1994-1997	6-7	14	777	38	2.93	1
30	John Davidson, 1973-75	0-1	1	60	4	4.00	0
30, 50	Reinhard Divis, 2001-2006	0-0	1	18	0	0.00	0
1	Brian Elliott, 2011-Present	5-8	14	833	30	2.16	0
31	Grant Fuhr, 1995-99	15-14	31	1,832	73	2.39	3
41	Jaroslav Halak, 2010-13	1-1	2	104	3	1.72	0
1	Glenn Hall, 1967-71	12-18	31	1,843	80	2.60	1
29, 31	Glen Hanlon, 1981-83	0-2	3	109	9	4.95	0
29, 40	Guy Hebert, 1991-93	0-0	1	2	0	0.00	0
30, 31	Rick Heinz, 1980-85	0-0	1	8	1	7.50	0
1	Pat Jablonski, 1989-92, 1995-96	0-0	3	90	5	3.33	0
1, 35	Brent Johnson, 1998-99, 2000-04	5-6	12	652	20	1.84	3
1	Eddie Johnston, 1974-78	0-3	4	198	14	4.24	0
31	Curtis Joseph, 1989-95	16-16	34	2,059	107	3.12	2
1	Mike Liut, 1979-85	17-20	39	2,326	133	3.43	1
30	Seth Martin, 1967-68	0-0	2	73	5	4.11	0
50	Chris Mason, 2008-10	0-4	4	256	10	2.34	0
30	Peter McDuffe, 1971-72	0-1	1	60	7	7.00	0
29	Jamie McLennan, 1997-00	0-1	2	51	1	1.18	0
29	Greg Millen, 1984-90	17-17	35	2,145	113	3.16	0
39	Ryan Miller, 2013-14	2-4	6	422	19	2.70	0
30	Chris Osgood, 2002-2004	4-8	12	704	29	2.47	1
1, 30	Jacques Plante, 1968-70	12-3	16	913	22	1.45	4
29	Bruce Racine, 1995-96	0-0	1	1	0	0.00	0
30	Vincent Riendeau, 1988-92	9-11	21	1,084	59	3.27	1
31	Ed Staniowski, 1975-81	1-4	6	308	16	3.12	0
1, 25, 30	Wayne Stephenson, 1971-74	1-2	3	160	14	5.25	0
1	Roman Turek, 1999-01	12-9	21	1,323	50	2.27	0
1, 31	Ernie Wakely, 1969-72	2-6	10	509	37	4.36	1
30	Rick Wamsley, 1984-88	5-9	14	809	49	3.63	0

PLAYOFF HISTORY

ST. LOUIS BLUES ALL-TIME PLAYOFF OFFENSIVE LEADERS

GAMES PLAYED

1	Brett Hull	102
2	Bernie Federko	91
3	Chris Pronger	85
4	Al MacInnis	82
5	Bob Plager	74
6	Barclay Plager	68
7	Gino Cavallini	67
8	Pavol Demitra	66
9	Brian Sutter	65
10	Terry Crisp	63

ASSISTS

1	Bernie Federko	66
2	Brett Hull	50
3	Al MacInnis	44
4	Chris Pronger	41
5	Doug Gilmour	38
6	Pierre Turgeon	31
7	Jeff Brown	28
8	Rob Ramage	26
9	Pavol Demitra	25
	Adam Oates	25

POINTS

1	Brett Hull	117
2	Bernie Federko	101
3	Al MacInnis	58
4	Doug Gilmour	55
5	Chris Pronger	51
6	Pierre Turgeon	45
7	Pavol Demitra	43
	Frank St. Marseille	43
9	Brian Sutter	42
10	Jeff Brown	38

PENALTY MINUTES

1	Brian Sutter	249
2	Chris Pronger	210
3	Bob Plager	195
4	Barclay Plager	182
5	Noel Picard	167
6	Rob Ramage	147
7	Charlie Bourgeois	102
8	Dave Lowry	102
9	Glen Featherstone	102
10	Al MacInnis	102

GOALS

1	Brett Hull	67
2	Bernie Federko	35
3	Red Berenson	21
	Brian Sutter	21
5	Gary Sabourin	19
	Frank St. Marseille	19
	Scott Young	19
8	Pavol Demitra	18
9	Doug Gilmour	17
10	Larry Keenan	15
	Greg Paslawski	15



ST. LOUIS BLUES

ST. LOUIS BLUES ALL-TIME PLAYOFF GOALTENDING LEADERS

GAMES PLAYED		
1	Mike Liut	39
2	Greg Millen	35
3	Curtis Joseph	34
4	Grant Fuhr	31
	Glenn Hall	31
6	Roman Turek	21
	Vincent Riendeau	21
8	Jacques Plante	16
9	Brian Elliott	14
	Rick Wamsley	14
	Jon Casey	14

MINUTES PLAYED		
1	Mike Liut	2,326
2	Greg Millen	2,145
3	Curtis Joseph	2,059
4	Glenn Hall	1,843
5	Grant Fuhr	1,832
6	Roman Turek	1,323
7	Vincent Riendeau	1,084
8	Jacques Plante	913
9	Brian Elliott	833
10	Rick Wamsley	809

WINS		
1	Mike Liut	17
	Greg Millen	17
3	Curtis Joseph	16
4	Grant Fuhr	15
5	Glenn Hall	12
	Jacques Plante	12
	Roman Turek	12
8	Vincent Riendeau	9
9	Jon Casey	6
10	Brian Elliott	5
	Brent Johnson	5
	Rick Wamsley	5

*GOALS AGAINST AVERAGE		
1	Jacques Plante	1.45
2	Brent Johnson	1.84
3	Brian Elliott	2.16
4	Roman Turek	2.27
5	Grant Fuhr	2.39
6	Chris Osgood	2.47
7	Glenn Hall	2.60
8	Jon Casey	2.93
9	Curtis Joseph	3.12
10	Greg Millen	3.16

*Minimum 10 Games Played

SHUTOUTS		
1	Jacques Plante	4
2	Grant Fuhr	3
	Brent Johnson	3
4	Curtis Joseph	2
5	Jon Casey	1
	Glenn Hall	1
	Mike Liut	1
	Chris Osgood	1
	Vincent Riendeau	1
	Ernie Wakely	1

ST. LOUIS BLUES ALL-TIME PLAYOFF OVERTIME

BREAKDOWN VERSUS NHL

VERSUS	HOME		ROAD		OVERALL	
	GP	W-L	GP	W-L	GP	W-L
Boston	0	0-0	1	0-1	1	0-1
Buffalo	0	0-0	2	0-2	2	0-2
Calgary	1	1-0	0	0-0	1	1-0
Chicago	7	6-1	2	0-2	9	6-3
Colorado	2	1-1	1	0-1	3	1-2
Dallas/Minnesota	10	8-2	6	2-4	16	10-6
Detroit	2	1-1	3	2-1	5	3-2
Los Angeles	2	1-1	0	0-0	2	1-1
Montreal	1	0-1	1	0-1	2	0-2
Philadelphia	2	1-1	0	0-0	2	1-1
Phoenix	0	0-0	3	2-1	3	2-1
Pittsburgh	1	1-0	0	0-0	1	1-0
San Jose	2	1-1	1	0-1	3	1-2
Toronto	3	2-1	5	2-3	8	4-4
Vancouver	2	0-2	0	0-0	2	0-2
Totals	35	23-12	25	8-17	60	31-29

PLAYOFF HISTORY

ST. LOUIS BLUES ALL-TIME PLAYOFF OVERTIME GAMES

YEAR	DATE	VERSUS	SCORE	RESULT	GWG	TIME OF GOAL	
2014	4/25	Chicago	2-3	L	Toews	7:36	
	4/23	@ Chicago	3-4	L	Kane	11:17	
	4/19	Chicago	4-3	W	Jackman	5:50	
	4/17	Chicago	4-3	W	Steen	40:26	
2013	5/8	Los Angeles	2-3	L	Voynov	8:00	
	4/30	Los Angeles	2-1	W	Steen	13:26	
2012	4/12	San Jose	2-3	L	Havlat	23:34	
2009	4/21	Vancouver	2-3	L	Burrows	19:41	
2004	4/8	@ San Jose	0-1	L	Dimitrakos	9:16	
2001	5/21	@ Colorado	1-2	L	Sakic	:24	
	5/18	Colorado	3-4	L	Yelle	4:23	
	5/16	Colorado	4-3	W	Young	30:27	
	5/1	Dallas	3-2	W	Stillman	29:26	
	4/19	San Jose	3-2	W	Salvador	9:54	
	1999	5/17	Dallas	1-2	L	Modano	2:21
		5/12	Dallas	3-2	W	Turgeon	5:52
		5/10	Dallas	3-2	W	Demitra	2:43
		5/8	@ Dallas	4-5	L	Nieuwendyk	8:22
		5/4	@ Phoenix	1-0	W	Turgeon	17:59
4/30		@ Phoenix	2-1	W	Young	5:43	
4/24		@ Phoenix	3-4	L	Doan	8:58	
5/12		Detroit	2-3	L	Shanahan	31:12	
1996		5/16	@ Detroit	0-1	L	Yzerman	21:15
		5/8	Detroit	5-4	W	Kravchuk	3:23
	4/25	@ Toronto	4-5	L	Gartner	7:31	
	4/21	Toronto	3-2	W	Anderson	1:24	
	4/18	@ Toronto	4-5	L	Sundin	4:02	
	5/15	Vancouver	5-6	L	Ronning	1:48	
	5/12	Dallas	4-5	L	P.Cavallini	8:34	
	5/5	@ Toronto	2-1	W	Brown	23:03	
	5/3	@ Toronto	1-2	L	Gilmour	23:16	
	4/25	Chicago	4-3	W	Janney	10:43	
1992	4/22	Chicago	5-4	W	Hull	23:33	
1990	4/8	@ Toronto	6-5	W	Momesso	6:04	
1989	4/20	Chicago	5-4	W	Hrkac	33:49	
	4/6	Minnesota	4-3	W	Meagher	5:30	
1987	4/5	Minnesota	4-3	W	Hull	11:55	
	4/9	Toronto	2-3	L	Lanz	10:17	
1986	5/12	Calgary	6-5	W	Wickenheiser	7:30	
	4/26	Toronto	4-3	W	Reeds	7:11	
1984	4/22	@ Minnesota	3-4	L	Payne	6:00	
	4/13	@ Minnesota	4-3	W	Gilmour	16:16	
	4/8	@ Detroit	3-2	W	Pettersson	2:42	
	4/7	@ Detroit	4-3	W	Reeds	37:07	
1982	4/21	Chicago	3-2	W	Federko	3:28	
1981	4/14	Pittsburgh	4-3	W	Crombeen	25:16	
1980	4/8	@ Chicago	2-3	L	Lecuyer	12:34	
1976	4/8	@ Buffalo	1-2	L	Luce	14:27	
	4/6	@ Buffalo	2-3	L	Gare	11:43	
1972	4/15	@ Minnesota	2-1	W	K. O'Shea	10:07	
	4/6	@ Minnesota	5-6	L	Goldsworthy	1:36	
1970	5/10	@ Boston	3-4	L	Orr	:40	
1968	5/9	@ Montreal	3-4	L	Rousseau	1:13	
	5/5	Montreal	2-3	L	Lemaire	1:41	
	5/3	Minnesota	2-1	W	Schock	22:50	
	4/29	Minnesota	3-2	W	McCreary	17:27	
	4/27	Minnesota	4-3	W	Sabourin	1:32	
	4/22	@ Minnesota	2-3	L	MacDonald	3:41	
	4/16	Philadelphia	1-2	L	Blackburn	31:18	
	4/10	Philadelphia	3-2	W	Keenan	24:10	

OUR
Town
OUR
Team



OUR

VOICE

KMOX

BLUES Radio 1120

The Voice of the Blues

NHL Directory

New York

1185 Avenue of the Americas
New York, NY 10036
212-789-2000
Fax: 212-789-2020
Comm.Fax: 212-789-2070

Montréal

1800 McGill College Avenue
Suite 2600
Montréal, Québec, H3A 3J6
514-841-9220
Fax: 514-841-1070

Toronto

50 Bay Street
11th Floor
Toronto, Ontario, M5J 2X8
416-359-7900
Comm. Fax: 416-981-2769

EXECUTIVE



Gary B. Bettman
Commissioner



William Daly
Deputy Commissioner



John Collins
Chief Operating Officer



Colin Campbell
Senior Executive Vice President, Hockey Operations

NHL Communications (@PR_NHL)

Executive Vice President, Communications..... GARY MEAGHER
O: 416-359-7960, C: 416-729-4700, gmeagher@nhl.com

Group Vice President, Content Integration..... FRANK BROWN
O: 212-789-2042, C: 347-853-4390, fbrown@nhl.com

Group Vice President, Communications & Player Development..... JAMEY HORAN
O: 212-789-2785, C: 646-652-9981, jhoran@nhl.com *Business communications, event and player promotion

Group Vice President, Communications..... JOHN DELLAPINA
O: 212-789-2115, C: 917-363-7988, jdellapina@nhl.com *General hockey and Department of Player Safety requests

Statistician & Information Officer BENNY ERCOLANI
O: 416-359-7963, C: 416-729-5666, bercolani@nhl.com

Senior Director, News Services..... GREG INGLIS,
O: 212-789-2065, C: 347-853-2461, ginglis@nhl.com

Director, Communications..... NIRVA MILORD
O: 212-789-2123, C: 917-715-6187, nmilord@nhl.com

Director, Communications..... JULIE YOUNG
O: 416-359-7964, C: 416-605-3550, jyoung@nhl.com *Maternity leave

Senior Manager, Event Communications & Player Development..... SCHUYLER BAEHMAN
O: 212-789-2097, C: 908-917-0456, sbahman@nhl.com

Senior Manager, Communications..... DAVID KEON
O: 416-359-7962, C: 416-729-5665, dkeon@nhl.com *International credentials

Senior Manager, Communications..... KERRY MCGOVERN
O: 212-789-2172, C: 347-853-6009, kmcgovern@nhl.com

Senior Manager, Communications..... JENNIFER MOAD
O: 416-359-7961, C: 416-527-2852, jmoad@nhl.com *Hockey Operations, Officiating and Central Scouting requests

Manager, Social Media..... TREVOR BJERGSO
O: 416-359-7965, C: 416-540-5306, tbjergso@nhl.com

Manager, Communications JASMINE GHAFOUR
O: 416-359-7968, C: 647-808-4876, jghafour@nhl.com

Coordinator, Communications..... JOSH BERNSTEIN
O: 212-789-2609, jbpr@nhl.com

Coordinator, Event Communications & Player Development..... NICOLE BUCKLEY
O: 212-789-2066, nicbuckley@nhl.com *Event credentials

Coordinator, Corporate Communications ERICA YAKOBZON
O: 212-789-2157, eyakobzon@nhl.com



NHL On-Ice Officials

REFEREES		LINESMEN
Name	Sweater #	
*BURCHELL, Darcy	42	Leggo, Mike
*Burchell, Darcy	42	McElman, Andy
Amell, Derek	75	*Lemelin, Mark
Charron, Francis	6	Miller, Steve
Barton, Steve	59	*Lewis, Dave
*Chmielewski, Tom	43	Morin, Jean
Brisebois, David	96	*Luxmore, Thomas John
Devorski, Paul	10	Murchison, Kiel
Cameron, Lonnie	74	Martell, Rob
Dwyer, Gord	19	Murphy, Brian
Champoux, Pierre	67	McCauley, Wes
Furlatt, Eric	27	Murray, Jonny
Cherrey, Scott	50	*McIsaac, Jon
*Hanson, Trevor	47	Nansen, Derek
Cormier, Michel	76	Meier, Brad
Hasenfratz, Mike	2	Nelson, Thor
Cvik, Mike	88	Morton, Dean
Hebert, Ghislain	22	Nowak, Tim
Devorski, Greg	54	O'Halloran, Dan
Hebert, Jean	15	Panchic, Bryan
Driscoll, Scott	68	O'Rourke, Dan
Jackson, Dave	8	Racicot, Pierre
Galloway, Ryan	82	Peel, Tim
Joannette, Marc	25	Rody, Vaughan
Gibbs, Darren	66	Pochmara, Brian
Kimmerly, Greg	18	Sericolo, Anthony
*Grandt, John	98	Pollock, Kevin
*Knorr, Trent	44	Sharrers, Jay
Henderson, Don	91	Rehman, Kyle
Kowal, Tom	32	Shewchyk, Mark
Heyer, Shane	55	Rooney, Chris
Kozari, Steve	40	*Wheler, Mark
Kovachik, Brad	1	*Skilliter, Graham
L'Ecuyer, Frederick	17	St. Pierre, Justin
Lazarowich, Brad	86	St-Laurent, Francois
LaRue, Dennis	14	Sutherland, Kelly
Mach, Brian	78	Van Massenhoven, Don
Lee, Chris	28	Walsh, Ian
MacPherson, Matt	83	Watson, Brad
		*minor league official

How To Figure

** NOTE: No individual skater/goaltender statistics apply for the shootout

- ASSIST** An assist is awarded to the player or players (maximum of two) who touched the puck prior to the goal, provided no defender plays or possesses the puck in between.
- GAME PLAYED** A player receives credit for playing in a game if: 1) he steps on the ice during time played or; 2) serves any penalty.
- GAME-WINNING GOAL** After the final score has been determined, the goal which leaves the winning Club one goal ahead of its opponent is the game-winning goal (example: if Team A beats Team B 8-3, the player scoring the fourth goal for Team A receives credit for the game-winning goal).
- GOAL** A goal is awarded to the last player on the scoring Club to touch the puck prior to the puck entering the net.
- GOALS-AGAINST AVERAGE** Multiply goals allowed (GA) by 60 and divide by minutes played (MINS).
- GOALTENDER** A goaltender receives a "W" for a win in regulation, overtime or shootout; an "L" for a loss in regulation; or an "OT" for a loss in overtime or shootout.
- PENALTY-KILLING PCT.** Subtract total number of power-play goals allowed from total number of shorthanded situations to get total number of power-plays killed. Divide the total number of power-plays killed by the total number of shorthanded situations.
- PLUS-MINUS** A player receives a "plus" if he is on the ice when his Club scores an even-strength or shorthand goal. He receives a "minus" if he is on the ice for an even-strength or shorthand goal scored by the opposing Club. The difference in these numbers is considered the player's plus-minus statistic.
- POWER-PLAY GOAL** A goal scored by a Club while it has a manpower advantage due to an opponent's penalty. Following are some examples of what is and is not considered a power-play goal:
- if a Club has an advantage on a minor penalty starting at 2:02 of the period and it scores at 4:02, the goal is not a power-play goal.
 - if a Club scores on a delayed penalty, the goal is not a power-play goal.
 - if a Club has an advantage due to a five-minute major or match penalty, that Club is always credited with having one more advantage than the number of power-play goals it scores during that advantage, because the penalty does not expire. A new advantage begins after each power-play goal. For example, if Team A scores three goals during a major penalty, it is credited with four advantages.
 - if a Club is on a power-play for any length of time, it is considered to have had an advantage.
 - if a minor penalty is incurred by a Club on a power-play due to a major penalty, a new advantage is given to that Club when its minor penalty expires, provided the opponent's major penalty is still in effect.



How To Figure

POWER-PLAY PERCENTAGE Total number of power-play goals divided by total number of power-play opportunities.

SAVE PERCENTAGE Subtract goals allowed (GA) from shots against (SA) to determine saves. Then divide saves by shots-against.

SHOOTING PERCENTAGE Divide the number of goals scored by the number of shots taken.

SHORTHAND GOAL A goal scored by a Club while it is at a manpower disadvantage. The same cases apply for shorthand as for power-play goals, but in the opposite manner.

SHOT ON GOAL If a player shoots the puck with the intention of scoring and if that shot would have gone in the net had the goaltender not stopped it, the shot is recorded as a "shot on goal".

SHUTOUT If two goaltenders combine for a shutout, neither receives credit for the shutout. Instead it is recorded as a Club shutout.

TENTHS OF A SECOND If a penalty or goal occurs in the last minute, the time is rounded off to the previous second (ex: if a penalty is called with 12.4 seconds left in a period, the time is indicated as 19:47 and not 19:48.)

COACHES RECORD A coach receives a "W" for a win in regulation, overtime or shootout; an "L" for a loss in regulation; or an "OT" for a loss in overtime or shootout.

Medical Glossary

Information courtesy of the Philadelphia Flyers.

ABDUCTION: Movement of a joint away from the center of the body.

AC JOINT (ACROMIOCLAVICULAR JOINT): Joint of the shoulder where acromion process of the shoulder blade and the distal end of the collarbone meet; most shoulder separations occur at this point.

ADDUCTION: Movement of a joint toward the center of the body.

ADHESION: Abnormal adherence of collagen fibers to surrounding structures during immobilization following trauma or as a complication of surgery which restricts normal elasticity of the structures involved; or scar tissue which forms after trauma or surgery which can restrict normal motion.

AEROBIC: Exercise in which energy needed is supplied by oxygen inspired and is required for sustained periods of vigorous exercise with a continually high pulse rate.

ANABOLIC STEROIDS: Steroids that promote tissue growth by creating protein in an attempt to enhance muscle growth. The main anabolic steroid is testosterone (male sex hormone).

ANAEROBIC: Exercise without the use of oxygen as an energy source; short bursts of vigorous exercise.

ANTERIOR CRUCIATE LIGAMENT (ACL): A primary stabilizing ligament within the center of the knee joint that prevents hyperextension and excessive rotation of the joint. A complete tear of the ACL necessitating reconstruction could require up to 12 months of rehabilitation.

ANTI-INFLAMMATORY: Any agent which prevents inflammation, such as aspirin or ibuprofen.

ARTERIOGRAM: A film demonstrating arteries after injection of a dye.

ARTHROGRAM: Xray technique for joints using air and/or dye injected into the affected area; useful in diagnosing meniscus tears of the knee and rotator cuff tears of the shoulder.

ARTHROSCOPE: An instrument used to visualize the interior of a joint cavity.

ARTHROSCOPY: A surgical examination of the internal structures of a joint by means of observation through an arthroscope. An arthroscopic procedure can be used to remove or repair damaged tissue or as a diagnostic procedure in order to inspect the extent of any damage or confirm a diagnosis.

ATROPHY: To shrivel or shrink from disuse; as in muscular atrophy.

BAKER'S CYST: Localized swelling of a bursa sac in the back of the knee as a result of fluid that has escaped from the knee capsule. A Baker's cyst indicates that there is a trauma inside the knee joint that leads to excessive fluid production.

BONE SCAN: An imaging procedure in which a radioactively labeled substance is injected into the body to determine the status of a bone injury. If the radioactive substance is taken up by the bone at the injury site, the injury will show as a 'hot spot' on the scan image. The bone scan is particularly useful in the diagnosis of stress fractures.

BURSA: A fluid-filled sac located in areas where friction is likely to occur. The bursa sac minimizes the friction, for example, between a tendon and bone.

CARTILAGE: Smooth, slippery substance preventing two ends of bones from rubbing together and grating. Most joints use this to cover bones next to each other. A meniscus is made of cartilage.

CAT SCAN (COMPUTERIZED TOMOGRAPHY): Use of a computer to produce a cross-sectional view of the anatomical part being investigated from xray data.

CHONDROMALACIA: Roughening of the articular cartilage. Best known for the roughening of the underside of the kneecap, which can occur in any kneecap injury.



CLAVICLE: Collarbone; the bone connecting the breastbone with the shoulder blade.

CLOSED REDUCTION: Re-alignment of a fracture or dislocation without surgery.

COCCYX: The 'tailbone,' a group of four vertebrae that are fused together to form a small triangular bone, located at the terminal end of the spine.

CONCUSSION: Jarring injury of the brain resulting in dysfunction. It can be graded as mild, moderate or severe, depending on loss of consciousness, amnesia and loss of equilibrium.

CONTUSION: An injury to a muscle and tissues caused by a blow from a blunt object.

CORTICOSTEROIDS: Used to suppress joint inflammation and inflammation in a bursa or near tendons.

CRYOTHERAPY: A treatment with the use of cold.

CYST: Abnormal sac containing liquid or semisolid matter.

DEGENERATIVE JOINT DISEASE: Changes in the joint surfaces as a result of repetitive trauma and 'wear and tear'.

DELTOID LIGAMENT: Ligament that connects the tibia to bones of the medial aspect of the foot and is primarily responsible for stability of the ankle on the medial side. Is sprained less frequently than other ankle ligaments.

DELTOID MUSCLE: Muscles at the top of the arm, just below the shoulder, responsible for shoulder motions in the front, side and back.

DISC, INTERVERTEBRAL: A flat, rounded plate between each vertebrae of the spine. The disc consists of a thick fiber ring which surrounds a soft gellike interior. It functions as a cushion and shock absorber for the spinal column.

DISLOCATION: Complete displacement of joint surfaces.

ELECTROMYOGRAM (EMG): Test to determine nerve function.

EPICONDYLITIS: Inflammation of tendons at the elbow due to overuse. Common in tennis players (outer part of elbow) and golfers (inner part of elbow)

ETIOLOGY: Study of the cause of injury and disease.

EXTENSION: Action of straightening of a joint as achieved by an extensor muscle.

FASCIA: A connective tissue sheath consisting of fibrous tissue and fat which unites the skin to the underlying tissue.

FAT PERCENTAGE: The amount of body weight that is adipose, fat tissue. Fat percentage can be calculated by underwater weighing, measuring select skinfold thickness or by analyzing electrical impedance.

FEMUR: Thighbone; longest bone in the body.

FIBULA: Smaller of the two bones in the lower leg; runs from the knee to the ankle along the outside of the lower leg.

FLEXIBILITY: The ability of muscle to relax and yield to stretch forces.

FRACTURE: Breach in continuity of a bone. Types of fractures include simple, compound, comminuted, greenstick, incomplete, impacted, longitudinal, oblique, open, stress or transverse.

GLENOHUMERAL: The shoulder girdle; consists of the glenoid capsule, head of the humerus and labrum.

GLENOID: Cavity of the scapula into which the head of the humerus fits to form the shoulder girdle.

GLENOID LABRUM: A rim of fibrocartilaginous tissue attached around the margin of the glenoid fossa.

GRADE ONE INJURY: A mild injury in which ligament, tendon or other musculoskeletal tissue may have been stretched, but not torn or otherwise disrupted.

GRADE TWO INJURY: A moderate injury in which musculoskeletal tissue has been partially, but not totally torn, causing appreciable limitation in function of the injured tissue.

GRADE THREE INJURY: A severe injury in which tissue loss has been significant, and in many cases, totally torn or otherwise disrupted, causing a virtual loss of function.

GROIN: Junction of the thigh and abdomen, location of muscles that rotate, flex and adduct the hip.

HAMMER TOE: Condition when the first digit of a toe is at a different angle than the remaining digits of the same toe.

HAMSTRING: Category of muscle that runs from the buttocks to the knee along the back of the thigh. It functions to flex the knee and is often times injured as a result of improper conditioning or lack of muscle flexibility.

HEMARTHROSIS: Accumulation of blood within a joint as a result of an acute injury.

HEMATOMA: Mass produced by an accumulation of coagulated blood in a cavity or in soft tissues.

HIGH ANKLE SPRAIN: Disruption of thick connective tissue between the tibia and fibula above the ankle joint.

HIP POINTER: Contusion to the iliac crest.

HYDROTHERAPY: Treatment using water.

HYPEREXTENSION: Extreme extension of a limb or body part.

ICE AND STIMULATION: Use of ice to reduce inflammation and muscle stimulation by surface electrodes to maintain muscle strength used in rehabilitation of injury.

ILIOTIBIAL BAND: A thick, wide fascial layer that runs from the iliac crest to the knee joint on the outside of the thigh.

INFLAMMATION: The body's natural response to injury in which the injury site might display various degrees of pain, swelling, heat, redness and/or loss of function.

ISOMETRIC CONTRACTION: Muscular contraction in which tension is developed but no mechanical work is done.

LABRUM (LABRUM GLENOIDULE): The cartilage of the glenoid cavity in the shoulder. A lipedged or liplike structure.

LATERAL COLLATERAL LIGAMENT (LCL): Ligament of the knee along the outer aspect that connects the femur to the fibula. It provides lateral stability to the joint.

LIGAMENT: Band of fibrous tissue that connects bone to bone or bone to cartilage and supports and strengthens joints.

MAGNETIC RESONANCE IMAGING (MRI): Imaging procedure in which a radio frequency pulse causes certain electrical elements of the injured tissue to react to this pulse and through this process a computer display and permanent film establish a visual image. MRI does not require radiation and is very useful in the diagnosis of soft tissue, disc and meniscus injuries.

MANDIBLE: Jaw bone



MEDIAL COLLATERAL LIGAMENT (MCL): Ligament of knee along the inner aspect that connects the femur to the tibia.

MENISCUS: Crescent-shaped cartilage, usually pertaining to the knee joint; also known as cartilage. There are two menisci in the knee - medial and lateral. These work to absorb weight within the knee and provide stability.

METACARPALS: Five long bones of the hand, joining the fingers to the wrist.

METATARSALS: Five long bones of the foot, running from the ankle to the toes.

MYOSITIS: Inflammation of a muscle.

OPEN REDUCTION: Re-alignment of a fracture or dislocation with surgery.

ORTHOTIC: Any device applied to or around the body of physical impairment of disability. Commonly used to control foot mechanics.

OSTEOCHONDRITIS DESSICANS: A piece of bone and/or cartilage loosened from its attachment after trauma and a cause of a lesion.

OSTEOMYELITIS: An inflammatory disease of bone caused usually by infection with streptococcus or staphylococcus bacteria.

PATELLA: The kneecap. The patella functions to protect the distal end of the femur as well as increase the mechanical advantage and force generating capacities of the quadriceps muscle group.

PLANTAR FASCIITIS: Inflammation of the plantar (a thick tissue on the bottom of the foot which helps create the arch) fascia; associated with overuse or acute foot injury.

POSTERIOR CRUCIATE LIGAMENT (PCL): A primary stabilizing ligament of the knee that provides significant stability and prevents displacement of the tibia backward within the knee joint. A complete tear of this ligament necessitating reconstruction could require up to 12 months of rehabilitation.

QUADRICEP MUSCLES: A group of four muscles of the front thigh that run from the hip and form a common tendon at the patella; they are responsible for knee extension.

RADIUS: Bone in the forearm from elbow to the thumb side of the wrist.

RECONSTRUCTION: Surgical rebuilding of a joint using natural, artificial or transplanted materials.

ROTATOR CUFF: Comprised of four muscles in the shoulder area that can be irritated by overuse. The muscles are the supraspinatus (most commonly injured), infraspinatus, teres minor and subscapularis.

SACROILIAC: Junction of the sacrum, the lower back bone, with the pelvis.

SACRUM: Group of five fused vertebrae located just below the lumbar vertebrae of the lower back, which form part of the pelvis.

SCAPULA: Shoulder blade.

SCIATICA: Irritation of the sciatic nerve resulting in pain or tingling running down the inside of the leg.

SCIATIC NERVE: Major nerve that carries impulses for muscular action and sensations between the low back and thigh and lower leg; it is the longest nerve in the body.

SHIN SPLINT: A catchall syndrome describing pain in the shin that is not a fracture or tumor and can not be defined otherwise.

SPLEEN: Large, solid organ responsible for the normal production and destruction of blood cells located under the left rib cage.

SPONDYLOSIS: Abnormal vertebral fixation or immobility, or a general term for arthritis of the spine.

SPRAIN: Injury resulting from the stretching or twisting of the joint and causes various degrees of stretching or tearing of a ligament or other soft tissue at the joint.

STRAIN: Injury resulting from a pulling or torsion to the muscle or tendon that causes various degrees of stretching or tearing to the muscle or tendon tissue.

STRESS FRACTURE: A hairline type of break in a bone. Caused by overuse.

SUBLUXATION: Partial dislocation of a joint. The term usually implies that the joint can return to a normal position without formal reduction.

SYNOVIAL FLUID: Lubricating fluid for joints and tendons, produced in synovium, or the inner lining of a joint.

SYNOVITIS: Inflammation of the synovial lining of a joint.

TALUS: The ankle bone that articulates with the tibia and fibula to form the ankle joint.

TARSALS: Group of seven bones of the foot consisting of the calcaneus, talus, cuboid and three cuneiform bones.

TENDINITIS: Inflammation of the tendon and/or tendon sheath, caused by chronic overuse or sudden injury.

TENDON: Tissue that connects muscle to bone.

TENOSYNOVITIS: Swelling or inflammation of a tendon sheath caused by calcium deposits, repeated strain or trauma.

TIBIA: Shin bone; larger of the two bones of the lower leg and is the weightbearing bone of the shin.

TRANSCUTANEOUS ELECTRICAL NERVE STIMULATOR (TENS): An electrical modality that sends a mild current through pads at the injury site which stimulates the brain to release the natural analgesic endorphin.

TRANSVERSE PROCESS: Small lateral projection off the right and left side of each vertebrae that functions as an attachment site for muscles and ligaments of the spine.

TRICEPS: Muscle of the back of the upper arm, primarily responsible for extending the elbow.

ULNA: Inner bone of the forearm that runs from the tip of the elbow to the little finger side of the wrist.

ULNAR NERVE: Nerve in the elbow commonly irritated from excessive throwing.

ULTRASOUND: An electrical modality that transmits a sound wave through an applicator into the skin to the soft tissue in order to heat the local area for relaxing the injured tissue and/or disperse edema...Also a type of imaging study for certain body areas.

"WIND KNOCKED OUT": Syndrome describing a contraction of the abdominal nerve trunk, the solar plexus, as a result of an abdominal contusion.



PUBLIC RELATIONS STAFF:

Vice President, Marketing and Public RelationsMike Caruso (314) 622-2577
Sr. Director, Media Relations/Team Services:.....Rich Jankowski (314) 622-2522
Assistant Director, Media Relations:.....Dan O'Neill (314) 622-5401

On behalf of the St. Louis Blues, welcome to the 2012-13 National Hockey League season. We hope to make your job covering the Blues as easy and pleasant as possible. In order to help our operation run smoothly and make your jobs easier, we ask that you follow these guidelines:

MEDIA CREDENTIALS:

Media credentials are issued to **working media only** and does not guarantee media seating. All season and individual game credential holders should enter through the press entrance, located on 15th street. The media entrance opens three hours prior to the start of each game. All credentials are non transferable and any unauthorized use will subject the bearer to ejection from Scottrade Center and confiscation of the credential.

Season media passes will be issued to established newspapers, television, and radio stations. For the 2012-13 season, we regret we will be unable to accommodate individual websites, bloggers and freelance reporters/photographers not associated with established media outlets.

Please contact Dan O'Neill (314) 622-5401 or Rich Jankowski (314) 622-2522 for credential requests. You may email your credential request on company letterhead to the Blues Public Relations' Office to Dan O'Neill at doneill@stlblues.com or Rich Jankowski at rjankowski@stlblues.com.

INDIVIDUAL GAME PASSES:

Individual game credentials should be requested in writing through the communications department by email a minimum of 24 hours prior to game time. Please email Dan O'Neill doneill@stlblues.com or Rich Jankowski at rjankowski@stlblues.com. Pre-arranged passes must be picked up at the press entrance located on 15th street. Credentials will be issued on an availability basis. For the 2012-13 season, we regret we will be unable to accommodate individual websites, bloggers and freelance reporters/photographers not associated with established media outlets.

PRE-GAME ACCESS:

Requests for interviews to take place prior to the game will be accommodated upon the approval of the players and coach involved. The ideal time for game day interviews is at the pre-game skate, held each game-day morning at Scottrade Center or at St. Louis Mills.

POST-GAME ACCESS:

Both the Blues' and the visitor's dressing rooms will be open no later than five minutes following the conclusion of each game. Media will have access to the players for 30 minutes after the rooms are opened. Only media with official credentials will be allowed into the dressing rooms. Blues head coach Ken Hitchcock will be available approximately 20 minutes following the conclusion of the game in the Blues' interview room located on the event level. The NHL officials' locker room is off limits to the media. Should a comment or interpretation from the game's referee or NHL supervisor be needed, a pool reporter may be assigned.

ABSOLUTELY NO AUTOGRAPHS ALLOWED DURING MEDIA ACCESS PERIODS.

MEDIA INFORMATION

DAILY PRACTICES:

All Blues practices will be held at Scottrade Center or at St. Louis Mills. All practices are open to the media. For up-to-date practice time information, please contact the Blues' public relations hotline at (314) 613-1899.

PRESS BOX ACCESS:

The main press box is located on the upper level. All media are required to display credentials when entering the media lounge, press box and dressing room areas and must wear their credentials throughout the game. Refusal to display credentials will subject to revocation.

BROADCAST BOOTH POSITIONS:

Blues television broadcast booth position is located in section 320 on the concourse level. Visiting TV and Radio booth positions are located in the press box on the penthouse level.

PRESS NOTES:

Complete sets of the game notes, NHL statistics, and press releases will be made available in the media work room in the media lounge and on media.nhl.com. Additional materials (out of town scores, game summaries) will be distributed to all working media throughout the game.

PHOTOGRAPHY:

Photo credentials will also be issued in the same manner as other passes. Weekly papers and magazines on assignment may obtain passes by having the photo editor request a single game credential to the media relations department 24 hours in advance. Photo positions will be assigned by the Blues' team photographer Mark Buckner in conjunction with the public relations department. Photographers should check in with Mark Buckner in the media lounge prior to game time. All photographers must comply with space assignments and shooting regulations. Photographers must shoot from designated areas only.

WIRELESS ACCESS:

To access the wireless network, click on STC PRESS:
Password: 3146222583

STATISTICIANS:

Are available to assist television broadcasters by contacting the Blues' public relations department at (314) 622-2522 or (314) 622-5401. These services must be arranged at least 24 hours prior to the game.

We hope this outline of procedures and guidelines will assist you in your coverage of the St. Louis Blues and the National Hockey League this season. Please do not hesitate to contact us if you need additional assistance. We look forward to working with you.



TM

EVERYTHING'S BETTER
ON HOME ICE.

*Enjoy every drop with
crisp, refreshing Bud Light.*

Official Beer Partner of the St. Louis Blues.



ENJOY RESPONSIBLY
©2013 A-B, Bud Light® Beer, St. Louis, MO



*The search
is almost as
thrilling as
the find.*



Scottrade[®]



Finding the right trade at the right time is possible when you have the right tools. We build powerful technology to make digging through mountains of data fast and easy. When you are able to manage your portfolio with ease, you have more time to do the things you love. At Scottrade,

Our Passion is to Power Yours.