



SAN JOSE SHARKS (NHL)
WORCESTER SHARKS (AHL)
2008-09 ORGANIZATION GUIDE

SJSHARKS.COM | SJSHARKS.COM/MOBILE | SHARKSAHL.COM



2008-09 SAN JOSE SHARKS SEASON SCHEDULE

SEPTEMBER						
S	M	T	W	T	F	S
21	22	23	24 ANA 7:00PM	25	26 ANA 7:30PM	27 VAN 7:30PM
28	29 PHX 7:00PM	30 PHX 7:30PM				

OCTOBER						
S	M	T	W	T	F	S
			1	2 VAN 7:00PM	3	4
5 LA * 6:00PM	6	7	8	9 ANA 7:30PM	10 LA 7:00PM	11 LA 6:00PM
12 LA 6:00PM	13 CBJ 7:30PM	14 PHI 4:00PM	15	16	17 PHI 7:30PM	18 PHI 7:30PM
19	20	21	22 PHI 4:00PM	23	24 FLA 4:30PM	25 TB 4:30PM
26	27	28 PIT 7:30PM	29	30 DET 7:30PM	31	

NOVEMBER						
S	M	T	W	T	F	S
2 COL 5:00PM	3 MIN 7:30PM	4 MIN 7:30PM	5	6 STL 7:30PM	7 DAL 7:00PM	8 DAL 7:00PM
9 PHX 5:00PM	10 NSH 7:30PM	11 NSH 7:30PM	12	13 CGY 7:30PM	14	15
16 CHI 4:00PM	17 NSH 5:00PM	18	19	20	21 WAS 7:30PM	22 WAS 7:30PM
23	24	25	26 CHI 7:30PM	27	28 DAL 5:30PM	29 PHX 6:00PM
30						

DECEMBER						
S	M	T	W	T	F	S
	1	2 TOR 7:30PM	3	4 CBJ 7:30PM	5 EDM 7:00PM	6 EDM 7:00PM
7	8	9	10	11 ANA 7:30PM	12 STL 7:30PM	13 STL 7:30PM
14	15 LA 7:30PM	16	17 CBJ 4:00PM	18 DET 4:30PM	19 NYR 7:30PM	20 NYR 7:30PM
21	22	23 VAN 7:00PM	24	25	26	27 STL 5:30PM
28	29 DAL 5:30PM	30	31 MIN 3:00PM			

JANUARY						
S	M	T	W	T	F	S
				1	2	3 NYI 7:30PM
4	5	6 CGY 7:00PM	7	8	9 EDM 6:00PM	10 VAN 7:00PM
11	12	13 TB 7:30PM	14	15 CGY 7:30PM	16 DET 7:30PM	17 DET 7:30PM
18	19	20 VAN 7:30PM	21	22	23	24 All-Star Weekend @ Montreal
25 All-Star Weekend @ Montreal	26 COL 6:00PM	27	28	29 PHX 7:30PM	30	31 CHI 7:30PM

FEBRUARY						
S	M	T	W	T	F	S
1	2	3	4	5 CAR 7:30PM	6	7 CBJ 4:00PM
8	9	10 BOS 4:00PM	11 PIT 4:30PM	12	13 BUF 4:30PM	14
15 NJ NOON	16	17 EDM 7:30PM	18	19 LA 7:30PM	20	21 ATL 1:00PM
22	23 DAL 5:00PM	24	25 DET 4:30PM	26 OTT 4:30PM	27	28 MON 4:00PM

MARCH						
S	M	T	W	T	F	S
1	2	3 DAL 7:30PM	4	5 MIN 7:30PM	6	7 VAN 7:00PM
8	9	10 MIN 5:00PM	11	12 STL 5:30PM	13	14 LA 7:00PM
15 ANA 5:00PM	16	17 PHX 7:00PM	18	19 NSH 7:30PM	20	21 DAL 1:00PM
22 COL 5:00PM	23	24 CHI 5:30PM	25	26 NSH 5:00PM	27	28 PHX 7:30PM
29 CGY 6:30PM	30	31				

APRIL						
S	M	T	W	T	F	S
				1	2 EDM 6:30PM	3 ANA 7:00PM
5 ANA 5:00PM	6	7 COL 7:30PM	8	9 PHX 7:30PM	10	11 LA 1:00PM

PRESEASON

HOME
AWAY

REGULAR SEASON

HOME
AWAY

*Game to be played at the E-Center in Salt Lake City, Utah

CSN CSN Bay Area HD CSN Bay Area In HD
CSN+ CSN+ VS VERSUS
CSN- CSN-

Games will be aired on CSN+ and will be joined in progress by main CSN following the conclusion of prior programming.

Schedule subject to change.





2008-09 NHL CRITICAL DATES

SEPTEMBER

- 12 Opening Day of rookie camp
- 16 Opening Day of NHL training camp for NY Rangers, Ottawa, Pittsburgh, Tampa Bay
- 19 Opening Day of NHL training camp
- 20 Preseason schedule begins
- 23 Kraft Hockeyville Game, Roberval, Quebec (Buffalo Sabres vs. Montreal Canadiens)

OCTOBER

- 1 Hockey Fights Cancer Awareness Month
- 4-5 NHL Premiere — Stockholm 2008 (Ottawa Senators vs. Pittsburgh Penguins)
- 4-5 NHL Premiere — Prague 2008 (New York Rangers, vs. Tampa Bay Lightning)
- 9 91st NHL Regular Season begins (North American games)
- 22 Lester Patrick Award luncheon (St. Paul, Minn.)

NOVEMBER

- 8 Hockey Hall of Fame Game (Montreal Canadiens at Toronto Maple Leafs)
- 10 Hockey Hall of Fame Induction Ceremony (Toronto)
Inductees: Glenn Anderson, Igor Larionov (Player category), Ed Chynoweth (Builder category), Ray Scapinello (Referee/Linesman category)

DECEMBER

- 1 Signing deadline for Group 2 free agents
- 19-27 Holiday Roster Freeze in effect. For all players on an NHL active roster, injured reserve, or players with non-roster and injured non-roster status as of midnight, local time, Dec. 19, a roster freeze shall apply through midnight local time Dec. 27, with respect to waivers, trades and loans, subject to the exceptions provided for in CBA Article 16.10.
- 24-25 No scheduled practices — dressing rooms closed
- 26-Jan. 5 IIHF World U20 Championship (Ottawa)

JANUARY

- 1 NHL Winter Classic 2009, Wrigley Field, Chicago (Detroit Red Wings at Chicago Blackhawks)
- 14 Home Hardware CHL/NHL Top Prospects Game (TBA)

- 18 NHL on NBC (Game of the Week begins)
- 22-26 All-Star Break (no games played)
- 24 NHL SuperSkills (Bell Centre, Montreal)
- 25 57th NHL All-Star Game (Bell Centre)

FEBRUARY

- 13-15 Hockey Weekend Across America (USA Hockey)
- 21 CBC's Hockey Day in Canada

MARCH

- 3 Trade deadline (3 p.m. EST)

APRIL

- 9-11 NCAA Frozen Four (Verizon Center, Washington, DC)
- 9-19 IIHF U18 World Championship (Fargo, N.D. and Moorhead, Minn.)
- 12 Last day of 2008-09 regular season
- 15 Stanley Cup Playoffs begin
- 24-May 10 IIHF World Championship (Berne and Zurich-Kloten, Switzerland)

MAY

- 25-30 NHL Combine (Toronto)

JUNE

- 15 Last possible day for 2009 Stanley Cup Final
- TBA Deadline for first club-elected salary arbitration (later of June 15 or 48 hours after the conclusion of the Stanley Cup Final, 5 p.m. ET)
- TBA NHL Awards Show
- 25 NHL Entry Draft Media Day — Top Prospects Media Lunch and Clinic (Montreal)
- 26 NHL Entry Draft (Bell Centre, Montreal) — First Round
- 27 NHL Entry Draft (Bell Centre) — Rounds 2-7

JULY

- 1 Free Agency period begins
- 5 Deadline for player-elected salary arbitration
- 6 Deadline for club-elected salary arbitration
- 10 Deadline for eligible players to elect Group 5 free agency
- 20-Aug. 4 Salary arbitration hearings held

AUGUST

- 6 Deadline for salary arbitration decisions to be rendered

CREDITS

The 2008-09 San Jose Sharks Organization Guide was written, designed, edited and produced by the San Jose Sharks Media Relations Department and SVS&E Publishing, a division of Silicon Valley Sports & Entertainment. SVS&E Publishing also produces publications for teams such as the San Francisco 49ers and Oakland Raiders. For more information on SVS&E Publishing, please contact Tony Khing at 408-999-6842, or visit www.svssepublishing.com

Executive Editor Tony Khing

Layout and Design Audrey Minagawa

Assistant Editors Ken Arnold, Scott Emmert, Tom Holy, Eric Lindquist, Zach Plaza and Ryan Stenn

Principal Photographers Rocky Widner and Don Smith

Special Thanks To Greg Jamison, Malcolm Bordelon, Doug Wilson, Wayne Thomas, Joe Will, Dan Rusanowsky, Ken Caveney, Roger Ross, Jim Sparaco, Alex Aragon, Jeff Cafuir, Alison High, Laura Johnston, Kasey Miller, Greg Henderson, Michelle Benedict and Randy Robles and Bob Waterman at Elias Sports Bureau.

© 2008-09 San Jose Sharks and SVS&E.

TABLE OF CONTENTS

Sharks 2008-09 Schedule	1
NHL Critical Dates	2
Silicon Valley Sports & Entertainment	4

FRONT OFFICE

Team Directory	5
Executives	8
Coaches	16
Player Development/Scouting Staff	20
Trainers, Equipment & Medical Staff	23

THE PLAYERS

Player Profiles	27
Future Sharks	100
Sharks 2008-09 Reserve List	106
Draft History	108

2007-08 IN REVIEW

NHL Regular Season Standings	114
Statistics & Breakdowns	115
Transactions Since 2007-08	126

THE RECORD BOOK

All-Time Regular Season Records	128
All-Time Roster	135
All-Time Regular Season Scoring/Goaltender Stats	152
All-Time Leaders	157
All-Time Goaltenders	158
Single Season Leaders	160
Goaltenders Single Season Leaders	162
Leaders By Season	163
Goaltenders Leaders By Season	165
Rookie Single Season Leaders	167
Team Statistics By Year	168
Special Teams/Hat Tricks	170
Hat Tricks/Shutouts	171
Shutouts	173
20+ Goal Seasons	175
Penalty Shots	176
Extra Attacker Goals	177
All-Time OT/Shootout Games	179
All-Time Head Coaches/Captains/General Managers	183
All-Time Attendance/Assistant Coaches	184
Record by Season/Gordie Howe Hat Tricks	185
NHL All-Star Game/Olympics	186
NHL Honors	187
Team Honors	190
Opponents vs. San Jose	192

Opponent Goaltenders vs. San Jose	194
Year-By-Year In Review	196

PLAYOFFS

2007-08 Playoff Summary	212
All-Time Playoff Scoring	213
All-Time Playoff Leaders	215
All-Time Record By Game	217
Playoff Records By Teams	219
OT Games/Hat Tricks/Shutouts	220
Scoring/Goaltending Leaders By Year	221
Special Teams/Results By Year	222
When Facing Elimination	223
Year-By-Year In Review	224
All-Time Playoff Records	234

NATIONAL HOCKEY LEAGUE

NHL Directory	240
NHL Referees/Linesmen	241
NHL Trophies/Awards	242
NHL Teams vs. San Jose	244

GENERAL

Fan Development	266
Sharks Foundation	267
S.J. Sharkie	269
HP Pavilion at San Jose	270
Ticket Information/Seating Chart	273
Broadcast Information	274
Media Information	278

WORCESTER SHARKS

Worcester 2008-09 Schedule	288
Worcester Team Directory	289
Worcester Executives	290
Coaches/Hockey Staff	292
Worcester Team Doctors	295
Worcester Radio/TV	296
FINZ	297
DCU Center Seating Chart	298
DCU Center	299
Sharks In The Community	300
2007-08 Worcester Statistics	303
2007-08 AHL Standings	305
AHL Directory	306
Minor Pro Affiliate: Phoenix RoadRunners	311
Worcester Media Information	312

ABOUT SILICON VALLEY SPORTS & ENTERTAINMENT

Silicon Valley Sports & Entertainment (SVS&E) provides a single resource for business partners to utilize when planning their sports and event relationships. Taking full advantage of the expertise and capabilities involving all or part of the San Jose Sharks business operations — including marketing, corporate partnership sales management, broadcast, ticket sales, event presentation, community programs, media relations, advertising, facilities, promotions, publishing, merchandising and additional areas of the organization — helps the success of any program.



Created in the summer of 2000, SVS&E oversees all business operation aspects of the San Jose Sharks, HP Pavilion at San Jose and select HP Pavilion events. In addition, SVS&E manages all or parts of Sharks Ice at San Jose (the Sharks training and public skating facility), Sharks Ice at Fremont, the SAP Open tennis tournament (ATP Tour), the American Hockey League's Worcester Sharks (the Sharks top development affiliate) as well as select HP Pavilion events such as American Metal & Iron Fight Night at the Tank (professional boxing) and Strike Force Mixed Martial Arts. Over the past year, SVS&E has added two tennis properties in Memphis, Tenn. (Regions Morgan Keegan Championships [men's] and Cellular South Cup [women's]) and a new venture in amateur golf: National Match Play. For the second year, SVS&E will be operating a team in the Asia Ice Hockey League, the China Sharks.

SVS&E will also expand its management of skating rinks in 2010 when they open a new four-rink facility in the San Francisco Bay Area suburb of Pleasanton, located 40 minutes northeast of San Jose.

In August 2007, SVS&E became a minority partner in Major League Soccer's San Jose Earthquakes. SVS&E previously operated the Earthquakes from 2000-02, including their first MLS Championship season in 2001.

The list of entities who've utilized the experience and services of SVS&E includes: the San Jose Grand Prix, the San Jose Sabercats of the Arena Football League, the Golden Baseball League, the Siebel Open Senior PGA tournament, the National Lacrosse League's San Jose Stealth and the San Francisco Dragons of Major League Lacrosse, among others.

Benefits of a business arrangement with SVS&E allow the San Jose Sharks and HP Pavilion Management to combine existing marketing programs, sales resources and contacts to create more efficient and meaningful business partnerships. SVS&E allows the organization to provide fully integrated advertising/corporate partnership packages that reach the multiple demographic segments represented in Silicon Valley.

Another option for business partners, SVS&E Publishing, was created in 2001. SVS&E Publishing, a full-service publishing division, handles a majority of the design, editorial and printing needs for most of the SVS&E properties. In addition, SVS&E Publishing produces publications for numerous outside clients including the San Francisco 49ers, Oakland Raiders and Columbus Blue Jackets.

In 2003, SVS&E Merchandise was added to the SVS&E family. SVSE Merchandise is an industry leader and innovator in all aspects of building a brand. With a client list that includes many of the Silicon Valley's top corporations, professional sports teams and major sport events, SVS&E Merchandise has both the expertise and understanding necessary to help develop a brand. Services include graphics and production, event merchandise management, online stores with fulfillment and customer support, VIP Gifting and motivational/recognition programs.

SVS&E was a key element in the 2002 purchase of the organization and its assets from previous Owner George Gund III by a local ownership group, San Jose Sports & Entertainment Enterprises (SJSEE), led by current President and Chief Executive Officer Greg Jamison.

In 2001, the organization entered into a naming rights rebranding of San Jose Arena with Compaq Computer Corporation and the City of San Jose. The agreement, which was amended in 2002 to reflect the subsequent merger between Compaq and HP, runs through 2015 and provided a new name to Northern California's premier sports and entertainment venue, resulting in HP Pavilion. The agreement ensures the Sharks will remain in San Jose for the foreseeable future and the facility receives necessary amenities, upgrades and improvements its patrons have come to expect and enjoy.

Last summer, SVS&E, along with the City of San Jose, oversaw \$16.5 million of improvements — which included new LED signage displays throughout the seating area of the Pavilion, a new state-of-the-art high-resolution scoreboard and a superior sound and video system to support high definition.

Business arrangements similar to SVS&E aren't uncommon in the sports and arena management industry. Other examples of this type of business arrangement include Orca Bay Sports & Entertainment in Vancouver which oversees the management of the Vancouver Canucks of the NHL and GM Place; Kroenke Sports Enterprises in Colorado which manages the NBA's Denver Nuggets, the Colorado Avalanche of the NHL and the Pepsi Center; and Palace Sports & Entertainment in Detroit which operates the NBA's Detroit Pistons, the Palace of Auburn Hills as well as the Tampa Bay Lightning of the NHL which plays its games in Tampa, Fla.

TEAM DIRECTORY

HP PAVILION AT SAN JOSE

525 West Santa Clara St., San Jose, Calif. 95113
 Phone 408-287-7070 • Fax 408-999-5797
 sjsharks.com • sjsharks.com/mobile

SAN JOSE SPORTS & ENTERTAINMENT ENTERPRISES OWNERSHIP GROUP

Kevin Compton, Hasso Plattner, Greg Reyes, Stratton Sclavos, Gary Valenzuela, Gordon Russell, Rudy Staedler,
 Floyd Kvamme, Greg Jamison, Harvey Armstrong, Tom McEnery, George Gund III NHL EXECUTIVE COMMITTEE:
 Greg Jamison

EXECUTIVE STAFF

President & Chief Executive Officer Greg Jamison
 Executive Vice President of
 Business Operations Malcolm Bordelon
 Executive Vice President & General Manager (HP Pavilion
 at San Jose) Jim Goddard
 Executive Vice President & General Counsel . Don Gralnek
 Executive Vice President
 & General Manager (Sharks) Doug Wilson
 Executive Vice President
 & Chief Financial Officer Charlie Faas
 President, Sharks Minor Holdings Michael T. Lehr
 Vice President of Finance Ken Caveney
 Vice President of Corporate Partnerships . . Eric Mastalir
 Vice President of Sales & Marketing Kent Russell
 Vice President of Building Operations Rich Sotelo
 Vice President and Assistant
 General Manager (Sharks) Wayne Thomas
 Executive Assistants Tricia Sullivan,
 Michelle Simmons, Misty Macias

HOCKEY OPERATIONS

Director of Hockey Operations Joe Will
 Head Coach Todd McLellan
 Assistant Coach Trent Yawney
 Assistant Coach Todd Richards
 Assistant Coach Jay Woodcroft
 Goaltending Development Coach Corey Schwab
 Development Coach Mike Ricci
 Director of Scouting Tim Burke
 Director of Pro Scouting John Ferguson Jr.
 Scouts Gilles Cote, Pat Funk,
 Jack Gardiner, Dirk Graham, Rob Grillo, Brian Gross,
 Shinn Larson, Bryan Marchment, Karel Masopust, Jason Rowe
 Director of Hockey Administration . . . Rosemary Tebaldi
 Manager of Hockey Technology Paul Fink
 Video Assistant Brett Heimlich
 Head Athletic Trainer Ray Tufts, ATC
 Assistant Athletic Trainer Wes Howard, ATC
 Strength & Conditioning Coordinator . . . Mike Potenza
 Massage Therapist Arnulfo Aguirre, C.M.T
 Equipment Manager Mike Aldrich
 Assistant Equipment Manager Rick Bronwell
 Equipment Assistant &
 Equipment Transportation Roy Sneesby
 Cleaning Specialist Norma Hernandez
 Team Physician Arthur J. Ting, M.D.
 Team Internists Greg Whitley M.D.; John Chiu, M.D.
 Team Dentists Don Goudy, D.D.S.;
 Robert Bonahome, D.D.S.
 Team Vision Specialist Vincent S. Zuccaro, O.D., F.A.A.O.
 Medical Staff Steve Franzino, M.D.;
 Robert Millard, M.D.; Mark Sontag, M.D.
 Chiropractic Consultant Mike McMurray, D. C.
 Manual Therapy Consultant Tobe Hanson

SVS&E/BUSINESS OPERATIONS

Senior Director of Communications Ken Arnold
 Director of Broadcasting Frank Albin
 Director of Marketing Doug Bentz
 Director of Ticket Sales John Castro
 Director of Media Relations Scott Emmert
 Director of Fan Development/
 The Sharks Foundation Rob Jaynes

Director of Event Presentation Steve Maroni
 Director of Suite Sales & Service Bruce Ross
 Director of Communications &
 Internet Services Roger Ross
 Director of Public Relations Jim Sparaco
 Senior Sales Manager, Corporate Partnerships
 Jennifer Birmingham, Bryan Deierling
 Senior Ticket Operations Manager Scott Fitzsimmons
 Senior Service Manager,
 Corporate Partnerships Heather Hunter
 Sales Managers,
 Corporate Partnerships Justin Piper, Tarrah Pollaro
 Account Sales Managers Ted Chuba,
 Patrick Frost, Adam King, Adam Requarth
 Account Service Managers Sharon Holman,
 Sarah Bauerle, Julie Kennedy
 Marketing Manager TBD
 Creative Services Manager Derik Green
 Media Relations Manager Tom Holy
 Suite Sales Manager Chris Hutchins
 Sharks Foundation Manager Laura Johnston
 Mascot Operations Manager Tim Patnode
 Suite Service Manager Kathy Payne-Tovar
 Operations Manager, National Match Play . . . Tyson Durm
 Service Managers, Corporate Partnerships . . Ryan Hilgers,
 Jennifer DeCarlo
 Internet Services Coordinators . . Alex Aragon, Alison High
 Public Relations Coordinator Meaghan Boyle
 Fan Development Coordinators Erin Buchanan,
 Jeff Cafuir
 Database Coordinator Christopher Der
 Ticket Operations Coordinators Maria Hernandez,
 Ryan Silva
 Media Relations &
 Team Services Coordinator Ryan Stenn
 Marketing Coordinator Nicole Omron
 Data & Research Coordinator,
 Corp. Partnerships Kristin Toth
 Event Presentation Coordinator Marissa Zankich
 Group Sales Representative Brian Espirtu
 Executive Assistant Mary Grace Miller
 Fan Development Assistant/
 HP Pavilion Tour Guide Andrea Walias

FINANCE

Director of Human Resources Cathy Chandler
 Director of Information Technology Uy Ut
 Controller Stephanie Reitz
 Payroll Administrator Sue Feachen
 Network Administrator Ryan Goulart
 IT Operations and SAP Administrator . . Jordan Queensbury
 System Support Specialist TBD
 Human Resources Coordinator Hilary Lansdon
 Human Resources Assistant Ronell Elwin
 Financial Analyst Bob Peterson
 General Ledger Accountants Tasia Simmons, Gina Tran,
 Cheri Way
 Accounts Payable Associate Ana Maria Lesevic
 Accounts Receivable Associate Lovetta Russell

BUILDING OPERATIONS

Director of Ticket Operations Daniel DeBoer
 Director of Booking & Events Steve Kirsner,
 James Hamnett
 Director of Guest Services David Cahill

Director of Building Services	Monte Chavez
Facilities Technical Director	Greg Carrolan
Chief Engineer	Mark Mullins
Building Services Managers	Bruce Tharaldson, Ray Romero
Technical Services Manager	Mike O'Brien
Security Manager	Geoff Pepe
Ticket Operations Manager	Judy Jones
Ushering & Emergency Medical Manager	Mike McCarroll
Parking & Carousal Manager	Patrick Doherty
Recruiting & Training Manager	Debra Moore
Technical Services Lead	Jimmy Diep
Building Services Supervisor	Lino Suastegui
Conversion Supervisor	Kevin Brunton
Building Services Coordinator	Jeanette Petriz, Peggy Roland
Mailroom Coordinator	Richard Perez
Guest Services Coordinators	Karen Casanave, Yvette Rangel
Executive Assistant	Rebecca Jackson
Administrative Assistant	Maureen Miller
Assistant Chief Engineer	Eric Gold
Engineers	Denver Abellana, Peter Garcia, Adam Midulla, Mark Vaccaro, Jay Vasquez, Dan Wan
Receptionist/Administrative Assistant	Keri Lucero
Receptionist	Theresa Gill

MISCELLANEOUS

Team Colors	Deep Pacific Teal, Burnt Orange and Black Home Ice/Capacity
HP Pavilion at San Jose (17,496)	
Dimensions of Rink	200-feet by 85-feet
Television Station	Comcast SportsNet Bay Area
Radio Network Flagship	98.5 K-FOX (KUFJ FM)
Television Play-By-Play Broadcaster	Randy Hahn
Television Color Analyst	Drew Remenda
Radio Play-By-Play Broadcaster	Dan Rusanowsky
Radio Color Analyst	Jamie Baker
Radio Reporter	David Maley
In Game TV Host	TBD
Production Associate	Elisabeth Farkas
Team Photographers	Don Smith, Rocky Widner
P.A. Announcer	Joe Ike
In Game Host	Danny Miller
Mascot	S.J. Sharkie
AHL Affiliate	Worcester Sharks
ECHL Affiliate	Phoenix Roadrunners
Asian Hockey League	China Sharks

HP PAVILION MANAGEMENT/SHARKS ICE AT SAN JOSE/SHARKS ICE AT FREMONT

General Manager	Jon Gustafson
Director of Skating	Candy Goodson
Director of Hockey	Robert Savoie
Operations Manager	Richard Rocha
Jr. Sharks Director of Coaches & AAA Coach	Tony Zasowski
Participation Development Manager	Marjorie Taylor
Merchandise Manager	Ron Glasow
Youth Hockey Manager	Zac Lytle
Adult Hockey Manager	Tyler Shaffar
Office Manager	Lynn Wolfe
Food and Beverage Manager	Tom Jemas
Hockey Coordinator	Tom Pederson
Group Sales Coordinator	Sharon Comstock
Human Resources Coordinator	Katie Ferrera

HP PAVILION MANAGEMENT/OAKLAND ICE OPERATED BY SHARKS ICE

General Manager	Melissa Fitzgerald
Skating Manager	David Hicks
Hockey Manager	Ian Fazzi
Office Manager	Peggy Young
Pro Shop Coordinator	Jason Rivera

SVS&E/WORCESTER SHARKS (AHL)

Governor	Greg Jamison
President & Chief Executive Officer	Michael T. Lehr
General Manager	Wayne Thomas
Vice President & Assistant General Manager	Michael A. Mudd

Head Coach	Roy Sommer
Assistant Coach	David Cunniff
Head Athletic Trainer	Matthew White
Head Equipment Manager	Vinny Ferraiuolo
Strength and Conditioning Assistant	Jaime Rodriguez
Chairwoman, Sharks Charities	Mary DeFeudis
Director of Marketing	Suzanne Schwartz
Director of Community Relations & Youth Hockey	Michael Myers
Director of Ticket Sales	Joe Fellini
Marketing Manager	Abigail Thelin
Public Relations & Broadcasting Manager	Eric Lindquist
Merchandise Manager	David Gwozdz
Senior Account Executive/Corporate Sales	Ryan Clark
Account Executives	Katie Kohutanycz, Marina Riva, Tim Wegner, Lindsay Marranca, Zack Hoover
Administrative and Event Coordinator	Matt Catacchio

SVS&E/SAP OPEN — MEN'S ATP PROFESSIONAL TENNIS TOURNAMENT

Tournament Director	Bill Rapp
Tournament Manager	Pete Windham
Tennis Sales Coordinator	Judy Del Rosario

SVS&E MERCHANDISE

General Manager	Mary Keen
Retail & Event Sales Manager	John Power
Business Development Manager	Jason Meulman
Corporate Sales Manager	Kurt Lohmiller
Events & Merchandise Manager	Chris DiGiorgio
eCommerce Manager	Spencer Jamison
Operations Manager	Toni Foster
Warehouse Manager	Maurice Samprath
Senior Production Manager	Marla Ayoung
Corporate Merchandise Marketing Managers	Matt Antosik, Jamie Joseph, Tim Della Maggiore
Event Manager	Mark Reisswig
Production Managers	Maricruz Quintana, Anabel Mendoza
Warehouse Assistant	Jon Hyson
Store Manager	Adriana Gasca
Merchandise Inventory Controller	Gareth Vicary

SVS&E PUBLISHING

Publication Manager	Tony Khing
---------------------	------------

SVS&E/CHINA SHARKS (ASIAN HOCKEY LEAGUE)

Chief Operating Officer	Denise Li
General Manager — Hockey	Chris Collins
Head Coach	Derek Eisler
Trainer/Equipment Manager	Curt Kamp
Video Coach	Randy Pereira
Sales Directors	Carol Ann Tonn, Jackie Chang
Sales Manager	Toni Zhang
Business Development	Hu Bo
Government Relations	May He
Office Manager	Karen Leung

SAN JOSE ARENA AUTHORITY

Executive Director	Chris Morrissey
Administrative Assistant	Linda Truelsens

ARAMARK SPORTS & ENTERTAINMENT

General Manager	John Heberden
Director of Premium Services	Dan Twiddle
Director of Concessions	Franklin Meltzer
Merchandise Manager	Patte Dahlin
Warehouse Manager	Henry Galvez
Concessions Manager	Jose Lopez
Human Resources Manager	Vivian Malloy
Premium Services Operations Manager	Tom Senter
IT Manager	J.R. Silva
Assistant Warehouse Manager	Armando Castro
Assistant Human Resources Manager	Raul Sepulveda
Controller	Sisamoune Tran
Executive Chef	Craig Coe
Chef de Cuisine	Martin Barragan
Catering Sales Coordinator	Madelyn Lacayo
Accountant	Eliza Borja, Michelle Nguyen

FRONT OFFICE



Todd McLellan was named the seventh head coach in San Jose Sharks history on June 12, 2008.

Greg Jamison

President and Chief Executive Officer



FRONT OFFICE

Greg Jamison serves as president and chief executive officer of Silicon Valley Sports & Entertainment (SVS&E), a position he has held since his promotion from executive vice president and chief operating officer in 1996. He also serves as manager and a board member of the San Jose Sports and Entertainment Enterprises ownership group after being personally approached by former Sharks Owner George Gund III to assemble a group of local investors to purchase the team in 2001. He's the franchise's governor to the National Hockey League and was elected by the NHL's Board of Governors to the League's 10-person Executive Committee in 2007.

In these roles, Jamison, 58, oversees all aspects of the day-to-day business operations and handles all major company decisions for SVS&E. This division of the company, created in the summer of 2000, oversees all business operation aspects of the San Jose Sharks, HP Pavilion at San Jose and select HP Pavilion events.

In addition, SVS&E manages all or parts of Sharks Ice at San Jose (the Sharks official training facility), Sharks Ice at Fremont, Oakland Ice Center managed by Sharks Ice, the SAP Open (San Jose) and Regions Morgan Keegan Championships (Memphis, Tenn.) ATP Tour Tennis tournaments, Cellular South Cup (Memphis) WTA Tour Tennis tournament, the American Hockey League's Worcester Sharks (the Sharks top development affiliate) as well as select HP Pavilion events such as American Metal & Iron Fight Night at the Tank (professional boxing), Strike Force Mixed Martial Arts and National Match Play, an amateur golf tournament held annually in California.

In August 2007, SVS&E became a minority partner in Major League Soccer's San Jose Earthquakes. SVS&E previously operated the Earthquakes from 2000-02, including their first MLS Championship season in 2001.

Current existing entities utilizing the experience and services of SVS&E business units include the NFL's San Francisco 49ers and Oakland Raiders, San Jose SaberCats of the Arena Football League, the National Lacrosse League's San Jose Stealth and the San Francisco Dragons of Major League Lacrosse.

Benefits of a business arrangement with SVS&E allow the San Jose Sharks and HP Pavilion Management to combine existing marketing programs, sales resources and contacts to create more efficient and meaningful business partnerships. SVS&E allows the organization to provide fully integrated advertising/corporate partnership packages that reach the multiple demographic segments represented in Silicon Valley.

During his tenure, Jamison has overseen the transformation of the Sharks into one of the NHL's most respected and successful franchises. In his 11 seasons as president, the team has advanced to the Stanley Cup Playoffs nine times, including the franchise's first berth in the Western Conference Finals in 2004.

Over the last four seasons, only one team (Detroit) has appeared in more playoff rounds than San Jose (nine) and only the last two Stanley Cup Champions (Detroit and Anaheim) have won more series than the Sharks (five). In addition, only Detroit has posted more regular season points since 2003-04 than San Jose (418).

Initially hired in 1993 for his proven leadership and ability to mesh the unique needs of all franchise supporters — including fans, businesses and corporate partners — with the talents of the club's front office personnel, Jamison's leadership role extends to working closely with Executive Vice President and General Manager Doug Wilson on a variety of organizational and hockey department issues, including major player and personnel decisions and issues relating to overall company objectives and philosophy.

In March 2001, Jamison presided over the renaming of San Jose Arena to HP Pavilion. This important agreement ensured that the team will remain in San Jose through 2015, provides the necessary resources to continually upgrade and maintain the facility and created the HP Pavilion Community Fund, which provides a minimum of \$500,000 annually to community endeavors throughout the Bay Area. In 2007, Jamison announced a \$17.5 million upgrade to the facility's scoreboard, fascia signage and sound system, allowing HP Pavilion to remain as the premier entertainment venue in Northern California.

Since Jamison's arrival, the Sharks have also implemented numerous creative programs to benefit the Bay Area community. First and foremost was the creation of the Sharks Foundation — established to meet the educational, social and cultural needs of the local community by offering unique resources and financial support to those in need. Last year, The Sharks Foundation donated more than \$270,000 to 14 beneficiaries and more than \$3.7 million since its inception in 1995. Other community-related programs, such as the innovative "Reading Is Cool" program, clearly place the Sharks at the forefront of community relations and strengthen the team's policy of being a "good neighbor" to Bay Area residents.

Jamison is an active participant in the endeavors of several local community organizations, including serving as past board president of the Board of Trustees of Ballet San Jose and past chairman

of the San Jose Convention & Visitors Bureau board. He's a member of several other boards — including Special Olympics, American Leadership Forum and is the chairman of the San Jose Sports Authority board.

Jamison arrived in San Jose after a notable stint as vice president of business operations with the Indiana Pacers of the National Basketball Association from 1987-93. Under Jamison's leadership, the Pacers were annually considered among the NBA's top clubs in sponsorships, ticket sales, team merchandise and broadcast production.

From 1980-87, Jamison served as director of marketing for the Dallas Mavericks, where he was pivotal in raising the club from expansion team status to one of the most respected front offices in the NBA. Jamison's career in athletics began in 1977 with a three-year stint as director of marketing for Athletes in Action, a Christian amateur sports organization.

A native of the Pacific Northwest, Jamison earned a bachelor's degree in education from Northwest Nazarene (Idaho) College and a master's degree in administration from Colorado State University.

Malcolm Bordelon

Executive Vice President of Business Operations

Malcolm Bordelon enters his 15th season with Silicon Valley Sports & Entertainment and the San Jose Sharks, his 13th as executive vice president of business operations, having been promoted to the post by President and CEO Greg Jamison on March 15, 1996. Bordelon previously served as vice president, broadcast and media marketing since joining the club in July 1994.

Bordelon, 50, oversees the following departments of the Sharks: Broadcasting; Marketing; Ticket Sales and Service; Event Presentation; Communications, which includes Fan Development, Internet Services, Media Relations and Public Relations; and Corporate Partnerships, which includes Suite Sales and Hospitality as well as SVS&E Merchandise and SVS&E Publishing. He also oversees business operations for the SAP Open tennis tournament (ATP circuit) and two recently added tennis properties in Memphis, Tenn. (Regions Morgan Keegan Championships [men's] and Cellular South Cup [women's]), as well as a new venture in amateur golf: National Match Play.

Furthermore, as a member of Senior Management, Bordelon is involved in review and pursuit of new business opportunities for SVS&E. In addition to overseeing the business operations of the Sharks, Bordelon has played a key role in developing and is also responsible for managing Silicon Valley Sports & Entertainment.

This division of the company, created in the summer of 2000, oversees all business operation aspects of the San Jose Sharks, HP Pavilion at San Jose and select HP Pavilion events. In addition, SVS&E manages all or parts of Sharks Ice at San Jose (the Sharks official training facility), Sharks Ice at Fremont, Oakland Ice Center managed by Sharks Ice, the SAP Open (San Jose) and Regions Morgan Keegan Championships (Memphis) ATP Tour Tennis tournaments, Cellular South Cup (Memphis) WTA Tour tennis tournament, the American Hockey League's Worcester Sharks (the Sharks top development affiliate) as well as select HP Pavilion events such as American Metal & Iron Fight Night at the Tank (professional boxing), Strike Force Mixed Martial Arts and National Match Play, an amateur golf tournament held annually in California.

In August 2007, SVS&E became a minority partner in Major League Soccer's San Jose Earthquakes. SVS&E previously operated the Earthquakes from 2000-02, including their first MLS Championship season in 2001.

Current existing entities utilizing the experience and services of SVS&E business units include the NFL's San Francisco 49ers and Oakland Raiders, San Jose SaberCats of the Arena Football League, the National Lacrosse League's San Jose Stealth and the San Francisco Dragons of Major League Lacrosse.

Benefits of a business arrangement with SVS&E allow the San Jose Sharks and HP Pavilion Management to combine existing marketing programs, sales resources and contacts to create more efficient and meaningful business partnerships. SVS&E allows the organization to provide fully integrated advertising/corporate partnership packages that reach the multiple demographic segments represented in Silicon Valley.

Most recently, Bordelon played an integral role in the planning and launch of the Sharks updated logo for the 2007-08 season. Bordelon also worked closely with Reebok/CCM and the National Hockey League to develop and coordinate the launch of the Sharks new uniform for 2007-08 and was a central figure in the concept and implementation of the Sharks third "black" jersey worn from 2001-07 and which will return in 2008.

In addition, he's the franchise contact for a number of NHL sponsorship, broadcasting and other business-related issues. In that capacity, he served as the team's primary contact and coordinator with the NHL for the 1997 All-Star Game as the Sharks and the City of San Jose played hosts to what has been called one of the most successful mid-season classics ever conducted. He also worked with



the NHL as the club's main liaison for the Sharks two-game series vs. the Calgary Flames in GAME ONE Japan, the NHL's kick-off weekend to the 1998-99 season in Tokyo.

The Sharks have also made significant gains in sponsor partnerships under Bordelon's direction, including the naming of HP Pavilion at San Jose and the club level of the facility as The Comerica Bank Club. Since he joined the organization, numerous Bay Area high-tech companies have made their first forays into sports sponsorship with the Sharks and other SVS&E properties.

Bordelon was named to the initial steering committee of the San Francisco Chapter of the National Sports Marketing Network, an industry trade organization for sports business professionals. Bordelon also currently serves on the board of the San Jose Downtown Foundation and also served as the San Jose Downtown Association president in 1998 and 1999 and remains an active board member. Bordelon is a member of Class XVIII in the American Leadership Forum-Silicon Valley, a nonprofit organization dedicated to building a better Silicon Valley community by joining and strengthening leaders to serve the public good.

Bordelon joined the Sharks after spending six years as director of sponsorship sales and promotions with the Indiana Pacers. Previously, he spent seven years within the advertising industry, including stints in media sales with Carlisle Outdoor Advertising and advertising agencies Ogilvy & Mather and Cunningham & Walsh, claiming numerous national and local awards and citations for outstanding creative and professional achievement.

A native of Houston, he graduated from Texas Tech University with a degree in advertising. Upon his graduation, he was named the American Advertising Federation Outstanding Advertising Student and the Texas Tech School of Mass Communications Most Outstanding Student. In addition, on Oct. 16, 1999, Bordelon was awarded the "Outstanding Alumni of the School of Mass Communications" during Texas Tech's homecoming festivities. He and his family live in the Almaden area of San Jose.

Charlie Faas

Executive Vice President and Chief Financial Officer

Charlie Faas enters his sixth year with Silicon Valley Sports & Entertainment as executive vice president and chief financial officer.

Faas oversees finance, accounting, information technology and human resources. As the chief financial officer, he's responsible for all financial matters with regards to Silicon Valley Sports & Entertainment, including the San Jose Sharks, HP Pavilion Management, Sharks Ice at San Jose (the Sharks official training facility), Sharks Ice at Fremont, Oakland Ice Center managed by Sharks Ice, the SAP Open (San Jose) and Regions Morgan Keegan Championships (Memphis, Tenn.) ATP Tour Tennis tournaments, Cellular South Cup (Memphis) WTA Tour Tennis tournament, the American Hockey League's Worcester Sharks (the Sharks top development affiliate) as well as select HP Pavilion events such as American Metal & Iron Fight Night at the Tank (professional boxing), Strike Force Mixed Martial Arts and National Match Play, an amateur golf tournament held annually in California.

In addition, Faas is the team leader for the China Sharks, SVS&E's member team in the Asian Hockey League, whose hockey and business operations are based in Shanghai. The Asian League consists of teams from Japan (four), Korea (two) and the China Sharks. The China Sharks, in partnership with the Chinese Ice Hockey Association, also operate the Chinese National Hockey Team. SVS&E is the first outside entity to run one of China's national teams.

Along with HP Pavilion Executive Vice President and General Manager Jim Goddard, Faas serves as a board member of Explosion Entertainment, LLC, which is a joint venture between SVS&E and West Coast Productions to operate Strikeforce Mixed Martial Arts (MMA). Recently, "Strikeforce on NBC," airing on Saturday nights, became the first MMA show to air on national network television.

Faas works closely with the board of directors of San Jose Sports & Entertainment Enterprises. His duties also include business acquisitions and compliance with National Hockey League and City of San Jose reporting requirements. He also serves as a board member of the Sharks Foundation.

Before joining the organization, Faas held various finance positions in California and New York, most recently as the chief financial officer at Pharsight Corporation. His additional experience includes stints as corporate controller for ZLand.com, methodology services controller and finance director with Cadence Design Systems and numerous financial management positions at IBM.

A native of upstate New York, Faas earned a bachelor's degree in business administration and accounting from Siena College and graduated from the executive education program from the Anderson School at UCLA.

He's a member of the board of directors for the San Jose After-School All Stars (ASAS) and the San Jose Sports Authority (SJSA). In June 2006, Faas was honored as the 2006 recipient of the "Mary Angela DiGiovanni Beacon of Light Award," presented on behalf of the National Board of Directors of the After-School All-Stars program for outstanding contributions by an individual. ASAS is a non-profit organization that provides year-round sports, cultural, academic and technology programs for at-risk



youth throughout the greater San Jose community. It is part of the National ASAS program founded by California Governor Arnold Schwarzenegger. SJSA is a non-profit organization that serves as the sports marketing agency for the City of San Jose.

Faas also serves as an adjunct professor at the University of San Francisco, teaching finance and accounting for their master's degree program in sports management.

Jim Goddard

Executive Vice President, General Manager (HP Pavilion at San Jose)

Jim Goddard enters his 18th season with Silicon Valley Sports & Entertainment and his 11th as executive vice president and general manager of HP Pavilion at San Jose.

Goddard, 59, oversees all facets of the building's operation, including ticket operations, event booking, guest services, parking, food services, engineering and facility technical operations. He's the point person for all discussions between building management and the City of San Jose. Goddard also implements and oversees all building improvements, from the design phase to final construction and sign-off.

In the summer of 2007, Goddard helped implement the ambitious, \$17.5 million capital upgrades project to HP Pavilion that included a new, multi-level LED scoreboard, LED full color fascia display, an state-of-the-art seating area sound system, roof-rigging weight capacity increase, a new HDTV control room and an additional concourse level suite.

Goddard also oversaw two separate expansion and renovation projects of Sharks Ice at San Jose, which included the addition of a multi-million dollar, 58,000-square foot training and practice facility for the Sharks in August 2000 and a fourth sheet of ice in 2005. Sharks Ice at San Jose is the largest ice facility under one roof west of the Mississippi River. In addition, in 2005, the facility added Stanley's, a 5,400 square-foot sports bar which overlooks three of the four ice surfaces and boasts 11 flat-screen plasma televisions and a state-of-the-art sound system.

From 1993-96, he served as vice president of building operations and from 1990-93, Goddard served as San Jose Arena project manager, helping oversee the design and construction of the facility. He represented the Sharks and HP Pavilion Management interests in working with the City of San Jose, architects, consultants and contractors.

Goddard came to San Jose from Minnesota, where he completed a 23-year term of service at the Met Center, finishing as vice president of Met Center Operations. While at the Met Center, Goddard was involved in all aspects of the management and operation of the facility, working with promoters, tenants, concessionaires and suppliers to ensure a consistent level of superior service was enjoyed by everyone involved with the building.

Goddard attended the University of Minnesota.



FRONT OFFICE

Don Gralnek

Executive Vice President and General Counsel

Don Gralnek begins his 11th season with Silicon Valley Sports & Entertainment and eighth as executive vice president and general counsel. Having previously served as vice president and general counsel since Aug. 28, 1997, Gralnek oversees all legal matters with regards to all of SVS&E's properties.

Gralnek previously was a senior partner in the Los Angeles office of Jones, Day, Reavis & Pogue and he served as outside legal counsel to the Sharks and the building since the team's inception in 1990. In addition, he also worked closely on behalf of San Jose Arena Management with the San Jose Redevelopment Agency and the City of San Jose on the original facility construction.

Gralnek has concentrated his practice of the law in the areas of real estate and environmental protection. His experience in real estate extends from land use regulation, acquisitions, development, financing, sales, learning and partnerships/joint ventures.

A graduate of the University of California at Berkeley's prestigious Boalt Hall School of Law, Gralnek also earned a master's degree in city planning from Berkeley in 1971 and an undergraduate degree in history with honors from Stanford University in 1967.

The Chicago native is a member of State Bar of California, as well as the Los Angeles and Santa Clara County Bar Associations and has taught courses for the University of California and San Jose State University. He's an active board member of the Tech Museum of Innovation, the Silicon Valley Land Conservancy, the San Jose Silicon Valley Chamber of Commerce and the San Jose Rotary.



Doug Wilson

Executive Vice President and General Manager



FRONT OFFICE

Through strong drafting, shrewd trades and timely free agent signings, Executive Vice President and General Manager Doug Wilson has crafted a talented San Jose Sharks team designed to compete for the Stanley Cup annually without sacrificing the future.

In his first four seasons in charge of the Sharks hockey department, Wilson, who also serves as the team's alternate governor to the National Hockey League, has guided the team to its most successful era since the franchise's inception, capturing two Pacific Division titles (2004 and 2008) and advancing to the Western Conference Finals in 2004.

Since being named to his position on May 13, 2003, only the Detroit Red Wings have appeared in more Stanley Cup Playoff rounds (10) than San Jose (nine) and only the last two Stanley Cup Champion teams (Detroit [seven] and Anaheim [six]) have won more playoff series than the Sharks (five).

During that same span for regular season play, the Sharks rank second in total points (418, 187-97-44 record), third in wins among all NHL teams and San Jose has nearly posted four consecutive 100-point seasons (2003-04 – 104; 2005-06 – 99; 2006-07 – 107; 2007-08 – 108).

Over the past two seasons, Wilson's carefully crafted squad has led the NHL in road wins (27 in 2007-08 and 26 in 2006-07) and has set franchise marks in wins (51 in 2006-07), points (108 in 2007-08).

Perhaps the cornerstone of Wilson's tenure centers on the acquisition of 2006 Hart and Art Ross Memorial Trophy winner Joe Thornton, who has scored more points in the past three seasons (335 points [80 goals and 255 assists] in 245 games) than any other NHL player.

A firm believer in identifying a core group of talented players and keeping them intact, Wilson has recently successfully re-signed many key players on the Sharks roster, ensuring continuity moving forward. During his tenure, Thornton, Evgeni Nabokov, Patrick Marleau, Milan Michalek and Jonathan Cheechoo, among others, have signed multi-year contract extensions and surrendered future unrestricted free agent status to remain in San Jose.

In his current role, Wilson has overall authority regarding all hockey-related operations. He oversees all player personnel decisions, negotiates player contracts, coordinates the efforts of the team's scouting department, leads the team in its draft day preparation and administers the club's player evaluation process at all professional, minor and junior levels.

In his previous role as the team's director of pro development (1997-03), the 16-year NHL veteran's responsibilities included evaluating talent at all professional and minor league levels and continuous assessment of the Sharks roster and reserve list. In addition, he provided valuable input assisting in the club's player development programs and consulting with the hockey department on all major personnel issues, special assignments and contract negotiations.

Working closely with the entire hockey department, Wilson played a major role in creating a positive atmosphere in the dressing room and on-the-ice attractiveness to obtaining and retaining veteran free agents such as Vincent Damphousse, Mike Ricci, Gary Suter, Scott Thornton and Mike Vernon.

The 50-year-old Wilson was an integral member of the NHL Players' Association for four years (1993-97). With the NHLPA, he served as coordinator of player relations and business development and was primarily responsible for overseeing player relations, the development of business ventures and managing international affairs. Wilson is also a past president of the Players' Association.

Wilson sat on the board of the Canadian Hockey Association and has extensive experience in talent evaluation. He served as management consultant for Canada's entries in the 1994, 1995, 1996 and 1997 World Junior Championship tournaments — resulting in four consecutive gold medal finishes and also served on the management team for Canada's entry in the 1998 Winter Olympic Games.

Wilson draws on a vast amount of hockey knowledge and expertise throughout his experiences on- and off-the-ice. His older brother, Murray, played seven NHL seasons, capturing four Stanley Cup Championships with the Montreal Canadiens (1973, 1976-78). As a member of the Ontario Hockey League's Ottawa 67s, Wilson played for Hall of Famer Brian Kilrea, junior hockey's all-time winningest coach. During his tenure with the Chicago Blackhawks, he was a teammate of NHL legend Bobby Orr and a roommate with Hall of Famer Stan Mikita.

In 2004, Wilson was named to the NHL Game Committee, a panel of players, coaches, executives and media responsible for examining all aspects of the game. The committee, which initially met during the offseason, included Hall of Fame Coach Scotty Bowman, Pittsburgh's Chairman of the Board Mario Lemieux and former national television analyst/goaltender and current St. Louis President of Hockey Operations John Davidson, among others.

A first round draft choice (sixth overall) by the Blackhawks in 1977 after a stellar junior career with the Ottawa 67s, Wilson played 14 seasons in Chicago and still ranks as the club's highest scoring defenseman in points (779 — fifth overall), goals (225 — 12th overall) and assists (554

— third overall). Wilson ranks fifth all-time in games played (938) for Chicago. In addition, he led all Blackhawks defensemen in scoring for 10 consecutive seasons (1980-81 through 1990-91) and captured the 1982 James Norris Memorial Trophy, symbolic of the League's top defenseman, when he tallied 39 goals and 85 points — still Blackhawks single-season records for goals and points for a defenseman.

He was selected to eight NHL All-Star Games (seven with Chicago and one with San Jose) and while with Chicago, Wilson was named as an NHL First Team All-Star in 1982 and twice was named as an NHL Second Team All-Star (1985 and 1990).

Acquired by San Jose from Chicago just before the Sharks inaugural season (1991-92), Wilson brought instant credibility and respect to the young franchise. He played two seasons for the Sharks, scoring 48 points (12 goals, 36 assists) in 86 games and, entering this season, ranks T-56th on the Sharks all-time scoring list, T-17th all-time among defensemen.

Included in Wilson's Sharks career highlights are serving as the franchise's first team captain (1991-93), being the team's first representative in an All-Star Game (1991-92), playing in his NHL-milestone 1,000th game on Nov. 21, 1992 (77th player in League history) and twice named Sharks nominee (1992 and 1993) for the King Clancy Award (for leadership and humanitarian contributions both on-and off-the-ice). At his 1,000th NHL game played ceremony, he announced the creation of the Doug Wilson Scholarship Foundation, to provide assistance to worthy college-bound Bay Area students, which continues today.

Wilson announced his retirement as a member of the Sharks during training camp in 1993-94 after playing in 1,024 career games. In addition, he played in 95 career playoff games and scored 80 points (19 goals and 61 assists). The Ottawa, Ontario native scored 827 points (237 goals and 590 assists) during his career that began in 1977-78 with Chicago.

In 2004, Wilson was named to the Positive Coaching Alliance's National Advisory Board. PCA, established at Stanford University in 1998, looks to create a positive character-building experience by using sports to teach life lessons while de-emphasizing the "win-at-all-cost" mentality.

Wilson was inducted into the Chicago Sports Hall of Fame in September 1999. He also serves on the NHL's board of directors for the alumni association.

In October 1998, the Ottawa 67s honored his stellar career by retiring his No. 7 sweater. Known as an offensive defenseman, he recorded 295 points in 194 OHL games with the 67s from 1975-77. In addition, during the same weekend of activities in his hometown, he was inducted into the Ottawa Sports Hall of Fame.

Doug and his wife Kathy have four children: Lacey, Doug, Charlie and Chelsea.

PLAYING CAREER OF DOUG WILSON

Season	Club	League	GP				Playoffs				PTS	PIM
			GP	G	A	PTS	PIM	GP	G	A	PTS	PIM
1974-75	Ottawa	OHA	55	29	58	87	75	7	2	3	5	6
1975-76	Ottawa	OHA	58	26	62	88	142	12	5	10	15	28
1976-77	Ottawa	OHA	43	25	54	79	85	15	4	20	24	34
1977-78	Chicago	NHL	77	14	20	34	72	4	0	0	0	0
1978-79	Chicago	NHL	56	5	21	26	37	—	—	—	—	—
1979-80	Chicago	NHL	73	12	49	61	70	7	2	8	10	6
1980-81	Chicago	NHL	76	12	39	51	80	3	0	3	3	2
1981-82	Chicago	NHL	76	39	46	85	54	15	3	10	13	32
1982-83	Chicago	NHL	74	18	51	69	58	13	4	11	15	12
1983-84	Chicago	NHL	66	13	45	58	64	5	0	3	3	0
1984-85	Chicago	NHL	78	22	54	76	44	12	3	10	13	12
	Canada	Canada Cup	7	2	1	3	4	—	—	—	—	—
1985-86	Chicago	NHL	79	17	47	64	80	3	1	1	2	2
1986-87	Chicago	NHL	69	16	32	48	36	4	0	0	0	0
	NHL All-Stars	RdV'87	2	1	1	2	0	—	—	—	—	—
1987-88	Chicago	NHL	27	8	24	32	28	—	—	—	—	—
1988-89	Chicago	NHL	66	15	47	62	69	4	1	2	3	0
1989-90	Chicago	NHL	70	23	50	73	40	20	3	12	15	18
1990-91	Chicago	NHL	51	11	29	40	32	5	2	1	3	2
1991-92	San Jose	NHL	44	9	19	28	26	—	—	—	—	—
1992-93	San Jose	NHL	42	3	17	20	40	—	—	—	—	—
Sharks Totals			86	12	36	48	66	19	—	—	—	—
NHL Totals			1024	237	590	827	830	95	19	61	80	86

Drafted by Chicago in 1977 (1st round, 6th overall). Traded by Chicago to San Jose in exchange for Kerry Toporowski and a second round selection (27th overall) in the 1992 NHL Entry Draft, Sept. 6, 1991. Retired, Sept. 10, 1993.

HONORS: OHA First All-Star Team (1977), NHL First All-Star Team (1982), James Norris Trophy (NHL's top defenseman, 1982), NHL Second All-Star Team (1985 and 1990), NHL All-Star Game (1982-86, 1990 and 1992).

Ken Caveney

Vice President of Finance

Ken Caveney begins his seventh year as vice president of finance for Silicon Valley Sports & Entertainment and has been associated with the organization for 18 years. He has been employed by the organization since 1994, previously serving as tax manager and director of finance.

Caveney, 41, directs the financial reporting environment for all of SVS&E's properties including compliance with National Hockey League and City of San Jose reporting requirements. In addition, Caveney is responsible for the tax, budgeting, forecasting and financial modeling processes for the company.

From 1991-93, Caveney provided consultation services to the Sharks while with Deloitte & Touche, LLP. He became recognized as a Certified Public Accountant in California in 1993.

Caveney has served as a volunteer consultant for more than 18 years through Junior Achievement's Applied Economics program, having worked in classrooms at various San Jose high schools including Pioneer, Santa Teresa, Gunderson and Valley Christian.

Born in San Francisco, Caveney was raised in Salinas. He earned an associate's degree from Hartnell College, a bachelor's in business from Cal Poly at San Luis Obispo and a master's degree in taxation from San Jose State University. Caveney currently serves on Cal Poly's Accounting and Law Advisory Council.



Eric Mastalir

Vice President of Corporate Partnerships

Eric Mastalir enters his first season as vice president of corporate partnerships with Silicon Valley Sports & Entertainment. In his new role, Mastalir will oversee all sponsorship sales and service efforts for SVS&E, including the San Jose Sharks, HP Pavilion Management, Sharks Ice at San Jose (the Sharks official training facility), Sharks Ice at Fremont, Oakland Ice Center managed by Sharks Ice, the SAP Open (San Jose) as well as select HP Pavilion events such as American Metal & Iron Fight Night at the Tank (professional boxing) and Strike Force Mixed Martial Arts.

In addition, he will oversee the HP Pavilion Suite sales and hospitality staff.

Mastalir spent the past three years with Maloof Sports & Entertainment, where he successfully led efforts to grow the organization's corporate sponsor base of the Sacramento Kings, Sacramento Monarchs and ARCO Arena. With a background boasting experience in both the corporate and agency world, Mastalir has worked in corporate sales and business development for companies such as adidas, Bausch & Lomb and LVMH. On the agency side at Omnicom, he was involved in corporate sponsorships and marketing for companies wishing to leverage global sports and entertainment events. Mastalir has also worked with clients on high-profile properties such as the Olympics, Super Bowl, Grammy Awards and the Sundance Film Festival.

Mastalir, 40, holds a bachelor's degree in philosophy from Stanford University, where he earned NCAA All-American honors in track and cross country. He and his wife Shannon have a daughter, Cameron.



Kent Russell

Vice President of Sales and Marketing

Kent Russell enters his 13th season with Silicon Valley Sports & Entertainment, his eighth as vice president of sales and marketing. He joined the organization in September 1996 as director of ticket sales and promotions.

Russell oversees ticket sales and operations, marketing and advertising, as well as event presentation for the San Jose Sharks, SAP Open (ATP circuit) and two recently added tennis properties in Memphis, Tenn. (Regions Morgan Keegan Championships [men's] and Cellular South Cup [women's]), as well as a new venture in amateur golf: National Match Play. His department also co-promotes building events.

As the chief marketing officer for SVS&E, he oversees a variety of HP Pavilion events and is also responsible for marketing HP Pavilion to the entertainment, sporting and event industries as the top facility in Northern California at which to entertain, play and compete.



Before joining the organization, Russell spent three years with the NFL's Los Angeles Rams as director of sales and marketing where his responsibilities included ticket sales, marketing, advertising and corporate sponsorships. His additional experience includes stints as vice president of sales and promotions for the Arena Football League's Anaheim Piranhas and general manager of several franchises in the Major Indoor Soccer League.

A native of Cleveland, Russell earned a bachelor's degree in communications from Ohio University and a master's degree in sports administration from The Ohio State University.

Rich Sotelo

Vice President of Building Operations

Rich Sotelo enters his 16th year with Silicon Valley Sports & Entertainment and his ninth as vice president of building operations. From 1995-99, he served as director of operations for San Jose Arena Management.

Sotelo, 51, oversees various aspects of HP Pavilion at San Jose's Building Operations Department, including audio/visual, engineering, security, conversion, cleaning, facility enhancements and construction projects. In addition, Sotelo is responsible for coordinating the facility's Emergency Response Contingency Planning and, utilizing his past knowledge and involvement with labor union negotiations, he's HP Pavilion at San Jose's liaison and main negotiator in handling all collective bargaining agreements with the various unions.

With a 26-year background in engineering and facility operations, Sotelo, who began his career at San Jose Arena after initially being hired in 1993 by Johnson Controls, also possesses an intricate understanding of the building's inner workings. He has extensively handled equipment and facility shakedown, developed a vast knowledge of arena equipment and facilities, implemented the process to inspect and catalog all equipment locations and continues to monitor all maintenance needs.

His experience was invaluable in managing HP Pavilion at San Jose improvement projects such as the installation of an additional ice making chiller, installation of dehumidification equipment and the challenging placement of the HP signs that adorn both entrances and the roof.

In the summer of 2007, Sotelo oversaw the ambitious, \$17.5 million capital upgrades project to HP Pavilion that included a new, multi-level Daktronics LED scoreboards, LED full color fascia display, an state-of-the-art seating-area sound system, acoustic panels, roof-rigging weight capacity increase, a new HDTV control room and an additional concourse level suite.

In addition to onsite building projects, he worked on and oversaw two separate expansion and renovation projects of Sharks Ice at San Jose, which included the addition of a multi-million dollar, 58,000-square foot training and practice facility for the Sharks in August 2000 and a fourth sheet of ice in 2005. Sharks Ice at San Jose is now the largest ice facility under one roof west of the Mississippi River. In addition, the facility added Stanley's, a 5,400 square-foot sports bar which overlooks three of the four ice surfaces and boasts 11 flat-screen plasma televisions and a state-of-the-art sound system.

A native Californian, Sotelo was raised in San Leandro and attended Chabot College in Hayward. Sotelo is on the board of directors for the San Jose Sports Hall of Fame.



Wayne Thomas

Vice President and Assistant General Manager

Wayne Thomas recently completed his 12th season as assistant general manager and his seventh as vice president, providing Sharks Executive Vice President and General Manager Doug Wilson with an experienced, versatile and valuable assistant.

Thomas, 60, is well versed in all aspects of the National Hockey League, garnering experience from 36 years of being a player, head coach, assistant coach, advance scout and executive. Before his promotion in March 1996, he was in his third season as Sharks assistant coach and assistant to the general manager.

An Ottawa, Ontario native, Thomas is intimately involved with all aspects of the Sharks on- and off-ice operations, including evaluating players on the Sharks reserve list with special emphasis on goaltenders, scouting other NHL teams and taking an active role in contract negotiations and player personnel matters.

For the past five seasons, Thomas has taken on a more advanced, day-to-day role in working with the Sharks goaltenders on- and off-the-ice.

Thomas serves an important role as a liaison between the coaches, training staff and the hockey department, facilitates the interaction of hockey department personnel within the organization,



coordinates the construction of the NHL pre- and regular season schedules, assists the efforts of the Sharks scouting staff and coordinates a variety of front office administrative matters.

In addition, Thomas supervises the relationship between the organization and its player development teams. In that role, he serves as the general manager of the American Hockey League's Worcester Sharks (the organization's top development affiliate) and works closely with other development organizations, including the ECHL's Phoenix Roadrunners.

Under Thomas' direct supervision and following the franchise's goal of developing players from within, the Sharks AHL affiliate system has produced a number of key players on the Sharks current roster which were acquired through the NHL Entry Draft, including Evgeni Nabokov, Jonathan Cheechoo, Milan Michalek, Joe Pavelski, Ryane Clowe, Marcel Goc, Christian Ehrhoff, Devin Setoguchi, Douglas Murray and Tomas Plhal.

In his role as Sharks assistant coach from 1993-96, Thomas assisted with game strategy, advance scouting of opponents and performed individual work with the Sharks goaltenders. In addition, he collaborated with the general manager on a year-round basis regarding administrative matters.

Thomas joined the Sharks coaching and management staff for the 1993-94 season after spending three seasons (1990-93) as an assistant coach with the St. Louis Blues. Thomas also served in that capacity with the Chicago Blackhawks in 1987-88 and was head coach at Peoria (International Hockey League) from 1988-90 and at Salt Lake City from 1985-87. His 1985-86 squad captured the IHL's Turner Cup Championship.

A former NHL goaltender, his playing career consisted of 243 games over nine seasons, including stints with Montreal, Toronto and the New York Rangers. Thomas was a member of the Canadiens 1972-73 Stanley Cup Championship squad. Additional career highlights included being selected to and getting the win at the 1976 NHL All-Star Game as a member of the Maple Leafs, posting 10 career shutouts — including one in his first NHL start — and a lifetime goals-against average of 3.34. After his retirement in 1981, Thomas spent four seasons as an assistant coach with the Rangers.

Thomas has a bachelor's degree in physical education from the University of Wisconsin, where he played three years of hockey from 1967-70.

Joe Will

Director of Hockey Operations

Joe Will, 44, begins his fourth season as director of hockey operations. Will has been a member of the Sharks organization since its inception in July 1990, serving as scouting coordinator and assistant to the general manager before his promotion.

Will works closely with Executive Vice President and General Manager Doug Wilson on all daily departmental functions and his primary responsibilities include contract research and negotiations, scouting operations, fiscal planning and salary cap analysis and hockey administration. He is the lead coordinator and planner for the Sharks training camp each season.

The Bloomington, Minn. native also works with Director of Scouting Tim Burke in the development and implementation of draft prospect testing, draft table operations and computer scouting analysis. He's an integral part of draft-day strategy that has acquired players such as Jonathan Cheechoo. Without his coordinating efforts, the team would not have drafted 2001 Calder Memorial Trophy winner Evgeni Nabokov in 1994. In addition, he developed the Sharks computer scouting program that pioneered the advent of scouting programs used throughout the National Hockey League.

Will also works with the organization's professional scouts and management team in player research for expansion, waivers, free agency and trades. His expert analysis of economic trends in the NHL has led to the acquisition and retention of key veteran players over the years.

Before joining San Jose, Will spent six years in the Minnesota North Stars organization in various capacities.



Todd McLellan

Head Coach

On June 12, 2008, Executive Vice President and General Manager Doug Wilson announced Todd McLellan as the seventh head coach in San Jose Sharks history.

Widely recognized as one of the top up-and-coming talents on the National Hockey League coaching scene, McLellan spent the past three seasons as an assistant coach under Mike Babcock with the Detroit Red Wings, culminating with capturing the 2008 Stanley Cup this past June.

Over the course of those three seasons, the Red Wings served as one of



the NHL's most dominant teams. Detroit won the President's Trophy as the NHL's top regular season team twice (2007-08 and 2005-06) and finished second in 2006-07, tying the Buffalo Sabres for first in points (113) but having three fewer wins. The team advanced to the Western Conference Finals in 2006-07 before falling in six games to the eventual Stanley Cup Champion Anaheim Ducks.

Also during that span, no NHL team won more games (162) or earned more standings points (352) than Detroit. During that same span, the Sharks are third in points (314) and tied for third in wins (144).

One of McLellan's key responsibilities was working with the Red Wings power play, which finished third in the NHL in 2007-08 (20.7 percent) and first in 2005-06 (22.1).

Before being hired in Detroit, McLellan, 40, spent four seasons as head coach of the Houston Aeros in the American Hockey League, including capturing the 2003 AHL Calder Cup Championship. Under his guidance, McLellan led the Aeros to a 154-111-37-18 mark (.567 winning percentage). He was named Minor Coach of the Year in 2003 by *The Hockey News* and also was selected to coach two AHL All-Star Games during his tenure in Houston.

In 2000-01, he served as the head coach of the Cleveland Lumberjacks of the International Hockey League, posting a 43-32-7 record.

From 1994-95 through 1999-00, McLellan coached the Swift Current Broncos of the Western Hockey League, where he also served as general manager in his final four WHL seasons. He was named WHL Coach of the Year in 2000 and WHL Executive of the Year in 1997. The team captured division titles in 1996 and 2000.

In his 14 years of serving as a head and assistant coach, McLellan's teams have never missed the postseason.

McLellan, a native of Melville, Saskatchewan, played his junior hockey with Saskatoon (WHL) and was drafted by the New York Islanders in the fifth round (106th overall) in the 1986 NHL Entry Draft. He played parts of two seasons with Springfield in the AHL and played in five games with the Islanders in 1987-88, posting two points (a goal and an assist) before a shoulder injury ended his career.

McLellan and his wife Debbie have two sons: Tyson and Cale.

PLAYING CAREER OF TODD MCLELLAN

Season	Club	League	GP	G	A	PTS	PIM	PLAYOFFS				
								GP	G	A	PTS	PIM
1983-84	Saskatoon	WHL	50	8	14	22	15	--	--	--	--	--
1984-85	Saskatoon	WHL	41	15	35	50	33	3	1	0	1	0
1985-86	Saskatoon	WHL	27	9	10	19	13	13	9	3	12	8
1986-87	Saskatoon	WHL	60	34	39	73	66	6	1	1	2	2
1987-88	NY Islanders	NHL	5	1	1	2	0	--	--	--	--	--
1988-89	Springfield	AHL	70	18	26	44	32	--	--	--	--	--
	Springfield	AHL	37	7	19	26	17	--	--	--	--	--
NHL TOTALS			5	1	1	2	0	--	--	--	--	--

COACHING CAREER OF TODD MCLELLAN

Season	Club	League	W	L	T	OTL	WPCT	PTPCT	PLAYOFFS		
									W	L	WPCT
1994-95	Swift Current	WHL	31	34	7	--	.430	.479	2	4	.333
1995-96	Swift Current	WHL	36	31	5	--	.500	.534	2	4	.333
1996-97	Swift Current	WHL	44	23	5	--	.611	.645	6	4	.600
1997-98	Swift Current	WHL	44	19	9	--	.611	.673	7	5	.583
1998-99	Swift Current	WHL	34	32	6	--	.472	.513	2	4	.333
1999-00	Swift Current	WHL	47	18	4	3	.652	.701	6	6	.500
2000-01	Cleveland	IHL	43	32	0	7	.524	.567	0	4	.000
2001-02	Houston	AHL	39	26	10	5	.487	.581	8	6	.571
2002-03	Houston*	AHL	47	23	7	3	.587	.650	15	8	.652
2003-04	Houston	AHL	28	34	14	4	.350	.462	0	2	.000
2004-05	Houston	AHL	40	28	6	6	.500	.575	1	4	.200
AHL TOTALS			154	111	37	18	.481	.567	24	20	.545

* — won AHL Championship

ASSISTANT COACHING RECORD OF TODD MCLELLAN (under Mike Babcock)

Season	Club	League	W	L	T	OTL	WPCT	PTPCT	PLAYOFFS		
									W	L	WPCT
2005-06	Detroit	NHL	58	16	0	8	.707	.756	2	4	.333
2006-07	Detroit	NHL	50	19	0	13	.609	.689	10	8	.555
2007-08	Detroit*	NHL	54	21	0	7	.658	.701	16	6	.727

* — won Stanley Cup

Trent Yawney

Assistant Coach

Veteran NHL coach Trent Yawney enters his first season with San Jose as an assistant coach on Head Coach Todd McLellan's staff. His primary responsibilities will be working with the team's defensemen and penalty killing units.

Most recently, Yawney, 42, spent the 2007-08 season as a scout for the Anaheim Ducks. He also served as head coach of Team Canada at the 2007 World Under-18 Championships.

A native of Hudson Bay, Saskatchewan, Yawney spent 14 seasons with the Blackhawks organization, most recently having served as the 35th head coach in their history from 2005-07. He posted a 33-55-15 record in just over one season as Chicago's bench boss.

Before becoming Chicago's head coach, he served as the head coach for their American Hockey League affiliate, the Norfolk Admirals, for five seasons. Yawney was named the head coach of the Admirals on June 23, 2000, their inaugural season in the AHL. Under his guidance, Norfolk posted a 189-144-42-25 regular season record over five seasons while winning back-to-back South Division titles in 2001-02 and 2002-03. The Admirals made five consecutive playoff appearances and advanced to the conference semifinals twice while seeing more than 50 players advance to the Blackhawks during that span. Yawney was honored by *The Hockey News* as their 2003-04 "Minor Pro Coach of the Year."

Yawney began coaching during the 1998-99 season. He appeared in 20 games with the Blackhawks before suffering a season-ending broken arm in January 1999. Because of the injury, Yawney began assisting the Blackhawks coaching staff on an informal basis. When Lorne Molleken (a Sharks assistant coach in 2001-02) was named Chicago's head coach in February 1999, Yawney became an assistant coach on Feb. 22, 1999.

Yawney played in 593 NHL games over 12 seasons with Chicago, Calgary and St. Louis. The defenseman collected 129 points (27 goals and 102 assists) along with 783 PIM. He also appeared in 60 postseason contests, helping lead the Blackhawks into the 1989 and 1990 Western Conference Finals. Yawney was named captain for Team Canada in the 1988 Winter Olympics. He was originally drafted by the Blackhawks in the third round (45th overall) of the 1984 NHL Entry Draft.

Yawney was teammates in Chicago with Executive Vice President and General Manager Doug Wilson from 1987-91 and current Sharks forward Jeremy Roenick from 1988-91. He was also teammates with McLellan from 1983-85 with the Western Hockey League's Saskatoon Blades.

Yawney and his wife Char have two children: Ashley and Conor.



Todd Richards

Assistant Coach

Todd Richards begins his first season as a National Hockey League assistant coach and his first season working with Sharks Head Coach Todd McLellan. In his new role, Richards will be in charge of the power play and work with McLellan on forward lines and matchups.

Richards spent the last two seasons as head coach of the Wilkes-Barre/Scranton Penguins in the American Hockey League where he led the team to a berth in the Calder Cup Finals last season after winning the AHL's East Division regular season title.

Richards ended his stint with the Baby Pens ranked first in franchise history with 98 wins (51 in 2006-07 and 47 in 2007-08) and in winning percentage (.653, 209 of 320 points). He also was named head coach of the PlanetUSA Team at the 2007 Rbk Hockey/AHL All-Star Classic in Toronto, leading his team to a 7-6 victory over the Canadian squad.

Before Wilkes-Barre/Scranton, Richards served as an assistant coach (2002-06) with the Milwaukee Admirals. During his time in Milwaukee, the Admirals won two West Division titles (2003-04 and 2005-06) and made two trips to the Calder Cup Finals, winning the AHL title in 2003-04.

A former defenseman, Richards captured several other championships throughout his career, including a pair of Western Collegiate Hockey Association (WCHA) Championships with the University of Minnesota (1988 and 1989), the 1991 Calder Cup with Springfield, the 2001 Turner Cup (International Hockey League) in Orlando, and he even brought home a Swiss-B League title with Servette Geneve in 2002.

Richards was drafted by the Montreal Canadiens in the second round (33rd overall) of the 1985 NHL Entry Draft and made his NHL debut with the Hartford Whalers in 1990-91, playing eight games over the next two seasons and posting four assists. He also appeared in 11 Stanley Cup Playoff games with



Hartford, adding three assists.

During his four seasons at the University of Minnesota, he was named a member of the WCHA Second All-Star Team for three consecutive seasons (1986-87, 1987-88 and 1988-89) and was team captain during his senior season.

Following his stints in the Montreal and Hartford organizations, the native of Crystal, Minn. joined the IHL's Las Vegas Thunder and was named the league's top defender in 1994-95. He spent the next six seasons with the Orlando Solar Bears, captaining the squad for four seasons and winning the IHL Championship in 2000-01, the league's final year of existence.

Richards concluded his playing career with Servette Geneve of Switzerland in 2001-02, where he was also named the league's top defenseman.

Richards and his wife Maryann have two sons: Zachary and Justin.

Jay Woodcroft

Assistant Coach

A former member of the Detroit Red Wings coaching staff with Todd McLellan, Jay Woodcroft begins his first season with McLellan in San Jose as an assistant coach.

Woodcroft will play a pivotal role in the team's video breakdown and will work closely with McLellan and his staff during games on specific in-game situations and overall game strategy.

Woodcroft, 32, spent the past three seasons as the Red Wings video coach and was a member of their 2008 Stanley Cup Champions. His responsibilities included collaborating with McLellan and the other Detroit coaches, watching games in the press box while on live headset with the bench and offering analysis. He controlled and managed the team's video capture and editing system and was responsible for presenting video breakdowns to staff and players during intermissions, as well as preparing scouting reports for game preparation and breakdowns of situations/individual player performances for postgame review.

Woodcroft joined the Red Wings following a six-year minor league career. He spent 2004-05 in Germany playing for the Stuttgart Wizards. Woodcroft's North American professional experience included time with the Corpus Christi Rayz (Central Hockey League), Flint Generals (United Hockey League), Anchorage Aces (West Coast Hockey League), Missouri River Otters (UHL) and Jackson Bandits (ECHL).

Before playing pro hockey, the Toronto native spent four seasons on a full scholarship with the University of Alabama-Huntsville, where he was an Academic All-American and graduated summa cum laude with a degree in finance.

Woodcroft's brother, Todd, is an amateur scout for the Washington Capitals while his other brother, Craig, played professional hockey in Europe for several years and collegiately at Colgate University and played for Team Canada.

Woodcroft and his wife Jaclynn have been married for a year and reside in Santa Clara.



Corey Schwab

Goaltending Development Coach

Former National Hockey League goaltender and Stanley Cup winner Corey Schwab enters his first season as the goaltending development coach with the San Jose Sharks. Schwab, 37, will assume the goaltending coaching duties for Sharks prospects in Worcester (American Hockey League), Phoenix (ECHL) and amateur leagues. He will work closely with Wayne Thomas, whose responsibilities as the vice president and assistant general manager of the San Jose Sharks and general manager of the Worcester Sharks include coaching the goaltenders at the NHL level.

Schwab spent the last three seasons as associate goaltending coach and scout for the Tampa Bay Lightning, where he reported to Tampa Assistant Coach and former goaltender Jeff Reese and worked with the organization's goaltenders in Norfolk (AHL) and Mississippi (ECHL), as well as the organization's goaltending prospects.

The North Battleford, Saskatchewan native also served as one of the team's goaltending scouts and collected detailed information on all other team's goaltenders and goaltending prospects while assisting with scouting draft-eligible goaltenders.

A veteran of 147 regular season games with New Jersey, Tampa Bay, Vancouver and Toronto over his eight-year NHL career, Schwab posted a 42-63-13 record with a 2.89 goals-against average and a .896 save percentage, along with six shutouts. Schwab was a member of the 2003 Stanley Cup Champion New Jersey Devils, as well as the 1995 Calder Cup Champion Albany River Rats.

Schwab and his wife Debbie have two sons: Austin and Brady.



Mike Ricci

Development Coach

One of the most beloved players to ever don a Sharks sweater, Mike Ricci returns for his second season in the Sharks Hockey Operations Department.

Following a season as a consultant to the hockey operations department and performing various other roles within the organization — including marketing, promotions and community relations, Ricci will assist Head Coach Todd McLellan's staff as a development coach.

In his new role, Ricci will provide on-ice instruction and assistance when the team is at home and he will also work closely with Scout/Player Development Bryan Marchment, visiting Sharks prospects in Worcester and various junior teams.

Ricci finished his stellar 16-year NHL career in 2007 after notching 605 points (243 goals and 362 assists) and 979 PIM in 1,099 NHL games with Philadelphia, Quebec/Colorado, San Jose and Phoenix. He also added 66 points (23 goals and 43 assists) in 110 Stanley Cup Playoff games. Ricci won a Stanley Cup with Colorado in 1996.

His 263 points (101 goals and 162 assists) with San Jose ranks seventh on the Sharks all-time list and his 529 games in Teal place him fifth all-time. In 59 Stanley Cup Playoff games with San Jose, Ricci is tied for third with 33 points (14 goals and 19 assists) and 59 games.

Ricci was originally selected by the Philadelphia Flyers in the first round (fourth overall) of the 1990 NHL Entry Draft. In June 1992, he was part of the blockbuster trade between Philadelphia and the Quebec Nordiques that saw the Flyers trade Ricci, Ron Hextall, Peter Forsberg, Steve Duchesne, Kerry Huffman, Chris Simon, first round selections in the 1993 and 1994 NHL Entry Drafts and \$15 million to the Nordiques in exchange for Eric Lindros.

Ricci was acquired by the Sharks on Nov. 21, 1997, along with a second round selection in the 1998 NHL Entry Draft, in exchange for Shean Donovan and a first round selection in the 1998 NHL Entry Draft.



Tim Burke

Director of Scouting

Director of Scouting Tim Burke enters his 12th season as the head of the Sharks Scouting Department.

Burke coordinates and oversees the Sharks efforts in the National Hockey League's annual Entry Draft while working closely with Executive Vice President and General Manager Doug Wilson and his staff. In addition to being the principal decision-maker at the draft table, Burke is also responsible for evaluating amateur talent at every level in all North American and European leagues and supervises all aspects of the club's amateur scouting efforts.

Burke's hard work and keen decision making, coupled with the talents of his competent staff at evaluating players, has produced admired results. Burke's selection process has helped the Sharks create a solid foundation of talented players from which to build the franchise around — including Evgeni Nabokov (1994), Patrick Marleau (1997), Jonathan Cheechoo (1998), Douglas Murray (1999), Marcel Goc (2001), Christian Ehrhoff (2001), Ryane Clowe (2001), Milan Michalek (2003), Joe Pavelski (2003), Torrey Mitchell (2004) Devin Setoguchi (2005) and Marc-Edouard Vlasic (2005), all of whom played prominent roles in the Sharks recent seasons in which they made appearances in the late rounds of the Stanley Cup Playoffs. Only the Detroit Red Wings have appeared in more Stanley Cup Playoff rounds (10) than San Jose (nine) and only the last two Stanley Cup Champion teams (Detroit [seven] and Anaheim [six]) have won more playoff series than the Sharks (five).

During that same span for regular season play, the Sharks rank second in total points (418, 187-97-44 record) and third in wins among all NHL teams. In addition, San Jose has nearly posted four consecutive 100-point seasons (2003-04 – 104; 2005-06 – 99; 2006-07 – 107; 2007-08 – 108).

A member of the Sharks scouting department since 1992-93, Burke was promoted to his current position on June 4, 1996. Before his promotion, Burke served as director of professional scouting from 1992-96 and evaluated talent throughout all North American professional leagues and assisted with amateur scouting.

From 1987-92, he spent five seasons in the New Jersey Devils organization, serving in several capacities, including as a Devils assistant coach, head coach for the American Hockey League's Utica Devils and as a pro scout. Burke was also an assistant coach at Princeton University in 1985.

Burke played five professional seasons after being drafted by the Montreal Canadiens in the sixth round of the 1975 NHL Entry Draft (three years in Montreal's system, one in Finland and one in New Jersey's system) after graduating from the University of New Hampshire in 1977. A four-year letterman in both hockey and baseball, Burke was named to the NCAA's All-America hockey team after his senior year.



Gilles Cote

Returned to the scouting Sharks staff in 2002-03 and concentrates scouting efforts in junior leagues in Quebec...previously served as a scout for the Sharks from 1997-99...served as director of player personnel for Acadie-Bathurst (Quebec Major Junior Hockey League) from 2001-02...was general manager and a member of the ownership group for Chicoutimi (QMJHL) from 1999-00...spent 1996-97 season as general manager for Drummondville (QMJHL)...scouted the Quebec area for the Washington Capitals for 11 seasons (1985-96)...vice president of the Quebec Ice Hockey Federation from 1982-85...served on coaching staff of Midget AAA champions of Montreal-Laval and the Laurentian regions...general manager of the Midget AA elite in the Laval region from 1982-84...a former president of the Laval Est Sports Association for 17 years...was a founding director of the Montreal Minor Hockey League...organized and coordinated the first World Championship for under 17-year olds...brought home the Bantam championship for the city of Montreal in 1967...brought home the Bantam championship for the city of Montreal in 1967.



Pat Funk

Responsible for scouting all of Western Canada, U.S. juniors, U.S. colleges and high schools...scouting experience with Sharks since inception in 1991-92...also scouted for N.Y. Rangers and Minnesota North Stars from 1982-91...served as a coach at the high school and college level in Minnesota for 21 years, where he also taught physical education and health in the St. Paul Public School system...received his bachelor's degree from University of St. Thomas, in addition to performing graduate work at University of St. Thomas and Minnesota State University-Mankato...resides in Minnesota with wife Candace...their two sons, Matt and John, and daughter, Liz, are all coaching at the high school level.



Jack Gardiner

Joined Sharks in 2004 and is entering his 29th year as a professional National Hockey League scout...focuses his efforts in the eastern U.S....worked as a scout for the St. Louis Blues from 2000-03...spent 19 years with the Toronto Maple Leafs...responsibilities included ranking and rating amateur prospects and covering all summer camps, high school and college tournaments...worked at the Central Scouting Bureau, where he ranked and rated all amateur players for draft and reported directly to NHL Senior Vice President of Hockey Operations Jim Gregory...was a professional football scout...received advanced graduate degree from Boston State College and a master of science degree from Boston's Suffolk University.



Rob Grillo

Joined the Sharks scouting staff in 1992...primarily scouts amateur players at the U.S. college and junior levels in Midwestern United States, as well as junior leagues throughout Ontario...before joining the Sharks, spent 1990-92 as head coach and general manager of the Waterloo Blackhawks of the United States Hockey League...also did some part time scouting for the Minnesota North Stars...was an assistant coach at the high school level in Minnesota and served as a member of the Hobey Baker Award selection committee from 1999-01...played his college hockey at Augsburg College in Minneapolis, where he was a member of their 1981 National Championship team and their 1984 NCAA Final Four team...after a brief stint in minor professional hockey, turned his focus and attention to coaching and scouting...originally from Minnesota, now resides in the Detroit area...married and has two children: Brandon and Briana.



Brian Gross

Enters his 12th season with San Jose...concentrates scouting efforts in Western Canada and Northeastern U.S....spent two seasons as director of scouting with the Regina Pats of the Western Hockey League and was responsible for talent evaluation throughout the WHL for purposes of trades and Western Canada for the Bantam Draft...has nearly 20 years scouting experience in the WHL...assisted with drafts and trades while scouting with the Kelowna Rockets and Spokane Chiefs...spent time as a player in intermediate and senior hockey and coached a number of teams in local area and was also vice president and director of several local minor hockey boards.



Bryan Marchment

One of the most feared hitters and intimidating players in National Hockey League history returns for his second year as a scout...based in the Toronto area, he will work with the organization's players and prospects...will also work with players in San Jose and at Worcester, the team's American Hockey League affiliate...will also scout prospective players at the collegiate and Canadian major junior levels...played in 926 games over 17 NHL seasons with Winnipeg, Chicago, Hartford, Edmonton, Tampa Bay, San Jose, Colorado, Toronto and Calgary...scored 182 points (40 goals and 142 assists) and recorded 2,307 PIM..."Mush" played in 334 games with San Jose (No. 5 among all-time Sharks defensemen and 14th overall) and scored 66 points (15 goals and 53 assists)...his 706 PIM in San Jose ranks third all-time...came to Sharks on March 24, 1998 from Tampa Bay, along with David Shaw, in exchange for Andrei Nazarov and Tampa Bay's option to swap first round picks in the NHL Entry Draft...originally selected by Winnipeg in the first round (16th overall) of the 1987 NHL Entry Draft.



Karel Masopust

Former defenseman with the Czechoslovakian National Team...a member of the silver medal-winning Czechoslovakian team at the 1968 Olympics...joined Sharks in 1993...scouts all European leagues with an emphasis in the Czech Republic and Slovakia.



Arthur Ting, M.D.

Team Physician

Heading up the Sharks medical staff for the 18th consecutive season is Arthur Ting, M.D., an experienced and established figure in Bay Area sports medicine. The San Francisco native directs a talented staff of medical specialists devoted to the treatment and prevention of the Sharks organization's sports-related injuries.

Ting is currently a practicing orthopedic surgeon at the Fremont Sports Therapy and Surgery Center, which is responsible for the medical treatment of many Bay Area professional sports organizations, including the Oakland Raiders.

In addition to his work with the Sharks, Ting is the head physician for all of the major professional sports organizations at HP Pavilion at San Jose, including the National Lacrosse League's San Jose Stealth and the 2007 Arena Football League Champion San Jose SaberCats. He's also the chief medical officer for the U.S. Moto GP and Laguna Seca. Ting is chief medical officer for the East/West Shrine Game and serves as a consultant to Yamaha Motor Sports.

His extensive work with Bay Area amateur athletes includes being team physician for Menlo College, Cañada Community College and numerous high schools throughout the Bay Area.

Ting was the head physician for the U.S. Track & Field squad at the 1990 Goodwill Games, the 1993 Pan Am Games and a 1994 dual meet against Great Britain. He was a member of the medical staff at the 1984 Summer Olympics and at the U.S. Olympic Trials in 1988 and 1992.

Ting received his medical degree from St. Louis University, completing an orthopedic residency at the University of Southern California Medical Center in Los Angeles. He completed a fellowship in sports medicine at the Kerlan-Jobe Orthopedic Clinic in Inglewood, Calif.



FRONT OFFICE

Ray Tufts

Head Athletic Trainer, ATC

In his 13th season with the San Jose Sharks as head athletic trainer is Ray Tufts, who provides Sharks players with both long-term medical care for serious injuries needing rehabilitation as well as maintaining the Sharks day-to-day medical needs both on the road and at home. In addition, he serves as the liaison between the hockey department and the organization's team of highly-respected medical specialists.

Tufts headed the training staff for the 1997 National Hockey League Western Conference All-Star and the Heroes of Hockey teams during the 1997 NHL All-Star Weekend in San Jose.

Before joining the Sharks, Tufts, 43, was an athletic trainer for 10 years with the San Francisco 49ers. During his tenure with the 49ers, he was a part of three Super Bowl Championships in 1988, 1989 and 1994, serving as assistant trainer from 1991-96 and as a training staff assistant from 1987-90.

With San Francisco, Tufts was heavily involved with both the day-to-day preventive care for the team and post-injury rehabilitation. He was instrumental in the quick recoveries of several 49ers players from very severe injuries, including tight end and current Blue Line Associates committee member Brent Jones, offensive tackle Harris Barton and the extensive rehabilitation of Pro Football Hall of Fame quarterback Joe Montana between 1988-91.

A native of the San Jose area, Tufts graduated from Cal State-Sacramento in 1987 as a physical education major with an emphasis in athletic training. He received his National Athletic Trainers Association (NATA) certification in 1987 and is an active member of the NATA District VIII Association, California Athletic Trainers Association (CATA) and is currently the president of the Professional Hockey Athletic Trainers' Society (PHATS).

Tufts and his wife Michelle reside in Los Gatos.



Wes Howard

Assistant Athletic Trainer, ATC

Wes Howard, a native of Fremont, enters his 11th season with the Sharks.

Howard, 39, shares duties coordinating and implementing the training and rehabilitation protocols for injured athletes and conducting daily treatments with Head Athletic Trainer Ray Tufts. He's also responsible for ordering, stocking and inventorying all training supplies.

In addition to his work with the Sharks, Howard was the assistant athletic



trainer/equipment manager for the Arena Football League's San Jose SaberCats from 1995-00 and served as their assistant athletic trainer during the 2002 Arena Bowl Championship season. During the hockey work stoppage in 2004-05, he again returned to the SaberCats as their assistant athletic trainer.

Previously, Howard was the assistant head athletic trainer at Menlo College from 1997-98 and head athletic trainer and equipment manager for the Fresno Falcons of the ECHL from 1995-97.

Howard earned a bachelor's degree in kinesiology from San Jose State University and is certified by both the (NATA) National Athletic Trainer's Association and (NCSF) National Council of Strength and Fitness. He resides in San Jose with his wife Diana, daughters Rebecca and Alyssa and son Aaron.

Mike Potenza

Strength and Conditioning Coordinator

Mike Potenza begins his third year as the Sharks strength and conditioning coordinator.

He's responsible for the team's overall strength and conditioning programs — including the creation of individualized postseason workout programs and assistance in the rehabilitation efforts for all injured players.

Before coming to San Jose, Potenza served as the strength and conditioning coach for the University of Wisconsin men's and women's hockey teams, both of which won their 2006 NCAA National Championships. There, he worked with current Sharks center Joe Pavelski. Potenza also had responsibilities with Wisconsin's wrestling and softball programs.

A 2000 Springfield College graduate, Potenza earned his bachelor of science degree in applied exercise science. From there, the Providence, R.I., native went to Boston University, where he was a graduate assistant until 2002, earning his master's degree in human movement science.

Potenza completed an assortment of strength and conditioning coaching and internship experiences before his time at Wisconsin. At the University of Miami (Fla.), he served as a weight training, speed and post-workout coach for the perennial nationally-ranked Hurricanes football team. While earning his master's, Potenza instructed professional, amateur and collegiate athletes at Mike Boyle Strength and Conditioning, a private training facility specializing in various weight training, conditioning, agility, plyometric, stretching and rehabilitation programs.

Since graduating from Springfield, Potenza has held notable positions for Harvard University in Boston and Colgate University in Hamilton, N.Y. He assisted and supervised all phases of strength training programs for all intercollegiate programs at Harvard and Colgate and held primary coaching responsibilities with football, men's and women's hockey, men's and women's basketball, lacrosse and field hockey for both universities.

Potenza was part of the evaluation staff for the U.S. World Junior hockey team that competed at the 2008 World Junior Championships. His responsibilities included offering presentations on nutrition and recovery, administering physical testing and designing performance evaluations for each prospect.

Potenza, his wife Bonnie, and their son Griffin, reside in San Jose.



Arnulfo Aguirre, C.M.T

Massage Therapist

Arnulfo Aguirre enters his second season as the Sharks full-time massage therapist. He has worked with Head Trainer Ray Tufts' staff on a part-time basis since the 2000-01 season.

In his role, Aguirre works with the team's players to facilitate and improve injuries, as well as increasing their range of motion.

Previously, Aguirre served as the sports massage therapist for the San Jose Earthquakes from 2000-02, including their 2001 MLS Championship season.

In addition, he served in a similar position with the University of California-Berkeley Men's Swim Team in 1999.

Aguirre received his certification from the National Holistic Institute in Emeryville, where he also assisted in managing the massage clinic.



Mike Aldrich

Equipment Manager

Mike Aldrich enters his 13th season as equipment manager for the San Jose Sharks. In his 16th season with the organization, Aldrich served in the same capacity for the International Hockey League's Kansas City Blades for the three seasons (1993-95) that the Blades were the Sharks top development affiliate.

Aldrich was named to the training staff for Team USA for the 2005 World Championship and the 2004 World Cup of Hockey. In the summer of 2003, he served as the head equipment manager for Team USA at the World Championships.

Besides overseeing the entire operation of the equipment staff, Aldrich handles the intricate requests of all Sharks players with regards to equipment, skate sharpening needs as well as all purchasing orders, inventory control and distribution for all equipment throughout the season.

Aldrich, 44, handled all the equipment needs during the 1997 National Hockey League All-Star Game for the Western Conference team as well as the Heroes of Hockey teams.

Before joining Kansas City, Aldrich worked at Michigan Tech University as the school's equipment manager and athletic purchasing agent from 1989-93.

During the 1995-96 season, Aldrich was selected as the Western Conference's equipment manager for the IHL All-Star Game. He's an active member of the Society of Professional Hockey Equipment Managers (SPHEM). He's also a member of the Athletic Equipment Managers Association.

Mike and his wife Susie enjoy their summers water skiing in Michigan's Upper Peninsula. They have two sons: Brad is the video coach for the Chicago Blackhawks and Jason is completing his studies at Finlandia University in Hancock, Mich.



Rick Bronwell

Assistant Equipment Manager

Rick Bronwell enters his second season as San Jose's assistant equipment manager.

Working alongside Head Equipment Manager Mike Aldrich, Bronwell handles all necessary equipment restoration, repair and customization of jerseys, and the numbering and lettering, as well as inventorying, of game jerseys.

A certified member of the Athletic Equipment Managers Association, Bronwell spent the previous five seasons as head equipment manager for the Houston Aeros of the American Hockey League, where he worked under Sharks Head Coach Todd McLellan.

In that role, Bronwell was responsible for all day-to-day duties of the team's equipment maintenance, repair and inventory. A staff member of the Aeros 2003 Calder Cup Champions, Bronwell also served as the head equipment manager for Team Canada at the 2004 AHL All-Star Game.

Before joining Houston, he was the head equipment manager in 2001-02 for the ECHL's Atlantic City Boardwalk Bullies.

From 1996-01, Bronwell was the assistant equipment manager for the Kansas City Blades of the International Hockey League and served as a game night assistant on the staff from 1992-96.

Bronwell and his wife Heather have two children: Ashleigh and Addison.



Roy Sneesby

Equipment Assistant and Equipment Transportation

Roy Sneesby enters his eighth season as equipment assistant and equipment transportation.

Sneesby splits his duties between assisting the Sharks equipment staff on day-to-day equipment and locker room maintenance in addition to coordinating the efficient arrival and departure of both the Sharks and the visiting team's equipment and supplies.

From 1998-01, Sneesby served as the visiting locker room attendant for HP Pavilion at San Jose. In addition, Sneesby served on the equipment staff for Team USA during the 1998 Winter Olympic Games and attended the 2006 Winter Olympics, working for Easton Sports.

Sneesby, who received his bachelor's degree from San Jose State University, was born in Redwood City and grew up in Winnipeg, Manitoba.






FRONT OFFICE

On Nov. 10, 2008, Igor Larionov will become the first former Sharks player inducted into the Hockey Hall of Fame. Larionov played in 97 games with the Sharks from 1993-95, scoring 82 points. He was a member of San Jose's first two playoff teams — the "Cinderella" 1993-94 and 1994-95 squads — scoring 27 points in 25 games. He'll be inducted along with Edmonton Oilers legend Glenn Anderson, veteran National Hockey League linesman Ray Scapinello and long-time hockey executive Ed Chynoweth in the Builder category.

IGOR LARIONOV



2008-09 SAN JOSE SHARKS





ROB BLAKE

Shoots: Right

Height/Weight: 6-foot-4, 225 pounds

Born: 12/10/69 in Simcoe, Ontario

Hometown: Port Dover, Ontario

Signed by San Jose as a free agent on July 3, 2008.

5

DEFENSE

NHL CAREER HIGHLIGHTS

First NHL game — March 27, 1990 vs. Winnipeg (with Los Angeles)
First NHL goal — Oct. 9, 1990 at Vancouver (with Los Angeles — Kirk McLean)
First NHL assist — Oct. 4, 1990 vs. New York Islanders (with Los Angeles)
Most points, game — 5, Dec. 14, 2000 vs. New York Rangers (with Los Angeles)
Most goals, game — 3, Dec. 14, 2000 vs. New York Rangers (with Los Angeles)
Most assists, game — 4, 2 times, most recent, Jan. 29, 1998 vs. Calgary (with Los Angeles)
Most consecutive games, point — 3, 2 times,
Most consecutive games, goal — 6, Oct. 20, 1992 through Oct. 31, 1992 (with Los Angeles)
Most consecutive games, assist — 6, 6 times, most recent, Nov. 9, 2003 through Nov. 20, 2003 (with Colorado)
Most consecutive games played — 95, Jan. 9, 2003 thru Feb. 5, 2004 (with Colorado)
Best plus/minus — +5, March 19, 2006 at San Jose (with Los Angeles)
Hat tricks — 1, Dec. 14, 2000 vs. New York Rangers (with Los Angeles)
700th NHL point — March 8, 2008 vs. Montreal (with Los Angeles)
200th NHL goal — April 3, 2006 vs. Chicago (with Los Angeles)
400th NHL assist — March 31, 2004 at Minnesota (with Colorado)
1000th NHL game — Nov. 4, 2006 at Phoenix (with Los Angeles)
Stanley Cup Champion — 2001 (Colorado)
Norris Trophy — 1998 (2002, 2000 Finalist)
NHL First Team All-Star — 1998
NHL Second Team All-Star — 2002, 2001, 2000
All-Star Games — 2004 (starter), 2003, 2002, 2001, 2000 (starter), 1999, 1994
NHL All-Rookie Team — 1991
Olympics — Canada (2006, 2002, 1998)
World Championships — Canada (1999, 1998, 1997, 1994, 1991)
World Cup of Hockey — Canada (2004 - DNP injury, 1996)

2007-08: Kings nominee for the King Clancy Memorial Trophy (awarded to the NHL player who best exemplifies leadership qualities on and off the ice and has made a noteworthy humanitarian contribution in his community)... Among all-time NHL defensemen, ended season ranked T-22nd in points (702), 14th in goals (223), 27th in assists (479), sixth in power play goals (126) and sixth in game-winning goals (39)...Led Kings with 143 blocked shots... Recorded his 700th point (goal) on March 8 vs. Montreal...Missed 11 games (Feb. 2-23).

Career 2006-07: Returned to the Kings and recorded 12 or more goals (14) for the ninth consecutive season and 12th overall...Recorded 10 or more power play goals (11) for the sixth time...Finished second on the team with 208 shots and 127 blocked shots and was fourth with 95 hits...Served as an assistant captain...Skated in his 1,000th NHL game at Phoenix on Nov. 4...**2005-06:** Led Avs defensemen with 51 points and finished 11th among NHL defensemen in points...Reached the 50-plus point plateau for the seventh time...Tied for the team lead among defensemen with 14 goals...Led team and all NHL defensemen with 264 shots...Recorded his 200th NHL goal vs. Chicago on April 3, becoming the 17th defenseman in NHL history to reach the milestone...Notched his 600th NHL point with a power play goal at Phoenix on Nov. 16, becoming the 29th defenseman in League history to accomplish that feat...Led the NHL in takeaways (89)...**Playoffs:** Played in all nine postseason games and led team defensemen with three goals...Averaged a team high 28:19 of ice time per game...**2004-05:** Did not play during the lockout...**2003-04:** Finished tied for ninth in scoring among NHL defensemen with 46 points...Led all NHL blueliners with 242 shots...Played in his 900th NHL game at Detroit on March 27...Collected his 400th NHL assist at Minnesota on March 31...Voted a starter for the

CAREER VS. NHL

TEAM	GP	G	A	PTS	PIM
ANA	61	13	22	35	95
ATL	11	2	4	6	18
BOS	23	6	8	14	20
BUF	25	3	10	13	24
CGY	77	15	46	61	116
CAR	20	5	12	17	57
CHI	56	12	27	39	38
COL	37	10	21	31	30
CBJ	24	4	14	18	20
DAL	66	11	23	34	63
DET	52	13	8	21	26
EDM	81	18	46	64	106
FLA	14	3	9	12	10
LA	16	2	11	13	14
MIN	36	5	17	22	42
MTL	20	5	7	12	32
NSH	30	2	15	17	32
NJ	24	6	3	9	23
NYI	22	2	10	12	22
NYR	23	7	12	19	42
OTT	17	7	5	12	24
PHI	27	5	11	16	41
PHO	77	18	22	40	119
PIT	25	5	9	14	26
SJ	69	9	25	34	126
STL	51	7	19	26	85
TB	19	4	10	14	16
TOR	28	2	15	17	38
VAN	72	14	26	40	170
WAS	24	8	12	20	34
TOTALS	1127	223	479	702	1509



PLAYERS

2004 NHL All-Star Game at Minnesota, his seventh All-Star Game appearance...**Playoffs:** Led Colorado defensemen in playoff scoring with five points (0-5=5)...**2002-03:** Finished second in scoring among Avs defensemen with 45 points and was fifth in the Norris Trophy voting...Recorded his 500th point at Minnesota on Oct. 29...Played in the 2003 NHL All-Star Game at Florida...Appeared in his 800th NHL game vs. Detroit on Feb. 8...**Playoffs:** Led Colorado in shots (27)...**2001-02:** Named a NHL Second Team All-Star for the third consecutive season...Finished third among NHL defensemen in points (56), tied for fourth in goals (16) and ranked third in assists (40)...Was third on Colorado in shots (229)...Appeared in his 700th NHL game vs. Florida on Nov. 27...Played in the 2002 NHL All-Star Game at Los Angeles...**Playoffs:** Fourth in scoring among NHL defensemen...Ranked second on the team and third in the NHL in postseason shots (67)...**2000-01:** Started season in Los Angeles, but was traded to Colorado on Feb. 21...Named as an NHL Second Team All-Star and finished fourth in the Norris Trophy voting...Was tied for third in points among NHL defensemen (59 — 49 with LA, 10 with Colorado)...Tied for second in goals (19) and power play goals by a defenseman (12)...Second among NHL defensemen in shots (268)...Recorded his 400th point at the New York Rangers on Nov. 28...Recorded a career high five points (3-2=5) — including his first NHL hat trick — vs. the Rangers on Dec. 14...Played in the 2001 NHL All-Star Game at Colorado...**Playoffs:** Member of the Stanley Cup Champion Colorado Avalanche...Led all NHL defensemen in playoff points (19)...Recorded a playoff career best four points (1-3=4) in Game 1 of the Conference Quarterfinals vs. Vancouver on April 12...Led the NHL in hits with 93...**1999-00:** Named as an NHL Second Team All-Star...Led Kings defensemen and was third among League defensemen in points (57)...Led team defensemen in goals (18), assists (39) and plus/minus (plus-10)...A finalist for the Norris Trophy for the second time...Second in the League in shots (327)...Voted as a starter for the 2000 NHL All-Star Game in Toronto...Played in his 600th NHL game vs. St. Louis on March 17...Was selected by *The Sporting News* as one of their "Good Guys in Sports"...**Playoffs:** Picked up two postseason assists in Game 2 of the Western Conference Quarterfinal series at Detroit and led Kings with 19 shots in the four-game series...**1998-99:** Led team defensemen in points (35), goals (12) and assists (23)...Scored his 100th NHL goal vs. Ottawa on March 15...Along with Pavel Rosa, assisted on Luc Robitaille's 500th goal vs. Buffalo on Jan. 7...Appeared in his second NHL All-Star Game at Tampa Bay and scored a goal...**1997-98:** The first King to ever win the Norris Trophy as the NHL's top defenseman (Chris Pronger and Nicklas Lidstrom were the other finalists)...Named as an NHL First Team All-Star...Led Kings defensemen in points (50)...Led NHL defensemen in goals

(23)...Led team in power play goals (11) and shots (261)...Became the third King to record four assists in one period (second period vs. Calgary on Jan. 29)...Played his 400th NHL game at Tampa Bay on Oct. 26...**Playoffs:** Appeared in all four postseason games against St. Louis and led team with 15 shots...**1996-97:** Led team defensemen in points (31)...**1995-96:** Suffered a torn ACL in his left knee in the sixth game of the year at Washington on Oct. 20, ending his season...**1994-95:** Played his 300th NHL game at St. Louis on Jan. 26...Recorded his 200th NHL point (assist) at Dallas on March 6...A groin injury limited him to 24 regular season games...**1993-94:** Led team defensemen in goals (20) and points (68)...Established career highs for assists (48) and points (68)...Led team in shots (304) and game-winning goals (six)...Registered the first four-assist game of his career vs. Vancouver on Dec. 28...Played in his first All-Star Game at Madison Square Garden in New York on Jan. 22...**1992-93:** Led Kings defensemen in points (59), power play goals (10), shots (243) and plus/minus rating (plus-18)...Recorded his 100th NHL point with an assist vs. the New York Rangers on Jan. 23...Played in his 200th NHL game vs. the New York Islanders on March 18...**Playoffs:** Finished tied for third among team defensemen in points (10) in 23 games...Tallied one power play goal and one shorthanded goal while leading the Kings to their first Stanley Cup Finals...**1991-92:** Had five power play goals...Played in his 100th NHL game vs. Edmonton on Jan. 2...Led all club defensemen with 131 shots...Missed 23 games because of injury...**1990-91:** Earned NHL All-Rookie Team honors...Scored his first regular season goal at Vancouver on Oct. 9...Led all NHL rookie defensemen in points (46)...Recorded his first career four-point game (2-2=4) at Calgary on March 16...**Playoffs:** Had three assists in Game 4 of a playoff series with Vancouver on April 10 (Division Semifinals)...**1989-90:** Joined the Kings for the final four games of the regular season, making his NHL debut vs. Winnipeg on March 27...**Playoffs:** Appeared in eight of the Kings 10 postseason games, scoring his first NHL postseason goal at Calgary on April 12...**College:** Over his three-year career at Bowling Green State University, posted 104 points (39-65=104) in 131 games...A Hobey Baker Award finalist and an NCAA West First Team All-American in 1990...CCHA First All-Star Team in 1990...NCAA West First Team All-American in 1990...CCHA Second Team All-Star in 1989.

Personal: "Blakey" lists as his favorites: USC (college/professional sports team); James Caan (actor); winning 2001 Stanley Cup with Colorado (hockey moment); New England Patriots quarterback and San Mateo native Tom Brady (pro athlete); Air Canada Centre (NHL road arena); Toronto Maple Leafs (favorite NHL team growing up); The Fuel Channel (television show); sushi (food); Surfline.com (web site); *Long Boarder* (magazine); "Guitar Hero" (video game); Kid Rock (musician); Forbes Mill (Bay Area restaurant); Hockey Hall of Famer Larry Robinson (hockey idol); surfing (hobby)...Best part about growing up in Simcoe: living on a farm...Would've wanted to meet his grandfather, but he passed away before he was born...Has a pug named Pug...If he wasn't in hockey, he'd be a farmer...Started skating and playing hockey when he was three.

MOST GOALS SCORED AMONG ACTIVE NHL DEFENSEMEN

NAME	GP	GOALS
Rob Blake, San Jose	1127	223
Nicklas Lidstrom, Detroit	1252	212
Mathieu Schneider, Anaheim	1197	212
Chris Chelios, Detroit	1616	185
Sergei Gonchar, Pittsburgh	904	185
Sergei Zubov, Dallas	1058	152
Scott Niedermayer, Anaheim	1101	148

MOST POINTS SCORED AMONG ACTIVE NHL DEFENSEMEN

NAME	GP	G	A	PTS
Chris Chelios, Detroit	1616	185	763	948
Nicklas Lidstrom, Detroit	1252	212	726	938
Sergei Zubov, Dallas	1058	152	615	767
Rob Blake, San Jose	1127	223	479	702
Mathieu Schneider, Anaheim	1197	212	490	702
Scott Niedermayer, Anaheim	1101	148	485	633
Teppo Numminen, Buffalo	1315	115	505	620



CAREER STATISTICS

PLAYOFFS

Season	Club	League	GP	G	A	PTS	PIM	GP	G	A	PTS	PIM
1987-88	Bowling Green State U.	NCAA	43	5	8	13	88	-	-	-	-	-
1988-89	Bowling Green State U.	NCAA	46	11	21	32	140	-	-	-	-	-
1989-90	Bowling Green State U.	NCAA	42	23	36	59	140	-	-	-	-	-
1989-90	Los Angeles	NHL	4	0	0	0	4	8	1	3	4	4
1990-91	Los Angeles	NHL	75	12	34	46	125	12	1	4	5	26
1991-92	Los Angeles	NHL	57	7	13	20	102	6	2	1	3	12
1992-93	Los Angeles	NHL	76	16	43	59	152	23	4	6	10	46
1993-94	Los Angeles	NHL	84	20	48	68	137	-	-	-	-	-
1994-95	Los Angeles	NHL	24	4	7	11	38	-	-	-	-	-
1995-96	Los Angeles	NHL	6	1	2	3	8	-	-	-	-	-
1996-97	Los Angeles	NHL	62	8	23	31	82	-	-	-	-	-
1997-98	Los Angeles	NHL	81	23	27	50	94	4	0	0	0	6
1998-99	Los Angeles	NHL	62	12	23	35	128	-	-	-	-	-
1999-00	Los Angeles	NHL	77	18	39	57	112	4	0	2	2	4
2000-01	Los Angeles	NHL	54	17	32	49	69	-	-	-	-	-
	Colorado	NHL	13	2	8	10	8	23	6	13	19	16
2001-02	Colorado	NHL	75	16	40	56	58	20	6	6	12	16
2002-03	Colorado	NHL	79	17	28	45	57	7	1	2	3	8
2003-04	Colorado	NHL	74	13	33	46	61	9	0	5	5	6
2005-06	Colorado	NHL	81	14	37	51	94	9	3	1	4	8
2006-07	Los Angeles	NHL	72	14	20	34	82	-	-	-	-	-
2007-08	Los Angeles	NHL	71	9	22	31	98	-	-	-	-	-
NHL Totals			1127	223	479	702	1509	125	24	43	67	152

Selected by Los Angeles in the fourth round (70th overall) of the 1988 NHL Entry Draft. Acquired by Colorado with Steven Reinprecht in exchange for Adam Deadmarsh, Aaron Miller, a player to be named later (Jared Aulin), Colorado's first round pick in the 2001 NHL Entry Draft (David Steckel) and Colorado's first round pick in the 2003 NHL Entry Draft (Brian Boyle) on Feb. 21, 2001. Signed with Los Angeles as a free agent on July 1, 2006. **Signed with San Jose as a free agent on July 3, 2008.**



BRIAN BOUCHER

(Boo-shay)

Catches: Left

Height/Weight: 6-foot-2, 200 pounds

Born: 9/25/84 in Woonsocket, Rhode Island

Hometown: Woonsocket, Rhode Island

Signed by San Jose as a free agent on Feb. 26, 2008.

33

GOALTENDER

NHL CAREER HIGHLIGHTS

First NHL game — Oct. 14, 1999 vs. Montreal (with Philadelphia)

First NHL win — Oct. 30, 1999 vs. New Jersey (with Philadelphia)

First NHL shutout — Dec. 18, 1999 vs. Tampa Bay (with Philadelphia)

Most shots faced, game — 47, 2 times, most recent, March 18, 2006 at Nashville (with Calgary)

Most saves, game — 46, March 18, 2004 vs. Detroit (with Phoenix)

Most goals allowed, game — 9, March 18, 2006 at Nashville (with Calgary)

Most consecutive wins — 5, 2 times, most recent, Dec. 31, 2003 through Jan. 9, 2004 (with Phoenix)

Most consecutive games unbeaten — 10, Dec. 4, 2003 through Jan. 11, 2004 (with Phoenix)

Longest shutout streak — 332:01, Dec. 22, 2003 through Jan. 11, 2004 (with Phoenix)

Most consecutive starts — 14, Nov. 27, 2002 through Dec. 26, 2002 (with Phoenix)

Career shutouts — 14, most recent, March 1, 2008 at St. Louis (with San Jose)

200th NHL game — Feb. 10, 2006 vs. St. Louis (with Calgary)

World Jr. — United States (1997, 1996)

NHL All-Rookie Team — 2000

NHL Player of the Week — Jan. 5 - 11, 2004 (Defensive with Phoenix), Dec. 29 - Jan. 4, 2004 (Defensive with Phoenix), Oct. 29 - Nov. 4, 2001 (Defensive with Philadelphia)

2007-08: Won all three starts with the Sharks... Became the first goalie in franchise history to record a shutout win in his Sharks debut by stopping 24 shots on March 1 at St. Louis (Nabokov earned a shutout tie in his first appearance)...Signed by San Jose as a free agent on Feb. 26, 2008...With Philadelphia (AHL), T-3rd in AHL in wins, T-13th in goals-against average and 10th in save percentage at the time of his signing...**Playoffs:** Made brief appearance in Game 2 of the WCSF.

Career 2006-07: Split season with Columbus and Chicago...**2005-06:** Played for Calgary, Phoenix and San Antonio (AHL)...**2004-05:** Played for HV71 in Sweden...**2003-04:** With Phoenix, set two new modern-day NHL records with five consecutive shutouts and a shutout sequence of 332:01...Broke the 55-year-old records of Montreal's Bill Durnan (four, 309:21 sequence in 1948-49)...The shutouts: Dec. 31 vs. Los Angeles (4-0, 21 saves), Jan. 2 at Dallas (6-0, 35 saves), Jan. 4 at Carolina (3-0, 26 saves), Jan. 7 at Washington (3-0, 27 saves) and Jan. 9 at Minnesota (2-0, 21 saves)...Played 332:01 without allowing a goal (longest shutout sequence in NHL's Modern Era) from 19:15 of the 2nd period at Nashville, Dec. 22 through 6:16 of the 1st period vs. Atlanta, Jan. 11...NHL's Defensive Player of the Week in back-to-back weeks (Jan. 4 and 11)...Set a career high and T-8th in NHL with five shutouts...Led Coyotes in GP, minutes, wins and shutouts...Recorded first Glendale Arena shutout in 4-0 win vs. Los Angeles on Dec. 31...**2002-03:** Set career highs in games and minutes...**2001-02:** NHL Player of the Week (Oct. 29-Nov. 4): 2-1-0, 0.67 GAA, .978 save percentage and two shutouts...Shutout string of 184:30 snapped vs. Islanders on Nov. 3...Recorded consecutive shutouts for first time in career and became first Flyers goalie to record shutouts on consecutive days with 30 saves at Washington, Oct. 30 and 27 saves vs. Pittsburgh, Oct. 31 (both 3-0 wins)...**Playoffs:** A .939 save percentage in two games...**2000-01:** Played 27 games for Flyers...**Playoffs:** Played in one game...**1999-00:** NHL All-Rookie Team...Led NHL in GAA...First rookie goalie since 1950-51 to play at least 25 games and have a GAA under 2.00...Ranked fourth in NHL and led rookies in save percentage...Led team in shutouts...Got first NHL shutout in 4-0 win vs. Tampa Bay Dec. 18...Recorded first NHL point (assist) at Buffalo on Dec. 14...Earned first NHL win vs. New Jersey

PENALTY SHOTS FACED BY BRIAN BOUCHER

(1-for-2 entering the 2008-09 season)

DATE	OPPONENT	PLAYER	RESULT	TIME	PERIOD	SCORE
Feb. 2, 2004	vs. Columbus (with PHX)	David Vyborny	Successful	1:23	2nd	3-3 T
Oct. 20, 2006	at Dallas (with CHI)	Niklas Hagman	Unsuccessful	5:34	2nd	4-5 L

CAREER VS. NHL

TEAM	GP	MINS	GA	SO	SHO	W	L	T/OT	PTS%	GAA	SV%
ANA	9	500	25	222	0	2	5	2	.333	3.00	.887
ATL	8	487	17	190	0	4	2	2	.625	2.09	.911
BOS	10	565	23	262	2	5	4	1	.550	2.44	.912
BUF	7	421	15	179	0	3	4	0	.429	2.14	.916
CGY	2	119	5	54	0	0	2	0	.000	2.52	.907
CAR	6	359	10	126	1	5	1	0	.833	1.67	.921
CHI	8	489	15	215	0	4	2	2	.625	1.84	.930
COL	8	435	22	190	0	0	5	2	.143	3.03	.884
CBJ	7	433	15	182	1	4	0	3	.786	2.08	.918
DAL	11	651	25	329	1	4	4	3	.500	2.30	.924
DET	9	548	29	314	0	1	6	2	.222	3.18	.908
EDM	6	271	18	111	0	2	4	0	.333	3.99	.838
FLA	4	193	10	85	0	1	1	1	.500	3.11	.882
LA	11	594	31	264	1	3	6	1	.350	3.13	.883
MIN	8	440	21	199	1	3	3	2	.500	2.74	.894
MTL	7	338	17	138	0	1	3	0	.250	3.02	.877
NAS	8	426	25	205	1	3	3	1	.500	3.52	.878
NJ	6	329	13	166	0	1	2	2	.400	2.37	.922
NYI	7	418	20	202	0	2	5	0	.286	2.87	.901
NYR	6	348	15	157	1	4	2	0	.667	2.59	.904
OTT	6	303	20	143	0	0	4	1	.100	3.96	.860
PHI	2	119	8	69	0	0	2	0	.000	4.03	.884
PHO	5	228	15	115	0	1	2	2	.400	3.95	.870
PIT	11	623	33	259	1	5	3	3	.600	3.18	.873
SJ	7	398	19	200	0	3	3	0	.500	2.86	.905
STL	9	492	22	238	1	4	3	1	.563	2.68	.908
TB	10	564	27	226	1	5	4	1	.550	2.87	.881
TOR	7	402	13	153	0	3	2	1	.583	1.94	.915
VAN	8	442	30	237	0	1	5	1	.214	4.07	.873
WAS	12	656	24	266	2	6	5	1	.542	2.20	.910
TOTALS	225	12612	582	5696	14	80	97	34	.460	2.77	.898

on Oct. 30...**Playoffs:** Played 151:48 and did not allow a goal in 149:26, stopping 57 of 58 shots in 2-1, 5 OT win at Pittsburgh on May 4...Recorded first shutout in 2-0 win at Buffalo on April 16...Made 18 saves in first NHL playoff game, a 3-2 win vs. Buffalo on April 13...**1998-99:** Played for Philadelphia (AHL)...**1997-98:** Member of PlanetUSA Team for 1998 AHL All-

Star Classic...Led Philadelphia to 1998 Calder Cup Championship...**1994-97:** Named 1996-97 WHL Goaltender of the Year with Tri-City.

Personal: "Boush" calls himself funny, sarcastic and honest...Favorites: Killers and coldplay (musicians); "Goodfellas" (movie); "The Sopranos" and "The Office" (television shows); Robert DeNiro (actor); Montreal Canadiens (NHL team while growing up); Boston Red Sox (professional sports team); Original Joe's (San Jose area restaurant); Cabo San Lucas (vacation spot); David Ortiz (professional athlete); tsn.ca (web site); Italian (food); The Beef Barn (hometown hangout)...If he could meet someone in history, he would like to have met John F. Kennedy...Likes to play golf away from the ice...If he wasn't in hockey, he'd be a sports announcer...Puts his left skate on first...Hockey idol is Patrick Roy...Memorable NHL moment: five consecutive shutouts...Started skating when he was four and playing hockey when he was six.



PLAYERS

CAREER STATISTICS

Season	Club	League	GP	W	L	OT	MINS	GA	SO	GAA	GP	W	L	MINS	GA	SO	AVG
1994-95	Tri-City	WHL	35	17	11	2	1969	108	1	3.29	13	6	5	795	50	0	3.77
1995-96	Tri-City	WHL	55	33	19	2	3183	181	1	3.41	11	6	5	653	37	2	3.40
1996-97	Tri-City	WHL	41	10	24	6	2458	149	1	3.64	-	-	-	-	-	-	-
1997-98	Philadelphia	AHL	34	16	12	3	1901	101	0	3.19	2	0	0	30	1	0	1.95
1998-99	Philadelphia	AHL	36	20	8	5	2061	89	2	2.59	16	9	7	947	45	0	2.85
1999-00	Philadelphia	AHL	1	0	0	1	65	3	0	2.77	-	-	-	-	-	-	-
	Philadelphia	NHL	35	20	10	3	2038	65	4	1.91	18	11	7	1183	40	1	2.03
2000-01	Philadelphia	NHL	27	8	12	5	1470	80	1	3.27	1	0	0	37	3	0	4.92
2001-02	Philadelphia	NHL	41	18	16	4	2295	92	2	2.41	2	0	1	88	2	0	1.37
2002-03	Phoenix	NHL	45	15	20	8	2544	128	0	3.02	-	-	-	-	-	-	-
2003-04	Phoenix	NHL	40	10	19	10	2363	108	5	2.74	-	-	-	-	-	-	-
2004-05	HV71	SEL	4	0	0	0	235	13	0	3.32	-	-	-	-	-	-	-
2005-06	Phoenix	NHL	11	3	6	0	512	33	0	3.87	-	-	-	-	-	-	-
	San Antonio	AHL	6	2	3	0	345	8	1	1.39	-	-	-	-	-	-	-
	Calgary	NHL	3	1	2	0	182	15	0	4.94	-	-	-	-	-	-	-
2006-07	Chicago	NHL	15	1	10	3	827	45	1	3.27	-	-	-	-	-	-	-
	Columbus	NHL	3	1	1	0	142	9	0	3.79	-	-	-	-	-	-	-
2007-08	Philadelphia	AHL	42	23	16	1	2288	94	4	2.47	-	-	-	-	-	-	-
	San Jose	NHL	5	3	1	1	238	7	1	1.76	1	0	0	2	0	0	0.00
	Sharks Totals		5	3	1	1	238	7	1	1.76	1	0	0	2	0	0	0.00
	NHL Totals		225	80	97	30	12610	582	14	2.77	22	11	8	1309	45	1	2.06

Selected by Philadelphia in the 1995 NHL Entry Draft (1st round, 22nd overall). Acquired by Phoenix along with a 3rd round draft choice in the 2002 NHL Entry Draft in exchange for Michal Handzus and Robert Esche on June 12, 2002. Acquired by Calgary along with Mike LeClerc in exchange for Steve Reinprecht and Philippe Sauve on Feb. 1, 2006. Signed by Chicago as a free agent on Sept. 24, 2006. Claimed off waivers by Columbus on Feb. 27, 2007. Signed by Philadelphia (AHL) as a free agent on July 23, 2007. **Signed by San Jose as a free agent on Feb. 26, 2008.**



DAN BOYLE

Shoots: Right

Height/Weight: 5-foot-11, 190 pounds

Born: 7/12/76 in Ottawa, Ontario

Hometown: Ottawa, Ontario

Acquired by San Jose along with Brad Lukowich from Tampa Bay in exchange for Matt Carle, Ty Wishart, a first round selection in the 2009 NHL Entry Draft and a fourth round selection in the 2010 NHL Entry Draft on July 4, 2008.

22

DEFENSE

NHL CAREER HIGHLIGHTS

First NHL game — Feb. 18, 1999 at St. Louis (with Florida)

First NHL goal — Feb. 24, 1999 vs. Philadelphia (with Florida — John Vanbiesbrouck)

First NHL assist — Feb. 20, 1999 vs. Phoenix (with Florida)

Most points, game — 4, Dec. 23, 2006 vs. New York Rangers (with Tampa Bay)

Most goals, game — 3, Dec. 23, 2006 vs. New York Rangers (with Tampa Bay)

Most assists, game — 3, 3 times, most recent, Feb. 11, 2006 at Boston (with Tampa Bay)

Most consecutive games, point — 7, 2 times, most recent, Nov. 27, 2005 vs. Pittsburgh through Dec. 15, 2005 at Phoenix (with Tampa Bay)

Most consecutive games, goal — 3, March 8, 2002 vs. Philadelphia through March 12, 2002 at Atlanta (with Tampa Bay)

Most consecutive games, assist — 7, Nov. 27, 2005 vs. Pittsburgh through Dec. 15, 2005 at Phoenix (with Tampa Bay)

Most consecutive games played — 126, Dec. 16, 2004 through March 25, 2006 (with Tampa Bay)

Best plus/minus — +5, Jan. 3, 2004 vs. Philadelphia (with Tampa Bay)

200th NHL point — April 3, 2006 vs. Florida (with Tampa Bay)

200th NHL assist — Feb. 7, 2008 at Nashville (with Tampa Bay)

Stanley Cup Champion — 2004 (Tampa Bay)

NHL Second Team All-Star — 2007

Olympics — Canada (2006 Taxi Squad)

World Championships — Canada (2005)

2007-08: Only appeared in 37 games...T-3rd on Tampa Bay in power play points (2-12=14)...Led team in time on ice per game (27:24)...Scored the overtime game winner and had a career-high three point game (1-2=3) on Feb. 29 vs. Toronto...Inducted into the University of Miami (Ohio) Hall of Fame on Feb. 9...Returned to the lineup after missing 36 games due to wrist surgery and scored two goals on Jan. 24 vs. Ottawa...Made his season debut on Oct. 29 at the New York Rangers.

Career 2006-07: NHL Second Team All-Star...Set Tampa Bay franchise record for goals by a defenseman (20)...Fourth on Tampa Bay in power play goals (10)...Third on the team in

game-winning goals (four)...Led the team in power play points (10-27=37)...Ranked second in the NHL for time on ice (2218:07)...Scored his first career shorthanded goal on March 13 at Toronto...Scored his first career hat trick and had a career-high four points (3-1=4), tying the franchise record for goals and points in a period, on Dec. 23 vs. the Rangers...**Playoffs:** Posted one assist and two penalty minutes in six games...**2005-06:** Selected to the taxi squad for the Canadian Olympic team...Had a career best seven-game assist streak from Nov. 27-Dec. 15 (0-8=8)...**Playoffs:** Led team in ice time per game (25:53)...**2004-05:** Played with Djurgardens in Sweden...**2003-04:** Led team defensemen in points...Set career high and finished second among team defensemen in plus/minus (plus-23)...Averaged over 22:00 of ice time for the third consecutive season...Tops among Lightning defensemen in power play points (3-12=15)...Played his 300th NHL game on Feb. 14 vs. Florida...**Playoffs:** Helped Tampa Bay win the Stanley Cup...Scored his first playoff goal and first playoff power play goal in Game 4 of the ECF on April 29 at Montreal...**2002-03:** Led team in average ice time (24:30)...T-2nd on team in plus/minus...Fifth among NHL defensemen in points and T-5th in assists...Posted first career multi-goal game (2-0=2) at Minnesota on Dec. 10...**Playoffs:** Recorded first playoff point (assist) vs. Washington on April 12...**2001-02:** Acquired by Tampa Bay on Jan. 7...Made Lightning debut on Jan. 8 vs. Dallas...**2000-01:** Finished third among Florida defensemen in goals, assists and points...**1999-00:** Named AHL Player of the Week for the week of Oct. 4...Named AHL Second-Team All-Star...Played for Team Canada in 2000 AHL All-Star Classic...**1998-99:** Began year with Kentucky (AHL) before joining Florida...Selected Second Team AHL All-Star...Named to AHL's All-Rookie Team...Started AHL All-Star Game on Jan. 25, notching two assists...Made NHL debut on Feb. 18 at St. Louis...Recorded first NHL point (assist) on Feb. 20 vs. Phoenix...Scored first NHL goal and added two assists on Feb. 24 vs. Philadelphia...**1997-98:** Set Miami-Ohio (CCHA) record for most career assists by a defenseman (107)...Ranks among school's all-time leaders

CAREER VS. NHL

TEAM	GP	G	A	PTS	PIM
ANA	7	0	2	2	6
ATL	37	9	11	20	22
BOS	26	5	10	15	22
BUF	29	1	8	9	16
CGY	5	1	2	3	4
CAR	36	4	20	24	12
CHI	5	0	1	1	2
COL	8	1	3	4	4
CBJ	6	0	2	2	4
DAL	5	0	2	2	6
DET	6	1	2	3	4
EDM	7	0	3	3	5
FLA	33	5	19	24	38
LA	8	0	1	1	4
MIN	7	3	2	5	6
MTL	24	1	10	11	22
NAS	8	4	5	9	4
NJ	26	1	8	9	25
NYI	27	3	8	11	6
NYR	26	6	14	20	16
OTT	25	6	9	15	6
PHI	27	7	16	23	22
PHO	8	0	2	2	2
PIT	26	4	7	11	16
SJ	9	0	5	5	6
STL	10	1	5	6	16
TB	6	1	0	1	0
TOR	25	4	10	14	18
VAN	6	1	6	7	4
WAS	45	7	23	30	20
TOTALS	523	76	216	292	338

in assists (second), points (ninth) and game-winning goals (seventh)...NCAA West First Team All-American...Finalist for Hobey Baker Award as top U.S. collegian...First Team All-CCHA...Named CCHA's Best Offensive Defenseman...Tied for team lead in scoring...Led team in plus/minus (plus-7)...Highest-scoring defenseman in CCHA...**1996-97:** NCAA West First Team All-American...Named First Team All-CCHA...Led Miami in assists while finishing second in points...**1995-96:** Posted 27 points (7-20=27) in

36 games with Miami...**1994-95:** Named to CCHA All-Rookie Team.

Personal: Known as "Boyer" and "Hedgehog"... Favorites: "Vanilla Sky" (movie); Faith No More (musicians); "Family Guy" (television show); Pam Anderson (actress); Pittsburgh Steelers (professional sports team); Cabo San Lucas (vacation spot); Aldo's (Bay Area restaurant); Philadelphia Flyers (NHL team while growing up); golfer Mike Weir (professional athlete — "I like golf and he's Canadian"); TMZ.com (web site); Indian (food)...Would've like to have met John F. Kennedy...Speaks French and English...Best part about growing up in Ottawa: the outdoor rinks in winter...Non-sports idol is Conan O'Brien ("The funniest guy out there")... Likes to play golf and attend concerts...If he wasn't in hockey, he'd be a lead singer in a band...His memorable hockey moment: winning the 2004 Stanley Cup with Tampa Bay...Hockey idol is Rick Tocchet...Hates slow drivers... Started skating when he was six and playing hockey when he was seven.

PLAYERS



CAREER STATISTICS

Season	Club	League	GP	G	A	PTS	PIM	GP	G	A	PTS	PIM
1994-95	Miami U. (Ohio)	NCAA	35	8	18	26	24	-	-	-	-	-
1995-96	Miami U. (Ohio)	NCAA	36	7	20	27	70	-	-	-	-	-
1996-97	Miami U. (Ohio)	NCAA	40	11	43	54	52	-	-	-	-	-
1997-98	Miami U. (Ohio)	NCAA	37	14	26	40	58	-	-	-	-	-
1998-99	Cincinnati	IHL	8	0	3	3	20	5	0	1	1	4
	Florida	NHL	22	3	5	8	6	-	-	-	-	-
1999-00	Kentucky	AHL	53	8	34	42	87	12	3	5	8	16
	Louisville	AHL	58	14	38	52	75	4	0	2	2	8
2000-01	Florida	NHL	13	0	3	3	4	-	-	-	-	-
	Louisville	AHL	6	0	5	5	12	-	-	-	-	-
2001-02	Florida	NHL	69	4	18	22	28	-	-	-	-	-
	Tampa Bay	NHL	25	3	3	6	12	-	-	-	-	-
2002-03	Tampa Bay	NHL	41	5	15	20	27	-	-	-	-	-
	Tampa Bay	NHL	77	13	40	53	44	11	0	7	7	6
2003-04	Tampa Bay	NHL	78	9	30	39	60	23	2	8	10	16
	Djurgardens	SEL	32	9	9	18	47	12	2	3	5	26
2005-06	Tampa Bay	NHL	79	15	38	53	38	5	1	3	4	6
2006-07	Tampa Bay	NHL	82	20	43	63	62	6	0	1	1	2
2007-08	Tampa Bay	NHL	37	4	21	25	57	-	-	-	-	-
NHL Totals			523	76	216	292	338	45	3	19	22	30

Signed by Florida as a free agent on March 30, 1998. Acquired by Tampa Bay from Florida in exchange for a fifth round selection in the 2003 NHL Entry Draft on Jan. 7, 2002. Acquired by San Jose along with Brad Lukowich from Tampa Bay in exchange for Matt Carle, Ty Wishart, a first round selection in the 2009 NHL Entry Draft and a fourth round selection in the 2010 NHL Entry Draft on July 4, 2008.



JONATHAN CHEECHOO

Shoots: Right
Born: 7/15/80 in Moose Factory, Ontario
Hometown: San Jose, California

Height/Weight: 6-foot-1, 200 pounds

Selected by San Jose in the 1998 NHL Entry Draft (2nd Round, 29th overall).

14

RIGHT WING

NHL CAREER HIGHLIGHTS

First NHL game — Oct. 10, 2002 vs. Detroit
First NHL goal — Oct. 24, 2002 at Nashville (Tomas Vokoun)
First NHL assist — Dec. 23, 2002 at Boston
Most points, game — 5, April 15, 2006 vs. Anaheim
Most goals, game — 3, 9 times, most recent, Feb. 9, 2008 vs. Nashville
Most assists, game — 3, Feb. 13, 2007 at St. Louis
Most consecutive games, point — 12, Dec. 26, 2005 at Los Angeles through Jan. 24, 2006 vs. Los Angeles
Most consecutive games, goal — 4, 3 times, most recent, Feb. 20, 2008 at New Jersey through Feb. 27, 2008 vs. Columbus
Most consecutive games, assist — 4, 2 times, most recent, Jan. 11, 2007 at Los Angeles through Jan. 18, 2007 vs. Phoenix
Most consecutive games played — 140, Jan. 15, 2004 - Nov. 15, 2006 at Colorado
Best plus/minus — +4, March 22, 2007 at Atlanta
Hat Tricks — 9, 3 in 2006-07, 5 in 2005-06, 1 in 2007-08
100th NHL goal — Nov. 9, 2006 at Los Angeles
100th NHL assist — Dec. 3, 2007 at Colorado
200th NHL point — Feb. 21, 2007 at Washington
300th NHL game — March 27, 2007 vs. Los Angeles
Maurice "Rocket" Richard Trophy — 2005-06
Seagate Technology "Sharks Player of the Month"
 — February 2008, January 2006, November 2005, March 2004
All-Star Game — 2007 (voted to starting lineup)
NHL YoungStars Game — 2004
PlayStation "Sharks Three Stars of the Year" Award
 — 2005-06
NHL Offensive Player of the Week — April 10-16, 2006 (co-winner), March 19-25, 2006 (NHL Second Star)

2007-08: Had 19 points and 108 shots in his last 22 games (12-7=19)...Second on team in shots (220) and third in goals (23)...Second on team in power play goals (10)...Missed six games due to injury March 25-April 3 (upper body soreness)...Three-game goal streak (3-2=5) from March 3-7...Named February Seagate Technology "Sharks Player of the Month"...Registered first hat trick, ninth of his career, and four points (3-1=4) on Feb. 9 vs. Nashville...Posted his first two-goal game on Jan. 24 vs. St. Louis...Returned to the lineup on Dec. 26 after missing seven games (groin strain)...Earned 100th assist at Colorado

on Dec. 3...Registered his first multi-point game (1-1=2) on Oct. 15 at Vancouver...**Playoffs:** His assist in Game 5 of the WCSF vs. Dallas on May 2 tied him for third (33) on the all-time Sharks playoff points list with Mike Ricci...Assisted on Thornton's goal to start the scoring in Game 7 of the WCQF vs. Calgary on April 22...Scored two goals just 3:30 apart (including the game-winner) in Game 5 of the WCQF vs. Calgary on April 17...Scored the game-tying goal with 4:56 remaining in Game 4 of the WCQF at Calgary on April 15...Had an assist in Game 3 of the WCQF at Calgary on April 13.

Career 2006-07: T-14th in the League and led the Sharks in goals...His eight hat tricks over the last two seasons equals the highest two-season totals since 1991...Others with eight hat tricks over two seasons since then: Pavel Bure (1999-01), Mario Lemieux (1995-97), Brett Hull (1991-93) and Alexander Mogilny (1991-93 and 1992-94)...Became the second Shark (Marleau, 2006-07) to post consecutive 30-plus goal seasons...Named NHL Second Star of the Week on March 26 as he led all NHL goal scorers and tied for the League scoring lead, recording eight points (six goals, two assists) in three road games...Recorded his seventh hat trick in the Sharks 5-1 victory on March 22 at Atlanta...Posted his 200th point at Washington on Feb. 21...Voted to the starting lineup for the 2007 NHL All-Star Game and assisted on Marleau's goal...Scored in the shootout competition against Montreal's Cristobal Huet at the NHL SuperSkills Competition...Tied his career high four-game assist streak (2-4=6) Jan. 11-18 (previously Oct. 26-Nov. 2, 2005)...Activated from injured reserve on Dec. 2...Missed six games (Nov. 18-29) with a leg injury...Had appeared in 140 consecutive games (Jan. 15, 2004-Nov. 15, 2006), ninth-best in franchise history...Two goals at Los Angeles on Nov. 9 gave him 100 for his career...Picked up his sixth career hat trick (natural) on Oct. 12 at Edmonton...Made history by being one of three players to register a natural hat trick on Oct. 12, marking the first time that three players accomplished the feat on the same night (along with Edmonton's Ryan Smyth and New Jersey's

CAREER VS. NHL

TEAM	GP	G	A	PTS	PIM
ANA	29	17	6	23	24
ATL	4	4	2	6	2
BOS	5	2	3	5	0
BUF	4	3	0	3	0
CGY	20	5	8	13	10
CAR	4	4	1	5	19
CHI	20	8	5	13	8
COL	20	5	5	10	10
CBJ	19	8	6	14	27
DAL	32	10	6	16	14
DET	20	7	7	14	10
EDM	20	5	7	12	14
FLA	4	2	1	3	0
LA	31	19	9	28	12
MIN	18	4	4	8	8
MTL	5	2	2	4	6
NSH	17	9	6	15	8
NJ	3	1	0	1	4
NYI	4	2	0	2	6
NYR	4	1	0	1	2
OTT	4	1	1	2	0
PHI	4	3	2	5	2
PHO	30	14	9	23	12
PIT	4	1	1	2	17
SJ	---	---	---	---	---
STL	18	8	9	17	4
TB	4	0	2	2	4
TOR	4	1	1	2	2
VAN	19	5	5	10	14
WAS	4	2	1	3	6
TOTAL	374	153	109	262	245



PLAYERS

Brian Gionta). It also marked only the third time in NHL history that two players in the same game did it. The previous two instances were more than 87 years ago, in the League's first two seasons. Ottawa's Cy Denneny and Frank Nighbor did it in the original Senators 9-3 win over Toronto on March 6, 1918, and the Canadiens Didier Pitre and Ottawa's Jack Darragh did so in Montreal's 10-6 win over the Senators on Jan. 16, 1919. Denneny, Nighbor, Pitre and Darragh are all enshrinees in the Hockey Hall of Fame...**Playoffs:** Recorded game-winning goal on April 30 vs. Detroit in WCSF Game 3...T-3rd on the team in assists...Scored first goal of the Playoffs on April 28 at Detroit in WCSF Game 2...**2005-06:** Became the first Shark to win the Maurice "Rocket" Richard Trophy, awarded to the NHL's annual goal-scoring leader...Led NHL in game-winning goals (11 — Sharks record), home-ice goals (31) and divisional goals (29) and T-2nd in power play goals (24 — Sharks record)...Received the PlayStation "Sharks Three Stars of the Year" Award...Named the Seagate Technology "Sharks Player of the Month" for November and January...First player to record five or more hat tricks in one season since Mario Lemieux had six in 1995-96...Named co-winner (with Thornton) of the NHL Offensive Player of the Week Award for April 10-16, recording 11 points (7-4=11) in four games...Recorded his fifth hat trick of the season and set a career high in points (five) vs. Anaheim on April 15...Became the first Shark and the second-ever aboriginal player (Reggie Leach of Philadelphia, twice) to score 50 goals in a season with his first goal at Phoenix on April 10...Set the Sharks franchise record for game-winning goals in a season with his goal at Phoenix on April 10 (surpassed his own record of nine set in 2003-04)...Broke Owen Nolan's team mark for most shots in a single season (317 — led Sharks)...Recorded 78 points (49-29=78) in the last 58 games from Dec. 1-April 17...Second on team in plus/minus (plus-23) and among forwards in ice time (19:57)...Also second on the team, first among forwards in hits (120)...T-1st on team with 28 multi-point games...Broke Nolan's franchise's record for goals in a season (45) with two on March 25 at Minnesota...Scored his 19th PP goal of the season against Anaheim on March 7, surpassing Nolan's franchise record (18 — 1999-00)...Tied a franchise record with his 12-game point streak (10-9=19) that included six multi-point games (Dec. 26 at L.A.-Jan. 24 vs. L.A.)...Registered first hat trick on Dec. 20 against Anaheim, including converting his second career penalty shot...**Playoffs:** T-2nd on Sharks in points and second in goals...Registered at least one point in four consecutive games (2-3=5) from May 8-14...Recorded two points (1-1=2) in Game Four of the WCSF at Edmonton on May 12...Registered three power play points (1-2=3), all in the first period including the game-winning goal, at Nashville in Game 2 of the WCQF on April 23...**2004-05:** Joined HV71 (Swedish Elite) in late December...Scored two goals in his HV71 debut on Dec. 28...T-11th on team in goals (five) despite playing in less than half of the team's games (20)...**2003-04:**



Posted then-career highs in points (T-3rd on Sharks in scoring), goals (shared team lead with Marleau) and assists...T-4th overall in NHL and led Sharks with nine GW goals...Named Seagate Technology "Sharks Player of the Month" for March...Recorded seven multi-goal games (the first multi-goal games of career)...Scored on his first NHL penalty shot (17th goal on the season) on Feb. 23 vs. Columbus in 4-2 win (Pascal LeClaire)...Posted four assists for Western Conference at the NHL YoungStars Game on Feb. 7...Selected to participate in the Willie O'Ree NHL Diversity street hockey clinic...**Playoffs:** Third on team in scoring and assists, fourth in goals...Scored highlight reel, stick between-the-legs goal against Colorado in Game Two of WCSF at HP Pavilion...**2002-03:** Registered first career multi-point game (1-1=2), including scoring the game-tying goal, Dec. 28 vs. Chicago...Posted first NHL assist on Jim Fahey's first NHL goal Dec. 23 at Boston...Scored first NHL goal (also the game-winning tally) Oct. 24 at Nashville...Played in first NHL game Oct. 10 vs. Detroit...**2001-02:** Finished AHL season T-4th on Cleveland in goals and fifth in points...Voted as starter for the Canadian All-Star Team at the AHL All-Star Game, his second consecutive selection...Named Sher-Wood AHL Player of the Week Dec. 16...**2000-01:** Recalled to San Jose April 16...Selected to 2001 AHL All-Rookie Team in his first professional season...Fifth on Kentucky in scoring, T-2nd in goals...Among AHL rookies: T-5th in scoring and second in goals...Selected to the Canadian All-Star team for the AHL All-Star Game...Named AHL Rookie of the Month for January after scoring 16 points (10-6=16) in 11 games...His jersey was presented to the Hockey Hall of Fame as the only member of the Moose Cree First Nations to sign an NHL contract...**1999-00:** Fourth in the OHL in goals and fifth in points while leading Belleville and setting personal bests in both categories...Led Belleville in power play goals (13) and finished second in assists...Selected to play for Team East in OHL All-Star Game...**1998-99:** Finished second on club in assists and third in scoring...**Playoffs:** Led Belleville to OHL Championship and skated in the Memorial Cup...Scored five goals in Game 7 of OHL Championship Game...**1997-98:** Drafted in the second round (29th overall) in 1998 NHL Entry Draft...Third on Belleville in goals (31), assists (45) and points (76)...Second among OHL rookies in scoring...Named to OHL All-Rookie Team.

Personal: "Cheech" will be depicted in a figurine as part of McFarlane Toys NHL Hockey Series 20, which will be released in November...Other Sharks to have been featured in the McFarlane series include Nabokov (2002) and Thornton (2006)...Favorites: Tim McGraw (musician); "Remember The Titans" (movie); "Entourage" (television show); Matt Damon and Jessica Alba (actor and actress); Oakland Athletics (professional sports team — threw out the first pitch at a game in 2006); Hawaii (vacation spot); Michael Jordan (professional athlete); mlb.com (web site); "Madden '09" (video game); moose (food); my grandparent's house (hometown hangout)...Likes to fish, play golf and hunt away from the rink...If he wasn't in hockey, he'd be an elementary school teacher...Hockey idol is Jari Kurri...

THE CHEECHOO TRAIN

Jonathan Cheechoo has scored the third-most goals among those players who've entered the National Hockey League since 2002-03.

RANK	PLAYER/TEAM	GP	GOALS
1	Alexander Ovechkin/Washington	245	163
2	Rick Nash/Columbus	363	154
3	Jonathan Cheechoo/San Jose	374	153
4	Henrik Zetterberg/Detroit	355	152
5	Eric Staal/Carolina	325	123
6	Alexander Frolov/Los Angeles	378	117
7	Jason Spezza/Ottawa	322	116
8	Thomas Vanek/Buffalo	245	104
9	Nathan Horton/Florida	289	100
10	Michael Ryder/Montreal	314	99

Memorable Sharks/NHL moment is his first game...Describes himself as motivated with a strong work ethic...Best part about growing up in his hometown: having a rink in the backyard...Non-sports idol is his father (Mervin — "I respect the way he lives his life")...Started skating when he was two and playing hockey when he was four.



CAREER STATISTICS

PLAYOFFS

Season	Club	League	GP	G	A	PTS	PIM	GP	G	A	PTS	PIM
1997-98	Belleville	OHL	64	31	45	76	62	10	4	2	6	10
1998-99	Belleville	OHL	63	35	47	82	74	21	15	15	30	27
1999-00	Belleville	OHL	66	45	46	91	102	16	5	12	17	16
2000-01	Kentucky	AHL	75	32	34	66	63	3	0	0	0	0
2001-02	Cleveland	AHL	53	21	25	46	54	-	-	-	-	-
2002-03	Cleveland	AHL	9	3	4	7	16	-	-	-	-	-
	San Jose	NHL	66	9	7	16	39	-	-	-	-	-
2003-04	San Jose	NHL	81	28	19	47	33	17	4	6	10	10
2004-05	HV71	Sweden	20	5	0	5	10	-	-	-	-	-
2005-06	San Jose	NHL	82	56*	37	93	58	11	4	5	9	8
2006-07	San Jose	NHL	76	37	32	69	69	11	3	3	6	6
2007-08	San Jose	NHL	69	23	14	37	46	13	4	4	8	4
	Sharks/NHL Totals		374	153	109	262	245	52	15	18	33	28

* — Led NHL

Selected by San Jose in the 1998 NHL Entry Draft (2nd round, 29th overall).



RYANE CLOWE

Shoots: Left

Height/Weight: 6-foot-2, 225 pounds

Born: 9/30/82 in Fermeuse, Newfoundland

Hometown: St. John's Newfoundland

Selected by San Jose in the 2001 NHL Entry Draft (6th round, 175th overall).

LEFT WING

NHL CAREER HIGHLIGHTS

First NHL game — Oct. 5, 2005 at Nashville

First NHL goal — Oct. 29, 2006 at Tampa Bay (Marc Denis)

First NHL assist — Oct. 8, 2005 at St. Louis

Most points, game — 3, 5 times, most recent, Feb. 7, 2007 at Anaheim

Most assists, game — 3, 2 times, most recent, Feb. 7, 2007 at Anaheim

Most consecutive games, point — 6, Jan. 30, 2007 vs. Dallas through Feb. 13, 2007 at St. Louis

Most consecutive games, goal — 2, 3 times, most recent, March 4, 2007 at Dallas through March 6, 2007 at Minnesota

Most consecutive games, assist — 5, Jan. 30, 2007 vs. Dallas through Feb. 7, 2007 at Anaheim

Most consecutive games played — 42, Jan 4, 2007 vs. Detroit through present

Best plus/minus — +3, 2 times, most recent, Jan. 16, 2007 vs. Phoenix

NHL Rookie of the Month — January 2007

2007-08: Had two points (0-2=2) in his first two games back from Injured Reserve...Appeared in his first game after missing 67 due to knee injury on March 30 vs. Phoenix and assisted on Thornton's goal just 14 seconds into the game...Was named No. 2 star of the game with an assist and a game-high six hits...Activated from IR (knee) on March 27...Placed on IR after hurting knee on Oct. 28 at Columbus...Scored first goal in San Jose's 4-1 win at Calgary on Oct. 22...Posted an assist, 12 PIMs and a plus-2 on Oct. 15 at Vancouver...Scored two goals on Oct. 7 at Colorado...Led the team with four hits on Oct. 5 at Vancouver...**Playoffs:** 10th in NHL in hits (40)...Tied for team lead in goals (five)...Registered a goal and an assist in the first period in Game 3 of WCQF at Calgary on April 13...Scored two goals and led the team with eight shots and seven hits in Game 1 of the WCQF vs. Calgary on April 9.

Career 2006-07: Posted five, three-point games...T-9th among League rookies in goals, T-11th in power play goals (four), T-7th in game-winning goals (three) and 10th in points...Third in shot percentage among all NHL rookies (17.2)...Among League rookies: T-12th in hits (82), 10th in PIM and T-15th in takeaways (26)...


Second on the team in PIM and fighting majors (eight)...Posted a career-high six game point streak (0-7=7) Jan. 30 vs. Dallas - Feb. 13 at St. Louis...Named NHL Rookie of the Month for January after leading all League rookies with nine goals (9-7-16) in 11 games and became the first Sharks recipient of the award since Nabokov in Dec. 2000...Established a career-high with three assists at Edmonton on Jan. 26 (matched on Feb. 7, 2007 at Anaheim)...Recorded first hat trick vs. Columbus on Jan. 6...Returned from IR on Oct. 29 at Tampa Bay and notched his first NHL goal...**Playoffs:** Led League rookies in goals (also T-1st on team) and was second in points...T-2nd among League rookies in hits (25) and second in PIM...Recorded a point on both San Jose goals (1-1=2) in Game 3 of the WCSF vs. Detroit on April 30...Scored the game's first goal at Nashville in Game 5 of WCQF on April 20...Posted a goal in consecutive games in Game 3 and Game 4 of WCQF vs. Nashville...Notched the game-winning goal in Game 3 of WCQF at Nashville on April 16...Scored a goal and accumulated 17 PIM in Game 2 of WCQF at Nashville on April 13, including a fighting major against Jordin Tootoo...**2005-06:** Posted five assists in his last three games for Cleveland (AHL)...Compiled his first career multi-point game/assist with two assists at St. Louis on Oct. 8...Earned his first career fighting major against Chicago's Jim Vandermeer on Oct. 7...Made NHL regular season debut at Nashville on Oct. 5...**Playoffs:** Made first postseason appearance in Game Four of the WCSF at Edmonton on May 12...**2004-05:** Cleveland's Most Valuable Player led Barons in goals, assists, points, plus/minus (plus-19), first goals (nine), multi-point games (16), power play goals (14) and power play points (23)...Registered a "Gordie Howe Hat Trick" (a goal, an assist and a fighting major) on Oct. 16 vs. Manitoba...Earned "CCM Vector/AHL Player of the Week" for the period ending Feb. 13 by recording six points (2-4=6) and plus-5 rating in two games...Converted his first professional penalty shot attempt against Tom Askey at Rochester on Feb. 18...Led the American Hockey League in scoring for February with 15 points in 11 games (7-8=15)...

CAREER VS. NHL

TEAM	GP	G	A	PTS	PIM
ANA	7	0	4	4	7
ATL	1	0	0	0	0
BOS	1	0	0	0	0
BUF	---	---	---	---	---
CGY	5	1	1	2	6
CAR	1	0	0	0	4
CHI	7	0	1	1	11
COL	3	2	0	2	5
CBJ	5	4	1	5	4
DAL	7	1	3	4	9
DET	4	2	1	3	0
EDM	5	0	4	4	12
FLA	1	0	0	0	5
LA	10	1	1	2	7
MIN	4	1	0	1	0
MTL	---	---	---	---	---
NSH	6	0	0	0	4
NJ	1	0	0	0	0
NYI	---	---	---	---	---
NYR	---	---	---	---	---
OTT	---	---	---	---	---
PHI	1	1	1	2	0
PHO	8	3	4	7	4
PIT	1	0	0	0	2
SJ	---	---	---	---	---
STL	4	2	2	4	5
TB	1	1	0	1	2
TOR	1	0	0	0	0
VAN	6	0	2	2	22
WAS	1	0	0	0	0
TOTALS	91	19	25	44	109

Registered his team leading 15th multi-point game of the season (two assists) against St. John's on April 2...**2003-04:** 12th among all AHL rookie scorers and fourth in assists...Fifth on team in scoring and was fourth in assists, plus/minus (plus-15) and PIM...**Playoffs:** T-2nd on team in goals and seventh in scoring...Scored game-winning, series-clinching goal vs. Toronto in opening round...**2002-03:** Appeared in 60 games with two teams...Set QMJHL career highs in assists and points...Posted 48 points (18-30=48) in 43 games with Montreal after being acquired from Rimouski on Nov. 21...**Playoffs:** T-2nd on team in points and assists...T-1st on team in power play goals (three)...**2001-02:** Third on team in points in first full QMJHL season...Also fourth on the Oceanic in goals and assists...Led club in game-winning goals (eight)...T-4th on Rimouski in power play goals (10)...**2000-01:** Finished season with Rimouski following promotion from Tier II juniors...Led club in playoff goal scoring with eight in 11 postseason games.

Personal: "Clowe-dog" lists as his favorites: Our Lady Peace and The Tragically Hip (musicians); "The Fugitive" (movie); "The Sopranos" (television show); Tommy Lee Jones and Robert DeNiro (actors); Montreal Canadiens (NHL team while growing up); Toronto Blue Jays (professional sports team); Forbes Mill (San Jose area restaurant); Cabo San Lucas (vacation spot); New York Yankees infielder Alex Rodriguez (professional athlete); ebay.com (web site); steak and codfish (food)...Likes to play golf away from the ice...If he wasn't in hockey, he'd be teaching, coaching or working with his father on his fishing boat...Hockey idol is Eric Lindros...His memorable Sharks/NHL moment is his first NHL goal and his first NHL hat trick...Calls himself loyal, very motivated and laid back...Pet peeve is being conceited...Affiliated with Garth Brooks' Teammates For Kids...Three wishes: good health for friends and family, win the Stanley Cup and have a long career...Non-sports idols are his mother and father ("They sacrificed so much for me")...Started skating and playing hockey when he was five.



CAREER STATISTICS

Season	Club	League	GP	G	A	PTS	PIM
2001-02	Rimouski	QMJHL	53	28	45	73	120
2002-03	Rimouski	QMJHL	17	8	19	27	44
	Montreal	QMJHL	43	18	30	48	60
2003-04	Cleveland	AHL	72	11	29	40	97
2004-05	Cleveland	AHL	74	27	35	62	101
2005-06	San Jose	NHL	18	0	2	2	9
	Cleveland	AHL	35	13	21	34	35
2006-07	San Jose	NHL	58	16	18	34	78
2007-08	San Jose	NHL	15	3	5	8	22
	Sharks/NHL Totals		91	19	25	44	109

PLAYOFFS

GP	G	A	PTS	PIM
7	1	6	7	2
-	-	-	-	-
7	3	7	10	6
8	3	1	4	9
-	-	-	-	-
1	0	0	0	0
-	-	-	-	-
11	4	2	6	17
13	5	4	9	12
25	9	6	15	29

Selected by San Jose in the 2001 NHL Entry Draft (6th round, 175th overall).



CHRISTIAN EHRHOFF

(AVR-hahf)

Shoots: Left
Born: 7/6/82 in Moers, Germany
Hometown: Krefeld, Germany

Height/Weight: 6-foot-2, 205 pounds

Selected by San Jose in the 2001 NHL Entry Draft (4th round, 106th overall).

DEFENSE

NHL CAREER HIGHLIGHTS

First NHL game — Oct. 9, 2003 at Edmonton
First NHL goal — Nov. 26, 2003 vs. Chicago (Michael Leighton)
First NHL assist — Nov. 15, 2003 vs. Toronto
Most points, game — 3, March 27, 2007 vs. Los Angeles
Most goals, game — 1, 17 times, most recent, Jan. 22, 2008 vs. Chicago
Most assists, game — 3, March 27, 2007 vs. Los Angeles
Most consecutive games, point — 5, Feb. 6, 2006 vs. Calgary through Feb. 28, 2006 vs. Detroit
Most consecutive games, goal — 2, 2 times, most recent, Jan. 4, 2007 vs. Detroit through Jan. 6, 2007 vs. Columbus
Most consecutive games, assist — 5, Feb. 6, 2006 vs. Calgary through Feb. 28, 2006 vs. Detroit
Most consecutive games — 127, Feb. 2, 2006 vs. Minnesota through Nov. 2, 2007 vs. Los Angeles
Best plus/minus — +5, March 21, 2006 at St. Louis
100th NHL game — April 9, 2005 vs. Dallas
200th NHL game — Nov. 2, 2007 vs. Los Angeles
Olympics — Team Germany (2002, 2006)
World Cup — Team Germany (2004)
World Championships — Team Germany (2003, 2005)
NHL YoungStars Game — 2004
Gordie Howe Hat Trick — Jan. 6, 2007 vs. Columbus

2007-08: Led team in blocked shots (108), third among defensemen in points and T-6th in assists...A plus-8 in his last 17 games... Established a career-high in single game time on ice by playing 29:30 vs. Chicago on Feb. 2...Snapped 48 game goal-less streak with first goal of the season, a power play game-winner, vs. Chicago on Jan. 22...Took his first career penalty shot attempt on Dec. 28 at St. Louis against Manny Legace (unsuccessful)...Posted two assists at Phoenix on Nov. 15...Had his consecutive games streak snapped at 127 on Nov. 3 at Los Angeles — the fourth longest streak among defensemen in team history... Played in his 200th NHL game on Nov. 2 vs. Los Angeles...Recorded six assists in eight games from Oct. 5-22...**Playoffs:** Registered his second two-assist game of the playoffs in Game 5 of the WCSF vs. Dallas on May 2...Had two assists and a plus-3 in Game 7 of the WCQF vs. Calgary on April 22...Recorded first point of the postseason

in Game 5 of the WCQF vs. Calgary on April 17... Made series debut and was a plus-1 in Game 4 of the WCQF at Calgary on April 15...Missed the first three games of the WCQF vs. Calgary due to lower body injury.

Career 2006-07: Second among Sharks defensemen in points...One of only three German defensemen in the NHL (Ottawa's Christoph Schubert and Carolina's Dennis Seidenberg)...Set a single-game career high in points and assists with three assists vs. Los Angeles on March 27... Tied his career-high and 2005-06 season total of five goals (64 games) in the team's 17th game...**Playoffs:** He and Schubert were the only two German defensemen in the League that participated in the Playoffs...**2005-06:** Scored the game-winning, overtime, playoff-clinching goal at Vancouver on April 12 in a 5-4 win...Finished T-3rd among team defensemen in points...Tied a Sharks franchise high with 10 shots on net against Nashville on March 11 (originally set by Viktor Kozlov on Oct. 1, 1997 vs. Edmonton)...**Olympics:** Registered two points in five games for Germany...**Playoffs:** T-8th among League defensemen in goals and T-9th in points and assists...Scored the game-winning goal in Game One of the WCSF vs. Edmonton on May 7...Posted three assists in Game Three of the WCQF vs. Nashville on April 25...**2004-05:** Earned an assist for PlanetUSA at the 2005 Dodge AHL All-Star Game...Led the Barons, and all AHL defensemen, in shots on goal (237)...Led all Barons defensemen in goals, power play goals (seven), assists and points...**Other:** Member of Team Germany's 2005 World Championships team...**2003-04:** Played for NHL YoungStars West team at NHL All-Star Weekend...Recorded goal, led team in ice time (16:12) and finished first overall in plus/minus (plus-4)...Scored first NHL goal (game-winner) and added assist on Nov. 26 vs. Chicago...Picked up first NHL point (assist) on Marleau's goal Nov. 15 vs. Toronto...Made NHL debut on Oct. 9 at Edmonton...**Playoffs:** T-4th among all AHL defensemen scorers...Second on team in scoring and assists, T-1st in PP goals (two)...Led Barons in shots (36)...**World Cup of Hockey:** Played in four games for Team Germany...**2002-03:** Appeared in all seven games

CAREER VS. NHL


TEAM	GP	G	A	PTS	PIM
ANA	25	2	5	7	18
ATL	3	0	1	1	2
BOS	1	0	1	1	0
BUF	3	0	1	1	2
C6Y	14	1	3	4	6
CAR	2	0	1	1	2
CHI	13	2	5	7	6
COL	15	0	3	3	8
CBJ	13	2	5	7	17
DAL	23	0	7	7	16
DET	13	2	6	8	20
EDM	13	0	3	3	8
FLA	3	1	1	2	2
LA	20	2	5	7	16
MIN	14	0	5	5	12
MTL	3	0	1	1	2
NSH	15	1	4	5	10
NJ	2	0	0	0	0
NYI	2	1	0	1	2
NYR	3	0	0	0	0
OTT	2	0	0	0	2
PHI	2	0	0	0	0
PHO	23	1	7	8	14
PIT	3	0	1	1	4
SJ	---	---	---	---	---
STL	14	0	2	2	6
TB	1	0	0	0	0
TOR	3	0	1	1	0
VAN	14	2	5	7	6
WAS	2	0	0	0	0
TOTALS	264	17	73	90	181

for Team Germany at the World Championships and led all team defensemen and T-1st overall in shots (21)...Helped Germany to quarterfinal berth in tournament...Second among Krefeld (German Elite League) defensemen in scoring, led in goals and fifth in points...Led team in plus/minus (plus-14)...Appeared in Deutschland Cup and Swiss Cup...**Playoffs:** Helped club capture DEL Championship...T-1st among team defensemen in goals (three)...**2001-02:** Led all defensemen in scoring at the Group 1 World Junior Tournament, helping Germany win and secure a berth in the following year's World Junior Championships...**Olympics:** Helped Germany reach the medal round...Youngest

player to participate in the 2002 Winter Olympics...**2000-01:** Posted 14 points (3-11=14) in 58 games with Krefeld...**1999-00:** Registered a goal and six PIM in nine games with Krefeld.

Personal: "Iceman" lists as his favorites: Justin Timberlake (musician); "Wedding Crashers" (movie); "Entourage" (television show); Jessica Alba (actress); Aldo's (San Jose area restaurant); Hawaii (vacation spot); Tiger Woods (professional athlete); ehrhoff.com (his own) and tsn.ca (web sites); "Anything my wife cooks" (food); "A beer garden near my house" (hometown hangout); "SoCom 3" (video game)...Hockey idol is Wayne Gretzky...Puts his right side on first...Memorable Sharks/NHL moment: first game...Non-sports idol is his father, who successfully battled Hodgkin's Disease ("He's a strong person")...Three wishes: Stanley Cup times three...Speaks English and German...Wore No. 44 from 2003-06...If he could meet someone in history, would like to meet Jesus Christ...Best part about growing up in Germany: family...If he wasn't in hockey, he'd be doing something with cars...Likes to play golf and go to movies away from the ice...Started skating and playing hockey when he was six.

PLAYERS



CAREER STATISTICS

Season	Club	League	GP	G	A	PTS	PIM
1999-00	Krefeld	Germany	9	1	0	1	6
2000-01	Krefeld	Germany	58	3	11	14	73
2001-02	Krefeld	Germany	46	7	17	24	81
	Germany	WJC, Div. 1	5	3	7	10	10
	Germany	Olympics	7	0	0	0	8
2002-03	Krefeld	Germany	48	10	17	27	54
	Germany	World Champ.	7	0	0	0	8
2003-04	San Jose	NHL	41	1	11	12	14
	Cleveland	AHL	27	4	10	14	43
	Germany	World Cup	4	0	0	0	2
2004-05	Cleveland	AHL	79	12	23	35	103
	Germany	World Champ.	6	0	1	1	4
2005-06	San Jose	NHL	64	5	18	23	32
	Germany	Olympics	5	1	1	2	4
2006-07	San Jose	NHL	82	10	23	33	63
2007-08	San Jose	NHL	77	1	21	22	72
	Sharks/NHL Totals		264	17	73	90	181

Selected by San Jose in the 2001 NHL Entry Draft (4th round, 106th overall).

PLAYOFFS

GP	G	A	PTS	PIM
3	0	0	0	0
-	-	-	-	-
3	0	0	0	0
-	-	-	-	-
-	-	-	-	-
14	3	6	9	24
-	-	-	-	-
-	-	-	-	-
-	-	-	-	-
9	2	6	8	11
-	-	-	-	-
-	-	-	-	-
11	2	6	8	18
-	-	-	-	-
11	0	2	2	6
10	0	5	5	14
32	2	13	15	38



MARCEL GOC

(GAHTCH)

Shoots: Left
Born: 8/24/83 in Calw, Germany
Hometown: Calw, Germany

Height/Weight: 6-foot-1, 200 pounds

Selected by San Jose in the 2001 NHL Entry Draft (1st round, 20th overall).

11

CENTER

NHL CAREER HIGHLIGHTS

First NHL game — Oct. 5, 2005 at Nashville
First NHL goal — Oct. 26, 2005 at Dallas (Marty Turco)
First NHL assist — Oct. 7, 2005 at Chicago
Most points, game — 2, 3 times, most recent, April 4, 2007 at Anaheim
Most goals, game — 1, 18 times, most recent, Feb. 3, 2007 vs. Chicago
Most assists, game — 2, 3 times, most recent, April 4, 2007 at Anaheim
Most consecutive games, point — 3, 2 times, most recent, Nov. 23, 2005 at Calgary through Nov. 26, 2005 vs. Detroit
Most consecutive games, goal — 3, Nov. 2, 2005 vs. Nashville through Nov. 5, 2005 vs. Minnesota
Most consecutive games, assist — 2, 2 times, most recent, Dec. 11, 2007 vs. Minnesota through Dec. 13, 2007 vs. Vancouver
Most consecutive games played — 74, Feb. 8, 2006 vs. Chicago thru Jan. 13, 2007 at Phoenix
Best plus/minus — +3, Nov. 9, 2006 at Los Angeles
Olympics — Team Germany (2002-DNP, 2006)
World Championships — Team Germany (2003, 2005, 2008)
World Cup — Team Germany (2004)

2007-08: Won all seven faceoffs vs. Phoenix on March 30...Played in his 200th game on March 3 vs. Montreal...Posted first goal of the season vs. Anaheim on Dec. 22...Made his first appearance after missing nine games with back spasms on Dec. 11 vs. Minnesota, earning as assist and Game's No. 3 star...Activated from Injured Reserve on Dec. 10...Placed on IR on Nov. 17 (back spasms)...Won seven of nine (72 percent) faceoffs vs. Boston on Oct. 13...**Playoffs:** Made his first appearance in Game 7 of the WCQF vs. Calgary on April 22 and won four out of his five faceoffs...**World Championships:** Had four shots.

Career 2006-07: Won 63.9 percent (106/166) of his faceoffs in the last 16 games, including all eight vs. Vancouver on March 9...Second on team in takeaways (37)...Led team and T-14th in the League in faceoff percentage (55.2) among players with at least 500 faceoffs...One of only eight German skaters to play in the NHL...Tied career high in single-game points/assists (two assists) at Anaheim on April 4 and won 14 of

18 faceoffs...**Playoffs:** Fourth in the League with a 58.5 faceoff percentage...Second among team forwards in blocked shots (nine)...Scored goals in back-to-back games from May 2-5...Earned his first point with an assist on April 20 at Nashville (WCQF Game 5)...**2005-06:** Third among Sharks forwards in blocked shots (35)...Snapped a 50-game goal scoring drought by scoring the game-winning goal at Colorado on April 5...Scored first NHL regular season goal and was unsuccessful on first career penalty shot against Marty Turco at Dallas on Oct. 26 in a 5-4 overtime win...Recorded his first NHL assist and multi-point game (0-2=2) at Chicago on Oct. 7...**Olympics:** Registered one goal, the game-tying goal vs. Italy...**Playoffs:** Won 72 percent of his faceoffs...Registered assist on Mark Smith's series opening goal in Game One of WCQF at Nashville on April 21...**2004-05:** Led Cleveland (AHL) in assists (19) and points (25) on the road...Led the Barons in power play assists (16)...Three short handed goals tied a Barons franchise record for short-handed goals in a season (Mike Craig, 2001-02)...**Other:** Played for Team Germany at 2005 World Championships...**2003-04:** T-16th in AHL among rookie scorers, T-1st in GW goals (five)...**Playoffs:** Recalled to San Jose on April 9...Picked up assist on Smith's game-winning, series-clinching goal in Game 5 of WCQF vs. St. Louis — his first NHL game...Scored the game-winning and series-clinching goal at Colorado in Game 6 of the WCSF — his second NHL game...**World Cup of Hockey:** Had an assist in three games for Team Germany...**2002-03:** Tallied three points (T-4th on team) in seven games for Team Germany at the World Championships, helping country to quarterfinals...First on Germany in faceoff percentage (60 percent)...Helped Adler Mannheim to German Cup Championship win over Koelner Haie...Played for Team Germany at the League All-Star Game and Swiss Cup...Posted three points (1-2=3) for Team Germany at the World Junior Championships...**2001-02:** Second on Team Germany in points, T-1st on team in goals in five games at the Group 1 World Junior Tournament, helping Germany win and secure a berth in the following year's World Junior Championships...Named to German

CAREER VS. NHL

TEAM	GP	G	A	PTS	PIM
ANA	22	2	2	4	2
ATL	2	0	0	0	0
BOS	2	0	0	0	0
BUF	1	0	0	0	4
CGY	9	2	1	3	0
CAR	2	0	0	0	0
CHI	10	1	3	4	2
COL	8	1	2	3	0
CBJ	12	2	1	3	2
DAL	22	1	3	4	8
DET	10	1	1	2	6
EDM	11	1	0	1	2
FLA	2	0	0	0	0
LA	18	1	3	4	4
MIN	11	1	2	3	8
MTL	2	0	0	0	0
NSH	10	2	0	2	2
NJ	2	0	0	0	0
NYI	2	1	0	1	0
NYR	2	0	0	0	0
OTT	2	0	0	0	0
PHI	2	0	1	1	0
PHO	16	0	0	0	6
PIT	2	0	0	0	0
SJ	---	---	---	---	---
STL	10	0	2	2	4
TB	2	0	1	1	2
TOR	2	0	0	0	2
VAN	12	2	2	4	4
WAS	2	0	1	1	0
TOTALS	210	18	25	43	58

Olympic Team, but did not play...**2000-01:** Highest ever German national player selected in the NHL Entry Draft (previous was ex-Sharks forward Marco Sturm, 21st overall in 1996)...Led Schwennigen of Germany's top league in assists and ranked third in scoring...Competed for Team Germany at the World Junior Championships...Competed for Team Germany at the Under-18 World Championships, leading the team in scoring...**1999-00:** Posted three assists in 51 games for Schwennigen as a 16-year-old...Competed for Team Germany at the World Junior Championships.

Personal: "Gocher" lists as his favorites: "Old School" and "The Shawshank Redemption" (movies); "King of Queens" and "Entourage" (television shows); Jennifer Aniston (actress); San Jose Sharks (NHL team); Blowfish Sushi to Die For and Aldo's (San Jose area restaurants); Austria (vacation spot); www.goc-online.com (web site — for him and his brothers Sascha and Nikolai); Spaetzle and gravy and Schnitzel (foods); Tiger Woods (professional athlete)...Speaks English and German...Likes to play golf, soccer and tennis...Wore No. 57 when he made his debut during the 2003-04 Stanley Cup Playoffs...If he wasn't in hockey, he'd be a soccer player...Hockey idol is Wayne Gretzky...Pet peeve is arrogant people...Memorable Sharks/NHL moments: scoring first goal...Best part about growing up in his home area: being able to drive as fast as you want on the Autobahn...Favorite hometown hangout: being at home with family...Three wishes: staying healthy, winning the Stanley Cup and getting a hole-in-one...Started skating when he was three and playing hockey when he was four.



CAREER STATISTICS

PLAYOFFS

Season	Club	League	GP	G	A	PTS	PIM	GP	G	A	PTS	PIM
1999-00	Schwennigen	Germany	51	0	3	3	4	-	-	-	-	-
2000-01	Schwennigen	Germany	58	13	28	41	12	-	-	-	-	-
2001-02	Schwennigen	Germany	45	8	9	17	24	-	-	-	-	-
	Mannheim	Germany	8	0	2	2	0	-	-	-	-	-
	Germany	WJC, Div. 1	5	2	4	6	2	-	-	-	-	-
2002-03	Adler Mannheim	Germany	36	6	14	20	16	8	1	2	3	0
	Germany	World Jrs.	6	1	2	3	2	-	-	-	-	-
	Germany	World Champ.	7	1	2	3	0	-	-	-	-	-
2003-04	San Jose	NHL	-	-	-	-	-	5	1	1	2	0
	Cleveland	AHL	78	16	21	37	24	-	-	-	-	-
	Germany	World Cup	3	0	1	1	4	-	-	-	-	-
2004-05	Cleveland	AHL	76	16	34	50	28	-	-	-	-	-
	Germany	World Champ.	6	2	0	2	0	-	-	-	-	-
	Germany	Olympics	5	1	0	1	0	-	-	-	-	-
2005-06	San Jose	NHL	78	5	8	13	24	11	2	1	3	4
	Germany	NHL	51	5	3	8	12	4	0	0	0	2
2006-07	San Jose	NHL	51	5	3	8	12	4	0	0	0	2
2007-08	San Jose	NHL	51	5	3	8	12	4	0	0	0	2
	Germany	World Champ.	3	0	0	0	0	-	-	-	-	-
Sharks/NHL Totals			210	18	25	43	58	31	3	5	8	6

Selected by San Jose in the 2001 NHL Entry Draft (1st round, 20th overall).



MIKE GRIER

Shoots: Right

Height/Weight: 6-foot-1, 225 pounds

Born: 1/5/75 in Detroit, Michigan

Hometown: Boston, Massachusetts

Signed by San Jose as a free agent on July 3, 2006.

25

RIGHT WING

NHL CAREER HIGHLIGHTS

First NHL game — Oct. 4, 1996 vs. Buffalo (with Edmonton)
First NHL goal — Oct. 26, 1996 vs. Colorado (with Edmonton)
First NHL assist — Oct. 20, 1996 at Calgary (with Edmonton)
Most points, game — 3, 9 times, most recent, Jan. 4, 2007 vs. Detroit (with San Jose)
Most goals, game — 3, March 20, 1999 vs. Vancouver (with Edmonton)
Most assists, game — 3, 4 times, most recent, March 9, 2006 vs. Tampa Bay (with Buffalo)
Most consecutive games, point — 5, Oct. 21-Nov. 2, 1998 (with Edmonton)
Most consecutive games, goal — 3, 4 times, Nov. 19-23, 2002 (with Washington)
Most consecutive games, assist — 3, 5 times, most recent, March 30, 2007 through April 4, 2007 at Anaheim (with San Jose)
500th NHL Game — Jan. 28, 2003 vs. St. Louis (with Washington)
600th NHL Game — March 25, 2006 vs. Boston (with Buffalo)
700th NHL Game — Oct. 19, 2006 vs. Detroit (with San Jose)
800th NHL Game — Dec. 8, 2007 vs. Buffalo (with San Jose)
200th NHL Point — Dec. 27, 2002 vs. New Jersey (with Washington)
300th NHL Point — April 5, 2007 vs. Calgary (with San Jose)
Most consecutive games — 212, Dec. 27, 2000 through Oct. 13, 2003 (with Edmonton/Washington)

2007-08: Finished 14th in the voting for the Frank Selke Trophy (defensive forward)...T-3rd on the team in game-winning goals (four)...T-8th in the League in shorthanded goals (three) and 14th among League forwards in blocked shots (58)...Dating back to 2005-06, nine of his 32 goals (28.1) have been game-winners...Scored third shorthanded goal of the season at St. Louis on March 1...Scored shorthanded goal vs. Edmonton on Feb. 14...Had a goal and an assist on Jan. 29 at Edmonton...Appeared in his 800th game on Dec. 8 vs. Buffalo...Scored game-winning goals in back-to-back games (Dec. 3 at Colorado and Nov. 30 vs. Colorado)...Missed Oct. 27 at Columbus and Oct. 29 at Dallas

due to injury (groin)...Scored his first goal of the season on Oct. 18 vs. Detroit...**Playoffs:** Recorded lone playoff point by assisting on Pavelski's game-winning goal in Game 7 of the WCQF vs. Calgary.

Career 2006-07: T-10th in the NHL and led team with three shorthanded goals (which tied his career high established in 1999-00 and 2000-01)...Scored his 15th goal of the season vs. Chicago on March 13, the most since posting 15 with Washington in 2002-03...Unsuccessful on penalty shot vs. Colorado's Jose Theodore on Dec. 7...**Playoffs:** When San Jose was eliminated, was T-3rd in the League in PIM (27)...Named Game 4's No. 3 star with a team-high five shots on April 18 vs. Nashville in WCQF...Named Game 3's No. 1 star by posting seven shots on net, four hits and two takeaways in just 13:08 on April 16 vs. Nashville in WCQF...**2005-06:** Set career high and finished T-4th on the Sabres with four game-winning goals...**Playoffs:** Set Sabres record by scoring 35 seconds into Game 1 of ECQF at Ottawa on May 5...Had four points (1-3=4) and was a plus-4 at Philadelphia in Game 6 of ECQF on May 2...**2004-05:** Did not play...**2003-04:** Made Buffalo debut at Washington on March 10 and tied a career high with three points (1-2=3)...Scored goal (100th) at Carolina on Jan. 29...**2002-03:** T-1st on Caps in SHGs (two) and T-7th in goals...Marked fifth consecutive season with two-or-more SHGs...Recorded 200th NHL point, an assist, vs. New Jersey on Dec. 27...**2001-02:** One of five Edmonton players to appear in all 82 games...Ranked second on the team in SH points (four)...Led team forwards and ranked third in hits (136)...Recorded 100th NHL assist vs. San Jose on March 20...**2000-01:** Third on the team in goals, fifth in plus/minus rating and sixth in points...Second on team and sixth in NHL in SH points (six)...Tied for second on team in SHGs...**Playoffs:** Held scoreless in six games...**1999-00:** Tied career high and led Oilers with three SHGs (11th in NHL)...Led team in SH points (18th in NHL)...Set career high with 20 PIM at Los Angeles on Dec. 30...**1998-99:** Third on the team in goals and points...Tied for team lead in SHGs (two) and tied for fifth in assists...Recorded first hat trick vs. Vancouver on March

CAREER VS. NHL

TEAM	OVERALL					WITH SAN JOSE				
	GP	G	A	PTS	PIM	GP	G	A	PTS	PIM
ANA	45	6	5	11	16	16	1	4	5	2
ATL	18	5	5	10	0	1	0	0	0	0
BOS	27	3	7	10	20	1	0	0	0	2
BUF	18	3	5	8	18	1	0	0	0	0
CGY	41	11	9	20	27	8	2	3	5	5
CAR	26	5	5	10	15	1	0	1	1	0
CHI	30	6	8	14	11	8	1	0	1	0
COL	40	7	9	16	16	8	2	0	2	5
CBJ	18	2	6	8	2	6	0	1	1	0
DAL	40	4	6	10	37	14	1	4	5	17
DET	31	3	5	8	30	8	3	2	5	6
EDM	11	3	2	5	0	8	3	2	5	0
FLA	27	3	3	6	26	1	0	0	0	0
LA	45	7	9	16	30	16	2	2	4	4
MIN	22	7	4	11	6	8	2	0	2	2
MTL	30	3	8	11	18	1	0	0	0	0
NSH	25	6	4	10	10	8	0	1	1	4
NJ	23	4	7	11	10	2	1	1	2	0
NYI	22	2	2	4	8	2	0	0	0	2
NYR	22	3	4	7	8	2	0	1	1	0
OTT	26	2	4	6	4	1	0	0	0	0
PHI	23	4	2	6	4	2	1	0	1	0
PHO	41	7	14	21	16	15	1	4	5	14
PIT	23	4	7	11	12	2	1	0	1	4
SJ	28	3	10	13	32	---	---	---	---	---
STL	32	6	5	11	4	8	2	1	3	0
TB	27	4	11	15	28	1	1	1	2	0
TOR	37	5	7	12	28	1	0	0	0	0
VAN	39	6	7	13	21	8	1	1	2	0
WAS	15	3	5	8	2	1	0	1	1	0
TOTALS	852	137	185	322	459	167	26	30	55	67

20...Appeared in 200th NHL game at Anaheim on Feb. 17...Tallied first career SHG vs. Dallas on Dec. 6...**1997-98:** Appeared in 100th NHL game at Dallas on Nov. 19...**Playoffs:** T-7th on team in points...Recorded two goals, including game-winner, in Game 5 of the WCQF vs. Colorado on April 30.

Personal: "Griesie" has a dog (Rocky)...Favorites: Jay-Z (musicians); "Silence of the Lambs" (movie); "Entourage" (television show); Denzel

Washington (actor); Edmonton Oilers (NHL team while growing up); Houston Texans (professional team); Aldo's (San Jose area restaurant); Maui (vacation spot); Michael Jordan (professional athlete — "He's a great competitor"); chicken parmesan (food); T. Anthony's Pizzeria (hometown hangout)...Likes to spend time with the family away from the ice...If he wasn't in hockey, he'd be involved in pro football (father, Bobby, is a veteran NFL executive who's associate director of pro personnel for the Houston Texans and his brother, Chris, who's director of college scouting for the Miami Dolphins)...Memorable NHL moment: scoring first NHL goal...Hockey idols are Cam Neely and Mark Messier...Hates people who talk too much...Best part about growing up in Boston: good sports town...Would've like to have met Martin Luther King Jr. ("A great man")...Speaks English and Spanish...Two wishes: good health for family and the Stanley Cup...Started skating when he was three-and-a-half and started playing hockey when he was five.



PLAYERS

CAREER STATISTICS

Season	Club	League	GP	G	A	PTS	PIM	GP	G	A	PTS	PIM
1993-94	Boston U.	Hockey East	39	9	9	18	56	-	-	-	-	-
1994-95	Boston U.	Hockey East	37	29	26	55	85	-	-	-	-	-
1995-96	Boston U.	Hockey East	38	21	25	46	82	-	-	-	-	-
1996-97	Edmonton	NHL	79	15	17	32	45	12	3	1	4	4
1997-98	Edmonton	NHL	66	9	6	15	73	12	2	2	4	13
1998-99	Edmonton	NHL	82	20	24	44	54	4	1	1	2	6
1999-00	Edmonton	NHL	65	9	22	31	68	-	-	-	-	-
2000-01	Edmonton	NHL	74	20	16	36	20	6	0	0	0	8
2001-02	Edmonton	NHL	82	8	17	25	32	-	-	-	-	-
2002-03	Washington	NHL	82	15	17	32	36	6	1	1	2	2
2003-04	Washington	NHL	68	8	12	20	32	-	-	-	-	-
	Buffalo	NHL	14	1	8	9	4	-	-	-	-	-
2005-06	Buffalo	NHL	81	7	16	23	28	18	3	5	8	2
2006-07	San Jose	NHL	81	16	17	33	43	11	2	2	4	27
2007-08	San Jose	NHL	78	9	13	22	24	13	0	1	1	2
	Sharks Totals		159	25	30	55	67	24	2	3	4	29
	NHL Totals		852	137	185	322	459	82	12	13	25	64

Selected by St. Louis as their seventh choice (219th overall) in the 1993 NHL Entry Draft. Rights traded to Edmonton by St. Louis with Curtis Joseph for St. Louis' first round choices in 1996 and 1997 NHL Entry Drafts on Aug. 4, 1995. Traded to Washington by Edmonton for Washington's second round choice in 2003 NHL Entry Draft and Vancouver's third round choice in 2003 Entry Draft, Oct. 7, 2002. Traded to Buffalo by Washington for Jakub Klepis on March 9, 2004. Signed by San Jose as a free agent on July 3, 2006.



BRAD LUKOWICH

Shoots: Left

Height/Weight: 6-foot-1, 200 pounds

Born: 4/12/76 in Cranbrook, British Columbia

Hometown: Cranbrook, British Columbia

Acquired by San Jose along with Dan Boyle from Tampa Bay in exchange for Matt Carle, Ty Wishart, a first round selection in the 2009 NHL Entry Draft and a fourth round selection in the 2010 NHL Entry Draft on July 4, 2008.

DEFENSE

NHL CAREER HIGHLIGHTS

- First NHL game** — March 4, 1998 vs. Montreal (with Dallas)
- First NHL goal** — March 31, 1999 vs. Tampa Bay (with Dallas off Schwab)
- First NHL assist** — March 8, 1998 vs. Phoenix (with Dallas)
- Most points, game** — 3, April 16, 2006 vs. Philadelphia (with New Jersey)
- Most goals, game** — 1, 22 times, most recent, Nov. 5, 2007 at Florida (with Tampa Bay)
- Most assists, game** — 3, April 16, 2006 vs. Philadelphia (with New Jersey)
- Most consecutive games, point** — 4, March 27, 2004 thru April 3, 2004 (with Tampa Bay)
- Most consecutive games, goal** — 1, 22 times, most recent, Nov. 5, 2007 at Florida (with Tampa Bay)
- Most consecutive games, assist** — 4, March 27, 2004 thru April 3, 2004 (with Tampa Bay)
- Most consecutive games played** — 103, Nov. 7, 2007 thru Dec. 18, 2007 (with TB and NJ)
- Best plus/minus** — +5, Oct. 18, 2002 vs. Atlanta (with Tampa Bay)
- Stanley Cup Champion** — 2004 (Tampa Bay), 1999 (Dallas)
- 100th NHL point** — Jan. 8, 2008 at New York Rangers (with Tampa Bay)
- 500th NHL game** — Feb. 20, 2007 vs. New York Rangers (with Tampa Bay)

2007-08: Returned to Tampa Bay and led Lightning with 153 hits and was third with 108 blocked shots...Returned to action after missing 21 games due to injury and logged 10:14 of ice time on March 29 vs. Carolina...Was a season best plus-2 and recorded an assist on Jan. 22 vs. Edmonton...Recorded his 100th point with an assist and blocked three shots on Jan. 8 at the New York Rangers...Logged a season-high 24:41 of ice time on Dec. 27 vs. Montreal.

Career 2006-07: Second among New Jersey defensemen in goals and third in points...Scored his first career overtime goal on Feb. 1 at Philadelphia and first career shorthanded goal on Dec. 2 at Philadelphia...**Playoffs:** Averaged 19:57, the second highest of his career...Finished with a plus-2 rating...**2005-06:** Split season with the Islanders and New Jersey...**Playoffs:** Played more than 20 minutes in six of his nine games...**2004-05:** Appeared

in 16 games with Fort Worth (CHL)...**2003-04:** T-7th in the League in plus/minus (plus-29, career high)...**Playoffs:** Won his second Stanley Cup...Recorded career highs in games, points and plus/minus rating (plus-4)...**2002-03:** Missed final five games of the regular season with Tampa Bay due to a cracked orbital bone...Scored a goal in Tampa Bay debut on Oct. 10 at Florida...**Playoffs:** Appeared in nine of 11 playoff games...Averaged 17:47 of ice time...Suffered a fractured hand in Game 3 of the ECF vs. New Jersey on April 28 and missed final two games of the series...**2001-02:** Lone goal of the season came on March 14 at Montreal...**2000-01:** Led Dallas and finished fourth among NHL defensemen in plus/minus (plus-28)...Posted first career multi-point game (0-2=2) on Dec. 31 vs. the New York Rangers...**Playoffs:** T-1st on the team in plus/minus (plus-2)...Registered his first postseason goal in Game One of the WCSF vs. St. Louis...**1999-00:** Scored first game-winning goal on March 19 vs. San Jose...**1998-99:** Split season between Dallas and Michigan...Led K-Wings defensemen in assists and second among defensemen in goals and points...Picked up one assist in the IHL All-Star Game...**Playoffs:** First rookie defenseman for Dallas to appear in a playoff game since Derian Hatcher in 1992...Played his first Stanley Cup Playoff game in Game 3 of the WCQF at Edmonton on April 25 and earned an assist...**1997-98:** Split season between Dallas and Michigan (IHL)...Named the K-Wings Defenseman of the Year...Led all team defensemen in assists and points and was third among team defensemen in goals...**1996-97:** First professional hockey season...**Other:** Played parts of four seasons (1992-96) with Kamloops (WHL)...Won two Memorial Cups (1994 and 1995) for the Blazers.

Personal: "Luke" has NHL ties: father (Bernie) played two NHL seasons (1973-75) with Pittsburgh and St. Louis. He was a right wing who scored 13 goals in 79 games...Cousin (Morris) appeared in 582 NHL games from 1979-80 to 1986-87 with Winnipeg, Boston and Los Angeles...Morris, a left wing, had 199 goals and 418 points...Sweater number (37) is tattooed on his ankle with a likeness of the

CAREER VS. NHL

TEAM	GP	G	A	PTS	PIM
ANA	20	0	1	1	34
ATL	29	2	6	8	12
BOS	19	0	2	2	8
BUF	22	0	2	2	20
CGY	11	0	0	0	2
CAR	28	0	4	4	12
CHI	17	0	0	0	8
COL	13	1	1	2	4
CBJ	10	0	2	2	9
DAL	3	0	0	0	2
DET	17	1	1	2	4
EDM	16	1	4	5	17
FLA	25	2	6	8	16
LA	17	0	3	3	15
MIN	11	0	2	2	8
MTL	21	1	4	5	19
NAS	14	1	1	2	11
NJ	21	0	1	1	8
NYI	23	0	0	0	21
NYR	30	1	5	6	8
OTT	25	0	3	3	14
PHI	29	4	7	11	14
PHO	24	1	3	4	12
PIT	28	2	4	6	6
SJ	19	2	2	4	6
STL	17	0	0	0	6
TB	11	2	0	2	12
TOR	18	1	2	3	19
VAN	14	0	4	4	12
WAS	30	0	11	11	14
TOTALS	582	22	81	103	353

Stanley Cup that he won twice...Is a partner in Lock-Out Entertainment, a band promotion and management company...Favorites: taxi.com (music web site); The Doors (musicians); "Prison Break" and "Entourage" (television shows); Ben Stiller and Kate Hudson (actor/actress); Vancouver Canucks (NHL team while growing up); Blowfish Sushi to Die For (San Jose area restaurant); Maui and Alaska (vacation spots); "Rock Band" (video game); East Indian and Thai (foods)...Hockey idol is Scott Niedermayer... Would've love to have met Jim Morrison of The Doors ("An interesting man with different views")...



PLAYERS

CAREER STATISTICS

Season	Club	League	GP	G	A	PTS	PIM
1992-93	Kamloops	WHL	1	0	0	0	0
1993-94	Kamloops	WHL	42	5	11	16	168
1994-95	Kamloops	WHL	63	10	35	45	125
1995-96	Kamloops	WHL	65	14	55	69	114
1996-97	Michigan	IHL	69	2	6	8	77
1997-98	Michigan	IHL	60	6	27	33	104
	Dallas	NHL	4	0	1	1	2
1998-99	Dallas	NHL	14	1	2	3	19
	Michigan	IHL	67	8	21	29	95
1999-00	Dallas	NHL	60	3	1	4	50
2000-01	Dallas	NHL	80	4	10	14	76
2001-02	Dallas	NHL	66	1	6	7	40
2002-03	Tampa Bay	NHL	70	1	14	15	46
2003-04	Tampa Bay	NHL	79	5	14	19	24
2004-05	Fort Worth	CHL	16	3	5	8	33
2005-06	New York	NHL	57	1	12	13	32
	New Jersey	NHL	18	1	7	8	8
2006-07	New Jersey	NHL	75	4	8	12	36
2007-08	Tampa Bay	NHL	59	1	6	7	20
NHL Totals			582	22	81	103	353

PLAYOFFS

GP	G	A	PTS	PIM
-	-	-	-	-
16	0	1	1	35
18	0	7	7	21
13	2	10	12	29
4	0	1	1	2
4	0	4	4	14
-	-	-	-	-
8	0	1	1	4
-	-	-	-	-
-	-	-	-	-
10	1	0	1	4
-	-	-	-	-
-	-	-	-	-
9	0	1	1	2
18	0	2	2	6
-	-	-	-	-
-	-	-	-	-
-	-	-	-	-
11	0	1	1	2
-	-	-	-	-
-	-	-	-	-
65	1	5	6	22

Selected by the New York Islanders in the fourth round (90th overall) of the 1994 NHL Entry Draft. Acquired by Dallas from the New York Islanders in exchange for the Stars third round selection in the 1997 NHL Entry Draft on June 1, 1996. Acquired by Minnesota along with Manny Fernandez from Dallas in exchange for the Wild's third round selection in the 2000 NHL Entry Draft and the Wild's fourth round selection in the 2002 NHL Entry Draft on June 12, 2000. Acquired by Dallas along with the Wild's third and ninth round selections in the 2001 NHL Entry Draft from Minnesota in exchange for Aaron Gavey, Pavel Patera, the Stars eighth round selection in the 2000 NHL Entry Draft and the Wild's fourth round selection (previously acquired) in the 2002 NHL Entry Draft on June 25, 2000. Acquired by Tampa Bay along with the Stars seventh round selection in the 2003 NHL Entry Draft from Dallas in exchange for the Lightning's second round selection in the 2002 NHL Entry Draft on June 22, 2002. Signed as a free agent with the New York Islanders on August 11, 2005. Acquired by New Jersey from the New York Islanders in exchange for a third round selection (later traded to Phoenix) in the 2006 NHL Entry Draft on March 9, 2006. Acquired by San Jose along with Dan Boyle from Tampa Bay in exchange for Matt Carle, Ty Wishart, a first round selection in the 2009 NHL Entry Draft and a fourth round selection in the 2010 NHL Entry Draft on July 4, 2008.



PATRICK MARLEAU

Shoots: Left

Height/Weight: 6-foot-2, 220 pounds

Born: 9/15/79 in Aneroid, Saskatchewan

Hometown: San Jose, California

Selected by San Jose in the 1997 NHL Entry Draft (1st round, 2nd overall).

12

CENTER

NHL CAREER HIGHLIGHTS

First NHL game — Oct. 1, 1997 vs. Edmonton

First NHL goal — Oct. 19, 1997 at Phoenix (Nikolai Khabibulin)

First NHL assist — Oct. 11, 1997 vs. Boston

Most points, game — 4, 3 times, most recent, Jan. 26, 2007 at Edmonton

Most goals, game — 3, 2 times, most recent, Nov. 9, 2006 at Los Angeles

Most assists, game — 4, Feb. 10, 2006 vs. Dallas

Most consecutive games, point — 9, Nov. 6-26, 2003

Most consecutive games, goal — 6, 2 times, most recent, Nov. 11-21, 2003

Most consecutive games, assist — 7, Dec. 2-18, 2005

Most consecutive games played — 181, Dec. 8, 2001 at Vancouver thru Jan. 15, 2004 vs. Vancouver

Best plus/minus — +4, Dec. 4, 2000 at Calgary

500th NHL game — Nov. 26, 2003 vs. Chicago

600th NHL game — Jan. 14, 2006 at Montreal

700th NHL game — Feb. 24, 2007 at Calgary

100th NHL goal — Nov. 13, 2002 at Atlanta

200th NHL goal — Nov. 22, 2006 vs. Los Angeles

100th NHL assist — Dec. 11, 2001 vs. Edmonton

200th NHL assist — Dec. 18, 2005 at Anaheim

300th NHL assist — April 3, 2008 at Los Angeles

400th NHL point — March 3, 2006 at Edmonton

500th NHL point — Nov. 15, 2007 at Phoenix

NHL hat tricks — 2, April 6, 2002 vs. Detroit; Nov. 9, 2006 at Los Angeles

NHL Offensive Player of the Week — Nov. 30 - Dec. 4, 2005; Feb. 5 - 11, 2006

Seagate Technology "Sharks Player of the Year" — 2003-04

Seagate Technology "Sharks Player of the Month" — Jan. 2007, Nov. 2005, Dec. 2003 (co-winner), Nov. 2002

PlayStation "Sharks Rookie of the Year" — Co-winner 1997-98

PlayStation "Three Stars of the Game" Award — 2003-04 "Sharks Iron Man Award" — Co-winner 1999-00

NHL All-Star Game — 2007, 2004

World Cup — Team Canada (2004, DNP)

World Championships — Team Canada (1999, 2001, 2003, 2005)

against St. Louis' Hannu Toivonen on March 14. He has converted three of his four career penalty shots...Scored the game-deciding goal in three consecutive games, including two game-winners (one in regulation and one in OT) and one shootout winner from March 3-9...Converted the game-winning shootout attempt at Minnesota on March 9. In overtime, he batted a puck out of midair that would have otherwise gone in the net and won the game for Minnesota...Three-game goal streak (4-0=4) from March 3-7...Posted his first two-goal game of the season, including the overtime game-winner, vs. Ottawa on March 5...Scored 56 seconds into the game on March 3 vs. Montreal...Activated from Injured Reserve (groin) and had an assist on Feb. 20 at New Jersey...Missed four games due to injury and placed on IR on Feb. 18 retroactive to Feb. 9 (groin)...Tied a single-game, career high with eight shots vs. Chicago on Feb. 2...No. 1 star with a goal and an assist vs. Toronto on Jan. 12...Earned a fighting major vs. Phoenix on Dec. 20...Registered his 500th point with three assists on Nov. 15 at Phoenix...Scored goal and shootout-clinching goal Nov. 14 at Dallas...Scored first goal of the Sharks season on Oct. 4 at Edmonton...**Playoffs:** T-4th on Sharks in points (4-4=8), T-3rd in goals and T-5th in assists...Shorthanded goals in Games 3 and 4 of the WCSF at Dallas are the first time a player has scored a shorthanded goal in back-to-back playoff games in the same year since Brett Hull in 2002...Three career postseason hat tricks are tied for ninth best in NHL history (April 10, 2004 vs. St. Louis, April 22, 2004 vs. Colorado and April 27, 2006 vs. Nashville)...Posted at least one point in five out of the seven games in the Calgary series (2-4=6)...Primary assist on Cheechoo's game-winner and scored the Sharks second goal in Game 5 of the WCQF vs. Calgary on April 17...His assist in Game 2 of the WCQF on April 10 vs. Calgary put him in second on the Sharks all-time postseason assist list (22)...His assist in Game 1 of the WCQF on April 9 vs. Calgary tied him for second on the Sharks all-time postseason assist list (21, Igor Larionov).

Career 2006-07: Set franchise records for games played, goals, assists and points...Sharks were

2007-08: Sharks captain scored 19 points (9-10=19) in his last 20 games...Fourth on team in goals (19), fifth in assists (29) and fourth in points (19-29=48)...T-2nd on team in takeaways (44)...Converted a penalty shot

CAREER VS. NHL

TEAM	GP	G	A	PTS	PIM
ANA	62	14	17	31	26
ATL	10	7	7	14	9
BOS	13	3	6	9	0
BUF	12	2	6	8	2
CGY	38	11	16	27	14
CAR	13	4	7	11	2
CHI	40	13	16	29	27
COL	39	8	10	18	9
CBJ	27	6	13	19	4
DAL	60	15	19	34	28
DET	39	14	21	35	10
EDM	40	18	12	30	26
FLA	14	5	7	12	4
LA	60	21	32	53	16
MIN	28	7	5	12	14
MTL	12	5	3	8	8
NSH	34	12	17	29	4
NJ	13	4	3	7	2
NYI	13	1	4	5	4
NYR	12	6	2	8	0
OTT	11	5	5	10	2
PHI	14	4	4	8	2
PHO	59	14	27	41	22
PIT	13	5	5	10	0
SJ	---	---	---	---	---
STL	41	6	11	17	12
TB	14	8	5	13	4
TOR	12	4	6	10	4
VAN	40	13	9	22	26
WAS	12	3	6	9	4
TOTALS	795	238	301	539	285

19-2-0 when he posted a multi-point game... Second on team in points and third in goals... T-19th in the NHL in PP goals (14), T-4th in game-winning goals (nine) and T-16th in PP points (37)... Played his 700th NHL game at Calgary on Feb. 24, becoming the eighth youngest player in NHL history to reach that mark (27 years, 162 days). Had it not been for the lockout, he would have been the youngest player in NHL history to accomplish the feat... Became the first Sharks player (since accomplished by Cheechoo) to record back-to-back 30-goal seasons (career high 34 in 2005-06)... Snapped his 172 consecutive games played streak on Feb. 16 at Columbus due to an upper body injury. Streak is sixth on the Sharks all-time list... The *San Jose Mercury News* "2006 South Bay Sports Person of the Year"... Selected to the Western Conference All-Star Team and scored the fourth goal for the West against New Jersey's Martin Brodeur... Narrowly missed winning the Fastest Skater Competition in the SuperSkills event, posting a laptime of 14.08 seconds... Named the Seagate Technology "Sharks Player of the Month" for January by appearing in all 11 games for the Sharks and leading the team in points (20)... Earned first fighting major since Jan. 4, 2003 on Jan. 13 at Phoenix... Named "The Hockey News Player of the Week" by posting seven points in two games during the week of Jan. 1-7... Became the franchise leader in goals when he broke Owen Nolan's mark (207) with his 20th at Los Angeles on Jan. 11... Surpassed Nolan's all-time points



PLAYERS

mark (451) with four (1-3=4) vs. Detroit on Jan. 4... Recorded his 246th assist on Dec. 31 at Dallas, surpassing Nolan's franchise record (245)... Set a franchise record for games played, playing in his 672nd, surpassing Mike Rathje on Dec. 12 at Los Angeles... Recorded his 200th goal on Nov. 22 vs. Los Angeles, one of only two Sharks to accomplish the feat (Nolan)... Recorded second hat trick on Nov. 9 at Los Angeles... **Playoffs:** Surpassed the Sharks franchise record for career postseason games (Mike Rathje — 71) by appearing in his 72nd in Game 5 of the WCSF at Detroit on May 5... Scored the game-tying and game-winning goals in the series-clinching Game 5 at Nashville on April 20... **2005-06:** Established single-season career highs for goals, assists, points (19th in NHL) and power play goals (20 — seventh)... 44 power play points (20-24=44) ranked 13th in the NHL... Third on the Sharks in points and ice time for a forward (19:55)... Also third on the team with 22 multi-point games (Sharks were 19-3-0 in these games)... Tallied his career high 29th goal on March 13 against Los Angeles... Named NHL Offensive Player of the Week for Feb. 11... Set a career-high and tied a franchise record by recording four assists against Dallas on Feb. 10... Set a career high with a seven-game assist streak (3-13=16, Dec. 2-18)... Set a Sharks franchise record for points by an individual player in a four-game span with 12 (2-10=12) from Dec. 2 at Buffalo through Dec. 8 vs. Florida (matched by Thornton)... Named NHL Offensive Player of the Week, registering an NHL-high six points (1-5=6) in three games, for the week ending Dec. 4... Seagate "Sharks Player of the Month" for November after scoring eight points (4-4=8) in 12 games... Set a Sharks franchise record by

MARLEAU ALL-TIME ON THE SHARKS LEADER BOARD

(entering the 2008-09 season)

GAMES PLAYED			ASSISTS			POWER PLAY GOALS		
RK	PLAYER	GP	RK	PLAYER	A	RK	PLAYER	PPG
1	Patrick Marleau	795	1	Patrick Marleau	301	1	Owen Nolan	75
2	Mike Rathje	671	2	Owen Nolan	245	2	Patrick Marleau	74
3	Owen Nolan	568	3	Joe Thornton	231	3	Jonathan Cheechoo	57
4	Marco Sturm	553	4	Jeff Friesen	201	4	Jeff Friesen	43

GOALS			POINTS			GAME-WINNING GOALS		
RK	PLAYER	G	RK	PLAYER	PTS	RK	PLAYER	GWG
1	Patrick Marleau	238	1	Patrick Marleau	539	1	Patrick Marleau	43
2	Owen Nolan	206	2	Owen Nolan	451	2	Jonathan Cheechoo	32
3	Jonathan Cheechoo	153	2	Jeff Friesen	350	3	Marco Sturm	27
4	Jeff Friesen	149	4	Joe Thornton	302	4	Owen Nolan	25
							Jeff Friesen	25

converting his second career penalty shot in his franchise-tying third career attempt against St. Louis' Patrick Lalime on Oct. 8...**Playoffs:** Led NHL in goals, T-1st in PP goals (four) and GWG (two), and T-3rd in points (9-4=13) when San Jose was eliminated in the WCSF...Notched an assist on Thornton's game-winning goal in Game 2 of the WCSF vs. Edmonton on May 8...Registered at least one goal in five consecutive games (8-2=10) from April 23-May 7...His seven goals and four power play goals in the WCQF are both franchise records in a single postseason series...Led all NHL skaters during the CQF in goals (seven) and was T-1st in power play goals (four) and game-winning goals (two)...Scored the series-clinching goal in Game 5 of the WCQF at Nashville on April 30...Registered his third career hat trick, including the game-winning goal, in Game 4 of the WCQF vs. Nashville on April 27, making him the franchise's all-time postseason scoring leader...**2004-05:** Selected to play for gold medal-winning Team Canada at the 2004 World Cup of Hockey (DNP) and the silver medal-winning team at the 2005 World Championships...Invited to Team Canada's Development Camp for the 2006 Winter Olympics...**2003-04:** Led Sharks in scoring...Also tied then-career highs with 28 goals (shared team lead with Cheechoo) and 29 assists...Recipient of the Seagate Technology "Sharks Player of the Year" Award and PlayStation "Three Stars of the Game" Award...Played 15:11 at All-Star Game...As part of the rotating captaincy plan, was named captain for the remainder of the season on Jan. 5...Named alternate captain for fourth 10-game segment (Dec. 17-Jan. 3)...Had consecutive games played streak snapped at 181, missing Jan. 17 at Colorado (ankle), the third longest streak in franchise history...Surpassed 300 NHL points on Jan. 10 vs. Atlanta with a goal (300) and assist (301)...Posted a career high 9-game point streak (4-6=10) Nov. 6-26...Played in his 500th NHL game on Nov. 26 vs. Chicago...**Playoffs:** T-14th NHL in scoring and T-3rd in PP goals (four — led Sharks)...First on team with eight goals, second with 12 points...Posted hat tricks in Game 2 of WCQF vs. St. Louis on April 10 and Game 1 of WQSF vs. Colorado on April 22...**2002-03:** Helped Team Canada win gold medal at the 2003 IIHF Men's World Championships...First on Canada in plus/minus, third among tournament players (plus-11)...T-1st on Sharks in goals, third in assists and in points...Led team in total faceoffs taken (1,403), third on team in power play assists (14) and in power play points (8-14=22)...Third among team forwards in ice time (18:31)...Fourth on team in shots (172)...Led Sharks in shooting percentage (16 percent)...Third on team in multi-point games (11)...One of six Sharks to appear in all 82 games...Cracked 20-goal plateau for fourth time on Jan. 30 vs. Anaheim...Tallied first career shorthanded goal Dec. 6 vs. Columbus...Named Seagate Technology "Sharks Player of the Month" for November after leading the team in goals and points (9-5=14) in 14 games...Scored his 100th NHL goal Nov. 13 at Atlanta...Scored penalty shot goal Nov. 11 vs. Dan Blackburn of the N.Y. Rangers...Appeared in 400th NHL game Oct. 19 vs. Colorado, becoming the youngest active NHL player (23 years, 34 days) to achieve the feat and the youngest player since Bob Carpenter played in his 400th on April 6, 1986 (22 years, 268 days old)...**2001-02:** T-4th on team in goals...T-2nd on team in shooting percentage (17 percent) and in game-winning goals (five)...Tallied first career hat trick, including game-winning goal, April 6 vs. Detroit...**Playoffs:** Posted points in nine of 12 games...Led team in shooting percentage (29 percent), goals, game-winning goals (three) and points...Posted points (6-4=10) in first eight playoff games, setting Sharks record for playoff point streak...Tallied game-winning power play goal in Game 3 of WCSF vs. Colorado on May 6...Assisted on Adam Graves' game-winning series-clinching goal in Game 5 of the WCQF vs. Phoenix on April 26...Scored game-winning goal in Game 1 of WCQF vs. Phoenix on April 17...**2001-02:** T-2nd on Team Canada in scoring at the World Championships...Led Sharks in goals, shooting percentage (17.1 percent), GWGs (six) and points...Played in his 300th NHL game and posted two assists (tying 1999-00 point total in 81 games) March 1 at Ottawa...**Playoffs:** Scored Sharks second goal and had a plus-2 rating in Game 5 of WCQF at St. Louis April 19...Scored Sharks lone goal in Game One of WCQF at St. Louis April 12...**1999-00:** Co-recipient of the "Sharks Iron Man Award"...Recorded seven multi-point games...Collected his first "Gordie Howe Hat Trick" Dec. 10 vs. Atlanta (goal, assist and fighting major penalty)...**1998-99:** Represented Canada at the World Championships...Led Sharks in

shooting percentage (15.67 percent), second in GWG (fourth) and faceoffs won (487), third in points and T-3rd in plus/minus (plus-10)...

Playoffs: Posted first career points in Stanley Cup Playoffs (1-1=2) in Game 4 of WCQF on April 30 at Colorado...**1997-98:** Co-winner of the PlayStation "Sharks Rookie of the Year Award," along with Marco Sturm and Andrei Zyuzin... Named runner-up for NHL Rookie of the Month for March after scoring nine points (2-7=9) in 15 games...Was the youngest player in the NHL, finishing season at 18 years, seven months...T-5th among NHL rookies in goal scoring, second in shooting percentage (14.4 percent), third in points and fourth in scoring... Posted first career GWG Feb. 4 at Edmonton... Posted first 2-goal game of career Nov. 24 vs. Anaheim...Registered first NHL goal Oct. 19 at Phoenix, making him the second youngest player to score a regular season NHL goal since the end of World War II (according to Elias Sports Bureau, youngest was Chicago's Grant Mulvey, 18 years, 1 month and 2 days on Oct 19, 1974)...Other NHL firsts: point (assist, Oct. 11 vs. Boston) and game (Oct. 1 vs. Edmonton)...Scored first preseason goal Sept. 14 vs. Los Angeles in San Diego, the day before he turned 18...**Playoffs:** Youngest active player during Stanley Cup Playoffs...**1996-97:** Youngest player drafted in 1997 NHL Entry Draft at 17 years, 9 months, 6 days...Named 1997 Western Hockey League Western Conference Player of the Year...WHL's third leading scorer...Ranked fourth in league in goals and assists...Named to WHL Western Conference First All-Star Team...Led WHL in SHG (nine).

Personal: "Patty" wore No. 14 from 1997-98 until 2001-02...Favorites: "Austin Powers" (movie); "Big Brother," "The Unit" and "Entourage" (television shows); Kevin Costner, Jessica Biel and Angelina Jolie (actor/actress); Aldo's (San Jose area restaurant); Maui (vacation spot); yahoo.com (web site); steak, pasta and chocolate (food); vanilla (ice cream)...Ninth captain in Sharks history...Has a foundation with former NHLer Trent McCleary (The Trent McCleary-Patrick Marleau Sport and Recreation Foundation - www.mcclearymarleaufoundation.com). The foundation financially helps children between the ages of six and 18 reach their full athletic potential...Memorable Sharks/NHL moment: being selected as the No. 2 overall pick in 1997...Has no superstitions...Calls himself determined, kind and hard-working...Pet peeves are loud eaters and bad drivers...Non-sports idol is Jesus Christ...Would like to have met his grandfather...Three wishes: healthy family, happiness and winning the Stanley Cup...Served as the grand marshal of the 2007 San Jose Grand Prix...Away from the ice, likes to play golf and spend time with his family.



PLAYERS

CAREER STATISTICS

Season	Club	League	GP	G	A	PTS	PIM
1995-96	Seattle	WHL	72	32	42	74	22
1996-97	Seattle	WHL	71	51	74	125	37
1997-98	San Jose	NHL	74	13	19	32	14
1998-99	San Jose	NHL	81	21	24	45	24
	Canada	World Champ.	7	1	2	3	0
1999-00	San Jose	NHL	81	17	23	40	36
2000-01	San Jose	NHL	81	25	27	52	22
	Canada	World Champ.	7	2	3	5	4
2001-02	San Jose	NHL	79	21	23	44	40
2002-03	San Jose	NHL	82	28	29	57	33
	Canada	World Champ.	9	0	4	4	4
2003-04	San Jose	NHL	80	28	29	57	24
	Canada	World Cup	-	-	-	-	-
2004-05	Canada	World Champ.	9	2	2	4	4
2005-06	San Jose	NHL	82	34	52	86	26
2006-07	San Jose	NHL	77	32	46	78	33
2007-08	San Jose	NHL	78	19	29	48	33
	NHL/Sharks Totals		795	238	301	539	285

PLAYOFFS

GP	G	A	PTS	PIM
5	3	4	7	4
15	7	16	23	12
5	0	1	1	0
6	2	1	3	4
-	-	-	-	-
5	1	1	2	2
6	2	0	2	4
-	-	-	-	-
12	6	5	11	6
-	-	-	-	-
-	-	-	-	-
17	8	4	12	6
-	-	-	-	-
-	-	-	-	-
11	9	5	14	8
11	3	3	6	2
13	4	4	8	2
86	35	24	59	34

Selected by San Jose in the 1997 NHL Entry Draft (1st round, 2nd overall).



KYLE McLAREN

Shoots: Left

Height/Weight: 6-foot-4, 235 pounds

Born: 6/18/77 in Coal Dale, Alberta

Hometown: San Jose, California

Acquired by San Jose along with a fourth round selection in the 2004 NHL Entry Draft (126th overall) from Boston for Jeff Hackett and Jeff Jillson on Jan. 23, 2003.

4

DEFENSE

NHL CAREER HIGHLIGHTS

First NHL game — Oct. 7, 1995 vs. N.Y. Islanders (with Boston)

First NHL goal — Oct. 26, 1995 vs. Washington (with Boston — Jim Carey)

First NHL assist — Oct. 21, 1995 at Detroit (with Boston)

Most points, game — 3, 2 times, most recent, March 18, 2000 vs. Pittsburgh (with Boston)

Most goals, game — 2, Dec. 21, 1998 vs. Tampa Bay (with Boston)

Most assists, game — 2, 16 times, most recent, Feb. 1, 2006 at Anaheim

Most consecutive games, point — 6, March 17-27, 1999 (with Boston)

Most consecutive games, goal — 2, Nov. 2, 2006 vs. New York Rangers through Nov. 4, 2006 vs. Pittsburgh

Most consecutive games, assist — 6, March 17-27, 1999 (with Boston)

Most consecutive games played — 76, Dec. 26, 2005 at Los Angeles (with San Jose) through Dec. 4, 2006 at Dallas (with San Jose)

Best plus/minus — +4, 4 times, most recent, Dec. 26, 2003 vs. Los Angeles

200th NHL point — Nov. 3, 2007 at Los Angeles

400th NHL game — Dec. 20, 2001 vs. Montreal (with Boston)

500th NHL game — Feb. 23, 2004 vs. Columbus

600th NHL game — Oct. 23, 2006 at Columbus

700th NHL game — Feb. 17, 2008 at NY Rangers

Seagate Technology "Sharks Player of the Month" — October 2005

2007-08: T-1st on the team in hits (127) and sixth in blocked shots (75)...Fourth in penalty minutes (84)...Missed four games (Feb. 24-March 1) due to injury (knee)...Appeared in his 700th NHL game vs. New York Rangers on Feb. 17...Activated from Injured Reserve (knee) on Feb. 8 and returned to the lineup vs. Columbus...Placed on IR on Jan. 13 (knee)...Scored his first goal since March 11, 2007 on Dec. 31 at Minnesota...Returned to lineup after missing four consecutive games and was a plus-2 and picked up a fighting major on Dec. 11 vs. Minnesota...Missed two games (Dec. 3-5) due to family death...Healthy scratch on Nov. 28 vs. Los Angeles...Assist at Los Angeles on Nov. 3 was his 200th NHL point...Missed Oct. 22 game

at Calgary with a chest contusion...Picked up his first point of the season with an assist on Oct. 5 at Vancouver...**Playoffs:** Missed last eight playoff games with a groin injury.

Career 2006-07: Second among team defensemen and tied for fifth overall in plus/minus (plus-10)...Fourth on team in blocked shots (116)...Led the team in hits (134)...Posted his fifth goal of the season vs. Edmonton on March 11, matching his highest goal output since 2000-01 with Boston...**Playoffs:** Set career high for points and assists in a postseason (four) with an assist in Game 5 of the WCSF at Detroit on May 5...**2005-06:** His 21 assists were one shy of his career high (22, 2003-04)...T-10th among NHL players in even strength ice time per game (16:50)...Second on team in average ice time (22:52)...T-3rd among Sharks D-men in points...T-16th in the League and led team with 164 hits...First on team with 113 blocked shots, fifth with 37 takeaways and fourth in penalty minutes...Named Seagate Technology "Sharks Player of the Month" for October...Signed a three-year contract extension on Aug. 11, becoming the first player in the NHL to sign an extension since the new Collective Bargaining Agreement was ratified...**Playoffs:** Assisted on Marleau's game-winning goal and earned the No. 3 star in Game 4 of the WCQF vs. Nashville on April 27...**2004-05:** Did not play...**2003-04:** Finished a point shy of tying his career high in points (25, set in 1997-98 with Boston) with 24 in 64 games...Set career high in assists (previous was 20, 1997-98 with Boston)...Scored first career short handed goal on March 21 vs. Edmonton...**Playoffs:** Had two assists in the five-game WCQF series vs. St. Louis...**2002-03:** Had first multi-assist/point game as a Shark, including a helper on Marco Sturm's overtime winner, March 6 vs. Montreal...Posted first assist/point as a Shark Feb. 10 at Detroit...Made Sharks debut Jan. 28 vs. Los Angeles, posting a plus-1 in 13:18 of ice time...**2001-02:** Played his 400th NHL/Bruins game Dec. 20 vs. Montreal...**2000-01:** Recorded his 100th NHL/Bruins point with an assist Dec. 21 vs. Toronto...**1999-00:** Established a career season high in goals (eight)...**1998-99:** Ranked second among team defensemen in scoring with

CAREER VS. NHL

TEAM	OVERALL					WITH SAN JOSE				
	GP	G	A	PTS	PIM	GP	G	A	PTS	PIM
ANA	38	1	11	12	28	27	0	8	8	24
ATL	12	1	3	4	9	3	0	0	0	0
BOS	4	0	1	1	2	4	0	1	1	2
BUF	28	2	5	7	8	2	0	0	0	0
CGY	25	1	5	6	31	17	1	3	4	18
CAR	27	2	4	6	47	4	0	0	0	4
CHI	21	2	3	5	20	14	2	1	3	14
COL	20	0	6	6	24	12	0	5	5	8
CBJ	17	0	1	1	23	16	0	1	1	23
DAL	36	1	7	8	37	27	0	6	6	35
DET	27	1	9	10	28	16	0	6	6	19
EDM	23	2	2	4	24	15	2	2	4	6
FLA	25	1	4	5	25	4	0	1	1	0
LA	39	2	12	14	38	29	0	11	11	29
MIN	15	1	4	5	13	14	1	4	5	11
MTL	35	1	14	15	28	3	0	2	2	0
NSH	19	0	4	4	34	16	0	2	2	30
NJ	22	2	3	5	8	3	1	0	1	0
NYI	23	2	4	6	26	4	0	1	1	8
NYR	24	2	6	8	12	3	1	0	1	0
OTT	31	1	5	6	23	3	0	0	0	2
PHI	25	4	8	12	24	4	1	2	3	4
PHO	35	2	8	10	44	26	1	7	8	38
PIT	23	4	9	13	14	1	1	1	2	0
SJ	10	1	3	4	15	---	---	---	---	---
STL	20	0	3	3	14	12	0	3	3	10
TB	29	5	3	8	33	4	1	1	2	4
TOR	21	2	7	9	12	3	0	0	0	2
VAN	24	1	3	4	8	14	0	3	3	6
WAS	21	2	4	6	19	2	0	0	0	4
TLS	719	46	161	207	671	302	12	71	83	301

24 points...Played his 200th NHL/Bruins game Nov. 14 vs. Dallas...**1997-98:** Established career season high in points (25)...**1996-97:** Played his 100th NHL/Bruins game Dec. 12 vs. New Jersey...**1995-96:** Made NHL debut on Oct. 7 vs. N.Y. Islanders...Finished the season tied for the best plus/minus among all NHL rookies at plus-16 and was voted the NHL's All-Rookie Team...**Juniors:** Played two seasons of junior hockey in Tacoma and posted 42 points (14-28=42) and 121 PIM in 109 games.

Personal: "Big Mac" and his family own three dogs (Brady [chocolate lab], Hailey [shih-tzu] and Finn [old English sheepdog]) and two cats... Favorites: Kid Rock, Godsmack and Metallica (musicians); "The Shawshank Redemption" (movie); "Entourage," "Dexter" and "Weeds" (television shows); Morgan Freeman (actor); Boston Red Sox (professional team); Red Sox infielder Dustin Pedroia (professional athlete); Hawaii and San Diego (vacation spots); steak (food); Blowfish Sushi to Die For (San Jose area restaurant); hockey rink (hometown hangout)... Likes to play golf away from the rink...If he wasn't in hockey, he'd own a business...Hockey idol is Wayne Gretzky...Memorable NHL moment: first game...Affiliated with Celebrities for Charities in Boston...Would've like to have met President John F. Kennedy ("An American icon")...Three wishes: win Stanley Cup, good health and longevity...One of his pet peeves: MTV doesn't play music videos anymore...Non-sports idol is his father Doug ("A hard-working, blue collar worker who never says 'I can't do it'")...Started skating and playing hockey when he was eight.

PLAYERS



CAREER STATISTICS

Season	Club	League	GP	G	A	PTS	PIM
1993-94	Tacoma	WHL	62	1	9	10	53
1994-95	Tacoma	WHL	47	13	19	32	68
1995-96	Boston	NHL	74	5	12	17	73
1996-97	Boston	NHL	58	5	9	14	54
1997-98	Boston	NHL	66	5	20	25	56
1998-99	Boston	NHL	52	6	18	24	48
1999-00	Boston	NHL	71	8	11	19	67
2000-01	Boston	NHL	58	5	12	17	53
2001-02	Boston	NHL	38	0	8	8	19
2002-03	San Jose	NHL	33	0	8	8	30
2003-04	San Jose	NHL	64	2	22	24	60
2004-05	Did Not Play		-	-	-	-	-
2005-06	San Jose	NHL	77	2	21	23	66
2006-07	San Jose	NHL	67	5	12	17	61
2007-08	San Jose	NHL	61	3	8	11	84
Sharks Totals			302	12	71	83	301
NHL Totals			719	46	161	207	571

PLAYOFFS

GP	G	A	PTS	PIM
6	1	4	5	6
4	1	1	2	4
5	0	0	0	17
-	-	-	-	-
6	1	0	1	4
12	0	3	3	10
-	-	-	-	-
-	-	-	-	-
4	0	0	0	20
-	-	-	-	-
-	-	-	-	-
16	0	3	3	10
-	-	-	-	-
11	0	3	3	4
11	0	4	4	10
5	0	0	0	6
43	0	10	10	30
70	1	13	14	78

Selected by Boston in the 1995 NHL Entry Draft (1st round, 9th overall). Acquired by San Jose along with a 4th round selection (126th overall) in the 2004 NHL Entry Draft from Boston for Jeff Hackett and Jeff Jillson (Hackett was previously acquired from Montreal for Niklas Sundstrom and a 3rd round selection in 2004) on Jan. 23, 2003.



MILAN MICHALEK

(mih-HAL-ihk)

Shoots: Left

Height/Weight: 6-foot-2, 225 pounds

Born: 12/7/84 in Jindrichuv Hradec, Czech Republic

Hometown: Jindrichuv Hradec, Czech Republic

Selected by San Jose in the 2003 NHL Entry Draft (1st round, 6th overall).

9

LEFT WING

NHL CAREER HIGHLIGHTS

First NHL game — Oct. 9, 2003 at Edmonton

First NHL goal — Oct. 9, 2003 at Edmonton (Tommy Salo)

First NHL assist — Oct. 5, 2005 at Nashville

Most points, game — 3, 6 times, most recent, Feb. 9, 2008 vs. Nashville

Most goals, game — 2, 7 times, most recent, Dec. 26, 2007 at Los Angeles

Most assists, game — 3, 2 times, most recent, March 15, 2007 at Phoenix

Most consecutive games, point — 7, 2 times, most recent, Feb. 9, 2008 vs. Nashville thru Feb. 21, 2008 at Philadelphia

Most consecutive games, goal — 3, 2 times, most recent, March 9, 2008 at Minnesota thru March 14, 2008 vs. St. Louis

Most consecutive games, assist — 4, 3 times, most recent, Feb. 14, 2008 vs. Edmonton thru Feb. 20 at New Jersey

Most consecutive games played — 78, Dec. 6, 2005 vs. Atlanta thru Nov. 21, 2006 at Anaheim

Best plus/minus — +4, March 9, 2006 vs. Edmonton

100th NHL Point — April 5, 2007 vs. Calgary

200th NHL Game — Jan. 10, 2008 vs. Vancouver

PlayStation "Sharks Rookie of the Year" — 2005-06

Seagate Technology "Sharks Player of the Month"

— October 2006

2007-08: Second on team in goals and led in shots (233)...Third on team in points and second in plus/minus (plus-19)...Seventh among all NHL Czech skaters in goals...T-6th in the League and second on the team in game-winning goals (eight)...Tied his career-high seven game point streak (Nov. 4, 2006 vs. Pittsburgh through Nov. 18, 2006 vs. Philadelphia) with nine points (3-6=9)...Tied his career high with four-game assist streak (0-4=4) from Feb. 14-20...Tied a career high for single-game points (1-2=3) vs. Nashville on Feb. 9 and on Jan. 24 vs. St. Louis (1-2=3)...Appeared in his 200th game on Jan. 10 vs. Vancouver and scored a goal...Posted a five-game point streak (3-5=8) Dec. 22-31...Unsuccessful on first career penalty shot against Anaheim's J-S Giguere on Dec. 16...Missed three games with elbow injury from Nov. 14-17...Accounted for all three Sharks goals in a two-game span from Oct. 10-13...Scored both goals in the Sharks 2-1 win at Chicago on Oct.

10...Playoffs: Posted goals in four out of the six games in the WCSF...Scored the Sharks first goal in Game 5 of the WCSF vs. Dallas on May 2...Scored the game-winner in Game 4 of the WCSF at Dallas on April 30...Posted goals in the first two games of the WCSF.

Career 2006-07: Signed a six-year contract extension on Aug. 24, keeping him in San Jose through the 2013-14 season...Set a homegrown Sharks record with 66 points in his second season...Among all Czech players in the League, was second in power play goals (11), fourth in goals and fifth in points...T-4th in the League in game-winning goals (nine)...Fourth on the team in points and goals, third in assists and power play goals...Registered his third two-goal game of the season (2-0=2) on March 21 at Chicago...Tied his career high with three assists at Phoenix on March 15...Posted a career-high seven-game point streak (2-8=10) Nov. 4-18...Recorded a career-high three assists in his 100th game at Los Angeles on Nov. 9...Named Seagate Technology "Sharks Player of the Month" for October...Scored two goals and tied a career-high with seven shots in season opener vs. St. Louis on Oct. 5...**Playoffs:** Tied for the team lead in goals...Surpassed his 2005-06 playoffs points total with assist on Cheechoo's goal on May 2 vs. Detroit in WCSF Game 4...Added two goals, including the game-winner, on April 18 vs. Nashville in WCQF Game 4...**2005-06:** Sixth on San Jose and first among team rookies in points...Voted PlayStation "Sharks Rookie of the Year" by Bay Area media...21st among NHL rookies in points and T-15th in goals (fifth on team)...Recorded his first career fighting major/game misconduct against Nashville on March 11...Set a career-high by recording three points (1-2=3) and a plus-4 against Edmonton on March 9...Recorded his first career two-goal game (2-0=2) on Feb. 10 vs. Dallas...Registered his first career multi-point game (1-1=2) at Chicago on Oct. 7...Recorded first career assist in season opener at Nashville on Oct. 5...**Playoffs:** Returned to the lineup in Game 5 of the WCSF vs. Edmonton on May 14...Missed Games 3 and 4 of the WCSF at Edmonton with an upper body injury...T-8th among NHL rookies


CAREER VS. NHL

TEAM	GP	G	A	PTS	PIM
ANA	23	4	4	8	12
ATL	2	1	2	3	4
BOS	2	1	0	1	2
BUF	2	1	1	2	0
CGY	13	7	3	10	8
CAR	2	0	0	0	0
CHI	12	7	3	10	2
COL	12	2	8	10	2
CBJ	11	0	6	6	2
DAL	23	5	8	13	21
DET	12	1	5	6	8
EDM	13	4	3	7	14
FLA	2	0	0	0	2
LA	23	10	6	16	6
MIN	12	3	5	8	2
MTL	2	0	1	1	2
NSH	12	4	6	10	19
NJ	1	0	1	1	0
NYI	2	0	1	1	2
NYR	2	0	1	1	0
OTT	2	0	1	1	0
PHI	2	2	0	2	0
PHO	23	5	11	16	8
PIT	2	0	1	1	0
SJ	---	---	---	---	---
STL	11	5	6	11	10
TB	2	1	1	2	0
TOR	1	0	0	0	0
VAN	12	4	5	9	6
WAS	2	1	0	1	0
TOTALS	240	68	89	157	132

in points, T-6th in assists and T-2nd in plus/minus (plus-4)...Earned No. 1 star by recording assists (0-2=2) on both Sharks goals in Game 1 of the WCSF vs. Edmonton on May 7...Recorded his first career postseason goal in Game 5 of the WCQF at Nashville on April 30...Earned first career postseason point with an assist in Game 3 of the WCQF vs. Nashville on April 25...**2004-05:** Did not play...**2003-04:** Assigned to Cleveland (AHL) on Jan. 22 to begin rehabilitation, but reinjured knee in AHL game on Feb. 7 ending his season...Missed 46 games after being placed on IR after suffering knee injury on Oct. 11 at Calgary...Scored first NHL goal in NHL debut on Oct. 9 at Edmonton...**2002-03:** Had one goal in four postseason games for Budejovice...Represented Czech Republic in World Junior

Championships and finished T-2nd on team in scoring...**2001-02:** Represented country at World Under-18 Championships and T-1st on team in goals and third in points, helping club capture the bronze medal...**2000-01:** Appeared in five games with Budejovice...Represented country at World Under-18 Championships.

Personal: "Czecho" lists as his favorites: U2 (musician); "Wedding Crashers" (movie); "Entourage" (television show); Al Pacino (actor); Manchester United (professional sports team); Mexico (vacation spot); sushi (food); sjsharks.com (web site); Pittsburgh Penguins (NHL team while growing up)...If he wasn't in hockey, he'd be playing soccer...Pet peeve: traffic...Calls himself hard working, quiet and easy going...Best part about growing up in Czech Republic: being able to play hockey in the streets with his brother, Phoenix defenseman Zbynek...Likes to play with his PlayStation2 away from the ice (favorite game: "FIFA '08")...Bi-lingual: speaks Czech and English...Three wishes: have a great season, win the Stanley Cup and be healthy...Started skating and playing hockey when he was six.



CAREER STATISTICS

Season	Club	League	GP	G	A	PTS	PIM
1999-00	Budejovice Jr.	Czech	48	16	26	42	42
2000-01	Budejovice	Czech	5	0	0	0	0
	Budejovice Jr.	Czech	30	10	13	23	30
2001-02	Budejovice	Czech	47	6	11	17	12
	Budejovice Jr.	Czech	5	3	2	5	4
2002-03	Budejovice	Czech	46	3	5	8	14
	Kladno	Czech -2	-	-	-	-	-
	Czech Rep.	WJC	6	2	2	4	2
2003-04	San Jose	NHL	2	1	0	1	4
	Cleveland	AHL	7	2	2	4	4
2004-05	Did Not Play	-	-	-	-	-	-
2005-06	San Jose	NHL	81	17	18	35	45
2006-07	San Jose	NHL	78	26	40	66	36
2007-08	San Jose	NHL	79	24	31	55	47
	Sharks/NHL Totals		240	68	89	157	132

PLAYOFFS

GP	G	A	PTS	PIM
6	3	1	4	4
-	-	-	-	-
4	1	3	4	2
-	-	-	-	-
7	5	4	9	14
4	1	0	1	2
6	2	2	4	16
-	-	-	-	-
-	-	-	-	-
-	-	-	-	-
9	1	4	5	8
11	4	2	6	4
13	4	0	4	4
33	9	6	15	16

Selected by San Jose in the 2003 NHL Entry Draft (1st round, 6th overall).



TORREY MITCHELL

Shoots: Right

Height/Weight: 5-foot-11, 190 pounds

Born: 1/30/85 in Greenfield Park, Quebec

Hometown: Greenfield Park, Quebec

Selected by San Jose in the 2004 NHL Entry Draft (4th round, 126th overall).

17

CENTER

NHL CAREER HIGHLIGHTS

First NHL game — Oct. 4, 2007 at Edmonton

First NHL assist — Oct. 5, 2007 at Vancouver

First NHL goal — Nov. 9, 2007 at Anaheim (J-S Giguere)

Most points, game — 1, 20 times, most recent, March 18, 2008 at Los Angeles

Most goals, game — 1, 10 times, most recent, Feb. 27, 2008 at Columbus

Most assists, game — 1, 10 times, most recent, March 18, 2008 at Los Angeles

Most consecutive games, point — 4, Nov. 9, 2007 at Anaheim through Nov. 14, 2007 at Dallas

Most consecutive games, goal — 2, Nov. 9, 2007 at Anaheim through Nov. 10, 2007 vs. Phoenix

Most consecutive games, assist — 1, 10 times, most recent, March 18, 2008 at Los Angeles

Most consecutive games played — 82, Oct. 4, 2007 at Edmonton through April 6, 2008 at Dallas (intact entering 2008-09 season)

Best plus/minus — +2, Jan. 29, 2008 at Edmonton
PlayStation "Sharks Rookie of the Year" — 2008

2007-08: Named PlayStation "Sharks Rookie of the Year" in a vote by a panel of Bay Area media...Among League rookies, T-1st in SH points (three) and SH goals (two)...T-15th among NHL rookies in goals (10)...T-6th among all League forwards, T-7th among all rookies and T-1st among all rookie forwards in blocked shots (66)...Scored first career shorthanded goal at Anaheim on Dec. 16...Assisted on game-winning goal at Colorado on Dec. 3 and Dec. 11 vs. Minnesota...Registered a four-game point streak from Nov. 9-14 (3-1=4)...Scored his first NHL goal on Nov. 9 at Anaheim...Collected his first NHL point with an assist on Roenick's game-winning goal on Oct. 5 at Vancouver...**Playoffs:** Sixth in the League in faceoff percentage (55.6)...T-13th in NHL in takeaways (13)...Recorded first postseason assist in Game 1 of the WCSF vs. Dallas on April 25...Scored first postseason goal in Game 2 of the WCQF vs. Calgary on April 10...Made Stanley Cup Playoff debut in Game 1 of the WCQF vs. Calgary on April 9.

Career 2006-07: Led the team in points and assists, second on team in goals and third on team in PIM...Tied for 10th among HE scoring leaders...Named an Honorable Mention Hockey East All-Star...INCH Shop Player of the Week for Nov. 27...Honored as University of Vermont's Student Athlete of the Week...Named as the team's co-captain...Signed an NHL entry level contract forfeiting his senior season on March 21...Made his professional debut with Worcester on March 23 at Hartford...Recorded his first professional points (a goal and an assist) and first multi-point game on March 31 at Houston...Registered a three-point night (a goal and two assists) on April 7 at Binghamton...**Playoffs:** Second on Worcester in PIM...**2005-06:** Finished third in Hockey East in assists and ranked eighth in points — led team in both...Tied for 51st in the nation in scoring efficiency, averaging 1.05 points per game...Named to the Catamount Cup All-Tournament Team and received honorable mention among Hockey East All-Stars...**2004-05:** Third on team in points, fourth in goals and second in assists...Led team in PIM and plus/minus and T-1st in game-winning goals...Third among team freshmen in scoring, fourth in goals and first in assists...In ECAC, finished T-26th in points, T-13th in assists, T-25th in power play points and T-3rd overall in freshman scoring...Finished in nation's top-20 in points per game among rookies...Named ECAC Rookie of the Week on Oct. 11 and Nov. 1...Named National Player of the Week by INCH on Nov. 30 after scoring four goals in two wins, including a hat trick vs. New Hampshire on Nov. 27...Had five points (a goal and four assists) in three games from Dec. 19-30...**2003-04:** Had 62 points in 37 games.

Personal: "Mitchy" doesn't have any superstitions or pet peeves...Favorites: AC/DC (musicians); "Wedding Crashers" and "Zoolander" (movies); "Entourage" (television show); Denzel

CAREER VS. NHL

TEAM	GP	G	A	PTS	PIM
ANA	8	4	0	4	6
ATL	---	---	---	---	---
BOS	1	0	0	0	2
BUF	1	0	0	0	0
CGY	4	1	1	2	2
CAR	---	---	---	---	---
CHI	4	0	0	0	2
COL	4	0	1	1	0
CBJ	4	1	0	1	0
DAL	8	1	1	2	4
DET	4	0	0	0	2
EDM	4	0	1	1	2
FLA	---	---	---	---	---
LA	8	0	1	1	4
MIN	4	0	2	2	2
MTL	1	0	0	0	0
NSH	4	1	1	2	0
NJ	1	0	0	0	0
NYI	1	0	0	0	0
NYR	1	0	0	0	0
OTT	1	0	0	0	4
PHI	1	0	0	0	0
PHO	8	2	1	3	14
PIT	1	0	0	0	0
SJ	---	---	---	---	---
STL	4	0	0	0	6
TB	---	---	---	---	---
TOR	1	0	0	0	0
VAN	4	0	1	1	0
WAS	---	---	---	---	---
TOTALS	82	10	10	20	50

Washington (actor); Montreal Canadiens (NHL team while growing up); Indianapolis Colts (professional sports team); Il Fornaio (Bay Area restaurant); google.com (web site); pizza (food); "FIFA '08" (video game); Tiger Woods (professional athlete); Scotty's and Mullins Sports (favorite hometown hangouts)...Speaks French and English...If he wasn't in hockey, he'd own a business...Owns a boxer named Tiger...Describes himself as competitive, fun and tenacious...Lists his non-sports idol as actor Will Ferrell...Would like to meet Muhammad Ali...Hockey idol is Joe Sakic...Memorable NHL moment: first playoff goal...Three wishes: win a Stanley Cup, buy a retirement home for his parents and have a healthy and happy family...Started skating when he was two and playing hockey at four.



PLAYERS

CAREER STATISTICS

Season	Club	League
2003-04	Hotchkiss	USHSE
2004-05	Vermont	ECAC
2005-06	Vermont	HE
2006-07	Vermont	HE
	Worcester	AHL
2007-08	San Jose	NHL
	Sharks/NHL Totals	

GP	G	A	PTS	PIM	GP	G	A	PTS	PIM
25	25	37	62	42	-	-	-	-	-
38	11	19	30	74	-	-	-	-	-
38	12	28	40	34	-	-	-	-	-
39	12	23	35	46	-	-	-	-	-
11	2	5	7	27	6	1	1	2	15
82	10	10	20	50	13	1	2	3	10
82	10	10	20	50	13	1	2	3	10

Selected by San Jose in the 2004 NHL Entry Draft (4th round, 126th overall).

PLAYOFFS



DOUGLAS MURRAY

Shoots: Left

Height/Weight: 6-foot-3, 240 pounds

Born: 3/12/80 in Bromma, Sweden

Hometown: Stockholm, Sweden

Selected by San Jose in the 1999 NHL Entry Draft (8th round, 241st overall).

3

DEFENSE

NHL CAREER HIGHLIGHTS

First NHL game — Dec. 2, 2005 at Buffalo

First NHL goal — Feb. 21, 2008 at Philadelphia (Martin Biron)

First NHL assist — Feb. 2, 2006 vs. Minnesota

Most points, game — 1, 4 times, most recent, Jan. 13, 2007 at Phoenix

Most goals, game — 1, Feb. 21, 2008 at Philadelphia

Most assists, game — 2, Oct. 5, 2007 at Vancouver

Most consecutive games, point — 2, 2 times, most recent, March 3, 2008 vs. Montreal through March 5, 2008 vs. Ottawa

Most consecutive games, point — 1, Feb. 21, 2008 at Philadelphia

Most consecutive games, assist — 2, 2 times, most recent, March 3, 2008 vs. Montreal through March 5, 2008 vs. Ottawa

Most consecutive games played — 28, Dec. 2, 2005 at Buffalo through Feb. 4, 2006 vs. Anaheim

Best plus/minus — +4, Nov. 12, 2007 vs. Phoenix

World Championships — Sweden (2008)

2007-08: Second on Sharks in plus/minus (plus-20, T-24th NHL)...Fourth on team in blocked shots (83)...T-1st on team in hits (127) and third in penalty minutes (98)...Set a single-game career high by accumulating 24:52 time on ice on March 19 vs. Minnesota...Missed March 1 at St. Louis due to the flu...Scored his first NHL goal in his 115th game at Philadelphia on Feb. 21...Placed on Injured Reserve on Feb. 8 and activated on Feb. 17 (hip/groin)...Appeared in his 100th NHL game on Jan. 5 vs. Columbus...Missed four games (Dec. 22-29) due to injury (ankle)...His plus-10 in the three games from Nov. 12-15 and a plus-11 in the four games from Nov. 10-15 were both Sharks records...Led the team with a plus-4 rating and six blocked shots on Nov. 12 vs. Phoenix...Activated from IR on Nov. 9...played at Anaheim...Placed on IR on Nov. 2 (wrist — retroactive to Oct. 29)...Led the team with a plus-3 rating and notched his first career multi-point game (two assists) on Oct. 5 at Vancouver...**Playoffs:** Primary assist on Thornton's game-winning goal with 9.2 seconds left in Game 4 of the WCQF at Calgary on April 15...Scored first playoff goal in Game 3 of the WCQF at Calgary on April 13...Made his postseason debut on April 9 vs. Calgary and was

a team best plus-2...**World Championships:** Even plus/minus rating and 27 PIM's in five games...Lost 4-0 to Finland in the Bronze Medal game.

Career 2006-07: Recorded nine penalty minutes in his first game of the season on Oct. 29 at Tampa Bay...**2005-06:** Third on Sharks and 10th among NHL rookies in hits (110)...Notched his first NHL point with an assist on Feb. 2 against Minnesota...Set a career-high with seven hits at Toronto on Dec. 3 and matched it on Dec. 28 vs. Phoenix...Made his NHL debut on Dec. 2 at Buffalo...**2004-05:** Served as an alternate captain for Cleveland...Assisted on the first goal of the season at Grand Rapids on Oct. 15...Scored his first goal of the season on Oct. 20 vs. Milwaukee...Led Barons defensemen with a plus-4 on home ice...**2003-04:** Fifth among AHL defensemen in shooting percentage (.096, 10 goals, 104 shots)...Made pro debut, posting 22 points, second among all Barons defensemen...Eighth on team in PIM (75)...One of two Barons defensemen to post double-digit goals...Scored first AHL goal on Nov. 21 at Toronto...**Playoffs:** T-3rd on team and led defensemen in goals...T-1st among all AHL defensemen and AHL rookies with three power play goals...Scored GW goal on April 30 vs. Hamilton...**2002-03:** Named to *Hockey Digest's* NCAA All-America Second Team...Helped Cornell to ECAC Championship and berth in the Frozen Four...Named as ECAC All-Tournament Team defenseman...Named First Team All-Ivy League defenseman...Selected as the ECAC's best defensive defenseman...Named First Team All-ECAC defenseman...Tied college career high in games played...Second among Cornell defensemen in points and led in assists...Fifth on team in points...Served as Cornell co-captain...Named to Hockey East Preseason All-Conference Team...Posted two assists in three NCAA Tournament games and was named to the East Regional All-Tournament Team...**2001-02:** Hobey Baker Award finalist served as alternate captain at Cornell...T-1st on team and led Cornell defensemen in scoring...T-3rd on Cornell in goals and power play goals (seven)...Named to the ECAC All Conference First Team, First Team All-Ivy League and was named Ivy League Player of the Year...

CAREER VS. NHL

TEAM	GP	G	A	PTS	PIM
ANA	16	0	1	1	2
ATL	1	0	0	0	0
BOS	1	0	0	0	0
BUF	2	0	0	0	4
CGY	6	0	0	0	7
CAR	1	0	0	0	0
CHI	4	0	0	0	10
COL	5	0	0	0	5
CBJ	5	0	0	0	13
DAL	12	0	1	1	23
DET	5	0	1	1	6
EDM	7	0	1	1	19
FLA	2	0	0	0	0
LA	17	0	1	1	6
MIN	5	0	2	2	2
MTL	2	0	1	1	0
NSH	3	0	0	0	0
NJ	1	0	0	0	0
NYI	1	0	0	0	15
NYR	2	0	0	0	0
OTT	2	0	1	1	2
PHI	1	1	0	1	0
PHO	16	0	2	2	24
PIT	1	0	0	0	0
SJ	---	---	---	---	---
STL	6	0	0	0	2
TB	2	0	0	0	9
TOR	2	0	0	0	0
VAN	5	0	2	2	7
WAS	2	0	0	0	0
TOTALS	135	1	13	14	156

Selected to the JOFA Division I All-America First Team...Recipient of Nicky Bawlf Award as the team's most valuable player...Named to ECAC All-Tournament Team and NCAA Regional Championship All-Tournament Team...Helped team reach the NCAA Tournament...Named to American Hockey Coaches Association's All-America East First Team...**2000-01**: Named to All-Ivy League First Team and All-ECAC Championship Tournament team...Helped Cornell reach the ECAC Tournament Championship Game...Second on team in defensemen scoring...**1999-00**: Third among Cornell defensemen in scoring...**1998-99**: Posted 64 points (17-47=64) in 60 games in the Eastern Junior Hockey League.

Personal: "Crankshaft" hates waiting in traffic... Favorites: Robby Williams (musician); "The

Thomas Crown Affair" (movie); "Entourage" (television show); Anthony Hopkins (actor); French Riviera (vacation spot); teammate Jeremy Roenick (professional athlete); facebook.com and E-mail (web sites); depends on mood (food); Village Restaurant (hometown hangout); San Jose Sharks (professional sports team); Plumed Horse (San Jose area restaurant)...If he wasn't in hockey, he'd be an entrepreneur...Memorable Sharks/NHL moment: second game ("The first one was a blur")...Hockey idols are Scott Stevens and his grandfather, Lasse Bjorn...Puts his left skate on first...Three words to describe himself: passion, integrity and sociable...Best part about growing up in Sweden: summer house and his childhood friends...If he could meet someone in history, he'd like to meet Rebecca Luscombe...Away from the ice, he likes to play poker and socialize...Speaks English and Swedish...Involved with Uber Tap, a hands-free beer tap...Started skating at two and playing hockey when he was six.

PLAYERS




CAREER STATISTICS

Season	Club	League	GP	G	A	PTS	PIM
1998-99	Applecore	EJHL	60	17	47	64	62
1999-00	Cornell	ECAC	32	3	6	9	38
2000-01	Cornell	ECAC	25	5	13	18	39
2001-02	Cornell	ECAC	35	11	21	32	67
2002-03	Cornell	ECAC	35	5	20	25	30
2003-04	Cleveland	AHL	72	10	12	22	75
2004-05	Cleveland	AHL	54	6	17	23	56
2005-06	San Jose	NHL	34	0	1	1	27
	Cleveland	AHL	20	1	7	8	37
2006-07	San Jose	NHL	35	0	3	3	31
	Worcester	AHL	5	2	1	3	8
2007-08	San Jose	NHL	66	1	9	10	98
	Sweden	World Champ.	5	0	0	0	27
	NHL/Sharks Totals		135	1	13	14	156

PLAYOFFS

GP	G	A	PTS	PIM
-	-	-	-	-
1	1	0	1	0
0	4	4	8	0
1	0	1	0	0
3	0	2	2	N/A
3	0	3	3	37
-	-	-	-	-
-	-	-	-	-
-	-	-	-	-
13	1	1	2	2
-	-	-	-	-
13	1	1	2	2

Selected by San Jose in the 1999 NHL Entry Draft (8th round, 241st overall).



EVGENI NABOKOV

(nuh-BAH-kov)

Catches: Left

Height/Weight: 6-foot, 205 pounds

Born: 7/25/75 in Ust-Kamenogorsk, Kazakhstan

Hometown: San Jose, California

Selected by San Jose in the 1994 NHL Entry Draft (9th round, 219th overall).

GOALTENDER

NHL CAREER HIGHLIGHTS

First NHL game — Jan. 1, 2000 at Nashville

First NHL win — March 2, 2000 vs. Nashville

First NHL shutout — Jan. 19, 2000 at Colorado

Most shots faced, game — 48, Nov. 19, 2002 at Washington

Most saves, game — 46, Nov. 19, 2002 at Washington

Most goals allowed, game — 7, 2 times, most recent, Nov. 26, 2006 vs. Detroit

Most consecutive wins — 10, Feb. 21, 2008 at Philadelphia thru March 14, 2008 vs. St. Louis

Most consecutive games unbeaten — 11, Oct. 20, 2000 at Minnesota through Nov. 14, 2000 at New Jersey

Most consecutive starts — 50, March 24, 2007 through Jan. 12, 2008 vs. Toronto

Career shutouts — 40, most recent, Jan. 29, 2007 at Edmonton

300th NHL game — March 23, 2006 at Detroit

400th NHL game — Jan. 22, 2008 vs. Chicago

200th NHL win — March 7, 2008 at Chicago

Vezina Trophy Finalist — 2008, second in voting

Calder Memorial Trophy — 2001

NHL First All-Star Team — 2008

NHL Player of the Month — Dec. 2007 (Third Star), Feb. 2002

NHL Defensive Player of the Month — Feb. 2004

NHL Player of the Week — Nov. 12-18, 2007 (Second Star), Dec. 24-30, 2007 (Third Star), March 5-11, 2007 (Third Star)

NHL Rookie of the Month — Nov. and Dec. 2000

All-Star Game — 2001, 2008

Olympics — Team Russia (2006)

World Championships — Team Russia (2008)

Seagate Technology "Sharks Player of the Month" — Dec. 2007, Oct. 2007, March 2007, Nov. 2006 (co-winner), Dec. 2003 (co-winner), Feb. 2002, Nov. 2001, Dec. 2000, Oct. 2000

Seagate Technology "Sharks Player of the Year" — 2000-01, 2007-08

PlayStation "Sharks Rookie of the Year" — 2000-01

2007-08: Named to the NHL First All-Star Team...Finished second in the voting for the Vezina Trophy (top goaltender) and seventh for the Hart Memorial Trophy (most valuable player)...Named Seagate Technology "Sharks Player of the Year"...46 wins were the fourth most in a single season in NHL history (48 - Brodeur, NJ - 2006-07; 47 - Parent, PHI - 1973-74; 47 - Luongo, VAN - 2006-07)...77 appearances were tied for the League lead

and tied for third most in NHL history...Led NHL in wins (46), second in minutes played (4560:56), T-3rd in shutouts (six) and T-3rd in goals-against average (2.14)...Second in the League in one-goal wins (25)...Career record of 8-11 in shootouts...Tied single season high with his 67th appearance (2001-02) on March 11 at Nashville. He reached the 40-win plateau for the first time with a 2-1 victory...Victory at Chicago on March 7 gave him 38 on the season which set a personal single season high and a Sharks franchise high for a single season. It also marked his 200th win in his 418th game (200-149-29)...Stopped Rick Nash's penalty shot on Feb. 8 vs. Columbus, making him 4-for-4 on the year and 9-for-12 in his career on penalty shots...Reached the 30-win plateau for the fourth time in his career, first since 2003-04 season, on Feb. 8 vs. Columbus...Named as a Western Conference All-Star (also appeared in 2000-01 ASG). Became the first All-Star goaltender to not allow a goal in a period since Nikolai Khabibulin in 2002. Also did not allow a goal in the Skills competition...Had 40th career shutout at Edmonton on Jan. 29, making only 13 saves, the fewest ever in a Sharks shutout...His 43 consecutive starts to start the season was the NHL's second-longest streak since 1989-90. Martin Brodeur (NJ), 44 starts from Jan. 3-April 13, 1996, is the only goalie to have a longer streak in that time. He was 25-12-6 with a 1.99 GAA, a .918 save percentage and five shutouts in that time...Started 50 consecutive games from March 24, 2007 at Carolina through Jan. 12, 2008 vs. Toronto, a franchise record previously held by Chris Terreri (24 games, Nov. 16, 1995 at St. Louis through Jan. 8, 1996 vs. Florida). In that time, he was 30-12-7 with a .916 save percentage (1117/1219), a 2.08 GAA (102 goals against/2947 minutes played) and five shutouts...Named NHL's Third Star of the Month for December as he posted a 10-4-1 record, 1.96 GAA and .925 save percentage in 15 games...Named NHL's Third Star for week ending Dec. 30, posting a record of 3-0-0, a 1.34 GAA, a .949 save percentage and one shutout...Named Seagate Technology "Sharks Player of the Month" for December...His

CAREER VS. NHL

TEAM	GP	MINS	GA	SOF	SHO	W	L	T/OT	PTS%	GAA	SV%
ANA	37	2150	83	970	1	18	14	3	.357	2.32	.914
ATL	6	372	13	162	0	3	1	2	.667	2.10	.920
BOS	5	297	13	131	0	2	3	0	.400	2.63	.901
BUF	5	272	9	128	0	2	2	1	.500	1.99	.930
CGY	23	1368	55	566	2	10	8	4	.545	2.41	.903
CAR	7	364	13	169	1	5	1	0	.833	2.14	.923
CHI	19	1132	39	495	1	12	4	2	.722	2.07	.921
COL	21	1176	56	588	3	7	12	2	.381	2.86	.905
CBJ	19	1095	30	456	3	14	4	0	.778	1.64	.934
DAL	33	1911	83	802	2	10	16	5	.403	2.61	.897
DET	21	1163	69	599	1	5	13	1	.289	3.56	.885
EDM	19	1172	49	493	2	6	6	7	.500	2.51	.901
FLA	5	305	10	162	1	4	0	1	.900	1.97	.938
LA	34	2005	68	879	4	19	11	3	.621	2.03	.923
MIN	21	1249	45	509	3	11	8	2	.571	2.16	.912
MTL	6	337	17	145	0	4	2	0	.667	3.03	.883
NAS	23	1296	45	511	2	11	7	3	.595	2.08	.912
NJ	5	271	12	120	1	2	3	0	.400	2.66	.900
NYI	8	472	17	208	2	5	2	0	.774	2.48	.918
NYR	5	279	11	129	0	2	3	0	.400	2.37	.915
OTT	7	347	17	146	1	3	3	0	.500	2.94	.884
PHI	6	332	9	144	1	3	0	2	.800	1.63	.938
PHO	36	1884	77	851	5	16	11	4	.581	2.45	.910
PIT	7	397	13	191	1	6	1	0	.857	1.96	.932
STL	17	1002	40	435	2	8	7	1	.531	2.40	.908
TB	6	367	17	181	0	2	3	1	.417	2.78	.906
TOR	2	125	5	51	0	1	0	1	.750	2.40	.902
VAN	19	1045	43	457	0	9	5	3	.618	2.47	.906
WAS	8	485	16	248	1	8	0	1	1.000	1.98	.935
TOTALS	430	24612	974	10926	40	208	150	48	.571	2.37	.911

shutout streak of 271:20 against Phoenix was the longest individual goalie shutout streak vs. any team in franchise history. It was the second longest stretch in the NHL since 1989, with only Dominik Hasek's 281:57 against the New York Rangers from Nov. 28, 1997-Nov. 25, 1998 surpassing it...Won the longest shutout in Sharks history by stopping four of six shots at Anaheim on Dec. 16...Earned his third consecutive shutout against Phoenix on Dec. 7. His 27-save performance extended his shutout streak against the Coyotes to 230:47...Named League's No. 2 Star of the Week from Nov. 12-18 by posting a 3-0-1 record with a .96 GAA, .959 save percentage and two shutouts...Named Seagate Technology "Sharks Player of the Month" for October...**Playoffs:** Appeared in his 50th postseason game in Game 4 of the WCQF at Calgary on April 15...Recorded his sixth postseason shutout, his first since April 26, 2007 vs. Detroit, in Game 2 of the WCQF vs. Calgary on April 10 by stopping 21 shots...**World Championships:** Posted 5-0-0 record with a 1.78



PLAYERS

GAA, .929 save percentage and two shutouts in helping Russia to a gold medal...Voted as a Media All-Star...Voted Russia's best player by the coaches...Voted the "Best Goalkeeper" by the Directorate.

Career 2006-07: T-2nd in NHL in shutouts, T-6th in GAA and 12th in save percentage...Named NHL's Third Star of the Week for March 5-11 by posting a 2-0-1 record with a 0.66 GAA (2 GA/183 minutes played) and a .976 save percentage (83/85)...Set a franchise record for individual shutout streak (166:07) March 2 at Dallas through March 9 vs. Vancouver...His back-to-back road shutouts marked the first time in Sharks history that one goalie has recorded back-to-back road shutouts with no home games in between and only the second time in history that the team had back-to-back road shutouts with no home games in between...Named co-winner of the Seagate Technology "Sharks Player of the Month" along with Vesa Toskala for the month of November, posting a 4-2 mark in seven appearances, along with a 2.06 GAA and a .929 save percentage...

Playoffs: Posted fifth postseason shutout in 2-0 victory on April 26 at Detroit in WCSF Game 1, stopping 34 shots...**2005-06:** Signed a four-year contract extension on Feb. 7...**Olympics:** His 1.34 GAA in seven games (5-2-0) was second best among Olympic goaltenders...Posted three shutouts, including blanking the gold-medal winning Swedish team...**Playoffs:** Made lone postseason appearance in Game Four of the

THE FIRST GOAL

The 2001-02 season was a memorable one for Evgeni Nabokov in many ways. But one feat will stand out forever.

On March 10, 2002, "Nabby" became the first goaltender in Sharks history and the seventh in NHL history to score a goal in a regular season game. Nabokov's goal came on an empty net at 19:12 of the third period in San Jose's 7-4 win in Vancouver.

Two more facts add to the significance of Nabokov's goal. It was the first ever scored by a European-born goaltender and the first scored by a goaltender on the power play.

NABOKOV'S FRANCHISE RECORDS

(entering the 2008-09 season)

ALL-TIME RECORD	NUMBER	SINGLE RECORD	SEASON YEAR SET
Games Played	430	Wins (46)	2007-08
Minutes	24,612	Shutouts (9)	2003-04
Wins	208	Appearances (77)	2007-08
Ties	36	Minutes (4,561)	2007-08
Shutouts	40		

WCSF at Edmonton on May 12 in relief of Toskala...**2004-05:** Played part of the season with Metallurg Magnitogorsk (Russia)...**2003-04:** Posted third 30-win season and set franchise record for most shutouts in a single-season with nine (T-3rd NHL) on March 31 at Los Angeles in 3-0 win (previous high was seven, set by Nabokov in 2001-02)...Earned 25th victory (for the third time in last four seasons) on March 18 at Los Angeles...Recorded 25th NHL shutout (becoming the 62nd player in League history) in a 1-0 win vs. St. Louis on Feb. 29...Named NHL Defensive Player of the Month for February after posting an 8-2-0 record, 1.75 GAA, .934 save percentage and three shutouts...Recorded 18th shutout and first of the season on Oct. 16 vs. Philadelphia in 0-0 tie, marking the franchise's seventh scoreless tie and the fourth involving Nabokov...**Playoffs:** T-2nd in NHL in GAA, fourth in wins, third in save percentage and T-3rd in shutouts...**2002-03:** Became franchise's all-time leader in decisions (175) in 3-2 loss on Feb. 17 at Los Angeles...Tied Arturs Irbe for first in all-time Sharks decisions (174) with loss Feb. 10 at Detroit...Became franchise's all-time leader in minutes played (10,287) and goaltender games played (184), passing Irbe in each category, in a 6-2 win Feb. 5 vs. Carolina...Fourth among all NHL goaltenders in wins (33) during the 2002 calendar year...Posted first shutout and 15th of career with 34-save effort Dec. 14 vs. Washington...**2001-02:** T-2nd in NHL in shutouts and third in wins (franchise record)...Fourth in Vezina Trophy voting...On March 10 at Vancouver, became seventh goaltender (first in franchise history) in NHL history to score a goal and first netminder to score a power play goal...Tied Irbe's franchise record with personal 7-game win streak from Jan. 30-Feb. 28...Named NHL Player of the Month and Seagate Technology "Sharks Player of the Month" for February after posting a 6-0-0 record, 1.17 GAA, .952 save percentage and two shutouts...Named NHL Player of the Week for Feb. 4-10 after posting a 3-0-0 record, 0.67 GAA, .975 save percentage and two shutouts...Set career franchise win record (58th)...Became franchise's all-time shutout leader with 11th (38 saves) Dec. 14 at Colorado, the site of his first career shutout (Jan. 19, 2000 at Colorado)...Named Seagate Technology "Sharks Player of the Month" for November after posting a 7-5-1 record (two overtime losses), 2.04 GAA and .925 save percentage...Played in 100th NHL game Dec. 6 at Calgary...**Playoffs:** Picked up second career postseason assist (making him Sharks all-time leader) on May 1 in Game One of the WCSF at Colorado...Clinched first career playoff series win and franchise's fastest series victory ever in Game Five of the WCQF on April 26 vs. Phoenix...Stopped 21 shots to pick up first career home playoff victory in Game One of the WCQF on April 17 vs. Phoenix...**2000-01:** Captured Calder Memorial Trophy as the "player selected as the most proficient in his first year of competition in the National Hockey League," garnering a total of 565 points and 50 of 62 first place votes...Finished fourth overall in voting for the Vezina Trophy...Selected to the NHL's All-Rookie Team...Named *The Sporting News* NHL Rookie of the Year in a vote among NHL players...Held opponents to two or fewer goals in 46 of 63 starts...Held opponents to three goals or less in 57 of 63 starts...Led NHL in GAA on the road (1.94, only netminder to have sub-2.00 road GAA)...Named Seagate Technology "Sharks Player of the Year" and PlayStation "Rookie of the Year"...Named NHL Player of the Week for Jan. 22-28 after posting a 2-0-1 record, 1.30 GAA and a .947 save percentage...Stopped 11 of 16 shots in 20 minutes of action for the World Team All-Stars at the NHL All-Star Game...Named Seagate Technology "Sharks Player of the Month" for December...Named NHL Rookie of the Month for December (second consecutive month) after posting a 7-2-2 record, 2.11 GAA, .924 save percentage and two shutouts...Became first rookie

PENALTY SHOTS FACED BY EVGENI NABOKOV

(9-for-12 entering the 2008-09 season)

Date	Opponent	Player	Result	Time	Period	Score
Feb. 8, 2008	vs. Columbus	Rick Nash	Unsuccessful	13:03	2nd	2-1 W
Dec. 22, 2007	vs. Anaheim	Todd Bertuzzi	Unsuccessful	13:07	1st	2-5 L
Nov. 24, 2007	vs. Los Angeles	Ladislav Nagy	Unsuccessful	11:58	2nd	1-2 L
Nov. 7, 2007	vs. Dallas	Sergei Zubov	Unsuccessful	6:54	1st	1-3 L
Feb. 28, 2007	vs. Nashville	Martin Erat	Unsuccessful	12:07	2nd	3-4 L (SO)
Nov. 30, 2005	at Dallas	Antti Miettinen	Successful	5:10	1st	1-4 L
Oct. 18, 2003	vs. Ottawa	Marian Hossa	Successful	9:22	3rd	1-4 L
March 24, 2003	vs. Tampa Bay	Martin St. Louis	Unsuccessful	17:56	3rd	1-4 L
Feb. 17, 2003	at Los Angeles	Zigmund Palffy	Unsuccessful	2:12	3rd	2-3 L
Jan. 8, 2002	vs. St. Louis	Sergei Varlamov	Unsuccessful	5:11	2nd	2-6 L
Feb. 26, 2001	at St. Louis	Marty Reasoner	Successful	6:39	1st	2-7 L
Nov. 1, 2000	vs. Pittsburgh	Martin Straka	Unsuccessful	:40	1st	3-2 W

since Pittsburgh's Patrick Lalime (Dec. and Jan., 1996-97) to win the award in consecutive months...Posted 20th win in 28th game becoming the second fastest rookie goaltender since 1990-91 to reach the 20-win mark (Lalime, 27 games, 1996-97)...Named NHL Rookie of the Month for November with an 8-2-1 record, 1.96 GAA, .925 save percentage and a shutout...Posted 11-game unbeaten streak (9-0-2-0) from Oct. 20-Nov. 14, tying the mark for the longest individual streak in Sharks history (Steve Shields, 11 games, 9-0-2, March 9-April 9, 1999)...Named Seagate Technology "Sharks Player of the Month" for October and was runner-up for NHL Rookie of the Month for October after going 5-1-1 with a 1.75 GAA and a .938 save percentage...Posted four consecutive road victories (Oct. 20-25), which tied a franchise record for consecutive wins away from home...

Playoffs: Posted first playoff win and shutout (28 saves) in Game Two of the WCQF at St. Louis on April 14...One of 22 goalies and fourth since 1980 to record a shutout in their first or second career playoff start...One of seven goalies since 1943-44 to record a shutout in their first playoff win...Made first playoff start in Game One of WCQF at St. Louis April 12...Combined with Miikka Kiprusoff to become first goaltending duo since 1995 (Washington's Jim Carey and Olaf Kolzig) to capture their first career playoff wins in the same series...**1999-00:** Picked up first NHL victory March 2 vs. Nashville, facing two shots in 35-plus minutes of relief...Shutout Colorado for a 0-0 tie in his first NHL start, stopping 39 shots, Jan. 19...Made NHL debut Jan. 1 at Nashville, stopping all four shots in relief of Shields...**1998-99:** Tied Kentucky record for wins in a season...Second in AHL in shutouts, T-2nd in wins and eighth in GAA...Named Itch AHL Goaltender of the Month for November (4-2-0, 1.68 GAA, two shutouts)...Posted first career shutout Nov. 8 at Cincinnati...**Playoffs:** Had two shutouts...**1997-98:** Played first season in North America...Earned first professional victory Oct. 4 at Cincinnati, stopping 23 of 29 shots...Drafted as Yevgeni Nabokov, but changed name to John before his first North American season...**1996-97:** Signed first North American contract in summer of 1997.

Personal: "Nabby" and his family own a daschund (Bailey)...Favorites: Nickelback and Fall Out Boy (musicians); "Wedding Crashers" (movie); "Entourage" (television show); Los Angeles Lakers (professional sports team); Steamers and Masa's Sushi (San Jose area restaurants); Hawaii (vacation spot); Italian and sushi (food); Roger Federer (professional athlete)...Likes to play tennis away from the rink...Speaks Russian and English...One of three Sharks (Thornton and Cheechoo) to be featured in the McFarlane Sports Picks NHL Hockey figurine series (2002)...Originally wore No. 35 (1999-01)...Best part about growing up in his hometown: playing hockey...Started skating and playing hockey when he was seven.



CAREER STATISTICS

PLAYOFFS

Season	Club	League	GP	W	L	OT	MIN	GA	SO	GAA	GP	W	L	MIN	GA	SO	AVG
1992-93	Kamenogorsk	CIS	4		NA		109	5	0	2.75	-	-	-	-	-	-	-
1993-94	Kamenogorsk	CIS	11		NA		539	29	0	3.22	-	-	-	-	-	-	-
1994-95	Dynamo	CIS	37		NA		2075	70	NA	2.02	-	-	-	-	-	-	-
1995-96	Dynamo	CIS	39		NA		2008	67	NA	2.00	-	-	-	-	-	-	-
1996-97	Dynamo	Russia	27		NA		1588	56	2	2.11	4		NA	255	12	0	2.82
1997-98	Kentucky	AHL	33	10	21	2	1867	122	0	3.92	1	0	0	23	1	0	2.59
1998-99	Kentucky	AHL	43	26	14	1	2429	106	5	2.62	11	6	5	599	30	2	3.00
1999-00	Kentucky	AHL	2	1	1	0	120	3	1	1.50	-	-	-	-	-	-	-
	Cleveland	IHL	20	12	4	3	1161	52	0	2.90	-	-	-	-	-	-	-
	San Jose	NHL	11	2	2	1	414	15	1	2.17	1	0	0	20	0	0	0.00
2000-01	San Jose	NHL	66	32	21	7	3700	135	6	2.19	4	1	3	218	10	1	2.75
2001-02	San Jose	NHL	67	37	24	5	3901	149	7	2.29	12	7	5	712	31	0	2.61
2002-03	San Jose	NHL	55	19	28	8	3227	146	3	2.71	-	-	-	-	-	-	-
2003-04	San Jose	NHL	59	31	19	8	3456	127	9	2.20	17	10	7	1052	30	3	1.71
2004-05	Metallurg	Russia	14	-	-	-	808	27	3	2.00	5	-	-	307	13	0	2.53
2005-06	San Jose	NHL	45	16	19	7	2575	133	1	3.10	1	0	0	12	1	0	5.00
	Russia	Olympics	-	-	-	-	126	8	3	1.34	-	-	-	-	-	-	-
2006-07	San Jose	NHL	50	25	16	4	2778	106	7	2.29	11	6	5	701	26	1	2.23
2007-08	San Jose	NHL	77	46	21	8	4561	163	6	2.14	13	6	7	853	31	1	2.18
	Russia	World Champ.	5	5	0	0	303	9	2	1.78	-	-	-	-	-	-	-
	Sharks/NHL Totals		430	208	150	48	24612	974	40	2.37	59	30	27	3567	129	6	2.17

Selected by San Jose in the 1994 NHL Entry Draft (9th round, 219th overall).



JOE PAVELSKI

Shoots: Right

Height/Weight: 5-foot-11, 195 pounds

Born: 7/11/84 in Plover, Wisconsin

Hometown: Plover, Wisconsin

Selected by San Jose in the 2003 NHL Entry Draft (7th round, 205th overall).

8

CENTER

NHL CAREER HIGHLIGHTS

First NHL game — Nov. 22, 2006 vs. Los Angeles

First NHL goal — Nov. 22, 2006 vs. Los Angeles (Mathieu Garon)

First NHL assist — Dec. 9, 2006 vs. Nashville

Most points, game — 3, March 28, 2008 at Anaheim

Most goals, game — 2, 3 times, most recent, Nov. 15, 2007 at Phoenix

Most assists, game — 3, March 28, 2008 at Anaheim

Most consecutive games, point — 5, Feb. 27, 2008 at Columbus through March 5, 2008 vs. Ottawa

Most consecutive games, goal — 3, 2 times, most recent, Feb. 27, 2008 at Columbus through March 1, 2008 at St. Louis

Most consecutive games, assist — 3, April 1, 2007 vs. Los Angeles through April 7, 2007 vs. Vancouver

Most consecutive games played — 84, April 5, 2007 vs. Calgary through April 6, 2008 vs. Dallas (injured entering 2008-09)

Best plus/minus — +2, 4 times, most recent, March 28, 2008 at Anaheim

2007-08: T-4th on team in goals and 5th in points...T-12th among League forwards, second among SJ forwards in blocked shots (59)...11 points in the last 11 games (3-8=11)...18 points (7-11=18) in the last 20 games...Recorded first career three point game, all primary assists, in Sharks Pacific Division Championship-clinching game at Anaheim on March 28...Set a career high in single season assists on March 18 at Los Angeles (15)...Surpassed his rookie point output with his 29th point, a goal at Nashville on March 11...Scored first career SH goal vs. Chicago on Jan. 22...Tied a career high with two goals on Nov. 15 at Phoenix...Posted first goal of the season on Oct. 15 at Vancouver...Registered his first point of the season (assist) on Oct. 7 at Colorado...**Playoffs:** T-2nd in NHL in game-winning goals (three)...Had one point in eight out of the 13 games (5-4=9)...Scored the overtime game-winner in Game 5 of the WCSF vs. Dallas on May 2...Scored the game-winning goal in Game 7 of the WCQF vs. Calgary on April 22...Recorded his first career multi-point playoff game (1-1=2) in Game 5 of the WCQF vs. Calgary

on April 17...Tied a Sharks postseason record for shots in a period with six in the second of Game 2 of the WCQF vs. Calgary on April 10. In same game, added his first career postseason game-winning goal and had a postseason career high with eight shots...Posted his first career postseason assist in Game 1 of the WCQF vs. Calgary on April 9.

Career 2006-07: Sharks were 9-2-1 when he scored a goal and 16-5-2 when he recorded a point...Among all NHL rookies, 12th in goals, T-7th in game-winning goals (three), T-8th in power play goals (five) and 13th in points...His power play goal vs. Detroit on Jan. 4 tied a then-franchise record for power play goals in a season by a rookie (five)...Scored the GW goal on Dec. 2 at Detroit with six seconds remaining in regulation, giving San Jose just their third-ever regular season win at Detroit...Recalled by San Jose on Nov. 22 and scored a goal in his first NHL game vs. Los Angeles that night...When recalled from Worcester (AHL), was T-4th in the AHL and first among AHL rookies in points (8-18=26)...**Playoffs:** Scored goal in his second Playoff game April 18 vs. Nashville in WCQF Game 4...**2005-06:** 2006 RbK Division I Second Team All-American...Led the Badgers in assists, points, 11 power play goals, six game-winning goals and 15 multi-point games...Points ranked second in the WCHA overall and his 39 WCHA points were fourth...Named the WCHA's Offensive Player of the Week for Jan. 15, his third award...Named by InsideCollegeHockey.com as a Top-10 Hobey Baker Award candidate for 2006-07...**Playoffs:** Named to the NCAA Midwest Regional All-Tournament Team and INCH's Second Team All-American...Had hat trick in the NCAA regional semifinal win over Bemidji State...Had two assists as Wisconsin won their sixth NCAA Division I National Championship...**2004-05:** T-5th in WCHA in points...Led team in points, assists and plus/minus and second in goals...T-1st in PP goals...Tied for 13th overall and

CAREER VS. NHL

TEAM	GP	G	A	PTS	PIM
ANA	12	0	8	8	2
ATL	1	0	0	0	0
BOS	1	0	0	0	0
BUF	1	0	1	1	2
CGY	7	1	1	2	4
CAR	1	0	0	0	0
CHI	5	1	0	1	2
COL	6	0	1	1	4
CBJ	6	1	3	4	0
DAL	13	6	2	8	6
DET	6	3	1	4	0
EDM	7	2	2	4	2
FLA	---	---	---	---	---
LA	14	6	5	11	2
MIN	6	3	1	4	0
MTL	1	0	1	1	2
NSH	6	1	1	2	4
NJ	2	0	0	0	0
NYI	1	0	0	0	0
NYR	1	0	0	0	0
OTT	1	0	1	1	0
PHI	1	0	1	1	0
PHO	13	3	4	7	8
PIT	1	0	0	0	0
SJ	---	---	---	---	---
STL	6	2	0	2	4
TB	---	---	---	---	---
TOR	1	1	0	1	0
VAN	7	3	1	4	4
WAS	1	0	1	1	0
TOTALS	128	33	35	68	46

was No. 2 freshman scorer in WCHA, T-18th in goals, T-9th in assists and T-1st in GWG...T-1st in nation in points among freshman, 31st overall...WCHA Rookie of the Week for Oct. 18-24...Named to the USCHO All-American Rookie Team, Rookie Team All-American by Inside College Hockey.com and the Rookie All-WCHA Team...**2003-04:** Named USA Hockey Junior Player of the Year...T-16th in USHL in scoring, T-18th in goals and T-16th in assists...Waterloo (USHL) captain was second on team in points, assists and plus/minus (plus-10), first in goals...USHL Player of the Week Nov. 18 and Sept. 30...**Playoffs:** Led Waterloo to their first Clark Cup and Junior A Championship...Second in USHL in scoring and goals, T-1st in GW goals (three) and fourth in assists (six)...**Other:** Captain of 2004 USA Hockey Junior Select Team, which won the silver medal at the Viking Cup...**2002-03:** USHL Rookie of the Year, named to USHL's All-Rookie



PLAYERS

Team and a First Team All-USHL selection...First on team in goals (also led USHL), points and shots (227)...**Playoffs:** T-1st on team, T-4th overall among all players in goals.

Personal: "Pavs" and "Little Joe" lists as his favorites: Kenny Chesney (musician); "Bull Durham" and "Major League" (movies); "Lost" and "Everybody Loves Raymond" (television shows); St. Louis Blues (NHL team while growing up); Wisconsin (college sports team); Aldo's (San Jose area restaurant); nhl.com (web site); steak and sushi (foods); Arbuckle's (hometown hangout — aunt's restaurant); Tiger Woods (pro athlete)...Hockey idol is Brett Hull...Calls himself passionate, hard working and outgoing...Likes to fish, golf and hunt away from the rink...Memorable NHL moment: overtime goal in Game Five of 2008 WCSF vs. Dallas...Started skating/playing hockey at five.

CAREER STATISTICS

Season	Club	League
2002-03	Waterloo	USHL
2003-04	Waterloo	USHL
	United States	Viking Cup
2004-05	Wisconsin	WCHA
2005-06	Wisconsin	WCHA
2006-07	San Jose	NHL
	Worcester	AHL
2007-08	San Jose	NHL
	Sharks/NHL Totals	

GP	G	A	PTS	PIM
60	36	33	69	32
54	21	31	52	58
6	4	4	8	N/A
40	16	29	45	24
43	23	33	56	34
46	14	14	28	18
16	8	18	26	8
82	19	21	40	28
128	33	35	68	46

PLAYOFFS

GP	G	A	PTS	PIM
7	5	7	12	8
12	6	6	12	10
-	-	-	-	-
1	0	0	0	2
-	-	-	-	-
6	1	0	1	0
-	-	-	-	-
13	5	4	9	0
19	6	4	10	0

Selected by San Jose in the 2003 NHL Entry Draft (7th round, 200th overall).



TOMAS PLIHAL

Shoots: Left

Height/Weight: 6-foot-1, 210 pounds

Born: 3/28/83 in Frydlant, Czech Republic

Hometown: Liberec, Czech Republic

Selected by San Jose in the 2001 NHL Entry Draft (5th round, 140th overall).

39

LEFT WING

NHL CAREER HIGHLIGHTS

First NHL game — Jan. 26, 2007 at Edmonton

First NHL goal — Jan. 30, 2008 at Calgary (Miikka Kiprusoff)

First NHL assist — March 3, 2008 vs. Montreal

Most points, game — 1, 3 times, most recent, March 9, 2008 at Minnesota

Most goals, game — 1, 2 times, most recent, March 9, 2008 at Minnesota

Most assists, game — 1, March 3, 2008 vs. Montreal

Most consecutive games, point — 1, 3 times, most recent, March 9, 2008 at Minnesota

Most consecutive games, goal — 1, 2 times, most recent, March 9, 2008 at Minnesota

Most consecutive games, assist — 1, March 3, 2008 vs. Montreal

Most consecutive games played — 11, Jan. 22, 2008 vs. Chicago thru Feb. 17 at New York Rangers

Best plus/minus — +2, Jan. 30, 2008 at Calgary

2007-08: Scored a goal on his first NHL penalty shot at Minnesota on March 9 (Niklas Backstrom)...Earned first NHL assist on March 3 vs. Montreal...Activated from IR on Feb. 27...Placed on IR on Feb. 24...Scored first NHL goal at Calgary on Jan. 30 off Miikka Kiprusoff...Recalled to San Jose on Jan. 28...Reassigned to Worcester on Jan. 25...Made season debut, and played in first Sharks home game, vs. Chicago on Jan. 22...Recalled from Worcester (AHL) on Jan. 20...Reassigned to Worcester (AHL) on Nov. 29...Placed on Injured Reserve on Oct. 2 (shoulder)...**Playoffs:** Appeared in last four consecutive games...Made his postseason debut in Game 3 of the WCSF at Dallas on April 29.

Career 2006-07: Had 10 shots on goal in three games for San Jose...Posted a career-high seven shots in his second NHL game at Vancouver on Jan. 28...Made NHL debut on Jan. 26 at Edmonton...**2005-06:** Recalled from Cleveland (AHL) by San Jose on April 10, but did not

appear in a game...Had a career-high 30 points (11-19=30) in 74 games...Had eight points (7-1=8) in his last seven AHL contests...**2004-05:** Scored Cleveland's first goal of the year at Grand Rapids on Oct. 15...Began the season with a four-game point streak (2-2=4)...Led Barons with four goals in April...**2003-04:** Scored game-winning goal in his professional debut on Oct. 17 vs. Grand Rapids...**Playoffs:** Three assists in six Calder Cup Playoff games...**2002-03:** Third on Kootenay (WHL) in scoring...Second on team in goals (35, career high), fourth in assists, fifth in penalty minutes (113, career high), second in shorthanded goals (three) and third in power play goals (12)...Named to Czech Republic Team for World Junior Championships, but did not play due to injury...**Playoffs:** Fifth on team in points (2-4=6) in 11 games...T-2nd on team in power play goals (two)...**2001-02:** Second on Kootenay and third among WHL rookies in scoring...First on team in assists, T-3rd in goals, second in game-winning tallies (seven) and T-1st in games played...**Playoffs:** Posted three points (2-1=3) en route to capturing Memorial Cup Championship with Kootenay...Named Canadian Hockey League's Player of the Month for October...**2000-01:** Competed for Liberec Jr. in the Czech Junior League.

Personal: Owns a pet turtle...Claims not to have any pet peeves...Favorites: Kabat (Czech rock group — musicians); "Spiderman" and "Batman" (movies); "CSI: Miami" (television show); Manchester United (professional sports team); Morton's (Bay Area restaurant); Dominican Republic (vacation spot); Olympic sprinter Michael Johnson (athlete); hockey.cz (web site); steak (food); the garden at my house (hometown hangout)...Speaks English,

CAREER VS. NHL

TEAM	GP	G	A	PTS	PIM
ANA	1	0	0	0	0
ATL	---	---	---	---	---
BOS	---	---	---	---	---
BUF	---	---	---	---	---
CGY	2	1	0	1	0
CAR	---	---	---	---	---
CHI	2	0	0	0	0
COL	1	0	0	0	0
CBJ	2	0	0	0	0
DAL	2	0	0	0	0
DET	---	---	---	---	---
EDM	3	0	0	0	0
FLA	---	---	---	---	---
LA	2	0	0	0	0
MIN	1	1	0	1	0
MTL	1	0	1	1	0
NSH	2	0	0	0	2
NJ	---	---	---	---	---
NYI	---	---	---	---	---
NYR	1	0	0	0	2
OTT	1	0	0	0	0
PHI	---	---	---	---	---
PHO	2	0	0	0	0
PIT	---	---	---	---	---
SJ	---	---	---	---	---
STL	1	0	0	0	0
TB	---	---	---	---	---
TOR	---	---	---	---	---
VAN	1	0	0	0	0
WAS	---	---	---	---	---
TOTALS	25	2	1	3	4

Slovak and Czech...Best part about growing up in his hometown: playing street hockey with my friends 365 days a year...Plays "FIFA Soccer" with Michalek on PlayStation...Likes to play soccer and tennis...If he wasn't in hockey, he'd be a soccer player...Hockey idol is Markus Naslund...Memorable Sharks moments: first game and first goal...Describes himself as athletic and easy going...If he had three wishes, he'd wish for one million wishes...Started skating when he was four, but didn't play hockey until he was 10 (hated it at first when he started skating, but got back into the sport when he was 10).



CAREER STATISTICS

PLAYOFFS

Season	Club	League	GP	G	A	PTS	PIM	GP	G	A	PTS	PIM
2000-01	Liberec Jr.	Czech Jr.	33	16	12	28	20	-	-	-	-	-
2001-02	Kootenay	WHL	72	32	54	86	28	25	6	11	17	14
2002-03	Kootenay	WHL	67	35	42	77	113	11	2	4	6	18
2003-04	Cleveland	AHL	51	4	12	16	16	6	0	3	3	2
2004-05	Cleveland	AHL	62	17	11	28	26	-	-	-	-	-
2005-06	Cleveland	AHL	74	11	19	30	53	-	-	-	-	-
2006-07	San Jose	NHL	3	0	0	0	0	-	-	-	-	-
	Worcester	AHL	47	6	9	15	28	-	-	-	-	-
2007-08	San Jose	NHL	22	2	1	3	4	4	0	0	0	0
	Worcester	AHL	47	6	9	15	28	-	-	-	-	-
	Sharks/NHL Totals		25	2	1	3	4	4	0	0	0	0

Selected by San Jose in the 2001 NHL Entry Draft (5th round, 140th overall).



JEREMY ROENICK

Shoots: Right

Height/Weight: 6-foot-1, 205 pounds

Born: Jan. 17, 1970 in Boston, Massachusetts

Hometown: Phoenix, Arizona

Signed by San Jose as a free agent on Sept. 4, 2007.

CENTER

NHL CAREER HIGHLIGHTS

First NHL game — Oct. 6, 1988 vs. New York Rangers (with Chicago)

First NHL goal — Feb. 14, 1989 at Minnesota (with Chicago — Kari Takko)

First NHL assist — Feb. 15, 1989 vs. Washington (with Chicago)

Most points, game — 5, 2 times, most recent — Feb. 24, 1994 vs. Winnipeg (with Chicago)

Most goals, game — 4, 2 times, most recent — Feb. 24, 1994 vs. Winnipeg (with Chicago)

Most assists, game — 4, 8 times, most recent — Dec. 19, 1997 at Anaheim (with Phoenix)

Most consecutive games, point — 11, Nov. 16, 1999 thru Dec. 8, 1999 (with Phoenix)

Most consecutive games, goal — 6, April 1, 1993 thru April 11, 1993 (with Chicago)

Most consecutive games, assist — 8, Nov. 18, 1999 thru Dec. 4, 1999 (with Phoenix)

Hat Tricks — 10, most recent — Dec. 30, 2006 vs. San Jose (with Phoenix)

Most consecutive games played — 327, Dec. 15, 1990 thru April 2, 1995

Best plus/minus — +4, five times, last, March 1, 2000 vs. Carolina (with Phoenix)

NHL All-Star Games — 9 (1991, 1992, 1993, 1994, 1999, 2000, 2002, 2003, 2004)

NHL Player of the Week — Nov. 22 through Nov. 28, 1999

World Junior Championships — United States (1988, 1989)

World Championships — United States (1991)

Canada Cup — United States (1992)

Olympics — United States (2002, 1998)

500th NHL goal — Nov. 10, 2007 vs. Phoenix (with San Jose)

400th NHL goal — Feb. 23, 2001 at Buffalo (with Phoenix)

600th NHL assist — Jan. 9, 2002 at New York Islanders (with Philadelphia)

1,200th NHL point — March 28, 2008 at Anaheim (with San Jose)

1,000th NHL point — Jan. 30, 2002 at Ottawa (with Philadelphia)

500th NHL point — Jan. 1, 1995 vs. Los Angeles (with Chicago)

1,300th NHL game — Feb. 9, 2008 vs. Nashville (with San Jose)

1,000th NHL game — Nov. 16, 2002 vs. Boston (with Philadelphia)

500th NHL game — Jan. 6, 1996 at Detroit (with Chicago)

2007-08: Recorded his 1,200th NHL point with his 10th game-winning goal of the season in San Jose's Pacific Division Championship-clinching win at Anaheim on March 28...Ten points in his last 10 games (4-6=10)...Eclipsed his highs in post-lockout points and goals...Sharks nominee for the Masterton Trophy...Sixth on team in goals and eighth in points...71.4 percent of his goals have been game-winners, which is a new League record, eclipsing 63.6 percent which was accomplished by Al MacInnis in 1999-00 and Derek Morris in 2002-03 (among players with 10-plus goals)...With 10 game-winning goals and three shootout-deciding goals, he led the League in game-deciding goals (13)...His 10 game-winning goals are his most since the 1999-00 season (12 with Phoenix)...Second in the League, first on team in game-winning goals (10)...Earned No. 2 star vs. Minnesota on March 19 with a goal, an assist and the shootout-deciding goal...Scored the shootout winner for the Sharks on Feb. 24 at Pittsburgh making him 3-for-3 on the season...Converted the shootout-winning goal vs. Chicago on Feb. 2 against Nikolai Khabibulin...Had his third multi-point game of the season on Jan. 13 at Anaheim (1-1=2)...Scored game-winning goal vs. Vancouver on Jan. 10...Activated from Injured Reserve and scored a goal on Dec. 20 vs. Phoenix...Placed on IR Dec. 10 (knee)...Became the 40th player and just the third American-born player to score 500 goals with a tally vs. Phoenix on Nov. 10...Posted an assist on Nov. 2 vs. Los Angeles...Scored two goals, including the game-winner, on Oct. 5 at Vancouver...**Playoffs:** Assisted on Brian Campbell's tying goal in Game 5 of the WCSF vs. Dallas on May 2...Had two goals and two assists (2-2=4) in the Sharks Game 7 win vs. Calgary on April 22. His four points were

CAREER VS. NHL

TEAM	OVERALL					WITH SAN JOSE				
	GP	G	A	PTS	PIM	GP	G	A	PTS	PIM
ANA	54	17	25	42	94	6	3	3	6	2
ATL	13	6	9	15	9	---	---	---	---	---
BOS	32	8	22	30	34	---	---	---	---	---
BUF	34	18	17	35	38	1	0	0	0	2
CGY	54	20	29	49	60	4	0	3	3	0
CAR	35	17	12	29	65	---	---	---	---	---
CHI	37	9	17	26	59	4	0	0	0	2
COL	51	24	23	47	22	4	0	0	0	4
CBJ	19	3	6	9	8	4	1	1	2	2
DAL	96	37	45	82	99	6	0	2	2	2
DET	82	29	38	67	182	3	0	0	0	8
EDM	58	22	38	60	60	4	0	0	0	0
FLA	25	10	12	22	45	---	---	---	---	---
LA	65	28	35	63	80	7	1	3	4	0
MIN	17	3	11	14	6	2	1	1	2	0
MTL	36	8	25	33	16	---	---	---	---	---
NSH	25	6	16	22	10	3	1	0	1	0
NJ	40	10	17	27	23	1	0	1	1	0
NYI	42	20	26	46	31	1	0	1	1	0
NYR	38	13	20	33	46	1	0	0	0	0
OTT	23	11	11	22	7	---	---	---	---	---
PHI	29	6	16	22	31	1	0	0	0	0
PHO	43	22	16	38	38	8	3	4	7	0
PIT	39	15	24	39	33	1	0	0	0	0
SJ	55	19	25	44	74	---	---	---	---	---
STL	82	35	45	80	77	4	1	0	1	2
TB	31	14	18	32	20	---	---	---	---	---
TOR	73	41	40	81	70	1	0	0	0	0
VAN	55	26	37	63	62	3	3	0	3	2
WAS	38	12	19	31	40	---	---	---	---	---
TOTAL	1321	509	694	1203	1439	69	14	19	33	26

the most by an NHL player in the seventh game of a playoff series since May 29, 1993, when Wayne Gretzky had three goals and one assist for the Kings in their 5-4 win at Toronto. The four points tied the Sharks franchise record for a postseason game and were the most in a playoff period by a Sharks skater...His two-goal night on April 22 vs. Calgary in Game 7 of the WCQF was the third time he scored two goals in a Game 7. That ties him with Wendel Clark for most multiple-goal Game 7s by an NHL player. Four players have done it twice: Gretzky, Patrik Elias, Pavel Bure and Alexander Mogilny.

Career 2006-07: Returned to Phoenix for his second stint...Had five multiple-point games...Recorded 10th career hat trick and named No. 2 star vs. San Jose on Dec. 30...**2005-06:** Scored 22 points in 58 games with the Kings...**2004-05:** Did not play...**2003-04:** Fifth on the Flyers in points...**2002-03:** Led the Flyers in scoring for the second consecutive season and was T-2nd with a plus-20 rating...Scored 20-plus goals for the eighth straight season and 13th time...**2001-02:** Flyers leading scorer and the



AMERICAN MADE ROENICK

U.S.-BORN PLAYERS BY GOALS

PLAYER	GP	GOALS
1. Mike Modano*	1320	528
2. Jeremy Roenick*	1321	509
3. Joe Mullen	1062	502
4. Keith Tkachuk*	1055	500
5. Pat LaFontaine	865	468

* — active

U.S.-BORN PLAYERS BY GAMES PLAYED

PLAYER	GP
1. Chris Chelios*	1616
2. Phil Housley	1495
3. Jeremy Roenick*	1321
4. Mike Modano*	1320
5. Craig Ludwig	1256

U.S.-BORN PLAYERS BY ASSISTS

PLAYER	ASSISTS
1. Phil Housley	894
2. Brian Leetch	781
3. Chris Chelios*	763
4. Mike Modano*	755
5. Doug Weight*	704
6. Jeremy Roenick*	694

club's Most Valuable Player...Plus-32 rating was second in the NHL...Won the Yanick Dupre Class Guy Award by the Philadelphia chapter of the Professional Hockey Writers' Association...

Olympics: Silver medalist with Team USA...**2000-**

01: Led Phoenix in points, goals (seventh 30-goal season), assists and PIM...Became the first player in NHL history to lead his team in those four categories on two occasions (1999-00)...**1999-00:** Led Phoenix in points (T-11th in NHL), goals, assists and PIM...Became the sixth player in the NHL's modern era to lead his team in those four categories (Maurice Richard, Jean Beliveau, Stan Smyl, Theoren Fleury and Joe Thornton)...

Led Phoenix with 12 game-winning goals (club record)...**1998-99:** Led the Coyotes in points (T-20th in NHL) and assists...**1997-98:** Among Coyotes leaders: points (second) and goals (third)...**Olympics:** Played for Team USA...**1996-97:** Second on Phoenix in scoring and led with three shorthanded goals...**1995-96:** Led the Blackhawks in goals and was second in scoring...**1994-95:** Finished sixth in team scoring...**1993-94:** Led the Hawks in scoring for the third consecutive season (107 points tied career high)...

Became first Blackhawk to record three straight 100-plus point seasons...Had a career best with 61 assists...Set Chicago record with team-leading 24 power play goals...**1992-93:** Led the Blackhawks in three categories: points (107 — a career high), goals and power play goals (24)...**1991-92:** Led Chicago in points, goals, assists and power play goals (22)...His 53 goals broke a Hawk record by a center (Denis Savard, 47)...One of three in Chicago history (Bobby Hull and Al Secord) to score at least 50 goals...His 13 game-winning goals led the NHL and broke Hull's team record (11)...**Playoffs:** Posted 22 points in 18 games as Chicago went to the Finals...**1990-91:** Finished second on the Hawks and 11th in the NHL in points...Named Blackhawks Player of the Year...**1989-90:** In his

ALL-TIME NHL GOALS LIST

PLAYER	GOALS
32. Mark Recchi*	522
33. Dale Hawerchuk	518
34. Pierre Turgeon	512
35. Gilbert Perreault	512
36. Jeremy Roenick*	509

* — active

"official" rookie NHL season, named NHL Rookie of the Year by NHL players and *The Sporting News*...**Playoffs:** Set a team rookie record with 18 points...**1988-89:** Started season with Chicago and made debut on Oct. 6 vs. Rangers...Played in three games (no points) before returning to his junior team (Hull, QMJHL)...Named QMJHL Second Team All-Star.

Personal: "JR" and "Styles" calls himself confident, approachable and caring...Shot a scene for a new TNT show, "Leverage," over the summer...Has appeared on television in the past on shows such as "Hack" and "Ghost Whisperer"...Favorites: Aerosmith (musicians); "The Shawshank Redemption" and "Silence of the Lambs" (movies); "Seinfeld" and "Deal or No Deal" (television shows); Bruce Willis and Charlize Theron (actor/actress); Boston Bruins (NHL team while growing up); New England Patriots (pro sports team); Patriots quarterback and San Mateo native Tom Brady (pro athlete); youtube.com (web site); Italian and Mexican (foods); beach (hometown hangout); Forbes Mill and Pampas (San Jose area restaurants)...Would've wanted to meet Benjamin Franklin ("He invented electricity")...Non-sports idol is President Ronald Reagan...Three wishes: fly, snap fingers and travel and live as long as I want to...If he wasn't in hockey, he'd be a sports announcer...Started skating at three and playing hockey at five.



CAREER STATISTICS

PLAYOFFS

Season	Team	Lge	GP	G	A	Pts	PIM	GP	G	A	PTS	PIM
1987-88	United States	World Jr.	7	5	4	9	4	-	-	-	-	-
1988-89	Hull	QMJHL	28	34	36	70	14	9	7	12	19	6
	Chicago	NHL	20	9	9	18	4	10	1	3	4	7
	United States	World Jr.	7	8	8	16	0	-	-	-	-	-
1989-90	Chicago	NHL	78	26	40	66	54	20	11	7	18	8
1990-91	Chicago	NHL	79	41	53	94	80	6	3	5	8	4
	United States	World Cham.	9	5	6	11	8	-	-	-	-	-
1991-92	Chicago	NHL	80	53	50	103	98	18	12	10	22	12
	United States	Canada Cup	8	4	2	6	4	-	-	-	-	-
1992-93	Chicago	NHL	84	50	57	107	86	4	1	2	3	2
1993-94	Chicago	NHL	84	46	61	107	125	6	1	6	7	2
1994-95	Cologne	DEL	3	3	1	4	2	-	-	-	-	-
	Chicago	NHL	33	10	24	34	14	8	1	2	3	16
1995-96	Chicago	NHL	66	32	35	67	109	10	5	7	12	2
1996-97	Phoenix	NHL	72	29	40	69	115	6	2	4	6	4
1997-98	Phoenix	NHL	79	24	32	56	103	6	5	3	8	4
	United States	Olympics	4	0	1	1	6	-	-	-	-	-
1998-99	Phoenix	NHL	78	24	48	72	130	1	0	0	0	0
1999-00	Phoenix	NHL	75	34	44	78	102	5	2	2	4	10
2000-01	Phoenix	NHL	80	30	46	76	114	-	-	-	-	-
2001-02	Philadelphia	NHL	75	21	46	67	74	5	0	0	0	14
	United States	Olympics	6	1	4	5	2	-	-	-	-	-
2002-03	Philadelphia	NHL	79	27	32	59	75	13	3	5	8	8
2003-04	Philadelphia	NHL	62	19	28	47	62	18	4	9	13	8
2005-06	Los Angeles	NHL	58	9	13	22	36	-	-	-	-	-
2006-07	Phoenix	NHL	70	11	17	28	32	-	-	-	-	-
2007-08	San Jose	NHL	69	14	19	33	26	12	2	3	5	2
	Sharks Totals		69	14	19	33	26	12	2	3	5	2
	NHL Totals		1321	509	694	1203	1439	148	53	68	121	103

Selected by Chicago (1st round, 8th overall) of the 1988 NHL Entry Draft. Traded to Phoenix by Chicago for Alex Zhamnov, Craig Mills and Phoenix's first round selection in the 1997 NHL Entry Draft on Aug. 16, 1996. Signed by Philadelphia as a free agent on July 2, 2001. Traded to Los Angeles by Philadelphia with Nashville's third round selection in the 2006 NHL Entry Draft in exchange for future considerations on Aug. 4, 2005. Signed by Phoenix as a free agent on July 4, 2006. Signed by San Jose as a free agent on Sept. 4, 2007.



ALEXEI SEMENOV

(ah-LEK-see) (SEHM-ih-nahr)

Shoots: Left

Height/Weight: 6-foot-6, 245 pounds

Born: 4/10/81 in Murmansk, Russia

Hometown: St. Petersburg, Russia

Signed by San Jose as a free agent on July 27, 2007.

21

DEFENSE

NHL CAREER HIGHLIGHTS

First NHL game — Dec. 30, 2002 at Phoenix (with Edmonton)

First NHL goal — Feb. 7, 2003 vs. Calgary (with Edmonton — Roman Turek)

First NHL assist — Jan. 20, 2003 at Calgary (with Edmonton)

Most points, game — 2, 2 times, most recent, March 3, 2007 vs. Tampa Bay (with Florida)

Most goals, game — 1, 6 times, most recent, Oct. 26, 2007 at Detroit (with San Jose)

Most assists, game — 2, March 3, 2007 vs. Tampa Bay (with Florida)

Most consecutive games, point — 2, 3 times, most recent, Oct. 26, 2007 at Detroit thru Nov. 3, 2007 at Los Angeles (with San Jose)

Most consecutive games, goal — 1, 6 times, most recent, Oct. 26, 2007 at Detroit (with San Jose)

Most consecutive games, assist — 2, 2 times, most recent, Feb. 24, 2007 vs. Boston thru Feb. 27, 2007 at Washington (with Florida)

Most consecutive games played — 46, Dec. 30, 2002 thru April 5, 2003

Best plus/minus — +3, Feb. 27, 2007 at Washington (with Florida)

2007-08: Appeared in first game since March 1 at Anaheim on March 28 and was a plus-1... Activated from Injured Reserve on Feb. 25... Placed on IR Feb. 17 (lower back)... Activated from IR on Feb. 6... Place on IR Jan. 29 (viral infection)... Posted an assist vs. Dallas on Jan. 17... Activated from IR on Jan. 13 and played at Anaheim... Placed on IR on Dec. 14 (finger)... Posted an assist at Colorado on Dec. 3... Scored PP goal Oct. 26 at Detroit... Made his first San Jose appearance Oct. 22 at Calgary and was plus-1... Activated from IR on Oct. 17 (back)... Placed on IR on Oct. 2 (back)... **Playoffs:** Made Sharks postseason debut in Game 1 of the WCQF vs. Calgary on April 9.

Career 2006-07: Five assists were the second-most for a single season in his career... Tied a single game career high for points with two assists on March 3 vs. Tampa Bay... Registered

a career-best plus-3 plus/minus rating on Feb. 27 vs. Washington... Posted a plus-6 in just four games with Rochester (AHL)... Began the season in Russia playing for Ufa Salavat... **2005-06:** Scored his first goal as a Panther April 13 at Ottawa... Made his Panthers debut Dec. 1 at Washington... **2004-05:** Scored eight assists with 26 PIM in 50 games with SKA St. Petersburg of the Russian Hockey League... **2003-04:** Represented the Oilers, along with Raffi Torres, at the NHL YoungStars Game during NHL All-Star Weekend, recording one assist... First full season in NHL saw him post a plus-8... 11th in Oilers in plus/minus... Established single season career high for goals and equaled his career high for games played... Scored points in five of 46 games and was plus or even in 38 of 46 games... Averaged 17:15 of ice time per game, including season-high 24:15 at Chicago on Jan. 4... **2002-03:** Made NHL debut with Oilers... Played season's final 46 games (Dec. 30-April 5) after being recalled from Hamilton on Dec. 29... Scored first NHL point on an assist at Calgary on Feb. 7... Played for Hamilton (AHL) before being promoted to Edmonton... **Playoffs:** Made first career Stanley Cup Playoffs appearance, playing in all six games of the Oilers WCQF series vs. Dallas... **2001-02:** Played first full professional season... **2000-01:** Earned the Max Kaminsky Trophy awarded to the most outstanding defencemen as voted on by general managers... **1999-00:** Made professional debut with Hamilton following conclusion of Sudbury's playoff run.

Personal: "Semi" lists as his favorites: Russian (music); "Scarface" (movie); Pierce Brosnan (actor); Detroit Red Wings (NHL team while growing up); Chicago Bulls (professional team); Miami (vacation spot); google.com (web site); legendary Formula 1 race car driver Michael Schumacher (professional athlete); Italian and Japanese (foods); Blowfish Sushi to Die For

CAREER VS. NHL

TEAM	OVERALL					WITH SAN JOSE				
	GP	G	A	PTS	PIM	GP	G	A	PTS	PIM
ANA	11	0	1	1	21	4	0	0	0	4
ATL	6	0	1	1	4	---	---	---	---	---
BOS	2	0	1	1	2	---	---	---	---	---
BUF	2	0	0	0	0	1	0	0	0	0
CGY	9	2	1	3	17	1	0	0	0	7
CAR	4	1	0	1	4	---	---	---	---	---
CHI	6	0	0	0	0	---	---	---	---	---
COL	8	0	1	1	11	2	0	1	1	0
CBJ	7	0	1	1	4	---	---	---	---	---
DAL	12	0	1	1	20	4	0	1	1	14
DET	7	1	0	1	6	1	1	0	1	0
EDM	---	---	---	---	---	---	---	---	---	---
FLA	1	0	0	0	9	---	---	---	---	---
LA	9	0	2	2	14	2	0	1	1	4
MIN	8	0	0	0	7	1	0	0	0	5
MTL	3	0	1	1	2	---	---	---	---	---
NSH	8	0	1	1	9	---	---	---	---	---
NJ	2	0	0	0	0	---	---	---	---	---
NYI	3	0	1	1	0	---	---	---	---	---
NYR	1	0	0	0	0	---	---	---	---	---
OTT	6	1	0	1	4	---	---	---	---	---
PHI	3	0	0	0	7	---	---	---	---	---
PHO	9	0	0	0	6	3	0	0	0	2
PIT	4	0	0	0	6	1	0	0	0	0
SJ	4	0	0	0	9	---	---	---	---	---
STL	5	1	1	2	11	1	0	0	0	0
TB	6	0	2	2	7	---	---	---	---	---
TOR	3	0	0	0	6	---	---	---	---	---
VAN	6	0	1	1	4	1	0	0	0	0
WAS	7	0	3	3	2	---	---	---	---	---
TOTALS	164	6	19	25	192	22	1	3	4	36

(San Jose area restaurant); “Super Mario” (video game)...Hockey idol is Chris Pronger...Off-ice hobbies include cars and computers...If he wasn't in hockey, he'd own a business...Speaks English and Russian...If he could meet someone in history, he'd like to be reunited with his late father, who's also his non-sports idol...Three wishes: bring father back, good health for his family and win Stanley Cup...Describes himself



PLAYERS

as big, strong and hard working...Memorable NHL moment: his first game with Edmonton... Started skating and playing hockey when he was six.

CAREER STATISTICS

Season	Club	League	GP					PLAYOFFS				
			GP	G	A	PTS	PIM	GP	G	A	PTS	PIM
1998-99	Sudbury	OHL	28	0	3	3	28	2	0	0	0	4
	St. Petersburg	Rus-1	6	0	0	0	2	-	-	-	-	-
1999-00	Sudbury	OHL	65	9	35	44	135	12	1	3	4	23
	Hamilton	AHL	---	---	---	---	---	3	0	0	0	0
2000-01	Sudbury	OHL	65	21	42	63	106	12	4	13	17	17
2001-02	Hamilton	AHL	78	5	11	16	67	-	-	-	-	-
2002-03	Hamilton	AHL	37	4	3	7	45	-	-	-	-	-
	Edmonton	NHL	46	1	6	7	58	6	0	0	0	0
2003-04	Edmonton	NHL	46	2	3	5	32	-	-	-	-	-
2004-05	St. Petersburg	Russia	51	0	9	9	24	-	-	-	-	-
2005-06	Yaroslavl	Russia	2	0	1	1	2	-	-	-	-	-
	Edmonton	NHL	11	1	1	2	17	-	-	-	-	-
	Florida	NHL	16	1	1	2	21	-	-	-	-	-
	Rochester	AHL	3	0	0	0	7	-	-	-	-	-
2006-07	Rochester	AHL	4	0	0	0	6	-	-	-	-	-
	Ufa Salavat	Russi	20	1	2	3	32	-	-	-	-	-
	Florida	NHL	23	0	5	5	28	-	-	-	-	-
	San Jose	NHL	22	1	3	4	36	2	0	0	0	2
2007-08	Sharks Totals		22	1	3	4	36	2	0	0	0	2
	NHL Totals		164	6	19	25	192	8	0	0	0	2

Selected by Edmonton in the 1999 NHL Entry Draft (2nd round, 36th overall). Traded from Edmonton to Florida on Nov. 19, 2005 in exchange for a conditional draft choice in the 2006 NHL Entry Draft. Signed by San Jose as a free agent on July 27, 2007.



DEVIN SETOGUCHI

Shoots: Right
Born: 1/1/87 in Taber, Alberta
Hometown: Taber, Alberta

Height/Weight: 6-foot, 200 pounds

Selected by San Jose in the 2005 NHL Entry Draft (1st round, 8th overall).

RIGHT WING

NHL CAREER HIGHLIGHTS

First NHL game — Oct. 29, 2007 at Dallas

First NHL goal — Oct. 29, 2007 at Dallas (off Marty Turco)

First NHL assist — Nov. 2, 2007 vs. Los Angeles

Most points, game — 2, 3 times, most recent, Feb. 29, 2008 at Detroit

Most goals, game — 2, 3 times, most recent, Feb. 29, 2008 at Detroit

Most assists, game — 1, 6 times, most recent, March 14, 2008 vs. St. Louis

Most consecutive games, point — 4, Nov. 10, 2007 vs. Phoenix thru Nov. 15, 2007 at Phoenix

Most consecutive games, goal — 4, Nov. 10, 2007 vs. Phoenix thru Nov. 15, 2007 at Phoenix

Most consecutive games, assist — 1, 6 times, most recent, March 14, 2008 vs. St. Louis

Most consecutive games played — 24, Oct. 29, 2007 at Dallas thru Dec. 22, 2007 vs. Anaheim

Best plus/minus — +2, 3 times, most recent, Feb. 29, 2008 at Detroit

2007-08: Despite only playing in 44 games, was T-13th among NHL rookies in goals...Posted two goals, including the game-winner, on Feb. 29 at Detroit...His four-game goal streak (5-0=5) was snapped vs. Anaheim on Nov. 17...Scored a goal and a shootout goal Nov. 14 at Dallas...Notched first NHL assist on Nov. 2 vs. Los Angeles...Became the first Sharks player ever to score two goals (off Marty Turco) in his NHL debut at Dallas on Oct. 29 (11th to post one goal)...Recalled from Worcester (AHL) on Feb. 28...Reassigned to Worcester on Feb. 2...Recalled to San Jose on Jan. 28...Reassigned to Worcester on Jan. 25...Recalled from Worcester on Jan. 18...Healthy scratch on Dec. 26 at Los Angeles...Recalled to San Jose on Oct. 28...Taken off Injured Reserve and assigned to Worcester (AHL) on Oct. 12...Placed on IR on Oct. 5 (ankle)...In preseason, T-2nd in NHL in goals (five), led in power play goals (five), first in shots (27) and was second on Sharks in points (5-2=7) in seven games...**Playoffs:** Scored

his first postseason goal in Game 7 of the WCQF vs. Calgary on April 22...Made NHL postseason debut and tallied an assist in Game 4 of the WCQF at Calgary on April 15.

Career 2006-07: Finished the regular season 11th among WHL goal scoring leaders and T-1st in league in shorthanded goals (six)...T-10th in the league in game-winning goals (six)...Led team in points and goals...Named Player of the Month for February, in which he scored 22 points (11 goals and 11 assists) in 14 games...WHL Performer of the Week for the week of Feb. 8, where he scored three goals and nine points in four games....Selected for 2006 National Junior Team Development Camp in Calgary in July, but was unable to participate due to injury...Traded to the Prince George Cougars prior to the season...**Playoffs:** Tied for the League lead in goals and game-winning goals (four), T-3rd in points and T-10th in assists...**2005-06:** WHL Player of the Week for Nov. 7-13...One of the final 34 players in camp for Team Canada for the 2006 IIHF World Jr. Tourney...Alternate captain for Saskatoon (WHL) led the Blades in goals and points (also seventh in WHL) and was second in assists...Represented the WHL in the CHL-Russia Challenge...Signed a contract with San Jose on March 8...Attended the National Junior Team Selection Camp in December at Vancouver...**Playoffs:** Fourth in the WHL in goals and 19th in points...**2004-05:** Fourth on Saskatoon and T-22nd in the WHL in scoring...Second on the team and T-9th in the league in goals...Third on the team with eight power play goals...Fifth on the team in plus/minus (plus-20)...Won the "Hardest Shot" competition (96 mph) at the 2005 CHL Top Prospects Skills Showcase...Won a silver medal with Team Canada at the 2005 IIHF

CAREER VS. NHL

TEAM	GP	G	A	PTS	PIM
ANA	6	0	0	0	2
ATL	---	---	---	---	---
BOS	---	---	---	---	---
BUF	1	0	0	0	0
CGY	1	0	0	0	0
CAR	---	---	---	---	---
CHI	2	0	1	1	0
COL	2	0	0	0	2
CBJ	---	---	---	---	---
DAL	7	4	0	4	0
DET	2	3	0	3	0
EDM	2	0	1	1	0
FLA	---	---	---	---	---
LA	5	0	1	1	4
MIN	3	0	0	0	0
MTL	1	0	1	1	0
NSH	1	0	0	0	0
NJ	---	---	---	---	---
NYI	---	---	---	---	---
NYR	---	---	---	---	---
OTT	1	0	0	0	0
PHI	---	---	---	---	---
PHO	6	4	0	4	0
PIT	---	---	---	---	---
SJ	---	---	---	---	---
STL	3	0	1	1	0
TB	---	---	---	---	---
TOR	---	---	---	---	---
VAN	1	0	1	1	0
WAS	---	---	---	---	---
TOTALS	44	11	6	17	8

Under-18 World Championships in the Czech Republic...**2003-04:** Fourth on the team, first among team rookies and 14th among league rookies in points...T-3rd on the team in goals and fourth in power play goals (seven)...Won a gold medal with Canada's Under-18 summer team at the 2004 Junior World Cup in the Czech Republic...Won a silver medal with Team Pacific as team captain at the 2004 World Under-17 Hockey Challenge.

Personal: "Seto" and "Buddah" owns two dogs named Bell and Buddy...Favorites: anything acoustic (music); "Scarface" (movie); "Entourage" (television show); Seth Rogen (actor); Philadelphia Flyers (NHL team when growing up); Boston College (professional/college team); Aldo's (San Jose

area restaurant); Hawaii (vacation spot); Tiger Woods (professional athlete); facebook.com (web site); sushi (food); golf course (hometown hangout); "NHL 09" (video game)...Likes to play golf and badminton and work out in his spare time...If he wasn't in hockey, he'd be farming...Memorable Sharks/NHL moment: first game...Hockey idol is Bobby Orr...Puts his left side on first...Hates slow drivers...Describes himself as fun, entertaining and outgoing...Three wishes: successful NHL career, win a Stanley Cup and have a great life...Started skating and playing hockey when he was four.



PLAYERS

CAREER STATISTICS

Season	Club	League	GP	G	A	PTS	PIM
2003-04	Saskatoon	WHL	66	13	18	31	53
	Pacific	World U-17	5	4	5	9	14
	Canada	Jr. WC U-18	5	0	4	4	6
2004-05	Saskatoon	WHL	69	33	31	64	34
	Canada	World U-18	6	4	2	6	6
2005-06	Saskatoon	WHL	65	36	47	83	69
2006-07	Prince George	WHL	55	36	29	65	55
2007-08	San Jose	NHL	44	11	6	17	8
	Sharks/NHL Totals		44	11	6	17	8

PLAYOFFS

GP	G	A	PTS	PIM
-	-	-	-	-
-	-	-	-	-
-	-	-	-	-
4	0	1	1	0
-	-	-	-	-
10	8	4	12	8
15	11	10	21	24
9	1	1	2	2
9	1	1	2	2

Selected by San Jose in the 2005 NHL Entry Draft (1st round, 8th overall).



JODY SHELLEY

Shoots: Left

Height/Weight: 6-foot-3, 225 pounds

Born: 2/7/76 in Thompson, Manitoba

Hometown: Columbus, Ohio

Acquired by San Jose from Columbus in exchange for a sixth round selection in the 2009 NHL Entry Draft on Jan. 29, 2008.

45

LEFT WING

NHL CAREER HIGHLIGHTS

First NHL game — Feb. 17, 2001 vs. Pittsburgh (with Columbus)

First NHL goal — Dec. 15, 2001 at Los Angeles (off Felix Potvin with Columbus)

First NHL assist — Jan. 24, 2002 vs. San Jose (with Columbus)

Most points, game — 2, 3 times, most recent, Nov. 26, 2005 vs. St. Louis (with Columbus)

Most goals, game — 2, Nov. 9, 2003 vs. Calgary (with Columbus)

Most assists, game — 2, Nov. 26, 2005 vs. St. Louis (with Columbus)

Most consecutive games, point — 2, Jan. 21, 2002 vs. Dallas thru Jan. 24, 2002 vs. San Jose (with Columbus)

Most consecutive games, goal — 1, 12 times, most recent, March 3, 2008 (with San Jose)

Most consecutive games, assist — 1, 24 times, most recent, April 1, 2008 vs. Los Angeles (with San Jose)

Most consecutive games played — 80, Nov. 3, 2005 at Calgary thru Nov. 3, 2006 vs. Calgary

Best plus/minus — +1, numerous times

400th NHL game — March 14, 2008 vs. St. Louis (with San Jose)

1100th NHL penalty minute — April 6, 2008 at Dallas (with San Jose)

2007-08: Set Sharks single-game franchise high with 41 penalty minutes on April 6 at Dallas...Scored first goal as a Shark on March 3 vs. Montreal...Had seven fighting majors with the Sharks and six with the Blue Jackets for a season total of 13...Earned first fighting major as a Shark, seventh of the season, against Nashville's Darcy Hordichuk on Feb. 9...Registered first point with the Sharks (assist) vs. his former team Columbus on Feb. 8...Made Sharks debut as part of the starting lineup on Feb. 2 vs. Chicago...Traded to the Sharks from Columbus on Jan. 29 for a sixth round selection in the 2009 NHL Entry Draft.

Career 2006-07: Ranked second Columbus in penalty minutes...Netted his first goal of the season on Feb. 25 vs. Nashville...Tied a season-high with 17 penalty minutes Feb. 22 vs. Edmonton...Registered 17 penalty minutes on

Oct. 28 at New Jersey...**2005-06:** Led Columbus in penalty minutes (163 – fourth in NHL) and ranked second (tied) in games played...Set career highs in assists and points and matched his career high in goals...The team was 8-1-0 when he recorded a point...Had a season-high 20 penalty minutes Jan. 11 vs. Pittsburgh...Set his career high with two assists on Nov. 26 vs. St. Louis...Played in his 200th NHL game on Oct. 12 vs. San Jose...Scored his first career game-winning goal on Oct. 9 at Chicago...**2004-05:** Had one point (0-1=1) with 20 penalty minutes in 11 games with JYP Jyväskylä in Finland...**2003-04:** Fourth in the NHL in penalty minutes and second in majors (30)...Tied career highs in goals...Notched first multi-goal game of his NHL career with a pair of tallies on Nov. 9 vs. Calgary...**2002-03:** Led the NHL in penalty minutes...Set Columbus team record with 29 penalty minutes on Feb. 21 at San Jose...Registered first multi-point game of his NHL career with a goal and assist Dec. 14 at Detroit...**2001-02:** Ranked 10th in the NHL, second among rookies, in penalty minutes...Led team in plus/minus (plus-1)...Began season in Syracuse...Played two games with Blue Jackets on Oct. 25 and Oct. 27 before returning to club for balance of season on Dec. 10...Scored first NHL goal Dec. 15 at Los Angeles...Recorded first NHL assist Jan. 24 vs. San Jose...**2000-01:** Made his NHL debut on Feb. 17 vs. Pittsburgh, collecting 10 PIM...Led American Hockey League with 357 penalty minutes and established Syracuse team record...**1999-00:** Split season with Saint John (AHL) and Johnstown of ECHL...Had 256 penalty minutes with the Chiefs...**1998-99:** Registered career high in goals and points in 52 games with Johnstown along with 325 penalty minutes...Scoreless in eight games with Saint John...**1997-98:** Recorded two points (1-1=2) and 50 penalty minutes in 18 games with Saint John in professional debut...Played 19 games at Dalhousie University, notching 17 points (6-

CAREER VS. NHL

TEAM	OVERALL				WITH SAN JOSE			
	GP	G	A	PTS	GP	G	A	PTS
ANA	20	0	2	2	44	2	0	0
ATL	7	0	1	1	17	---	---	---
BOS	5	0	0	0	14	---	---	---
BUF	5	0	0	0	16	---	---	---
CGY	20	2	1	3	84	1	0	1
CAR	5	0	0	0	8	---	---	---
CHI	32	2	4	6	82	2	0	0
COL	20	0	1	1	35	1	0	0
CBJ	2	0	1	1	0	2	0	1
DAL	22	1	0	1	64	2	0	0
DET	28	1	1	2	23	1	0	0
EDM	19	0	0	0	52	2	0	0
FLA	4	0	0	0	10	---	---	---
LA	24	2	2	4	57	3	0	1
MIN	22	0	1	1	90	2	0	1
MTL	5	1	0	1	6	1	1	0
NSH	29	1	0	1	94	2	0	0
NJ	7	0	0	0	37	1	0	0
NYI	7	0	2	2	28	1	0	1
NYR	8	1	0	1	51	1	0	0
OTT	5	0	0	0	20	1	0	0
PHI	4	0	0	0	9	1	0	0
PHO	20	0	1	1	23	2	0	0
PIT	8	0	1	1	37	1	0	1
SJ	21	0	1	1	65	---	---	---
STL	32	0	3	3	70	2	0	0
TB	4	0	0	0	0	---	---	---
TOR	4	0	0	0	10	---	---	---
VAN	18	0	2	2	63	---	---	---
WAS	4	1	0	1	7	---	---	---
TOTALS	411	12	24	36	1116	31	6	7

11=17) along with 145 penalty minutes.

Personal: "Shell" lists as his favorites: Pearl Jam, AC/DC, Metallica (musicians); "Braveheart" (movie); "The Amazing Race" and "Entourage" (television shows); Charlize Theron (actress); Cincinnati Reds (professional sports team); Aldo's (San Jose area restaurant); Nova Scotia (vacation spot); Michael Jordan (professional

athlete); tsn.ca (web site); steak, pizza and ice cream (food); "Super Mario Brothers" (video game), 1980s Edmonton Oilers (favorite NHL team while growing up)...If he wasn't in hockey, he'd be doing something in business... Owns a chocolate lab (Elly Shelley) and a cat (Lexi)...Likes to play golf and eat when he isn't on the ice...Hockey idol is Cam Neely...Hates buttering bread with frozen butter...Memorable NHL moment: first game in 2000-01...Favorite part about growing up in his hometown: a small town by the ocean...Describes himself as tall, light and handsome...Started skating and playing hockey when he was four.



PLAYERS

CAREER STATISTICS

Season	Club	League	GP	G	A	PTS	PIM	GP	G	A	PTS	PIM
1994-95	Halifax	QMJHL	72	10	12	22	194	7	0	1	1	12
1995-96	Halifax	QMJHL	50	13	19	32	319	-	-	-	-	-
1996-97	Halifax	QMJHL	59	25	19	44	420	-	-	-	-	-
1997-98	Dalhousie	AUAA	19	6	11	17	145	-	-	-	-	-
	Saint-John	AHL	18	1	1	2	50	-	-	-	-	-
1998-99	Saint-John	AHL	8	0	0	0	46	-	-	-	-	-
	Johnstown	ECHL	52	12	17	29	325	-	-	-	-	-
1999-00	Johnstown	ECHL	36	9	17	26	256	-	-	-	-	-
	Saint-John	AHL	22	1	4	5	93	3	0	0	0	2
2000-01	Syracuse	AHL	69	1	7	8	357	5	0	0	0	21
	Columbus	NHL	1	0	0	0	10	-	-	-	-	-
2001-02	Columbus	NHL	52	3	3	6	206	-	-	-	-	-
	Syracuse	AHL	22	3	5	8	165	-	-	-	-	-
2002-03	Columbus	NHL	68	1	4	5	249	-	-	-	-	-
2003-04	Columbus	NHL	76	3	3	6	228	-	-	-	-	-
2004-05	JYP Jyväskylä	Finland	11	0	1	1	20	-	-	-	-	-
2005-06	Columbus	NHL	80	3	7	10	163	-	-	-	-	-
2006-07	Columbus	NHL	72	1	1	2	125	-	-	-	-	-
2007-08	San Jose	NHL	31	1	6	7	91	6	0	0	0	2
	Columbus	NHL	31	0	0	0	44	-	-	-	-	-
	Sharks Totals		31	1	6	7	91	6	0	0	0	2
	NHL Totals		411	12	24	36	1116	6	0	0	0	2

Signed by Calgary as a free agent on Sept. 1, 1998. Signed by Columbus as a free agent on Jan. 31, 2001. Acquired by San Jose from Columbus in exchange for a sixth round selection in the 2009 NHL Entry Draft on Jan. 29, 2008.



JOE THORNTON

Shoots: Left
Born: 7/2/79 in London, Ontario
Hometown: St. Thomas, Ontario

Height/Weight: 6-foot-4, 235 pounds

Acquired by San Jose from Boston for Wayne Primeau, Brad Stuart and Marco Sturm on Nov. 30, 2005.

19

CENTER

NHL CAREER HIGHLIGHTS

First NHL game — Oct. 8, 1997 at Phoenix (with Boston)
First NHL assist — Jan. 25, 1998 at Washington (with Boston)
First NHL goal — Dec. 3, 1997 at Philadelphia (with Boston)
Most points, game — 5, Dec. 28, 2001 at Florida (with Boston)
Most goals, game — 3, 3 times, most recent, March 25, 2008 at Phoenix (with San Jose)
Most assists, game — 5, Dec. 28, 2001 at Florida (with Boston)
Most consecutive games, point — 14, Nov. 19, 2005 thru Dec. 20, 2005
Most consecutive games, goal — 5 (twice), most recent, Feb. 8 through March 3, 2006
Most consecutive games, assist — 10, Nov. 26 through Dec. 20, 2005
Most consecutive games played — *241, Dec. 2, 2005 at Buffalo through April 6, 2008 at Dallas (streak intact entering 2008-09)
100th NHL goal — Jan. 26, 2002 vs. Florida (with Boston)
200th NHL goal — Dec. 31, 2006 at Dallas (with San Jose)
500th NHL assist — Feb. 17, 2008 at New York Rangers (with San Jose)
500th NHL point — Feb. 12, 2006 at Phoenix (with San Jose)
700th NHL point — Dec. 20, 2007 vs. Phoenix (with San Jose)
700th NHL game — Dec. 8, 2007 vs. Buffalo (with San Jose)
Art Ross Trophy — 2006
Hart Memorial Trophy — 2006
First Team NHL All-Star — 2006
All-Star Teams — 2002, 2003, 2004, 2007, 2008
Olympics — Team Canada (2006)
World Championships — Team Canada (2001, 2005)
World Cup — Team Canada (2004)
Seagate Technology "Sharks Player of the Year" — 2006-07, 2005-06
Seagate Technology "Sharks Player of the Month" — Feb. 2007, Dec. 2006, Dec. 2005, April 2006
Playstation "Three Stars of the Year" Award — 2007, 2008
NHL Player of the Month — March 2007 (2nd Star)
NHL Offensive Player of the Week (w/Sharks) — March 24-30, 2008 (1st Star), March 3-9, 2008 (3rd Star), March 12-18, 2007 (1st Star), Jan. 2-8, 2007 (3rd Star), April 10-16, 2006 and Dec. 5-Dec. 11, 2005


2007-08: Named to the NHL Second All-Star Team...Finished sixth in the voting for the Hart Memorial Trophy...Fourth player to lead the NHL in assists in three straight seasons, tying Wayne Gretzky, Bobby Orr and Stan Mikita...Led NHL in assists and was fifth in points...Led Sharks in goals and power play goals (11)...Posted his eighth consecutive season with at least 20 goals...12th among League forwards and led team in ice time (21:23)...Has played in 222 consecutive games with San Jose (241 overall), the third longest streak in franchise history...Is six games shy of tying Mike Ricci for second place on the Sharks all-time list...Won the Sharks "PlayStation Three Stars of the Game" Award...NHL First Star of the Week for the week ending March 30 (7-1=8)...Ten goals (10-3=13) in the last 10 games...Posted third career hat trick, first as a member of the Sharks and first since Jan. 5, 2002 vs. Washington, on March 25 at Phoenix...Tied a franchise record for goals in a period with his third period hat trick at Phoenix on March 25. Cheechoo was the last to accomplish the feat with three goals in the second period vs. Los Angeles on April 1, 2007...Tied a franchise record for points in a period with four (3-1=4) at Phoenix on March 25. He was the last Shark to accomplish the feat with four points in the second period vs. Los Angeles on April 1, 2007...With his goal at Los Angeles on March 18, he surpassed Vincent Damphousse for fourth on the Sharks all-time points list (62-228=290) in just 213 games...Named NHL Third Star of the Week for the week ending March 9...Had his first four-point game of the season (2-2=4) vs. Montreal on March 3...Played in his 200th game with the Sharks on Feb. 20 at New Jersey...Recorded his 500th assist, which vaulted him into a fifth place tie with Marco Sturm on the all-time Sharks point list (273), at New York Rangers on Feb. 17...Scored the overtime game-winner on Feb. 8 vs. Columbus...Named as a Western Conference All-Star, his fifth consecutive All-Star nod, posting one assist...Assisted on all three goals in a 3-1 win over Vancouver on Jan. 10...Registered his 700th point with an assist and played a season-high 31:01 vs. Phoenix on Dec. 20...Converted

CAREER VS. NHL

TEAM	OVERALL					WITH SAN JOSE				
	GP	G	A	PTS	PIM	GP	G	A	PTS	PIM
ANA	34	10	22	32	26	23	5	19	24	16
ATL	19	7	17	24	37	2	1	4	5	0
BOS	2	0	1	1	15	2	0	1	1	15
BUF	37	8	20	28	84	2	0	2	2	4
CGY	19	3	15	18	15	10	0	8	8	8
CAR	29	8	15	23	50	2	2	4	6	0
CHI	22	6	21	27	22	10	3	15	18	0
COL	21	12	16	28	10	11	9	9	18	2
CBJ	15	6	16	22	30	10	4	9	13	4
DAL	32	10	22	32	37	21	7	18	25	25
DET	19	5	11	16	18	10	1	9	10	10
EDM	21	6	11	17	20	11	5	7	12	4
FLA	27	7	18	25	14	2	1	2	3	0
LA	32	9	30	39	41	23	8	22	30	28
MIN	15	2	10	12	10	10	2	8	10	2
MTL	37	10	18	28	35	2	2	3	5	0
NSH	20	6	23	29	22	9	0	16	16	10
NJ	29	14	18	32	30	2	1	0	1	2
NYI	29	9	11	20	25	2	1	0	1	2
NYR	26	9	18	27	29	2	0	1	1	2
OTT	37	13	19	32	41	2	0	2	2	0
PHI	26	9	10	19	15	2	0	3	3	2
PHO	33	13	30	43	12	23	12	26	38	6
PIT	31	14	29	43	10	2	0	4	4	0
SJ	10	1	6	7	18	---	---	---	---	---
STL	21	5	19	24	14	11	1	16	17	4
TB	27	13	15	28	16	2	1	2	3	0
TOR	34	8	15	23	25	2	0	4	4	0
VAN	22	7	22	29	23	10	4	16	20	10
WAS	28	10	18	28	31	2	1	1	2	2
TOTALS	754	240	516	756	775	222	71	231	302	158

the shootout-deciding goal at Anaheim on Dec. 16...Appeared in his 700th game vs. Buffalo on Dec. 8...Had his five-game point streak (3-5=8) snapped vs. Anaheim on Nov. 17...**Playoffs:** San Jose's all-time leader in postseason assists (25)...Assisted on game-winning goal in Game 4 of the WCSF at Dallas on April 30...Led NHL in takeaways (19)...Had two multi-point games (Games 3 and 4 of WCQF)...Opened the game's scoring with a power play goal in Game 7 of the WCQF vs. Calgary on April 22...Scored the game-winning goal with 9.2 seconds left in Game 4 of the WCQF at Calgary on April 15.

Career 2006-07: Voted Seagate Technology "Sharks Player of the Year"...Earned the Playstation "Three Stars of the Year" Award, given to the Shark to earn the most three stars during the course of the season...Became just the third player in NHL history to have back-to-back 90-assist seasons by posting two helpers on April 5 vs. Calgary — the only other two players who've had consecutive 90-assist season are Wayne Gretzky (12, 1980-81 through 1991-92) and Mario Lemieux (1987-88 and 1988-89)...Led NHL in assists, second in PP points (54), PP assists (44) and points...Led NHL in home assists (54)...Led San Jose in points and takeaways (51)...Established a franchise record for assists in a period with four in the second period vs. Los Angeles on April 1...Named the NHL's Second Star of the Month for March where he led all NHL scorers during the month with 24 points (5-19=24) in 14 games...Set a new



PLAYERS

S-C-O-R-E

Since Dec. 1, 2005, Joe Thornton has been the National Hockey League's top points producer.

PLAYER	GP	G	A	PTS
Joe Thornton, San Jose	222	71	231	302
A. Ovechkin, Washington	221	148	137	285
Sidney Crosby, Pittsburgh	188	87	179	266

franchise record for assists (formerly Thornton's 72 in 2005-06) and tied the franchise record for points (with Cheechoo's 93 in 2005-06) with four points (1-3=4) at Phoenix on March 15...Named NHL's First Star of the Week with 10 points (4-6=10) in four games for week ending March 18...Tied his franchise record for assists in a single season (72 — 2005-06) on March 13 vs. Chicago...Voted to the starting lineup, leading all Western Conference players in votes, for the 2007 NHL All-Star Game...In the NHL Superskills competition, he hit four targets on six attempts in the shooting accuracy, scored a goal in the shootout competition and posted the second-hardest shot among the Western Conference competitors at 93.2 mph...Named the NHL's Third Star for the week ending Jan. 8 by posting seven points (0-7=7) in two games...Matched a franchise record with four assists vs. Detroit on Jan. 4, marking the second time he has done so as a Shark...Recorded his 200th goal on Dec. 31 at Dallas...Finished fourth in the voting for The Lionel Conacher Award as Canadian male athlete of the year in a survey by The Canadian Press and Broadcast News (NBA star and former Santa Clara University basketball player Steve Nash was first)...**Playoffs:** Tied a Sharks playoff record with his seven-game assist game streak from April 16 vs. Nashville through May 2 vs. Detroit (Jeff Norton — 1994 at Toronto through 1999 vs. Colorado) in which he registered eight assists (1-8=9)...T-6th in the League in assists...T-19th in NHL scoring...**2005-06:** Became the first Shark to win the Hart Memorial

TOPS SINCE 2002-03

Joe Thornton has been the National Hockey League's top scorer for the last five seasons.

PLAYER	GP	G	A	PTS
Joe Thornton, San Jose	399	139	370	509
Jaromir Jagr (w/Rangers last year)	398	176	265	441
Daniel Alfredsson, Ottawa	379	171	266	437
Marian Hossa, Detroit	395	192	228	420
Vincent Lecavalier, Tampa Bay	404	192	227	419

PLAYERS

Trophy, awarded annually to "the player adjudged to be most valuable to his team," and the Art Ross Trophy, awarded annually to the NHL's scoring leader (career best 125 points)...Finalist for the Lester B. Pearson Award, given to the League's most valuable player as selected by the players...First Team NHL All-Star...Named Seagate Technology "Sharks Player of the Year" as voted by members of the Bay Area media...Named the Seagate Technology "Sharks Player of the Month" for December and April...Named NHL Offensive Player of the Week twice during the season, Dec. 5-11 (2-6=8 in three games) and April 10-16 (1-11=12 in four games; shared honors with Cheechoo)...His season assist total (96) was greater than the point total (94) of 2003-04 Art Ross Trophy winner Martin St. Louis, marking the first time since the 1929-30 season that a player's assist total surpassed the point total of the prior season's leading scorer (Frank Boucher had 36 assists in 1929-30, while Ace Bailey led the League with 32 points in 1928-29)...Only the 11th player in NHL history to record 90-plus assists in a single season and the only one to do it while playing for two teams in the season...His 96 assists were 16th most in NHL history and led the League...Finished second on the Sharks franchise list for single season points (92)...Third in the NHL in power play assists (40) and T-4th in PP points (51)...Registered at least one point in 80.2 percent of his games played (65/81)...Set the NHL record for points in a single season by a player who played for two teams in one season (surpassed the 112 points scored by Bernie Nicholls in 1989-90) by recording two assists on April 9 against Dallas...Notched his 56th assist on Feb. 6 against Calgary matching St. Louis' NHL-leading total from 2003-04...Tied Sharks franchise record with at least one assist in eight consecutive games (3-13=16, Dec. 2-20) that was previously done by Nicholls (0-8=8, Oct. 24-Nov. 8, 1996)...Scored his first goal as a Shark in his first home game in San Jose against Atlanta on Dec. 6...Had two assists in his first game with San Jose on Dec. 2 at Buffalo...**Olympics:** Registered three points (1-2=3)...**Playoffs:** When the Sharks were eliminated from contention, was T-12th in the League in assists...Recorded two points (1-1=2) in Game Four of the WCSF at Edmonton on May 12...Scored the game-winning goal on the power play in Game Two of the WCSF vs. Edmonton on May 8...Assisted on Marleau's game-winning, series-clinching goal in Game Five of the WCQF at Nashville...**2004-05:** Played with Davos in Switzerland, leading team and finishing seventh overall in league scoring...Led the league in playoff scoring as Davos won the Swiss League Championship...World Championships MVP with Team Canada...**2003-04:** Reached the 20-plus goal mark for the fifth straight season...Led Boston in assists and points for the third time...Had 19 multiple-point games...Voted a starter for the Eastern Conference Team at the 2004 NHL All-Star Game — his third All-Star Game appearance...Member of 2004 World Cup of Hockey gold medal-winning Team Canada...**2002-03:** Named the 17th captain in Bruins history on Oct. 8...Finished third overall in scoring, was second in the NHL in assists and had his second 30-plus goal season...Second team NHL All-Star...Became just the third player in Bruins history to score 100-plus points with 100-plus penalty minutes (Bobby Orr and Ken Hodge) and was the first Bruin since 1993-94 to hit 100 points...Had 33 multiple-point games, including three four-point efforts...NHL Player of the Week for Nov. 25-Dec. 1 (3-4=7 and plus-9 in three games)...**2001-02:** Had 20 multiple-point games, including a career-high five-assists, Dec. 28 in Florida and his second career hat trick Jan. 5 vs. Washington...**Playoffs:** Had two multiple-point games...**2000-01:** Established a career season high in goals, hitting the 30-plus goal mark for the first time in his career...Tied for second in the NHL with 19 power play goals...Had 17 multiple-point games, including two four-point efforts...Scored his first hat trick March 1 vs. Tampa Bay...Recorded his 100th NHL assist April 2 vs. Montreal...Played for Team Canada in the

A SPECIAL GROUP

Among players who began the 2007-08 season at age 28 and under, Joe Thornton is the No. 1 scorer, while teammate Patrick Marleau is tied for fourth.

PLAYER	GP	G	A	PTS
Joe Thornton, San Jose	754	240	516	756
Marian Hossa, Detroit	701	299	349	648
Vincent Lecavalier, Tampa Bay	710	273	329	602
Alex Tanguay, Montreal	609	177	362	539
Patrick Marleau, San Jose	795	238	301	539
Joe Sakic, Colorado	303	127	205	332

World Championships...**1999-00:** Led the team in goals, assists, points and penalty minutes, becoming just the second player in team history to accomplish that feat (Jimmy Herberts, 1924-25)...Only player in the NHL (fourth Bruin) to lead his team in points and penalty minutes...Had 17 multiple-point games...**1998-99:** Had seven multiple-point games...Played his 100th NHL game Jan. 28 vs. New Jersey...**Playoffs:** Was third in Boston scoring...Had a five-game point streak from April 26-May 6 (2-4=6)...Scored the series-clinching goal May 2 in Game Six of the ECQF vs. Carolina...**1997-98:** Played his first NHL game Oct. 8 in Phoenix after missing the first three games with a broken forearm suffered in preseason...**1996-97:** Completed his second season of junior hockey in Sault Ste. Marie (71-127=198) and 174 PIM in 125 games...Second amongst OHL scoring leaders (122 points in 59 games) and was named an OHL Second Team All-Star...Youngest member of Team Canada's 1997 gold medal-winning World Junior Championships squad...**1995-96:** Named the top rookie in Canadian major junior hockey and earned a spot on the CHL All-Rookie Team.

Personal: "Big Joe" and "Joe-bo" lists as his favorites: Jim Morrison (musicians); "The Last Samurai" (movie); "Prison Break" and "24" (television shows); Val Kilmer (actor); Los Angeles Kings (NHL team while growing up); New York Yankees (professional team); Aldo's (San Jose area restaurant); Thailand (vacation spot); Roger Federer (professional athlete — "The best ever"); sjsharks.com (web site); steak (food); Legends (hometown hangout)...Likes to play golf away from the ice...If he wasn't in hockey, he'd be a pilot...Memorable Sharks/NHL moment: first NHL goal...Hockey idol is Pat LaFontaine...Affiliated with Right To Play, an organization that uses sports to improve health, build life skills and foster peace for children and communities affected by war, poverty and disease...Older cousin, Scott, played for the Sharks from 2000-06 and just retired from the Los Angeles Kings...Has two figurines (one with Boston and San Jose) in the McFarlane's Sports Picks NHL hockey series (one of three Sharks, the others are Nabokov and Cheechoo)...Calls himself honest and humble...Pet peeve is littering...Would like to have met Alexander the Great ("He was the youngest ruler of the world")...Three wishes: health, happiness and world peace...Best part about growing up in his hometown: outdoor hockey rinks...Started skating at four and playing hockey at six.



CAREER STATISTICS

PLAYOFFS

Season	Club	League	GP	G	A	PTS	PIM	GP	G	A	PTS	PIM
1995-96	Sault Ste. Marie	OHL	66	30	46	76	51	4	1	1	2	11
1996-97	Sault Ste. Marie	OHL	59	41	81	122	123	11	11	8	19	24
1997-98	Boston	NHL	55	3	4	7	19	6	0	0	0	9
1998-99	Boston	NHL	81	16	25	41	69	11	3	6	9	4
1999-00	Boston	NHL	81	23	37	60	82	-	-	-	-	-
2000-01	Boston	NHL	72	37	34	71	107	-	-	-	-	-
2001-02	Boston	NHL	66	22	46	68	127	6	2	4	6	10
2002-03	Boston	NHL	77	36	65	101	109	5	1	2	3	4
2003-04	Boston	NHL	77	23	50	73	98	7	0	0	0	14
2004-05	Davos	Switz.	40	10	44	54	80	14	4	20	24	29
2005-06	San Jose	NHL	58	20	72	92	55	11	2	7	9	12
	Boston	NHL	33	9	24	33	6	-	-	-	-	-
2006-07	San Jose	NHL	82	22	92	114	44	11	1	10	11	10
2007-08	San Jose	NHL	82	29	67	96	59	13	2	8	10	2
	Sharks Totals		222	71	231	302	158	35	5	25	30	24
	NHL Totals		754	240	516	756	775	70	11	37	48	65

Selected in the first round (1st overall) by Boston in the 1997 NHL Entry Draft. Acquired by San Jose from Boston in exchange for Wayne Primeau, Brad Stuart and Marco Sturm on Nov. 30, 2005.



MARC-EDOUARD VLASIC

Shoots: Left

Height/Weight: 6-foot-1, 200 pounds

Born: 3/30/87 in Montreal, Quebec

Hometown: Montreal, Quebec

Selected by San Jose in the 2005 NHL Entry Draft (2nd round, 35th overall).

DEFENSE

NHL CAREER HIGHLIGHTS

First NHL game — Oct. 5, 2006 vs. St. Louis
First NHL goal — Nov. 22, 2006 vs. Los Angeles (Dan Cloutier)

First NHL assist — Oct. 23, 2006 at Columbus

Most points, game — 2, 2 times, most recent, Jan. 6, 2007 vs. Columbus

Most goals, game — 1, 5 times, most recent, March 25, 2008 at Phoenix

Most assists, game — 2, 2 times, most recent, Feb. 9, 2008 vs. Nashville

Most consecutive games, point — 3, 2 times, most recent, Feb. 9, 2008 vs. Nashville through Feb. 14, 2008 vs. Edmonton

Most consecutive games, goal — 1, 5 times, most recent, March 25, 2008 at Phoenix

Most consecutive games, assist — 3, 2 times, most recent, Feb. 9, 2008 vs. Nashville thru Feb. 14, 2008 vs. Edmonton

Most consecutive games played — 119, Jan. 15, 2007 vs. Colorado through April 6, 2008 at Dallas (streak intact entering 2008-09 season)

Best plus/minus — +3, 3 times, most recent, March 6, 2007 at Minnesota

NHL All-Rookie Team — 2006-07

PlayStation "Sharks Rookie of the Year" — 2006-07

2007-08: Third on San Jose in blocked shots (85) and in average ice time (21:36)...Has appeared in 119 consecutive games dating back to Jan. 15, 2007 — he's only missed one game in his two-year career...Had his second multi-point game of the season (1-1=2) on March 25 at Phoenix and set a career-high with five shots...Assisted on the game-winning goal at Chicago on March 7...Tied a career high with a three- game point streak from Feb. 9 vs. Nashville through Feb. 14 vs. Edmonton (0-4=4)...Tied a career high with his two assist night (0-2=2) on Feb. 9 vs. Nashville...Posted his first goal of the season, snapping a 69-game goal-less streak, on Feb. 2 vs. Chicago...Recalled to San Jose on Jan. 28...Posted two assists in one AHL (Worcester) game Jan. 26 at Springfield...Reassigned to Worcester on Jan. 25...Assisted on Semenov's

power play goal Oct. 26 at Detroit...Picked up his second assist of the season on Oct. 18 vs. Detroit...**Playoffs:** Registered the primary assist on Pavelski's game-winner in Game 2 of the WCQF vs. Calgary on April 10.


Career 2006-07: Named to the NHL All-Rookie Team along with Matt Carle — just the second pair of defensive teammates in NHL history to be named to the squad in the same season joining Detroit's Niklas Lidstrom and Vladimir Konstantinov (1991-92)...Named Playstation "Sharks Rookie of the Year" as voted by the Bay Area media...The youngest defenseman to play in the NHL...Led League rookies in shorthanded time on ice per game (3:18) and in ice time per game (22:11), averaging 1:39 per game more than any other rookie that played in 10-plus games...Second among all NHL rookies in blocked shots (134)... T-2nd among rookie defensemen in points and T-2nd in assists...Second on team in average ice time (22:11), behind only Scott Hannan...Recorded his first career goal and multi-point game (1-1=2) on Nov. 22 vs. Los Angeles...Made his NHL debut vs. St. Louis on Oct. 5...Became the youngest defenseman to make the Sharks out of camp since Brad Stuart in 1999...**Playoffs:** Earned first point (assist) in his first game (Game 1 of WCQF at Nashville on April 11)...**2005-06:** Alternate captain was second on Quebec (QMJHL) in scoring among defensemen, eighth overall and fourth in the league among blueliners...Third on the squad in plus/minus with a plus-41...Was among the final 34 players in camp for Team Canada for the 2006 IIHF World Jr. Tourney...**Playoffs:** Led QMJHL in points among defensemen and finished fifth overall in the league...His 24 assists ranked second in the QMJHL and was

CAREER VS. NHL

TEAM	GP	G	A	PTS	PIM
ANA	16	0	3	3	8
ATL	1	0	0	0	0
BOS	1	0	0	0	0
BUF	1	0	0	0	0
CGY	8	0	1	1	0
CAR	1	0	0	0	0
CHI	8	1	1	2	0
COL	8	0	2	2	4
CBJ	8	0	3	3	0
DAL	16	0	2	2	2
DET	8	0	3	3	2
EDM	8	0	4	4	0
FLA	1	0	0	0	0
LA	16	1	6	7	2
MIN	8	0	1	1	4
MTL	1	0	0	0	0
NSH	8	1	2	3	8
NJ	2	0	1	1	0
NYI	2	0	0	0	0
NYR	2	0	0	0	0
OTT	1	0	0	0	0
PHI	2	0	2	2	0
PHO	15	2	3	5	8
PIT	2	0	0	0	0
SJ	---	---	---	---	---
STL	8	0	0	0	4
TB	1	0	1	1	0
TOR	1	0	0	0	0
VAN	8	0	0	0	0
WAS	1	0	0	0	0
TOTALS	163	5	35	40	42

first among defensemen...His three game-winning goals were T-2nd in the league... Finished T-3rd in scoring among defensemen at the Memorial Cup with three assists in four games...Assisted on two goals in the Memorial Cup Championship, including the game-winning goal...Led all players at the Memorial Cup in plus-minus, posting a plus-7...**2004-05:** Tied for 18th among league defensemen in points...13th among league defensemen in assists...Second among league defensemen and fifth overall in the league in plus/minus (plus-39)...**2003-04:** Tied for 18th among league defensemen in plus/minus (plus-6)...Fifth among team defensemen in points (10).

Personal: "Pickles" and "Dominator" has two dogs...Favorites: Linkin Park (musicians); "The Rock" (movie); "Friends" (television show — he has the complete special edition boxed



PLAYERS

DVD set; John Travolta (actor); Detroit Red Wings (favorite NHL team while growing up); Forbes Mill (San Jose area restaurant); Mexico (vacation spot); Roger Federer (professional athlete — "He's the dominant one in his sport, the best day-in-and-day-out"); yahoo.com (web site); pasta (food); parent's house (hometown hangout); "Guitar Hero II" (video game)...Likes to play golf and with the dogs away from the ice...If he wasn't in hockey, he'd be an engineer...Memorable NHL/Sharks moment: first goal...Hockey idol is Pavel Bure...Calls himself quiet, passionate and respectful...Hates slow drivers in the fast lane...Always puts his left side on first...Speaks French and English...Best part about growing up in Montreal: it's a hockey town...Would like to meet Bobby Orr...Two wishes: good health and to have a long career...Started skating when he was four and playing hockey when he was five.

CAREER STATISTICS

Season	Club	League	GP	G	A	PTS	PIM
2003-04	Quebec	QMJHL	41	1	9	10	4
2004-05	Quebec	QMJHL	70	5	25	30	33
2005-06	Quebec	QMJHL	66	16	57	73	57
2006-07	San Jose	NHL	81	3	23	26	18
2007-08	San Jose	NHL	82	2	12	14	24
	Worcester	AHL	1	0	2	2	0
	Sharks/NHL Totals		163	5	35	40	42

Selected by San Jose in the 2005 NHL Entry Draft (2nd round, 35th overall).

PLAYOFFS

GP	G	A	PTS	PIM
5	0	1	1	0
2	7	9	2	0
23	5	24	29	10
11	0	1	1	2
13	0	1	1	0
-	-	-	-	-
24	0	2	2	2



RILEY ARMSTRONG

Center/Right Wing

Shoots: Right 5-foot-11, 190 pounds

Born: 11/8/84 in Lloydminster, Saskatchewan

Hometown: Saskatoon, Saskatchewan

Signed by San Jose as a free agent on Sept. 15, 2004.

2007-08: Set career high in assists...Led team in plus/minus (plus-8) and fourth in penalty minutes...Shaved his head at center ice on April 6 after game vs. Springfield as part of his "Locks of Love" campaign...**Career 2006-07:** Led team

forwards in PIM...Fourth on the team with a career-high six power play goals...**2005-06:** With Cleveland (AHL), scored his first goal of the season on Nov. 19 vs. Grand Rapids...**2004-05:** Made his professional debut on Oct. 15 at Grand Rapids (assist)...Scored first professional goal at Hamilton on Nov. 6...**2003-04:** T-1st in scoring...Led Everett (WHL) in assists and was second in goals, plus/minus (plus-7) and PIM...**Playoffs:** Scored his first WHL playoff goal at Spokane on March 23...Second on Everett in goals and PIM...**2002-03:** T-1st in team rookie scoring, T-11th overall...Fourth in plus/minus (plus-4)...Second amongst team rookies in games played and led in PIM.

CAREER STATISTICS

PLAYOFFS

Season	Club	League	GP	G	A	PTS	PIM	GP	G	A	PTS	PIM
2001-02	Yorkton	SMH	42	43	34	77	-	-	-	-	-	-
2002-03	Kootenay	WHL	65	6	10	16	69	10	0	1	1	14
2003-04	Everett	WHL	69	18	26	44	119	21	5	4	9	46
2004-05	Cleveland	AHL	70	8	11	19	117	-	-	-	-	-
2005-06	Cleveland	AHL	64	4	5	9	67	-	-	-	-	-
2006-07	Worcester	AHL	73	19	17	36	108	6	0	1	1	12
2007-08	Worcester	AHL	64	15	19	34	91	-	-	-	-	-

Signed by San Jose as a free agent on Sept. 15, 2004.



BRENDAN BUCKLEY

Defense

Shoots: Right 6-foot-2, 205 pounds

Born: 2/26/77 in Needham, Massachusetts

Hometown: Needham, Massachusetts

Signed by San Jose as a free agent on July 15, 2008.

2007-08: Led team defensemen and finished fifth overall in penalty minutes (119)...

Playoffs: Second on team in penalty minutes...**Career 2006-07:** The fourth captain in Manchester (AHL) history...**Playoffs:** Played in all 16 games...**2005-06:** Peoria's (AHL) captain...**2004-05:** Worcester IceCats Defenseman of the Year...**2003-04:** Split the season between Wilkes-Barre/Scranton and Syracuse (AHL)...**Playoffs:** Appeared in seven games with Syracuse...**2002-03:** Appeared in all 80 games for Wilkes-Barre/Scranton (AHL)...**Playoffs:** Appeared in six games...**2001-02:** Nominated for the Ironman Award...**2000-01:** First full AHL season...**Playoffs:** Advanced to the Calder Cup Finals...**1999-00:** Began his professional career spending time with both Quad City (UHL) and Cincinnati (AHL).

CAREER STATISTICS

PLAYOFFS

Season	Club	League	GP	G	A	PTS	PIM	GP	G	A	PTS	PIM
1995-96	Boston College	NCAA	36	0	4	4	72	-	-	-	-	-
1996-97	Boston College	NCAA	38	2	6	8	90	-	-	-	-	-
1997-98	Boston College	NCAA	41	1	12	13	69	-	-	-	-	-
1998-99	Boston College	NCAA	43	1	13	14	75	-	-	-	-	-
1999-00	Quad City	UHL	61	1	10	11	73	9	1	0	1	10
	Cincinnati	AHL	4	0	0	0	6	-	-	-	-	-
2000-01	WB/Scranton	AHL	63	2	8	10	62	21	0	2	2	33
2001-02	WB/Scranton	AHL	80	1	19	20	116	-	-	-	-	-
2002-03	WB/Scranton	AHL	80	2	6	8	99	6	0	0	0	2
2003-04	WB/Scranton	AHL	45	2	4	6	61	-	-	-	-	-
	Syracuse	AHL	30	0	4	4	40	7	0	0	0	14
2004-05	Worcester	AHL	63	3	13	16	128	-	-	-	-	-
2005-06	Peoria	AHL	73	2	9	11	104	4	0	0	0	4
2006-07	Manchester	AHL	63	2	7	9	107	16	0	3	3	13
2007-08	Iserlohn	DEL	43	0	4	4	119	6	1	0	1	31

Selected by Anaheim in the fifth-round (117th overall) of the 1996 NHL Entry Draft. Signed with Pittsburgh as a free agent on Sept. 28, 2000. Acquired by Columbus from Pittsburgh in exchange for Pauli Levokari on Feb. 10, 2004. Signed as a free agent by St. Louis in 2005. Agreed to terms on a two-year contract with Los Angeles on July 10, 2006. Signed by San Jose as a free agent on July 17, 2008.



TOM CAVANAGH Center

Shoots: Left 6-foot, 200 pounds

Born: 3/24/82 in Warwick, Rhode Island

Hometown: Warwick, Rhode Island

Selected by San Jose in the 2001 NHL Entry Draft (6th round, 182nd overall).

2007-08: Set a San Jose record by recording a point 36 seconds into his NHL debut — the fourth-fastest point in an NHL debut since 1989-90 — with an assist on Thornton's goal on April 3 at Los Angeles...Recalled to San Jose on April

2...T-2nd on Worcester (AHL) in points and second in assists...Recorded a seven-game point/assist streak from March 19-April 6...**Career 2006-07:** Bettered his rookie totals in goals, assists and points...Posted two shorthanded goals...**Playoffs:** Scored a power play goal in Game 6 of the Atlantic Division Semifinals on April 28...**2005-06:** Made professional debut on Nov. 19 vs. Grand Rapids scoring three points (a goal and two assists)...**2004-05:** ECAC Coaches Preseason All-League team selection...Named ECAC Defensive Forward of the Year and Second Team All-ECAC...Led team in goals, assists and points and was second in GWG...Named league's top defensive forward and earned all-second team honors...T-8th overall in ECAC in points, T-9th in goals, T-4th in assists and T-3rd in GWG...Named first team All-Ivy League...Semifinalist for the Walter Brown Award, presented annually to the best American-born college hockey player in New England...His father, Joe, won the award in 1971...**2003-04:** Named finalist for the Walter Brown Award...Finished T-9th among all ECAC scorers, tops on Harvard...Also T-9th in goals and T-13th in assists...First on team in goals, second in assists, T-2nd in PP goals and T-3rd in GWG (two)...Named ECAC Player of the Week, Dec. 30 and March 16...Selected to ECAC All-Tournament Team...**2002-03:** One of six Harvard players to play in every game...Helped team to berth in NCAA Tournament...Fourth on team in goals, sixth in points...**2001-02:** Shared George Percy Award as team's rookie of the year...T-2nd among ECAC first-year players in scoring...Scored game-winning goal in double overtime vs. Cornell in the ECAC Championship Game, giving Harvard the conference title and a berth in the NCAA Tournament...Led team freshmen in points, fifth overall...Second on team in assists...One of two Crimson players to appear in every game...**2000-01:** Set Phillips-Exeter High School single-season goals record...Invited to the USA National Junior Evaluation Camp...**Other:** Father, Joe, was a three-time hockey All-America selection and is a member of the Beanpot and Harvard Varsity Club Halls of Fame.

CAREER STATISTICS

PLAYOFFS

Season	Club	League	GP	G	A	PTS	PIM	GP	G	A	PTS	PIM
2000-01	Phillips-Exeter	USHSE	31	42	40	82	34	-	-	-	-	-
2001-02	Harvard	ECAC	34	8	17	25	4	1	1	0	1	0
2002-03	Harvard	ECAC	34	14	13	27	31	1	0	0	0	0
2003-04	Harvard	ECAC	36	16	20	36	26	1	0	0	0	0
2004-05	Harvard	ECAC	33	10	19	29	22	1	0	0	0	0
2005-06	Cleveland	AHL	62	10	11	21	36	-	-	-	-	-
2006-07	Worcester	AHL	74	12	32	44	56	6	1	0	1	6
2007-08	San Jose	NHL	1	0	1	1	0	-	-	-	-	-
	Worcester	AHL	77	19	36	55	55	-	-	-	-	-
	Sharks/NHL Totals		1	0	1	1	0	-	-	-	-	-

Selected by San Jose in the 2001 NHL Entry Draft (6th round, 182nd overall).



LOGAN COUTURE (CUH-CHURE) Center

Shoots: Left 6-foot-1, 195 pounds

Born: 3/28/89 in Guelph, Ontario

Hometown: London, Ontario

Selected by San Jose in the 2007 NHL Entry Draft (1st round, 9th overall).

2007-08: Attended Team Canada's National Junior Championship Development Camp...Voted among the top three in smartest player (second overall), best playmaker (second) and best stick-handler (third) among OHL Eastern Confer-

ence skaters in the annual OHL Coaches Poll...Tied for first on team in points and second in plus/minus (plus-9)...Couture and fellow OHL star John Tavares competed in a one-on-one charity shootout on Nov. 9 when Ottawa played the Oshawa Generals and again on Dec. 1. Couture represented the Canadian Cancer Society and beat Tavares, 2-1...**Playoffs:** Three points in four games...**Career 2006-07:** Second on team in points, goals and power play goals (10)...Tied for the team lead in shorthanded goals (three)...Posted three points (a goal and two assists) as a member of the Eastern Conference All-Star team...Played in the 2007 CHL/NHL Home Hardware Top Prospects Game...**Playoffs:** Led team in points and assists...**World U-18:** T-7th on team with four points (two goals and two assists) in six games...Finished fourth in the tournament...**2005-06:** Named to the OHL Second All-Rookie Team...Sec-

ond in voting behind Tavares for OHL Rookie of the Year...Among OHL rookies, pints (third), assists (second) and goals (T-4th)...Second on team in power play goals (12)...Ottawa's Rookie of the Year and Most Sportsmanlike Player...Participated in the 2006 ADT Canada Russia Challenge...**World U-17:** Tied for second on the team in goals and tied for third in points.

CAREER STATISTICS

Season	Club	League	GP	G	A	PTS	PIM	GP	G	A	PTS	PIM
2005-06	Ottawa	OHL	65	25	39	64	52	6	3	4	7	0
	Ontario	World U-17	5	5	3	8	2	-	-	-	-	-
2006-07	Ottawa	OHL	54	26	52	78	24	5	1	7	8	4
	Canada	World U-18	6	2	2	4	2	-	-	-	-	-
2007-08	Ottawa	OHL	51	21	37	58	37	4	2	1	3	0

Selected by San Jose in the 2007 NHL Entry Draft (1st round, 9th overall).

PLAYOFFS

Season	Club	League	GP	G	A	PTS	PIM	GP	G	A	PTS	PIM
2005-06	Ottawa	OHL	65	25	39	64	52	6	3	4	7	0
	Ontario	World U-17	5	5	3	8	2	-	-	-	-	-
2006-07	Ottawa	OHL	54	26	52	78	24	5	1	7	8	4
	Canada	World U-18	6	2	2	4	2	-	-	-	-	-
2007-08	Ottawa	OHL	51	21	37	58	37	4	2	1	3	0

Selected by San Jose in the 2007 NHL Entry Draft (1st round, 9th overall).

TAYLOR DAKERS

(DAY-kurs) Goaltender

Catches: Left 6-foot-1, 175 pounds

Born: 9/14/86 in Langley, British Columbia

Hometown: Langley, British Columbia

Selected by San Jose in the 2005 NHL Entry Draft (5th round, 140th overall).



2007-08: Split season between Worcester (AHL) and Phoenix (ECHL)...Recorded first professional win in his first professional start with Worcester by making 25 saves in a 2-1 win vs. Lowell on Oct. 20...**Career 2006-07:** Fifth in league in goals-

against average and second in save percentage (.919)...Named as a WHL Eastern Conference Second Team All-Star...One of CHL's Performers of the Week for Jan. 11...**Playoffs:** Two of his four losses were in overtime...**2005-06:** Won 10 of his final 14 regular season starts, posting five shutouts...Led the WHL in save percentage (.926) and was third in shutouts (eight)...Named the WHL Player of the Week for Nov. 21...**Playoffs:** Ranked 12th in the league in save percentage (.899)...**2004-05:** Ranked eighth among all North American goaltenders by NHL Central Scouting...**2003-04:** First season for Kootenay.

CAREER STATISTICS

Season	Club	League	GP	W	L	T	MINS	GA	SO	GAA	GP	W	L	MINS	GA	SO	AVG
2003-04	Kootenay	WHL	19	6	10	0	856	48	1	3.36	-	-	-	-	-	-	-
2004-05	Kootenay	WHL	23	13	7	2	1303	44	4	2.03	-	-	-	-	-	-	-
2005-06	Kootenay	WHL	47	30	15	1	2671	94	8	2.11	6	2	4	378	23	0	3.65
2006-07	Kootenay	WHL	48	33	10	4	2831	102	5	2.16	7	3	4	429	18	1	2.52
2007-08	Worcester	AHL	22	7	11	1	1226	64	0	3.13	-	-	-	-	-	-	-
	Phoenix	ECHL	15	6	7	2	899	2.34	0	2.34	-	-	-	-	-	-	-

Selected by San Jose in the 2005 NHL Entry Draft (5th round, 140th overall).

PLAYOFFS

Season	Club	League	GP	W	L	T	MINS	GA	SO	GAA	GP	W	L	MINS	GA	SO	AVG
2003-04	Kootenay	WHL	19	6	10	0	856	48	1	3.36	-	-	-	-	-	-	-
2004-05	Kootenay	WHL	23	13	7	2	1303	44	4	2.03	-	-	-	-	-	-	-
2005-06	Kootenay	WHL	47	30	15	1	2671	94	8	2.11	6	2	4	378	23	0	3.65
2006-07	Kootenay	WHL	48	33	10	4	2831	102	5	2.16	7	3	4	429	18	1	2.52
2007-08	Worcester	AHL	22	7	11	1	1226	64	0	3.13	-	-	-	-	-	-	-
	Phoenix	ECHL	15	6	7	2	899	2.34	0	2.34	-	-	-	-	-	-	-

Selected by San Jose in the 2005 NHL Entry Draft (5th round, 140th overall).

P.J. FENTON

Left Wing

Shoots: Left 5-foot-11, 185 pounds

Born: 8/26/85 in Springfield, Massachusetts

Selected by San Jose in the 2005 NHL Entry Draft (5th round, 162nd overall).



2007-08: Made professional debut with Worcester (AHL) at Springfield on April 2...Signed to an ATO on April 1...Assistant captain for U-Mass Amherst...Third on the team in points and second with six power play goals...**Career 2006-07:**

Third on the team in points...T-2nd on the team in game-winning goals (two) and power play points (nine, two goals and seven assists)...Led the team in shots (118)...**2005-06:** Sixth on the squad in scoring...Led the Minutemen in PIM...**2004-05:** Led the team in scoring in Hockey East contests with 17 points...Named to the Hockey East Superskills All-Rookie Team and team's Rookie of the Year...**Other:** Played for two seasons at Cathedral High School, which won the Division I South Hockey title in 2002...A 2002 first team All-Western Massachusetts selection...Father, Nashville Assistant General Manager Paul Fenton, was an original member of the Sharks.

CAREER STATISTICS

Season	Club	League	GP	G	A	PTS	PIM	GP	G	A	PTS	PIM
2004-05	U-Mass Amherst	HE	38	13	12	25	28	-	-	-	-	-
2005-06	U-Mass Amherst	HE	35	5	12	17	61	-	-	-	-	-
2006-07	U-Mass Amherst	HE	39	10	15	25	16	-	-	-	-	-
2007-08	U-Mass Amherst	HE	36	9	19	28	24	-	-	-	-	-
	Worcester	AHL	4	0	0	0	4	-	-	-	-	-

Selected by San Jose in the 2005 NHL Entry Draft (5th round, 162nd overall).

PLAYOFFS

Season	Club	League	GP	G	A	PTS	PIM	GP	G	A	PTS	PIM
2004-05	U-Mass Amherst	HE	38	13	12	25	28	-	-	-	-	-
2005-06	U-Mass Amherst	HE	35	5	12	17	61	-	-	-	-	-
2006-07	U-Mass Amherst	HE	39	10	15	25	16	-	-	-	-	-
2007-08	U-Mass Amherst	HE	36	9	19	28	24	-	-	-	-	-
	Worcester	AHL	4	0	0	0	4	-	-	-	-	-

Selected by San Jose in the 2005 NHL Entry Draft (5th round, 162nd overall).



T.J. FOX Center

Shoots: Left 6-foot-1, 200 pounds

Born: 6/11/84 in Oswego, New York

Hometown: Oswego, New York

Signed by San Jose as a free agent on March 8, 2007.

2007-08: Second among team rookies in points...T-4th among AHL rookies and on Worcester in shorthanded goals (two)...Had team's first penalty shot attempt of the season (and second in franchise history) on March 12 vs. San Antonio, but failed to convert...Recorded a career high four-game point streak from Feb. 2-10...Recorded a season-high three points (2-1=3) at Manchester on Dec. 16...Scored first professional goal, the game-winner, vs. Providence on Oct. 21...**Career 2006-07:** Voted the team MVP and received the Seventh Player Award...Led team in scoring, tying the Union Division I single-season points record...Led team with a plus-10 rating...T-5th in overall scoring in ECAC and T-2nd overall in ECAC in assists...**2005-06:** Fourth on the team in scoring and ninth among ECAC rookies...Scored his first collegiate goal vs. Air Force on Oct. 7...**2004-05:** Led Chicago in points...Team's top scorer in the playoffs...Played in the USHL All-Star Game...**2003-04:** Had 27 points in 56 games...**2002-03:** Made USHL debut with Green Bay.

CAREER STATISTICS

PLAYOFFS

Season	Club	League	GP	G	A	PTS	PIM	GP	G	A	PTS	PIM
2002-03	Green Bay	USHL	32	3	3	6	24	-	-	-	-	-
2003-04	Chicago	USHL	56	11	16	27	62	5	1	0	1	4
2004-05	Chicago	USHL	60	21	29	50	90	7	2	3	5	8
2005-06	Union College	ECAC	30	8	12	20	34	-	-	-	-	-
2006-07	Union College	ECAC	36	13	24	37	54	-	-	-	-	-
2007-08	Worcester	AHL	71	12	12	24	33	-	-	-	-	-

Signed by San Jose as a free agent on March 8, 2007.



THOMAS GREISS (GRYCE) Goaltender

Catches: Left 6-foot-1, 210 pounds

Born: 1/29/86 in Fussen, Germany

Hometown: Rastshaupten, Germany

Selected by San Jose in the 2004 NHL Entry Draft (3rd round, 94th overall).

2007-08: Split season between San Jose and Worcester (AHL)...Made second NHL start in a 3-2 loss at New Jersey on Feb. 20...Recalled to San Jose on Feb. 18 and relieved an injured Nabokov in the second period at the New York Islanders later that day and stopped one shot in 9:36...Made 25 saves in his NHL debut, a 4-3 overtime loss against Anaheim on Jan. 13...Recalled from Worcester (AHL) on Nov. 19 while Dimitri Patzold was on a conditioning assignment...**Career 2006-07:** Earned CCM/Vector AHL Player of the Week honors for the week ending March 25...Appeared in three games with Fresno (ECHL)...Made his North American pro debut on Oct. 13 at Providence...**2005-06:** Finished third in the DEL (Germany) in save percentage (.926) and ranked sixth in GAA...**Olympics:** Started for Team Germany on Feb. 16 in a 5-1 loss to Team Canada...**2004-05:** Had team's lowest GAA...**Playoffs:** Team lost in seven games in first round to ERC Ingolstadt...**Other:** Played three games with Team Germany at 2005 World Jr. Championships...**2003-04:** Played for Team Germany in the Under-20 (Group A) and Under-18 World Championships.

CAREER STATISTICS

PLAYOFFS

Season	Club	League	GP	W	L	T	MINs	GA	SO	GAA	GP	W	L	MINs	GA	SO	AVG
2003-04	Koln Jr.	Germany	24	-	-	-	1286	-	0	2.61	-	-	-	-	-	-	-
	Koln	Germany	1	-	-	-	20	4	0	12.00	-	-	-	-	-	-	-
	Germany	WJC, A	2	1	0	0	119	3	0	1.51	-	-	-	-	-	-	-
	Germany	WJC, U18	3	3	0	0	140	8	0	3.43	-	-	-	-	-	-	-
2004-05	Koln	Germany	8	-	-	-	459	16	0	2.09	-	-	-	-	-	-	-
	Germany	WJC, U20	3	0	3	0	104	13	0	7.50	-	-	-	-	-	-	-
2005-06	Koln	Germany	27	-	-	-	1560	64	1	2.46	-	-	-	-	-	-	-
	Germany	Olympics	1	0	1	0	60	5	0	5.00	-	-	-	-	-	-	-
2006-07	Worcester	AHL	43	26	15	2	2555	111	0	2.61	3	0	3	172	12	0	4.18
	Fresno	ECHL	3	1	2	0	180	7	0	2.34	-	-	-	-	-	-	-
2007-08	San Jose	NHL	3	0	1	1	129	7	0	3.26	-	-	-	-	-	-	-
	Worcester	AHL	41	18	21	2	2424	125	0	3.09	-	-	-	-	-	-	-
	Sharks/NHL Totals		3	0	1	1	129	7	0	3.26	-	-	-	-	-	-	-

Selected by San Jose in the 2004 NHL Entry Draft (3rd round, 94th overall).



KYLE JONES

Goaltender

Catches: Left 6-foot, 200 pounds

Born: 8/22/83 in North Delta, British Columbia

Hometown: North Delta, British Columbia

Signed by Worcester (AHL) as a free agent on May 20, 2008.

2007-08: The winningest goaltender in Division III history finished his college career with a 87-10-8 record, a 1.61 goals-against average, .926 save percentage and 25 shutouts (Division III record)...Possesses the first, third and 10th all-time longest shutout streaks in Division III annals...NCAA Division III Player of the Year...**Career**

2006-07: Honorable mention All-America selection by U.S. College Hockey Online...Honorable mention All-Northern Collegiate Hockey Association selection...Team most valuable player...Had a 17-save performance to shutout St. Scholastica 3-0 for NCHA Peters Cup Championship and to break the Division III career shutout record...**2005-06:** U.S. College Hockey Online first team All-American...AHCA second team All-American...Northern Collegiate Hockey Association Player of the Year, posting five shutouts with a 10-1-2 record and 1.14 GAA in league action...First-team All-NCHA for second straight year...Shattered his own school record with a NCAA Division III-record consecutive shutout sequence of 337:22...**2004-05:** Second team All-American by the AHCA and USCHO.com...First team All-Northern Collegiate Hockey Association...St. Norbert Freshman of the Year.

CAREER STATISTICS

PLAYOFFS

Season	Club	League	GP	W	L	T	MINS	GA	SO	GAA	GP	W	L	MINS	GA	SO	AVG
2004-05	St. Norbert	NCAA	21	17	1	1	1192	35	5	1.76	-	-	-	-	-	-	-
2005-06	St. Norbert	NCAA	30	24	4	2	1768	52	7	1.76	-	-	-	-	-	-	-
2006-07	St. Norbert	NCAA	31	25	4	2	1875	56	3	1.79	-	-	-	-	-	-	-
2007-08	St. Norbert	NCAA	25	21	1	3	1543	28	10	1.09	-	-	-	-	-	-	-

Signed by Worcester (AHL) as a free agent on May 20, 2008.



MATT JONES

Right Wing

Shoots: Left 6-foot-4, 200 pounds

Born: 1/13/86 in Kentwood, Michigan

Hometown: Kentwood, Michigan

Signed by San Jose as a free agent on March 28, 2008.

2007-08: Scored first professional goal at Lowell on March 29...Signed to an ATO on March 28 and made his debut at Hartford...Just the sixth Merrimack player in school history to leave the program early for a NHL contract...Led Merrimack in goals and shots (124) and was second in points and four power-play goals...Scored the first goal of the game a team-high six times and was the Warriors lone representative on the Hockey East All-Conference team, earning an honorable mention...**Career: 2006-07:** Second on team in goals and tied for fourth in points...Led team in PIM...Scored first two collegiate goals in a 2-1 win over UMass on Jan. 5...Notched his first collegiate point in 3-2 win at Providence on Oct. 27.

CAREER STATISTICS

PLAYOFFS

Season	Club	League	GP	G	A	PTS	PIM	GP	G	A	PTS	PIM
2003-04	Green Bay	USHL	45	7	5	12	32	-	-	-	-	-
2004-05	Soo Indians	NAHL	55	17	20	37	35	-	-	-	-	-
2005-06	Sioux City	USHL	51	11	8	19	71	-	-	-	-	-
2006-07	Merrimack College	NCAA	32	4	2	6	70	-	-	-	-	-
2007-08	Merrimack College	NCAA	34	15	7	22	60	-	-	-	-	-
	Worcester	AHL	7	2	1	3	8	-	-	-	-	-

Signed by San Jose as a free agent on March 28, 2008.



DEREK JOSLIN Defense

Shoots: Left 6-foot-1, 210 pounds

Born: 3/17/87 in Richmond, Ontario

Hometown: Richmond, Ontario

Selected by San Jose in the 2005 NHL Entry Draft (5th round, 149th overall).

2007-08: Third among rookie defensemen in points (second amongst defense) and tied for second in goals (led defensemen)...Tied for fifth among AHL defensemen in power play goals (eight)...Fourth on team in game-winning goals (three)...Third on team, first among defensemen, in power play points (8-13=21)...One of only two players for Worcester to play all 80 games along with Brennan Evans...Five-game point/assist streak from April 6-13...Season-high three points, all in the second period, on March 7 vs. Albany...Recorded first professional goal with a power play, game-winner at Manchester on Nov. 23...Registered first professional points (two assists) on Nov. 7 at Bridgeport...**Career 2006-07:** Third on team in assists, fifth in points and tied for 16th among OHL defenseman scoring leaders...Named to the OHL Eastern Conference All-Star Team, registering an assist and plus-5 rating in the game...**Playoffs:** Led Ottawa defensemen and was third overall in scoring...**2005-06:** Led Ottawa in scoring among defensemen, sixth overall...Ranked 14th in the OHL in scoring among defensemen...Selected as a member of Team OHL, which competed against Team Russia...**Playoffs:** Finished tied for 14th in the league in points among defensemen...**Playoffs:** Posted six points (a goal and five assists) in six games...**2004-05:** Second among team defensemen, 18th among league rookies and 21st among all league defensemen in scoring...Led Ottawa and tied for 14th in the league with a plus-26 plus/minus...**2003-04:** One of 16 rookies with the 67s...Spent most of the year with the Aurora Tigers (OHA).

CAREER STATISTICS

Season	Club	League	GP	G	A	PTS	PIM	GP	G	A	PTS	PIM
2003-04	Ottawa	OHL	7	0	0	0	4	-	-	-	-	-
2004-05	Ottawa	OHL	68	6	24	30	44	21	0	3	3	24
2005-06	Ottawa	OHL	68	11	37	48	40	6	1	5	6	10
	Cleveland	AHL	2	0	0	0	0	-	-	-	-	-
2006-07	Ottawa	OHL	68	11	38	49	66	5	1	4	5	4
	Worcester	AHL	3	0	0	0	0	4	0	0	0	2
2007-08	Worcester	AHL	80	10	24	34	44	-	-	-	-	-

Selected by San Jose in the 2005 NHL Entry Draft (5th round, 149th overall).



LUKAS KASPAR (LOO-kas KASH-par) Left Wing

Shoots: Left 6-foot-2, 225 pounds

Born: 9/23/85 in Most, Czech. Republic

Hometown: Most, Czech. Republic

Selected by San Jose in the 2004 NHL Entry Draft (1st round, 22nd overall).

2007-08: Fourth of the team in points and goals, both career highs...Tied for team lead with two shorthanded goals...Made NHL debut with San Jose on Oct. 29 at Dallas...**Career 2006-07:** Recorded career highs in games played, assists and points...**2005-06:** Made his professional debut on Oct. 8 vs. Rochester...**2004-05:** Seventh in team scoring...Scored a hat trick Sept. 26 against Sault Ste. Marie...Fifth among OHL rookies in points...**Playoffs:** Had six points (two goals and four assists) in seven games to begin playoffs...Helped team reach finals against London...Ended postseason T-3rd in scoring and second in assists...**2003-04:** Split the season between Litvinov Sr. and Jr. teams...Added three points in six games with Team Czech Republic at World Jr. Tournament...**2002-03:** Appeared in nine games with Litvinov Extraleague, posting two points.

CAREER STATISTICS

Season	Club	League	GP	G	A	PTS	PIM	GP	G	A	PTS	PIM
2002-03	Litvinov	Czech	9	1	1	2	2	-	-	-	-	-
2003-04	Litvinov	Czech	37	4	2	6	10	-	-	-	-	-
	Litvinov Jr.	Czech	24	21	14	35	56	-	-	-	-	-
	Czech Rep.	World Jr.	6	0	3	3	2	-	-	-	-	-
2004-05	Ottawa	OHL	59	21	30	51	45	21	6	14	20	8
	Czech Rep.	World Jr.	7	1	1	2	16	-	-	-	-	-
2005-06	Cleveland	AHL	76	14	22	36	88	-	-	-	-	-
2006-07	Worcester	AHL	78	12	28	40	64	6	0	2	2	6
2007-08	Worcester	AHL	73	17	24	41	44	-	-	-	-	-
	San Jose	NHL	3	0	0	0	0	-	-	-	-	-
	Sharks/NHL Totals		3	0	0	0	0	-	-	-	-	-

Selected by San Jose in the 2004 NHL Entry Draft (1st round, 22nd overall).



MATT KINCH Defense

Shoots: Left 5-foot-11, 185 pounds

Born: 2/17/80 in Red Deer, Alberta

Hometown: Red Deer, Alberta

Signed by San Jose as a free agent on July 17, 2008.

2007-08: Returned to North America and finished tied for second among team defensemen in points...**Career 2006-07:** Finished fifth in team scoring...**2005-06:**

Played for Ingolstadt and Langnau...**2004-05:** Fourth among team defensemen

in points...**2003-04:** Fourth among team defensemen in points...**2002-03:** Led team defensemen in points...**2001-02:** Played for Hartford (AHL) and Charlotte (ECHL)...**Playoffs:** Played for Charlotte.

CAREER STATISTICS

PLAYOFFS

Season	Club	League	GP	G	A	PTS	PIM	GP	G	A	PTS	PIM
1995-96	Calgary	WHL	1	0	1	1	2	-	-	-	-	-
1996-97	Calgary	WHL	64	10	22	32	31	-	-	-	-	-
1997-98	Calgary	WHL	55	7	24	31	13	18	3	2	5	4
1998-99	Calgary	WHL	68	14	69	83	16	21	7	23	30	8
1999-00	Calgary	WHL	62	14	61	75	24	13	2	12	14	8
2000-01	Calgary	WHL	70	18	66	84	52	12	3	6	9	6
2001-02	Charlotte	ECHL	26	3	12	15	13	5	3	2	5	0
	Hartford	AHL	40	1	7	8	4	-	-	-	-	-
2002-03	Hartford	AHL	66	7	22	29	28	2	0	0	0	0
2003-04	Hartford	AHL	67	1	19	20	38	1	0	0	0	0
2004-05	Salzburg EC	Aust	37	1	12	13	18	-	-	-	-	-
2005-06	Langnau	Swiss	25	1	4	5	14	-	-	-	-	-
	Ingolstadt ERC	DEL	16	1	2	3	16	7	0	0	0	4
2006-07	Straubing	DEL	51	4	20	24	36	-	-	-	-	-
2007-08	Binghamton	AHL	73	9	16	25	73	-	-	-	-	-

Selected by Buffalo in the fifth round (146th overall) of the 1999 NHL Entry Draft. Signed by the New York Rangers as a free agent on June 12, 2001. Signed by Ottawa as a free agent on July 17, 2007. **Signed by San Jose as a free agent on July 17, 2008.**



CORY LAROSE Center

Shoots: Left 5-foot-11, 190 pounds

Born: 5/14/1975 in Campbellton, New Brunswick

Hometown: Campbellton, New Brunswick

Signed by San Jose as a free agent on July 15, 2008.

2007-08: Fifth on the team in points...**Career 2006-07:** Fourth in the AHL in assists and fifth in points...Named CCM Vector/AHL Player of the Week for the period ending Dec.

17...**2005-06:** Led the Swiss National League in goals...**2004-05:** Second on Chicago (AHL)

in points...**Playoffs:** Tied for first on the squad in points...**2003-04:** Made NHL debut with the Rangers...**2002-03:** Played for Houston and Hartford (AHL)...**2001-02:** AHL All-Rookie Team...**1999-00:** Hockey East First All-Star Team and the NCAA East Second All-American Team...**1998-99:** Won the 1999 NCAA Championship.

CAREER STATISTICS

PLAYOFFS

Season	Club	League	GP	G	A	PTS	PIM	GP	G	A	PTS	PIM
1996-97	U. Maine	H-East	35	10	27	37	32	-	-	-	-	-
1997-98	U. Maine	H-East	34	15	25	40	22	-	-	-	-	-
1998-99	U. Maine	H-East	38	21	31	52	34	-	-	-	-	-
1999-00	U. Maine	H-East	39	15	36	51	45	-	-	-	-	-
2000-01	Jackson	ECHL	63	21	32	53	73	5	2	2	4	12
	Cleveland	IHL	4	1	1	2	6	-	-	-	-	-
2001-02	Houston	AHL	78	32	32	64	73	14	6	8	14	15
2002-03	Houston	AHL	58	18	38	56	57	-	-	-	-	-
	Hartford	AHL	24	9	10	19	20	2	0	1	1	0
2003-04	NY Rangers	NHL	7	0	1	1	4	-	-	-	-	-
	Hartford	AHL	69	13	36	49	66	14	4	6	10	24
2004-05	Chicago	AHL	80	26	37	63	44	18	6	6	12	29
2005-06	Langnau	Swiss	42	17	14	31	79	-	-	-	-	-
2006-07	Chicago	AHL	63	22	61	83	75	15	3	4	7	21
2007-08	Lulea HF	Swiss	47	10	18	28	83	-	-	-	-	-
NHL TOTALS			7	0	1	1	4	-	-	-	-	-

Signed by Minnesota as a free agent on May 10, 2000. Acquired by the New York Rangers in exchange for Jay Henderson on Feb. 20, 2003. Signed by Atlanta as a free agent on June 21, 2006. **Signed by San Jose as a free agent on July 15, 2008.**



JAMIE MCGINN

Left Wing

Shoots: Left

6-foot, 200 pounds

Born: 8/5/88 in Fergus, Ontario

Hometown: Fergus, Ontario

Selected by San Jose in the 2006 NHL Entry Draft (2nd round, 36th overall).

2007-08: Assigned to Worcester (AHL) on March 28 after serving as team captain for Ottawa (OHL)...Tied for Ottawa lead in points...First on team in plus/minus rating (plus-10), goals and power play goals (11)...Scored a natural hat trick on Dec. 16 at Mississauga...**Playoffs:** Led 67s in scoring and tied for team lead in goals...**Career 2006-07:** Seventh in the OHL and led team in goals...T-17 in OHL and led 67s in points...Tied for eighth in the OHL in power play goals (21)...Second on the team in assists...Named to the Third Team OHL All-Star Team...Posted two points (a goal and an assist) and was a plus-3 in the 2006-07 All-Star Classic...Named OHL Player of the Week for the week ending Dec. 17...Joined Worcester following the OHL season...**Playoffs:** Led Ottawa in goals and finished second on the team in points...Appeared in all of Worcester's six Calder Cup Playoff games...**2005-06:** Fourth on the team in points and goals, fifth in assists and third in penalty minutes...Won the Fastest Skater in the Prospects Skills Competition...Represented Canada at the World U-18 Hockey Championships...**2004-05:** Fourth among team rookies in points and assists...Third among team rookies in goals and power play goals (three)...Played for Team Ontario at Under-17 Tournament.

CAREER STATISTICS

PLAYOFFS

Season	Club	League	GP	G	A	PTS	PIM	GP	G	A	PTS	PIM
2004-05	Ottawa	OHL	59	10	12	22	35	18	4	7	11	0
	Team Ontario	World U-17	6	1	3	4	0	-	-	-	-	-
2005-06	Ottawa	OHL	65	26	31	57	113	6	2	2	4	4
	Canada	World U-18	7	2	1	3	10	-	-	-	-	-
2006-07	Ottawa	OHL	68	46	43	89	49	5	5	1	6	2
	Worcester	AHL	4	1	1	2	4	6	0	0	0	8
2007-08	Ottawa	OHL	51	29	29	58	54	4	2	2	4	4
	Worcester	AHL	8	0	2	2	0	-	-	-	-	-

Selected by San Jose in the 2006 NHL Entry Draft (2nd round, 36th overall).



FRAZER MCLAREN

Left Wing

Shoots: Left

6-foot-5, 235 pounds

Born: 10/29/87 in Winnipeg, Manitoba

Selected by San Jose in the 2007 NHL Entry Draft (7th round, 203rd overall).

2007-08: 12th in WHL with 164 PIM with Portland and Moose Jaw...Tied career high in goals and set career highs in points and assists...Began the season as Portland's captain and was acquired by Moose Jaw in November...Recorded first professional point (assist) on April 11 at Portland...Made professional debut on April 2 at Springfield...**Career 2006-07:** Second on the team in goals and fourth in points...Led team and finished seventh in the WHL in penalty minutes...Second on the team in power play goals (12)...Tied for team lead in shorthanded goals (two)...**2005-06:** Finished season with 21 fighting majors and finished eighth in the WHL in PIM...Seventh on the team in goals...**2004-05:** Sixth on the team in PIM...Posted two power play goals...**2003-04:** Selected to play for Team Western, a combined team of the best 16-year-olds from Manitoba and Saskatchewan, in the 2003-04 World "Under 17" Hockey Challenge in St. John's, Newfoundland...Posted four fighting majors with Portland.

CAREER STATISTICS

PLAYOFFS

Season	Club	League	GP	G	A	PTS	PIM	GP	G	A	PTS	PIM
2003-04	Portland	WHL	50	0	3	3	44	1	0	0	0	0
	West	World/17	5	0	1	1	12	-	-	-	-	-
2004-05	Portland	WHL	71	6	5	11	124	7	0	0	0	10
2005-06	Portland	WHL	70	12	6	18	194	12	0	2	2	27
2006-07	Portland	WHL	61	19	12	31	186	-	-	-	-	-
2007-08	Portland	WHL	18	4	3	7	45	-	-	-	-	-
	Moose Jaw	WHL	48	15	18	33	119	6	1	1	2	8
	Worcester	AHL	4	0	1	1	17	-	-	-	-	-

Selected by San Jose in the 2007 NHL Entry Draft (7th round, 203rd overall).



MIKE MOORE Defense

Shoots: Right 6-foot-1, 195 pounds

Born: 12/12/84 in Calgary, Alberta

Hometown: Calgary, Alberta

Signed by San Jose as a free agent on April 8, 2008.

2007-08: Made his professional debut on April 11 at Portland, picking up 11 penalty minutes...Signed by San Jose on April 8...The team captain of Princeton's first ECAC Championship team in 10 years...Helped lead team to the Ivy League Championship...Named the 2008 ECAC Hockey Defensive Defenseman of the Year and led Princeton defensemen in goals, assists and points...**Career 2006-07:** Led team defensemen in scoring...An honorable mention All-Ivy selection...Led Princeton with a plus-9 plus/minus...One of 13 Tigers named to the ECAC All-Academic Team...**2005-06:** Named to the ECACHL All-Academic team...**2004-05:** Led team freshmen in scoring...Received Hobey Baker Trophy as the team's top freshman...Majoring in mechanical and aerospace engineering.

CAREER STATISTICS

Season	Club	League	GP	G	A	PTS	PIM	GP	G	A	PTS	PIM
2003-04	South Surrey	BCHL	52	6	21	27	148	10	0	2	2	6
2004-05	Princeton University	NCAA	25	3	7	10	22	-	-	-	-	-
2005-06	Princeton University	NCAA	30	0	4	4	42	-	-	-	-	-
2006-07	Princeton University	NCAA	32	4	10	14	50	-	-	-	-	-
2007-08	Princeton University	NCAA	34	7	17	24	40	-	-	-	-	-
	Worcester	AHL	3	0	0	0	16	-	-	-	-	-

Signed by San Jose as a free agent on April 8, 2008.

PLAYOFFS



MIKE MORRIS Right Wing

Shoots: Right 6-foot-1, 185 pounds

Born: 7/14/83 in Dorchester, Massachusetts

Hometown: Dorchester, Massachusetts

Selected by San Jose in the 2002 NHL Entry Draft (1st round, 27th overall).

2007-08: Tallied first professional goal on Dec. 18 at Lowell...Recorded first career point with an assist on Dec. 7 vs. Manchester...Missed first 19 games of the season and final 51 games of the season due to injuries...**Career 2006-07:** Despite missing the second half of season due to injury, team captain finished third on team in points and assists...Finalist for the 2007 Frozen Four "Skills Challenge" for the Men's East Squad, as well as a finalist for the Walter Brown Award (top Division 1 college hockey player in New England)...**2005-06:** Missed entire season due to injury...**2004-05:** All-Hockey East Second Team...Led Northeastern in goals (college career high), power play goals (nine), game-winning goals (four), shooting percentage and shots...Among Hockey East leaders: seventh in scoring, among top-15 in assists and power play points and T-1st in goals, game-winning and power play goals...**2003-04:** T-20th in Hockey East in scoring as a sophomore, 19th among HE forwards and T-8th in GW goals (three)...Named to 53rd Annual Rensselaer/HSBC Holiday All Tournament Team...**2002-03:** Named to Hockey East's All-Rookie Team...Third on team in scoring and led Northeastern freshmen in all three categories (goals, assists and points)...Scored goal in first college game Oct. 5 at Vermont...**2001-02:** Led team in scoring and ranked fourth overall in league during senior season...Served as team captain and led club to Independent School League's Keller Division title...Named ISI's Most Valuable Player...Selected as U.S. Hockey Report Prep Player of the Year...**2000-01:** Played for Team Massachusetts at the 2000 Hockey Select-17 Festival...Participated in the 2000 Hockey Night in Boston Tournament with the South Shore select team...**1999-00:** Played for Team Massachusetts at the 1999 USA Hockey Select-16 festival, capturing the silver medal.

CAREER STATISTICS

Season	Club	League	GP	G	A	PTS	PIM	GP	G	A	PTS	PIM
2000-01	St. Sebastian's	USHSE	28	20	28	48	18	-	-	-	-	-
2001-02	St. Sebastian's	USHSE	31	29	29	58	26	-	-	-	-	-
2002-03	Northeastern	HE	26	9	12	21	16	-	-	-	-	-
2003-04	Northeastern	HE	34	10	20	30	14	-	-	-	-	-
2004-05	Northeastern	HE	34	19	20	39	9	-	-	-	-	-
2005-06	Northeastern	HE	Missed Season Due To Injury						-	-	-	-
2006-07	Northeastern	HE	20	7	11	18	22	-	-	-	-	-
2007-08	Worcester	AHL	9	1	1	2	2	-	-	-	-	-

Selected by San Jose in the 2002 NHL Entry Draft (1st round, 27th overall).



TIMO PIELMEIER (TEE-mo PLEA-myer) Goaltender

Catches: Left 6-foot, 175 pounds

Born: 7/7/89 in Deggendorf, Germany

Selected by San Jose in the 2007 NHL Entry Draft (3rd round, 83rd overall).^o

2007-08: Led the QMJHL in save percentage (.911) and posted one shutout...

Named Rookie of the Month for December...Named Defensive Player of the Week

from Oct. 22-28...Represented Germany at the 2008 U-20 World Jr. Division

1-A tournament and was named "Best Goaltender" posting a 4-0 record, a 1.31

goals-against average and a .915 save percentage...At conclusion of the QMJHL

season, rights were obtained by Shawinigan...**Career 2006-07:** Represented Germany at the World Junior Championships...Second youngest goaltender to play in the DEL...**2005-06:** Played for Germany at the World U-18 Championships...Teammate at Koln (DEL) was fellow Sharks prospect Thomas Greiss.

CAREER STATISTICS

PLAYOFFS

Season	Club	League	GP	W	L	T	MINS	GA	SO	GAA	GP	W	L	MINS	GA	SO	AVG
2005-06	Koln	DEL	8	-	-	-	-	-	-	-	-	-	-	-	-	-	-
	Koln Jr.	DEL-Jr.	20	-	-	-	-	-	-	5	-	-	-	-	-	-	-
	Germany	World/18	6	-	-	-	-	-	-	4.42	-	-	-	-	-	-	-
2006-07	Koln	DEL	18	-	-	-	-	-	-	-	-	-	-	-	-	-	-
	Koln Jr.	DEL-Jr.	35	-	-	-	-	-	-	6	-	-	-	-	-	-	-
	Germany	WJC	1	-	-	-	-	-	-	3.00	-	-	-	-	-	-	-
2007-08	St. John's	QMJHL	63	23	26	-	2719	133	1	2.94	5	0	3	231	22	0	5.71

Selected by San Jose in the 2007 NHL Entry Draft (3rd round, 83rd overall).



ASHTON ROME Right Wing

Shoots: Right 6-foot-1, 205 pounds

Born: 12/31/85 in Nesbitt, Manitoba

Hometown: Nesbitt, Manitoba

Selected by San Jose in the 2006 NHL Entry Draft (5th round, 143rd overall).

2007-08: Posted career high in assists....Had a three-game point streak from

Nov. 23-30...Five shots in four different games...**Career 2006-07:** Scored first

pro goal on Oct. 15 at Lowell...Made his professional debut on Oct. 7 at

Manchester...Youngest member of Worcester (20)...**Playoffs:** Scored game-winning goal with first

professional playoff goal on April 27 at Manchester...**2005-06:** Split season between Red Deer and

Kamloops (WHL)...Finished 18th in the WHL in points, T-16th in goals, T-18th in power play goals

(11) and T-11th in shorthanded goals (three)...**2004-05:** Split the season with Moose Jaw and Red Deer

(WHL)...**2003-04:** Played with brother Aaron and finished eighth on the team in points, fourth in PIM

and T-7th in power play goals (five)...**2002-03:** Sixth on the team in PIM.

CAREER STATISTICS

PLAYOFFS

Season	Club	League	GP	G	A	PTS	PIM	GP	G	A	PTS	PIM
2002-03	Moose Jaw	WHL	61	5	10	15	103	13	1	1	2	6
2003-04	Moose Jaw	WHL	72	15	22	37	139	10	6	2	8	18
2004-05	Moose Jaw	WHL	41	10	17	27	84	-	-	-	-	-
	Red Deer	WHL	31	9	10	19	39	7	3	1	4	14
2005-06	Red Deer	WHL	14	11	6	17	27	-	-	-	-	-
	Kamloops	WHL	51	19	28	47	103	-	-	-	-	-
2006-07	Worcester	AHL	65	8	3	11	63	6	1	0	1	2
2007-08	Worcester	AHL	60	7	8	15	49	-	-	-	-	-

Selected by Boston in the 2004 NHL Entry Draft (4th round, 108th overall). **Selected by San Jose as a re-entry player in the 2006 NHL Entry Draft (5th round, 143rd overall).**



TYSON SEXSMITH Goaltender

Catches: Left 5-foot-11, 210 pounds

Born: 3/19/89 in Priddis, Alberta

Selected by San Jose in the 2007 NHL Entry Draft (3rd round, 91st overall).

2007-08: Attended Team Canada's National Junior Championship Development Camp...Led WHL in goals-against average, minutes played and shutouts...Second in WHL in wins...**Playoffs:** Finished third in the WHL in GAA...**Career**

2006-07: Led WHL in GAA, second in shutouts, fifth in wins and sixth in save percentage (.915)...Took part in Hockey Canada's Program of Excellence Camp...Played in CHL Top Prospects Game...Twice earned ADT CHL Goaltender of the Week...**Playoffs:** Led all WHL netminders in GAA and shutouts...At the Memorial Cup, he allowed only seven goals against in five games and posted a save percentage of .936...**2005-06:** Served as backup as team won WHL Championship and reached Memorial Cup...A member of Team Pacific at the 2006 World Under-17 Challenge...**2004-05:** Made WHL debut with three games (two with Vancouver).

CAREER STATISTICS

PLAYOFFS

Season	Club	League	GP	W	L	T	MINS	GA	SO	GAA	GP	W	L	MINS	GA	SO	AVG
2004-05	Vancouver	WHL	2	1	0	0	80	4	0	3.00	-	-	-	-	-	-	-
	Medicine Hat	WHL	1	0	0	0	5	0	0	0.00	-	-	-	-	-	-	-
2005-06	Vancouver	WHL	11	6	3	1	547	21	1	2.30	-	-	-	-	-	-	-
	Pacific	World/17	3	2	1	0	160	9	0	3.38	-	-	-	-	-	-	-
2006-07	Vancouver	WHL	51	31	12	8	3047	91	10	1.79	22	14	7	1339	40	4	1.79
2007-08	Vancouver	WHL	62	43	11	8	3678	116	9	1.89	10	6	4	658	20	0	1.82

Selected by San Jose in the 2007 NHL Entry Draft (3rd round, 91st overall).



BRAD STAUBITZ Right Wing

Shoots: Right 6-foot-1, 210 pounds

Born: 7/28/84 in Edmonton, Alberta

Hometown: Edmonton, Alberta

Signed by San Jose as a free agent on Sept. 19, 2005.

2007-08: Second on the team in PIM and led with 19 fighting majors...Split time between forward and defense...Scored a power play goal on April 13 vs. Springfield...Had a "Gordie Howe Hat Trick" with a goal, two assists and a fight

on March 14 at Lowell...**Career 2006-07:** Second on Worcester (AHL) in PIM and first in PIM per game (2.69)...Scored his first professional goal on Jan. 24 vs. Houston playing as a forward...Playoffs: Third on team in PIM...**2005-06:** Led Cleveland (AHL) and was fourth among league rookies in PIM...Registered his first professional point with an assist on Nov. 13 vs. Rochester...Made his professional debut on Oct. 8 vs. Rochester...Assigned to Cleveland from San Jose on Sept. 21...**2004-05:** Split the season between Sault-Ste. Marie and Ottawa (OHL), combining for career highs in points (26 — T-28th amongst all OHL defensemen), goals, assists, PIM (181 — T-9th in OHL) and games...**Playoffs:** Led all defensemen in points, assists and PIM...Overall, was T-3rd in assists, T-2nd in power play assists (nine) and T-10th in points...**2003-04:** Among team leaders: T-6th in assists, eighth in points, second in PIM and fourth in plus/minus (plus-5)...**2002-03:** Fourth on the team in PIM...His even plus/minus rating was T-4th on the team...**2001-02:** Completed rookie season with three assists and 46 PIM in 45 games.

CAREER STATISTICS

PLAYOFFS

Season	Club	League	GP	G	A	PTS	PIM	GP	G	A	PTS	PIM
2001-02	Sault-Ste. Marie	OHL	45	0	3	3	46	3	0	0	0	2
2002-03	Sault-Ste. Marie	OHL	55	2	6	8	116	4	0	0	0	7
2003-04	Sault-Ste. Marie	OHL	66	6	18	24	140	-	-	-	-	-
2004-05	Sault-Ste. Marie	OHL	40	2	11	13	101	-	-	-	-	-
	Ottawa	OHL	30	5	8	13	80	21	4	16	20	70
2005-06	Cleveland	AHL	71	0	6	6	245	-	-	-	-	-
2006-07	Worcester	AHL	51	1	4	5	137	5	0	0	0	13
2007-08	Worcester	AHL	73	6	14	20	195	-	-	-	-	-

Signed by San Jose as a free agent on Sept. 19, 2005.



PATRICK TRAVERSE Defense

Shoots: Right 6-foot-4, 205 pounds

Born: 3/14/74 in Montreal, Quebec

Hometown: Grafton, Massachusetts

Signed by San Jose as a free agent on July 10, 2006.

2007-08: Fourth among team defensemen in points...Was out with an injury from March 5-28 ...Tied a season-high in assists in two consecutive games — had two assists at Hershey on Feb. 10 and at Lowell on Feb. 6...Scored goals in consecutive games on Jan. 25 at Hartford and Jan. 26 at Springfield...**Career 2006-07:** All five goals scored with Sharks were game-winning goals (T-2nd among AHL defensemen in GWG)...Acquired by San Jose from Montreal in exchange for Mathieu Biron on Dec. 14...Claimed on waivers by Montreal on Oct. 3 and assigned to Hamilton (AHL)...**Playoffs:** Appeared in all six games...**2005-06:** Split season with Dallas and Iowa (AHL)...Third among Iowa defensemen in points and assists...Eighth among Iowa players in plus/minus (plus-6)...Two of his three goals with Iowa were on the power play...**2004-05:** Played in 72 games with Houston (AHL)...**2003-04:** Appeared in all 80 games with Hamilton (AHL)...**Playoffs:** Had two assists in 10 games...**2002-03:** Played in 53 consecutive games from Nov. 1-Feb. 18 with Montreal...**2001-02:** Missed 12 games, Nov. 6-Dec. 1, with a knee injury and 10 games from Jan. 12-30, due to a concussion...**2000-01:** Played with three teams (Anaheim, Boston and Montreal)...**1999-00:** Set career highs in goals, assists and points with Ottawa...**1998-99:** Posted a plus-12 rating in his first full NHL season...His first two NHL points came on Oct. 31 vs. Montreal (both assists)...**1997-98:** Played the entire season with Hershey (AHL)...**1996-97:** Missed most of the season with a knee injury...**1995-96:** Made his NHL debut, appearing in five games with Ottawa...**1994-95:** Appeared in 70 games with P.E.I. during his first full professional season.

CAREER STATISTICS

PLAYOFFS

Season	Club	League	GP	G	A	PTS	PIM	GP	G	A	PTS	PIM
1991-92	Shawinigan	QMJHL	59	3	11	14	12	-	-	-	-	-
1992-93	Shawinigan	QMJHL	53	5	24	29	24	-	-	-	-	-
	St. Jean	QMJHL	15	1	6	7	0	-	-	-	-	-
	New Haven	AHL	2	0	0	0	2	-	-	-	-	-
1993-94	St. Jean	QMJHL	66	15	37	52	30	-	-	-	-	-
	PEI	AHL	3	0	1	1	2	-	-	-	-	-
1994-95	PEI	AHL	70	5	13	18	19	7	0	2	2	0
1995-96	PEI	AHL	55	4	21	25	32	5	1	2	3	2
	Ottawa	NHL	5	0	0	0	2	-	-	-	-	-
1996-97	Grand-Rapids	IHL	10	2	1	3	10	2	0	1	1	2
	Worcester	AHL	24	0	4	4	23	-	-	-	-	-
1997-98	Hershey	AHL	71	14	15	29	67	7	1	3	4	4
1998-99	Ottawa	NHL	46	1	9	10	22	-	-	-	-	-
1999-00	Ottawa	NHL	66	6	17	23	21	6	0	0	0	2
2000-01	Anaheim	NHL	15	1	0	1	6	-	-	-	-	-
	Boston	NHL	37	2	6	8	14	-	-	-	-	-
	Montreal	NHL	19	2	3	5	10	-	-	-	-	-
2001-02	Quebec	AHL	4	0	2	2	4	-	-	-	-	-
	Montreal	NHL	25	2	3	5	14	-	-	-	-	-
2002-03	Montreal	NHL	65	0	13	13	24	-	-	-	-	-
2003-04	Hamilton	AHL	80	5	21	26	31	10	1	2	3	0
2004-05	Houston	AHL	72	6	9	15	28	5	0	0	0	2
2005-06	Iowa	AHL	40	3	21	24	16	7	1	2	3	2
	Dallas	NHL	1	0	0	0	0	-	-	-	-	-
2006-07	Worcester	AHL	54	5	17	22	14	6	0	2	2	2
	Hamilton	AHL	26	1	4	5	10	-	-	-	-	-
2007-08	Worcester	AHL	65	6	19	25	52	-	-	-	-	-
	NHL Totals		279	14	51	65	113	6	0	0	0	2

Selected by Ottawa in the 1992 NHL Entry Draft (3rd round, 50th overall). Acquired by Anaheim from Ottawa in exchange for Joel Kwiatkowski on June 12, 2000. Acquired by Boston from Anaheim with Andrei Nazarov in exchange for Samuel Pahlsson on Nov. 18, 2000. Acquired by Montreal from Boston in exchange for Eric Weinrich on Feb. 21, 2001. Signed by Dallas as a free agent on Sept. 9, 2004. **Signed by San Jose as a free agent on July 10, 2006.** Claimed on waivers by Montreal on Oct. 3, 2006. **Acquired by San Jose from Montreal in exchange for Mathieu Biron on Dec. 14, 2006.**



RYAN VESCE

Right Wing

Shoots: Right 5-foot-8, 175 pounds

Born: 4/7/82 in Lloyd Harbor, New York

Signed by San Jose as a free agent on Aug. 12, 2008

2007-08: Led Helsinki in points and goals (T-5th in league)...Teammates with former Sharks forward Steve Guolla...**Career 2006-07:** Fourth on the team in points and second in assists...Scored eight power play goals and two shorthanded...**2005-06:** Led team in points and power play goals...Finished 14th in the AHL and led team in assists...**2004-05:** Amongst league leaders, was T-4th in points, T-6th in assists and T-10th in goals...**2003-04:** Second on Cornell in points...**2002-03:** Finished 25th in the nation in points per game (1.25)...Named to the ECAC Second Team All-Conference...T-8th in the nation in game-winning goals (five)...Teammates with current Sharks defenseman Douglas Murray...**2001-02:** Fourth on team in points and assists...**2000-01:** T-5th amongst ECAC freshmen in points.

CAREER STATISTICS

Season	Club	League	GP	G	A	PTS	PIM	GP	G	A	PTS	PIM
2000-01	Cornell	ECAC	33	7	20	27	10	-	-	-	-	-
2001-02	Cornell	ECAC	35	10	20	30	10	-	-	-	-	-
2002-03	Cornell	ECAC	36	19	26	45	16	-	-	-	-	-
2003-04	Cornell	ECAC	27	10	16	26	14	-	-	-	-	-
2004-05	Rogle BK	SWE	43	20	25	45	51	-	-	-	-	-
2005-06	Springfield	AHL	80	18	49	67	50	-	-	-	-	-
2006-07	Binghamton	AHL	80	16	35	51	51	-	-	-	-	-
2007-08	Helsinki	FNL	56	26	18	44	42	-	-	-	-	-

Signed by Springfield (AHL) as a free agent on Sept. 7, 2005. Signed by Ottawa (NHL) as a free agent on July 17, 2006. Signed by Helsinki (FNL) as a free agent on July 17, 2007. **Signed by San Jose as a free agent on Aug. 12, 2008.**

PLAYOFFS



BRETT WESTGARTH

Defense

Shoots: Right 6-foot-2, 230 pounds

Born: 2/4/82 in Amherstburg, Ontario

Hometown: Amherstburg, Ontario

Signed by San Jose as a free agent on July 17, 2008.

2007-08: Split season between Flint (IHL) and Iowa (AHL)...Signed to a PTO by Iowa on Jan. 4, then signed an AHL contract on Feb. 27...Scored first AHL goal on Feb. 17 at Houston and added an assist for his first AHL multi-point game...

Eclipsing the 10 PIM mark in three games...**Career 2006-07:** Third among Princeton defensemen in points and tied for first in assists...Tied for sixth on the team in penalty minutes...Signed to an amateur tryout with Syracuse on April 3...Made professional debut on April 4 vs. Grand Rapids...Registered first professional assist/point on April 14 vs. Richmond...**2005-06:** Named to the ECACHL All-Academic team...**2004-05:** Took the year off from school...**2003-04:** Lone assist came at Colgate...**2002-03:** Tallied his first career goal and point in the final game of the regular season.

CAREER STATISTICS

Season	Club	League	GP	G	A	PTS	PIM	GP	G	A	PTS	PIM
2002-03	Princeton University	NCAA	27	1	0	1	30	-	-	-	-	-
2003-04	Princeton University	NCAA	23	0	1	1	18	-	-	-	-	-
2005-06	Princeton University	NCAA	31	3	8	11	30	-	-	-	-	-
2006-07	Princeton University	NCAA	33	0	11	11	32	-	-	-	-	-
	Syracuse	AHL	5	0	1	1	6	-	-	-	-	-
2007-08	Flint	IHL	27	2	10	12	39	-	-	-	-	-
	Iowa	AHL	37	2	3	5	89	-	-	-	-	-

Signed by San Jose as a free agent on July 17, 2008.

PLAYOFFS



STEVEN ZALEWSKI Center

Shoots: Left 6-foot, 195 pounds

Born: 8/20/86 in Utica, New York

Selected by San Jose in the 2004 NHL Entry Draft (5th round, 153rd overall).

2007-08: Scored his first professional goal on April 11 at Portland and won the game in overtime with his second goal...Recorded first professional point on April 5 at Manchester...Made his professional debut on April 4 vs. Portland...Clarkson's alternate captain was first team All-ECAC...Led the ECAC in goals, including a league-high 16 in conference play...Finished second on the team in points and penalty minutes...Had 11 points (6-5=11) over the last nine games...Was named ECAC Player of the Week on Nov. 12...Led team to second round of the NCAA Tournament...**Career 2006-07:** Scored the game-winner over Dartmouth in ECAC semifinals on March 16 with just 41 seconds left...Led team in game-winning goals (four — T-3rd in ECAC), T-3rd in goals and power play goals (six) and fourth in points...Recorded nine multiple-point games, including three, two-goal efforts...**2005-06:** Tied for eighth on the team in scoring...Ranked fourth in the conference in power play goals (eight)...One of nine players drafted off the Golden Knights roster...**2004-05:** Finished season as team's leading freshman scorer and tied for third on team in points and power play goals, second in goals and fourth in PIM...11th in ECAC in scoring among rookies and second in goals...Scored first collegiate goal Oct. 9 vs. UMass...Named to ECAC Weekly Honor Roll on Nov. 29...**2003-04:** Played for Northwood Prep.

CAREER STATISTICS

Season	Club	League	GP	G	A	PTS	PIM	GP	G	A	PTS	PIM
2003-04	Northwood	USHSE	40	32	34	66	22	-	-	-	-	-
2004-05	Clarkson	ECAC	39	12	7	19	60	-	-	-	-	-
2005-06	Clarkson	ECAC	35	9	13	22	50	-	-	-	-	-
2006-07	Clarkson	ECAC	39	16	18	34	44	-	-	-	-	-
2007-08	Clarkson	ECAC	38	21	12	33	34	-	-	-	-	-
	Worcester	AHL	7	2	4	6	0	-	-	-	-	-

Selected by San Jose in the 2004 NHL Entry Draft (5th round, 153rd overall).

PLAYOFFS



Thomas Griess

FUTURE SHARKS

NICK BONINO Center

Shoots: Left **6-foot-1, 190 pounds**

Born: 4/20/88 in Hartford, Connecticut

Selected by San Jose in the 2007 NHL Entry Draft (6th round, 173rd overall).

2007-08: T-21st in the nation among freshmen in points per game (.74)...Fifth on team in points and third in goals...Tied for third on the team in power play goals (five)...**Career 2006-07:** Captained Avon Old Farms to the 2007 New England Division I prep championship, finishing third among all New England preps in scoring...Named United States Hockey Report Prep Forward of the Year...**2005-06:** Led his team in goals, assists and points...Tied for fourth among all Division I Northeast Prep skaters in points and tied for 12th in assists..

CAREER STATISTICS

PLAYOFFS

Season	Club	League	GP	G	A	PTS	PIM	GP	G	A	PTS	PIM
2005-06	Avon Old Farms	HS	25	26	30	56	-	-	-	-	-	-
2006-07	Avon Old Farms	HS	26	23	43	66	14	-	-	-	-	-
2007-08	Boston U.	HE	39	16	13	29	10	-	-	-	-	-

Selected by San Jose in the 2007 NHL Entry Draft (6th round, 173rd overall).

JUSTIN BRAUN Defense

Shoots: Right **6-foot-1, 180 pounds**

Born: 2/10/87 in St. Paul, Minnesota

Selected by San Jose in the 2007 NHL Entry Draft (7th round, 201st overall).

2007-08: T-8th among Hockey East defensemen and second amongst team defensemen in points...Fifth on team in assists and second among team defensemen in goals...**Career 2006-07:** Tied for second among all Hockey East freshmen defensemen in points...T-15th among all HE defensemen and tied for 11th among all HE freshmen in points...Named to the Hockey East All-Rookie Team...**2005-06:** Third among team defensemen in points...T-4th on team in penalty minutes...**2004-05:** Posted 10 shots in 10 games.

CAREER STATISTICS

PLAYOFFS

Season	Club	League	GP	G	A	PTS	PIM	GP	G	A	PTS	PIM
2004-05	Green Bay	USHL	10	0	0	0	2	-	-	-	-	-
2005-06	Green Bay	USHL	59	2	11	13	69	3	0	0	0	2
2006-07	U-Mass Amherst	HE	39	4	10	14	20	-	-	-	-	-
2008-08	U-Mass Amherst	HE	36	4	16	20	20	-	-	-	-	-

Selected by San Jose in the 2007 NHL Entry Draft (7th round, 201st overall).

WILLIAM COLBERT Defense

Shoots: Left **6-foot-2, 205 pounds**

Born: 2/6/85 in Arnprior, Ontario

Selected by San Jose in the 2005 NHL Entry Draft (6th round, 183rd overall).

2007-08: Second on team in assists and T-4th in points...**Career 2006-07:** Third among team defensemen in points and assists...Both of his goals were scored on the power play...**2005-06:** Tied for second in scoring among defensemen and tied for 12th among league blueliners...CIS Men's Hockey All-Canadians All-Rookie Team pick...**2004-05:** Led all Ottawa defensemen in scoring...Teammate of 2005 San Jose draft selection Derek Joslin...**Playoffs:** Had 11 points in 21 games...**2003-04:** Selected by Ottawa in the 2003 NHL Entry Draft (7th round, 228th overall)...Youngest player in the Senators 2003 Rookie Camp...Named Ottawa's "Scholastic Player of the Year" and the team's nominee for the Bobby Smith Award, presented to the OHL's "Scholastic Player of the Year"...Named to the OHL All-Star Team...Ranked as the OHL Eastern Conference's third-best defensive defenseman in 2003-04 Coach's Poll...**2002-03:** Picked up seven points (a goal and six assists) in first season with Ottawa.

CAREER STATISTICS

PLAYOFFS

Season	Club	League	GP	G	A	PTS	PIM	GP	G	A	PTS	PIM
2002-03	Ottawa	OHL	56	1	6	7	23	23	1	5	6	7
2003-04	Ottawa	OHL	55	3	19	22	28	7	0	4	4	0
2004-05	Ottawa	OHL	68	6	26	32	65	21	3	8	11	8
2005-06	St. Francis Xavier	CIS	28	3	8	11	10	-	-	-	-	-
2006-07	St. Francis Xavier	CIS	27	2	9	11	28	-	-	-	-	-
2007-08	St. Francis Xavier	CIS	28	2	13	15	22	-	-	-	-	-

Selected by San Jose in the 2005 NHL Entry Draft (6th round, 183rd overall).

DREW DANIELS Right Wing

Shoots: Right 6-foot-1, 170 pounds

Born: 6/7/89 in Queens, New York

Selected by San Jose in the 2008 NHL Entry Draft (7th round, 194th overall).

2007-08: Teammates with brother Justin at the Kent School...Will play for Sioux City (USHL) in 2008-09 with Justin...Earned a scholarship to Northeastern, along with brother, and is likely to attend in 2009-10.

CAREER STATISTICS

Season	Club	League	GP	G	A	PTS	PIM	GP	G	A	PTS	PIM
2007-08	Kent School	High-CT	25	12	35	47	14	-	-	-	-	-

Selected by San Jose in the 2008 NHL Entry Draft (7th round, 194th overall).

PLAYOFFS

JUSTIN DANIELS Center

Shoots: Right 6-foot-1, 170 pounds

Born: 6/7/89 in Queens, New York

Selected by San Jose in the 2008 NHL Entry Draft (3rd round, 62nd overall).

2007-08: Teammates with brother Drew at the Kent School...Will play for Sioux City (USHL) in 2008-09 with Drew...Earned a scholarship to Northeastern, along with brother, and is likely to attend in 2009-10.

CAREER STATISTICS

Season	Club	League	GP	G	A	PTS	PIM	GP	G	A	PTS	PIM
2007-08	Kent School	High-CT	25	17	37	54	10	-	-	-	-	-

Selected by San Jose in the 2008 NHL Entry Draft (3rd round, 62nd overall).

PLAYOFFS

JASON DEMERS Defense

Shoots: Right 6-foot-1, 195 pounds

Born: 4/30/85 in Dorval, Quebec

Selected by San Jose in the 2008 NHL Entry Draft (7th round, 186th overall).

2007-08: Led league defensemen in points (second on team) and assists (led team)...Fourth on team in penalty minutes...Had a 12-game assist streak (0-17=17) from Nov. 16-Dec. 12...Participated in San Jose's development camp as a tryout before the season...**Career 2006-07:** Second among defensemen on Victoriaville (QMJHL) in points...Recorded five goals and 19 assists in 69 games...**2005-06:** Began the season with Moncton before getting traded to Victoriaville...Posted a total of 19 points (3-16=19) in 54 games between the two teams...**2004-05:** Made QMJHL debut with Moncton.

CAREER STATISTICS

Season	Club	League	GP	G	A	PTS	PIM	GP	G	A	PTS	PIM
2004-05	Moncton	QMJHL	25	0	1	1	10	-	-	-	-	-
2005-06	Victoriaville	QMJHL	33	2	13	15	58	5	0	2	2	10
	Moncton	QMJHL	21	1	3	4	15	-	-	-	-	-
2006-07	Victoriaville	QMJHL	69	5	19	24	98	6	0	0	0	2
2007-08	Victoriaville	QMJHL	67	9	55	64	91	6	1	5	6	6

Selected by San Jose in the 2008 NHL Entry Draft (7th round, 186th overall).

PLAYOFFS

JULIEN DEMERS Defense

Shoots: Left 6-foot, 220 pounds

Born: 9/25/89 in Ottawa, Ontario

Selected by San Jose in the 2008 NHL Entry Draft (5th round, 146th overall).

2007-08: Led team defensemen, fifth overall on team, in points...Led team in penalty minutes...Member of the Eastern Conference All-Star Team...Posted two three-assist games...**Career 2006-07:** Second amongst team rookie defensemen in points...Registered two points (1-1=2) in his OHL debut on Jan. 5 against Peterborough.

CAREER STATISTICS

Season	Club	League	GP	G	A	PTS	PIM	GP	G	A	PTS	PIM
2006-07	Ottawa	OHL	31	2	4	6	29	5	0	0	0	6
2007-08	Ottawa	OHL	65	5	28	33	94	4	0	2	2	0

Selected by San Jose in the 2008 NHL Entry Draft (5th round, 146th overall).

PLAYOFFS

SAMUEL GROULX Defense

Shoots: Left 6-foot-2, 175 pounds

Born: 6/28/90 in Gatineau, Quebec

Selected by San Jose in the 2008 NHL Entry Draft (4th round, 92nd overall).

2007-08: Named to the QMJHL All-Rookie Team...Finished second among QMJHL rookie defensemen, T-15th amongst all rookies, in points...Fourth amongst all rookies in penalty minutes...Third amongst rookie defensemen in power play goals (2)...**Career 2006-07:** Appeared in nine games.

CAREER STATISTICS

Season	Club	League	GP	G	A	PTS	PIM	GP	G	A	PTS	PIM
2006-07	Quebec	QMJHL	9	1	1	2	2	1	0	0	0	0
2007-08	Quebec	QMJHL	70	5	20	25	100	11	0	3	3	14

Selected by San Jose in the 2008 NHL Entry Draft (4th round, 92nd overall).

PLAYOFFS

CHRISTIAN JENSEN Defense

Shoots: Right 6-foot-3, 190 pounds

Born: 1/6/86 in Brooklyn, New York

Selected by San Jose in the 2004 NHL Entry Draft (9th round, 289th overall).

2007-08: Third among team defensemen in points...Fifth on team in penalty minutes...**Career 2006-07:** Fourth among team freshmen in points...Posted three points in 13 ECAC games...**2005-06:** Finished sixth on the team in scoring among defensemen...**2004-05:** Tied for fourth among team defensemen in points...His seven assists were tied for 10th overall on New Jersey and tied for third among team defensemen...**2003-04:** Named EJHL's Rookie of the Year.

CAREER STATISTICS

Season	Club	League	GP	G	A	PTS	PIM	GP	G	A	PTS	PIM
2003-04	New Jersey	EJHL	48	6	23	29	62	-	-	-	-	-
2004-05	New Jersey	EJHL	49	1	7	8	14	-	-	-	-	-
2005-06	Chicago	USHL	24	0	4	4	8	-	-	-	-	-
	Waterloo	USHL	18	1	4	5	14	-	-	-	-	-
2006-07	RPI	ECAC	24	1	3	4	28	-	-	-	-	-
2007-08	RPI	ECAC	31	2	5	7	41	-	-	-	-	-

Selected by San Jose in the 2004 NHL Entry Draft (9th round, 289th overall).

CARTER LEE Right Wing

Shoots: Right 6-foot-1, 190 pounds

Born: 7/2/84 in Toms River, New Jersey

Selected by San Jose in the 2003 NHL Entry Draft (9th round, 276th overall).

2007-08: Appeared in 17 games...**Career 2006-07:** Did not play due to transfer to Lake Superior State...**2005-06:** 10th on the team in penalty minutes...**2004-05:** Made collegiate debut on Oct. 9 vs. Miami (Ohio)...Picked up first collegiate point on an assist vs. Merrimack on Nov. 23...Scored first two goals of collegiate career on Jan. 15 vs. Providence...**2003-04:** Played for Canterbury School (Conn.)...**2002-03:** Scored 59 points (38 goals and 21 assists) in 31 games during first year at Canterbury.

CAREER STATISTICS

Season	Club	League	GP	G	A	PTS	PIM	GP	G	A	PTS	PIM
2002-03	Canterbury	USHSE	31	38	21	59	26	-	-	-	-	-
2003-04	Canterbury	USHSE	30	19	26	45	40	-	-	-	-	-
2004-05	Northeastern	HE	11	2	1	3	4	-	-	-	-	-
2005-06	Northeastern	HE	9	0	1	1	21	-	-	-	-	-
2006-07	Lake Superior St.	CCHA										
2007-08	Lake Superior St.	CCHA	17	1	1	2	8	-	-	-	-	-

Selected by San Jose in the 2003 NHL Entry Draft (9th round, 276th overall).

PLAYOFFS

TONY LUCIA Left Wing

Shoots: Left 6-foot, 175 pounds

Born: 8/23/87 in Wayzata, Minnesota

Selected by San Jose in the 2005 NHL Entry Draft (6th round, 193rd overall).

2007-08: Eighth on the team in points and T-5th in goals...Tied for second on team in game-winning goals (two) and fifth in penalty minutes...**Career 2006-07:** T-14th among all WCHA freshmen in points...Posted two game-winning goals...Tied for second on the team in shorthanded points (two, a goal and an assist)...Posted a plus-7 plus/minus rating...**2005-06:** Fifth on Omaha (USHL) in goals, third in assists and fourth in points...Represented Team USA in the Viking Cup...**Playoffs:** Posted a plus-2 rating...**2004-05:** Made the jump to juniors after posting 63 points (27 goals, 36 assists) in just 24 games at the high school level...Joined Omaha late in the season.

CAREER STATISTICS

Season	Club	League	GP	G	A	PTS	PIM	GP	G	A	PTS	PIM
2004-05	Omaha	USHL	11	1	0	1	0	-	-	-	-	-
	Wayzata	USHS	24	27	36	63	N/A	-	-	-	-	-
2005-06	Omaha	USHL	56	12	23	35	25	5	0	0	0	2
	United States	Viking Cup	6	1	3	4	6	-	-	-	-	-
2006-07	U. of Minnesota	WCHA	43	7	12	19	28	-	-	-	-	-
2007-08	U. of Minnesota	WCHA	44	7	11	18	41	-	-	-	-	-

Selected by San Jose in the 2005 NHL Entry Draft (6th round, 193rd overall).

JOHN MCCARTHY Left Wing

Shoots: Left 6-foot-1, 200 pounds

Born: 8/9/86 in Boston, Massachusetts

Selected by San Jose in the 2006 NHL Entry Draft (7th round, 202nd overall).

2007-08: Five of his seven points were within the conference...Teammates with fellow Sharks prospect Nick Bonino...**Career 2006-07:** Appeared in all 39 games...Scored one power play goal, the first of his collegiate career...**2005-06:** Scored four points (two goals, two assists) in his freshman year at Boston University...**2004-05:** Tied for team lead in games played.

CAREER STATISTICS

Season	Club	League	GP	G	A	PTS	PIM	GP	G	A	PTS	PIM
2004-05	Des Moines	USHL	60	8	10	18	32	-	-	-	-	-
2005-06	Boston University	HE	32	2	2	4	12	-	-	-	-	-
2006-07	Boston University	HE	39	2	3	5	18	-	-	-	-	-
2007-08	Boston University	HE	38	4	3	7	24	-	-	-	-	-

Selected by San Jose in the 2006 NHL Entry Draft (7th round, 202nd overall).

NICK PETRECKI Defense

Shoots: Left 6-foot-3, 215 pounds

Born: 7/11/89 in Schenectady, New York

Selected by San Jose in the 2007 NHL Entry Draft (1st round, 28th overall).

2007-08: Won the National Championship with Boston College and met President George W. Bush at the White House...Invited to the 2008 USA Hockey National Junior Championship Development Camp...Scored two goals, including the game-winner, against Harvard in the Beanpot Tournament...Led team in penalty minutes...**Career 2006-07:** Led team defensemen in points...T-4th among USHL defensemen and led team defensemen in goals...Led team, fourth in the league and second among league defensemen in penalty minutes...One of only eight defensemen in the league to score a shorthanded goal (one — T-2nd among D-men)...Tied for third among league defense in game-winning goals (two)...Named USHL Player of the Week twice during the season: Jan. 2 and March 19...Named Second Team All-USHL...Represented West Division at the USHL All-Star Game...**2005-06:** Despite playing in just 53 games, finished second on the team in penalty minutes...Father, Mark, was a winger at Division III Babson College.

CAREER STATISTICS

Season	Club	League	GP	G	A	PTS	PIM	GP	G	A	PTS	PIM
2005-06	Omaha	USHL	53	0	3	3	110	5	0	0	0	0
2006-07	Omaha	USHL	54	11	14	25	177	5	0	0	0	10
2007-08	Boston College	HE	42	5	7	12	102	-	-	-	-	-

Selected by San Jose in the 2007 NHL Entry Draft (1st round, 28th overall).

HARRI SATERI

Goaltender

Catches: Left 6-foot-1, 190 pounds

Born: 12/29/89 in Toijala, Finland

Selected by San Jose in the 2008 NHL Entry Draft (4th round, 106th overall).

2007-08: Represented Finland at the Under-20 World Junior Championships...Attended Finland's 2008 National Junior Championship Development Camp...**Career 2006-07:** Played as a 16-year-old.

CAREER STATISTICS

PLAYOFFS

Season	Club	League	GP	W	L	T	MINS	GA	SO	GAA	GP	W	L	MINS	GA	SO	AVG
2006-07	Tampere	FNL	23	-	-	-	1346	-	2	2.63	-	-	-	-	-	-	-
2007-08	Tampere	FNL	34	-	-	-	2048	-	1	2.99	-	-	-	-	-	-	-
	Finland	World U-20	3	0	3	0	151	10	0	3.98	-	-	-	-	-	-	-

Selected by San Jose in the 2008 NHL Entry Draft (4th round, 106th overall).

ALEX STALOCK

Goaltender

Catches: Left 5-foot-11, 170 pounds

Born: 7/28/87 in St. Paul, Minnesota

Selected by San Jose in the 2005 NHL Entry Draft (4th round, 112th overall).

2007-08: Appeared in 36 of team's 39 games...Finished 23rd in the nation in goals-against average and ninth in minutes played...**Career 2006-07:** Led team in games played...Led all WCHA freshmen goaltenders in all major categories...Named to the WCHA All-Rookie Team...Led NCAA goaltenders with four assists...**2005-06:** Named the USHL's Player of the Week on Sept. 27...Finished the regular season leading the USHL in wins and save percentage (.931)...T-3rd in shutouts and sixth in GAA...Attended development camp for the U.S. World Jr. Team...Selected as one of the goaltenders to represent the U.S. in the Viking Cup...Earned an assist, leading Team USA to a third place finish...Named Goaltender of the Month by the USHL for his performance in November...Named Top Goaltender of the Year in the USHL and to the Rbk All-USHL First Team...**Playoffs:** Led all goaltenders in shots faced (281), fourth in save percentage (.918) and seventh in GAA...**2004-05:** Made USHL debut with Cedar Rapids...**Playoffs:** Named USHL's Clark Cup Playoffs Most Valuable Player...**Other:** Acquired from Sioux Falls in July 2004 in exchange for a second round pick in the 2005 USHL Draft...Originally selected by Sioux Falls in the second round of the May 2004 USHL Draft with the 13th overall choice...Backstopped South St. Paul High to semifinal of 2004 Minnesota Class A State Tournament and was named to All-Tournament Team for his efforts...Posted 2.00 GAA and .920 save percentage in six games at USA Hockey Select 17 Festival in July 2004.

CAREER STATISTICS

PLAYOFFS

Season	Club	League	GP	W	L	T	MINS	GA	SO	GAA	GP	W	L	MINS	GA	SO	AVG
2004-05	Cedar Rapids	USHL	32	19	9	3	1801	82	1	2.73	9	7	2	582	14	1	1.44
2005-06	Cedar Rapids	USHL	44	28	13	3	2641	112	4	2.54	8	3	5	472	25	0	3.18
	USA	Viking Cup	3	2	1	0	-	-	-	-	-	-	-	-	-	-	-
2006-07	Minn.-Duluth	WCHA	23	5	14	3	1364	76	1	3.34	-	-	-	-	-	-	-
2007-08	Minn.-Duluth	WCHA	36	13	17	6	2170	85	3	2.35	-	-	-	-	-	-	-

Selected by San Jose in the 2005 NHL Entry Draft (4th round, 112th overall).

TOMMY WINGELS

Center

Shoots: Left 6-foot, 195 pounds

Born: 4/12/88 in Evanston, Illinois

Selected by San Jose in the 2008 NHL Entry Draft (6th round, 177th overall).

2007-08: Finished third amongst team freshmen in points...Tied for third on team in goals...T-30th among freshman in the nation in points per game (.69)...Scored 12 even strength goals...**Career 2006-07:** Named most valuable player of the East Division team at the 2007 USHL Prospects/All-Star Game...USHL Offensive Player of the Week (Oct. 31).

CAREER STATISTICS

PLAYOFFS

Season	Club	League	GP	G	A	PTS	PIM	GP	G	A	PTS	PIM
2006-07	Cedar Rapids	USHL	47	10	18	28	52	6	3	0	3	6
2007-08	Miami	CCHA	42	15	14	29	22	-	-	-	-	-

Selected by San Jose in the 2008 NHL Entry Draft (6th round, 177th overall).

PATRIK ZACKRISSON Left Wing

Shoots: Left 5-foot-11, 190 pounds

Born: 3/27/87 in Ekerö, Sweden

Selected by San Jose in the 2007 NHL Entry Draft (6th round, 165th overall).

2007-08: 11th on team in points...T-7th on the team in playoff goals (three)...**Career 2006-07:** Second youngest player on Rogle BK...Among team leaders: third in assists and fourth in points and goals...

World Jr.: Appeared in seven games for Sweden and was T-4th on the team in penalty minutes...**2005-06:** Posted one assist in 10 games...**World Jr.:** Appeared in two games and posted one goal.

CAREER STATISTICS							PLAYOFFS					
Season	Club	League	GP	G	A	PTS	PIM	GP	G	A	PTS	PIM
2005-06	Vastra Frolunda	SEL	10	0	1	10	-	-	-	-	-	-
	Sweden	World Jr.	2	1	0	14	-	-	-	-	-	-
2006-07	Rogle BK	SWE-1	29	16	18	34	28	-	-	-	-	-
	Sweden	World Jr.	7	1	1	2	12	-	-	-	-	-
2007-08	Linköping	SEL	55	4	9	13	35	16	3	1	4	12
Selected by San Jose in the 2007 NHL Entry Draft (6th round, 165th overall).												

Selected by San Jose in the 2007 NHL Entry Draft (6th round, 165th overall).



Logan Couture was San Jose's No. 1 selection (ninth overall) in the 2007 NHL Entry Draft.



SHARKS 2008-09 RESERVE LIST

LEFT WING	HT	WT	S	BORN	BIRTHPLACE	2007-08 TEAM	LGE	GP	G	A	PTS	PIM	ACQ
Ryane Clowe	6-2	225	L	9/30/82	Mount Pearl, Newfoundland	San Jose	NHL	15	3	5	8	22	ED/01
Lukas Kaspar	6-2	225	L	9/23/85	Most, Czech Republic	San Jose	NHL	3	0	0	0	0	ED/04
						Worcester	AHL	73	17	24	41	44	
Tony Lucia	6-0	175	L	8/23/87	Wayzata, Minnesota	U. of Minnesota	WCHA	44	7	11	18	41	ED/05
Jamie McGinn	6-0	200	L	8/5/88	Fergus, Ontario	Worcester	AHL	8	0	2	2	0	ED/06
						Ottawa	OHL	51	29	29	58	54	
Frazer McLaren	6-5	235	L	10/29/87	Winnipeg, Manitoba	Worcester	AHL	4	0	1	1	17	ED/07
						Moose Jaw	WHL	48	15	18	33	119	
						Portland	WHL	18	4	3	7	45	
Milan Michalek	6-2	225	L	12/7/84	Jidrichuv Hradec, Czech Rep.	San Jose	NHL	79	24	31	55	47	ED/03
Tomas Plihal	6-1	210	L	3/28/83	Frydlant, Czech Republic	San Jose	NHL	22	2	1	3	4	ED/01
						Worcester	AHL	22	5	7	12	12	
Jody Shelley	6-3	225	L	2/7/76	Thompson, Manitoba	San Jose	NHL	31	1	6	7	91	TR/08
						Columbus	NHL	31	0	0	0	44	
Patrik Zackrisson	5-11	190	L	3/27/87	Ekerö, Sweden	Linköping	SEL	55	4	9	13	35	ED/07
CENTER	HT	WT	S	BORN	BIRTHPLACE	2007-08 TEAM	LGE	GP	G	A	PTS	PIM	ACQ
Nick Bonino	6-1	190	L	4/20/88	Hartford, Connecticut	Boston U.	HE	39	16	13	29	10	ED/07
Tom Cavanagh	6-0	200	L	3/24/82	Warwick, Rhode Island	San Jose	NHL	1	0	1	1	0	ED/01
						Worcester	AHL	77	19	36	55	55	
Logan Couture	6-1	195	L	3/28/89	Guelph, Ontario	Ottawa	OHL	51	21	37	58	37	ED/07
Justin Daniels	6-1	170	R	6/7/89	Suffern, New York	Kent School	HS-CT	25	17	37	54	10	ED/08
T.J. Fox	6-1	200	L	6/11/84	Oswego, New York	Worcester	AHL	71	12	12	24	33	FA/07
Marcel Goc	6-1	200	L	8/24/83	Calw, Germany	San Jose	NHL	51	5	3	8	12	ED/01
Cory Larose	5-11	190	L	5/14/75	Campbellton, New Brunswick	Lulea HF	SEL	47	10	18	28	83	FA/08
Patrick Marleau	6-2	220	L	9/15/79	Aneroid, Saskatchewan	San Jose	NHL	78	19	29	48	33	ED/97
John McCarthy	6-1	200	L	8/9/86	Boston, Massachusetts	Boston U.	HE	38	4	3	7	24	ED/06
Torrey Mitchell	5-11	190	R	1/30/85	Montreal, Quebec	San Jose	NHL	82	10	10	20	50	ED/04
Joe Pavelski	5-11	195	R	7/11/84	Plover, Wisconsin	San Jose	NHL	82	19	21	40	28	ED/03
Jeremy Roenick	6-1	205	R	1/17/70	Boston, MA	Phoenix	NHL	69	14	19	33	26	FA/07
Joe Thornton	6-4	235	L	7/2/79	London, Ontario	San Jose	NHL	82	29	67	96	59	TR/05
Tommy Wingels	6-0	195	R	4/12/88	Wilmette, IL	Miami (OH)	CCHA	42	15	14	29	22	ED/08
Steven Zalewski	6-0	195	L	8/20/86	Utica, New York	Worcester	AHL	7	2	4	6	0	ED/04
						Clarkson	ECAC	38	21	12	33	34	
RIGHT WING	HT	WT	S	BORN	BIRTHPLACE	2007-08 TEAM	LGE	GP	G	A	PTS	PIM	ACQ
Riley Armstrong	5-11	190	R	11/8/84	Saskatoon, Sask.	Worcester	AHL	64	15	19	34	91	FA/04
Jonathan Cheechoo	6-1	200	R	7/15/80	Moose Factory, Ontario	San Jose	NHL	69	23	14	37	46	ED/98
Drew Daniels	6-1	170	R	6/7/89	Suffern, New York	Kent School	HS-CT	25	12	35	47	14	ED/08
Mike Grier	6-1	225	R	1/5/75	Detroit, Michigan	San Jose	NHL	78	9	13	22	24	FA/08
Carter Lee	6-1	190	R	7/2/84	Toms River, New Jersey	Lake Superior St.	CCHA	17	1	2	8	0	ED/03
Matt Jones	6-4	210	L	1/13/86	Kentwood, Michigan	Worcester	AHL	7	2	1	3	8	FA/08
						Merrimack	HE	34	15	7	22	60	
Mike Morris	6-1	185	R	7/14/83	Dorchester, Massachusetts	Worcester	AHL	9	1	1	2	2	ED/02
Ashton Rome	6-1	205	R	12/31/85	Nesbitt, Manitoba	Worcester	AHL	60	7	8	15	49	ED/06
Devin Setoguchi	6-0	200	R	1/1/87	Taber, Alberta	San Jose	NHL	44	11	6	17	8	ED/05
						Worcester	AHL	23	8	11	19	25	
Brad Staubitz	6-1	210	R	7/28/84	Bright's Grove, Ontario	Worcester	AHL	73	6	14	20	195	FA/05
Ryan Vesce	5-8	175	R	4/7/82	Lloyd Harbor, New York	HIFK Helsinki	FEL	56	26	18	44	42	FA/08
DEFENSE	HT	WT	S	BORN	BIRTHPLACE	2007-08 TEAM	LGE	GP	G	A	P	PIM	ACQ
Rob Blake	6-4	225	R	10/10/69	Simcoe, Ontario	Los Angeles	NHL	71	9	22	31	98	FA/08
Dan Boyle	5-11	190	R	7/12/76	Ottawa, Ontario	Tampa Bay	NHL	37	4	21	25	57	TR/08
Justin Braun	6-1	180	R	2/10/87	St. Paul, Minnesota	UMass-Amherst	HE	36	4	16	20	20	ED/07
Brendan Buckley	6-2	205	R	2/26/77	Needham, Massachusetts	Iserlohn	DEL	43	0	4	4	119	FA/08
William Colbert	6-2	205	L	2/6/85	Amnriop, Ontario	St. Francis Xavier	CAN	28	2	13	15	22	ED/05
Jason Demers	6-1	195	R	6/9/88	Dorval, Montreal	Victoriaville	QMJHL	67	9	55	64	91	ED/08
Julien Dens	6-0	220	L	9/25/89	Ottawa, Ontario	Ottawa	OHL	65	5	28	33	94	ED/08
Christian Ehrhoff	6-2	205	L	7/6/82	Moers, Germany	San Jose	NHL	77	1	21	22	72	ED/01
Samuel Groulx	6-2	175	L	6/28/90	Gatineau, Quebec	Quebec	QMJHL	70	5	20	25	100	ED/08
Christian Jensen	6-3	190	R	1/6/86	Brooklyn, New York	RPI	ECAC	31	2	5	7	41	ED/04
Derek Joslin	6-1	210	L	3/17/87	Richmond Hill, Ontario	Worcester	AHL	80	10	24	34	44	ED/05
Matt Kinch	5-11	185	L	2/17/80	Red Deer, Alberta	Binghamton	AHL	73	9	16	25	73	FA/08
Brad Lukowich	6-1	200	L	8/12/76	Cranbrook, British Columbia	Tampa Bay	NHL	59	1	6	7	20	TR/08
Kyle McLaren	6-4	235	L	6/18/77	Humboldt, Saskatchewan	San Jose	NHL	61	3	8	11	84	TR/03
Mike Moore	6-1	195	L	12/12/84	Calgary, Alberta	Worcester	AHL	3	0	0	0	0	FA/08
						Princeton	ECAC	34	7	17	24	40	
Douglas Murray	6-3	240	L	3/12/80	Bromma, Sweden	San Jose	NHL	66	1	9	10	98	ED/99
Nicholas Petrecki	6-3	215	L	7/11/89	Schenectady, New York	Boston College	HE	42	5	7	12	102	ED/07

Alexei Semenov	6-6	245	L	4/10/81	Murmansk, Russia	San Jose	NHL	22	1	3	4	36	FA/07
Brett Westgarth	6-2	230	R	2/4/82	Amherstburg, Ontario	Iowa	AHL	37	2	3	5	89	TO/08
						Flint	IHL	27	2	10	12	39	
Marc-Edouard Vlasic	6-1	200	L	3/30/87	Montreal, Quebec	San Jose	NHL	82	2	12	14	24	ED/05
						Worcester	AHL	1	0	2	2		0

GOALTENDER	HT	WT	C	BORN	BIRTHPLACE	2007-08 TEAM	LGE	GP	MIN	GAA	W-L-T	SO	GA	ACQ
Brian Boucher	6-2	200	L	1/2/77	Woonsocket, Rhode Island	San Jose	NHL	5	238	1.76	3-1-1	1	7	FA/08
						Philadelphia	AHL	42	2288	2.47	23-16-1	4	94	
Taylor Dakers	6-1	175	L	9/14/86	Richmond, British Columbia	Worcester	AHL	22	1226	3.13	7-11-1	0	64	ED/05
						Phoenix	ECHL	15	899	2.34	6-7-2	0	35	
Thomas Greiss	6-1	210	L	1/29/86	Koln, Germany	San Jose	NHL	3	129	3.26	0-1-1	0	7	ED/04
						Worcester	AHL	41	2424	3.09	18-21-2	0	125	
Evgeni Nabokov	6-0	205	L	7/25/75	Kamenogorsk, Kazakhstan	San Jose	NHL	77	4561	2.14	46-21-8	6	163	ED/94
Timo Pielmeier	6-0	175	L	7/7/89	Deggendorf, Germany	St. John's	QMJHL	63	2719	3.00	23-22-4	1	136	ED/07
Harri Sateri	6-1	190	L	12/29/89	Toijala, Finland	Tampere	FNL	34	2048	-	---	1	-	ED/08
Tyson Sexsmith	5-11	210	L	3/19/89	Calgary, Alberta	Vancouver	WHL	56	3678	1.89	43-11-8	9	116	ED/07
Alex Stalock	5-11	170	L	7/28/87	St. Paul, Minnesota	Minnesota-Duluth	WCHA	36	2170	2.35	13-17-6	3	85	ED/05

Acquired:

ED/YR= Entry Draft/Year Drafted FA/YR= Free Agent/Year Signed SD/YR= Supplemental Draft/Year Drafted
 TR/YR= Through Trade/Year Acquired WA/YR=Via Waivers/Year Acquired WD/Year=Waiver Draft/Year Acquired



DRAFT HISTORY

ENTRY DRAFTS

JUNE 20-21, 2008		OTTAWA, ONTARIO — SCOTIABANK PLACE			
ROUND	OVERALL	NAME	POSITION	2007-08 CLUB (LEAGUE)	COUNTRY OF BIRTH
3 (from TBL)	62	Justin Daniels	Center	Kent School (HS)	United States
4 (from TBL)	92	Samuel Groulx	Defense	Montreal (QMJHL)	Canada
4 (from NSH)	106	Harri Sateri	Goaltender	Tampere (FNL)	Finland
5 (from MTL)	146	Julien Demers	Defense	Ottawa (OHL)	Canada
6	177	Tommy Wingsels	Center	Miami U. (CCHA)	United States
7 (from NYI)	186	Jason Demers	Defense	Victoriaville (QMJHL)	Canada
7 (from BUF)	194	Drew Daniels	Right Wing	Kent School (HS)	United States

JUNE 22-23 2007		COLUMBUS, OHIO — NATIONWIDE ARENA			
ROUND	OVERALL	NAME	POSITION	2006-07 CLUB (LEAGUE)	COUNTRY OF BIRTH
1 (from STL)	9	Logan Couture	Center	Ottawa (OHL)	Canada
1 (from NSH)	28	Nick Petrecki	Defense	Omaha (USHL)	United States
3	83	Timo Pielmeier	Goaltender	Koln-Jr. (DEL Jr.)	Germany
3 (from COL)	91	Tyson Sexsmith	Goaltender	Vancouver (WHL)	Canada
6 (from COL)	165	Patrik Zackrisson	Left Wing	Rogle (SWE-1)	Sweden
6	173	Nick Bonino	Center	Avon Old Farms (HS)	United States
7 (from PIT)	201	Justin Braun	Defense	U-Mass Amherst (HE)	United States
7	203	Frazer McLaren	Left Wing	Portland (WHL)	Canada

JUNE 24, 2006		VANCOUVER, BRITISH COLUMBIA — GENERAL MOTORS PLACE			
ROUND	OVERALL	NAME	POSITION	2005-06 CLUB (LEAGUE)	COUNTRY OF BIRTH
1 (from MTL)	16	Ty Wishart	Defense	Prince George (WHL)	Canada
2 (from CBJ)	36	Jamie McGinn	Left Wing	Ottawa (OHL)	Canada
4 (from NYI)	98	James DeLory	Defense	Oshawa (OHL)	Canada
5	143	Ashton Rome	Right Wing	Kamloops/Red Deer (WHL)	Canada
7	202	John McCarthy	Left Wing	Boston University	United States
7 (from TB)	203	Jay Barriball	Left Wing	Sioux Falls (USHL)	United States

JUNE 30, 2005		OTTAWA, ONTARIO — SHERATON HOTEL AND TOWERS			
ROUND	OVERALL	NAME	POSITION	2004-05 CLUB (LEAGUE)	COUNTRY OF BIRTH
1 (from ATL)	8	Devin Setoguchi	Right Wing	Saskatoon (WHL)	Canada
2 (from CGY)	35	Marc-Edouard Vlasic	Defense	Quebec (QMJHL)	Canada
4	112	Alex Stalock	Goaltender	Cedar Rapids (USHL)	United States
5	140	Taylor Dakers	Goaltender	Kootenay (WHL)	Canada
5	149	Derek Joslin	Defense	Ottawa (OHL)	Canada
5 (from TB)	162	Paul (P.J.) Fenton	Forward	U-Mass Amherst (HE)	United States
6	183	William Colbert	Defense	Ottawa (OHL)	Canada
6 (from ANA)	193	Tony Lucia	Left Wing	Wayzata (USHSW)	United States

JUNE 26-27, 2004		RALEIGH, N.C. — RBC CENTER			
ROUND	OVERALL	NAME	POSITION	2003-04 CLUB (LEAGUE)	COUNTRY OF BIRTH
1 (from DAL)	22	Lukas Kaspar	Right Wing	Litvinov (Czech)	Czech Republic
3 (from BOS)	94	Thomas Greiss	Goaltender	Kolner Haie (Germany)	Germany
4 (from BOS)	126	Torrey Mitchell	Center	Hotchkiss Prep. (USHSE)	United States
4 (from BOS)	129	Jason Churchill	Goaltender	Halifax (QMJHL)	Canada
5 (from DAL)	153	Steven Zalewski	Center	Northwood Prep (USHSE)	United States
7 (from FLA)	201	Michael Vernace	Defenseman	Brampton (OHL)	Canada
7	225	David MacDonald	Defenseman	New England (EJHL)	United States
8 (from FLA)	234	Derek MacIntyre	Goaltender	Soo (NAHL)	United States
9 (from BOS)	288	Brian Mahoney-Wilson	Goaltender	Catholic Memorial (USHSE)	United States
9	289	Christian Jensen	Defenseman	New Jersey Jr. (Indep. Jr.)	United States

JUNE 21-22, 2003		NASHVILLE, TENN. — GAYLORD ENTERTAINMENT CENTER			
ROUND	OVERALL	NAME	POSITION	2002-03 CLUB (LEAGUE)	COUNTRY OF BIRTH
1	6	Milan Michalek	Right Wing	Budejovice (Czech)	Czech Republic
1 (from BOS)	16	Steve Bernier	Right Wing	Moncton (QMJHL)	Canada
2 (from NYR)	43	Joshua Hennessy	Center	Quebec (QMJHL)	Canada
2 (from CGY)	47	Matthew Carle	Defenseman	River City (USHL)	United States
5 (from PIT)	139	Patrick Ehelechner	Goaltender	Hannover (Germany)	Germany
7 (from FLA)	201	Jonathan Tremblay	Right Wing	Acadie-Bathurst (QMJHL)	Canada
7 (from PHI)	205	Joe Pavelski	Center	Waterloo (USHL)	United States
7	216	Kai Hospelt	Center	Kolner Haie (Germany)	German

8	236	Alexander Hult	Center	HV 71 Jonkoping (Sweden)	Sweden
9	267	Brian O'Hanley	Defenseman	BC High School (USHSE)	United States
9 (from CHI)	276	Carter Lee	Right Wing	Canterbury (USHSE)	United States

JUNE 22-23, 2002		TORONTO, ONTARIO — AIR CANADA CENTRE			
ROUND	OVERALL	NAME	POSITION	2001-02 CLUB (LEAGUE)	COUNTRY OF BIRTH
1	27	Mike Morris	Right Wing	St. Sebastian's (USHS)	United States
2 (from TB)	52	Dan Spang	Defense	Winchester (USHS)	United States
3 (from CHI)	86	Jonas Fiedler	Right Wing	Plymouth (OHL)	Czech Republic
5	139	Kris Newbury	Center	Sarnia (OHL)	Canada
5	163	Tom Walsh	Defense	Deerfield Academy (USHS)	United States
7 (from ATL)	217	Tim Conboy	Defense	Topeka (USHL)	United States
9	288	Michael Hutchins	Defense	Des Moines (USHL)	United States

JUNE 23-24, 2001		SUNRISE, FLA. — NATIONAL CAR RENTAL CENTER			
ROUND	OVERALL	NAME	POSITION	2000-01 CLUB (LEAGUE)	COUNTRY OF BIRTH
1	20	Marcel Goc	Center	Schwennigen (German)	Germany
4 (from CHI)	106	Christian Ehrhoff	Defense	Krefeld (German)	Germany
4 (from NYR)	107	Dimitri Patzold	Goaltender	Erding (German)	Kazakhstan
5 (from BUF)	140	Tomas Plihal	Center	Liberec Jr. (Czech Jr.)	Czech Republic
6 (comp. Norton)	175	Ryane Clowe	Right Wing	Rimouski (QMJHL)	Canada
6 (from VAN)	182	Tom Cavanagh	Left Wing	Phillips-Exeter HS	United States

JUNE 24-25, 2000		CALGARY, ALBERTA — THE SADDLEDOME			
ROUND	OVERALL	NAME	POSITION	1999-00 CLUB (LEAGUE)	COUNTRY OF BIRTH
2 (from CHI)	41	Tero Määttä	Defense	Jokerit Jr. (Finland)	Finland
4 (from NYR)	104	Jon DiSalvatore	Right Wing	Providence College (Hockey East)	United States
5 (from CHI)	142	Michal Pinc	Left Wing	Rouyn Noranda (QMJHL)	Czech Republic
5 (from DET)	166	Nolan Schaefer	Goaltender	Providence College (Hockey East)	Canada
6	183	Michal Macho	Center	Martin (Slovakia Jr.)	Slovakia
8	246	Chad Wiseman	Left Wing	Mississauga (OHL)	Canada
8 (from WSH)	256	Pasi Saarinen	Defense	Ilves (Finland)	Finland

JUNE 26, 1999		BOSTON, MASS. — THE FLEET CENTER			
ROUND	OVERALL	NAME	POSITION	1998-99 CLUB (LEAGUE)	COUNTRY OF BIRTH
1	14	Jeff Jillson	Defense	Univ. of Michigan (CCHA)	United States
3	82	Marc Concannon	Left Wing	Winchedon High School	United States
4	111	Willie Levesque	Right Wing	Northeastern University (HE)	United States
5 (from NJ)	155	Niko Dimitrakos	Right Wing	University of Maine (HE)	United States
8	229	Eric Betournay	Center	Acadie-Bathurst (QMJHL)	Canada
8 (from OTT)	241	Doug Murray	Defense	Applecore (EJHL)	Sweden
9	257	Hannes Hyvonen	Right Wing	Espoo (Finland)	Finland

JUNE 27, 1998		BUFFALO, N.Y. — MARINE MIDLAND ARENA			
ROUND	OVERALL	NAME	POSITION	1997-98 CLUB (LEAGUE)	COUNTRY OF BIRTH
1 (from NSH)	3	Brad Stuart	Defense	Regina (WHL)	Canada
2 (from NSH)	29	Jonathan Cheechoo	Right Wing	Belleville (OHL)	Canada
3 (comp. Belfour)	65	Eric LaPlante	Left Wing	Halifax (QMJHL)	Canada
4	98	Rob Davison	Defense	North Bay (OHL)	Canada
4 (from BUF)	104	Miroslav Zalesak	Right Wing	HC Nitra (Slovakia)	Slovakia
5	127	Brandon Coalter	Left Wing	Oshawa (OHL)	Canada
5 (from DAL)	145	Mikael Samuelsson	Right Wing	Sodertalje (Sweden)	Sweden
7	185	Robert Mulick	Defense	Sault Ste. Marie (OHL)	Canada
8	212	Jim Fahey	Defense	Catholic Memorial (USHSE)	United States

JUNE 21, 1997		PITTSBURGH, PA. — PITTSBURGH CIVIC ARENA			
ROUND	OVERALL	NAME	POSITION	1996-97 CLUB (LEAGUE)	COUNTRY OF BIRTH
1	2	Patrick Marleau	Center	Seattle (WHL)	Canada
1 (from CAR)	23	Scott Hannan	Defense	Kelowna (WHL)	Canada
4 (from SJ-NYR)	82	Adam Colagiacomo	Right Wing	London/Oshawa (OHL)	Canada
5 (from BOS)	107	Adam Nittel	Right Wing	Erie (OHL)	Canada
7	163	Joe Dusbabek	Right Wing	Notre Dame (CCHA)	United States
8	192	Cam Severson	Left Wing	Lethbridge/Prince Albert (WHL)	Canada
9	219	Mark Smith	Center	Lethbridge	Canada

JUNE 22, 1996		ST. LOUIS, MO. — KIEL CENTER			
ROUND	OVERALL	NAME	POSITION	1995-96 CLUB (LEAGUE)	COUNTRY OF BIRTH
1	2	Andrei Zyuzin	Defense	Salavat Yulayev (Russia)	Russia
1 (from CHI)	21	Marco Sturm	Center/LW	Landshut (Germany)	Germany

3	55	Terry Friesen	Goaltender	Swift Current (WHL)	Canada
4	102	Matt Bradley	Right Wing	Kingston (OHL)	Canada
6	137	Michel Larocque	Goaltender	Boston University (HE)	Canada
7	164	Jake Deadmarsh	Defense	Kamloops (WHL)	Canada
8	191	Cory Cyrenne	Center	Brandon (WHL)	Canada
9	217	David Thibault	Left Wing	Drummondville (QMJHL)	Canada

JULY 8, 1995		EDMONTON, ALBERTA — EDMONTON COLISEUM			
ROUND	OVERALL	NAME	POSITION	1994-95 CLUB (LEAGUE)	COUNTRY OF BIRTH
1	12	Teemu Riihijarvi	Right Wing	Kiekko-Espoo Jrs. (Finland)	Finland
2	38	Peter Roed	Center	White Bear Lake (HS)	United States
3	64	Marko Makinen	Right Wing	TPS Jrs. (Finland)	Finland
4	90	Vesa Toskala	Goaltender	Ilves Jrs. (Finland)	Finland
5	116	Miikka Kiprusoff	Goaltender	TPS Jrs. (Finland)	Finland
5 (from DET)	130	Michal Bros	Center	Olomouc Jrs. (Czech)	Czech Republic
6 (from FLA)	140	Timo Hakanen	Center	Assat Jrs. (Finland)	Finland
6	142	Jaroslav Kudrna	Left Wing	Penticton (BCJHL)	Czech Republic
7 (from DAL)	167	Brad Mehalko	Right Wing	Lethbridge (WHL)	Canada
7	168	Robert Jindrich	Defense	Plezn (Czech)	Czech Republic
8	194	Ryan Kraft	Center	Minnesota (WCHA)	United States
9	220	Mikko Markkanen	Right Wing	TPS Jrs. (Finland)	Finland

JUNE 28-29, 1994		HARTFORD, CONN. — HARTFORD CIVIC CENTER			
ROUND	OVERALL	NAME	POSITION	1993-94 CLUB (LEAGUE)	COUNTRY OF BIRTH
1	11	Jeff Friesen	Left Wing	Regina (WHL)	Canada
2	37	Angel Nikolov	Defense	Litvinov (Czech)	Czech Republic
3	66	Alexei Yegorov	Center	SKA St. Petersburg (CIS)	Russia
4	89	Vaclav Varada	Left Wing	Vitkovice (Czech)	Czech Republic
5	115	Brian Swanson	Center	Omaha (USHL)	United States
6	141	Alexander Korolyuk	Center	Soviet Wings (CIS)	Russia
7	167	Sergei Gorbachev	Right Wing	Dynamo Moscow (CIS)	Russia
8	193	Eric Landry	Right Wing	Guelph (OHL)	Canada
9	219	Evgeni Nabokov	Goaltender	Torpedo UST Kamenogorsk (CIS)	Kazakhstan
10	240	Tomas Pisa	Left Wing	Pardubice Jrs. (Czech)	Czech Republic
10	245	Aniket Dhadphale	Left Wing	Marquette Electricians (AAA)	United States
11	271	David Beauregard	Left Wing	St. Hyacinthe (QMJHL)	Canada

JUNE 26, 1993		QUEBEC CITY, QUEBEC — LE COLISEE			
ROUND	OVERALL	NAME	POSITION	1992-93 CLUB (LEAGUE)	COUNTRY OF BIRTH
1	6	Viktor Kozlov	Left Wing	Dynamo Moscow (CIS)	Russia
2	28	Shean Donovan	Right Wing	Ottawa (OHL)	Canada
2 (from HFD)	45	Vlastimil Kroupa	Defense	Litvinov (Czech)	Czech Republic
3	58	Ville Peltonen	Left Wing	IFK Helsinki (Finland)	Finland
4	80	Alexander Osadchy	Defense	CSKA Moscow (CIS)	Ukraine
5	106	Andrei Buschan	Defense	Sokol Kiev (CIS)	Ukraine
6	132	Petri Varis	Center	Ässät Pori (Finland)	Finland
6	154	Fredrik Oduya	Defense	Ottawa (OHL)	Sweden
7	158	Anatoli Filatov	Right Wing	Torpedo UST-Kamenogorsk (CIS)	Kazakhstan
8	184	Todd Holt	Right Wing	Swift Current (WHL)	Canada
9	210	Jonas Forsberg	Goaltender	Djurgarden Jrs. (Sweden)	Sweden
10	236	Jeff Salajko	Goaltender	Ottawa (OHL)	Canada
11	262	Jamie Matthews	Center	Sudbury (OHL)	Canada

JUNE 20, 1992		MONTREAL, QUEBEC — MONTREAL FORUM			
ROUND	OVERALL	NAME	POSITION	1991-92 CLUB (LEAGUE)	COUNTRY OF BIRTH
1	3	Mike Rathje	Defense	Medicine Hat (WHL)	Canada
1 (from MIN)	10	Andrei Nazarov	Left Wing	Dynamo Moscow (CIS)	Russia
3	51	Alexander Cherbayev	Left Wing	Khimik Voskresensk (CIS)	Russia
4	75	Jan Caloun	Right Wing	Litvinov (Czech)	Czech Republic
5	99	Marcus Ragnarsson	Defense	Djurgarden (Sweden)	Sweden
6	123	Michal Sykora	Defense	Tacoma (WHL)	Czech Republic
7	147	Eric Bellerose	Right Wing	Trois-Riviers (QMJHL)	Canada
8	171	Ryan Smith	Defense	Brandon (WHL)	Canada
9	195	Chris Burns	Goaltender	Thunder Bay (USHL)	Canada
10	219	Alexandr Kholomeyev	Left Wing	Izhoets (CIS)	Russia
11	243	Victor Ignatjev	Defense	Riga Hockey Club (CIS)	Latvia

JUNE 22, 1991 ROUND		BUFFALO, N.Y. — MEMORIAL AUDITORIUM			
	OVERALL	NAME	POSITION	1990-91 CLUB (LEAGUE)	COUNTRY OF BIRTH
1	2	Pat Falloon	Right Wing	Spokane (WHL)	Canada
2	23	Ray Whitney	Center	Spokane (WHL)	Canada
2 (from MIN)	30	Sandis Ozolinsh	Defense	Dynamo Riga (Soviet Elite)	Latvia
3	45	Dody Wood	Center	Seattle (WHL)	Canada
4	67	Kerry Toporowski	Defense	Spokane (WHL)	Canada
5	89	Dan Ryder	Goaltender	Sudbury (OHL)	Canada
6	111	Fredrick Nilsson	Center	Vasteras (Sweden)	Sweden
7	133	Jaroslav Otevel	Left Wing	Zlin (Czech)	Czech Republic
8	155	Dean Grillo	Right Wing	Warroad, Minn. (H.S.)	United States
9	177	Corwin Saurdiff	Goaltender	Waterloo (USHL)	United States
10	199	Dale Craigwell	Center	Oshawa (OHL)	Canada
11	221	Aaron Kriss	Defense	Cranbrook, Mich. (H.S.)	United States
12	243	Mikhail Kravets	Right Wing	SKA Leningrad (Soviet Elite)	Russia

SUPPLEMENTAL DRAFTS

JUNE 25, 1993 NAME		POSITION	1992-93 CLUB (LEAGUE)
Dean Sylvester		Right Wing	Kent State University (CCHA)

JUNE 19, 1992 NAME		POSITION	1991-92 CLUB (LEAGUE)
Brian Konowalchuk		Center	U. of Denver (WCHA)

JUNE 21, 1991 NAME		POSITION	1990-91 CLUB (LEAGUE)
Jeff McLean		Center	North Dakota (WCHA)
Mark Beaufait		Center	N. Michigan (WCHA)

WAIVER DRAFTS

SEPTEMBER 30, 1996 ROUND		NAME	POSITION	CLAIMED FROM
1		Rob DiMaio	Center/Right Wing	Philadelphia

OCTOBER 4, 1992 ROUND		NAME	POSITION	CLAIMED FROM
1		Yvon Corriveau	Left Wing	Hartford
2		Igor Larionov	Center	Vancouver

PLAYERS LOST IN WAIVER DRAFTS

NAME	POSITION	CLAIMED BY	DATE
Rob Gaudreau	RW	Ottawa	Jan. 18, 1995

DISPERSAL DRAFT — MAY 30, 1991

NAME	POSITION	1990-91 CLUB (LEAGUE)
Shane Churla	Right Wing	Minnesota (NHL)
Brian Hayward	Goaltender	Minnesota (NHL)
Neil Wilkinson	Defense	Minnesota (NHL)
Rob Zettler	Defense	Minnesota (NHL)
Ed Courtenay	Right Wing	Kalamazoo (IHL)
Kevin Evans	Left Wing	Kalamazoo (IHL)
Link Gaetz	Defense	Kalamazoo (IHL)
Dan Kecmer	Defense	Kalamazoo (IHL)
Dean Kolstad	Defense	Kalamazoo (IHL)
Peter Lappin	Right Wing	Kalamazoo (IHL)
Pat MacLeod	Defense	Kalamazoo (IHL)
Mike McHugh	Left Wing	Kalamazoo (IHL)
Jarmo Myllys	Goaltender	Kalamazoo (IHL)
J.F. Quintin	Left Wing	Kalamazoo (IHL)
Scott Cashman	Goaltender	Boston University (Hockey East)

Murray Garbutt	Center	Spokane (WHL)
Rob Gaudreau	Right Wing	Providence College (Hockey East)
Arturs Irbe	Goaltender	Dynamo Riga (Soviet Elite)
Shaun Kane	Defense	Providence College (Hockey East)
Larry Olimb	Center	U. of Minnesota (WCHA)
Tom Pederson	Defense	U. of Minnesota (WCHA)
Bryan Schoen	Goaltender	U. of Denver (WCHA)
John Weisbrod	Center	Harvard (ECAC)
Doug Zmolek	Defense	U. of Minnesota (WCHA)

San Jose also obtained Minnesota's second-round selection (30th overall) in 1991 Entry Draft and Minnesota's first-round selection (10th overall) in 1992 Entry Draft.

EXPANSION DRAFT — MAY 30, 1991

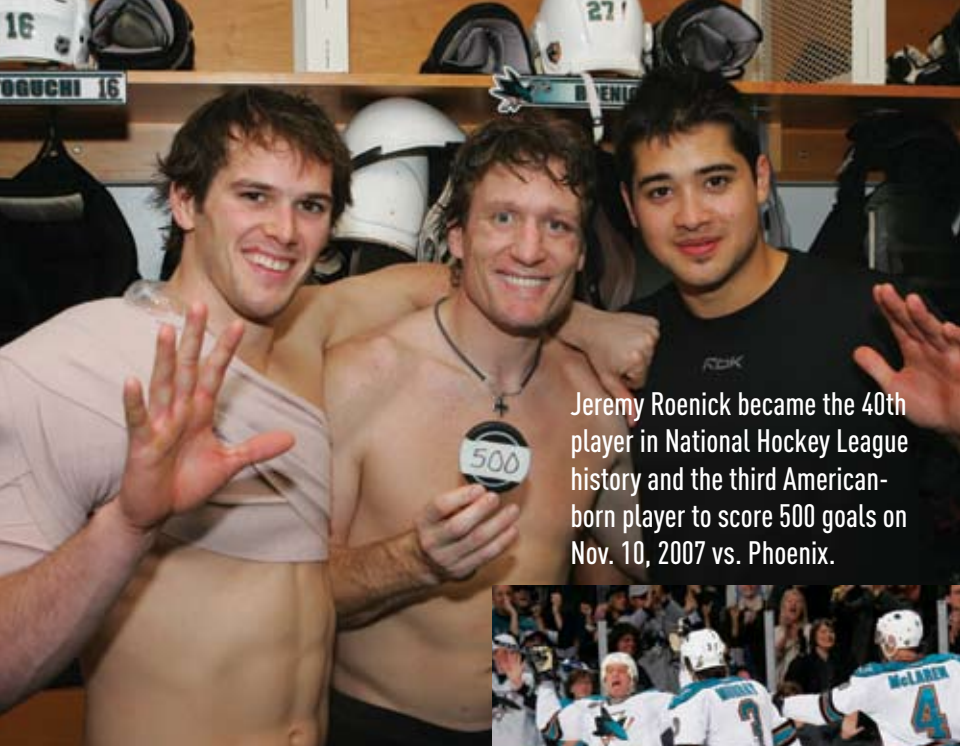
NAME	POSITION	SELECTED FROM
Jeff Hackett	Goaltender	N.Y. Islanders
Jayson More	Defenseman	Montreal
Rick Lessard	Defenseman	Calgary
Bob McGill	Defenseman	Chicago
Tim Kerr	Right Wing	Philadelphia
Jeff Madill	Right Wing	New Jersey
David Bruce	Left Wing	St. Louis
Greg Paslawski	Right Wing	Buffalo
Bengt Gustafsson	Center	Detroit
Craig Cox	Left Wing	Vancouver

PLAYERS LOST IN EXPANSION DRAFTS

PLAYER	POSITION	DATE SELECTED	TEAM
Robin Bawa	Right Wing	June 24, 1993	Anaheim
David Williams	Defenseman	June 24, 1993	Anaheim
Al Iafrate	Defenseman	June 26, 1998	Nashville
Alexei Yegorov	Right Wing	June 25, 1999	Atlanta
Michal Bros	Center	June 23, 2000	Minnesota
Chris Armstrong	Defenseman	June 23, 2000	Minnesota



Jayson More was one of 10 players selected by San Jose in the 1991 Dispersal Draft. More played for the Sharks from 1991-96.



Jeremy Roenick became the 40th player in National Hockey League history and the third American-born player to score 500 goals on Nov. 10, 2007 vs. Phoenix.



**2007-08
IN REVIEW**

2007-08 FINAL STANDINGS

EASTERN CONFERENCE

NORTHEAST DIVISION	GP	W	L	OT	GF	GA	PTS
MONTREAL (1)	82	47	25	10	262	222	104
OTTAWA (7)	82	43	31	8	261	247	94
BOSTON (8)	82	41	29	12	212	222	94
BUFFALO (10)	82	39	31	12	255	242	90
TORONTO (12)	82	36	35	11	231	260	83
ATLANTIC DIVISION	GP	W	L	OT	GF	GA	PTS
PITTSBURGH (2)	82	47	27	8	247	216	102
NEW JERSEY (4)	82	46	29	7	206	197	99
NY RANGERS (5)	82	42	27	13	213	199	97
PHILADELPHIA (6)	82	42	29	11	248	233	95
NY ISLANDERS (13)	82	35	38	9	194	243	79
SOUTHEAST DIVISION	GP	W	L	OT	GF	GA	PTS
WASHINGTON (3)	82	43	31	8	242	231	94
CAROLINA (9)	82	43	33	6	252	249	92
FLORIDA (11)	82	38	35	9	216	226	85
ATLANTA (14)	82	34	40	8	216	272	76
TAMPA BAY (15)	82	31	42	9	223	267	71

WESTERN CONFERENCE

CENTRAL DIVISION	GP	W	L	OT	GF	GA	PTS
DETROIT (1)	82	54	21	7	257	184	115
NASHVILLE (8)	82	41	32	9	230	229	91
CHICAGO (10)	82	40	34	8	239	235	88
COLUMBUS (13)	82	34	36	12	193	218	80
ST. LOUIS (14)	82	33	36	13	205	237	79
PACIFIC DIVISION	GP	W	L	OT	GF	GA	PTS
SAN JOSE (2)	82	49	23	10	222	193	108
ANAHEIM (4)	82	47	27	8	205	191	102
DALLAS (5)	82	45	30	7	242	207	97
PHOENIX (12)	82	38	37	7	214	231	83
LOS ANGELES (15)	82	32	43	7	231	266	71
NORTHWEST DIVISION	GP	W	L	OT	GF	GA	PTS
MINNESOTA (3)	82	44	28	10	223	218	98
COLORADO (6)	82	44	31	7	231	219	95
CALGARY (7)	82	42	30	10	229	227	94
EDMONTON (9)	82	41	35	6	235	251	88
VANCOUVER (11)	82	39	33	10	213	215	88

BY CONFERENCE

EASTERN	GP	W	L	OT	GF	GA	PTS
MONTREAL	82	47	25	10	262	222	104
PITTSBURGH	82	47	27	8	247	216	102
WASHINGTON	82	43	31	8	242	231	94
NEW JERSEY	82	46	29	7	206	197	99
NY RANGERS	82	42	27	13	213	199	97
PHILADELPHIA	82	42	29	11	248	233	95
OTTAWA	82	43	31	8	261	247	94
BOSTON	82	41	29	12	212	222	94
CAROLINA	82	43	33	6	252	249	92
BUFFALO	82	39	31	12	255	242	90
FLORIDA	82	38	35	9	216	226	85
TORONTO	82	36	35	11	231	260	83
NY ISLANDERS	82	35	38	9	194	243	79
ATLANTA	82	34	40	8	216	272	76
TAMPA BAY	82	31	42	9	223	267	71
WESTERN	GP	W	L	OT	GF	GA	PTS
DETROIT	82	54	21	7	257	184	115
SAN JOSE	82	49	23	10	222	193	108
MINNESOTA	82	44	28	10	223	218	98
ANAHEIM	82	47	27	8	205	191	102
DALLAS	82	45	30	7	242	207	97
COLORADO	82	44	31	7	231	219	95
CALGARY	82	42	30	10	229	227	94
NASHVILLE	82	41	32	9	230	229	91
EDMONTON	82	41	35	6	235	251	88
CHICAGO	82	40	34	8	239	235	88
VANCOUVER	82	39	33	10	213	215	88
PHOENIX	82	38	37	7	214	231	83
COLUMBUS	82	34	36	12	193	218	80
ST. LOUIS	82	33	36	13	205	237	79
LOS ANGELES	82	32	43	7	231	266	71

2007-08 SHARKS STATISTICS

POS	NO	PLAYER	GP	A/TOI	G	A	PTS	+/-	PIM	PP	SH	GW	S	S/PCT
C	19	JOE THORNTON	82	21:23	29	67	96	18	59	11	0	5	178	16.3
D	51	B. CAMPBELL (BUF)	63	25:06	5	38	43	-1	12	3	0	0	102	4.9
		(S.J.)	20	25:06	3	16	19	9	8	2	0	0	40	7.5
		(TOTAL)	83	25:06	8	54	62	8	20	5	0	0	142	5.6
L	9	MILAN MICHALEK	79	18:04	24	31	55	19	47	5	1	8	233	10.3
C	12	PATRICK MARLEAU	78	18:13	19	29	48	-19	33	7	0	2	185	10.3
C	8	JOE PAVELSKI	82	14:06	19	21	40	1	28	8	1	4	207	9.2
R	14	J. CHEECHOO	69	16:35	23	14	37	11	46	10	0	4	220	10.5
D	52	CRAIG RIVET	74	21:11	5	30	35	3	104	2	0	0	105	4.8
C	27	JEREMY ROENICK	69	13:44	14	19	33	-8	26	7	0	10	89	15.7
R	26	**STEVE BERNIER	59	13:07	13	10	23	-2	62	4	0	0	96	13.5
R	25	MIKE GRIER	78	16:12	9	13	22	-8	24	1	3	4	132	6.8
D	10	CHRISTIAN EHRHOFF	77	21:43	1	21	22	9	72	1	0	1	97	1.0
C	17	*TORREY MITCHELL	82	14:18	10	10	20	-3	50	1	2	0	110	9.1
R	16	*DEVIN SETOGUCHI	44	14:13	11	6	17	6	8	3	0	2	105	10.5
L	34	PATRICK RISSMILLER	79	13:08	8	9	17	-8	30	0	0	2	119	6.7
D	24	SANDIS OZOLINSH	39	16:57	3	13	16	-11	24	2	0	0	39	7.7
D	18	MATT CARLE	62	16:32	2	13	15	-8	26	2	0	1	63	3.2
D	44	M-E VLASIC	82	21:36	2	12	14	-12	24	1	0	0	72	2.8
D	4	KYLE McLAREN	61	18:21	3	8	11	3	84	0	0	0	39	7.7
D	3	DOUGLAS MURRAY	66	17:28	1	9	10	20	98	0	0	0	48	2.1
C	37	CURTIS BROWN	33	10:48	5	4	9	4	10	0	0	0	38	13.2
C	11	MARCEL GOC	51	10:41	5	3	8	-15	12	0	0	0	87	5.7
L	29	RYANE CLOWE	15	14:10	3	5	8	-1	22	2	0	0	22	13.6
L	45	JODY SHELLEY (CBJ)	31	4:20	0	0	0	-2	44	0	0	0	10	.0
		(S.J.)	31	7:22	1	6	7	-2	91	0	0	0	31	3.2
		(TOTAL)	62	5:51	1	6	7	-4	135	0	0	0	41	2.4
D	21	ALEXEI SEMENOV	22	15:15	1	3	4	-8	36	1	0	0	23	4.3
C	39	*TOMAS PLIHAL	22	10:48	2	1	3	4	4	0	0	0	34	5.9
G	20	EVGENI NABOKOV	77	59:13	0	2	2	0	12	0	0	0	0	.0
C	47	*TOM CAVANAGH	1	13:54	0	1	1	1	0	0	0	0	0	.0
D	5	**ROB DAVISON	15	7:46	0	0	0	-3	21	0	0	0	10	.0
C	46	*MIKE IGGULDEN	1	6:40	0	0	0	-1	0	0	0	0	1	.0
G	30	*DIMITRI PATZOLD	3	14:31	0	0	0	0	0	0	0	0	0	.0
L	43	*LUKAS KASPAR	3	12:14	0	0	0	-2	0	0	0	0	5	.0
G	1	*THOMAS GREISS	3	42:56	0	0	0	0	0	0	0	0	0	.0
G	33	BRIAN BOUCHER	5	47:37	0	0	0	0	0	0	0	0	0	.0

* — ROOKIE

** — TRADED DURING THE SEASON (STATS ARE WITH SAN JOSE ONLY)

NO	GOALTENDER	GP	MINS	AVG	W	L	OT	EN	SO	GA	SA	SV%	G	A	PIM
33	BRIAN BOUCHER	5	238	1.76	3	1	1	0	1	7	103	.932	0	0	0
20	E. NABOKOV	77	4561	2.14	46	21	8	6	6	163	1802	.910	0	2	12
1	*THOMAS GREISS	3	129	3.26	0	1	1	0	0	7	50	.860	0	0	0
30	*D. PATZOLD	3	44	5.45	0	0	0	0	0	4	20	.800	0	0	0
	TOTALS	82	5000	2.24	49	23	10	6	7	187	1981	.906			

2007-08 STATISTICAL BREAKDOWN

Overall Record	49-23-10	Even shots	2-0-2
Home Record	22-13-6	vs. EASTERN CONFERENCE	5-5-0
Road Record	27-10-4	vs. NORTHEAST	3-2-0
Overtime record	9-10	vs. ATLANTIC	2-3-0
1-Goal Game Record	26-17	vs. SOUTHEAST	0-0-0
2-Goal Game Record	11-10	vs. WESTERN CONFERENCE	44-18-10
3-Goal Game Record	12-6	vs. CENTRAL	16-4-0
Scoring First	38-13-5	vs. PACIFIC	16-10-6
Opp. Scoring First	11-10-5	vs. NORTHWEST	12-4-4
Leading After 1 Period	24-8-4	October	6-5-1
Trailing After 1 Period	6-8-2	November	6-3-3
Tied After 1 Period	19-7-4	December	10-4-1
Leading After 2 Periods	35-1-2	January	6-4-2
Trailing After 2 Periods	4-20-3	February	7-5-1
Tied After 2 Periods	10-2-5	March	13-0-2
Outshooting opponent	37-14-6	April	1-2-0
Outshot	10-9-2		

GOALS BY PERIOD	1	2	3	OT	T
SHARKS	68	61	84	3	216 (2.63 avg.)
Opponents	40	70	73	4	187 (2.28 avg.)

* — GOALS FOR and AGAINST totals do not include shootout-deciding goals.

SHOTS BY PERIOD	1	2	3	OT	T
SHARKS	774	865	745	44	2,428 (29.6 avg.)
Opponents	636	665	643	37	1,981 (24.2 avg.)

POWER PLAY	G	ATT	PCT
Overall	70	372	18.8% (T-8th NHL)
Home	39	206	18.9% (12th NHL)
Road	31	166	18.7% (10th NHL)
9 Short Handed Goals Allowed (20th NHL)			

PENALTY KILLING	G	TSH	PCT
Overall	44	310	85.8% (1st NHL)
Home	27	149	81.9% (21st NHL)
Road	17	161	89.4% (1st NHL)
7 Short Handed Goals Scored (T-16th NHL)			

PENALTIES	GP	MIN	AVG
SHARKS	82	1,075	13.1 (T-12th NHL)

SITUATIONAL GOALS FOR AND AGAINST

	GF	GA
Five-on-Five	131	122
Five-on-Four	53	9
Five-on-Three	13	0
Four-on-Four	4	6
Four-on-Three	4	0
Three-on-Three	0	0
Three-on-Four	0	2
Three-on-Five	0	7
Four-on-Five	7	35
Empty Net	2	6
Penalty Shot	2	0
TOTALS	216	187

* — GOALS FOR and AGAINST totals do not include shootout-deciding goals.

SHARKS 2007-08 HOME ROAD SCORING

PLAYER	HOME					ROAD					TOTAL				
	GP	G	A	P	+/-	GP	G	A	P	+/-	GP	G	A	P	+/-
Thornton	41	16	32	48	8	41	13	35	48	10	82	29	67	96	18
Campbell*	39	6	29	35	10	44	2	25	27	-2	83	8	54	62	8
Michalek	40	11	18	29	10	39	13	13	26	9	79	24	31	55	19
Marleau	39	12	12	24	-13	39	7	17	24	-6	78	19	29	48	-19
Pavelski	41	7	10	17	1	41	12	11	23	0	82	19	21	40	1
Cheechoo	32	10	8	18	5	37	13	6	19	6	69	23	14	37	11
Rivet	38	4	18	22	5	36	1	12	13	-2	74	5	30	35	3
Roenick	33	7	7	14	-5	36	7	12	19	-3	69	14	19	33	-8
Grier	40	6	7	13	-5	38	3	6	9	-3	78	9	13	22	-8
Ehrhoff	40	1	7	8	2	37	0	14	14	7	77	1	21	22	9
Mitchell	41	4	5	9	-2	41	6	5	11	-1	82	10	10	20	-3
Setoguchi	25	5	4	9	3	19	6	2	8	3	44	11	6	17	6
Rissmiller	41	4	4	8	-8	38	4	5	9	0	79	8	9	17	-8
Ozolinsh	24	3	10	13	-8	15	0	3	3	-3	39	3	13	16	-11
Carle	29	1	6	7	-8	33	1	7	8	0	62	2	13	15	-8
Vlasic	41	1	7	8	-8	41	1	5	6	-4	82	2	12	14	-12
McLaren	32	0	5	5	2	29	3	3	6	1	61	3	8	11	3
Murray	32	0	2	2	6	34	1	7	8	14	66	1	9	10	20
Brown	21	3	4	7	5	12	2	0	2	-1	33	5	4	9	4
Goc	22	3	2	5	-10	29	2	1	3	-5	51	5	3	8	-15
Clowe	5	0	3	3	3	10	3	2	5	-4	15	3	5	8	-1
Shelley*	33	1	4	5	0	29	0	2	2	-4	62	1	6	7	-4
Semenov	8	0	1	1	-2	14	1	2	3	-6	22	1	3	4	-8
Plihal	12	0	1	1	2	10	2	0	2	2	22	2	1	3	4
Nabokov	41	0	0	0	0	36	0	2	2	0	77	0	2	2	0
Cavanagh	0	0	0	0	0	1	0	1	1	1	1	0	1	1	1
Patzold	1	0	0	0	0	2	0	0	0	0	3	0	0	0	0
Iggulden	0	0	0	0	0	1	0	0	0	-1	1	0	0	0	-1
Greiss	0	0	0	0	0	3	0	0	0	0	3	0	0	0	0
Kaspar	1	0	0	0	-1	2	0	0	0	-1	3	0	0	0	-2
Boucher	0	0	0	0	0	5	0	0	0	0	5	0	0	0	0

2007-08 SHARKS SPECIAL TEAMS SCORING

Power Play Player	G	A	PTS	Short Handed Player	G	A	PTS
Thornton	11	26	37	Grier	3	1	4
Campbell*	5	28	33	Mitchell	2	1	3
Marleau	7	19	26	Ehrhoff	0	1	1
Rivet	2	18	20	Rivet	0	1	1
Pavelski	8	10	18	Murray	0	1	1
Michalek	5	11	16	Pavelski	1	0	1
Cheechoo	10	5	15	Michalek	1	0	1
Roenick	7	5	12				
Ozolinsh	2	9	11				
Carle	2	6	8				
Ehrhoff	1	4	5				
Vlasic	1	4	5				
Setoguchi	3	0	3				
Clowe	2	0	2				
Semenov	1	0	1				
McLaren	0	1	1				
Grier	1	0	1				
Mitchell	1	0	1				

* — totals for Campbell and Shelley are for the entire season



Joe Pavelski scored an NHL career-high 19 goals in 2007-08.

2007-08 GAME-BY-GAME RESULTS

NO	DATE	TEAM	DEC	SCORE	RECORD	SJ GOALS	PP	PK	SF-SA	GOALIE	ATT
1	10/4	@ Edmonton	OT SO	2-3	0-0-1	12, <u>19</u>	1/6	6/6	30-25	20	16,839
2	10/5	@ Vancouver	W	3-1	1-0-1	19, <u>27</u> , 27,	0/7	4/4	31-21	20	18,630
3	10/7	@ Colorado	L	2-6	1-1-1	29, <u>29</u>	1/7	6/7	26-25	<u>20</u> /30	15,876
4	10/10	@ Chicago	W	2-1	2-1-1	<u>9</u> , <u>9</u>	2/6	2/2	32-17	20	10,122
5	10/13	Boston	L	1-2	2-2-1	9	0/6	4/4	27-20	20	17,496
6	10/15	@ Vancouver	W	4-2	3-2-1	<u>26</u> , <u>8</u> , <u>19</u> , 14	2/7	4/6	34-26	20	18,630
7	10/18	Detroit	L	2-4	3-3-1	<u>25</u> , 14	1/5	3/5	25-27	20	17,496
8	10/20	Nashville	W	3-0	4-3-1	<u>27</u> , 12, 9^	1/6	6/6	20-22	20	17,496
9	10/22	@ Calgary	W	4-1	5-3-1	<u>29</u> , <u>9</u> *, <u>26</u> , 9,	2/4	4/4	20-19	20	19,289
10	10/26	@ Detroit	L	1-5	5-4-1	<u>21</u>	1/2	6/6	11-39	<u>20</u> /30	18,289
11	10/27	@ Columbus	L	1-2	5-5-1	19	0/5	6/7	17-18	20	13,234
12	10/29	@ Dallas	W	4-2	6-5-1	8, 16, <u>16</u> , 26	0/3	2/2	35-29	20	17,546
13	11/2	Los Angeles	L	2-5	6-6-1	12, 19	0/5	1/1	47-30	20	17,496
14	11/3	@ Los Angeles	W	3-1	7-6-1	8, <u>27</u> , 14	1/1	4/4	28-25	20	18,118
15	11/7	Dallas	L	1-3	7-7-1	<u>18</u>	1/9	5/5	39-12	20	17,496
16	11/9	@ Anaheim	OT SO	2-3	7-7-2	17, <u>19</u>	1/6	1/1	24-26	20	17,174
17	11/10	Phoenix	W	4-1	8-7-2	16, <u>27</u> , 17, <u>24</u>	1/4	3/3	28-23	20	17,496
18	11/12	Phoenix	W	5-0	9-7-2	<u>25</u> *, 19, 16, 16, <u>19</u>	1/4	4/4	28-25	20	17,496
19	11/14	@ Dallas	W SO	4-3	10-7-2	17, 16, 12	0/5	2/3	25-29	20	17,682
20	11/15	@ Phoenix	W	6-0	11-7-2	<u>27</u> , 34, <u>8</u> , <u>8</u> , 16, 26	2/3	4/4	30-15	20	12,953
21	11/17	Anaheim	OT SO	1-2	11-7-3	17	0/4	2/2	29-29	20	17,496
22	11/24	Los Angeles	L	1-2	11-8-3	9	0/3	2/3	27-17	20	17,496
23	11/28	Los Angeles	OT SO	2-3	11-8-4	19, <u>52</u>	1/4	6/6	36-31	20	17,071
24	11/30	Colorado	W	3-2	12-8-4	<u>19</u> , <u>19</u> , <u>25</u>	2/5	4/5	29-20	20	17,496
25	12/3	@ Colorado	W	3-2	13-8-4	9, 26, <u>25</u>	0/4	2/2	28-35	20	15,213
26	12/5	@ Dallas	W	3-2	14-8-4	<u>14</u> , 12, 19	1/5	2/2	28-19	20	17,318
27	12/7	@ Phoenix	W	1-0	15-8-4	<u>9</u>	0/3	3/3	26-27	20	12,972
28	12/8	Buffalo	L	1-7	15-9-4	24	0/6	1/3	22-34	<u>20</u> /30	17,496
29	12/11	Minnesota	W	4-1	16-9-4	8, <u>25</u> , <u>26</u> , <u>26</u>	1/3	2/3	30-37	20	17,064
30	12/13	Vancouver	W	5-2	17-9-4	<u>9</u> , 12, <u>8</u> , 19, 26	1/3	2/2	23-17	20	17,175
31	12/15	Dallas	L	2-4	17-10-4	<u>16</u> , 34	1/5	4/6	18-22	20	17,496
32	12/16	@ Anaheim	W	2-1	18-10-4	17*, 19!	0/8	4/4	37-31	20	17,174
33	12/18	Anaheim	L	0-2	18-11-4		0/5	4/5	20-16	20	17,197
34	12/20	Phoenix	OT SO	2-3	18-11-5	17, <u>27</u>	1/9	4/5	38-37	20	17,136
35	12/22	Anaheim	L	2-5	18-12-5	<u>12</u> , 11	1/5	4/5	29-24	20	17,496
36	12/26	@ Los Angeles	W	3-2	19-12-5	9, 8, <u>9</u>	0/4	3/5	31-31	20	18,118
37	12/28	@ St. Louis	W	1-0	20-12-5	9	0/4	5/5	18-26	20	19,250
38	12/29	@ Nashville	W	5-2	21-12-5	11, 52, <u>18</u> , 17, 26	1/3	5/5	29-21	20	13,298

NO	DATE	TEAM	DEC	SCORE	RECORD	SJ GOALS	PP	PK	SF-SA	GOALIE	ATT
39	12/31	@ Minnesota	W	3-2	22-12-5	26, 4, 14	0/1	3/3	25-21	20	18,568
40	1/3	Calgary	L*	2-3	22-12-6	<u>17</u> , 52	1/5	2/2	36-20	20	17,496
41	1/5	Columbus	W	3-2	23-12-6	34, 26, 34	0/1	2/3	19-23	20	17,496
42	1/10	Vancouver	W	3-1	24-12-6	52, 27 , 9	2/7	2/2	31-21	20	17,496
43	1/12	Toronto	W	3-2	25-12-6	<u>12</u> , <u>52</u> , 8	2/4	1/2	35-25	20	14,496
44	1/13	@ Anaheim	L*	3-4	25-12-7	<u>27</u> , 17*, 9	1/3	5/5	29-29	1	17,174
45	1/15	@ Phoenix	L	3-5	25-13-7	14, <u>19</u> , 37	1/4	3/4	24-28	20	11,822
46	1/17	Dallas	L	2-4	25-14-7	<u>9</u> , <u>19</u>	0/3	4/4	30-31	20	17,496
47	1/19	Detroit	L	3-6	25-15-7	<u>16</u> , <u>14</u> , <u>26</u>	3/6	3/5	18-28	20	17,496
48	1/22	Chicago	W	3-2	26-15-7	<u>24</u> , 8* , 10	2/7	5/5	23-30	20	17,136
49	1/24	St. Louis	W	4-1	27-15-7	9, 14 , 26, <u>14</u>	2/5	3/4	26-18	20	17,142
50	1/29	@ Edmonton	W	3-0	28-15-7	8 , 25, 34^	0/5	5/5	39-13	20	16,839
51	1/30	@ Calgary	L	4-5	28-16-7	12, 39, 34, <u>14</u>	1/3	2/3	31-29	20	19,289
52	2/2	Chicago	W SO	3-2	29-16-7	<u>14</u> , 44, 27!	1/6	5/5	40-21	20	17,496
53	2/6	Colorado	L	1-3	29-17-7	12	1/3	3/4	31-25	20	17,087
54	2/8	Columbus	W*	2-1	30-17-7	11, 19	1/4	2/2	22-32	20	17,210
55	2/9	Nashville	W	4-3	31-17-7	14, 14, 9, 14	1/6	3/4	27-13	20	17,496
56	2/12	Calgary	L*	3-4	31-17-8	11, <u>9</u> , 34	1/7	2/3	43-18	20	17,269
57	2/14	Edmonton	L	2-3	31-18-8	8 , 25*	0/8	3/4	30-18	20	17,496
58	2/17	@ NY Rangers	L	1-3	31-19-8	14	0/1	2/3	30-33	20	18,200
59	2/18	@ NY Islanders	L	2-3	31-20-8	11, 19	0/6	6/6	30-21	20/1/20	16,234
60	2/20	@ New Jersey	L	2-3	31-21-8	<u>14</u> , 4	1/4	1/1	32-20	1	13,855
61	2/21	@ Philadelphia	W	3-1	32-21-8	14, 9 , 3	0/7	0/0	40-27	20	19,487
62	2/24	@ Pittsburgh	W SO	2-1	33-21-8	14, 27!	0/5	3/4	37-21	20	17,132
63	2/27	@ Columbus	W	4-2	34-21-8	<u>14</u> , 17, 27 , 8	2/5	2/2	32-19	20	16,029
64	2/29	@ Detroit	W	3-2	35-21-8	8 , 16, 16	1/3	2/4	22-22	20	20,066
65	3/1	@ St. Louis	W	2-0	36-21-8	8 , 25*	1/5	6/6	34-24	33	19,150
66	3/3	Montreal	W	6-4	37-21-8	12, 19, <u>19</u> , 45, 14 , 51	2/6	7/7	39-31	20	17,496
67	3/5	Ottawa	W*	3-2	38-21-8	<u>12</u> , 14, 12	1/3	3/4	30-19	20	17,496
68	3/7	@ Chicago	W	3-2	39-21-8	14, 4, 12	0/2	4/5	23-19	20	21,908
69	3/9	@ Minnesota	W SO	3-2	40-21-8	9, 39#, 12!	0/1	2/2	26-23	20	18,568
70	3/11	@ Nashville	W	2-1	41-21-8	8 , 9	1/5	4/5	42-27	20	14,965
71	3/14	St. Louis	W	4-1	42-21-8	9, 27 , 51, 12#	0/5	1/2	27-21	20	17,496
72	3/16	Edmonton	OT SO	1-2	42-21-9	<u>12</u>	1/6	2/3	49-23	20	17,496
73	3/18	@ Los Angeles	W	2-1	43-21-9	<u>19</u> , 34	1/2	4/4	23-30	33	16,784
74	3/19	Minnesota	W SO	4-3	44-21-9	27, 37, 8 , 27!	0/2	1/3	33-24	20	17,496
75	3/21	Anaheim	W	2-1	45-21-9	19, 27	1/7	2/2	43-13	20	17,496
76	3/25	@ Phoenix	L*	4-5	45-21-10	<u>19</u> , <u>44</u> , 19, 19	2/3	3/3	34-36	20/33	15,991
77	3/27	Dallas	W*	3-2	46-21-10	8 , 19, 19	2/7	4/5	27-25	20	17,496
78	3/28	@ Anaheim	W	3-1	47-21-10	12, 27 , 37	1/3	2/3	27-24	33	17,334
79	3/30	Phoenix	W	3-1	48-21-10	19, 19 , 37	0/1	2/2	32-20	20	17,496
80	4/1	Los Angeles	W	5-2	49-21-10	25, <u>12</u> , 9 , 37, 51	2/8	1/1	34-18	20	17,496
81	4/3	@ Los Angeles	L	2-4	49-22-10	19, 8	1/1	3/3	34-27	20	17,759
82	4/6	@ Dallas	L	2-4	49-23-10	<u>12</u> , <u>14</u>	2/9	6/6	34-22	20/33	18,532

KEY:

W* = overtime win

L* = overtime loss

W SO = Shootout win, OT SO = shootout loss, **power play**, shorthanded *, **game-winning**, penalty shot #, empty net ^, shootout determining goal!

GOALTENDERS: 1 - Greiss; 20 - Nabokov; 30 - Patzold; 33 - Boucher (goaltender receiving decision in multiple entries in **BOLD**)



Jonathan Cheechoo had his fourth consecutive 20-plus goal season in 2007-08.

FRANCHISE RECORDS TIED OR SET IN 2007-08

(* — TIED FRANCHISE RECORD)

INDIVIDUAL

- MOST PIM, GAME** — 41, Jody Shelley, 4/6/08 at Dallas (2-4 L), 7 penalties
- MOST POINTS, PERIOD** — 4, (3 times, most recent — Joe Thornton (3-1=4), 3/25/08 at Phoenix [4-5 LOT, 3rd period])
- MOST GOALS, PERIOD** — 3 (4 times, most recent — Joe Thornton (3-1=4), 3/25/08 at Phoenix [4-5 LOT, 3rd period])
- MOST SHORTHANDED GOALS BY A ROOKIE IN A SINGLE SEASON** — 2 (2 times, most recent — Torrey Mitchell, 2007-08)

GOALTENDING

- MOST WINS IN A SINGLE SEASON** — 46, Evgeni Nabokov, 2007-08
- MOST APPEARANCES** — 77, Evgeni Nabokov, 2007-08
- MOST MINUTES PLAYED IN A SINGLE SEASON** — 4,561
- MOST MINUTES, GAME** — 65:00 (72 times, most recent — Evgeni Nabokov, 3/9/08 at Minnesota [3-2 WSO])
- FEWEST GOALS ALLOWED, GAME** — 0 (87 times, most recent — Brian Boucher, 3/1/08 at St. Louis [2-0 W])
- FEWEST SHOTS FACED, GAME** — 12, Evgeni Nabokov, 11/7/07 vs. Dallas (1-3 L)
- *FEWEST SHOTS FACED, PERIOD** — 0 (4 times, most recent — Evgeni Nabokov, 3/21/08 vs. Anaheim [2-1 W], 3rd period)
- MOST CONSECUTIVE STARTS** — 50, Evgeni Nabokov, 3/24/07 at Carolina thru 1/12/08 vs. Toronto (30-12-7)
- MOST CONSECUTIVE WINS IN A SINGLE SEASON** — 10, Evgeni Nabokov, 2/21/08 at Philadelphia thru 3/14/08 vs. St. Louis



In 2007-08, Torrey Mitchell tied a club mark for most shorthanded goals by a rookie in a season.

TEAM, SEASON

- MOST POINTS/POINTS % IN A SINGLE SEASON** — 108, .659
- FEWEST REGULATION LOSSES IN A SINGLE SEASON** — 23
- MOST ROAD WINS IN A SINGLE SEASON** — 27
- MOST ROAD POINTS IN A SINGLE SEASON** — 58
- FEWEST SHOTS ALLOWED IN A SINGLE SEASON** — 1,981 (with exception of 1994-95 lockout season)
- FEWEST POWER PLAY GOALS ALLOWED IN A SINGLE SEASON** — 44 (with exception of 1994-95 lockout season)

TEAM, GAME

- FEWEST GOALS ALLOWED, GAME AT HOME** — 0 (45 times, most recent — 11/12/07 vs. Phoenix [5-0 W])
- FEWEST GOALS ALLOWED, GAME ON ROAD** — 0 (42 times, most recent — 3/1/08 at St. Louis [2-0 W])
- *MOST SHOTS, GAME AT HOME** — 49 (2 times, most recent — 3/16/08 vs. Edmonton [1-2 LSO])
- FEWEST SHOTS FACED, GAME AT HOME** — 12, 11/7/07 vs. Dallas (1-3 L)
- *FEWEST SHOTS FACED, GAME ON ROAD** — 13 (2 times, most recent — 3/16/08 at Edmonton [2-0 W])
- *MOST SHOTS, OT AT HOME** — 6 (2 times, most recent — 2/2/08 vs. Chicago [3-2 WSO])
- *FEWEST SHOTS FACED, PERIOD AT HOME** — 0 (3 times, most recent — 3/21/08 vs. Anaheim [2-1 W], 3rd period)
- LARGEST MARGIN OUTSHOOTING, HOME** — 30, 11/7/07 vs. Dallas [1-3 L]; 13 DAL, 43 S.J.
- LARGEST MARGIN OUTSHOOTING, ROAD** — 26 (3 times, most recent — 1/29/08 at Edmonton [3-0 W], 13 CBJ, 39 S.J.)
- MOST PIM FOR, GAME ON ROAD** — 95 (4/6/08 at Dallas [2-4 L]), 20 penalties

FEWEST PENALTIES FOR, GAME AT HOME — 1 (8 times, most recent — 11/2/07 vs. Los Angeles [2-5 L]), 2 PIM

FEWEST PIM FOR, GAME AT HOME — 2 (7 times, most recent — 11/2/07 vs. Los Angeles [2-5 L]), 1 penalty

MOST PENALTY MINUTES, GAME BY BOTH TEAMS, ROAD — 160, 4/6/08 at Dallas (2-4 L); 65 DAL., 95 S.J.

FEWEST PENALTY MINUTES, GAME BY BOTH TEAMS, HOME — 6 (2 times, most recent — 3/30/08 vs. Phoenix [3-1 W]); 2 PHX, 4 S.J.

FEWEST PENALTY MINUTES, GAME BY BOTH TEAMS, ROAD — 6 (4 times, most recent — 3/9/08 at Minnesota [3-2 WSO]); 4 SJ, 2 MIN

FEWEST PENALTIES, GAME BY BOTH TEAMS, HOME — 3 (2 times, most recent — 3/30/08 vs. Phoenix [2-4 L]); 2 S.J., 1 PHX

FEWEST PENALTIES, GAME BY BOTH TEAMS, ROAD — 3 (4 times, most recent — 3/9/08 at Minnesota [3-2 WSO]); 2 SJ, 1 MIN

TEAM STREAKS

LONGEST WINNING STREAK, OVERALL — 11 games, (2/21/08 at Philadelphia thru 3/14/08 vs. St. Louis)

LONGEST WINNING STREAK, ROAD — 10 games, 11/14/07 at Dallas thru 12/31/07 at Minnesota

MOST CONSECUTIVE GAMES RECORDING A POINT, OVERALL — 20, 2/21/08 at Philadelphia thru 4/1/08 vs. Los Angeles (18-0-2)

MOST CONSECUTIVE GAMES RECORDING A POINT, ROAD — 14, 10/29/07 at Dallas thru 1/13/08 at Anaheim (12-0-2)

INDIVIDUAL LEADERS

POINTS	Thornton (96), Campbell (62 [19 with San Jose]), Michalek (55)
GOALS	Thornton (29), Michalek (24), Cheechoo (23)
ASSISTS	Thornton (67), Campbell (54 [16 with San Jose]), Michalek (31)
PP GOALS	Thornton (11), Cheechoo (10), Pavelski (8)
SH GOALS	Grier (3), Mitchell (2), Michalek (1)
GW GOALS	Roenick (10), Michalek (8), Thornton (5)
3 OR MORE GOALS	Cheechoo (1), Thornton (1)
PENALTY MINUTES	Shelley (135 [91 with SJ]), Rivet (104), Murray (98)
SHOTS ON GOAL	Michalek (233), Cheechoo (220), Pavelski (207)
PLUS/MINUS	Murray (+20), Michalek (+19), Thornton (+18)

GOALTENDERS

GAMES PLAYED	Nabokov (77), Boucher (5), Greiss, Patzold (3)
MINUTES	Nabokov (4560:56), Boucher (238:06), Greiss (128:49), Patzold (43:35)
WINS	Nabokov (46), Boucher (3)
GOALS-AGAINST AVG.	Boucher (1.76), Nabokov (2.14), Greiss (3.26), Patzold (5.45)
SHUTOUTS	Nabokov (6), Boucher (1)



Douglas Murray led all Sharks with a plus-20 in 2007-08.

2007-08 SHARKS HIGHS/LOWS

SEASON	CATEGORY	ALL-TIME
GOALS		
6, 2X MR, 3/3/08 vs. Montreal (6-4 W)	Most, Game	10, 2X MR, 3/30/01 vs. Columbus (10-2 W)
0, 12/18/07 vs. Anaheim (0-2 L)	Fewest, Game	0, 82X MR, 12/18/07 vs. Anaheim (0-2 L)
7, 12/8/07 vs. Buffalo (1-7 L)	Most Allowed	13, 2/10/93 at Calgary (1-13 L)
0, 7X MR, 3/1/08 at St. Louis (2-0 W)	Fewest Allowed	0, 87X MR, 3/1/08 at St. Louis (2-0 W)
4, 2X MR, 3/25/08 at Phoenix (4-5 LSO), 3rd	Most, Period	6, 1/30/96 vs. Hartford (8-2 W), 2nd
4, 4X MR, 1/19/08 vs. Detroit (3-6 L), 2nd	Most Allowed, Period	8, 12/17/91 at Pittsburgh (2-10 L), 2nd
SHOTS		
49, 3/16/08 vs. Edmonton (1-2 LSO)	Most, Game	50, 2/14/04 at Columbus (2-1 OTW)
11, 10/26/07 at Detroit (1-5 L)	Fewest, Game	9, 11/4/98 vs. Dallas (4-0 W)
39, 10/26/07 at Detroit (1-5 L)	Most Faced, Game	59, 12/26/92 vs. Los Angeles (7-2 W)
12, 11/7/07 vs. Dallas (1-3 L)	Fewest Faced, Game	12, 11/7/07 vs. Dallas (1-3 L)
21, 2X MR, 1/29/08 at Edmonton (3-0 W)	Most, Period	26, 10/4/99 vs. Chicago (7-1 W), 3rd
1, 2X MR, 1/19/08 vs. Detroit (3-6 L), 1st	Fewest, Period	0, 2X MR 2/26/98 vs. St. Louis (3-1 W), 3rd
19, 1/17/08 vs. Dallas (2-4 L), 2nd	Most Faced, Period	25, 3X MR, 3/5/96 at Colorado (5-3 W), 3rd
0, 2X MR, 3/21/08 vs. Anaheim (2-1 W), 3rd	Fewest Faced, Period	0, 4X MR, 3/21/08 vs. Anaheim (2-1 W), 3rd
SPECIAL TEAMS		
3, 1/19/08 vs. Detroit (3-6 L)	Most PPG, Game	6, 1/7/07 vs. Detroit (9-4 W)
2, 9X MR, 3/19/08 vs. Minnesota (4-3 WSO)	Most PPG Allowed, Game	5, 5X MR, 2/18/04 at Nashville (3-7 L)
1, 7X MR, 3/1/08 at St. Louis (2-0 W)	Most SHG, Game	3, 10/18/96 at Anaheim (4-1 W)
1, 9X MR, 4/1/08 vs. Los Angeles (5-2 W)	Most SHG Allowed, Game	2, 11X MR, 1/14/06 at Montreal (2-6 L)
20, 4/6/08 at Dallas (2-4 L), 95 PIM	Most Penalties For, Game	21, 1/26/93 at Los Angeles (1-7 L), 92 PIM
16, 4/6/08 at Dallas (2-4 L), 65 PIM	Most Penalties by Opp., Game	22, 2/18/93 vs. Winnipeg (5-3 W), 82 PIM
1, 4X MR, 2/21/08 at Philadelphia (3-1 W), 5 PIM	Fewest Penalties For, Game	0, 2X MR, 3/6/07 at Minnesota (3-0 W)
1, 6X MR, 3/30/08 vs. Phoenix (3-1 W), 2 PIM	Fewest Penalties by Opp., Game	1, 14X MR, 3/30/08 vs. Phoenix (3-1 W), 2 PIM
95, 4/6/08 at Dallas (2-4 L), 20 Penalties	Most PIM, Game	102, 2/5/97 vs. Los Angeles (3-2 W), 17 Penalties
2, 3X MR, 3/9/08 at Minnesota (3-2 WSO), 1 penalty	Fewest PIM, Game	0, 2X MR, 3/7/07 at Minnesota (3-0 W), 0 penalties

OVERALL STREAKS		
11, 2/21/08 at Philadelphia thru 3/14/08 vs. St. Louis (11-0-0)	Longest Winning	11, 2/21/08 at Philadelphia thru 3/14/08 vs. St. Louis (11-0-0)
11, 2/21/08 at Philadelphia thru 3/14/08 vs. St. Louis (11-0-0)	Longest Unbeaten	11, 2/21/08 at Philadelphia thru 3/14/08 vs. St. Louis (11-0-0)
20, 2/21/08 at Philadelphia thru 4/1/08 vs. Los Angeles (18-0-2)	Most Games Recording a Point	20, 2/21/08 at Philadelphia thru 4/1/08 vs. Los Angeles (18-0-2)
4, 2/14/08 vs. Edmonton thru 2/20/08 at New Jersey (0-4-0)	Longest Losing in Regulation	17 games, 1/4/93 vs. Montreal thru 2/12/93 at Edmonton (ties NHL record)
5, 2/12/08 vs. Calgary thru 2/20/08 at New Jersey (0-4-1)	Longest Winless	20 games, 12/29/92 at Vancouver thru 2/12/93 at Edmonton (0-19-1)
RTSS (REAL TIME SCORING STATISTICS)		
39, 12/22/07 vs. Anaheim (2-5 L)	Hits, Game	50, 12/4/06 at Dallas (0-1 L)
25, 11/28/07 vs. Los Angeles (2-3 LSO)	Blocked Shots, Game	25, 11/28/07 vs. Los Angeles (2-3 LSO)
17, 11/10/07 vs. Phoenix (4-1 W)	Takeaways, Game	29, 10/22/01 at New York Rangers (5-1 W)
SHARKS INDIVIDUAL		
4, 3X MR, J. Thornton (3-1=4), 3/25/08 at Phoenix (4-5 LSO)	Most Points, Game	6, O. Nolan (3-3=6) 10/4/99 vs. Chicago (7-1 W)
3, 2X MR, J. Thornton (3-1=4), 3/25/08 at Phoenix (4-5 LSO)	Most Goals, Game	4, O. Nolan (4-1=5), 12/19/95 at Anaheim
3, 5X MR, J. Pavelski (0-3=3), 3/28/08 at Anaheim (3-1 W)	Most Assists, Game	4, 13X MR, J. Thornton, 1/4/07 vs. Detroit (9-4 W)
36, E. Nabokov, 12/11/07 vs. Minnesota (4-1 W)	Most Saves, Game	57, Jeff Hackett, 12/26/92 vs. Los Angeles (7-2 W)
9, 2X MR, J. Pavelski, 4/6/08 at Dallas (2-4 L)	Most Shots, Game	10, 2X MR, C. Ehrhoff, 3/11/06 vs. Nashville (3-2 W)
7, 4X MR, J. Cheechoo, 1/24/08 vs. St. Louis (4-1 W)	Most Hits, Game	9, 2X MR, T. Harvey, 1/21/02 vs. Edmonton (4-3 W)
6, 2X MR, M. Carle, 11/28/07 vs. Los Angeles (2-3 LSO)	Most Blocked Shots, Game	6, 8X MR, M. Carle, 11/28/07 vs. Los Angeles (2-3 LSO)
5, J. Thornton, 11/30/07 vs. Colorado (3-2 W)	Most Takeaways, Game	5, 4X MR, J. Thornton, 11/30/07 vs. Colorado (3-2 W)
41, J. Shelley, 4/6/08 at Dallas (2-4 L), 7 penalties	Most PIM, Game	41, J. Shelley, 4/6/08 at Dallas (2-4 L), 7 penalties
OPPONENTS INDIVIDUAL		
5, P. Stastny (1-4=5), 10/7/07 at Colorado (2-6 L)	Most Points, Game	7, M. Lemieux (1-6=7), 12/5/92 vs. Pittsburgh (4-9 L)
3, O. Nolan (3-0=3), 1/30/08 at Calgary	Most Goals, Game	5, M. Ricci, 2/17/94 vs. Quebec (2-8 L)
4, P. Stastny (1-4=5), 10/7/07 at Colorado (2-6 L)	Most Assists, Game	6, M. Lemieux, 12/5/92 vs. Pittsburgh (4-9 L)
48, D. Roloson, 3/16/08 vs. Edmonton (1-2 LSO)	Most Saves, Game	48, 2X MR, D. Roloson, 3/16/08 vs. Edmonton (1-2 LSO)

SHARKS 2007-08 SEASON RECORD BOOK

HAT TRICKS

SHARKS (2)

Goals	Player	Date	Game	Score	Goaltender(s)
3	Joe Thornton	March 25	at Phoenix	4-5 L (OT)	Ilya Bryzgalov
3	J. Cheechoo	Feb. 9	vs. Nashville	4-3 W	Chris Mason

OPPONENT (1)

Goals	Player	Date	Game	Score	Goaltender(s)
3	Owen Nolan	Jan. 30	at Calgary	4-5 L	Evgeni Nabokov

SHUTOUTS

SHARKS (7)

Date	Opponent	Goaltender	Score	Saves
March 1	at St. Louis	Brian Boucher	2-0	24
Jan. 29	at Edmonton	Evgeni Nabokov	3-0	13
Dec. 28	at St. Louis	Evgeni Nabokov	1-0	26
Dec. 7	at Phoenix	Evgeni Nabokov	1-0	27
Nov. 15	at Phoenix	Evgeni Nabokov	6-0	15
Nov. 12	vs. Phoenix	Evgeni Nabokov	5-0	25
Oct. 20	vs. Nashville	Evgeni Nabokov	3-0	22

OPPONENTS (1)

Date	Opponent	Goaltender	Score	Saves
Dec. 18	vs. Anaheim	J-S Giguere	0-2	20

PENALTY SHOTS

SHARKS (5)

Date	Opponent	Player	Goaltender	Result	Time	Period	Score
March 14	vs. St. Louis	P. Marleau	Hannu Toivonen	Successful	13:25	1st	4-1 W
March 9	at Minnesota	Tomas Plihal	Niklas Backstrom	Successful	13:44	1st	3-2 WSO
Dec. 28	at St. Louis	C. Ehrhoff	Manny Legace	Unsuccessful	11:11	3rd	1-0 W
Dec. 16	at Anaheim	M. Michalek	J-S Giguere	Unsuccessful	19:33	1st	2-1 WSO
Nov. 12	vs. Phoenix	Joe Pavelski	Mikael Tellqvist	Unsuccessful	8:22	1st	5-0 W

OPPONENTS (4)

Date	Opponent	Player	Goaltender	Result	Time	Period	Score
Feb. 8	vs. Columbus	Rick Nash	Evgeni Nabokov	Unsuccessful	13:03	2nd	2-1 W
Dec. 22	vs. Anaheim	T. Bertuzzi	Evgeni Nabokov	Unsuccessful	13:07	1st	2-5 L
Nov. 24	vs. Los Angeles	L. Nagy	Evgeni Nabokov	Unsuccessful	11:58	2nd	1-2 L
Nov. 7	vs. Dallas	Sergei Zubov	Evgeni Nabokov	Unsuccessful	6:54	1st	1-3 L

EXTRA ATTACKER GOALS

SHARKS (4)

Date	Opponent	Goal Scorer	Time	Period	Final Score
March 28	at Anaheim	Jeremy Roenick	11:10	2nd	3-1 W
Jan. 30	at Calgary	Jonathan Cheechoo	18:59	3rd	4-5 L
Oct. 13	vs. Boston	Milan Michalek	19:22	3rd	1-2 L
Oct. 4	at Edmonton	Joe Thornton	19:49	3rd	2-3 LSO

OPPONENTS (6)

Date	Opponent	Goal Scorer	Time	Period	Final Score
April 6	at Dallas	Mattias Norstrom	19:47	2nd	2-4 L
March 19	vs. Minnesota	Marian Gaborik	19:31	3rd	4-3 WSO
March 9	at Minnesota	Brian Rolston	19:31	3rd	3-2 WSO
Feb. 12	vs. Calgary	Dion Phaneuf	19:10	3rd	3-4 LOT
Jan. 13	at Anaheim	Doug Weight	19:32	3rd	3-4 LOT
Dec. 26	at Los Angeles	Lubomir Visnovsky	19:32	3rd	3-2 W

OVERTIME VICTORIES (3)

Date	Opponent	GWG	Goaltender	Time	Score
March 27	vs. Dallas	Joe Thornton	Marty Turco	2:58	3-2
March 5	vs. Ottawa	Patrick Marleau	Martin Gerber	3:05	3-2
Feb. 8	vs. Columbus	Joe Thornton	Frederik Norrena	1:49	2-1

SHOOTOUT VICTORIES (6)						
Date	Opponent	SJ Winner	SJ Con/Att.	OPP Con/Att.	Score	Goaltender (SJ/OPP)
March 19	at Minnesota	J. Roenick	2/3	1/3	4-3	Nabokov/Backstrom
March 9	at Minnesota	P. Marleau	2/3	1/3	3-2	Nabokov/Backstrom
Feb. 24	at Pittsburgh	J. Roenick	3/3	2/3	2-1	Nabokov/Conklin
Feb. 2	vs. Chicago	J. Roenick	2/5	1/5	3-2	Nabokov/Khabibulin
Dec. 16	at Anaheim	J. Thornton	3/6	2/6	2-1	Nabokov/Giguere
Nov. 14	at Dallas	D. Setoguchi	2/2	0/2	4-3	Nabokov/Turco

OVERTIME LOSSES (4)					
Date	Opponent	GWG	Goaltender	Time	Score
Feb. 12	vs. Calgary	Jarome Iginla	Evgeni Nabokov	4:35	3-4
Jan. 13	at Anaheim	F. Beauchemin	Thomas Greiss	:33	3-4
Jan. 3	vs. Calgary	Jarome Iginla	Evgeni Nabokov	3:26	2-3
March 25	at Phoenix	Martin Hanzal	Brian Boucher	3:23	4-5

SHOOTOUT LOSSES (6)						
Date	Opponent	SJ Winner	SJ Con/Att.	OPP Con/Att.	Score	Goaltender (SJ/OPP)
March 16	vs. Edmonton	F. Pisani	1/4	2/4	1-2	Nabokov/Roloson
Dec. 20	vs. Phoenix	P. Mueller	0/3	1/2	2-3	Nabokov/Bryzgalov
Nov. 28	vs. Los Angeles	D. Brown	2/3	3/3	2-3	Nabokov/LaBarbera
Nov. 17	vs. Anaheim	C. Perry	0/3	1/2	1-2	Nabokov/Giguere
Nov. 9	at Anaheim	R. Getzlaf	2/3	0/2	2-3	Nabokov/Giguere
Oct. 4	at Edmonton	J. Stoll	1/4	2/4	2-3	Nabokov/Roloson



Joe Thornton recorded his third career hat trick — first with San Jose — on March 25 at Phoenix.

TRANSACTIONS SINCE 2007-08

(through Sept. 18, 2008)

8/27/08	Signed D Marc-Edouard Vlasic to a four-year extension
8/12/08	Re-signed F Lukas Kaspar
	Signed RW Ryan Vesce
8/4/08	Re-signed LW Ryane Clowe
7/22/08	Signed G Tyson Sexsmith and G Timo Pielmeier
	Re-signed RW Mike Morris and F Riley Armstrong
7/17/08	Signed D Matt Kinch and D Brett Westgarth
7/15/08	Signed C Cory Larose and D Brendan Buckley
7/14/08	Signed C Marcel Goc, RW Tom Cavanagh and RW Brad Staubitz
7/9/08	Signed D Christian Ehrhoff
7/4/08	Acquired D Dan Boyle and D Brad Lukowich from Tampa Bay in exchange for D Matt Carle, D Ty Wishart, San Jose's first round selection in the 2009 NHL Entry Draft and San Jose's fourth round selection in the 2010 NHL Entry Draft
	Acquired Buffalo's second round selection in the 2009 NHL Entry Draft and Buffalo's second round selection in the 2010 NHL Entry Draft in exchange for D Craig Rivet and San Jose's seventh round selection in the 2010 NHL Entry Draft
7/3/08	Signed D Rob Blake
6/30/08	Signed LW Jody Shelley
6/25/08	Signed C Joe Pavelski, F Jeremy Roenick and G Brian Boucher
6/21/08	Acquired a third round selection (62nd overall, Justin Daniels) from Tampa Bay in exchange for a fourth (117th overall) and fifth round (147th overall) selection in the 2008 NHL Entry Draft and a third round selection in the 2009 NHL Entry Draft
	Acquired Los Angeles' fourth round selection (92nd overall — previously acquired from Tampa Bay, Samuel Groulx) in exchange for a fourth round selection in the 2009 NHL Entry Draft and a fifth round selection in the 2010 NHL Entry Draft
	Acquired a fourth round selection (106th overall, Harri Sateri) from Nashville in exchange for a seventh round selection (207th overall) in the 2008 NHL Entry Draft and a fourth round selection in the 2009 NHL Entry Draft (previously acquired from Toronto)
4/8/08	Signed C Steven Zalewski, D David MacDonald, LW Frazer McLaren, D Mike Moore
4/6/08	Reassigned C Tom Cavanagh to Worcester (AHL)
4/2/08	Recalled C Tom Cavanagh from Worcester (AHL)
3/28/08	Signed F Matt Jones
2/28/08	Recalled RW Devin Setoguchi from Worcester (AHL)
2/27/08	Reassigned G Thomas Greiss to Worcester (AHL)
2/26/08	Acquired D Brian Campbell along with a seventh round selection in the 2008 NHL Entry Draft from the Buffalo Sabres in exchange for RW Steve Bernier and a first round selection in the 2008 NHL Entry Draft
	Signed G Brian Boucher
	Acquired a seventh round selection in the 2008 NHL Entry Draft from the New York Islanders in exchange D Rob Davison
2/19/08	Reassigned RW Mike Iggulden to Worcester (AHL)
2/18/08	Recalled G Thomas Greiss and RW Mike Iggulden from Worcester (AHL) and assigned G Dimitri Patzold to Worcester
2/8/08	Recalled G Dimitri Patzold from Worcester (AHL) and reassigned G Thomas Greiss to Worcester
2/7/08	Acquired D J.D. Forrest from the Carolina Hurricanes in exchange for future considerations
2/2/08	Reassigned RW Devin Setoguchi to Worcester (AHL)
1/29/08	Acquired LW Jody Shelley from the Columbus Blue Jackets in exchange for a sixth round pick in the 2009 NHL Entry Draft
1/28/08	Recalled RW Devin Setoguchi, C Tomas Plihal, G Thomas Greiss and D Marc-Edouard Vlasic from Worcester (AHL)
1/25/08	Assigned RW Devin Setoguchi, C Tomas Plihal, G Thomas Greiss and D Marc-Edouard Vlasic to Worcester (AHL)
1/20/08	Recalled F Tomas Plihal from Worcester (AHL)
1/18/08	Recalled RW Devin Setoguchi from Worcester (AHL)
1/8/08	Recalled G Thomas Greiss from Worcester (AHL) and assigned G Dimitri Patzold to Worcester
12/28/07	Reassigned RW Devin Setoguchi to Worcester (AHL)
11/29/07	Assigned C Tomas Plihal to Worcester (AHL)
11/26/07	Reassigned G Thomas Greiss to Worcester (AHL) as G Dimitri Patzold was recalled from his conditioning assignment
11/21/07	Signed D Matt Carle to a four-year contract extension
11/19/07	Assigned G Dimitri Patzold to Worcester (AHL) on a conditioning assignment and recalled G Thomas Greiss
11/6/07	Re-assigned LW Lukas Kaspar to Worcester (AHL)
11/2/07	Signed D Sandis Ozolinsh to a one-year contract
10/28/07	Recalled forwards Devin Setoguchi and Lukas Kaspar from Worcester (AHL)
10/12/07	Assigned RW Devin Setoguchi to Worcester (AHL)
9/30/07	Reassigned G Thomas Greiss, RW Graham Mink and LW Lukas Kaspar to Worcester (AHL)

RECORD BOOK

2007-08 Vezina Trophy runner-up Evgeni Nabokov led the National Hockey League in wins (46), was tied for first in appearances (77) and tied for third in goals-against average (2.14).



ALL-TIME SHARKS REGULAR SEASON RECORDS

(& Indicates set NHL Record; \$ Indicates tied NHL Record)

TEAM — GOALS

MOST GOALS, GAME AT HOME — 10, 3/30/02 vs. Columbus (10-2 W)

MOST GOALS, GAME ON ROAD — 10, 1/13/96 at Pittsburgh (10-8 W)

MOST GOALS AGAINST, GAME AT HOME — 11, 11/8/92 vs. Los Angeles (4-11 L)

MOST GOALS AGAINST, GAME ON ROAD — 13, 2/10/93 at Calgary (1-13 L)

MOST GOALS, GAME BY BOTH TEAMS AT HOME — 15 (2 times, most recent — 12/12/92 vs. Quebec [7-8 L OT])

MOST GOALS, GAME BY BOTH TEAMS ON ROAD — 18, 1/13/96 at Pittsburgh (10-8 W)

FEWEST GOALS, GAME AT HOME — 0 (41 times, most recent — 12/18/07 vs. Anaheim [0-2 L])

FEWEST GOALS, GAME ON ROAD — 0 (41 times, most recent — 2/16/07 at Columbus [0-3 L])

FEWEST GOALS ALLOWED, GAME AT HOME — 0 (45 times, most recent — 11/12/07 vs. Phoenix [5-0 W])

FEWEST GOALS ALLOWED, GAME ON ROAD — 0 (42 times, most recent — 3/1/08 at St. Louis [2-0 W])

FEWEST GOALS BY BOTH TEAMS, GAME AT HOME — 0 (4 times, most recent — 10/16/03 vs. Philadelphia [0-0 T])

FEWEST GOALS BY BOTH TEAMS, GAME ON ROAD — 0 (3 times, most recent — 3/26/01 at Los Angeles [0-0 T])

EARLIEST GOAL FROM START OF GAME, FOR — :08, 1/11/00 vs. St. Louis (2-5 L); Stephane Matteau

EARLIEST GOAL FROM START OF 2nd PERIOD, FOR — :12, 11/28/92 at Minnesota (3-10 L); Lyndon Byers

EARLIEST GOAL FROM START OF 3rd PERIOD, FOR — :09, 10/21/93 vs. St. Louis at Sacramento (2-5 L); Bob Errey

EARLIEST GOAL FROM START OF OVERTIME, FOR — :22, 12/3/91 vs. Los Angeles (3-2 W OT); Brian Mullen

EARLIEST GOAL FROM START OF GAME, AGAINST — :14, 11/25/95 vs. Vancouver (7-2 W); Martin Gelinas

EARLIEST GOAL FROM START OF 2nd PERIOD, AGAINST — :12, 10/31/95 vs. N.Y. Rangers (3-5 L); Adam Graves

EARLIEST GOAL FROM START OF 3rd PERIOD, AGAINST — :09, 3/23/95 vs. Anaheim (3-6 L); Bobby Dollas

EARLIEST GOAL FROM START OF OVERTIME, AGAINST — :19, 3/18/07 at Colorado (3-4 L OT); Milan Hejduk

FASTEST 2 GOALS FROM START OF GAME, FOR — :47, 10/22/98 vs. Chicago (2-2 T), O. Nolan, J. Murphy

FASTEST 3 GOALS FROM START OF GAME, FOR — 5:56, 3/29/94 vs. Winnipeg (9-4W), J. Norton, S. Makarov, R. Whitney

FASTEST 4 GOALS FROM START OF GAME, FOR — 6:16, 3/29/94 vs. Winnipeg (9-4 W), J. Norton, S. Makarov, R. Whitney, G. Duchesne

FASTEST 5 GOALS FROM START OF GAME, FOR — 22:21, 2/26/92 vs. Quebec (7-4 W), M. Sullivan, D. Bruce, J.F. Quintin, B. Lawton (2)

FASTEST 6 GOALS FROM START OF GAME, FOR — 22:38, 2/26/92 vs. Quebec (7-4 W), M. Sullivan, D. Bruce, J.F. Quintin, B. Lawton (2), P. Falloon

FASTEST 2 GOALS FROM START OF GAME, AGAINST — 1:05, 12/32/92 at Edmonton (2-4 L), P. Klima, Scott Mellanby

FASTEST 3 GOALS FROM START OF GAME, AGAINST — 6:24, 10/16/91 at Los Angeles (5-8 L), P. Ahola, B. Kudelski (2)

FASTEST 4 GOALS FROM START OF GAME, AGAINST — 9:51, 11/8/92 vs. Los Angeles (4-11 L), L. Robitaille, J. Kurri, C. Millen, L. Robitaille

FASTEST 5 GOALS FROM START OF GAME, AGAINST — 14:11, 12/5/95 at Colorado (2-12 L), V. Kamensky, M. Ricci, P. Forsberg, V. Kamensky, M. Rucinsky

ALL-TIME SHARKS REGULAR SEASON RECORDS

FASTEST 6 GOALS FROM START OF GAME, AGAINST — 19:17, 12/5/95 at Colorado (2-12 L), V. Kamensky, M. Ricci, P. Forsberg, V. Kamensky, M. Rucinsky, J. Sakic

FASTEST 2 GOALS, FOR — :07, 11/5/92 vs. Buffalo (7-5 W); Larry DePalma, Dave Snuggerud

FASTEST 3 GOALS, FOR — :36, 11/3/01 vs. Vancouver (5-1 W), Jeff Jillson, Scott Thornton, Marco Sturm

FASTEST 4 GOALS, FOR — 2:27, 3/29/94 vs. Winnipeg (9-4 W); Jeff Norton, Sergei Makarov, Ray Whitney, Gaetan Duchesne

FASTEST 5 GOALS, FOR — 13:13, 11/4/95 vs. St. Louis (7-3 W); Jamie Baker, Kevin Miller, Owen Nolan, Andrei Nazarov, Ulf Dahlen

FASTEST 2 GOALS, AGAINST — :08, 3/15/00 vs. Buffalo (6-5 W OT), Doug Gilmour, Geoff Sanderson

FASTEST 3 GOALS, AGAINST — :36, 2/10/93 at Calgary (1-13 L); Gary Suter, Chris Lindberg, Ronnie Stern

FASTEST 4 GOALS, AGAINST — 1:21, 2/10/93 at Calgary (1-13 L); Theo Fleury, Gary Suter, Chris Lindberg, Ronnie Stern

FASTEST 5 GOALS, AGAINST — 6:43, 10/21/02 vs. Vancouver (2-5 L); Markus Naslund (3), Brendan Morrison, Trent Klatt

MOST CONSECUTIVE GOALS GAME, FOR — 9, 1/4/07 vs. Detroit (9-4 W)

MOST CONSECUTIVE GOALS GAME, AGAINST — 13, 2/10/93 at Calgary (1-13 L)

MOST GOALS FOR, PERIOD AT HOME — 6, 1/30/96 vs. Hartford (8-2 W), 2nd period

MOST GOALS FOR, PERIOD ON ROAD — 5 (2 times, most recent — 10/27/96 at Chicago, [7-6 W], 1st period)

MOST GOALS AGAINST, PERIOD AT HOME — 6, 12/5/91 vs. Pittsburgh (0-8 L), 2nd period

MOST GOALS AGAINST, PERIOD ON ROAD — 8, 12/17/91 at Pittsburgh (2-10 L), 2nd period

MOST GOALS FOR, BOTH TEAMS, PERIOD — 8 (3 times, most recent — 3/29/98 at Toronto, 3rd period [8-5 W], SJ 4, TOR 4)

TEAM — POINTS

MOST POINTS, GAME — 28, 1/13/96 at Pittsburgh (10-8 W; 10-18=28)

MOST POINTS AGAINST, GAME — 36, 2/10/93 at Calgary (1-13 L)

MOST POINTS GAME BY BOTH TEAMS — 50, 1/13/96 at Pittsburgh (10-8 W); 28 S.J., 22 PIT

FEWEST POINTS, GAME — 0 (82 times, most recent — 12/18/07 vs. Anaheim [0-2 L])

FEWEST POINTS AGAINST, GAME — 0 (87 times, most recent — 3/1/08 at St. Louis [2-0 W])

FEWEST POINTS, GAME BY BOTH TEAMS — 0 (7 times, most recent — 10/16/03 vs. Philadelphia [0-0 T])

TEAM — SHOTS

MOST SHOTS, GAME AT HOME — 49 (2 times, most recent — 3/16/08 vs. Edmonton [1-2 SOL])

MOST SHOTS, GAME ON ROAD — 50, 2/14/04 at Columbus (2-1 W OT)

MOST SHOTS FACED, GAME AT HOME — 59, 12/26/92 vs. Los Angeles (7-2 W)

MOST SHOTS FACED, GAME ON ROAD — 57, 3/5/96 at Colorado (5-3 W)

MOST SHOTS, GAME BY BOTH TEAMS AT HOME — 99, 12/26/92 vs. Los Angeles (7-2 W); 59 L.A., 40 S.J.

MOST SHOTS, GAME BY BOTH TEAMS ON ROAD — 88, 2/14/92 at Buffalo (6-7 L); Buf 49, S.J. 39

FEWEST SHOTS, GAME AT HOME — 9, 11/4/98 vs. Dallas (4-0 W); Dal 21, S.J. 9

FEWEST SHOTS, GAME ON ROAD — 11, 10/26/07 at Detroit (1-5 L); Det 39, S.J. 11

FEWEST SHOTS FACED, GAME AT HOME — 12, 11/7/07 vs. Dallas (1-3 L)

FEWEST SHOTS FACED, GAME ON ROAD — 13 (2 times, most recent — 1/29/08 at Edmonton [3-0 W])

FEWEST SHOTS, GAME BY BOTH TEAMS AT HOME — 29, 11/27/93 vs. Anaheim (1-0 W); 15 ANA, 14 S.J.

FEWEST SHOTS, GAME BY BOTH TEAMS ON ROAD — 33, 11/20/93 at Hartford (3-2 W); 20 HFD, 13 S.J.

MOST SHOTS, PERIOD AT HOME — 26, 10/4/99 vs. Chicago (7-1 W), 3rd period

MOST SHOTS, PERIOD ON ROAD — 22, (2 times, most recent — 1/28/07 at Vancouver [1-3 L], 2nd period

ALL-TIME SHARKS REGULAR SEASON RECORDS

MOST SHOTS, OT AT HOME — 6, 4/6/03 vs. Phoenix (3-3 T)

MOST SHOTS, OT ON ROAD — 8, 11/1/92 at Chicago (4-4 T)

MOST SHOTS FACED, PERIOD AT HOME — 25, 3/6/92 vs. Pittsburgh (3-7 L), 1st period

MOST SHOTS FACED, PERIOD ON ROAD — 25 (2 times, most recent — 3/5/96 at Colorado [5-3 W], 3rd period)

MOST SHOTS FACED, OT AT HOME — 6, 11/2/95 vs. New Jersey (3-3 T)

MOST SHOTS FACED, OT ON ROAD — 7 (2 times, most recent — 1/4/01 at Colorado [2-2 T])

FEWEST SHOTS, PERIOD AT HOME — 0, 2/26/98 vs. St. Louis (3-1 W), 3rd period

FEWEST SHOTS, PERIOD ON ROAD — 0, 1/24/96 at Detroit (2-4 L), 2nd period

FEWEST SHOTS FACED, PERIOD AT HOME — 0, (3 times, most recent — 3/21/08 vs. Anaheim (2-1 W), 3rd period)

FEWEST SHOTS FACED, PERIOD ON ROAD — 0, 11/23/02 at Pittsburgh (1-4 L), 3rd period

LARGEST MARGIN OUTSHOOTING, HOME — 30, 11/7/07 vs. Dallas [1-3 L], Dal 13 DAL, S.J. 43

LARGEST MARGIN OUTSHOOTING, ROAD — 26 (3 times, most recent — 1/29/08 at Edmonton [3-0 W], Edm 13, S.J. 39)

LARGEST MARGIN OUTSHOT, HOME — 29, 1/11/94 vs. Los Angeles (2-2 T); 39 L.A., 10 S.J.

LARGEST MARGIN OUTSHOT, ROAD — 31, 3/5/96 at Colorado (5-3 W); 57 COL, 26 S.J.

TEAM — SPECIAL TEAMS

MOST PPG FOR, GAME AT HOME — 6, 1/4/07 vs. Detroit (9-5 W), 6 of 9

MOST PPG FOR, GAME ON ROAD — 4, (2/19/95 at Anaheim [7-4 W], 4 of 5)

MOST PPG AGAINST, GAME AT HOME — 5 (2 times, most recent — 12/5/92 vs. Pittsburgh [4-9 L], 5 of 7)

MOST PPG AGAINST, GAME ON ROAD — 5 (3 times, most recent — 2/18/04 at Nashville [3-7 L], 5 of 7)

MOST PPG FOR, PERIOD, AT HOME — 4, 1/4/07 vs. Detroit (9-5 W), 3rd period

MOST PPG FOR, PERIOD, ON ROAD — 3, 12/19/95 at Anaheim (7-4 W), 2nd period

MOST PPG AGAINST, PERIOD, AT HOME — 3 (2 times, most recent — 4/07/01 vs. Dallas [4-5 L]), 2nd period

MOST PPG AGAINST, PERIOD, ON ROAD — 4 (2 times, most recent — 1/14/06 at Montreal [2-6 L]), 2nd period

MOST PPG, GAME BY BOTH TEAMS AT HOME — 7 (3 times, most recent — 1/6/07 vs. Columbus [5-2 W]); 2 CBJ, 5 S.J.

MOST PPG, GAME BY BOTH TEAMS ON ROAD — 7, 1/11/92 at Minnesota (4-7 L); 4 MIN, 3 S.J.

MOST PP ATTEMPTS FOR, GAME AT HOME — 13, (10/21/06 vs. Detroit (5-1 W), 5 of 13)

MOST PP ATTEMPTS FOR, GAME ON ROAD — 10 (2 times, most recent, 10/12/06 at Edmonton [4-6 L]), 3 of 10

MOST PP ATTEMPTS AGAINST, GAME AT HOME — 11, 12/5/91 vs. Pittsburgh (0-8 L), 5 of 11

MOST PP ATTEMPTS AGAINST, GAME ON ROAD — 13, 3/6/01 at Tampa Bay (1-2 L OT), 0 of 13

MOST PP ATTEMPTS, GAME, BOTH TEAMS AT HOME — 19 (5 times, most recent — 10/21/06 vs. Detroit [5-1 W]; DET: 1 of 6, SJ: 5 of 13)

MOST PP ATTEMPTS, GAME, BOTH TEAMS ON ROAD — 21, 3/6/01 at Tampa Bay (1-2 L OT), SJ: 0 of 9, TB: 0 of 13

MOST CONSECUTIVE GAMES SCORING PPG — 8 (3 times, most recent — 3/20/94 vs. Los Angeles thru 4/2/94 vs. Vancouver [13 of 46])

MOST CONSECUTIVE GAMES ALLOWING PPG — 13, 11/22/95 at Detroit thru 12/19/95 at Anaheim (17 of 68)

MOST CONSECUTIVE GAMES NOT SCORING A PPG — 7, 10/4/97 vs. Chicago thru 10/18/97 at Phoenix (0 for 34)

MOST CONSECUTIVE GAMES NOT ALLOWING A PPG — 11, 2/12/03 at Columbus thru 3/6/03 vs. Montreal (0 for 44)

ALL-TIME SHARKS REGULAR SEASON RECORDS

MOST CONSECUTIVE CHANCES NOT SCORING PPG — 41, 10/4/97 vs. Chicago thru 10/18/97 at Phoenix
MOST CONSECUTIVE CHANCES NOT ALLOWING PPG — 45, 2/12/03 at Columbus thru 3/8/03 at Phoenix

MOST SHG, GAME — 3, 10/18/96 at Anaheim (4-1 W)

MOST SHG ALLOWED, GAME — 2 (12 times, most recent — 1/16/06 vs. Montreal [2-6 L])

MOST SHG, PERIOD — 2, (3 times, most recent — 3/15/00 vs. Buffalo (6-5 W OT), Owen Nolan, Marco Sturm), 1st period

MOST SHG ALLOWED, PERIOD — 2 (3 times, most recent — 1/14/06 @ Montreal [2-6 L]) 2nd period

MOST CONSECUTIVE GAMES SCORING A SH GOAL — 4, 12/1/96 at St. Louis thru 12/11/96 vs. Washington (Bernie Nicholls, Marty McSorley, Ron Sutter, Tony Granato)

MOST CONSECUTIVE GAMES ALLOWING A SH GOAL — 3, 11/10/95 vs. Pittsburgh thru 11/14/95 vs. N.Y. Islanders (Ron Francis, Sergei Fedorov, Dan Plante)

MOST PENALTIES FOR, GAME AT HOME — 18 (4 times, most recent — 10/4/99 vs. Chicago [7-1 W], 99 PIM)

MOST PENALTIES FOR, GAME ON ROAD — 21, 1/26/93 at Los Angeles (1-7 L), 92 PIM

MOST PENALTIES AGAINST, GAME AT HOME — 22, 2/18/93 vs. Winnipeg (5-3 W), 82 PIM

MOST PENALTIES AGAINST, GAME ON ROAD — 18, 10/13/91 at Chicago (3-7 L)

MOST PIM FOR, GAME AT HOME — 102, 2/5/97 vs. Los Angeles (3-2 W), 17 penalties

MOST PIM FOR, GAME ON ROAD — 95, 4/6/08 at Dallas (2-4 L), 20 penalties

MOST PIM AGAINST, GAME AT HOME — 88, 2/5/97 vs. Los Angeles (3-2 W), 14 penalties

MOST PIM AGAINST, GAME ON ROAD — 75, 2/13/97 at Chicago (3-7 L), 17 penalties

FEWEST PENALTIES FOR, GAME AT HOME — 1 (8 times, most recent — 11/2/07 vs. Los Angeles [2-5 L]), 2 PIM

FEWEST PENALTIES FOR, GAME ON ROAD — 0 (2 times, most recent — 3/6/07 at Minnesota [3-0 W]), 0 PIM

FEWEST PENALTIES AGAINST, GAME AT HOME — 1 (4 times, most recent — 3/30/08 vs. Phoenix [3-1 W]), 2 PIM

FEWEST PENALTIES AGAINST, GAME ON ROAD — 1 (10 times, most recent — 3/9/08 at Minnesota [3-2 WSO]), 2 PIM

FEWEST PIM FOR, GAME AT HOME — 2 (7 times, most recent — 11/2/07 vs. Los Angeles [2-5 L]), 1 penalty

FEWEST PIM FOR, GAME ON ROAD — 0 (2 times, most recent — 3/6/07 at Minnesota [3-0 W])

FEWEST PIM AGAINST, GAME AT HOME — 2 (4 times, most recent — 3/30/08 vs. Phoenix [3-1 W]), 1 penalty

FEWEST PIM AGAINST, GAME ON ROAD — 2 (9 times, most recent — 3/9/08 at Minnesota [3-2 WSO]), 1 penalty

MOST PENALTY MINUTES, GAME BY BOTH TEAMS, HOME — 190, 2/5/97 vs. Los Angeles (3-2 W); L.A. 88, S.J. 102

MOST PENALTY MINUTES, GAME BY BOTH TEAMS, ROAD — 160, 4/6/08 at Dallas (2-4 L); Dal 65, S.J. 95

FEWEST PENALTY MINUTES, GAME BY BOTH TEAMS, HOME — 6 (2 times, most recent — 3/30/08 vs. Phoenix [3-1 W]); Phx 2, S.J. 4

FEWEST PENALTY MINUTES, GAME BY BOTH TEAMS, ROAD — 6 (4 times, most recent — 3/9/08 at Minnesota [3-2 WSO]); Min 2, S.J. 4

FEWEST PENALTIES, GAME BY BOTH TEAMS, HOME — 3 (2 times, most recent — 3/30/08 vs. Phoenix [2-4 L]); S.J. 2, Phx 1

FEWEST PENALTIES, GAME BY BOTH TEAMS, ROAD — 3 (4 times, most recent — 3/9/08 at Minnesota [3-2 WSO]); S.J. 2, Min 1

TEAM — STREAKS

LONGEST WINNING STREAK, OVERALL — 11 games (2/21/08 at Philadelphia thru 3/14/08 vs. St. Louis)

ALL-TIME SHARKS REGULAR SEASON RECORDS

LONGEST WINNING STREAK, HOME — 8 games, 1/28/04 vs. Calgary thru 3/3/04 vs. Montreal
LONGEST WINNING STREAK, ROAD — 10 games, 11/14/07 at Dallas thru 12/31/07 at Minnesota

MOST CONSECUTIVE GAMES RECORDING A POINT, OVERALL — 20, 2/21/08 at Philadelphia thru 4/1/08 vs. Los Angeles (18-0-2)

MOST CONSECUTIVE GAMES RECORDING A POINT, HOME — 14 (2 times, most recent — 11/13/03 vs. St. Louis thru 1/10/04 vs. Atlanta [9-0-3-2])

MOST CONSECUTIVE GAMES RECORDING A POINT, ROAD — 14, 10/29/07 at Dallas thru 1/13/08 at Anaheim (12-0-2)

LONGEST LOSING STREAK, OVERALL — 17 games, 1/4/93 at Montreal (at Sacramento) thru 2/12/93 at Edmonton

LONGEST LOSING STREAK, HOME — 9 games, 11/19/92 vs. Toronto thru 12/19/92 vs. Vancouver

LONGEST LOSING STREAK, ROAD — 19 games, 11/27/92 at Winnipeg thru 2/12/93 at Edmonton

LONGEST WINLESS STREAK, OVERALL — 20 games, 12/29/92 at Vancouver thru 2/12/93 at Edmonton (0-19-1)

LONGEST WINLESS STREAK, HOME — 11 games, 3/29/03 vs. Dallas thru 11/18/03 vs. N.Y. Rangers (0-4-6-1) *(carries over 2002-03 and 2003-04 seasons)*

LONGEST WINLESS STREAK, ROAD — 19 games, 11/27/92 at Winnipeg thru 2/12/93 at Edmonton (0-19-0)

LONGEST SCORELESS STREAK, FOR — 171:22, 2/13/07 at St. Louis (3rd period) thru 2/18/07 at Dallas (3rd period)

LONGEST SCORELESS STREAK, OPPONENT — 167:16, 3/2/07 at Anaheim (3rd period) thru 3/9/07 vs. Vancouver (3rd period)

WIDEST MARGIN OF VICTORY, HOME — 6 goals (8 times, most recent — 3/13/07 vs. Chicago [7-1 W])

WIDEST MARGIN OF VICTORY, ROAD — 8 goals (2 times, most recent — 12/4/00 at Calgary [8-0 W])

WIDEST MARGIN OF DEFEAT, HOME — 8 goals (2 times, most recent — 11/10/95 vs. Pittsburgh [1-9 L])

WIDEST MARGIN OF DEFEAT, ROAD — 12 goals, 2/10/93 at Calgary (1-13 L)

MOST CONSECUTIVE OVERTIME GAMES — 3 (3 times, most recent — 10/29/05 vs. Calgary [3-2 W], 11/2/05 vs. Nashville [3-2 W], 11/4/05 @ Anaheim [1-0 W])

MOST CONSECUTIVE GAME WITHOUT GOING TO OVERTIME — 49, 10/7/06 vs. New York Islanders thru 1/26/07 at Edmonton &

MOST CONSECUTIVE GAMES WITHOUT RECORDING A TIE — 49, 1/4/93 at Montreal (at Sacramento) thru 10/14/93 vs. Calgary

MOST CONSECUTIVE GAMES WITHOUT BEING SHUTOUT — 62, 4/19/95 at Dallas thru 2/10/96 at Los Angeles

MOST HAT TRICKS IN A GAME — 2, Owen Nolan and Jeff Friesen, 10/4/99 vs. Chicago (7-1 W)

MOST CONSECUTIVE GAMES SCORING A HAT TRICK — None

MOST CONSECUTIVE GAMES ALLOWING A HAT TRICK — 4, 2/9/92 thru 2/15/92; John Druce (WSH), Stephan Lebeau (MTL), Dale Hawerchuk (BUF), Jimmy Carson (DET)

INDIVIDUAL

MOST POINTS, GAME — 6, Owen Nolan, (3-3=6) 10/4/99 vs. Chicago (7-1 W)

MOST GOALS, GAME — 4, Owen Nolan, 12/19/95 at Anaheim (7-4 W)

MOST ASSISTS, GAME — 4 (13 times, most recent — Joe Thornton, 4/1/07 vs. Los Angeles [6-2 W])

MOST PPG, GAME — 3 (2 times, most recent — Ryane Clowe, 1/6/07 vs. Columbus [5-2 W])

MOST SHG, GAME — 2 (2 times, most recent — Marco Sturm, 10/14/00 vs. Boston [5-2 W])

MOST SHOTS, GAME — 10 (2 times, most recent — Christian Ehrhoff, 3/11/06 vs. Nashville [3-2 W])

MOST PENALTIES, GAME — 8, Link Gaetz, 3/6/92 vs. Pittsburgh (3-7 L), 27 PIM

MOST PIM, GAME — 41, Jody Shelley, 4/6/08 at Dallas (2-4 L), 7 penalties

BEST PLUS/MINUS, GAME — +6, Michal Sykora, 10/6/96 at Los Angeles (7-6 W)

WORST PLUS/MINUS, GAME — -7, Doug Wilson, 2/3/93 vs. Minnesota (3-7 L)

MOST POINTS, PERIOD — 4 (3 times, most recent — Joe Thornton (3-1=4), 3/25/08 at Phoenix [4-5 LOT] 3rd period)

ALL-TIME SHARKS REGULAR SEASON RECORDS

MOST GOALS, PERIOD — 3 (4 times, most recent — Joe Thornton (3-1=4), 3/25/08 at Phoenix [4-5 LOT] 3rd period)

MOST ASSISTS, PERIOD — 4, Joe Thornton (0-4=4), 4/1/07 vs. Los Angeles (6-2 W, 2nd period)

MOST PPG, PERIOD — 3, Owen Nolan, 12/19/95 at Anaheim (7-4 W, 2nd period)

MOST SHG, PERIOD — 2, Jamie Baker, 1/6/96 at Los Angeles (5-7 L, 3rd period)

MOST SHOTS, PERIOD — 6 (14 times, most recent — Jonathan Cheechoo, 2/6/07 vs. Anaheim [4-7 L] 3rd period)

MOST PENALTIES, PERIOD — 6, Jeff Odgers, 1/26/93 at Los Angeles [1-7 L], 1st period, 37 PIM

MOST PIM, PERIOD — 37 (2 times, most recent — Marty McSorley, 3/24/97 vs. Edmonton [1-5 L], 3rd period) 5 penalties

MOST POINTS BY OPPONENT, GAME — 7, Mario Lemieux (1-6=7), 12/5/92 vs. Pittsburgh (4-9 L)

MOST GOALS BY OPPONENT, GAME — 5, Mike Ricci, 2/17/94 vs. Quebec (2-8 L)

MOST ASSISTS BY OPPONENT, GAME — 6, Mario Lemieux, 12/5/92 vs. Pittsburgh (4-9 L)

MOST PPG BY OPPONENT, GAME — 3 (2 times, most recent, Steve Sullivan, 2/18/04 at Nashville [3-7 L])

MOST SHG BY OPPONENT, GAME — 2, Brendan Shanahan, 10/4/01 vs. Detroit (3-4 L OT)

MOST SHOTS BY OPPONENT, GAME — 14, John Tucker, 12/16/92 vs. Tampa Bay (4-5 L OT)

MOST PENALTIES BY OPPONENT, GAME — 6, (2 times, most recent — Doug Weight, 12/28/00 vs. Edmonton [2-2 T])

MOST PIM BY OPPONENT, GAME — 39, Doug Weight, 12/28/00 vs. Edmonton (2-2 T)

BEST PLUS/MINUS BY OPPONENT, GAME — +9, Theo Fleury, 2/10/93 at Calgary, (1-13 L)

WORST PLUS/MINUS BY OPPONENT, GAME — -5, Tom Poti and Roman Hamrlík, 12/23/98 at Edmonton (5-3 W)

MOST POINTS BY OPPONENT, PERIOD — 4 (3 times, most recent — Stephane Richer [3-1=4], 3/29/93 at N.J. [0-5 L], 2nd period)

MOST GOALS BY OPPONENT, PERIOD — 3 (10 times, most recent — Ryan Smyth, 10/12/06 at Edmonton [4-6 L], 3rd period)

MOST ASSISTS BY OPPONENT, PERIOD — 3 (18 times, most recent — Darren McCarty, 11/21/96 vs. Detroit [1-6 L], 1st period)

MOST PPG BY OPPONENT, PERIOD — 2 (11 times, most recent — Ryan Smyth, 10/12/06 at Edmonton [4-6 L], 3rd period)

MOST SHG BY OPPONENT, PERIOD — 2, Kirk Maltby, 10/10/02 vs. Detroit (3-6 L)

MOST SHOTS BY OPPONENT, PERIOD — 8, Jeremy Roenick, 2/11/94 vs. Chicago (4-3 W), 2nd period

MOST PENALTIES BY OPPONENT, PERIOD — 6, Doug Weight, 12/28/00 vs. Edmonton (2-2 T), 1st period

MOST PIM BY OPPONENT, PERIOD — 39, Doug Weight, 12/28/00 vs. Edmonton (2-2 T), 1st period

MOST CONSECUTIVE GAMES, GOAL — 6, (4 times, most recent — Owen Nolan 1/20/03 thru 1/30/03)

MOST CONSECUTIVE GAMES, ASSIST — 8 (4 times, most recent — Joe Thornton [2-12=14], 3/7/06 thru 3/21/06)

MOST CONSECUTIVE GAMES, POINT — 12 (2 times, most recent — Jonathan Cheechoo (10-9=19), 12/26/05 thru 1/24/06)

MOST CONSECUTIVE GAMES PLAYED — 247, Vincent Damphousse, 4/08/01 thru 4/04/04

FASTEST 2 GOALS, FOR — :17 Brad Stuart, 4/04/04 vs. Los Angeles (4-3 W OT)

FASTEST 3 GOALS, FOR — 13:00, Owen Nolan, 12/19/95 at Anaheim (7-4 W)

FASTEST 4 GOALS, FOR — 32:35, Owen Nolan, 12/19/95 at Anaheim (7-4 W)

FASTEST 2 GOALS, AGAINST — :14, Ryan Smyth, 10/12/06 at Edmonton (4-6 L)

FASTEST 3 GOALS, AGAINST — 2:01, Ryan Smyth, 10/12/06 at Edmonton (4-6 L)

FASTEST 4 GOALS, AGAINST — 10:48, Mike Ricci, 2/17/94 vs. Quebec (2-8 L)

FASTEST 5 GOALS, AGAINST — 40:16, Mike Ricci, 2/17/94 vs. Quebec (2-8 L)

GOALTENDERS

SHARKS

MOST MINUTES, GAME — 65:00 (72 times, most recent — Evgeni Nabokov, 3/9/08 at Minnesota [3-2 WSO])

FEWEST GOALS ALLOWED, GAME — 0 (87 times, most recent — Brian Boucher, 3/1/08 at St. Louis [2-0 W])

MOST GOALS ALLOWED, GAME — 11, Arturs Irbe, 11/8/92 vs. Los Angeles (4-11 L)

MOST GOALS ALLOWED, PERIOD — 8, Jarmo Myllys, 12/17/91 at Pittsburgh (2-10 L), 2nd period

MOST SHOTS FACED, GAME — 59, Jeff Hackett, 12/26/92 vs. Los Angeles (7-2 W)

ALL-TIME SHARKS REGULAR SEASON RECORDS

MOST SHOTS FACED, PERIOD — 25 (3 times, most recent - Wade Flaherty, 3/5/96 at Colorado [5-3 W], 3rd period)

MOST SAVES, GAME — 57, Jeff Hackett, 12/26/92 vs. Los Angeles (7-2 W)

MOST SAVES PERIOD — 24, Wade Flaherty, 3/5/96 at Colorado (5-3 W), 3rd period

FEWEST SHOTS FACED, GAME — 12, Evgeni Nabokov, 11/7/07 vs. Dallas [1-3 L]

FEWEST SHOTS FACED, PERIOD — 0 (4 times, most recent — Evgeni Nabokov, 3/21/08 vs. Anaheim [2-1 W], 3rd period)

MOST PENALTIES, GAME — 3 (2 times, most recent — Steve Shields, 10/4/99 vs. Chicago [7-1 W])

MOST PIM, GAME — 17, Steve Shields, 10/4/99 vs. Chicago, 3 penalties [7-1 W]

MOST POINTS, GAME — 2, Vesa Toskala, 2/3/07 vs. Chicago (4-2 W)

LONGEST SHUTOUT STREAK — 166:07, Evgeni Nabokov, 3/2/07 at Anaheim (3rd period) thru 3/9/07 vs. Vancouver (3rd Period)

MOST SHUTOUTS, SEASON — 8, Evgeni Nabokov, 2003-04

MOST CONSECUTIVE STARTS — 50, Evgeni Nabokov, 3/24/07 at Carolina thru 1/12/08 vs. Toronto (30-12-7)

MOST CONSECUTIVE WINS IN A SINGLE SEASON — 10, Evgeni Nabokov, 2/21/08 at Philadelphia thru 3/14/08 vs. St. Louis

LONGEST UNBEATEN STREAK — 12, (Vesa Toskala, 4/3/06 at Dallas thru 10/23/06 at Columbus [12-0-0])

LONGEST WINLESS STREAK — 19, (0-18-1) Jeff Hackett, 12/30/02 vs. Philadelphia thru 4/01/93 vs. Winnipeg

OPPONENTS

MOST MINUTES, GAME BY OPPONENT — 65:00 (82 times, most recent — Dwayne Roloson, 3/16/08 vs. Edmonton [1-2 LSO])

FEWEST GOALS ALLOWED, GAME BY OPPONENT — 0 (82 times, most recent — J.S. Giguere, 12/18/07 vs. Anaheim [0-2 L])

MOST GOALS ALLOWED, GAME BY OPPONENT — 10, Tom Barrasso, 1/13/96 at Pittsburgh (10-8 W)

MOST GOALS ALLOWED, PERIOD BY OPPONENT — 5, 4 times, most recent — Patrick Lalime, 3/07/02 vs. Ottawa (5-2 W), 2nd period

MOST SHOTS FACED, GAME BY OPPONENT — 50, Marc Denis, 2/14/04 at Columbus (2-1 W OT)

MOST SHOTS FACED, PERIOD BY OPPONENT — 25, Garth Snow, 10/13/97 vs. Philadelphia (2-3 L), 2nd period

MOST SAVES, GAME BY OPPONENT — 4 (82 times, most recent — Dwayne Roloson, 3/16/08 vs. Edmonton [1-2 L SO])

MOST SAVES, PERIOD BY OPPONENT — 25, Garth Snow, 10/13/97 vs. Philadelphia (2-3 L), 2nd period

FEWEST SHOTS FACED BY OPPONENT, GAME — 10, Kelly Hrudey, 1/11/94 vs. Los Angeles (2-2 T)

FEWEST SHOTS FACED BY OPPONENT, PERIOD — 0 (2 times, most recent — Jamie McLennan, 2/26/98 vs. St. Louis (3-1 W), 3rd period)

MOST PENALTIES, GAME BY OPPONENT — 2, (3 times, most recent) Marty Turco, 4/9/06 vs. Dallas (4-1 W)

MOST PIM, GAME BY OPPONENT — 10 (2 times, most recent — Ed Belfour, 2/11/94 vs. Chicago [4-3 W])

MOST POINTS, GAME BY OPPONENT — 3 (0-3=3), Jeff Reese, 2/10/93 at Calgary (1-13 L) &

KEY: (& - NHL RECORD; \$ - TIES AN NHL RECORD)

SHARKS ALL-TIME ROSTER

SKATERS

-A-

	Years	Pos.	No.	GP	G	A	PTS	PIM
Ahola, Peter	1992-93	D	21	20	2	3	5	16
	Acquired from Pittsburgh in exchange for future considerations, Feb. 26, 1993. Traded to Tampa Bay in exchange for Dave Capuano, June 19, 1993.							
Anderson, Perry	1991-92	LW	27	48	4	8	12	143
	Signed as free agent, July 8, 1991. Released, July 23, 1992.							
Andersson, Niklas	1997-98	LW	34	5	0	0	0	2
	Signed as free agent, Sept. 10, 1997. Became free agent, July 1, 1998.							

-B-

Baker, Jamie	1993-96, 98	C	13	187	35	27	62	139
	Signed as free agent, Aug. 18, 1993. Traded to Toronto with a fifth round selection (110th overall) in the 1996 NHL Entry Draft in exchange for Todd Gill, June 14, 1996. Signed as a free agent, September 1998. Released, Oct. 18, 1998.							
Bancroft, Steve	2001-02	D	3	5	0	1	1	2
	Signed as a free agent, July 10, 2001. Became free agent, July 1, 2002.							
Barber, Don	1991-92	LW	37	12	1	3	4	2
	Acquired from Quebec in exchange for Murray Garbutt, March 7, 1992. Released, Jan. 15, 1993.							
Bautin, Sergei	1995-96	D	28	1	0	0	0	2
	Signed as a free agent, Oct. 11, 1995. Became free agent, July 1, 1996.							
Bawa, Robin	1992-93	RW	26	42	5	0	5	47
	Acquired from Vancouver in exchange for Rick Lessard, Dec. 15, 1992. Selected by Anaheim in Expansion Draft, June 24, 1993.							
Beaufait, Mark	1992-93	C	40	5	1	0	1	0
	Selected seventh overall in the NHL Supplemental Draft, June 22, 1991. Became free agent, July 1, 1994.							
Berezan, Perry	1991-93	C	16	94	15	11	26	58
	Signed as free agent, Oct. 10, 1991. Became free agent, June 10, 1993.							
Bernier, Steve	2005-08	RW	26/46	160	42	39	81	126
	Selected in the first round (16th overall) of the 2003 NHL Entry Draft. Traded to Buffalo, along with a first round selection (26th overall) in the 2008 NHL Entry Draft in exchange for Brian Campbell and a seventh round selection (194th overall, Drew Daniels) in the 2008 NHL Entry Draft, Feb. 26, 2008.							
Bell, Mark	2006-07	LW	7	71	11	10	21	83
	Acquired from Chicago in exchange for Tom Preissing and Josh Hennessy, July 10, 2006. Traded to Toronto, along with Vesa Toskala, in exchange for a first round selection (13th overall — traded to St. Louis, June 22, 2007) in the 2007 NHL Entry Draft, a second round selection (44th overall — traded to St. Louis, June 22, 2007) and a fourth round selection (traded to Nashville, June 21, 2008) in the 2009 NHL Entry Draft, June 22, 2007.							
Bodger, Doug	1995-97	D	3/5	164	9	40	49	146
	Acquired from Buffalo in exchange for Vaclav Varada, rights to Martin Spahnel, Philadelphia's fourth round selection (106th overall) in the 1996 Entry Draft and Philadelphia's first round selection in the 1996 NHL Entry Draft (24th overall) (all previously acquired from Philadelphia in exchange for Pat Falloon), Nov. 16, 1995. Traded to New Jersey with Dody Wood in exchange for John MacLean and Ken Sutton, Dec. 7, 1997.							
Boyes, Brad	2003-04	C	24	1	0	0	0	2
	Acquired from Toronto along with Alyn McCauley and a first round selection (21st overall) in the 2003 NHL Entry Draft in exchange for Owen Nolan, March 5, 2003. 21st overall selection in 2003, along with a fourth round selection							

SHARKS ALL-TIME ROSTER

	Years	Pos.	No.	GP	G	A	PTS	PIM
	(compensatory pick for Theoren Fleury) later traded to Boston in exchange for a first round selection (16th overall, Steve Bernier) in the 2003 NHL Entry Draft, June 21, 2003. Boyes traded to Boston in exchange for D Jeff Jillson, March 9, 2003. Jillson was immediately shipped to Buffalo, along with a ninth round selection in the 2005 NHL Entry Draft, in exchange for Curtis Brown and Andy Delmore. Delmore was traded to Boston to complete the transaction.							
Bozek, Steve	1991-92	LW/C	14	58	8	8	6	27
	Signed as free agent, Aug. 9, 1991. Released, July 23, 1992.							
Bradley, Matt	2000-03	RW	28/44	121	12	17	29	99
	Selected in the fourth round (102nd overall) of the 1996 NHL Entry Draft. Traded to Pittsburgh in exchange for Wayne Primeau on March 11, 2003.							
Brennan, Richard	1997-98	D	7	11	1	2	3	2
	Signed as free agent, July 9, 1997. Traded to New York Rangers in exchange for Jason Muzzatti, March 24, 1998.							
Brown, Curtis	2003-04, 06-08	C	37	123	15	18	33	72
	Acquired from Buffalo along with Andy Delmore in exchange for D Jeff Jillson and a ninth round selection in the 2005 NHL Entry Draft, March 9, 2003. Jillson acquired previously from Boston in exchange for C Brad Boyes. Delmore was sent to Boston from San Jose to complete the transaction. Became a free agent, July 1, 2004. Signed as free agent, July 3, 2006. Became a free agent, July 1, 2008.							
Brown, Dave	1995-96	RW	21	37	3	1	4	46
	Signed as free agent, Aug. 10, 1995. Retired, June 18, 1996.							
Bruce, David	1991-94	LW/RW	15	79	24	19	43	79
	Acquired from St. Louis in Expansion Draft, May 30, 1991. Released, Aug. 30, 1994.							
Burr, Shawn	1997-99	LW	7/28	60	6	7	13	79
	Acquired from Tampa Bay in exchange for a fifth round selection (108th overall) in the 1997 NHL Entry Draft, June 21, 1997. Traded along with Bill Houlder, Andrei Zyuzin and Stephen Guolla to Tampa Bay in exchange for Niklas Sundstrom and a third round selection (74th overall) in the 2000 NHL Entry Draft, Aug. 4, 1999. 74th overall selection later traded to Chicago, along with an additional second round selection in 2000 (49th overall) in exchange for a second round selection in 2000 (41st overall, Tero Maatta), June 24, 2000.							
Butsayev, Viacheslav	1993-95	C	9	18	2	2	4	10
	Acquired from Philadelphia in exchange for Rob Zettler, Feb. 1, 1994. Became free agent, July 1, 1995.							
Byakin, Ilya	1994-95	D	3	13	0	5	5	14
	Signed as free agent, Sept. 4, 1994. Became free agent, July 1, 1995.							
Byers, Lyndon	1992-93	RW	22	18	4	1	5	122
	Signed to a tryout contract, Nov. 5, 1992. Placed on waivers for purpose of unconditional release, Feb. 19, 1993.							
-C-								
Caloun, Jan	1995-99	RW	43/91	13	8	3	11	0
	Selected in fourth round (75th overall) of the 1992 NHL Entry Draft. Traded to Columbus along with a ninth round selection (278th overall) in the 2000 NHL Entry Draft in exchange for future considerations (protection of Evgeni Nabokov in the 2000 NHL Expansion Draft), June 12, 2000.							
Campbell, Brian	2007-08	D	51	20	3	16	19	8
	Acquired from Buffalo, along with a seventh round selection (194th overall, Drew Daniels) in the 2008 NHL Entry Draft, in exchange for Steve Bernier and a first round selection (26th overall) in the 2008 NHL Entry Draft, Feb. 26, 2008. Became a free agent, July 1, 2008.							
Capuano, Dave	1993-94	C	27	4	0	1	1	0
	Acquired from Tampa Bay in exchange for Peter Ahola, June 19, 1993. Traded to Boston in exchange for future considerations, Nov. 5, 1993.							

SHARKS ALL-TIME ROSTER

	Years	Pos.	No.	GP	G	A	PTS	PIM
Carkner, Matt	2005-06	D	43	1	0	1	1	2
	Signed as free agent, June 7, 2001. Became free agent, July 1, 2006.							
Carle, Matthew	2005-08	D	25/18	151	16	47	63	70
	Selected in the second round (47th overall) in the 2003 NHL Entry Draft. Traded with Ty Wishart, San Jose's first round selection in the 2009 NHL Entry Draft and San Jose's fourth round selection in the 2010 NHL Entry Draft in exchange for Dan Boyle and Brad Lukowich, July 4, 2008.							
Carter, John	1991-93	LW	20	59	7	9	16	81
	Signed as free agent, Aug. 22, 1991. Became free agent, July 1, 1993.							
Cavanagh, Tom*	2007-08	C	47	1	0	1	1	0
	Selected in the sixth round (182nd overall) of the 2001 NHL Entry Draft.							
Cheechoo, Jonathan*	2002-08	RW	14	374	153	109	262	245
	Selected in the second round (29th overall) of the 1998 NHL Entry Draft.							
Clowe, Ryane*	2005-08	LW	29	108	19	27	46	118
	Selected in the sixth round (175th overall) of the 2001 NHL Entry Draft.							
Colman, Mike	1991-93	D	34	15	0	1	1	32
	Signed as free agent, Sept. 3, 1991. Deceased, April 5, 1994.							
Corriveau, Yvon	1992-93	LW	21/11	20	3	7	10	0
	Acquired from Washington in NHL Waiver Draft, Oct. 4, 1992. Traded to Hartford as the future considerations in Oct. 9, 1992 trade for Michel Picard, Jan. 21, 1993.							
Courtenay, Ed	1991-93	RW	39	44	7	13	20	10
	Acquired from Minnesota in Dispersal Draft, May 30, 1991. Released, Aug. 30, 1994.							
Coxe, Craig	1991-92	LW	21	10	2	0	2	19
	Acquired from Vancouver in Expansion Draft, May 30, 1991. Became free agent, Sept. 21, 1992.							
Craig, Mike	98-99, 01-02	RW	26/25	3	0	0	0	2
	Signed as free agent, July 13, 1998. Became free agent, July 1, 2000. Signed as free agent, Sept. 5, 2001. Became free agent, July 1, 2002.							
Craigwell, Dale	1991-94	C	33	98	11	18	29	28
	Selected in 10th round (199th overall) of 1991 NHL Entry Draft. Became free agent, July 1, 1995.							
Craven, Murray	1997-00	LW/C	32/22	129	16	29	45	47
	Acquired from Chicago in exchange for Petri Varis and a sixth round selection (158th overall) in the 1998 NHL Entry Draft. Contact bought out, Jan. 20, 2000.							
Cronin, Shawn	1993-95	D	44	63	0	4	4	137
	Acquired from Philadelphia in exchange for future considerations, Aug. 5, 1993. Released, Aug. 1, 1995.							
-D-								
Dahlen, Ulf	1993-97	RW	22	161	41	52	93	46
	Acquired with a seventh round selection (167th overall, Brad Mehalko) in the 1995 NHL Entry Draft from Dallas in exchange for Mike Lalor and Doug Zmolek, March 19, 1994. Traded with Michal Sykora and Chris Terreri to Chicago in exchange for Ed Belfour, Jan. 25, 1997.							
Damphousse, Vincent	1998-04	C	25	385	92	197	289	316
	Acquired from Montreal in exchange for a fifth round selection (145th overall, previously acquired from Phoenix on June 27, 1998) in the 1999 NHL Entry Draft, a first round selection (16th overall) in the 2000 NHL Entry Draft and a second round selection (53rd overall) in the 2001 NHL Entry Draft, March 23, 1999. Became free agent, July 1, 2004.							
Darche, Mathieu	2006-07	RW	49	2	0	0	0	0
	Signed as free agent, July 10, 2006. Became free agent, July 1, 2007.							

SHARKS ALL-TIME ROSTER

	Years	Pos.	No.	GP	G	A	PTS	PIM
Davison, Rob	2002-08	D	38/5	176	2	12	14	238
	Selected in the fourth round (98th overall) of the 1998 NHL Entry Draft. Traded to the New York Islanders in exchange for a seventh round selection (186th overall, Jason Demers) in the 2008 NHL Entry Draft, Feb. 26, 2008.							
DePalma, Larry	1991-93	LW	8	20	2	6	8	41
	Signed as free agent, Aug. 30, 1991. Became free agent, July 1, 1993.							
Dimitrakos, Niko	2002-04	RW	23	134	19	34	53	83
	Selected in the fifth round (155th overall) of the 1999 NHL Entry Draft. Traded to Philadelphia on March 9, 2006 in exchange for a third round selection (85th overall) in the 2006 NHL Entry Draft. Pick was later traded to Columbus on June 24, 2006, along with a fourth round selection in 2006 (113th overall and the Sharks second round selection [53rd overall] in the 2007 NHL Entry Draft) in exchange for a second round selection in the 2006 NHL Entry Draft (36th overall, Jamie McGinn).							
Dollas, Bobby	2000-01	D	2	16	1	1	2	14
	Signed as a free agent, Nov. 4, 2001. Traded along with Johan Hedberg to Pittsburgh in exchange for Jeff Norton, March 12, 2001.							
Donovan, Shean	1994-97	RW	42	181	25	17	42	109
	Selected in second round (28th overall) of 1993 NHL Entry Draft. Traded with a first round selection (12th overall) in the 1998 NHL Entry Draft to Colorado in exchange for Mike Ricci and a second round selection (50th overall) in the 1998 NHL Entry Draft, Nov. 21, 1997. 50th overall selection in 1998 later traded to Buffalo along with Kay Whitmore in exchange for Steve Shields and a fourth round selection (104th overall, Miroslav Zalesak) in the 1998 NHL Entry Draft, June 18, 1998.							
Duchesne, Gaetan	1993-95	LW	11	117	14	25	39	44
	Acquired from Dallas in exchange for sixth round selection (132nd overall, Petri Varis — later traded back to San Jose for Dean Evason on June 26, 1993) in the 1993 NHL Entry Draft, June 20, 1993. Traded to Florida in exchange for a sixth round selection (140th overall, Timo Hakanen) in the 1995 NHL Entry Draft, April 7, 1995.							
-E-								
Ehrhoff, Christian*	2003-08	D	44/10	264	17	73	90	181
	Selected in fourth round (108th overall) of the 2001 NHL Entry Draft.							
Ekman, Nils	2003-06	LW	28	159	43	69	112	88
	Acquired from N.Y. Rangers in exchange for Chad Wiseman, Aug. 12, 2003. Traded to Pittsburgh along with Patrick Ehelechner for a second round selection (41st overall) in the 2007 NHL Entry Draft, July 20, 2006. 41st overall pick, along with a second round selection in 2008, later traded to Washington in exchange for a first round selection in 2007 (28th overall, Nick Petrecki), June 22, 2007.							
Elik, Todd	1993-95	C	27	97	32	51	83	107
	Acquired via waivers from Edmonton, Oct. 26, 1993. Traded to St. Louis in exchange for Kevin Miller, March 26, 1995.							
Emmons, Gary	1993-94	C	9	3	1	0	1	0
	Signed as a free agent, Oct. 18, 1993. Released, Nov. 1, 1993.							
Errey, Bob	93-95, 96-97	LW	12	107	17	36	43	173
	Signed as free agent, Aug. 17, 1993. Traded to Detroit in exchange for a fifth round selection (130th overall, Michal Bros) in the 1995 NHL Entry Draft, Feb. 27, 1995. Claimed via waivers from Detroit, Feb. 8, 1997. Became free agent, July 1, 1997.							
Evans, Kevin	1991-92	LW	44	5	0	1	1	25
	Acquired from Minnesota in Dispersal Draft, May 30, 1991. Became free agent, July 1, 1992.							

SHARKS ALL-TIME ROSTER

	Years	Pos.	No.	GP	G	A	PTS	PIM
Evason, Dean	1991-93	C	12/8	158	23	34	57	231
	Acquired from Hartford in exchange for Dan Keczmer, Oct. 2, 1991. Traded to Dallas in exchange for a sixth round pick (132nd overall, Petri Varis) in the 1993 NHL Entry Draft, June 26, 1993.							
Ewen, Todd	1996-98	RW	36	51	0	2	2	162
	Signed as free agent, July 25, 1996. Became free agent, July 1, 1998.							

-F-

Fahey, Jim	2002-06	D	21	79	1	23	24	65
	Selected in the eighth round (212th overall) of the 1998 NHL Entry Draft. Traded to New Jersey along with Alexander Korolyuk for a first round selection (26th overall) in the 2007 NHL Entry Draft and the rights to Vladimir Malakhov, Oct. 1, 2006. 26th overall pick later traded to St. Louis along with Ville Nieminen and Jay Barriball in exchange for RW Bill Guerin, Feb. 27, 2007.							
Falloon, Pat	1991-96	RW	17	258	76	86	162	75
	Selected in first round (2nd overall) of the 1991 NHL Entry Draft. Traded to Philadelphia in exchange for rights to prospect Martin Spahnel, Philadelphia's fourth round selection (106th overall) in 1996 Entry Draft and Philadelphia's first round selection (24th overall) in the 1996 NHL Entry Draft (all of which were traded immediately to Buffalo for Doug Bodger), Nov. 16, 1995.							
Fenton, Paul	1991-92	LW	22	60	11	4	15	33
	Acquired from Hartford in exchange for Mike McHugh, Oct. 18, 1991. Released, July 23, 1992.							
Fibiger, Jesse	2002-03	D	53	16	0	0	0	2
	Signed as free agent, Aug. 15, 2001. Became free agent, July 1, 2004.							
Fraser, Iain	1996-97	C	28	2	0	0	0	2
	Signed as free agent, Aug. 26, 1996. Became free agent, July 1, 1997.							
Friesen, Jeff	1994-01	LW/C	39/19	512	149	201	350	316
	Selected in first round (11th overall) of 1994 NHL Entry Draft. Traded to Anaheim, along with Steve Shields and a second round selection (36th overall) in the 2003 NHL Entry Draft in exchange for Teemu Selanne, March 5, 2001.							

-G-

Gaetz, Link	1991-93	D	23	48	6	6	12	326
	Acquired from Minnesota in Dispersal Draft, May 30, 1991. Traded to Edmonton in exchange for a 10th round selection (240th overall, Tomas Pisa) in the 1994 Entry Draft, Sept. 10, 1993.							
Garpenlov, Johan	1991-95	LW	10	184	46	86	132	90
	Acquired from Detroit in exchange for Bob McGill and an eighth round selection (189th overall) in the 1992 NHL Entry Draft, March 10, 1992. Traded to Florida in exchange for fifth round selection in the 1998 NHL Entry Draft (117th overall, traded to Florida in exchange for Dave Lowry, Nov. 14, 1997), March 3, 1995.							
Gaudreau, Rob	1992-95	RW	37	143	38	40	78	46
	Acquired from Minnesota in Dispersal Draft, May 30, 1991. Selected by Ottawa in Waiver Draft, Jan. 18, 1995.							
Gill, Todd	1996-98	D	23	143	8	34	42	45
	Acquired from Toronto in exchange for Jamie Baker and a fifth round draft selection (110th overall) in the 1996 NHL Entry Draft, June 14, 1996. Traded to St. Louis in exchange for Joe Murphy and cash considerations, March 24, 1998.							
Goc, Marcel*	2005-08	C	11/57	210	18	25	43	58
	Selected in the first round (20th overall) in the 2001 NHL Entry Draft.							
Gorges, Josh	2005-07	D	6	96	1	9	10	57
	Signed as free agent on Sept. 20, 2002. Traded to Montreal along with a first round selection (22nd overall) in the 2007 NHL Entry Draft for Craig Rivet and							

SHARKS ALL-TIME ROSTER

	Years	Pos.	No.	GP	G	A	PTS	PIM
	a fifth round selection (146th overall, Julien Demers) in the 2008 NHL Entry Draft, Feb. 25, 2007.							
Granato, Tony	1996-01	RW/LW	21	279	57	42	99	387
	Signed as free agent, Aug. 15, 1996. Retired, Sept. 10, 2001.							
Graves, Adam	2001-03	LW	9	163	26	23	49	83
	Acquired from N.Y. Rangers, along with Rich Pilon and future considerations, in exchange for Mikael Samuelsson and Christian Gosselin and a seventh round draft selection (226th overall) in the 2002 NHL Entry Draft, June 24, 2001. Became free agent, July 1, 2003.							
Grier, Mike*	2006-08	RW	25	159	25	30	55	67
	Signed as a free agent, July 3, 2006.							
Guerin, Bill	2006-07	RW	13	16	8	1	9	14
	Acquired from St. Louis in exchange for Ville Nieminen, Jay Barriball and a first round selection (26th overall) in the 2007 NHL Entry Draft, Feb. 27, 2007. Became free agent, July 1, 2007.							
Guolla, Steve	1996-99	LW/C	36/17	64	16	11	27	20
	Signed as free agent, Aug. 26, 1996. Traded along with Bill Houlder, Andrei Zyuzin and Shawn Burr to Tampa Bay in exchange for Niklas Sundstrom and a third round selection (74th overall) in the 2000 NHL Entry Draft, Aug. 4, 1999. 74th overall selection in 2000 later traded to Chicago, along with an additional second round selection in 2000 (49th overall) in exchange for a second round selection in 2000 (41st overall, Tero Maatta), June 24, 2000.							

-H-

Hammond, Ken	1991-92	D	6	46	5	10	15	82
	Signed as free agent, Aug. 9, 1991. Traded to Vancouver for eighth round selection in the 1992 NHL Entry Draft (189th overall, traded to Detroit along with Bob McGill in exchange for Johan Garpenlov, March 10, 1992), March 9, 1992.							
Hannan, Scott	1998-07	D	22/43/6	508	25	102	127	329
	Selected in the first round (23rd overall) of the 1997 NHL Entry Draft. Became free agent, July 1, 2007.							
Harvey, Todd	1999-04	RW/C	13/9	301	34	49	83	335
	Acquired from N.Y. Rangers, along with a fourth round selection (107th overall, Dimitri Patzold) in the 2001 NHL Entry Draft in exchange for Radek Dvorak (previously acquired from Florida in exchange for Mike Vernon and a third round selection (82nd overall) in the 2000 NHL Entry Draft), Dec. 30, 1999. Became free agent, July 1, 2004.							
Hawgood, Greg	1996-97	D	4	63	6	12	18	69
	Signed as free agent, Sept. 7, 1996. Became free agent, July 1, 1997.							
Heins, Shawn	1997-03	D	23	81	3	7	10	105
	Signed as free agent, Jan. 5, 1998. Traded to Pittsburgh in exchange for a fifth round selection (139th overall, Patrick Ehelechner) in the 2003 NHL Entry Draft., Feb. 9, 2003.							
Hicks, Alex	1998-99	LW	6	4	0	1	1	4
	Signed as free agent, Sept. 12, 1998. Traded to Florida with a fifth round selection (140th overall) in the 1999 NHL Entry Draft in exchange for Jeff Norton, Nov. 11, 1998.							
Hrkac, Tony	1991-92	C	10	22	2	10	12	4
	Acquired from Quebec for Greg Paslawski, May 30, 1991. Traded to Chicago for a conditional choice in 1993 Entry Draft (sixth round, 154th overall, Fredrik Oduya), Feb. 7, 1992.							
Houlder, Bill	1997-99	D	2	158	16	48	64	88
	Signed as free agent, July 9, 1997. Traded along with Andre Zyuzin, Stephen Guolla and Shawn Burr to Tampa Bay in exchange for Niklas Sundstrom and a third round selection (74th overall) in the 2000 NHL Entry Draft on Aug. 4,							

SHARKS ALL-TIME ROSTER

	Years	Pos.	No.	GP	G	A	PTS	PIM
	1999. 74th overall selection in 2000 was later traded to Chicago, along with an additional second round selection in 2000 [49th overall] in exchange for a second round selection in 2000 [41st overall, Tero Maatta], June 24, 2000.							
	Years	Pos.	No.	GP	G	A	PTS	PIM
Hunter, Tim	1996-97	RW	19	46	0	4	4	135
	Signed as free agent, July 25, 1996. Retired, July 1, 1997.							
Hyvonen, Hannes	2001-02	RW	50	6	0	0	0	0
	Selected by San Jose in the ninth round (257th overall) of the 1999 NHL Entry Draft. Traded to Florida in exchange for a seventh round selection (201st overall, Jonathan Tremblay) in the 2003 NHL Entry Draft, July 16, 2002.							

-I-J-

Iafrate, Al	1996-98	D	43	59	8	16	24	119
	Acquired from Boston for Jeff Odgers and a fifth round selection in the 1996 NHL Entry Draft (132nd overall, previously acquired from Pittsburgh in exchange for Kevin Miller, March 20, 1996), June 21, 1996. Selected by Nashville in Expansion Draft, June 26, 1998.							
Iggulden, Mike	2007-08	C	46	1	0	0	0	0
	Signed as a free agent, Jan. 16, 2006. Became free agent, July 1, 2008.							
Jakopin, John	2002-03	D	4	12	0	0	0	11
	Signed as a free agent, Sept. 5, 2002. Became free agent, July 1, 2003.							
Janney, Craig	1994-96	C	15	98	18	64	82	36
	Acquired from St. Louis in exchange for Jeff Norton and a third round selection (55th over all) in the 1997 NHL Entry Draft, March 6, 1995. Traded to Winnipeg in exchange for Darren Turcotte and a second round selection (31st overall) in the 1996 NHL Entry Draft, March 18, 1996. 31st overall selection in 1996 later traded to Chicago, along with an additional 1996 second round selection (46th overall, previously acquired from Detroit on March 16, 1996) in exchange for a 1996 first round selection (21st overall, Marco Sturm), June 22, 1996.							
Jillson, Jeff	2001-03	D	5	74	5	19	24	38
	Selected by San Jose in the first round (14th overall) 1999 NHL Entry Draft. Traded to Boston along with Jeff Hackett in exchange for Kyle McLaren and a fourth round selection (126th overall, Torrey Mitchell) in the 2004 NHL Entry Draft, Jan. 23, 2003. Hackett previously acquired from Montreal in exchange for Niklas Sundstrom and a third round selection (95th overall) in the 2004 NHL Entry Draft.							

-K-

Kaspar, Lukas*	2007-08	LW	43	3	0	0	0	0
	Selected in the first round (22nd overall) of the 2004 NHL Entry Draft.							
Kisio, Kelly	1991-93	C	11	126	37	78	115	144
	Acquired from Minnesota for Shane Churla, June 3, 1991. Became free agent, July 1, 1993.							
Kolstad, Dean	1991-93	D	29	10	0	2	12	
	Acquired from Minnesota in Dispersal Draft, May 30, 1991. Became free agent, July 1, 1993.							
Korolyuk, Alexander	1997-06	LW/RW	15/27/94	296	62	80	142	140
	Selected in sixth round (141st overall) of the 1994 NHL Entry Draft.							
Kozlov, Viktor	1994-97	C/LW	25/47	174	29	40	69	50
	Selected in first round (sixth overall) of the 1993 NHL Entry Draft. Traded to Florida in exchange for a first round selection in the 1998 NHL Entry Draft, Nov. 14, 1997. Tampa Bay later acquired the right to swap 1998 first round picks with San Jose, along with Andrei Zyuzin, in exchange for Bryan Marchment and David Shaw on March 24, 1998. Florida won the 1998 NHL Lottery and the first round draft selection acquired by San Jose from Florida became first overall,							

SHARKS ALL-TIME ROSTER

	Years	Pos.	No.	GP	G	A	PTS	PIM
	which Tampa swapped with San Jose for the second overall pick in 1998. San Jose then traded the 1998 second overall pick to Nashville, along with a 1998 third round selection (85th overall [previously acquired from New Jersey, in exchange for Vlastimil Kroupa, Aug. 22, 1997]) in exchange for the 1998 third overall selection (Brad Stuart) and a second round selection (29th overall, Jonathan Cheechoo) in the 1998 NHL Entry Draft, June 27, 1998.							
Kraft, Ryan	2002-03	C	41	7	0	1	1	0
	Selected in the eighth round (194th overall) of the 1995 NHL Entry Draft. Became free agent, July 1, 1998. Signed as free agent, Aug. 11, 2000. Became free agent, July 1, 2003.							
Kravets, Mikhail	1991-93	RW	7/40	2	0	0	0	0
	Selected in 12th round (243rd overall) of 1991 NHL Entry Draft. Became free agent, July 1, 1994.							
Kroupa, Vlastimil	1993-97	D	44/26	103	4	18	22	66
	Selected in second round (45th overall) of 1993 NHL Entry Draft. Traded to New Jersey in exchange for a third round selection (85th overall) in the 1998 NHL Entry Draft, Aug. 22, 1997. 85th overall selection in 1998 later traded to Nashville, along with a first round selection in the 1998 NHL Entry Draft (second overall), in exchange for a first round selection in the 1998 NHL Entry Draft [third overall, Brad Stuart] and a second round selection in the 1998 NHL Entry Draft [29th overall, Jonathan Cheechoo]), June 27, 1998.							
Kruse, Paul	2000-01	LW	29	1	0	0	0	5
	Signed as free agent, Sept. 10, 2000. Became free agent, July 1, 2001.							
Kyte, Jim	1994-96	D	2	75	3	12	15	179
	Signed as free agent, March 30, 1995. Became free agent, July 1, 1996.							

-L-

Lalor, Mike	1993-94	D	5/18	23	0	2	2	8
	Signed as free agent, Aug. 16, 1993. Traded to Dallas with Doug Zmolek in exchange for Ulf Dahlen, March 19, 1994.							
Langfeld, Josh	2005-06	RW	24	39	2	9	11	16
	Signed as a free agent, Sept. 12, 2005. Claimed on waivers by Boston, Jan. 31, 2006.							
Lappin, Peter	1991-92	RW	26	1	0	0	0	0
	Acquired from Minnesota in Dispersal Draft, May 30, 1991. Became free agent, Sept. 1, 1992.							
Larionov, Igor	1993-95	C	7	97	23	59	82	54
	Acquired from Vancouver in 1992 NHL Waiver Draft. Traded to Detroit in exchange for Ray Sheppard, Oct. 24, 1995.							
Lawton, Brian	1991-93	C	9	80	17	30	47	54
	Signed as free agent, Aug. 9, 1991. Traded to New Jersey in exchange for future considerations, Jan. 26, 1993.							
Lessard, Rick	1991-93	D	13	8	0	2	2	16
	Acquired from Calgary in Expansion Draft, May 30, 1991. Traded to Vancouver for Robin Bawa, Dec. 15, 1992.							
LiPuma, Chris	1996-97	D	26	8	0	0	0	22
	Signed as free agent, Aug. 26, 1996. Became free agent, July 1, 1997.							
Lindsay, Bill	2000-01	LW	12	16	0	4	4	29
	Acquired from Calgary in exchange for an eighth round selection in the 2001 NHL Entry Draft (233rd overall, previously acquired from Minnesota along with future considerations [protection of Evgeni Nabokov in the 2000 NHL Expansion Draft] in exchange for Andy Sutton, a seventh round selection (214th overall) in the 2000 NHL Entry Draft and a third round selection (85th overall) in the 2001 NHL Entry Draft on June 12, 2000), March 6, 2001. Became free agent, July 1, 2001.							

SHARKS ALL-TIME ROSTER

	Years	Pos.	No.	GP	G	A	PTS	PIM
Lowry, Dave	1997-00	LW	26/15	143	11	17	28	93
	Acquired from Florida in exchange for fifth round selection in the 1998 NHL Entry Draft (117th overall, previously acquired from Florida in exchange for Johan Garpenlov, March 3, 1995), Nov. 13, 1997. Became free agent, July 1, 2000.							
Loyns, Lynn	2002-04	LW/C	26	21	3	0	3	19
	Signed as free agent, Oct. 3, 2001. Traded to Calgary in exchange for a fifth round selection (152nd overall, traded to Florida on June 27, 2004) in the 2004 NHL Entry Draft and future considerations, Jan. 9, 2004.							
-M-								
MacLean, John	1997-98	RW	15	51	13	19	32	28
	Acquired with Ken Sutton from New Jersey in exchange for Doug Bodger and Dody Wood, Dec. 7, 1997. Became free agent, July 1, 1998.							
MacLeod, Pat	1991-93	D	38	50	5	12	17	14
	Acquired from Minnesota in Dispersal Draft, May 30, 1991. Became free agent, July 1, 1993.							
Makarov, Sergei	1993-95	RW	24	123	40	52	92	118
	Acquired from Hartford as future considerations of June 26, 1993 trade, Aug. 6, 1993. Removed from NHL roster, Sept. 30, 1995.							
Maley, David	1992-94	LW	25	62	1	6	7	156
	Claimed off waivers from Edmonton, Jan. 1, 1993. Traded to N.Y. Islanders in exchange for future considerations, Jan. 24, 1994.							
Marchment, Bryan	1997-03	D	27	334	15	53	66	706
	Acquired with David Shaw in exchange for Andrei Nazarov and Tampa Bay's option to swap first round picks in the 1998 NHL Entry Draft, March 24, 1998. Traded to Colorado in exchange for third (97th overall) and fifth round (163rd overall) selections in the 2003 NHL Entry Draft, March 8, 2003. 97th overall selection in 2003 traded to Calgary, along with a fifth round selection (143rd overall) and a sixth round selection (173rd overall) in the 2003 NHL Entry Draft in exchange for a second round selection (47th overall, Matthew Carle) in the 2003 NHL Entry Draft on June 21, 2003. 163rd overall selection in 2003 NHL Entry Draft traded back to Colorado in exchange for Scott Parker, June 21, 2003.							
Marleau, Patrick*	1997-08	C	12/14	795	238	301	539	285
	Selected in first round (second overall) of the 1997 NHL Entry Draft.							
Marshall, Jason	2003-04	D	6	12	0	2	2	8
	Acquired from Minnesota in exchange for fifth round selection (161st overall) in 2004 NHL Entry Draft, March 3, 2004. Became free agent, July 1, 2004.							
Matteau, Stephane	1997-02	RW/LW	32/37	345	55	64	119	241
	Acquired from St. Louis in exchange for Darren Turcotte, July 25, 1997. Became free agent, July 1, 2002.							
McDonough, Hubie	1992-93	C	27	30	6	2	8	6
	Acquired from N.Y. Islanders in exchange for cash considerations, Aug. 31, 1992. Became free agent, June 10, 1993.							
McCauley, Alyn	2002-06	C/LW	10	174	35	48	83	62
	Acquired from Toronto along with Brad Boyes and a first round selection (21st overall) in the 2003 NHL Entry Draft in exchange for Owen Nolan, March 5, 2003. 21st overall selection in 2003 later traded to Boston, along with a second round selection (66th overall) and a fourth round selection (107th overall) in the 2003 NHL Entry Draft in exchange for a first round selection (16th overall, Steve Bernier) in the 2003 NHL Entry Draft on June 21, 2003. Became a free agent on July 1, 2006.							

SHARKS ALL-TIME ROSTER

	Years	Pos.	No.	GP	G	A	PTS	PIM
McGill, Bob	1991-92	D	25	62	3	1	4	70
	Acquired from Chicago in Expansion Draft, May 30, 1991. Traded to Detroit, along with an eighth round draft selection (189th overall) in the 1992 NHL Entry Draft in exchange for Johan Garpenlov, March 10, 1992.							
McGillis, Dan	2002-03	D	3	37	3	13	16	30
	Acquired from Philadelphia in exchange for Marcus Ragnarsson, Dec. 6, 2001. Traded to Boston in exchange for a second round selection (50th overall) in the 2003 NHL Entry Draft, March 11, 2003. 50th overall selection in 2003 later traded to the N.Y. Rangers, along with a third round selection in the 2003 NHL Entry Draft (75th overall), in exchange for a second round selection (43rd overall, Joshua Hennessy) in the 2003 NHL Entry Draft, June 21, 2003.							
McHugh, Mike	1991-92	LW	22	8	1	0	1	14
	Acquired from Minnesota in Dispersal Draft, May 30, 1991. Traded to Hartford in exchange for Paul Fenton, Oct. 18, 1991.							
McLaren, Kyle*	2002-07	D	4	302	12	71	83	301
	Acquired from Boston along with a fourth round selection (126th overall, Torrey Mitchell) in the 2004 NHL Entry Draft in exchange for Jeff Jillson and Jeff Hackett, Jan. 23, 2003. Hackett was previously acquired from Montreal on Jan. 23, 2003 in exchange for Niklas Sundstrom and a third round selection (95th overall) in the 2004 NHL Entry Draft.							
McLean, Jeff	1993-94	C	43	6	1	0	1	0
	Selected by San Jose in 1991 Supplemental Draft (first overall). Became free agent, July 1, 1994.							
McSorley, Marty	1996-98	D	33	113	6	22	28	326
	Acquired from N.Y. Rangers in exchange for Jayson More, Brian Swanson and a fourth round selection in the 1997 NHL Entry Draft (82nd overall), Aug. 20, 1996. Became free agent, July 1, 1998.							
Michalek, Milan*	2003-08	LW	9	240	68	89	157	132
	Selected in first round (sixth overall) of the 2003 NHL Entry Draft.							
Montgomery, Jim	2000-01	C	26	28	1	6	7	19
	Signed as free agent, Aug. 14, 2000. Became free agent, July 1, 2001.							
Myhres, Brantt	1998-00	RW	33	43	1	1	2	213
	Signed as free agent, Sept. 11, 1998. Became free agent, July 1, 2000.							
Miller, Kevin	1994-96	RW/LW	8/12	89	28	27	55	54
	Acquired from St. Louis in exchange for Todd Elik, March 23, 1995. Traded to Pittsburgh in exchange for a fifth round selection in the 1996 NHL Entry Draft (132nd overall, traded to Boston with Jeff Odgers in exchange for Al Iafrate on June 21, 1996), March 20, 1996.							
Miller, Kip	1993-94	C	20	11	2	2	4	6
	Signed as free agent, Aug. 10, 1993. Became free agent July 1, 1994.							
Mitchell, Torrey*	2007-08	C	17	82	10	10	20	50
	Selected by San Jose in the fourth round (126th overall) of the 2004 NHL Entry Draft.							
More, Jay	1991-96	D	4	287	12	38	50	545
	Acquired from Montreal in Expansion Draft, May 30, 1991. Traded with Brian Swanson and a fourth round selection (82nd overall) in the 1997 NHL Entry Draft to N.Y. Rangers for Marty McSorley, Aug. 20, 1996.							
Morris, Jon	1992-93	C	9	13	0	3	3	6
	Claimed via waivers from New Jersey, March 13, 1993. Traded to Boston in exchange for future considerations, Oct. 29, 1993.							
Mullen, Brian	1991-92	LW	19	72	18	28	46	66
	Acquired from N.Y. Rangers in exchange for Tim Kerr, May 30, 1991. Traded to N.Y. Islanders in exchange for rights to Marcus Thuresson, Aug. 24, 1992.							
Murphy, Joe	1997-99	RW	17	86	30	27	57	87
	Acquired with cash considerations from St. Louis in exchange for Todd Gill, March 24, 1998. Became free agent, July 1, 1999.							

SHARKS ALL-TIME ROSTER

	Years	Pos.	No.	GP	G	A	PTS	PIM
Murray, Douglas*	2005-08	D	41/3	135	1	13	14	156

Selected in the eighth round (241st overall) in the 1999 NHL Entry Draft.

-N-O-

Nazarov, Andrei	1993-98	LW	23/62	169	23	28	51	490
Selected in first round (10th overall) of the 1992 NHL Entry Draft. Traded to Tampa Bay with the option to swap first round selections with San Jose in the 1998 NHL Entry Draft in exchange for Bryan Marchment and David Shaw, March 24, 1998.								
Nicholls, Bernie	1996-98	C	9	135	18	57	75	93
Signed as free agent, July 30, 1996. Retired, Nov. 22, 1998.								
Nieminen, Ville	2005-07	LW	15	52	4	5	9	24
Acquired from New York Rangers in exchange for a third round selection (83rd overall) in the 2006 NHL Entry Draft, March 8, 2006. Traded to St. Louis along with Jay Barriball and a first round selection (26th overall) in the 2007 NHL Entry Draft in exchange for Bill Guerin, Feb. 27, 2007.								
Nolan, Owen	1995-03	RW	11	568	206	245	451	934
Acquired from Colorado in exchange for Sandis Ozolinsh, Oct. 26, 1995. Traded to Toronto in exchange for Alyn McCauley, Brad Boyes and a first round selection (21st overall) in the 2003 NHL Entry Draft, March 5, 2003. 21st overall selection in 2003 later traded to Boston, along with a second round selection (66th overall) and a fourth round selection (107th overall) in the 2003 NHL Entry Draft in exchange for a first round selection (16th overall, Steve Bernier) in the 2003 NHL Entry Draft, June 21, 2003.								
Norton, Jeff	93-95, 98-00, 00-01	D	8/5	225	12	81	9	174
Acquired from N.Y. Islanders in exchange for a third round selection (63rd overall) in the 1994 NHL Entry Draft, June 20, 1993. Traded to St. Louis along with a third round selection (55th overall) in the 1997 NHL Entry Draft in exchange for Craig Janney, March 6, 1995. Acquired from Florida in exchange for Alex Hicks and a fifth round selection (140th overall) in the 1999 NHL Entry Draft, Nov. 11, 1998. Became free agent, July 1, 2000. Acquired from Pittsburgh in exchange for Bobby Dollas and Johan Hedberg, March 12, 2001. Became free agent, July 1, 2001.								
Odgers, Jeff	1991-96	RW	36	334	48	34	82	1001
Signed as free agent, Sept. 3, 1991. Traded to Boston with a fifth round selection in the 1996 NHL Entry Draft (132nd overall, previously acquired from Pittsburgh in exchange for Kevin Miller, March 20, 1996) in exchange for Al Iafrate, June 21, 1996.								
Otevre, Jaroslav	1992-94	LW	42/50	16	3	4	7	2
Selected in seventh round (133rd overall) of the 1991 NHL Entry Draft. Became a free agent, July 1, 1994.								
Ozolinsh, Sandis	1992-95, 07-08	D	24/6	212	46	86	132	122
Selected in second round (30th overall) of the 1991 NHL Entry Draft. Traded to Colorado in exchange for Owen Nolan, Oct. 26, 1995. Signed as a free agent, Nov. 2, 2007. Became free agent, July 1, 2008.								

-P-

Parker, Scott	2003-07	RW	27	71	2	3	5	161
Acquired from Colorado in exchange for a fifth round selection (163rd overall) in 2003 NHL Entry Draft, June 21, 2003. Traded to Colorado in exchange for a sixth round selection in the 2008 NHL Entry Draft, Feb. 27, 2007. 170th selection in 2008 later traded back to Colorado, along with fourth (113th) and fifth (143rd) selections in the 2007 NHL Entry Draft in exchange for a third round selection (91st, Tyson Sexsmith) in the 2007 NHL Entry Draft, June 23, 2007.								
Pavelich, Mark	1991-92	C	16	2	0	1	1	4
Signed as free agent, Aug. 9, 1991. Released, Oct. 8, 1991.								

SHARKS ALL-TIME ROSTER

	Years	Pos.	No.	GP	G	A	PTS	PIM
Pavelski, Joe*	2006-08	C	53/8	128	33	35	68	46
	Selected in the seventh round (205th overall) of the 2003 NHL Entry Draft.							
Pederson, Mark	1992-93	LW	18	27	7	3	10	22
	Acquired from Philadelphia in exchange for Dave Snuggerud, Dec. 19, 1992. Released, Aug. 10, 1993.							
Pederson, Tom	1991-96	D	41	225	19	47	66	133
	Acquired from Minnesota in Dispersal Draft, May 30, 1991. Became free agent, July 1, 1996.							
Peltonen, Ville	1995-97	LW	37	59	4	14	18	14
	Selected in third round (58th overall) of 1993 NHL Entry Draft. Traded to Nashville in exchange for a fifth round selection in the 1998 NHL Entry Draft (116th overall), June 26, 1998. 116th overall selection in 1998 later traded to Phoenix for a fifth round selection (145th overall) in the 1999 NHL Entry Draft, June 27, 1998. 145th overall selection in 1999 later traded to Montreal on March 23, 1999 as part of Vincent Damphousse deal.							
Picard, Michel	1992-93	LW	44	25	4	0	4	24
	Acquired from Hartford in exchange for future considerations, Oct. 9, 1992. Became free agent, July 1, 1993.							
Plihal, Tomas*	2006-08	LW	39	25	2	1	3	4
	Selected in the fifth round (140th overall) of the 2001 NHL Entry Draft.							
Potomski, Barry	1997-98	LW	24	9	0	1	1	30
	Signed as free agent, Aug. 15, 1997. Became free agent, July 1, 1998.							
Presley, Wayne	1991-92	RW	7	47	8	14	22	76
	Acquired from Chicago in exchange for third round selection (54th overall) in the 1993 NHL Entry Draft, Sept. 20, 1991. Traded to Buffalo in exchange for Dave Snuggerud, March 9, 1992.							
Primeau, Wayne	2002-06	C	15	100	15	24	39	107
	Acquired from Pittsburgh in exchange for Matt Bradley, March 11, 2003. Traded to Boston along with Brad Stuart and Marco Sturm in exchange for Joe Thornton, Nov. 30, 2005.							
Preissing, Tom	2003-06	D	42	143	13	49	62	38
	Signed as a free agent, April 4, 2003. Traded to Chicago along with Josh Hennessy in exchange for Mark Bell, July 10, 2006.							

-Q-

Quintin, J.F.	1991-93	LW	28	22	5	5	10	4
	Acquired from Minnesota in Dispersal Draft, May 30, 1991. Became free agent, June 10, 1993.							

-R-S-

Racine, Yves	1995-96	D	34	32	1	16	17	28
	Claimed off waivers from Montreal, Jan. 23, 1996. Traded to Calgary Flames for future considerations, Dec. 18, 1996.							
Ragnarsson, Marcus	1995-03	D	10/33	519	28	125	153	392
	Selected by San Jose in the fifth round (99th overall) of 1992 NHL Entry Draft. Traded to Philadelphia in exchange for Dan McGillis, Dec. 6, 2003.							
Rathje, Mike	1993-04	D	2/40	671	27	128	155	439
	Selected by San Jose in first round (third overall) of the 1992 NHL Entry Draft. Became free agent, Aug. 1, 2005.							
Ricci, Mike	1997-04	C	18	529	101	162	263	355
	Acquired from Colorado, along with a second round selection (50th overall) in the 1998 NHL Entry Draft in exchange for Shean Donovan and a first round selection (12th overall) in the 1998 NHL Entry Draft, Nov. 21, 1997. 50th overall selection in 1998 later traded to Buffalo, along with Kay Whitmore in exchange							

SHARKS ALL-TIME ROSTER

	Years	Pos.	No.	GP	G	A	PTS	PIM
	for Steve Shields and a fourth round selection (104th overall, Miroslav Zalesak), June 18, 1998. Became free agent, July 1, 2004.							
Rissmiller, Patrick	2003-08	C	34	180	18	27	45	60
	Signed as a free agent, June 30, 2003. Became free agent, July 1, 2008.							
Rivet, Craig	2006-08	D	52	91	6	37	43	116
	Acquired from Montreal along with a fifth round selection (146th overall, Julien Demers) in the 2008 NHL Entry Draft in exchange for Josh Gorges and the Sharks first round selection (22nd overall) in the 2007 NHL Entry Draft, Feb. 25, 2007. Traded to Buffalo along with a seventh round selection in the 2010 NHL Entry Draft in exchange for second round selections in the 2009 and 2010 NHL Entry Drafts, July 4, 2008.							
Roenick, Jeremy*	2007-08	C	27	69	14	19	33	26
	Signed as a free agent, Sept. 4, 2007.							
Rouse, Bob	1998-00	D	3	96	0	12	12	63
	Signed as free agent, July 13, 1998. Contract bought out, Jan. 5, 2000.							
	Years	Pos.	No.	GP	G	A	PTS	PIM
Samuelsson, Mikael	2000-01	RW	28	4	0	0	0	0
	Selected by San Jose in the fifth round (145th overall) in the 1998 NHL Entry Draft. Traded to N.Y. Rangers with Christian Gosselin and a seventh round selection (226th overall) in the 2002 NHL Entry Draft in exchange for Adam Graves, Rich Pilon and future considerations, June 24, 2001.							
Scremin, Claudio	1991-93	D	45	17	0	1	1	29
	Signed as free agent, Sept. 3, 1991. Became free agent, July 1, 1993.							
Selanne, Teemu	2000-03	RW/LW	8	176	64	67	131	70
	Acquired from Anaheim in exchange for Jeff Friesen, Steve Shields and a second round selection (36th overall) in the 2003 NHL Entry Draft, March 5, 2001. Became free agent, July 1, 2003.							
Semenov, Alexei*	2007-08	D	21	22	1	3	4	36
	Signed as a free agent, July 27, 2007.							
Setoguchi, Devin*	2007-08	RW	16	44	11	6	17	8
	Selected in the first round (eighth overall) in the 2005 NHL Entry Draft.							
Shelley, Jody*	2007-08	LW	45	31	1	6	7	91
	Acquired from Columbus in exchange for a sixth round selection in the 2009 NHL Entry Draft.							
Sheppard, Ray	1995-96	RW	26	51	27	19	46	10
	Acquired from Detroit in exchange for Igor Larionov, Oct. 24, 1995. Traded to Florida along with a fourth round selection (82nd overall) in the 1996 NHL Entry Draft in exchange for a second round selection (46th overall) and a fourth round selection (102nd overall, Matt Bradley) in the 1996 NHL Entry Draft, March 16, 1996. The 46th overall selection in 1996 was later traded to Chicago, along with an additional second round selection (31st overall, previously acquired from Winnipeg in a March 18, 1996 trade) in exchange for a first round selection in the 1996 NHL Entry Draft (21st overall, Marco Sturm), June 22, 1996.							
Skalde, Jarrod	1997-99	C	8	38	5	7	12	18
	Signed as free agent, Aug. 13, 1997. Claimed off waivers by Chicago, Jan. 8, 1998. Claimed off waivers from Chicago, Jan. 22, 1998. Claimed off waivers by Dallas, Jan. 17, 1998. Claimed off waivers from Chicago, March 6, 1998. Became a free agent, July 1, 2000.							
Skriko, Petri	1992-93	C	26	17	4	3	7	6
	Signed as free agent, Aug. 27, 1992. Placed on waivers for purposes of unconditional release, Nov. 30, 1992.							
Smith, Mark	2000-07	C	16	323	22	44	66	398
	Selected by San Jose in the ninth round (219th overall) in the 1997 NHL Entry Draft. Became a free agent, July 1, 2007.							

SHARKS ALL-TIME ROSTER

	Years	Pos.	No.	GP	G	A	PTS	PIM
Snuggerud, Dave	1991-93	LW	18	36	4	6	10	18
	Acquired from Buffalo in exchange for Wayne Presley, March 9, 1992. Traded to Philadelphia in exchange for Mark Pederson, Dec. 19, 1992.							
Stern, Ron	1998-00	RW	22	145	11	14	25	309
	Signed as free agent, Aug. 25, 1998. Retired, Sept. 22, 2000.							
Stevenson, Grant	2005-06	RW	37/55	47	10	12	22	14
	Signed as free agent, April 18, 2003. Became free agent, July 1, 2007.							
Stuart, Brad	1999-06	D	7	377	36	117	153	221
	Selected by San Jose in the first round (third overall) of the 1998 NHL Entry Draft. Traded to Boston along with Wayne Primeau and Marco Sturm in exchange for Joe Thornton, Nov. 30, 2005.							
Sturm, Marco	1997-06	LW/C	19	553	128	145	273	242
	Selected by San Jose in the first round (21st overall) of the 1996 NHL Entry Draft. Traded to Boston along with Wayne Primeau and Brad Stuart in exchange for Joe Thornton, Nov. 30, 2005.							
Sullivan, Mike	1991-93	C	47	171	16	21	37	49
	Signed as free agent, Aug. 9, 1991. Claimed by Calgary via waivers, Jan. 6, 1994.							
Sundstrom, Niklas	1999-03	RW	24	281	33	104	137	122
	Acquired from Tampa Bay along with a third round selection (74th overall) in the 2000 NHL Entry Draft, in exchange for Andrei Zyuzin, Bill Houlder, Steve Guolla and Shawn Burr, Aug. 4, 1999. 74th overall selection in 2000 was later traded to Chicago, along with an additional second round selection in 2000 (49th overall) in exchange for a second round selection in 2000 (41st overall, Tero Maatta), June 24, 2000. Traded to Montreal along with a third round selection (95th overall) in the 2004 NHL Entry Draft in exchange for Jeff Hackett, Jan. 23, 2003. Hackett immediately traded to Boston along with Jeff Jillson in exchange for Kyle McLaren and a fourth round selection (126th overall, Torrey Mitchell) in the 2004 NHL Entry Draft.							
Suter, Gary	1998-02	D	20	227	22	79	101	193
	Acquired rights from Chicago on June 27, 1998 in exchange for a ninth round selection (240th overall) in the 1998 NHL Entry Draft. Signed as a free agent, July 1, 1998. Retired, Sept 10, 2002.							
Sutter, Ron	1996-00	C	12	272	15	26	41	161
	Signed as free agent, Oct. 12, 1996. Became a free agent, July 1, 2000.							
Sutton, Andy	1998-00	D	42	71	1	4	5	145
	Signed as free agent, March 20, 1998. Traded to Minnesota along with a seventh round selection (214th overall) in the 2000 NHL Entry Draft and a third round selection (85th overall) in the 2001 NHL Entry Draft in exchange for an eighth round selection in the 2001 NHL Entry Draft (233rd overall, traded to Calgary in exchange for Bill Lindsay on March 6, 2001) and future considerations (protection of Evgeni Nabokov in the 2000 NHL Expansion Draft), June 12, 2000.							
Sutton, Ken	1997-98	D	5	8	0	0	0	15
	Acquired with John MacLean from New Jersey in exchange for Doug Bodger and Dody Wood, Dec. 7, 1997. Traded to New Jersey in exchange for a fifth round selection (155th overall, Niko Dimitrakos) in the 1999 NHL Entry Draft, Aug. 26, 1998.							
Sykora, Michal	1993-97	D	38	152	7	29	36	137
	Selected by San Jose in the sixth round (123rd overall) of the 1992 NHL Entry Draft. Traded to Chicago with Ulf Dahlen and Chris Terreri in exchange for Ed Belfour, Jan. 25, 1997.							

-T-

Tancill, Chris	1994-97	RW/LW	18	96	14	27	41	38
	Signed as free agent, Aug. 31, 1994. Became a free agent, July 1, 1997.							

SHARKS ALL-TIME ROSTER

	Years	Pos.	No.	GP	G	A	PTS	PIM
Thornton, Joe*	2005-08	C	19	222	71	231	302	158
	Acquired from Boston in exchange for Wayne Primeau, Brad Stuart and Marco Sturm, Nov. 30, 2005.							
Thornton, Scott	2000-06	LW	17	342	77	70	147	439
	Signed as free agent, July 1, 2000. Became a free agent, July 1, 2006.							
Turcotte, Darren	1995-97	C	9/47	74	22	26	48	20
	Acquired from Winnipeg with a second round selection (31st overall) in the 1996 NHL Entry Draft in exchange for Craig Janney, March 18, 1996. The 31st overall selection in 1996 was later traded to Chicago, along with an additional 1996 second round selection (46th overall, previously acquired from Detroit on March 16, 1996) in exchange for a first round selection (21st overall, Marco Sturm), June 22, 1996. Traded to St. Louis in exchange for Stephane Matteau, July 25, 1997.							

-U-V-W-

	Years	Pos.	No.	GP	G	A	PTS	PIM
Vlasic, Marc-Edouard*	2006-08	D	44	163	5	35	40	42
	Selected in the second round (35th overall) of the 2005 NHL Entry Draft.							
Whitney, Ray	1991-97	LW/C	14/43	200	48	73	121	52
	Selected in second round (23rd overall) of the 1991 NHL Entry Draft. Contract bought out, Aug. 21, 1997.							
Widmer, Jason	1996-97	D	5	2	0	1	1	0
	Signed as free agent, Aug 26, 1996. Became free agent, July 1, 1998.							
Wilkinson, Neil	1991-93	D	5/45	119	5	22	27	203
	Acquired from Minnesota in Dispersal Draft, May 30, 1991. Traded to Chicago as future considerations in June 18, 1993 trade for Jimmy Waite, July 9, 1993.							
Williams, David	1991-93	D	3/41	96	4	36	40	89
	Signed as free agent, Aug. 9, 1991. Selected by Anaheim in Expansion Draft, June 24, 1993.							
Wilson, Doug	1991-93	D	24	86	12	36	48	66
	Acquired from Chicago in exchange for Kerry Toporowski and a second round selection (27th overall) in the 1992 NHL Entry Draft, Sept. 6, 1991. Retired, Sept. 10, 1993.							
Wiseman, Chad	2002-03	LW	49	4	0	0	0	4
	Selected in the eighth round (246th overall) of the 2000 NHL Entry Draft. Traded to the N.Y. Rangers in exchange for Nils Ekman, Aug. 12, 2003.							
Wood, Dody	1992-98	LW/C	16/45	106	8	10	18	471
	Selected in the third round (45th overall) of the 1991 NHL Entry Draft. Traded with Doug Bodger to New Jersey in exchange for John MacLean and Ken Sutton, Dec. 7, 1997.							

-X-Y-Z-


Yegorov, Alexei	1995-99	C	48	11	3	3	6	2
	Selected in third round (66th overall) of 1994 NHL Entry Draft. Selected by Atlanta in the 1999 Expansion Draft.							
Zalesak, Miroslav	2002-04	RW	46/32	12	1	2	3	0
	Selected in the fourth round (104th overall) in the 1998 NHL Entry Draft. Became free agent, Aug. 1, 2005.							
Zettler, Rob	1991-94	D	2	196	1	18	19	314
	Acquired from Minnesota in Dispersal Draft, May 30, 1991. Traded to Philadelphia in exchange for Vyacheslav Butsayev, Feb. 1, 1994.							
Zmolek, Doug	1992-94	D	19	152	5	14	19	351
	Acquired from Minnesota in Dispersal Draft, May 30, 1991. Traded with Mike Lalor to Dallas in exchange for Ulf Dahlen, March 19, 1994.							
Zyuzin, Andrei	1997-99	D	20/4	81	9	8	17	104
	Selected in the first round (second overall) of the 1996 NHL Entry Draft. Traded							

SHARKS ALL-TIME ROSTER

along with Shawn Burr, Bill Houlder and Stephen Guolla to Tampa Bay in exchange for Niklas Sundstrom and a third round selection (74th overall) in the 2000 NHL Entry Draft, Aug. 4, 1999. 74th overall selection later traded to Chicago, along with an additional second round selection in 2000 (49th overall), in exchange for a second round selection in 2000 (41st overall, Tero Maatta), June 24, 2000.

GOALTENDERS

	Years	No	GP	MINS	GA	W-L-T	SO	GAA
Belfour, Ed	1996-97	20/30	13	757	43	3-9-0	1	3.41
	Acquired from Chicago in exchange for Ulf Dahlen, Michal Sykora and Chris Terreri, Jan. 25, 1997. Became a free agent, July 1, 1997.							
	Years	No	GP	MINS	GA	W-L-T	SO	GAA
Boucher, Brian*	2008	33	5	238	7	3-1-1	1	1.76
	Signed as a free agent, Feb. 26, 2008.							
Flaherty, Wade	1991-97	31/35	53	2586	185	10-26-2	1	4.29
	Signed as free agent, Sept. 3, 1991. Became a free agent, July 1, 1997.							
Gauthier, Sean	1998-99	30	1	3	0	0-0-0	0	0.00
	Signed as a free agent, July 22, 1998. Became a free agent, July 1, 1999.							
Greiss, Thomas*	2007-08	1	3	129	7	0-1-1	0	3.26
	Selected in the third round (94th overall) of the 2004 NHL Entry Draft.							
	Years	No	GP	MINS	GA	W-L-T	SO	GAA
Hackett, Jeff	1991-93	30	78	4314	324	13-57-2	0	4.51
	Acquired from N.Y. Islanders in Expansion Draft, May 30, 1991. Traded to Chicago in exchange for a third round selection (66th overall, Alexei Yegorov) in the 1994 NHL Entry Draft, July 13, 1993.							
Hayward, Brian	1991-93	1	25	1235	111	3-18-1	0	5.39
	Acquired from Minnesota in Dispersal Draft, May 30, 1991. Became free agent, June 10, 1993.							
Hrudey, Kelly	1996-98	32	76	3564	202	20-40-7	1	3.04
	Signed as free agent, July 18, 1996. Retired, July 30, 1998.							
Irbe, Arturs	1991-96	32	183	10286	595	57-91-26	8	3.47
	Acquired from Minnesota in Dispersal Draft, May 30, 1991. Became free agent, July 1, 1996.							
Kiprusoff, Miikka	2000-04	37/34	47	2390	113	14-21-3	3	2.84
	Selected in the fifth round (116th overall) of the 1995 NHL Entry Draft. Traded to Calgary in exchange for a second round selection (35th overall, Marc-Edouard Vlasic) in 2005 NHL Entry Draft, Nov. 16, 2003.							
Nabokov, Evgeni*	1999-08	20/35	430	24612	974	208-150-4840	237	
	Selected in the ninth round (215th overall) of the 1994 NHL Entry Draft.							
Muzzatti, Jason	1997-98	30	1	27	2	0-0-0	0	4.44
	Acquired from N.Y. Rangers in exchange for Richard Brennan, March 24, 1998. Became free agent, July 1, 1998.							
Myllys, Jarmo	1991-92	35	27	1374	115	3-18-1	0	5.02
	Acquired from Minnesota in Dispersal Draft, May 30, 1991. Traded to Toronto in exchange for future considerations, June 15, 1992.							
Patzold, Dimitri	2007-08	30	3	44	4	0-0-0	0	5.45
	Selected in the fourth round (107th overall) of the 2001 NHL Entry Draft. Became free agent, July 1, 2008.							
Sarjeant, Geoff	1995-96	29	4	171	14	0-2-1	0	4.91
	Signed as free agent, Sept. 7, 1995. Became free agent, July 1, 1996.							
Schaefer, Nolan	2005-06	31	7	352	11	5-1-0	1	1.88
	Selected in the fifth round (166th overall) of the 2000 NHL Entry Draft. Traded to Pittsburgh in exchange for a seventh round selection (201st overall, Justin Braun) in the 2007 NHL Entry Draft.							



Geoff Sarjeant

SHARKS ALL-TIME ROSTER

	Years	No	GP	MINS	GA	W-L-T	SO	GAA
Shields, Steve	1998-01	31	125	7094	289	48-49-2110	2.44	
	Acquired from Buffalo, along with a fourth round selection (104th overall, Miroslav Zalesak) in the 1998 NHL Entry Draft in exchange for Kay Whitmore, a second round selection (50th overall, previously acquired from Colorado, Nov. 20, 1997) and a fifth round selection (150th overall) in the 2000 NHL Entry Draft, June 18, 1998. Traded to Anaheim, along with Jeff Friesen and a second round (36th overall) selection in the 2003 NHL Entry Draft in exchange for Teemu Selanne, March 5, 2001.							
Terreri, Chris	1995-97	30	68	3716	210	19-39-4	0	3.39
	Acquired from New Jersey in exchange for second round selection (28th overall) in the 1996 NHL Entry Draft, Nov. 15, 1995. Traded with Ulf Dahlen and Michal Sykora to Chicago in exchange for Ed Belfour, Jan. 25, 1997.							
	Years	No	GP	MINS	GA	W-L-T	SO	GAA
Toskala, Vesa	2001-07	35/29	115	6269	245	65-28-108	2.35	
	Selected in the fourth round (90th overall) of the 1995 NHL Entry Draft. Traded to Toronto, along with Mark Bell, in exchange for a first round selection (13th overall, traded to St. Louis on June 22, 2007) in the 2007 NHL Entry Draft, a second round selection (44th overall, traded to St. Louis on June 22, 2007) and a fourth round selection (traded to Nashville on June 21, 2008) in the 2009 NHL Entry Draft, June 22, 2007.							
Vernon, Mike	1997-99	29	111	6395	253	46-44-18	9	2.30
	Acquired from Detroit in exchange for a second round selection (41st overall) in the 1998 NHL Entry Draft and a second round selection (47th overall) in the 1999 NHL Entry Draft, Aug. 18, 1997. Traded to Florida along with a third round selection (82nd overall) in the 2000 NHL Entry Draft in exchange for Radek Dvorak. Dvorak immediately traded to N.Y. Rangers in exchange for Todd Harvey and a fourth round selection (107th overall, Dimitri Patzold) in the 2001 NHL Entry Draft, Dec. 30, 1999.							
Waite, Jimmy	1993-95	29	15	697	50	3-7-0	0	4.30
	Acquired from Chicago in exchange for future considerations (Neil Wilkinson on July 9, 1993), June 18, 1993. Traded to Chicago in exchange for fourth round selection (93rd overall) in the 1997 NHL Entry Draft on Feb. 6, 1995. 93rd overall selection in 1997 was later traded to N.Y. Rangers, along with a 1997 sixth round selection (136th overall) in exchange for a fourth round selection (82nd overall, Adam Colagiaco), June 21, 1997.							

ALL-TIME SHARKS SCORING

Rank	POS	NO	PLAYER	GP	G	A	PTS	+/-	PIM	PP	SH	GW	S	PCTG	GT	PT/GM	S/GM
1	C	12,14	Patrick Marleau	795	238	301	539	-15	285	74	2	43	1669	14.3	2	0.68	2.1
2	R	11	Owen Nolan	568	206	245	451	-34	934	75	14	25	1668	12.4	6	0.79	2.9
3	C/L	39,19	Jeff Friesen	512	149	201	350	-19	316	43	13	25	1121	13.3	3	0.68	2.2
4	C	19	Joe Thornton	222	71	231	302	73	158	29	0	14	526	13.5	0	1.36	2.4
5	C	25	Vincent Damphousse	385	92	197	289	14	316	39	3	19	852	10.8	2	0.75	2.2
6	C/L	18	Marco Sturm	553	128	145	273	42	242	32	14	27	1119	11.4	4	0.49	2.0
7	C	18	Mike Ricci	529	101	162	263	19	355	38	6	15	723	14.0	1	0.50	1.4
8	R	14	Jonathan Cheechoo	374	153	109	262	45	245	57	2	32	1056	14.5	2	0.70	2.8
9	R	17	Pat Falloon	258	76	86	162	-65	75	16	1	6	614	12.4	3	0.63	2.4
10	R	9	Milan Michalek	240	68	89	157	38	132	20	1	19	584	11.6	0	0.65	2.4
11	D	2,40	Mike Rathje	671	27	128	155	11	439	11	1	2	687	3.9	0	0.23	1.0
12	D	7	Brad Stuart	377	36	117	153	27	221	16	1	8	581	6.2	1	0.41	1.5
13	D	10,33	Marcus Ragnarsson	519	28	125	153	-25	392	12	0	5	558	5.0	0	0.29	1.1
14	L	17	Scott Thornton	342	77	70	147	-6	439	16	0	10	616	12.5	2	0.43	1.8
15	R/L	94,27,41,15	A.Korolyuk	296	62	80	142	26	140	13	0	5	540	11.5	2	0.48	1.8
16	R	24	Niklas Sundstrom	281	33	104	137	22	122	6	3	2	300	11.0	4	0.49	1.1
17	L	10	Johan Garpenlov	184	46	86	132	-22	90	22	0	5	333	13.8	0	0.72	1.8
18	D	24,6	Sandis Ozolinsh	212	46	86	132	-8	122	12	1	5	383	12.0	0	0.62	1.8
19	R	8	Teemu Selanne	176	64	67	131	-16	70	18	1	15	486	13.2	1	0.74	2.8
20	D	22,6,43	Scott Hannan	508	25	102	127	45	329	3	1	4	596	4.2	0	0.25	1.2
21	L/C	43,14	Ray Whitney	200	48	73	121	-49	52	10	2	3	307	15.6	1	0.61	1.5
22	L	32,37	Stephane Matteau	345	55	64	119	12	241	3	1	8	348	15.8	2	0.34	1.0
23	C	11	Kelly Kisio	126	37	78	115	-22	144	11	5	4	220	16.8	0	0.91	1.7
24	L	28	Nils Ekman	159	43	69	112	50	88	6	4	7	323	13.3	1	0.70	2.0
25	D	20	Gary Suter	227	22	79	101	28	193	9	1	2	507	4.3	1	0.44	2.2
26	R	21	Tony Granato	278	57	42	99	1	387	10	2	8	567	10.1	1	0.36	2.0
27	R	22	Ulf Dahlen	161	41	52	93	-34	46	15	1	9	309	13.3	1	0.58	1.9
28	D	5,8	Jeff Norton	225	12	81	93	21	174	3	0	1	231	5.2	0	0.41	1.0
29	R	24	Sergei Makarov	123	40	52	92	7	118	11	0	6	211	19.0	1	0.75	1.7
30	D	44,10	Christian Ehrhoff	264	17	73	90	31	181	9	0	6	443	3.8	0	0.34	1.7
31	C	10	Alyn McCauley	174	35	48	83	18	62	12	2	7	280	12.5	0	0.48	1.6
32	R/C	13,9	Todd Harvey	301	34	49	83	28	335	3	0	3	306	11.1	0	0.28	1.0
33	C	27	Todd Elik	97	32	51	83	0	107	13	0	4	230	13.9	2	0.86	2.4
34	D	4	Kyle McLaren	302	12	71	83	19	301	1	1	1	259	4.6	0	0.27	0.9
35	R	36	Jeff Odgers	334	48	34	82	-72	1001	13	0	2	368	13.0	2	0.25	1.1
36	C	7	Igor Larionov	97	23	59	82	11	54	4	2	3	146	15.8	1	0.85	1.5
37	C	15	Craig Janney	98	18	64	82	-39	36	7	0	2	109	16.5	0	0.84	1.1
38	R	37	Rob Gaudreau	143	38	40	78	-28	46	11	2	5	342	11.1	0	0.55	2.4
39	C	9	Bernie Nicholls	135	18	57	75	-29	93	5	1	0	229	7.9	1	0.56	1.7
40	C/L	25,47	Viktor Kozlov	174	29	40	69	-38	50	7	0	4	365	7.9	0	0.40	2.1
41	C	8,53	Joe Pavelski	128	33	35	68	5	46	13	1	7	318	10.4	0	0.53	2.5
42	C	16	Mark Smith	323	22	44	66	-4	398	4	1	2	316	7.0	0	0.20	1.0
43	D	41	Tom Pederson	225	19	47	66	-36	133	6	0	4	405	4.7	3	0.29	1.8
44	D	27	Bryan Marchment	334	13	53	66	33	706	0	1	3	320	4.1	1	0.20	1.0
45	D	2	Bill Houlder	158	16	48	64	21	88	11	0	7	217	7.4	0	0.41	1.4
46	D	25,18	Matthew Carle	151	16	47	63	-1	70	12	0	3	185	8.6	0	0.42	1.2
47	C	13	Jamie Baker	186	35	27	62	-23	139	2	7	2	246	14.2	0	0.33	1.3
48	D	42	Tom Preissing	143	13	49	62	25	38	4	0	3	220	5.9	1	0.43	1.5
49	R	26,46	Steve Bernier	160	42	39	81	7	126	12	1	5	275	15.3	0	0.51	1.7
50	R	17	Joe Murphy	86	30	27	57	11	87	9	0	2	205	14.6	1	0.66	2.4
51	C	8,12	Dean Evason	158	23	34	57	-57	231	4	0	2	195	11.8	1	0.36	1.2
52	L/R	8,12	Kevin Miller	89	28	27	55	-8	54	3	3	4	187	15.0	2	0.62	2.1
53	R	25	Mike Grier	159	25	30	55	-13	67	3	6	5	257	9.7	0	0.35	1.6
54	R	23	Nicholas Dimitrakos	134	19	34	53	-1	83	5	0	4	216	8.8	1	0.40	1.6
55	L	23,62	Andrei Nazarov	169	23	28	51	-24	490	3	0	2	221	10.4	0	0.30	1.3

ALL-TIME SHARKS SCORING

Rank	POS	NO	PLAYER	GP	G	A	PTS	+/-	PIM	PP	SH	GW	S	PCTG	GT	PT/GM	S/GM
56	D	4	Jay More	287	12	38	50	-97	545	1	1	1	297	4.0	0	0.17	1.0
57	R	9	Adam Graves	163	26	23	49	-3	83	2	3	1	257	10.1	0	0.30	1.6
58	D	3,5	Doug Bodger	166	9	40	49	-32	146	3	0	2	231	3.9	0	0.30	1.4
59	C	8,9,47	Darren Turcotte	74	22	26	48	0	20	3	2	6	159	13.8	0	0.65	2.1
60	D	24	Doug Wilson	86	12	36	48	-66	66	5	0	0	233	5.2	1	0.56	2.7
61	C	9	Brian Lawton	80	17	30	47	-34	54	7	0	1	160	10.6	0	0.59	2.0
62	R	26	Ray Sheppard	51	27	19	46	-19	10	12	0	4	170	15.9	0	0.90	3.3
63	L	19	Brian Mullen	72	18	28	46	-14	66	5	3	1	168	10.7	0	0.64	2.3
64	L	29	Ryane Clowe	108	19	27	46	-1	118	6	0	3	141	13.5	0	0.43	1.3
65	C/L	22, 32	Murray Craven	129	16	29	45	-1	47	2	4	4	180	8.9	0	0.35	1.4
66	C	34	Patrick Rissmiller	180	18	27	45	-6	60	2	0	3	247	7.3	0	0.25	1.4
67	L/R	15	David Bruce	79	24	19	43	-36	79	12	1	1	178	13.5	0	0.54	2.3
68	C	11	Marcel Goc	210	18	25	43	-24	58	2	1	2	279	6.5	0	0.20	1.3
69	L	12,22	Bob Errey	107	17	26	43	-9	173	5	0	2	146	11.6	0	0.40	1.4
70	D	52	Craig Rivet	91	6	37	43	11	116	2	0	0	136	4.4	0	0.47	1.5
71	R	42	Shean Donovan	181	25	17	42	-38	109	0	2	2	225	11.1	0	0.23	1.2
72	D	23	Todd Gill	143	8	34	42	-33	132	4	0	1	201	4.0	0	0.29	1.4
73	C	12	Ron Sutter	272	15	26	41	-21	161	1	3	4	270	5.6	0	0.15	1.0
74	L/R	18	Chris Tancill	96	14	27	41	-16	38	1	2	0	152	9.2	0	0.43	1.6
75	D	44	Marc-Edouard Vlasic	163	5	35	40	1	42	3	0	0	138	3.6	0	0.25	0.8
76	D	3,41	David Williams	96	4	36	40	-40	89	3	0	1	151	2.6	0	0.42	1.6
77	C	15	Wayne Primeau	100	15	24	39	0	107	1	2	2	190	7.9	0	0.39	1.9
78	L	11	Gaetan Duchesne	117	14	25	39	2	44	0	1	3	169	8.3	0	0.33	1.4
79	C	32,47	Mike Sullivan	171	16	21	37	-63	49	1	4	2	188	8.5	0	0.22	1.1
80	D	38	Michal Sykora	152	7	29	36	-12	137	2	0	0	147	4.8	0	0.24	1.0
81	C	37	Curtis Brown	123	15	18	33	3	72	0	2	3	143	10.5	0	0.27	1.2
82	C	27	Jeremy Roenick	69	14	19	33	-8	26	7	0	10	89	15.7	0	0.48	1.3
83	R	15	John MacLean	51	13	19	32	0	28	5	0	2	139	9.4	1	0.63	2.7
84	R	28,44	Matt Bradley	121	12	17	29	21	99	0	0	2	100	12.0	0	0.24	0.8
85	C	33	Dale Craigwell	98	11	18	29	-20	28	4	1	2	80	13.8	0	0.30	0.8
86	L	15,26	Dave Lowry	143	11	17	28	-4	93	2	0	1	130	8.5	1	0.20	0.9
87	D	33	Marty McSorley	113	6	22	28	4	326	0	1	1	120	5.0	1	0.25	1.1
88	C/L	17	Stephen Guolla	64	16	11	27	-9	20	2	0	2	112	14.3	1	0.42	1.8
89	D	5	Neil Wilkinson	119	5	22	27	-61	203	1	1	0	146	3.4	0	0.23	1.2
90	C	16	Perry Berezan	94	15	11	26	-44	58	5	2	2	149	10.1	0	0.28	1.6
91	R	22	Ronnie Stern	145	11	14	25	-12	309	1	0	2	157	7.0	0	0.17	1.1
92	D	43	Al Iafrate	59	8	16	24	-11	119	5	0	0	128	6.3	0	0.41	2.2
93	D	5	Jeff Jillson	74	5	19	24	-5	38	3	0	2	69	7.2	0	0.32	0.9
94	D	21	Jim Fahey	79	1	23	24	-16	65	0	0	0	107	0.9	0	0.30	1.4
95	C	37,55	Grant Stevenson	47	10	12	22	-7	14	5	0	2	67	14.9	0	0.47	1.4
96	R	7	Wayne Presley	47	8	14	22	-29	76	3	0	0	114	7.0	0	0.47	2.4
97	D	26,44	Vlastimil Kroupa	103	4	18	22	-47	66	2	0	1	55	7.3	0	0.21	0.5
98	L	7	Mark Bell	71	11	10	21	-9	83	3	0	2	116	9.5	0	0.30	1.6
99	C	17	Torrey Mitchell	82	10	10	20	-3	50	1	2	0	110	9.1	0	0.24	1.3
100	R	39	Ed Courtenay	44	7	13	20	-21	10	2	0	1	63	11.1	0	0.45	1.4
101	D	19	Doug Zmolek	152	5	14	19	-59	351	2	0	0	123	4.1	0	0.13	0.8
102	D	2	Rob Zettler	196	1	18	19	-80	314	0	0	0	160	0.6	0	0.10	0.8
103	D	51	Brian Campbell	20	3	16	19	9	8	2	0	0	40	7.5	0	0.95	2.0
104	C/L	45,16	Dody Wood	106	8	10	18	-11	471	0	1	0	95	8.4	0	0.17	0.9
105	D	4	Greg Hawgood	63	6	12	18	-22	69	3	0	0	83	7.2	1	0.29	1.3
106	L	7,37	Ville Peltonen	59	4	14	18	-15	14	1	0	0	93	4.3	0	0.31	1.6
107	R	16	Devin Setoguchi	44	11	6	17	6	8	3	0	2	105	10.5	0	0.39	2.4
108	D	20,4	Andrei Zyuzin	81	9	8	17	13	104	4	0	2	116	7.8	0	0.21	1.4
109	D	38	Pat MacLeod	50	5	12	17	-51	14	3	0	0	97	5.2	0	0.34	1.9
110	D	47,34	Yves Racine	32	1	16	17	-3	28	0	0	0	35	2.9	0	0.53	1.1

ALL-TIME SHARKS SCORING

Rank	POS	NO	PLAYER	GP	G	A	PTS	+/-	PIM	PP	SH	GW	S	PCTG	GT	PT/GM	S/GM
111	L/C	14	Steve Bozek	58	8	8	16	-30	27	2	0	0	105	7.6	0	0.28	1.8
112	L	20	John Carter	59	7	9	16	-27	81	0	1	0	115	6.1	0	0.27	1.9
113	D	3	Daniel McGillis	37	3	13	16	-6	30	2	0	0	71	4.2	1	0.43	1.9
114	L	22	Paul Fenton	60	11	4	15	-39	33	3	2	1	96	11.5	0	0.25	1.6
115	D	6	Ken Hammond	46	5	10	15	-17	82	2	0	0	93	5.4	0	0.33	2.0
116	D	2	Jim Kyte	75	3	12	15	-19	179	0	0	1	46	6.5	0	0.20	0.6
117	D	5,38	Rob Davison	176	2	12	14	2	238	0	0	0	108	1.9	0	0.08	0.6
118	D	41,3	Douglas Murray	135	1	13	14	23	156	0	0	0	87	1.1	0	0.10	0.6
119	L	28,7	Shawn Burr	60	6	7	13	-1	79	0	0	0	85	7.1	0	0.22	1.4
120	D	23	Link Gaetz	48	6	6	12	-27	326	3	0	0	73	8.2	0	0.25	1.5
121	C	8	Jarrold Skalde	39	5	7	12	-8	18	0	0	0	47	10.6	1	0.31	1.2
122	L	27	Perry Anderson	48	4	8	12	-17	143	0	0	0	57	7.0	0	0.25	1.2
123	C	10	Tony Hrkac	22	2	10	12	-2	4	0	0	0	31	6.5	0	0.55	1.4
124	D	3	Bob Rouse	96	0	12	12	-3	63	0	0	0	95	0.0	0	0.13	1.0
125	R	91,43	Jan Caloun	13	8	3	11	2	0	2	0	0	23	34.8	0	0.85	1.8
126	R	24	Josh Langfeld	39	2	9	11	4	16	0	1	0	53	3.8	0	0.28	1.4
127	L	18	Mark Pederson	27	7	3	10	-20	22	1	0	0	42	16.7	0	0.37	1.6
128	L	28	J.F. Quintin	22	5	5	10	-2	4	0	0	0	24	20.8	0	0.45	1.1
129	L	18	Dave Snuggerud	36	4	6	10	-15	18	0	1	1	70	5.7	0	0.28	1.9
130	L	11,21	Yvon Coriveau	20	3	7	10	-7	0	1	0	0	32	9.4	0	0.50	1.6
131	D	23	Shawn Heins	81	3	7	10	0	105	2	0	0	80	3.8	0	0.12	1.0
132	D	6	Josh Gorges	96	1	9	10	2	57	0	0	0	62	1.6	0	0.10	0.6
133	R	13	Bill Guerin	16	8	1	9	2	14	2	0	1	36	22.2	0	0.56	2.3
134	L	15	Ville Nieminen	52	4	5	9	-10	24	0	1	0	71	5.6	0	0.17	1.4
135	G	20,35	Evgeni Nabokov	430	1	8	9	0	82	1	0	0	2	50.0	0	0.02	0.0
136	C	27	Hubie McDonough	30	6	2	8	-21	6	2	0	0	41	14.6	0	0.27	1.4
137	L	8	Larry DePalma	20	2	6	8	-14	41	1	0	0	29	6.9	0	0.40	1.5
138	C	26	Petri Skriko	17	4	3	7	-8	6	2	1	0	35	11.4	0	0.41	2.1
139	L	42,50	Jaroslav Otevrel	16	3	4	7	-11	2	1	0	0	15	20.0	0	0.44	0.9
140	C	26	Jim Montgomery	28	1	6	7	-1	19	1	0	0	17	5.9	0	0.25	0.6
141	L	25,42	Dave Maley	62	1	6	7	-26	156	1	0	0	52	1.9	0	0.11	0.8
142	L	45	Jody Shelley	31	1	6	7	-2	91	0	0	0	31	3.2	0	0.23	1.0
143	C	15,48	Alexei Yegorov	11	3	3	6	-4	2	2	0	0	10	30.0	0	0.55	0.9
144	D	21	Peter Ahola	20	2	3	5	-6	16	0	0	0	32	6.3	0	0.25	1.6
145	D	42	Andy Sutton	71	1	4	5	-9	145	0	0	0	53	1.9	0	0.07	0.7
146	D	3	Ilya Byakin	13	0	5	5	-9	14	0	0	0	19	0.0	0	0.38	1.5
147	G	30	Chris Toneri	68	0	5	5	0	4	0	0	0	0	0.0	0	0.07	0.0
148	G	29,35	Vesa Toskala	115	0	5	5	0	6	0	0	0	0	0.0	0	0.04	0.0
149	R	27	Scott Parker	71	2	3	5	3	161	0	0	0	29	6.9	0	0.07	0.4
150	R	22	Lyndon Byers	18	4	1	5	-2	122	0	0	0	18	22.2	0	0.28	1.0
151	R	26	Robin Bawa	42	5	0	5	-25	47	0	0	1	25	20.0	1	0.12	0.6
152	L	12	Bill Lindsay	16	0	4	4	2	29	0	0	0	14	0.0	0	0.25	0.9
153	R	19	Tim Hunter	46	0	4	4	0	135	0	0	0	13	0.0	0	0.09	0.3
154	D	44	Shawn Cronin	63	0	4	4	2	137	0	0	0	26	0.0	0	0.06	0.4
155	L	37	Don Barber	12	1	3	4	-7	2	0	0	0	17	5.9	0	0.33	1.4
156	D	21	Alexei Semenov	22	1	3	4	-8	36	1	0	0	23	4.3	0	0.18	1.0
157	C	20	Kip Miller	11	2	2	4	-1	6	0	0	0	21	9.5	0	0.36	1.9
158	C	9	Viacheslav Butsayev	18	2	2	4	-4	10	0	0	0	12	16.7	0	0.22	0.7
159	R	21	Dave Brown	37	3	1	4	4	46	0	0	0	8	37.5	0	0.11	0.2
160	D	25	Bob McGill	62	3	1	4	-34	70	0	1	1	56	5.4	1	0.06	0.9
161	L	44	Michel Picard	25	4	0	4	-17	24	2	0	0	32	12.5	0	0.16	1.3
162	C	9	Jon Morris	13	0	3	3	-10	6	0	0	0	11	0.0	0	0.23	0.8
163	G	30	Jeff Hackett	78	0	3	3	0	12	0	0	0	0	0.0	0	0.04	0.0
164	G	32	Arturs Irbe	183	0	3	3	0	34	0	0	0	0	0.0	0	0.02	0.0
165	D	7	Richard Brennan	11	1	2	3	-4	2	1	0	0	24	4.2	0	0.27	2.2

ALL-TIME SHARKS SCORING

Rank	POS	NO	PLAYER	GP	G	A	PTS	+/-	PIM	PP	SH	GW	S	PCTG	GT	PT/GM	S/GM
166	R	46,32	Miroslav Zalesak	12	1	2	3	-3	0	0	0	0	11	9.1	0	0.25	0.9
167	L	39	Tomas Plihal	25	2	1	3	-4	4	0	0	0	44	4.5	0	0.12	1.8
168	L	26	Lynn Loyns	21	3	0	3	-5	19	0	0	0	12	25.0	0	0.14	0.6
169	D	13	Rick Lessard	8	0	2	2	-4	16	0	0	0	4	0.0	0	0.25	0.5
170	D	29	Dean Kolstad	10	0	2	2	-9	12	0	0	0	22	0.0	0	0.20	2.2
171	D	6	Jason Marshall	12	0	2	2	-2	8	0	0	0	14	0.0	0	0.17	1.2
172	D	18,5	Mike Lalor	23	0	2	2	-5	8	0	0	0	19	0.0	0	0.09	0.8
173	R	36	Todd Ewen	51	0	2	2	-5	162	0	0	0	22	0.0	0	0.04	0.4
174	G	29	Mike Vernon	111	0	2	2	0	32	0	0	0	0	0.0	0	0.02	0.0
175	G	31	Steve Shields	125	0	2	2	0	37	0	0	0	0	0.0	0	0.02	0.0
176	D	2	Bobby Dollas	16	1	1	2	4	14	0	0	0	5	20.0	0	0.13	0.3
177	R	33	Brantt Myhres	43	1	1	2	-2	213	0	0	0	9	11.1	0	0.05	0.2
178	L	21	Craig Cox	10	2	0	2	-4	19	0	0	0	11	18.2	0	0.20	1.1
179	D	43	Matt Carkner	1	0	1	1	0	2	0	0	0	0	0.0	0	1.00	0.0
180	C	16	Mark Pavelich	2	0	1	1	-2	4	0	0	0	0	0.0	0	0.50	0.0
181	D	5	Jason Widmer	2	0	1	1	1	0	0	0	0	0	0.0	0	0.50	0.0
182	L	16	Alex Hicks	4	0	1	1	-1	4	0	0	0	4	0.0	0	0.25	1.0
183	C	27	Dave Capuano	4	0	1	1	-5	0	0	0	0	5	0.0	0	0.25	1.3
184	L	44	Kevin Evans	5	0	1	1	0	25	0	0	0	4	0.0	0	0.20	0.8
185	D	3	Steve Bancroft	5	0	1	1	-2	2	0	0	0	5	0.0	0	0.20	1.0
186	C	41	Ryan Kraft	7	0	1	1	2	0	0	0	0	1	0.0	0	0.14	0.1
187	L	24	Barry Potomski	9	0	1	1	1	30	0	0	0	4	0.0	0	0.11	0.4
188	D	34	Mike Colman	15	0	1	1	-8	32	0	0	0	7	0.0	0	0.07	0.5
189	D	45	Claudio Scremin	17	0	1	1	-5	29	0	0	0	22	0.0	0	0.06	1.3
190	G	1	Brian Hayward	25	0	1	1	0	16	0	0	0	0	0.0	0	0.04	0.0
191	G	35	Jarmo Myllys	27	0	1	1	0	2	0	0	0	0	0.0	0	0.04	0.0
192	G	31	Wade Flaherty	53	0	1	1	0	0	0	0	0	0	0.0	0	0.02	0.0
193	C	9	Gary Emmons	3	1	0	1	-4	0	1	0	0	6	16.7	0	0.33	2.0
194	C	40	Mark Beaufait	5	1	0	1	-1	0	0	0	0	3	33.3	0	0.20	0.6
195	C	43	Jeff McLean	6	1	0	1	1	0	0	0	0	5	20.0	0	0.17	0.8
196	L	22	Mike McHugh	8	1	0	1	-3	14	0	0	0	5	20.0	0	0.13	0.6
197	C	47	Tom Cavanagh	1	0	1	1	1	0	0	0	0	0	0.0	0	1.00	0.0
198	L	28	Paul Kruse	1	0	0	0	0	5	0	0	0	0	0.0	0	0.00	0.0
199	C	24	Brad Boyes	1	0	0	0	-2	2	0	0	0	0	0.0	0	0.00	0.0
200	D	28	Sergei Bautin	1	0	0	0	-1	2	0	0	0	0	0.0	0	0.00	0.0
201	G	30	Jason Muzzatti	1	0	0	0	0	0	0	0	0	0	0.0	0	0.00	0.0
202	R	26	Peter Lappin	1	0	0	0	0	0	0	0	0	2	0.0	0	0.00	2.0
203	G	30	Sean Gauthier	1	0	0	0	0	0	0	0	0	0	0.0	0	0.00	0.0
204	R	46	Mike Iggulden	1	0	0	0	-1	0	0	0	0	1	0.0	0	0.00	1.0
205	G	33	Brian Boucher	5	0	0	0	0	0	0	0	0	0	0.0	0	0.00	0.0
206	C	28	Iain Fraser	2	0	0	0	-1	2	0	0	0	0	0.0	0	0.00	0.0
207	R	7,40	Mikhail Kravets	2	0	0	0	-1	0	0	0	0	2	0.0	0	0.00	1.0
208	R	49	Mathieu Darche	2	0	0	0	0	0	0	0	0	3	0.0	0	0.00	1.5
209	R	25	Mike Craig	3	0	0	0	-1	2	0	0	0	3	0.0	0	0.00	1.0
210	L	43	Lukas Kaspar	3	0	0	0	-2	0	0	0	0	5	0.0	0	0.00	1.7
211	G	30	Dimitri Patzold	3	0	0	0	0	0	0	0	0	0	0.0	0	0.00	0.0
212	C	49	Chad Wiseman	4	0	0	0	-2	4	0	0	0	1	0.0	0	0.00	0.3
213	G	29	Geoff Sarjeant	4	0	0	0	0	2	0	0	0	0	0.0	0	0.00	0.0
214	R	28	Mikael Samuelsson	4	0	0	0	0	0	0	0	0	3	0.0	0	0.00	0.8
215	L	34	Niklas Andersson	5	0	0	0	-1	2	0	0	0	6	0.0	0	0.00	1.2
216	R	50	Hannes Hyvonen	6	0	0	0	-2	0	0	0	0	4	0.0	0	0.00	0.7
217	G	31	Nolan Schaefer	7	0	0	0	0	2	0	0	0	0	0.0	0	0.00	0.0
218	D	26	Chris Lipuma	8	0	0	0	-2	22	0	0	0	4	0.0	0	0.00	0.5
219	D	5	Ken Sutton	8	0	0	0	-4	15	0	0	0	7	0.0	0	0.00	0.9
220	D	4	John Jakopin	12	0	0	0	0	11	0	0	0	3	0.0	0	0.00	0.3

ALL-TIME SHARKS SCORING

Rank	POS	NO	PLAYER	GP	G	A	PTS	+/-	PIM	PP	SH	GW	S	PCTG	GT	PT/GM	S/GM
221	G	20	Ed Belfour	13	0	0	0	0	8	0	0	0	0	0.0	0	0.00	0.0
222	G	29	Jimmy Waite	15	0	0	0	0	6	0	0	0	0	0.0	0	0.00	0.0
223	D	53	Jesse Fibiger	16	0	0	0	-5	2	0	0	0	2	0.0	0	0.00	0.1
224	G	1	Thomas Greiss	3	0	0	0	0	0	0	0	0	0	0.0	0	0.00	0.0
225	G	37,34	Miikka Kiprusoff	47	0	0	0	0	4	0	0	0	0	0.0	0	0.00	0.0
226	G	32	Kelly Hrudey	76	0	0	0	0	2	0	0	0	0	0.0	0	0.00	0.0
TOTALS				3547	5954	9501			21515	996	155	517	35390	10.0	67		

SHARKS ALL-TIME GOALIE STATISTICS

NO.	GOALTENDER	GPI	MINS	AVG	W	L	T	EN	SO	GA	SA	SPCT.	G	A	PIM	DEC
30	Sean Gauthier	1	3	0.00	0	0	0	0	0	0	2	1.000	0	0	0	0
33	Brian Boucher	5	238	1.76	3	1	1	0	1	7	103	.932	0	0	0	5
31	Nolan Schaefer	7	352	1.88	5	1	0	1	1	11	138	.920	0	0	2	6
29,35	Vesa Toskala	115	6269	2.34	65	28	10	8	8	245	2842	.914	0	5	6	103
20,35	Evgeni Nabokov	430	24612	2.37	208	150	48	27	40	974	10926	.911	1	8	82	406
29	Mike Vernon	126	7167	2.39	52	49	19	5	9	285	2961	.904	0	2	32	120
31	Steve Shields	125	7094	2.44	48	49	21	5	10	289	3368	.914	0	2	37	118
37,34	Miikka Kiprusoff	47	2390	2.84	14	21	3	4	3	113	1096	.897	0	0	4	38
32	Kelly Hrudey	76	3991	3.04	20	40	7	8	1	202	1863	.892	0	0	2	67
1	Thomas Greiss	3	129	3.26	0	1	1	0	0	7	50	.860	0	0	0	2
30	Chris Terreri	68	3716	3.39	19	39	4	14	0	210	1875	.888	0	5	4	62
30,20	Ed Belfour	13	757	3.41	3	9	0	1	1	43	371	.884	0	0	8	12
32	Arturs Irbe	183	10286	3.47	57	91	26	12	8	595	5342	.889	0	3	34	174
31	Wade Flaherty	53	2586	4.29	10	26	2	4	1	185	1512	.878	0	1	0	38
29	Jimmy Waite	15	697	4.30	3	7	0	2	0	50	319	.843	0	0	6	10
30	Jason Muzzatti	1	27	4.44	0	0	0	0	0	2	13	.846	0	0	0	0
30	Jeff Hackett	78	4314	4.51	13	57	2	3	0	324	2586	.875	0	3	12	72
29	Geoff Sarjeant	4	171	4.91	0	2	1	1	0	14	87	.839	0	0	2	3
35	Jarmo Myllys	27	1374	5.02	3	18	1	6	0	115	862	.867	0	1	2	22
1	Brian Hayward	25	1235	5.39	3	18	1	0	0	111	736	.849	0	1	16	22
30	Dimitri Patzold	3	44	5.45	0	0	0	0	0	4	20	.800	0	0	0	0
TOTALS		1405	77452	2.93	526	607	147	101	83	3786	37072	.898	1	31	249	1280



Nolan Schaefer

SHARKS ALL-TIME LEADERS

Active players on Sharks Roster in bold

GAMES PLAYED

1. Patrick Marleau	795
2. Mike Rathje	671
3. Owen Nolan	568
4. Marco Sturm	553
5. Mike Ricci	529
6. Marcus Ragnarsson	519
7. Jeff Friesen	512
8. Scott Hannan	508
9. Evgeni Nabokov	430
10. Vincent Damphousse	385

GOALS

1. Patrick Marleau	238
2. Owen Nolan	206
3. Jonathan Cheechoo	153
4. Jeff Friesen	149
5. Marco Sturm	128
6. Mike Ricci	101
7. Vincent Damphousse	92
8. Scott Thornton	77
9. Pat Falloon	76
10. Joe Thornton	71

ASSISTS

1. Patrick Marleau	301
2. Owen Nolan	245
3. Joe Thornton	231
4. Jeff Friesen	201
5. Vincent Damphousse	197
6. Mike Ricci	162
7. Marco Sturm	145
8. Mike Rathje	128
9. Marcus Ragnarsson	125
10. Brad Stuart	117

POINTS

1. Patrick Marleau	539
2. Owen Nolan	451
3. Jeff Friesen	350
4. Joe Thornton	302
5. Vincent Damphousse	289
6. Marco Sturm	273
7. Mike Ricci	263
8. Jonathan Cheechoo	262
9. Pat Falloon	162
10. Milan Michalek	157

PENALTY MINUTES

1. Jeff Odgers	1,001
2. Owen Nolan	934
3. Bryan Marchment	706
4. Jay More	545
5. Andrei Nazarov	490
6. Dody Wood	471
7. Mike Rathje	439
8. Scott Thornton	439
9. Mark Smith	398
10. Marcus Ragnarsson	392

PLUS/MINUS

(minimum 100 GP)

1. Joe Thornton	73
2. Nils Ekman	50
3. Jonathan Cheechoo	45
4. Scott Hannan	45
5. Marco Sturm	42
6. Milan Michalek	38
7. Bryan Marchment	33
8. Christian Ehrhoff	31
9. Gary Suter	28
10. Todd Harvey	28

POWER-PLAY GOALS

1. Owen Nolan	75
2. Patrick Marleau	74
3. Jonathan Cheechoo	57
4. Jeff Friesen	43
5. Vincent Damphousse	39
6. Mike Ricci	38
7. Marco Sturm	32
8. Joe Thornton	25
9. Johan Garpenlov	22
10. Milan Michalek	20

SHORT-HANDED GOALS

1. Owen Nolan	14
2. Marco Sturm	14
3. Jeff Friesen	13
4. Jamie Baker	7
5. Mike Grier	6
6. Mike Ricci	6
7. Kelly Kisio	5
8. Nils Ekman	4
9. Murray Craven	4
10. Mike Sullivan	4

GAME-WINNING GOALS

1. Patrick Marleau	43
2. Jonathan Cheechoo	32
3. Marco Sturm	27
4. Owen Nolan	25
5. Jeff Friesen	25
6. Milan Michalek	19
7. Vincent Damphousse	19
8. Mike Ricci	15
9. Teemu Selanne	15
10. Joe Thornton	14

GAME-TYING GOALS

1. Owen Nolan	6
2. Marco Sturm	4
3. Niklas Sundstrom	4
4. Jeff Friesen	3
5. Pat Falloon	3
6. Tom Pederson	3
7. Patrick Marleau	2
8. Jonathan Cheechoo	2
9. Alexander Korolyuk	2
10. Scott Thornton	2
11. Vincent Damphousse	2
12. Stephane Matteau	2
13. Todd Elik	2
14. Kevin Miller	2
15. Jeff Odgers	2

+/-

SHOTS

1. Patrick Marleau	1,669
2. Owen Nolan	1,668
3. Jeff Friesen	1,121
4. Marco Sturm	1,119
5. Jonathan Cheechoo	1,056
6. Vincent Damphousse	852
7. Mike Ricci	723
8. Mike Rathje	687
9. Scott Thornton	616
10. Pat Falloon	614

HAT TRICKS

1. Jonathan Cheechoo	9
2. Owen Nolan	3
3. Rob Gaudreau	3
4. Patrick Marleau	2
5. Tony Granato	2
6. Jeff Friesen	2
7. Igor Lariionov	2
8. Joe Thornton	1
9. Marco Sturm	1
10. Alyn McCauley	1
11. Others tied with	1

GAMES PLAYED

1. Evgeni Nabokov	430
2. Arturs Irbe	183
3. Mike Vernon	126
4. Steve Shields	125
5. Vesa Toskala	115
6. Jeff Hackett	78
7. Kelly Hrudey	76
8. Chris Terreri	68
9. Wade Flaherty	53
10. Miikka Kiprusoff	47

MINUTES

1. Evgeni Nabokov	24,612
2. Arturs Irbe	10,286
3. Mike Vernon	7,167
4. Steve Shields	7,094
5. Vesa Toskala	6,269
6. Jeff Hackett	4,314
7. Kelly Hrudey	3,991
8. Chris Terreri	3,716
9. Wade Flaherty	2,586
10. Miikka Kiprusoff	2,390

GOALS-AGAINST AVERAGE (Min. 25 GP)

1. Vesa Toskala	2.34
2. Evgeni Nabokov	2.37
3. Mike Vernon	2.39
4. Steve Shields	2.44
5. Miikka Kiprusoff	2.84
6. Kelly Hrudey	3.04
7. Chris Terreri	3.39
8. Arturs Irbe	3.47
9. Wade Flaherty	4.29
10. Jeff Hackett	4.51

SHARKS ALL-TIME LEADERS

CONSECUTIVE GAMES PLAYED

1.	Vincent Damphousse	247	4/8/01-4/4/04
2.	Mike Ricci	228	11/22/97-10/20/00
3.	Joe Thornton	222*	12/1/05-present
4.	Patrick Marleau	181	12/8/01-1/15/04
5.	Teemu Selanne	176	3/17/01-4/6/03
6.	Jeff Friesen	174	1/2/99-1/15/01
7.	Patrick Marleau	172	1/22/04-2/14/07
8.	Alyn McCauley	169	3/8/03-3/30/06
9.	Scott Hannan	163	2/19/03-2/28/06
10.	Brad Stuart	149	10/2/99-3/17/01

* — active streak entering 2008-09

ALL-TIME GOALTENDERS

Active players on Sharks Roster in **bold**

WINS

1.	Evgeni Nabokov	208
2.	Vesa Toskala	65
3.	Arturs Irbe	57
4.	Mike Vernon	52
5.	Steve Shields	48
6.	Kelly Hrudey	20
7.	Chris Terreri	19
8.	Miikka Kiprusoff	14
9.	Jeff Hackett	13
10.	Wade Flaherty	10

TIES

1.	Evgeni Nabokov	29
2.	Arturs Irbe	26
3.	Steve Shields	21
4.	Mike Vernon	19
5.	Kelly Hrudey	7
6.	Vesa Toskala	5
7.	Chris Terreri	4
8.	Miikka Kiprusoff	3
9.	Jeff Hackett	2
	Wade Flaherty	2

SHOOTOUT WINS

1.	Evgeni Nabokov	8
2.	Nolan Schaefer	1

DECISIONS

1.	Evgeni Nabokov (208-150-48)	406
2.	Arturs Irbe (57-91-26)	174
3.	Mike Vernon (52-49-19)	120
4.	Steve Shields (48-49-21)	118
5.	Vesa Toskala (65-28-10)	103
6.	Jeff Hackett (13-57-2)	72
7.	Kelly Hrudey (20-40-7)	67
8.	Chris Terreri (19-39-4)	62
9.	Miikka Kiprusoff (14-21-3)	38
	Wade Flaherty (10-26-2)	38

EMPTY-NET GOALS

1.	Evgeni Nabokov	27
2.	Chris Terreri	14
3.	Arturs Irbe	12
4.	Vesa Toskala	8
	Kelly Hrudey	8
6.	Jarmo Myllys	6
7.	Steve Shields	5
	Mike Vernon	5
9.	Miikka Kiprusoff	4
	Wade Flaherty	4

SHUTOUTS

1.	Evgeni Nabokov	40
2.	Steve Shields	10
3.	Mike Vernon	9
4.	Vesa Toskala	8
	Arturs Irbe	8
6.	Team	4
7.	Miikka Kiprusoff	3
8.	Brian Boucher	1
	Nolan Schaefer	1
	Ed Belfour	1
	Wade Flaherty	1
	Kelly Hrudey	1

GOALS ALLOWED

1.	Evgeni Nabokov	974
2.	Arturs Irbe	595
3.	Jeff Hackett	324
4.	Steve Shields	289
5.	Mike Vernon	285
6.	Vesa Toskala	245
7.	Chris Terreri	210
8.	Kelly Hrudey	202
9.	Wade Flaherty	185
10.	Jarmo Myllys	115

SHOTS AGAINST

1.	Evgeni Nabokov	10,926
2.	Arturs Irbe	5,342
3.	Steve Shields	3,368
4.	Mike Vernon	2,961
5.	Vesa Toskala	2,842
6.	Jeff Hackett	2,586
7.	Chris Terreri	1,875
8.	Kelly Hrudey	1,863
9.	Wade Flaherty	1,512
10.	Miikka Kiprusoff	1,096

SAVE PERCENTAGE (Min. 25 GP)

1.	Vesa Toskala	.914
	Steve Shields	.914
3.	Evgeni Nabokov	.911
4.	Mike Vernon	.904
5.	Miikka Kiprusoff	.897
6.	Kelly Hrudey	.892
7.	Arturs Irbe	.889
8.	Chris Terreri	.888
9.	Wade Flaherty	.878
10.	Jeff Hackett	.875

GOALS

1.	Evgeni Nabokov	1
----	-----------------------	----------

ASSISTS

1.	Evgeni Nabokov	8
2.	Vesa Toskala	5
	Chris Terreri	5
4.	Arturs Irbe	3
	Jeff Hackett	3
6.	Steve Shields	2
	Mike Vernon	2
8.	Wade Flaherty	1
	Jarmo Myllys	1
	Brian Hayward	1

PENALTY MINUTES

1.	Evgeni Nabokov	82
2.	Steve Shields	37
3.	Arturs Irbe	34
4.	Mike Vernon	32
5.	Brian Hayward	16
6.	Jeff Hackett	12
7.	Ed Belfour	8
8.	Jimmy Waite	6
	Vesa Toskala	6
9.	Miikka Kiprusoff	4
	Chris Terreri	4

ALL-TIME GOALTENDERS

CONSECUTIVE GAMES STARTED IN GOAL

	Games	Dates
1. Evgeni Nabokov	50	3/24/07 – 1/12/08
2. Chris Terrier	24	11/16/95 – 1/08/96
3. Arturs Irbe	21	2/23/94 – 4/07/94
4. Evgeni Nabokov	18	3/01/01 – 4/07/01
Steve Shields	18	2/01/00 – 3/17/00
6. Arturs Irbe	17	12/22/93 – 2/05/94
7. Evgeni Nabokov	15	1/15/08 – 2/18/08
8. Evgeni Nabokov	14	11/13/02 – 12/14/02
Evgeni Nabokov	14	2/16/07 – 3/15/07
10. Arturs Irbe	12	4/16/95 – 10/12/95
Jeff Hackett	12	12/21/92 – 1/15/93
Arturs Irbe	12	4/10/94 – 2/10/95
Kelly Hrudey	12	10/22/96 – 11/16/96

LONGEST UNBEATEN STREAKS

	Games	W-L-T	Dates
1. Evgeni Nabokov	16	15-0-1	2/21/08 – 4/1/08
2. Evgeni Nabokov	13	11-0-2	3/4/07-4/5/07
3. Vesa Toskala	12	12-0-0	4/3/06 – 10/23/06
4. Evgeni Nabokov	11	9-0-2	10/20/00 – 11/14/00
Steve Shields	11	9-0-2	3/09/99 – 4/09/99
6. Mike Vernon	10	6-0-4	3/26/98 – 10/09/98
7. Evgeni Nabokov	9	8-0-1	11/27/01 – 12/19/01
Arturs Irbe	9	7-0-2	3/20/94 – 4/05/94
9. Evgeni Nabokov	8	7-0-1	12/26/07 – 1/12/08
Vesa Toskala	8	7-0-1	12/31/06 – 1/30/07

Mike Vernon



SINGLE SEASON LEADERS

Active players on Sharks Roster in **bold**

GOALS

1. Jonathan Cheechoo	*56	'05-06
2. Owen Nolan	44	'99-00
3. Jonathan Cheechoo	37	'06-07
4. Patrick Marleau	34	'05-06
5. Patrick Marleau	32	'06-07
6. Jeff Friesen	31	'97-98
Owen Nolan	31	'96-97
8. Sergei Makarov	30	'93-94
9. Joe Thornton	29	'07-08
Owen Nolan	29	'95-96
Teemu Selanne	29	'01-02

* — led NHL

ASSISTS

1. Joe Thornton	*92	'06-07
2. Joe Thornton	**72	'05-06
3. Joe Thornton	*67	'07-08
4. Patrick Marleau	52	'05-06
Kelly Kisio	52	'92-93
6. Vincent Damphousse	49	'99-00
Craig Janney	49	'95-96
7. Patrick Marleau	46	'06-07
9. Johan Garpenlov	44	'92-93
10. Owen Nolan	43	'01-02

* — led NHL

** — led NHL (106 total)

POINTS

1. Joe Thornton	114	'06-07
2. Joe Thornton	96	'07-08
3. Jonathan Cheechoo	93	'05-06
4. Joe Thornton	**92	'05-06
5. Patrick Marleau	86	'05-06
6. Owen Nolan	84	'99-00
7. Patrick Marleau	78	'06-07
Kelly Kisio	78	'92-93
9. Vincent Damphousse	70	'99-00
10. Jonathan Cheechoo	69	'06-07

** — led NHL (125 total)

PLUS/MINUS

1. Joe Thornton	31	'05-06
2. Nils Ekman	30	'03-04
3. Joe Thornton	24	'06-07
4. Jonathan Cheechoo	23	'05-06
Alyn McCauley	23	'03-04
Mike Rathje	23	'01-02
Marco Sturm	23	'01-02
8. Bryan Marchment	22	'01-02
Matt Bradley	22	'01-02
10. Douglas Murray	20	'07-08
Tom Preissing	20	'05-06
Alexander Korolyuk	20	'03-04
Igor Larionov	20	'93-94

PENALTY MINUTES

1. Link Gaetz	326	'91-92
2. Jeff Odgers	253	'92-93
3. Doug Zmolek	229	'92-93
4. Andrei Nazarov	222	'96-97
Jeff Odgers	222	'93-94
6. Jeff Odgers	217	'91-92
7. Bryan Marchment	204	'00-01
8. Dody Wood	193	'96-97
9. Jeff Odgers	192	'95-96
10. Marty McSorley	186	'96-97

POWER-PLAY GOALS

1. Jonathan Cheechoo	24	'05-06
2. Patrick Marleau	20	'05-06
3. Owen Nolan	18	'99-00
4. Vincent Damphousse	15	'02-03
Jonathan Cheechoo	15	'06-07
6. Patrick Marleau	14	'06-07
Johan Garpenlov	14	'92-93
8. Owen Nolan	12	'95-96
Ray Sheppard	12	'95-96
10. Joe Thornton	11	'07-08
Milan Michalek	11	'06-07
Jeff Friesen	11	'99-00

SHORT-HANDED GOALS

1. Jeff Friesen	6	'97-98
Jamie Baker	6	'95-96
3. Marco Sturm	4	'99-00
Nils Ekman	4	'03-04
Owen Nolan	4	'99-00
5. Mike Grier	3	'07-08
Mike Grier	3	'06-07
Marco Sturm	3	'01-02
Marco Sturm	3	'00-01
Adam Graves	3	'01-02
Owen Nolan	3	'02-03
Jeff Friesen	3	'99-00
Murray Craven	3	'97-98
Brian Mullen	3	'91-92
Kelly Kisio	3	'91-92

GAME-WINNING GOALS

1. Jonathan Cheechoo	11	'05-06
2. Jeremy Roenick	10	'07-08
3. Jonathan Cheechoo	9	'03-04
Patrick Marleau	9	'06-07
Milan Michalek	9	'06-07
6. Milan Michalek	8	'07-08
Teemu Selanne	8	'01-02
8. Jeff Friesen	7	'99-00
Jeff Friesen	7	'97-98
10. Patrick Marleau	6	'00-01
Marco Sturm	6	'03-04
Vincent Damphousse	6	'02-03
Owen Nolan	6	'99-00

SINGLE SEASON LEADERS

Active players on Sharks Roster in **bold**

GAME-TYING GOALS

1. Niklas Sundstrom	3	'99-00
2. Marco Sturm	2	'03-04
Marco Sturm	2	'98-99
Owen Nolan	2	'99-00
Stephane Matteau	2	'97-98
Jeff Friesen	2	'96-97
Kevin Miller	2	'95-96
Pat Falloon	2	'91-92
Tom Pederson	2	'94-95
10. 51 players tied at	1	

SHOTS

1. Jonathan Cheechoo	317	'05-06
2. Owen Nolan	261	'99-00
3. Patrick Marleau	260	'05-06
4. Teemu Selanne	253	'02-03
5. Jonathan Cheechoo	250	'06-07
6. Milan Michalek	233	'07-08
7. Tony Granato	231	'96-97
8. Owen Nolan	225	'96-97
9. Patrick Marleau	220	'03-04
Jonathan Cheechoo	220	'07-08

HAT TRICKS

1. Jonathan Cheechoo	5	'05-06
2. Jonathan Cheechoo	3	'06-07
3. Tony Granato	2	'96-97
Igor Larionov	2	'93-94
Rob Gaudreau	2	'92-93
6. 25 players tied at	1	

GOALTENDING SINGLE SEASON LEADERS

Active players on Sharks Roster in **bold**

GAMES PLAYED

1. Evgeni Nabokov	*77	'07-08
2. Arturs Irbe	*74	'93-94
3. Evgeni Nabokov	67	'01-02
Steve Shields	67	'99-00
5. Evgeni Nabokov	66	'00-01
6. Mike Vernon	62	'97-98
7. Evgeni Nabokov	59	'03-04
8. Evgeni Nabokov	55	'02-03
9. Evgeni Nabokov	50	'06-07
10. Mike Vernon	49	'98-99

* — Led NHL

^ — Tied for NHL Lead

MINUTES

1. Evgeni Nabokov	4,561	'07-08
2. Arturs Irbe	*4,412	'93-94
3. Evgeni Nabokov	3,901	'01-02
Steve Shields	3,797	'99-00
5. Evgeni Nabokov	3,700	'00-01
6. Mike Vernon	3,564	'97-98
7. Evgeni Nabokov	3,456	'03-04
8. Evgeni Nabokov	3,227	'02-03
9. Mike Vernon	2,831	'98-99
10. Evgeni Nabokov	2,778	'06-07

* — Led NHL

GOALS-AGAINST AVERAGE (Min. 15 GP)

1. Vesa Toskala	2.06	'03-04
2. Evgeni Nabokov	2.14	'07-08
3. Evgeni Nabokov	2.19	'00-01
4. Evgeni Nabokov	2.20	'03-04
5. Steve Shields	2.22	'98-99
6. Mike Vernon	2.27	'98-99
7. Evgeni Nabokov	2.29	'06-07
Evgeni Nabokov	2.29	'01-02
9. Vesa Toskala	2.35	'06-07
10. Mike Vernon	2.46	'97-98

WINS

1. Evgeni Nabokov	*46	'07-08
2. Evgeni Nabokov	37	'01-02
3. Evgeni Nabokov	32	'00-01
4. Evgeni Nabokov	31	'03-04
5. Mike Vernon	30	'97-98
Arturs Irbe	30	'93-94
7. Steve Shields	27	'99-00
8. Vesa Toskala	26	'06-07
9. Evgeni Nabokov	25	'06-07
10. Vesa Toskala	23	'05-06

* — Led NHL

TIES

1. Arturs Irbe	16	'93-94
2. Mike Vernon	10	'98-99
3. Evgeni Nabokov	8	'03-04
Evgeni Nabokov	8	'02-03
Steve Shields	8	'99-00
Mike Vernon	8	'97-98
Steve Shields	8	'98-99
8. Evgeni Nabokov	7	'00-01
9. Evgeni Nabokov	5	'01-02
Steve Shields	5	'00-01
Kelly Hrudey	5	'96-97

GOALTENDING SINGLE SEASON LEADERS

Active players on Sharks Roster in **bold**

DECISIONS

1.	Evgeni Nabokov (46-21-8)	75	'07-08
2.	Arturs Irbe (30-28-16)	74	'93-94
3.	Evgeni Nabokov (37-24-5)	67	'01-02
4.	Steve Shields (27-30-8)	65	'99-00
5.	Evgeni Nabokov (32-21-7)	60	'00-01
	Mike Vernon (30-22-8)	60	'97-98
7.	Evgeni Nabokov (31-19-8-0)	58	'03-04
8.	Evgeni Nabokov (19-28-8)	55	'02-03
9.	Evgeni Nabokov (25-16-4)	45	'06-07
	Kelly Hrudey (16-24-5)	45	'96-97

EMPTY-NET GOALS ALLOWED

1.	Chris Terreri	10	'95-96
2.	Evgeni Nabokov	6	'07-08
	Jarmo Myllys	6	'91-92
4.	Evgeni Nabokov	5	'02-03
	Evgeni Nabokov	5	'01-02
6.	Evgeni Nabokov	4	'06-07
	Kelly Hrudey	4	'97-98
	Kelly Hrudey	4	'96-97
	Chris Terreri	4	'96-97
	Arturs Irbe	4	'93-94
	Arturs Irbe	4	'94-95

SHUTOUTS

1.	Evgeni Nabokov	^9	'03-04
2.	Evgeni Nabokov	7	'06-07
	Evgeni Nabokov	7	'01-02
4.	Evgeni Nabokov	6	'07-08
	Evgeni Nabokov	*6	'00-01
5.	Mike Vernon	#5	'97-98
6.	Vesa Toskala	4	'06-07
	Steve Shields	4	'99-00
	Arturs Irbe	4	'94-95
	Mike Vernon	4	'98-99
	Steve Shields	4	'98-99

^Evgeni Nabokov and Vesa Toskala shared a shutout on Nov. 21, 2003, but it is not counted in Nabokov's totals. *Evgeni Nabokov and Miikka Kiprusoff shared a shutout on March 12, 2001. Kiprusoff faced no shots in 38 seconds, but the shutout is not counted in Nabokov's totals. #Mike Vernon and Kelly Hrudey shared a shutout on April 7, 1998 vs. Calgary but it is not counted in Vernon's totals.

GOALS ALLOWED

1.	Arturs Irbe	209	'93-94
2.	Jeff Hackett	176	'92-93
3.	Evgeni Nabokov	163	'07-08
4.	Steve Shields	162	'99-00
5.	Chris Terreri	155	'95-96
6.	Evgeni Nabokov	149	'01-02
7.	Jeff Hackett	148	'91-92
8.	Evgeni Nabokov	146	'02-03
	Mike Vernon	146	'97-98
10.	Arturs Irbe	142	'92-93

SHOTS AGAINST

1.	Arturs Irbe	2,064	'93-94
2.	Evgeni Nabokov	1,818	'01-02
3.	Steve Shields	1,826	'99-00
4.	Evgeni Nabokov	1,802	'07-08
5.	Evgeni Nabokov	1,610	'03-04
6.	Evgeni Nabokov	1,582	'00-01
7.	Evgeni Nabokov	1,561	'02-03
	Mike Vernon	1,401	'97-98
9.	Jeff Hackett	1,366	'91-92
10.	Chris Terreri	1,322	'95-96

SAVE PERCENTAGE (Min. 15 GP)

1.	Vesa Toskala	.930	'03-04
2.	Evgeni Nabokov	.921	'03-04
	Steve Shields	.921	'98-99
4.	Evgeni Nabokov	.918	'01-02
5.	Miikka Kiprusoff	.915	'01-02
	Evgeni Nabokov	.915	'00-01
7.	Evgeni Nabokov	.914	'06-07
8.	Steve Shields	.911	'00-01
	Steve Shields	.911	'99-00
	Mike Vernon	.911	'99-00
	Mike Vernon	.911	'98-99

GOALS

1.	Evgeni Nabokov	1	'01-02
----	-----------------------	----------	---------------

ASSISTS

1.	Chris Terreri	5	'95-96
2.	Evgeni Nabokov	3	'01-02
	Vesa Toskala	3	'06-07
4.	Evgeni Nabokov	2	'07-08
	Evgeni Nabokov	2	'00-01
	Mike Vernon	2	'97-98
	Arturs Irbe	2	'93-94
	Jeff Hackett	2	'91-92
8.	10 players tied	1	

PENALTY MINUTES

1.	Steve Shields	29	'99-00
2.	Mike Vernon	24	'97-98
3.	Evgeni Nabokov	18	'05-06
4.	Arturs Irbe	16	'93-94
5.	Evgeni Nabokov	14	'03-04
	Evgeni Nabokov	14	'01-02
	Brian Hayward	14	'91-92
8.	Evgeni Nabokov	12	'07-08
9.	Evgeni Nabokov	10	'02-03
	Arturs Irbe	10	'92-93

LEADERS BY SEASON

Active players on Sharks Roster in **bold.*** — Led the NHL ** — Part of NHL-Leading Total

GAMES PLAYED

2007-08	Joe Thornton	82
	Torrey Mitchell	
	Joe Pavelski	
	Marc-Edouard Vlasic	
2006-07	Joe Thornton	82
	Christian Ehrhoff	
2005-06	Jonathan Cheechoo	82
	Patrick Marleau	
2003-04	Scott Hannan	82
	Nils Ekman	
	Alyn McCauley	
	Vincent Damphousse	
2002-03	Patrick Marleau	82
	Marco Sturm	
	Mike Rathje	
	Vincent Damphousse	
	Adam Graves	
	Teemu Selanne	
2001-02	Brad Stuart	82
	Vincent Damphousse	
	Teemu Selanne	
	Gary Suter	
2000-01	Niklas Sundstrom	82
1999-00	Brad Stuart	82
	Mike Ricci	
	Vincent Damphousse	
	Jeff Friesen	
1998-99	Mike Rathje	82
	Mike Ricci	
1997-98	Bill Houlder	82
1996-97	Jeff Friesen	82
1995-96	Jeff Friesen	79
	Michal Sykora	
1994-95	Jeff Friesen	48
	Jeff Odgers	
	Sandis Ozolinsh	
1993-94	Gaetan Duchesne	84
	Rob Gaudreau	
1992-93	Dean Evason	84
	Doug Zmolek	
1991-92	Pat Falloon	79

GOALS

2007-08	Joe Thornton	29
2006-07	Jonathan Cheechoo	37
2005-06	Jonathan Cheechoo	*56
2003-04	Jonathan Cheechoo	28
	Patrick Marleau	
2002-03	Patrick Marleau	28
	Marco Sturm	
	Teemu Selanne	
2001-02	Teemu Selanne	29
2000-01	Patrick Marleau	25
	Owen Nolan	44
1998-99	Joe Murphy	25
1997-98	Jeff Friesen	31
1996-97	Owen Nolan	31
1995-96	Owen Nolan	29
1994-95	Jeff Friesen	15
1993-94	Sergei Makarov	30
1992-93	Kelly Kisio	26
1991-92	Pat Falloon	25

ASSISTS

2007-08	Joe Thornton	*67
2006-07	Joe Thornton	*92
2005-06	Joe Thornton	**72
2003-04	Nils Ekman	33
2002-03	Vincent Damphousse	38
2001-02	Owen Nolan	43
2000-01	Niklas Sundstrom	39
1999-00	Vincent Damphousse	49
1998-99	Jeff Friesen	35
1997-98	Jeff Friesen	32
1996-97	Jeff Friesen	34
1995-96	Craig Janney	49
1994-95	Ulf Dahlen	23
1993-94	Todd Elik	41
1992-93	Kelly Kisio	52
1991-92	Pat Falloon	34

POINTS

2007-08	Joe Thornton	96
2006-07	Joe Thornton	**114
2005-06	Jonathan Cheechoo	93
2003-04	Patrick Marleau	57
2002-03	Teemu Selanne	64
2001-02	Owen Nolan	66
2000-01	Patrick Marleau	52
1999-00	Owen Nolan	84
1998-99	Jeff Friesen	57
1997-98	Jeff Friesen	63
1996-97	Owen Nolan	63
1995-96	Craig Janney	62
1994-95	Ulf Dahlen	34
1993-94	Sergei Makarov	68
1992-93	Kelly Kisio	78
1991-92	Pat Falloon	59

PLUS/MINUS (min. 60 percent of team's games played)

2007-08	Douglas Murray	+20
2006-07	Joe Thornton	+24
2005-06	Joe Thornton	+31
2003-04	Nils Ekman	+30
2002-03	Marco Sturm	+9
2001-02	Marco Sturm	+23
	Mike Rathje	
2000-01	Vincent Damphousse	+17
1999-00	Mike Ricci	+14
1998-99	Owen Nolan	+16
1997-98	Bill Houlder	+13
1996-97	Andrei Nazarov	-4
1995-96	Jeff Odgers	-4
1994-95	Jayson More	+7
1993-94	Igor Larionov	+20
1992-93	Kelly Kisio	-15
1991-92	Neil Wilkinson	-11

PENALTY MINUTES

2007-08	Craig Rivet	104
2006-07	Mark Bell	83
2005-06	Mark Smith	97
2003-04	Scott Parker	101
2002-03	Bryan Marchment	108
2001-02	Bryan Marchment	178
2000-01	Bryan Marchment	204
1999-00	Ron Stern	151
1998-99	Ron Stern	158

LEADERS BY SEASON

Active players on Sharks Roster in **bold**

1997-98	Owen Nolan	144	1993-94	Sergei Makarov	5
1996-97	Andrei Nazarov	222	1992-93	Kelly Kisio	2
1995-96	Jeff Odgers	192		Tom Pederson	
1994-95	Jeff Odgers	117	1991-92	3 players tied	2
1993-94	Jeff Odgers	222			
1992-93	Jeff Odgers	253			
1991-92	Link Gaetz	326			

POWER PLAY GOALS

2007-08	Joe Thornton	11
2006-07	Jonathan Cheechoo	15
2005-06	Jonathan Cheechoo	24
2003-04	Marco Sturm	10
2002-03	Vincent Damphousse	15
2001-02	Teemu Selanne	9
2000-01	Owen Nolan	10
1999-00	Owen Nolan	18
1998-99	Jeff Friesen	10
1997-98	Jeff Friesen	7
1996-97	Owen Nolan	10
1995-96	Owen Nolan	12
	Ray Sheppard	
1994-95	Jeff Friesen	5
1993-94	Sergei Makarov	10
1992-93	Johan Garpenlov	14
1991-92	David Bruce	10

SHORT-HANDED GOALS

2007-08	Mike Grier	3
2006-07	Mike Grier	3
2005-06	Jonathan Cheechoo	2
	Alyn McCauley	
2003-04	Nils Ekman	4
2002-03	Owen Nolan	3
2001-02	Marco Sturm	3
	Adam Graves	
2000-01	Marco Sturm	3
1999-00	Owen Nolan	4
	Marco Sturm	
1998-99	3 players tied with	2
1997-98	Jeff Friesen	6
1996-97	Jeff Friesen	2
	Ron Sutter	
1995-96	Jamie Baker	6
1994-95	6 players tied	1
1993-94	Igor Larionov	2
	Mike Sullivan	
1992-93	3 players tied	2
1991-92	Kelly Kisio	3
	Brian Mullen	3

GAME-WINNING GOALS

2007-08	Jeremy Roenick	10
2006-07	Patrick Marleau	9
	Milan Michalek	
2005-06	Jonathan Cheechoo	11
2003-04	Jonathan Cheechoo	9
2002-03	Vincent Damphousse	6
2001-02	Teemu Selanne	8
2000-01	Patrick Marleau	6
1999-00	Jeff Friesen	7
1998-99	Bill Houlder	5
1997-98	Jeff Friesen	7
1996-97	Jeff Friesen	5
1995-96	Ray Sheppard	4
1994-95	Ulf Dahlen	4

SHOTS

2007-08	Milan Michalek	233
2006-07	Jonathan Cheechoo	250
2005-06	Jonathan Cheechoo	317
2003-04	Patrick Marleau	220
2002-03	Teemu Selanne	253
2001-02	Owen Nolan	217
2000-01	Owen Nolan	190
1999-00	Owen Nolan	261
1998-99	Jeff Friesen	215
1997-98	Owen Nolan	192
1996-97	Tony Granato	231
1995-96	Owen Nolan	184
1994-95	Pat Falloon	91
1993-94	Pat Falloon	193
1992-93	Rob Gaudreau	191
1991-92	Pat Falloon	181

HAT TRICKS

2007-08	Jonathan Cheechoo/	1
	Joe Thornton	
2006-07	Jonathan Cheechoo	3
2005-06	Jonathan Cheechoo	5
2003-04	Alyn McCauley	1
2002-03	None	
2001-02	Patrick Marleau	1
2000-01	Scott Thornton/Todd Harvey/	1
	Mike Ricci/Teemu Selanne	
1999-00	Owen Nolan/Jeff Friesen	1
1998-99	Marco Sturm/	
	Vincent Damphousse	1
1997-98	None	
1996-97	Tony Granato	2
1995-96	Owen Nolan/Ray Sheppard/	1
	Kevin Miller/Alexei Yegorov/	
	Jeff Friesen	1
1994-95	None	
1993-94	Igor Larionov	2
1992-93	Rob Gaudreau	2
1991-92	None	

POINTS BY DEFENSEMAN

2007-08	Craig Rivet	35
2006-07	Matt Carle	42
2005-06	Tom Preissing	43
2003-04	Brad Stuart	39
2002-03	Mike Rathje	29
2001-02	Gary Suter	33
2000-01	Gary Suter	34
1999-00	Brad Stuart	36
1998-99	Bill Houlder	32
1997-98	Bill Houlder	32
1996-97	Todd Gill	21
1995-96	Marcus Ragnarsson	39
1994-95	Sandis Ozolinsh	25
1993-94	Sandis Ozolinsh	64
1992-93	Sandis Ozolinsh	23
1991-92	Doug Wilson	28
	David Williams	28

GOALTENDING LEADERS BY SEASON

Active players on Sharks Roster in **bold**.* — Led the NHL

GAMES PLAYED

2007-08	Evgeni Nabokov	77
2006-07	Evgeni Nabokov	50
2005-06	Evgeni Nabokov	45
2003-04	Evgeni Nabokov	59
2002-03	Evgeni Nabokov	55
2001-02	Evgeni Nabokov	67
2000-01	Evgeni Nabokov	66
1999-00	Steve Shields	67
1998-99	Mike Vernon	49
1997-98	Mike Vernon	62
1996-97	Kelly Hrudey	48
1995-96	Chris Terreri	46
1994-95	Arturs Irbe	38
1993-94	Arturs Irbe	74
1992-93	Arturs Irbe	36
	Jeff Hackett	
1991-92	Jeff Hackett	42

MINUTES

2007-08	Evgeni Nabokov	4,561
2006-07	Evgeni Nabokov	2,778
2005-06	Evgeni Nabokov	2,575
2003-04	Evgeni Nabokov	3,456
2002-03	Evgeni Nabokov	1,561
2001-02	Evgeni Nabokov	3,901
2000-01	Evgeni Nabokov	3,700
1999-00	Steve Shields	3,797
1998-99	Mike Vernon	2,831
1997-98	Mike Vernon	3,564
1996-97	Kelly Hrudey	2,631
1995-96	Chris Terreri	2,516
1994-95	Arturs Irbe	2,043
1993-94	Arturs Irbe	4,412
1992-93	Arturs Irbe	2,074
1991-92	Jeff Hackett	2,314

GOALS-AGAINST AVERAGE (Min. 15 GP)

2007-08	Evgeni Nabokov	2.14
2006-07	Evgeni Nabokov	2.29
2005-06	Vesa Toskala	2.56
2003-04	Evgeni Nabokov	2.20
2002-03	Evgeni Nabokov	2.71
2001-02	Evgeni Nabokov	2.29
2000-01	Evgeni Nabokov	2.19
1999-00	Mike Vernon	2.49
1998-99	Steve Shields	2.22
1997-98	Mike Vernon	2.46
1996-97	Chris Terreri	2.75
1995-96	Chris Terreri	3.70
1994-95	Arturs Irbe	3.26
1993-94	Arturs Irbe	2.84
1992-93	Arturs Irbe	4.11
1991-92	Jeff Hackett	3.84

WINS

2007-08	Evgeni Nabokov	*46
2006-07	Vesa Toskala	26
2005-06	Vesa Toskala	23
2003-04	Evgeni Nabokov	31
2002-03	Evgeni Nabokov	19
2001-02	Evgeni Nabokov	37
2000-01	Evgeni Nabokov	32

1999-00	Steve Shields	27
1998-99	Mike Vernon	16
1997-98	Mike Vernon	30
1996-97	Kelly Hrudey	16
1995-96	Chris Terreri	13
1994-95	Arturs Irbe	14
1993-94	Arturs Irbe	30
1992-93	Arturs Irbe	7
1991-92	Jeff Hackett	11

TIES

2003-04	Evgeni Nabokov	8
2002-03	Evgeni Nabokov	8
2001-02	Evgeni Nabokov	5
2000-01	Evgeni Nabokov	7
1999-00	Steve Shields	8
1998-99	Mike Vernon	10
1997-98	Mike Vernon	8
1996-97	Kelly Hrudey	5
1995-96	Arturs Irbe	4
1994-95	Arturs Irbe	3
1993-94	Arturs Irbe	16
1992-93	Jeff Hackett	1
	Brian Hayward	
1991-92	Arturs Irbe	3

DECISIONS

2007-08	Evgeni Nabokov	(46-21-8)	75
2006-07	Evgeni Nabokov	(25-16-4)	45
2005-06	Evgeni Nabokov	(16-19-7)	42
2003-04	Evgeni Nabokov	(31-19-8)	58
2002-03	Evgeni Nabokov	(19-28-8)	55
2001-02	Evgeni Nabokov	(37-24-5)	67
2000-01	Evgeni Nabokov	(32-21-7)	60
1999-00	Steve Shields	(27-30-8)	65
1998-99	Mike Vernon	(16-22-10)	38
1997-98	Mike Vernon	(30-22-8)	60
1996-97	Kelly Hrudey	(16-24-5)	45
1995-96	Chris Terreri	(13-29-1)	43
1994-95	Arturs Irbe	(14-19-3)	36
1993-94	Arturs Irbe	(30-28-16)	74
1992-93	Jeff Hackett	(2-30-1)	33
	Arturs Irbe	(7-26-0)	
1991-92	Jeff Hackett	(11-27-1)	39

EMPTY NET GOALS ALLOWED

2007-08	Evgeni Nabokov	6
2006-07	Evgeni Nabokov	4
2005-06	Evgeni Nabokov	2
2003-04	Vesa Toskala	3
2002-03	Evgeni Nabokov	5
2001-02	Evgeni Nabokov	5
2000-01	Evgeni Nabokov	3
1999-00	Steve Shields	3
1998-99	Mike Vernon	3
1997-98	Kelly Hrudey	4
1996-97	Kelly Hrudey	4
	Chris Terreri	4
1995-96	Chris Terreri	10
1994-95	Arturs Irbe	4
1993-94	Arturs Irbe	4
1992-93	Arturs Irbe	3
1991-92	Jarmo Myllys	6

GOALTENDING LEADERS BY SEASON

Active players on Sharks Roster in **bold**

SHUTOUTS

2007-08	Evgeni Nabokov	6
2006-07	Evgeni Nabokov	7
2005-06	Vesa Toskala	2
2003-04	Evgeni Nabokov	^9
2002-03	Evgeni Nabokov	3
2001-02	Evgeni Nabokov	7
2000-01	Evgeni Nabokov	*6
1999-00	Steve Shields	4
1998-99	Mike Vernon/Steve Shields	4
1997-98	Mike Vernon	#5
1996-97	Ed Belfour	1
1995-96	None	
1994-95	Arturs Irbe	4
1993-94	Arturs Irbe	3
1992-93	Arturs Irbe	1
1991-92	None	

^Nabokov and Vesa Toskala shared a shutout on Nov. 21, 2003, but it is not counted in Nabokov's totals. *Nabokov and Miikka Kiprusoff shared a shutout on March 12, 2001. Kiprusoff faced no shots in 38 seconds, but the shutout is not counted in Nabokov's totals. #Vernon and Kelly Hrudey shared a shutout on April 7, 1998 but it is not counted in Vernon's totals.

GOALS ALLOWED

2007-08	Evgeni Nabokov	163
2006-07	Evgeni Nabokov	106
2005-06	Evgeni Nabokov	133
2003-04	Evgeni Nabokov	127
2002-03	Evgeni Nabokov	146
2001-02	Evgeni Nabokov	149
2000-01	Evgeni Nabokov	135
1999-00	Steve Shields	162
1998-99	Mike Vernon	107
1997-98	Mike Vernon	146
1996-97	Kelly Hrudey	140
1995-96	Chris Terreri	155
1994-95	Arturs Irbe	111
1993-94	Arturs Irbe	209
1992-93	Jeff Hackett	176
1991-92	Jeff Hackett	148

SHOTS AGAINST

2007-08	Evgeni Nabokov	1,802
2006-07	Evgeni Nabokov	1,227
2005-06	Evgeni Nabokov	1,160
2003-04	Evgeni Nabokov	1,610
2002-03	Evgeni Nabokov	1,561
2001-02	Evgeni Nabokov	1,818
2000-01	Evgeni Nabokov	1,582
1999-00	Steve Shields	1,826
1998-99	Mike Vernon	1,200
1997-98	Mike Vernon	1,401
1996-97	Kelly Hrudey	1,263
1995-96	Chris Terreri	1,322
1994-95	Arturs Irbe	1,056
1993-94	Arturs Irbe	2,064
1992-93	Arturs Irbe	1,250
1991-92	Jeff Hackett	1,366

SAVE PERCENTAGE (Min. 15 of team's games played)

2007-08	Evgeni Nabokov	.910
2006-07	Evgeni Nabokov	.914
2005-06	Vesa Toskala	.901
2003-04	Evgeni Nabokov	.921
2002-03	Evgeni Nabokov	.906
2001-02	Evgeni Nabokov	.918
2000-01	Evgeni Nabokov	.915
1999-00	Steve Shields/Mike Vernon	.911
1998-99	Steve Shields	.921
1997-98	Kelly Hrudey	.897
1996-97	Chris Terreri	.901
1995-96	Chris Terreri	.883
1994-95	Wade Flaherty	.903
1993-94	Arturs Irbe	.899
1992-93	Arturs Irbe	.886
1991-92	Jeff Hackett	.892

GOALS

2001-02	Evgeni Nabokov	1
---------	-----------------------	----------

ASSISTS

2007-08	Evgeni Nabokov	2
2006-07	Vesa Toskala	3
2005-06	Vesa Toskala	1
	Evgeni Nabokov	1
2003-04	None	
2002-03	None	
2001-02	Evgeni Nabokov	3
2000-01	Evgeni Nabokov	2
1999-00	Steve Shields	1
1998-99	Steve Shields	1
1997-98	Mike Vernon	2
1996-97	None	
1995-96	Chris Terreri	5
1994-95	Wade Flaherty	1
1993-94	Arturs Irbe	2
1992-93	Jeff Hackett	1
	Brian Hayward	
1991-92	Jeff Hackett	2

PENALTY MINUTES

2007-08	Evgeni Nabokov	12
2006-07	Evgeni Nabokov	6
2005-06	Evgeni Nabokov	18
2003-04	Evgeni Nabokov	14
2002-03	Evgeni Nabokov	10
2001-02	Evgeni Nabokov	14
2000-01	Evgeni Nabokov	8
1999-00	Steve Shields	29
1998-99	Mike Vernon	8
1997-98	Mike Vernon	24
1996-97	Ed Belfour	8
1995-96	Arturs Irbe	4
	Chris Terreri	4
1994-95	Arturs Irbe	4
1993-94	Arturs Irbe	16
1992-93	Arturs Irbe	10
1991-92	Brian Hayward	14

ROOKIE SINGLE SEASON LEADERS

Active players on Sharks Roster in **bold**

GAMES PLAYED

1.	Doug Zmolek	84	'92-93
2.	Torrey Mitchell	82	'07-08
	Brad Stuart	82	'99-00
4.	Marc-Edouard Vlasic	81	'06-07
	Milan Michalek	81	'05-06
	Marcel Goc	81	'05-06
7.	Pat Falloon	79	'91-92
8.	Matt Carle	77	'06-07
9.	Patrick Marleau	74	'97-98
	Marco Sturm	74	'97-98
	Shean Donovan	74	'95-96

GOALS

1.	Pat Falloon	25	'91-92
2.	Rob Gaudreau	23	'92-93
3.	Milan Michalek	17	'05-06
4.	Ryane Clowe	16	'06-07
5.	Jeff Friesen	15	'94-95
6.	Joe Pavelski	14	'06-07
	Steve Bernier	14	'05-06
8.	Patrick Marleau	13	'97-98
	Steve Guolla	13	'96-97
	Shean Donovan	13	'95-96

ASSISTS

1.	Pat Falloon	34	'91-92
2.	Matt Carle	31	'06-07
	Marcus Ragnarsson	31	'95-96
4.	Brad Stuart	26	'99-00
5.	David Williams	25	'91-92
6.	Marc-Edouard Vlasic	23	'06-07
7.	Marco Sturm	20	'97-98
	Rob Gaudreau	20	'92-93
9.	Jim Fahey	19	'02-03
	Patrick Marleau	19	'97-98

POINTS

1.	Pat Falloon	59	'91-92
2.	Rob Gaudreau	43	'92-93
3.	Matt Carle	42	'06-07
4.	Marcus Ragnarsson	39	'95-96
5.	Brad Stuart	36	'99-00
6.	Milan Michalek	35	'05-06
7.	Ryane Clowe	34	'06-07
8.	Patrick Marleau	32	'97-98
9.	Marco Sturm	30	'97-98
	Alexander Korolyuk	30	'98-99

PLUS/MINUS

(Min. 60 percent of team's games played)

1.	Matt Bradley	22	'01-02
2.	Marc-Edouard Vlasic	13	'06-07
3.	Matt Carle	9	'06-07
4.	Tom Preissing	8	'03-04
	Andrei Zyuzin	8	'97-98
6.	Niko Dimitrakos	6	'03-04
7.	Josh Gorges	5	'05-06
	Patrick Marleau	5	'97-98
9.	Ryane Clowe	4	'06-07
	Joe Pavelski	4	'06-07

PENALTY MINUTES

1.	Link Gaetz	326	'91-92
2.	Doug Zmolek	229	'92-93
3.	Jeff Odgers	217	'91-92
4.	Dody Wood	138	'95-96
5.	Neil Wilkinson	107	'91-92
6.	Andrei Nazarov	94	'94-95
7.	Rob Davison	92	'03-04
8.	Jay More	85	'91-92
9.	Ryane Clowe	78	'06-07
10.	Mark Smith	72	'01-02

POWER-PLAY GOALS

1.	Matt Carle	8	'06-07
2.	Joe Pavelski	5	'06-07
	Grant Stevenson	5	'05-06
	Brad Stuart	5	'99-00
	Pat Falloon	5	'91-92
	Jeff Friesen	5	'94-95
	Rob Gaudreau	5	'92-93
8.	Ryane Clowe	4	'06-07
	Milan Michalek	4	'05-06
	Marcus Ragnarsson	4	'95-96
	Dale Craigwell	4	'91-92

SHORT-HANDED GOALS

1.	Torrey Mitchell	2	'07-08
	Rob Gaudreau	2	'92-93
3.	Steve Bernier	1	'05-06
	Brad Stuart	1	'99-00
	Jeff Friesen	1	'94-95
	Dody Wood	1	'95-96
	Shean Donovan	1	'95-96

GAME-WINNING GOALS

1.	Niko Dimitrakos	4	'03-04
2.	Joe Pavelski	3	'06-07
	Ryane Clowe	3	'06-07
	Jonathan Cheechoo	3	'02-03
	Marco Sturm	3	'97-98
6.	Devin Setoguchi	2	'07-08
	Milan Michalek	2	'05-06
	Marcel Goc	2	'05-06
	Grant Stevenson	2	'05-06
	Jeff Jillson	2	'01-02
	Matt Bradley	2	'01-02
	Patrick Marleau	2	'97-98
	Andrei Zyuzin	2	'97-98
	Shean Donovan	2	'95-96
	Dale Craigwell	2	'91-92
	Jeff Friesen	2	'94-95
	Tom Pederson	2	'92-93

GAME-TYING GOALS

1.	Pat Falloon	2	'91-92
2.	Jonathan Cheechoo	1	'02-03
	Tom Preissing	1	'03-04
	Niko Dimitrakos	1	'02-03

SHOTS

1.	Rob Gaudreau	191	'92-93
2.	Pat Falloon	181	'91-92
3.	Milan Michalek	159	'05-06
4.	Brad Stuart	133	'99-00
5.	Marco Sturm	118	'97-98
6.	Niko Dimitrakos	116	'03-04
7.	Joe Pavelski	111	'06-07
	Matt Carle	111	'06-07
9.	Torrey Mitchell	110	'07-08
10.	Viktor Kozlov	107	'95-96

HAT TRICKS

1.	Rob Gaudreau	2	'92-93
2.	Ryane Clowe	1	'06-07
	Alexei Yegorov	1	'95-96

POINTS BY DEFENSEMAN

1.	Matt Carle	42	'06-07
2.	Marcus Ragnarsson	39	'95-96
3.	Brad Stuart	36	'99-00
4.	David Williams	28	'91-92
5.	Marc-Edouard Vlasic	26	'06-07
6.	Sandis Ozolinsh	23	'92-93
7.	Tom Pederson	20	'92-93
8.	Jim Fahey	19	'02-03
	Tom Preissing	19	'03-04
10.	Jay More	17	'91-92

TEAM STATISTICS BY SEASON

OVERALL RECORD

2007-08	49-23-10	(108 points)
2006-07	51-26-5	(107 points)
2005-06	44-27-11	(99 points)
2003-04	43-21-12-6	(104 points)
2002-03	28-37-9-8	(73 points)
2001-02	44-27-8-3	(99 points)
2000-01	40-27-12-3	(95 points)
1999-00	35-30-10-7	(87 points)
1998-99	31-33-18	(80 points)
1997-98	34-38-10	(78 points)
1996-97	27-47-8	(62 points)
1995-96	20-55-7	(47 points)
1994-95	19-25-4	(42 points)
1993-94	33-35-16	(82 points)
1992-93	11-71-2	(24 points)
1991-92	17-58-5	(39 points)

HOME RECORD

2007-08	22-13-6	(50 points)
2006-07	25-12-4	(54 points)
2005-06	25-9-7	(57 points)
2003-04	24-8-7-2	(57 points)
2002-03	17-16-5-3	(42 points)
2001-02	25-11-3-2	(55 points)
2000-01	22-14-4-1	(49 points)
1999-00	21-17-3-3	(48 points)
1998-99	17-15-9	(43 points)
1997-98	17-19-5	(39 points)
1996-97	14-23-4	(32 points)
1995-96	12-26-3	(27 points)
1994-95	10-13-1	(21 points)
1993-94	19-13-10	(48 points)
1992-93	8-33-1	(17 points)
1991-92	14-23-3	(31 points)

ROAD RECORD

2007-08	27-10-4 (led NHL)	(58 points)
2006-07	26-14-1 (led NHL)	(53 points)
2005-06	19-18-4	(42 points)
2003-04	19-13-5-4	(47 points)
2002-03	11-21-4-5	(31 points)
2001-02	19-16-5-1	(44 points)
2000-01	18-13-8-2	(46 points)
1999-00	14-20-7-4	(39 points)
1998-99	14-18-9	(37 points)
1997-98	17-19-5	(39 points)
1996-97	13-24-4	(30 points)
1995-96	8-29-4	(20 points)
1994-95	9-12-3	(21 points)
1993-94	14-22-6	(34 points)
1992-93	3-38-1	(7 points)
1991-92	3-35-2	(8 points)

GOALS FOR

2007-08	216	(2.63 avg.)
2006-07	256	(3.12 avg.)
2005-06	265	(3.23 avg.)
2003-04	219	(2.67 avg.)
2002-03	214	(2.60 avg.)
2001-02	248	(3.02 avg.)
2000-01	217	(2.65 avg.)
1999-00	225	(2.74 avg.)
1998-99	196	(2.39 avg.)
1997-98	210	(2.56 avg.)
1996-97	211	(2.57 avg.)
1995-96	252	(3.07 avg.)
1994-95	129	(2.69 avg.)
1993-94	252	(3.00 avg.)
1992-93	218	(2.60 avg.)
1991-92	219	(2.74 avg.)

GOALS AGAINST

2007-08	187	(2.28 avg.)
2006-07	197	(2.40 avg.)
2005-06	235	(2.87 avg.)
2003-04	183	(2.23 avg.)
2002-03	239	(2.91 avg.)
2001-02	199	(2.42 avg.)
2000-01	192	(2.34 avg.)
1999-00	214	(2.61 avg.)
1998-99	191	(2.33 avg.)
1997-98	216	(2.63 avg.)
1996-97	278	(3.39 avg.)
1995-96	357	(4.35 avg.)
1994-95	161	(3.35 avg.)
1993-94	265	(3.15 avg.)
1992-93	414	(4.93 avg.)
1991-92	359	(4.49 avg.)

SHOTS FOR

2007-08	2,428	(29.6 avg.)
2006-07	2,346	(28.6 avg.)
2005-06	2,483	(30.1 avg.)
2003-04	2,300	(28.0 avg.)
2002-03	2,303	(28.0 avg.)
2001-02	2,228	(27.1 avg.)
2000-01	2,266	(27.6 avg.)
1999-00	2,248	(27.4 avg.)
1998-99	2,143	(26.1 avg.)
1997-98	2,169	(26.5 avg.)
1996-97	2,277	(27.8 avg.)
1995-96	2,143	(26.1 avg.)
1994-95	1,152	(24.0 avg.)
1993-94	2,101	(25.0 avg.)
1992-93	2,384	(28.4 avg.)
1991-92	2,340	(29.3 avg.)

SHOTS AGAINST

2007-08	1,981	(24.1 avg.)
2006-07	2,149	(26.2 avg.)
2005-06	2,180	(26.6 avg.)
2003-04	2,373	(28.9 avg.)
2002-03	2,392	(29.2 avg.)
2001-02	2,335	(28.5 avg.)
2000-01	2,169	(26.5 avg.)
1999-00	2,357	(27.4 avg.)
1998-99	2,217	(27.0 avg.)
1997-98	2,020	(24.6 avg.)
1996-97	2,398	(29.2 avg.)
1995-96	2,716	(33.1 avg.)
1994-95	1,517	(31.6 avg.)
1993-94	2,389	(28.4 avg.)
1992-93	3,080	(36.7 avg.)
1991-92	2,900	(36.3 avg.)

PENALTY MINUTES

2007-08	1,075	(13.1 avg.)
2006-07	955	(11.6 avg.)
2005-06	1,058	(12.9 avg.)
2003-04	1,091	(13.3 avg.)
2002-03	1,112	(13.5 avg.)
2001-02	1,249	(15.2 avg.)
2000-01	1,364	(16.6 avg.)
1999-00	1,292	(15.8 avg.)
1998-99	1,423	(17.4 avg.)
1997-98	1,397	(17.0 avg.)
1996-97	2,085	(25.4 avg.)
1995-96	1,480	(18.0 avg.)
1994-95	840	(17.5 avg.)
1993-94	1,343	(16.0 avg.)
1992-93	2,134	(25.4 avg.)
1991-92	1,894	(23.7 avg.)

TEAM STATISTICS BY SEASON

SHORT-HANDED GOALS

2007-08	7
2006-07	7
2005-06	10
2003-04	9
2002-03	5
2001-02	15
2000-01	8
1999-00	16
1998-99	8
1997-98	10
1996-97	9
1995-96	15
1994-95	6
1993-94	6
1992-93	13
1991-92	11

SHORT-HANDED GOALS ALLOWED

2007-08	9
2006-07	4
2005-06	11
2003-04	9
2002-03	10
2001-02	6
2000-01	10
1999-00	4
1998-99	4
1997-98	5
1996-97	11
1995-96	20
1994-95	5
1993-94	13
1992-93	15
1991-92	17

POWER PLAY GOALS

2007-08	70
2006-07	92
2005-06	91
2003-04	56
2002-03	68
2001-02	59
2000-01	57
1999-00	62
1998-99	53
1997-98	54
1996-97	51
1995-96	62
1994-95	24
1993-94	68
1992-93	66
1991-92	64

POWER-PLAY GOALS ALLOWED

2007-08	44
2006-07	55
2005-06	77
2003-04	47
2002-03	68
2001-02	54
2000-01	61
1999-00	61
1998-99	61
1997-98	59
1996-97	66
1995-96	93
1994-95	39
1993-94	77
1992-93	113
1991-92	89

POWER PLAY PERCENTAGE

2007-08	18.8%	(70-372)
2006-07	22.4%	(92-410)
2005-06	18.2%	(91-500)
2003-04	16.6%	(56-337)
2002-03	18.1%	(68-375)
2001-02	16.0%	(59-369)
2000-01	14.0%	(57-406)
1999-00	16.4%	(62-377)
1998-99	13.3%	(53-399)
1997-98	13.5%	(54-400)
1996-97	14.3%	(50-349)
1995-96	16.1%	(62-385)
1994-95	11.8%	(24-203)
1993-94	16.0%	(68-424)
1992-93	16.1%	(66-409)
1991-92	17.1%	(64-374)

PENALTY KILLING PERCENTAGE

2007-08	85.8% — led NHL	(44-310)
2006-07	83.3%	(55-330)
2005-06	80.7%	(77-399)
2003-04	85.3%	(47-319)
2002-03	81.0%	(68-358)
2001-02	85.8%	(54-381)
2000-01	86.2%	(61-441)
1999-00	83.6%	(61-372)
1998-99	85.0%	(61-407)
1997-98	85.2%	(59-398)
1996-97	83.9%	(66-409)
1995-96	76.6%	(93-397)
1994-95	81.3%	(39-208)
1993-94	78.6%	(77-360)
1992-93	76.7%	(113-483)
1991-92	78.1%	(89-407)

TEAM SHUTOUTS

2007-08	7
2006-07	11
2005-06	5
2003-04	11
2002-03	5
2001-02	9
2000-01	9
1999-00	5
1998-99	8
1997-98	7
1996-97	1
1995-96	0
1994-95	5
1993-94	3
1992-93	1
1991-92	0

POINTS PERCENTAGE

2007-08	.659
2006-07	.652
2005-06	.604
2003-04	.634
2002-03	.445
2001-02	.603
2000-01	.579
1999-00	.530
1998-99	.488
1997-98	.476
1996-97	.378
1995-96	.329
1994-95	.438
1993-94	.488
1992-93	.143
1991-92	.244

SPECIAL TEAMS BY SEASON

POWER PLAY

	Home				Road				Total	
Season	PPG	ATT	PCT.	PPG	ATT	PCT.	PPG	ATT	PCT.	
2007-08	39	206	18.9	31	166	18.7	70	372	18.8	
2006-07	53	223	23.8	39	187	20.9	92	410	22.4	
2005-06	48	257	18.7	43	243	17.7	91	500	18.2	
2003-04	29	172	16.9	27	165	16.4	56	337	16.6	
2002-03	37	190	19.5	31	185	16.8	68	375	18.1	
2001-02	35	195	17.9	24	174	13.8	59	369	16.0	
2000-01	32	219	14.6	25	187	13.4	57	406	14.0	
1999-00	34	204	16.7	28	173	16.2	62	377	16.4	
1998-99	23	199	11.6	30	200	15.0	53	399	13.3	
1997-98	26	219	11.9	28	181	15.5	54	400	13.5	
1996-97	29	175	16.6	21	174	12.1	50	349	14.3	
1995-96	30	199	15.1	32	186	17.2	62	385	16.1	
1994-95	14	114	12.3	10	89	11.2	24	203	11.8	
1993-94	38	236	16.1	30	188	16.0	68	424	16.0	
1992-93	41	225	18.2	25	184	13.6	66	409	16.1	
1991-92	36	204	17.6	28	170	16.5	64	374	17.1	
TOTALS	404	2551	15.8	339	2256	15.0	743	4807	15.5	

PENALTY KILLING

Season	Home			Road			Total		
	PPGA	TSH	PCT.	PPGA	TSH	PCT.	PPGA	TSH	PCT.
2007-08	27	149	81.9	17	161	89.4*	44	310	85.8*
2006-07	23	167	86.2	32	163	80.4	55	330	83.3
2005-06	36	169	81.7	41	203	79.8	77	399	80.7
2003-04	13	145	91.0	34	174	80.5	47	319	85.3
2002-03	34	169	79.9	34	189	82.0	68	358	81.0
2001-02	22	170	87.1	32	211	84.8	54	381	85.8
2000-01	34	197	82.7	27	244	88.9	61	441	86.2
1999-00	31	188	83.5	30	184	83.7	61	372	83.6
1998-99	27	215	87.4	34	192	82.3	61	407	85.0
1997-98	32	191	83.2	27	207	87.0	59	398	85.2
1996-97	33	189	82.5	33	220	85.0	66	409	83.9
1995-96	45	191	76.4	48	206	76.7	93	397	76.6
1994-95	17	96	82.3	22	112	80.4	39	208	81.3
1993-94	40	181	77.9	37	179	79.3	77	360	78.6
1992-93	58	231	74.9	55	252	78.2	113	483	76.6
1991-92	35	211	83.4	54	196	72.4	89	407	78.1
TOTALS	421	2374	82.3	467	2566	81.8	888	4940	82.0

* — led NHL



HAT TRICKS

Active players on Sharks Roster in **bold**

SHARKS (39)

Goals	Player	Date	Game	Score	Goaltender(s)
3	Joe Thornton	March 25, 2008	at Phoenix	4-5 L (OT)	Ilya Bryzgalov
3	Jonathan Cheechoo	Feb. 9, 2008	vs. Nashville	4-3 W	Chris Mason
3	Jonathan Cheechoo	April 1, 2007	vs. Los Angeles	6-2 W	Sean Burke
3	Jonathan Cheechoo	March 22, 2007	at Atlanta	5-1 W	Kari Lehtonen (2), Johan Hedberg (1)
3	Bill Guerin	March 13, 2007	vs. Chicago	7-1 W	Patrick Lalime
3	Ryane Clowe	Jan. 6, 2007	vs. Columbus	5-2 W	Fredrik Norrena
3	Patrick Marleau	Nov. 9, 2006	at Los Angeles	7-3 W	Mathieu Garon
3	Jonathan Cheechoo	Oct. 12, 2006	at Edmonton	4-6 L	Dwayne Roloson
3	Jonathan Cheechoo	April 15, 2006	vs. Anaheim	6-3 W	J.S. Giguere (2), Ilya Bryzgalov (0), Empty Net (1)
3	Jonathan Cheechoo	Mar. 13, 2006	vs. Los Angeles	4-3 W	Mathieu Garon
3	Jonathan Cheechoo	Feb. 1, 2006	at Anaheim	6-4 W	Ilya Bryzgalov
3	Jonathan Cheechoo	Jan. 5, 2006	vs. Columbus	6-3 W	Marc Denis
3	Jonathan Cheechoo	Dec. 20, 2005	vs. Anaheim	4-2 W	J.S. Giguere
3	Alyn McCauley	Nov. 1, 2003	at Florida	6-2 W	Steve Shields
3	Patrick Marleau	April 6, 2002	vs. Detroit	6-3 W	Manny Legace
3	Mike Ricci	April 7, 2001	vs. Dallas	4-5 L (OT)	Ed Belfour
3	Teemu Selanne	March 29, 2001	vs. Anaheim	7-4 W	Jean-Sebastien Giguere (2), Empty Net (1)
3	Scott Thornton	March 7, 2001	at Florida	3-3 T	Roberto Luongo
3	Todd Harvey	Dec. 18, 2000	at Washington	5-3 W	Olaf Kolzig (2), Empty Net (1)
3	Jeff Friesen	Oct. 4, 1999	vs. Chicago	7-1 W	Joeyln Thibault (1), Steve Passmore (2)
3	Owen Nolan	Oct. 4, 1999	vs. Chicago	7-1 W	Jocelyn Thibault
3	Vincent Damphousse	April 3, 1999	vs. Vancouver	5-2 W	Garth Snow (2), Empty Net (1)
3	Marco Sturm	Dec. 23, 1998	at Edmonton	5-3 W	Bob Essensa (1), Mikhail Shtalenkov (1), Empty Net (1)
3	Tony Granato	April 4, 1997	vs. Colorado	7-6 W	Craig Billington
3	Owen Nolan	Oct. 27, 1996	at Chicago	6-2 W	Jimmy Waite (2)/E. Belfour (1)
3	Tony Granato	Oct. 6, 1996	at Los Angeles	7-6 W	Stephane Fiset
3	Jeff Friesen	March 20, 1996	at Winnipeg	7-1 W	Nikolai Khabibulin (2)/Dominic Roussel (1)
3	Alexei Yegorov	Feb. 20, 1996	at Calgary	3-5 L	Rick Tabaracci
3	Kevin Miller	Jan. 30, 1996	vs. Hartford	8-2 W	Sean Burke (1)/Jason Muzzatti (2)
3	Ray Sheppard	Jan. 13, 1996	at Pittsburgh	10-8 W	Tom Barrasso
4	Owen Nolan	Dec. 19, 1995	at Anaheim	7-4 W	Guy Hebert (1)/Mikhail Shtalenkov (3)
3	Ulf Dahlen	April 2, 1994	vs. Vancouver	7-4 W	Kay Whitmore
3	Sergei Makarov	March 29, 1994	vs. Winnipeg	9-4 W	Tim Chevelde
3	Igor Larionov	March 25, 1994	at Winnipeg	8-3 W	Tim Chevelde
3	Rob Gaudreau	Feb. 6, 1994	at Dallas	7-1 W	D. Wakaluk (2)/Andy Moog (1)
3	Igor Larionov	Jan. 15, 1994	vs. Hartford	8-2 W	Sean Burke
3	Johan Garpenlov	April 1, 1993	vs. Winnipeg	5-9 L	Bob Essensa
3	Rob Gaudreau	Dec. 12, 1992	vs. Quebec	7-8 L	Ron Hextall
3	Rob Gaudreau	Dec. 3, 1992	vs. Hartford	5-7 L	Sean Burke

OPPONENTS (67)

Goals	Player	Date	Game	Score	Goaltender(s)
3	Owen Nolan	Jan. 30, 2008	at Calgary	4-5 L	Evgeni Nabokov
3	Bill Guerin	Feb. 13, 2007	at St. Louis	6-5 W	Vesa Toskala
3	Jeremy Roenick	Dec. 30, 2006	at Phoenix	0-8 L	Evgeni Nabokov (1), Vesa Toskala (2)
3	Ryan Smyth	Oct. 12, 2006	at Edmonton	4-6 L	Evgeni Nabokov
3	Steven Reinprecht	Apr. 1, 2006	vs. Phoenix	3-4 L OT	Vesa Toskala
3	Mathieu Schneider	Nov. 26, 2005	vs. Detroit	6-7 L	Evgeni Nabokov
3	Brian Rolston	Nov. 5, 2005	vs. Minnesota	1-3 L	Nolan Schaefer (2), Empty Net (1)
3	Steve Sullivan	Feb. 18, 2004	at Nashville	3-7 L	Evgeni Nabokov
3	Josef Vasek	Oct. 28, 2003	at Carolina	0-3 L	Vesa Toskala
3	Steven Reinprecht	Jan. 4, 2002	vs. Colorado	1-6 L	Evgeni Nabokov (1), Miikka Kiprusoff (2)
3	Tyler Arnason	Dec. 28, 2002	vs. Chicago	3-3 T	Evgei Nabokov
3	Andreas Johansson	Nov. 27, 2002	at Nashville	2-4 L	Evgeni Nabokov
3	Markus Naslund	Oct. 21, 2002	vs. Vancouver	2-5 L	Vesa Toskala (1), Miikka Kiprusoff (2)

HAT TRICKS

Active players on Sharks Roster in **bold**

3	Espen Knutsen	Jan. 24, 2002	at Columbus	2-6 L	Evgeni Nabokov (2), Miikka Kiprusoff (1)
3	Patrik Elias	Oct. 18, 2001	at New Jersey	1-6 L	Evgeni Nabokov (2), Miikka Kiprusoff (1)
3	Brendan Shanahan	Oct. 4, 2001	vs. Detroit	3-4 L OT	Evgeni Nabokov
3	Paul Kariya	March 29, 2001	vs. Anaheim	7-4 W	Evgeni Nabokov (2), Miikka Kiprusoff (1)
3	Tomas Holmstrom	March 18, 2001	vs. Detroit	4-6 L	Evgeni Nabokov (2), Miikka Kiprusoff (1)
3	Daniel Alfredsson	March 1, 2001	at Ottawa	4-8 L	Evgeni Nabokov (1), Steve Shields (2)
3	Todd Bertuzzi	Dec. 30, 2000	vs. Vancouver	3-6 L	Evgeni Nabokov
3	Harold Druken	Dec. 8, 2000	vs. Vancouver	1-6 L	Evgeni Nabokov (1)/Steve Shields (2)
3	Theoren Fleury	Oct. 10, 1998	vs. Calgary	3-2 L	Mike Vernon
3	Keith Tkachuk	Dec. 26, 1997	vs. Phoenix	0-4 L	Kelly Hrudey (1), Mike Vernon (2)
3	Teemu Selanne	Nov. 10, 1997	at Anaheim	6-4 W	Mike Vernon
3	Zigmund Palffy	Oct. 16, 1997	vs. NY Islanders	2-5 L	Mike Vernon
3	Brendan Shanahan	Feb. 12, 1997	at Detroit	1-7 L	Wade Flaherty
3	Teemu Selanne	Nov. 1, 1996	at Anaheim	3-4 L	Kelly Hrudey
3	John LeClair	March 17, 1996	at Philadelphia	2-8 L	Geoff Sarjeant
3	Brett Hull	March 15, 1996	vs. St. Louis	2-4 L	Terreri (1)/Sarjeant (2)
3	Brian Bellows	March 1, 1996	vs. Tampa Bay	3-7 L	Wade Flaherty
3	Jason Wiemer	March 1, 1996	vs. Tampa Bay	3-7 L	Wade Flaherty
3	Teemu Selanne	Feb. 25, 1996	at Anaheim	3-4 L	Chris Terreri
3	Gary Roberts	Feb. 20, 1996	at Calgary	3-5 L	Chris Terreri
3	Valeri Kamensky	Dec. 5, 1995	at Colorado	2-12 L	Chris Terreri (2)/Wade Flaherty (1)
3	Cliff Ronning	Dec. 1, 1995	at Vancouver	2-7 L	Chris Terreri (2)/Wade Flaherty (1)
3	Ron Francis	Nov. 10, 1995	vs. Pittsburgh	1-9 L	Arturs Irbe (2)/Wade Flaherty (1)
3	Donald Audette	Nov. 8, 1995	at Buffalo	2-7 L	Wade Flaherty
3	Alexander Mogilny	Oct. 14, 1995	vs. Vancouver	6-7 L	Wade Flaherty
3	Joe Nieuwendyk	April 10, 1995	at Calgary	3-8 L	Wade Flaherty (3)/Arturs Irbe
3	Nelson Emerson	March 28, 1995	vs. Winnipeg	6-5 W	Arturs Irbe (3)/Wade Flaherty
3	Bernie Nicholls	March 21, 1995	vs. Chicago	3-7 L	Wade Flaherty
3	Mike Modano	Feb. 21, 1994	vs. Dallas	3-6 L	Jimmy Waite
5	Mike Ricci	Feb. 17, 1994	vs. Quebec	2-8 L	Arturs Irbe (3)/Jimmy Waite (2)
3	Mikael Renberg	Feb. 15, 1994	vs. Philadelphia	4-6 L	Arturs Irbe
3	Patrick Flatley	Feb. 1, 1994	at N.Y. Islanders	4-5 L	Arturs Irbe
3	Vyacheslav Kozlov	Jan. 6, 1994	vs. Detroit	3-10 L	Arturs Irbe (2)/Jimmy Waite (1)
3	Ray Sheppard	Jan. 6, 1994	vs. Detroit	3-10 L	Arturs Irbe (2)/Jimmy Waite (1)
3	Scott Young	Dec. 19, 1993	at Quebec	5-7 L	Jimmy Waite
3	Kevin Miller	Oct. 21, 1993	at St. Louis		
			(@ Sacramento)	2-5 L	Jimmy Waite
3	Stephane Richer	Mar. 29, 1993	at New Jersey	0-5 L	Jeff Hackett
3	Ronnie Stern	Feb. 10, 1993	at Calgary	1-13 L	Arturs Irbe (2)/Jeff Hackett (1)
3	Robert Reichel	Feb. 10, 1993	at Calgary	1-13 L	Arturs Irbe (2)/Jeff Hackett (1)
3	Bob Kudelski	Jan. 10, 1993	at Ottawa	2-3 L	Jeff Hackett
3	Scott Young	Dec. 12, 1992	vs. Quebec	7-8	Brian Hayward
3	Mike Donnelly	Nov. 8, 1992	vs. Los Angeles	4-11 L	Arturs Irbe
3	Jari Kurri	Nov. 8, 1992	vs. Los Angeles	4-11 L	Arturs Irbe
3	Luc Robitaille	Nov. 8, 1992	vs. Los Angeles	4-11 L	Arturs Irbe
3	Rick Tocchet	March 6, 1992	vs. Pittsburgh	3-7 L	Jarmo Myllys
3	Jimmy Carson	Feb. 15, 1992	at Detroit	1-11 L	Arturs Irbe (3)/Jarmo Myllys
3	Dale Hawerchuk	Feb. 14, 1992	at Buffalo	6-7 L	Jarmo Myllys
3	Stephan Lebeau	Feb. 12, 1992	at Montreal	1-6	Jeff Hackett
3	John Druce	Feb. 9, 1992	at Washington	2-6 L	Jeff Hackett (3)/Jarmo Myllys
3	John Cullen	Feb. 4, 1992	vs. Hartford	6-5 W	Jeff Hackett
3	Igor Larionov	Dec. 28, 1991	vs. Vancouver	2-3 L	Jeff Hackett
3	Kevin Stevens	Dec. 5, 1991	vs. Pittsburgh	0-8 L	Jeff Hackett/Arturs Irbe (1)/ Brian Hayward (2)
3	Wayne Gretzky	Nov. 23, 1991	at Los Angeles	4-6 L	Arturs Irbe
3	Pat Lafontaine	Nov. 12, 1991	vs. Buffalo	1-7 L	Arturs Irbe (1)/Jeff Hackett (2)
3	Bob Kudelski	Oct. 16, 1991	at Los Angeles	5-8 L	Jeff Hackett

SHUTOUTS

Active players on Sharks Roster in **bold**

SHARKS (87)

Date	Opponent	Goaltender	Score	Saves
March 1, 2008	at St. Louis	Brian Boucher	2-0	24
Jan. 29, 2008	at Edmonton	Evgeni Nabokov	3-0	13
Dec. 28, 2007	at St. Louis	Evgeni Nabokov	1-0	26
Dec. 7, 2007	at Phoenix	Evgeni Nabokov	1-0	27
Nov. 15, 2007	at Phoenix	Evgeni Nabokov	6-0	15
Nov. 12, 2007	vs. Phoenix	Evgeni Nabokov	5-0	25
Oct. 20, 2007	vs. Nashville	Evgeni Nabokov	3-0	22
March 16, 2007	vs. Columbus	Evgeni Nabokov	3-0	35
March 11, 2007	vs. Edmonton	Evgeni Nabokov	3-0	22
March 6, 2007	at Minnesota	Evgeni Nabokov	3-0	26
March 4, 2007	at Dallas	Evgeni Nabokov	4-0	26
Feb. 22, 2007	at Chicago	Evgeni Nabokov	2-0	21
Dec. 11, 2006	vs. Phoenix	Vesa Toskala	4-0	23
Nov. 28, 2006	at St. Louis	Vesa Toskala	2-0	29
Nov. 25, 2006	vs. New Jersey	Evgeni Nabokov	2-0	24
Oct. 23, 2006	at Columbus	Vesa Toskala	3-0	23
Oct. 17, 2006	vs. Dallas	Evgeni Nabokov	2-0	32
Oct. 7, 2006	vs. New York Islanders	Evgeni Nabokov	2-0	26
April 6, 2006	at Los Angeles	Vesa Toskala	5-0	14
March 21, 2006	at St. Louis	Vesa Toskala	6-0	33
Jan. 12, 2006	at Ottawa	Evgeni Nabokov	2-0	40
Dec. 2, 2005	at Buffalo	Evgeni Nabokov	5-0	20
Nov. 4, 2005	at Anaheim	Nolan Schaefer	1-0	7
March 31, 2004	at Los Angeles	Evgeni Nabokov	3-0	21
March 26, 2004	at Phoenix	Vesa Toskala	3-0	22
Feb. 29, 2004	vs. St. Louis	Evgeni Nabokov	1-0	30
Feb. 5, 2004	vs. Phoenix	Evgeni Nabokov	5-0	24
Feb. 3, 2004	vs. Florida	Evgeni Nabokov	3-0	20
Jan. 24, 2004	vs. Minnesota	Evgeni Nabokov	4-0	26
Dec. 31, 2003	at Columbus	Evgeni Nabokov	4-0	24
Dec. 27, 2003	vs. Los Angeles	Evgeni Nabokov	1-0	26
Dec. 13, 2003	vs. Anaheim	Evgeni Nabokov	5-0	25
Nov. 21, 2003	at Phoenix	Evgeni Nabokov	2-0	28
Oct. 16, 2003	vs. Philadelphia	Vesa Toskala	0-0	9
March 27, 2003	vs. Detroit	Evgeni Nabokov	0-0	31
Feb. 21, 2003	vs. Columbus	Vesa Toskala	3-0	26
Jan. 27, 2003	at Los Angeles	Evgeni Nabokov	6-0	25
Jan. 11, 2003	vs. Vancouver	Evgeni Nabokov	3-0	29
Dec. 14, 2002	vs. Washington	Miikka Kiprusoff	2-0	34
March 9, 2002	vs. Vancouver	Evgeni Nabokov	2-0	32
Feb. 10, 2002	vs. Carolina	Evgeni Nabokov	4-0	24
Feb. 6, 2002	vs. Calgary	Evgeni Nabokov	2-0	27
Jan. 15, 2002	at Colorado	Evgeni Nabokov	1-0 (OT)	38
Jan. 5, 2002	vs. Florida	Miikka Kiprusoff	6-0	28
Dec. 14, 2001	at Colorado	Evgeni Nabokov	3-0	38
Nov. 29, 2001	vs. Pittsburgh	Evgeni Nabokov	5-0	38
Oct. 27, 2001	vs. Columbus	Evgeni Nabokov	2-0	16
Oct. 6, 2001	vs. Minnesota	Evgeni Nabokov	0-0 (OT)	19
April 5, 2001	vs. Phoenix	Evgeni Nabokov	3-0	28
March 26, 2001	at Los Angeles	Evgeni Nabokov	0-0 (OT)	27
March 12, 2001	vs. Montreal	Evgeni Nabokov	3-0	20
Feb. 16, 2001	at Nashville	Miikka Kiprusoff	0	19
Feb. 14, 2001	at Chicago	Evgeni Nabokov	2-0	31
Feb. 8, 2001	at Vancouver	Steve Shields	7-0	26
Dec. 20, 2000	at Detroit	Steve Shields	0-0 (OT)	31
Dec. 4, 2000	at Calgary	Evgeni Nabokov	2-0	21
Nov. 11, 2000	at NY Islanders	Evgeni Nabokov	8-0	24
April 3, 2000	at Edmonton	Evgeni Nabokov	4-0	20
Feb. 11, 2000	at Atlanta	Steve Shields	1-0	24
Feb. 8, 2000	at Tampa Bay	Steve Shields	3-0	23
Jan. 19, 2000	at Colorado	Steve Shields	8-0	39
Oct. 13, 1999	at Dallas	Evgeni Nabokov	0-0 (OT)	35
April 6, 1999	at Phoenix	Steve Shields	2-0	33
April 2, 1999	at Vancouver	Steve Shields	1-0	18
Mar. 12, 1999	vs. Detroit	Steve Shields	7-0	26
Feb. 8, 1999	at Phoenix	Steve Shields	2-0	27
Jan. 11, 1999	vs. Los Angeles	Mike Vernon	3-0	30
Dec. 26, 1998	vs. Vancouver	Mike Vernon	4-0	25

SHUTOUTS

Active players on Sharks Roster in **bold**

Nov. 12, 1998	vs. Carolina	Mike Vernon	3-0	20
Nov. 4, 1998	vs. Dallas	Mike Vernon	4-0	21
April 7, 1998	vs. Calgary	Mike Vernon	6-0	13
		Kelly Hrudey		3
March 6, 1998	at Anaheim	Mike Vernon	3-0	23
Feb. 4, 1998	at Edmonton	Mike Vernon	3-0	21
Dec. 18, 1997	vs. Vancouver	Mike Vernon	0-0 (OT)	21
Dec. 12, 1997	at Dallas	Kelly Hrudey	1-0	24
Nov. 20, 1997	at Philadelphia	Mike Vernon	3-0	28
Nov. 4, 1997	vs. Toronto	Mike Vernon	0-0 (OT)	19
March 6, 1997	vs. Ottawa	Ed Belfour	2-0	29
April 28, 1995	vs. Los Angeles	Arturs Irbe	4-0	29
April 16, 1995	vs. Los Angeles	Arturs Irbe	2-0	22
April 7, 1995	vs. Edmonton	Wade Flaherty	5-0	26
Feb. 17, 1995	at Los Angeles	Arturs Irbe	2-0	37
Jan. 25, 1995	vs. Winnipeg	Arturs Irbe	4-0	28
March 6, 1994	vs. Anaheim	Arturs Irbe	6-0	25
Feb. 13, 1994	vs. Chicago	Arturs Irbe	1-0	23
Nov. 27, 1993	vs. Anaheim	Arturs Irbe	1-0	15
Nov. 17, 1992	vs. Los Angeles	Arturs Irbe	6-0	39

OPPONENTS (82)

Date	Opponent	Goaltender	Score	Saves
Dec. 18, 2007	vs. Anaheim	J.S. Giguere	0-2	20
Feb. 16, 2007	at Columbus	Frederic Norrena	0-3	29
Feb. 14, 2007	at Nashville	Tomas Vokoun	0-5	22
Jan. 20, 2007	vs. St. Louis	Manny Legace	0-1	31
Dec. 30, 2006	at Phoenix	Curtis Joseph	0-8	40
Dec. 21, 2006	vs. Dallas	Marty Turco	0-3	20
Dec. 4, 2006	at Dallas	Marty Turco	0-1	25
Nov. 21, 2006	at Anaheim	J.S. Giguere	0-5	23
April 17, 2006	vs. Los Angeles	Jason Labarbera	0-4	31
March 23, 2006	at Detroit	Manny Legace	0-4	28
March 4, 2006	at Calgary	Mikha Kiprusoff	0-2	26
Feb. 4, 2006	vs. Anaheim	J.S. Giguere	0-2	35
Jan. 26, 2006	vs. Anaheim	Ilya Bryzgalov	0-2	24
March 7, 2004	at Dallas	Marty Turco	0-4	22
Jan. 13, 2004	vs. Dallas	Marty Turco	0-3	17
Oct. 28, 2003	at Carolina	Kevin Weekes	0-3	28
Oct. 21, 2003	vs. Anaheim	Martin Gerber	0-2	34
Oct. 16, 2003	vs. Philadelphia	Jeff Hackett	0-0 (OT)	27
March 20, 2003	at Colorado	Patrick Roy	0-2	29
March 9, 2003	at Dallas	Ron Tugnutt	0-3	23
Feb. 19, 2003	vs. NY Islanders	Garth Snow	0-3	29
Feb. 12, 2003	at Columbus	Marc Denis	0-1	38
March 23, 2002	at Los Angeles	Felix Potvin	0-3	17
March 13, 2002	vs. St. Louis	Brent Johnson	0-2	18
March 5, 2002	vs. Nashville	Mike Dunham	0-2	26
Dec. 21, 2001	at Detroit	Dominik Hasek	0-3	19
Nov. 21, 2001	vs. Minnesota	Manny Fernandez	0-2	22
Oct. 6, 2001	vs. Minnesota	Dwayne Roloson	0-0 (OT)	36
March 26, 2001	at Los Angeles	Felix Potvin	0-0 (OT)	15
March 17, 2001	at Los Angeles	Felix Potvin	0-1 (OT)	18
March 10, 2001	vs. Nashville	Tomas Vokoun	0-3	17
Feb. 21, 2001	at Anaheim	Jean-Sebastien Giguere	0-1	24
Feb. 8, 2001	at Vancouver	Bob Essensa	0-0 (OT)	31
Jan. 3, 2001	vs. Calgary	Fred Brathwaite	0-1	30
April 1, 2000	at Calgary	Fred Brathwaite	0-3	29
Feb. 1, 2000	vs. Phoenix	Bob Essensa	0-1 (OT)	34
Jan. 19, 2000	at Colorado	Patrick Roy	0-0 (OT)	15
Dec. 26, 1999	vs. Anaheim	Dominic Roussel	0-1	26
April 16, 1999	vs. Los Angeles	Stephane Fiset	0-2	33
March 6, 1999	vs. Chicago	Jocelyn Thibault	0-4	23
Feb. 6, 1999	at Los Angeles	Jamie Storr	0-2	27
Jan. 30, 1999	at Colorado	Patrick Roy	0-5	22
Jan. 26, 1999	vs. St. Louis	Rich Parent	0-3	20
Dec. 15, 1998	vs. N.Y. Islanders	Tommy Salo	0-1	13
Dec. 2, 1998	vs. Dallas	Ed Belfour	0-3	26
Nov. 25, 1998	at Carolina	Trevor Kidd	0-3	36
Oct. 18, 1998	vs. Boston	Rob Tallas	0-3	22
March 21, 1998	vs. Colorado	Patrick Roy	0-2	23
Jan. 29, 1998	vs. Chicago	Jeff Hackett	0-3	29
Jan. 3, 1998	at Boston	Byron Dafoe	0-3	23

SHUTOUTS

Active players on Sharks Roster in **bold**

OPPONENTS (82)

Date	Opponent	Goaltender	Score	Saves
Dec. 26, 1997	vs. Phoenix	Nikolai Khabibulin	0-4	30
Dec. 18, 1997	vs. Vancouver	Arturs Irbe	0-0 (OT)	38
Nov. 4, 1997	vs. Toronto	Glenn Healy	0-0 (OT)	16
		Marcel Cousineau		6
Nov. 1, 1997	at St. Louis	Grant Fuhr	0-2	24
Oct. 7, 1997	vs. Ottawa	Damien Rhodes	0-1	23
Dec. 13, 1996	vs. Pittsburgh	Pat Lalime	0-4	20
Nov. 23, 1996	vs. Anaheim	Guy Hebert	0-3	25
Oct. 8, 1996	at Colorado	Patrick Roy	0-6	24
April 12, 1996	vs. Calgary	Rick Tabaracci	0-6	25
Feb. 12, 1996	at Montreal	Jocelyn Thibault	0-3	21
April 17, 1995	at Anaheim	Guy Hebert	0-3	27
April 13, 1995	at Detroit	Mike Vernon	0-3	12
Feb. 24, 1995	vs. Calgary	Trevor Kidd	0-3	17
Feb. 7, 1995	at Detroit	Chris Osgood	0-6	16
March 12, 1994	at Calgary	Mike Vernon	0-2	16
Feb. 26, 1994	at Detroit	Chris Osgood	0-2	22
Nov. 11, 1993	at Dallas	Jon Casey	0-4	20
March 29, 1993	at New Jersey	Chris Terrieri	0-5	24
March 16, 1993	vs. N.Y. Islanders	Glen Healy	0-6	26
Feb. 25, 1993	vs. Toronto	Daren Puppa	0-5	22
Feb. 22, 1993	vs. N.Y. Rangers	John Vanbiesbrouck	0-4	29
Feb. 12, 1993	at Edmonton	Bill Ranford	0-6	28
Nov. 19, 1992	vs. Toronto	Grant Fuhr	0-2	23
March 11, 1992	at Winnipeg	Stephane Beauregard	0-3	20
March 1, 1992	vs. Philadelphia	Ron Hextall	0-1	30
Feb. 2, 1992	at Winnipeg	Bob Essensa	0-6	40
Jan. 4, 1992	vs. Montreal	Patrick Roy	0-1 (OT)	25
Dec. 19, 1991	at St. Louis	Curtis Joseph	0-4	21
Dec. 5, 1991	vs. Pittsburgh	Tom Barrasso	0-8	39
Nov. 16, 1991	at Vancouver	Kirk McLean	0-1	20
Oct. 26, 1991	at New Jersey	Chris Terrieri	0-9	26
Oct. 23, 1991	at Hartford	Kay Whitmore	0-3	33

20+ GOAL SEASONS

Active players on Sharks Roster in **bold**

Player	Season	Date/Opp	TEAM GAME NO.	PLAYER GAME NO.	TOTAL GOALS
Jonathan Cheechoo	2005-06	Dec. 30 vs. Colorado	37	37	56
Owen Nolan	1999-00	Dec. 6 vs. Tampa Bay	32	32	44
Jonathan Cheechoo	2006-07	Feb. 7 at Anaheim	55	49	37
Patrick Marleau	2005-06	Jan. 24 vs. Los Angeles	46	46	34
Patrick Marleau	2006-07	Jan. 11 at Los Angeles	44	44	32
Owen Nolan	1996-97	Jan. 30 at Calgary	49	46	31
Jeff Friesen	1997-98	Jan. 31 vs. Colorado	52	49	31
Sergei Makarov	1993-94	Feb. 28 at Winnipeg	64	64	30
Teemu Selanne	2001-02	Feb. 26 at Nashville	58	58	29
Owen Nolan	1995-96	Feb. 26 vs. Montreal	62*	55*	29*
Joe Thornton	2007-08	March 18 at Los Angeles	73	73	29
Teemu Selanne	2002-03	Dec. 30 vs. Philadelphia	37	37	28
Patrick Marleau	2003-04	Jan. 28 vs. Calgary	51	49	28
Patrick Marleau	2002-03	Jan. 30 vs. Anaheim	51	51	28
Jeff Friesen	1996-97	Feb. 28 at Hartford	62	62	28
Marco Sturm	2002-03	March 1 at Calgary	65	65	28
Jonathan Cheechoo	2003-04	March 11 vs. N.Y. Islanders	70	69	28
Ray Sheppard	1995-96	Jan. 13 at Pittsburgh	44@	34@	27@
Milan Michalek	2006-07	March 18 at Colorado	73	69	26
Jeff Friesen	1999-00	Feb. 9 at Florida	58	58	26
Scott Thornton	2001-02	March 10 at Vancouver	65	62	26
Sandis Ozolinsh	1993-94	March 6 vs. Anaheim	66	63	26
Kelly Kisio	1992-93	March 25 at Philadelphia	75	69	26
Patrick Marleau	2000-01	Jan. 24 vs. Edmonton	48	48	25
Pat Falloon	1991-92	March 6 vs. Pittsburgh	66	65	25
Tony Granato	1996-97	March 19 at Calgary	70	64	25
Joe Murphy	1998-99	April 2 at Vancouver	75	69	25
Todd Elik	1993-94	March 25 at Winnipeg	75^	66^	25^
Milan Michalek	2007-08	Feb. 21 at Philadelphia	61	58	24
Owen Nolan	2000-01	March 1 at Ottawa	64	43	24
Jonathan Cheechoo	2007-08	March 3 vs. Montreal	66	59	23

20+ GOAL SEASONS

Player	Season	Date/Opp	TEAM GAME NO.	PLAYER GAME NO.	TOTAL GOALS
Rob Gaudreau	1992-93	March 7 vs. Edmonton	67	67	23
Owen Nolan	2001-02	April 4 vs. Phoenix	77	71	23
Joe Thornton	2006-07	March 18 at Colorado	73	73	22
Owen Nolan	2002-03	Feb. 14 at Chicago	58!	55!	22!
Kevin Miller	1995-96	Feb. 25 at Anaheim	61	59	22
David Bruce	1991-92	March 4 vs. Los Angeles	65	65	22
Pat Falloon	1993-94	March 19 at Los Angeles	71	70	22
Jeff Friesen	1998-99	March 28 at Edmonton	72	68	22
Nils Ekman	2003-04	March 25 vs. Calgary	77	77	22
Johan Garpenlov	1992-93	April 1 vs. Winnipeg	78	73	22
Mike Ricci	2000-01	April 7 vs. Dallas	81	80	22
Nils Ekman	2005-06	Apr. 13 vs. Vancouver	80	75	21
Marco Sturm	2003-04	Feb. 26 at Vancouver	63	60	21
Marco Sturm	2001-02	March 30 vs. Columbus	75	70	21
Patrick Marleau	1998-99	April 2 at Vancouver	75	74	21
Patrick Marleau	2001-02	April 8 at Minnesota	79	76	21
Vincent Damphousse	1999-00	April 5 vs. Dallas	80	80	21
Joe Thornton	2005-06	April 15 vs. Anaheim	81#	57#	20#
Mike Ricci	1999-00	March 24 vs. Phoenix	75	75	20
Vincent Damphousse	2001-02	April 6 vs. Detroit	78	78	20
Alyn McCauley	2003-04	March 31 at Los Angeles	80	80	20

*Nolan was acquired on Oct. 26, 1995 from Colorado. Registered his 20th goal with San Jose in his 55th game with the Sharks.

@Sheppard was acquired on Oct. 24, 1995 from Detroit. Registered his 20th goal with San Jose in his 34th game with San Jose.

*Elik was claimed from Edmonton on Oct. 26, 1993. Registered his 20th goal with San Jose in his 66th game with San Jose.

! Nolan scored 22 goals in 61 games with San Jose. He was traded to Toronto on March 5, 2003.

Thornton was acquired on Nov. 30, 2005 from Boston. Registered his 20th with San Jose in his 57th game with the Sharks.

PENALTY SHOTS

Active players on Sharks Roster in **bold**

SHARKS (27)

Date	Opponent	Player	Goaltender	Result	Time	Period	Score
March 14, 2008	vs. St. Louis	Patrick Marleau	Hannu Toivonen	Successful	13:25	1st	4-1 W
March 9, 2008	at Minnesota	Tomas Plihal	Niklas Backstrom	Successful	13:44	1st	3-2 WSO
Dec. 28, 2007	at St. Louis	Christian Ehrhoff	Manny Legace	Unsuccessful	11:11	3rd	1-0 W
Dec. 16, 2007	at Anaheim	Milan Michalek	J.S. Giguere	Unsuccessful	19:33	1st	2-1 WSO
Nov. 12, 2007	vs. Phoenix	Joe Pavelski	Mikael Tellqvist	Unsuccessful	8:22	1st	5-0 W
March 13, 2007	vs. Chicago	Bill Guerin	Patrick Lalime	Successful	19:47	3rd	7-1 W
Dec. 7, 2006	vs. Colorado	Mike Grier	Jose Theodore	Unsuccessful	14:48	2nd	2-5 L
Feb. 28, 2006	vs. Detroit	Nils Ekman	Manny Legace	Unsuccessful	7:06	3rd	5-1 W
Dec. 20, 2005	vs. Anaheim	Jonathan Cheechoo	J.S. Giguere	Successful	5:16	3rd	4-2 W
Oct. 26, 2005	at Dallas	Marcel Goc	Marty Turco	Unsuccessful	17:22	1st	5-4 W
Oct. 8, 2005	at St. Louis	Patrick Marleau	Patrick Lalime	Successful	7:36	1st	7-6 W
Feb. 23, 2004	vs. Columbus	Jonathan Cheechoo	Pascal Leclaire	Successful	:32	3rd	4-2 W
Dec. 6, 2003	vs. Dallas	Nils Ekman	Ron Tugnutt	Successful	11:59	2nd	2-1 W
Nov. 15, 2003	vs. Toronto	Marco Sturm	Mikael Tellqvist	Unsuccessful	10:00	1st	2-2 T
March 21, 2003	vs. Boston	Patrick Marleau	Steve Shields	Unsuccessful	10:14	2nd	3-2 W
Nov. 11, 2002	vs. NY Rangers	Patrick Marleau	Dan Blackburn	Successful	10:02	3rd	4-5 L
Nov. 24, 2001	at Los Angeles	Alexander Korolyuk	Jamie Storr	Unsuccessful	1:39	3rd	1-3 L
Jan. 24, 2001	vs. Edmonton	Jeff Friesen	Dominic Roussel	Unsuccessful	2:20	2nd	6-1 W
Jan. 11, 2000	vs. St. Louis	Alex Korolyuk	Roman Turek	Successful	13:12	3rd	2-5 L
Dec. 30, 1999	at St. Louis	Jeff Friesen	Roman Turek	Unsuccessful	7:50	2nd	1-2 L (OT)
Oct. 24, 1999	at Los Angeles	Mike Ricci	Stephane Fiset	Unsuccessful	19:09	2nd	3-4 L
Dec. 26, 1998	vs. Vancouver	Owen Nolan	Garth Snow	Unsuccessful	6:37	2nd	2-0 W
March 28, 1996	vs. Colorado	Jamie Baker	Patrick Roy	Unsuccessful	13:27	1st	3-8 L
March 5, 1996	at Colorado	Ville Pelttonen	Patrick Roy	Unsuccessful	14:41	2nd	5-3 W
Dec. 5, 1995	at Colorado	Kevin Miller	Stephane Fiset	Successful	19:47	3rd	2-12 L
Dec. 2, 1995	vs. Washington	Jeff Friesen	Jim Carey	Successful	7:33	1st	5-3 W
March 29, 1994	vs. Winnipeg	Sergei Makarov	Tim Cheveldae	Successful	18:34	2nd	9-4 W

OPPONENTS (27)

Date	Opponent	Player	Goaltender	Result	Time	Period	Score
Feb. 8, 2008	vs. Columbus	Rick Nash	Evgeni Nabokov	Unsuccessful	13:03	2nd	2-1 W
Dec. 22, 2007	vs. Anaheim	Todd Bertuzzi	Evgeni Nabokov	Unsuccessful	13:07	1st	2-5 L
Nov. 24, 2007	vs. Los Angeles	Ladislav Nagy	Evgeni Nabokov	Unsuccessful	11:58	2nd	1-2 L
Nov. 7, 2007	vs. Dallas	Sergei Zubov	Evgeni Nabokov	Unsuccessful	6:54	1st	1-3 L
Feb. 28, 2007	vs. Nashville	Martin Erat	Evgeni Nabokov	Unsuccessful	12:07	2nd	3-4 L (SO)

PENALTY SHOTS

OPPONENTS (27)

Date	Opponent	Player	Goaltender	Result	Time	Period	Score
Feb. 2, 2006	vs. Minnesota	Marion Gaborik	Vesa Toskala	Successful	14:59	3rd	2-3 L (OT)
Nov. 30, 2005	at Dallas	Antti Miettinen	Evgeni Nabokov	Successful	5:10	1st	1-4 L
Oct. 29, 2005	vs. Calgary	Tony Amonte	Nolan Schaefer	Unsuccessful	9:28	1st	3-2 W
Dec. 2, 2003	at Calgary	Shean Donovan	Vesa Toskala	Successful	19:06	2nd	1-2 L
Oct. 18, 2003	vs. Ottawa	Marian Hossa	Evgeni Nabokov	Successful	9:22	3rd	1-4 L
April 3, 2003	at Edmonton	Mike Comrie	Vesa Toskala	Unsuccessful	9:04	2nd	3-3 T
March 24, 2003	vs. Tampa Bay	Martin St. Louis	Evgeni Nabokov	Unsuccessful	17:56	3rd	1-4 L
March 15, 2003	vs. Calgary	Jarome Iginla	Vesa Toskala	Unsuccessful	6:23	3rd	3-2 W
Feb. 17, 2003	at Los Angeles	Ziggy Palffy	Evgeni Nabokov	Unsuccessful	2:12	3rd	2-3 L
Jan. 8, 2002	vs. St. Louis	Sergei Varlamov	Evgeni Nabokov	Unsuccessful	5:11	2nd	2-6 L
Feb. 26, 2001	at St. Louis	Marty Reasoner	Evgeni Nabokov	Successful	6:39	1st	2-7 L
Nov. 9, 2000	at Columbus	Robert Kron	Steve Shields	Unsuccessful	5:34	1st	2-5 L
Nov. 1, 2000	vs. Pittsburgh	Martin Straka	Evgeni Nabokov	Unsuccessful	:40	1st	3-2 W
Dec. 30, 1999	at St. Louis	Pierre Turgeon	Steve Shields	Unsuccessful	19:39	3rd	1-2 L
Jan. 26, 1999	vs. St. Louis	Terry Yake	Steve Shields	Unsuccessful	18:27	2nd	0-3 L
Nov. 12, 1997	vs. Vancouver	Pavel Bure	Mike Vernon	Successful	6:27	1st	2-5 L
March 18, 1996	at Boston	Rick Tocchet	Geoff Sarjeant	Unsuccessful	9:47	1st	3-3 T
Nov. 22, 1995	at Detroit	Igor Larionov	Arturs Irbe	Successful	13:30	3rd	2-5 L
March 15, 1995	vs. Toronto	Mats Sundin	Arturs Irbe	Successful	6:47	1st	1-2 L
March 18, 1996	at Boston	Rick Tocchet	Geoff Sarjeant	Unsuccessful	9:47	1st	3-3 T
Nov. 22, 1995	at Detroit	Igor Larionov	Arturs Irbe	Successful	13:30	3rd	2-5 L
March 15, 1995	vs. Toronto	Mats Sundin	Arturs Irbe	Successful	6:47	1st	1-2

EXTRA ATTACKER GOALS

Active players on Sharks Roster in **bold**

SHARKS (52)

Date	Opponent	Goal Scorer	Time	Period	Final Score
March 28, 2008	at Anaheim	Jeremy Roenick	11:10	2nd	3-1 W
Jan. 30, 2008	at Calgary	Jonathan Cheechoo	18:59	3rd	4-5 L
Oct. 13, 2007	vs. Boston	Milan Michalek	19:22	3rd	1-2 L
Oct. 4, 2007	at Edmonton	Joe Thornton	19:49	3rd	2-3 L SO
April 7, 2007	vs. Vancouver	Jonathan Cheechoo	:34	3rd	3-4 L OT
Jan. 6, 2007	vs. Columbus	Ryane Clowe	5:24	3rd	5-2 W
Dec. 26, 2006	vs. Anaheim	Patrick Marleau	18:52	1st	3-4 L
Dec. 26, 2006	vs. Anaheim	Christian Ehrhoff	11:25	1st	3-4 L
Jan. 21, 2006	at Los Angeles	Joe Thornton	19:31	3rd	4-3 W OT
Oct. 29, 2005	vs. Dallas	Brad Stuart	19:37	3rd	3-2 W SO
Oct. 26, 2005	at Dallas	Marco Sturm	19:40	3rd	5-4 W OT
April 4, 2004	vs. Los Angeles	Brad Stuart	19:40	3rd	4-3 W OT
March 16, 2004	at Dallas	Jonathan Cheechoo	19:26	3rd	3-3 T
April 3, 2003	at Edmonton	Teemu Selanne	19:19	3rd	3-3 T
March 29, 2003	vs. Dallas	Marco Sturm	17:07	2nd	3-4 L
Nov. 11, 2002	vs. NY Rangers	Mike Ricci	4:35	3rd	4-5 L
Oct. 19, 2002	vs. Colorado	Mike Ricci	11:53	1st	1-3 L
Oct. 22, 2001	at NY Rangers	Brad Stuart	9:30	1st	5-1 W
Oct. 20, 2001	at NY Islanders	Vincent Damphousse	19:54	3rd	2-2 T
Oct. 11, 2001	vs. Tampa Bay	Owen Nolan	17:51	2nd	4-3 W
April 7, 2001	vs. Dallas	Mike Ricci	19:56	3rd	4-5 L OT
March 22, 2001	vs. Ottawa	Patrick Marleau	19:46	3rd	1-2 L
Jan. 11, 2001	vs. St. Louis	Stephane Matteau	6:09	1st	6-3 W
Jan. 1, 2001	at Phoenix	Tony Granato	6:01	3rd	3-2 W
Nov. 8, 2000	at Chicago	Marco Sturm	19:50	3rd	3-2 W OT
March 15, 2000	vs. Buffalo	Vincent Damphousse	19:32	3rd	6-5 W OT
March 13, 2000	vs. Calgary	Vincent Damphousse	3:35	2nd	5-3 W
Dec. 6, 1999	vs. Tampa Bay	Vincent Damphousse	15:45	2nd	3-3 T
March 31, 1999	vs. Colorado	Mike Ricci	15:41	2nd	2-3 L
Jan. 16, 1999	vs. Calgary	Patrick Marleau	19:59	3rd	3-3 T
Jan. 24, 1998	vs. Florida	John MacLean	19:44	3rd	1-1 T
April 2, 1997	vs. Anaheim	Marty McSorley	19:38	3rd	5-5 T
Nov. 15, 1997	v. Phoenix	Marco Sturm	18:55	3rd	2-3 L
Oct. 22, 1996	at Toronto	Andrei Nazarov	19:29	3rd	3-4 L
Oct. 5, 1996	vs. N.Y. Islanders	Bernie Nicholls	19:44	3rd	2-2 T
Feb. 17, 1996	at N.Y. Islanders	Shean Donovan	19:22	3rd	2-4 L
Dec. 22, 1995	vs. Los Angeles	Viktor Kozlov	10:42	1st	4-3 W
Dec. 17, 1995	at Dallas	Kevin Miller	14:41	2nd	2-4 L
Dec. 2, 1995	vs. Washington	Owen Nolan	14:13	1st	5-3 W
Nov. 2, 1995	vs. New Jersey	Kevin Miller	19:51	3rd	3-3 T
Oct. 30, 1995	at Vancouver	Kevin Miller	19:45	3rd	3-4 L

EXTRA ATTACKER GOALS

Active players on Sharks Roster in **bold**

SHARKS (continued)

Date	Opponent	Goal Scorer	Time	Period	Final Score
Oct. 22, 1995	at Edmonton	Ulf Dahlen	19:48	3rd	1-1 T
Oct. 14, 1995	vs. Vancouver	Igor Larionov	19:37	3rd	6-7 L
April 19, 1995	at Dallas	Sergei Makarov	19:11	3rd	5-5 T
April 2, 1995	at Anaheim	Jeff Friesen	19:59	3rd	4-5 L
Feb. 15, 1995	vs. Vancouver	Ray Whitney	9:40	1st	3-1 W
Feb. 19, 1994	vs. Los Angeles	Jayson More	11:36	2nd	4-3 W
April 4, 1993	vs. Calgary	Jeff Odgers	19:30	3rd	3-4 L
Feb. 1, 1993	vs. Tampa Bay	Johan Garpenlov	19:13	3rd	4-5 L
Jan. 10, 1993	at Ottawa	Jeff Odgers	18:02	3rd	2-3 L
Nov. 29, 1992	at Calgary	Kelly Kisio	19:10	3rd	4-3 W (OT)
Feb. 28, 1992	vs. Montreal	Pat Falloon	19:59	3rd	3-3 T

OPPONENTS (43)

Date	Opponent	Goal Scorer	Time	Period	Final Score
April 6, 2008	at Dallas	Mattias Norstrom	19:47	2nd	2-4 L
March 19, 2008	vs. Minnesota	Marian Gaborik	19:31	3rd	4-3 W (SO)
March 9, 2008	at Minnesota	Brian Rolston	19:31	3rd	3-2 W (SO)
Feb. 12, 2008	vs. Calgary	Dion Phaneuf	19:10	3rd	3-4 L (OT)
Jan. 13, 2008	at Anaheim	Doug Weight	19:32	3rd	3-4 L (OT)
Dec. 26, 2007	at Los Angeles	Lubomir Visnovsky	19:32	3rd	3-2 W
Jan. 30, 2007	vs. Dallas	Phillipe Boucher	19:57	3rd	2-3 L (SO)
Nov. 13, 2006	at Los Angeles	Alexander Frolov	19:19	1st	2-4 L
Oct. 12, 2006	at Edmonton	Patrick Thoresen	3:20	1st	4-6 L
Oct. 5, 2006	vs. St. Louis	Bill Guerin	19:54	3rd	5-4 W (OT)
March 26, 2006	at Chicago	Kyle Calder	18:48	3rd	5-4 W
March 11, 2006	vs. Nashville	Paul Kariya	19:49	3rd	3-2 W
Feb. 12, 2006	at Phoenix	Steven Reinprecht	16:18	3rd	5-4 W
Feb. 1, 2006	at Anaheim	Dustin Penner	19:37	3rd	4-6 W
Jan. 8, 2004	vs. Columbus	Mark Hartigan	14:11	2nd	3-2 L (OT)
Dec. 17, 2003	at Detroit	Pavel Datsyuk	19:41	3rd	2-3 L (OT)
Nov. 6, 2003	at Boston	Sergei Samonov	19:46	3rd	5-5 T
Jan. 22, 2003	vs. New Jersey	Joe Nieuwendyk	19:47	3rd	4-5 L (OT)
Nov. 25, 2002	at St. Louis	Scott Mellanby	16:01	3rd	4-1 W
March 16, 2002	vs. Chicago	Steve Sullivan	19:22	3rd	2-2 T
Dec. 23, 2001	at Nashville	Petr Tenkrat	19:25	3rd	1-1 T
Oct. 11, 2001	vs. Tampa Bay	Fredrik Modin	18:56	3rd	4-3 W
Jan. 1, 2001	at Phoenix	Keith Tkachuk	18:17	3rd	3-2 W
Dec. 28, 2000	vs. Edmonton	Daniel Cleary	18:58	3rd	2-2 T
Dec. 12, 2000	vs. N.Y. Rangers	Mark Messier	19:27	3rd	3-2 W
Oct. 11, 1999	at Anaheim	Fredrik Olausson	19:02	1st	3-5 L
April 12, 1999	vs. Edmonton	Todd Marchant	19:42	3rd	4-5 L (OT)
March 26, 1999	at Ottawa	Wade Redden	19:14	3rd	1-1 T
April 11, 1998	vs. Vancouver	Bret Hedican	3:44	3rd	1-1 T
Jan. 6, 1998	vs. St. Louis	Jim Campbell	14:26	2nd	5-1 L
Dec. 10, 1997	vs. Washington	Peter Bondra	19:31	3rd	3-3 T
March 17, 1996	at Philadelphia	Dale Hawerchuk	11:56	3rd	2-8 L
March 5, 1996	at Colorado	Joe Sakic	19:18	3rd	5-3 W
Nov. 8, 1995	at Buffalo	Donald Audette	15:25	2nd	2-7 L
Oct. 14, 1995	vs. Vancouver	Alex Mogilny	16:56	3rd	6-7 L
March 28, 1995	vs. Winnipeg	Igor Korolev	19:13	3rd	6-5 W (OT)
March 23, 1995	vs. Anaheim	Steve Rucchin	12:47	2nd	3-6 L
April 5, 1994	at Los Angeles	Luc Robitaille	18:43	3rd	2-1 W
March 20, 1994	vs. Los Angeles	Wayne Gretzky	19:11	3rd	6-6 T
Feb. 17, 1994	vs. Quebec	Mike Ricci	17:02	1st	2-8 L
Dec. 3, 1993	vs. Winnipeg	Keith Tkachuk	19:16	3rd	3-3 T
Nov. 9, 1993	vs. Toronto	Dave Ellett	19:37	3rd	2-2 T
Oct. 28, 1993	vs. Anaheim	Bob Corkum	19:16	3rd	4-3 W

ALL-TIME OVERTIME RECORDS (1991-92 TO 1998-99)

Team	HOME					ROAD					OVERALL				
	GP	W	L	T	PTS	GP	W	L	T	PTS	GP	W	L	T	PTS
ANA	2	0	0	2	2	2	1	0	1	3	4	1	0	3	5
ATL	0	0	0	0	0	0	0	0	0	0	0	0	0	0	0
BOS	2	0	0	2	2	2	0	0	2	2	4	0	0	4	4
BUF	3	0	0	3	3	0	0	0	0	0	3	0	0	3	3
CAR	0	0	0	0	0	0	0	0	0	0	0	0	0	0	0
CBJ	0	0	0	0	0	0	0	0	0	0	0	0	0	0	0
CGY	3	0	1	2	2	5	2	1	2	6	8	2	2	4	8
CHI	0	0	0	0	0	2	0	0	2	2	2	0	0	2	2
COL	3	1	2	0	2	1	0	0	1	1	4	1	2	1	3
DAL	0	0	0	0	0	2	0	0	2	2	2	0	0	2	2
DET	2	0	0	2	2	0	0	0	0	0	2	0	0	2	2
EDM	3	0	1	2	2	3	0	0	3	3	6	0	1	5	5
FLA	2	0	0	2	2	4	0	0	4	4	6	0	0	6	6
LA	6	1	2	3	5	2	1	0	1	3	8	2	2	4	8
MIN	0	0	0	0	0	0	0	0	0	0	0	0	0	0	0
MTL	4	1	1	2	4	2	0	0	2	2	6	1	1	4	6
NJ	1	0	0	1	1	1	0	0	1	1	2	0	0	2	2
NSH	0	0	0	0	0	0	0	0	0	0	0	0	0	0	0
NYI	1	0	0	1	1	2	1	0	1	3	3	1	0	2	4
NYR	1	0	0	1	1	4	1	2	1	3	5	1	2	2	4
OTT	1	1	0	0	2	4	0	0	4	4	5	1	0	4	6
PHI	2	0	1	1	1	2	1	0	1	3	4	1	1	2	4
PHX	5	2	1	2	6	4	0	1	3	3	9	2	2	5	9
PIT	1	0	0	1	1	1	0	0	1	1	2	0	0	2	2
STL	1	0	0	1	1	0	0	0	0	0	1	0	0	1	1
TB	1	0	1	0	0	0	0	0	0	0	1	0	1	0	0
TOR	2	0	0	2	2	1	0	0	1	1	3	0	0	3	3
VAN	5	0	0	5	5	2	0	1	1	1	7	0	1	6	6
WAS	1	0	0	1	1	0	0	0	0	0	1	0	0	1	1
TOTAL	52	6	10	36	48	46	7	5	34	48	98	13	15	70	96

Teams received two points for an overtime win, one point for an overtime tie and zero points for an overtime loss.

ALL-TIME OVERTIME RECORDS (1999-00 TO 2003-04)

Team	HOME					ROAD					OVERALL				
	GP	W	L	T	PTS	GP	W	L	T	PTS	GP	W	L	T	PTS
ANA	2	1	1	0	3	2	0	1	1	2	4	1	2	1	5
ATL	1	0	0	1	1	2	0	1	1	2	3	0	1	2	3
BOS	0	0	0	0	0	1	0	0	1	1	1	0	0	1	1
BUF	1	0	0	1	1	0	0	0	0	0	1	0	0	1	1
CAR	0	0	0	0	0	0	0	0	0	0	0	0	0	0	0
CBJ	2	1	1	0	3	1	1	0	0	2	3	2	1	0	5
CGY	2	0	0	2	2	3	0	1	2	3	5	0	1	4	5
CHI	5	1	1	3	6	3	1	2	0	4	8	2	3	3	10
COL	1	0	0	1	1	4	1	0	3	5	5	1	0	4	6
DAL	4	1	2	1	5	2	0	0	2	2	6	1	2	3	7
DET	2	0	1	1	2	2	0	1	1	2	4	0	2	2	4
EDM	5	2	0	3	7	4	0	0	4	4	9	2	0	7	11
FLA	0	0	0	0	0	1	0	0	1	1	1	0	0	1	1
LA	3	3	0	0	6	5	0	2	3	5	8	3	2	3	11
MIN	1	0	0	1	1	2	0	1	1	2	3	0	1	2	3
MTL	2	1	1	0	3	0	0	0	0	0	2	1	1	0	3
NJ	2	1	1	0	3	1	0	1	0	1	3	1	2	0	4
NSH	1	0	0	1	1	2	0	1	1	2	3	0	1	2	3
NYI	1	0	1	0	1	1	0	0	1	1	2	0	1	1	2
NYR	1	0	0	1	1	1	0	1	0	1	2	0	1	1	2
OTT	0	0	0	0	0	0	0	0	0	0	0	0	0	0	0
PHI	1	0	0	1	1	1	0	0	1	1	2	0	0	2	2
PHX	3	0	1	2	3	3	2	1	0	5	6	2	2	2	8
PIT	1	0	0	1	1	0	0	0	0	0	1	0	0	1	1
STL	1	0	1	0	1	3	1	1	1	4	4	1	2	1	5
TB	1	0	0	1	1	2	0	1	1	2	3	0	1	2	3
TOR	1	0	0	1	1	1	0	0	1	1	2	0	0	2	2
VAN	0	0	0	0	0	4	0	1	3	4	4	0	1	3	4
WAS	0	0	0	0	0	0	0	0	0	0	0	0	0	0	0
TOTAL	44	11	11	22	55	51	6	16	29	57	95	17	27	51	112

Teams received two points for an overtime win and one point for either an overtime loss or tie.



On Oct. 29, 2005, Nils Ekman scored the game-winning goal in San Jose's first shootout win, a 3-2 decision over Calgary.

ALL-TIME OVERTIME RECORDS (2005-06 TO PRESENT)

Team	HOME						ROAD						OVERALL					
	GP	W	L	SOW	SOL	PTS	GP	W	L	SOW	SOL	PTS	GP	W	L	SOW	SOL	PTS
ANA	1	0	0	0	1	1	6	1	2	2	1	9	7	1	2	2	2	10
ATL	0	0	0	0	0	0	0	0	0	0	0	0	0	0	0	0	0	0
BOS	0	0	0	0	0	0	0	0	0	0	0	0	0	0	0	0	0	0
BUF	0	0	0	0	0	0	0	0	0	0	0	0	0	0	0	0	0	0
CAR	0	0	0	0	0	0	0	0	0	0	0	0	0	0	0	0	0	0
CBJ	1	1	0	0	0	2	0	0	0	0	0	0	1	1	0	0	0	2
CGY	3	0	2	1	0	4	0	0	0	0	0	0	3	0	2	1	0	4
CHI	1	0	0	1	0	2	1	1	0	0	0	2	2	1	0	1	0	4
COL	0	0	0	0	0	0	1	0	1	0	0	1	1	0	1	0	0	1
DAL	4	1	0	0	3	5	4	2	1	1	0	7	8	3	1	1	3	12
DET	0	0	0	0	0	0	1	0	1	0	0	1	1	0	1	0	0	1
EDM	1	0	0	0	1	1	2	0	0	0	2	2	3	0	0	0	3	3
FLA	0	0	0	0	0	0	0	0	0	0	0	0	0	0	0	0	0	0
LA	1	0	0	0	1	1	2	1	0	0	1	3	3	1	0	0	2	4
MIN	2	0	0	1	1	3	1	0	0	1	0	2	3	0	0	2	1	5
MTL	0	0	0	0	0	0	0	0	0	0	0	0	0	0	0	0	0	0
NJ	0	0	0	0	0	0	0	0	0	0	0	0	0	0	0	0	0	0
NSH	3	2	0	0	1	5	0	0	0	0	0	0	3	2	0	0	1	5
NYI	0	0	0	0	0	0	0	0	0	0	0	0	0	0	0	0	0	0
NYR	0	0	0	0	0	0	0	0	0	0	0	0	0	0	0	0	0	0
OTT	1	1	0	0	0	2	0	0	0	0	0	0	1	1	0	0	0	2
PHI	0	0	0	0	0	0	0	0	0	0	0	0	0	0	0	0	0	0
PHX	3	0	1	0	2	3	1	1	0	0	0	2	4	1	1	0	2	5
PIT	0	0	0	0	0	0	1	0	0	1	0	2	1	0	0	1	0	2
STL	3	2	0	0	1	5	0	0	0	0	0	0	3	2	0	0	1	5
TB	0	0	0	0	0	0	0	0	0	0	0	0	0	0	0	0	0	0
TOR	0	0	0	0	0	0	0	0	0	0	0	0	0	0	0	0	0	0
VAN	2	0	2	0	0	2	1	1	0	0	0	2	3	1	2	0	0	4
WAS	0	0	0	0	0	0	1	0	0	1	0	2	1	0	0	1	0	2
TOTAL	26	7	5	3	11	36	22	7	5	6	4	35	48	14	10	9	15	71

Teams received two points for either an overtime or shootout win and one point for either an overtime or shootout loss

OVERTIME VICTORIES (43)

Date	Opponent	GWG	Goaltender	Time	Score
March 27, 2008	vs. Dallas	Joe Thornton	Marty Turco	2:58	3-2
March 5, 2008	vs. Ottawa	Patrick Marleau	Martin Gerber	3:05	3-2
Feb. 8, 2008	vs. Columbus	Joe Thornton	Frederik Norrena	1:49	2-1
Oct. 5, 2006	vs. St. Louis	Curtis Brown	Manny Legace	2:12	5-4
April 12, 2006	at Vancouver	Christian Ehrhoff	Alex Auld	:34	5-4
April 3, 2006	at Dallas	Joe Thornton	Marty Turco	4:39	3-2
March 26, 2006	at Chicago	Tom Preissing	Nikolai Khabibulin	1:24	5-4
March 11, 2006	vs. Nashville	Christian Ehrhoff	Tomas Vokoun	2:56	3-2
Feb. 12, 2006	at Phoenix	Tom Preissing	Curtis Joseph	1:54	5-4
Jan. 21, 2006	at Los Angeles	Patrick Marleau	Matthieu Garon	4:51	4-3
Nov. 4, 2005	at Anaheim	Marcel Goc	J.S. Giguere	:51	1-0
Nov. 2, 2005	vs. Nashville	Alyn McCauley	Chris Mason	1:44	3-2
Oct. 26, 2005	at Dallas	Patrick Marleau	Marty Turco	3:20	5-4
April 4, 2004	vs. Los Angeles	Vincent Damphousse	Roman Cechmanek	3:10	4-3
March 28, 2004	vs. Dallas	Wayne Primeau	Ron Tugnutt	2:56	2-1
Feb. 14, 2004	at Columbus	Marco Sturm	Marc Denis	4:43	2-1
March 6, 2003	vs. Montreal	Marco Sturm	Jose Theodore	3:58	4-3
Dec. 3, 2002	at Phoenix	Teemu Selanne	Brian Boucher	4:16	3-2
Jan. 15, 2002	at Colorado	Teemu Selanne	Patrick Roy	4:57	1-0
Dec. 11, 2001	vs. Edmonton	Brad Stuart	Tommy Salo	4:08	5-4
March 27, 2001	vs. Los Angeles	Mike Ricci	Felix Potvin	1:53	3-2
Feb. 20, 2001	vs. Columbus	Marco Sturm	Ron Tugnutt	4:18	3-2
Feb. 10, 2001	vs. Chicago	Bryan Marchment	Jocelyn Thibault	2:07	3-2
Jan. 27, 2001	at St. Louis	Brad Stuart	Roman Turek	1:51	4-3
Dec. 16, 2000	at Phoenix	Gary Suter	Sean Burke	1:53	2-1
Nov. 30, 2000	vs. Anaheim	Scott Hannan	Dominic Roussel	4:50	3-2
Nov. 8, 2000	at Chicago	Marco Sturm	Jocelyn Thibault	4:44	3-2
March 15, 2000	vs. Buffalo	Jeff Friesen	Domink Hasek	2:56	6-5
Jan. 15, 2000	vs. Los Angeles	Jeff Friesen	Jamie Storr	1:05	3-2
Nov. 28, 1999	vs. New Jersey	Patrick Marleau	Martin Brodeur	4:54	4-3
\$Oct. 7, 1999	vs. Edmonton	Mike Ricci	Bill Ranford	3:44	3-2
Jan. 2, 1999	at N.Y. Islanders	Marco Sturm	Marcel Cousineau	1:47	4-3
April 4, 1997	vs. Colorado	Steve Guolla	Craig Billington	:35	7-6
Nov. 2, 1996	vs. Montreal	Darren Turcotte	Jose Theodore	3:07	4-3
Oct. 6, 1996	at Los Angeles	Viktor Kozlov	Stephane Fiset	4:55	7-6
March 22, 1996	at Calgary	Owen Nolan	Rick Tabaracci	1:09	2-1
March 28, 1995	vs. Winnipeg	Jeff Friesen	N. Khabibulin	4:27	6-5
Feb. 3, 1994	at Philadelphia	Sergei Makarov	Dominick Roussel	3:13	3-2
Oct. 31, 1993	at Anaheim	Tom Pederson	Guy Hebert	1:47	2-1
March 2, 1993	vs. Ottawa	Johan Garpenlov	Peter Sidorkiewicz	4:24	3-2
Nov. 25, 1992	at Calgary	Tom Pederson	Jeff Reese	3:53	4-3
Oct. 8, 1992	vs. Winnipeg	Kelly Kisio	Bob Essensa	4:00	4-3
Dec. 3, 1991	vs. Los Angeles	Brian Mullen	Kelly Hrudey	:22	3-2

\$=Games listed on or after Oct. 7, 1999 are played with the four-on-four overtime format. The winning team receives two points while the losing team receives one point in the NHL standings.

SHOOTOUT VICTORIES (9)

Date	Opponent	GWG	SJ	OPP	Score	Goaltenders
April 4, 2007	at Anaheim	Ryane Clowe	2/2	1/3	3-2	Evgeni Nabokov/ Ilya Bryzgalov
Feb. 21, 2007	at Washington	Jonathan Cheechoo	2/3	1/3	3-2	Evgeni Nabokov/ Brent Johnson
March 19, 2008	vs. Minnesota	Jeremy Roenick	2/3	1/3	4-3	Evgeni Nabokov/ Niklas Backstrom
March 9, 2008	at Minnesota	Patrick Marleau	2/3	1/3	3-2	Evgeni Nabokov/ Niklas Backstrom
Feb. 24, 2008	at Pittsburgh	Jeremy Roenick	3/3	2/3	2-1	Evgeni Nabokov/Ty Conklin
Feb. 2, 2008	vs. Chicago	Jeremy Roenick	2/5	1/5	3-2	Evgeni Nabokov/ Nikolai Khabibulin
Dec. 16, 2007	at Anaheim	Joe Thornton	3/6	2/6	2-1	Evgeni Nabokov/J.S. Giguere
Nov. 14, 2007	at Dallas	Devin Setoguchi	2/2	0/2	4-3	Evgeni Nabokov/Marty Turco
Oct. 29, 2005	vs. Calgary	Nils Ekman	2/4	1/4	3-2	Nolan Schaefer/ Miikka Kiprusoff

LOSSES (15)/OVERTIME LOSSES (38)

Date	Opponent	GWG	Goaltender	Time	Score
March 25, 2008	at Phoenix	Martin Hanzal	Brian Boucher	3:23	4-5
Feb. 12, 2008	vs. Calgary	Jarome Iginla	Evgeni Nabokov	4:35	3-4
Jan. 13, 2008	at Anaheim	Francois Beauchemin	Thomas Greiss	:33	3-4
Jan. 3, 2008	vs. Calgary	Jarome Iginla	Evgeni Nabokov	3:26	2-3
April 7, 2007	vs. Vancouver	Mattias Ohlund	Evgeni Nabokov	:34	3-4
March 18, 2007	at Colorado	Milan Hejduk	Evgeni Nabokov	:19	3-4
March 9, 2007	vs. Vancouver	Henrik Sedin	Evgeni Nabokov	3:30	1-2
April 1, 2006	vs. Phoenix	Steve Reinprecht	Vesa Toskala	3:55	3-4
March 7, 2006	at Anaheim	Sandis Ozolinsh	Evgeni Nabokov	:58	4-5
Jan. 30, 2006	at Dallas	Jason Arnott	Evgeni Nabokov	4:24	2-3
Oct. 17, 2005	at Detroit	Jiri Fischer	Evgeni Nabokov	4:09	2-3
Feb. 26, 2004	at Vancouver	Brent Sopel	Vesa Toskala	2:14	2-3
Jan. 31, 2004	at Nashville	Marek Zidlicky	Evgeni Nabokov	4:44	2-3
Jan. 8, 2004	vs. Columbus	Rick Nash	Evgeni Nabokov	4:57	2-3
Dec. 17, 2003	at Detroit	Brenden Shanahan	Evgeni Nabokov	3:51	2-3
Nov. 13, 2003	vs. St. Louis	Peter Cajanek	Evgeni Nabokov	4:45	3-4
Nov. 5, 2003	at New Jersey	Jamie Langenbrunner	Evgeni Nabokov	4:17	2-3
March 22, 2003	vs. Anaheim	Niclas Havelid	Evgeni Nabokov	1:33	2-3
March 17, 2003	vs. Chicago	Theo Fleury	Vesa Toskala	1:26	2-3
March 1, 2003	at Anaheim	Steve Thomas	Miikka Kiprusoff	2:04	2-3
Jan. 22, 2003	vs. New Jersey	Joe Newwendyk	Miikka Kiprusoff	4:32	4-5
Jan. 13, 2003	at Los Angeles	Jason Allison	Miikka Kiprusoff	3:50	2-3
Dec. 16, 2002	at N.Y. Rangers	Petr Nedved	Miikka Kiprusoff	2:25	1-2
Nov. 13, 2002	at Atlanta	Vyacheslav Kozlov	Evgeni Nabokov	2:19	2-3
Oct. 31, 2002	at Minnesota	Sergei Zholtok	Evgeni Nabokov	4:50	1-2
Nov. 17, 2001	vs. Dallas	Richard Matvichuk	Evgeni Nabokov	:50	2-3
Nov. 11, 2001	at Chicago	Tony Amonte	Evgeni Nabokov	1:01	2-3
Oct. 4, 2001	vs. Detroit	Brendan Shanahan	Evgeni Nabokov	1:55	3-4
April 7, 2001	vs. Dallas	Mike Modano	Evgeni Nabokov	2:10	4-5
March 17, 2001	at Los Angeles	Bryan Smolinski	Evgeni Nabokov	0:40	0-1
March 6, 2001	at Tampa Bay	Brad Richards	Evgeni Nabokov	4:02	1-2
Feb. 1, 2000	vs. Phoenix	Keith Carney	Steve Shields	1:32	0-1
Jan. 29, 2000	vs. N.Y. Islanders	Mathieu Biron	Steve Shields	2:43	2-3
Jan. 23, 2000	at Phoenix	Jyrki Lumme	Steve Shields	4:16	2-3
Jan. 17, 2000	at Chicago	Doug Gilmour	Steve Shields	:56	4-5
Dec. 30, 1999	at St. Louis	Al MacInnis	Steve Shields	3:40	1-2
Nov. 23, 1999	vs. Montreal	Craig Rivet	Mike Vernon	3:50	2-3
\$Nov. 10, 1999	at Calgary	Cory Stillman	Mike Vernon	4:23	3-4
April 12, 1999	vs. Edmonton	Tom Poti	Steve Shields	3:55	4-5
Nov. 20, 1998	vs. Phoenix	Dallas Drake	Steve Shields	0:37	1-2
Dec. 1, 1997	at Calgary	German Titov	Mike Vernon	1:22	2-3
Oct. 13, 1997	vs. Philadelphia	Eric Lindros	Kelly Hrudey	1:49	2-3
Mar. 3, 1997	at N.Y. Rangers	Niklas Sundstrom	Ed Belfour	1:24	4-5
Jan. 27, 1996	vs. Colorado	Valeri Kamensky	Chris Terreri	2:49	3-4
Oct. 24, 1993	at Vancouver	Geoff Courtinall	Arturs Irbe	:28	2-3
April 10, 1993	vs. Los Angeles	Tomas Sandstrom	Arturs Irbe	3:22	2-3
April 3, 1993	vs. Calgary	Theoren Fleury	Arturs Irbe	3:06	2-3
Dec. 16, 1992	vs. Tampa Bay	John Tucker	Jeff Hackett	2:53	4-5
Dec. 12, 1992	vs. Quebec	Scott Young	Brian Hayward	4:19	7-8
Nov. 27, 1992	at Winnipeg	Tomas Steen	Brian Hayward	1:29	2-3
Jan. 4, 1992	vs. Montreal	Guy Carbonneau	Jeff Hackett	1:00	0-1
Dec. 16, 1991	at N.Y. Rangers	Brian Leetch	Brian Hayward	:23	3-4
Nov. 19, 1991	vs. Los Angeles	Mike Donnelly	Jeff Hackett	3:47	2-3

\$=Before the 1999-00 season, teams that lost in overtime received a loss and no points. Beginning in the 1999-00 season, teams that lost in overtime were credited with an overtime loss (OTL), earning the losing team one point.

SHOOTOUT LOSSES (15)

Date	Opponent	GWG	SJ	OPP	Score	Goaltenders
March 16, 2008	vs. Edmonton	Fernando Pisani	1/4	2/4	1-2	Evgeni Nabokov/Dwayne Roloson
Dec. 20, 2007	vs. Phoenix	Peter Mueller	0/3	1/2	2-3	Evgeni Nabokov/Ilya Bryzgalov
Nov. 28, 2007	vs. Los Angeles	Dustin Brown	2/3	3/3	2-3	Evgeni Nabokov/Jason LaBarbera
Nov. 17, 2007	vs. Anaheim	Corey Perry	0/3	1/2	1-2	Evgeni Nabokov/J.S. Giguere
Nov. 9, 2007	at Anaheim	Ryan Getzlaf	2/3	0/2	2-3	Evgeni Nabokov/J.S. Giguere
Oct. 4, 2007	at Edmonton	Jarret Stoll	1/4	2/4	2-3	Evgeni Nabokov/Dwayne Roloson
Feb. 28, 2007	vs. Nashville	Jean-Pierre Dumont	1/4	2/4	3-4	Evgeni Nabokov/ Tomas Vokoun
Jan. 30, 2007	vs. Dallas	Mike Ribeiro	2/3	3/3	2-3	Vesa Toskala/Marty Turco
March 18, 2006	vs. Dallas	Antti Miettinen	1/4	2/4	3-4	Vesa Toskala/Marty Turco
Feb. 2, 2006	vs. Minnesota	Brian Rolston	0/5	1/5	2-3	Vesa Toskala/Manny Fernandez
Jan. 19, 2006	vs. Edmonton	Ryan Smyth	1/3	2/3	2-3	Vesa Toskala/Mike Morrison
Dec. 23, 2005	vs. St. Louis	Petr Cajanek	1/4	2/4	1-2	Evgeni Nabokov/Jason Bacashihua
Nov. 21, 2005	at Edmonton	Ryan Smyth	1/3	2/3	1-2	Evgeni Nabokov/Mike Morrison
Nov. 19, 2005	vs. Phoenix	G. Sanderson	1/4	2/4	3-4	Evgeni Nabokov/Curtis Joseph
Nov. 12, 2005	vs. Dallas	Sergei Zubov	0/2	2/2	2-3	Evgeni Nabokov/Marty Turco

ALL-TIME HEAD COACHING RECORDS

Name	GC	Record	PTS Pct.	Seasons
George Kingston	164	28-129-7	.192	1991-93
Kevin Constantine	157	55-78-24	.427	1993-95
Jim Wiley	57	17-37-3	.325	1995-96
Al Sims	82	27-47-8	.378	1996-97
Darryl Sutter	434	192-167-75	.529	1997-02
Cap Raeder&	1	1-0-0-0	1.000	2002
Ron Wilson	385	206-134-45	.594	2002-08

&Cap Raeder served as interim head coach for the Dec. 3, 2003 game at Phoenix, a 3-2 overtime win



George Kingston



Kevin Constantine



Jim Wiley



Al Sims



Darryl Sutter



Ron Wilson

ALL-TIME GENERAL MANAGERS

NAME	YEAR(S)
Jack Ferreira	1991-92
Chuck Grillo	1992-96
(Vice President, Director of Player Personnel)	
Dean Lombardi	1996-03
Doug Wilson	2003-present

ALL-TIME TEAM CAPTAINS

PLAYER	YEAR(S)
Doug Wilson	1991-93
Bob Errey	1993-95
Jeff Odgers	1995-96
Todd Gill	1996-98
Owen Nolan	1998-03
Vincent Damphousse	2003-04*
Mike Ricci	2003-04*
Alyn McCauley	2003-04*
Patrick Marleau	2003-present*

* Served as captain for part of the season as part of a rotating captaincy plan in 2003-04.

ALL-TIME ATTENDANCE

Season	Home Dates	Total	Average	% of Capacity	Sellouts	CAPACITY
2007-08	41	713,863	17,411	99.5%	31	17,496
2006-07	41	714,316	17,422	99.6%	36	17,496
2005-06	41	690,095	16,831	96.2%	21	17,496
2003-04	41	649,261	15,836	90.5%	10	17,496
2002-03	41	711,386	17,350	99.2%	26	17,496
2001-02	41	714,357	17,423	99.6%	33	17,496
2000-01@	41	716,196	17,468	99.9%	35	17,496
1999-00	41	708,925	17,291	98.8%	32	17,483
1998-99*	40	685,929	17,148	98.1%	23	17,483
1997-98	41	701,164	17,101	97.8%	20	17,483
1996-97 \$	41	714,238	17,420	99.9%	38	17,442
1995-96	41	704,790	17,190	100%	41	17,190
1994-95 #	24	412,560	17,190	100%	24	17,190
1993-94 *	41	680,407	16,595	96.5%	28	17,190
1992-93 *&	41	452,849	11,045	99.6%	34	11,089
1991-92 &	40	435,520	10,888	100%	40	10,888

@ — Capacity increased from 17,442 to 17,496.

\$ — Capacity increased from 17,190 to 17,442 after first home game.

* — One neutral site game as designated home team not counted in totals.

& — Seasons played at Cow Palace in Daly City, Calif.

— Shortened schedule due to labor stoppage.

ALL-TIME ASSISTANT COACHES

1991-92	Bob Murdoch Drew Remenda	1996-97	Wayne Cashman Roy Sommer
1992-93	Bob Murdoch Drew Remenda	1997-98	Roy Sommer Paul Baxter
1993-94	Wayne Thomas (assistant coach and assistant to director of hockey operations) Vasily Tikhonov Drew Remenda	1998-99	Paul Baxter Bob Berry
		1999-00	Paul Baxter Bob Berry
1994-95	Wayne Thomas (assistant coach and assistant to director of hockey operations) Vasily Tikhonov Drew Remenda	2000-01	Rich Preston Cap Raeder Warren Strelow (goaltending coach; served as goaltending consultant from 1997-00)
1995-96	Wayne Thomas (assistant coach and assistant to hockey player personnel director) Drew Remenda (assigned to Kansas City development team, Oct. 10, 1995) Vasily Tikhonov (assigned to Kansas City development team, Oct. 10, 1995) Jim Wiley (promoted from Kansas City development team, Oct. 10, 1995) Mark Kaufman (promoted from Kansas City development team, Oct. 10, 1995)	2001-02	Rich Preston Lorne Molleken Warren Strelow (goaltending coach)
		2002-07	Tim Hunter Rob Zettler Warren Strelow (goaltending coach)
		2007-08	Tim Hunter Rob Zettler
		2008-09	Trent Yawney Todd Peterson Jay Woodcroft Mike Ricci (development coach) Corey Schwab (goaltending coach)

TEAM RECORD BY SEASON

HOME SEASON	GP	W	L	T	OTL	PTS	PTS PCT	
2007-08	41	22	13	-	6	50	.610	
2006-07	41	25	12	-	4	54	.659	
2005-06	41	25	9	-	7	57	.695	
2003-04	41	24	8	7	2	57	.695	
2002-03	41	17	16	5	3	42	.512	
2001-02	41	25	11	3	2	55	.671	
2000-01	41	22	14	4	1	49	.598	
1999-00	41	21	17	3	3	48	.585	
1998-99	*41	17	15	9	—	43	.524	
1997-98	41	17	19	5	—	39	.476	
1996-97	41	14	23	4	—	32	.390	
1995-96	41	12	26	3	—	27	.329	
1994-95	24	10	13	1	—	21	.438	
1993-94	*42	19	13	10	—	48	.571	
1992-93	*42	8	33	1	—	17	.202	
1991-92	40	14	23	3	—	31	.388	
TOTALS	517	220	231	58	11	509	.492	
ROAD SEASON	GP	W	L	T	OTL	PTS	PTS PCT	
2007-08	41	27	10	-	4	58	.707	
2006-07	41	26	14	-	1	53	.646	
2005-06	41	19	18	-	4	42	.512	
2003-04	41	19	13	5	4	47	.573	
2002-03	41	11	21	4	5	31	.378	
2001-02	41	19	16	5	1	44	.537	
2000-01	41	18	13	8	2	46	.561	
1999-00	41	14	16	7	4	39	.476	
1998-99	**41	14	18	9	—	37	.451	
1997-98	41	17	19	5	—	39	.476	
1996-97	41	13	24	4	—	30	.366	
1995-96	41	8	29	4	—	20	.244	
1994-95	24	9	12	3	—	21	.438	
1993-94	**42	14	22	6	—	34	.405	
1992-93	**42	3	28	1	—	7	.083	
1991-92	40	3	35	2	—	8	.100	
TOTALS	517	162	266	63	16	403	.390	
OVERALL SEASON	GP	W	L	T	OTL	PTS	PTS PCT	FINISH
2007-08	82	49	23	-	10	108	.659	1st Div./2nd Conf.
2006-07	82	51	26	-	5	107	.652	2nd Div./5th Conf.
2005-06	82	44	27	-	11	99	.604	2nd Div./5th Conf.
2003-04	82	43	21	12	6	104	.634	1st Div./2nd Conf.
2002-03	82	28	37	9	8	73	.445	5th Div./14th Conf.
2001-02	82	44	27	8	3	99	.604	1st Div./3rd Conf.
2000-01	82	40	27	12	3	95	.579	2nd Div./5th Conf.
1999-00	82	35	33	10	7	87	.530	4th Div./8th Conf.
1998-99	82	31	33	18	—	80	.488	4th Div./7th Conf.
1997-98	82	34	38	10	—	78	.476	4th Div./8th Conf.
1996-97	82	27	47	8	—	62	.378	7th Div./13th Conf.
1995-96	82	20	55	7	—	47	.287	7th Div./13th Conf.
1994-95	48	19	25	4	—	42	.438	3rd Div./7th Conf.
1993-94	84	33	35	16	—	82	.488	3rd Div./8th Conf.
1992-93	84	11	61	2	—	24	.143	6th Division
1991-92	80	17	58	5	—	39	.244	6th Division
TOTALS	1034	382	497	121	27	912	.441	

* — Includes one game at neutral site designated as home game.

** — Includes one game at neutral site designated as road game.

“GORDIE HOWE HAT TRICKS”

Named after the Hockey Hall of Famer, a player must score a goal, record an assist and pick up a fighting major penalty in the same game. Entering this season, there have been nine “Gordie Howe Hat Tricks” in Sharks history:

DATE	GAME	SCORE	PLAYER	G	A	FM
Jan. 6, 2007	vs. Columbus	5-2 W	Christian Ehrhoff	1	1	1
Nov. 25, 2002	@ St. Louis	4-1 W	Brad Stuart	1	1	2
Jan. 5, 2002	vs. Florida	6-0 W	Matt Bradley	1	1	1
Dec. 10, 1999	vs. Atlanta	4-1 W	Patrick Marleau	1	1	1
Jan. 7, 1999	@ Nashville	4-3 W	Ronnie Stern	1	1	1
March 10, 1996	vs. Buffalo	6-4 W	Owen Nolan	1	1	1
Jan. 13, 1996	@ Pittsburgh	10-8 W	Jim Kyte	1	1	1
Dec. 2, 1995	vs. Washington	5-3 W	Owen Nolan	1	2	1
Jan. 25, 1992	vs. Edmonton	5-2 W	Link Gaetz	1	1	1

Bold denotes on current Sharks roster.

SHARKS IN THE NHL ALL-STAR GAME

SEASON	HOST	SKATERS	G	A	PTS	NOTES
2007-08	Atlanta	Joe Thornton	0	1	1	5th consecutive appearance
2006-07	Dallas	Joe Thornton	0	0	0	Voted to starting lineup
		Jonathan Cheechoo	0	1	1	Voted to starting lineup
		Patrick Marleau	1	0	1	2nd Fastest Skater during NHL Skills Competition
2005-06	NO ALL-STAR GAME DUE TO PARTICIPATION IN THE WINTER OLYMPICS					
2004-05	NO ALL-STAR GAME					
2003-04	Minnesota	Patrick Marleau	0	0	0	1st career appearance
2002-03	Florida	Teemu Selanne	0	0	0	Voted to starting lineup
2001-02	Los Angeles	Teemu Selanne	2	0	2	One of 2 players to score 2 goals in the 2002 contest. Voted to starting lineup
		Owen Nolan	0	0	0	Plus-3, 5 shots. Voted to starting lineup
		Vincent Damphousse	1	2	3	Scored opening goal, plus-3. Voted to starting line-up
2000-01	Colorado***	Marcus Ragnarsson	0	0	0	Led World Team in ice time (21:04)
1999-00	Toronto	Owen Nolan	0	0	0	4th career All-Star Appearance
1998-99	Tampa Bay	Marco Sturm	1	0	1	Scored World Team's first goal
1997-98	Vancouver	None Selected	—	—	—	
1996-97	San Jose**	Owen Nolan	3	0	3	Hat trick; led West in goals
		Tony Granato	0	0	0	Named as a starter
1995-96	Boston	Owen Nolan	0	0	0	2nd career appearance
1994-95	— —	No All-Star Game Played	—	—	—	
1993-94	New York	Sandis Ozolinsh	2	1	3	Led Western Conf. in scoring
1992-93	Montreal*	Kelly Kisio	1	1	2	1st career appearance
1991-92	Philadelphia	Doug Wilson	0	0	0	7th appearance, 6 with Chicago

SEASON	SITE	GOALTENDERS	MIN	GA	SVS	NOTES
2007-08	Atlanta	Evgeni Nabokov	20	0	8	First goalie to stop all shots in a period since Nikolai Khabibulin in 2002
2000-01	Colorado	Evgeni Nabokov	20	5	11	Finished 2nd in NHL Skills Competition
1993-94	N.Y. Rangers	Arturs Irbe	20	2	16	Stopped 16 of 18 shots

* Pat Falloon was selected to play in 1992-93, but was unable to participate due to injury.

** Tony Granato was the Commissioner's Special Selection from the Western Conference and named starter for Joe Sakic (COL, injured).

*** Vincent Damphousse was selected to play in 2000-01, but was unable to participate due to injury.

SHARKS IN THE OLYMPICS

SEASON	HOST	SKATER	GP	G	A	PTS	COUNTRY
2005-06	Torino, Italy	Joe Thornton	6	1	2	3	Canada
		Christian Ehrhoff	5	1	1	2	Germany
		Marcel Goc	5	1	0	1	Germany
		Ville Nieminen	8	0	1	1	Finland
2001-02	Salt Lake City	Teemu Selanne	4	3	0	3	Finland
		Marcus Ragnarsson	4	0	2	2	Sweden
		Niklas Sundstrum	4	1	3	4	Sweden
		Owen Nolan	6	0	3	3	Canada
		Marco Sturm	5	0	1	1	Germany
		*Christian Ehrhoff	7	0	0	0	Germany
		Gary Suter	6	0	1	1	USA

SEASON	HOST	GOALTENDER	GP	SV%	GAA	SO	COUNTRY
2005-06	Torino, Italy	Evgeni Nabokov	6	.940	1.34	3	Russia
		**Thomas Greiss	1	.875	5.00	0	Germany

* — Christian Ehrhoff was a prospect playing in Germany at the time of the Olympics

** — Thomas Greiss was a prospect playing in Germany at the time of the Olympics

NHL AWARD WINNERS

HART MEMORIAL TROPHY

2005-06	Joe Thornton	Led the League with 125 points (29-96=125) in 81 games played. He edged out New York, Rangers forward Jaromir Jagr and Calgary goaltender Miikka Kiprusoff.
---------	--------------	---

ART ROSS TROPHY

2005-06	Joe Thornton	Led the League with 125 points (29-96=125) in 81 games played.
---------	--------------	--

MAURICE "ROCKET" RICHARD TROPHY

2005-06	Jonathan Cheechoo	Led NHL and set a career high with 56 goals. He also led the NHL in divisional goals, game-winning goals and home goals.
---------	-------------------	--

CALDER MEMORIAL TROPHY

2000-01	Evgeni Nabokov	Led rookie goaltenders in games played (66), minutes (3,700), wins (32), shots against (1,582) and shutouts (6). Also third in GAA (2.19) and save percentage (.915). Named NHL Player of the Week Jan. 22-28 and NHL Rookie of the Month for November and December 2000. First NHL goaltender to post 20 wins that season. Finished fourth in Vezina Trophy voting.
---------	----------------	--

FIRST TEAM NHL ALL-STAR

2005-06	Joe Thornton	Led the League with 125 points (29-96=125).
2007-08	Evgeni Nabokov	Led NHL in wins (46) and tied for third in GAA (2.14).

SECOND TEAM NHL ALL-STAR

2007-08	Joe Thornton	Led NHL in assists (67) for third straight season.
2007-08	Brian Campbell	Among NHL top-five defensemen in points (62).

BILL MASTERTON MEMORIAL TROPHY

1996-97	Tony Granato	76 GP, 25-15=40 pts., two hat tricks, started in All-Star Game, returned from February 1996 brain surgery.
---------	--------------	--

NHL AWARD FINALISTS

LESTER B. PEARSON AWARD

2005-06	Joe Thornton	Finished second in voting
---------	--------------	---------------------------

LADY BYNG MEMORIAL TROPHY

2005-06	Patrick Marleau	Finished third in voting
---------	-----------------	--------------------------

JACK ADAMS AWARD

2003-04	Ron Wilson	Finished second in voting
1993-94	Kevin Constantine	Finished second in voting

CALDER MEMORIAL TROPHY

1999-00	Brad Stuart	Finished second in voting
---------	-------------	---------------------------

FRANK J. SELKE TROPHY

2003-04	Alyn McCauley	Finished third in voting
1999-00	Mike Ricci	Finished third in voting

VEZINA TROPHY

2007-08	Evgeni Nabokov	Finished second in voting
---------	----------------	---------------------------

NHL HONORS

NHL ALL-ROOKIE TEAM

2006-07	Matt Carle	Led all rookie defensemen and finished sixth among all NHL rookies in points (42) and set several franchise rookie highs — including goals and points by a defenseman and power play goals.
	Marc-Edouard Vlasic	He and teammate Matt Carle became the second set of defensive teammates to be named to the NHL All-Rookie Team in the same season joining Detroit's Niklas Lidstrom and Vladimir Konstantinov (1991-92). Youngest defenseman in the League in 2006-07. His 23 assists were tied for seventh among all NHL rookies and also placed him sixth on the Sharks all-time single season list for rookies.
2000-01	Evgeni Nabokov	First among rookie goaltenders in games played (66), minutes (3,700), wins (32), shots against (1,582), shutouts (six), third in GAA (2.19) and save percentage (.915). Named NHL Player of the Week Jan. 22-28, NHL Rookie of the Month for November and December 2000. First NHL goaltender to post 20 wins in 2000-01 season. Overall, 11th in wins, sixth in GAA, T-10th in save pct., seventh in games played and eighth in minutes. Named to NHL's World All-Star Team. Finished fourth in Vezina Trophy voting.
1999-00	Brad Stuart	82 GP, 36 points (10 goals, 26 assists), first in scoring defensemen on team, seventh overall among rookie scorers, first among rookie defensemen.
1994-95	Jeff Friesen	48 GP, 25 points (15 goals, 10 assists), team-high five PPG.

NHL PLAYER OF THE MONTH

December 2007	Evgeni Nabokov	10-4-1, 1.96 GAA, .925 sv. pct., 2 SO (NHL Third Star of the Month)
March 2007	Joe Thornton	Named NHL's Second Star of the Month leading all players in points (24, five goals and 19 assists) in 14 games.
Feb. 2004	Evgeni Nabokov	8-2-0, 1.75 GAA, .934 save pct., 3 shutouts (named DEFENSIVE PLAYER OF THE MONTH)
Feb. 2002	Evgeni Nabokov	6-0-0, 1.17 GAA, .952 save pct., 2 shutouts — first Shark to win the honor.

NHL ROOKIE OF THE MONTH

Jan. 2007	Ryane Clowe	11 GP, 9-7=16 pts.
Dec. 2000	Evgeni Nabokov	7-2-2, 2.11 GAA, .924 save pct., 2 shutouts
Nov. 2000	Evgeni Nabokov	8-2-1, 1.96 GAA, .925 save pct., 1 shutout
Nov. 1997	Marco Sturm	15 GP, 3-7=10 pts.
Dec. 1992	Rob Gaudreau	14 GP, 14-5=19 pts. (also recorded first two Sharks hat tricks on Dec. 3 and 12)

NHL PLAYER OF THE WEEK

March 24-30, 2008	Joe Thornton	4 GP, 7-1=8 (First Star)
March 3-9, 2008	Joe Thornton	4 GP, 2-5=7 (Third Star)
Dec. 24-30, 2007	Evgeni Nabokov	3-0-0, 1.34 GAA, .949 sv. pct., 1 SO (Third Star)
Nov. 12-18, 2007	Evgeni Nabokov	3-0-1, .96 GAA, .959 sv. pct., 2 SO (Second Star)
March 19-25, 2007	Jonathan Cheechoo	3 GP, 6-2=8 (Second Star)
March 12-18, 2007	Joe Thornton	4 GP, 4-6=10 (First Star)
March 5-11, 2007	Evgeni Nabokov	2-0-1, .66 GAA, .976 sv. pct. (Third Star)
Jan. 1-7, 2007	Joe Thornton	2 GP, 0-7=7 (Third Star)
April 10-16, 2006	Joe Thornton	4 GP, 1-11=12, plus-7 plus/minus rating for the week
	Jonathan Cheechoo	4 GP, 7-4=11, plus-5 plus/minus rating for the week
April 3-9, 2006	Vesa Toskala	4-0-0, .98 GAA, .950 save pct., 1 SO (named DEFENSIVE PLAYER OF THE WEEK)

NHL AWARD FINALISTS/HONORS

March 20-26, 2006	Vesa Toskala	3-0-0, 1.66 GAA, .946 save pct, 1 SO (named DEFENSIVE PLAYER OF THE WEEK)
Feb. 6-12, 2006	Patrick Marleau	4 GP, 4-6=10, plus-1 plus/minus rating for week
Dec. 5-11, 2005	Joe Thornton	3 GP, 2-6=8, plus-2 plus/minus rating for week
Nov. 28-Dec. 4, 2005	Patrick Marleau	3 GP, 1-5=6, plus-3 plus/minus rating for week
March 22-28, 2004	Evgeni Nabokov	3-0-0, 1.64 GAA, .944 save pct., 2 SO (named DEFENSIVE PLAYER OF THE WEEK)
Feb. 4-10, 2002	Evgeni Nabokov	3-0-0, 0.67 GAA, .968 save pct., 2 SO
Jan. 22-28, 2001	Evgeni Nabokov	2-0-1, 1.30 GAA, .947 save pct.
Dec. 6-12, 2000	Owen Nolan	3 GP, 4-2=6, plus-5
Oct. 11-17, 1999	Steve Shields	3-0-0, 0.83 GAA, .979 sv pct., 1 SO, set Sharks consecutive scoreless streak at 141:46
March 8-14, 1999	Steve Shields	3-0-0, 1.33 GAA, .948 save pct., 1 SO
Feb. 8-14, 1999	Mike Vernon	3-0-0, 1.00 GAA, .961 save pct.
Dec. 15-21, 1997	Mike Vernon	2-0-1, 0.97 GAA, .958 save pct., 1 SO
Nov. 22-28, 1993	Arturs Irbe	
	(co-Player of the Week)	3-0-0 2.33 GAA, 2nd career shutout
Feb. 28-March 6, 1994	Sergei Makarov	3 GP, 4-3=7, plus-6 plus/minus rating for week

BILL MASTERTON MEMORIAL TROPHY NOMINEES

The Bay Area chapter of the Professional Hockey Writers Association votes for the San Jose Sharks nominee for the Bill Masterton Memorial Trophy. Each NHL team selects a nominee for the award, which is presented to the player who best exemplifies the qualities of perseverance, sportsmanship and dedication to hockey.

2007-08	Jeremy Roenick	1998-99	Bryan Marchment
2006-07	Curtis Brown	1997-98	Kelly Hrudey
2005-06	Scott Thornton	1996-97	Tony Granato*
2003-04	Vincent Damphousse	1995-96	Jeff Odgers
2002-03	Teemu Selanne	1994-95	Igor Larionov
2001-02	Vincent Damphousse	1993-94	Sergei Makarov
2000-01	Gary Suter	1992-93	Kelly Kisio
1999-00	Gary Suter	1991-92	Doug Wilson
			* — Won Trophy

KING CLANCY MEMORIAL TROPHY NOMINEES

The King Clancy Memorial Trophy is presented to "the player who best exemplifies leadership qualities on and off the ice and has made a noteworthy contribution in his community." Team members nominate a player to represent each NHL club in league-wide voting.

2007-08	Curtis Brown
2006-07	Patrick Marleau
2005-06	Scott Thornton
2003-04	Mike Ricci
2002-03	Adam Graves
2001-02	Adam Graves
2000-01	Tony Granato
1999-00	Tony Granato
1998-99	Ron Sutter
1997-98	Jeff Friesen
1996-97	Tony Granato
1995-96	Jeff Odgers
1994-95	Jeff Odgers
1993-94	Arturs Irbe
1992-93	Doug Wilson
1991-92	Doug Wilson



Scott Thornton

TEAM HONORS

SEAGATE TECHNOLOGY "SHARKS PLAYER OF THE YEAR" AWARD

This annual award was established in the franchise's inaugural season and is voted upon by Bay Area media to recognize the Sharks player making the greatest overall contribution to the success of the San Jose Sharks. Seagate Technology donates \$5,000 to The Sharks Foundation on behalf of the recipient of the "Sharks Player of the Year" Award. Seagate Technology has donated more than \$300,000 to The Sharks Foundation through the Seagate Technology "Sharks Player of the Year" and "Sharks Player of the Month" Awards.

2007-08	Evgeni Nabokov	2000-01	Evgeni Nabokov	1995-96	Jamie Baker
2006-07	Joe Thornton	1999-00	Owen Nolan	1994-95	Ulf Dahlen
2005-06	Joe Thornton	1998-99	Mike Vernon/ Steve Shields	1993-94	Arturs Irbe
2003-04	Patrick Marleau		Mike Vernon	1992-93	Kelly Kisio
2002-03	Teemu Selanne	1997-98	Mike Vernon	1991-92	Jeff Hackett
2001-02	Mike Ricci	1996-97	Jeff Friesen		

SEAGATE TECHNOLOGY "SHARKS PLAYER OF THE MONTH" AWARD

This monthly award was established in the 1997-98 season and is voted upon by Bay Area media to recognize the Sharks player making the greatest overall contribution to the success of the San Jose Sharks. In its eighth season, the Seagate Technology "Sharks Player of the Month" program honors the Sharks player who has contributed most to the team's success throughout each month. Seagate Technology donates \$2,500 on behalf of each "Player of the Month" Award winner to The Sharks Foundation. Seagate Technology has donated more than \$300,000 to The Sharks Foundation through the Seagate Technology "Sharks Player of the Year" and "Sharks Player of the Month" Awards.

1997-98

October 1997	Bill Houlder
November 1997	Marco Sturm
December 1997	Mike Vernon
January 1998	Mike Rathje
February 1998	None — Olympics
March 1998	Jeff Friesen

1998-99

October 1998	Marco Sturm
November 1998	Jeff Friesen
December 1998	Mike Ricci
January 1999	Owen Nolan
February 1999	Mike Vernon
March 1999	Steve Shields

1999-00

October 1999	Owen Nolan/ Steve Shields
November 1999	Vincent Damphousse
December 1999	Owen Nolan
January 2000	Mike Ricci
February 2000	Brad Stuart
March 2000	Vincent Damphousse

2000-01

October 2000	Evgeni Nabokov
November 2000	Vincent Damphousse
December 2000	Evgeni Nabokov
January 2001	Owen Nolan
February 2001	Niklas Sundstrom
March 2001	Mike Ricci

2001-02

October 2001	Vincent Damphousse
November 2001	Evgeni Nabokov
December 2001	Mike Ricci
January 2002	Brad Stuart
February 2002	Evgeni Nabokov
March 2002	Scott Thornton

2002-03

October 2002	Vincent Damphousse
November 2002	Patrick Marleau
December 2002	Teemu Selanne
January 2003	Owen Nolan
February 2003	Scott Hannan

2003-04

October 2003	Scott Hannan
November 2003	Vesa Toskala
December 2003	Patrick Marleau, Evgeni Nabokov
January 2004	Mike Rathje
February 2004	Marco Sturm
March 2004	Jonathan Cheechoo

2005-06

October 2005	Kyle McLaren
November 2005	Patrick Marleau
December 2005	Joe Thornton
January 2006	Jonathan Cheechoo
February 2006	Vesa Toskala
March 2006	Vesa Toskala
April 2006	Joe Thornton

2006-07

October 2006	Milan Michalek
November 2006	Evgeni Nabokov
December 2006	Vesa Toskala
January 2007	Joe Thornton
February 2007	Patrick Marleau
March 2007	Joe Thornton
	Evgeni Nabokov

2007-08

October 2007	Evgeni Nabokov
November 2007	Joe Thornton
December 2007	Evgeni Nabokov
January 2008	Craig Rivet
February 2008	Jonathan Cheechoo
March 2008	The Entire Sharks Team

TEAM HONORS

PLAYSTATION "SHARKS ROOKIE OF THE YEAR" AWARD

This annual award was introduced in 1994-95 and is voted upon by Bay Area media to recognize the Sharks player adjudged to be the best in his first season of NHL competition. Sony Computer Entertainment presented a check for \$2,500 to The Sharks Foundation as recognition of the winner's accomplishment.

2007-08	Torrey Mitchell	1998-99	Alexander Korolyuk
2006-07	Marc-Edouard Vlasic	1997-98	Patrick Marleau,
2005-06	Milan Michalek		Marco Sturm,
2003-04	Tom Preissing		Andrei Zyuzin
2002-03	Jim Fahey	1996-97	Stephen Guolla
2001-02	Matt Bradley	1995-96	Marcus Ragnarsson
2000-01	Evgeni Nabokov	1994-95	Jeff Friesen
1999-00	Brad Stuart		

PLAYSTATION "THREE STARS OF THE GAME" AWARD

Introduced in 2003-04, this award recognizes the Sharks players who received the most credit for being selected as one of the three stars of the game. Each No. 1 star selection earned five points, No. 2 stars received three points and No. 3 stars got one point. The three stars are listed on the official NHL game sheet distributed by the game's official scorekeepers. The three stars are chosen by members of the media based on the player's performance each game. Sony Computer Entertainment presented a check for \$2,500 to The Sharks Foundation as recognition of the winner's accomplishment.

2007-08	Joe Thornton
2006-07	Joe Thornton
2005-06	Jonathan Cheechoo
2003-04	Patrick Marleau

SHARKS IRONMAN AWARD

The Sharks Ironman Award, established in the 1998-99 season, was awarded to the player(s) whose grit, determination and perseverance allowed them to lead the club in games played during the regular season at the time the award was presented.

2001-02	Vincent Damphousse, Teemu Selanne, Brad Stuart, Gary Suter (82)
2000-01	Niklas Sundstrom (82), Marco Sturm (81)
1999-00	Vincent Damphousse, Jeff Friesen, Mike Ricci, Brad Stuart (82), Patrick Marleau (81)
1998-99	Mike Ricci, Mike Rathje (82)



Torrey Mitchell won the 2007-08 PlayStation "Sharks Rookie of the Year" Award.

OPPONENT LEADERS VS. SAN JOSE



Bob Probert

MOST REGULAR SEASON GAMES PLAYED

	GP
Modano, Mike	72
Sydor, Darryl	70
Blake, Rob	69
Doan, Shane	66
Norstrom, Mattias	66
Zubov, Sergei	66
Marchant, Todd	64
Selanne, Teemu	63
Weight, Doug	63
Robitaille, Luc	62
Carney, Keith	61
Ronning, Cliff	61
Buchberger, Kelly	60
Tkachuk, Keith	60
Lidstrom, Nicklas	59
Linden, Trevor	59
Numminen, Teppo	59
Boucher, Philippe	57
Lehtinen, Jere	57
Kariya, Paul	56
Richardson, Luke	56
Drake, Dallas	55
Laperriere, Ian	55
Roenick, Jeremy	55
3 tied	54

MOST REGULAR SEASON GOALS

	GP	G
Selanne, Teemu	63	44
Shanahan, Brendan	53	34
Tkachuk, Keith	60	32

Fleury, Theo	54	30
Nieuwendyk, Joe	53	29
Sakic, Joe	51	28
Young, Scott	49	26
Robitaille, Luc	62	26
Arnott, Jason	48	25
Bure, Pavel	39	24
Kariya, Paul	56	24
Fedorov, Sergei	54	23
Ronning, Cliff	61	23
Hull, Brett	51	22
Modano, Mike	72	22
Turgeon, Pierre	42	21
Sandstrom, Tomas	32	20
Roenick, Jeremy	55	19
Guerin, Bill	40	18
Iginla, Jarome	45	18
Gelinas, Martin	53	18
Lehtinen, Jere	57	18
5 tied		17

MOST REGULAR SEASON ASSISTS

	GP	A
Modano, Mike	72	46
Sakic, Joe	51	45
Lidstrom, Nicklas	59	44
MacInnis, Al	53	43
Selanne, Teemu	63	42
Weight, Doug	63	42
Gretzky, Wayne	32	39
Ronning, Cliff	61	37
Kariya, Paul	56	36
Shanahan, Brendan	53	33
Lemieux, Mario	14	32

OPPONENT LEADERS VS. SAN JOSE

Oates, Adam	27	31	Nieuwendyk, Joe	53	29	16	45
Fedorov, Sergei	54	31	Young, Scott	49	26	18	44
Fleury, Theo	54	31	Roenick, Jeremy	55	19	25	44
Tkachuk, Keith	60	31	Yzerman, Steve	45	15	28	43
Robitaille, Luc	62	31	Mogilny, Alexander	29	16	24	40
Hull, Brett	51	30	Sundin, Mats	31	14	26	40
Zubov, Sergei	66	30	Bure, Pavel	39	24	16	40
Coffey, Paul	25	29					
Housley, Phil	45	29					
Numminen, Teppo	59	29					
Yzerman, Steve	45	28					
Suter, Gary	32	27					
Olausson, Fredrik	43	27					
Pronger, Chris	51	27					

MOST REGULAR SEASON POINTS

	GP	G	A	PTS
Selanne, Teemu	63	44	42	86
Sakic, Joe	51	28	45	73
Modano, Mike	72	22	46	68
Shanahan, Brendan	53	34	33	67
Tkachuk, Keith	60	32	31	63
Fleury, Theo	54	30	31	61
Kariya, Paul	56	24	36	60
Ronning, Cliff	61	23	37	60
Robitaille, Luc	62	26	31	57
MacInnis, Al	53	12	43	55
Lidstrom, Nicklas	59	11	44	55
Fedorov, Sergei	54	23	31	54
Weight, Doug	63	11	42	53
Hull, Brett	51	22	30	52
Gretzky, Wayne	32	12	39	51
Lemieux, Mario	14	17	32	49
Arnett, Jason	48	25	24	49
Turgeon, Pierre	42	21	25	46

MOST REGULAR SEASON PIM

	GP	PIM
Rychel, Warren	27	127
Blake, Rob	69	126
Domi, Tie	30	121
Brashear, Donald	34	121
Tkachuk, Keith	60	119
Johnson, Matt	25	118
Probert, Bob	33	116
Odjick, Gino	32	114
McCarty, Darren	40	110
Manson, Dave	42	101
Richardson, Luke	56	101
Murzyn, Dana	32	99
Shanahan, Brendan	53	99
Fleury, Theo	54	95
DeBrusk, Louie	28	94
Baumgartner, Ken	19	93
Laperriere, Ian	55	93
Hatcher, Derian	48	92
Hulse, Cale	36	91
Mayers, Jamal	30	88
Weight, Doug	63	88
Ewen, Todd	18	87
McSorley, Marty	25	85
Roberts, Gary	30	83
Baron, Murray	46	83



Scott Young

OPPONENT GOALTENDING LEADERS VS. SAN JOSE

MOST REGULAR SEASON GAMES PLAYED

	GP
Joseph, Curtis	47
Belfour, Ed	37
Roy, Patrick	36
Hebert, Guy	34
Potvin, Felix	33
Turco, Marty	33
Giguere, J.S.	29
Khabibulin, Nikolai	29
Ranford, Bill	29
Burke, Sean	26
Osgood, Chris	26
Vernon, Mike	26
McLean, Kirk	24
Roloson, Dwayne	24
Fuhr, Grant	23
Thibault, Jocelyn	22
Vokoun, Tomas	22
Hrudey, Kelly	21
Salo, Tommy	21
Tugnutt, Ron	21
Turek, Roman	20
Essensa, Bob	18
Legace, Manny	18
Brodeur, Martin	17
Hasek, Dominik	17



Curtis Joesph

MOST REGULAR SEASON WINS

	GP	W
Joseph, Curtis	47	34
Roy, Patrick	36	25
Turco, Marty	33	20
Vernon, Mike	26	19
McLean, Kirk	24	17
Potvin, Felix	33	17
Hebert, Guy	34	17
Osgood, Chris	26	16
Khabibulin, Nikolai	29	15
Ranford, Bill	29	14
Giguere, J.S.	29	14
Belfour, Ed	37	14
Vokoun, Tomas	22	13
Fuhr, Grant	23	13
Hrudey, Kelly	21	10
Roloson, Dwayne	24	10
Kidd, Trevor	15	9
Brodeur, Martin	17	9
Hasek, Dominik	17	9
Essensa, Bob	18	9
Turek, Roman	20	9
Thibault, Jocelyn	22	9
8 tied		8

MOST REGULAR SEASON LOSSES

	GP	L
Belfour, Ed	37	17
Burke, Sean	26	16
Hebert, Guy	34	13
Giguere, J.S.	29	12
Joseph, Curtis	47	11
Potvin, Felix	33	11
Thibault, Jocelyn	22	11

Tugnutt, Ron	21	10
Denis, Marc	14	9
Khabibulin, Nikolai	29	9
Ranford, Bill	29	9
Roloson, Dwayne	24	9
Kolzig, Olaf	10	8
Lalime, Patrick	12	8
Legace, Manny	18	8
Luongo, Roberto	13	8
Osgood, Chris	26	8
Vokoun, Tomas	22	8
Fuhr, Grant	23	7
Hrudey, Kelly	21	7
Turco, Marty	33	7
Turek, Roman	20	7
9 tied		6

MOST REGULAR SEASON TIES

	GP	T
Salo, Tommy	21	7
Belfour, Ed	37	5
Potvin, Felix	33	5
Essensa, Bob	18	4
Hrudey, Kelly	21	4
Ranford, Bill	29	4
Roy, Patrick	36	4
Vanbiesbrouck, John	14	4
Brathwaite, Fred	11	3
Hackett, Jeff	1	3
Hasek, Dominik	13	3
Hebert, Guy	34	3
Rhodes, Damian	10	3
Roloson, Dwayne	18	3
Vernon, Mike	26	3
15 tied		2

OPPONENT GOALTENDING LEADERS VS. SAN JOSE

(CONTINUED)

MOST REGULAR SEASON MINUTES

	GP	MINS
Joseph, Curtis	47	2785
Belfour, Ed	37	2168
Roy, Patrick	36	2118
Potvin, Felix	33	1931
Hebert, Guy	34	1922
Turco, Marty	33	1902
Khabibulin, Nikolai	29	1721
Giguere, J.S.	29	1683
Ranford, Bill	29	1647
Vernon, Mike	26	1469
Burke, Sean	26	1458
Osgood, Chris	26	1451
McLean, Kirk	24	1401
Roloson, Dwayne	24	1373
Salo, Tommy	21	1297
Thibault, Jocelyn	22	1287
Vokoun, Tomas	22	1286
Hrudey, Kelly	21	1273
Fuhr, Grant	23	1202
Tugnutt, Ron	21	1145
Turek, Roman	20	1104
Essensa, Bob	18	1065
Legace, Manny	18	1041
Brodeur, Martin	17	1021
Hasek, Dominik	17	961

BEST REGULAR SEASON GAA (Min. 5 GP)

	GP	GAA
Johnson, Brent	9	1.54
Terreri, Chris	9	1.57
Roy, Patrick	36	1.59
Storr, Jamie	12	1.79
Vanbiesbrouck, John	14	1.82
Vernon, Mike	26	1.84
Fernandez, Manny	15	1.93
Hackett, Jeff	11	1.95
Casey, Jon	6	2.11
Brathwaite, Fred	11	2.11
Wregget, Ken	5	2.14
Dunham, Mike	9	2.19

Joseph, Curtis	47	2.20
Turco, Marty	33	2.21
McLean, Kirk	24	2.23
Salo, Tommy	21	2.27
LaBarbera, Jason	7	2.27
Puppa, Daren	8	2.29
Brodeur, Martin	17	2.29
Hextall, Ron	9	2.32
Khabibulin, Nikolai	29	2.34
Gerber, Martin	8	2.35
Bryzgalov, Ilya	12	2.35
Aubin, Jean-Sebastien	6	2.35
Rhodes, Damian	10	2.36

BEST REG. SEASON SAVE PCT. (Min. 5 GP)

	GP	SAVE %
Terreri, Chris	9	.941
Weekes, Kevin	5	.939
Roy, Patrick	36	.937
Biron, Martin	5	.935
Storr, Jamie	12	.935
Vanbiesbrouck, John	14	.931
Fernandez, Manny	15	.929
Johnson, Brent	9	.928
Brathwaite, Fred	11	.927
Aubin, J.S.	6	.927
Vernon, Mike	26	.926
LaBarbera, Jason	7	.925
Aebischer, David	7	.922
Joseph, Curtis	47	.922
Bryzgalov, Ilya	12	.922
Gerber, Martin	8	.921
Hextall, Ron	9	.921
Theodore, Jose	12	.919
Khabibulin, Nikolai	29	.919
Dunham, Mike	9	.918
Billington, Craig	10	.918
Hackett, Jeff	11	.917
Kidd, Trevor	15	.915
Salo, Tommy	21	.915
2 tied		.913

Patrick Roy



2006-07 SEASON REVIEW

SEASON HIGHLIGHTS

- San Jose set a franchise record and led the League with 26 road wins. In addition, the Sharks set club marks for wins in a season (51) and points (107).
- Goaltenders **Evgeni Nabokov** (seven) and **Vesa Toskala** (four) combined to tie a San Jose record with 11 shutouts.
- Defensemen **Marc-Edouard Vlasic** and **Matt Carle** were named to the NHL All-Rookie Team. The duo became the second pair of defensive teammates in NHL history to be named to the team in the same year (1991-92 — Detroit's Nicklas Lidstrom and Vladimir Konstantinov).
- **C Patrick Marleau** broke the franchise record for most goals in franchise history (Owen Nolan, 206) with the game-winner vs. Los Angeles on Jan. 11. Marleau also surpassed Nolan's all-time marks for points (451), assists (245) and Mike Rathje's standard for games played (671).
- San Jose set an NHL record by playing in 49 consecutive games without going into overtime (surpassing Toronto's 41 in 1996-97).
- **Ron Wilson** became the 13th coach in NHL history to coach in 1,000 games on March 18 at Colorado.

MAJOR TRANSACTIONS

- Acquired **D Craig Rivet** and a fifth round selection in the 2008 NHL Entry Draft from Montreal in exchange for D Josh Gorges and San Jose's first selection in the 2007 NHL Entry Draft on Feb. 25, 2007.
- Acquired **RW Bill Guerin** from St. Louis in exchange for LW Ville Nieminen, RW Jay Barnabell and a first round selection in the 2007 NHL Entry Draft on Feb. 27, 2007.

PACIFIC DIVISION

	GP	W	L	OTL	GF	GA	PTS
ANAHEIM (2)	82	48	20	14	258	208	110
SAN JOSE (5)	82	51	26	5	258	199	107
DALLAS (6)	82	50	25	7	226	197	107
LOS ANGELES (14)	82	27	41	14	227	283	68
PHOENIX (15)	82	31	46	5	216	284	67

FINAL STATISTICS

P	NO	PLAYER	GP	G	A	PTS	PIM
C	19	JOE THORNTON	82	22	92	114	44
C	12	PATRICK MARLEAU	77	32	46	78	33
R	14	J. CHEECHOO	76	37	32	69	69
R	9	M. MICHALEK	78	26	40	66	36
R	13	BILL GUERIN	(STL)	61	28	19	47
		(S.J.)	16	8	1	9	14
		(TOTAL)	77	36	20	56	66
D	18	*MATT CARLE	77	11	31	42	30
L	29	*RYANE CLOWE	58	16	18	34	78
R	25	MIKE GRIER	81	16	17	33	43
D	10	C. EHRHOFF	82	10	23	33	63
R	26	STEVE BERNIER	62	15	16	31	29
C	8	*JOE PAVELSKI	46	14	14	28	18
D	44	*M-E VLASIC	81	3	23	26	118
D	52	CRAIG RIVET	(MTL)	54	6	10	16
		(S.J.)	17	1	7	8	12
		(TOTAL)	71	7	17	24	69
D	22	SCOTT HANNAN	79	4	20	24	38
C	34	PATRICK RISSMILLER	79	7	15	22	22
L	7	MARK BELL	71	11	10	21	83
C	37	CURTIS BROWN	78	8	12	20	56
D	4	KYLE MCLAREN	67	5	12	17	61
C	11	MARCEL GOC	78	5	8	13	24
C	16	MARK SMITH	41	3	10	13	42
D	6	**JOSH GORGES	47	1	3	4	26
D	3	DOUGLAS MURRAY	35	0	3	3	31
G	35	VESA TOSKALA	38	0	3	3	0
D	5	ROB DAVIDSON	22	0	2	2	27
L	15	**VILLE NIEMINEN	30	1	1	2	14
R	29	**SCOTT PARKER	11	0	0	0	22
G	20	EVGENI NABOKOV	50	0	0	0	6
L	49	MATTHEU DARCHÉ	2	0	0	0	0
C	39	*TOMAS PILHAL	3	0	0	0	0

* — ROOKIE

** — TRADED DURING THE SEASON (SAN JOSE STATS ONLY)

GAME-BY-GAME RESULTS

GA	DATE	OPPONENT	RESULT	RECORD
1	10/5	ST. LOUIS	5-4 W*	1-0-0
2	10/7	NY ISLANDERS	2-0 W	2-0-0
3	10/9	@ CALGARY	4-1 W	3-0-0
4	10/12	@ EDMONTON	4-6 L	3-1-0
5	10/13	@ VANCOUVER	6-4 W	4-1-0
6	10/17	DALLAS	2-0 W	5-1-0
7	10/19	DETROIT	5-1 W	6-1-0
8	10/21	MINNESOTA	1-4 L	6-2-0
9	10/23	@ COLUMBUS	3-0 W	7-2-0
10	10/25	@ DETROIT	1-2 L	7-3-0
11	10/26	@ NASHVILLE	3-4 L	7-4-0
12	10/29	@ TAMPA BAY	4-2 W	8-4-0
13	10/31	@ FLORIDA	2-1 W	9-4-0
14	11/2	NY RANGERS	1-3 L	9-5-0
15	11/4	PITTSBURGH	3-2 W	10-5-0
16	11/7	MINNESOTA	3-1 W	11-5-0
17	11/9	@ LOS ANGELES	7-3 W	12-5-0
18	11/11	@ PHOENIX	2-1 W	13-5-0
19	11/13	@ LOS ANGELES	2-4 L	13-6-0
20	11/15	@ COLORADO	4-3 W	14-6-0
21	11/18	PHILADELPHIA	6-1 W	15-6-0
22	11/21	@ ANAHEIM	0-5 L	15-7-0
23	11/22	LOS ANGELES	6-3 W	16-7-0
24	11/25	NEW JERSEY	2-0 W	17-7-0
25	11/28	@ ST. LOUIS	2-0 W	18-7-0
26	11/29	@ MINNESOTA	2-1 W	19-7-0
27	12/2	@ DETROIT	3-2 W	20-7-0
28	12/4	@ DALLAS	0-1 L	20-8-0
29	12/7	COLORADO	2-5 L	20-9-0
30	12/9	NASHVILLE	3-1 W	21-9-0
31	12/11	PHOENIX	4-0 W	22-9-0
32	12/12	@ LOS ANGELES	3-1 W	23-9-0
33	12/14	LOS ANGELES	2-4 L	23-10-0
34	12/16	ANAHEIM	4-3 W	24-10-0
35	12/21	DALLAS	0-3 L	24-11-0
36	12/23	CALGARY	4-1 W	25-11-0
37	12/26	ANAHEIM	3-4 L	25-12-0
38	12/28	PHOENIX	2-3 L	25-13-0
39	12/30	@ PHOENIX	0-8 L	25-14-0
40	12/31	@ DALLAS	4-2 W	26-14-0
41	1/4	DETROIT	9-4 W	27-14-0
42	1/6	COLUMBUS	5-2 W	28-14-0
43	1/10	EDMONTON	2-3 L	28-15-0
44	1/11	@ LOS ANGELES	5-2 W	29-15-0
45	1/13	@ PHOENIX	4-1 W	30-15-0
46	1/15	COLORADO	3-1 W	31-15-0
47	1/18	PHOENIX	5-2 W	32-15-0
48	1/20	ST. LOUIS	0-1 L	32-16-0
49	1/26	@ EDMONTON	5-1 W	33-16-0
50	1/28	@ VANCOUVER	1-3 L	33-17-0
51	1/30	DALLAS	2-3 L**	33-17-1
52	2/1	DALLAS	2-4 L	33-18-1
53	2/3	CHICAGO	4-2 W	34-18-1
54	2/6	ANAHEIM	4-7 L	34-19-1
55	2/7	@ ANAHEIM	3-2 W	35-19-1
56	2/13	@ ST. LOUIS	6-5 W	36-19-1
57	2/14	@ NASHVILLE	0-5 L	36-20-1
58	2/16	@ COLUMBUS	0-3 L	36-21-1
59	2/18	@ DALLAS	2-5 L	36-22-1
60	2/21	@ WASHINGTON	3-2 W**	37-22-1
61	2/22	@ CHICAGO	2-0 W	38-22-1
62	2/24	@ CALGARY	4-7 L	38-23-1
63	2/26	ANAHEIM	2-3 L	38-24-1
64	2/28	NASHVILLE	3-4 L**	38-24-2
65	3/2	@ ANAHEIM	1-3 L	38-25-2
66	3/4	@ DALLAS	4-0 W	39-25-2
67	3/6	@ MINNESOTA	3-0 W	40-25-2
68	3/9	VANCOUVER	1-2 L*	40-25-3
69	3/11	EDMONTON	3-0 W	41-25-3
70	3/13	CHICAGO	7-1 W	42-25-3
71	3/15	@ PHOENIX	5-1 W	43-25-3
72	3/16	COLUMBUS	3-0 W	44-25-3
73	3/18	@ COLORADO	3-4 L*	44-25-4
74	3/21	@ CHICAGO	4-1 W	45-25-4
75	3/22	@ ATLANTA	5-1 W	46-25-4
76	3/24	@ CAROLINA	4-6 L	46-26-4
77	3/27	LOS ANGELES	3-1 W	47-26-4
78	3/30	PHOENIX	4-2 W	48-26-4
79	4/1	LOS ANGELES	6-2 W	49-26-4
80	4/4	@ ANAHEIM	3-2 W**	50-26-4
81	4/5	CALGARY	4-3 W	51-26-4
82	4/7	VANCOUVER	3-4 L*	51-26-5

* — OVERTIME

** — SHOOTOUT

GOALTENDERS

NO.	GOALTENDER	GP	MIN	AVG	W	L	T	EN	SO	GA	SA	SV %	G	A	PIM
20	EVGENI NABOKOV	50	2778	2.29	25	16	4	4	7	106	1227	.914	0	0	6
35	VESA TOSKALA	38	2142	2.35	26	10	1	3	4	84	915	.908	0	3	0
	TOTALS	82	4947	2.39	51	26	5	7	11	197	2149	.908			

2005-06 SEASON REVIEW

SEASON HIGHLIGHTS

- The Sharks acquired **C Joe Thornton** as part of a four-player deal with Boston on Nov. 30.
- Thornton became the first Sharks player to win the Art Ross Trophy (scoring title) and the Hart Memorial Trophy (Most Valuable Player). Thornton was also voted as the Seagate Technology "Sharks Player of the Year" and was a finalist for the Lester B. Pearson Award (MVP as chosen by the players).
- **RW Jonathan Cheechoo** won the Maurice "Rocket" Richard Trophy for leading the League and becoming the first Sharks player to score 50-plus goals in a season (56).
- **C Patrick Marleau** broke the franchise record for most points in a season (Owen Nolan, 84 in 1999-00) when he assisted on Cheechoo's game-winning power play goal on April 10 in Phoenix.
- San Jose set franchise records in goals scored (266), power play goals scored (91), most shots on goal (2,483) and power play percentage (18.2).

MAJOR TRANSACTIONS

- Acquired **C Joe Thornton** from Boston in exchange for D Brad Stuart, C Wayne Primeau and C Marco Sturm on Nov. 30, 2005.
- Acquired **LW Ville Nieminen** from the N.Y. Rangers in exchange for a third round selection (83rd overall) in the 2006 NHL Entry Draft on March 6, 2006.

PACIFIC DIVISION

	GP	W	L	T	OTL	GF	GA	PTS
DALLAS (2)	82	53	23	6	2	65	218	112
SAN JOSE (5)	82	44	27	11	2	66	242	99
ANAHEIM (6)	82	43	27	12	2	54	229	98
LOS ANGELES (10)	82	42	35	5	2	49	270	89
PHOENIX (12)	82	38	39	5	2	46	271	81

FINAL STATISTICS

P	NO	PLAYER	GP	G	A	PTS	PIM
C	19	JOE THORNTON (BOS)	23	9	24	33	6
		(SJ)	58	20	72	92	55
		(TOTAL)	81	29	96	125	61
R	14	J. CHEECHOO	82	56	37	93	58
C	12	PATRICK MARLEAU	82	34	52	86	26
L	28	NILS EKMAN	77	21	36	57	54
D	42	TOM PREISSING	74	11	32	43	26
R	9	*MILAN MICHALEK	81	17	18	35	45
R	26	*STEVE BERNIER	39	14	13	27	35
C	10	ALYN MCCAULEY	76	12	14	26	30
C	16	MARK SMITH	80	9	15	24	97
L	15	VILLE NIEMINEN (NYR)	48	5	12	17	53
		(SJ)	22	3	4	7	10
		(TOTAL)	70	8	16	24	63
D	22	SCOTT HANNAN	81	6	18	24	58
D	44	C. EHRHOFF	64	5	18	23	32
D	4	KYLE MCLAREN	77	2	21	23	66
C	37	*G. STEVENSON	47	10	12	22	14
C	11	*MARCEL GOC	81	8	14	22	22
L	17	SCOTT THORNTON	71	10	11	21	84
L	19	MARCO STURM	23	6	10	16	16
R	23	D & NIKO DIMITRAKOS	45	4	12	16	26
D	7	BRAD STUART	23	2	10	12	14
L	24	D & JOSH LANGFELD	39	2	9	11	16
C	15	D & WAYNE PRIMEAU	21	5	3	8	17
D	25	*MATT CARLE	12	3	3	6	14
C	34	P. RISSMILLER	18	3	3	6	8
D	5	ROB DAVISON	69	1	5	6	76
D	6	*JOSH GORGES	49	0	6	6	31
L	29	*RYANE CLOWE	18	0	2	2	9
D	21	JIM FAHEY	21	0	2	2	14
R	27	SCOTT PARKER	10	1	0	1	38
D	41	*DOUG MURRAY	34	0	1	1	27
G	35	VESA TOSKALA	37	0	1	1	4
G	20	EVGENI NABOKOV	45	0	1	1	18
G	31	*N. SCHAEFER	7	0	0	0	2

GAME-BY-GAME RESULTS

GA	DATE	OPPONENT	RESULT	RECORD
1	10/5	@ NASHVILLE	2-3 L	0-1-0
2	10/7	@ CHICAGO	3-6 L	0-2-0
3	10/8	@ ST. LOUIS	7-6 W	1-2-0
4	10/12	COLUMBUS	4-1 W	2-2-0
5	10/15	CHICAGO	4-3 W	3-2-0
6	10/17	@ DETROIT	2-3 L*	3-2-1
7	10/19	@ MINNESOTA	1-6 L	3-3-1
8	10/21	@ COLUMBUS	1-4 L	3-4-1
9	10/22	@ NASHVILLE	1-2 L	3-5-1
10	10/26	@ DALLAS	5-4 W*	4-5-1
11	10/28	@ LOS ANGELES	5-4 W	5-5-1
12	10/29	CALGARY	3-2 W**	6-5-1
13	11/2	NASHVILLE	3-2 W*	7-5-1
14	11/4	@ ANAHEIM	1-0 W*	8-5-1
15	11/5	MINNESOTA	1-3 L	8-6-1
16	11/8	@ COLORADO	2-5 L	8-7-1
17	11/12	DALLAS	2-3 L**	8-7-2
18	11/16	VANCOUVER	1-3 L	8-8-2
19	11/19	PHOENIX	3-4 L**	8-8-3
20	11/21	@ EDMONTON	1-2 L**	8-8-4
21	11/23	@ CALGARY	2-3 L	8-9-4
22	11/24	@ VANCOUVER	2-3 L	8-10-4
23	11/26	DETROIT	6-7 L	8-11-4
24	11/30	@ DALLAS	1-4 L	8-12-4
25	12/2	@ BUFFALO	5-0 W	9-12-4
26	12/3	@ TORONTO	5-4 W	10-12-4
27	12/6	ATLANTA	5-3 W	11-12-4
28	12/8	FLORIDA	6-2 W	12-12-4
29	12/10	CAROLINA	4-3 W	13-12-4
30	12/16	WASHINGTON	4-1 W	14-12-4
31	12/18	@ ANAHEIM	4-5 L	14-13-4
32	12/20	ANAHEIM	4-2 W	15-13-4
33	12/22	@ PHOENIX	1-2 L	15-14-4
34	12/23	ST. LOUIS	1-2 L**	15-14-5
35	12/26	@ LOS ANGELES	3-4 L	15-15-5
36	12/28	PHOENIX	4-5 L	15-16-5
37	12/30	COLORADO	5-2 W	16-16-5
38	1/5	COLUMBUS	6-3 W	17-16-5
39	1/7	LOS ANGELES	3-2 W	18-16-5
40	1/10	@ BOSTON	2-0 W	19-16-5
41	1/12	@ OTTAWA	6-2 W	20-16-5
42	1/14	@ MONTREAL	2-1 W	21-16-5
43	1/16	TAMPA BAY	3-1 W	21-17-5
44	1/19	EDMONTON	2-3 L**	21-17-6
45	1/21	@ LOS ANGELES	4-3 W*	22-17-6
46	1/24	LOS ANGELES	4-1 W	23-17-6
47	1/26	ANAHEIM	0-2 L	23-18-6
48	1/28	@ PHOENIX	2-6 L	23-19-6
49	1/30	@ DALLAS	2-3 L*	23-19-7
50	2/1	@ ANAHEIM	6-4 W	24-19-7
51	2/2	MINNESOTA	2-3 L**	24-19-8
52	2/4	ANAHEIM	0-3 L	24-20-8
53	2/6	CALGARY	3-4 L	24-21-8
54	2/8	CHICAGO	2-1 W	25-21-8
55	2/10	DALLAS	6-3 W	26-21-8
56	2/12	@ PHOENIX	5-4 W*	27-21-8
57	2/28	DETROIT	5-1 W	28-21-8
58	3/3	@ EDMONTON	2-3 L	28-22-8
59	3/4	@ CALGARY	0-2 L	28-23-8
60	3/7	@ ANAHEIM	4-5 L*	28-23-9
61	3/9	EDMONTON	5-2 W	29-23-9
62	3/11	NASHVILLE	3-2 W*	30-23-9
63	3/13	LOS ANGELES	4-3 W	31-23-9
64	3/16	ST. LOUIS	5-2 W	32-23-9
65	3/18	DALLAS	3-4 L**	32-23-10
66	3/19	COLORADO	6-5 W	33-23-10
67	3/21	@ ST. LOUIS	6-0 W	34-23-10
68	3/23	@ DETROIT	0-4 L	34-24-10
69	3/25	@ MINNESOTA	5-1 W	35-24-10
70	3/26	@ CHICAGO	5-4 W*	36-24-10
71	3/28	@ COLUMBUS	1-4 L	36-25-10
72	3/30	PHOENIX	2-5 L	36-26-10
73	4/1	PHOENIX	3-4 L*	36-26-11
74	4/3	@ DALLAS	3-2 W*	37-26-11
75	4/5	@ COLORADO	2-1 W	38-26-11
76	4/6	@ LOS ANGELES	5-0 W	39-26-11
77	4/9	DALLAS	4-1 W	40-26-11
78	4/10	@ PHOENIX	3-2 W	41-26-11
79	4/12	@ VANCOUVER	5-4 W*	42-26-11
80	4/13	VANCOUVER	5-3 W	43-26-11
81	4/15	ANAHEIM	6-3 W	44-26-11
82	4/17	LOS ANGELES	0-4 L	44-27-11

* — OVERTIME
** — SHOOTOUT

GOALTENDERS

NO	GOALTENDER	GP	MIN	AVG	W	L	T	EN	SO	GA	SA	SV %	G	A	PIM
31	*N. SCHAEFER	7	352	1.88	5	1	0	1	1	11	138	.920	0	0	2
35	VESA TOSKALA	37	2039	2.56	23	7	4	1	2	87	878	.901	0	1	4
20	EVGENI NABOKOV	45	2575	3.10	16	19	7	2	1	133	1160	.885	0	1	18
	TOTALS	82	4996	2.82	44	27	11	4	5	235	2180	.892	0	2	24

EVGENI NABOKOV and NOLAN SCHAEFER shared a shutout vs. Buffalo on Dec. 2, 2005.

KEY: * — rookie & — traded

2003-04 SEASON REVIEW

SEASON HIGHLIGHTS

- For the first time in franchise history, the San Jose Sharks advanced to the Western Conference Finals.
- The Sharks captured their second Pacific Division title by recording a franchise-best 104 points in the regular season.
- The Sharks set records in road points (47), shutouts (11) and most wins in a calendar month (10 — March).
- San Jose set a record by playing 11 consecutive home games without a loss from Nov. 15-Dec. 29 (7-0-4-0) and by recording eight consecutive home wins from Jan. 28-March 3.
- RW **Jonathan Cheechoo** set a franchise record with nine game-winning goals on the season.
- LW **Nils Ekman** set a franchise record by compiling a plus-30 plus/minus rating for the season.
- G **Evgeni Nabokov** set a franchise record with nine shutouts.
- D **Brad Stuart** scored two goals in the last 17 seconds of regulation on April 4, 2003 vs. Los Angeles.

MAJOR TRANSACTIONS

- Acquired **Curtis Brown** from Buffalo in a three-team trade. Traded **C Brad Boyes** to Buffalo in exchange for **D Jeff Jillson**. Jillson was immediately sent to Buffalo along with the Sharks ninth-round selection (ninth round eliminated after 2004 NHL Entry Draft) in the 2005 NHL Entry Draft in exchange for **Brown** and **D Andy Delmore**. Delmore was then traded by San Jose to Boston for future considerations (all on March 9, 2004).
- Acquired **D Jason Marshall** from Minnesota in exchange for a fifth round selection (161st overall) in the 2004 NHL Entry Draft on March 3, 2004.
- Acquired a fifth round selection (152nd overall, traded to Florida on June 27, 2004) and future considerations from Calgary in exchange for **LW Lynn Loyns** on Jan. 9, 2004.
- Acquired a second round selection (35th overall, **D Marc-Edouard Vlasic**) in the 2005 NHL Entry Draft from Calgary in exchange for **G Miikka Kiprusoff** on Nov. 16, 2003.

PACIFIC DIVISION

	GP	W	L	T	OTL	GF	GA	PTS
SAN JOSE (2)	82	43	21	12	6	219	183	104
DALLAS (5)	82	41	26	13	2	194	175	97
LOS ANGELES (11)	82	28	29	16	9	205	217	81
ANAHEIM (12)	82	29	35	10	8	184	213	76
PHOENIX (13)	82	22	36	18	6	188	245	68

FINAL STATISTICS

P	NO	PLAYER	GP	G	A	PTS	PIM
C	12	PATRICK MARLEAU	80	28	29	57	24
L	28	NILS EKMAN	82	22	33	55	34
R	14	J. CHEECHOO	81	28	19	47	33
C	10	ALYN MCCAULEY	82	20	27	47	28
L	19	MARCO STURM	64	21	20	41	36
C	25	V. DAMPHOUSSE	82	12	29	41	66
D	7	BRAD STUART	77	9	30	39	34
L	94	A. KOROLYUK	63	19	18	37	18
C	15	WAYNE PRIMEAU	72	9	20	29	90
L	17	SCOTT THORNTON	80	13	14	27	84
C	18	MIKE RICCI	71	7	19	26	40
C	37	CURTIS BROWN	12	2	2	4	6
R	23	*N. DIMITRAKOS	68	9	15	24	49
D	4	KYLE MCCLAREN	64	2	22	24	60
D	22	SCOTT HANNAN	82	6	15	21	48
D	42	*TOM PREISSING	69	2	17	19	12
D	2	MIKE RATHJE	80	2	17	19	46
D	44	*C. EHRRHOFF	41	1	11	12	14
R	13	TODD HARVEY	47	4	5	9	38
D	6	JASON MARSHALL	12	0	2	2	8
C	16	MARK SMITH	36	1	3	4	72
R	27	SCOTT PARKER	50	1	3	4	101
D	5	*ROB DAVISON	55	0	3	3	92
D	21	JIM FAHEY	15	0	2	2	18
R	9	*MILAN MICHALEK	2	1	0	1	4
G	35	VESA TOSKALA	28	0	1	1	2
C	24	*BRAD BOYES	1	0	0	0	2
R	32	*MIROSLAV ZALESAK	2	0	0	0	0
C	34	*PATRICK RISSMILLER	4	0	0	0	0
G	20	EVGENI NABOKOV	59	0	0	0	14

* — ROOKIE

GAME-BY-GAME RESULTS

GA	DATE	OPPONENT	RESULT	RECORD
1	10/09	@EDMONTON	2-5 L	0-1-0-0
2	10/11	@CALGARY	2-3 L	0-2-0-0
3	10/12	@MINNESOTA	3-2 W	1-2-0-0
4	10/16	PHILADELPHIA	0-0 T	1-2-1-0
5	10/18	OTTAWA	1-4 L	1-3-1-0
6	10/21	ANAHEIM	0-2 L	1-4-1-0
7	10/23	CHICAGO	3-3 T	1-4-2-0
8	10/25	PHOENIX	4-4 T	1-4-3-0
9	10/28	@CAROLINA	0-3 L	1-5-3-0
10	10/31	@TAMPA BAY	2-2 T	1-5-4-0
11	11/01	@FLORIDA	6-2 W	2-5-4-0
12	11/02	@ATLANTA	2-2 T	2-5-5-0
13	11/05	@NEW JERSEY	2-3 O*	2-5-5-1
14	11/06	@BOSTON	5-5 T	2-5-6-1
15	11/08	@WASHINGTON	3-2 W	3-5-6-1
16	11/11	COLORADO	3-4 L	3-6-6-1
17	11/13	ST. LOUIS	3-4 O*	3-6-6-2
18	11/15	TORONTO	2-2 T	3-6-7-2
19	11/18	N.Y. RANGERS	2-2 T	3-6-8-2
20	11/21	@PHOENIX	5-0 W	4-6-8-2
21	11/22	NASHVILLE	3-1 W	5-6-8-2
22	11/26	CHICAGO	3-2 W	6-6-8-2
23	11/28	@MINNESOTA	2-1 W	7-6-8-2
24	11/30	@EDMONTON	2-1 W	8-6-8-2
25	12/02	@CALGARY	1-3 L	8-7-8-2
26	12/04	COLORADO	2-2 T	8-7-9-2
27	12/06	DALLAS	2-1 W	9-7-9-2
28	12/10	@ANAHEIM	2-3 L	9-8-9-2
29	12/11	EDMONTON	2-2 T	9-8-10-2
30	12/13	ANAHEIM	2-0 W	10-8-10-2
31	12/17	@DETROIT	2-3 O*	10-8-10-3
32	12/18	@ST. LOUIS	2-4 L	10-9-10-3
33	12/21	@ANAHEIM	2-1 W	11-9-10-3
34	12/22	ANAHEIM	2-1 W	12-9-10-3
35	12/26	LOS ANGELES	5-0 W	13-9-10-3
36	12/27	@LOS ANGELES	4-4 T	13-9-11-3
37	12/29	NASHVILLE	5-2 W	14-9-11-3
38	12/31	@COLUMBUS	1-0 W	15-9-11-3
39	1/02	@CHICAGO	1-2 L	15-10-11-3
40	1/03	@ST. LOUIS	3-1 W	16-10-11-3
41	1/05	@VANCOUVER	2-1 W	17-10-11-3
42	1/08	COLUMBUS	2-3 O*	17-10-11-4
43	1/10	ATLANTA	5-2 W	18-10-11-4
44	1/13	DALLAS	0-3 L	18-11-11-4
45	1/15	VANCOUVER	3-1 W	19-11-11-4
46	1/17	@COLORADO	2-1 W	20-11-11-4
47	1/19	DETROIT	2-1 W	21-11-11-4
48	1/21	@PHOENIX	4-2 W	22-11-11-4
49	1/22	PHOENIX	1-2 L	22-12-11-4
50	1/24	MINNESOTA	4-0 W	23-12-11-4
51	1/28	CALGARY	4-1 W	24-12-11-4
52	1/30	@DALLAS	1-3 L	24-13-11-4
53	1/31	@NASHVILLE	2-3 O*	24-13-11-5
54	2/03	FLORIDA	3-0 W	25-13-11-5
55	2/05	PHOENIX	5-0 W	26-13-11-5
56	2/10	@BUFFALO	1-2 L	26-14-11-5
57	2/11	@DETROIT	2-4 L	26-15-11-5
58	2/14	@COLUMBUS	2-1 W*	27-15-11-5
59	2/16	@PHILADELPHIA	5-2 W	28-15-11-5
60	2/18	@NASHVILLE	3-1 L	28-16-11-5
61	2/19	@CHICAGO	6-3 W	29-16-11-5
62	2/23	COLUMBUS	4-2 W	30-16-11-5
63	2/26	@VANCOUVER	2-3 O*	30-16-11-6
64	2/27	PITTSBURGH	4-2 W	31-16-11-6
65	2/29	ST. LOUIS	1-0 W	32-16-11-6
66	3/03	MONTREAL	4-3 W	33-16-11-6
67	3/05	@COLORADO	1-5 L	33-17-11-6
68	3/07	@DALLAS	0-4 L	33-18-11-6
69	3/09	MINNESOTA	3-4 L	33-19-11-6
70	3/11	N.Y. ISLANDERS	5-4 W	34-19-11-6
71	3/13	LOS ANGELES	3-1 W	35-19-11-6
72	3/16	@DALLAS	3-3 T	35-19-12-6
73	3/18	@LOS ANGELES	5-3 W	36-19-12-6
74	3/19	@ANAHEIM	4-2 W	37-19-12-6
75	3/21	EDMONTON	2-5 L	37-20-12-6
76	3/23	DETROIT	5-2 W	38-20-12-6
77	3/25	CALGARY	3-2 W	39-20-12-6
78	3/26	@PHOENIX	3-0 W	40-20-12-6
79	3/28	DALLAS	2-1 W*	41-20-12-6
80	3/31	@LOS ANGELES	3-0 W	42-20-12-6
81	4/02	VANCOUVER	1-4 L	42-21-12-6
82	4/04	LOS ANGELES	4-3 W*	43-21-12-6

* — OVERTIME

GOALTENDERS

NO	GOALTENDER	GP	MIN	AVG	W	L	T	EN	SO	GA	SA	SV %	G	A	PIM
35	VESA TOSKALA	28	1541	2.06	12	8	4	3	1	53	760	.930	0	1	2
20	EVGENI NABOKOV	59	3456	2.20	31	19	8	0	9	127	1610	.921	0	0	14
	TOTALS	82	5016	2.19	43	27	12	3	11	183	2373	.923	0	1	16

2002-03 SEASON REVIEW

SEASON HIGHLIGHTS

- Six players scored their first NHL goal — RW **Jonathan Cheechoo**, D **Jim Fahey**, LW **Lynn Loyns**, RW **Niko Dimitrakos**, D **Rob Davison** and RW **Miroslav Zalesak**.
- **Jim Fahey** led all NHL rookie defensemen in points (1-19=20), despite playing in only 43 NHL games.
- **C Vincent Damphousse** became the 71st player to score 400 NHL goals with his tally on Oct. 17 at Edmonton.
- **C Patrick Marleau** played in his 400th NHL game on Oct. 19 vs. Colorado, the youngest current player (23 years, 34 days) to accomplish the feat and the youngest overall since Bob Carpenter in April 1986 (22 years, 268 days).
- RW **Teemu Selanne** was voted to the starting lineup for the Western Conference at the NHL All-Star Game.
- **G Evgeni Nabokov** became the franchise leader in games played, minutes played and decisions.

MAJOR TRANSACTIONS

- **Doug Wilson** named executive vice president and general manager, May 13, 2003.
- Executive Vice President and General Manager Dean Lombardi relieved of his duties, March 18, 2003.
- Acquired a second round selection in the 2003 NHL Entry Draft from Boston in exchange for D Dan McGillis. Acquired **C Wayne Primeau** from Pittsburgh in exchange for RW Matt Bradley, March 11, 2003.
- Acquired Colorado's third and fifth round selections in the 2003 NHL Entry Draft in exchange for D Bryan Marchment, March 8, 2003.
- Acquired **C Alym McCauley**, **C Brad Boyes** and a first round draft selection in the 2003 NHL Entry Draft from Toronto in exchange for RW Owen Nolan, March 5, 2003.
- Acquired D **Kyle McLaren** and a fourth selection round in the 2004 NHL Entry Draft from Boston in exchange for G Jeff Hackett and D Jeff Jillson. (Hackett previously acquired from Montreal in exchange for RW Niklas Sundstrom and a third round selection in the 2004 NHL Entry Draft), Jan. 23, 2003.
- Acquired D **Dan McGillis** from Philadelphia in exchange for D **Marcus Ragnarsson**, Dec. 6, 2002.
- Named **Ron Wilson** head coach and **Tim Hunter** and **Rob Zetterle** assistant coaches, Dec. 4, 2002.
- Head Coach Darryl Sutter and Assistant Coaches Rich Preston and Lorne Molleken relieved of their duties, Dec. 1, 2002.

PACIFIC DIVISION

	GP	W	L	T	OTL	GF	GA	PTS
DALLAS (7)	82	46	17	15	4	245	169	111
ANAHEIM (7)	82	40	27	9	6	203	193	95
LOS ANGELES (10)	82	33	37	6	6	203	221	78
PHOENIX (11)	82	31	35	11	5	204	230	78
SAN JOSE (14)	82	28	37	9	8	214	239	73

FINAL STATISTICS

P	NO	PLAYER	GP	G	A	PTS	PIM
R	8	TEEMU SELANNE	82	28	36	64	30
C	25	V. DAMPHOUSSE	82	23	38	61	66
C	12	PATRICK MARLEAU	82	28	29	57	33
L	19	MARCO STURM	82	28	20	48	16
R	11	OWEN NOLAN	61	22	20	42	91
C	18	MIKE RICCI	75	11	23	34	53
C	2	MIKE RATJEE	82	7	22	29	48
C	10	A. MCCAULEY (TOR) (SJ) (TTL)	64	6	9	15	16
			16	3	7	10	4
			80	9	16	25	20
D	22	SCOTT HANNAN	81	3	19	22	61
L	17	SCOTT THORNTON	41	9	12	21	41
D	21	JIM FAHEY	43	1	19	20	33
R	13	TODD HARVEY	76	3	16	19	74
G	9	ADAM GRAVES	82	9	9	18	32
C	15	W. PRIMEAU (PIT) (SJ) (TTL)	70	5	11	16	55
			7	1	1	2	0
			77	6	12	18	55
R	14	*JONATHAN CHEECHOO	66	9	7	16	39
C	3	*DAN MCGILLIS	37	3	13	16	30
C	16	MARK SMITH	75	4	11	15	64
D	7	BRAD STUART	36	4	10	14	46
R	23	*NIKO DIMITRAKOS	21	6	7	13	3
R	24	*N. SUNDBROM	47	2	10	12	22
D	27	*BRYAN MARCHMENT	67	2	9	11	108
D	4	KYLE MCLAREN	33	0	8	8	30
D	10	*M. RAGNARSSON	25	1	7	8	30
D	5	*JEFF JILLSON	26	0	6	6	9
R	28	*MATT BRADLEY	46	2	3	5	37
L	26	*LYNN LOYNS	19	3	0	3	19
R	46	*M. ZALESAK	10	1	2	3	0
D	38	*ROB DAVISON	15	1	2	3	22
C	41	*RYAN KRAFT	7	0	1	1	0
D	23	*SHAWN HEINS	20	0	1	1	9
L	49	*CHAD WISEMAN	4	0	0	0	4
D	4	JOHN JAKOPIN	12	0	0	0	11
D	53	*JESSE FIBIGER	16	0	0	0	2
G	20	EVGENI NABOKOV	55	0	0	0	10
G	29	*VESA TOSKALA	11	0	0	0	0
G	37	*MIikka KIPRUOFF	22	0	0	0	0

GAME-BY-GAME RESULTS

GA	DATE	OPPONENT	RESULT	RECORD
1	10/10	DETROIT	3-6 L	0-1-0
2	10/12	VANCOUVER	3-5 L	0-2-0
3	10/17	EDMONTON	4-3 W	1-2-0
4	10/19	COLORADO	1-3 L	1-3-0
5	10/21	VANCOUVER	2-5 L	1-4-0
6	10/24	@ NASHVILLE	2-1 W	2-4-0
7	10/25	@ COLUMBUS	5-4 W	3-4-0
8	10/27	@ CHICAGO	2-3 L	3-5-0
9	10/29	@ DETROIT	2-3 L	3-6-0
10	10/31	@ MINNESOTA	1-2 O*	3-6-0
11	11/03	@ ANAHEIM	4-3 W	4-6-0
12	11/05	LOS ANGELES	5-2 W	5-6-0
13	11/07	NASHVILLE	2-2 T	5-6-1
14	11/09	MINNESOTA	2-4 L	5-7-1
15	11/11	N.Y. RANGERS	4-5 L	5-8-1
16	11/13	@ ATLANTA	2-3 O*	5-8-1
17	11/15	@ TAMPA BAY	2-4 L	5-9-1
18	11/16	@ FLORIDA	7-3 W	6-9-1
19	11/19	@ WASHINGTON	3-2 W	7-9-1
20	11/21	@ PHILADELPHIA	2-2 T	7-9-2
21	11/23	@ PITTSBURGH	1-4 L	7-10-2
22	11/25	@ ST. LOUIS	4-1 W	8-10-2
23	11/27	@ NASHVILLE	2-4 L	8-11-2
24	11/30	PHOENIX	2-3 L	8-12-2
25	12/03	@ PHOENIX	3-2 W*	9-12-2
26	12/06	COLUMBUS	3-2 W	10-12-2
27	12/07	NASHVILLE	2-4 L	10-13-2
28	12/12	PITTSBURGH	5-2 W	11-13-2
29	12/14	WASHINGTON	2-0 W	12-13-2
30	12/16	@ N.Y. RANGERS	1-2 O*	12-13-2
31	12/17	@ MONTREAL	3-1 W	13-13-2
32	12/19	@ OTTAWA	3-9 L	13-14-2
33	12/21	@ TORONTO	3-3 T	13-14-3
34	12/23	@ BOSTON	2-5 L	13-15-3
35	12/26	ANAHEIM	4-1 W	14-15-3
36	12/28	CHICAGO	3-3 T	14-15-3
37	12/30	PHILADELPHIA	2-1 W	15-15-4
38	1/02	DALLAS	1-3 L	15-16-4
39	1/04	COLORADO	1-6 L	15-17-4
40	1/06	EDMONTON	5-5 T	15-17-5
41	1/09	ST. LOUIS	1-4 L	15-18-5
42	1/11	VANCOUVER	3-0 W	16-18-5
43	1/13	@ LOS ANGELES	2-3 O*	16-18-5
44	1/16	BUFFALO	2-2 T	16-18-6
45	1/18	DALLAS	1-3 L	16-19-6
46	1/20	@ PHOENIX	1-3 L	16-20-6
47	1/22	NEW JERSEY	4-5 O*	16-20-6
48	1/25	MINNESOTA	4-1 W	17-20-6
49	1/27	@ LOS ANGELES	3-0 W	18-20-6
50	1/28	@ LOS ANGELES	3-1 W	19-20-6
51	1/30	ANAHEIM	3-4 L	19-21-6
52	2/05	CAROLINA	6-2 W	20-21-6
53	2/07	@ MINNESOTA	3-4 L	20-22-6
54	2/08	@ ST. LOUIS	1-4 L	20-23-6
55	2/10	@ DETROIT	4-5 L	20-24-6
56	2/12	@ COLUMBUS	0-1 L	20-25-6
57	2/14	@ CHICAGO	4-2 W	21-25-6
58	2/16	@ DALLAS	1-3 L	21-26-6
59	2/17	@ LOS ANGELES	2-3 L	21-27-6
60	2/19	N.Y. ISLANDERS	0-3 L	21-28-6
61	2/21	COLUMBUS	6-0 W	22-28-6
62	2/24	CALGARY	5-2 W	23-28-6
63	2/27	@ VANCOUVER	3-2 T	24-28-6
64	3/01	@ CALGARY	3-4 L	24-29-6
65	3/04	@ EDMONTON	1-2 L	24-30-6
66	3/06	MONTREAL	4-3 W*	25-30-6
67	3/08	@ PHOENIX	4-6 L	25-31-6
68	3/09	@ DALLAS	0-3 L	25-32-6
69	3/10	ST. LOUIS	2-4 L	25-33-6
70	3/11	@ ANAHEIM	2-3 O*	25-33-6
71	3/15	CALGARY	3-2 W	26-33-6
72	3/17	CHICAGO	2-3 O*	26-33-6
73	3/20	@ COLORADO	0-2 L	26-34-6
74	3/21	BOSTON	3-2 W	27-34-6
75	3/22	ANAHEIM	2-3 O*	27-34-6
76	3/24	TAMPA BAY	1-4 L	27-35-6
77	3/27	DETROIT	3-0 W	28-35-6
78	3/29	DALLAS	1-3 L	28-36-6
79	3/31	@ COLORADO	1-3 L	28-37-6
80	4/02	@ CALGARY	2-2 T	28-37-7
81	4/03	@ EDMONTON	3-3 T	28-37-8
82	4/06	PHOENIX	3-3 T	28-37-8

* — OVERTIME

GOALTENDERS

NO	GOALTENDER	GP	MINS	AVG	W	L	T	EN	SO	GA	SA	SV %	G	A	PIM
29	*VESA TOSKALA	11	537	2.35	4	3	1	1	1	21	287	.927	0	0	10
20	E. NABOKOV	55	3227	2.71	19	28	8	5	3	146	1561	.906	0	0	0
37	*M. KIPRUOFF	22	1199	3.25	5	14	0	1	1	65	537	.879	0	0	0
TOTALS		82	4996	2.87	28	**45	9	7	5	239	2392	.900	0	0	10

KEY: * = rookie & = traded ** — includes OTL

2001-02 SEASON REVIEW

SEASON HIGHLIGHTS

- San Jose becomes just the second team in NHL history (N.Y. Islanders) to post six consecutive seasons of point improvement.
- The Sharks make the Stanley Cup Playoffs for a franchise-record sixth consecutive season.
- The Sharks win their first Pacific Division Title, posting franchise records in wins (44) and points (99).
- The Sharks narrowly miss advancing to the Western Conference Finals, losing consecutive one-goal matches in Games Six and Seven to the Colorado Avalanche in the Western Conference Semifinals. The Sharks defeated the Phoenix Coyotes in the Western Conference Quarterfinals, 4-1.
- **RW Owen Nolan** becomes the Sharks all-time points leader with his 351st point as a Shark.
- The Sharks set a franchise record with a 10-game unbeaten streak (9-0-1-0) from Nov. 27-Dec. 19.
- The Sharks set a franchise record with a six-game road win streak (Dec. 6 -19)
- **G Evgeni Nabokov** sets franchise records in all-time wins (58), single-season wins (37), all-time shutouts (11) single-season shutouts (seven) and became the seventh NHL goaltender (first European-born NHL goaltender) to score a goal.
- The Sharks tie a franchise record by scoring 10 goals on March 30 vs. Columbus — the most ever at home.

MAJOR TRANSACTIONS

- Acquired LW **Adam Graves**, D **Rich Pilon** and future considerations from the N.Y. Rangers in exchange for RW Mikael Samuelsson, D Christian Gosselin and a seventh round selection in the 2002 NHL Entry Draft, June 24, 2001.

PACIFIC DIVISION

	GP	W	L	T	OTL	GF	GA	PTS
SAN JOSE (3)	82	44	27	8	3	248	199	99
PHOENIX (6)	82	40	27	9	6	228	210	95
LOS ANGELES (7)	82	40	27	11	4	214	190	95
DALLAS (10)	82	36	28	13	5	215	213	90
ANAHEIM (13)	82	29	42	8	3	175	198	69

FINAL STATISTICS

P	NO	PLAYER	GP	G	A	PTS	PIM
R	11	OWEN NOLAN	75	23	43	66	93
C	25	VINCENT DAMPHOUSSE	82	20	38	58	60
R	8	TEEMU SELANNE	82	29	25	54	40
C	18	MIKE RICCI	79	19	34	53	44
C	12	PATRICK MARLEAU	79	21	23	44	40
L	17	SCOTT THORNTON	77	26	16	42	116
L	19	MARCO STURM	77	21	20	41	32
R	24	NIKLAS SUNDBSTROM	73	9	30	39	50
D	20	GARY SUTER	82	6	27	33	57
L	9	ADAM GRAVES	81	17	14	31	51
D	7	BRAD STUART	82	6	23	29	39
R	28	*MATT BRADLEY	54	9	13	22	43
R	13	TODD HARVEY	69	9	13	22	73
D	27	BRYAN MARCHMENT	72	2	20	22	178
D	10	MARCUS RAGNARSSON	70	5	15	20	44
D	5	*JEFF JILLSON	48	5	13	18	29
D	2	MIKE RATHJE	52	5	12	17	48
D	22	SCOTT HANNAN	75	2	12	14	57
L	32	STEPHANE MATTEAU	55	7	4	11	15
R	15	ALEXANDER KOROLYUK	32	3	7	10	14
C	16	MARK SMITH	49	3	6	7	72
G	35	EVGENI NABOKOV	67	1	3	4	14
D	23	SHAWN HEINS	17	0	2	2	24
D	3	STEVE BANCROFT	5	0	1	1	2
G	29	*VESA TOSKALA	1	0	0	0	0
R	26	MIKE CRAIG	2	0	0	0	2
R	50	*HANNES HYVONEN	6	0	0	0	0
G	37	*MIIKKA KIPRUSOFF	20	0	0	0	4

* — ROOKIE

GAME-BY-GAME RESULTS

GA	DATE	OPPONENT	RESULT	RECORD
1	10/4	DETROIT	3-4 L*	0-0-0-1
2	10/6	MINNESOTA	0-0 T	0-0-1-1
3	10/11	TAMPA BAY	4-3 W	1-0-1-1
4	10/13	BOSTON	3-2 W	2-0-1-1
5	10/16	@ MINNESOTA	3-3 T	2-0-2-1
6	10/18	@ NEW JERSEY	1-6 L	2-1-2-1
7	10/20	@ N.Y. ISLANDERS	2-2 T	2-1-3-1
8	10/22	@ N.Y. RANGERS	5-1 W	3-1-3-1
9	10/23	@ BUFFALO	1-4 L	3-2-3-1
10	10/25	@ CHICAGO	2-4 L	3-3-3-1
11	10/27	COLUMBUS	2-0 W	4-3-3-1
12	10/31	@ ANAHEIM	4-2 W	5-3-3-1
13	11/1	ATLANTA	5-2 W	6-3-3-1
14	11/3	VANCOUVER	5-1 W	7-3-3-1
15	11/6	@ ST. LOUIS	4-1 W	8-3-3-1
16	11/7	@ DALLAS	2-2 T	8-3-4-1
17	11/9	@ CAROLINA	2-3 L	8-4-4-1
18	11/11	@ CHICAGO	3-2 L*	8-4-4-2
19	11/14	@ ANAHEIM	4-2 W	9-4-4-2
20	11/15	@ PHOENIX	3-5 L	9-5-4-2
21	11/17	DALLAS	2-3 L*	9-5-4-3
22	11/21	MINNESOTA	0-2 L	9-6-4-3
23	11/24	@ LOS ANGELES	1-3 L	9-7-4-3
24	11/27	NASHVILLE	3-2 W	10-7-4-3
25	11/29	PITTSBURGH	5-0 W	11-7-4-3
26	11/30	@ ANAHEIM	5-2 W	12-7-4-3
27	12/4	CALGARY	2-2 T	12-7-5-3
28	12/6	@ CALGARY	3-1 W	13-7-5-3
29	12/8	@ VANCOUVER	5-3 W	14-7-5-3
30	12/11	EDMONTON	5-4 W*	15-7-5-3
31	12/14	@ COLORADO	3-0 W	16-7-5-3
32	12/17	@ DALLAS	4-1 W	17-7-5-3
33	12/19	@ ATLANTA	4-2 W	18-7-5-3
34	12/21	@ DETROIT	0-3 L	18-8-5-3
35	12/23	@ NASHVILLE	1-1 T	18-8-6-3
36	12/26	ANAHEIM	1-2 L	18-9-6-3
37	12/28	N.Y. RANGERS	3-5 L	18-10-6-3
38	12/30	PHOENIX	2-4 L	18-11-6-3
39	1/2	PHILADELPHIA	5-2 W	19-11-6-3
40	1/4	PHOENIX	5-3 W	20-11-6-3
41	1/5	FLORIDA	6-0 W	21-11-6-3
42	1/8	ST. LOUIS	2-6 L	21-12-6-3
43	1/9	@ PHOENIX	6-5 W	22-12-6-3
44	1/12	LOS ANGELES	2-3 L	22-13-6-3
45	1/15	@ COLORADO	1-0 W*	23-13-6-3
46	1/17	N.Y. ISLANDERS	3-2 W	24-13-6-3
47	1/19	COLORADO	1-3 L	24-14-6-3
48	1/21	EDMONTON	4-3 W	25-14-6-3
49	1/23	@ DETROIT	2-2 T	25-14-7-3
50	1/24	@ COLUMBUS	2-6 L	25-15-7-3
51	1/27	@ MONTREAL	1-3 L	25-16-7-3
52	1/29	@ TORONTO	3-4 L	25-17-7-3
53	1/30	@ PITTSBURGH	6-3 W	26-17-7-3
54	2/6	CALGARY	2-0 W	27-17-7-3
55	2/8	CHICAGO	4-2 W	28-17-7-3
56	2/10	CAROLINA	4-0 W	29-17-7-3
57	2/12	@ EDMONTON	3-2 W	30-17-7-3
58	2/26	@ NASHVILLE	5-1 W	31-17-7-3
59	2/28	@ WASHINGTON	5-2 W	32-17-7-3
60	3/1	@ TAMPA BAY	2-4 L	32-18-7-3
61	3/3	@ DALLAS	1-4 L	32-19-7-3
62	3/5	NASHVILLE	0-2 L	32-20-7-3
63	3/7	OTTAWA	5-2 W	33-20-7-3
64	3/9	VANCOUVER	2-0 W	34-20-7-3
65	3/10	@ VANCOUVER	7-4 W	35-20-7-3
66	3/13	ST. LOUIS	0-2 L	35-21-7-3
67	3/15	WASHINGTON	5-4 W	36-21-7-3
68	3/16	CHICAGO	2-2 T	36-21-8-3
69	3/18	LOS ANGELES	2-3 L	36-22-8-3
70	3/20	@ EDMONTON	1-2 L	36-23-8-3
71	3/21	@ CALGARY	4-1 W	37-23-8-3
72	3/23	@ LOS ANGELES	0-3 L	37-24-8-3
73	3/26	DALLAS	3-2 W	38-24-8-3
74	3/28	COLORADO	2-3 L	38-25-8-3
75	3/30	COLUMBUS	10-2 W	39-25-8-3
76	4/2	ANAHEIM	3-1 W	40-25-8-3
77	4/4	PHOENIX	5-2 W	41-25-8-3
78	4/6	DETROIT	6-3 W	42-25-8-3
79	4/8	@ MINNESOTA	1-3 L	42-26-8-3
80	4/10	@ COLUMBUS	5-3 W	43-26-8-3
81	4/11	@ ST. LOUIS	1-4 L	43-27-8-3
82	4/13	LOS ANGELES	3-1 W	44-27-8-3

* — OVERTIME

GOALTENDERS

NO	GOALTENDER	GP	MIN	AVG	W	L	T	EN	SO	GA	SA	SV %	G	A	PIM
35	*VESA TOSKALA	1	10	0.00	0	0	0	0	0	0	2	1.000	0	0	0
20	EVGENI NABOKOV	67	3901	2.29	37	24	5	5	7	149	1818	.918	1	3	14
37	*MIIKKA KIPRUSOFF	20	1037	2.49	7	6	3	2	2	43	508	.915	0	0	4
TOTALS		82	4973	2.40	44	33	8	7	9	199	2335	.915	1	3	18

** — includes OTL

2000-01 SEASON REVIEW

SEASON HIGHLIGHTS

- The Sharks advanced to the Stanley Cup Playoffs for a franchise-record fourth consecutive season and became just the fifth franchise in NHL history to improve its point total for the fifth consecutive season, setting franchise records for wins (40) and points (95).
- The Sharks finished with the sixth-best road record in the NHL (fourth-best in the Western Conference) and set a franchise record with a 10-game unbeaten streak on the road.
- **G Evgeni Nabokov** received the Calder Memorial Trophy as the NHL's Rookie of the Year. "Nabby" set new franchise records for wins (32), goals-against average (2.19) and shutouts (six) en route to being named the Seagate Technology "Sharks Player of the Year" and the PlayStation "Sharks Rookie of the Year." He was named to the NHL's 2001 World All-Star Team, NHL Rookie of the Month for November and December and Seagate Technology "Sharks Player of the Month" for October and December. He's also the first NHL goaltender to reach 20 victories on the season.
- **C Vincent Damphousse** became the 58th NHL player to score 1,000 points when he assists on **LW Marco Sturm's** goal on Oct. 14 vs. Boston.
- **D Gary Suter** became the 153rd NHL player to appear in 1,000 games on Oct. 25 at Columbus. He also scored San Jose's first goal in a 3-1 win.

MAJOR TRANSACTIONS

- Acquired **D Jeff Norton** from the Pittsburgh Penguins in exchange for **D Bobby Dallas** and **G Johan Hedberg**, March 12, 2001.
- Acquired **LW Bill Lindsay** from the Calgary Flames in exchange for an eighth round pick (233rd overall, previously acquired from Minnesota) in the 2001 NHL Entry Draft, March 6, 2001.
- Acquired **RW Teemu Selanne** from Anaheim in exchange for **LW Jeff Friesen**, **G Steve Shields** and a second round selection (36th overall) in the 2003 NHL Entry Draft, March 3, 2001.
- Signed free agent **D Bobby Dallas**, Nov. 4, 2000.
- Signed **LW/C Scott Thornton** as a free agent, July 1, 2000.

PACIFIC DIVISION

	GP	W	L	T	OTL	GF	GA	PTS
DALLAS (3)	82	48	24	8	2	241	187	106
SAN JOSE (5)	82	40	27	12	3	217	192	95
LOS ANGELES (7)	82	38	28	13	3	252	228	92
PHOENIX (9)	82	35	27	17	3	214	212	90
ANAHEIM (15)	82	25	41	11	5	188	245	66

FINAL STATISTICS

P	NO	PLAYER	GP	G	A	PTS	PIM
R	8	TEEMU SELANNE (ANA)	61	26	33	59	36
		(S)	12	7	6	13	0
		(TOTAL)	73	33	39	72	36
C	14	PATRICK MARLEAU	81	25	27	52	22
R	11	OWEN NOLAN	57	24	25	49	75
R	24	NIKLAS SUNDBLOM	82	10	39	49	28
C	25	VINCENT DAMPHOUSSE	45	9	37	46	62
C	18	MIKE RICCI	81	22	22	44	60
L	17	SCOTT THORNTON	73	19	17	36	114
L	39	JEFF FRIESEN	64	12	24	36	56
D	20	GARY SUTER	68	10	24	34	84
L	19	MARCO STURM	81	14	18	32	28
L	32	STEPHANE MATTEAU	80	13	19	32	32
L	15	ALEXANDER KOROLYUK	70	12	13	25	41
D	7	BRAD STUART	77	5	18	23	56
R	9	TODD HARVEY	69	10	11	21	72
D	27	BRYAN MARCHMENT	75	7	11	18	204
D	22	SCOTT HANNAN	75	3	14	17	51
D	10	MARCUS RAGNARSSON	68	3	12	15	44
L	12	BILL LINDSAY (CGY)	52	1	9	10	97
		(S)	16	0	4	4	29
		(TOTAL)	68	1	13	14	126
D	5	JEFF NORTON (PIT)	32	2	10	12	20
		(S)	10	0	1	1	8
		(TOTAL)	42	2	11	13	28
D	40	MIKE RATHJE	81	0	11	11	48
R	21	TONY GRANATO	60	4	5	9	65
D	23	SHAWN HEINS	38	3	4	7	57
C	26	JIM MONTGOMERY	28	1	6	7	19
C	16	*MARK SMITH	42	2	2	4	51
D	2	*BOBBY DOLLAS	16	1	1	2	14
R	44	*MATT BRADLEY	21	1	1	2	19
G	35	*EVGENI NABOKOV	66	0	2	2	8
L	29	PAUL KRUSE	1	0	0	0	5
C	28	*MIKAEL SAMUELSSON	4	0	0	0	0
G	34	*MIKKA KIPRUSOFF	5	0	0	0	0
G	31	*STEVE SHIELDS	21	0	0	0	2

GOALTENDERS

NO	GOALTENDER	GP	MINS	AVG	W	L	T	EN	SO	GA	SA	SV %	G	A	PIM
34	*M. KIPRUSOFF	5	154	1.95	2	1	0	1	0	5	51	.902	0	0	0
35	*E. NABOKOV	66	3700	2.19	32	21	7	3	6	135	1582	.915	0	2	8
31	*STEVE SHIELDS	21	1135	2.48	6	8	5	1	2	47	531	.911	0	0	2
	TOTALS	82	5008	2.30	40	**30	12	5	9	192	2169	.911	0	2	10

NABOKOV and KIPRUSOFF shared a shutout vs. MTL on March 12, 2001 * — ROOKIE; & — TRADED ** — includes OTL

GAME-BY-GAME RESULTS

GA	DATE	OPPONENT	RESULT	RECORD
1	10/06	ST. LOUIS	1-4 L	0-1-0-0
2	10/12	PHOENIX	2-1 W	1-1-0-0
3	10/14	BOSTON	5-2 W	2-1-0-0
4	10/18	@ DALLAS	1-2 L	2-2-0-0
5	10/20	@ MINNESOTA	3-1 W	3-2-0-0
6	10/21	@ NASHVILLE	5-3 W	4-2-0-0
7	10/24	@ CAROLINA	3-2 W	5-2-0-0
8	10/25	@ COLUMBUS	3-1 W	6-2-0-0
9	10/28	ATLANTA	2-2 T	6-2-1-0
10	11/01	PITTSBURGH	3-2 W	7-2-1-0
11	11/04	CAROLINA	4-1 W	8-2-1-0
12	11/05	@ VANCOUVER	2-2 T	8-2-2-0
13	11/08	@ CHICAGO	3-2 W*	9-2-2-0
14	11/09	@ COLUMBUS	2-5 L	9-3-2-0
15	11/11	@ NY ISLANDERS	4-0 W	10-3-2-0
16	11/14	@ NEW JERSEY	3-2 W	11-3-2-0
17	11/15	@ DETROIT	1-4 L	11-4-2-0
18	11/18	NY ISLANDERS	5-3 W	12-4-2-0
19	11/22	CHICAGO	4-1 W	13-4-2-0
20	11/25	NEW JERSEY	2-3 L	13-5-2-0
21	11/28	MINNESOTA	4-1 W	14-5-2-0
22	11/30	ANAHEIM	3-2 W*	15-5-2-0
23	12/03	@ EDMONTON	3-3 T	15-5-3-0
24	12/04	@ CALGARY	8-0 W	16-5-3-0
25	12/06	DALLAS	2-2 T	16-5-4-0
26	12/08	VANCOUVER	1-6 L	16-6-4-0
27	12/12	NY RANGERS	3-2 W	17-6-4-0
28	12/14	COLUMBUS	2-1 W	18-6-4-0
29	12/16	@ PHOENIX	2-1 W*	19-6-4-0
30	12/18	@ WASHINGTON	5-3 W	20-6-4-0
31	12/20	@ DETROIT	2-0 W	21-6-4-0
32	12/21	@ PHILADELPHIA	3-4 L	21-7-4-0
33	12/23	@ BUFFALO	2-5 L	21-8-4-0
34	12/26	@ LOS ANGELES	2-1 W	22-8-4-0
35	12/28	EDMONTON	2-2 T	22-8-5-0
36	12/30	VANCOUVER	3-6 T	22-9-5-0
37	01/01	@ PHOENIX	3-2 W	23-9-5-0
38	01/03	CALGARY	0-1 L	23-10-5-0
39	01/04	@ COLORADO	2-2 T	23-10-6-0
40	01/06	FLORIDA	3-1 W	24-10-6-0
41	01/09	BUFFALO	2-1 W	25-10-6-0
42	01/11	ST. LOUIS	6-3 W	26-10-6-0
43	01/13	NASHVILLE	3-5 L	26-11-6-0
44	01/15	DETROIT	2-3 L	26-12-6-0
45	01/17	CALGARY	4-4 T	26-12-7-0
46	01/20	COLORADO	1-2 L	26-13-7-0
47	01/22	@ EDMONTON	2-2 T	26-13-8-0
48	01/24	EDMONTON	6-1 W	27-13-8-0
49	01/26	@ DALLAS	2-1 W	28-13-8-0
50	01/27	@ ST. LOUIS	4-3 W*	29-13-8-0
51	01/30	COLORADO	1-3 L	29-14-8-0
52	02/01	DALLAS	2-4 L	29-15-8-0
53	02/06	@ CALGARY	1-1 T	29-15-9-0
54	02/08	@ VANCOUVER	0-0 T	29-15-10-0
55	02/10	CHICAGO	3-2 W*	30-15-10-0
56	02/14	@ CHICAGO	7-0 W	31-15-10-0
57	02/16	@ NASHVILLE	2-0 W	32-15-10-0
58	02/18	@ MINNESOTA	1-3 L	32-16-10-0
59	02/20	COLUMBUS	3-2 W*	33-16-10-0
60	02/21	@ ANAHEIM	0-1 L	33-17-10-0
61	02/23	ANAHEIM	3-1 W	34-17-10-0
62	02/26	@ ST. LOUIS	2-7 L	34-18-10-0
63	02/28	@ TORONTO	1-2 L	34-19-10-0
64	03/01	@ OTTAWA	4-8 L	34-20-10-0
65	03/03	@ BOSTON	2-3 L	34-21-10-0
66	03/06	@ TAMPA BAY	1-2 L*	34-21-10-1
67	03/07	@ FLORIDA	3-3 T	34-21-11-1
68	03/10	NASHVILLE	0-3 L	34-22-11-1
69	03/12	MONTREAL	3-0 W	35-22-11-1
70	03/14	LOS ANGELES	1-4 L	35-23-11-1
71	03/17	@ LOS ANGELES	0-1 L*	35-23-11-2
72	03/18	DETROIT	4-6 L	35-24-11-2
73	03/20	@ COLORADO	1-4 L	35-25-11-2
74	03/22	OTTAWA	1-2 L	35-26-11-2
75	03/26	@ LOS ANGELES	0-0 T	35-26-12-2
76	03/27	LOS ANGELES	3-2 W*	36-26-12-2
77	03/29	ANAHEIM	7-4 W	37-26-12-2
78	03/31	@ PHOENIX	1-3 L	37-27-12-2
79	04/02	MINNESOTA	4-2 W	38-27-12-2
80	04/05	PHOENIX	3-0 W	39-27-12-2
81	04/07	DALLAS	4-5 L*	39-27-12-3
82	04/08	@ ANAHEIM	4-1 W	40-27-12-3

* — OVERTIME

1999-2000 SEASON REVIEW

SEASON HIGHLIGHTS

- Sharks upset the President's Trophy-winning St. Louis Blues in the Stanley Cup Playoffs in seven games. The team improved its points total for the fourth consecutive season, setting a new franchise mark for points (87).
- Team sets a franchise record for winning percentage (.530).
- RW **Owen Nolan** and LW **Jeff Friesen** record the Sharks first dual hat trick game on Oct. 4, 1999 to defeat the Chicago Blackhawks, 7-1.
- G **Steve Shields** is named NHL Player of the Week for Oct. 11-17, posting a 3-0-0 record, .083 GAA and a .979 save percentage. He set the franchise record for scoreless streak by a goaltender at 141:46.
- RW **Owen Nolan** was named NHL Player of the Week for Dec. 6-12 with six points (4-2-6) and a plus-5 rating in three games. He would go on to set franchise records for most points (84), goals (44), and PP goals (18) and would finish fifth in voting for the Hart Trophy as the league's MVP.
- D **Brad Stuart** was named as a finalist (second) for the Calder Memorial Trophy. He is also named to the NHL's All-Rookie Team. C **Mike Ricci** was named as a finalist (third) for the Frank J. Selke Trophy.

MAJOR TRANSACTIONS

- Named **Rich Preston** and **Cap Raeder** assistant coaches, June 24, 2000.
- To the loss of G **Evgeni Nabokov** in the NHL Expansion Draft, the Sharks trade RW Jan Caloun, a ninth round selection in the 2000 NHL Entry Draft and future considerations to Columbus for future considerations and trade D Andy Sutton, a seventh round selection in 2000 and a third round selection in 2001 to Minnesota in exchange for an eighth round selection in 2001 and future considerations on June 12, 2000.
- Re-signed Head Coach **Darryl Sutter** on June 5, 2000.
- Acquired RW **Todd Harvey** and a fourth round selection in the 2001 NHL Entry Draft from the New York Rangers in exchange for RW Radek Dvorak (previously acquired from Florida in exchange for G Mike Vernon and a third round selection in the 2000 NHL Entry Draft) on Dec. 30, 1999.

PACIFIC DIVISION

	GP	W	L	T	OTL	GF	GA	PTS
DALLAS (2)	82	43	29	10	6	211	184	102
LOS ANGELES (5)	82	39	31	12	4	245	228	94
PHOENIX (6)	82	39	35	8	4	232	228	90
SAJOS (8)	82	35	37	10	7	225	214	87
ANAHEIM (9)	82	34	36	12	3	217	227	83

FINAL STATISTICS

P	NO	PLAYER	GP	G	A	PTS	PIM
R	11	OWEN NOLAN	78	44	40	84	110
C	25	VINCENT DAMPHOUSSE	82	21	49	70	58
L	39	JEFF FRIESEN	82	26	35	61	47
C	18	MIKE RICCI	82	20	24	44	60
C	14	PATRICK MARLEAU	81	17	23	40	36
R	24	NIKLAS SUNDBSTROM	79	12	25	37	22
D	7	*BRAD STUART	82	10	26	36	32
R	15	ALEX KOROLYUK	57	14	21	35	35
D	20	GARY SUTER	76	6	28	34	52
L	19	MARCO STURM	74	12	15	27	22
L	32	STEPHANE MATTEAU	69	12	12	24	61
D	5	JEFF NORTON	62	0	20	20	49
R	9	TODD HARVEY (SJ)	40	8	4	12	78
		(NYR)	31	3	3	6	62
		(TOTAL)	71	11	7	18	140
D	10	M. RAGNARSSON	63	3	13	16	38
D	40	MIKE RATHJE	66	2	14	16	31
R	21	TONY GRANATO	48	6	7	13	39
C	12	RON SUTTER	78	5	6	11	34
R	22	RONNIE STERN	67	4	5	9	151
L	26	DAVE LOWRY	32	1	4	5	18
D	27	BRYAN MARCHMENT	49	0	4	4	72
D	43	*SCOTT HANNAN	30	1	2	3	10
D	42	ANDY SUTTON	40	1	1	2	80
L	32	MURRAY CRAVEN	19	0	2	2	4
R	33	BRANTT MYHRES	13	0	1	1	97
D	3	BOB ROUSE	26	0	1	1	19
G	31	STEVE SHIELDS	67	0	1	1	29
D	23	*SHAWN HEINS	1	0	0	0	2
G	35	*EUGENI NABOKOV	11	0	0	0	0
G	29	MIKE VERNON	15	0	0	0	0

GAME-BY-GAME RESULTS

GA	DATE	OPPONENT	RESULT	RECORD
1	10/02	CALGARY	5-3 W	1-0-0-0
2	10/04	CHICAGO	7-1 W	2-0-0-0
3	10/07	EDMONTON	3-2 W*	3-0-0-0
4	10/09	DALLAS	2-3 L	3-1-0-0
5	10/11	@ ANAHEIM	3-5 L	3-2-0-0
6	10/13	@ DALLAS	2-0 W	4-2-0-0
7	10/14	@ NASHVILLE	5-1 W	5-2-0-0
8	10/16	@ WASHINGTON	3-2 W	6-2-0-0
9	10/19	@ N.Y. RANGERS	2-1 W	7-2-0-0
10	10/20	@ DETROIT	3-6 L	7-3-0-0
11	10/23	BOSTON	1-3 L	7-4-0-0
12	10/24	@ LOS ANGELES	3-4 L	7-5-0-0
13	10/28	NASHVILLE	3-2 W	8-5-0-0
14	10/30	PITTSBURGH	1-1 T	8-5-1-0
15	10/31	WASHINGTON	2-1 W	9-5-1-0
16	11/03	PHOENIX	6-3 W	10-5-1-0
17	11/05	PHILADELPHIA	1-3 L	10-6-1-0
18	11/06	DALLAS	2-1 W	11-6-1-0
19	11/09	@ VANCOUVER	4-4 T	11-6-2-0
20	11/10	@ CALGARY	3-4 L*	11-7-2-1
21	11/13	@ PHILADELPHIA	2-3 L	11-8-2-1
22	11/15	@ TORONTO	2-4 L	11-9-2-1
23	11/16	@ MONTREAL	4-1 W	12-9-2-1
24	11/18	@ OTTAWA	4-1 W	13-9-2-1
25	11/20	@ ST. LOUIS	1-1 T	13-9-3-1
26	11/23	MONTREAL	2-3 L*	13-10-3-2
27	11/27	@ LOS ANGELES	1-4 L	13-11-3-2
28	11/28	NEW JERSEY	4-3 W*	14-11-3-2
29	12/01	@ DETROIT	2-4 L	14-12-3-2
30	12/02	@ PITTSBURGH	5-2 W	15-12-3-2
31	12/04	@ ST. LOUIS	2-4 L	15-13-3-2
32	12/06	TAMPA BAY	3-3 T	15-13-4-2
33	12/08	COLORADO	4-2 W	16-13-4-2
34	12/10	ATLANTA	4-1 W	17-13-4-2
35	12/14	CHICAGO	2-5 L	17-14-4-2
36	12/19	@ PHOENIX	3-4 L	17-15-4-2
37	12/20	DETROIT	3-4 L	17-16-4-2
38	12/22	LOS ANGELES	2-1 W	18-16-4-2
39	12/26	ANAHEIM	0-1 L	18-17-4-2
40	12/27	@ DALLAS	3-1 W	19-17-4-2
41	12/30	@ ST. LOUIS	1-2 L*	19-18-4-3
42	01/01	@ NASHVILLE	2-3 L	19-19-4-3
43	01/02	@ CHICAGO	4-1 W	20-19-4-3
44	01/05	@ EDMONTON	1-1 T	20-19-5-3
45	01/08	FLORIDA	2-4 L	20-20-5-3
46	01/11	ST. LOUIS	2-5 L	20-21-5-3
47	01/15	LOS ANGELES	3-2 W*	21-21-5-3
48	01/17	@ CHICAGO	4-5 L*	21-22-5-4
49	01/19	@ COLORADO	0-0 T	21-22-6-4
50	01/22	ANAHEIM	4-3 W	22-22-6-4
51	01/23	@ PHOENIX	2-3 L*	22-23-6-5
52	01/25	COLORADO	3-4 L	22-24-6-5
53	01/28	@ VANCOUVER	1-4 L	22-25-6-5
54	01/29	N.Y. ISLANDERS	2-3 L*	22-26-6-5
55	02/01	PHOENIX	0-1 L*	22-27-6-7
56	02/03	@ COLORADO	3-3 T	22-27-7-7
57	02/08	@ TAMPA BAY	8-0 W	23-27-7-7
58	02/09	@ FLORIDA	1-4 L	23-28-7-7
59	02/11	@ ATLANTA	3-0 W	24-28-7-7
60	02/13	@ NEW JERSEY	1-3 L	24-29-7-7
61	02/15	@ N.Y. ISLANDERS	4-1 W	25-29-7-7
62	02/18	@ ANAHEIM	4-4 T	25-29-8-7
63	02/23	ST. LOUIS	1-4 L	25-30-8-7
64	02/26	LOS ANGELES	6-3 W	26-30-8-7
65	02/29	ANAHEIM	2-4 L	26-31-8-7
66	03/02	NASHVILLE	4-3 W	27-31-8-7
67	03/04	CAROLINA	2-5 L	27-32-8-7
68	03/06	N.Y. RANGERS	2-1 W	28-32-8-7
69	03/08	DETROIT	1-1 T	28-32-9-7
70	03/13	CALGARY	5-3 W	29-32-9-7
71	03/15	BUFFALO	6-5 W*	30-32-9-7
72	03/17	@ ANAHEIM	2-4 L	30-33-9-7
73	03/19	@ DALLAS	3-5 L	30-34-9-7
74	03/22	VANCOUVER	4-3 W	31-34-9-7
75	03/24	PHOENIX	5-1 W	32-34-9-7
76	03/27	EDMONTON	1-2 L	32-35-9-7
77	03/29	@ LOS ANGELES	1-1 T	32-35-10-7
78	04/01	@ CALGARY	0-3 L	32-36-10-7
79	04/03	@ EDMONTON	1-0 W	33-36-10-7
80	04/05	DALLAS	5-2 W	34-36-10-7
81	04/07	@ PHOENIX	3-1 W	35-36-10-7
82	04/09	VANCOUVER	2-5 L	35-37-10-7

* — OVERTIME

GOALTENDERS

NO	GOALTENDER	GP	MINS	AVG	W	L	T	EN	SO	GA	SA	SV %	G	A	PIM
35	*E. NABOKOV	11	414	2.17	2	2	1	2	1	15	166	.910	0	0	0
29	& MIKE VERNON	15	772	2.49	6	5	1	0	0	32	360	.911	0	0	0
31	STEVE SHIELDS	67	3797	2.56	27	30	8	3	4	162	1826	.911	0	1	29
	TOTALS	82	5004	2.57	35	37	10	5	5	214	2357	.909	0	1	29

* — ROOKIE & — TRADED

1998-99 SEASON REVIEW

SEASON HIGHLIGHTS

- Tied or set six club records, including most ties (18), lowest goals-against average (2.28), fewest goals against (191), short-handed goals against (4, T-1st in NHL), and shutouts (8).
- Winning percentage of .488 tied all-time mark set in 1993-94.
- Trade deadline acquisition **C Vincent Damphousse** scores 13 points (7-6=13) in 12 games with San Jose to help boost the Sharks into the Stanley Cup Playoffs for the second consecutive season.
- Sharks Head Coach **Darryl Sutter** becomes franchise's all-time winningest coach with his 56th win at Vancouver on March 3, surpassing **Kevin Constantine's** 55 wins.
- Sharks RW **Owen Nolan** becomes fifth team captain in franchise history, Oct. 28, 1998.

MAJOR TRANSACTIONS

- Acquired RW **Niklas Sundstrom** and a third round selection in the 2000 NHL Entry Draft from Tampa Bay in exchange for LW Shawn Burr, D Andrei Zyuzin, LW Steve Guolla and D Bill Houlder on Aug. 4, 1999.
- Acquired C **Vincent Damphousse** from Montreal in exchange for a fifth round selection in the 1999 NHL Entry Draft, a first round selection in the 2000 NHL Entry Draft and a second round selection in the 2001 NHL Entry Draft on March 23, 1999.
- Acquired D **Jeff Norton** from Florida in exchange for LW Alex Hicks and a fifth round selection in the 1999 NHL Entry Draft on Nov. 11, 1999.
- Acquired G **Johan Hedberg** from Philadelphia in exchange for a seventh round selection in the 1999 NHL Entry Draft on July 6, 1998.

PACIFIC DIVISION

	GP	W	L	T	GF	GA	PTS	P/CT
DALLAS (1)	82	51	19	12	236	168	114	.695
PHOENIX (4)	82	39	31	12	205	197	90	.549
ANAHEIM (6)	82	35	34	13	215	206	83	.506
SAN JOSE (7)	82	31	33	18	196	201	80	.488
LOS ANGELES (11)	82	32	45	5	189	222	69	.421

FINAL STATISTICS

P	NO	PLAYER	GP	G	A	PTS	PIM
L	39	JEFF FRIESE	78	22	35	57	42
C	25	V. DAMPHOUSSE (MTL)	65	12	24	36	46
		(SJ)	72	7	6	13	4
		(TOTAL)	177	19	30	49	50
R	17	JOE MURPHY	76	25	23	48	73
C	14	PATRICK MARLEAU	81	21	24	45	24
R	11	OWEN NOLAN	78	19	26	45	129
C	18	MIKE RICCI	82	13	26	39	68
L	19	MARCO STURM	78	16	22	38	52
D	2	BILL HOULDER	76	9	23	32	40
R	15	*ALEX KOROLYUK	55	12	18	30	26
R	37	STEPHANE MATTEAU	68	8	15	23	73
D	5	JEFF NORTON (FLA)	3	0	0	0	2
		(SJ)	69	4	18	22	42
		(TOTAL)	72	4	18	22	44
R	22	RONNIE STERN	78	7	9	16	158
L	26	DAVE LOWRY	61	6	9	15	24
D	40	MIKE RATHJE	82	5	9	14	36
L	32	MURRAY CRAVEN	43	4	10	14	18
D	10	M. RAGNARSSON	74	0	13	13	66
L	21	TONY GRANATO	35	6	6	12	54
D	3	BOB ROUSE	70	0	11	11	44
C	12	RON SUTTER	59	3	6	9	40
D	27	BRYAN MARCHMENT	59	2	6	8	101
D	4	ANDREI ZYUZIN	25	3	1	4	38
L	36	STEPHEN GUOLLA	14	2	2	4	6
D	42	*ANDY SUTTON	31	0	3	3	65
C	8	JARROD SKALDE	17	1	1	2	4
D	6	*SCOTT HANNAN	5	0	2	2	6
C	9	BERNIE NICHOLLS	10	0	2	2	4
R	33	BRANT MYHRES	30	1	0	1	116
C	13	JAMIE BAKER	1	0	1	1	0
L	7	SHAWN BURR	18	0	1	1	29
G	31	STEVE SHIELDS	37	0	1	1	6
R	25	MIKE CRAIG	1	0	0	0	0
D	20	GARY SUTER	1	0	0	0	0
G	30	SEAN GAUTHIER	1	0	0	0	0
D	23	*SHAWN HEINS	5	0	0	0	13
G	29	MIKE VERNON	49	0	0	0	8

GAME-BY-GAME RESULTS

GA	DATE	OPPONENT	RESULT	RECORD
1	10/9	@ CALGARY (TOKYO)	3-3 T	0-0-1
2	10/10	CALGARY (TOKYO)	3-5 L	0-1-1
3	10/18	BOSTON	0-3 L	0-2-1
4	10/20	@ PHILADELPHIA	1-3 L	0-3-1
5	10/22	@ CHICAGO	2-2 T	0-3-2
6	10/24	@ DALLAS	1-2 L	0-4-2
7	10/28	PHOENIX	2-4 L	0-5-2
8	10/29	@ COLORADO	2-4 L	0-6-2
9	10/31	TAMPA BAY	6-1 W	1-6-2
10	11/4	DALLAS	4-0 W	2-6-2
11	11/6	@ ANAHEIM	2-2 T	2-6-3
12	11/7	ST. LOUIS	2-2 T	2-6-4
13	11/10	NASHVILLE	2-4 L	2-7-4
14	11/12	CAROLINA	3-0 W	3-7-4
15	11/18	LOS ANGELES	5-4 W	4-7-4
16	11/20	PHOENIX	1-2 L*	4-8-4
17	11/21	N.Y. RANGERS	2-2 T	4-8-5
18	11/23	@ DALLAS	2-3 L	4-9-5
19	11/25	@ CAROLINA	0-3 L	4-10-5
20	11/27	@ ST. LOUIS	4-2 W	5-10-5
21	11/29	@ DETROIT	1-4 L	5-11-5
22	12/2	DALLAS	0-3 L	5-12-5
23	12/4	DETROIT	2-2 T	5-12-6
24	12/6	ANAHEIM	1-2 L	5-13-6
25	12/9	@ DALLAS	3-3 T	5-13-7
26	12/10	@ NASHVILLE	1-2 L	5-14-7
27	12/12	WASHINGTON	2-1 W	6-14-7
28	12/15	N.Y. ISLANDERS	0-1 L	6-15-7
29	12/17	NASHVILLE	3-1 W	7-15-7
30	12/19	COLORADO	2-1 W	8-15-7
31	12/23	@ EDMONTON	5-3 W	9-15-7
32	12/26	VANCOUVER	2-0 W	10-15-7
33	12/28	PHILADELPHIA	1-1 T	10-15-8
34	12/30	@ LOS ANGELES	1-5 L	10-16-8
35	1/2	@ N.Y. ISLANDERS	4-3 W*	11-16-8
36	1/4	@ N.Y. RANGERS	3-4 L	11-17-8
37	1/5	@ NEW JERSEY	3-3 T	11-17-9
38	1/7	@ NASHVILLE	4-3 W	12-17-9
39	1/9	BUFFALO	2-2 T	12-17-10
40	1/11	LOS ANGELES	4-0 W	13-17-10
41	1/13	DALLAS	1-2 L	13-18-10
42	1/15	PITTSBURGH	3-2 W	14-18-10
43	1/16	CALGARY	3-3 T	14-18-11
44	1/18	NEW JERSEY	3-1 W	15-18-11
45	1/21	EDMONTON	3-3 T	15-18-12
46	1/25	ST. LOUIS	0-3 L	15-19-12
47	1/30	@ COLORADO	0-5 L	15-20-12
48	2/1	CHICAGO	5-1 W	16-20-12
49	2/4	@ PHOENIX	1-3 L	16-21-12
50	2/6	@ LOS ANGELES	0-2 L	16-22-12
51	2/8	@ PHOENIX	3-0 W	17-22-12
52	2/10	@ CHICAGO	5-2 W	18-22-12
53	2/11	@ ST. LOUIS	5-1 W	19-22-12
54	2/13	@ TAMPA BAY	3-1 W	20-22-12
55	2/15	@ FLORIDA	2-2 T	20-22-13
56	2/17	@ DETROIT	1-3 L	20-23-13
57	2/19	@ BUFFALO	2-4 L	20-24-13
58	2/20	@ WASHINGTON	1-3 L	20-25-13
59	2/24	VANCOUVER	1-1 T	20-25-14
60	2/26	@ ANAHEIM	1-3 L	20-26-14
61	2/27	ANAHEIM	1-4 L	20-27-14
62	3/1	@ CALGARY	2-1 W	21-27-14
63	3/2	@ VANCOUVER	4-3 W	22-27-14
64	3/6	CHICAGO	0-4 L	22-28-14
65	3/9	PHOENIX	4-2 W	23-28-14
66	3/12	DETROIT	2-0 W	24-28-14
67	3/13	OTTAWA	3-2 W	25-28-14
68	3/17	FLORIDA	4-2 W	26-28-14
69	3/20	@ BOSTON	2-2 T	26-28-15
70	3/22	@ MONTREAL	1-1 T	26-28-16
71	3/24	@ TORONTO	8-5 W	27-28-16
72	3/26	@ OTTAWA	1-1 T	27-28-17
73	3/28	@ EDMONTON	2-5 L	27-29-17
74	3/31	COLORADO	2-0 L	27-30-17
75	4/2	@ VANCOUVER	7-3 W	28-30-17
76	4/3	VANCOUVER	5-2 W	29-30-17
77	4/6	@ PHOENIX	1-0 W	30-30-17
78	4/8	@ LOS ANGELES	2-3 L	30-31-17
79	4/9	@ ANAHEIM	4-1 W	31-31-17
80	4/12	EDMONTON	4-5 L*	31-32-17
81	4/16	LOS ANGELES	0-2 L	31-33-17
82	4/17	ANAHEIM	3-3 T	31-33-18

* — OVERTIME

GOALTENDERS

NO	GOALTENDER	GP	MINS	AVG	W	L	T	SO	GA
30	SEAN GAUTHIER	1	3	.00	0	0	0	0	0
31	STEVE SHIELDS	37	2162	2.22	15	11	8	4	80
29	MIKE VERNON	49	2831	2.27	16	22	10	4	107
	TOTALS	82	5016	2.28	31	33	18	8	191

* — ROOKIE

1997-98 SEASON REVIEW

SEASON HIGHLIGHTS

- Set a franchise record for most wins (34).
- Sharks qualify for the Stanley Cup Playoffs after a two-year absence.
- Posted a seven-game unbeaten streak, April 1-6 (4-0-3).
- LW **Jeff Friesen** (63 points) became the youngest NHL player (21 years old) ever to lead his team in scoring.
- Team posts second-highest point total ever (78) (34-38-10).

MAJOR TRANSACTIONS

- Acquired a first round selection (third overall, D Brad Stuart) and second round selection (29th overall, RW Jonathan Cheechoo) in the 1998 NHL Entry Draft from Nashville in exchange for San Jose's first round selection (second overall) and second round selection (85th overall) in the 1998 NHL Entry Draft.
- Acquired **G Steve Shields** and a fourth round selection in the 1998 NHL Entry Draft from Buffalo Sabres in exchange for G Kay Whitmore, a second round selection in 1998 (from Colorado) and future considerations on June 26, 1998.
- Acquired **D Bryan Marchment** and **D David Shaw** from Tampa Bay in exchange for LW Andrei Nazarov and Tampa Bay's option to swap first round picks in the 1998 NHL Entry Draft on March 24, 1998.
- Acquired **C Mike Ricci** and a second round selection in the 1998 NHL Entry Draft from Colorado in exchange for RW Sean Donovan and a first round selection in the 1998 NHL Entry Draft on Nov. 20, 1997.
- Acquired **G Mike Vernon** from Detroit in exchange for second round draft selections in the 1998 and 1999 NHL Entry Drafts on Aug. 18, 1997.
- Acquired LW **Stephane Matteau** from St. Louis in exchange for C Darren Turcotte on July 25, 1997.
- Acquired LW **Murray Craven** from Chicago in exchange for LW Petri Varis and a sixth round selection in the 1998 NHL Entry Draft on July 24, 1997.

PACIFIC DIVISION

	GP	W	L	T	GF	GA	PTS	P/CT
COLORADO (2)	82	39	26	17	231	205	95	.579
LOS ANGELES (5)	82	38	33	11	227	225	87	.530
EDMONTON (7)	82	35	37	10	215	224	80	.488
SAN JOSE (8)	82	34	38	10	210	216	78	.476
CALGARY (11)	82	26	41	15	217	252	67	.409
ANAHEIM (12)	82	26	43	13	205	261	65	.396
VANCOUVER (13)	82	25	43	14	224	273	64	.390

FINAL STATISTICS

	L	R	C	D	G	P	D	G	A	PTS	PIM

GAME-BY-GAME RESULTS

GA	DATE	OPPONENT	RESULT	RECORD
1	10/1	EDMONTON	3-5 L	0-1-0
2	10/4	CHICAGO	3-2 W	1-1-0
3	10/7	OTTAWA	0-1 L	1-2-0
4	10/9	@ COLORADO	2-3 L	1-3-0
5	10/11	BOSTON	5-2 W	2-3-0
6	10/13	PHILADELPHIA	2-3 L*	2-4-0
7	10/16	N.Y. ISLANDERS	2-5 L	2-5-0
8	10/19	@ PHOENIX	3-1 L	2-6-0
9	10/22	PITTSBURGH	2-5 L	2-7-0
10	10/25	@ NEW JERSEY	4-3 W	3-7-0
11	10/27	@ N.Y. ISLANDERS	2-1 W	4-7-0
12	10/29	@ DETROIT	3-4 L	4-8-0
13	10/31	@ CHICAGO	3-5 L	4-9-0
14	11/1	@ ST. LOUIS	0-2 L	4-10-0
15	11/4	TORONTO	0-0 T	4-10-1
16	11/7	MONTREAL	3-4 L	4-11-1
17	11/8	TAMPA BAY	3-1 W	5-11-1
18	11/10	@ ANAHEIM	6-4 W	6-11-1
19	11/12	VANCOUVER	2-5 L	6-12-1
20	11/13	@ LOS ANGELES	3-6 L	6-13-1
21	11/15	PHOENIX	2-3 L	6-14-1
22	11/18	ANAHEIM	4-2 W	7-14-1
23	11/20	@ PHILADELPHIA	3-0 W	8-14-1
24	11/22	@ WASHINGTON	5-2 W	9-14-1
25	11/24	@ MONTREAL	2-2 T	9-14-2
26	11/25	@ TORONTO	1-3 L	9-15-2
27	11/28	NEW JERSEY	2-4 L	9-16-2
28	11/30	@ EDMONTON	1-6 L	9-17-2
29	12/1	@ CALGARY	2-2 T*	9-18-2
30	12/4	@ VANCOUVER	3-2 W	10-18-2
31	12/10	WASHINGTON	3-3 T	10-18-3
32	12/12	@ DALLAS	1-0 W	11-18-3
33	12/14	@ CHICAGO	2-1 W	12-18-3
34	12/16	DETROIT	5-1 W	13-18-3
35	12/18	VANCOUVER	0-0 T	13-18-4
36	12/21	@ ANAHEIM	4-2 W	14-18-4
37	12/26	PHOENIX	0-4 L	14-19-4
38	12/29	@ TAMPA BAY	1-2 L	14-20-4
39	12/30	@ FLORIDA	2-2 T	14-20-5
40	1/1	@ DETROIT	4-1 W	15-20-5
41	1/3	@ BOSTON	0-3 L	15-21-5
42	1/6	ST. LOUIS	1-5 L	15-22-5
43	1/10	BUFFALO	5-2 W	16-22-5
44	1/12	DALLAS	1-3 L	16-23-5
45	1/14	LOS ANGELES	3-4 L	16-24-5
46	1/15	@ COLORADO	2-2 T	16-24-6
47	1/21	CALGARY	7-1 W	17-24-6
48	1/23	EDMONTON	3-2 W	18-24-6
49	1/24	FLORIDA	1-1 T	18-24-7
50	1/27	ANAHEIM	4-2 W	19-24-7
51	1/29	CHICAGO	0-3 L	19-25-7
52	1/31	COLORADO	5-2 W	20-25-7
53	2/2	N.Y. RANGERS	2-3 L	20-26-7
54	2/4	@ EDMONTON	3-0 W	21-26-7
55	2/7	@ CALGARY	2-4 L	21-27-7
56	2/7	@ VANCOUVER	3-6 L	21-28-7
57	2/26	ST. LOUIS	3-1 W	22-28-7
58	2/28	@ EDMONTON	1-4 L	22-29-7
59	3/3	CAROLINA	1-3 L	22-30-7
60	3/5	DETROIT	5-4 W	23-30-7
61	3/6	@ ANAHEIM	3-0 W	24-30-7
62	3/9	TORONTO	3-2 W	25-30-7
63	3/11	@ N.Y. RANGERS	1-3 L	25-31-7
64	3/12	@ BUFFALO	1-3 L	25-32-7
65	3/14	@ CAROLINA	2-1 W	26-32-7
66	3/16	LOS ANGELES	2-1 W	27-32-7
67	3/18	DALLAS	1-3 L	27-33-7
68	3/21	COLORADO	0-2 L	27-34-7
69	3/22	@ PHOENIX	1-3 L	27-35-7
70	3/24	LOS ANGELES	3-4 L	27-36-7
71	3/26	@ LOS ANGELES	5-2 W	28-36-7
72	3/28	@ DALLAS	4-1 W	29-36-7
73	3/30	@ ST. LOUIS	2-6 L	29-37-7
74	4/1	@ PITTSBURGH	3-2 W	30-37-7
75	4/2	@ OTTAWA	3-3 T	30-37-8
76	4/4	@ TORONTO	5-3 W	31-37-8
77	4/7	CALGARY	6-0 W	32-37-8
78	4/9	ANAHEIM	4-2 W	33-37-8
79	4/11	VANCOUVER	1-1 T	33-37-9
80	4/15	@ CALGARY	3-3 T	33-37-10
81	4/16	@ COLORADO	1-6 L	33-38-10
82	4/18	CALGARY	4-1 W	34-38-10

* — OVERTIME

GOALTENDERS

NO	GOALTENDER	GP	MINS	AVG	W	L	T	SO	GA
29	MIKE VERNON	62	3564	2.46	30	22	8	5	146
32	KELLY HRUDEY	28	1360	2.74	4	16	2	1	62
30	JASON MUZZATTI	1	27	4.44	0	0	0	0	2
TOTALS		82	4973	2.61	34	38	10	7	216

* — ROOKIE & — TRADED

1996-97 SEASON REVIEW

SEASON HIGHLIGHTS

- Sharks C **Bernie Nicholls** played in his NHL 1,000th game at St. Louis on Oct. 20.
- D **Todd Gill** named fourth team captain in franchise history on Dec. 3.
- Sharks achieve their 100th consecutive sellout on Dec. 17 as 17,442 see the Sharks play hosts to Toronto.
- The 47th NHL All-Star Game was played at San Jose Arena on Jan. 18. Sharks are represented by RW **Owen Nolan** and LW **Tony Granato**, who was selected as the commissioner's special selection for the Western Conference. Granato is named a starter on the Western Conference squad and Nolan recorded a hat trick.
- Granato** became the first player in franchise history to win a major postseason NHL award by receiving the Bill Masterton Memorial Trophy on June 21. The trophy is presented annually by the Professional Hockey Writers' Association to "the National Hockey League player who best exemplifies the qualities of perseverance, sportsmanship and dedication to hockey."

MAJOR TRANSACTIONS

- Acquired G **Ed Belfour** from Chicago in exchange for G Chris Terreri, RW **Ulf Dahlén** and D **Michal Sýkora** on Jan. 25, 1997.
- Signed **C Ron Sutter** on Oct. 12, 1996.
- Acquired D **Marty McSorley** from New York Rangers in exchange for D Jay More, C Brian Swanson and fourth round draft selection in 1998 on Aug. 20, 1996.
- Signed free agent LW **Tony Granato** on Aug. 15, 1996.
- Signed free agent C **Bernie Nicholls** on July 30, 1996.
- Signed free agent G **Kelly Hrudey** on July 18, 1996.
- Acquired Chicago's 1996 first round draft selection (21st overall, LW **Marco Sturm**) in exchange for two 1996 second round draft selections on June 22, 1996.
- Acquired D **Al Iafraite** from Boston in exchange for RW **Jeff Odgers** and fifth round draft selection in 1996 on June 21, 1996.
- Acquired D **Todd Gill** from Toronto in exchange for C **Jamie Baker** and fifth round draft selection in 1996 on June 14, 1996.
- Al Sims** named as head coach on June 6, 1996.

PACIFIC DIVISION

	GP	W	L	T	GF	GA	PIS	P/PT
COLORADO (1)	82	49	24	9	277	205	107	.652
ANAHEIM (4)	82	36	33	13	245	233	85	.518
EDMONTON (7)	82	36	37	9	252	247	81	.494
VANCOUVER (9)	82	35	40	7	257	273	77	.470
CALGARY (10)	82	32	41	9	214	239	73	.445
LOS ANGELES (12)	82	28	43	11	214	268	67	.409
SAN JOSE (13)	82	27	47	8	211	278	62	.378

FINAL STATISTICS

P	NO	PLAYER	GP	G	A	PTS	PIM
R	11	OWEN NOLAN	72	31	32	63	155
C	39	JEFF FRIESE	82	28	34	62	75
C	9	BERNIE NICHOLLS	65	12	33	45	63
L	25	VIKTOR KOZLOV	78	16	25	41	40
L	21	TONY GRANATO	76	25	15	40	159
C	8	DARREN TURCOTTE	65	16	21	37	16
L	62	ANDREI NAZAROV	60	12	15	27	222
L	17	"STEPHEN GUOLIA	43	13	8	21	14
D	23	TODD GILL	79	0	21	21	101
R	22	ULF DAHLÉN	43	8	11	19	8
D	4	GREG HANGCOCK	69	4	12	18	69
D	10	MARCUS RAGNARSSON	69	3	14	17	63
D	33	MARTY MCSORLEY	57	4	12	16	186
D	3	DOUG BODGER	81	1	15	16	64
R	42	SHEAN DONOVAN	73	9	6	15	42
D	43	AL IAFRAITE	38	6	16	15	91
C	12	RON SUTTER	78	5	7	12	65
L	22	BOB ERREY	36	1	2	3	27
		(DET)	30	3	6	9	20
		(TOTAL)	66	4	8	12	47
D	44	VLADIMIR KROUPA	31	2	6	8	12
D	40	MIKE RATHJE	31	0	8	8	21
D	6	MICHAEL SYKORA	35	2	7	5	59
C	16	DODDY WOOD	44	3	2	5	193
L	7	VILLE PELTONEN	28	2	3	5	0
R	18	CHRIS TANCILL	25	4	0	4	8
R	19	TIM HUNTER	46	0	4	4	135
L	14	RAY WHITNEY	12	0	2	2	4
R	36	TODD EWEN	51	0	2	2	162
D	5	"JASON WIDMER	2	0	1	1	0
C	15	"ALEXEI YEGOROV	2	0	1	1	0
C	28	JAIN FRASER	2	0	0	0	2
R	91	"JAN CALOUN	2	0	0	0	0
G	31	WADE FLAHERTY	7	0	0	0	0
D	26	CHRIS LIPUMA	8	0	0	0	22
G	20	ED BELFOUR	33	0	0	0	26
		(CHI)	13	0	0	0	8
		(SJ)	46	0	0	0	34
		(TOTAL)	48	0	0	0	0
G	32	KELLY HRUDEY	48	0	0	0	0
G	30	CHRIS TERRERI	22	0	0	0	0

GOALTENDERS

NO	GOALTENDER	GP	MIN	AVG	W	L	T	SO	GA
30	CHRIS TERRERI	22	1200	2.75	6	10	3	0	55
32	KELLY HRUDEY	48	2631	3.19	16	24	5	0	140
20	ED BELFOUR (CHI)	33	1966	2.69	11	15	6	1	88
	(SJ)	13	757	3.41	3	9	0	1	43
	(TOTAL)	46	2723	2.89	14	24	6	1	131
31	WADE FLAHERTY	7	359	5.18	2	4	0	0	31
	TOTALS	82	4970	3.36	27	47	8	1	278

* — ROOKIE

GAME-BY-GAME RESULTS

GA	DATE	OPPONENT	RESULT	RECORD
1	10/5	N.Y. ISLANDERS	2-2 T	0-0-1
2	10/6	@ LOS ANGELES	7-6 W*	1-0-1
3	10/8	@ COLORADO	0-6 L	1-1-1
4	10/10	@ PHOENIX	1-4 L	1-2-1
5	10/12	BOSTON	3-5 L	1-3-1
6	10/16	FLORIDA	3-3 T	1-3-2
7	10/18	@ ANAHEIM	4-1 W	2-3-2
8	10/20	@ ST. LOUIS	3-2 W	3-3-2
9	10/22	@ TORONTO	3-4 L	3-4-2
10	10/24	@ NEW JERSEY	1-3 L	3-5-2
11	10/26	@ NY ISLANDERS	2-2 T	3-5-3
12	10/27	@ CHICAGO	6-2 W	4-5-3
13	10/30	CALGARY	3-1 W	5-5-3
14	11/1	@ ANAHEIM	3-4 L	5-6-3
15	11/2	MONTREAL	4-3 W*	6-6-3
16	11/6	COLORADO	1-4 L	6-7-3
17	11/8	DALLAS	3-1 W	7-7-3
18	11/12	HARTFORD	3-4 L	7-8-3
19	11/15	@ DETROIT	1-5 L	7-9-3
20	11/16	@ PHILADELPHIA	2-2 T	7-9-4
21	11/18	@ BOSTON	2-4 L	7-10-4
22	11/21	DETROIT	1-6 L	7-11-4
23	11/23	ANAHEIM	0-3 L	7-12-4
24	11/27	CHICAGO	3-2 W	8-12-4
25	11/29	EDMONTON	2-4 L	8-13-4
26	12/1	@ ST. LOUIS	4-3 W	9-13-4
27	12/4	@ DALLAS	2-1 W	10-13-4
28	12/7	TAMPA BAY	3-4 L	10-14-4
29	12/11	WASHINGTON	3-2 W	11-14-4
30	12/13	PITTSBURGH	0-4 L	11-15-4
31	12/17	TORONTO	3-6 L	11-16-4
32	12/20	@ WASHINGTON	2-3 L	11-17-4
33	12/21	@ PITTSBURGH	1-3 L	11-18-4
34	12/23	@ DALLAS	2-1 W	12-18-4
35	12/26	VANCOUVER	6-1 W	13-18-4
36	12/28	@ EDMONTON	3-5 L	13-19-4
37	12/29	@ VANCOUVER	PPD TO 1/20/97	
38	1/2	@ CALGARY	5-1 W	14-19-4
39	1/2	PHILADELPHIA	1-4 L	14-20-4
40	1/4	CALGARY	3-4 L	14-21-4
41	1/7	BUFFALO	1-1 T	14-21-5
42	1/9	ST. LOUIS	3-4 L	14-22-5
43	1/11	@ EDMONTON	2-1 W	15-22-5
44	1/13	PHOENIX	5-4 W	16-22-5
45	1/20	@ VANCOUVER	1-6 L	16-23-5
46	1/22	LOS ANGELES	7-2 W	17-23-5
47	1/27	NEW JERSEY	1-3 L	17-24-5
48	1/29	@ VANCOUVER	2-5 L	17-25-5
49	1/30	@ EDMONTON	1-3 L	17-26-5
50	2/1	@ CALGARY	6-3 W	18-26-5
51	2/3	COLORADO	2-1 W	19-26-5
52	2/5	CHICAGO	2-4 L	19-27-5
53	2/8	LOS ANGELES	3-2 W	20-27-5
54	2/10	@ OTTAWA	3-3 T	20-27-6
55	2/12	@ MONTREAL	2-4 L	20-28-6
56	2/13	@ DETROIT	1-7 L	20-29-6
57	2/16	@ CHICAGO	3-7 L	20-30-6
58	2/18	@ BUFFALO	2-6 L	20-31-6
59	2/20	DALLAS	3-1 W	21-31-6
60	2/23	VANCOUVER	1-6 L	21-31-6
61	2/25	@ TAMPA BAY	3-4 L	21-32-6
62	2/28	@ FLORIDA	2-2 T	21-32-7
63	3/1	@ HARTFORD	3-2 W	22-32-7
64	3/3	@ TORONTO	2-3 L	22-33-7
65	3/6	@ N.Y. RANGERS	4-5 L*	22-34-7
66	3/9	OTTAWA	2-0 W	23-35-7
67	3/11	N.Y. RANGERS	1-2 L	23-36-7
68	3/14	ST. LOUIS	3-4 L	23-37-7
69	3/15	PHOENIX	1-4 L	23-38-7
70	3/19	DETROIT	4-7 L	23-39-7
71	3/20	@ CALGARY	2-4 L	23-40-7
72	3/22	@ VANCOUVER	2-1 W	24-40-7
73	3/24	@ LOS ANGELES	1-2 L	24-41-7
74	3/26	EDMONTON	1-5 L	24-42-7
75	3/28	TORONTO	1-2 L	24-43-7
76	4/1	EDMONTON	4-3 W	25-43-7
77	4/2	@ PHOENIX	1-7 L	25-44-7
78	4/4	ANAHEIM	5-5 T	25-44-8
79	4/7	COLORADO	7-6 W*	26-44-8
80	4/9	VANCOUVER	2-3 L	26-45-8
81	4/12	@ COLORADO	4-1 W	27-45-8
82	4/11	ANAHEIM	3-4 L	27-46-8
* — OVERTIME		@ LOS ANGELES	1-4 L	27-47-8

1995-96 SEASON REVIEW

SEASON HIGHLIGHTS

- **RW Owen Nolan** represented the Sharks at the 1995-96 NHL All-Star Game in Boston on Jan. 20, 1996.
- Rookie **C Alexei Yegorov** became the first Sharks player to record a hat trick in the first game which he has ever scored a goal, accomplishing the feat in Calgary on Feb. 20, 1996.
- On the third goal of his hat trick on Feb. 20, **Yegorov** also posted the 1,000th goal in Sharks history, assisted by **LW Viktor Kozlov** and **Nolan**.
- **D Marcus Ragnarsson** was a leading candidate for the Calder Memorial Trophy, presented annually to the NHL's top rookie.
- Sharks sold out all 41 home games.
- Owner **George Gund** received the prestigious Lester Patrick Trophy, awarded for outstanding service and contributions to hockey in the United States. Gund was one of three (Milt Schmidt and Ken Morrow) who were honored on May 1, 1996.

MAJOR TRANSACTIONS

- Acquired **C Darren Turcotte** and a second round selection in the 1996 NHL Entry Draft from Winnipeg in exchange for **C Craig Janney** on March 18, 1996.
- Acquired a second and fourth round selection in the 1996 NHL Entry Draft from Florida in exchange for **RW Ray Sheppard** on March 16, 1996.
- Named **Jim Wile** head coach and announced dismissal of Head Coach Kevin Constantine on Dec. 2, 1995.
- Acquired **D Doug Bodger** from Buffalo in exchange for **LW Vaclav Varada**, rights to **RW Martin Spanel**, Philadelphia's fourth round pick in 1996 NHL Entry Draft and one of Philadelphia's two first round selections in the 1996 NHL Entry Draft on Nov. 16, 1995.
- Acquired one of Philadelphia's two first round selections in 1996 NHL Entry Draft, Philadelphia's fourth round pick in 1996 NHL Entry Draft and rights to **RW Martin Spanel** in exchange for **RW Pat Falloon** on Nov. 16, 1995.
- Acquired **RW Owen Nolan** from Colorado in exchange for **D Sandis Ozolins**, Oct. 26, 1995.
- Acquired **RW Ray Sheppard** from Detroit in exchange for **C Igor Larionov**, Oct. 24, 1995.

PACIFIC DIVISION

	GP	W	L	T	GF	GA	PTS	P/PTCT
COLORADO (2)	82	47	25	10	326	240	104	.634
CALGARY (6)	82	34	37	11	241	240	79	.482
VANCOUVER (7)	82	32	35	15	278	278	79	.482
ANAHEIM (9)	82	35	39	8	234	247	78	.476
EDMONTON (10)	82	30	44	8	240	304	68	.415
LOS ANGELES (12)	82	24	40	18	256	302	66	.402
SAN JOSE (13)	82	20	55	7	252	357	47	.287

FINAL STATISTICS

P	NO	PLAYER	GP	G	A	PTS	PIM
R	11	OWEN NOLAN	(COL) 9	4	4	8	9
		(SJ) 72	29	32	61	137	46
		(TOTAL) 81	33	36	69	146	47
C	29	CRAIG JANNEY	71	13	49	62	26
L	39	JEFF FRIESEN	79	15	31	46	42
R	26	RAY SHEPPARD	51	27	19	46	10
C	9	DARREN TURCOTTE	(WPG) 59	16	16	32	26
		(SJ) 9	6	5	11	4	51
		(TOTAL) 68	22	21	43	30	52
R/L	8	KEVIN MILLER	68	22	20	42	41
L/C	14	RAY WHITNEY	60	17	24	41	16
D	33	MARCUS RAGNARSSON	71	8	31	39	42
C	13	JAMIE BAKER	77	16	17	33	79
R	22	ULF DAHLIN	59	16	12	28	27
D	3	DOUG BODGER	(BUF) 56	1	5	5	18
		(SJ) 57	4	19	23	50	57
		(TOTAL) 73	4	24	28	68	58
R	18	CHRIS TANCILL	45	7	16	23	20
R	42	SHEAN DONOVAN	74	13	7	8	21
D	38	MICHAEL SYKORA	79	4	16	20	54
D	34	YVES RACINE	(MTL) 25	0	3	3	26
		(SJ) 32	1	16	17	28	62
		(TOTAL) 57	1	19	20	54	63
L	25	*VIKTOR KOZLOV	62	6	13	19	6
R	36	JEFF ODGERS	78	12	4	16	192
L	23	ANDREI NAZAROV	7	7	7	14	62
L	37	*VILLE PELTONEN	31	2	11	13	14
R	43	*JAN CALOUN	11	8	3	11	0
C	16	*DODDY WOOD	32	3	6	9	138
D	4	JAY MORE	74	2	7	9	147
D	44	VLASTIMIL KROUPA	27	1	7	8	18
D	2	JIM KYTE	57	1	7	8	146
D	40	MIKE RATHJE	27	0	7	7	14
C	48	ALEXEI YEGOROV	9	3	2	5	2
D	41	TOM PEDERSEN	60	1	4	2	39
G	30	CHRIS TERRERI	(NJ) 46	0	0	0	0
		(SJ) 50	0	5	5	4	74
		(TOTAL) 50	0	5	5	4	75
R	21	DAVE BROWN	37	3	1	4	46
D	6	SANDIS OZOLINS	7	1	3	4	4
R	17	PAT FALLON	9	3	0	3	4
C	8	IGOR LARIONOV	4	1	1	2	0
D	28	SERGEI BAUTIN	1	0	0	0	0
G	29	*GEOFF SARJEANT	4	0	0	0	2
G	32	ARTURS IRBE	22	0	0	0	4
G	31	WADE FLAHERTY	24	0	0	0	0

* — ROOKIE

GAME-BY-GAME RESULTS

GA	DATE	OPPONENT	RESULT	RECORD
1	10/7	CHICAGO	3-4 L	0-1-0
2	10/12	BOSTON	6-6 T	0-1-1
3	10/14	VANCOUVER	6-7 L	0-2-1
4	10/17	@ TORONTO	2-7 L	0-3-1
5	10/19	@ WINNIPEG	3-3 T	0-3-2
6	10/22	@ EDMONTON	1-1 T	0-3-3
7	10/25	WINNIPEG	1-6 L	0-4-3
8	10/28	DALLAS	3-4 L	0-5-3
9	10/30	@ VANCOUVER	3-4 L	0-6-3
10	10/31	N.Y. RANGERS	3-5 L	0-7-3
11	11/2	NEW JERSEY	3-5 T	0-7-4
12	11/4	ST. LOUIS	7-3 W	1-7-4
13	11/7	@ HARTFORD	3-7 L	1-8-4
14	11/8	@ BUFFALO	2-7 L	1-9-4
15	11/10	PITTSBURGH	1-9 L	1-10-4
16	11/11	DETROIT	2-5 L	1-11-4
17	11/14	N.Y. ISLANDERS	3-5 L	1-12-4
18	11/16	@ ST. LOUIS	1-3 L	1-13-4
19	11/17	@ DALLAS	1-2 L	1-14-4
20	11/19	@ CHICAGO	3-2 W	2-14-4
21	11/21	@ WASHINGTON	2-3 L	2-15-4
22	11/22	@ DETROIT	2-5 L	2-16-4
23	11/25	VANCOUVER	7-2 W	3-16-4
24	11/29	CALGARY	3-5 L	3-17-4
25	12/1	@ VANCOUVER	2-7 L	3-18-4
26	12/2	WASHINGTON	5-3 W	4-18-4
27	12/5	@ COLORADO	2-12 L	4-19-4
28	12/7	WINNIPEG	5-3 W	5-19-4
29	12/9	EDMONTON	2-4 L	5-20-4
30	12/12	OTTAWA	2-1 W	6-20-4
31	12/14	TORONTO	6-21 L	6-21-4
32	12/16	@ ST. LOUIS	2-3 L	6-22-4
33	12/17	@ DALLAS	2-4 L	6-23-4
34	12/19	@ ANAHEIM	7-4 W	7-23-4
35	12/22	LOS ANGELES	4-3 W	8-23-4
36	12/26	COLORADO	1-5 L	8-24-4
37	12/29	@ ANAHEIM	2-4 L	8-25-4
38	1/3	PHILADELPHIA	1-3 L	8-26-4
39	1/5	LOS ANGELES	2-5 L	8-27-4
40	1/6	@ LOS ANGELES	5-7 L	8-28-4
41	1/8	FLORIDA	2-5 L	8-29-4
42	1/10	@ N.Y. RANGERS	4-7 L	8-30-4
43	1/11	@ NEW JERSEY	2-1 W	9-30-4
44	1/13	@ PITTSBURGH	10-8 W	10-30-4
45	1/16	@ FLORIDA	1-4 L	10-31-4
46	1/17	@ TAMPA BAY	4-6 L	10-32-4
47	1/24	@ DETROIT	2-4 L	10-33-4
48	1/25	@ CHICAGO	1-2 L	10-34-4
49	1/27	COLORADO	3-4 L*	10-35-4
50	1/30	HARTFORD	8-2 W	11-35-4
51	2/1	LOS ANGELES	6-6 T	11-35-5
52	2/3	CHICAGO	1-4 L	11-36-5
53	2/5	TORONTO	6-4 W	12-36-5
54	2/10	@ LOS ANGELES	6-1 W	13-36-5
55	2/12	@ MONTREAL	0-3 L	13-37-5
56	2/14	@ TORONTO	3-4 L	13-38-5
57	2/15	@ OTTAWA	2-2 T	13-38-6
58	2/17	@ N.Y. ISLANDERS	2-4 L	13-39-6
59	2/20	@ CALGARY	3-5 L	13-40-6
60	2/23	@ VANCOUVER	1-3 L	13-41-6
61	2/25	@ ANAHEIM	3-4 L	13-42-6
62	2/26	MONTREAL	7-4 W	14-42-6
63	3/1	TAMPA BAY	3-7 L	14-43-6
64	3/3	CALGARY	1-5 L	14-44-6
65	3/5	@ COLORADO	5-3 W	15-44-6
66	3/6	DALLAS	1-2 L	15-45-6
67	3/8	@ EDMONTON	2-4 L	15-46-6
68	3/10	BUFFALO	6-4 W	16-46-6
69	3/13	EDMONTON	3-8 L	16-47-6
70	3/15	ST. LOUIS	2-4 L	16-48-6
71	3/17	@ PHILADELPHIA	2-8 L	16-49-6
72	3/20	@ BOSTON	3-3 T	16-49-7
73	3/20	@ WINNIPEG	7-1 W	17-49-7
74	3/22	@ CALGARY	2-1 W*	18-49-7
75	3/28	COLORADO	3-8 L	18-50-7
76	3/31	ANAHEIM	2-4 L	18-51-7
77	4/2	DETROIT	6-3 W	19-51-7
78	4/4	EDMONTON	5-3 W	20-51-7
79	4/6	@ COLORADO	1-5 L	20-52-7
80	4/7	ANAHEIM	3-5 L	20-53-7
81	4/10	@ LOS ANGELES	2-6 L	20-54-7
82	4/12	CALGARY	0-6 L	20-55-7

* — OVERTIME

GOALTENDERS

NO	GOALTENDER	GP	MINS	AVG	W	L	T	SO	GA
30	CHRIS TERRERI (SJ)	46	2516	3.70	13	29	1	0	155
	(NJ)	4	210	2.57	3	0	0	0	9
	(TOTAL)	50	2726	3.61	16	29	1	0	164
32	ARTURS IRBE	22	1112	4.59	4	12	4	0	88
31	WADE FLAHERTY	24	1137	4.85	3	12	1	0	92
29	*GEOFF SARJEANT	4	171	4.91	0	2	1	0	140
	TOTALS	82	4959	4.32	20	55	7	0	357

1994-95 SEASON REVIEW

SEASON HIGHLIGHTS

- NHL season postponed from October 1994—January 1995 due to labor strife.
- San Jose opened the shortened season by winning five of their first six games.
- Sharks qualified for the playoffs as the Western Conference's No. 7 seed. They advanced to the Western Conference Semifinals for the second consecutive season after stunning Calgary in a dramatic double overtime Game Seven thriller.

MAJOR TRANSACTIONS

- Acquired a 1995 sixth round selection from Florida in exchange for LW Gaetan Duchesne, April 7, 1995.
- Acquired RW Kevin Miller from St. Louis in exchange for C Todd Elik, March 30, 1995.
- Acquired C Craig Janney and other considerations from St. Louis in exchange for D Jeff Norton, a fourth round selection in 1997 and future considerations, March 6, 1995.
- Acquired a 1998 fifth round selection and future considerations from Florida in exchange for LW Johan Garpenlov, March 3, 1995.
- Acquired a 1995 fifth round selection from Detroit in exchange for LW Bob Errey, Feb. 27, 1995.
- Acquired a 1997 fourth round selection from Chicago in exchange for G Jimmy Waite, Feb. 6, 1995.

PACIFIC DIVISION

	GP	W	L	T	GF	GA	PTS	P/PCT
CALGARY (3)	48	24	17	7	163	135	55	.573
VANCOUVER (6)	48	18	18	12	153	148	48	.500
SAN JOSE (7)	48	19	25	4	129	161	42	.438
LOS ANGELES (9)	48	16	23	9	142	174	41	.427
EDMONTON (11)	48	17	27	4	136	183	38	.396
ANAHEIM (12)	48	16	27	5	125	164	37	.385

FINAL STATISTICS

P	NO	PLAYER	GP	G	A	PTS	PIM
R	22	ULF DAHLEN	46	11	23	34	11
C	15	CRAIG JANNEY	(STL)	8	2	5	7
		(SJ)	27	5	15	20	10
		(TOTAL)	35	7	20	27	10
L	39	*JEFF FRIESEN	48	15	10	25	14
C	14	RAY WHITNEY	39	13	12	25	14
D	6	SANDIS OZOLINSH	48	9	16	25	30
R	24	SERGEI MAKAROV	43	10	14	24	40
C	7	IGOR LARIONOV	33	4	20	24	14
R	8	KEVIN MILLER	(STL)	15	2	5	7
		(SJ)	21	6	7	13	13
		(TOTAL)	36	8	12	20	13
R	17	PAT FALLOON	46	12	7	19	25
C	27	TODD ELIK	22	7	10	17	18
D	41	TOM PEDERSON	47	5	11	16	31
R	18	CHRIS TANCILL	26	3	11	14	10
C	13	JAMIE BAKER	43	7	4	11	22
D	8	JEFF NORTON	20	1	9	10	39
D	40	MIKE RATHJE	42	2	7	9	29
L	11	GAETAN DUCHESNE	33	2	7	9	16
L	23	*ANDREI NAZAROV	26	3	5	8	94
R	36	JEFF ODGERS	48	4	3	7	117
D	2	JIM KYTE	18	2	5	7	33
D	4	JAY MORE	45	0	6	6	71
D	3	ILYA BYAKIN	13	0	5	5	14
D	38	*MICHAL SYKORA	16	0	4	4	10
L	12	BOB ERREY	13	2	2	4	27
C	9	V. BOTSAYEV	6	2	0	2	0
L	47	*VIKTOR KOZLOV	16	2	0	2	2
C	16	*DODY WOOD	9	1	1	2	29
D	26	VLASTIMIL KROUPA	14	0	2	2	16
D	44	SHAWN CRONIN	29	0	2	2	61
L	10	JOHAN GARPENLOV	13	1	1	2	2
G	31	WADE FLAHERTY	18	0	1	1	0
R	42	*SHEAN DONOVAN	14	0	0	0	6
G	32	ARTURS IRBE	38	0	0	0	4

GAME-BY-GAME RESULTS

GA	DATE	OPPONENT	RESULT	RECORD
1	1/20	ST. LOUIS	2-5 L	0-1-0
2	1/21	TORONTO	3-2 W	1-1-0
3	1/25	WINNIPEG	4-0 W	2-1-0
4	1/28	DALLAS	3-2 W	3-1-0
5	1/30	CHICAGO	2-1 W	4-1-0
6	2/2	@ DALLAS	2-1 W	5-1-0
7	2/4	@ WINNIPEG	3-3 T	5-1-1
8	2/6	@ TORONTO	3-7 L	5-2-1
9	2/7	@ DETROIT	0-6 L	5-3-1
10	2/10	@ EDMONTON	1-5 L	5-4-1
11	2/11	@ VANCOUVER	1-1 T	5-4-2
12	2/15	VANCOUVER	3-1 W	6-4-2
13	2/17	@ LOS ANGELES	2-0 W	7-4-2
14	2/18	ANAHEIM	3-6 L	7-5-2
15	2/20	@ CHICAGO	2-3 L	7-6-2
16	2/22	@ ST. LOUIS	3-4 L	7-7-2
17	2/24	CALGARY	0-3 L	7-8-2
18	2/26	VANCOUVER	1-5 L	7-9-2
19	2/28	@ VANCOUVER	4-3 W	8-9-2
20	3/2	@ TORONTO	4-3 W	9-9-2
21	3/4	@ WINNIPEG	2-4 L	9-10-2
22	3/8	EDMONTON	2-5 L	9-11-2
--	3/10	DETROIT POSTPONED TO 4/5/95		
23	3/15	TORONTO	1-2 L	9-12-2
24	3/17	@ EDMONTON	3-5 L	9-13-2
25	3/19	@ CALGARY	5-3 W	10-13-2
26	3/21	CHICAGO	3-7 L	10-14-2
27	3/23	ANAHEIM	3-6 L	10-15-2
28	3/25	@ LOS ANGELES	3-1 W	11-15-2
29	3/26	LOS ANGELES	3-7 L	11-16-2
30	3/28	WINNIPEG	6-5 W*	12-16-2
31	3/31	@ ST. LOUIS	1-4 L	12-17-2
32	4/2	@ ANAHEIM	4-5 L	12-18-2
33	4/5	DETROIT	3-5 L	12-19-2
34	4/7	EDMONTON	5-0 W	13-19-2
35	4/9	@ EDMONTON	5-2 W	14-19-2
36	4/10	@ CALGARY	3-8 L	14-20-2
37	4/12	@ CHICAGO	3-2 W	15-20-2
38	4/13	@ DETROIT	0-3 L	15-21-2
39	4/16	LOS ANGELES	2-0 W	16-21-2
40	4/17	@ ANAHEIM	0-3 L	16-22-2
41	4/19	@ DALLAS	5-5 T	16-23-3
42	4/23	DETROIT	1-5 L	16-23-3
43	4/25	CALGARY	2-3 L	16-24-3
44	4/26	@ ANAHEIM	5-2 W	17-24-3
45	4/28	LOS ANGELES	4-0 W	18-24-3
46	4/30	ST. LOUIS	3-4 L	18-25-3
47	5/1	DALLAS	3-1 W	19-25-3
48	5/3	VANCOUVER	3-3 T	19-25-4

* — OVERTIME

GOALTENDERS

NO	GOALTENDER	GP	MINS	AVG	W	L	T	SO	GA
31	WADE FLAHERTY	18	852	3.10	5	6	1	1	44
32	ARTURS IRBE	38	2043	3.26	14	19	3	4	111
	TOTALS	48	2904	3.33	19	25	4	5	161

* — ROOKIE

1993-94 SEASON REVIEW

SEASON HIGHLIGHTS

- Sharks finished 33-35-16 (82 points) and make first playoff appearance in club history. This marks the greatest single-season turnaround in NHL history — 58 points better than 1992-93's output of 24 points (11-71-2).
- G Arturs Irbe** and **D Sandis Ozolinsh** participated in the NHL All-Star Game at New York's Madison Square Garden.
- Team recorded nine-game unbeaten streak (7-0-2).
- Rookie Head Coach **Kevin Constantine** finishes second in voting for Jack Adams Award (NHL Coach of the Year).
- Irbe** sets NHL record for most minutes played in a season (4,412).
- Team upsets first-seed Detroit in opening round of Stanley Cup Playoffs before falling to Toronto in seven games.
- RW Sergei Makarov** becomes the first 30-goal scorer in franchise history.

MAJOR TRANSACTIONS

- Acquired **D Jeff Norton** from N.Y. Islanders in exchange for 1994 a third round draft pick on June 20, 1993.
- Acquired **LW Gaetan Duchesne** from Dallas in exchange for 1994 a sixth round draft pick on June 20, 1993.
- Acquired **RW Ulf Dahlen** from Dallas in exchange for D Doug Zmolek and D Mike Lalor on March 19, 1994.
- Acquired **C Todd Elik** off waivers from Edmonton on Oct. 26, 1993.
- Signed free agents **C Jamie Baker** on Aug. 18, 1993 and **LW Bob Errey** on Aug. 17, 1993.

PACIFIC DIVISION

	GP	W	L	T	GF	GA	PTS
CALGARY (4)	84	42	29	13	302	256	97
VANCOUVER (7)	84	41	40	3	279	276	85
SAN JOSE (8)	84	33	35	16	252	265	82
ANAHEIM (9)	84	33	46	5	229	251	71
LOS ANGELES (10)	84	27	45	12	294	322	66
EDMONTON (11)	84	25	45	14	261	305	64

FINAL STATISTICS

P	NO	PLAYER	GP	G	A	PTS	PIM
R	22	ULF DAHLEN (DAL)	65	19	38	57	10
		(SJ)	13	6	6	12	0
		(TOTAL)	78	25	44	69	10
R	24	SERGEI MAKAROV	80	30	38	68	78
C	27	TODD ELIK (EDM)	4	0	0	0	6
		(SJ)	75	25	41	66	89
		(TOTAL)	79	25	41	66	95
D	6	SANDIS OZOLINSH	81	26	38	64	24
C	7	IGOR LARIONOV	60	18	38	56	40
R	17	PAT FALLOON	83	22	31	53	18
L	10	JOHAN GARPENLOV	80	18	35	53	28
L	14	RAY WHITNEY	61	14	26	40	14
D	8	JEFF NORTON	64	7	33	40	36
R	37	ROB GAUDREAU	84	15	20	35	28
L	12	BOB ERREY	64	12	18	30	126
L	11	GAETAN DUCHESNE	84	12	18	30	28
D	41	TOM PEDERSON	74	6	19	25	31
C	9	V. BUTSAYEV (PHI)	47	12	9	21	58
		(SJ)	12	0	2	2	10
		(TOTAL)	59	12	11	23	68
R	36	JEFF ODGERS	81	13	8	21	222
C	13	JAMIE BAKER	65	12	5	17	38
D	40	*MIKE RATHJE	47	1	9	10	59
C	33	DALE CRAIGWELL	58	3	6	9	16
D	4	JAY MORE	49	1	6	7	63
D	38	*MICHAL SYKORA	22	1	4	5	14
L	50	JAROSLAV OTEVREL	9	3	2	5	2
C	47	MIKE SULLIVAN	26	2	2	4	4
D	19	DOUG ZMOLEK	68	0	4	4	122
C	20	KIP MILLER	11	2	2	4	6
D	26	*VLASTIMIL KROUPA	27	1	3	4	20
D	2	ROB ZETTLER	42	0	3	3	65
D	44	SHAWN CRONIN	34	0	2	2	76
G	32	ARTURS IRBE	74	0	2	2	16
D	5	MIKE LALOR	23	0	2	2	8
C	43	JEFF MCLEAN	6	1	0	1	0
C	9	GARY EMMONS	3	1	0	1	0
C	27	DAVE CAPUANO	4	0	1	1	0
L	23	*ANDRI NNAZOROV	1	0	0	0	0
L	25	DAVE MALEY	19	0	0	0	30
R	15	DAVID BRUCE	2	0	0	0	0
G	29	JIM WAITE	15	0	0	0	6

GAME-BY-GAME RESULTS

GA	DATE	OPPONENT	RESULT	RECORD
1	10/06	@ EDMONTON	2-3 L	0-1-0
2	10/07	@ CALGARY	2-6 L	0-2-0
3	10/10	@ LOS ANGELES	2-5 L	0-3-0
4	10/14	CALGARY	1-2 L	0-4-0
5	10/16	BOSTON	1-1 T	0-4-1
6	10/19	ST. LOUIS	1-4 L	0-5-1
7	10/21	ST. LOUIS (@ SAC.)	2-5 L	0-6-1
8	10/23	VANCOUVER	4-6 L	0-7-1
9	10/24	@ VANCOUVER	2-3 L	0-8-1
10	10/26	EDMONTON	3-1 W	1-8-1
11	10/28	ANAHEIM	4-3 W	2-8-1
12	10/30	WASHINGTON	2-4 L	2-9-1
13	10/31	@ ANAHEIM	2-1 W*	3-9-1
14	11/2	PITTSBURGH	3-3 T	3-9-2
15	11/5	DALLAS	4-2 W	4-9-2
16	11/7	NEW JERSEY	1-2 L	4-10-2
17	11/9	TORONTO	2-2 T	4-10-3
18	11/11	@ DALLAS	0-4 L	4-11-3
19	11/13	@ NEW JERSEY	4-2 W	5-11-3
20	11/14	@ N.Y. RANGERS	3-3 T	5-11-4
21	11/16	@ WASHINGTON	2-1 W	6-11-4
22	11/18	@ BOSTON	1-3 L	6-12-4
23	11/20	@ HARTFORD	3-2 W	7-12-4
24	11/21	@ BUFFALO	5-6 L	7-13-4
25	11/23	DETROIT	6-4 W	8-13-4
26	11/26	@ ANAHEIM	4-3 W	9-13-4
27	11/27	ANAHEIM	1-0 W	10-13-4
28	12/3	WINNIPEG	3-3 T	10-13-5
29	12/5	FLORIDA	2-1 W	11-13-5
30	12/7	TAMPA BAY	1-3 L	11-14-5
31	12/11	@ DETROIT	3-5 L	11-15-5
32	12/12	@ CHICAGO	1-2 L	11-16-5
33	12/15	ST. LOUIS	1-3 L	11-17-5
34	12/17	@ EDMONTON	2-4 L	11-18-5
35	12/19	@ QUEBEC	5-7 L	11-19-5
36	12/22	@ TORONTO	2-2 T	11-19-6
37	12/23	@ CHICAGO	2-5 L	11-20-6
38	12/28	CALGARY	3-3 T	11-20-7
39	12/31	@ VANCOUVER	3-2 W	12-20-7
40	1/2/94	@ EDMONTON	4-4 T	12-20-8
41	1/4	MONTREAL	2-2 T	12-20-9
42	1/6	DETROIT	3-10 L	12-21-9
43	1/11	LOS ANGELES	2-2 T	12-21-10
44	1/12	@ ANAHEIM	5-2 W	13-21-10
45	1/15	HARTFORD	8-2 W	14-21-10
46	1/17	CALGARY	3-2 W	15-21-10
47	1/25	N.Y. RANGERS	15-22-10	
48	1/28	@ FLORIDA	3-3 T	15-22-11
49	1/29	@ TAMPA BAY	2-1 W	16-22-11
50	2/1	@ N.Y. ISLANDERS	4-5 L	16-23-11
51	2/3	@ PHILADELPHIA	3-2 W*	17-23-11
52	2/5	@ ST. LOUIS	3-4 L	17-24-11
53	2/6	@ DALLAS	7-1 W	18-24-11
54	2/8	CHICAGO (@SAC.)	4-3 W	19-24-11
55	2/11	CHICAGO	3-0 W	20-24-11
56	2/13	CHICAGO	1-0 W	21-24-11
57	2/15	PHILADELPHIA	4-6 L	21-25-11
58	2/17	QUEBEC	2-1 T	21-26-11
59	2/19	LOS ANGELES	4-3 W	22-26-11
60	2/21	DALLAS	3-6 L	22-27-11
61	2/23	@ MONTREAL	1-3 L	22-28-11
62	2/24	@ OTTAWA	4-6 L	22-29-11
63	2/26	@ DETROIT	0-2 L	22-30-11
64	2/28	@ WINNIPEG	3-3 T	22-30-12
65	3/3	EDMONTON	4-2 W	23-30-12
66	3/6	ANAHEIM	6-0 W	24-30-12
67	3/10	BUFFALO	4-4 T	24-30-13
68	3/18	N.Y. ISLANDERS	4-3 W	25-30-13
69	3/12	@ CALGARY	0-2 L	25-31-13
70	3/17	OTTAWA	1-2 L	25-32-13
71	3/19	@ LOS ANGELES	1-2 L	25-33-13
72	3/20	LOS ANGELES	6-6 T	25-33-14
73	3/22	@ PITTSBURGH	2-2 T	25-33-15
74	3/24	@ TORONTO	2-1 W	26-33-15
75	3/25	@ WINNIPEG	8-3 W	27-33-15
76	3/27	@ ST. LOUIS	4-3 W	28-33-15
77	3/29	WINNIPEG	9-4 W	29-33-15
78	3/31	TORONTO	5-3 W	30-33-15
79	4/2	VANCOUVER	7-4 W	31-33-15
80	4/5	@ LOS ANGELES	2-1 W	32-33-15
81	4/7	@ VANCOUVER	2-3 L	32-34-15
82	4/8	@ CALGARY	2-5 L	32-35-15
83	4/10	VANCOUVER	3-1 W	33-35-15
84	4/13	EDMONTON	2-2 T	33-35-16

* — OVERTIME

GOALTENDERS

NO	GOALTENDER	GP	MIN	AVG	W	L	T	SO	GA
32	ARTURS IRBE	74	4412	2.84	30	28	16	3	209
29	JIM WAITE	15	697	4.30	3	7	0	0	50
	TOTALS	84	5125	3.10	33	35	16	3	265

* — ROOKIE

1992-93 SEASON REVIEW

SEASON HIGHLIGHTS

- **G Arturs Irbe** records first shutout in team history. He blanks the Kings, 6-0, at the Cow Palace on Nov. 17.
- **RW Rob Gaudreau** scores 19 points (14-5=19) from Dec. 3-29 and is named NHL's December Rookie of the Month — the Sharks first League-wide award.
- **Gaudreau** recorded the first Sharks hat trick on Dec. 3 vs. Hartford.
- **C Kelly Kisio** represented San Jose at the NHL All-Star Game in Montreal, posting a goal and an assist for the Campbell Conference team.
- Sharks tied the NHL record for most consecutive losses (17) from Jan. 4 through Feb. 12.
- Sharks played last regular season game at the Cow Palace on April 10 vs. Los Angeles before moving to San Jose Arena for 1993-94.
- Sharks finished the season 11-71-2, establishing NHL record for most losses in single season.

MAJOR TRANSACTIONS

- Acquired **LW Michel Picard** from Hartford in exchange for future considerations on Oct. 9, 1992.
- Traded **LW Yvon Corriveau** to Hartford in exchange for future considerations originally acquired in Oct. 9, 1992 deal with Whalers (**LW Michel Picard**) on Jan. 21, 1993.
- Acquired **LW Yvon Corriveau** from Washington and **C Igor Larionov** from Vancouver in NHL Waiver Draft on Oct. 4, 1992.

SMYTHE DIVISION

	GP	W	L	T	GF	GA	PTS
VANCOUVER	84	46	29	9	346	278	101
CALGARY	84	43	30	11	322	282	97
LOS ANGELES	84	39	35	10	338	340	88
WINNIPEG	84	40	37	7	322	320	87
EDMONTON	84	26	50	8	242	337	60
SAN JOSE	84	11	71	2	218	414	24

FINAL STATISTICS

P	NO	PLAYER	GP	G	A	PTS	PIM
C	11	KELLY KISIO	78	26	52	78	90
L	10	JOHAN GARPENLOV	79	22	44	66	56
R	37	*ROB GAUDREAU	59	23	20	43	18
C	12	DEAN EWSON	84	12	19	31	132
R	17	PAT FALLON	41	14	28	12	43
R	36	JEFF DOGERS	66	12	15	27	253
D	6	*SANDIS OZOLINS	37	7	16	23	40
R	39	*ED COURTENAY	39	7	13	20	10
D	41	*TOM PEDERSON	44	7	13	20	31
D	24	DAUG WILSON	42	3	17	20	40
L	18	MARK PEDERSON	(PHI) (SJ) (TOTAL)	14 7 41	3 7 10	7 10 22	6 17 28
L	20	JOHN CARTER	55	7	9	16	81
D	19	*DOUG ZMOLEK	84	5	10	15	229
C	47	MIKE SULLIVAN	81	6	8	14	30
D	3	DAVID WILLIAMS	40	1	11	12	49
D	4	JAY MORE	73	5	6	11	179
C	14	*RAY WHITNEY	26	4	6	10	4
C	9	BRIAN LAWTON	21	2	8	10	12
L	11	YVON CORRIVEAU	20	3	7	10	0
L	14	DAVE SNUGGERUD	25	4	5	9	14
L	25	DAVID MALEY	(EDM) (SJ) (TOTAL)	13 4 50	1 1 3	2 6 9	29 126 155
C	27	HURBIE McDONOUGH	30	6	2	8	6
D	21	PETER AHOLA	(LA) (PIT) (SJ) (TOTAL)	8 22 20 50	1 1 2 3	6 14 5 16	36 14 15 65
L	8	LARRY DEPALMA	20	2	6	8	41
D	5	NEIL WILKINSON	59	1	7	8	96
C	26	PETRI SKRIKO	17	4	3	7	6
C	16	PERRY BEREZAN	28	3	4	7	28
D	28	*J-FRANCOIS QUINTIN	14	2	5	7	4
D	2	ROB ZETTLER	80	0	7	150	71
D	26	ROBIN BAWA	42	5	0	5	47
R	22	LYNDON BYERS	18	4	1	5	122
L	15	DAVID BRUCE	17	2	3	5	33
L	44	MICHEL PICARD	25	4	0	4	24
C	33	DALE CRAIGWELL	8	3	1	4	4
G	30	JON MORRIS	(NJ) (SJ) (TOTAL)	2 13 15	0 0 0	0 3 3	0 6 7
C	45	*DODDY WOOD	13	1	1	2	71
L	42	*JAROSLAV OVECHER	7	0	2	2	0
D	29	DEAN KOLSTAD	10	0	2	2	12
C	40	*MARK BEAUFAIT	5	1	0	1	0
D	45	*CLAUDIO SCREMINI	4	0	1	1	4
D	38	PAT MACLEOD	13	0	1	1	10
G	1	BRIAN HAYWARD	18	0	1	2	1
G	30	JEFF HACKETT	36	0	0	1	4
G	31	*WADE FLAHERTY	1	0	0	0	0
R	7	MIKHAIL KRAVETS	1	0	0	0	0
G	32	*ARTURS IRBE	36	0	0	0	10

GAME-BY-GAME RESULTS

GA	DATE	OPPONENT	RESULT	RECORD
1	10/8	WINNIPEG	4-3 W*	1-0-0
2	10/10	DETROIT	3-6 L	1-1-0
3	10/12	@ LOS ANGELES	1-2 L	1-2-0
4	10/15	BOSTON	2-8 L	1-3-0
5	10/17	CALGARY	2-6 L	1-4-0
6	10/21	@ MONTREAL	4-8 L	1-5-0
7	10/23	@ BUFFALO	4-5 L	1-6-0
8	10/24	@ TORONTO	1-5 L	1-7-0
9	10/26	@ ST. LOUIS	1-4 L	1-8-0
10	10/28	@ DETROIT	3-4 L	1-9-0
11	10/30	@ TAMPA BAY	2-1 W	2-9-0
12	11/1	@ CHICAGO	4-4 T	2-9-1
13	11/5	BUFFALO	7-5 W	3-9-1
14	11/7	NEW JERSEY	1-6 L	3-10-1
15	11/8	LOS ANGELES	4-11 L	3-11-1
16	11/10	@ VANCOUVER	2-6 L	3-12-1
17	11/12	EDMONTON	3-4 L	3-13-1
18	11/14	VANCOUVER	2-5 L	3-14-1
19	11/17	LOS ANGELES	6-0 W	4-14-1
20	11/19	TORONTO	0-2 L	4-15-1
21	11/21	CHICAGO	1-2 L	4-16-1
22	11/25	@ CALGARY	4-3 W*	5-16-1
23	11/27	@ WINNIPEG	2-3 L*	5-17-1
24	11/28	@ MINNESOTA	3-10 L	5-18-1
25	12/1	EDMONTON	1-3 L	5-19-1
26	12/3	HARTFORD	5-7 L	5-20-1
27	12/5	PITTSBURGH	4-9 L	5-21-1
28	12/9	@ VANCOUVER	3-8 L	5-22-1
29	12/10	ST. LOUIS	2-7 L	5-23-1
30	12/12	QUEBEC	7-8 L*	5-24-1
31	12/16	TAMPA BAY	4-5 L*	5-25-1
32	12/18	@ VANCOUVER	1-8 L	5-26-1
33	12/19	VANCOUVER	3-6 L	5-27-1
34	12/21	@ WINNIPEG	4-5 L	5-28-1
35	12/23	@ EDMONTON	2-4 L	5-29-1
36	12/26	LOS ANGELES	7-2 W	6-29-1
37	12/29	@ VANCOUVER	5-7 L	6-30-1
38	12/30	PHILADELPHIA	2-6 L	6-31-1
39	1/2	VANCOUVER	2-2 T	6-31-2
40	1/4	MONTREAL (@SAC.)	1-4 L	6-32-2
41	1/5	MONTREAL	1-2 L	6-33-2
42	1/8	@ TORONTO	1-3 L	6-34-2
43	1/10	@ OTTAWA	2-5 L	6-35-2
44	1/12	@ WINNIPEG	1-4 L	6-36-2
45	1/15	@ DETROIT	3-6 L	6-37-2
46	1/16	@ QUEBEC	1-4 L	6-38-2
47	1/18	@ BOSTON	3-4 L	6-39-2
48	1/21	@ HARTFORD	2-4 L	6-40-2
49	1/23	@ TAMPA BAY	1-5 L	6-41-2
50	1/25	LOS ANGELES	1-7 L	6-42-2
51	1/29	CHICAGO	2-4 L	6-43-2
52	1/30	CALGARY	4-5 L	6-44-2
53	2/1	TAMPA BAY	4-5 L	6-45-2
54	2/3	MINNESOTA	3-7 L	6-46-2
55	2/10	@ CALGARY	1-13 L	6-47-2
56	2/12	@ EDMONTON	0-6 L	6-48-2
57	2/14	@ WINNIPEG	3-2 W	7-48-2
58	2/16	WASHINGTON	3-4 L	7-49-2
59	2/18	WINNIPEG	5-3 W	8-49-2
60	2/20	N.Y. RANGERS	4-6 L	8-50-2
61	2/22	NYR (@SAC.)	0-4 L	8-51-2
62	2/23	CALGARY	3-6 L	8-52-2
63	2/25	TORONTO	0-5 L	8-53-2
64	2/27	@ CALGARY	4-4 L	8-54-2
65	2/28	@ EDMONTON	1-5 L	8-55-2
66	3/2	OTTAWA	3-2 W	9-55-2
67	3/7	EDMONTON	6-3 W	10-55-2
68	3/9	@ MINNESOTA	2-4 L	10-56-2
69	3/11	@ ST. LOUIS	2-5 L	10-57-2
70	3/14	DETROIT	1-8 L	10-58-2
71	3/16	N.Y. ISLANDERS	0-6 L	10-59-2
72	3/19	@ N.Y. RANGERS	1-4 L	10-60-2
73	3/21	@ WASHINGTON	3-5 L	10-61-2
74	3/23	@ PITTSBURGH	2-7 L	10-62-2
75	3/25	@ PHILADELPHIA	2-5 L	10-63-2
76	3/27	@ N.Y. ISLANDERS	3-7 L	10-64-2
77	3/29	@ NEW JERSEY	0-5 L	10-65-2
78	4/1	WINNIPEG	5-9 L	10-66-2
79	4/3	CALGARY	2-3 L*	10-67-2
80	4/4	CALGARY	3-4 L	10-68-2
81	4/6	EDMONTON	5-2 W	11-68-2
82	4/8	@ LOS ANGELES	1-2 L	11-69-2
83	4/10	LOS ANGELES	2-3 L*	11-70-2
84	4/15	@ CALGARY	3-7 L	11-71-2

* — OVERTIME

GOALTENDERS

NO	GOALTENDER	GP	MINS	AVG	W	L	T	SO	GA
32	*ARTURS IRBE	36	2074	4.11	7	26	0	1	142
31	*WADE FLAHERTY	1	60	5.00	0	1	0	0	5
30	JEFF HACKETT	36	2000	5.28	2	30	1	0	176
1	BRIAN HAYWARD	18	930	5.55	2	14	1	0	86
TOTALS		84	5077	4.89	11	71	2	1	414

* — ROOKIE

1991-92 SEASON REVIEW

SEASON HIGHLIGHTS

- Sharks record first-ever franchise victory in a 4-3 decision vs. Calgary on Oct. 8. **C Kelly Kisio** scored game-winner.
- Sharks record first road victory on Nov. 30 with 2-1 win at Calgary.
- **D Doug Wilson** becomes first Sharks player to represent San Jose in an NHL All-Star Game on Jan. 18.
- Sharks inaugural season interrupted from April 1-11 by first League-wide players strike.
- The Kansas City Blades, the Sharks International Hockey League development affiliate, capture the Turner Cup (IHL Championship) after recording professional hockey's best record in 1991-92 (56-22-4).

MAJOR TRANSACTIONS

- Acquired **D Doug Wilson** from Chicago in exchange for D Kerry Toporowski and a second round selection in 1992 NHL Entry Draft on Sept. 6, 1991.
- Acquired **C Dean Evason** from Hartford in exchange for D Dan Keczer on Oct. 2, 1991.
- Acquired **LW Johan Garpenlov** from Detroit in exchange for D Bob McGill and eighth round selection in 1992 NHL Entry Draft (acquired earlier from Vancouver), March 10, 1992.

SMYTHE DIVISION

	GP	W	L	T	GF	GA	PTS
VANCOUVER	80	42	26	12	285	250	96
LOS ANGELES	80	35	31	14	287	296	84
EDMONTON	80	36	34	10	295	297	82
WINNIPEG	80	33	32	15	251	244	81
CALGARY	80	37	37	12	296	305	74
SAN JOSE	80	17	58	5	219	359	39

FINAL STATISTICS

P	NO	PLAYER	GP	G	A	PTS	PIM
R	17	*PAT FALLON	79	25	34	59	16
L	19	BRIAN MULLEN	72	18	28	46	66
L	15	DAVID BRUCE	60	22	16	38	46
C	9	BRIAN LAWTON	59	15	22	37	42
C	11	KELLY KISIO	44	11	26	37	54
D	24	DOUG WILSON	48	9	19	28	26
D	3	*DAVID WILLIAMS	56	3	25	28	40
C	8	DEAN EVASON	74	11	15	26	99
R	7	WAYNE PRESLEY	47	8	14	22	76
C	16	PERRY BEREZAN	66	12	7	19	30
C	47	*MIKE SULLIVAN	64	8	11	19	15
D	5	NEIL WILKINSON	60	4	15	19	107
L	18	DAVE SNUGERUD (BUF)	55	3	15	18	36
		(SJ)	11	0	1	1	4
		(TOTAL)	66	3	16	19	40
D	4	*JAY MORE	46	4	13	17	85
L	14	STEVE BOZEK	58	8	8	16	27
L	33	*DALE CRAIGWELL	32	5	11	16	8
D	38	*PAT MACLEOD	37	5	11	16	4
L	22	PAUL FENTON	60	11	4	15	33
D	6	KEN HAMMOND	46	5	10	15	82
C	10	TONY HRKAC	22	2	10	12	4
L	10	JOHAN GARPENLOV (DET)	16	1	1	2	4
		(SJ)	12	5	6	11	4
		(TOTAL)	28	6	7	13	8
D	23	*LINK GAETZ	48	6	6	12	326
L	27	PERRY ANDERSON	48	4	8	12	143
R	36	*JEFF ODGERS	61	7	4	11	217
D	2	ROB ZETTLER	74	1	8	9	99
L	37	DON BARBER	11	0	3	3	4
		(WPG)	2	0	0	0	0
		(QUE)	12	1	3	4	2
		(SJ)	25	1	6	7	6
		(TOTAL)	15	1	6	7	6
L	28	*J.F. QUINTIN	8	3	0	3	0
D	25	BOB MCGILL	62	3	1	4	70
C	43	*RAY WHITNEY	2	0	3	3	0
L	21	CRAIG COXE	10	2	0	2	19
D	13	*RICK LESSARD	8	0	2	2	16
G	30	JEFF HACKETT	42	0	2	2	8
L	22	MIKE MCHUGH	8	1	0	1	14
C	16	MARK PAVELICH	2	0	1	1	4
L	44	KEVIN EVANS	5	0	1	1	25
G	32	*ARTURS IRBE	13	0	1	1	0
D	34	*MICHAEL COLMAN	15	0	1	1	32
G	35	JARMO MYLLYS	27	0	1	1	2
R	26	*PETER LAPPIN	1	0	0	0	0
R	40	MIKHAIL KRAVETS	1	0	0	0	0
G	31	*WADE FLAHERTY	3	0	0	0	0
L	20	JOHN CARTER	4	0	0	0	0
R	39	*ED COURTNEY	5	0	0	0	0
G	1	BRIAN HAYWARD	7	0	0	0	14
D	45	*CLAUDIO SCREMIN	13	0	0	0	25

* — ROOKIE

GAME-BY-GAME RESULTS

GA	DATE	OPPONENT	RESULT	RECORD
1	10/4	@VANCOUVER	3-4 L	0-1-0
2	10/5	VANCOUVER	2-5 L	0-2-0
3	10/8	CALGARY	4-3 W	1-2-0
4	10/10	WINNIPEG	4-5 L	1-3-0
5	10/12	@ST. LOUIS	3-6 L	1-4-0
6	10/13	@CHICAGO	3-7 L	1-5-0
7	10/16	@LOS ANGELES	5-8 L	1-6-0
8	10/17	MINNESOTA	2-8 L	1-7-0
9	10/19	BOSTON	1-4 L	1-8-0
10	10/23	@HARTFORD	0-3 L	1-9-0
11	10/25	@BUFFALO	1-3 L	1-10-0
12	10/26	@NEW JERSEY	0-9 L	1-11-0
13	10/29	@N.Y. ISLANDERS	4-8 L	1-12-0
14	10/31	@PHILADELPHIA	2-5 L	1-13-0
15	11/2	@QUEBEC	3-6 L	1-14-0
16	11/4	@TORONTO	1-4 L	1-15-0
17	11/8	EDMONTON	6-2 W	2-15-0
18	11/9	N.Y. ISLANDERS	4-3 W	3-15-0
19	11/12	BUFFALO	1-7 L	3-16-0
20	11/14	DETROIT	3-3 T	3-16-1
21	11/16	@VANCOUVER	0-1 L	3-17-1
22	11/19	LOS ANGELES	2-3 L*	3-18-1
23	11/22	TORONTO	1-3 L	3-19-1
24	11/23	@LOS ANGELES	4-6 L	3-20-1
25	11/26	VANCOUVER	4-1 W	4-20-1
26	11/29	@EDMONTON	4-4 T	4-20-2
27	11/30	@CALGARY	2-1 W	5-20-2
28	12/3	LOS ANGELES	3-2 W*	6-20-2
29	12/5	PITTSBURGH	0-8 L	6-21-2
30	12/8	@ EDMONTON	1-3 L	6-22-2
31	12/10	WINNIPEG	3-3 T	6-22-3
32	12/12	EDMONTON	6-3 W	7-22-3
33	12/14	MINNESOTA	2-3 L	7-23-3
34	12/16	@ N.Y. RANGERS	3-4 L*	7-24-3
35	12/17	@ PITTSBURGH	2-10 L	7-25-3
36	12/19	@ ST. LOUIS	0-4 L	7-26-3
37	12/21	QUEBEC	4-1 W	8-26-3
38	12/26	@LOS ANGELES	3-5 L	8-27-3
39	12/28	VANCOUVER	2-3 L	8-28-3
40	1/3	PHILADELPHIA	1-3 L	9-28-3
41	1/4	MONTREAL	0-1 L*	9-29-3
42	1/7	@VANCOUVER	1-4 L	9-30-3
43	1/8	@CALGARY	3-10 L	9-31-3
44	1/11	@MINNESOTA	4-7 L	9-32-3
45	1/12	@WINNIPEG	4-3 W	10-32-3
46	1/14	@LOS ANGELES	3-3 T	10-32-4
47	1/21	@ EDMONTON	2-9 L	10-33-4
48	1/24	CALGARY	2-3 L	10-34-4
49	1/25	EDMONTON	5-2 W	11-34-4
50	1/28	N.Y. RANGERS	2-4 L	11-35-4
51	1/30	ST. LOUIS	2-4 L	11-36-4
52	2/2	@WINNIPEG	0-6 L	11-37-4
53	2/4	HARTFORD	6-5 W	12-37-4
54	2/5	CHICAGO	5-2 W	13-37-4
55	2/9	@WASHINGTON	2-6 L	13-38-4
56	2/12	@MONTREAL	1-6 L	13-39-4
57	2/14	@BUFFALO	6-7 L	13-40-4
58	2/15	@DETROIT	1-11 L	13-41-4
59	2/18	WASHINGTON	2-4 L	13-42-4
60	2/21	VANCOUVER	3-5 L	13-43-4
61	2/23	CALGARY	2-4 L	13-44-4
62	2/26	QUEBEC	7-4 W	14-44-4
63	2/28	MONTREAL	3-3 T	14-45-4
64	3/1	PHILADELPHIA	0-1 L	14-46-4
65	3/4	LOS ANGELES	3-4 L	14-47-4
66	3/6	PITTSBURGH	3-7 L	14-48-4
67	3/8	TORONTO	4-1 W	15-47-5
68	3/10	@ CHICAGO	1-5 L	15-48-5
69	3/11	@ WINNIPEG	0-3 L	15-49-5
70	3/14	NEW JERSEY	3-2 W	16-49-5
71	3/17	DETROIT	4-5 L	16-50-5
72	3/19	@ CALGARY	1-3 L	16-51-5
73	3/21	@ HARTFORD	5-4 W	17-51-5
74	3/23	@ BOSTON	6-7 L	17-52-5
75	3/24	@ NEW JERSEY	3-4 L	17-53-5
76	3/26	@ N.Y. ISLANDERS	4-7 L	17-54-5
77	3/29	@ WINNIPEG	5-6 L	17-55-5
PLAY SUSPENDED 4/1 THRU 4/11 BECAUSE OF NHL PLAYERS' ASSOCIATION STRIKE				
78	4/12	@ EDMONTON	4-6 L	17-56-5
79	4/15	CALGARY	3-4 L	17-57-5
80	4/16	WINNIPEG	3-5 L	17-58-5
* — OVERTIME				

GOALTENDERS

NO	GOALTENDER	GP	MINS	AVG	W	L	T	SO	GA
30	JEFF HACKETT	42	2314	3.84	11	27	1	0	148
31	*WADE FLAHERTY	3	178	4.38	0	3	0	0	13
32	*ARTURS IRBE	13	645	4.47	2	6	3	0	48
1	BRIAN HAYWARD	7	305	4.92	1	4	0	0	25
35	JARMO MYLLYS	27	1374	5.02	3	18	1	0	115
TOTALS		80	4829	4.46	17	58	5	0	359

PLAYOFFS

Patrick Marleau has scored 24 playoff goals since 2004 — which is tied for second among all National Hockey League players.



2007-08 NHL PLAYOFF SUMMARY

CONFERENCE QUARTERFINALS

EASTERN CONFERENCE

SERIES A – Boston defeated Montreal, 4-3
 SERIES B – Pittsburgh defeated Ottawa, 4-0
 SERIES C – Philadelphia defeated Washington, 4-3
 SERIES D – N.Y. Rangers defeated New Jersey, 4-1

WESTERN CONFERENCE

SERIES E – Detroit defeated Nashville, 4-2
 SERIES F – **SAN JOSE DEFEATED CALGARY, 4-3**
 SERIES G – Colorado defeated Minnesota, 4-2
 SERIES H – Dallas defeated Anaheim, 4-2

CONFERENCE SEMIFINALS

EASTERN CONFERENCE

SERIES I – Philadelphia defeated Montreal, 4-1
 SERIES J – Pittsburgh defeated N.Y. Rangers, 4-1

WESTERN CONFERENCE

SERIES K – Detroit defeated Colorado, 4-0
 SERIES L – **DALLAS DEFEATED SAN JOSE, 4-2**

CONFERENCE FINALS

EASTERN CONFERENCE

SERIES M – Pittsburgh defeated Philadelphia, 4-1

WESTERN CONFERENCE

SERIES N – Detroit defeated Dallas, 4-2

STANLEY CUP FINALS

SERIES O – Detroit defeated Pittsburgh, 4-2

SHARKS 2008 PLAYOFF SCORING

POS	NO	PLAYER	GP	ATOI	G	A	PTS	+/-	PIM	PP	SH	GW	OT	S	PCTG
C	19	THORNTON	13	24:41	2	8	10	3	2	1	0	1	0	29	6.9
L	29	CLOWE	13	18:59	5	4	9	-2	12	2	0	0	0	41	12.2
C	8	PAVELSKI	13	22:02	5	4	9	3	0	2	0	3	1	44	11.4
C	12	MARLEAU	13	23:04	4	4	8	-2	2	0	2	0	0	45	8.9
R	14	CHEECHOO	13	18:21	4	4	8	3	4	0	0	1	0	34	11.8
D	51	CAMPBELL	13	29:19	1	6	7	3	4	0	0	0	0	22	4.5
D	52	RIVET	13	23:01	0	6	6	2	16	0	0	0	0	17	.0
C	27	ROENICK	12	14:30	2	3	5	0	2	1	0	0	0	20	10.0
D	10	EHRHOFF	10	23:03	0	5	5	1	14	0	0	0	0	9	.0
L	9	MICHALEK	13	17:33	4	0	4	5	4	1	0	1	0	23	17.4
C	17	*MITCHELL	13	14:00	1	2	3	-2	10	1	0	0	0	20	5.0
R	16	*SETOGUCHI	9	10:25	1	1	2	-2	2	0	0	0	0	12	8.3
D	3	MURRAY	13	18:08	1	1	2	0	2	0	0	0	0	19	5.3
D	18	CARLE	11	13:56	0	1	1	0	4	0	0	0	0	7	.0
R	25	GRIER	13	15:20	0	1	1	-2	2	0	0	0	0	22	.0
D	44	VLASIC	13	24:39	0	1	1	-2	0	0	0	0	0	15	.0
G	33	BOUCHER	1	2:08	0	0	0	0	0	0	0	0	0	0	.0
D	21	SEMOV	2	11:15	0	0	0	0	2	0	0	0	0	3	.0
C	11	GOC	4	8:02	0	0	0	1	2	0	0	0	0	5	.0
C	39	*PLIHAI	4	13:16	0	0	0	1	0	0	0	0	0	9	.0
D	4	MCLAREN	5	9:45	0	0	0	-2	6	0	0	0	0	0	.0
L	45	SHELLEY	6	3:15	0	0	0	-1	2	0	0	0	0	1	.0
C	37	BROWN	7	9:10	0	0	0	-2	4	0	0	0	0	5	.0
L	34	RISSMILLER	8	11:25	0	0	0	-3	4	0	0	0	0	13	.0
G	20	NABOKOV	13	65:36	0	0	0	0	0	0	0	0	0	0	.0

* — denotes rookie

NO	PLAYER	GP	MINS	AVG	W	L	EN	SO	GA	SV	PCT	G	A	PIM
33	BOUCHER	1	2	.00	0	0	1	0	0	0	.000	0	0	0
20	NABOKOV	13	858	2.18	6	7	0	1	31	333	.907	0	0	0
TOTALS		13	859	2.24	6	7	1	1	32	334	.904			

ALL-TIME SHARKS PLAYOFF SCORING

(CURRENT SHARKS PLAYERS IN **BOLD**)

RNK	POS	NO	PLAYER	GP	G	A	PTS	+/-	PIM	PP	SH	GW	OT	S	PGT	P/GM	S/GM
1	C	12,14	Patrick Marleau	86	35	24	59	-6	34	13	3	8	0	202	17.3	0.69	2.3
2	C	25	Vincent Damphousse	53	15	23	38	-6	68	5	3	3	0	119	12.6	0.72	2.2
3	R	14	Jonathan Cheechoo	52	15	18	33	7	28	3	0	3	0	141	10.6	0.63	2.7
4	C	18	Mike Ricci	59	14	19	33	8	26	4	0	2	0	77	18.2	0.56	1.3
5	C	19	Joe Thornton	35	5	25	30	1	24	2	0	2	0	75	6.7	0.86	2.1
6	R	11	Owen Nolan	40	15	12	27	-10	54	4	2	5	0	146	10.3	0.68	3.7
7	C	7	Igor Larionov	25	6	21	27	-5	12	0	0	0	0	46	13.0	1.08	1.8
8	D	2,40	Mike Rathje	71	9	14	23	-14	45	7	0	0	0	61	14.8	0.32	0.9
9	R	22	Ulf Dahlen	25	11	6	17	-16	0	6	0	2	1	55	20.0	0.68	2.2
10	R	24	Sergei Makarov	25	11	5	16	-1	8	3	0	2	0	34	32.4	0.64	1.4
11	L	17	Scott Thornton	41	10	5	15	4	42	0	0	1	0	76	13.2	0.37	1.9
12	R	9	Milan Michalek	33	9	6	15	12	16	2	0	2	0	73	12.3	0.45	2.2
13	L	29	Ryane Clowe	25	9	6	15	-5	29	2	0	1	0	55	16.4	0.60	2.2
14	C/L	19	Marco Sturm	38	6	9	15	-4	12	0	0	1	0	72	8.3	0.39	1.9
15	C/L	39,19	Jeff Friesen	34	5	10	15	-15	30	1	0	0	0	72	6.9	0.44	2.1
16	D	6	Sandis Ozolins	25	3	12	15	-10	14	1	0	0	0	38	7.9	0.60	1.5
17	D	44,10	Christian Ehrhoff	32	2	13	15	4	38	1	0	1	0	48	4.2	0.47	1.5
18	D	5,8	Jeff Norton	38	1	14	15	4	39	0	0	0	0	41	2.4	0.39	1.1
19	L/R	15,94	Alexander Korolyuk	34	6	8	14	-2	18	2	0	2	0	62	9.7	0.41	1.8
20	D	43,22	Scott Hannan	58	1	12	13	9	79	1	0	1	0	75	1.3	0.22	1.3
21	L/C	14	Ray Whitney	25	4	8	12	-7	10	0	0	1	1	31	12.9	0.48	1.2
22	R	24	Niklas Sundstrom	30	1	11	12	1	10	0	0	0	0	31	3.2	0.40	1.0
23	D	41	Tom Pederson	24	1	11	12	-20	10	0	1	0	0	48	2.1	0.50	2.0
24	D	7	Brad Stuart	46	3	8	11	-14	27	1	0	0	0	56	5.4	0.24	1.2
25	D	20	Gary Suter	25	2	9	11	-4	20	1	0	1	0	55	3.6	0.44	2.2
26	D	52	Craig Rivet	24	2	9	11	-3	34	1	0	0	0	38	5.3	0.46	1.6
27	C	8	Joe Pavelski	19	6	4	10	5	0	2	0	3	1	50	12.0	0.53	2.6
28	R	8	Teemu Selanne	18	5	5	10	-1	4	2	0	1	0	40	12.5	0.56	2.2
29	C	27	Todd Elik	14	5	5	10	-5	12	1	0	0	0	45	11.1	0.71	3.2
30	L	10	Johan Garpenlov	14	4	6	10	0	6	0	0	2	0	23	17.4	0.71	1.6
31	R	37,32	Stephane Matteau	35	2	8	10	-2	16	0	0	0	0	33	6.1	0.29	0.9
32	D	4	Kyle McLaren	43	0	10	10	-3	30	0	0	0	0	26	0.0	0.23	0.6
33	C	13	Jamie Baker	25	5	4	9	-8	42	0	0	2	0	33	15.2	0.36	1.3
34	D	25,18	Matt Carle	33	2	7	9	4	8	1	0	1	0	32	6.3	0.27	1.0
35	D	10,33	Marcus Ragnarsson	41	1	8	9	0	40	0	0	0	0	37	2.7	0.22	0.9
36	R	23	Nicholas Dimitrakos	15	1	8	9	2	8	0	0	1	1	22	4.5	0.60	1.5
37	C	57,11	Marcel Goc	31	3	5	8	5	6	0	0	1	0	31	9.7	0.26	1.0
38	D	42	Tom Preissing	22	1	7	8	0	4	0	0	0	0	25	4.0	0.36	1.1
39	R	17	Pat Falloon	25	4	3	7	-8	6	0	0	0	0	32	12.5	0.28	1.3
40	C	34	Patrick Rissmiller	30	3	4	7	-1	10	0	0	1	1	42	7.1	0.23	1.4
41	C	15	Craig Janney	11	3	4	7	-13	4	0	0	1	0	17	17.6	0.64	1.5
42	L	28	Nils Ekman	27	2	5	7	-4	16	1	0	0	0	53	3.8	0.26	2.0
43	R	26	Steve Bernier	22	1	6	7	6	10	1	0	1	0	29	3.4	0.32	1.3
44	D	51	Brian Campbell	13	1	6	7	3	4	0	0	0	0	22	4.5	0.54	1.7
45	D	2	Bill Houlder	12	4	2	6	2	6	3	0	0	0	16	25.0	0.50	1.3
46	D	27	Bryan Marchment	40	3	3	6	5	38	0	0	0	0	49	6.1	0.15	1.2
47	R/C	13,9	Todd Harvey	46	2	4	6	-2	30	1	0	0	0	35	5.7	0.13	0.8
48	D	4	Jay More	24	0	6	6	-4	38	0	0	0	0	16	0.0	0.25	0.7
49	L	12	Bob Errey	14	3	2	5	-3	10	1	0	0	0	12	25.0	0.36	0.9
50	R	25	Mike Grier	24	2	3	5	-1	29	0	0	0	0	53	3.8	0.21	2.2
51	R	27	Jeremy Roenick	12	2	3	5	0	2	1	0	0	0	20	10.0	0.42	1.7
52	R	15	John MacLean	6	2	3	5	1	4	1	0	0	0	18	11.1	0.83	3.0
53	L	11	Gaetan Duchesne	14	1	4	5	-2	12	0	0	0	0	17	5.9	0.36	1.2
54	R	17	Joe Murphy	12	1	4	5	-1	24	1	0	0	0	31	3.2	0.42	2.6
55	C	9	Bernie Nicholls	6	0	5	-2	8	0	0	0	0	0	6	0.0	0.83	1.0
56	C	16	Mark Smith	24	4	0	4	4	21	1	0	1	0	33	12.1	0.17	1.4
57	L	9	Adam Graves	12	3	1	4	-2	6	0	0	2	0	15	20.0	0.33	1.3
58	R	21	Tony Granato	23	2	2	4	0	20	0	0	0	0	27	7.4	0.17	1.2
59	C	10	Alyn McCauley	17	2	2	4	0	6	0	0	0	0	15	13.3	0.24	0.9
60	C	37	Curtis Brown	35	0	4	4	-6	24	0	0	0	0	38	0.0	0.11	1.1
61	C	12	Ron Sutter	24	1	2	3	-2	28	0	0	0	0	28	3.6	0.13	1.2
62	D	26,44	Vlastimil Kroupa	20	1	2	3	-11	25	0	0	1	0	9	11.1	0.15	0.5
63	L	15,26	Dave Lowry	19	1	2	3	0	24	0	0	0	0	10	10.0	0.16	0.5
64	C	15	Wayne Primeau	17	1	2	3	-7	4	0	0	0	0	28	3.6	0.18	1.6
65	C	17	Torrey Mitchell	13	1	2	3	-2	10	1	0	0	0	20	5.0	0.23	1.5
66	R	37	Rob Gaudreau	14	2	0	2	-1	0	1	1	0	0	14	14.3	0.14	1.0
67	R	36	Jeff Odgers	22	1	1	2	-2	34	0	0	0	0	11	9.1	0.09	0.5
68	D	41,3	Douglas Murray	13	1	1	2	0	2	0	0	0	0	19	5.3	0.15	1.5
69	L/R	18	Chris Tancill	11	1	1	2	-7	8	0	0	0	0	16	6.3	0.18	1.5
70	R	16	Devin Setoguchi	9	1	1	2	-2	2	0	0	0	0	12	8.3	0.22	1.3

ALL-TIME SHARKS PLAYOFF SCORING

CONTINUED

RNK	POS	NO	PLAYER	GP	G	A	PTS	+/-	PIM	PP	SH	GW	OT	S	PCTG	P/GM	S/GM
71	C/L	22	Murray Craven	6	1	1	2	-2	0	0	0	0	0	6	16.7	0.33	1.0
72	G	35,20	Evgeni Nabokov	59	0	2	2	0	6	0	0	0	0	0	0.0	0.03	0.0
73	D	44	Marc-Edouard Vlasic	24	0	2	2	3	2	0	0	0	0	18	0.0	0.08	0.8
74	D	2	Jim Kyte	11	0	2	2	-1	14	0	0	0	0	8	0.0	0.18	0.7
75	L	15	Ville Nieminen	11	0	2	2	-1	24	0	0	0	0	18	0.0	0.18	1.6
76	R	13	Bill Guerin	9	0	2	2	-3	12	0	0	0	0	22	0.0	0.22	2.4
77	D	5	Rob Davison	6	0	2	2	0	4	0	0	0	0	3	0.0	0.33	0.5
78	D	44	Shawn Cronin	23	1	0	1	-2	25	0	0	0	0	6	16.7	0.04	0.3
79	R	22	Ronnie Stern	9	1	0	1	-3	17	0	0	0	0	14	7.1	0.11	1.6
80	D	43	Al Iafrate	6	1	0	1	-4	10	1	0	0	0	10	10.0	0.17	1.7
81	D	20	Andrei Zyuzin	6	1	0	1	-2	14	0	0	1	1	6	16.7	0.17	1.0
82	D	6	Jason Marshall	17	0	1	1	1	25	0	0	0	0	13	0.0	0.06	0.8
83	D	6	Josh Gorges	11	0	1	1	-1	4	0	0	0	0	6	0.0	0.09	0.5
84	G	29	Mike Vernon	11	0	1	1	0	0	0	0	0	0	0	0.0	0.09	0.0
85	R	42	Shean Donovan	7	0	1	1	-3	6	0	0	0	0	7	0.0	0.14	1.0
86	G	32	Arturs Irbe	20	0	0	0	0	16	0	0	0	0	0	0.0	0.00	0.0
87	G	31	Steve Shields	13	0	0	0	0	0	0	0	0	0	0	0.0	0.00	0.0
88	G	35	Vesa Toskala	11	0	0	0	0	0	0	0	0	0	0	0.0	0.00	0.0
89	R	28	Matt Bradley	10	0	0	0	0	0	0	0	0	0	4	0.0	0.00	0.4
90	G	31	Wade Flaherty	7	0	0	0	0	0	0	0	0	0	0	0.0	0.00	0.0
91	L	28	Shawn Burr	6	0	0	0	-1	8	0	0	0	0	4	0.0	0.00	0.7
92	L	12	Bill Lindsay	6	0	0	0	0	16	0	0	0	0	4	0.0	0.00	0.7
93	L/R	8,12	Kevin Miller	6	0	0	0	-3	2	0	0	0	0	7	0.0	0.00	1.2
94	L	62,23	Andrei Nazarov	6	0	0	0	0	9	0	0	0	0	3	0.0	0.00	0.5
95	D	3	Bob Rouse	6	0	0	0	-1	6	0	0	0	0	4	0.0	0.00	0.7
96	L	45	Jody Shelley	6	0	0	0	-1	2	0	0	0	0	1	0.0	0.00	0.0
97	D	5	Jeff Jillson	4	0	0	0	0	0	0	0	0	0	2	0.0	0.00	0.2
98	G	37,34	Miikka Kiprusoff	4	0	0	0	0	0	0	0	0	0	0	0.0	0.00	0.0
99	L	7	Mark Bell	4	0	0	0	-2	2	0	0	0	0	2	0.0	0.00	0.5
100	L	39	Tomas Plhal	4	0	0	0	1	0	0	0	0	0	9	0.0	0.00	0.0
101	D	23	Shawn Heins	2	0	0	0	-1	0	0	0	0	0	2	0.0	0.00	0.5
102	G	29	Jim Waite	2	0	0	0	0	0	0	0	0	0	0	0.0	0.00	2.3
103	D	21	Jim Fahey	2	0	0	0	0	0	0	0	0	0	0	0.0	0.00	0.0
104	D	21	Alexei Semenov	2	0	0	0	0	2	0	0	0	0	3	0.0	0.00	0.0
105	G	32	Kelly Hrudey	1	0	0	0	0	0	0	0	0	0	0	0.0	0.00	0.0
106	G	33	Brian Boucher	1	0	0	0	0	0	0	0	0	0	0	0.0	0.00	0.0
TOTALS				297	502	799	1594	80	10	57	6	3169	9.4				

NO.	GOALTENDER	GPI	MINS	AVG	W	L	EN	SO	GA	SA	SPCT.	G	A	PIM	DECISIONS
33	Brian Boucher	1	2	0.00	0	0	1	0	0	0	.000	0	0	0	0
34	Miikka Kiprusoff	4	157	1.91	1	1	1	0	5	81	.938	0	0	0	2
35, 20	Evgeni Nabokov	59	3568	2.17	30	27	4	6	129	1556	.917	0	2	6	57
29	Mike Vernon	11	669	2.42	4	7	1	1	27	310	.913	0	1	0	11
35	Vesa Toskala	11	686	2.45	6	5	0	1	28	311	.910	0	0	0	11
32	Kelly Hrudey	1	20	3.00	0	0	0	0	1	6	.833	0	0	0	0
31	Steve Shields	13	756	3.33	5	8	1	0	42	359	.883	0	0	0	13
32	Arturs Irbe	20	1122	4.12	9	11	1	0	77	583	.868	0	0	16	20
31	Wade Flaherty	7	377	4.93	2	3	0	0	31	221	.860	0	0	0	5
TOTALS		5162	3.07	39	45	7	5	264	2480	.894	0	3	22	84	



Joe Pavelski scored the game-winner in overtime of Game Five in the 2008 Western Conference Semifinals vs. Dallas.

ALL-TIME SHARKS PLAYOFF LEADERS

PLAYERS CURRENTLY ON SHARKS ROSTER IN **BOLD**

GAMES PLAYED

1. Patrick Marleau	86
2. Mike Rathje	71
3. Evgeni Nabokov	59
Mike Ricci	59
5. Scott Hannan	58
6. Vincent Damphousse	53
7. Jonathan Cheechoo	52
8. Brad Stuart	46
Todd Harvey	46
10. Kyle McLaren	43

GOALS

1. Patrick Marleau	35
2. Jonathan Cheechoo	15
Vincent Damphousse	15
Owen Nolan	15
5. Mike Ricci	14
6. Ulf Dahlen	11
Sergei Makarov	11
8. Scott Thornton	10
9. Milan Michalek	9
Ryane Clowe	9
Mike Rathje	9

ASSISTS

1. Joe Thornton	25
2. Patrick Marleau	24
3. Vincent Damphousse	23
4. Igor Larionov	21
5. Mike Ricci	19
6. Jonathan Cheechoo	18
7. Mike Rathje	14
Jeff Norton	14
9. Christian Ehrhoff	13
10. Sandis Ozolinsh	12
Owen Nolan	12
Scott Hannan	12

POINTS

1. Patrick Marleau	59
2. Vincent Damphousse	38
3. Jonathan Cheechoo	33
Mike Ricci	33
5. Joe Thornton	30
6. Igor Larionov	27
Owen Nolan	27
8. Mike Rathje	23
9. Ulf Dahlen	17
10. Sergei Makarov	16

PLUS/MINUS

1. Milan Michalek	12
2. Scott Hannan	9
3. Mike Ricci	8
4. Jonathan Cheechoo	7
5. Steve Bernier	6
6. Joe Pavelski	5
Marcel Goc	5
Bryan Marchment	5
9. Five tied with	4

PENALTY MINUTES

1. Scott Hannan	79
2. Vincent Damphousse	68
3. Owen Nolan	54
4. Mike Rathje	45
5. Scott Thornton	42
Jamie Baker	42
7. Marcus Ragnarsson	40
8. Jeff Norton	39
9. Christian Ehrhoff	38
Bryan Marchment	38
Jay More	38

POWER PLAY GOALS

1. Patrick Marleau	13
2. Mike Rathje	7
3. Ulf Dahlen	6
4. Vincent Damphousse	5
5. Mike Ricci	4
Owen Nolan	4
7. Jonathan Cheechoo	3
Sergei Makarov	3
Bill Houlder	3
10. Six tied with	2

SHORT HANDED GOALS

1. Patrick Marleau	3
Vincent Damphousse	3
3. Owen Nolan	2
4. Tom Pederson	1
Rob Gaudreau	1

GAME WINNING GOALS

1. Patrick Marleau	8
2. Owen Nolan	5
3. Jonathan Cheechoo	3
Joe Pavelski	3
Vincent Damphousse	3
6. 9 are tied with	2

OVERTIME GOALS

1. Joe Pavelski	1
Patrick Rissmiller	1
Niko Dimitrakos	1
Ulf Dahlen	1
Ray Whitney	1
Andrei Zyuzin	1

SHOTS

1. Patrick Marleau	202
2. Owen Nolan	146
3. Jonathan Cheechoo	141
4. Vincent Damphousse	119
5. Mike Ricci	77
6. Scott Thornton	76
7. Joe Thornton	75
Scott Hannan	75
9. Milan Michalek	73
10. Marco Sturm	72
Jeff Friesen	72

SHOOTING PERCENTAGE

1. Sergei Makarov	32.4
2. Bill Houlder	25.0
Bob Errey	25.0
4. Adam Graves	20.0
Ulf Dahlen	20.0
6. Mike Ricci	18.2
7. Craig Janney	17.6
8. Johan Garpenlov	17.4
9. Patrick Marleau	17.3
10. Andrei Zyuzin	16.7
Shawn Cronin	16.7
Murray Craven	16.7



Vincent Damphousse

ALL-TIME SHARKS GOALTENDING LEADERS

PLAYERS CURRENTLY ON
SHARKS ROSTER IN **BOLD**

GAMES PLAYED

1. Evgeni Nabokov	59
2. Arturs Irbe	20
3. Steve Shields	13
4. Vesa Toskala	11
Mike Vernon	11
6. Wade Flaherty	7
7. Miikka Kiprusoff	4
8. Brian Boucher	1
Kelly Hrudey	1

MINUTES

1. Evgeni Nabokov	3568
2. Arturs Irbe	1122
3. Steve Shields	756
4. Vesa Toskala	686
5. Mike Vernon	669
6. Wade Flaherty	377
7. Miikka Kiprusoff	157
8. Kelly Hrudey	20
9. Brian Boucher	2

GOALS-AGAINST AVERAGE (Min. 3 GP)

1. Miikka Kiprusoff	1.91
2. Evgeni Nabokov	2.17
3. Mike Vernon	2.42
4. Vesa Toskala	2.45
5. Steve Shields	3.33
6. Arturs Irbe	4.12
7. Wade Flaherty	4.93

WINS

1. Evgeni Nabokov	30
2. Arturs Irbe	9
3. Vesa Toskala	6
4. Steve Shields	5
5. Mike Vernon	4
6. Wade Flaherty	2
7. Miikka Kiprusoff	1

DECISIONS

1. Evgeni Nabokov	57
2. Arturs Irbe	20
3. Steve Shields	13
4. Vesa Toskala	11
Mike Vernon	11
6. Wade Flaherty	5
7. Miikka Kiprusoff	2

EMPTY NET GOALS

1. Evgeni Nabokov	4
2. Brian Boucher	1
Miikka Kiprusoff	1
Arturs Irbe	1
Steve Shields	1
Mike Vernon	1



Steve Shields

SHUTOUTS

1. Evgeni Nabokov	6
2. Vesa Toskala	1
Mike Vernon	1

GOALS ALLOWED

1. Evgeni Nabokov	129
2. Arturs Irbe	77
3. Steve Shields	42
4. Wade Flaherty	31
5. Vesa Toskala	28
6. Mike Vernon	27
7. Miikka Kiprusoff	5
8. Kelly Hrudey	1

SHOTS AGAINST

1. Evgeni Nabokov	1556
2. Arturs Irbe	583
3. Steve Shields	359
4. Vesa Toskala	311
5. Mike Vernon	310

6. Wade Flaherty	221
7. Miikka Kiprusoff	81
8. Kelly Hrudey	6

SAVE PERCENTAGE (Min. 3 GP)

1. Miikka Kiprusoff	.938
2. Evgeni Nabokov	.917
3. Mike Vernon	.913
4. Vesa Toskala	.910
5. Steve Shields	.883
6. Arturs Irbe	.868
7. Wade Flaherty	.860

ASSISTS

1. Evgeni Nabokov	2
2. Mike Vernon	1

PENALTY MINUTES

1. Arturs Irbe	16
2. Evgeni Nabokov	6

SHARKS ALL-TIME PLAYOFF RECORD BY GAME OF A SERIES

GAME ONE

DATE	OPPONENT	ROUND	LOCATION	SCORE	OT	GWG	GOALTENDERS (S3/OPP)
4/18/94	Detroit	WQF	Joe Louis Arena	5-4 W	-	Kroupa	Irbe/Essensa
5/2/94	Toronto	WSF	Maple Leaf Gardens	3-2 W	-	Garpenlov	Irbe/Potvin
5/7/95	Calgary	WQF	Saddledome	5-4 W	-	Baker	Irbe/Tabaracci-KIDD
5/21/95	Detroit	WSF	Joe Louis Arena	0-6 L	-	Ciccarelli	Flaherty/Vernon
4/22/98	Dallas	WQF	Reunion Arena	1-4 L	-	Lind	Vernon/Belfour
4/24/99	Colorado	WQF	San Jose Arena	1-3 L	-	Ozolinish	Vernon/Roy
4/12/00	St. Louis	WQF	Kiel Center	3-5 L	-	Pronger	Shields/Turek
4/28/00	Dallas	WSF	Reunion Arena	0-4 L	-	Gavey	Shields/Belfour
4/12/01	St. Louis	WQF	Savvis Center	1-3 L	-	Young	Nabokov/Turek
4/12/02	Phoenix	WQF	Compaq Center	2-1 W	-	Marleau	Nabokov/Burke
5/1/02	Colorado	WSF	Pepsi Center	6-3 W	-	Marleau	Nabokov/Roy
4/08/04	St. Louis	WQF	HP Pavilion	1-0 W OT	9:16	Dimitrakos	Nabokov/Osgood
4/22/04	Colorado	WSF	HP Pavilion	5-2 W	-	Hannan	Nabokov/AEBISCHER-Salo
5/09/04	Calgary	WCF	HP Pavilion	3-4 L OT	18:43	Montador	Nabokov/Kiprusoff
4/21/06	Nashville	WQF	Gaylord Ent. Center	3-4 L	-	Hall	Toskala/Mason
5/7/06	Edmonton	WSF	HP Pavilion	2-1 W	-	Ehrhoff	Toskala/Roloson
4/11/07	Nashville	WQF	Nashville Arena	5-4 W 2OT	28:14	Rissmiller	Nabokov/Vokoun
4/26/07	Detroit	WSF	Joe Louis Arena	2-0 W	-	Carle	Nabokov/Hasek
4/9/08	Calgary	WQF	HP Pavilion	2-3 L	-	Yelle	Nabokov/Kiprusoff
4/25/08	Dallas	WSF	HP Pavilion	2-3 L OT	4:39	Morrow	Nabokov/Turco

All-Time Game One Record: 10-10

GAME TWO

DATE	OPPONENT	ROUND	LOCATION	SCORE	OT	GWG	GOALTENDERS (S3/OPP)
4/20/94	Detroit	WQF	Joe Louis Arena	0-4 L	-	Burr	Irbe/Osgood
4/4/94	Toronto	WSF	Maple Leaf Gardens	1-5 L	-	Gartner	Irbe/Potvin
5/9/95	Calgary	WQF	Saddledome	5-4 W OT	12:21	Dahlen	Irbe/Kidd
5/23/95	Detroit	WSF	Joe Louis Arena	2-6 L	-	Yzerman	Irbe/Vernon
4/24/98	Dallas	WQF	Reunion Arena	2-5 L	-	Verbeek	VERNON-Hrudey/Belfour
4/26/99	Colorado	WQF	San Jose Arena	1-2 L OT	7:53	Hejduk	Vernon/Roy
4/15/00	St. Louis	WQF	Kiel Center	4-2 W	-	Ricci	Shields/Turek
4/30/00	Dallas	WSF	Reunion Arena	0-1 L	-	Modano	Shields/Belfour
4/14/01	St. Louis	WQF	Savvis Center	1-0 W	-	Thornton	Nabokov/Turek
4/20/02	Phoenix	WQF	Compaq Center	1-3 L	-	Briere	Nabokov/Burke
5/4/02	Colorado	WSF	Pepsi Center	2-8 L	-	Forsberg	NABOKOV-Kiprusoff/Roy
4/10/04	St. Louis	WQF	HP Pavilion	3-1 W	-	Marleau	Nabokov-OSGOOD/Divis
4/24/04	Colorado	WSF	HP Pavilion	4-1 W	-	Marleau	Nabokov/Aebischer
5/11/04	Calgary	WCF	HP Pavilion	1-4 L	-	Donovan	Nabokov/Kiprusoff
4/23/06	Nashville	WQF	Gaylord Ent. Center	3-0 W	-	Cheechoo	Toskala/Mason
5/8/06	Edmonton	WSF	HP Pavilion	2-1 W	-	J. Thornton	Toskala/Roloson
4/13/07	Nashville	WQF	Nashville Arena	2-5 L	-	Dumont	Nabokov/Vokoun
4/28/07	Detroit	WSF	Joe Louis Arena	2-3 L	-	Datsyuk	Nabokov/Hasek
4/10/08	Calgary	WQF	HP Pavilion	2-0 W	-	Pavelski	Nabokov/Kiprusoff
4/27/08	Dallas	WSF	HP Pavilion	2-5 L	-	Modano	NABOKOV-Boucher/Turco

All-Time Game Two Record: 8-12

GAME THREE

DATE	OPPONENT	ROUND	LOCATION	SCORE	OT	GWG	GOALTENDERS (S3/OPP)
4/22/94	Detroit	WQF	San Jose Arena	2-3 L	-	Burr	Irbe/Osgood
5/6/94	Toronto	WSF	San Jose Arena	5-2 W	-	Dahlen	Irbe/POTVIN-Rhodes
5/11/95	Calgary	WQF	San Jose Arena	2-9 L	-	Sullivan	IRBE-Flaherty/Kidd
5/25/95	Detroit	WSF	San Jose Arena	2-6 L	-	S. Kozlov	Flaherty/Vernon
4/26/98	Dallas	WQF	San Jose Arena	4-1 W	-	Nolan	Vernon/BELFOUR-Fernandez
4/28/99	Colorado	WQF	McNichols Arena	4-2 W	-	Sturm	Vernon/Roy
4/17/00	St. Louis	WQF	San Jose Arena	2-1 W	-	Nolan	Shields/Turek
5/2/00	Dallas	WSF	San Jose Arena	2-1 W	-	Nolan	Shields/Belfour
4/16/01	St. Louis	WQF	Compaq Center	3-6 L	-	Drake	NABOKOV-Kiprusoff/Turek
4/22/02	Phoenix	WQF	America West Arena	4-1 W	-	Graves	Nabokov/Burke
5/6/02	Colorado	WSF	Compaq Center	6-4 W	-	Marleau	Nabokov/Roy
4/12/04	St. Louis	WQF	Savvis Center	1-4 L	-	Drake	Nabokov/Osgood
4/26/04	Colorado	WSF	Pepsi Center	1-0 W	-	Damphousse	Nabokov/Aebischer
5/13/04	Calgary	WCF	Pengrowth Saddledome	3-0 W	-	Damphousse	Nabokov/Kiprusoff
4/25/06	Nashville	WQF	HP Pavilion	4-1 W	-	Bernier	Toskala/Mason
5/10/06	Edmonton	WSF	Reall Place	2-3 L 3OT	42:24	Horcoff	Toskala/Roloson
4/16/07	Nashville	WQF	HP Pavilion	3-1 W	-	Clowe	Nabokov/Vokoun
4/30/07	Detroit	WSF	HP Pavilion	2-1 W	-	Cheechoo	Nabokov/Hasek
4/13/08	Calgary	WQF	Pengrowth Saddledome	3-4 L	-	Nolan	Nabokov/Kiprusoff/JOSEPH
4/29/08	Dallas	WSF	American Airlines Center	1-2 L OT	4:37	Norstrom	Nabokov/Turco

All-Time Game Three Record: 12-8

GAME FOUR

DATE	OPPONENT	ROUND	LOCATION	SCORE	OT	GWG	GOALTENDERS (S3/OPP)
4/23/94	Detroit	WQF	San Jose Arena	4-3 W	-	Makarov	Irbe/Osgood
5/8/94	Toronto	WSF	San Jose Arena	3-8 L	-	Clark	IRBE-Waite/Potvin
5/13/95	Calgary	WQF	San Jose Arena	4-6 L	-	Reichel	Irbe/Kidd
5/27/95	Detroit	WSF	San Jose Arena	2-6 L*	-	Brown	Flaherty/Kidd
4/28/98	Dallas	WQF	San Jose Arena	1-0 W OT	6:31	Zyuzin	Vernon/Belfour
4/30/99	Colorado	WQF	McNichols Arena	7-3 W	-	Korolyuk	Vernon/ROY-Billington
4/19/00	St. Louis	WQF	San Jose Arena	3-2 W	-	Suter	Shields/Turek
5/5/00	Dallas	WSF	San Jose Arena	5-4 L	-	Nieuwendyk	Shields/Belfour
4/17/01	St. Louis	WQF	Compaq Center	3-2 W	-	Nolan	Kiprusoff/Turek
4/24/02	Phoenix	WQF	America West Arena	2-1 W	-	Ricci	Nabokov/Burke
5/8/02	Colorado	WSF	Compaq Center	1-4 L	-	Sakic	Nabokov/Roy
4/13/04	St. Louis	WQF	Savvis Center	4-3 W	-	Korolyuk	Nabokov/Osgood
4/28/04	Colorado	WSF	Pepsi Center	0-1 L OT	5:15	Sakic	Nabokov/Aebischer
5/16/04	Calgary	WCF	Pengrowth Saddledome	4-1 W	-	Damphousse	Nabokov/KIPRUSOFF-Turek
4/27/06	Nashville	WQF	HP Pavilion	5-4 W	-	Marleau	Toskala/Mason
5/12/06	Edmonton	WSF	Rexall Place	3-6 L	-	J. Smith	Toskala/Roloson
4/18/07	Nashville	WQF	HP Pavilion	3-2 W	-	Michalek	Nabokov/Vokoun
5/2/07	Detroit	WSF	HP Pavilion	2-3 L OT	16:04	Schneider	Nabokov/Hasek
4/15/08	Calgary	WQF	Pengrowth Saddledome	3-2 W	-	Thornton	Nabokov/Kiprusoff
4/30/08	Dallas	WSF	American Airlines Center	2-1 W	-	Michalek	Nabokov/Turco

All-Time Game Four Record: 12-8

GAME FIVE

DATE	OPPONENT	ROUND	LOCATION	SCORE	OT	GWG	GOALTENDERS (S3/OPP)
4/26/94	Detroit	WQF	San Jose Arena	6-4 W	-	Garpenlov	Irbe/OSGOOD-Essensa
5/10/94	Toronto	WSF	San Jose Arena	5-2 W	-	Makarov	Irbe/Potvin
5/15/95	Calgary	WQF	Saddledome	0-5 L	-	Nieuwendyk	IRBE, Flaherty/Kidd
4/30/98	Dallas	WQF	Reunion Arena	2-3 L	-	Modano	Vernon/Belfour
5/1/99	Colorado	WQF	McNichols Arena	2-6 L	-	Sakic	Shields/Roy
4/21/00	St. Louis	WQF	Kiel Center	3-5 L	-	Pronger	Shields/Turek
5/7/00	Dallas	WSF	Reunion Arena	1-4 L*	-	Thornton	Shields/Belfour
4/19/01	St. Louis	WQF	Savvis Center	2-3 L OT	9:54	Salvador	Kiprusoff/Turek
4/26/02	Phoenix	WQF	Compaq Center	4-1 W*	-	Graves	Nabokov/Burke
5/11/02	Colorado	WSF	Pepsi Center	5-3 W	-	Selanne	Nabokov/Roy
4/15/04	St. Louis	WQF	HP Pavilion	3-1 W*	-	Smith	Nabokov/Osgood
5/01/04	Colorado	WSF	HP Pavilion	1-2 L OT	1:54	Sakic	Nabokov/Aebischer
5/17/04	Calgary	WCF	HP Pavilion	0-3 L	-	Iginla	Nabokov/Kiprusoff
4/30/06	Nashville	WQF	Gaylord Ent. Center	2-1 W*	-	Marleau	Toskala/Mason
5/14/06	Edmonton	WSF	HP Pavilion	3-6 L	-	Pisani	Toskala/Roloson
4/20/07	Nashville	WQF	Nashville Arena	3-2 W*	-	Marleau	Nabokov/Vokoun
5/5/07	Detroit	WSF	Joe Louis Arena	1-4 L	-	Datsyuk	Nabokov/Hasek
4/17/08	Calgary	WQF	HP Pavilion	4-3 W	-	Cheechoo	Nabokov/Kiprusoff
5/2/08	Dallas	WSF	HP Pavilion	3-2 W OT	1:05	Pavelski	Nabokov/Turco

All-Time Game Five Record: 9-10

GAME SIX

DATE	OPPONENT	ROUND	LOCATION	SCORE	OT	GWG	GOALTENDERS (S3/OPP)
4/28/94	Detroit	WQF	Joe Louis Arena	1-7 L	-	Chiasson	IRBE, Waite/Osgood
5/12/94	Toronto	WSF	Maple Leaf Gardens	2-3 L OT	8:53	Gartner	Irbe/Potvin
5/17/95	Calgary	WQF	San Jose Arena	5-3 W	-	Janney	Flaherty/Kidd
5/2/98	Dallas	WQF	San Jose Arena	2-3 L OT*	3:43	Keane	Vernon/Belfour
5/3/99	Colorado	WQF	San Jose Arena	2-3 L OT*	13:12	Hejduk	Vernon/Roy
4/23/00	St. Louis	WQF	San Jose Arena	2-6 L	-	Hecht	SHIELDS-Nabokov/Turek
4/21/01	St. Louis	WQF	Compaq Center	1-2 L*	-	Demitra	Nabokov/Turek
5/13/02	Colorado	WSF	Compaq Center	1-2 L OT	2:47	Forsberg	Nabokov/Roy
5/04/04	Colorado	WSF	Pepsi Center	3-1 W*	-	Goc	Nabokov/Aebischer
5/19/04	Calgary	WCF	Pengrowth Saddledome	1-3 L*	-	Gelinas	Nabokov/Kiprusoff
5/17/06	Edmonton	WSF	Rexall Place	0-2 L*	-	Peca	Toskala/Roloson
5/7/07	Detroit	WSF	HP Pavilion	0-2 L*	-	Samuelsson	Nabokov/Hasek
4/20/08	Calgary	WQF	Pengrowth Saddledome	0-2 L	-	Nolan	Nabokov/Kiprusoff
5/4/08	Dallas	WSF	American Airlines Center	1-2 L (4 OT)	69:03	Morrow	Nabokov/Turco

All-Time Game Six Record: 2-12

GAME SEVEN

DATE	OPPONENT	ROUND	LOCATION	SCORE	OT	GWG	GOALTENDERS (S3/OPP)
4/30/94	Detroit	WQF	Joe Louis Arena	3-2 W*	-	Baker	Irbe/Osgood
5/14/94	Toronto	WSF	Maple Leaf Gardens	2-4 L*	-	Osborne	Irbe/Potvin
5/19/95	Calgary	WQF	Saddledome	5-4 W (20T)*	21:54	Whitney	Flaherty/Kidd
4/25/00	St. Louis	WQF	Kiel Center	3-1 W*	-	Nolan	Shields/Turek
5/15/02	Colorado	WSF	Pepsi Center	0-1 L*	-	Forsberg	Nabokov/Roy
4/22/08	Calgary	WQF	HP Pavilion	5-3 W	-	Pavelski	Nabokov/KIPRUSOFF-Joseph

All-Time Game Seven Record: 4-2

WCF = Western Conference Finals

WSF = Western Conference Semifinals

GOALTENDER IN CAPS received the decision (win or loss)

WQF = Western Conference Quarterfinals

* = Series-clinching game

SHARKS ALL-TIME PLAYOFF RECORD

SERIES	WON	LOST	GP	W	L	GF	GA
20	9	11	119	57	62	297	357

SHARKS PLAYOFF RECORD BY TEAMS

CALGARY FLAMES

SERIES	WON	LOST	GP	W	L	GF	GA	PP	PK
2007-08 WQF	1	0	7	4	3	19	17	6/31	18/22
2003-04 WCF	0	1	6	2	4	12	16	3/25	21/23
1994-95 WQF	1	0	7	4	3	26	35	6/31	24/31
TOTALS	2	1	20	10	10	57	68	15/87	61/76

1994-95 WQF - San Jose defeated Calgary, 4-3

2003-04 WCF - Calgary defeated San Jose, 4-2

2007-08 WCF - San Jose defeated Calgary, 4-3

COLORADO AVALANCHE

SERIES	WON	LOST	GP	W	L	GF	GA	PP	PK
2003-04 WSF	1	0	6	4	2	14	7	4/25	24/27
2001-02 WSF	0	1	7	3	4	21	25	3/21	19/23
1998-99 WQF	0	1	6	2	4	17	19	7/41	35/42
TOTALS	1	2	19	9	10	52	51	14/87	78/92

1998-99 WQF - Colorado defeated San Jose, 4-2

2001-02 WSF - Colorado defeated San Jose, 4-3

2003-04 WSF - San Jose defeated Colorado, 4-2

DALLAS STARS

SERIES	WON	LOST	GP	W	L	GF	GA	PP	PK
2007-08 WSF	0	1	6	2	4	11	15	2/25	17/22
1999-00 WQF	0	1	5	1	4	7	15	4/28	16/21
1997-98 WSF	0	1	6	2	4	12	16	6/36	31/38
TOTALS	0	3	17	5	12	30	46	12/89	64/91

1997-98 WQF - Dallas defeated San Jose, 4-2

1999-00 WSF - Dallas defeated San Jose, 4-1

2007-08 WSF - Dallas defeated San Jose, 4-2

DETROIT RED WINGS

SERIES	WON	LOST	GP	W	L	GF	GA	PP	PK
2006-07 WSF	0	1	6	2	4	9	13	2/27	20/25
1994-95 WSF	0	1	4	0	4	6	24	3/17	9/15
1993-94 WQF	1	0	7	4	3	21	27	6/36	30/35
TOTALS	1	2	17	6	11	36	64	11/80	59/75

2006-07 WSF - Detroit defeated San Jose, 4-2

1994-95 WSF - Detroit defeated San Jose, 4-0

1993-94 WQF - San Jose defeated Detroit, 4-3

EDMONTON OILERS

SERIES	WON	LOST	GP	W	L	GF	GA	PP	PK
2005-06 WSF	0	1	6	2	4	12	19	2/35	24/29
TOTALS	0	1	6	2	4	12	19	2/35	24/29

2005-06 WSF - Edmonton defeated San Jose, 4-2

NASHVILLE PREDATORS

SERIES	WON	LOST	GP	W	L	GF	GA	PP	PK
2006-07 WQF	1	0	5	4	1	16	14	2/30	19/22
2005-06 WQF	1	0	5	4	1	17	10	9/37	26/34
TOTALS	2	0	10	8	2	33	24	11/67	45/56

2006-07 WQF - San Jose defeated Nashville, 4-1

2005-06 WQF - San Jose defeated Nashville, 4-1

PHOENIX COYOTES

SERIES	WON	LOST	GP	W	L	GF	GA	PP	PK
2001-02 WQF	1	0	5	4	1	13	7	2/24	24/25
TOTALS	1	0	5	4	1	13	7	2/24	24/25

2001-02 WQF - San Jose defeated Phoenix, 4-1

ST. LOUIS BLUES

SERIES	WON	LOST	GP	W	L	GF	GA	PP	PK
2003-04 WQF	1	0	5	4	1	12	9	3/31	23/24
2000-01 WQF	0	1	6	2	4	11	16	0/22	22/27
1999-00 WQF	1	0	7	4	3	20	22	6/35	31/39
TOTALS	2	1	18	10	8	43	47	9/88	76/90

SHARKS PLAYOFF RECORD BY TEAMS

CONTINUED

1999-00 WQF - San Jose defeated St. Louis, 4-3

2000-01 WQF - St. Louis defeated San Jose, 4-2

2002-03 WQF - San Jose defeated St. Louis, 4-1

TORONTO MAPLE LEAFS

SERIES	WON	LOST	GP	W	L	GF	GA	PP	PK
1993-94 WSF	0	1	7	3	4	21	26	3/38	18/26
TOTALS	0	1	7	3	4	21	26	3/38	18/26

1993-94 WSF - Toronto defeated San Jose, 4-3

WCF = Western Conference Finals

WQF = Western Conference Quarterfinals

WSF = Western Conference Semifinals

SHARKS OVERTIME PLAYOFF GAMES (20)

Record: 6-14

DATE	SERIES/ GAME #	VS.	SITE	GWG	TIME	SCORE	SERIES WINNER
5/12/94	WSF/6	TOR	Maple Leaf Gardens	Mike Gartner	8:53	2-3 L	Toronto 4-3
5/09/95	WQF/2	CGY	Saddledome	Ulf Dahlen	12:21	5-4 W	San Jose, 4-3
5/19/95	WQF/7	CGY	Saddledome	Ray Whitney	21:54 2OT	5-4 W	San Jose, 4-3
4/28/98	WQF/4	DAL	San Jose Arena	Andrei Zyuzin	6:31	1-0 W	Dallas, 4-2
5/02/98	WQF/6	DAL	San Jose Arena	Mike Keane	3:43	2-3 L	Dallas, 4-2
4/24/99	WQF/2	COL	San Jose Arena	Milan Hejduk	7:53	1-2 L	Colorado, 4-2
5/03/99	WQF/6	COL	San Jose Arena	Milan Hejduk	13:12	2-3 L	Colorado, 4-2
4/21/01	WQF/5	STL	Savvis Center	Bryce Salvador	9:54	2-3 L	St. Louis, 4-2
5/13/02	WSF/6	COL	Compaq Center	Peter Forsberg	2:47	1-2 L	Colorado, 4-3
4/08/04	WQF/1	STL	HP Pavilion	Niko Dimitrakos	9:16	1-0 W	San Jose, 4-1
4/28/04	WSF/4	COL	Pepsi Center	Joe Sakic	5:15	0-1 L	San Jose, 4-2
5/01/04	WSF/5	COL	HP Pavilion	Joe Sakic	1:54	1-2 L	San Jose, 4-2
5/09/04	WCF/1	CGY	HP Pavilion	Steve Montador	18:43	3-4 L	Calgary, 4-2
5/10/06	WSF/3	EDM	Rexall Place	Shawn Horcoff	42:24 3OT	2-3 L	Edmonton, 4-2
4/11/07	WQF/1	NSH	Nashville Arena	Patrick Rissmiller	28:14 2OT	5-4 W	San Jose, 4-1
5/2/07	WSF/4	DET	HP Pavilion	Mathieu Schneider	16:04	2-3 L	Detroit, 4-2
4/25/08	WSF/1	DAL	HP Pavilion	Brendan Morrow	4:39	2-3 L	Dallas, 4-2
4/29/08	WSF/3	DAL	American Airlines Center	Mattias Norstrom	4:37	1-2 L	Dallas, 4-2
5/2/08	WSF/5	DAL	HP Pavilion	Joe Pavelski	1:05	3-2 W	Dallas, 4-2
5/4/08	WSF/6	DAL	American Airlines Center	Brendan Morrow	69:03 4OT	1-2 L	Dallas, 4-2

SHARKS PLAYOFF HAT TRICKS (4)

DATE	SERIES/ GAME #	VS.	SITE	GWG	SCORE	SERIES WINNER
5/6/94	WSF/3	TOR	San Jose Arena	Ulf Dahlen	5-2 W	Toronto, 4-3
4/10/04	WQF/2	STL	HP Pavilion	Patrick Marleau	3-1 W	San Jose, 4-1
4/22/04	WSF/1	COL	HP Pavilion	Patrick Marleau	5-2 W	San Jose, 4-2
4/27/06	WQF/4	NSH	HP Pavilion	Patrick Marleau	5-4 W	San Jose, 4-1

OPPONENT PLAYOFF HAT TRICKS (4)

DATE	SERIES/ GAME #	VS.	SITE	GWG	SCORE	SERIES WINNER
5/11/95	WQF/3	CGY	San Jose Arena	Mike Sullivan	2-9 L	San Jose, 4-3
5/13/95	WQF/4	CGY	San Jose Arena	T. Fleury (4 G)	4-6 L	San Jose, 4-3
4/23/00	WQF/6	STL	San Jose Arena	Scott Young	2-6 L	San Jose, 4-3
4/12/04	WQF/3	STL	Savvis Center	Mike Sillinger	1-4 L	San Jose, 4-1

SHARKS PLAYOFF SHUTOUTS (8)

DATE	SERIES/ GAME #	VS.	SITE	GOALTENDER	SAVES	SCORE	SERIES WINNER
4/28/98	WQF/4	DAL	San Jose Arena	Mike Vernon	26	1-0 OT	Dallas, 4-2
4/14/01	WQF/2	STL	Savvis Center	Evgeni Nabokov	28	1-0	St. Louis, 4-2
4/09/04	WQF/1	STL	HP Pavilion	Evgeni Nabokov	26	1-0 OT	San Jose, 4-1
4/26/04	WSF/3	COL	Pepsi Center	Evgeni Nabokov	33	1-0	San Jose, 4-2
5/13/04	WCF/3	CGY	Pengrowth Saddledome	Evgeni Nabokov	34	3-0	Calgary, 4-2
4/23/06	WQF/2	NSH	Gaylord Ent. Center	Vesa Toskala	25	3-0	San Jose, 4-1
4/26/07	WSF/1	DET	Joe Louis Arena	Evgeni Nabokov	34	2-0	Detroit, 4-2
4/10/08	WQF/2	CGY	HP Pavilion	Evgeni Nabokov	21	2-0	San Jose, 4-3

OPPONENT PLAYOFF SHUTOUTS (11)

DATE	SERIES/ GAME #	VS.	SITE	GOALTENDER	SAVES	SCORE	SERIES WINNER
4/20/94	WQF/2	DET	Joe Louis Arena	Chris Osgood	22	0-4 L	San Jose, 4-3
5/15/95	WQF/5	CGY	Saddledome	Trevor Kidd	25	0-5 L	San Jose, 4-3
5/21/95	WSF/1	DET	Joe Louis Arena	Mike Vernon	15	0-6 L	Detroit, 4-0
4/28/00	WSF/1	DAL	Reunion Arena	Ed Belfour	18	0-4 L	Dallas, 4-2
4/30/00	WSF/2	DAL	Reunion Arena	Ed Belfour	19	0-1 L	Dallas, 4-2
5/15/02	WSF/6	COL	Pepsi Center	Patrick Roy	27	0-1 L	Colorado, 4-3
4/28/04	WSF/4	COL	Pepsi Center	David Aebischer	27	0-1 L OT	San Jose, 4-2
5/15/04	WCF/5	CGY	HP Pavilion	Miikka Kiprusoff	19	0-3 L	Calgary, 4-2
5/17/06	WSF/6	EDM	Rexall Place	Dwayne Roloson	24	0-2 L	Edmonton, 4-2
5/7/07	WSF/6	DET	HP Pavilion	Dominik Hasek	28	0-2 L	Detroit, 4-2
4/20/08	WQF/6	CGY	Pengrowth Saddledome	Miikka Kiprusoff	21	0-2 L	San Jose, 4-3

SHARKS PLAYOFF SCORING LEADERS BY YEAR

YEAR	GOALS	ASSISTS	POINTS	PIM
2007-08	Ryane Clowe (5) Joe Pavelski	Joe Thornton (8)	Joe Thornton (10)	Craig Rivet (16)
2006-07	Ryane Clowe (4) Milan Michalek	Joe Thornton (10)	Joe Thornton (11)	Scott Hannan (33)
2005-06	Patrick Marleau (9)	Joe Thornton (7)	Patrick Marleau (14)	Ville Nieminen (24)
2003-04	Patrick Marleau (8)	Niko Dimitrakos (8)	V. Damphousse (14)	Jason Marshall (25)
2001-02	Patrick Marleau (6) Owen Nolan	Mike Ricci (6) V. Damphousse Niklas Sundstrom	Patrick Marleau (11) Todd Harvey	V. Damphousse (12) Scott Hannan Marcus Ragnarsson
2000-01	Scott Thornton (3)	Stephane Matteau (3) Mike Ricci Niklas Sundstrom	Stephane Matteau (4)	Bill Lindsay (16)
1999-00	Owen Nolan (8)	V. Damphousse (7)	Owen Nolan (10)	V. Damphousse (16)
1998-99	V. Damphousse (2) Bill Houlder	Jeff Norton (7)	Jeff Norton (7)	Jeff Friesen (14)
1997-98	John MacLean (2) Owen Nolan	Bernie Nicholls (5)	John MacLean (5) Bernie Nicholls	Owen Nolan (26)
1994-95	Ulf Dahlen (5) Mike Rathje	Igor Larionov (8)	Ulf Dahlen (9) Igor Larionov	Jeff Odgers (23)
1993-94	Sergei Makarov (8)	Igor Larionov (13)	Igor Larionov (18)	Jay More (32)

SHARKS PLAYOFF GOALTENDING LEADERS BY YEAR

YEAR	GAMES PLAYED	DECISIONS	WINS	SAVES
2007-08	Evgeni Nabokov (13)	Evgeni Nabokov (13)	Evgeni Nabokov (6)	Evgeni Nabokov (333)
2006-07	Evgeni Nabokov (11)	Evgeni Nabokov (11)	Evgeni Nabokov (6)	Evgeni Nabokov (323)
2005-06	Vesa Toskala (11)	Vesa Toskala (11)	Vesa Toskala (6)	Vesa Toskala (311)
2003-04	Evgeni Nabokov (17)	Evgeni Nabokov (17)	Evgeni Nabokov (10)	Evgeni Nabokov (431)
2001-02	Evgeni Nabokov (12)	Evgeni Nabokov (12)	Evgeni Nabokov (7)	Evgeni Nabokov (291)
2000-01	Evgeni Nabokov (4)	Evgeni Nabokov (4)	Evgeni Nabokov (1) Miikka Kiprusoff	Evgeni Nabokov (93)
1999-00	Steve Shields (12)	Steve Shields (12)	Steve Shields (5)	Steve Shields (287)
1998-99	Mike Vernon (5)	Mike Vernon (5)	Mike Vernon (2)	Mike Vernon (172)
1997-98	Mike Vernon (6)	Mike Vernon (6)	Mike Vernon (2)	Mike Vernon (124)
1994-95	Wade Flaherty (7)	Arturs Irbe (6)	Wade Flaherty (2) Arturs Irbe	Wade Flaherty (190)
1993-94	Arturs Irbe (14)	Arturs Irbe (14)	Arturs Irbe (7)	Arturs Irbe (349)

SHARKS ALL-TIME PLAYOFF SPECIAL TEAMS

YEAR		PP	PCT.	RANK	PK	PCT.	RANK
2007-08	Overall	8/56	14.3%	12th NHL	33/44	75.0%	14th NHL
	Home	5/31	16.1%	11th NHL	19/26	73.1%	13th NHL
	Road	3/25	12.0%	12th NHL	14/18	77.8%	11th NHL
2006-07	Overall	4/57	7.0%	14th NHL	39/47	83.0%	10th NHL
	Home	1/25	4.0%	15th NHL	14/18	77.8%	14th NHL
	Road	3/32	9.4%	10th NHL	25/29	86.2%	7th NHL
2005-06	Overall	11/72	15.3%	10th NHL	11/62	80.6%	10th NHL
	Home	5/34	14.7%	10th NHL	20/25	80.0%	11th NHL
	Road	6/38	15.8%	7th NHL	30/37	81.1%	11th NHL
2003-04	Overall	11/81	13.6%	7th NHL	66/72	91.7%	3rd NHL
	Home	7/51	13.7%	8th NHL	34/36	94.4%	4th NHL
	Road	4/30	13.6%	6th NHL	32/36	88.9%	9th NHL
2001-02	Overall	5/48	10.4%	12th NHL	43/48	89.6%	3rd NHL
	Home	4/27	14.8%	9th NHL	18/20	90.0%	5th NHL
	Road	1/21	4.8%	15th NHL	25/28	89.3%	4th NHL
2000-01	Overall	0/22	0.0%	16th NHL	22/27	81.4%	10th NHL
	Home	0/12	0.0%	16th NHL	8/12	66.7%	16th NHL
	Road	0/10	0.0%	16th NHL	14/15	93.3%	2nd NHL
1999-00	Overall	10/63	15.9%	7th NHL	48/61	78.7%	13th NHL
	Home	5/27	18.5%	8th NHL	21/25	84.0%	9th NHL
	Road	5/36	13.9%	9th NHL	27/36	75.0%	14th NHL
1998-99	Overall	7/41	17.1%	7th NHL	35/42	83.3%	9th NHL
	Home	2/18	11.1%	12th NHL	14/18	77.8%	12th NHL
	Road	5/23	21.7%	4th NHL	21/24	87.5%	6th NHL
1997-98	Overall	6/36	16.7%	4th NHL	31/38	81.6%	13th NHL
	Home	4/20	20.0%	3rd NHL	7/8	87.5%	T-5th NHL
	Road	2/16	12.5%	9th NHL	24/30	80.0%	12th NHL
1994-95	Overall	9/48	18.8%	8th NHL	33/46	71.7%	14th NHL
	Home	4/24	16.7%	7th NHL	18/21	85.7%	4th NHL
	Road	5/24	20.8%	4th NHL	15/25	60.0%	16th NHL
1993-94	Overall	9/74	12.2%	11th NHL	48/61	78.7%	11th NHL
	Home	7/36	19.4%	7th NHL	18/22	81.8%	T-11th NHL
	Road	2/38	5.3%	T-13th NHL	30/39	76.9%	13th NHL

SHARKS PLAYOFF RESULTS BY YEAR

PLAYOFFS	2007-08	Western Quarterfinals	SAN JOSE (#2 seed) defeated Calgary (#7 seed) 4-3
		Western Semifinals	Dallas (#5 seed) defeated SAN JOSE (#2 seed) 4-2
	2006-07	Western Quarterfinals	SAN JOSE (#5 seed) defeated Nashville (#4 seed) 4-1
		Western Semifinals	Detroit (#1 seed) defeated SAN JOSE (#5 seed) 4-2
	2005-06	Western Quarterfinals	SAN JOSE (#5 seed) defeated Nashville (#4 seed), 4-1
		Western Semifinals	Edmonton (#8 seed) defeated SAN JOSE (#5 seed), 4-2
	2003-04	Western Quarterfinals	SAN JOSE (#2 seed) defeated St. Louis (#7 seed), 4-1
		Western Semifinals	SAN JOSE (#2 seed) defeated Colorado (#4 seed), 4-2
		Western Conference Finals	Calgary (#6 seed) defeated SAN JOSE (#2 seed), 4-2
	2001-02	Western Quarterfinals	SAN JOSE (#3 seed) defeated Phoenix (#6 seed), 4-1
		Western Semifinals	Colorado (#2 seed) defeated SAN JOSE (#3 seed), 4-3
	2000-01	Western Quarterfinals	St. Louis (#4 seed) defeated SAN JOSE (#5 seed), 4-2
	1999-00	Western Quarterfinals	SAN JOSE (#8 seed) defeated St. Louis (#1 seed), 4-3
		Western Semifinals	Dallas (#2 seed) defeated SAN JOSE (#8 seed), 4-1
	1998-99	Western Quarterfinals	Colorado (#2 seed) defeated SAN JOSE (#7 seed), 4-2
	1997-98	Western Quarterfinals	Dallas (#1 seed) defeated SAN JOSE (#8 seed), 4-2
	1994-95	Western Quarterfinals	SAN JOSE (#7 seed) defeated Calgary (#2 seed), 4-3
		Western Semifinals	Detroit (#1 seed) defeated SAN JOSE (#7 seed), 4-0
	1993-94	Western Quarterfinals	SAN JOSE (#8 seed) defeated Detroit (#1 seed), 4-3
		Western Semifinals	Toronto (#3 seed) defeated SAN JOSE (#8 seed), 4-3

SHARKS WHEN FACING ELIMINATION

Possible Playoff Elimination Games Played: 18

Team Record: 7-11

DATE	OPPONENT	SITE	ROUND/GAME #	SCORE	GWG
4/30/94	Detroit	Joe Louis Arena	WQF/#7	3-2 W	Baker
5/14/94	Toronto	Maple Leaf Gardens	WSF/#7	2-4 L	Osborne
5/17/95	Calgary	San Jose Arena	WQF/#6	5-3 W	Janney
5/19/95	Calgary	Saddledome	WQF/#7	5-4 W OT	Whitney
5/27/95	Detroit	San Jose Arena	WSF/#4	2-6 L	Brown
5/02/98	Dallas	San Jose Arena	WQF/#6	2-3 L OT	Keane
5/03/99	Colorado	San Jose Arena	WQF/#6	2-3 L OT	Hejduk
4/25/00	St. Louis	Kiel Center	WQF/#7	3-1 W	Nolan
5/07/00	Dallas	Reunion Arena	WSF/#5	1-4 L	Thornton
4/21/01	St. Louis	Compaq Center	WQF/#6	1-2 L	Demitra
5/15/02	Colorado	Pepsi Center	WSF/#7	0-1 L	Forsberg
5/19/04	Calgary	Pengrowth Saddledome	WCF/#6	1-3 L	Gelinas
5/17/06	Edmonton	Rexall Place	WSF/#6	0-2 L	Horcoff
5/7/07	Detroit	HP Pavilion	WSF/#6	0-2 L	Samuelsson
4/22/08	Calgary	HP Pavilion	WQF/#7	5-3 W	Pavelski
4/30/08	Dallas	American Airlines Center	WSF/#4	2-1 W	Michalek
5/2/08	Dallas	HP Pavilion	WSF/#5	3-2 W OT	Pavelski
5/4/08	Dallas	American Airlines Center	WSF/#6	1-2 L 4OT	Morrow

OPPONENTS WHEN FACING ELIMINATION

Possible Playoff Elimination Games Played: 19

Opponents Record: 10-9

DATE	OPPONENT	SITE	ROUND/GAME #	SCORE	GWG
4/28/94	Detroit	Joe Louis Arena	WQF/#6	7-1 W	Chiasson
4/30/94	Detroit	Joe Louis Arena	WQF/#7	2-3 L	Baker
5/12/94	Toronto	Maple Leaf Gardens	WSF/#6	3-2 W OT	Gartner
5/14/94	Toronto	Maple Leaf Gardens	WSF/#7	4-2 W	Osborne
5/19/95	Calgary	Saddledome	WQF/#7	4-5 L OT	Whitney
4/21/00	St. Louis	Kiel Center	WQF/#5	5-3 W	Pronger
4/23/00	St. Louis	San Jose Arena	WQF/#6	6-2 W	Hecht
4/25/00	St. Louis	Kiel Center	WSF/#7	1-3 L	Nolan
4/26/02	Phoenix	Compaq Center	WQF/#5	1-4 L	Graves
5/13/02	Colorado	Compaq Center	WSF/#6	2-1 W	Forsberg
5/15/02	Colorado	Pepsi Center	WSF/#7	1-0 W	Forsberg
4/15/04	St. Louis	HP Pavilion	WQF/#5	1-3 L	Smith
4/28/04	Colorado	Pepsi Center	WSF/#4	1-0 W OT	Sakic
5/01/04	Colorado	HP Pavilion	WSF/#5	2-1 W OT	Sakic
5/04/04	Colorado	Pepsi Center	WSF/#6	1-3 L	Goc
4/30/06	Nashville	Gaylord Ent. Center	WQF/#5	2-1 L	Marleau
4/20/07	Nashville	Nashville Arena	WQF/#5	3-2 L	Marleau
4/20/08	Calgary	Pengrowth Saddledome	WQF/#6	2-0 W	Nolan
4/22/08	Calgary	HP Pavilion	WQF/#7	3-5 L	Pavelski



2008 SHARKS PLAYOFF SUMMARY

WESTERN CONFERENCE QUARTERFINALS

CALGARY FLAMES (#7) vs. SAN JOSE SHARKS (#2) • SHARKS SUMMARY: WON-4 LOST-3

DATE	SCORE	ATT.	GOALTENDERS	GW GOAL
APRIL 9	@SHARKS 2; FLAMES 3	17,496	NABOKOV/KIPRUSOFF	STEPHANE YELLE
APRIL 10	@SHARKS 2; FLAMES 0	17,496	NABOKOV/KIPRUSOFF	JOE PAVELSKI
APRIL 13	SHARKS 3; @FLAMES 4	19,289	NABOKOV/KIPRUSOFF, JOSEPH	OWEN NOLAN
APRIL 15	SHARKS 3; @FLAMES 2	19,289	NABOKOV/KIPRUSOFF	JOE THORNTON
APRIL 17	@SHARKS 4; FLAMES 3	17,496	NABOKOV/KIPRUSOFF	JONATHAN CHEECHOO
APRIL 20	SHARKS 0; @FLAMES 2	19,289	NABOKOV/KIPRUSOFF	OWEN NOLAN
APRIL 22	@SHARKS 5; FLAMES 3	17,496	NABOKOV/JOSEPH, KIPRUSOFF	JOE PAVELSKI

GOALS BY PERIOD	1ST	2ND	3RD	OT	TOTAL	SHOTS BY PERIOD	1ST	2ND	3RD	OT	TOTAL
SHARKS	5	9	5	0	19	SHARKS	57	106	66	0	229
FLAMES	6	6	5	0	17	FLAMES	52	58	52	0	162

INDIVIDUAL SCORING

SHARKS	GP	G	A	TP	+/-	PM	PP	SH	GW	GT	EN	S	PCTG
RYANE CLOWE	7	4	4	8	1	8	2	0	0	0	0	30	13.3
JOE PAVELSKI	7	3	4	7	3	0	1	0	2	0	0	27	11.1
JOE THORNTON	7	2	5	7	1	0	1	0	1	0	0	14	14.3
PATRICK MARLEAU	7	2	4	6	0	2	0	0	0	0	0	24	8.3
JONATHAN CHEECHOO	7	3	2	5	1	2	0	0	1	0	0	18	16.7
JEREMY ROENICK	6	2	2	4	0	0	1	0	0	0	0	7	28.6
BRIAN CAMPBELL	7	0	3	3	-1	0	0	0	0	0	0	11	0.0
CRAIG RIVET	7	0	3	3	-1	6	0	0	0	0	0	13	0.0
CHRISTIAN EHRRHOFF	4	0	3	3	4	6	0	0	0	0	0	6	0.0
DOUGLAS MURRAY	7	1	1	2	0	0	0	0	0	0	0	11	9.1
DEVIN SETOGUCHI	4	1	1	2	0	0	0	0	0	0	0	7	14.3
TORREY MITCHELL	7	1	0	1	0	8	1	0	0	0	0	10	10.0
MIKE GRIER	7	0	1	1	1	0	0	0	0	0	0	13	0.0
MARC-EDOUARD VLASIC	7	0	1	1	3	0	0	0	0	0	0	10	0.0
MILAN MICHALEK	7	0	0	0	2	2	0	0	0	0	0	7	0.0
MATT CARLE	6	0	0	0	1	4	0	0	0	0	0	2	0.0
JODY SHELLEY	6	0	0	0	-1	2	0	0	0	0	0	1	0.0
KYLE MCLAREN	5	0	0	0	-2	6	0	0	0	0	0	0	0.0
PATRICK RISSMILLER	5	0	0	0	-1	4	0	0	0	0	0	12	0.0
CURTIS BROWN	4	0	0	0	-2	2	0	0	0	0	0	2	0.0
MARCEL GOC	1	0	0	0	1	0	0	0	0	0	0	1	0.0
ALEXEI SEMENOV	1	0	0	0	0	0	0	0	0	0	0	3	0.0

POWER PLAY: 6-31 (19.4%) PENALTY KILLING: 16-22 (72.7%)

GOALTENDING SHARKS	GP	MIN	GA	AVG	EN	SO	W	L	SHOTS	SAVE%
EVGENI NABOKOV	7	416	17	2.45	0	1	4	3	162	.895

WESTERN CONFERENCE SEMIFINALS

DALLAS STARS (#5) vs. SAN JOSE SHARKS (#2) • SHARKS SUMMARY: WON-2 LOST-4

DATE	SCORE	ATT.	GOALTENDERS	GW GOAL
APRIL 25	@SHARKS 2; STARS 3 OT	17,496	NABOKOV/TURCO	BRENDEN MORROW
APRIL 27	@SHARKS 2; STARS 5	17,496	NABOKOV, BOUCHER/TURCO	MIKE MDANO
APRIL 29	SHARKS 1; @STARS 2 OT	18,532	NABOKOV/TURCO	MATTIAS NORSTROM
APRIL 30	SHARKS 2; @STARS 1	18,584	NABOKOV/TURCO	MILAN MICHALEK
MAY 2	@SHARKS 3; STARS 2 OT	17,496	NABOKOV/TURCO	JOE PAVELSKI
MAY 4	SHARKS 1; @STARS 2 OT	18,532	NABOKOV/TURCO	BRENDEN MORROW

GOALS BY PERIOD	1ST	2ND	3RD	OT	TOTAL	SHOTS BY PERIOD	1ST	2ND	3RD	OT	TOTAL
SHARKS	2	3	5	1	11	SHARKS	49	53	49	35	186
STARS	1	6	5	3	15	STARS	40	46	46	40	172

INDIVIDUAL SCORING

SHARKS	GP	G	A	TP	+/-	PM	PP	SH	GW	GT	EN	S	PCTG
MILAN MICHALEK	6	4	0	4	3	2	1	0	1	0	0	16	25.0
BRIAN CAMPBELL	6	1	3	4	4	4	0	0	0	0	0	11	9.1
JONATHAN CHEECHOO	6	1	2	3	2	2	0	0	0	0	0	16	6.2
CRAIG RIVET	6	0	3	3	3	10	0	0	0	0	0	4	0.0
JOE THORNTON	6	0	3	3	2	2	0	0	0	0	0	15	0.0
PATRICK MARLEAU	6	2	0	2	-2	0	0	2	0	0	0	21	9.5
JOE PAVELSKI	6	2	0	2	0	0	1	0	1	1	0	17	11.8
CHRISTIAN EHRRHOFF	6	0	2	2	-3	8	0	0	0	0	0	3	0.0
TORREY MITCHELL	6	0	2	2	-2	2	0	0	0	0	0	10	0.0
RYANE CLOWE	6	1	0	1	-3	4	0	0	0	0	0	11	9.1
JEREMY ROENICK	6	0	1	1	0	2	0	0	0	0	0	13	0.0
MATT CARLE	5	0	1	1	-1	0	0	0	0	0	0	5	0.0
MIKE GRIER	6	0	0	0	-3	2	0	0	0	0	0	9	0.0
DOUGLAS MURRAY	6	0	0	0	0	2	0	0	0	0	0	8	0.0
MARC-EDOUARD VLASIC	6	0	0	0	-5	0	0	0	0	0	0	5	0.0
DEVIN SETOGUCHI	5	0	0	0	-2	2	0	0	0	0	0	5	0.0
TOMAS PLIHAL	4	0	0	0	1	0	0	0	0	0	0	9	0.0
CURTIS BROWN	3	0	0	0	0	2	0	0	0	0	0	3	0.0
MARCEL GOC	3	0	0	0	0	2	0	0	0	0	0	4	0.0
PATRICK RISSMILLER	3	0	0	0	-2	0	0	0	0	0	0	1	0.0
ALEXEI SEMENOV	1	0	0	0	0	2	0	0	0	0	0	0	0.0

POWER PLAY: 2-25 (8.0%) PENALTY KILLING: 17-22 (77.3%)

GOALTENDING SHARKS	GP	MIN	GA	AVG	EN	SO	W	L	SHOTS	SAVE%
EVGENI NABOKOV	6	437	14	1.92	0	0	2	4	171	.918
BRIAN BOUCHER	1	2	0	0.00	1	0	0	0	0	.000

2007 SHARKS PLAYOFF SUMMARY

WESTERN CONFERENCE QUARTERFINALS

SAN JOSE SHARKS (#5) VS. NASHVILLE PREDATORS (#4) • SHARKS SUMMARY: WON-4 LOST-1

DATE	SCORE	ATT.	GOALTENDERS	GW GOAL
APRIL 11	SHARKS 5; @ PREDATORS 4 OT	17113	NABOKOV/VOKOUN	P. RISSMILLER
APRIL 13	SHARKS 2; @ PREDATORS 5	17113	NABOKOV/VOKOUN	J-P DUMONT
APRIL 16	@ SHARKS 3; PREDATORS 2	17496	NABOKOV/VOKOUN	RYANE CLOWE
APRIL 18	@ SHARKS 3; PREDATORS 1	17496	NABOKOV/VOKOUN	M. MICHALEK
APRIL 20	SHARKS 3; @ PREDATORS 2	17113	NABOKOV/VOKOUN	P. MARLEAU

GOALS BY PERIOD	1ST	2ND	3RD	OT	TOTAL	SHOTS BY PERIOD	1ST	2ND	3RD	OT	TOTAL
SHARKS	4	8	3	1	16	SHARKS	56	57	36	14	163
PREDATORS	3	7	4	0	14	PREDATORS	40	38	39	17	134

INDIVIDUAL SCORING

SHARKS	GP	G	A	TP	+/-	PM	PP	SH	GW	GT	EN	S	PCTG
PATRICK MARLEAU	5	3	3	6	0	0	1	0	1	0	0	17	17.6
JOE THORNTON	5	0	6	6	2	0	0	0	0	0	0	11	0.0
CRAIG RIVET	5	2	3	5	-3	8	1	0	0	0	0	17	11.8
MILAN MICHALEK	5	4	0	4	1	2	0	0	1	0	0	15	26.7
RYANE CLOWE	5	3	0	3	0	17	0	0	1	0	0	5	60.0
MATT CARLE	5	1	2	3	2	0	0	0	0	0	0	8	12.5
JONATHAN CHEECHOO	5	0	3	3	2	0	0	0	0	0	0	12	0.0
MIKE GRIER	5	1	1	2	-1	25	0	0	0	0	0	23	4.3
PATRICK RISSMILLER	5	1	1	2	0	0	0	0	1	1	0	7	14.3
CHRISTIAN EHRHOFF	5	0	2	2	3	2	0	0	0	0	0	8	0.0
BILL GUERIN	5	0	2	2	-1	10	0	0	0	0	0	15	0.0
SCOTT HANNAN	5	0	2	2	3	17	0	0	0	0	0	1	0.0
JOE PAVELSKI	3	1	0	1	2	0	0	0	0	0	0	5	20.0
STEVE BERNIER	5	0	1	1	2	2	0	0	0	0	0	6	0.0
CURTIS BROWN	5	0	1	1	0	2	0	0	0	0	0	4	0.0
MARCEL GOC	5	0	1	1	1	2	0	0	0	0	0	4	0.0
KYLE MCLAREN	5	0	1	1	1	4	0	0	0	0	0	2	0.0
MARC-EDOUARD VLASIC	5	0	1	1	2	0	0	0	0	0	0	1	0.0
MARK BELL	2	0	0	0	-1	2	0	0	0	0	0	2	0.0

POWER PLAY: 2-30 (6.7%) PENALTY KILLING: 19-22 (86.4%)

GOALTENDING SHARKS	GP	MIN	GA	AVG	EN	SO	W	L	SHOTS	SAVE%
EVGENI NABOKOV	5	327	13	2.39	0	0	4	1	133	.902

WESTERN CONFERENCE SEMIFINALS

SAN JOSE SHARKS (#5) VS. DETROIT RED WINGS (#1) • SHARKS SUMMARY: WON-2 LOST-4

DATE	SCORE	ATT.	GOALTENDERS	GW GOAL
APRIL 26	SHARKS 2; @ RED WINGS 0	18712	NABOKOV/HASEK	MATT CARLE
APRIL 28	SHARKS 2; @ RED WINGS 3	19113	NABOKOV/HASEK	PAVEL DATSYUK
APRIL 30	@ SHARKS 2; RED WINGS 1	17496	NABOKOV/HASEK	J. CHEECHOO
MAY 2	@ SHARKS 2; RED WINGS 3 OT	17496	NABOKOV/HASEK	M. SCHNEIDER
MAY 5	SHARKS 1; @ RED WINGS 4	19937	NABOKOV/HASEK	PAVEL DATSYUK
MAY 7	@ SHARKS 0; RED WINGS 2	17496	NABOKOV/HASEK	M. SAMUELSSON

GOALS BY PERIOD	1ST	2ND	3RD	OT	TOTAL	SHOTS BY PERIOD	1ST	2ND	3RD	OT	TOTAL
SHARKS	6	2	1	0	9	SHARKS	55	32	51	6	144
RED WINGS	4	3	5	1	13	RED WINGS	59	59	60	12	190

INDIVIDUAL SCORING

SHARKS	GP	G	A	TP	+/-	PM	PP	SH	GW	GT	EN	S	PCTG
JOE THORNTON	6	1	4	5	0	10	0	0	0	0	0	12	8.3
JONATHAN CHEECHOO	6	3	0	3	-1	6	1	0	1	0	0	15	20.0
RYANE CLOWE	6	1	2	3	-2	0	0	0	0	0	0	9	11.1
KYLE MCLAREN	6	0	3	3	-3	6	0	0	0	0	0	5	0.0
MARCEL GOC	6	2	0	2	2	2	0	0	0	0	0	12	16.7
MATT CARLE	6	1	1	2	1	0	1	0	1	0	0	4	25.0
MIKE GRIER	6	1	1	2	2	2	0	0	0	0	0	8	12.5
MILAN MICHALEK	6	0	2	2	2	2	0	0	0	0	0	12	0.0
PATRICK RISSMILLER	6	0	2	2	1	0	0	0	0	0	0	11	0.0
CURTIS BROWN	6	0	1	1	1	0	0	0	0	0	0	6	0.0
STEVE BERNIER	6	0	0	0	0	0	0	0	0	0	0	9	0.0
CHRISTIAN EHRHOFF	6	0	0	0	-2	4	0	0	0	0	0	4	0.0
SCOTT HANNAN	6	0	0	0	1	16	0	0	0	0	0	5	0.0
PATRICK MARLEAU	6	0	0	0	-5	2	0	0	0	0	0	11	0.0
CRAIG RIVET	6	0	0	0	-2	10	0	0	0	0	0	4	0.0
MARC-EDOUARD VLASIC	6	0	0	0	3	2	0	0	0	0	0	2	0.0
BILL GUERIN	4	0	0	0	-2	2	0	0	0	0	0	7	0.0
JOE PAVELSKI	3	0	0	0	0	0	0	0	0	0	0	1	0.0
MARK SMITH	3	0	0	0	0	4	0	0	0	0	0	7	0.0
MARK BELL	2	0	0	0	-1	0	0	0	0	0	0	0	0.0

POWER PLAY: 2-27 (7.4%) PENALTY KILLING: 20-25 (80.0%)

GOALTENDING SHARKS	GP	MIN	GA	AVG	EN	SO	W	L	SHOTS	SAVE%
EVGENI NABOKOV	6	374	13	1.90	0	1	2	4	190	.932

2006 SHARKS PLAYOFF SUMMARY

WESTERN CONFERENCE QUARTERFINALS

SAN JOSE SHARKS (#5) VS. NASHVILLE PREDATORS (#4) • SHARKS SUMMARY: WON-4 LOST-1

DATE	SCORE	ATT.	GOALTENDERS	GW GOAL
APRIL 21	SHARKS 3; @ PREDATORS 4	17113	TOSKALA/MASON	ADAM HALL
APRIL 23	SHARKS 3; @ PREDATORS 0	16707	TOSKALA/MASON	J. CHEECHOO
APRIL 25	@SHARKS 4; PREDATORS 1	17496	TOSKALA/MASON	STEVE BERNIER
APRIL 27	@SHARKS 5; PREDATORS 4	17496	TOSKALA/MASON	P. MARLEAU
APRIL 30	SHARKS 2; @ PREDATORS 1	16061	TOSKALA/MASON	P. MARLEAU

GOALS BY PERIOD	1ST	2ND	3RD	OT	TOTAL	SHOTS BY PERIOD	1ST	2ND	3RD	OT	TOTAL
SHARKS	6	7	4	0	17	SHARKS	60	59	52	0	171
PREDATORS	5	1	4	0	10	PREDATORS	45	46	46	0	137

INDIVIDUAL SCORING

SHARKS	GP	G	A	TP	+/-	PM	PP	SH	GW	GT	EN	S	PCTG
PATRICK MARLEAU	5	7	1	8	1	4	4	0	2	0	0	18	38.9
TOM PREISSING	5	0	6	6	1	2	0	0	0	0	0	7	0.0
CHRISTIAN EHRHOFF	5	0	5	5	3	12	0	0	0	0	0	12	0.0
JONATHAN CHEECHOO	5	2	2	4	0	4	1	0	1	0	0	25	8.0
JOE THORNTON	5	0	4	4	-2	4	0	0	0	0	0	10	0.0
MARK SMITH	5	3	0	3	3	2	1	0	0	0	0	19	15.8
STEVE BERNIER	5	1	2	3	2	6	1	0	1	0	0	10	10.0
MATT CARLE	5	0	3	3	1	0	0	0	0	0	0	8	0.0
NILS EKMAN	5	1	1	2	-2	2	1	0	0	0	0	14	7.1
MILAN MICHALEK	5	1	1	2	2	6	1	0	0	0	0	13	7.7
MARCEL GOC	5	0	2	2	2	0	0	0	0	0	0	2	0.0
KYLE McLAREN	5	0	2	2	2	4	0	0	0	0	0	1	0.0
PATRICK RISSMILLER	5	1	0	1	2	0	0	0	0	0	0	3	33.3
SCOTT THORNTON	5	1	0	1	0	2	0	0	0	0	0	8	12.5
SCOTT HANNAN	5	0	1	1	2	2	0	0	0	0	0	5	0.0
VILLE NIEMINEN	5	0	1	1	1	20	0	0	0	0	0	10	0.0
ALYN McCAULEY	4	0	1	1	1	2	0	0	0	0	0	4	0.0
JOSH GORGES	5	0	0	0	1	2	0	0	0	0	0	2	0.0
GRANT STEVENSON	1	0	0	0	0	2	0	0	0	0	0	0	0.0

POWER PLAY: 9-37 (24.3%) PENALTY KILLING: 26-32 (81.2%)

GOALTENDING SHARKS	GP	MIN	GA	AVG	EN	SO	W	L	SHOTS	SAVE%
VESA TOSKALA	5	298	10	2.01	0	1	4	1	137	.927

WESTERN CONFERENCE SEMIFINALS

SAN JOSE SHARKS (#5) VS. EDMONTON OILERS (#8) • SHARKS SUMMARY: WON-2 LOST-4

DATE	SCORE	ATT.	GOALTENDERS	GW GOAL
MAY 7	@ SHARKS 2; OILERS 1	17496	TOSKALA/ROLOSON	C. EHRHOFF
MAY 8	@ SHARKS 2; OILERS 1	17496	TOSKALA/ROLOSON	J. THORNTON
MAY 10	SHARKS 2; @ OILERS 3 3OT	16839	TOSKALA/ROLOSON	S. HORCOFF
MAY 12	SHARKS 3; @ OILERS 6	16839	TOSKALA-NABOKOV/ROLOSON	J. SMITH
MAY 14	@ SHARKS 3; OILERS 6	17496	TOSKALA/ROLOSON	F. PISANI
MAY 17	SHARKS 0; @ OILERS 2	16839	TOSKALA/ROLOSON	M. PECA

GOALS BY PERIOD	1ST	2ND	3RD	OT	TOTAL	SHOTS BY PERIOD	1ST	2ND	3RD	OT	TOTAL
SHARKS	4	6	2	0	12	SHARKS	50	56	51	18	175
OILERS	5	4	9	1	19	OILERS	63	31	53	30	177

INDIVIDUAL SCORING

SHARKS	GP	G	A	TP	+/-	PM	PP	SH	GW	GT	EN	S	PCTG
PATRICK MARLEAU	6	2	4	6	1	4	0	0	0	0	0	20	10.0
JONATHAN CHEECHOO	6	2	3	5	-1	4	0	0	0	0	0	21	9.5
JOE THORNTON	6	2	3	5	-2	8	1	0	1	0	0	13	15.4
CHRISTIAN EHRHOFF	6	2	1	3	-1	6	1	0	1	0	0	15	13.3
STEVE BERNIER	6	0	3	3	2	2	0	0	0	0	0	4	0.0
MILAN MICHALEK	4	0	3	3	2	2	0	0	0	0	0	10	0.0
NILS EKMAN	6	1	1	2	0	6	0	0	0	0	0	10	10.0
PATRICK RISSMILLER	6	1	1	2	-1	6	0	6	0	0	0	8	12.5
TOM PREISSING	6	1	0	1	-1	2	0	0	0	0	0	11	9.1
SCOTT THORNTON	6	1	0	1	-1	4	0	0	0	0	0	15	6.7
MARCEL GOC	6	0	1	1	-2	0	0	0	0	0	0	7	0.0
JOSH GORGES	6	0	1	1	-2	2	0	0	0	0	0	4	0.0
KYLE McLAREN	6	0	1	1	0	0	0	0	0	0	0	6	0.0
VILLE NIEMINEN	6	0	1	1	-2	4	0	0	0	0	0	8	0.0
MATT CARLE	6	0	0	0	0	4	0	0	0	0	0	5	0.0
SCOTT HANNAN	6	0	0	0	-2	4	0	0	0	0	0	7	0.0
MARK SMITH	6	0	0	0	-1	4	0	0	0	0	0	4	0.0
GRANT STEVENSON	4	0	0	0	-1	2	0	0	0	0	0	6	0.0
ALYN McCAULEY	2	0	0	0	-1	2	0	0	0	0	0	0	0.0
RYANE CLOWE	1	0	0	0	-1	0	0	0	0	0	0	0	0.0
ROB DAVISON	1	0	0	0	0	0	0	0	0	0	0	1	0.0

POWER PLAY: 2-35 (5.7%) PENALTY KILLING: 24-30 (80.0%)

GOALTENDING SHARKS	GP	MIN	GA	AVG	EN	SO	W	L	SHOTS	SAVE%
VESA TOSKALA	6	388	18	2.78	0	0	2	4	174	.897
EVGENI NABOKOV	1	12	1	5.17	0	0	0	0	4	.750

2004 SHARKS PLAYOFF SUMMARY

WESTERN CONFERENCE QUARTERFINALS

SAN JOSE SHARKS (#2) VS. ST. LOUIS BLUES (#7) • SHARKS SUMMARY: WON-4 LOST-1

DATE	SCORE	ATT.	GOALTENDERS	GW GOAL
APRIL 8	@SHARKS 1; BLUES 0 OT	17496	NABOKOV/OSGOOD	DIMITRAKOS
APRIL 10	@SHARKS 3; BLUES 1	17496	NABOKOV/OSGOOD, DIVIS	MARLEAU
APRIL 12	SHARKS 1; @BLUES 4	19023	NABOKOV/OSGOOD	DRAKE
APRIL 13	SHARKS 4; @BLUES 3	19452	NABOKOV/OSGOOD	A. KOROLYUK
APRIL 15	@SHARKS 3; BLUES 1	17496	NABOKOV/OSGOOD	M.SMITH

GOALS BY PERIOD	1ST	2ND	3RD	OT	TOTAL	SHOTS BY PERIOD	1ST	2ND	3RD	OT	TOTAL
SHARKS	3	4	4	1	12	SHARKS	38	34	41	4	117
BLUES	2	2	5	0	9	BLUES	37	52	37	2	128

INDIVIDUAL SCORING

SHARKS	GP	G	A	TP	+/-	PM	PP	SH	GW	GT	EN	S	PCTG
PATRICK MARLEAU	5	3	1	4	-2	2	2	1	1	0	0	13	23.1
VINCENT DAMPHOUSSE	5	0	4	4	-2	0	0	0	0	0	0	8	0.0
SCOTT THORNTON	4	2	1	3	0	6	0	0	0	0	0	6	33.3
JONATHAN CHEECHOO	5	1	2	3	3	4	0	0	0	0	0	8	12.5
ALEXANDER KOROLYUK	5	2	0	2	0	2	1	0	1	0	0	14	14.3
NIKO DIMITRAKOS	5	1	1	2	0	6	0	0	1	1	0	6	16.7
MIKE RICCI	5	1	1	2	3	2	0	0	0	0	0	4	25.0
BRAD STUART	5	1	1	2	-1	4	0	0	0	0	0	7	14.3
SCOTT HANNAN	5	0	2	2	1	8	0	0	0	0	0	7	0.0
KYLE McLAREN	5	0	2	2	0	4	0	0	0	0	0	1	0.0
MARK SMITH	4	1	0	1	1	0	0	0	1	0	0	1	100.0
CURTIS BROWN	5	0	1	1	0	0	0	0	0	0	0	7	0.0
TODD HARVEY	5	0	1	1	1	0	0	0	0	0	0	1	0.0
JASON MARSHALL	5	0	1	1	0	6	0	0	0	0	0	5	0.0
TOM PREISSING	5	0	1	1	1	0	0	0	0	0	0	6	0.0
MIKE RATHJE	5	0	1	1	1	4	0	0	0	0	0	3	0.0
MARCEL GOC	1	0	1	1	1	0	0	0	0	0	0	0	0.0
NILS EKMAN	5	0	0	0	-2	2	0	0	0	0	0	10	0.0
WAYNE PRIMEAU	5	0	0	0	-2	2	0	0	0	0	0	9	0.0
ALYN MCCAULEY	1	0	0	0	0	0	0	0	0	0	0	1	0.0

POWER PLAY: 3-31 (9.7%) PENALTY KILLING: 21-22 (95.5%)

GOALTENDING SHARKS	GP	MIN	GA	AVG	EN	SO	W	L	SHOTS	SAVE%
EVGENI NABOKOV	5	308	8	1.56	1	1	4	1	127	.937

WESTERN CONFERENCE SEMIFINALS

SAN JOSE SHARKS (#2) VS. COLORADO AVALANCHE (#4) • SHARKS SUMMARY: WON-4 LOST-2

DATE	SCORE	ATT.	GOALTENDERS	GW GOAL
APRIL 22	@SHARKS 5; AVALANCHE 2	17496	NABOKOV/SALO	SCOTT HANNAN
APRIL 24	@SHARKS 4; AVALANCHE 1	17496	NABOKOV/AEBISCHER	P. MARLEAU
APRIL 26	SHARKS 1; @AVALANCHE 0	18007	NABOKOV/AEBISCHER	V. DAMPHOUSSE
APRIL 28	SHARKS 0; @AVALANCHE 1 OT	18007	NABOKOV/AEBISCHER	JOE SAKIC
MAY 1	@SHARKS 1; AVALANCHE 2 OT	17496	NABOKOV/AEBISCHER	JOE SAKIC
MAY 4	SHARKS 3; @AVALANCHE 1	18007	NABOKOV/AEBISCHER	MARCEL GOC

GOALS BY PERIOD	1ST	2ND	3RD	OT	TOTAL	SHOTS BY PERIOD	1ST	2ND	3RD	OT	TOTAL
SHARKS	4	7	3	0	14	SHARKS	61	42	404		147
AVALANCHE	1	2	2	2	7	AVALANCHE	40	68	507		165

INDIVIDUAL SCORING

SHARKS	GP	G	A	TP	+/-	PM	PP	SH	GW	GT	EN	S	PCTG
VINCENT DAMPHOUSSE	6	5	2	7	5	8	2	0	1	0	0	15	33.3
NIKO DIMITRAKOS	6	0	7	7	4	0	0	0	0	0	0	12	0.0
PATRICK MARLEAU	6	4	2	6	6	2	1	0	1	0	0	17	23.5
JONATHAN CHEECHOO	6	2	3	5	1	6	1	0	0	0	0	13	15.4
BRAD STUART	6	0	3	3	4	7	0	0	0	0	0	8	0.0
SCOTT HANNAN	6	1	1	2	5	10	1	0	1	0	0	11	9.1
MIKE RICCI	6	0	2	2	0	2	0	0	0	0	0	3	0.0
WAYNE PRIMEAU	6	1	0	1	-1	2	0	0	0	0	1	12	8.3
MARCEL GOC	1	1	0	1	1	0	0	0	1	0	0	1	100.0
CURTIS BROWN	6	0	1	1	0	14	0	0	0	0	0	7	0.0
NILS EKMAN	6	0	1	1	-1	2	0	0	0	0	0	13	0.0
ALEXANDER KOROLYUK	6	0	1	1	-1	6	0	0	0	0	0	15	0.0
KYLE McLAREN	6	0	1	1	1	0	0	0	0	0	0	4	0.0
MIKE RATHJE	6	0	1	1	1	4	0	0	0	0	0	2	0.0
JASON MARSHALL	6	0	0	0	0	6	0	0	0	0	0	3	0.0
MARK SMITH	6	0	0	0	1	11	0	0	0	0	0	2	0.0
TODD HARVEY	5	0	0	0	0	0	0	0	0	0	0	4	0.0
TOM PREISSING	5	0	0	0	0	0	0	0	0	0	0	1	0.0
ALYN MCCAULEY	4	0	0	0	-1	0	0	0	0	0	0	3	0.0
SCOTT THORNTON	2	0	0	0	0	0	0	0	0	0	0	1	0.0
JIM FAHEY	1	0	0	0	0	0	0	0	0	0	0	0	0.0

POWER PLAY: 5-25 (20.0%) PENALTY KILLING: 24-27 (88.9%)

GOALTENDING SHARKS	GP	MIN	GA	AVG	EN	SO	W	L	SHOTS	SAVE%
EVGENI NABOKOV	6	367	7	1.14	0	1	4	2	165	.958

WESTERN CONFERENCE FINALS
SAN JOSE SHARKS (#2) VS. CALGARY FLAMES (#6) • SHARKS SUMMARY: WON-2 LOST-4

DATE	SCORE	ATT.	GOALTENDERS	GW GOAL
MAY 9	@SHARKS 3; FLAMES 4 OT	17496	NABOKOV/KIPRUSOFF	STEVE MONTADOR
MAY 11	@SHARKS 1; FLAMES 4	17496	NABOKOV/KIPRUSOFF	SHEAN DONOVAN
MAY 13	SHARKS 3; @FLAMES 0	19289	NABOKOV/KIPRUSOFF	V. DAMPHOUSSE
MAY 16	SHARKS 4; @FLAMES 2	19289	NABOKOV/KIPRUSOFF, TUREK	V. DAMPHOUSSE
MAY 17	@SHARKS 0; FLAMES 3	17496	NABOKOV/KIPRUSOFF	JAROME IGINLA
MAY 19	SHARKS 1; @FLAMES 3	19289	NABOKOV/KIPRUSOFF	MARTIN GELINAS

GOALS BY PERIOD	1ST	2ND	3RD	OT	TOTAL	SHOTS BY PERIOD	1ST	2ND	3RD	OT	TOTAL
SHARKS	0	9	3	0	12	SHARKS	48	55	36	12	151
FLAMES	7	3	5	1	16	FLAMES	56	50	59	5	170

INDIVIDUAL SCORING SHARKS	GP	G	A	TP	+/-	PM	PP	SH	GW	GT	EN	S	PCTG
ALEXANDER KOROLYUK	6	3	1	4	1	2	1	0	0	0	1	13	23.1
MIKE RATHJE	6	1	3	4	-1	5	0	0	0	0	0	9	11.1
VINCENT DAMPHOUSSE	6	2	1	3	-3	12	1	0	2	0	0	14	14.3
ALYN MCCAULEY	6	2	1	3	1	2	0	0	0	0	0	7	28.6
JONATHAN CHEECHOO	6	1	1	2	0	0	0	0	0	0	0	13	7.7
TODD HARVEY	6	1	1	2	-4	2	0	0	0	0	0	6	16.7
PATRICK MARLEAU	6	1	1	2	-4	2	1	0	0	0	0	15	6.7
SCOTT HANNAN	6	0	2	2	1	4	0	0	0	0	0	7	0.0
WAYNE PRIMEAU	6	0	2	2	-4	0	0	0	0	0	0	7	0.0
ROB DAVISON	5	0	2	2	0	4	0	0	0	0	0	2	0.0
NILS EKMAN	5	0	2	2	1	4	0	0	0	0	0	6	0.0
MIKE RICCI	6	1	0	1	2	0	0	0	0	0	0	6	16.7
BRAD STUART	6	0	1	1	-7	2	0	0	0	0	0	13	0.0
SCOTT THORNTON	6	0	1	1	1	16	0	0	0	0	0	8	0.0
CURTIS BROWN	6	0	0	0	-5	4	0	0	0	0	0	9	0.0
JASON MARSHALL	6	0	0	0	1	13	0	0	0	0	0	5	0.0
KYLE MCLAREN	5	0	0	0	-2	6	0	0	0	0	0	7	0.0
NIKO DIMITRAKOS	4	0	0	0	-2	2	0	0	0	0	0	4	0.0
MARCEL GOC	3	0	0	0	-1	0	0	0	0	0	0	0	0.0
JIM FAHEY	1	0	0	0	0	0	0	0	0	0	0	0	0.0
TOM PREISSING	1	0	0	0	-1	0	0	0	0	0	0	0	0.0

POWER PLAY: 3-25 (12.0%) PENALTY KILLING: 21-23 (91.3%)

GOALTENDING SHARKS	GP	MIN	GA	AVG	EN	SO	W	L	SHOTS	SAVE%
EVGENII NABOKOV	6	378	15	2.38	1	1	2	4	169	.911

2002 SHARKS PLAYOFF SUMMARY

WESTERN CONFERENCE QUARTERFINALS
SAN JOSE SHARKS (#3) VS. PHOENIX COYOTES (#6) • SHARKS SUMMARY: WON-4 LOST-1

DATE	SCORE	ATT.	GOALTENDERS	GW GOAL
APRIL 17	@SHARKS 2; COYOTES 1	17496	NABOKOV/BURKE	PATRICK MARLEAU
APRIL 20	@SHARKS 1; COYOTES 3	17496	NABOKOV/BURKE	DANIEL BRIERE
APRIL 22	SHARKS 4; @COYOTES 1	16210	NABOKOV/BURKE	ADAM GRAVES
APRIL 24	SHARKS 2; @COYOTES 1	16210	NABOKOV/BURKE	MIKE RICCI
APRIL 26	@SHARKS 4; COYOTES 1	17496	NABOKOV/BURKE	ADAM GRAVES

GOALS BY PERIOD	1ST	2ND	3RD	OT	TOTAL	SHOTS BY PERIOD	1ST	2ND	3RD	OT	TOTAL
SHARKS	3	5	5	0	13	SHARKS	36	59	38	0	133
COYOTES	1	4	2	0	7	COYOTES	42	56	36	0	134

INDIVIDUAL SCORING SHARKS	GP	G	A	TP	+/-	PM	PP	SH	GW	GT	EN	S	PCTG
PATRICK MARLEAU	5	3	3	6	4	2	0	0	1	0	0	8	37.5
VINCENT DAMPHOUSSE	5	2	1	3	-1	6	1	0	0	0	0	8	25
ADAM GRAVES	5	2	1	3	-1	2	0	0	2	0	0	9	22.2
MIKE RICCI	5	2	1	3	4	0	0	0	1	0	0	8	25
SCOTT THORNTON	5	1	2	3	2	4	0	0	0	0	0	8	12.5
MARCO STURM	5	2	0	2	3	2	0	0	0	0	0	13	15.4
MIKE RATHJE	5	1	1	2	3	4	1	0	0	0	0	2	50
STEPHANE MATTEAU	3	0	2	2	2	0	0	0	0	0	0	0	0
SCOTT HANNAN	5	0	2	2	1	6	0	0	0	0	0	2	0
TODD HARVEY	5	0	2	2	3	8	0	0	0	0	0	8	0
OWEN NOLAN	5	0	2	2	-2	0	0	0	0	0	0	17	0
TEEMU SELANNE	5	0	2	2	2	2	0	0	0	0	0	9	0
NIKLAS SUNDSTROM	5	0	2	2	2	6	0	0	0	0	0	5	0
BRYAN MARCHMENT	5	0	1	1	1	4	0	0	0	0	0	7	0
EVGENII NABOKOV	5	0	1	1	0	2	0	0	0	0	0	0	0
GARY SUTER	5	0	1	1	2	6	0	0	0	0	0	16	0
MATT BRADLEY	3	0	0	0	0	0	0	0	0	0	0	2	0
JEFF JILLSON	4	0	0	0	0	0	0	0	0	0	0	2	0
MARCUS RAGNARSSON	5	0	0	0	1	6	0	0	0	0	0	6	0
BRAD STUART	5	0	0	0	3	4	0	0	0	0	0	3	0

POWER PLAY: 0-22 (0%) PENALTY KILLING: 22-27 (81.4%)

GOALTENDING SHARKS	GP	MIN	GA	AVG	EN	SO	W	L	SHOTS	SAVE%
EVGENII NABOKOV	5	299	7	1.40	0	0	4	1	134	.948

WESTERN CONFERENCE SEMIFINALS

SAN JOSE SHARKS (#3) VS. COLORADO AVALANCHE (#2) • SHARKS SUMMARY: WON-3 LOST-4

DATE	SCORE	ATT.	GOALTENDERS	GW GOAL
MAY 1	SHARKS 6; @AVALANCHE 3	18007	NABOKOV/ROY	PATRICK MARLEAU
MAY 4	SHARKS 2; @AVALANCHE 8	18007	NABOKOV, KIPRUSOFF/ROY	PETER FORSBERG
MAY 6	@SHARKS 6; AVALANCHE 4	17496	NABOKOV/ROY	PATRICK MARLEAU
MAY 8	@SHARKS 1; AVALANCHE 4	17496	NABOKOV/ROY	JOE SAKIC
MAY 11	SHARKS 5; @AVALANCHE 3	18007	NABOKOV/ROY	TEEMU SELANNE
MAY 13	@SHARKS 1; AVALANCHE 2 OT	17496	NABOKOV/ROY	PETER FORSBERG
MAY 15	SHARKS 0; @AVALANCHE 1	18007	NABOKOV/ROY	PETER FORSBERG

GOALS BY PERIOD	1ST	2ND	3RD	OT	TOTAL	SHOTS BY PERIOD	1ST	2ND	3RD	OT	TOTAL
SHARKS	3	8	10	0	21	SHARKS	63	56	70	1	190
AVALANCHE	4	14	6	1	25	AVALANCHE	57	81	52	1	191

INDIVIDUAL SCORING

SHARKS	GP	G	A	TP	+/-	PM	PP	SH	GW	GT	EN	S	PCTG
OWEN NOLAN	7	3	4	7	0	8	0	0	0	0	2	29	10.3
MIKE RICCI	7	2	5	7	2	4	0	0	0	0	0	9	22.2
TEEMU SELANNE	7	5	1	6	-5	0	2	0	1	0	0	26	19.2
PATRICK MARLEAU	7	3	2	5	-1	4	1	0	2	0	0	13	23.1
NIKLAS SUNDSTROM	7	1	4	5	1	0	0	0	0	0	0	12	8.3
VINCENT DAMPHOUSSE	7	0	5	5	0	6	0	0	0	0	0	9	0
MARCUS RAGNARSSON	7	1	3	4	-2	6	0	0	0	0	0	6	16.7
SCOTT THORNTON	7	2	1	3	1	2	0	0	0	0	0	15	13.3
MARCO STURM	7	1	2	3	-4	0	0	0	0	0	0	18	5.6
BRAD STUART	7	0	3	3	-2	4	0	0	0	0	0	9	0
GARY SUTER	7	0	3	3	0	2	0	0	0	0	0	6	0
MIKE RATHJE	7	0	2	2	2	2	0	0	0	0	0	8	0
ADAM GRAVES	7	1	0	1	-1	4	0	0	0	0	0	6	16.7
BRYAN MARCHMENT	7	1	0	1	-2	6	0	0	0	0	1	4	25
STEPHANE MATTEAU	7	1	0	1	-1	2	0	0	0	0	0	5	20
EVGENI NABOKOV	7	0	1	1	0	0	0	0	0	0	0	0	0
MATT BRADLEY	7	0	0	0	0	0	0	0	0	0	0	2	0
SCOTT HANNAN	7	0	0	0	-2	6	0	0	0	0	0	8	0
TODD HARVEY	7	0	0	0	0	4	0	0	0	0	0	5	0

POWER PLAY: 3-21 (14.3%) PENALTY KILLING: 19-23 (82.6%)

GOALTENDING SHARKS

	GP	MIN	GA	AVG	EN	SO	W	L	SHOTS	SAVE%
EVGENI NABOKOV	7	413	24	3.49	1	0	3	4	188	.872
MIikka KIPRUSOFF	1	8	0	0.00	0	0	0	0	2	100.0

2001 SHARKS PLAYOFF SUMMARY

WESTERN CONFERENCE QUARTERFINALS

SAN JOSE SHARKS (#5) VS. ST. LOUIS BLUES (#4) • Sharks Summary: Won-2 Lost-4

DATE	SCORE	ATT.	GOALTENDERS	GW GOAL
APRIL 12	@BLUES 3; SHARKS 1	19,407	TUREK/NABOKOV	SCOTT YOUNG
APRIL 14	@BLUES 0; SHARKS 1	19,534	TUREK/NABOKOV	SCOTT THORNTON
APRIL 16	BLUES 6; @SHARKS 3	17,496	TUREK/NABOKOV, KIPRUSOFF	DALLAS DRAKE
APRIL 17	BLUES 2; @SHARKS 3	17,496	TUREK/KIPRUSOFF	OWEN NOLAN
APRIL 19	@BLUES 3; SHARKS 2 OT	19,853	TUREK/KIPRUSOFF	BRYCE SALVADOR
APRIL 21	BLUES 2; @SHARKS 1	17,496	TUREK/NABOKOV	PAVOL DEMITRA

GOALS BY PERIOD	1ST	2ND	3RD	OT	TOTAL	SHOTS BY PERIOD	1ST	2ND	3RD	OT	TOTAL
SHARKS	2	6	3	0	11	SHARKS	51	62	46	2	161
BLUES	5	5	5	1	16	BLUES	59	63	51	10	183

INDIVIDUAL SCORING

SHARKS	GP	G	A	TP	+/-	PM	PP	SH	GW	GT	EN	S	PCTG
STEPHANE MATTEAU	6	1	3	4	1	0	0	0	0	0	0	6	16.7
SCOTT THORNTON	6	3	0	3	1	8	0	0	1	0	0	15	20.0
VINCENT DAMPHOUSSE	6	2	1	3	-1	14	0	1	0	0	0	15	13.3
MIKE RICCI	6	0	3	3	-1	0	0	0	0	0	0	10	.0
NIKLAS SUNDSTROM	6	0	3	3	1	2	0	0	0	0	0	5	.0
PATRICK MARLEAU	6	2	0	2	1	4	0	0	0	0	0	12	16.7
OWEN NOLAN	6	1	1	2	-5	8	0	0	1	0	0	26	3.8
TEEMU SELANNE	6	0	2	2	-2	2	0	0	0	0	0	5	.0
MARCO STURM	6	0	2	2	-2	0	0	0	0	0	0	7	.0
TONY GRANATO	4	1	0	1	0	0	0	0	0	0	0	5	20.0
BRAD STUART	5	1	0	1	0	0	0	0	0	0	0	4	25.0
BRYAN MARCHMENT	5	0	1	1	3	2	0	0	0	0	0	10	.0
MARCUS RAGNARSSON	5	0	1	1	0	8	0	0	0	0	0	5	.0
SCOTT HANNAN	6	0	1	1	-1	6	0	0	0	0	0	20	.0
JEFF NORTON	6	0	1	1	-2	2	0	0	0	0	0	3	.0
MIKE RATHJE	6	0	1	1	2	4	0	0	0	0	0	5	.0
GARY SUTER	1	0	0	0	0	0	0	0	0	0	0	0	.0
SHAWN HEINS	2	0	0	0	-1	0	0	0	0	0	0	2	.0
ALEXANDER KOROLYUK	2	0	0	0	0	0	0	0	0	0	0	0	.0
TODD HARVEY	6	0	0	0	0	8	0	0	0	0	0	2	.0
BILL LINDSAY	6	0	0	0	0	16	0	0	0	0	0	4	.0

POWER PLAY: 0-22 (0%) PENALTY KILLING: 22-27 (81.4%)

GOALTENDING SHARKS

	GP	MIN	GA	AVG	EN	SO	W	L	SHOTS	SAVE%
EVGENI NABOKOV	4	218	10	2.75	0	1	1	3	103	.903
MIikka KIPRUSOFF	3	149	5	2.01	1	0	1	1	79	.937

2000 SHARKS PLAYOFF SUMMARY

WESTERN CONFERENCE QUARTERFINALS

SAN JOSE SHARKS (#8) VS. ST. LOUIS BLUES (#1) • Sharks Summary: Won-4 Lost-3

DATE	SCORE	ATT.	GOALTENDERS	GW GOAL
APRIL 12	@BLUES 5; SHARKS 3	20,199	TUREK/SHIELDS	CHRIS PRONGER
APRIL 15	@BLUES 2; SHARKS 4	20,337	TUREK/SHIELDS	MIKE RICCI
APRIL 17	BLUES 1; @SHARKS 2	17,483	TUREK/SHIELDS	OWEN NOLAN
APRIL 19	BLUES 2; @SHARKS 3	17,483	TUREK/SHIELDS	GARY SUTER
APRIL 21	@BLUES 5; SHARKS 3	20,361	TUREK/SHIELDS	CHRIS PRONGER
APRIL 23	BLUES 6; @SHARKS 2	17,483	TUREK/SHIELDS, NABOKOV	JOCHEN HECHT
APRIL 25	@BLUES 1; SHARKS 3	20,418	TUREK/SHIELDS	OWEN NOLAN

GOALS BY PERIOD	1ST	2ND	3RD	OT	TOTAL	SHOTS BY PERIOD	1ST	2ND	3RD	OT	TOTAL
SHARKS	8	5	7	0	20	SHARKS	51	67	44	0	162
BLUES	8	8	6	0	22	BLUES	62	55	78	0	195

INDIVIDUAL SCORING

SHARKS	GP	G	A	TP	+/-	PM	PP	SH	GW	GT	EN	S	PCTG
OWEN NOLAN	7	6	2	8	0	4	2	1	2	0	1	20	30.0
GARY SUTER	7	2	3	5	-4	12	1	0	1	0	0	16	12.5
VINCENT DAMPHOUSSE	7	0	5	5	0	8	0	0	0	0	0	14	.0
MIKE RICCI	7	3	1	4	-3	2	2	0	1	0	0	10	30.0
MIKE RATHJE	7	1	3	4	4	2	0	0	0	0	0	5	20.0
JEFF FRIESEN	6	2	1	3	-1	8	0	0	0	0	0	8	25.0
DAVE LOWRY	7	1	2	3	1	4	0	0	0	0	0	6	16.7
MARCO STURM	7	1	2	3	0	6	0	0	0	0	0	10	10.0
MARCUS RAGNARSSON	7	0	3	3	4	8	0	0	0	0	0	4	.0
BRYAN MARCHMENT	7	2	0	2	3	4	0	0	0	0	0	14	14.3
ALEXANDER KOROLYUK	5	0	2	2	2	6	0	0	0	0	0	7	.0
STEPHANE MATTEAU	7	0	2	2	-1	8	0	0	0	0	0	11	.0
RON SUTTER	7	0	2	2	2	2	0	0	0	0	0	6	.0
RONNIE STERN	2	1	0	1	0	9	0	0	0	0	0	3	33.3
BRAD STUART	7	1	0	1	-6	4	1	0	0	0	0	6	16.7
TONY GRANATO	7	0	1	1	3	10	0	0	0	0	0	9	.0
NIKLAS SUNDSTROM	7	0	1	1	-2	2	0	0	0	0	0	6	.0
PATRICK MARLEAU	1	0	0	0	-2	0	0	0	0	0	0	0	.0
TODD HARVEY	7	0	0	0	-1	4	0	0	0	0	0	3	.0
JEFF NORTON	7	0	0	0	1	7	0	0	0	0	0	4	.0

POWER PLAY: 6-35 (17.1%) PENALTY KILLING: 31-39 (79.5%)

GOALTENDING SHARKS

GOALTENDING SHARKS	GP	MIN	GA	AVG	EN	SO	W	L	SHOTS	SAVE%
STEVE SHIELDS	7	398	21	3.17	1	0	4	3	184	.886
EVGENI NABOKOV	1	20	0	0.00	0	0	0	0	10	1.000

WESTERN CONFERENCE SEMIFINALS

SAN JOSE SHARKS (#8) VS. DALLAS STARS (#2) • Sharks Summary: Won-1 Lost-4

DATE	SCORE	ATT.	GOALTENDERS	GW GOAL
APRIL 28	@STARS 4; SHARKS 0	17,001	BELFOUR/SHIELDS	AARON GAVEY
APRIL 30	@STARS 1; SHARKS 0	17,001	BELFOUR/SHIELDS	MIKE MODANO
MAY 2	STARS 1; @SHARKS 2	17,483	BELFOUR/SHIELDS	OWEN NOLAN
MAY 5	STARS 5; @SHARKS 4	17,483	BELFOUR/SHIELDS	JOE NIEUWENDYK
MAY 7	@STARS 4; SHARKS 1	17,001	BELFOUR/SHIELDS	SCOTT THORNTON

GOALS BY PERIOD	1ST	2ND	3RD	OT	TOTAL	SHOTS BY PERIOD	1ST	2ND	3RD	OT	TOTAL
STARS	8	3	4	0	15	STARS	49	46	44	0	139
SHARKS	2	4	1	0	7	SHARKS	42	41	50	0	133

INDIVIDUAL SCORING

SHARKS	GP	G	A	TP	+/-	PM	PP	SH	GW	GT	EN	S	PCTG
VINCENT DAMPHOUSSE	5	1	2	3	-5	8	1	0	0	0	0	14	7.1
OWEN NOLAN	3	2	0	2	-2	2	0	1	1	0	0	12	16.7
MIKE RICCI	5	2	0	2	0	0	1	0	0	0	0	10	20.0
PATRICK MARLEAU	4	1	1	2	-1	2	1	0	0	0	0	4	25.0
GARY SUTER	5	0	2	2	-2	0	0	0	0	0	0	17	.0
TODD HARVEY	5	1	0	1	-1	4	1	0	0	0	0	6	16.7
SCOTT HANNAN	1	0	1	1	0	0	0	0	0	0	0	2	.0
ALEXANDER KOROLYUK	4	0	1	1	-1	0	0	0	0	0	0	6	.0
BRYAN MARCHMENT	4	0	1	1	-1	8	0	0	0	0	0	2	.0
JEFF FRIESEN	5	0	1	1	-3	2	0	0	0	0	0	14	.0
JEFF NORTON	5	0	1	1	-2	0	0	0	0	0	0	7	.0
MARCO STURM	5	0	1	1	0	0	0	0	0	0	0	6	.0
NIKLAS SUNDSTROM	5	0	1	1	-1	0	0	0	0	0	0	3	.0
RONNIE STERN	1	0	0	0	-2	2	0	0	0	0	0	1	.0
STEPHANE MATTEAU	3	0	0	0	-1	0	0	0	0	0	0	5	.0
TONY GRANATO	5	0	0	0	-2	4	0	0	0	0	0	6	.0
DAVE LOWRY	5	0	0	0	-1	2	0	0	0	0	0	1	.0
MARCUS RAGNARSSON	5	0	0	0	-1	2	0	0	0	0	0	3	.0
MIKE RATHJE	5	0	0	0	-3	6	0	0	0	0	0	3	.0
BRAD STUART	5	0	0	0	-5	2	0	0	0	0	0	6	.0
RON SUTTER	5	0	0	0	-2	8	0	0	0	0	0	5	.0

POWER PLAY: 4-28 (14.3%) PENALTY KILLING: 17-22 (77.3%)

GOALTENDING SHARKS

GOALTENDING SHARKS	GP	MIN	GA	AVG	EN	SO	W	L	SHOTS	SAVE%
STEVE SHIELDS	5	298	15	3.02	0	0	1	4	139	.892

1999 SHARKS PLAYOFF SUMMARY

WESTERN CONFERENCE QUARTERFINALS

SAN JOSE SHARKS (#7) VS. COLORADO AVALANCHE (#2) • Sharks Summary: Won-2 Lost-4

DATE	SCORE	ATT.	GOALTENDERS	GW GOAL
APRIL 24	AVALANCHE 3; @SHARKS 1	17,483	ROY/VERNON	SANDIS OZOLINSH
APRIL 26	AVALANCHE 2; @SHARKS 1 OT	17,483	ROY/VERNON	MILAN HEJDUK
APRIL 28	@AVALANCHE 2; SHARKS 4	16,061	ROY/VERNON	MARCO STURM
APRIL 30	@AVALANCHE 3; SHARKS 7	16,061	ROY, BILLINGTON/VERNON	A. KOROLYUK
MAY 1	@AVALANCHE 6; SHARKS 2	16,051	ROY/SHIELDS	JOE SAKIC
MAY 3	AVALANCHE 3; @SHARKS 2 OT	17,483	ROY/VERNON	MILAN HEJDUK

* GAMES 1 AND 2 WERE SHIFTED TO SAN JOSE DUE TO THE TRAGEDY AT COLUMBINE HIGH SCHOOL IN LITTLETON, COLO.

GOALS BY PERIOD	1ST	2ND	3RD	OT	TOTAL	SHOTS BY PERIOD	1ST	2ND	3RD	OT	TOTAL
AVALANCHE	3	9	5	2	19	AVALANCHE	56	74	65	13	208
SHARKS	1	4	12	0	17	SHARKS	49	66	69	7	191

INDIVIDUAL SCORING

SHARKS	GP	G	A	TP	+/-	PM	PP	SH	GW	GT	EN	S	PCTG
JEFF NORTON	6	0	7	7	5	10	0	0	0	0	0	3	.0
VINCENT DAMPHOUSSE	6	3	2	5	1	6	0	2	0	0	0	22	13.6
MIKE RICCI	6	2	3	5	1	10	1	0	0	0	0	9	22.2
JEFF FRIESEN	6	2	2	4	-1	14	1	0	0	0	0	20	10.0
MARCO STURM	6	2	2	4	1	4	0	0	1	0	0	15	13.3
ALEXANDER KOROLYUK	6	1	3	4	-3	2	0	0	1	0	0	7	14.3
BILL HOULDER	6	3	0	3	2	4	3	0	0	0	0	8	37.5
PATRICK MARLEAU	6	2	1	3	-1	4	2	0	0	0	0	7	28.6
JOE MURPHY	6	0	3	3	4	0	0	0	0	0	0	21	.0
TONY GRANATO	6	1	1	2	-1	2	0	0	0	0	0	5	20.0
OWEN NOLAN	6	1	1	2	6	0	0	0	0	1	0	26	3.8
MIKE VERNON	5	0	1	1	0	0	0	0	0	0	0	0	.0
MARCUS RAGNARSSON	6	0	1	1	-4	6	0	0	0	0	0	9	.0
DAVE LOWRY	1	0	0	0	0	0	0	0	0	0	0	0	.0
STEPHANE MATTEAU	5	0	0	0	-3	6	0	0	0	0	0	4	.0
BRYAN MARCHMENT	6	0	0	0	4	0	0	0	0	0	0	7	.0
MIKE RATHJE	6	0	0	0	-6	4	0	0	0	0	0	4	.0
BOB ROUSE	6	0	0	0	-1	6	0	0	0	0	0	4	.0
RONNIE STERN	6	0	0	0	-1	6	0	0	0	0	0	10	.0
RON SUTTER	6	0	0	0	-1	4	0	0	0	0	0	10	.0

POWER PLAY: 7-41 (17.1%) PENALTY KILLING: 35-42 (83.3%)

GOALTENDING SHARKS	GP	MIN	GA	AVG	EN	SO	W	L	SHOTS	SAVE%
MIKE VERNON	5	321	13	2.40	0	0	2	3	172	.924
STEVE SHIELDS	1	60	6	6.00	0	0	0	1	36	.833

1998 SHARKS PLAYOFF SUMMARY

WESTERN CONFERENCE QUARTERFINALS

SAN JOSE SHARKS (#8) vs. DALLAS STARS (#1) • Sharks Summary: Won-2 Lost-4

DATE	SCORE	ATT.	GOALTENDERS	GW GOAL
APRIL 22	@STARS 4; SHARKS 1	16,928	VERNON/BELFOUR	JUHA LIND
APRIL 24	@STARS 5; SHARKS 2	16,928	HRUDEY, VERNON/BELFOUR	PAT VERBECK
APRIL 26	STARS 1; @SHARKS 4	17,483	VERNON/BELFOUR, FERNANDEZ	OWEN NOLAN
APRIL 28	STARS 0; @SHARKS 1 OT	17,483	VERNON/BELFOUR	ANDREI ZYUZIN
APRIL 30	@STARS 3; SHARKS 2	16,928	VERNON/BELFOUR	MIKE MODANO
MAY 2	STARS 3; @SHARKS 2 OT	17,483	VERNON/BELFOUR	MIKE KEANE

GOALS BY PERIOD	1ST	2ND	3RD	OT	TOTAL	SHOTS BY PERIOD	1ST	2ND	3RD	OT	TOTAL
SHARKS	2	5	4	1	12	SHARKS	41	48	38	4	131
STARS	6	6	3	1	16	STARS	55	46	41	3	145

INDIVIDUAL SCORING

SHARKS	GP	G	A	TP	+/-	PM	PP	SH	GW	GT	EN	S	PCTG
JOHN MACLEAN	6	2	3	5	1	4	1	0	0	0	0	18	11.1
BERNIE NICHOLLS	6	0	5	5	-2	8	0	0	0	0	0	6	.0
OWEN NOLAN	6	2	2	4	-1	26	2	0	1	0	0	16	12.5
MIKE RICCI	6	1	3	4	0	6	0	0	0	0	0	8	12.5
BILL HOULDER	6	1	2	3	0	2	0	0	0	0	0	8	12.5
MURRAY CRAVEN	6	1	1	2	-2	0	0	0	0	0	0	6	16.7
JOE MURPHY	6	1	1	2	-1	20	1	0	0	0	0	10	10.0
AL IAFRATE	6	1	0	1	-4	10	1	0	0	0	0	10	10.0
MIKE RATHJE	6	1	0	1	-3	6	1	0	0	0	0	2	50.0
RON SUTTER	6	1	0	1	-1	14	0	0	0	0	0	7	14.3
ANDREI ZYUZIN	6	1	0	1	-2	14	0	0	1	1	0	6	16.7
STEPHANE MATTEAU	4	0	1	1	1	0	0	0	0	0	0	2	.0
PATRICK MARLEAU	5	0	1	1	-1	0	0	0	0	0	0	2	.0
JEFF FRIESEN	6	0	1	1	-1	2	0	0	0	0	0	9	.0
TONY GRANATO	1	0	0	0	0	0	0	0	0	0	0	2	.0
MARCO STURM	2	0	0	0	-2	0	0	0	0	0	0	3	.0
SHAWN BURR	6	0	0	0	-1	8	0	0	0	0	0	4	.0
DAVE LOWRY	6	0	0	0	0	18	0	0	0	0	0	3	.0
BRYAN MARCHMENT	6	0	0	0	1	10	0	0	0	0	0	5	.0
MARCUS RAGNARSSON	6	0	0	0	2	4	0	0	0	0	0	4	.0
MIKE VERNON	6	0	0	0	0	0	0	0	0	0	0	0	.0
KELLY HRUDEY	1	0	0	0	0	0	0	0	0	0	0	0	.0

POWER PLAY: 6-36 (16.7%) PENALTY KILLING 31-38 (81.6%)

GOALTENDING SHARKS	GP	MIN	GA	AVG	EN	SO	W	L	SHOTS	SAVE%
MIKE VERNON	6	348	14	2.41	1	1	2	4	138	.899
KELLY HRUDEY	1	20	14	3.00	0	0	0	1	6	.833

1995 SHARKS PLAYOFF SUMMARY

WESTERN CONFERENCE SEMIFINALS

DETROIT RED WINGS (#1) vs. SAN JOSE SHARKS (#7) • Sharks Summary: Won-0 Lost-4

DATE	SCORE	ATT.	GOALTENDERS	GW GOAL
MAY 21	@RED WINGS 6; SHARKS 0	19,875	VERNON/FLAHERTY	DINO CICCARELLI
MAY 23	@RED WINGS 6; SHARKS 2	19,875	VERNON/IRBE	STEVE YZERMAN
MAY 25	RED WINGS 6; @SHARKS 2	17,190	VERNON/FLAHERTY	VYACHESLAV KOZLOV
MAY 27	RED WINGS 6; @SHARKS 2	17,190	VERNON/FLAHERTY	DOUG BROWN

GOALS BY PERIOD	1ST	2ND	3RD	OT	TOTAL	SHOTS BY PERIOD	1ST	2ND	3RD	OT	TOTAL
RED WINGS	10	6	8	0	24	RED WINGS	55	61	31	0	147
SHARKS	0	2	4	0	6	SHARKS	25	16	20	0	61

INDIVIDUAL SCORING

SHARKS	GP	G	A	TP	+/-	PM	PP	SH	GW	GT	EN	S	PCTG
IGOR LARIONOV	4	0	3	3	-3	0	0	0	0	0	0	4	.0
MIKE RATHJE	4	2	0	2	-8	0	2	0	0	0	0	5	40.0
RAY WHITNEY	4	2	0	2	-5	2	0	0	0	0	0	2	100.0
ULF DAHLEN	4	1	1	2	-7	0	1	0	0	0	0	3	33.3
JAY MORE	4	0	2	2	-6	0	0	0	0	0	0	4	.0
SANDIS OZOLINSH	4	0	2	2	-6	2	0	0	0	0	0	3	.0
SERGEI MAKAROV	4	1	0	1	-2	0	0	0	0	0	0	3	33.3
JEFF FRIESEN	4	0	1	1	-6	0	0	0	0	0	0	5	.0
JIM KYTE	4	0	1	1	-4	2	0	0	0	0	0	1	.0
SHAWN CRONIN	2	0	0	0	0	0	0	0	0	0	0	0	.0
KEVIN MILLER	2	0	0	0	-1	2	0	0	0	0	0	5	.0
JAMIE BAKER	4	0	0	0	-5	2	0	0	0	0	0	8	.0
SHEAN DONOVAN	4	0	0	0	-2	6	0	0	0	0	0	5	.0
PAT FALLOON	4	0	0	0	-4	0	0	0	0	0	0	4	.0
CRAIG JANNEY	4	0	0	0	-4	0	0	0	0	0	0	0	.0
VLASTIMIL KROUPA	4	0	0	0	-2	4	0	0	0	0	0	1	.0
JEFF ODGERS	4	0	0	0	-1	19	0	0	0	0	0	2	.0
TOM PEDERSON	4	0	0	0	-4	2	0	0	0	0	0	1	.0
CHRIS TANCILL	4	0	0	0	-6	8	0	0	0	0	0	5	.0
POWER PLAY: 3-17 (17.6%) PENALTY KILLING: 9-15 (60.0%)													

GOALTENDING SHARKS	GP	MIN	GA	AVG	EN	SO	W	L	SHOTS	SAVE%
WADE FLAHERTY	3	180	18	6.00	0	0	0	3	101	.822
ARTURS IRBE	1	60	6	6.00	0	0	0	1	46	.870

WESTERN CONFERENCE QUARTERFINALS

CALGARY FLAMES (#2) vs. SAN JOSE SHARKS (#7) • Sharks Summary: Won-4 Lost-3

DATE	SCORE	ATT.	GOALTENDERS	GW GOAL
MAY 7	@FLAMES 4; SHARKS 5	15,624	TABARACCI, KIDD/IRBE	JAMIE BAKER
MAY 9	@FLAMES 4; SHARKS 5; OT	16,389	KIDD/IRBE	ULF DAHLEN
MAY 11	FLAMES 9; @SHARKS 2	17,190	KIDD/FLAHERTY, IRBE	MIKE SULLIVAN
MAY 13	FLAMES 6; @SHARKS 4	17,190	KIDD/IRBE	ROBERT REICHEL
MAY 15	@FLAMES 5; SHARKS 0	18,298	KIDD/FLAHERTY, IRBE	JOE NIEUWENDYK
MAY 17	FLAMES 3; @SHARKS 5	17,190	KIDD/FLAHERTY	CRAIG JANNEY
MAY 19	@FLAMES 4; SHARKS 5; 2 OT	20,230	KIDD/FLAHERTY	RAY WHITNEY

GOALS BY PERIOD	1ST	2ND	3RD	OT	TOTAL	SHOTS BY PERIOD	1ST	2ND	3RD	OT	TOTAL
SHARKS	7	11	6	2	26	SHARKS	41	67	66	16	190
FLAMES	13	7	15	0	35	FLAMES	91	61	84	23	259

INDIVIDUAL SCORING

SHARKS	GP	G	A	TP	+/-	PM	PP	SH	GW	GT	EN	S	PCTG
ULF DAHLEN	7	4	3	7	-6	0	2	0	1	1	0	16	25.0
CRAIG JANNEY	7	3	4	7	-9	4	0	0	1	0	0	17	17.6
RAY WHITNEY	7	2	4	6	2	0	0	0	1	1	0	13	15.4
IGOR LARIONOV	7	1	5	6	-1	2	0	0	0	0	0	15	6.7
MIKE RATHJE	7	3	2	5	-7	4	3	0	0	0	0	13	23.1
SERGEI MAKAROV	7	2	3	5	-1	4	0	0	0	0	0	5	40.0
JEFF FRIESEN	7	1	4	5	-3	4	0	0	0	0	0	16	6.3
TOM PEDERSON	6	0	5	5	-10	6	0	0	0	0	0	13	.0
PAT FALLOON	7	3	1	4	-2	0	0	0	0	0	0	20	15.0
JAMIE BAKER	7	2	2	4	-2	10	0	0	1	0	0	12	16.7
SANDIS OZOLINSH	7	3	0	3	-7	4	1	0	0	0	0	12	25.0
JEFF ODGERS	7	1	1	2	1	4	0	0	0	0	0	3	33.3
CHRIS TANCILL	7	1	1	2	-1	0	0	0	0	0	0	11	9.1
JAY MORE	7	0	2	2	6	6	0	0	0	0	0	7	.0
SHEAN DONOVAN	3	0	1	1	-1	0	0	0	0	0	0	2	.0
JIM KYTE	7	0	1	1	3	12	0	0	0	0	0	7	.0
VLASTIMIL KROUPA	2	0	0	0	-1	0	0	0	0	0	0	2	.0
KEVIN MILLER	4	0	0	0	-2	0	0	0	0	0	0	2	.0
ARTURS IRBE	5	0	0	0	0	10	0	0	0	0	0	0	.0
ANDREI NAZAROV	6	0	0	0	0	9	0	0	0	0	0	3	.0
SHAWN CRONIN	7	0	0	0	2	5	0	0	0	0	0	1	.0
POWER PLAY: 6-31 (19.4%) PENALTY KILLING: 24-31 (77.4%)													

GOALTENDING SHARKS	GP	MIN	GA	AVG	EN	SO	W	L	SHOTS	SAVE%
ARTURS IRBE	5	256	21	4.92	1	0	2	3	138	.848
WADE FLAHERTY	4	197	13	3.96	0	0	2	0	120	.892

1994 SHARKS PLAYOFF SUMMARY

WESTERN CONFERENCE QUARTERFINALS

DETROIT RED WINGS (#1) vs. SAN JOSE SHARKS (#8) • Sharks Summary: Won-4 Lost-3

DATE	SCORE	ATT.	GOALTENDERS	GW GOAL
APRIL 18	@RED WINGS 4; SHARKS 5	19,778	ESSENSA/IRBE	VLASTIMIL KROUPA
APRIL 20	@RED WINGS 4; SHARKS 0	19,875	OSGOOD/IRBE	SHAWN BURR
APRIL 22	RED WINGS 3; @SHARKS 2	17,190	OSGOOD/IRBE	SHAWN BURR
APRIL 23	RED WINGS 3; @SHARKS 4	17,190	OSGOOD/IRBE	SERGEI MAKAROV
APRIL 26	RED WINGS 4; @SHARKS 6	17,190	ESSENSA, OSGOOD/IRBE	J. GARPENLOV
APRIL 28	@RED WINGS 7; SHARKS 1	19,875	OSGOOD/IRBE, WAITE	STEVE CHIASSON
APRIL 30	@RED WINGS 2; SHARKS 3	19,875	OSGOOD/IRBE	JAMIE BAKER

GOALS BY PERIOD	1ST	2ND	3RD	OT	TOTAL	SHOTS BY PERIOD	1ST	2ND	3RD	OT	TOTAL
RED WINGS	11	8	8	0	27	RED WINGS	74	79	65	0	218
SHARKS	7	6	8	0	21	SHARKS	47	60	46	0	153

INDIVIDUAL SCORING

SHARKS	GP	G	A	TP	+/-	PM	PP	SH	GW	GT	EN	S	PCTG
IGOR LARIONOV	7	2	8	10	-5	4	0	0	0	0	0	10	20.0
SERGEI MAKAROV	7	6	0	6	-3	4	3	0	1	0	0	14	42.9
JOHAN GARPENLOV	7	2	3	5	-5	6	0	0	1	0	0	8	25.0
TODD ELIK	7	1	4	5	-1	8	0	0	0	0	0	15	6.7
SANDIS OZOLINSH	7	0	5	5	-4	0	0	0	0	0	0	12	.0
ULF DAHLEN	7	3	1	4	0	0	2	0	0	0	0	12	25.0
TOM PEDERSON	7	1	3	4	-1	2	0	1	0	0	0	18	5.6
JAMIE BAKER	7	2	1	3	-1	4	0	0	1	0	0	7	28.6
JEFF NORTON	7	0	3	3	-4	12	0	0	0	0	0	15	.0
BOB ERREY	7	1	1	2	0	2	0	0	0	0	0	5	20.0
VLASTIMIL KROUPA	7	1	1	2	-2	2	0	0	1	0	0	4	25.0
GAETAN DUCHESNE	7	0	2	2	1	8	0	0	0	0	0	5	.0
RAY WHITNEY	7	0	2	2	-4	2	0	0	0	0	0	11	.0
SHAWN CRONIN	7	1	0	1	-2	6	0	0	0	0	0	1	100.0
ROB GAUDREAU	7	1	0	1	0	0	1	0	0	0	0	6	16.7
PAT FALLOON	7	0	1	1	-3	4	0	0	0	0	0	4	.0
JAY MORE	7	0	1	1	-2	12	0	0	0	0	0	3	.0
JEFF ODGERS	4	0	0	0	-1	2	0	0	0	0	0	3	.0
ARTURS IRBE	7	0	0	0	0	4	0	0	0	0	0	0	.0

POWER PLAY: 6-36 (16.7%) PENALTY KILLING: 30-35 (85.7%)

GOALTENDING SHARKS	GP	MIN	GA	AVG	EN	SO	W	L	SHOTS	SAVE%
ARTURS IRBE	7	399	26	3.91	0	0	4	3	210	.876
JIM WAITE	1	20	1	3.00	0	0	0	0	8	.875

WESTERN CONFERENCE SEMIFINALS

TORONTO MAPLE LEAFS (#2) vs. SAN JOSE SHARKS (#8) • SHARKS SUMMARY: WON-3 LOST-4

DATE	SCORE	ATT.	GOALTENDERS	GW GOAL
MAY 2	@MAPLE LEAFS 2; SHARKS 3	15,728	POTVIN/IRBE	JOHAN GARPENLOV
MAY 4	@MAPLE LEAFS 5; SHARKS 1	15,728	POTVIN/IRBE	MIKE GARTNER
MAY 6	MAPLE LEAFS 2; @SHARKS 5	17,190	POTVIN, RHODES/IRBE	ULF DAHLEN
MAY 8	MAPLE LEAFS 8; @SHARKS 3	17,190	POTVIN/IRBE, WAITE	WENDEL CLARK
MAY 10	MAPLE LEAFS 2; @SHARKS 5	17,190	POTVIN/IRBE	SERGEI MAKAROV
MAY 12	@MAPLE LEAFS 3; SHARKS 2 OT	15,728	POTVIN/IRBE	MIKE GARTNER
MAY 14	@MAPLE LEAFS 4; SHARKS 2	15,728	POTVIN/IRBE	MARK OSBORNE

GOALS BY PERIOD	1ST	2ND	3RD	OT	TOTAL	SHOTS BY PERIOD	1ST	2ND	3RD	OT	TOTAL
MAPLE LEAFS	9	9	7	1	26	MAPLE LEAFS	65	64	68	1	198
SHARKS	5	8	8	0	21	SHARKS	60	75	52	0	187

INDIVIDUAL SCORING

SHARKS	GP	G	A	TP	+/-	PM	PP	SH	GW	GT	EN	S	PCTG	
IGOR LARIONOV	7	3	5	8	4	6	0	0	0	0	0	17	17.6	
TODD ELIK	7	4	1	5	-4	4	1	0	0	0	0	30	13.3	
JOHAN GARPENLOV	7	2	3	5	5	0	0	0	1	0	0	15	13.3	
SANDIS OZOLINSH	7	0	5	5	7	8	0	0	0	0	0	11	.0	
ULF DAHLEN	7	3	1	4	-3	0	1	0	1	0	0	24	12.5	
SERGEI MAKAROV	7	2	2	4	5	0	0	0	1	0	0	12	16.7	
BOB ERREY	7	2	1	3	-3	8	1	0	0	0	0	7	28.6	
GAETAN DUCHESNE	7	1	2	3	-3	4	0	0	0	0	0	12	8.3	
JEFF NORTON	7	1	2	3	8	8	0	0	0	0	0	9	11.1	
TOM PEDERSON	7	0	3	3	-5	0	0	0	0	0	0	0	16	.0
JAMIE BAKER	7	1	1	2	0	26	0	0	0	0	0	6	16.7	
PAT FALLOON	7	1	1	2	1	2	0	0	0	0	0	4	25.0	
RAY WHITNEY	7	0	2	2	0	6	0	0	0	0	0	5	.0	
ROB GAUDREAU	7	1	0	1	-1	0	0	1	0	0	0	8	12.5	
JAY MORE	6	0	1	1	-2	20	0	0	0	0	0	2	.0	
VLASTIMIL KROUPA	7	0	1	1	-6	19	0	0	0	0	0	2	.0	
MIKE RATHJE	1	0	0	0	1	0	0	0	0	0	0	0	.0	
SHAWN CRONIN	7	0	0	0	-2	14	0	0	0	0	0	4	.0	
ARTURS IRBE	7	0	0	0	0	2	0	0	0	0	0	0	.0	
JEFF ODGERS	7	0	0	0	-1	9	0	0	0	0	0	3	.0	

POWER PLAY: 3-38 (7.9%) PENALTY KILLING: 18-26 (69.2%)

GOALTENDING SHARKS	GP	MIN	GA	AVG	EN	SO	W	L	SHOTS	SAVE%
ARTURS IRBE	7	407	24	3.54	0	0	3	4	189	.873
JIM WAITE	1	20	2	6.00	0	0	0	0	9	.778

SHARKS ALL-TIME PLAYOFF RECORDS



Jeremy Roenick tied a franchise playoff record with four points (two goals and two assists) in Game Seven of the 2008 Western Conference Quarterfinals vs. Calgary.

TEAM

GOALS

MOST GOALS, GAME AT HOME — 6 (2 TIMES, MOST RECENT — 5/6/02 VS. COLORADO [6-4 W])
MOST GOALS, GAME ON ROAD — 7, 4/30/99 AT COLORADO (7-3 W)
MOST GOALS AGAINST, GAME AT HOME — 9, 5/11/95 VS. CALGARY (2-9 L)
MOST GOALS AGAINST, GAME ON ROAD — 8, 5/4/02 AT COLORADO (2-8 L)
MOST GOALS, GAME BY BOTH TEAMS AT HOME — 11 (2 TIMES, MOST RECENT — 5/11/95 VS. CALGARY [2-9 L])
MOST GOALS, GAME BY BOTH TEAMS ON ROAD — 10, (2 TIMES, MOST RECENT — 5/4/02 AT COLORADO [2-8 L])
FEWEST GOALS, GAME AT HOME — 0 (2 TIMES, MOST RECENT — 5/7/07 VS. DETROIT (0-2 L))
FEWEST GOALS, GAME ON ROAD — 0 (9 TIMES, MOST RECENT—4/20/08 AT CALGARY [0-2 L])
FEWEST GOALS ALLOWED, GAME AT HOME — 0 (3 TIMES, MOST RECENT—4/10/08 VS. CALGARY (2-0 W))
FEWEST GOALS ALLOWED, GAME ON ROAD — 0, (5 TIMES, MOST RECENT — 4/26/06 AT DETROIT [2-0 W])
FEWEST GOALS BY BOTH TEAMS, GAME AT HOME — 1 (2 TIMES, MOST RECENT — 4/08/04 VS. ST. LOUIS [1-0 W OT])
FEWEST GOALS BY BOTH TEAMS, GAME ON ROAD — 1, (5 TIMES, MOST RECENT — 4/28/04 AT COLORADO [0-1 L OT])
EARLIEST GOAL FROM START OF GAME, FOR — :36, 4/28/07 AT DETROIT (2-3 L), JONATHAN CHEECHOO

EARLIEST GOAL FROM START OF 2ND PERIOD, FOR — :29 (2 TIMES, MOST RECENT-5/8/02 VS. COLORADO [1-4 L], TEEMU SELANNE)
EARLIEST GOAL FROM START OF 3RD PERIOD, FOR — :19, 5/19/95 AT CALGARY (5-4 W 2OT), PAT FALLOON
EARLIEST GOAL FROM START OF OVERTIME, FOR — 1:05, 5/2/08 VS. DALLAS (3-2 W OT), JOE PAVELSKI
EARLIEST GOAL FROM START OF GAME, AGAINST — :20, 5/11/04 VS. CALGARY (1-4 L), MARCUS NILSON
EARLIEST GOAL FROM START OF 2ND PERIOD, AGAINST — :21, 4/23/00 VS. ST. LOUIS (2-6 L), SCOTT YOUNG
EARLIEST GOAL FROM START OF 3RD PERIOD, AGAINST — :12, 5/14/06 VS. EDMONTON (3-6 L), SHAWN HORCOFF
EARLIEST GOAL FROM START OF OVERTIME, AGAINST — 1:54, 5/01/04 VS. COLORADO (1-2 L OT), JOE SAKIC
FASTEST 2 GOALS, FOR — :08, 4/30/98 AT DALLAS (2-3 L); JOHN MACLEAN, RON SUTTER
FASTEST 3 GOALS, FOR — 2:02, 4/13/08 AT CALGARY (3-4 L); RYANE CLOWE, PATRICK MARLEAU, DOUGLAS MURRAY
FASTEST 4 GOALS, FOR — 8:49, 4/22/08 VS. CALGARY (5-3 W); JEREMY ROENICK, JEREMY ROENICK, JOE PAVELSKI, DEVIN SETOGUCHI
FASTEST 2 GOALS, AGAINST — :12, 5/04/02 AT COLORADO (2-8 L); ERIC MESSIER, DAN HINOTE
FASTEST 3 GOALS, AGAINST — 1:36, 4/28/94 AT DETROIT (1-7 L); STEVE CHIASSON, RAY SHEPPARD, SLAVA KOZLOV

SHARKS ALL-TIME PLAYOFF RECORDS

FASTEST 4 GOALS, AGAINST — 3:01, 4/28/94 AT DETROIT (1-7 L); STEVE CHIASSON, RAY SHEPPARD, SLAVA KOZLOV, STEVE YZERMAN

FASTEST 5 GOALS, AGAINST — 14:01, 4/23/00 VS. ST. LOUIS (2-6 L); SCOTT YOUNG, JOCHEN HECHT, CHRIS PRONGER, TYSON NASH, SCOTT YOUNG

MOST CONSECUTIVE GOALS GAME, FOR — 5, 4/30/99 AT COLORADO (7-3 W)

MOST CONSECUTIVE GOALS GAME, AGAINST — 6, 4/23/00 VS. ST. LOUIS (2-6 L)

MOST GOALS FOR, PERIOD AT HOME — 4, 4/22/08 VS. CALGARY (5-3 W), 2ND PERIOD

MOST GOALS FOR, PERIOD ON ROAD — 4, (2 TIMES, MOST RECENT — 5/16/04 AT CALGARY [4-1 W], 2ND PERIOD)

MOST GOALS AGAINST, PERIOD AT HOME — 5, 4/23/00 VS. ST. LOUIS [2-6 L], 2ND PERIOD)

MOST GOALS AGAINST, PERIOD ON ROAD — 4, (4 TIMES, MOST RECENT — 5/4/02 AT DETROIT [2-8 L]; 2ND PERIOD)

WIDEST MARGIN OF VICTORY, HOME — 3 (5 TIMES, MOST RECENT — 4/25/06 VS. EDMONTON [4-1 W])

WIDEST MARGIN OF VICTORY, ROAD — 4, 4/30/99 AT COLORADO (7-3 W)

WIDEST MARGIN OF DEFEAT, HOME — 7, 5/11/95 VS. CALGARY (2-9 L)

WIDEST MARGIN OF DEFEAT, ROAD — 6 (2 TIMES, MOST RECENT — 5/4/02 AT COLORADO [2-8 L])

POINTS

MOST POINTS, GAME — 16, 5/1/02 AT COLORADO (6-3 W)

MOST POINTS AGAINST, GAME — 23 (2 TIMES, MOST RECENT — 5/11/95 VS. CALGARY [2-9 L])

MOST POINTS, GAME BY BOTH TEAMS — 30 (2 TIMES, MOST RECENT — 5/4/02 AT COLORADO [2-8 L], COL 24, S.J. 6)

FEWEST POINTS, GAME — 0 (11 TIMES, MOST RECENT — 4/20/08 AT CALGARY (0-2 L)

FEWEST POINTS AGAINST, GAME — 0 (8 TIMES, MOST RECENT — 4/10/08 VS. CALGARY (2-0 W)

FEWEST POINTS, GAME BY BOTH TEAMS — 2, (2 TIMES, MOST RECENT — 4/28/04 AT COLORADO [0-1 L OT]); COL 2, S.J. 0

SHOTS

MOST SHOTS, GAME AT HOME — 52, 5/09/04 VS. CALGARY (3-4 L OT)

MOST SHOTS, GAME ON ROAD — 62, 5/4/08 AT DALLAS (1-2 L 4OT)

MOST SHOTS FACED, GAME AT HOME — 49, 5/2/07 VS. DETROIT (2-3 L OT)

MOST SHOTS FACED, GAME ON ROAD — 60, 5/19/95 AT CALGARY (5-4 W 2OT)

MOST SHOTS, GAME BY BOTH TEAMS AT HOME — 89, 5/09/04 VS. CALGARY (3-4 L OT); S.J. 52, CGY 37

MOST SHOTS, GAME BY BOTH TEAMS ON ROAD — 117, 5/4/08 AT DALLAS (1-2 L 4OT); SJ 62, DAL 55

FEWEST SHOTS, GAME AT HOME — 12, 5/25/95 VS. DETROIT (2-6 L)

FEWEST SHOTS, GAME ON ROAD — 15, 5/21/95 AT DETROIT (0-6 L)

FEWEST SHOTS FACED, GAME AT HOME — 14, 4/26/98 VS. DALLAS (4-1 W)

FEWEST SHOTS FACED, GAME ON ROAD — 10, 4/15/08 AT CALGARY (3-2 W)

FEWEST SHOTS, GAME BY BOTH TEAMS AT HOME — 38, 5/11/04 VS. CALGARY (1-4 L); S.J. 18, CGY 20

FEWEST SHOTS, GAME BY BOTH TEAMS ON ROAD — 37, 4/30/00 AT DALLAS (0-1 L); DAL 19, S.J. 18

MOST SHOTS, PERIOD AT HOME — 27, 4/10/08 VS. CALGARY (2-0 W) 2ND PERIOD

MOST SHOTS, PERIOD ON ROAD — 18 (4/30/06 AT NASHVILLE [2-1 W], 2ND PERIOD)

MOST SHOTS, OT AT HOME — 6, 5/2/07 VS. DETROIT (2-3 L OT, 16:04)

MOST SHOTS, OT ON ROAD — 31, 5/4/08 AT DALLAS (1-2 L 4OT, 69:03)

MOST SHOTS FACED, PERIOD AT HOME — 18, 5/6/02 VS. COLORADO (6-4 W), 2ND PERIOD

MOST SHOTS FACED, PERIOD ON ROAD — 21, 5/23/95 AT DETROIT (2-6 L); 1ST PERIOD

MOST SHOTS FACED, OT AT HOME — 12, (2 TIMES, MOST RECENT — 5/2/07 VS. DETROIT [2-3 L OT]; 16:04)

MOST SHOTS FACED, OT ON ROAD — 32, 5/4/08 AT DALLAS (1-2 L [4OT]) 69:03 4 OT

FEWEST SHOTS, PERIOD AT HOME — 2 (2 TIMES, MOST RECENT-4/28/98 VS. DALLAS [1-0 W OT]; 3RD PERIOD)

FEWEST SHOTS, PERIOD ON ROAD — 2, (3 TIMES, MOST RECENT-4/11/07 AT NASHVILLE [5-4 W 2 OT]; 3RD PERIOD)

FEWEST SHOTS FACED, PERIOD AT HOME — 1 (2 TIMES, MOST RECENT — 4/16/01 VS. ST. LOUIS [3-6 L], 3RD PERIOD)

FEWEST SHOTS FACED, PERIOD ON ROAD — 2, (2 TIMES, MOST RECENT — 4/15/08 AT CALGARY (3-2 W), 1ST PERIOD

FEWEST SHOTS FACED, OT AT HOME — 0, 5/02/08 VS. DALLAS (3-2 W OT)

FEWEST SHOTS FACED, OT ON ROAD — 1, 5/12/94 AT TORONTO (2-3 L OT)

LARGEST MARGIN OUTSHOOTING, HOME — 23, 4/25/06 VS. NASHVILLE (4-1 W)

LARGEST MARGIN OUTSHOOTING, ROAD — 22, 4/15/08 AT CALGARY (3-2 W)

LARGEST MARGIN OUTSHOT, HOME — 24, 5/25/95 VS. DETROIT (2-6 L)

LARGEST MARGIN OUTSHOT, ROAD — 30, 5/19/95 AT CALGARY (5-4 W 2OT)

SPECIAL TEAMS

MOST PPG FOR, GAME AT HOME — 3, 4/26/98 VS. DALLAS (4-1 W)

MOST PPG FOR, GAME ON ROAD — 3, 4/23/06 AT NASHVILLE [3-0 W]

MOST PPG AGAINST, GAME AT HOME — 3, 5/14/06 VS. EDMONTON (3-6 L)

SHARKS ALL-TIME PLAYOFF RECORDS

MOST PPG AGAINST, GAME ON ROAD — 4, (2 TIMES, MOST RECENT — 4/21/06 AT NASHVILLE [3-4 L])

MOST PPG, GAME BY BOTH TEAMS AT HOME — 4, (3 TIMES, MOST RECENT — 5/14/06 VS. EDMONTON [6-3 W]; EDM 3, S.J. 1

MOST PPG, GAME BY BOTH TEAMS ON ROAD — 5, 4/21/06 AT NASHVILLE (3-4 L); NSH 4, S.J. 1

MOST PP ATTEMPTS FOR, GAME AT HOME — 14, 4/26/98 VS. DALLAS (4-1 W)

MOST PP ATTEMPTS FOR, GAME ON ROAD — 10 4/23/06 AT NASHVILLE (3-0 W)

MOST PP ATTEMPTS AGAINST, GAME AT HOME — 9, 4/23/00 VS. ST. LOUIS (2-6 L)

MOST PP ATTEMPTS AGAINST, GAME ON ROAD — 15, 4/24/98 AT DALLAS (2-5 L)

MOST PP ATTEMPTS, GAME BY BOTH TEAMS AT HOME — 20, 4/10/04 VS. ST. LOUIS (3-1 W); STL 7, SJ 13

MOST PP ATTEMPTS, GAME BY BOTH TEAMS ON ROAD — 19, (2 TIMES, MOST RECENT — 4/23/06 AT NASHVILLE (3-0 W); NSH 9, S.J. 10

MOST SHG, GAME — 2, 4/30/99 AT COLORADO (7-3 W), VINCENT DAMPHOUSSE (2)

MOST SHG ALLOWED, GAME — 2 (3 TIMES, MOST RECENT — 5/5/00 VS. DALLAS (4-5 L); GUY CARBONNEAU, SERGEI ZUBOV)

MOST SHG, PERIOD — 2, 4/30/99 AT COLORADO (7-3 W), VINCENT DAMPHOUSSE (2), 3RD PERIOD

MOST SHG ALLOWED, PERIOD — 2 (2 TIMES, MOST RECENT — 5/11/95 VS. CALGARY [2-9 L]; MIKE SULLIVAN, RON STERN), 1ST PERIOD

MOST PENALTIES FOR, GAME AT HOME — 15, 5/6/94 VS. TORONTO (5-2 W); 57 PIM

MOST PENALTIES FOR, GAME ON ROAD — 21, 4/24/98 AT DALLAS (2-5 L); 72 PIM

MOST PENALTIES AGAINST, GAME AT HOME — 20, 4/26/98 VS. DALLAS (4-1 W); 75 PIM

MOST PENALTIES AGAINST, GAME ON ROAD — 14, 4/13/07 AT NASHVILLE (2-5 L); 64 PIM

MOST PIM FOR, GAME AT HOME — 57, 5/6/94 VS. TORONTO (5-2 W); 15 PENALTIES

MOST PIM FOR, GAME ON ROAD — 72, 4/24/98 AT DALLAS (2-5 L); 21 PENALTIES

MOST PIM AGAINST, GAME AT HOME — 75, 4/26/98 VS. DALLAS (4-1 W); 20 PENALTIES

MOST PIM AGAINST, GAME ON ROAD — 64, 4/13/07 AT NASHVILLE (2-5 L); 14 PENALTIES

FEWEST PENALTIES FOR, GAME AT HOME — 1, 4/28/98 VS. DALLAS (1-0 W OT); 2 PIM

FEWEST PENALTIES FOR, GAME ON ROAD — 1, 5/19/95 AT CALGARY (5-4 W 2OT); 2 PIM

FEWEST PENALTIES AGAINST, GAME AT HOME — 2, 4/9/08 VS. CALGARY (2-3 L); 4 PIM

FEWEST PENALTIES AGAINST, GAME ON ROAD — 1, 4/26/07 AT DETROIT (2-0 W); 2 PIM

FEWEST PIM FOR, GAME AT HOME — 2, 4/28/98 VS. DALLAS (1-0 W OT); 1 PENALTY

FEWEST PIM FOR, GAME ON ROAD — 2, 5/19/95 AT CALGARY (5-4 W 2OT); 1 PENALTY

FEWEST PIM AGAINST, GAME AT HOME — 4, 4/9/08 VS. CALGARY (2-3 L); 2 PENALTIES

FEWEST PIM AGAINST, GAME ON ROAD — 2, 4/26/07 AT DETROIT (2-0 W); 1 PENALTY

MOST PENALTY MINUTES, GAME BY BOTH TEAMS, HOME — 125, 5/6/94 VS. TORONTO (5-2 W); TOR 68, S.J. 57

MOST PENALTY MINUTES, GAME BY BOTH TEAMS, ROAD — 121, 4/13/07 AT NASHVILLE (2-5 L); NSH 64, S.J. 57

FEWEST PENALTY MINUTES, GAME BY BOTH TEAMS, HOME — 8, 4/28/98 VS. DALLAS (1-0 W OT); DAL 6, S.J. 2

FEWEST PENALTY MINUTES, GAME BY BOTH TEAMS, ROAD — 6, 5/19/95 AT CALGARY (5-4 W 2OT); CGY 4, S.J. 2

FEWEST PENALTIES, GAME BY BOTH TEAMS, HOME — 4, 4/28/98 VS. DALLAS (1-0 W OT); DAL 3, S.J. 1

FEWEST PENALTIES, GAME BY BOTH TEAMS, ROAD — 3, 5/19/95 AT CALGARY (5-4 W 2OT); CGY 2, S.J. 1

MOST PENALTIES, GAME BY BOTH TEAMS, HOME — 33, 5/6/94 VS. TORONTO (5-2 W); TOR 18, S.J. 15

MOST PENALTIES, GAME BY BOTH TEAMS, ROAD — 33, 4/24/98 AT DALLAS (2-5 L); DAL 12, S.J. 21

MOST CONSECUTIVE GAMES SCORING PPG — 5 4/21/06 THRU 4/30/06, VS. NASHVILLE

MOST CONSECUTIVE GAMES NOT SCORING PPG — 6, 4/12/01 THRU 4/21/01 VS. ST. LOUIS

MOST CONSECUTIVE GAMES ALLOWING PPG — 8, 4/12/00 THRU 4/25/00 VS. ST. LOUIS, 4/28/00 VS. DALLAS

MOST CONSECUTIVE GAMES NOT ALLOWING PPG — 4, (2 TIMES, MOST RECENT — 4/24/04 THRU 5/01/04 VS. COLORADO)

MOST CONSECUTIVE CHANCES NOT SCORING PPG — 23, 4/12/01 (1ST PERIOD) THRU 4/21/01 (3RD PERIOD) VS. ST. LOUIS

MOST CONSECUTIVE CHANCES NOT ALLOWING PPG — 20, 4/22/04 (2ND PERIOD) VS. COLORADO THRU 5/04/04 AT COLORADO (2ND PERIOD)

LONGEST SHUTOUT STREAK - 178:14, 4/24/02 VS. COLORADO (1ST PERIOD) THRU 4/28/04 AT COLORADO (OT, 5:15)

LONGEST CONSECUTIVE SCORELESS STREAK — 171:28, 4/25/00 VS. ST. LOUIS (2ND PERIOD) THRU 5/2/00 VS. DALLAS (2ND PERIOD)

INDIVIDUAL

MOST POINTS, GAME — 4 (3 TIMES, MOST RECENT — JEREMY ROENICK [2-2=4]; 4/22/08 VS. CALGARY [5-3 W])

MOST GOALS, GAME — 3, (3 TIMES, MOST RECENT — PATRICK MARLEAU, 4/22/04 VS. COLORADO [5-2 W])

MOST ASSISTS, GAME — 3 (7 TIMES, MOST RECENT — CHRISTIAN EHRRHOFF, 4/25/06 VS. NASHVILLE [4-1 W])

MOST PPG, GAME — 2, (2 TIMES, MOST RECENT — PATRICK MARLEAU, 4/27/06 VS. NASHVILLE [5-4 W])

MOST SHG, GAME — 2, VINCENT DAMPHOUSSE, 4/30/99 AT COLORADO (7-3 W)

MOST SHOTS, GAME — 10, OWEN NOLAN, 5/6/02 VS. COLORADO (6-4 W)

SHARKS ALL-TIME PLAYOFF RECORDS



Ryane Clowe shared the team goal-scoring lead (five) during the 2008 Stanley Cup Playoffs.

MOST PENALTIES, GAME — 5 (3 TIMES, MOST RECENT — RYANE CLOWE, 4/13/07 AT NASHVILLE [2-5 L]; 13 PIM)

MOST PIM, GAME — 24, OWEN NOLAN, 4/24/98 AT DALLAS (2-5 L); 5 PENALTIES

BEST PLUS/MINUS, GAME — +4 (2 TIMES, MOST RECENT — BRYAN MARCHMENT, 4/30/99 AT COLORADO [7-3 W])

WORST PLUS/MINUS, GAME — -6, CRAIG JANNEY, 5/11/95 VS. CALGARY (2-9 L)

MOST CONSECUTIVE GAMES, GOAL — 4 (2 TIMES, MOST RECENT — PATRICK MARLEAU, 4/26/02 VS. PHOENIX THRU 5/6/02 VS. COLORADO)

MOST CONSECUTIVE GAMES, ASSIST — 7 (2 TIMES, MOST RECENT — JOE THORNTON, 4/16/07 VS. NASHVILLE THRU 5/2/07 VS. DETROIT)

MOST CONSECUTIVE GAMES, POINT — 8 (2 TIMES, MOST RECENT — PATRICK MARLEAU, 4/17/02 VS. PHOENIX THRU 5/6/02 VS. COLORADO)

FASTEST 2 GOALS, FOR — 1:34, PATRICK MARLEAU, 4/22/04 VS. COLORADO (5-2 W)

FASTEST 3 GOALS, FOR — 22:21, PATRICK MARLEAU, 4/22/04 VS. COLORADO (5-2 W)

MOST POINTS, PERIOD — 3 (3 TIMES, MOST RECENT — JEREMY ROENICK [2-1=3], 4/22/08 VS. COLORADO [5-3 W] 2ND PERIOD)

MOST GOALS, PERIOD — 2 (11 TIMES, MOST RECENT — JEREMY ROENICK, 4/22/08 VS. CALGARY [5-3 W] 2ND PERIOD)

MOST ASSISTS, PERIOD — 3, MIKE RICCI, 4/28/99 AT COLORADO (4-2 W) 3RD PERIOD

MOST PPG, PERIOD — 1 (NUMEROUS TIMES, MOST RECENT — MILAN MICHALEK, 4/30/08 AT DALLAS [2-1 W]); 3RD PERIOD

MOST SHG, PERIOD — 2, VINCENT DAMPHOUSSE, 4/30/99 AT COLORADO (7-3 W) 3RD PERIOD

MOST SHOTS, PERIOD — 6, 4/11/07 AT NASHVILLE (5-4 W 2OT), 1ST PERIOD

MOST PENALTIES, PERIOD — 3, (4 TIMES, MOST RECENT — RYANE CLOWE [9 PIM], 4/13/07 AT NASHVILLE [2-5 L]) 3RD PERIOD

MOST PIM, PERIOD — 20, OWEN NOLAN (20 PIM) 4/24/98 AT DALLAS (2-5 L), 3RD PERIOD

FASTEST 2 GOALS, AGAINST — 2:06, THEO FLEURY, 5/13/95 VS. CALGARY (4-6 L)

FASTEST 3 GOALS, AGAINST — 14:17, THEO FLEURY, 5/13/95 VS. CALGARY (4-6 L)

FASTEST 4 GOALS, AGAINST — 50:50, THEO FLEURY, 5/13/95 VS. CALGARY (4-6 L)

MOST POINTS BY OPPONENT, GAME — 5 (2 TIMES, MOST RECENT — THEOREN FLEURY [4-1=5], 5/13/95 VS. CALGARY [4-6])

MOST GOALS BY OPPONENT, GAME — 4, THEOREN FLEURY, 5/13/95 VS. CALGARY (4-6 L)

MOST ASSISTS BY OPPONENT, GAME — 4 (3 TIMES, MOST RECENT — PAUL KARIYA, 4/21/06 VS. NASHVILLE [3-4 L])

MOST PPG BY OPPONENT, GAME — 2 (2 TIMES, MOST RECENT — PAT VERBEEK, 4/24/98 AT DALLAS [2-5 L])

MOST SHG BY OPPONENT, GAME — 1 (NUMEROUS TIMES, MOST RECENT — DAN CLEARY, 4/28/07 AT DETROIT [2-3 L])

MOST SHOTS BY OPPONENT, GAME — 9, 3 TIMES, MOST RECENT --- MIKE RIBIERO AND BRAD RICHARDS, 5/4/08 AT DALLAS (1-2 L 4OT)

MOST PENALTIES BY OPPONENT, GAME — 6, (2 TIMES, MOST RECENT — CHRIS SIMON, 5/13/04 AT CALGARY [3-0 W]; 23 MINUTES)

MOST PIM BY OPPONENT, GAME — 23, CHRIS SIMON, (6 PENALTIES) 5/13/04 AT CALGARY (3-0 W)

BEST PLUS/MINUS BY OPPONENT, GAME — +6, THEOREN FLEURY, 5/11/95 VS. CALGARY (2-9 L)

WORST PLUS/MINUS BY OPPONENT, GAME — -4 (2 TIMES, MOST RECENT — JAMES PATRICK, 5/7/95 AT CALGARY (5-4 W))

MOST POINTS BY OPPONENT, PERIOD — 4, BRAD RICHARDS (1-3=4), 4/27/08 VS. DALLAS (2-5 L), 3RD PERIOD

MOST GOALS BY OPPONENT, PERIOD — 2 (13 TIMES, MOST RECENT — NIKLAS HAGMAN, 4/27/08 VS. DALLAS [2-5 L], 3RD PERIOD

MOST ASSISTS BY OPPONENT, PERIOD — 3 (3 TIMES, MOST RECENT — BRAD RICHARDS [1-3=4], 4/27/08 VS. DALLAS [2-5 L], 3RD PERIOD

MOST PPG BY OPPONENT, PERIOD — 1 (NUMEROUS TIMES, MOST RECENT — TOMAS HOLMSTROM, 5/5/07 AT DETROIT [1-4 L], 3RD PERIOD)

MOST SHG BY OPPONENT, PERIOD — 1 (NUMEROUS TIMES, MOST RECENT — DAN CLEARY, 4/28/07 AT DETROIT [2-3 L])

MOST SHOTS BY OPPONENT, PERIOD — 6 (2 TIMES, MOST RECENT — DINO CICCARELLI, 5/23/95 AT DETROIT [2-6 L]; 1ST PERIOD)

MOST PENALTIES BY OPPONENT, PERIOD — 4, (4 TIMES, MOST RECENT — CHRIS SIMON, 5/13/04 AT CALGARY [3-0 W]; 23 MINUTES) 3RD PERIOD

MOST PIM BY OPPONENT, PERIOD — 22, JAROME IGINLA (3 PENALTIES), 5/13/04 AT CALGARY (3-0 W); 3RD PERIOD

SHARKS ALL-TIME PLAYOFF RECORDS

GOALTENDERS

MOST MINUTES, GAME — 129:03, EVGENI NABOKOV, 5/4/08 AT DALLAS (1-2 L 4 OT)
FEWEST GOALS ALLOWED, GAME — 0 (8 TIMES, MOST RECENT — EVGENI NABOKOV, 4/10/08 VS. CALGARY [2-0 W])
MOST GOALS ALLOWED, GAME — 8 (2 TIMES, MOST RECENT — EVGENI NABOKOV, 5/4/02 AT COLORADO [2-8 L])
MOST SHOTS FACED, GAME — 60, WADE FLAHERTY, 5/19/95 AT CALGARY (5-4 W 2OT)
MOST SHOTS FACED, PERIOD — 21, ARTURS IRBE, 5/23/95 AT DETROIT (2-6 L) 1ST PERIOD
FEWEST SHOTS FACED, GAME — 10, EVGENI NABOKOV, 4/15/08 AT CALGARY (3-2 W)
FEWEST SHOTS FACED, PERIOD (MIN. 18 MINUTES) — 0, MIIKKA KIPRUSOFF, 4/16/01 VS. ST. LOUIS (3-6 L)
MOST SAVES, GAME — 56, WADE FLAHERTY, 5/19/95 AT CALGARY (5-4 W 2OT)
MOST SAVES, PERIOD — 18, (TWO TIMES, MOST RECENT — EVGENI NABOKOV, 5/4/08 AT DALLAS [1-2 L 4OT]; 4TH PERIOD)
MOST PENALTIES, GAME — 1 (4 TIMES, MOST RECENT — EVGENI NABOKOV, 5/16/04 AT CALGARY [4-1 W]; 2 PIM)
MOST PIM, GAME — 10, ARTURS IRBE, 5/15/95 AT CALGARY (0-5 L), 1 PENALTY
MOST POINTS, GAME — 1 (2 TIMES, MOST RECENT — EVGENI NABOKOV [0-1=2], 5/1/02 AT COLORADO [6-3 W])
LONGEST SHUTOUT STREAK — EVGENI NABOKOV, 178:14, 4/24/02 VS. COLORADO (1ST PERIOD) THRU 4/28/04 AT COLORADO (OT, 5:15)

MOST MINUTES, GAME BY OPPONENT — 129:03, MARTY TURCO, 5/4/08 AT DALLAS (1-2 L 4 OT)
FEWEST GOALS ALLOWED, GAME BY OPPONENT — 0 (11 TIMES, MOST RECENT — MIIKKA KIPRUSOFF, 4/20/08 AT CALGARY [0-2 L])
MOST GOALS ALLOWED, GAME BY OPPONENT — 6, PATRICK ROY, 4/30/99 AT COLORADO (7-3 W)
MOST SHOTS FACED, GAME BY OPPONENT — 62, MARTY TURCO, 5/04/08 AT DALLAS (1-2 L 4 OT)
MOST SHOTS FACED, PERIOD BY OPPONENT — 27, MIIKKA KIPRUSOFF, 4/10/08 VS. CALGARY (2-0 W), 2ND PERIOD
FEWEST SHOTS FACED, GAME BY OPPONENT — 12, MIKE VERNON, 5/25/95 VS. DETROIT (1-6 L)
FEWEST SHOTS FACED, PERIOD BY OPPONENT (MIN. 18 MINUTES) — 2 (6 TIMES, MOST RECENT — TOMAS VOKOUN, 4/11/07 AT NASHVILLE [5-4 W 2OT])
MOST SAVES, GAME BY OPPONENT — 61, MARTY TURCO, 5/04/08 AT DALLAS (1-2 L 4 OT)
MOST SAVES, PERIOD BY OPPONENT — 25, MIIKKA KIPRUSOFF, 4/10/08 VS. CALGARY (2-0 W), 2ND PERIOD
MOST PENALTIES, GAME BY OPPONENT — 2, (2 TIMES, MOST RECENT — ED BELFOUR, 5/5/00 VS. DALLAS (4-5 L), 4 PIM)
MOST PIM, GAME BY OPPONENT — 12, ED BELFOUR, 4/26/98 VS. DALLAS (4-1 W), 2 PENALTIES
MOST POINTS, GAME BY OPPONENT — 1 (4 TIMES, MOST RECENT — CHRIS OSGOOD (0-1=1), 4/12/04 AT ST. LOUIS [1-4 L])



NHL



NATIONAL HOCKEY LEAGUE



NATIONAL HOCKEY LEAGUE

New York

1185 Avenue of the Americas
New York, NY 10036
212-789-2000
Fax: 212-789-2020
PR Fax: 212-789-2080

Montréal

1800 McGill College Avenue, Suite 2600
Montréal, Québec, H3A 3J6
514-841-9220
Fax: 514-841-1070

Toronto

50 Bay Street, 11th Floor
Toronto, Ontario, M5J 2X8
416-359-7900
Fax: 416-981-2779
PR Fax: 416-981-2769



Gary Bettman



William Daly

EXECUTIVE

Commissioner Gary B. Bettman
Deputy Commissioner William Daly
Chief Operating Officer John Collins
Senior Executive Vice President of
Hockey Operations Colin Campbell

COMMUNICATIONS

Senior Vice President,
Public Relations (Toronto) Gary Meagher
Senior Vice President,
Communications Bernadette Mansur
Group Vice President, Media Relations Frank Brown
Vice President, Public Relations &
Player Development Jamey Horan
Vice President, Community and
Diversity Programming Ken Martin
Statistician and Information Officer
(Toronto) Benny Ercolani



2008-09 NHL OFFICIALS

REFEREES

NAME	NO
Auger, Stephane	15
Banfield, David*	44
Ciamaga, Chris*	41
Devorski, Paul	10
Dwyer, Gord	19
Fraser, Kerry	2
Furlatt, Eric	27
Hasenfratz, Mike	30
Hebert, Ghislain*	49
Jackson, Dave	8
Joannette, Marc	25
Kimmerly, Greg	18
Koharski, Don	12
Kowal, Tom	32
Kozari, Steve	40
LaRue, Dennis	14
L'Ecuyer, Frederick*	48
Lee, Chris	28
Leggo, Mike	3
Marouelli, Dan	6
Martell, Rob	26
McCauley, Wes	4
McCreary, Bill	7
Meier, Brad	34
Morton, Dean	36
O'Halloran, Dan	13
O'Rourke, Dan	42
Peel, Tim	20
Pochmara, Brian	43
Pollock, Kevin	33
Rehman, Kyle*	37
Rooney, Chris	5
St-Laurent, Francois*	38
St. Pierre, Justin	45
Shick, Rob	16
Sutherland, Kelly	11
Van Massenhoven, Don	21
Walsh, Ian	29
Watson, Brad	23

* — Minor League Referee



LINESMEN

NAME	NO	NAME	NO
Amell, Derek	75	McElman, Andy	90
Barton, Steve	59	Miller, Steve	89
Brisebois, David	96	Morin, Jean	97
Cameron, Lonnie	74	Murphy, Brian	93
Champoux, Pierre	67	Murray, Jonny	95
Cherrey, Scott	50	Nansen, Derek	70
Cormier, Michel	76	Nelson, Thor	80
Cvik, Mike	88	Nowak, Tim	77
Devorski, Greg	54	Pare, Mark	79
Driscoll, Scott	68	Racicot, Pierre	65
Galloway, Ryan	82	Rody, Vaughan	73
Gibbs, Darren	66	Schachte, Dan	47
Henderson, Don	91	Seitz, Lyle	61
Heyer, Shane	55	Sericolo, Anthony	84
Kovachik, Brad	71	Sharrers, Jay	57
Lazarowich, Brad	86	Shewchyk, Mark	92
Mach, Brian	78	Wheler, Mark	56

NHL TROPHIES

HART MEMORIAL TROPHY — An annual award to “the player adjudged to be the most valuable to his team.” Winner selected in a poll by the Professional Hockey Writers’ Association in all NHL cities at the end of the regular season schedule. **2008 Winner: Alex Ovechkin, Washington Capitals**

ART ROSS TROPHY — An annual award to “the player who leads the League in scoring points at the end of the regular season.” **2008 Winner: Alex Ovechkin, Washington Capitals**

MAURICE “ROCKET” RICHARD TROPHY — The Maurice “Rocket” Richard Trophy, a gift to the National Hockey League from the Montreal Canadiens, is presented to the player finishing the regular season as the League’s goal-scoring leader. During his 18-year career with the Canadiens from 1942-43 through 1959-60, Richard was the first player in NHL history to score 50 goals in a season and 500 for his career. He was the League’s top goal-scorer five times, played on eight Stanley Cup Champions and was inducted into the Hockey Hall of Fame in 1961. **2008 Winner: Alex Ovechkin, Washington Capitals**

CALDER MEMORIAL TROPHY — An annual award to “the player selected as the most proficient in his first year of competition in the National Hockey League.” Winner selected in a poll by the Professional Hockey Writers’ Association at the end of the regular season schedule. To be eligible for this award, a player cannot have competed in more than 25 games in any single preceding season nor in six or more games in each of any two preceding seasons in any major professional league. Beginning in 1990-91, to be eligible for this award, a player must not have attained his 26th birthday by September 15 of the season in which he is eligible. **2008 Winner: Patrick Kane, Chicago Blackhawks**

JAMES NORRIS MEMORIAL TROPHY — An annual award to “the defense player who demonstrates throughout the season the greatest all-round ability in the position.” Winner selected by a poll of the Professional Hockey Writers’ Association at the end of the regular schedule. **2008 Winner: Nicklas Lidstrom, Detroit Red Wings**

VEZINA TROPHY — An annual award to “the goalkeeper adjudged to be the best at his position” as voted by the general managers of each NHL club. Until the 1981-82 season, the goalkeeper(s) of the team allowing the fewest number of goals during the regular season were awarded the Vezina Trophy. **2008 Winner: Martin Brodeur, New Jersey Devils**

LADY BYNG MEMORIAL TROPHY — An annual award to “the player adjudged to have exhibited the best type of sportsmanship and gentlemanly conduct combined with a high standard of playing ability.” Winner selected in poll by the Professional Hockey Writers’ Association at the end of the regular schedule. **2008 Winner: Pavel Datsyuk, Detroit Red Wings**

FRANK J. SELKE TROPHY — An annual award to “the forward who best excels in the defensive aspects of the game.” Winner selected in a poll by the Professional Hockey Writers’ Association at the end of the regular schedule. **2008 Winner: Pavel Datsyuk, Detroit Red Wings**

CONN SMYTHE TROPHY — An annual award to “the most valuable player for his team in the playoffs.” Winner selected by the Professional Hockey Writers’ Association at the conclusion of the final game in the Stanley Cup Finals. **2008 Winner: Henrik Zetterberg, Detroit Red Wings**

WILLIAM M. JENNINGS TROPHY — Since the 1981-82 season, an annual award to “the goalkeeper(s) having played a minimum of 25 games for the team with the fewest goals scored against it.” **2008 Winners: Dominik Hasek and Chris Osgood, Detroit Red Wings**

JACK ADAMS AWARD — An annual award presented by the National Hockey League Broadcasters’ Association to “the NHL coach adjudged to have contributed the most to his team’s success.” Poll taken at the conclusion of the regular season. **2008 Winner: Bruce Boudreau, Washington Capitals**



Washington Capitals left wing Alex Ovechkin recorded the National Hockey League award “hat trick” by winning the 2008 Hart Memorial, Art Ross and Maurice “Rocket” Richard Trophies. In addition, he received the Lester B. Pearson Award as voted by members of the NHL Players’ Association.

BILL MASTERTON MEMORIAL TROPHY — An annual award under the trusteeship of the Professional Hockey Writers’ Association to “the NHL player who best exemplifies the qualities of perseverance, sportsmanship and dedication to hockey.” The winner is chosen by a poll among the PWHA at the conclusion of the regular season. **2008 Winner: Jason Blake, Toronto Maple Leafs**

LESTER PATRICK TROPHY — An annual award “for outstanding service to hockey in the United States.” Eligible recipients are players, officials, coaches, executives and referees. Winner selected by an award committee consisting of the Commissioner of the NHL, an NHL Governor, a representative of the N.Y. Rangers, a member of the Hockey Hall of Fame Builder’s section, a member of the Hockey Hall of Fame Player’s section, a member of the U.S. Hockey Hall of Fame, a member of the NHL Broadcasters’ Association and a member of the Professional Hockey Writers’ Association. Each except the League Commissioner is rotated annually. **2008 Winners: Bob Naegele, Jr., Brian Burke, Phil Housley and Ted Lindsay**

KING CLANCY MEMORIAL AWARD — An annual award to “the player who best exemplifies leadership qualities on-and-off the ice and has made a noteworthy humanitarian contribution in his community.” **2008 Winner: Vincent Lecavalier, Tampa Bay Lightning**

LESTER B. PEARSON AWARD — An annual award presented to the NHL’s outstanding player as selected by the members of the National Hockey League Players’ Association. **2008 Winner: Alex Ovechkin, Washington Capitals**

PRESIDENTS’ TROPHY — An annual award presented to the club finishing the regular season with the best overall record. **2008 Winner: Detroit Red Wings**

ANAHEIM DUCKS



HONDA CENTER

2695 E. Katella Ave.

Anaheim, Calif. 92806

Phone: 714-940-2900 • **Fax:** 714-940-2953

G.M.: Brian P. Burke

Coach: Randy Carlyle

P.R.: Alex Gilchrist, Steve Hoem,
Lauren O'Gorman

Press Box: 714-704-2623

PRACTICE FACILITY

Anaheim ICE


300 West Lincoln Ave.

Anaheim, Calif. 92805

Phone: 714-535-7465

AHL AFFILIATE

Iowa Chops



Corey Perry

ALL-TIME RECORD

vs. Anaheim	W	L	T	OL
SJ ALL-TIME Record	41	33	4	6
SJ HOME	18	20	2	2
SJ ROAD	23	13	2	4

2007-08 RESULTS

DATE	SITE	W	L	OT	SJ	OPP
11/9/2007	A	0	0	1	2	3
11/17/2007	H	0	0	1	1	2
12/16/2007	A	1	0	0	2	1
12/18/2007	H	0	1	0	0	2
12/22/2007	H	0	1	0	2	5
1/13/2008	A	0	0	1	3	4
3/21/2008	H	1	0	0	2	1
3/28/2008	A	1	0	0	3	1
TOTALS		3	2	3	15	19

NOTES

- On March 29, 2000, in his first game against his former team, Teemu Selanne scored a hat trick in a 7-4 Sharks victory over Anaheim. Paul Kariya also posted a hat trick, only the third time in Sharks history that an opponent matched a Shark for goals in a game.
- On April 15, 2006 at HP Pavilion at San Jose, Jonathan Cheechoo recorded his fifth hat trick of the 2005-06 season, his third against Anaheim, in San Jose's 6-3 win.
- On March 28, 2008, San Jose clinched its third Pacific Division Championship with a 3-1 victory at Anaheim. Joe Pavelski assisted on all three goals and Brian Boucher stopped 23 of 24 shots.

Last Sharks Win — March 28, 2008 (Sharks 3 @ Anaheim 1)

Last Anaheim Win — Jan. 13, 2008 (Sharks 3 @ Anaheim 4 OT)

Last Sharks Shutout — Nov. 4, 2005 (Sharks 1 @ Anaheim 0 OT) (Nolan Schaefer)

Last Anaheim Shutout — Dec. 18, 2007 (Anaheim 2 @ Sharks 0) (J.S. Giguere)

Last Sharks Win At Home — March. 21, 2008 (Anaheim 1 @ Sharks 2)

Last Anaheim Win At Home — Jan. 13, 2008 (Sharks 3 @ Anaheim 4 OT)

Last Sharks Win At Anaheim — March 28, 2008 (Sharks 3 @ Anaheim 1)

Last Anaheim Win At Sharks — Dec. 22, 2007 (Anaheim 5 @ Sharks 2)

Last Sharks Overtime Win At Home — Nov. 30, 2000 (Anaheim 2 @ Sharks 3 OT)

Last Anaheim Overtime Win At Home — Jan. 13, 2008 (Sharks 3 @ Anaheim 4 OT)

Last Sharks Overtime Win At Anaheim — Nov. 4, 2005 (Sharks 1 @ Anaheim 0)

Last Anaheim Overtime Win At Sharks — March 22, 2003 (Anaheim 3 @ Sharks 2)

Last Sharks Shootout Win — Dec. 16, 2007 (Sharks 2 @ Anaheim 1)

Last Sharks Shootout Loss — Nov. 17, 2007 (Anaheim 3 @ Sharks 2)

Most Goals By Sharks — 7, 2 times, MR, March 29, 2001 (Anaheim 4 @ Sharks 7)

Most Goals By Anaheim — 7, MR, Feb. 6, 2007 (Anaheim 7 @ Sharks 4)

Most Goals By Both Teams — 11, MR, Feb. 6, 2007 (Anaheim 7 @ Sharks 4)

Last Sharks Hat Trick — Jonathan Cheechoo, April 15, 2006 (Anaheim 3 @ Sharks 6)

Last Anaheim Hat Trick — Paul Kariya, March 29, 2001 (Anaheim 4 @ Sharks 7)

Last Sharks Penalty Shot — Milan Michalek (Unsuccessful — Jean-Sebastien Giguere), Dec. 16, 2007 (Sharks 2 @ Anaheim 1 SO)

Last Anaheim Penalty Shot — Todd Bertuzzi (Unsuccessful — Evgeni Nabokov), Dec. 22, 2007 (Anaheim 5 @ Sharks 2)

2007-08 DUCKS LEADERS

Goals	Corey Perry, 29
Assists	Ryan Getzlaf, 58
Points	Ryan Getzlaf, 82
Shots	Corey Perry, 200
GAA	Jonas Hiller, 2.06
Wins	Jean-Sebastien Giguere, 35
Losses	Jean-Sebastien Giguere, 17
Shutouts	Jean-Sebastien Giguere, 4
Save %	Jonas Hiller, .927
2007-08 Record	47-27-8, 102 pts. 2nd/Pacific Division 4th/Western Conference

2008 PLAYOFFS

Western Conference Quarterfinals: Lost to Dallas, 4-2

ATLANTA THRASHERS



PHILIPS ARENA

One Philips Drive
Atlanta, Ga. 30303
Phone: 404-878-3800 • **Fax:** 404-878-3712
G.M.: Don Waddell
Coach: John Anderson
P.R.: Rob Koch, Brian Potter, Rob Tillotson
Press Box: 404-878-3478/3479

PRACTICE FACILITY

Duluth Ice Forum
2300 Satellite Blvd.
Suite 200
Duluth, Ga. 30097
Phone: 404-878-3200
Fax: 404-878-3201

AHL AFFILIATE

Chicago Wolves



Ilya Kovalchuk

ALL-TIME RECORD

VS. ATLANTA	W	L	T	OL
SJ ALL-TIME Record	7	0	2	1
SJ HOME	4	0	1	0
SJ ROAD	3	0	1	1

2007-08 RESULTS

Sharks did not play Southeast Division opponents in 2007-08.

NOTES

- The Sharks are 7-0-2-1 all-time vs. Atlanta.
- San Jose has scored 37 goals in their 10 games vs. Atlanta and allowed just 18.
- On Jan. 10, 2004, the Sharks set a franchise record for most consecutive games recording a point at home (13, 8-0-3-2) in a 5-2 win over the Thrashers.
- On that same date, Patrick Marleau reached and surpassed the 300-point plateau with a goal (300th point) and assist (301).
- On Dec. 6, 2005, Marleau tied a franchise record for most points (1-8=9) in a three-game span set in Dec. 1992 by Kelly Kisio with three assists.

Last Sharks Win — March 22, 2007 (Atlanta 1 @ Sharks 5)

Last Atlanta Win — Nov. 13, 2002 (Sharks 2 @ Atlanta 3, OT)

Last Sharks Shutout — Feb. 11, 2000 (Sharks 3 @ Atlanta 0) (Steve Shields)

Last Atlanta Shutout — None

Last Sharks Win At Home — Dec. 6, 2005 (Atlanta 3 @ Sharks 5)

Last Atlanta Win At Home — Nov. 13, 2002 (Sharks 2 @ Atlanta 3 OT)

Last Sharks Win At Atlanta — March 22, 2007 (Sharks 5 @ Atlanta 1)

Last Atlanta Win At Sharks — None

Last Sharks Overtime Win At Home — None

Last Atlanta Overtime Win At Home — Nov. 13, 2002 (Sharks 2 @ Atlanta 3)

Last Sharks Overtime Win At Atlanta — None

Last Atlanta Overtime Win At Sharks — None

Last Sharks Shootout Win — None

Last Sharks Shootout Loss — None

Most Goals By Sharks — 5, 4 times, MR, March 22, 2007 (Sharks 5 @ Atlanta 1)

Most Goals By Atlanta — 3, 2 times, MR, Dec. 6, 2005 (Atlanta 3 @ Sharks 5)

Most Goals By Both Teams — 8, Dec. 6, 2005 (Atlanta 3 @ Sharks 5)

Last Sharks Hat Trick — Jonathan Cheechoo, March 22, 2007 (Sharks 5 @ Atlanta 1)

Last Atlanta Hat Trick — None

Last Sharks Penalty Shot — None

Last Atlanta Penalty Shot — None

2007-08 THRASHERS LEADERS

Goals	Ilya Kovalchuk, 52
Assists	Ilya Kovalchuk, 35
Points	Ilya Kovalchuk, 87
Shots	Ilya Kovalchuk, 283
GAA	Kari Lehtonen, 2.90
Wins	Kari Lehtonen, 17
Losses	Kari Lehtonen, 22
Shutouts	Kari Lehtonen, 4
Save %	Kari Lehtonen, .916
2007-08 Record	34-40-8, 76 pts. 4th/Southeast Division 14th/Eastern Conference

2008 PLAYOFFS

Did not qualify

BOSTON BRUINS



TD BANKNORTH GARDEN

100 Legends Way
Boston, Mass. 02114
Phone: 617-624-2327

Fax: 617-523-7184

G.M.: Peter Chiarelli

Coach: Claude Julien

P.R.: Matthew Chmura, Eric Tosi, Heidi Holland

Press Box: 617-624-2900

PRACTICE FACILITY

Ristuccia Memorial Arena
190 Main St.
Wilmington, Mass. 01887

AHL AFFILIATE

Providence Bruins



Marc Savard

ALL-TIME RECORD

VS. BOSTON	W	L	T	OL
SJ ALL-TIME Record	5	13	5	0
SJ HOME	4	6	2	0
SJ ROAD	1	7	3	0

2007-08 RESULTS

DATE	SITE	W	L	OT	SJ	OPP
10/13/2007	H	0	1	0	1	2
TOTALS		0	1	0	1	2

NOTES

- The Sharks are 4-3-1-0 in their last eight games vs. Boston.
- On Nov. 6, 2003, Vesa Toskala set career marks in shots faced (52) and saves (47) in a 5-5 tie.
- On Jan. 10, 2006, the Sharks defeated the Bruins in Boston for the first time in franchise history, which was Joe Thornton's first game against his former team following the Nov. 30, 2005 trade to San Jose. Thornton was ejected at 5:13 in the first period for cross-checking Hal Gill.

Last Sharks Win — Jan. 10, 2006 (Sharks 6 @ Boston 2)

Last Boston Win — Oct. 13, 2007 (Boston 2 @ Sharks 1)

Last Sharks Shutout — None

Last Boston Shutout — Oct. 18, 1998 (Sharks 0 @ Boston 3) (Rob Tallas)

Last Sharks Win At Home — March 21, 2003 (Boston 2 @ Sharks 3)

Last Boston Win At Home — Dec. 23, 2002 (Sharks 2 @ Boston 5)

Last Sharks Win At Boston — Jan. 10, 2006 (Sharks 6 @ Boston 2)

Last Boston Win At Sharks — Oct. 13, 2007 (Boston 2 @ Sharks 1)

Last Sharks Overtime Win At Home — None

Last Boston Overtime Win At Home — None

Last Sharks Overtime Win At Boston — None

Last Boston Overtime Win At Sharks — None

Last Sharks Shootout Win — None

Last Sharks Shootout Loss — None

Most Goals By Sharks — 6, 3 times, MR, Jan. 10, 2006 (Sharks 6 @ Boston 2)

Most Goals By Boston — 8, Oct. 15, 1992 (Boston 8 @ Sharks 2)

Most Goals By Both Teams — 13, March 23, 1992 (Sharks 6 @ Boston 7)

Last Sharks Hat Trick — None

Last Boston Hat Trick — None

Last Sharks Penalty Shot — Patrick Marleau (Unsuccessful — Steve Shields), March 21, 2003 (Boston 2 @ Sharks 3)

Last Boston Penalty Shot — Rick Tocchet (Unsuccessful — Geoff Sarjeant), March 18, 1996 (Sharks 3 @ Boston 3)

2007-08 BRUINS LEADERS

Goals	Marco Sturm, 27
Assists	Marc Savard, 63
Points	Marc Savard, 78
Shots	Marco Sturm, 229
GAA	Alexander Auld, 2.32
Wins	Tim Thomas, 28
Losses	Tim Thomas, 19
Shutouts	Tim Thomas, 3
Save %	Tim Thomas, .921
2007-08 Record	41-29-12, 94 pts.
	3rd/Northeast Division
	8th/Eastern Conference

2008 PLAYOFFS

Eastern Conference Quarterfinals: Lost to Montreal, 4-3

BUFFALO SABRES



HSBC ARENA

One Seymour H. Knox III Plaza
Buffalo, N.Y. 14203

Phone: 716-855-4100 • **Fax:** 716-855-4162

G.M.: Darcy Regier

Coach: Lindy Ruff

P.R.: Michael Gilbert, Kevin Snow, Chris Bandura

Press Box: 716-855-4536

PRACTICE FACILITY

Pepsi Center
615 Amherst Manor Drive
Williamsville, N.Y. 14221
Phone: 716-631-7555

AHL AFFILIATE

Portland Pirates



Thomas Vanek

ALL-TIME RECORD

VS. BUFFALO	W	L	T	OL
SJ ALL-TIME Record	6	13	4	0
SJ HOME	5	2	4	0
SJ ROAD	1	11	0	0

2007-08 RESULTS

DATE	SITE	W	L	OT	SJ	OPP
12/8/2007	H	0	1	0	1	7
TOTALS		0	1	0	1	7

NOTES

- On Nov. 5, 1992 in San Jose, Larry DePalma and Dave Snuggerud scored goals seven seconds apart. They set a franchise record for the fastest two goals in a game during San Jose's 7-5 win.
- San Jose had never defeated the Sabres in Buffalo, until Dec. 2, 2005 — Joe Thornton's first game with the Sharks. In that game, a 5-0 San Jose win, goaltenders Evgeni Nabokov and Nolan Schaefer combined for the shutout, the first between the two teams.
- Buffalo has defeated San Jose just twice in California. The first win came on Nov. 12, 1991 at the Cow Palace. The next victory came 16 years later on Dec. 8, 2007 in a 7-1 decision at HP Pavilion.

Last Sharks Win — Dec. 2, 2005 (Sharks 5 @ Buffalo 0)

Last Buffalo Win — Dec. 8, 2007 (Buffalo 7 @ Sharks 1)

Last Sharks Shutout — Dec. 2, 2005 (Sharks 5 @ Buffalo 0) (Evgeni Nabokov and Nolan Schaefer)

Last Buffalo Shutout — None

Last Sharks Win At Home — Jan. 9, 2001 (Buffalo 1 @ Sharks 2)

Last Buffalo Win At Home — Feb. 10, 2004 (Sharks 1 @ Buffalo 2)

Last Sharks Win At Buffalo — Dec. 2, 2005 (Sharks 5 @ Buffalo 0)

Last Buffalo Win At Sharks — Dec. 8, 2007 (Buffalo 7 @ Sharks 1)

Last Sharks Overtime Win At Home — March 15, 2000 (Buffalo 5 @ Sharks 6 OT)

Last Sharks Overtime Win At Buffalo — None

Last Buffalo Overtime Win At Sharks — None

Last Sharks Shootout Win — None

Last Sharks Shootout Loss — None

Most Goals By Sharks — 7, Nov. 5, 1992 (Buffalo 5 @ Sharks 7)

Most Goals By Buffalo — 7, 4 times, MR, Dec. 8, 2007 (Buffalo 7 @ Sharks 1)

Most Goals By Both Teams — 13, Feb. 14, 1992 (Sharks 6 @ Buffalo 7)

Last Sharks Hat Trick — None

Last Buffalo Hat Trick — Donald Audette, Nov. 8, 1995 (Sharks 2 @ Buffalo 7)

Last Sharks Penalty Shot — None

Last Buffalo Penalty Shot — None

2007-08 SABRES LEADERS

Goals	Thomas Vanek, 36
Assists	Jason Pominville, 53
Points	Derek Roy, 81
Shots	Thomas Vanek, 240
GAA	Ryan Miller, 2.64
Wins	Ryan Miller, 27
Losses	Ryan Miller, 10
Shutouts	Ryan Miller, 3
Save %	Ryan Miller, .906
2007-08 Record	39-31-12, 90 pts. 4th/Northeast Division 10th/Eastern Conference

2008 PLAYOFFS

Did not qualify



PENGROWTH SADDLEDOME

P.O. Box 1540, Station M

Calgary, Alberta T2P 3B9

Phone: 403-777-4646 • Fax: 403-777-2171

G.M.: Darryl Sutter


Coach: Mike Keenan

P.R.: Peter Hanlon, Sean Kelso, Bernie Hargrave

Press Box: 403-264-0636

AHL AFFILIATE

Quad City Flames



Dion Phaneuf

ALL-TIME RECORD

VS. CALGARY	W	L	T	OL
SJ ALL-TIME Record	28	39	8	3
SJ HOME	16	18	4	2
SJ ROAD	12	21	4	1

2007-08 RESULTS

DATE	SITE	W	L	OT	SJ	OPP
10/22/2007	A	1	0	0	4	1
1/3/2008	H	0	0	1	2	3
1/30/2008	A	0	1	0	4	5
2/12/2008	H	0	0	1	3	4
TOTALS		1	1	2	13	13

NOTES

- The Flames were responsible for San Jose's initial victory (Oct. 8, 1991, 4-3 at the Cow Palace) and first road win (Nov. 30, 1991, 2-1 at Calgary).
- On March 25, 2004, Mike Rathje passed Marcus Ragnarsson and became the Sharks all-time points leader among defensemen with 154 (27 goals and 127 assists).
- On Feb 24, 2007, Patrick Marleau skated in his 700th NHL game (the eighth youngest in NHL history).
- On April 5, 2007 at HP Pavilion, Joe Thornton had two assists to give him 90. He became only the third player in NHL history to have consecutive 90-assist seasons (Wayne Gretzky, 12 in a row from 1980-81 through 1991-92, and Mario Lemieux, 1988-89 and 1997-98).

Last Sharks Win — Nov. 22, 2007 (Sharks 4 @ Calgary 1)

Last Calgary Win — Feb. 12, 2008 (Calgary 4 @ Sharks 4 OT)

Last Sharks Shutout — Feb. 6, 2002 (Calgary 0 @ Sharks 2) (Evgeni Nabokov)

Last Calgary Shutout — March 4, 2006 (Sharks 0 @ Calgary 2) (Miikka Kiprusoff)

Last Sharks Win At Home — April 5, 2007 (Calgary 3 @ Sharks 4)

Last Calgary Win At Home — Jan. 30, 2008 (Sharks 4 @ Calgary 5)

Last Sharks Win At Calgary — Nov. 22, 2007 (Sharks 4 @ Calgary 1)

Last Calgary Win At Sharks — Feb. 12, 2008 (Calgary 4 @ Sharks 3 OT)

Last Sharks Overtime Win At Home — Oct. 29, 2005 (Calgary 2 @ Sharks 3 SO)

Last Calgary Overtime Win At Home — Nov. 10, 1999 (Sharks 3 @ Calgary 4 OT)

Last Sharks Overtime Win At Calgary — March 22, 1996 (Sharks 2 @ Calgary 1 OT)

Last Calgary Overtime Win At Sharks — Feb. 12, 2008 (Sharks 3 @ Calgary 4 OT)

Last Sharks Shootout Win — Oct. 29, 2005 (Calgary 2 @ Sharks 3)

Last Sharks Shootout Loss — None

Most Goals By Sharks — 8, Dec. 4, 2000 (Sharks 8 @ Calgary 0)

Most Goals By Calgary — 13, Feb. 10, 1993 (Sharks 1 @ Calgary 13)

Most Goals By Both Teams — 14, Feb. 10, 1993

(Sharks 1 @ Calgary 13)

Last Sharks Hat Trick — Alexei Yegorov, Feb. 20, 1996 (Sharks 3 @ Calgary 5)

Last Calgary Hat Trick — Owen Nolan, Jan. 30, 2008 (Sharks 4 @ Calgary 5)

Last Sharks Penalty Shot — None

Last Calgary Penalty Shot — Tony Amonte (Unsuccessful — Nolan Schaefer), Oct. 29, 2005 (Calgary 2 @ Sharks 3 SO)

2007-08 FLAMES LEADERS

Goals	Jarome Iginla, 50
Assists	Jarome Iginla, 48
Points	Jarome Iginla, 98
Shots	Jarome Iginla, 338
GAA	Miikka Kiprusoff, 2.69
Wins	Miikka Kiprusoff, 39
Losses	Miikka Kiprusoff, 26
Shutouts	Miikka Kiprusoff, 2
Save %	Miikka Kiprusoff, .906
2007-08 Record	42-30-10, 94 pts. 3rd/Northwest Division 7th/Western Conference

2008 PLAYOFFS

Western Conference Quarterfinals: Lost to Sharks, 4-3

CAROLINA HURRICANES



RBC CENTER

1400 Edwards Mill Road

Raleigh, N.C. 27607

Phone: 919-467-7825 • Fax: 919-462-0123

G.M.: Jim Rutherford

Coach: Peter Laviolette

P.R.: Mike Sundheim, Kyle Hanlin

Press Box: 919-861-2300

Exts. 6531, 6562, 6563, 6564

PRACTICE FACILITY

Rec Zone

912 Hodges St.

Raleigh, N.C. 27608

Phone: 919-754-0441

AHL AFFILIATE

Albany River Rats



Eric Staal

ALL-TIME RECORD

VS. CAROLINA	W	L	T	OL
SJ ALL-TIME Record	13	11	0	0
SJ HOME	8	4	0	0
SJ ROAD	5	7	0	0
Hfd	3	3	0	0
Car	2	4	0	0

2007-08 RESULTS

Sharks did not play Southeast Division opponents in 2007-08.

NOTES

- On Dec. 3, 1992 vs. Hartford at the Cow Palace, Rob Gaudreau recorded the first hat trick in Sharks history.
- On Feb. 5, 2003 in San Jose, three Sharks defensemen (Brad Stuart, Bryan Marchment and Mike Rathje) each scored a goal — the first time Sharks defensemen did this since Jan. 1, 2002.
- On Dec. 10, 2005 at HP Pavilion, Joe Thornton set a franchise record for consecutive multi-point games (five) in San Jose's 4-3 win over the Hurricanes.
- The Sharks lost to the 2006 Stanley Cup Champions in their only meeting of the 2006-07 regular season. The loss ended a franchise-record 10-game point streak.

Last Sharks Win — Dec. 10, 2005 (Carolina 3 @ Sharks 4)

Last Carolina Win — March 24, 2007 (San Jose 4 @ Carolina 6)

Last Sharks Shutout — Feb. 10, 2002 (Carolina 0 @ Sharks 4) (Evgeni Nabokov)

Last Carolina Shutout — Oct. 28, 2003 (San Jose 0 @ Carolina 3) (Kevin Weeks)

Last Sharks Win At Home — Dec. 10, 2005 (Carolina 3 @ Sharks 4)

Last Carolina Win At Home — March 24, 2007 (San Jose 4 @ Carolina 6)

Last Sharks Win At Carolina — Oct. 24, 2000 (Sharks 3 @ Carolina 2)

Last Carolina Win At Sharks — March 4, 2000 (Carolina 5 @ Sharks 2)

Last Sharks Overtime Win At Home — None

Last Carolina Overtime Win At Home — None

Last Sharks Overtime Win At Carolina — None

Last Carolina Overtime Win At Sharks — None

Last Sharks Shootout Win — None

Last Sharks Shootout Loss — None

Most Goals By Sharks — 8, 2 times, MR, Jan. 30, 1996 (Hartford 2 @ Sharks 8)

Most Goals By Carolina — 7, 2 times, MR, Nov. 7, 1995 (Hartford 7 @ Sharks 3)

Most Goals By Both Teams — 12, Dec. 3, 1992 (Hartford 7 @ Sharks 5)

Last Sharks Hat Trick — Kevin Miller, Jan. 30, 1996 (Hartford 2 @ Sharks 8)

Last Carolina Hat Trick — Josef Vasicek, Oct. 28, 2003 (Sharks 0 @ Carolina 3)

Last Sharks Penalty Shot — None

Last Carolina Penalty Shot — None

2007-08 HURRICANES LEADERS

Goals	Eric Staal, 38
Assists	Eric Staal, 44
Points	Eric Staal, 82
Shots	Eric Staal, 310
GAA	Cam Ward, 2.75
Wins	Cam Ward, 37
Losses	Cam Ward, 25
Shutouts	Cam Ward, 4
Save %	Cam Ward, .904
2007-08 Record	43-33-6, 92 pts. 2nd/Southeast Division 9th/Eastern Conference

2008 PLAYOFFS

Did not qualify

NHL

CHICAGO BLACKHAWKS



UNITED CENTER

1901 W. Madison St.
Chicago, Ill. 60612

Phone: 312-455-7000 • **Fax:** 312-455-7041

G.M.: Dale Tallon

Coach: Denis Savard

P.R.: Brandon Faber, Adam Rogowin, Jordan Horst

Press Box: 312-455-4678

PRACTICE FACILITY

The Edge
735 E. Jefferson St.
Bensenville, Ill. 60106

Phone: 630-350-8411

Fax: 630-350-8415

AHL AFFILIATE

Rockford Ice Hogs



Jonathan Toews

ALL-TIME RECORD

VS. CHICAGO	W	L	T	OL
SJ ALL-TIME Record	34	21	5	3
SJ HOME	18	9	3	1
SJ ROAD	16	12	2	2

2007-08 RESULTS

DATE	SITE	W	L	OT	SJ	OPP
10/10/2007	A	1	0	0	2	1
1/22/2008	H	1	0	0	3	2
2/2/2008	H	1	0	0	3	2
3/7/2008	A	1	0	0	3	2
TOTALS		4	0	0	11	7

NOTES

- On Oct. 4, 1999 in a 7-1 victory at San Jose, Owen Nolan and Jeff Friesen recorded hat tricks, the first multiple hat trick game in franchise history.
- On Feb. 3, 2007 at HP Pavilion, Vesa Toskala became the first Sharks goaltender to have a multi-point game with two assists.
- On March 13, 2007, Bill Guerin recorded a hat trick (with his third goal coming on his first successful penalty shot) in a 7-1 victory at HP Pavilion.
- On March 21, 2007 at Chicago, the Sharks established a franchise record for most regular season wins (45) in a 4-1 victory.

Last Sharks Win — March 7, 2008 (Sharks 3 @ Chicago 2)

Last Chicago Win — Oct. 7, 2005 (Sharks 3 @ Chicago 6)

Last Sharks Shutout — Feb. 22, 2007 (Sharks 2 @ Chicago 0) (Evgeni Nabokov)

Last Chicago Shutout — March 6, 1999 (Chicago 4 @ Sharks 0) (Jocelyn Thibault)

Last Sharks Win At Home — Feb. 2, 2008 (Chicago 2 @ Sharks 3)

Last Chicago Win At Home — Oct. 7, 2005 (San Jose 3 @ Chicago 6)

Last Sharks Win At Chicago — March 7, 2008 (Sharks 3 @ Chicago 2)

Last Chicago Win At Sharks — March 17, 2003 (Chicago 3 @ Sharks 2 OT)

Last Sharks Overtime Win At Home — Feb. 10, 2001 (Chicago 2 @ Sharks 3 OT)

Last Chicago Overtime Win At Home — Nov. 11, 2001 (Sharks 2 @ Chicago 3 OT)

Last Sharks Overtime Win At Chicago — March 26, 2006 (Sharks 5 @ Chicago 4 OT)

Last Chicago Overtime Win At Sharks — March 17, 2003 (Chicago 3 @ Sharks 2 OT)

Last Sharks Shootout Win — Feb. 2, 2008 (Chicago 2 @ Sharks 3)

Last Sharks Shootout Loss — None

Most Goals By Sharks — 7, 3 times, MR, March 13, 2007 (Chicago 1 @ Sharks 7)

Most Goals By Chicago — 7, 3 times, MR, Feb. 13, 1997 (Sharks 3 @ Chicago 7)

Most Goals By Both Teams — 10, 3 times, MR, Feb. 13, 1997 (Sharks 3 @ Chicago 7)

Last Sharks Hat Trick — Bill Guerin, March 13, 2007 (Chicago 1 @ Sharks 7)

Last Chicago Hat Trick — Tyler Arnason, Dec. 28, 2002 (Chicago 3 @ Sharks 3 OT)

Last Sharks Penalty Shot — None

Last Chicago Penalty Shot — None

2007-08 BLACKHAWKS LEADERS

Goals	Patrick Sharp, 36
Assists	Patrick Kane, 51
Points	Patrick Kane, 72
Shots	Patrick Sharp, 209
GAA	Nikolai Khabibulin, 2.63
Wins	Nikolai Khabibulin, 23
Losses	Nikolai Khabibulin, 20
Shutouts	Nikolai Khabibulin, 2
Save %	Nikolai Khabibulin, .909
2007-08 Record	40-34-8, 88 pts. 3rd/Central Division 10th/Western Conference

2008 PLAYOFFS

Did not qualify

COLORADO AVALANCHE



PEPSI CENTER

1000 Chopper Circle
Denver, Colo. 80204

Phone: 303-405-1100 • **Fax:** 303-893-0614

G.M.: Francois Giguere

Coach: Tony Granato

P.R.: Jean Martineau, Damen Zier,
Brendan McNicholas

Press Box: 303-575-1926

PRACTICE FACILITY

South Suburban
Family Sports Center
6901 S. Peoria St.
Englewood, Colo. 80112

AHL AFFILIATE

Lake Erie Monsters



Ian Laperriere

ALL-TIME RECORD

VS. COLORADO	W	L	T	OL
SJ ALL-TIME Record	19	34	5	1
SJ HOME	11	18	1	0
SJ ROAD All-Time	8	16	4	1
Col	8	13	4	1
Que	0	3	0	0

2007-08 RESULTS

DATE	SITE	W	L	OT	SJ	OPP
10/7/2007	A	0	1	0	2	6
11/30/2007	H	1	0	0	3	2
12/3/2007	A	1	0	0	3	2
2/6/2008	H	0	1	0	1	3
TOTALS		2	2	0	9	13

NOTES

- Evgeni Nabokov is 7-12-2 with a 2.86 goals-against average and three shutouts vs. Colorado.
- On Nov. 8, 2005 at the Pepsi Center, Pierre Turgeon became the 34th player in NHL history to score 500 goals.
- On March 18, 2007 in Colorado, Ron Wilson became the 13th in NHL history to coach 1,000 games.

Last Sharks Win — Dec. 3, 2007 (Sharks 3 @ Colorado 2)

Last Colorado Win — Feb. 6, 2008 (Colorado 3 @ Sharks 1)

Last Sharks Shutout — Jan. 15, 2002 (Sharks 1 @ Colorado 0 OT) (Evgeni Nabokov)

Last Colorado Shutout — March 20, 2003 (Sharks 0 @ Colorado 2) (Patrick Roy)

Last Sharks Win At Home — Nov. 30, 2007 (Colorado 2 @ Sharks 3)

Last Colorado Win At Home — Oct. 7, 2007 (Sharks 2 @ Colorado 6)

Last Sharks Win At Colorado — Dec. 3, 2007 (Sharks 3 @ Colorado 2)

Last Colorado Win At Sharks — Feb. 6, 2008 (Colorado 3 @ Sharks 1)

Last Sharks Overtime Win At Home — April 4, 1997 (Colorado 6 @ Sharks 7 OT)

Last Colorado Overtime Win At Home — March 18, 2007 (Sharks 3 @ Colorado 4 OT)

Last Sharks Overtime Win At Colorado — Jan. 15, 2002 (Sharks 1 @ Colorado 0 OT)

Last Colorado Overtime Win At Sharks — Jan. 27, 1996 (Colorado 4 @ Sharks 3 OT)

Last Sharks Shootout Win — None

Last Sharks Shootout Loss — None

Most Goals By Sharks — 7, 3 times, MR, April 4, 1997 (Colorado 6 @ Sharks 7 OT)

Most Goals By Colorado — 12, Dec. 5, 1995 (Sharks 2 @ Colorado 12)

Most Goals By Both Teams — 15, Dec. 12, 1992 (Quebec 8 @ Sharks 7)

Last Sharks Hat Trick — Tony Granato, April 4, 1997 (Colorado 6 @ Sharks 7 OT)

Last Colorado Hat Trick — Steven Reinprecht, Jan. 4, 2002 (Colorado 6 @ Sharks 1)

Last Sharks Penalty Shot — Mike Grier (Unsuccessful — Jose Theodore), Dec. 7, 2006 (Colorado 5 @ Sharks 2)

Last Colorado Penalty Shot — None

2007-08 AVALANCHE LEADERS

Goals	Milan Hejduk, 29
Assists	Paul Stastny, 47
Points	Paul Stastny, 71
Shots	Milan Hejduk, 205
GAA	Jose Theodore, 2.44
Wins	Jose Theodore, 28
Losses	Jose Theodore, 21
Shutouts	Jose Theodore, 3
Save %	Jose Theodore, .910
2007-08 Record	44-31-7 95 pts. 2nd/Northwest Division 6th/Western Conference

2008 PLAYOFFS

Western Conference Quarterfinals: Defeated Minnesota, 4-2
Western Conference Semifinals: Lost to Detroit, 4-0

COLUMBUS BLUE JACKETS



NATIONWIDE ARENA

200 W. Nationwide Arena
Columbus, Ohio 43215

Phone: 614-246-4625 • **Fax:** 614-246-4007

G.M.: Scott Howson

Coach: Ken Hitchcock

P.R.: Todd Sharrock, Ryan Holtmann

Press Box: 614-246-3251/3252

PRACTICE FACILITY

Dispatch Ice Haus
200 W. Nationwide Blvd.
Columbus, Ohio 43215
Phone: 614-246-3380

AHL AFFILIATE

Syracuse Crunch



Rick Nash

ALL-TIME RECORD

VS. COLUMBUS	W	L	T	OL
SJ ALL-TIME Record	20	7	0	1
SJ HOME	13	0	0	1
SJ ROAD	7	7	0	0

2007-08 RESULTS

DATE	SITE	W	L	OT	SJ	OPP
10/27/2007	A	0	1	0	1	2
1/5/2008	H	1	0	0	3	2
2/8/2008	H	1	0	0	2	1
2/27/2008	A	1	0	0	4	2
TOTALS		3	1	0	10	7

NOTES

- On Oct. 25, 2000, Gary Suter scored the franchise's first goal against the Blue Jackets in his 1,000th NHL game.
- San Jose set a franchise record for most goals scored in a home game (10) on March 30, 2002. The record was originally set in a 10-8 win at Pittsburgh on Jan. 13, 1996.
- On Feb. 14, 2004 at Columbus, San Jose had a club record 50 shots on goal.
- On March 16, 2007, the Sharks tied a franchise record for wins (44) and shutouts in a season (11) in a 3-0 victory.

Last Sharks Win — Feb. 27, 2008 (Sharks 4 @ Columbus 2)

Last Columbus Win — Oct. 27, 2007 (Sharks 1 @ Columbus 2)

Last Sharks Shutout — March 16, 2007 (Sharks 3 @ Columbus 0) (Evgeni Nabokov)

Last Columbus Shutout — Feb. 16, 2007 (Sharks 0 @ Columbus 3) (Frederic Norrena)

Last Sharks Win At Home — Feb. 8, 2008 (Columbus 1 @ Sharks 2)

Last Columbus Win At Home — Oct. 27, 2007 (Sharks 1 @ Columbus 2)

Last Sharks Win At Columbus — Feb. 27, 2008 (Sharks 4 @ Columbus 2)

Last Columbus Win At Sharks — Jan. 8, 2004 (Columbus 3 @ Sharks 2 OT)

Last Sharks Overtime Win At Home — Feb. 8, 2008 (Columbus 1 @ Sharks 2 OT)

Last Columbus Overtime Win At Home — None

Last Sharks Overtime Win At Columbus — Feb. 14, 2004 (Sharks 2 @ Columbus 1 OT)

Last Columbus Overtime Win At Sharks — Jan. 8, 2004 (Sharks 2 @ Columbus 3 OT)

Last Sharks Shootout Win — None

Last Sharks Shootout Loss — None

Most Goals By Sharks — 10, March 30, 2002 (Columbus 2 @ Sharks 10)

Most Goals By Columbus — 6, Jan. 24, 2002 (Sharks 2 @ Columbus 6)

Most Goals By Both Teams — 12, March 30, 2002 (Columbus 2 @ Sharks 10)

Last Sharks Hat Trick — Ryane Clowe, Jan. 6, 2007 (Columbus 2 @ Sharks 5)

Last Columbus Hat Trick — Espen Knutsen, Jan. 24, 2002 (Sharks 2 @ Columbus 6)

Last Sharks Penalty Shot — Jonathan Cheechoo (Successful — Pascal Leclaire), Feb. 23, 2004 (Columbus 2 @ Sharks 4)

Last Columbus Penalty Shot — Rick Nash (Unsuccessful — Evgeni Nabokov), Feb. 8, 2008 (Columbus 1 @ Sharks 2)

2007-08 BLUE JACKETS LEADERS

Goals	Rick Nash, 38
Assists	Nikolai Zherdev, 35
Points	Rick Nash, 69
Shots	Rick Nash, 329
GAA	Pascal Leclaire, 2.25
Wins	Pascal Leclaire, 24
Losses	Fredrik Norrena, 19
Shutouts	Pascal Leclaire, 9
Save %	Pascal Leclaire, .919
2007-08 Record	34-36-12, 80 pts. 4th/Central Division 13th/Western Conference

2008 PLAYOFFS

Did not qualify

DALLAS STARS



AMERICAN AIRLINES CENTER

2500 Victory Way
Dallas, Texas 75219

Phone: 214-655-4600 • **Fax:** 214-387-5564

Co-G.M.: Les Jackson and Brett Hull

Coach: Dave Tippett

P.R.: Rob Scichili, Jason Rademan, Erin Chendertlin

Press Box: 214-665-4600

Press Box Fax: 214-655-4601

PRACTICE FACILITY/ OFFICES

Dr. Pepper Star Center Frisco
2601 Avenue of the Stars
Frisco, Texas 75034

Phone: 214-387-5500

Fax: 214-387-5610

AHL AFFILIATE

None



Brenden Morrow

ALL-TIME RECORD

VS. DALLAS	W	L	T	OL
SJ ALL-TIME Record	32	40	5	6
SJ HOME	15	21	1	5
SJ ROAD All-Time	17	19	4	1
Dal	17	16	4	1
Min	0	3	0	0

2007-08 RESULTS

DATE	SITE	W	L	OT	SJ	OPP
10/29/2007	A	1	0	0	4	2
11/7/2007	H	0	1	0	1	3
11/14/2007	A	1	0	0	4	3
12/3/2007	A	1	0	0	3	2
12/15/2007	H	0	1	0	2	4
1/17/2008	H	0	1	0	2	4
3/27/2008	H	1	0	0	3	2
4/6/2008	A	0	1	0	2	4
TOTALS		4	4	0	21	24

NOTES

- On Feb. 10, 2006, Patrick Marleau, Joe Thornton, Jonathan Cheechoo and Milan Michalek all had multi-point games as the Sharks defeated the Stars, 6-3, at HP Pavilion. The win was the first by the Sharks in 13 regulation games against Marty Turco.
- On Dec. 31, 2006, Patrick Marleau passed Owen Nolan for first on San Jose's all-time assists list (246) while Joe Thornton scored his 200th NHL goal in a 4-2 win at American Airlines Arena.
- On Jan. 30, 2007, San Jose's NHL record of consecutive games without going into overtime ended at 49 in a 3-2 shootout loss at HP Pavilion. The streak was the longest single season streak since the overtime period debuted in 1983-84.
- On Oct. 29, 2007, rookie Devin Setoguchi scored two goals, including the game-winner in his NHL debut, in San Jose's 4-2 win.

Last Sharks Win — March 27, 2008 (Dallas 2 @ Sharks 3)

Last Dallas Win — April 6, 2008 (Sharks 2 @ Dallas 4)

Last Sharks Shutout — March 4, 2007 (Sharks 4 @ Dallas 0) (Evgeni Nabokov)

Last Dallas Shutout — Dec. 21, 2006 (Sharks 0 @ Dallas 3) (Marty Turco)

Last Sharks Win At Home — March 27, 2008 (Dallas 2 @ Sharks 3)

Last Dallas Win At Home — April 6, 2008 (Sharks 2 @ Dallas 4)

Last Sharks Win At Dallas — Dec. 3, 2007 (Sharks 3 @ Dallas 2)

Last Dallas Win At Sharks — Jan. 17, 2008 (Dallas 4 @ Sharks 2)

Last Sharks Overtime Win At Home — March 27, 2008 (Dallas 2 @ Sharks 3 OT)

Last Dallas Overtime Win At Home — Jan. 30, 2006 (Sharks 2 @ Dallas 3 OT)

Last Sharks Overtime Win At Dallas — April 3, 2006 (Sharks 3 @ Dallas 2 OT)

Last Dallas Overtime Win At Sharks — Nov. 17, 2001 (Dallas 3 @ Sharks 2)

Last Sharks Shootout Win — Nov. 14, 2007 (Sharks 4 @ Dallas 3)

Last Sharks Shootout Loss — Nov. 12, 2005 (Dallas 3 @ Sharks 2)

Most Goals By Sharks — 7, Feb. 6, 1994 (Sharks 7 @ Dallas 1)

Most Goals By Dallas — 10, Nov. 28, 1992 (Sharks 3 @ Minnesota 10)

Most Goals By Both Teams — 13, Nov. 28, 1992 (Sharks 3 @ Minnesota 10)

Last Sharks Hat Trick — Mike Ricci, April 7, 2001 (Dallas 5 @ Sharks 4 OT)

Last Dallas Hat Trick — Mike Modano, Feb. 21, 1994 (Dallas 6 @ Sharks 3)

Last Sharks Penalty Shot — Marcel Goc (Unsuccessful — Marty Turco), Oct. 26, 2005 (Sharks 5 @ Dallas 4 OT)

Last Dallas Penalty Shot — Sergei Zubov (Unsuccessful — Evgeni Nabokov), Nov. 7, 2007 (Dallas 3 @ Sharks 1)

2007-08 STARS LEADERS

Goals

Assists

Points

Shots

GAA

Wins

Losses

Shutouts

Save %

2007-08 Record

Brenden Morrow, 32
Mike Ribeiro, 56
Mike Ribeiro, 83
Brad Richards, 249
Marty Turco, 2.31
Marty Turco, 32
Marty Turco, 21
Marty Turco, 3
Marty Turco, .909
45-30-7, 97 pts.
3rd/Pacific Division
5th/Western Conference

2008 PLAYOFFS

Western Conference Quarterfinals: Defeated Anaheim, 4-2

Western Conference Semifinals: Defeated San Jose, 4-2

Western Conference Finals: Lost to Detroit, 4-2

DETROIT RED WINGS



JOE LOUIS ARENA

19 Steve Yzerman Drive
Detroit, Mich. 48226

Phone: 313-396-7544 • **Fax:** 313-567-0296

G.M.: Ken Holland


Coach: Mike Babcock

P.R.: John Hahn, Todd Bean, Anne Marie Krappmann, Lisa Hitchcock, Kelli Kearly

Press Box: 313-396-7957

AHL AFFILIATE

Grand Rapids Griffins



Henrik Zetterberg

ALL-TIME RECORD

VS. DETROIT	W	L	T	OL
SJ ALL-TIME Record	16	40	4	3
SJ HOME	12	16	3	1
SJ ROAD	4	24	1	2

2007-08 RESULTS

DATE	SITE	W	L	OT	SJ	OPP
10/18/2007	H	0	1	0	2	4
10/26/2007	A	0	1	0	1	5
1/19/2008	H	0	1	0	3	6
2/29/2008	A	1	0	0	3	2
TOTALS		1	3	0	9	17

NOTES

- On April 6, 2002 in a 6-3 victory in San Jose, Patrick Marleau recorded the Sharks first hat trick against the Red Wings (and first of his career).
- On Feb. 10, 2003, Brett Hull scored his 700th NHL goal in a game vs. San Jose at Joe Louis Arena.
- On Feb. 11, 2004 at Detroit, Mike Ricci played in his 1,000th NHL game.
- On Jan. 4, 2007 at HP Pavilion, San Jose set a franchise record for most consecutive goals in a game (nine), most power play goals in a game (six) and in a period (four, third). The onslaught came after Detroit took a 3-0 lead. The Sharks won the game, 9-4.

Last Sharks Win — Feb. 29, 2008 (Sharks 3 @ Detroit 2)

Last Detroit Win — Jan. 19, 2008 (Detroit 6 @ Sharks 3)

Last Sharks Shutout — March 27, 2003 (Detroit 0 @ Sharks 3) (Vesa Toskala)

Last Detroit Shutout — March 23, 2006 (Sharks 0 @ Detroit 4) (Manny Legace)

Last Sharks Win At Home — Jan. 4, 2007 (Detroit 4 @ Sharks 9)

Last Detroit Win At Home — Oct. 26, 2007 (Sharks 1 @ Detroit 5)

Last Sharks Win At Detroit — Feb. 29, 2008 (Sharks 3 @ Detroit 2)

Last Detroit Win At Sharks — Jan. 19, 2008 (Detroit 6 @ Sharks 3)

Last Sharks Overtime Win At Home — None

Last Detroit Overtime Win At Home — Oct. 17, 2005 (Sharks 2 @ Detroit 3 OT)

Last Sharks Overtime Win At Detroit — None

Last Detroit Overtime Win At Sharks — Oct. 4, 2001 (Detroit 4 @ Sharks 3 OT)

Last Sharks Shootout Win — None

Last Sharks Shootout Loss — None

Most Goals By Sharks — 9, Jan. 4, 2007 (Detroit 4 @ Sharks 9)

Most Goals By Detroit — 11, Feb. 15, 1991 (Sharks 1 @ Detroit 11)

Most Goals By Both Teams — 13, Jan. 6, 1994 (Detroit 10 @ Sharks 3)

Last Sharks Hat Trick — Patrick Marleau, April 6, 2002 (Detroit 3 @ Sharks 6)

Last Detroit Hat Trick — Mathieu Schneider, Nov. 26, 2005 (Detroit 7 @ Sharks 6)

Last Sharks Penalty Shot — Nils Ekman (Unsuccessful

— Manny Legace), Feb. 28, 2006 (Detroit 1 @ Sharks 5)

Last Detroit Penalty Shot — Igor Larionov (Successful — Arturs Irbe), Nov. 22, 1995 (Sharks 2 @ Detroit 5)

2007-08 RED WINGS LEADERS

Goals	Henrik Zetterberg, 43
Assists	Pavel Datsyuk, 66
Points	Pavel Datsyuk, 97
Shots	Henrik Zetterberg, 358
GAA	Chris Osgood, 2.09
Wins	Chris Osgood and Dominik Hasek, 27
Losses	Dominik Hasek, 10
Shutouts	Dominik Hasek, 5
Save %	Chris Osgood, .914
2007-08 Record	54-21-7, 115 pts.

1st/Central Division

1st/Western Conference

Western Conference and Stanley Cup Champions

2008 PLAYOFFS

Western Conference Quarterfinals: Defeated Nashville, 4-2

Western Conference Semifinals: Defeated Colorado, 4-0

Western Conference Finals: Defeated Dallas, 4-2

Stanley Cup Finals: Defeated Pittsburgh, 4-2



REXALL PLACE

7424 118th Ave.

Edmonton, Alberta T5B 4M9

Phone: 780-414-4000 • **Fax:** 780-409-5848

G.M.: Steve Tambellini

Coach: Craig MacTavish

P.R.: Allan Watt, J.J. Hebert, Steve Knowles

Press Box: 780-409-3780

TEAM OFFICES/ MAILING ADDRESS

11230 110th St.

Edmonton, Alberta

T5G 3H7

AHL AFFILIATE

Springfield Falcons



Fernando Pisani

ALL-TIME RECORD

VS. EDMONTON	W	L	T	OL
SJ ALL-TIME Record	27	34	12	4
SJ HOME	18	13	6	2
SJ ROAD	9	21	6	2

2007-08 RESULTS

DATE	SITE	W	L	OT	SJ	OPP
10/4/2007	A	0	0	1	2	3
1/29/2008	A	1	0	0	3	0
2/14/2008	H	0	1	0	2	3
3/16/2008	H	0	0	1	1	2
TOTALS		1	1	2	8	8

NOTES

- On Feb. 12, 2002 in Edmonton, the Sharks played the first penalty-free game in team history.
- On Oct. 17, 2002, Vincent Damphousse recorded his 400th NHL goal (becoming the 71st player in League history) in a 4-3 victory at San Jose.
- On Oct. 9, 2003, Milan Michalek scored his first NHL goal in a 5-2 loss at Edmonton.

Last Sharks Win — Jan. 29, 2008 (Sharks 3 @ Edmonton 0)

Last Edmonton Win — March 16, 2008 (Edmonton 2 @ Sharks 1 SO)

Last Sharks Shutout — Jan. 29, 2008 (Sharks 3 @ Edmonton 0) (Evgeni Nabokov)

Last Edmonton Shutout — Feb. 12, 1993 (Sharks 0 @ Edmonton 6) (Bill Ranford)

Last Sharks Win At Home — March 11, 2007 (Edmonton 0 @ Sharks 3)

Last Edmonton Win At Home — Oct. 4, 2007 (Sharks 2 @ Edmonton 3 SO)

Last Sharks Win At Edmonton — Jan. 29, 2008 (Sharks 3 @ Edmonton 0)

Last Edmonton Win At Sharks — March 16, 2008 (Edmonton 2 @ Sharks 1)

Last Sharks Overtime Win At Home — Dec. 11, 2001 (Edmonton 4 @ Sharks 5 OT)

Last Edmonton Overtime Win At Home — Nov. 11, 2005 (Sharks 1 @ Edmonton 2 SO)

Last Sharks Overtime Win At Edmonton — None

Last Edmonton Overtime Win At Sharks — April 12, 1999 (Edmonton 5 @ Sharks 4 OT)

Last Sharks Shootout Win — None

Last Sharks Shootout Loss — March 16, 2008 (Edmonton 2 @ Sharks 1)

Most Goals By Sharks — 6, 4 times, MR, Jan. 24, 2001 (Edmonton 1 @ Sharks 6)

Most Goals By Edmonton — 9, Jan. 21, 1992 (Sharks 2 @ Edmonton 9)

Most Goals By Both Teams — 11, 2 times, MR, March 13, 1996 (Edmonton 8 @ Sharks 3)

Last Sharks Hat Trick — Jonathan Cheechoo, Oct. 12, 2006 (Sharks 4 @ Edmonton 6)

Last Edmonton Hat Trick — Ryan Smyth, Oct. 12, 2006 (Sharks 4 @ Edmonton 6)

Last Sharks Penalty Shot — Jeff Friesen (Unsuccessful — Dominic Roussel), Jan. 24, 2001 (Edmonton 1 @ Sharks 6)

Last Edmonton Penalty Shot — Mike Comrie (Unsuccessful — Vesa Toskala), April 3, 2003 (Sharks 3 @ Edmonton 3)

2007-08 OILERS LEADERS

Goals	Dustin Penner, 23
Assists	Ales Hemsky, 51
Points	Ales Hemsky, 71
Shots	Dustin Penner, 201
GAA	Mathieu Garon, 2.66
Wins	Mathieu Garon, 26
Losses	Mathieu Garon, 18
Shutouts	Mathieu Garon, 4
Save %	Mathieu Garon, .913
2007-08 Record	41-35-6, 88 pts. 4th/Northwest Division 9th/Western Conference

2008 PLAYOFFS

Did not qualify

FLORIDA PANTHERS



BANKATLANTIC CENTER

One Panther Parkway
Sunrise, Fla. 33323

Phone: 954-835-7000 • **Fax:** 954-835-7700

G.M.: Jacques Martin

Coach: Peter DeBoer

P.R.: Justin Copertino, Matt Sacco, Brian Goldman


Press Box: 954-835-7753

PRACTICE FACILITY

Incredible Ice
3299 Sportsplex Drive
Coral Springs, Fla. 33065
Phone: 954-341-9956

AHL AFFILIATE

Rochester Americans



Nathan Horton

ALL-TIME RECORD

VS. FLORIDA	W	L	T	OL
SJ ALL-TIME Record	9	4	7	0
SJ HOME	6	2	2	0
SJ ROAD	3	2	5	0

2007-08 RESULTS

Sharks did not play Southeast Division opponents in 2007-08.

NOTES

- On March 7, 2001, Scott Thornton recorded his first career hat trick in a 3-3 tie.
- On Nov. 1, 2003, Alyn McCauley posted his first career hat trick (and first career multi-goal game) in a 6-2 win at Florida.
- On Dec. 8, 2005 at HP Pavilion, the Sharks scored five or more goals in four consecutive games for the first time in franchise history in a 6-2 win over Florida. On the same day, Patrick Marleau set two franchise records: most points in a four-game span (12) and four consecutive three-point games.

Last Sharks Win — Oct. 31, 2006 (Sharks 2 @ Florida 1)

Last Florida Win — Feb. 9, 2000 (Sharks 1 @ Florida 4)

Last Sharks Shutout — Feb. 3, 2004 (Florida 0 @ Sharks 6)

Last Florida Shutout — None

Last Sharks Win At Home — Dec. 8, 2005 (Florida 2 @ Sharks 6)

Last Florida Win At Home — Feb. 9, 2000 (Sharks 1 @ Florida 4)

Last Sharks Win At Florida — Oct. 31, 2006 (Sharks 2 @ Florida 1)

Last Florida Win At Sharks — Jan. 8, 2000 (Florida 4 @ Sharks 2)

Last Sharks Overtime Win At Home — None

Last Florida Overtime Win At Home — None

Last Sharks Overtime Win At Florida — None

Last Florida Overtime Win At Sharks — None

Last Sharks Shootout Win — None

Last Sharks Shootout Loss — None

Most Goals By Sharks — 7, Nov. 16, 2002 (Sharks 7 @ Florida 3)

Most Goals By Florida — 5, Jan. 8, 1996 (Florida 5 @ Sharks 2)

Most Goals By Both Teams — 10, Nov. 16, 2002

(Sharks 7 @ Florida 3)

Last Sharks Hat Trick — Alyn McCauley, Nov 1, 2003 (Sharks 6 @ Florida 2)

Last Florida Hat Trick — None

Last Sharks Penalty Shot — None

Last Florida Penalty Shot — None

2007-08 PANTHERS LEADERS

Goals	Olli Jokinen, 34
Assists	Olli Jokinen, 37
Points	Olli Jokinen, 71
Shots	Olli Jokinen, 341
GAA	Craig Anderson, 2.25
Wins	Tomas Vokoun, 30
Losses	Tomas Vokoun, 29
Shutouts	Tomas Vokoun, 4
Save %	Craig Anderson, .935
2007-08 Record	38-35-9, 85 pts. 3rd/Southeast Division 11th/Eastern Conference

2008 PLAYOFFS

Did not qualify

LOS ANGELES KINGS



STAPLES CENTER

1111 S. Figueroa St.

Los Angeles, Calif. 90015

Phone: 213-742-7100 • **Fax:** 213-742-7304

Pres./G.M.: Dean Lombardi

Coach: Terry Murray

P.R.: Jeff Moeller, Mike Kalinowski, Jeremy Zager

Press Box: 213-742-7480

PRACTICE FACILITY

Toyota Sports Center

555 N. Nash St.


El Segundo, Calif. 90245

Phone: 310-535-4510

Fax: 310-535-4507

AHL AFFILIATE

Manchester Monarchs



Dustin Brown

ALL-TIME RECORD

VS. LOS ANGELES	W	L	T	OL
SJ ALL-TIME Record	48	40	7	3
SJ HOME	29	16	3	1
SJ ROAD	19	24	4	2

2007-08 RESULTS

DATE	SITE	W	L	OT	SJ	OPP
11/2/2007	H	0	1	0	2	5
11/3/2007	A	1	0	0	3	1
11/24/2007	H	0	1	0	1	2
11/28/2007	H	0	0	1	2	3
12/26/2007	A	1	0	0	3	2
3/18/2008	A	1	0	0	2	1
4/1/2008	H	1	0	0	5	2
4/3/2008	A	0	1	0	2	4
TOTALS		4	3	1	20	20

NOTES

- Evgeni Nabokov is 19-11-3 with a 2.03 goals-against average in 34 games against the Kings.
- In San Jose's 6-3 win on Nov. 22, 2006, Joe Pavelski scored his first NHL goal in his first NHL game. In addition, Marc-Edouard Vlasic scored his first NHL goal and recorded his first multi-point game (also had an assist).
- Patrick Marleau set a franchise record for most games played as the Sharks beat the Kings, 3-1, on Dec. 12, 2006. Marleau skated in his 672nd game, passing Mike Rathje for first on San Jose's all-time list.
- Marleau became the all-time leading goal scorer (207) in Sharks history in a 5-2 win at Staples Center on Jan. 11, 2007.
- In a 4-2 loss on April 3, 2008 in Los Angeles, San Jose's consecutive game point streak ended at 20. In that period, the Sharks went 18-0-2.

Last Sharks Win — April 1, 2008 (Los Angeles 2 @ Sharks 5)

Last Los Angeles Win — April 3, 2008 (Sharks 2 @ Los Angeles 4)

Last Sharks Shutout — April 6, 2006 (Sharks 5 @ Los Angeles 0) (Vesa Toskala)

Last Los Angeles Shutout — April 17, 2006 (Los Angeles 4 @ Sharks 0) (Jason Labarbera)

Last Sharks Win At Home — April 1, 2008 (Los Angeles 2 @ Sharks 5)

Last Los Angeles Win At Home — April 3, 2008 (Sharks 2 @ Los Angeles 4)

Last Sharks Win At Los Angeles — March 18, 2008 (Sharks 2 @ Los Angeles 1)

Last Los Angeles Win At Sharks — Nov. 28, 2007 (Los Angeles 3 @ Sharks 2 SO)

Last Sharks Overtime Win At Home — April 4, 2004 (Los Angeles 3 @ Sharks 4 OT)

Last Los Angeles Overtime Win At Home — Jan. 13, 2003 (Sharks 2 @ Los Angeles 3 OT)

Last Sharks Overtime Win At Los Angeles — Jan. 21, 2006 (Sharks 4 @ Los Angeles 3 OT)

Last Los Angeles Overtime Win At Sharks — April 10, 1993 (Los Angeles 3 @ Sharks 2 OT)

Last Sharks Shootout Win — None

Last Sharks Shootout Loss — Nov. 28, 2007 (Los Angeles 3 @ Sharks 2)

Most Goals By Sharks — 7, 4 times, MR, Nov. 9, 2006 (Sharks 7 @ Los Angeles 3)

Most Goals By Los Angeles — 11, Nov. 8, 1992 (Los Angeles 11 @ Sharks 4)

Most Goals By Both Teams — 15, Nov. 8, 1992 (Los Angeles 11 @ Sharks 4)

Last Sharks Hat Trick — Jonathan Cheechoo, April 1, 2007 (Los Angeles 2 @ Sharks 6)

Last Los Angeles Hat Trick — Mike Donnelly, Nov. 8, 1992 (Los Angeles 11 @ Sharks 4)

Last Sharks Penalty Shot — Alexander Korolyuk (Unsuccessful — Jamie Storr), Nov. 24, 2001 (Sharks 1 @ Los Angeles 3)

Last Los Angeles Penalty Shot — Ladislav Nagy (Unsuccessful — Evgeni Nabokov), Nov. 24, 2007 (Los Angeles 2 @ Sharks 1)

2007-08 KINGS LEADERS

Goals

Assists

Points

Shots

GAA

Wins

Losses

Shutouts

Save %

2007-08 Record

Dustin Brown, 33

Anze Kopitar, 45

Anze Kopitar, 77

Patrick O'Sullivan, 220

Erik Ersberg, 2.48

Jason Labarbera, 17

Jason Labarbera, 23

Erik Ersberg, 2

Erik Ersberg, .927

32-43-7, 71 pts.

5th/Pacific Division

15th/Western Conference

2008 PLAYOFFS

Did not qualify

MINNESOTA WILD



XCCEL ENERGY CENTER

317 Washington St.

St. Paul, Minn. 55102

Phone: 651-602-6000 • **Fax:** 651-293-9574

Pres./G.M.: Doug Risebrough

Coach: Jacques Lemaire

P.R.: Bill Robertson, Aaron Sickman,
Ryan Stanzel

Press Box: 651-726-8600/8601

PRACTICE FACILITY

Parade Ice Garden

600 Kenwood Parkway


Minneapolis, Minn. 55403

Phone: 612-370-4846

Fax: 612-818-2402

AHL AFFILIATE

Houston Aeros



Pierre-Marc Bouchard

ALL-TIME RECORD

VS. MINNESOTA	W	L	T	OL
SJ ALL-TIME Record	15	9	2	2
SJ HOME	7	5	1	1
SJ ROAD	8	4	1	1

2007-08 RESULTS

DATE	SITE	W	L	OT	SJ	OPP
12/11/2007	H	1	0	0	4	1
12/31/2007	A	1	0	0	3	2
3/9/2008	A	1	0	0	3	2
3/19/2008	H	1	0	0	4	3
TOTALS		4	0	0	14	8

NOTES

- The Sharks are 15-9-2-2 all-time vs. Minnesota and 11-4-1-0 in their last 16 games.
- Evgeni Nabokov has a career record of 11-8-2 vs. the Wild, with a 2.16 goals-against average in 21 games.
- The Sharks have killed 94.4 percent (51-for-54) of Minnesota's power plays on the road and 88.8 percent (95-for-107) overall.

Last Sharks Win — March 19, 2008 (Minnesota 3 @ Sharks 4 SO)

Last Minnesota Win — Oct. 21, 2006 (Minnesota 4 @ Sharks 1)

Last Sharks Shutout — March 6, 2007 (Sharks 3 @ Minnesota 0) (Evgeni Nabokov)

Last Minnesota Shutout — Nov. 21, 2001 (Minnesota 2 @ Sharks 0) (Manny Fernandez)

Last Sharks Win At Home — March 19, 2008 (Minnesota 3 @ Sharks 4 SO)

Last Minnesota Win At Home — Oct. 19, 2005 (Sharks 1 @ Minnesota 6)

Last Sharks Win At Minnesota — March 9, 2008 (Sharks 3 @ Minnesota 2 SO)

Last Minnesota Win At Sharks — Oct. 21, 2006 (Minnesota 4 @ Sharks 1)

Last Sharks Overtime Win At Home — None
Last Minnesota Overtime Win At Home — Oct. 31, 2002 (Sharks 1 @ Minnesota 2 OT)

Last Sharks Overtime Win At Minnesota — None
Last Minnesota Overtime Win At Sharks — Feb. 2, 2006 (Minnesota 3 @ Sharks 2)

Last Sharks Shootout Win — March 19, 2008 (Minnesota 3 @ Sharks 2)

Last Sharks Shootout Loss — Feb. 2, 2006 (Minnesota 3 @ Sharks 2)

Most Goals By Sharks — 5, March 25, 2006 (Sharks 5 @ Minnesota 1)

Most Goals By Minnesota — 6, Oct. 19, 2005 (Sharks 1 @ Minnesota 6)

Most Goals By Both Teams — 7, 4 times, MR, March 19, 2008 (Minnesota 3 @ Sharks 4)

Last Sharks Hat Trick — None
Last Minnesota Hat Trick — Brian Rolston, Nov. 5, 2005 (Minnesota 3 @ Sharks 1)

Last Sharks Penalty Shot — Tomas Plihal (Successful — Niklas Backstrom), March 9, 2008 (Sharks 3 @ Minnesota 2 SO)

Last Minnesota Penalty Shot — Marian Gaborik (Successful — Vesa Toskala), Feb. 2, 2006 (Minnesota 3 @ Sharks 2 SO)

2007-08 WILD LEADERS

Goals
Assists
Points
Shots
GAA
Wins
Losses
Shutouts
Save %
2007-08 Record

Marian Gaborik, 42
Pierre-Marc Bouchard, 50
Marian Gaborik, 83
Brian Rolston, 289
Niklas Backstrom, 2.31
Niklas Backstrom, 33
Josh Harding, 15
Niklas Backstrom, 4
Niklas Backstrom, .920
44-28-10, 98 pts.
1st/Northwest Division
3rd/Western Conference

2008 PLAYOFFS

Western Conference Quarterfinals: Lost to Colorado, 4-2

MONTREAL CANADIENS



CENTRE BELL

1260 de la Gauchetière Street West
Montreal, Quebec H3B 5E8

Phone: 514-932-2582 • **Fax:** 514-932-8285

G.M.: Bob Gainey

Coach: Guy Carbonneau

P.R.: Dominick Saillant, Jasmin Pilon,
Sylvie Lambert, Donald Beauchamp

Press Box: 514-989-2872

PRACTICE FACILITY

Verdun Auditorium
4110 Boul. LaSalle
Verdun, Quebec H4G 2A5

Phone: 514-765-7130

Fax: 514-765-7127

AHL AFFILIATE

Hamilton Bulldogs



Chris Higgins

ALL-TIME RECORD

VS. MONTREAL	W	L	T	OL
SJ ALL-TIME Record	8	11	4	1
SJ HOME	6	3	2	1
SJ ROAD	2	8	2	0

2007-08 RESULTS

DATE	SITE	W	L	OT	SJ	OPP
3/3/2008	H	1	0	0	6	4
TOTALS		1	0	0	6	4

NOTES

- The Sharks are 15-for-53 (28.3 percent) on the power play at home vs. Montreal.
- On Jan. 27, 2002 in Montreal, Sergei Berezin scored Montreal's second goal, the 10,000th home goal for the Canadiens.
- The Sharks lost 6-2 in Montreal on Jan. 14, 2006, the only Eastern Conference opponent to defeat the Sharks in 2005-06.

Last Sharks Win — March 3, 2008 (Montreal 4 @ Sharks 6)

Last Montreal Win — Jan. 14, 2006 (Sharks 2 @ Montreal 6)

Last Sharks Shutout — March 12, 2001 (Montreal 0 @ Sharks 3) (Evgeni Nabokov and Miikka Kiprusoff)

Last Montreal Shutout — Feb. 12, 1996 (Sharks 0 @ Montreal 3) (Jocelyn Thibault)

Last Sharks Win At Home — March 3, 2008 (Montreal 4 @ Sharks 6)

Last Montreal Win At Home — Jan. 14, 2006 (Sharks 2 @ Sharks 6)

Last Sharks Win At Montreal — Dec. 17, 2003 (Sharks 3 @ Montreal 1)

Last Montreal Win At Sharks — Nov. 23, 1999 (Montreal 3 @ Sharks 2 OT)

Last Sharks Overtime Win At Home — Nov. 2, 1996 (Montreal 3 @ Sharks 4 OT)

Last Montreal Overtime Win At Home — None

Last Sharks Overtime Win At Montreal — None

Last Montreal Overtime Win At Sharks — Nov. 23, 1999 (Montreal 3 @ Sharks 2 OT)

Last Sharks Shootout Win — None

Last Sharks Shootout Loss — None

Most Goals By Sharks — 7, Feb. 26, 1996 (Montreal 4 @ Sharks 7)

Most Goals By Montreal — 8, Oct. 21, 1992 (Sharks 4 @ Montreal 8)

Most Goals By Both Teams — 12, Oct. 21, 1992 (Sharks 4 @ Montreal 8)

Last Sharks Hat Trick — None

Last Montreal Hat Trick — Stephane LeBeau, Feb. 12, 1992 (Sharks 1 @ Montreal 6)

Last Sharks Penalty Shot — None

Last Montreal Penalty Shot — None

2007-08 CANADIENS LEADERS

Goals	Alex Kovalev, 35
Assists	Alex Kovalev and Mark Streit, 49
Points	Alex Kovalev, 84
Shots	Chris Higgins, 241
GAA	Cristobal Huet, 2.55
Wins	Carey Price, 24
Losses	Cristobal Huet and Carey Price, 12
Shutouts	Carey Price, 3
Save %	Carey Price, .920
2007-08 Record	47-25-10, 104 pts. 1st/Northeast Division 1st/Eastern Conference

2008 PLAYOFFS

Eastern Conference Quarterfinals: Defeated Boston, 4-3

Eastern Conference Semifinals: Lost to Philadelphia, 4-1

NASHVILLE PREDATORS



SOMMET CENTER

501 Broadway
Nashville, Tenn. 37203

Phone: 615-770-2300 • **Fax:** 615-770-2309

G.M.: David Poile

Coach: Barry Trotz

P.R.: Gerry Helper, Kevin Wilson, Tim Darling,
Greg Harvey

Press Box: 615-770-2165

PRACTICE FACILITY

Centennial Sportsplex
222 25th Avenue North
Nashville, Tenn. 37203

Phone: 615-862-8480

AHL AFFILIATE

Milwaukee Admirals



Jean-Pierre Dumont

ALL-TIME RECORD

VS. NASHVILLE	W	L	T	OL
SJ ALL-TIME Record	19	13	2	2
SJ HOME	11	5	1	1
SJ ROAD	8	8	1	1

2007-08 RESULTS

DATE	SITE	W	L	OT	SJ	OPP
10/20/2007	H	1	0	0	3	0
12/29/2007	A	1	0	0	5	2
2/9/2008	H	1	0	0	4	3
3/11/2008	A	1	0	0	2	1
TOTALS		4	0	0	14	6

NOTES

- On Nov. 20, 1998, Mike Rathje scored the first Sharks goal in team history against Nashville.
- On Oct. 24, 2002, Jonathan Cheechoo scored his first NHL goal — the game-winner — in a 2-1 victory at Nashville.
- On Feb. 9, 2008 in a 4-3 win over Nashville, Ron Wilson earned his 500th victory as an NHL head coach and Jeremy Roenick played in his 1,300th NHL game.
- Until their 5-2 win on Dec. 29, 2008, San Jose hadn't won a regular season game in Nashville since Oct. 24, 2002 (seven games).

Last Sharks Win — March 11, 2008 (Sharks 2 @ Nashville 1)

Last Nashville Win — Feb. 28, 2007 (Nashville 4 @ Sharks 3 SO)

Last Sharks Shutout — Oct. 20, 2007 (Nashville 0 @ Sharks 3) (Evgeni Nabokov)

Last Nashville Shutout — Feb. 14, 2007 (Sharks 0 @ Nashville 5) (Tomas Vokoun)

Last Sharks Win At Home — Feb. 9, 2008 (Nashville 3 @ Sharks 4)

Last Sharks Win At Nashville — March 11, 2008 (Sharks 2 @ Nashville 1)

Last Nashville Win At Sharks — Feb. 28, 2007 (Nashville 4 @ Sharks 3 SO)

Last Sharks Overtime Win At Home — March 11, 2006 (Nashville 2 @ Sharks 3 OT)

Last Nashville Overtime Win At Home — Jan. 31, 2004 (San Jose 2 @ Nashville 3OT)

Last Sharks Overtime Win At Nashville — None

Last Nashville Overtime Win At Sharks — Feb. 28, 2007 (Nashville 4 @ Sharks 3 SO)

Last Sharks Shootout Win — None

Last Sharks Shootout Loss — Feb. 28, 2007 (Nashville 4 @ Sharks 3)

Most Goals By Sharks — 5, 4 times, MR, Dec. 29, 2007 (Sharks 5 @ Nashville 2)

Most Goals By Nashville — 7, Feb. 18, 2004 (Sharks 3 @ Nashville 7)

Most Goals By Both Teams — 10, Feb. 18, 2004 (Sharks 3 @ Nashville 7)

Last Sharks Hat Trick — Jonathan Cheechoo, Feb. 9, 2008 (Nashville 3 @ Sharks 4)

Last Nashville Hat Trick — Steve Sullivan, Feb. 18, 2004 (Sharks 3 @ Nashville 7)

Last Sharks Penalty Shot — None

Last Nashville Penalty Shot — Martin Erat (Unsuccessful — Evgeni Nabokov), Feb. 28, 2007 (Nashville 4 @ Sharks 3 SO)

2007-08 PREDATORS LEADERS

Goals	Jean-Pierre Dumont, 29
Assists	Jason Arnott, 44
Points	Jean-Pierre Dumont and Jason Arnott, 72
Shots	Jason Arnott, 248
GAA	Dan Ellis, 2.34
Wins	Dan Ellis, 23
Losses	Chris Mason, 22
Shutouts	Dan Ellis, 6
Save %	Dan Ellis, .924
2007-08 Record	41-32-9, 91 pts. 2nd/Central Division 8th/Western Conference

2008 PLAYOFFS

Western Conference Quarterfinals: Lost to Detroit, 4-2

NEW JERSEY DEVILS



PRUDENTIAL ARENA

165 Mulberry Street
Newark, N.J. 07102

Phone: 973-757-6100 • **Fax:** 973-757-6399

CEO/G.M.: Lou Lamoriello

Coach: Brent Sutter

P.R.: Mike Levine, Jeff Altstadter, Pete Albietz

Press Box: 973-757-6230

PRACTICE FACILITY


Codey Arena @
South Mountain
50 Route 120 North
W. Orange, N.J. 07052

Phone: 973-736-2251

Fax: 973-736-2383

AHL AFFILIATE

Lowell Devils



Zach Parise

ALL-TIME RECORD

VS. NEW JERSEY	W	L	T	OL
SJ ALL-TIME Record	8	12	2	2
SJ HOME	4	5	1	1
SJ ROAD	4	7	1	1

2007-08 RESULTS

DATE	SITE	W	L	OT	SJ	OPP
2/20/2008	A	0	1	0	2	3
TOTALS		0	1	0	2	3

NOTES

- Martin Brodeur is 9-6-2 with a 2.31 goals-against average in 17 games against the Sharks.
- Patrick Elias has six goals in the last eight games vs. San Jose.
- On Oct. 26, 1991, the Sharks suffered one of their worst defeats against New Jersey, a 9-0 decision at Continental Airlines Arena.
- On Nov. 25, 2006, San Jose shutout the Devils for the first time in 23 meetings, 2-0.
- Before the 2007-08 season, San Jose had not visited New Jersey since Nov. 5, 2003.

Last Sharks Win — Nov. 25, 2006 (New Jersey 0 @ Sharks 2)

Last New Jersey Win — Feb. 20, 2008 (Sharks 2 @ N.J. 3)

Last Sharks Shutout — Nov. 25, 2006 (New Jersey 0 @ Sharks 2) (Evgeni Nabokov)

Last New Jersey Shutout — March 29, 1993 (Sharks 0 @ N.J. 5) (Chris Terreri)

Last Sharks Win At Home — Nov. 25, 2006 (New Jersey 0 @ Sharks 2)

Last New Jersey Win At Home — Feb. 20, 2008 (Sharks 2 @ N.J. 3)

Last Sharks Win At New Jersey — Nov. 14, 2000 (Sharks 3 @ N.J. 2)

Last New Jersey Win At Sharks — Jan. 22, 2003 (N.J. 5 @ Sharks 4 OT)

Last Sharks Overtime Win At Home — Nov. 28, 1999 (N.J. 3 @ Sharks 4 OT)

Last New Jersey Overtime Win At Home — Nov. 5, 2003 (Sharks 2 @ N.J. 3 OT)

Last Sharks Overtime Win At New Jersey — None

Last New Jersey Overtime Win At Sharks —

Jan. 22, 2003 (N.J. 5 @ Sharks 4 OT)

Last Sharks Shootout Win — None

Last Sharks Shootout Loss — None

Most Goals By Sharks — 4, 4 times, MR, Jan. 22, 2003 (N.J. 5 @ Sharks 4 OT)

Most Goals By New Jersey — 9, Oct. 26, 1991 (Sharks 0 @ N.J. 9)

Most Goals By Both Teams — 9, 2 times, MR, Jan. 22, 2003 (N.J. 5 @ Sharks 4 OT)

Last Sharks Hat Trick — None

Last New Jersey Hat Trick — Patrik Elias, Oct. 18, 2001 (Sharks 1 @ N.J. 6)

Last Sharks Penalty Shot — None

Last New Jersey Penalty Shot — None

2007-08 DEVILS LEADERS

Goals	Zach Parise, 32
Assists	Patrik Elias, 35
Points	Zach Parise, 65
Shots	Zach Parise, 266
GAA	Martin Brodeur, 2.17
Wins	Martin Brodeur, 44
Losses	Martin Brodeur, 27
Shutouts	Martin Brodeur, 4
Save %	Martin Brodeur, .920
2007-08 Record	46-29-7, 99 pts. 2nd/Atlantic Division 4th/Eastern Conference

2008 PLAYOFFS

Eastern Conference Quarterfinals: Lost to N.Y. Rangers, 4-1

NEW YORK ISLANDERS



NASSAU VETERANS MEMORIAL COLISEUM

1255 Hempstead Turnpike

Uniondale, N.Y. 11553

Phone: 516-501-6700 • **Fax:** 516-501-6746

G.M.: Garth Snow

Coach: Scott Gordon

PR: Josh Bernstein, Corey Witt

Press Box: 516-501-6792

PRACTICE FACILITY

Islanders Iceworks

175 Underhill Blvd.

Syosset, N.Y. 11741

Phone: 516-496-2277

AHL AFFILIATE

Bridgeport Sound Tigers



Mike Comrie

ALL-TIME RECORD

VS. NEW YORK ISLANDERS	W	L	T	OL
SJ ALL-TIME Record	10	11	3	1
SJ HOME	6	5	1	1
SJ ROAD	4	6	2	0

2007-08 RESULTS

DATE	SITE	W	L	OT	SJ	OPP
2/18/2008	A	0	1	0	2	3
TOTALS		0	1	0	2	3

NOTES

- San Jose is 7-3-1-1 in their last 12 meetings vs. the Islanders.
- No Sharks player has ever scored a hat trick against the Islanders.
- Before the 2007-08 season, San Jose had not visited Long Island since Oct. 20, 2001.

Last Sharks Win — Oct. 7, 2006 (Islanders 0 @ Sharks 2)

Last Islanders Win — Feb. 18, 2008 (Sharks 2 @ Islanders 3)

Last Sharks Shutout — Oct. 7, 2006 (Islanders 0 @ Sharks 2) (Evgeni Nabokov)

Last Islanders Shutout — Feb. 19, 2003 (Sharks 0 @ Islanders 3) (Garth Snow)

Last Sharks Win At Home — Oct. 7, 2006 (Islanders 0 @ Sharks 2)

Last Islanders Win At Home — Feb. 18, 2008 (Sharks 2 @ Islanders 3)

Last Sharks Win At Islanders — Nov. 11, 2000 (Sharks 4 @ Islanders 0)

Last Sharks Overtime Win At Home — None

Last Islanders Overtime Win At Home — None

Last Sharks Overtime Win At Islanders — Jan. 2, 1999 (Sharks 4 @ Islanders 3 OT)

Last Islanders Overtime Win At Sharks — Jan. 29, 2000 (Islanders 3 @ Sharks 2 OT)

Last Sharks Shootout Win — None

Last Sharks Shootout Loss — None

Most Goals By Sharks — 5, 2 times, MR, March 11, 2004 (Islanders 4 @ Sharks 5)

Most Goals By Islanders — 8, Oct. 29, 1991 (Sharks 4 @ Islanders 8)

Most Goals By Both Teams — 12, Oct. 29, 1991

(Sharks 4 @ Islanders 8)

Last Sharks Hat Trick — None

Last Islanders Hat Trick — Zigmund Palffy, Oct. 16, 1997 (Islanders 5 @ Sharks 2)

Last Sharks Penalty Shot — None

Last Islanders Penalty Shot — None

2007-08 ISLANDERS LEADERS

Goals	Bill Guerin, 23
Assists	Trent Hunter, 29
Points	Mike Comrie, 49
Shots	Bill Guerin, 227
GAA	Wade Dubielewicz, 2.70
Wins	Rick Dipietro, 26
Losses	Rick Dipietro, 28
Shutouts	Rick Dipietro, 3
Save %	Wade Dubielewicz, .919
2007-08 Record	35-38-9, 79 pts
	5th/Atlantic Division
	13th/Eastern Conference

2008 PLAYOFFS

Did not qualify

NEW YORK RANGERS



MADISON SQUARE GARDEN

14th Floor, Two Pennsylvania Plaza
New York, N.Y. 10121

Phone: 212-465-6486 • **Fax:** 212-465-6494

G.M.: Glen Sather

Coach: Tom Renney

P.R.: John Rosasco, Brendan McIntyre, Jody Sowa, Dino Ticinelli

Press Box: 212-465-6761

PRACTICE FACILITY

711 Old Saw Mill River Road
Tarrytown, N.Y. 10591

AHL AFFILIATE

Hartford Wolf Pack



Chris Drury

ALL-TIME RECORD

VS. NEW YORK RANGERS	W	L	T	OL
SJ ALL-TIME Record	4	17	3	1
SJ HOME	2	10	2	0
SJ ROAD	2	7	1	1

2007-08 RESULTS

DATE	SITE	W	L	OT	SJ	OPP
2/17/2008	A	0	1	0	1	3
TOTALS		0	1	0	1	3

NOTES

- Neither team has registered a hat trick in the series.
- The Sharks have never shutout the Rangers.
- On Oct. 22, 2001, former Ranger Adam Graves got his first point of the season with the Sharks after an emotional pregame tribute at Madison Square Garden.
- On Nov. 11, 2002, Patrick Marleau scored on his first career penalty shot attempt in a 5-4 loss at San Jose against Dan Blackburn.
- On Feb. 17, 2008 at Madison Square Garden, Joe Thornton recoded his 500th assist.
- Before the 2007-08 season, San Jose had not visited Madison Square Garden since Dec. 16, 2002.

Last Sharks Win — Oct. 22, 2001 (Sharks 5 @ Rangers 1)

Last Rangers Win — Feb. 17, 2008 (Sharks 1 @ Rangers 3)

Last Sharks Shutout — None

Last Rangers Shutout — Feb. 22, 1993 (Rangers 4 @ Sharks 0) (John Vanbiesbrouck)

Last Sharks Win At Home — Dec. 12, 2000 (Rangers 2 @ Sharks 3)

Last Rangers Win At Home — Feb. 17, 2008 (Sharks 1 @ Rangers 3)

Last Sharks Win At Rangers — Oct. 22, 2001 (Sharks 5 @ Rangers 1)

Last Sharks Win At Sharks — Nov. 2, 2006 (Rangers 3 @ Sharks 1)

Last Sharks Overtime Win At Home — None

Last Rangers Overtime Win At Home — Dec. 16, 2002 (Sharks 1 @ Rangers 2 OT)

Last Sharks Overtime Win At Rangers — None

Last Rangers Overtime Win At Sharks — None

Last Sharks Shootout Win — None

Last Sharks Shootout Loss — None

Most Goals By Sharks — 5, Oct. 22, 2001 (Sharks 5 @ Rangers 1)

Most Goals By Rangers — 8, 2 times, MR, Jan. 25, 1994 (Rangers 8 @ Sharks 3)

Most Goals By Both Teams — 11, 2 times, MR, Jan. 10, 1996 (Sharks 4 @ Rangers 7)

Last Sharks Hat Trick — None

Last Rangers Hat Trick — None

Last Sharks Penalty Shot — Patrick Marleau (Successful — Dan Blackburn), Nov. 11, 2002 (Rangers 5 @ Sharks 4)

Last Rangers Penalty Shot — None

2007-08 RANGERS LEADERS

Goals	Jaromir Jagr and Chris Drury, 25
Assists	Scott Gomez, 54
Points	Jaromir Jagr, 71
Shots	Brendon Shanahan, 265
GAA	Stephen Valiquette, 2.19
Wins	Henrik Lundqvist, 37
Losses	Henrik Lundqvist, 24
Shutouts	Henrik Lundqvist, 10
Save %	Stephen Valiquette, .916
2007-08 Record	42-27-13, 97 pts. 3rd/Atlantic Division 5th/Eastern Conference

2008 PLAYOFFS

Eastern Conference Quarterfinals: Defeated New Jersey, 4-1

Eastern Conference Semifinals: Lost to Pittsburgh, 4-1

OTTAWA SENATORS



SCOTIABANK PLACE

1000 Palladium Drive
Ottawa, Ontario K2V 1A5
Phone: 613-599-0250 • **Fax:** 613-599-5562
G.M.: Bryan Murray
Coach: Craig Hartsburg
P.R.: Phil Legault, Brian Morris, Chris Moore
Press Box: 613-591-5436

PRACTICE FACILITY

Bell SensPlex
1565 Maple Grove Road
Ottawa, Ontario
K2V 1A3
Phone: 613-519-0363

AHL AFFILIATE

Binghamton Senators



Jason Spezza

ALL-TIME RECORD

VS. OTTAWA	W	L	T	OL
SJ ALL-TIME Record	8	8	4	0
SJ HOME	6	4	0	0
SJ ROAD	2	4	4	0

2007-08 RESULTS

DATE	SITE	W	L	OT	SJ	OPP
3/5/2008	H	1	0	0	3	2
TOTALS		1	0	0	3	2

NOTES

- On March 6, 1997, Ed Belfour recorded San Jose's first shutout in the series vs. Ottawa with a 2-0 win.
- On Dec. 19, 2002 at Ottawa, eight different players scored for the Senators in a 9-3 Sharks loss.
- At HP Pavilion on Oct. 18, 2003, Marian Hossa scored on a penalty shot against Evgeni Nabokov, the first-ever penalty shot between the two teams.
- On Jan. 12, 2006, the Sharks improved to 8-0 against the Eastern Conference in 2005-06 as Nabokov recorded his first shutout of the season in a 2-0 win.

Last Sharks Win — March 5, 2008 (Ottawa 2 @ Sharks 3 OT)

Last Ottawa Win — Oct. 18, 2003 (Ottawa 4 @ Sharks 1)

Last Sharks Shutout — Jan. 12, 2006 (Sharks 2 @ Ottawa 0) (Evgeni Nabokov)

Last Ottawa Shutout — Oct. 7, 1997 (Ottawa 1 @ Sharks 0) (Damien Rhodes)

Last Sharks Win At Home — March 5, 2008 (Ottawa 2 @ Sharks 3 OT)

Last Ottawa Win At Home — Dec. 19, 2002 (Sharks 3 @ Ottawa 9)

Last Sharks Win At Ottawa — Jan. 12, 2006 (Sharks 2 @ Ottawa 0)

Last Ottawa Win At Sharks — Oct. 18, 2003 (Ottawa 4 @ Sharks 1)

Last Sharks Overtime Win At Home — March 5, 2008 (Ottawa 2 @ Sharks 3 OT)

Last Sharks Overtime Win At Ottawa — None

Last Ottawa Overtime Win At Sharks — None

Last Sharks Shootout Win — None

Last Sharks Shootout Loss — None

Most Goals By Sharks — 5, March 7, 2002 (Ottawa 2 @ Sharks 5)

Most Goals By Ottawa — 9, Dec. 19, 2002 (Sharks 3 @ Ottawa 9)

Most Goals By Both Teams — 12, 2 times, MR, Dec. 19, 2002 (Sharks 3 @ Ottawa 9)

Last Sharks Hat Trick — None

Last Ottawa Hat Trick — Daniel Alfredsson, March 1, 2001 (Sharks 4 @ Ottawa 8)

Last Sharks Penalty Shot — None

Last Ottawa Penalty Shot — Marian Hossa (Successful — Evgeni Nabokov), Oct. 18, 2003 (Ottawa 4 @ Sharks 1)

2007-08 SENATORS LEADERS

Goals	Dany Heatley, 41
Assists	Jason Spezza, 58
Points	Jason Spezza, 92
Shots	Dany Heatley, 224
GAA	Martin Gerber, 2.72
Wins	Martin Gerber, 30
Losses	Martin Gerber, 18
Shutouts	Martin Gerber, 2
Save %	Martin Gerber, .910
2007-08 Record	43-31-8, 94 pts. 2nd/Northeast Division 7th/Eastern Conference

2008 PLAYOFFS

Eastern Conference Quarterfinals: Lost to Pittsburgh, 4-0



WACHOVIA CENTER

3601 S. Broad St.
Philadelphia, Pa. 19148

Phone: 215-465-4500 • **Fax:** 215-389-9403

G.M.: Paul Holmgren

Coach: John Stevens

P.R.: Zack Hill, Joe Klueg, Jill Lipson, Kevin Kurz,
Joe Siville

Press Box: 215-336-3600
x 2115

PRACTICE FACILITY

The Virtua Center
Flyers Skate Zone
601 Laurel Oak Road
Voorhees, N.J. 08043
Phone: 856-309-4444

AHL AFFILIATE

Philadelphia Phantoms



Mike Richards

ALL-TIME RECORD

VS. PHILADELPHIA	W	L	T	OL
SJ ALL-TIME Record	8	13	4	0
SJ HOME	4	7	2	0
SJ ROAD	4	6	2	0

2007-08 RESULTS

DATE	SITE	W	L	OT	SJ	OPP
2/21/2008	A	1	0	0	3	1
TOTALS		1	0	0	3	1

NOTES

- The Sharks have never scored a hat trick against Philadelphia.
- On Feb. 16, 2004, five different Sharks scored in a 5-2 victory at Philadelphia.
- In his 115th NHL game, Douglas Murray scored his first NHL goal in a 3-1 win on Feb. 21, 2008 at Philadelphia.

Last Sharks Win — Feb. 21, 2008 (Sharks 3 @ Philadelphia 1)

Last Philadelphia Win — Dec. 21, 2000 (Sharks 3 @ Philadelphia 4)

Last Sharks Shutout — Oct. 16, 2003 (Philadelphia @ Sharks 0 OT) (Evgeni Nabokov)

Last Philadelphia Shutout — Oct. 16, 2003 (Philadelphia 0 @ Sharks 0 OT) (Jeff Hackett)

Last Sharks Win At Home — Nov. 18, 2006 (Philadelphia 1 @ Sharks 6)

Last Philadelphia Win At Home — Dec. 21, 2000 (Sharks 3 @ Philadelphia 4)

Last Sharks Win At Philadelphia — Feb. 21, 2008 (Sharks 3 @ Philadelphia 1)

Last Philadelphia Win At Sharks — Nov. 5, 1999 (Philadelphia 3 @ Sharks 1)

Last Sharks Overtime Win At Home — None

Last Philadelphia Overtime Win At Home — None

Last Sharks Overtime Win At Philadelphia — Feb. 3, 1994 (Sharks 3 @ Philadelphia 2 OT)

Last Philadelphia Overtime Win At Sharks — Oct. 13, 1997 (Philadelphia 3 @ Sharks 2 OT)

Last Sharks Shootout Win — None

Last Sharks Shootout Loss — None

Most Goals By Sharks — 6, Nov. 18, 2006 (Sharks 6 @ Philadelphia 1)

Most Goals By Philadelphia — 8, March 17, 1996 (Sharks 2 @ Philadelphia 8)

Most Goals By Both Teams — 10, 2 times, MR, March 17, 1996 (Sharks 2 @ Philadelphia 8)

Last Sharks Hat Trick — None

Last Philadelphia Hat Trick — John LeClair, March 17, 1996 (Sharks 2 @ Philadelphia 8)

Last Sharks Penalty Shot — None

Last Philadelphia Penalty Shot — None

2007-08 FLYERS LEADERS

Goals	Vaclav Prospal, 33
Assists	Mike Richards, 47
Points	Mike Richards, 75
Shots	Jeff Carter, 260
GAA	Martin Biron, 2.59
Wins	Martin Biron, 30
Losses	Martin Biron, 20
Shutouts	Martin Biron, 5
Save %	Martin Biron, .918
2007-08 Record	42-29-11, 95 pts. 4th/Atlantic Division 6th/Eastern Conference

2008 PLAYOFFS

Eastern Conference Quarterfinals:

Defeated Washington, 4-3

Eastern Conference Semifinals: Defeated Montreal, 4-1

Eastern Conference Semifinals: Lost to Pittsburgh, 4-1

PHOENIX COYOTES



JOBING.COM ARENA

9400 W. Maryland Ave.
Glendale, Ariz. 85305

Phone: 623-772-3200 • **Fax:** 623-872-2000

G.M.: Don Maloney

Coach: Wayne Gretzky

P.R.: Sergey Kocharov, Rob Crean

Press Box: 623-772-3598

AHL AFFILIATE

San Antonio Rampage



Peter Mueller

ALL-TIME RECORD

VS. PHOENIX	W	L	T	OL
SJ ALL-TIME Record	42	36	7	6
SJ HOME	21	15	4	4
SJ ROAD All-Time	21	21	3	2
WPG	4	7	3	0
PHX	17	14	0	2

2007-08 RESULTS

DATE	SITE	W	L	OT	SJ	OPP
11/10/2007	H	1	0	0	4	1
11/12/2007	H	1	0	0	5	0
11/15/2007	A	1	0	0	6	0
12/7/2007	A	1	0	0	1	0
12/20/2007	H	0	0	1	2	3
1/15/2008	A	0	1	0	3	5
3/25/2008	A	0	0	1	4	5
3/30/2008	H	1	0	0	3	1
TOTALS		5	1	2	29	11

NOTES

- Jonathan Cheechoo and Patrick Marleau set franchise records in a 3-2 win at Phoenix on April 10, 2002. Cheechoo became the first Sharks player to score 50 goals (50th and 51st) in a season. Cheechoo and Marleau also surpassed Owen Nolan (84) for most points in a season (Marleau assisted on Cheechoo's 51st goal to give both 85 points).
- On Dec. 11, 2006, Marleau played in his 671st game, tying him with Mike Rathje for first on the Sharks all-time games played list.
- Jeremy Roenick scored his 500th goal in a 4-1 over Phoenix on Nov. 10, 2007. He became the 40th in NHL history and the third American-born player to reach this plateau.

Last Sharks Win — March 30, 2008 (Phoenix 1 @ Sharks 3)

Last Phoenix Win — March 25, 2008 (Sharks 4 @ Phoenix 5 OT)

Last Sharks Shutout — Dec. 7, 2007 (Sharks 1 @ Phoenix 0) (Evgeni Nabokov)

Last Phoenix Shutout — Dec. 30, 2006 (Sharks 0 @ Phoenix 8) (Curtis Joseph)

Last Sharks Win At Home — March 30, 2008 (Phoenix 1 @ Sharks 3)

Last Phoenix Win At Home — March 25, 2008 (Sharks 4 @ Phoenix 5 OT)

Last Sharks Win At Phoenix — Dec. 7, 2007 (Sharks 1 @ Phoenix 0)

Last Phoenix Win At Sharks — Dec. 20, 2007 (Phoenix 3 @ Sharks 2 SO)

Last Sharks Overtime Win At Home — March 28, 1995 (Winnipeg 5 @ Sharks 6 OT)

Last Phoenix Overtime Win At Home — March 25, 2008 (Sharks 4 @ Phoenix 5 OT)

Last Sharks Overtime Win At Phoenix — Feb. 12, 2006 (Sharks 5 @ Phoenix 4 OT)

Last Phoenix Overtime Win At Sharks — Dec. 20, 2007 (Phoenix 3 @ Sharks 2 OT)

Last Sharks Shootout Win — None

Last Sharks Shootout Loss — Dec. 20, 2007 (Phoenix 3 @ Sharks 2)

Most Goals By Sharks — 9, March 29, 1994 (Winnipeg 4 @ Sharks 9)

Most Goals By Phoenix — 9, April 1, 1993 (Winnipeg 9 @ Sharks 5)

Most Goals By Both Teams — 14, April 1, 1993 (Winnipeg 9 @ Sharks 5)

Last Sharks Hat Trick — Joe Thornton, March 25, 2008 (Sharks 4 @ Phoenix 5 OT)

Last Phoenix Hat Trick — Jeremy Roenick, Dec. 30, 2006 (Sharks 0 @ Phoenix 8)

Last Sharks Penalty Shot — Joe Pavelski (Unsuccessful — Mikael Tellqvist), Nov. 12, 2007 (Phoenix 0 @ Sharks 5)

Last Phoenix Penalty Shot — None

2007-08 COYOTES LEADERS

Goals	Shane Doan, 28
Assists	Shane Doan, 50
Points	Shane Doan, 78
Shots	Radim Vrbata, 246
GAA	Ilya Bryzgalov, 2.43
Wins	Ilya Bryzgalov, 26
Losses	Ilya Bryzgalov, 22
Shutouts	Ilya Bryzgalov, 3
Save %	Ilya Bryzgalov, .921
2007-08 Record	38-37-7, 83 pts. 4th/Pacific Division 12th/Western Conference

2008 PLAYOFFS

Did not qualify

PITTSBURGH PENGUINS



MELLON ARENA

66 Mario Lemieux Place
Pittsburgh, Pa. 15219

Phone: 412-642-1300 • **Fax:** 412-642-1859

G.M.: Ray Shero

Coach: Michel Therrien

P.R.: Erik Heasley, Frank Buonomo, Jennifer Bullano

Press Box: 412-642-1810

AHL AFFILIATE

Wilkes-Barre/
Scranton Penguins



Ryan Whitney

ALL-TIME RECORD

VS. PITTSBURGH	W	L	T	OL
SJ ALL-TIME Record	11	10	3	0
SJ HOME	6	6	2	0
SJ ROAD	5	4	1	0

2007-08 RESULTS

DATE	SITE	W	L	OT	SJ	OPP
2/24/2008	A	1	0	0	2	1
TOTALS		1	0	0	2	1

NOTES

- Mario Lemieux scored 49 points (17 goals and 32 assists) in 14 games against San Jose. He had five multi-goal games against the Sharks, but never recorded a hat trick.
- On Jan. 13, 1996 at Pittsburgh, San Jose established a franchise record for most goals in a game (10) as the Sharks won, 10-8. The record was tied on March 30, 2002 vs. Columbus.
- San Jose didn't have a power play opportunity (a franchise first) in their 4-1 loss at Pittsburgh on Nov. 23, 2002.
- On Feb. 27, 2004, Vincent Damphousse played in his 229th consecutive game, breaking the franchise record (228) held by Mike Ricci.

Last Sharks Win — Feb. 24, 2008 (Sharks 2 @ Pittsburgh 1 SO)

Last Pittsburgh Win — Nov. 23, 2002 (Sharks 1 @ Pittsburgh 4)

Last Sharks Shutout — Nov. 29, 2001 (Pittsburgh 0 @ Sharks 5) (Evgeni Nabokov)

Last Pittsburgh Shutout — Dec. 13, 1996 (Pittsburgh 4 @ Sharks 0) (Pat Lalime)

Last Sharks Win At Home — Nov. 4, 2006 (Pittsburgh 2 @ Sharks 3)

Last Pittsburgh Win At Home — Nov. 23, 2002 (Sharks 1 @ Pittsburgh 4)

Last Sharks Win At Pittsburgh — Feb. 24, 2008 (Sharks 2 @ Pittsburgh 1 SO)

Last Pittsburgh Win At Sharks — Oct. 22, 1997 (Pittsburgh 5 @ Sharks 2)

Last Sharks Overtime Win At Home — None

Last Pittsburgh Overtime Win At Home — None

Last Sharks Overtime Win At Pittsburgh — None

Last Pittsburgh Overtime Win At Sharks — None

Last Sharks Shootout Win — Feb. 24, 2008 (Sharks 2 @ Pittsburgh 1)

Last Sharks Shootout Loss — None

Most Goals By Sharks — 10, Jan. 13, 1996 (Sharks 10 @ Pittsburgh 8)

Most Goals By Pittsburgh — 10, Dec. 17, 1991 (Sharks 2 @ Pittsburgh 10)

Most Goals By Both Teams — 18, Jan. 13, 1996 (Sharks 10 @ Pittsburgh 8)

Last Sharks Hat Trick — Ray Sheppard, Jan. 13, 1996 (Sharks 10 @ Pittsburgh 8)

Last Pittsburgh Hat Trick — Ron Francis, Nov. 10, 1995 (Pittsburgh 9 @ Sharks 1)

Last Sharks Penalty Shot — None

Last Pittsburgh Penalty Shot — Martin Straka (Unsuccessful — Evgeni Nabokov), Nov. 1, 2000 (Pittsburgh 2 @ Sharks 3)

2007-08 PENGUINS LEADERS

Goals	Evgeni Malkin, 47
Assists	Evgeni Malkin, 59
Points	Evgeni Malkin, 106
Shots	Evgeni Malkin, 272
GAA	Marc-Andre Fleury, 2.33
Wins	Marc-Andre Fleury, 19
Losses	Marc-Andre Fleury, 10
Shutouts	Marc-Andre Fleury, 4
Save %	Ty Conklin, .923
2007-08 Record	47-27-8, 102 pts. 1st/Atlantic Division 2nd/Eastern Conference Eastern Conference Champions

2008 PLAYOFFS

Eastern Conference Quarterfinals: Defeated Ottawa, 4-0

Eastern Conference Semifinals: Defeated N.Y. Rangers, 4-1

Eastern Conference Finals: Defeated Philadelphia, 4-1

Stanley Cup Finals: Lost to Detroit, 4-2

ST. LOUIS BLUES



SCOTTRADE CENTER

1401 Clark Ave.

St. Louis, Mo. 63103

Phone: 314-622-2500 • **Fax:** 314-622-2582

President of Hockey Operations/Alternate

Governor: John Davidson

G.M.: Larry Pleau

Coach: Andy Murray

P.R.: Mike Caruso,

Scott Bonanni,

Rich Jankowski

Press Box: 314-589-5300

PRACTICE FACILITY

St. Louis Mills Ice Zone

5555 St. Louis Mills Road

Hazelwood, Mo. 63042

Phone: 314-227-5288

AHL AFFILIATE

Peoria Rivermen



Lee Stempniak

ALL-TIME RECORD

VS. ST. LOUIS	W	L	T	OL
SJ ALL-TIME Record	23	36	2	3
SJ HOME	8	19	1	2
SJ ROAD	15	17	1	1

2007-08 RESULTS

DATE	SITE	W	L	OT	SJ	OPP
12/28/2007	A	1	0	0	1	0
1/24/2008	H	1	0	0	4	1
3/1/2008	A	1	0	0	2	0
3/14/2008	H	1	0	0	4	1
TOTALS		4	0	0	11	2

NOTES

- No Sharks player has posted a hat trick against the Blues.
- On Nov. 4, 1995, San Jose scored five goals in 13 minutes and 13 seconds, setting a franchise record for the fastest five goals scored in a game.
- On March 11, 2003, in San Jose, Miroslav Zalesak registered his first NHL goal on his first NHL shot in a 4-2 loss.
- On Feb. 29, 2004, Evgeni Nabokov recorded his eighth shutout of the season and 25th in the NHL, setting a single-season career and franchise record.
- San Jose set a franchise mark with their 11th consecutive win in a 4-1 decision over the Blues on March 14, 2008.

Last Sharks Win — March 14, 2008 (St. Louis 1 @ Sharks 4)

Last St. Louis Win — Jan. 20, 2007 (Sharks 0 @ St. Louis 1)

Last Sharks Shutout — March 1, 2008 (Sharks 2 @ St. Louis 0) (Brian Boucher)

Last St. Louis Shutout — Jan. 20, 2007 (Sharks 0 @ St. Louis 1) (Manny Legace)

Last Sharks Win At Home — March 14, 2008 (St. Louis 1 @ Sharks 4)

Last St. Louis Win At Home — Dec. 18, 2003 (Sharks 2 @ St. Louis 4)

Last Sharks Win At St. Louis — March 1, 2008 (Sharks 2 @ St. Louis 0)

Last St. Louis Win At Sharks — Dec. 23, 2005 (St. Louis 2 @ Sharks 1 SO)

Last Sharks Overtime Win At Home — Oct. 5, 2006 (St. Louis 4 @ Sharks 5 OT)

Last St. Louis Overtime Win At Home — Dec. 30, 1999 (Sharks 1 @ St. Louis 1 OT)

Last Sharks Overtime Win At St. Louis — None

Last St. Louis Overtime Win At Sharks — Nov. 13, 2003 (St. Louis 4 @ Sharks 3 OT)

Last Sharks Shootout Win — None

Last Sharks Shootout Loss — Dec. 23, 2005 (St. Louis 2 @ Sharks 1)

Most Goals By Sharks — 7, 2 times, MR, Oct. 8, 2005 (Sharks 7 @ St. Louis 6)

Most Goals By St. Louis — 7, Feb. 26, 2001 (Sharks 2 @ St. Louis 7)

Most Goals By Both Teams — 13, Oct. 8, 2005 (Sharks 7 @ St. Louis 6)

Last Sharks Hat Trick — None

Last St. Louis Hat Trick — Bill Guerin, Feb. 13, 2007 (Sharks 6 @ St. Louis 5)

Last Sharks Penalty Shot — Patrick Marleau (Successful — Hannu Toivonen), March 14, 2008 (St. Louis 1 @ Sharks 4)

Last St. Louis Penalty Shot — Sergei Varlamov (Unsuccessful — Evgeni Nabokov), Jan. 8, 2002 (Blues 6 @ Sharks 2)

2007-08 BLUES LEADERS

Goals	Brad Boyes, 43
Assists	Paul Kariya, 49
Points	Brad Boyes and Paul Kariya, 65
Shots	Paul Kariya, 223
GAA	Manny Legace, 2.41
Wins	Manny Legace, 27
Losses	Manny Legace, 25
Shutouts	Manny Legace, 5
Save %	Manny Legace, .911
2007-08 Record	33-36-13, 79 pts.
	5th/Central Division
	14th/Western Conference

2008 PLAYOFFS

Did not qualify

TAMPA BAY LIGHTNING



ST. PETE TIMES FORUM

401 Channelside Drive

Tampa, Fla. 33602

Phone: 813-301-6500 • **Fax:** 813-301-1487

V.P. of Hockey Operations: Brian Lawton

Coach: Barry Melrose

P.R.: Bill Wickett, Jay Preble, Brian Breseman

Press Box: 813-301-6873, 6874

PRACTICE FACILITY

Ice Sports Forum

10222 Elizabeth Place

Brandon, Fla. 33619

Phone: 813-684-7825

Fax: 813-655-0642

AHL AFFILIATE

Norfolk Admirals



Martin St. Louis

ALL-TIME RECORD

VS. TAMPA BAY	W	L	T	OL
SJ ALL-TIME Record	9	12	2	1
SJ HOME	4	6	1	0
SJ ROAD	5	6	1	1

2007-08 RESULTS

Sharks did not play Southeast Division opponents in 2007-08.

NOTES

- In San Jose on March 24, 2003, Martin St. Louis was awarded the first penalty shot between the two teams, which was unsuccessful, against Evgeni Nabokov in a 4-1 Sharks loss.
- Vesa Toskala earned his fifth straight win as a starter in a 3-1 win over the Lightning at HP Pavilion on Jan. 16, 2006.
- On Oct. 29, 2006, San Jose snapped a two-game losing streak in a 4-2 win at Tampa Bay. Joe Thornton scored his first goal of the season while Ryane Clowe potted his first NHL goal.

Last Sharks Win — Oct. 29, 2006 (Sharks 4 @ Tampa Bay 2)

Last Tampa Bay Win — March 24, 2003 (Tampa Bay 2 @ Sharks 1)

Last Sharks Shutout — Feb. 8, 2000 (Sharks 8 @ Tampa Bay 0) (Steve Shields)

Last Tampa Bay Shutout — None

Last Sharks Win At Home — Jan. 16, 2006 (Tampa Bay 1 @ Sharks 3)

Last Tampa Bay Win At Home — Nov. 15, 2002 (Sharks 2 @ Tampa Bay 4)

Last Sharks Win At Tampa Bay — Oct. 29, 2006 (Sharks 4 @ Tampa Bay 2)

Last Tampa Bay Win At Sharks — March 24, 2003 (Tampa Bay 2 @ Sharks 1)

Last Sharks Overtime Win At Home — None

Last Tampa Bay Overtime Win At Home — March 6, 2001 (Sharks 1 @ Tampa Bay 2 OT)

Last Sharks Overtime Win At Tampa Bay — None

Last Tampa Bay Overtime Win At Sharks — Dec. 16, 1992 (Tampa Bay 5 @ Sharks 4 OT)

Last Sharks Shootout Win — None

Last Sharks Shootout Loss — None

Most Goals By Sharks — 8, Feb. 8, 2000 (Sharks 8 @ Tampa Bay 0)

Most Goals By Tampa Bay — 7, March 1, 1996 (Tampa Bay 7 @ Sharks 3)

Most Goals By Both Teams — 10, March 1, 1996 (Tampa Bay 7 @ Sharks 3)

Last Sharks Hat Trick — None

Last Tampa Bay Hat Trick — Brian Bellows, Jason Weimer, March 1, 1996 (Tampa Bay 7 @ Sharks 3)

Last Sharks Penalty Shot — None

Last Tampa Bay Penalty Shot — Martin St. Louis (Unsuccessful — Evgeni Nabokov), March 24, 2003 (Tampa Bay 4 @ Sharks 1)

2007-08 LIGHTNING LEADERS

Goals	Vincent Lecavalier, 40
Assists	Martin St. Louis, 58
Points	Vincent Lecavalier, 92
Shots	Vincent Lecavalier, 318
GAA	Mike Smith, 2.79
Wins	Johan Holmqvist, 20
Losses	Johan Holmqvist, 16
Shutouts	Johan Holmqvist, 2
Save %	Karri Ramo, .899
2007-08 Record	31-42-9, 71 pts. 5th/Southeast Division 15th/Eastern Conference

2008 PLAYOFFS

Did not qualify

TORONTO MAPLE LEAFS



AIR CANADA CENTRE

40 Bay Street, Suite 400

Toronto, Ontario M5J 2X2

Phone: 416-815-5700 • **Fax:** 416-359-9331

G.M.: Cliff Fletcher

Coach: Ron Wilson

P.R.: John Lashway, Pat Park, Craig Downey

Press Box: 416-815-5702

PRACTICE FACILITY

Lake Shore Lions Arena

300 Birmingham Street

Etobicoke, Ontario

M8V 2E6

Phone: 416-251-5219

AHL AFFILIATE

Toronto Marlies



Tomas Kaberle

ALL-TIME RECORD

VS. TORONTO	W	L	T	OL
SJ ALL-TIME Record	11	19	5	0
SJ HOME	6	7	3	0
SJ ROAD	5	12	2	0

2007-08 RESULTS

DATE	SITE	W	L	OT	SJ	OPP
1/12/2008	H	1	0	0	3	2
TOTALS		1	0	0	3	2

NOTES

- The Sharks are 5-3-2-0 in their last 10 games vs. Toronto.
- On Nov. 4, 1997 in San Jose, the Sharks and Maple Leafs played to a 0-0 tie, the last shutout by either team in the series.
- Eight of the last 12 games in this series have been played in Toronto.

Last Sharks Win — Jan. 12, 2008 (Toronto 2 @ Sharks 3)

Last Toronto Win — Jan. 29, 2002 (Sharks 3 @ Toronto 4)

Last Sharks Shutout — Nov. 4, 1997 (Toronto 0 @ Sharks 0 OT) (Mike Vernon)

Last Toronto Shutout — Nov. 4, 1997 (Toronto 0 @ Sharks 0 OT) (Glenn Healy and Marcel Cousineau)

Last Sharks Win At Home — Jan. 12, 2008 (Toronto 2 @ Sharks 3)

Last Toronto Win At Home — Jan. 29, 2002 (Sharks 3 @ Toronto 4)

Last Sharks Win At Toronto — Dec. 3, 2005 (Sharks 5 @ Toronto 4)

Last Toronto Win At Sharks — March 26, 1997 (Toronto 2 @ Sharks 1)

Last Sharks Overtime Win At Home — None

Last Toronto Overtime Win At Home — None

Last Sharks Overtime Win At Toronto — None

Last Toronto Overtime Win At Sharks — None

Last Sharks Shootout Win — None

Last Sharks Shootout Loss — None

Most Goals By Sharks — 8, March 24, 1999 (Sharks 8 @ Toronto 5)

Most Goals By Toronto — 7, 2 times, MR, Oct. 17, 1995 (Sharks 2 @ Toronto 7)

Most Goals By Both Teams — 13, March 24, 1999 (Sharks 8 @ Toronto 5)

Last Sharks Hat Trick — None

Last Toronto Hat Trick — None

Last Sharks Penalty Shot — Marco Sturm (Unsuccessful — Mikael Tellqvist), Nov. 15, 2003 (Toronto 2 @ Sharks 2)

Last Toronto Penalty Shot — Mats Sundin (Successful — Arturs Irbe), March 15, 1995 (Toronto 2 @ Sharks 1)

2007-08 MAPLE LEAFS LEADERS

Goals	Mats Sundin, 32
Assists	Mats Sundin, 46
Points	Mats Sundin, 78
Shots	Jason Blake, 332
GAA	Vesa Toskala, 2.74
Wins	Vesa Toskala, 33
Losses	Vesa Toskala, 25
Shutouts	Vesa Toskala, 3
Save %	Vesa Toskala, .904
2007-08 Record	36-35-11, 83 pts. 5th/Northeast Division 12th/Eastern Conference

2008 PLAYOFFS

Did not qualify

VANCOUVER CANUCKS



GENERAL MOTORS PLACE

800 Griffiths Way
Vancouver, British Columbia
V6B 6G1

Phone: 604-899-4600 • **Fax:** 604-899-4640

G.M.: Michael D. Gillis

Coach: Alain Vigneault

P.R.: T.C. Carling, Ben Brown, Stephanie Maniago

PRACTICE FACILITY

TBD

AHL AFFILIATE

Manitoba Moose



Mason Raymond

ALL-TIME RECORD

VS. VANCOUVER	W	L	T	OL
SJ ALL-TIME Record	30	36	9	3
SJ HOME	16	17	5	2
SJ ROAD	14	19	4	1

2007-08 RESULTS

DATE	SITE	W	L	OT	SJ	OPP
10/5/2007	A	1	0	0	3	1
10/15/2007	A	1	0	0	4	2
12/13/2007	H	1	0	0	5	2
1/10/2008	H	1	0	0	3	1
TOTALS		4	0	0	15	6

NOTES

- On Nov. 5, 2000 at Vancouver, Scott Thornton scored two goals in 22 seconds, then the fastest two goals by a Sharks player.
- On Nov. 3, 2001, San Jose scored three goals (Jeff Jillson, Scott Thornton and Marco Sturm) in 36 seconds — a franchise record for the fastest three goals scored
- The Sharks swept all four games in 2001-02 — the first time either team swept the other in a season series.
- On March 9, 2007, Evgeni Nabokov's franchise record shutout streak was stopped at 166 minutes, seven seconds (166:07) when Taylor Pyatt scored in the third period. That goal also ended a team shutout streak of 167:16 (also a franchise record).

Last Sharks Win — Jan. 10, 2008 (Vancouver 1 @ Sharks 3)

Last Vancouver Win — April 7, 2007 (Vancouver 4 @ Sharks 3 OT)

Last Sharks Shutout — Jan. 11, 2003 (Vancouver 0 @ Sharks 3) (Miikka Kiprusoff)

Last Vancouver Shutout — Feb. 8, 2001 (Sharks 0 @ Vancouver 0 OT) (Bob Esesna)

Last Sharks Win At Home — Jan. 10, 2008 (Vancouver 1 @ Sharks 3)

Last Vancouver Win At Home — Jan. 28, 2007 (Sharks 1 @ Vancouver 3)

Last Sharks Win At Vancouver — Oct. 15, 2007 (San Jose 4 @ Vancouver 2)

Last Vancouver Win At Sharks — April 7, 2007 (Vancouver 4 @ Sharks 3 OT)

Last Sharks Overtime Win At Home — None

Last Vancouver Overtime Win At Home — Feb. 26, 2004 (Sharks 2 @ Vancouver 3 OT)

Last Sharks Overtime Win At Vancouver — April 12, 2006 (Sharks 5 @ Vancouver 4 OT)

Last Vancouver Overtime Win At Sharks — April 7, 2007 (Vancouver 4 @ Sharks 3 OT)

Last Sharks Shootout Win — None

Last Sharks Shootout Loss — None

Most Goals By Sharks — 7, 4 times, MR, March 10, 2002 (Sharks 7 @ Vancouver 4)

Most Goals By Vancouver — 8, 2 times, MR, Dec. 18, 1992 (Sharks 1 @ Vancouver 8)

Most Goals By Both Teams — 13, Oct. 14, 1995 (Vancouver 7 @ Sharks 6)

Last Sharks Hat Trick — Vincent Damphousse, April 3, 1999 (Vancouver 2 @ Sharks 5)

Last Vancouver Hat Trick — Markus Naslund, Oct. 21, 2002 (Vancouver 5 @ Sharks 2)

Last Sharks Penalty Shot — Owen Nolan (Unsuccessful — Garth Snow), Dec. 26, 1998, (Vancouver 0 @ Sharks 2)

Last Vancouver Penalty Shot — Pavel Bure (Successful — Mike Vernon), Nov. 12, 1997, Vancouver 5 @ Sharks 2)

2007-08 CANUCKS LEADERS

Goals

Assists

Points

Shots

GAA

Wins

Losses

Shutouts

Save %

2007-08 Record

Daniel Sedin, 29
Henrik Sedin, 61
Henrik Sedin, 76
Daniel Sedin, 247
Roberto Luongo, 2.38
Roberto Luongo, 35
Roberto Luongo, 29
Roberto Luongo, 6
Roberto Luongo .917
39-33-10, 88 pts.,
5th/Northwest Division
11th/Western Conference

2008 PLAYOFFS

Did not qualify

WASHINGTON CAPITALS



VERIZON CENTER

601 F St. NW
Washington, D.C. 20004
Phone: 202-266-2200 • **Fax:** 202-266-2360
G.M.: George McPhee
Coach: Bruce Boudreau
P.R.: Nate Ewell, Paul Rownak
Press Box: 202-628-3200 x7600

OFFICE/PRACTICE FACILITY

Kettler Capitals Iceplex
627 N. Glebe Road
Suite 850
Arlington, Va. 22203
Office: 202-266-2200

AHL AFFILIATE

Hershey Bears



Nicklas Backstrom

ALL-TIME RECORD

VS. WASHINGTON	W	L	T	OL
SJ ALL-TIME Record	15	8	1	0
SJ HOME	7	3	1	0
SJ ROAD	8	5	0	0

2007-08 RESULTS

Sharks did not play Southeast Division opponents in 2007-08.

NOTES

- On Dec. 18, 2000, Todd Harvey scored the franchise's 2,000th goal in a 5-3 victory in Washington.
- On Feb. 21, 2007, Jonathan Cheechoo scored his 200th point with an assist on Matt Carle's game-tying goal. Cheechoo also added the game-winning shootout goal.

Last Sharks Win — Feb. 21, 2007 (Sharks 3 @ Washington 2 SO)

Last Washington Win — Feb. 20, 1999 (Sharks 1 @ Washington 3)

Last Sharks Shutout — Dec. 14, 2002 (Washington 0 @ Sharks 2) (Evgeni Nabokov)

Last Washington Shutout — None

Last Sharks Win At Home — Dec. 16, 2005 (Washington 1 @ Sharks 4)

Last Washington Win At Home — Feb. 20, 1999 (Sharks 1 @ Washington 3)

Last Sharks Win At Washington — Feb. 21, 2007 (Sharks 3 @ Washington 2 SO)

Last Washington Win At Sharks — Oct. 30, 1993 (Washington 4 @ Sharks 2)

Last Sharks Overtime Win At Home — None

Last Washington Overtime Win At Home — None

Last Sharks Overtime Win At Washington — Feb. 21, 2007 (Sharks 3 @ Washington 2 SO)

Last Washington Overtime Win At Sharks — None

Last Sharks Shootout Win — Feb. 21, 2007 (Sharks 3 @ Washington 2)

Last Sharks Shootout Loss — None

Most Goals By Sharks — 5, 5 times, MR, March 15, 2002 (Washington 4 @ Sharks 5)

Most Goals By Washington — 6, Feb. 9, 1992 (Sharks 2 @ Washington 6)

Most Goals By Both Teams — 9, March 15, 2002 (Washington 4 @ Sharks 5)

Last Sharks Hat Trick — Todd Harvey, Dec. 18, 2000 (Sharks 5 @ Washington 3)

Last Washington Hat Trick — John Druce, Feb. 9, 1992 (Sharks 2 @ Washington 6)

Last Sharks Penalty Shot — Jeff Friesen (Successful — Jim Carey), Dec. 2, 1995 (Washington 3 @ Sharks 5)

Last Washington Penalty Shot — None

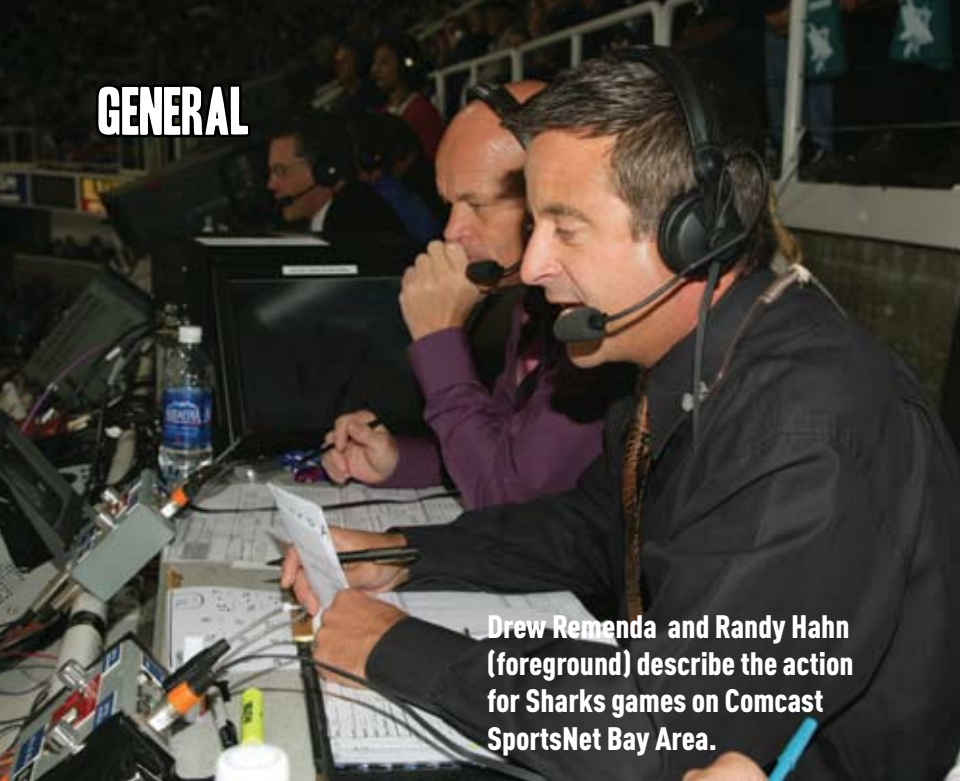
2007-08 CAPITALS LEADERS

Goals	Alexander Ovechkin, 65
Assists	Nicklas Backstrom, 55
Points	Alexander Ovechkin, 112
Shots	Alexander Ovechkin, 446
GAA	Cristobal Huet, 1.63
Wins	Olaf Kolzig, 25
Losses	Olaf Kolzig, 21
Shutouts	Cristobal Huet, 2
Save %	Cristobal Huet, .936
2007-08 Record	43-31-8, 94 pts. 1st/Southeast Division 3rd/Eastern Conference

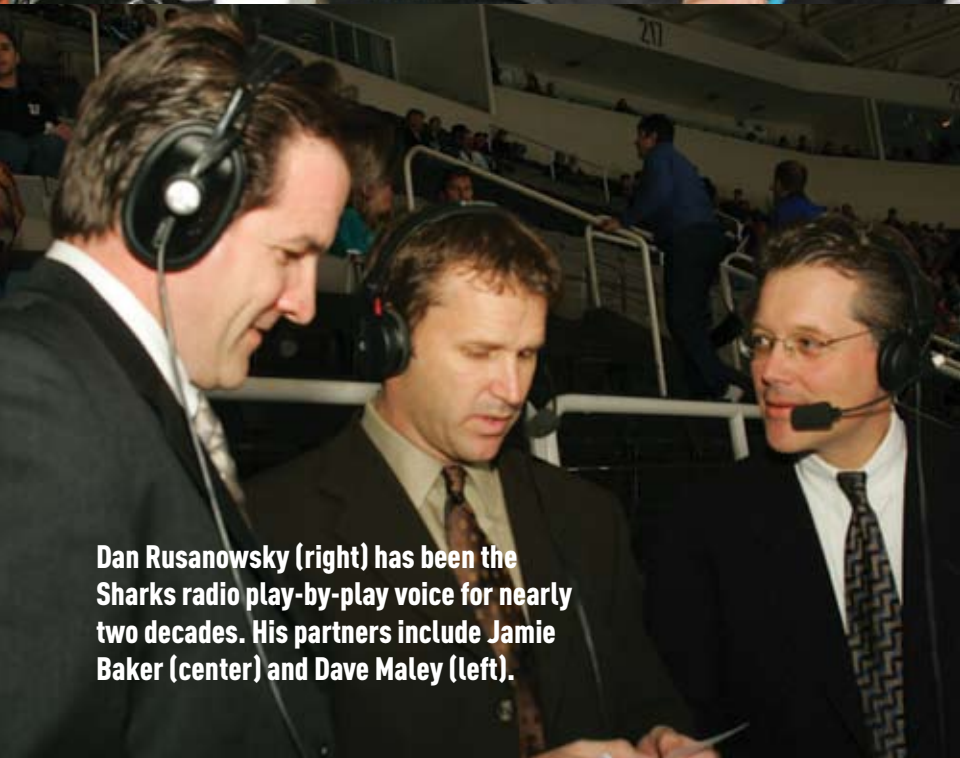
2008 PLAYOFFS

Eastern Conference Quarterfinals: Lost to Philadelphia, 4-3

GENERAL



Drew Remenda and Randy Hahn (foreground) describe the action for Sharks games on Comcast SportsNet Bay Area.



Dan Rusanowsky (right) has been the Sharks radio play-by-play voice for nearly two decades. His partners include Jamie Baker (center) and Dave Maley (left).

FAN DEVELOPMENT

Since arriving in the Bay Area in 1990, the San Jose Sharks have taken a vested interest in their community. Their mission states: "The San Jose Sharks Fan Development Department is committed to providing high quality, Sharks-specific hockey experiences for all ages and abilities in an effort to cultivate, nurture and create new hockey fans. Working in conjunction with SVS&E Business Operations and the Hockey Department, the programming platform will incorporate hands-on instruction, interactive experiences and leverage mascot, player, coaching and executive integration. Through our efforts, we will deliver a professional message in a fun and safe environment in order to positively impact the long-term, well-being of our franchise." Grass roots hockey programs, a mascot program, educational hockey classes and a kids club are only a few of the organization's innovations. Among its current programs are:

SAN JOSE SHARKS SUMMER HOCKEY SCHOOLS

Every year, the San Jose Sharks conduct the Sharks Summer Hockey Schools at Sharks Ice at San Jose. These camps include both a youth and an adult hockey series. An elite staff of professional instructors from the Sharks organization brings considerable expertise to hundreds of hockey players each summer. The 2008 Summer Hockey School staff was led by Roy Sommer, head coach of the Worcester Sharks, the Sharks top developmental affiliate in the American Hockey League. In addition to Sommer, camp instructors included Worcester Assistant Coach David Cuniff and China Sharks Head Coach and former Sharks Assistant Coach Derek Eisler. Numerous Sharks players as well as S.J. Sharkie also appeared during the summer camp sessions. For more information, call 408-999-6767.

"SHARK FOR A DAY" FANTASY CAMP

We're all San Jose Sharks fans — passionately rooting for the boys in teal. But few of us ever get the opportunity to experience what it's like to be a member of the team. If you've ever dreamed of being a Sharks player or wondered how your game would stack up against NHLers, you have one chance. Once a year, the Sharks play hosts to the "Shark For a Day" fantasy camp, which gives fans the rare opportunity to share the ice with Sharks alumni.

From the moment you step into the building until you step off the ice, you'll get as close as you can get to being an NHL player without actually worrying about a Douglas Murray hip check along the boards. Participants will skate with Sharks alumni in a regulation game, be given official team gear and much more!

Last year, Sharks alumni participants included Hockey Hall of Famer Igor Larionov, and fan favorites Jeff Friesen, Al Iafrate, David Maley, Jamie Baker and Bryan Marchment.

Netproceeds from this event benefit The Sharks Foundation. "Shark For a Day" is scheduled for the Spring of 2009. For more information, please contact Jeff Cafuir at jcafuir@svse.net or visit the "Community" section of www.sjsharks.com



SCHOLARSHIP PROGRAM

BAY AREA ALL-STAR SCHOLARSHIP TEAM (B.A.A.S.S.T.)

The Bay Area All-Star Scholarship Team Program was formed in 1996 and is a partnership established between the San Jose Sharks, Golden State Warriors, Oakland Athletics, Oakland Raiders, San Francisco 49ers and San Francisco Giants. Each participating team has contributed to the scholarship program in a collective effort to assist Bay Area high school students in achieving the goal of higher education. This unique partnership is the first of its kind in professional sports.

Bay Area All-Star Scholarships are awarded annually to six college-bound seniors currently attending a Bay Area public high school. All public high schools within this area are provided with detailed information about the scholarship opportunity and are encouraged to nominate two male and two female students for this prestigious award. Each recipient receives a \$3,000 scholarship. The students are also invited to attend a game at each team's home arena/stadium. The scholarship recipients, their guests and team representatives are provided game tickets, food and beverages and are recognized in a special ceremony during each game. For more information, contact Erin Buchanan at ebuchanan@svse.net

FAN PROGRAMS

SAN JOSE SHARKS FINATICAL KIDS CLUB

The San Jose Sharks FINatical Kids Club (FKC), a club for Sharks fans 16-and-under, is back for its fourth year!

The FKC was established during the 2005-06 season and has quickly SOLD OUT in each of its first three years. This year, the FKC looks to expand its membership that has members from 17 states and Canada.

For \$19.95, members receive a custom, FKC backpack, membership card, poster, folder, the 2008-09 *Official Sharks Yearbook* and much more!

Sharks winger Jonathan Cheechoo and loveable mascot S.J. Sharkie will once again serve as FKC co-captains. Throughout the season, "Cheech" will offer members exclusive information on the team and his season through the FKC website. S.J. Sharkie will also make appearances at various FKC events that include skate sessions and viewing parties.

For more information regarding the most exciting kids club in the NHL, call the FINatival Kids Club Hotline at 408-999-5824, E-mail FINativalKidsClub@sjsharks.com or visit www.sjsharkie.com

PLAYSTATION FUTURE SHARKS

During the first intermission of selected Sharks home games during the 2008-09 season, local youth hockey teams will be given the chance to display their skills and talent in front of thousands of Sharks fans at HP Pavilion at San Jose.

For more than a decade, thousands of youth hockey players have graced the ice at HP Pavilion and have had the rare opportunity to skate on the same surface as NHL players through Future Sharks. Participating clubs can dress 12 players and are given the option to play either a two-minute hockey game or a 5-on-5 "Shootout" during the intermission. For more information, please contact Erin Buchanan at ebuchanan@svse.net

HP PAVILION AT SAN JOSE ENTERTAINMENT TOURS

Tours of HP Pavilion at San Jose include an insider's view of the visiting team's locker room, Penthouse and Club Levels and more. Tours are available for a minimal fee and are offered Monday through Friday during the year. For more information, or to schedule a tour, call 408-977-4730.

SHARKS & PARKS, AN NHL STREET PROGRAM

The Sharks Fan Development Department, in conjunction with NHL Street, is excited to announce another season of Sharks & Parks, a street hockey program designed to introduce hockey to youth in a fun and safe environment.

Started in 1991, Sharks & Parks has reached tens of thousands of kids by donating street hockey equipment and instructional material to schools and community centers throughout Northern California. The program was so successful that the NHL adopted it as a league-wide initiative the following year with 33 programs run by various NHL and American Hockey League (AHL) teams throughout the United States and Canada.

The Sharks & Parks season typically kicks off with a street hockey tournament held at HP Pavilion in the fall and continues throughout the year with various summits and hockey/skating clinics for participants and staff.

For more information about Sharks & Parks, please contact jcafuir@svse.net or visit the "Community" section on sjsharks.com

HIGH SCHOOL WRITERS DAY

Each season, the San Jose Sharks play hosts to the annual "High School Writers Day," an event which gives aspiring high school students the opportunity to experience the life of a professional journalist.

The day includes access to Sharks players, staff and/or beat writers, a press room meal, a behind the scenes tour of HP Pavilion and a press box view of the game.

At the conclusion of the event, the participants will write a recap of their experience, with one winner being selected to receive two tickets to a future game and have his/her work published on www.sjsharks.com.

For more information, please contact Jeff Cafuir at jcafuir@svse.net

SHARKS FOUNDATION

The Sharks Foundation was created in 1994 in an effort to increase organizational impact on the community. Its mission would prove to be the framework from which it grew: "The Sharks Foundation is dedicated to meeting the social, cultural and educational needs of our community by offering unique resources and financial assistance to support organizations that enhance the lives of local youth." The Sharks Foundation evolved and quickly expanded beyond its original charter, and since its inception has donated nearly \$3.7 million to more than 80 local beneficiaries. In addition to its original grant program, The Sharks Foundation manages educational programs, plays host to major fundraisers, executes pledge programs and implements community outreach events. With the help of Sharks players, coaches and staff, The Sharks Foundation invests in the community with the hope of enhancing the lives of our youth.



GRANT PROGRAM

The Sharks Foundation provides financial assistance to 501(c)(3) organizations in Santa Clara County whose focus is geared towards youth programming and services. Through the grant program, organizations are selected to receive grants ranging from \$2,500 to \$25,000. Last year, the Sharks Foundation issued grants to 14 recipients that totaled more than \$273,000.

2007-08 GRANT RECIPIENTS

ACE Public School Network
 Alum Rock Counseling Center, Inc.
 Books Aloud
 CityTeam Ministries
 Environmental Volunteers
 Family Supportive Housing, Inc.
 Friends Outside in Santa Clara County
 Greater San Jose After School All-Stars
 Loaves & Fishes Family Kitchen
 O'Neill Sea Odyssey
 Sacred Heart Community Service
 San Jose Repertory Theatre
 Silicon Valley Conference for Community Justice
 Valley Medical Center Foundation

APPLIED MATERIALS SHARKS FOUNDATION GOLF CLASSIC

The Applied Materials Sharks Foundation Golf Classic is the Sharks Foundation's largest fundraiser. The entire Sharks roster, along with coaches and broadcasters, are matched with participants for an exciting day of golf at San Jose's Cinnabar Hills Golf Club. The day includes lunch on the course, amazing participant gifts, hole-in-one contests, raffle prizes, one of a kind silent and live auction items, dinner in the clubhouse and an awards ceremony.

SILENT AUCTION SERIES

Fans are given the opportunity to purchase memorabilia and help a worthy cause when they participate in the Silent Auction held at every home game. The Silent Auction takes place at the Sharks Foundation booth located outside Section 124 and items can range from autographed puck packages to game used sticks.

PLEDGE PROGRAMS

G.O.A.L.S. (GRANTING YOUTH OPPORTUNITIES TO ADVANCE, LEARN AND SUCCEED)

Sharks corporate partners participating in the G.O.A.L.S. program have pledged \$20 to the Sharks Foundation for each Sharks goal scored during the upcoming season. In 2007-08, G.O.A.L.S. partners donated \$45,000 to The Sharks Foundation based on team performance.

SEAGATE TECHNOLOGY "SHARKS PLAYER OF THE MONTH" AND "SHARKS PLAYER OF THE YEAR"

The Seagate Technology "Sharks Player of the Month" program is entering its 12th year and honors the Sharks player who has contributed the most to the team's success that month. Seagate Technology donates \$2,500 to The Sharks Foundation on behalf of each "Sharks Player of the Month" and donates \$5,000 to the Sharks Foundation on behalf of the player honored as "Sharks Player of the Year." Seagate Technology has provided more than \$300,000 to the Sharks Foundation since the 1996-97 season.

"Seagate has made social responsibility one of the values that forms the foundation of our business and we take pride in the thousands of Seagate employees who convert our social responsibility beliefs into action," said Bill Watkins, CEO of Seagate Technology. "The more than 2,000 Bay Area employees of Seagate understand and appreciate the commitment of like-minded organizations such as the Sharks Foundation, whose programming platform touches lives throughout Santa Clara and Santa Cruz counties. As a long-time partner of the team, we are proud to continue our support as they continue to offer timely and meaningful solutions for those in need."

HOW THE SHARKS FOUNDATION IMPACTS SILICON VALLEY

"The Sharks Foundation and the Good Tidings Foundation both set out 13 years ago to improve the lives of youth in the area. The Sharks Foundation has been the South Bay leader in this mission. Their players, coaches and staff are truly passionate about helping deserving youth. I am honored to call them a community partner."
 — Larry Harper

Founder, Good Tidings Foundation

"'Reading Is Cool' is a wonderful program that encourages children of all levels to read. It's great that the San Jose Sharks are so committed to encouraging students of our community to believe that learning to read really is in fact cool." — Lynda Campbell
Kindergarten teacher, Valle Vista School



COMMUNITY OUTREACH EVENTS

ADOPT-A-FAMILY HOLIDAY PARTY

San Jose Sharks players, coaches and staff share the holiday season with local families in need as hosts of the Sharks Foundation's Adopt-A-Family Holiday Party. Festivities include an ice skating party at Sharks Ice at San Jose with arts and crafts, dinner donated by Outback Steakhouse, dessert and service donated by ARAMARK, photos with "S.J. Sharkie Claus" and more. Each child receives clothing and toys from their adoptive player, coach or staff member.

CHARITY DRIVES

The Sharks Foundation teams up with several groups throughout the year to play hosts to drives for items in need. In November, Sharks fans can help launch the Second Harvest Food Bank Holiday Food Drive by bringing canned food to games on Nov. 4 and 6. The U.S. Marine Corps Reserve's Toys For Tots Toy Drive will occur on Dec. 4 and 6. Fans are encouraged to bring a new and unwrapped toy to be given to a child in need. Finally, the Reading Is Cool program will play hosts to Children's Book Drives on Jan. 13 and 15. All books will be donated to local elementary school libraries. All drives take place at the North and South Entrances of HP Pavilion at San Jose and monetary donations are also accepted.

COMMUNITY OUTREACH PROGRAMS

READING IS COOL

Each year, the Sharks Foundation is proud to present Reading Is Cool, a literacy program directed at all public K-6 grade classrooms in Santa Clara County, Newark, Fremont and Union City. During the 2008-09 season, Reading Is Cool will reach approximately 17,000 kids in more than 750 classrooms. Reading Is Cool features monthly incentive awards, private practice field trips to Sharks Ice at San Jose, a video featuring S.J. Sharkie and members of the Sharks team, Top Reader Night, in-game book drives and Celebrity Story Hours.

For more information on the Sharks Foundation and its events or programming, please contact Laura Johnston at ljohnston@svse.net or visit sharksfoundation.org

S.J. SHARKIE

S.J. Sharkie enters his 18th season as the Sharks beloved mascot.

A consistent and familiar presence at every Sharks home game, Sharkie has the enviable task of entertaining a sold out crowd at "The Tank" night in and night out, performing a variety of exciting death-defying and unique stunts and acts. Sharkie's nightly performances range from rappelling from HP Pavilion at San Jose's rafters to speeding across the ice on his four-wheel all-terrain vehicle.

Since his NHL debut in January 1992, Sharkie has become one of the most recognized mascots in the universe. He's a highly respected figure both inside and outside of HP Pavilion and throughout the hockey community.

In addition to Sharks home games, this lovable mascot makes more than 450 outside appearances each year (480-plus during 2007-08) and makes a splash at any event, ranging from birthday parties to flower deliveries. He has even escorted a high school student to her senior prom and acted as the ring bearer at a wedding ceremony. Aptly coined as "The Hardest Working Fish in Sports," Sharkie has been selected to the NHL All-Star Game an amazing 12 times and assisted in dropping the ceremonial first puck at the 1997 All-Star Game in San Jose.

Besides his countless appearances, Sharkie is involved with numerous charities. Sharkie also spends countless hours on behalf of the Sharks Foundation by lending a "fin" to their school programs, fund raisers, meetings and projects throughout the year.

Sharkie's popularity has "spawned" his very own merchandise line and web site (sjsharkie.com), the first ever devoted solely to a professional mascot.

When not performing in front of sold out crowds or charity events, Sharkie enjoys watching his favorite films including "Finding Nemo," "Slap Shot" and the entire "Jaws" series. Sharkie also enjoys listening to his favorite songs, which include "Fins" and "Bad to the (Fish) Bone."

For more information, appearance descriptions and in-game events, please visit sjsharkie.com



HP PAVILION AT SAN JOSE



A T S A N J O S E

Northern California's Top Entertainment Venue

HP Pavilion at San Jose has been recognized as the biggest success story in the revitalization of downtown San Jose. For more than a decade, the facility with its distinctive 10-story glass pyramid entry and unique stainless steel façade has been the place-to-be-and-be-seen in the Bay Area.

Located in the heart of Silicon Valley, HP Pavilion is an exemplification of the architectural excellence and technological innovation that defines the area.

That statement carries more weight today, especially after the completion of a \$16.5 million renovation in the summer of 2007. The costs were shared by the City of San Jose and HP Pavilion.

Patrons entering HP Pavilion now enjoy the latest in audio and video technology to enhance their viewing experience. Most noticeable to the eyes is the high resolution LED center hung scoreboard — one of the largest in North America. The middle of the arena bowl features a full-color moving LED fascia display (also known as a ribbon board).

For the ears, there's a new state-of-the-art digital sound system and acoustical improvements. Finally, there were some minor changes to allow for interfacing with high definition telecasts originating from HP Pavilion and an increased rigging capacity for concerts and shows.

Besides the San Jose Sharks, champion teams (such as the three-time Arena Bowl Champion San Jose SaberCats of the Arena

Football League and the 1995 Roller Hockey International Champion San Jose Rhinos) and championship events (three NCAA Men's Basketball Western Regional Finals, 2003-07 Pac-10 Women's Basketball Tournament, 1999 NCAA Women's Basketball Final Four and the 2007 Visa Gymnastics Championships) have taken place at HP Pavilion.

In addition, headliners such as Bruce Springsteen, The Rolling Stones, Barbra Streisand, The Three Tenors and Paul McCartney have performed before capacity crowds.

HP Pavilion at San Jose continues to set the standard for sports and entertainment venues worldwide. *Pollstar Magazine* ranked HP Pavilion as the No. 3 venue in the United States and seventh in the world in terms of non-sports tickets sold during the 2005 calendar year.

"HP Pavilion is San Jose's premiere sports and entertainment venue, drawing hundreds of first class events to San Jose every year," San Jose Mayor Chuck Reed said. "It's an economic engine that brings hundreds of thousands of people to downtown San Jose every year. We want to ensure that it continues to thrive in that role for the foreseeable future."

"The staff at HP Pavilion at San Jose takes great pride not only in providing world-class entertainment to our fan base, but also in maintaining a state-of-the-art venue that the people of San Jose can take pride in," Silicon Valley Sports and Entertainment President and Chief Executive Officer Greg Jamison said. "The enhancements will not only improve the quality of the fan experience, but it will also get the building to the standards that have become customary in entertainment facilities today."

INSIDE THE IMPROVEMENTS



CENTER HUNG SCOREBOARD

- the new high resolution display is 18-by-24 feet and provides a 16x9 video image ratio used in High Definition television displays. The old analog video display was 9-by-12 feet
- HP Pavilion at San Jose is now one of 22 National Hockey League playing venues that have HD LED scoreboards

LED FASCIA DISPLAY

- this full-color, moving LED display (also known as a ribbon board) provides a very dramatic visual experience for guests
- the display allows HP Pavilion to provide flexible programming for events such as the NCAA Championships that require specific guidelines

SEATING AREA SOUND SYSTEM

- the new sound system uses state-of-the-art digital equipment and incorporates outward facing speaker clusters as opposed to distributed speaker placement
- guests will notice a clearer, more audible sound quality as sound will be generated from the center of HP Pavilion, as opposed to all around the building

RIGGING CAPACITY UPGRADE

- the capacity was increased from 75,000 pounds to 150-200,000 pounds
- concerts and in-arena events now utilize standard loads of 60-80,000 pounds and larger shows run 125-150,000 pounds. When HP Pavilion opened in 1993, a standard show load was 40,000 pounds and large shows had an average load of 60-80,000 pounds

HD VIDEO EQUIPMENT UPGRADE

- more sporting events are now being televised in HD, as opposed to Analog
- the upgrade insures reliability and interfacing with the new center hung scoreboard, LED systems, TV trucks and the new HP HD televisions within HP Pavilion.

HP PAVILION AT SAN JOSE FACTS AND FIGURES

SITE AND BUILDING INFORMATION

Site Location: Downtown San Jose, near West Santa Clara Street and Guadalupe Parkway (Highway 87)

Site Area: Approximately 17 acres

Building Dimensions: Length — 425 feet-by-425 feet; Height — 117 feet

Internal Space: 450,000 square feet

Exterior: Concrete; space frame steel truss; ribbed stainless steel siding; 10-story glass pyramid entry

Seating Capacity: 20,000 maximum; Basketball — 18,543; Multi-purpose — 16-20,000; Hockey — 17,496

Parking: Approximately 1,800 spaces on site; up to 8,000 spaces within a 5-10 minute walk

Executive Suites: 65 (Concourse 21, Penthouse 44)

Penthouse Terrace Group Entertainment Areas: 3

Cost: \$162.5 million (\$132.5 million funded by City of San Jose; \$30 million funded by San Jose Arena Management)

PROJECT

Developer: Redevelopment Agency of San Jose

Owner: City of San Jose

Builder: Perini Building Company, Western Division

Construction Manager: HuntCor Inc.

Architect: Sink Combs Dethlefs

Arena Operator: San Jose Arena Management

MISCELLANEOUS

Original Name: San Jose Arena

Re-named Compaq Center at San Jose, March 27, 2001

Re-named HP Pavilion at San Jose, Nov. 30, 2002

Primary Tenant: San Jose Sharks

Groundbreaking: June 26, 1990

First Event: Ringling Brothers and Barnum & Bailey Circus, Sept. 8, 1993

First Hockey Game: San Jose Sharks vs. New York Islanders preseason game, Sept. 30, 1993

Days To Build: 540 days



SHARKS TICKET INFORMATION

GOT TICKETS ?

SECTIONS/PRICES:

Upper Reserved	\$20/34/41/52
Upper Rim (First Row)	\$82
Lower Reserved	\$74
Premium Lower	\$87
End/Corner Comerica Bank Club	\$110
Premium Glass	\$115
Sideline Comerica Bank Club	\$120
VIP Glass	\$175

PURCHASING TICKETS

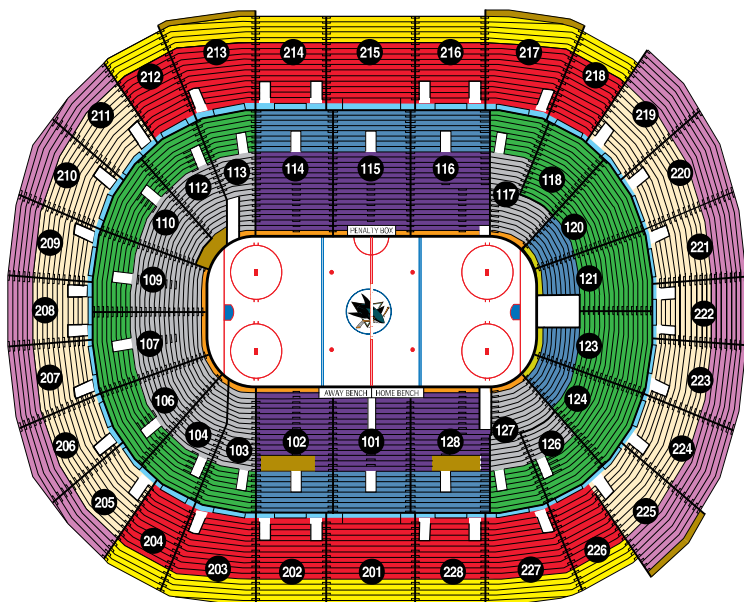
HP Pavilion at San Jose — The Pavilion Ticket Office is open:

- Monday through Friday, 9:30 a.m. to 5:30 p.m.
- Closed Saturday, Sunday and Holidays
- Open for all HP Pavilion at San Jose events two hours before scheduled time

Tickets to all HP Pavilion at San Jose events are available at the HP Pavilion Ticket Office, Ticketmaster Ticket Centers located in select f.y.e., Macy's and Ritmo Latino stores throughout the Bay Area, online at Ticketmaster.com or charge by phone at 408-998-TIXS, 415-421-TIXS or 510-625-TIXS.

Group Ticket Information: 408-999-5757
Season Ticket and Partial Season Plan Information: 408-999-5757

Day of Game Ticket Sales: For most Sharks home games, a limited number of unused tickets held for League and team purposes will become available for sale to the public. These tickets will be sold on the day of the game at the HP Pavilion Ticket Office and through all Ticketmaster locations. Tickets typically go on sale at noon for evening games and 10 a.m. for afternoon games.



RADIO/TV INFORMATION

"The Voices Of Winter"

TELEVISION BROADCASTS

The award-winning combination of Randy Hahn and Drew Remenda reunited last year to form the Sharks television team. The pair were honored by winning the Northern California Emmy Award in the "On Camera Talent" category in 2002, 2004 and 2006.

The veteran Hahn will call the action for 70 Sharks games on Comcast SportsNet Bay Area. Hahn, now in his 16th season as the Sharks full-time television play-by-play man, has been with the organization since their inaugural season. The versatile Hahn has more than 20 years of broadcast experience. He has done play-by-play on television and radio, anchored radio sports shows and served as studio host for various local, regional and national telecasts. Outside of hockey, Hahn has been a prominent broadcaster for many world-renowned events such as soccer's World Cup, the Goodwill Games and the San Francisco Marathon.

Remenda spent the 2006-07 season providing color analysis for CBC's "Hockey Night in Canada." Before going North of the Border, he spent six seasons partnering with Hahn on television coverage of Sharks Hockey. In addition to his six seasons of color analysis, his 12 years of service to the organization included runs as assistant coach for both the Sharks (1991-95) and their top development affiliate (Kansas City, 1995-96).

There's also a new twist for Sharks fans watching games on Comcast SportsNet Bay Area this season. Coverage will include "Sharks Pregame Live" and "Sharks Postgame Live" which will air before and after selected Sharks telecasts.

Once again this season, Sharks telecasts will be under expert guidance of producer Frank Albin. In addition to the Sharks, Albin has produced and directed broadcasts for the Detroit Red Wings and Major League Baseball's Detroit Tigers.

COMCAST SPORTSNET BAY AREA

In July 1999, the San Jose Sharks and Comcast SportsNet Bay Area announced a long-term agreement making Comcast SportsNet Bay Area the exclusive television provider of Sharks games.

Comcast SportsNet Bay Area is carried as an expanded basic service on most Northern California and Northern Nevada cable systems and is available to more than three million viewers. In addition to the Bay Area coverage, Sharks games are also available to fans in Sacramento, Fresno, Stockton, Modesto, Western Nevada, the Lake Tahoe region, Monterey, Redding, Mendocino and to satellite viewers across North America.



In 2008-09, Comcast SportsNet Bay Area will telecast 70 games.

Comcast SportsNet Bay Area and the Sharks will continue with technical enhancements to game coverage while broadcasting 40 games in High Definition. Comcast SportsNet Bay Area also works closely with the Sharks to produce the feature-oriented half-hour magazine-style "Shark Byte" program.

RADIO BROADCASTS

SHARKS RADIO NETWORK

For the 18th consecutive season, the Sharks are broadcasting their entire 82-game regular season schedule and all playoff contests on the multi-station Sharks Radio Network, which reaches much of Northern California and parts of Nevada. The Network's flagship station, 98.5 K-FOX (KUFY-FM), continues its multi-year deal with the Sharks to bring all regular season and playoff games in their entirety to its avid listeners for the seventh consecutive year.

Along with the regular season and playoff schedule, the San Jose-based radio station, also known as "98.5 K-FOX, the Classic Rock Experience," will air live coverage of two preseason games. Coverage begins with the popular 30-minute pregame show, "Sharks Warm-Up," which airs on 98.5 K-FOX in all regular season games except when a game originating outside the Pacific Time Zone occurs on a weekday. In these limited instances, the program will still be available on most Sharks Radio Network affiliates and on the Internet. During the playoffs, "Sharks Warm-Up" will air on 98.5 K-FOX in all instances.

Dan Rusanowsky returns for his 18th consecutive season of broadcasting Sharks games on the radio. Entering this season, Rusanowsky has witnessed and broadcast 1,253 regular season Sharks



games and every playoff contest (119) in the team's history, including a consecutive game streak of 774 contests (725 regular season and 49 playoff games) that was snapped on Nov. 25, 2000 due to a serious automobile accident. The affable Rusanowsky, who's one of the club's most recognizable figures both on-and-off the ice, called his 1,000th NHL regular season broadcast on March 21, 2004 vs. Edmonton.

For the fourth consecutive season, former Sharks center Jamie Baker will provide color commentary alongside Rusanowsky. A 10-year NHL veteran, Baker spent four seasons with Team Teal. Joining the duo to provide additional analysis on select broadcasts is ex-Sharks forward Dave Maley, who won a Stanley Cup with Montreal in 1986.

SHARKS RADIO NETWORK

STATION	CITY
98.5 K-FOX (KUFX-FM)	San Jose/San Francisco/Oakland (flagship station)
KAHI-AM 950	Auburn
KATA-AM 1340	Eureka-Arcata
KBKY-FM 94.1	Merced
KESP-AM 970	Modesto
KFIG-AM 1430	Fresno
KFPT-AM 790	Clovis
KHTK-AM 1140	Sacramento
KOMY-AM 1340	Monterey/Salinas/Santa Cruz
KRKC-AM 1490	King City
KXBX-AM 1270	Lakeport
KVON-AM 1440	Napa
sjsharks.com	Official Internet site of the San Jose Sharks
XM Satellite Radio	Official Satellite Provider of the NHL

Frank Albin

Director of Broadcasting

Frank Albin is entering his 12th season as Sharks director of broadcasting. Albin serves as producer and director for most of the Sharks 70-game television package on Comcast SportsNet Bay Area. Known around the National Hockey League for his hockey-first approach, his productions have been well received by Bay Area and satellite viewers.

In addition, Albin serves as the broadcast liaison between the Sharks, Comcast SportsNet Bay Area, visiting broadcasters and the NHL.

A 20-plus year veteran of live sports broadcasting, Albin spent nine years at PASS Sports in Detroit, where he worked on a wide variety of sports programming. From 1988-94, he produced and directed Detroit Red Wings telecasts, as well as the syndicated "Central Collegiate Hockey Association (CCHA) Game of the Week."

From 1995 until joining the Sharks in 1997, Albin spent three seasons with Major League Baseball's Detroit Tigers, producing and directing broadcasts for their state-wide television network.

A graduate of Michigan State University and a native of Detroit, Albin has won regional Emmy Awards for directing and feature producing.



Randy Hahn

Television Play-By-Play Broadcaster

Experienced broadcaster Randy Hahn provides Bay Area hockey fans with all the play-by-play action for Sharks games on Comcast SportsNet Bay Area. Hahn, who enters his 16th full season with the club, served in the same capacity on selected telecasts during San Jose's first two seasons (1991-93).

In 2005-06, Hahn captured his third Northern California Emmy Award in the "On Camera Talent-Play by Play" category. He also earned the award in 1999 and 2002.

Hahn and broadcast partner Drew Remenda are featured as the primary play-by-play and color voices on the newly released hockey video game "NHL 2K9."

Hahn has more than 30 years of sports broadcast experience, including a unique first assignment when he was just 16 years old — calling the "paw-by-paw" action of a dog sled race in the Yukon Territory in 1974. He continues to be a versatile broadcaster, having done play-by-play on television



and radio, anchoring radio sports shows and serving as television studio host for various sports programs. Hahn became the interim co-host of San Francisco CBS-5's "Evening Magazine" in February 2005, working alongside popular Bay Area personality Malou Nubla.

A native of Edmonton, Alberta, Hahn's other hockey broadcast experience came as studio host of Los Angeles Kings games on the Prime Ticket cable network before joining the Sharks. Early in his career, he was on the radio broadcast team of both the Vancouver Canucks and Edmonton Oilers, in addition to performing various broadcast roles in those cities.

Hahn is also an experienced soccer announcer. He called matches on ABC and ESPN during the 1994 World Cup. From 1982-92, he was the play-by-play voice of the North American and Major Indoor Soccer League's San Diego Sockers. Hahn also announced the 1990 World Cup and has called the action for USA National Team soccer games on SportsChannel and for Major League Soccer's Kansas City Wizards.

From 1991-94, Hahn was a studio anchor for SportsChannel Chicago's nightly highlight show and worked on broadcasts for collegiate basketball, baseball, volleyball and gymnastics. Hahn has been a play-by-play broadcaster for Arena Football League games on Comcast SportsNet.

In 1990, Hahn lived in San Jose and was instrumental in helping bring the National Hockey League to this area, serving as vice president of Pro Hockey San Jose — a grassroots, non-profit corporation formed for the purpose of attracting an NHL franchise to the new multi-purpose venue being built in downtown San Jose.

Hahn's wife, Roberta Gonzales, CBS-5's evening news weathercaster, is an Emmy Award winner herself and was recently awarded the Associated Press Television-Radio Award for "Best Weather Segment" for the third consecutive year. She's a former weathercaster at KNTV in San Jose and was honored as 1990 Woman of the Year in the field of communications by the *San Jose Mercury News* for her contributions to the South Bay.

Drew Remenda

Television Color Analyst

Drew Remenda returns for his eighth season as the team's television color analyst, joining Television Play-by-Play Broadcaster and co-Emmy winner Randy Hahn for Sharks telecasts on Comcast SportsNet Bay Area.

Remenda will also return as host of "SharkByte," Comcast SportsNet Bay Area's popular magazine-style show dedicated to Sharks hockey on- and off-the-ice.

Remenda returned the Sharks family last season after spending the 2006-07 campaign as an analyst for the Canadian Broadcast Company's (CBC) celebrated "Hockey Night in Canada" program, which followed six seasons as the Sharks television color analyst, where he won three Bay Area Emmy Awards (1999, 2001 and 2006). Previously, Remenda spent three seasons working with Dan Rusanowsky as radio color commentator on 98.5 KFOX and the Sharks Radio Network.

Drawing upon his extensive network of hockey contacts and his background as an assistant coach, Remenda skillfully provides in-game analysis, insightful information and anecdotes.

The Saskatoon, Saskatchewan native also serves as the host of "The Drew Remenda Sports Show," a staple on 650 CKOM Radio in Saskatoon and on 980 CJME in Regina.

A Sharks assistant coach from 1991-95, Remenda also served as associate coach for the Kansas City Blades of the International Hockey League, then the Sharks top developmental affiliate in 1995-96. Before joining the Sharks organization, he served as the video coordinator for Hockey Canada, where he provided support for Canada's National Team and the Canadian Amateur Hockey Association. Remenda's vast hockey background also includes a stint as assistant coach at the University of Calgary from 1988-90 and coaching at the amateur level since 1983.



Dan Rusanowsky

Radio Play-By-Play Broadcaster

Long-time Radio Play-by-Play Announcer Dan Rusanowsky returns for his 18th consecutive season as the "Voice of the Sharks" on 98.5 KFOX (KUFJ-FM) and the Sharks Radio Network.

A 29-year veteran of hockey broadcasting at all levels, the venerable Rusanowsky is one of the club's most recognizable figures, both on and off the ice. He's responsible for producing all radio broadcasts, directs and administers the multi-station Sharks Radio Network (which provides coverage of all games for hockey fans in Northern California and parts of Nevada and Oregon) and oversees the relationship with flagship station 98.5 KFOX. A versatile performer, he also contributes to *Sharks Magazine*, the team's official game program, and the Sharks website with regularly featured columns and broadcast reports.

An active, year-round member of the Bay Area broadcasting community, Rusanowsky is one of a



select few play-by-play announcers who have been tapped by NHL Radio to announce the "Game of the Week" on the Westwood One Radio Network. He was on the broadcast team for NHL Radio's production of the 1997 NHL All-Star Game in San Jose and has presented feature work on the League's network broadcasts.

Rusanowsky has provided the play-by-play call on several Major League Soccer radio broadcasts and A-League "digicasts." He has served as a guest host on local and nationally syndicated programs. He hosted "Dan's Dugout" on Oakland Athletics radio broadcasts in 1993 and "Dan's Diamond Notes" on 98.5 KFOX.

Born in Milford, Conn., Rusanowsky's resume also includes television play-by-play work. A motor racing enthusiast, he was a member of the San Jose Grand Prix's closed circuit track telecast team from 2005-07. He has called the action on Comcast SportsNet Bay Area's coverage of Roller Hockey International and the now-defunct Continental Indoor Soccer League. He also makes regular appearances on Sharks television features.

Rusanowsky was injured in a serious automobile accident on Nov. 25, 2000, ending a continuous broadcast streak of Sharks regular season and playoff games at 774 (He has been behind the microphone for all 119 playoff games in Sharks history). Rusanowsky called his historic 1,000th Sharks regular season game on March 21, 2004 vs. Edmonton.

Along with his broadcasting duties, Rusanowsky makes numerous public speaking appearances in the community. He's the co-chair of the annual Ultimate Fantasy Hockey Playoffs Draft and Dinner, benefiting the Foundation Fighting Blindness. This event has raised more than \$425,000.00 over its history in San Jose. He serves on the Executive Board of the Santa Clara County Council, Boy Scouts of America and serves on the Advisory Boards for the Boys and Girls Clubs of Silicon Valley and Services for Brain Injury. He also works with many other community organizations and is an active member of the NHL Broadcaster's Association.

Before arriving in the Bay Area, Rusanowsky provided the radio play-by-play call for the American Hockey League's New Haven Nighthawks (1986-91) and was the voice of St. Lawrence University's NCAA Division I hockey program from 1979-86. He received a bachelor's degree at St. Lawrence and subsequently earned his M.B.A. at Clarkson University.

Jamie Baker

Radio Color Analyst

Former Shark Jamie Baker returns to the airwaves for his fourth season of providing color analysis for Team Teal. Baker accentuates Dan Rusanowsky's radio broadcasts in explaining the finer details of the game.

Following an outstanding college career at St. Lawrence University, Baker went on to play in parts of 10 National Hockey League seasons, including four with the Sharks. In 404 NHL games with Quebec, Ottawa, San Jose and Toronto, he tallied 150 points (71 goals and 79 assists). Baker also appeared in 25 Stanley Cup Playoff games. Known for his speed, grit and tenacity as a player, Baker was always at his best when the game was on the line.

Baker's high-energy personality, enthusiasm and excellent knowledge of the NHL have greatly enhanced Sharks radio broadcasts and his dedication to grassroots marketing have helped expand the ever-growing youth hockey population in the Bay Area.



Dave Maley

Radio Reporter

David Maley begins his fourth season with the Sharks radio team. A veteran of nine NHL seasons (including two with San Jose), Maley provides color analysis for selected home games as well as participate in the pregame "Sharks Warmup" and intermission programming.

Known during his career as a physical, hard-hitting forward, Maley was a winner at every level. As a freshman at the University of Wisconsin in 1983, he was an important component to the Badgers NCAA Division I Champion squad. Maley won the 1987 Stanley Cup with Montreal and also played with San Jose, New Jersey, Edmonton and the Islanders in 466 NHL games.

In 1996, Maley founded Rollin' Ice at the Santa Clara County Fairgrounds, which became the Bay Area's premier inline hockey facility. Recently, Maley re-located the facility to south San Jose, where it has become the Silver Creek Sportsplex, a multi-faceted sports and fitness destination featuring 240,000 square feet of state-of-the-art facilities and professional expertise.

He has served as president of the San Jose Sharks Alumni since 2003, playing an integral part in raising funds for The Sharks Foundation.

Maley also serves on the board of the Police Activities League (PAL) and recently founded the Dream On Foundation, both of which give youth a chance to participate in sports they could otherwise not afford.



MEDIA INFORMATION

ACCESS: The San Jose Sharks organization and Media Relations Department strive to make its players, coaches, management and other personnel available in a timely and responsible fashion to all accredited members of the media.

CREDENTIALS: Press seating for Sharks home games at HP Pavilion at San Jose is available to accredited media in the press box located on the north side of the building's upper level. Single-game credentials must be requested no later than 5 p.m. the day before a game played Tuesday through Saturday and by 5 p.m. Friday for a Sunday or Monday game. Requests should be made in writing to Scott Emmert, Director of Media Relations, San Jose Sharks, 525 W. Santa Clara St., San Jose, Calif. 95113; facsimile requests at 408-999-5822 or E-mail requests at "semmert@sjsve.net" will also be accepted. Credentials are good for admittance to the press room (building's first level) and to both teams' postgame locker rooms. The elevator to the press room and press box is located on the north side of the building's concourse near Media Entrance "A."

All international credential requests must go through NHL Public Relations AT LEAST 24 hours prior to the requested game.

Due to limited press box seating, those requesting single-game credentials will be seated on an as-available basis, with preference given to the following: local daily newspapers and wire services, television stations with sportscasts, radio stations which use actualities, visiting media, national media. Next preference goes to other Bay Area media including weekly newspapers, general topic magazines and television shows and any other media, including Internet sites, which have a specific assignment to cover a Sharks game. Single-game credentials must be picked up at Media Entrance "A," located on the northwest side of the building off of parking lot A. Those persons holding full-season Sharks or NHL Team Management credentials MUST enter through Media Entrance "A."

MEDIA MEMBERS HOLDING SEASON PASSES SHOULD NOTIFY THE MEDIA RELATIONS DEPARTMENT IF PLANNING TO COVER A GAME IN ORDER TO RESERVE SEATING. A MEDIA CREDENTIAL CANNOT BE USED TO SIT IN SPECTATOR SEATING AREAS.

DAY-OF-GAME INTERVIEWS: After the completion of the morning skate (which typically begins at 10:30 a.m. for a 7:30 p.m. start), is the best time to interview players and coaches on a game day. "Pre-tape" television or radio requests to interview a player upon his arrival to the building for the game must be made no later than the conclusion of the team's morning practice and cannot be guaranteed. If the team is not practicing, the request must be made to the Sharks, or visiting team public relations department, no later than 10 a.m. on the day of the game. The Sharks Media Relations Department cannot guarantee access to players or coaches if practice is not scheduled.

DAY-OF-GAME PRACTICES: On home game days when the Sharks choose to practice, they will typically take the ice at approximately 10:30 a.m. at HP Pavilion at San Jose. Media members should plan on arriving by 10:30 a.m. for game-day practices to ensure the availability of the requested players. The visiting team's practice usually follows the Sharks, beginning normally at 11:30 a.m. **TIMES AND LOCATIONS FOR BOTH THE HOME AND VISITING TEAMS ARE SUBJECT TO CHANGE.** Contact the Sharks Media Relations Department if there is a question regarding either team's practice schedule.

PREGAME MEDIA ACCESS: Sharks players and coaches are available to credentialed members of the media for a 30-minute window, which begins two-and-a-half hours before game time. For example, pregame media access for a 7:30 p.m. home game lasts from 5 p.m. until 5:30 p.m. Media members who wish to utilize this media access window are strongly encouraged to contact the Sharks Media Relations Department in advance with their interview requests.

LOCKER ROOMS: The home and visiting team locker rooms will re-open within five minutes after the game. The officials' locker room is off-limits to the media. Should a comment or interpretation from the game's referee or NHL supervisor be needed, contact a member of the Sharks Media Relations Department and a pool reporter may be assigned.

PHOTOGRAPHERS: Only those photographers on assignment will be allowed access to designated photography locations at rink level and in overhead positions. Photo holes are accessible to local dailies, wire service photographers and local TV crews (for non-televized games). Two ice-level photography positions are reserved for Sharks team photographers. Additional photography positions are determined on a first-come, first-served basis; however, in cases of increased photographer (i.e. playoffs) attendance, positions will be assigned by the Sharks Media Relations Department. In all cases, photographers should check in with a media relations representative in the press room before game time. Because of very limited photography locations and NHL Images regulations, it is not possible to accommodate freelance photographers.

PRESS ROOM: Media possessing full-season credentials or those granted single-game credentials are invited to have a meal, for a nominal fee, before each game in the press room, located on the lower level (building's north side). The room opens two-and-one-half (2:30) hours before game time. Dining room usage is limited to those presenting valid Sharks or NHL Team Management passes. It is impossible to accommodate family members, friends, guests or others. Any abuse of dining room privileges may cause forfeiture of a media pass. Limited refreshments are also available during intermissions as well as in the press box during games.

SERVICES: Game notes, lineups, press releases, complete statistics and other pertinent information will be furnished by the Sharks Media Relations Department. There are sufficient electrical outlets and telephones available in the press box and media work room (adjacent to the Press Room). Preference for phone use will be given to writers and broadcasters filing stories on deadline. The Sharks also provide complimentary facsimile services for working media, if necessary. The press room and press box are equipped with WI-FI wireless Internet service, as well as high-speed DSL hardlines.

TELEVISION COVERAGE: All television stations are prohibited by the National Hockey League from shooting and distributing game footage of any contest that is being broadcast from HP Pavilion at San Jose by either the San Jose Sharks, the visiting team or network television. Requests for special features and the like should be directed to the Sharks Media Relations Department.

WORCESTER SHARKS



2008-09 WORCESTER SHARKS SCHEDULE

WORCESTER SHARKS

OCTOBER

SUN	MON	TUES	WED	THU	FRI	SAT
			1	2	3	4
5	6	7	8	9	10	11 LOW 7:00 PM
12	13	14	15	16	17 ALB 7:30 PM	18 PRO 7:05 PM
19	20	21	22 HFD 7:05 PM	23	24 PRO 7:05 PM	25 BRI 7:05 PM
26	27	28	29	30	31 HFD 7:00 PM	

NOVEMBER

SUN	MON	TUES	WED	THU	FRI	SAT
						MCH 7:05 PM
2	3	4	5 POR 7:05 PM	6	7 HFD 7:00 PM	8 BIN 7:05 PM
9	10	11 SPR 1:05 PM	12	13	14 PRO 7:05 PM	15 SPR 7:05 PM
16 SPR 4:00 PM	17	18	19 NOR 7:05 PM	20	21	22 HOU 8:35 PM
23 SAN 6:00 PM	24	25	26 POR 7:00 PM	27	28 PRO 7:05 PM	29 BRI 7:05 PM
30 LOW 4:05 PM						

DECEMBER

SUN	MON	TUES	WED	THU	FRI	SAT
	1	2	3 WBS 7:05 PM	4	5 MCH 7:30 PM	6
7 POR 4:05 PM	8	9	10	11	12 HFD 7:00 PM	13 LOW 7:00 PM
14 HFD 4:05 PM	15	16	17	18	19 POR 7:05 PM	20 MCH 7:05 PM
21 POR 4:00 PM	22	23	24	25	26 PRO 6:05 PM	27
28 POR 4:00 PM	29	30	31 HOU 7:35 PM			

JANUARY

SUN	MON	TUES	WED	THU	FRI	SAT
				1	2 NOR 7:05 PM	3 LOW 7:05 PM
4 HER 4:05 PM	5	6	7	8	9 ALB 7:05 PM	10 LOW 7:05 PM
11	12	13	14 PHI 7:05 PM	15	16 NOR 7:15 PM	17 NOR 7:15 PM
18 HER 5:00 PM	19	20	21	22	23 SPR 7:30 PM	24 LOW 7:00 PM
25 2009 AHL ALL-STAR CLASSIC 4:00 PM	26	27	28	29	30 SPR 7:05 PM	31 SAN 7:05 PM

FEBRUARY

SUN	MON	TUES	WED	THU	FRI	SAT
1 PRO 2:05 PM	2	3	4 POR 7:00 PM	5	6 MCH 7:30 PM	7
8 PRO 4:05 PM	9	10	11	12	13 POR 7:00 PM	14 BRI 7:00 PM
15 WBS 5:05 PM	16	17	18	19	20 SPR 7:30 PM	21 PRO 7:05 PM
22 LOW 4:00 PM	23	24	25 LOW 7:05 PM	26	27 POR 8:05 PM	28 SPR 7:05 PM

MARCH

SUN	MON	TUES	WED	THU	FRI	SAT
1	2	3	4 HFD 7:00 PM	5	6 PHI 7:05 PM	7 ALB 7:05 PM
8 MCH 4:05 PM	9	10	11 BIN 7:05 PM	12	13 HFD 7:05 PM	14 MCH 7:00 PM
15 HFD 4:05 PM	16	17	18	19	20 BRI 7:00 PM	21 LOW 7:00 PM
22 SPR 4:00 PM	23	24	25	26	27 SPR 7:05 PM	28 LOW 7:05 PM
29 PRO 4:05 PM	30	31				

APRIL

SUN	MON	TUES	WED	THU	FRI	SAT
			1 SPR 7:00 PM	2	3 ALB 7:30 PM	4 MCH 7:00 PM
5	6	7	8 POR 7:05 PM	9	10 MCH 7:05 PM	11 PRO 7:05 PM

HOME GAME

TEAM ABBREVIATIONS

ALB (Albany)
BIN (Binghamton)
BRI (Bridgeport)
HER (Hershey)
HFD (Hartford)
HOU (Houston)
LOW (Lowell)
MCH (Manchester)

NOR (Norfolk)
PHI (Philadelphia)
POR (Portland)
PRO (Providence)
SAN (San Antonio)
SPR (Springfield)
WBS (Wilkes-Barre Scranton)



Select games on Charter TV3.
All games webcast at SharksAHL.com



All 80 games broadcast live on
WTAG.

For a full promotional schedule visit SharksAHL.com



DCU Center

50 Foster Street

Worcester, Mass. 01608

508-929-0500

508-929-0517 (fax)

sharksahl.com

Governor	Greg Jamison
President & Chief Executive Officer	Michael T. Lehr
General Manager	Wayne Thomas
Vice President & Assistant General Manager	Michael A. Mudd
Head Coach	Roy Sommer
Assistant Coach	David Cunniff
Head Athletic Trainer	Matt White
Head Equipment Manager	Vinny Ferraiuolo
Strength and Conditioning Assistant	Jaime Rodriguez
Chairwoman, Sharks Charities	Mary DeFeudis
Director of Marketing	Suzanne Schwartz
Director of Community Relations & Youth Hockey	Michael Myers
Director of Ticket Sales	Joe Fellini
Marketing Manager	Abigail Thelin
Public Relations & Broadcasting Manager	Eric Lindquist
Merchandise Manager	David Gwozdz
Senior Account Executive/Corporate Sales	Ryan Clark
Account Executives	Katie Kohutanycz, Marina Riva, Tim Wegner, Lindsay Marranca, Zack Hoover
Administrative and Event Coordinator	Matt Catacchio

Michael T. Lehr

President and Chief Executive Officer — Worcester Sharks and Sharks Minor Holdings, LLC



WORCESTER SHARKS

Michael T. Lehr serves as president and CEO of Sharks Minor Holdings, LLC and the Worcester Sharks. Lehr's experience and expertise are used to direct the day-to-day business operations of the Sharks minor league operations, while serving as the direct liaison to the Silicon Valley Sports & Entertainment ownership group. He's the day-to-day representative on the American Hockey League Board of Governors, serving as the Sharks alternate governor.

Through Lehr's due diligence and intuition, the Worcester Sharks came into existence on Jan. 9, 2006. Lehr immediately knew the possibilities of the Worcester market and the city's passion for hockey. He worked extremely hard to form a mutually beneficial partnership with the DCU Center and city leaders to return AHL hockey to the city. Lehr knew that pacts as strong as the current one between the team, city and building are what make successful franchises at all levels of sport. His close working relationship with AHL President David Andrews and the AHL Board of Governors led to the unanimous approval of the franchise for the 2006-07 season.

Lehr's mission is threefold: 1) to help the Sharks develop their young talent to play in the NHL, while winning both the Stanley and Calder Cups; 2) make the Worcester Sharks a successful member of the business community as a stand-alone business; and 3) integrate the Sharks into the fabric of the Worcester community.

Over the past two seasons, Lehr has guided the Worcester Sharks to become one of the top regarded franchises in the AHL. Along with Vice President and Assistant General Manager Michael Mudd, he was instrumental in developing and producing the Worcester bid to the AHL Board of Governors in order to secure the 2009 AHL All-Star Classic for the city of Worcester, the first time in 50 years the AHL All-Star Classic will be held in Massachusetts. Under Lehr's direction, the Worcester Sharks have developed and implemented several groundbreaking community initiatives, including the "Be a Leader" program and the opening ceremonies for the Special Olympics Massachusetts. He also serves on the Board of Directors for the Worcester Regional Chamber of Commerce.

Before joining Sharks Minor Holdings, Lehr successfully worked in Major League Baseball and for regional sports networks. He served as the regional director of programming and network operations for SportsChannel Ohio in Cleveland and Cincinnati from 1991-93. Under his direction, SportsChannel captured its first local Emmy Award for "Outstanding Sports Coverage" of Indians Baseball. He also spent time in management roles with Prime Cable of Chicago and Westinghouse Broadcasting, Inc.

In 1993, Lehr became director of broadcasting for the Cleveland Indians. During his tenure with the Indians, he oversaw the creation of the Indians Radio Network, negotiated broadcasting contracts and successfully engineered the formation of ballpark entertainment at Jacobs Field.

In 1996, Lehr joined the Baltimore Orioles as vice president of marketing and broadcasting. While with the Orioles, Lehr was responsible for overseeing many facets of the organization including marketing, broadcasting, advertising, corporate partnerships, luxury suite sales, retail operations, on-line ventures, ballpark entertainment, publishing, fantasy camps, spring training operations, promotions and ticket sales. Under his leadership, the Orioles more than doubled their corporate sponsorship and broadcasting revenues while setting a franchise high in ticket sales. He was a member of both the Marketing and Advertising committees for Major League Baseball.

Immediately before joining Sharks Minor Holdings, he served as managing partner and co-founder of Power Plant Studios, a full-service marketing, management and communications group whose clients included Cal Ripken Jr.

Lehr's commitment to the community has followed him in each city he has lived. He has been active for such charity groups as Big & Little Brothers, Cleveland Indians Charities, Orioles Foundation, American Lung Association, Grant-A-Wish, YMCA, Special Olympics, Cleveland Sports Commission and several other youth sports organizations.

A native of Chicago, Lehr earned a bachelor's degree in Communications and Political Science from the University of Wisconsin—Madison.

Michael Mudd

Vice President & Assistant General Manager

Michael Mudd serves as vice president and assistant general manager for the Worcester Sharks. Mudd works alongside Sharks President and CEO Michael T. Lehr and General Manager Wayne Thomas, playing a vital role in all aspects of the Sharks operations.

As assistant general manager, Mudd is responsible for development and management of the hockey operations budget, organization of team travel and administration of training camp. He's the Sharks liaison with the American Hockey League office for all hockey-related administrative issues. Mudd also helps in evaluating Sharks prospects in Worcester as well as prospects from other AHL teams. When the Sharks roster is depleted due to player injuries or player recalls to San Jose, he's often responsible for researching or locating talent from other hockey leagues.

Mudd also assists Lehr in the team's overall business operations. He's heavily involved in the corporate, ticket, marketing, community relations, public relations and broadcasting departments, with an emphasis on special projects. This past season, Mudd was instrumental in developing and producing the Worcester bid to the AHL Board of Governors in order to secure the 2009 AHL All-Star Classic. He will serve as the event's project manager.

Mudd, enters his eighth season with the Sharks organization. Before joining the Sharks, he was general manager of the Cleveland Lumberjacks of the International Hockey League. During his two years with the 'Jacks, Mudd compiled an 83-62-19 record and two straight Turner Cup Playoff berths. In 2000-01 with the 'Jacks, Mudd worked with new San Jose Sharks Head Coach Todd McLellan in his first year as a professional head coach.

From 1997-99, he served as general manager and director of hockey operations for the Chesapeake Ice Breakers of the ECHL. Under his guidance and through difficult circumstances off the ice, the expansion team went 68-53-19 and qualified for the Kelly Cup Playoffs in its two seasons. Before going to the Ice Breakers, he was assistant general manager for the AHL's Baltimore Bandits, where he also was the team's goaltending coach and led the Bandits to Calder Cup berths in both their years of existence.

A goaltender, Mudd attended the St. Louis Blues training camp and played professional hockey for two seasons, splitting time between the ECHL and the IHL. A native of Amherst, N.Y., Mudd played hockey and baseball for four years at St. Lawrence University and earned a bachelor's degree in economics. He was named to the All-ICAC First Team as a freshman center fielder. Mudd earned his master's in sports management from Miami University (Ohio), where he was the hockey team's assistant coach from 1992-94.

Mudd and his wife, Holly, have two sons, Tyler and Connor, and a daughter, Ashley.



WORCESTER SHARKS

Tom Cavanagh was tied for second in scoring last season.



Roy Sommer

Head Coach



WORCESTER SHARKS

Worcester Sharks Head Coach Roy Sommer, who plays a major role in developing players for the San Jose Sharks, is currently the longest-tenured coach in the American Hockey League.

The native of Oakland, Calif. returns for his 11th season behind the bench of San Jose's top development affiliate and his 13th season overall with the Sharks organization. In his 11 seasons as head coach, Sommer has compiled a 351-342-59-48 record in the regular season and has reached the postseason four times.

In his time as the coach of the Sharks top development affiliate, Sommer has coached more than 60 players who have spent time in the National Hockey League, including the 2005-06 Maurice "Rocket" Richard Trophy Winner, Jonathan Cheechoo. In 2007-08, the San Jose Sharks featured 19 players on their roster who had spent time under Sommer's tutelage through the developmental system. Adding to his stellar resume of development, six players made their NHL debut with the Sharks last season: Tom Cavanagh, Mike Iggulden, Lukas Kaspar, Devin Setoguchi, Thomas Greiss and Dimitri Patzold.

From 1999-01 with the Kentucky Thoroughblades, the Sharks top development team before the franchise's move to Cleveland, Sommer's club went 84-50-21-5 to capture two consecutive Mid-Atlantic Division titles and went to the Calder Cup Playoffs each season. Sommer's success was recognized during the 1999-00 season with his selection as the head coach for the Canadian All-Star Team at the AHL's mid-season classic, where his squad toppled PlanetUSA, 8-3.

During his first season in Kentucky (1998-99), the Thoroughblades registered franchise records for most regular season wins (44), most road wins (21) and total points (98) in a season while posting the league's fifth-best record. This success came despite having 17 players on Kentucky's roster promoted to the NHL at some point during the season.

Before being named head coach of the Thoroughblades in 1998, Sommer, 51, spent two seasons (1996-98) as an assistant coach with the San Jose Sharks.

With San Jose, Sommer was responsible for pre-scouting upcoming opponents for their offensive and defensive tendencies, line combinations and special teams tactics. In addition, he assisted in running practices and provided special on-ice extended workouts with scratched players and those rehabilitating injuries.

Before Sommer joined San Jose, he served as head coach of the ECHL's Richmond Renegades from 1991-96 and was named 1995-96 Coach of the Year after leading his team to a league-best 46-11-13 mark and a league-record 105 points in capturing the Brabham Cup (best regular season record). Sommer led the Renegades to the Riley Cup (league playoff championship) in 1994-95 after posting a 41-20-7 regular season record. In addition, he served as head coach of the ECHL's East All-Star Team in 1994-95 and the North All-Star Team in 1995-96.

Sommer's additional ice hockey coaching experience includes assistant coaching stints with the Albany Choppers and Muskegon Lumberjacks of the International Hockey League and working with USA Hockey as an assistant coach at several evaluation camps for 16- and 17-year-old players.

In 1998, he served as head coach and general manager for the silver medal-winning Team USA (4-1-0 record) at the International Ice Hockey Federation In-Line Hockey World Championships in Anaheim. Sommer led his squad to gold medal finishes in each of the first two tournaments (1996 in St. Paul, Minn. and 1997 in Anaheim) and posted undefeated records each year. His three-year coaching mark at this prestigious tournament stands at 17-1-0.

The former Bay Area youth hockey player coached Roller Hockey International's San Jose Rhinos for three seasons (1994-96), including capturing the Murphy Cup (league championship) in 1995. In addition, Sommer served as head coach for RHI's 1996 Western Conference All-Star Team.

Before stepping behind the bench, Sommer played nine seasons of professional ice hockey. A sixth round selection by the Toronto Maple Leafs in 1977, Sommer played in the Leafs system as well as those of the St. Louis Blues, Edmonton Oilers, New Jersey Devils and Pittsburgh Penguins. The highlight of Sommer's NHL career came during the 1980-81 season when, as a teammate of Wayne Gretzky, Sommer scored a goal in his NHL debut with the Edmonton Oilers.

He served as captain of the Wichita Wind from 1980-83 and again with Muskegon in 1986-87. Sommer, who played left wing and center during his career, was a member of the AHL Calder Cup Champion Maine Mariners in 1983-84 and helped lead Muskegon to the IHL title (Turner Cup) in 1985-86. He played his junior hockey for the Spruce Grove Mets, which won the 1975 Centennial Cup, and for the Calgary Centennials. Sommer was a member of the United States National Team at the World Junior Championships in 1976-77.

Sommer currently resides in Shrewsbury, Mass. with his wife Melissa and his three children: Marley, Kastien and Kyra.

David Cuniff

Assistant Coach

David Cuniff returns for his seventh season as assistant coach for San Jose's top affiliate, the Worcester Sharks. Making his coaching debut six seasons ago, Cuniff has played an integral role in assisting Head Coach Roy Sommer in all coaching duties including video breakdown, player assessment and scouting.

Cuniff's coaching efforts are primarily focused on the defensive end. His presence was pivotal in the rapid development of several defensemen including Christian Ehrhoff and Douglas Murray. With a focus on player development, Cuniff assists in the Sharks Summer Development Camp and the Sharks Rookie Tournament.

For the past six seasons, Cuniff has been an instructor at the San Jose Sharks Summer Hockey School. By doing so, he shared his expertise with more than 200 campers ranging from age six to adult.

The son of the late NHL veteran and U.S. Olympic Team Coach John Cuniff, David played eight seasons of professional hockey in the American and East Coast Hockey Leagues. That stint included playing two seasons under his father with the Albany River Rats in the AHL (1998-00). After a one-year hiatus, he concluded his playing career in the 2001-02 season with Louisiana and Richmond in the ECHL. In 268 AHL and ECHL games, Cuniff scored 82 points (38 goals and 44 assists) and posted 555 penalty minutes.

The South Boston native played his college hockey at Salem State College and currently resides in Milton, Mass. with his wife Mary-Ann and their two sons, Patrick and David.



Matthew White

Head Athletic Trainer

Matthew White enters his eighth season in the American Hockey League and his third as Worcester's head athletic trainer.

White, a graduate of the University of New Hampshire and Boston University, joined the Sharks after a year at Boston University working with intercollegiate athletes. Before going to BU, he was the head athletic trainer for the Cincinnati Mighty Ducks (AHL) for five seasons. White was also an athletic trainer for Worcester's College of the Holy Cross.

During the offseason, White directs a strength and conditioning program for junior and high school aged athletes throughout Central Massachusetts at the DCU Center. He lives in Holden with his wife Kim and their two children: Abigail and Eloise.



Vinny Ferraiuolo

Equipment Manager

Vinny Ferraiuolo enters his 12th season as an equipment manager, fourth as head equipment manager for the Worcester Sharks.

Before joining the Sharks, Ferraiuolo spent a season with the Bridgeport Sound Tigers and three with the Providence Bruins, including part of their Calder Cup Champions club in 1999. Ferraiuolo was named as equipment manager for the 2000 AHL All-Star Classic for Planet USA.

The 30-year-old native of Roanoke, Va. has also served as the assistant equipment manager for the New York Islanders and head equipment manager for the Texas Wildcatters and the Wheeling Nailers. He resides in Worcester.



Jaime Rodriguez

Strength and Conditioning Assistant

Jaime Rodriguez is in his second season as Worcester's strength and conditioning assistant. Rodriguez will be working part time with Head Athletic Trainer Matt White to help with the growth and development of the Sharks prospects in Worcester.

Rodriguez, a 2003 graduate of Lasell College, is the program director, head strength coach and personal trainer at Mike Boyles Strength and Conditioning. Most recently, Rodriguez served as assistant strength and conditioning coordinator for the 2007 Anaheim Ducks Prospect Camp.

Rodriguez is a native of The Bronx, N.Y.



Proud to be the official Sports Medicine Provider for the Worcester Sharks



SAINT VINCENT
HOSPITAL

A history of excellence. A century of care.

(508) 363-5000 • StVincentHospital.com



The Ultimate Power Play!

Fallon Clinic Accepts
ALL Major Insurances

Fallon Community
Health Plan

Blue Cross Blue
Shield of MA

AETNA

Harvard Pilgrim
Health Care

CIGNA

...and more.



Dr. Bill Balcom has been a team physician for the New York Yankees, San Francisco Giants, and the WNBA Connecticut Sun.



Dr. Bill Morgan was the team physician for the 2004 World Series Champion Boston Red Sox and a physician consultant for the Boston Celtics.



Dr. Bill Morgan and Dr. Bill Balcom – leading the team of sports medicine experts for the Worcester Sharks

And now **YOU** can get the same high quality care as the pros!
Find out more at www.fallonclinic.org



Treating you well.™

(800) AT-FALLON
www.fallonclinic.org

Eric Lindquist

Public Relations & Broadcasting Manager — Voice of the Worcester Sharks

Eric Lindquist begins his second season as the "Voice of the Worcester Sharks." This six-year broadcasting veteran will provide the play-by-play for all Sharks games and events as well as structure team broadcast deals and handle team public relations.

Before joining the Sharks, Lindquist served as director of media relations and baseball operations and was the radio voice for the Long Beach Armada, a member of the Golden Baseball League. Lindquist joined the Armada after spending one season as the director of media relations and play-by-play announcer for the ECHL's Long Beach Ice Dogs.

Lindquist does have Massachusetts ties. He's a native of North Andover and was the color commentator for the former Lowell Lock Monsters and the Lowell Spinners, the single-A affiliate of the Boston Red Sox. Lindquist is a graduate of Northeastern University.



BROADCAST INFORMATION

ALL 80 GAMES ON



SELECT GAMES ON CHARTER WCTR3



**ALL GAMES WEBCAST ON
SHARKSAHL.COM**

MASCOT

WORCESTER SHARKS



FINZ

Position: Worcester Sharks Mascot

Birthday: March 26, 2006

Birthplace: DCU Center

Height: 7-foot

Weight: 460 lbs.

Shoots: Right

Education: Ocean Atlantic University with a master's in sports entertainment

Hobbies: Swimming, eating, playing street hockey with S.J. Sharkie

Favorite Sport: Hockey (duh)

Favorite Lunch Spot: Regatta Deli


Favorite Sports Teams: San Jose Sharks, Worcester Tornadoes, New England Patriots, Boston Red Sox...and of course, the Worcester Sharks!

Heroes: S.J. Sharkie and Wally, the Green Monster

Favorite Movies: "Shark Tales," "Slap Shot," "Miracle," "Jaws" and "The Little Mermaid"

SEATING CHART/TICKET INFORMATION

INDIVIDUAL TICKET PRICES

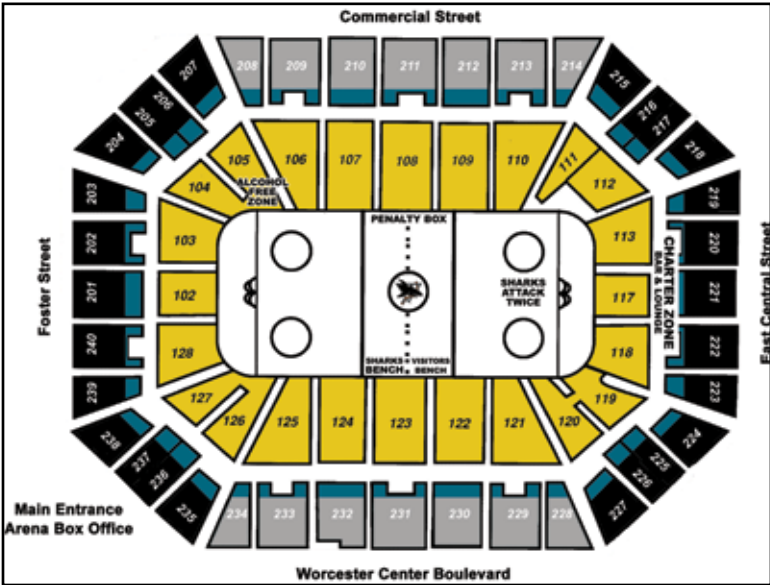
LOCATION	ADULT*	SENIOR/ACTIVE MILITARY*	YOUTH*
 GOLD LEVEL	\$17.25	\$10.75	\$10.75
 TEAL LEVEL	\$14.25	\$10.75	\$10.75

*City of Worcester \$.50 facility fee included

SEASON TICKET PRICES

SEASON TICKET PLAN PRICING*	FULL SEASON ADULT/ CHILD & SENIOR	FULL SEASON FLEX ADULT/ CHILD & SENIOR	HALF SEASON ADULT/ CHILD & SENIOR	10-GAME PLANS ADULT/ CHILD & SENIOR
GOLD LEVEL	\$590/\$430	\$590/\$430	\$315/\$215	\$157.50/\$107.50
TEAL LEVEL	\$490/\$430	\$490/\$430	\$255/\$215	\$127.50/\$107.50

DCU CENTER SEATING CHART



THE DCU CENTER HOME OF THE WORCESTER SHARKS

WORCESTER SHARKS

For more than two decades, the DCU Center in Worcester has been recognized as the gathering place for people to experience the finest in entertainment, sporting events and public functions.

Hailed as one of the most successful entertainment and convention facilities in the nation, the DCU Center plays host to a myriad of events — including concerts, sporting events, family attractions, conventions, trade shows, banquets and meetings on an annual basis. Besides being home to the American Hockey League's Worcester Sharks, San Jose's top development affiliate, the DCU Center will play hosts to the 2009 AHL All-Star Classic.

In October 2004, one of the most successful entertainment and convention facilities in the world was re-named the DCU Center. The arena opened its doors in September 1982 with the legendary Frank Sinatra Inaugural Concert and quickly became one of the nation's most successful facilities by playing hosts to concerts, family shows and sporting events.

Since that time, the venue has consistently ranked among the top-five venues of its size internationally by *Billboard Magazine*. Over the last two decades, artists of all musical genres have played to enthusiastic crowds at the venue. In addition, artists such as Neil Diamond, Billy Joel, Bruce Springsteen and most recently Hilary Duff have chosen Worcester as the location to "kick-off" their world tours.

Expanding by 2,500 seats in 1987, the facility received an exterior facelift, two cantilevered balconies and two club seat locations. In addition to its success with concerts, the facility became, and continues to be, a regular stop on the family show circuit. Shows such as the Ringling Bros. and Barnum & Bailey Circus, Sesame Street Live, Disney On Ice, Harlem Globetrotters and The Wiggles, plus new touring products on an annual basis have come to the DCU Center.

Audiences have witnessed a wide variety of memorable sporting contests, including NCAA Basketball and Hockey tournaments, World Championship and Olympic Boxing, preseason NBA and NHL games, College of the Holy Cross basketball, professional tennis championships, Professional Bull Riding, World Wrestling Entertainment and the MIAA High School Basketball and Hockey State finals.

Already known for being a flexible, contemporary facility, the DCU Center opened a state-of-the-art convention center in 1997. Adding more than 50,000 square feet of exhibit space, the complex combined both the new convention center and the original arena for a total of 100,310 square feet of exhibit space. In addition, the new convention center includes 23,636 square feet in 11 meeting rooms, a 12,144 square foot ballroom, state-of-the-art kitchen facilities and new administration offices.

During this expansion, a pedestrian-friendly plaza was installed on the east side of the arena providing design connectivity for the two facilities, as well as a location for exterior exhibiting and promotional opportunities. Combined with the existing 14,800-seat arena, two meeting rooms, six team locker rooms and five private dressing rooms, the DCU Center can accommodate almost any type of meeting, convention or trade show.

With the opening of the new convention hotel adjacent to the facility and final funding which is expected to be approved for the connecting Sky Bridge — these projects will complete the final piece of expansion in downtown Worcester by connecting the new hotel, the Worcester Municipal Parking Garage and the convention center. Both the arena and the convention center boast active schedules with ever growing and diverse events.

The DCU Center is owned by the city of Worcester and is managed by SMG, the world's leading private management and developing firm for public assembly facilities. Based in Philadelphia, SMG operates 168 venues and controls more than 1.3 million entertainment seats worldwide plus over nine million square feet of exhibit space.



SHARKS IN THE COMMUNITY

BE A LEADER — PRESENTED BY ABIGAIL WILLIAMS & ASSOCIATES

Entering its second year, the “Be a Leader” program presented by Abigail Williams & Associates is the Worcester Sharks flagship educational initiative designed to educate children grades 4-6 in Central Massachusetts on the importance of developing strong leadership skills. The program utilizes Sharks players and an Abigail Williams & Associates representative to educate students on the importance of developing leadership skills and the benefits of working hard, sacrifice, taking care of yourself and other attributes found in being a successful leader. Each participant receives a “Be a Leader” workbook, which includes a voucher to a Sharks home game courtesy of Abigail Williams & Associates.

“READING IS COOL”

“Reading is Cool” enters its third year in local schools. The incentive-based literacy program is directed at elementary school students grades K-3 in Central Massachusetts and emphasizes that “Reading is Cool!” The program incorporates several individual components designed to promote the importance of reading, both at home and in the classroom. The program includes having a Sharks player read to students in selected classrooms. More than 110 classrooms and 2,600-plus students from the Worcester area are enrolled in the program. Each participant receives a “Reading is Cool” workbook, which includes a voucher to a Sharks home game courtesy of Sharks Charities and Abigail Williams & Associates.

SKATE WITH THE SHARKS

Four times during the season, the Worcester Sharks conduct a one-hour practice, followed by a one-hour open skate with the players. These practices are held at selected rinks in Central Massachusetts. They are free of charge and open to the public. “Skate with the Sharks” was voted “Favorite Sharks Community Event” in a sharksahl.com poll.

SHARKS CHARITIES AND MARY DeFEUDIS

Sharks Charities, chaired by Mary DeFeudis, is a year-round initiative focused on meeting the educational, social and cultural needs of the Central Massachusetts community by partnering with local organizations in an effort to enhance the lives of those less fortunate with a focus on young adults and children.

Over the past two seasons Sharks Charities has donated more than \$150,000 in the way of cash, toys, food, autographed Sharks memorabilia/merchandise, Sharks tickets and one-of-a-kind fan experiences.

In her third season as chairwoman of Sharks Charities, Ms. DeFeudis is dedicated to revitalizing the City of Worcester. In conjunction with Sharks Charities, Ms. DeFeudis’ philanthropic endeavors enable the Sharks to become one of the most active and involved charitable organizations in the Central Massachusetts region.

MARY DeFEUDIS — CHAIRWOMAN, SHARKS CHARITIES

Along with the Worcester Sharks Organization, Mary DeFeudis is dedicated to revitalizing the City of Worcester. In conjunction with Sharks Charities, Ms. DeFeudis’ philanthropic endeavors will enable the Sharks to become one of the most involved organizations in the Central Massachusetts region.

Ms. DeFeudis, a Worcester native, is an active and enthusiastic investor, philanthropist and volunteer in and around Worcester. She has focused her philanthropic and volunteer interests in organizations which benefit children, cancer research and bettering the Worcester Community.

Ms. DeFeudis serves on the Board of Directors of UMass Memorial Foundation and the Worcester Chapter of the American Red Cross. She sits on the Board of Trustees of Nichols College, where she has started an annual Mary DeFeudis Scholarship, awarded each year to an outstanding student. In addition, she’s an investor and director of the Hanover Theater for the Performing Arts.

In addition to Ms. DeFeudis’ philanthropic endeavors, she’s an owner and member of the Board of Directors of the Worcester Tornadoes in the Can-Am Baseball League.

Ms. DeFeudis currently resides in Northborough, Mass. She’s a proud mother of two children: Gino DeFeudis and Elizabeth Giguere.



SHARKS STREET BRIGADE PRESENTED BY FALLON CLINIC

The Sharks Street Brigade presented by Fallon Clinic is an interactive, mobile street hockey experience geared towards elementary school-aged children in order to generate an interest in hockey and make it more accessible to local youth.

WORCESTER SHARKS



**For more information on
Worcester Sharks Community Programs,
CRASH THE NET @ sharksahl.com
or call Michael Myers at 508-929-0528**

Get closer to the game!



Raffles
Tickets
Sharks TV
Promotions
Player Information

SHARKSAHL.COM

2007-08 REGULAR SEASON STATISTICS

NO	PLAYER	GP	G	A	PTS	+/-	PIM	PPG	SHG	GWG	SHOTS	SPCT
37	Mike Iggulden	78	29	37	66	-19	63	8	0	4	193	.150
21	Graham Mink	71	24	31	55	-11	67	12	0	2	194	.124
9	Tom Cavanagh	77	19	36	55	-4	55	9	0	4	147	.129
22	Lukas Kaspar	73	17	24	41	-9	44	4	2	2	177	.096
5	Tom Walsh	76	6	30	36	-9	28	2	0	0	88	.068
20	Riley Armstrong	64	15	19	34	8	91	0	0	1	164	.091
25	*Derek Joslin	80	10	24	34	-15	44	8	0	3	172	.058
7	Dan Spang	77	8	23	31	-6	41	2	0	1	167	.048
26	Dennis Packard	76	11	19	30	6	31	0	0	1	125	.088
10	*Nate Raduns	56	12	15	27	-8	42	2	1	2	132	.091
2	Patrick Tranverse	65	6	19	25	-6	52	2	0	0	99	.061
13	*T.J. Fox	71	12	12	24	2	33	2	2	4	109	.110
6	Brad Staubitz	73	6	14	20	-2	195	2	0	0	92	.065
18	*Devin Setoguchi	23	8	11	19	0	25	2	2	0	57	.140
17	Ashton Rome	60	7	8	15	-13	49	0	0	0	109	.064
27	J.D. Forrest (TTL)	35	4	11	15	-6	26	1	0	1	52	.077
	ALB	19	3	7	10	0	16	0	0	0	32	.094
	WOR	16	1	4	5	-6	10	1	0	1	20	.050
14	Craig Valette	69	4	10	14	-13	97	0	1	1	64	.063
44	Brennan Evans	80	1	13	14	0	211	0	0	0	69	.014
24	Tomas Plihal	22	5	7	12	5	12	2	1	0	44	.114
23	Josh Prudden	32	5	4	9	-3	14	1	0	0	44	.114
28	Marc Busenburg	31	1	8	9	2	10	0	0	1	33	.030
41	*Steven Zalewski	7	2	4	6	-3	0	0	1	1	17	.118
12	*Matt Jones	7	2	1	3	-1	8	0	0	0	11	.182
19	*Mike Morris	9	1	1	2	-6	2	1	0	0	11	.091
4	Marc-Edouard Vlasic	1	0	2	2	1	0	0	0	0	3	.000
18	*Jamie McGinn	8	0	2	2	-4	0	0	0	0	17	.000
35	Dimitri Patzold	22	0	2	2	0	0	0	0	0	0	.000
27	Sandis Ozolinsh	2	0	1	1	0	0	0	0	0	2	.000
24	*Frazer McLaren	4	0	1	1	0	17	0	0	0	5	.000
23	*Oren Eizenman (TTL)	8	0	1	1	-6	4	0	0	0	11	.000
	MIL	1	0	0	0	0	0	0	0	0	0	.000
	WOR	7	0	1	1	-6	4	0	0	0	11	.000
34	Jonathan Tremblay	17	0	1	1	-2	37	0	0	0	1	.000
39	*Taylor Dakers	22	0	1	1	0	0	0	0	0	0	.000
41	*Mathieu Curadeau	1	0	0	0	-1	0	0	0	0	2	.000
4	*Sean Hurley	1	0	0	0	-1	0	0	0	0	1	.000
41	Daniel Sisca	2	0	0	0	1	2	0	0	0	1	.000
8	Brian White	2	0	0	0	1	0	0	0	0	0	.000
11	*Brady Leisenring	3	0	0	0	-1	2	0	0	0	5	.000
8	*Mike Moore	3	0	0	0	0	16	0	0	0	2	.000
11	*P.J. Fenton	4	0	0	0	-1	4	0	0	0	2	.000
3	*Ty Wishart	5	0	0	0	1	0	0	0	0	9	.000
4	*David MacDonald	7	0	0	0	-4	23	0	0	0	2	.000
29	Thomas Greiss	41	0	0	0	0	25	0	0	0	0	.000

GOALTENDERS	GP	MINS	GA	SO	GAA	W	L	SOL	SA	SVS	SPCT
Dimitri Patzold	21	1184	56	1	2.84	7	10	3	549	493	.898
Thomas Greiss	41	2424	125	0	3.09	18	21	2	1161	1036	.892
*Taylor Dakers	22	1226	64	0	3.13	7	11	1	576	512	.889

* — denotes rookie



**The stars will
shine in**

2009



508★929★0500 sharksAHL★com

2007-08 AMERICAN HOCKEY LEAGUE FINAL STANDINGS

ATLANTIC DIVISION

RANK		TEAM	GP	W	L	OTL	SOL	GF	GA	PTS	PCT
1	y	Providence Bruins	80	55	18	3	4	280	206	117	.731
2	x	Hartford Wolf Pack	80	50	20	2	8	266	198	110	.688
3	x	Portland Pirates	80	45	26	5	4	238	215	99	.619
4	x	Manchester Monarchs	80	39	31	5	5	240	228	88	.550
5		Springfield Falcons	80	35	35	5	5	214	257	80	.500
6		Worcester Sharks	80	32	37	5	6	216	258	75	.469
7		Lowell Devils	80	25	43	7	5	183	270	62	.388

EAST DIVISION

RANK		TEAM	GP	W	L	OTL	SOL	GF	GA	PTS	PCT
1	y	W-B/Scranton Penguins	80	47	26	3	4	223	187	101	.631
2	x	Philadelphia Phantoms	80	46	27	4	3	236	212	99	.619
3	x	Albany River Rats	80	43	30	3	4	213	198	93	.581
4	x	Hershey Bears	80	42	30	2	6	253	247	92	.575
5		Bridgeport Sound Tigers	80	40	36	1	3	225	240	84	.525
6		Binghamton Senators	80	34	32	9	5	225	248	82	.512
7		Norfolk Admirals	80	29	44	2	5	213	267	65	.406

NORTH DIVISION

RANK		TEAM	GP	W	L	OTL	SOL	GF	GA	PTS	PCT
1	y	Toronto Marlies	80	50	21	3	6	246	203	109	.681
2	x	Syracuse Crunch	80	46	26	2	6	247	201	100	.625
3	x	Manitoba Moose	80	46	27	3	4	236	197	99	.619
4		Hamilton Bulldogs	80	36	34	3	7	208	235	82	.512
5		Grand Rapids Griffins	80	31	41	2	6	210	245	70	.438
6		Lake Erie Monsters	80	26	41	6	7	209	276	65	.406
7		Rochester Americans	80	24	46	6	4	197	291	58	.362

WEST DIVISION

RANK		TEAM	GP	W	L	OTL	SOL	GF	GA	PTS	PCT
1	yz	Chicago Wolves	80	53	22	2	3	300	226	111	.694
2	x	Rockford IceHogs	80	44	26	4	6	247	231	98	.613
3	x	Houston Aeros	80	45	29	2	4	206	183	96	.600
4	x	Milwaukee Admirals	80	44	29	4	3	231	212	95	.594
5	x	San Antonio Rampage	80	42	28	3	7	238	225	94	.588
6		Quad City Flames	80	38	32	3	7	203	214	86	.537
7		Peoria Rivermen	80	38	33	4	5	247	242	85	.531
8		Iowa Stars	80	35	37	5	3	217	255	78	.487

KEY:

x – qualified for playoffs

y – won regular season division title

z – Calder Cup Champions



AMERICAN HOCKEY LEAGUE

One Monarch Place, Suite 2400
Springfield, Mass. 01144
(413) 781-2030

Commissioner: David Andrews

Media Contact: Jason Chaimovitch
www.theahl.com



Albany River Rats

Times Union Center

2007-08 Record: 43-30-3-4

Coach: Jeff Daniels

Media Contact: Owen Newkirk
www.albanyriverrats.com



Binghamton Senators

Broome County Veterans Memorial Arena

2007-08 Record: 34-32-9-5

Coach: Cory Clouston

Media Contact: Ryan Murphy
www.binghamtonsenators.com



Bridgeport Sound Tigers

Bridgeport's Arena at Harbor Yard

2007-08 Record: 40-36-1-3

Coach: Jack Capuano

Media Contact: Kimber Auerbach
www.soundtigers.com



Chicago Wolves

Allstate Arena

2007-08 Record: 53-22-2-3

Coach: Don Granato

Media Contact: Adam Rogowin
www.chicagowolves.com



Grand Rapids Griffins

Van Andel Arena

2007-08 Record: 31-41-2-6

Coach: Curt Fraser

Media Contact: Randy Cleves
www.griffinshockey.com



Hamilton Bulldogs

Copps Coliseum

2007-08 Record: 36-34-3-7

Coach: Don Lever

Media Contact: Derek Wills

www.hamiltonbulldogs.com



Hartford Wolf Pack

Hartford Civic Center

2007-08 Record: 50-20-2-8

Coach: Ken Gernander

Media Contact: Bob Crawford

www.hartfordwolfpack.com



Hershey Bears

Giant Center

2007-08 Record: 42-30-2-6

Coach: Bob Woods

Media Contact: John Walton

www.hersheybears.com



Houston Aeros

Toyota Center

2007-08 Record: 45-29-2-4

Coach: Kevin Constantine

Media Contact: Patrick Armstrong

www.aeros.com



Iowa Chops

Wells Fargo Arena

2007-08 Record: 35-37-5-3

Coach: Gord Dineen

Media Contact: Alex Kyrias

www.iowachops.com



Lake Erie Monsters

Quicken Loans Arena

2007-08 Record: 26-41-6-7

Coach: Joe Sacco

Media Contact: Sarah Jamieson

www.lakeeriemonsters.com



Lowell Devils

Paul E. Tsongas Arena

2007-08 Record: 25-43-7-5

Coach: Kurt Kleinendorst

Media Contact: Mike O'Brien

www.lowelldevilshockey.com



Manchester Monarchs

Verizon Wireless Arena

2007-08 Record: 39-31-5-5

Coach: Mark Morris

Media Contact: Kim Mueller

www.monarchshockey.com



Manitoba Moose

MTS Centre

2007-08 Record: 46-27-3-4

Coach: Scott Arniel

Media Contact: Scott Brown

www.moosehockey.com



Milwaukee Admirals

Bradley Center

2007-08 Record: 44-29-4-3

Coach: Lane Lambert

Media Contact: Charlie Larson

www.milwaukeeadmirals.com



Norfolk Admirals

Norfolk Scope

2007-08 Record: 29-44-2-5

Coach: Darren Rumble

Media Contact: Keith Phillips

www.norfolkadmirals.com



Quad City Flames

i wireless Center

2007-08 Record: 38-32-3-7

Coach: Ryan McGill

Media Contact: Aaron Roof

www.qcflames.com



Peoria Rivermen

Peoria Civic Center — Carver Arena

2007-08 Record: 38-33-4-5

Coach: Davis Payne

Media Contact: Tom Callahan

www.rivermen.net



Philadelphia Phantoms

Wachovia Spectrum

2007-08 Record: 46-27-4-3

Coach: John Paddock

Media Contact: Michael Thornton

www.phantomshockey.com



Portland Pirates

Cumberland County Civic Center

2007-08 Record: 45-26-5-4

Coach: Kevin Dineen

Media Contact: Greg Glynn

www.portlandpirates.com



Providence Bruins

Dunkin' Donuts Center Providence

2007-08 Record: 55-18-3-4

Coach: Rob Murray

Media Contact: Kevin Boryczki

www.providencebruins.com



Rochester Americans

Blue Cross Arena at the Rochester War Memorial

2007-08 Record: 24-46-6-4

Coach: Benoit Groulx

Media Contact: Craig Rybczynski

www.amerks.com



Rockford IceHogs

Rockford MetroCentre

2007-08 Record: 44-26-4-6

Coach: Bill Peters

Media Contact: Mike Peck

www.icehogs.com



San Antonio Rampage

AT&T Center

2007-08 Record: 42-28-3-7

Coach: Greg Ireland

Media Contact: Joe Dominey

www.sarampage.com



Springfield Falcons

Mass Mutual Center

2007-08 Record: 35-35-5-5

Coach: Jeff Truitt

Media Contact: Damon Markiewicz

www.falconsahl.com



Syracuse Crunch

Onondaga County War Memorial at Oncenter

2007-08 Record: 46-26-2-6

Coach: Ross Yates

Media Contact: John Neenan

www.syracusecrunch.com



Toronto Marlies

Ricoh Coliseum

2007-08 Record: 50-21-3-6

Coach: Greg Gilbert

Media Contact: Trevor Van Knotsenburg

www.torontomarlies.com



Wilkes-Barre/Scranton Penguins

Wachovia Arena at Casey Plaza

2007-08 Record: 47-26-3-4

Coach: Dan Bylsma

Media Contact: Brian Coe

www.wbspenguins.com

MINOR PRO AFFILIATE

The Phoenix RoadRunners, members of the ECHL — America’s premier “AA” hockey league — will be San Jose’s secondary affiliate for the second consecutive season.

“We were pleased to add this quality organization as our development affiliate,” Sharks Vice President and Assistant General Manager Wayne Thomas said. “The Phoenix club has a long-standing tradition of excellence in its market — on and off the ice — and we look forward to their assistance in the development of Sharks prospects. Head Coach Brad Church played in the Sharks organization and brings the same competitiveness and preparation as a coach as he did as a player.”

The ECHL began play in 1988-89 with five teams in three states and has now expanded to 25 teams, ranging from New Jersey to Alaska.

The RoadRunners enter their fifth season in the ECHL, but their history as a franchise runs much deeper than that. The Roadrunners were actually Arizona’s first professional sports franchise. The team initially existed from 1967-74 in the Western Hockey League. The team played in several leagues for various spans of time over the next few decades, but eventually went dark in 2001.

After four years without a minor league hockey team, the RoadRunners were revived in the ECHL by the same group of owners from the Phoenix Suns, Arizona Rattlers and Phoenix Mercury — including Suns Chairman and CEO Jerry Colangelo. The group also purchased the familiar hockey name and logos for play in their new home at America West Arena.

The team returns for the 2008-09 season as they look to make the National Conference playoffs for the second time in the last three seasons.

PHOENIX ROADRUNNERS

US Airways Center
261 E. Jefferson Street
Phoenix, Ariz. 85004
(602) 462-4625 (602) 379-7511 (fax)
www.phxroadrunners.com



HOCKEY OPERATIONS STAFF

Owner	Robert Sarver
Vice President of Business Operations.	Ben Weber
Head Coach/Director Of Hockey Operations	Brad Church
Assistant Coach	Brian O’Leary
Director of Broadcasting & Team Services	Dan Weiss

MISCELLANEOUS

Radio Flagship Station	KXAM 1310
Team Colors	Carolina Blue, Sunflower, Black
NHL Affiliate	San Jose
Home Ice	US Airways Center
Capacity	7,747

WORCESTER SHARKS MEDIA INFORMATION

Credential Info — Press seating for Worcester Sharks home games at the DCU Center is available to accredited media in the press box located at the top of Section 108. Single game credentials must be requested no later than 5 p.m. the day before a game. Requests must be made to Eric Lindquist via E-mail at elindquist@sharksahl.com or by calling 508-929-0525. Credentials are valid for the press room, press box and both teams' locker rooms.

Key Numbers — Sharks Main Office
508-929-0500
Eric Lindquist
Public Relations &
Broadcasting Manager
508-929-0525
elindquist@sharksahl.com



Media Parking — NONE

Media Entrance — All media must enter the DCU Center through Door 5 on Major Taylor Blvd.

Locker Room Access — Team locker rooms will open 10 minutes after the game.

Press Room — Media possessing season credentials or those granted single game credentials are invited to have a meal before the game in the press room, located on the lower level of the DCU Center. The press room will open two (2) hours before game time. Dining room usage is limited to those presenting valid Sharks or AHL Team Management passes. Any abuse to dining room privileges may cause forfeiture of a media pass.

Services — Pregame game notes, lineups, press releases, complete statistics and other pertinent information will be furnished by the Sharks Public Relations Department.





SOUTHWEST®

Official Airline of the San Jose Sharks




IT'S NOT HARD TO FIND THE SHARKS.



HP recommends Windows Vista® Business.

“NOW I DESIGN
ON THE OPEN ROAD
AND NOT JUST
FOR IT.”

Paul Teutul, Jr., Orange County Choppers, Inc.



The OCC guys aren't desk jockeys—especially lead designer Paul Teutul, Jr. The portable graphics muscle of the HP Compaq 8710w Mobile Workstation has the power to set Paul free. He's another designer working on any project, anywhere.

► Learn more about how OCC is using their
HP Mobile Workstation at HP.COM/OCC



Certain Windows Vista product features require advanced or additional hardware. See www.microsoft.com/windowsvista/getready/hardwarereqs.mspx and www.microsoft.com/windowsvista/getready/capable.mspx for details. Windows Vista Upgrade Advisor can help you determine which features of Windows Vista will run on your computer. To download the tool, visit www.windowsvista.com/upgradeadvisor. Microsoft and Windows are U.S. registered trademarks of Microsoft Corporation. Windows Vista is either a registered trademark or trademark of Microsoft Corporation in the United States and/or other countries. © Copyright 2008 Hewlett-Packard Development Company, L.P. The information contained herein is subject to change without notice. Simulated images. Wireless access point and Internet service sold separately.