

YOUR LIFE
IS THE SHOW.

ENTERTAINMENT
IS
PERSONAL.


You. Unplugged. The HP high-def MediaSmart 37" LCD television lets you screen photos, movies or play your own music—through a wireless connection to your personal computer. All with stunning sound and picture.

Make any time showtime.
Call 1-800-525-MYHP,
visit hp.com/personal
or your retailer.



© Copyright 2006 Hewlett-Packard Development Company, L.P. The information contained herein is subject to change without notice. Simulated images. High-definition content (e.g. WMV HD files) is required to view high-definition images. Most current DVDs do not provide high-definition images. Wireless access point and Internet service sold separately. Model featured is slc3760n LCD TV.

SAN JOSE SHARKS 2006-07 ORGANIZATION GUIDE



SAN JOSE SHARKS (NHL) – WORCESTER SHARKS (AHL)
2006-07 ORGANIZATION GUIDE

SJSHARKS.COM | SHARKSAHL.COM

TABLE OF CONTENTS

NHL Critical Dates	2
Sharks 2006-07 Schedule	3
A Memorable Night	4

FRONT OFFICE

Team Directory	6
Executives	10
Coaches	18
Player Development/Scouting Staff	23
Trainers, Equipment & Medical Staff	26

THE PLAYERS

Player Profiles	29
Sharks In The System	90
2005-06 Cleveland Barons Stats	105
Sharks 2006-07 Reserve List	106
Sharks Draft History	108

2005-06 IN REVIEW

NHL Regular Season Standings	114
Statistics & Breakdowns	115
Transactions Since 2005-06	124

THE RECORD BOOK

All-Time Regular Season Records	126
All-Time Roster	133
All-Time Regular Season Scoring/Goaltender Stats	148
All-Time Leaders	154
All-Time Goaltenders	155
Single Season Leaders	157
Goaltenders Single Season Leaders	159
Leaders By Season	162
Goaltenders Leaders By Season	165
Rookie Single Season Leaders	167
Team Statistics By Year	168
Special Teams/Hat Tricks	170
Hat Tricks/Shutouts	171
Shutouts/20+ Goal Seasons	173
Penalty Shots	174
Extra Attacker Goals	175
All-Time OT/Shootout Games	177
All-Time Head Coaches/Captains/Attendance	180
All-Time Assistant Coaches/ Gordie Howe Hat Tricks	181
Records By Season	182
NHL All-Star Game/Olympics	183
NHL Honors	184

Team Honors	186
Opponents vs. San Jose	188
Opponent Goaltenders vs. San Jose	189
Year-By-Year In Review	190

THE PLAYOFFS

2006 Playoff Summary	204
All-Time Playoff Scoring	205
All-Time Playoff Leaders	206
All-Time Record By Game	208
Playoff Records	209
Year-By-Year In Review	213
All-Time Playoff Records	222

NATIONAL HOCKEY LEAGUE

NHL Directory	226
NHL Referees/Linesmen	227
NHL Trophies/Awards	228
NHL Teams vs. San Jose	230

GENERAL

Fan Development	260
The Sharks Foundation	261
S.J. Sharkie	263
HP Pavilion at San Jose	264
Ticket Information/Seating Chart	266
Broadcast Information	267
Silicon Valley Sports & Entertainment	271
Media Information	272

WORCESTER SHARKS

Worcester 2006-07 Schedule	274
Worcester Team Directory	275
Worcester Executives	276
Coaches/Hockey Staff	278
Worcester Team Doctors	281
Worcester Radio/TV	282
FINZ	283
DCU Center Seating Chart	284
DCU Center	285
Worcester In The Community	286
The AHL-NHL Pipeline	290
Minor Pro Affiliates	291
AHL 2005-06 Recap	292
NHL/AHL Affiliates	294
AHL Directory	295
Worcester Media Information	304

2006-07 NHL CRITICAL DATES

SEPTEMBER

14	Opening Day of NHL Training Camp
17	Preseason Schedule Begins
27	NHL Game On Party (New York)

OCTOBER

4	90th NHL REGULAR SEASON BEGINS
---	--------------------------------

NOVEMBER

11	Hockey Hall of Fame Game: Montreal at Toronto
13	Hockey Hall of Fame Induction Ceremony, Toronto (Inductees: Dick Duff, Patrick Roy, Herb Brooks and Harley Hotchkiss)

DECEMBER

1	Signing Deadline for Group 2 Free Agents
19-27	Holiday roster freeze in effect. For all players on an NHL roster as of Midnight, local time, Dec. 19, a roster freeze shall apply through Midnight, local time, Dec. 27, with respect to waivers, trades and any other player assignments. Players may be recalled to clubs during this period
26-Jan. 5	IIHF World U20 Championships (Sweden)

JANUARY

13	CBC's Hockey Day In Canada
13	NHL on NBC (regional coverage begins)
17	CHL Top Prospects Game in Ottawa
23	NHL Super Skills Competition/YoungStars Game (Dallas)
24	NHL All-Star Game (Dallas)

FEBRUARY

27	Trade Deadline 3 p.m., ET
----	---------------------------

APRIL

8	Last Day of 2006-07 Regular Season
11	Stanley Cup Playoffs begin
27-May 13	IIHF World Championships (Moscow)

MAY

29-June 2	NHL Combine (Toronto)
-----------	-----------------------

JUNE

11	Last possible day of 2007 Stanley Cup Finals
15	Deadline for First Club-Elected Salary Arbitration
TBA	NHL Awards Television Special
22	NHL Entry Draft Top Prospects Preview/Clinic (Columbus)
23	NHL Entry Draft (Columbus)

JULY

1	Free Agency Period Begins
5	Deadline for Player-Elected Salary Arbitration
6	Deadline for Second Club-Elected Salary Arbitration
10	Deadline for eligible players to elect Group V free agency
20-Aug. 4	Salary Arbitration Hearings

AUGUST

6	Deadline for Salary Arbitration decisions to be rendered
---	--

SHARKS 2006-07 ORGANIZATION GUIDE

The 2006-07 San Jose Sharks Organization Guide was written, designed, edited and produced by the San Jose Sharks Media Relations Department and SVS&E Publishing, a division of Silicon Valley Sports & Entertainment. SVS&E Publishing also produces publications for teams such as the San Francisco 49ers and Oakland Raiders. For more information on SVS&E Publishing, please contact Tony Khing at 408-999-6842, or visit www.svs publishing.com

EXECUTIVE EDITOR Tony Khing

LAYOUT AND DESIGN Audrey Minagawa

ASSISTANT EDITORS Ken Arnold, Scott Emmert, Ryan Stenn, Jeremy Lemoine and Tom Holy

PRINCIPAL PHOTOGRAPHERS Rocky Widner and Don Smith

SPECIAL THANKS TO Greg Jamison, Malcolm Bordelon, Doug Wilson, Wayne Thomas, Joe Will, Dan Rusanowsky, Ken Caveney, Roger Ross, Jim Sparaco, Alex Aragon, Jeff Cafuir, Katherine Roberts, Christina Amaral, Chris Der and Randy Robles and Bob Waterman at Elias Sports Bureau.

© 2006-07 San Jose Sharks and SVS&E.

SAN JOSE SHARKS 2006-07 SCHEDULE

06-07
SCHEDULE

PRESEASON						
SEPTEMBER						
17	18	19	20	21	22	23 (F)
		LA 7:30 PM	ANA 7:00 PM	VAN 7:30 PM	ANA 7:30 PM	
24	25	26	27	28	29	30
		VAN 7:00 PM	CGY 6:00 PM	LA 7:30 PM	CGY 7:30 PM	

REGULAR SEASON						
OCTOBER						
1	2	3	4	5	6	7 (H)
				STL 7:30 PM		NYI 7:30 PM
8	9	10 (F)	11	12 (F)	13 (F)	14
	CGY 5:00 PM			EDM 6:00 PM	VAN 7:00 PM	
15	16	17 (H)	18	19 (H)	20	21 (F)
		DAL 7:30 PM		DET 7:30 PM		MIN 7:30 PM
22	23 (F)	24	25 (F)	26 (F)	27	28
	CBJ 4:00 PM		DET 4:30 PM	NSH 5:00 PM		
29 (F)	30	31 (F)				
TB 2:00 PM		FLA 4:30 PM				

NOVEMBER						
		1	2 (H)	3	4 (F)	
			NYR 7:30 PM		PIT 7:30 PM	
5	6	7 (H)	8	9 (F)	10	11
		MIN 7:30 PM		LA 7:30 PM	PHX 6:00 PM	
12	13 (F)	14	15 (F)	16	17	18 (F)
	LA 7:30 PM		COL 6:00 PM		PHI 7:30 PM	
19	20	21 (F)	22 (H)	23	24	25 (H)
		ANA 7:00 PM	LA 7:30 PM		NJ 7:30 PM	
26	27	28 (F)	29 (F)	30		
		STL 5:00 PM	MIN 5:00 PM			

DECEMBER						
				1	2 (F)	
					DET 4:00 PM	
3	4	5	6	7 (H)	8	9 (H)
				COL 7:30 PM		NSH 7:30 PM
10	11 (F)	12 (F)	13	14 (F)	15	16 (H)
	PHX 7:00 PM	LA 7:30 PM		LA 7:30 PM	ANA 7:30 PM	
17	18	19	20	21 (F)	22	23 (F)
				DAL 7:30 PM	CGY 7:00 PM	
24 (F)	25	26 (F)	27	28 (H)	29	30
31 DAL 5:00 PM		ANA 7:30 PM		PHX 7:30 PM		

PRESEASON
HOME AWAY
HOME AWAY

Sept. 23 game vs. Anaheim will be played at the SaveMart Center in Fresno, CA.

JANUARY						
				4 (H)	5	6 (F)
				DET 7:30 PM		CBJ 7:30 PM
7	8	9	10 (H)	11 (H)	12	13 (H)
			EDM 7:30 PM	LA 7:30 PM		PHX 6:00 PM
14	15 (F)	16	17	18 (H)	19	20 (F)
	COL 7:00 PM			PHX 7:30 PM		STL 7:30 PM
21	22	23	24	25	26 (F)	27
			ALL-STAR CELEBRATION @ DALLAS		EDM 6:00 PM	
28 (F)	29	30 (H)	31			
VAN 7:00 PM		DAL 7:30 PM				

FEBRUARY						
				1	2	3 (H)
				DAL 7:30 PM		CHI 1:00 PM
4	5	6	7 (F)	8	9	10
		ANA 7:30 PM	ANA 7:00 PM			
11	12	13 (F)	14 (F)	15	16 (F)	17
		STL 5:00 PM	NSH 5:00 PM		CBJ 4:00 PM	
18 (H)	19	20	21 (F)	22 (F)	23	24 (F)
DAL 12:30 PM			WSH 4:00 PM	CHI 5:30 PM		CGY 7:00 PM
25	26 (F)	27	28 (F)	29	30	
	ANA 7:00 PM		NSH 7:30 PM			

MARCH						
				1	2 (H)	3
					ANA 7:00 PM	
4 (F)	5	6 (F)	7	8	9 (F)	10
DAL 12:30 PM		MIN 5:00 PM			VAN 7:30 PM	
11 (H)	12	13 (F)	14	15 (F)	16 (H)	17
EDM 5:00 PM		CHI 7:30 PM		PHX 7:00 PM	CBJ 7:30 PM	
18 (H)	19	20	21 (F)	22	23	24 (F)
COL 5:00 PM			CHI 5:30 PM	ATL 4:00 PM		CAR 4:00 PM
25	26	27 (F)	28	29	30 (H)	31
		LA 7:30 PM			PHX 7:30 PM	

APRIL						
1	2	3	4 (F)	5 (H)	6	7 (H)
LA 3:00 PM			ANA 7:00 PM	CGY 7:30 PM		VAN 1:00 PM

(F) FSN Bay Area

(F+) FSN Plus

(F%) Games will be played on FSN+ and will be joined in progress by main FSN following the conclusion of prior programming.

(H) FSN Bay Area Available In HD

(VS) Versus (Formerly OLN)

(NBC) NBC





Sharks management, players and coaching staff were well represented at the 2006 NHL Awards Show in Vancouver.

A MEMORABLE NIGHT

The San Jose Sharks set an organizational record by sending three players to the 2006 NHL Awards Show on June 21 in Vancouver, British Columbia. The trio of Captain Joe Thornton, Jonathan Cheechoo and Patrick Marleau, who all surpassed the former franchise record for points in 2005-06, walked the red carpet and enjoyed the League's pinnacle off-ice event.

Thornton was the biggest winner of the night, taking home the Art Ross Trophy (most points — 125) and the Hart Memorial Trophy (player adjudged to be most valuable to his team). The Canadian Olympian was also a runner-up for the Lester B. Pearson Award (League's most valuable player as voted on by the players).

Cheechoo earned his first piece of NHL hardware by becoming the first Shark to win the Maurice "Rocket" Richard Trophy (most goals —



Joe Thornton (left) and Jonathan Cheechoo took home the first honors ever won by a Shark: Hart Memorial and Art Ross Trophies (Thornton) and the Maurice "Rocket" Richard Trophy (Cheechoo).

56). Cheechoo was joined by his linemate, Thornton, as they received their scoring trophies.

Marleau finished as a runner-up for the Lady Byng Memorial Trophy, awarded to "the player adjudged to have exhibited the best type of sportsmanship and gentlemanly conduct combined with standard of playing ability." Marleau, who produced 86 points and only 26 penalty minutes, was edged by Detroit's Pavel Datsyuk in the voting.

Also present representing the Sharks were President and CEO Greg Jamison, Executive Vice President and General Manager Doug Wilson, Vice President and Assistant General Manager Wayne Thomas, Head Coach Ron Wilson and Assistant Coaches Tim Hunter and Rob Zettler.

HP PAVILION AT SAN JOSE

525 West Santa Clara St., San Jose, Calif. 95113

Phone 408-287-7070 | **Fax** 408-999-5797 | sjsharks.com | sjsharks.com/wireless**SAN JOSE SPORTS &
ENTERTAINMENT ENTERPRISES****Board Members:** Kevin Compton, Greg Reyes, Greg Jamison, Tom McEnery, Brent Jones**INVESTORS IN SJSEE INCLUDE**

Blue Line Associates (Kevin Compton,
Greg Reyes, Hasso Plattner, Stratton Scavos,
Gary Valenzuela, Harvey Armstrong), William
DelBiaggio, George Gund III, Greg Jamison,
Floyd Kvamme, Tom McEnery, Gordon Russell,
Rudy Staedler

EXECUTIVE STAFF

President
& Chief Executive OfficerGreg Jamison
Executive Vice President
of Business OperationsMalcolm Bordelon
Executive Vice President & General Manager
(HP Pavilion at San Jose)Jim Goddard
Executive Vice President
& General CounselDon Gralnek
Executive Vice President
& General Manager (Sharks)Doug Wilson
Executive Vice President
& Chief Financial OfficerCharlie Faas
Vice President of FinanceKen Caveney
Vice President of
Sales & MarketingKent Russell
Vice President
of Building OperationsRich Sotelo
Vice President & Assistant
General Manager (Sharks)Wayne Thomas
Executive AssistantsTricia Sullivan,
Michelle Simmons, Niki Hartley

HOCKEY OPERATIONS

Head CoachRon Wilson
Assistant CoachTim Hunter
Assistant CoachRob Zettler
Goaltender CoachWarren Strelow
Director of Hockey OperationsJoe Will
Special Consultant
to the General ManagerJohn Ferguson
Director of ScoutingTim Burke
Director of Professional ScoutingSean Coady
ScoutsGilles Cote, Pelle Eklund, Pat Funk,
Jack Gardiner, Rob Grillo, Brian Gross, Karel
Masopust, Cap Raeder, Graeme Townshend
Director of
Hockey AdministrationRosemary Tebaldi

Head Athletic TrainerRay Tufts, A.T.,C
Assistant Athletic Trainer & Massage
TherapistWes Howard, A.T.C., CMT
Strength & Conditioning
CoordinatorMichael Potenza
Equipment ManagerMike Aldrich
Assistant Equipment ManagerKurt Harvey
Equipment Assistant
& Equipment Transportation ...Roy Sneesby
Manager of Hockey TechnologyPaul Fink
Head Coach,
Worcester Sharks (AHL)Roy Sommer
Assistant Coach,
Worcester Sharks (AHL)David Cunniff
Head Athletic Trainer
Worcester Sharks (AHL)Matt White
Equipment Manager,
Worcester Sharks (AHL) ...Vinny Ferraiuolo
Assistant Equipment Manager,
Worcester Sharks (AHL)Chuck Rullan
Team PhysicianArthur J. Ting, M.D.
Team InternistsJohn Chiu, M.D.,
Greg Whitley M.D.
Team DentistsRobert Bonahoom, D.D.S.,
Don Goudy, D.D.S.
Team Vision Specialists ...Vincent S. Zuccaro,
O.D., F.A.A.O.
Medical StaffSteve Franzino, M.D.,
Robert Millard, M.D., Mark Sontag, M.D.

SVS&E/BUSINESS OPERATIONS

Senior Director
of CommunicationsKen Arnold
Director of BroadcastingFrank Albin
Director of Ticket SalesJohn Castro
Director of Advertising
& PromotionsAndrew Ebel
Director of Media RelationsScott Emmert
Director of Fan Development/
The Sharks FoundationRob Jaynes
Director of Event Presentation ...Steve Maroni
Director, Corporate PartnershipsChris Parker
Director of Suite Sales & ServiceBruce Ross
Director of Communications
& Internet ServicesRoger Ross
Senior Manager,
Corporate PartnershipsBryan Deierling

Senior Ticket Operations Manager Scott Fitzsimmons

Senior Service Manager, Corporate Partnerships Heather Hunter

Managers, Corporate Partnerships Jennifer Birmingham, Justin Piper, Holly Yip

Event Account Representative, Corporate Partnerships TBD

Event Manager, Corporate Partnerships TBD

Account Sales Managers Ted Chuba, Patrick Frost, Adam King, Adam Requarth

Account Service Managers Sharon Holman, Sarah Bauerle, Julie Kennedy

Marketing Manager Doug Bentz

HP Pavilion Group Sales Manager Dan Gutierrez

Media Relations Manager Tom Holy

Suite Sales Manager Chris Hutchins

Creative Services Manager Michelle Kracht

Sharks Foundation Manager Laura Johnston

Mascot Operations Manager Tim Patnode

Suite Service Manager Kathy Payne-Tovar

Public Relations Manager Jim Sparaco

Service Managers, Corporate Partnerships Janelle Garcia, Ryan Hilgers

Internet Services Coordinator Alex Aragon

Fan Development Coordinators Erin Buchanan, Jeff Cafuir

Ticket Operations Coordinator Maria Hernandez

Database Coordinator Melissa Locke

Event Presentation Coordinator Ayron Sequeira

Media Relations & Team Services Coordinator Ryan Stenn

Executive Assistant Mary Grace Miller

Fan Development Assistant/HP Pavilion Tour Guide Andrea Walias

FINANCE

Director of Human Resources Cathy Chandler

Manager of Information Technology Melanie Putnam

Payroll Administrator Sue Feachen

Network Engineer Frank Frasula

Systems Support Specialist Jordan Queensbury

Human Resources Assistant Kristina Fantone

Controller Stephanie Reitz

Financial Analyst Bob Peterson

Senior Accountants Alicia Santillan, Cheri Way

Staff Accountants Sarah Gilleo, Tasia Simmons

BUILDING OPERATIONS

Director of Ticket Operations Daniel DeBoer

Director of Booking & Events Steve Kirsner, James Hamnett

Director of Guest Services David Cahill

Director of Building Services Monte Chavez

Facilities Technical Director Greg Carrolan

Chief Engineer Mark Mullins

Building Services Managers Bruce Tharaldson, Ray Romero

Technical Services Manager Mike O'Brien

Security Manager Geoff Pepe

Ticket Operations Manager Judy Jones

Ushering & Emergency Medical Manager Mike McCarroll

Parking & Carousel Manager Patrick Doherty

Recruiting & Training Manager Debra Moore

Conversion Supervisor Kevin Brunton

Building Services Coordinator Peggy Roland, Roxy Rangel

Mailroom Coordinator Richard Perez

Guest Services Coordinator TBD

Executive Assistant Rebeca Jackson

Administrative Assistant Maureen Miller

Assistant Chief Engineer Eric Gold

Engineers Dan Wan, Jay Vasquez, Anthony Sotelo, Mark Vaccaro, Dwayne Newman

Receptionists Keri Lucero, Theresa Gill

MISCELLANEOUS

Team Colors Deep Pacific Teal, Gray, Burnt Orange and Black

Home Ice/Capacity HP Pavilion at San Jose (17,496)

Dimensions of Rink 200-feet by 85-feet

Television Station FSN Bay Area

Radio Network Flagship 98.5 K-FOX (KUFX FM)

Television Play-By-Play Broadcaster Randy Hahn

Television Color Analyst Marty McSorley

Radio Play-By-Play Broadcaster Dan Rusanowsky

Radio Color Analyst Jamie Baker

Radio Reporter Dave Maley

In Game TV Host John Shrader

Production Associate Elisabeth Farkas

Team Photographers Don Smith, Rocky Widner

P.A. Announcer Joe Ike

In Game Host Danny Miller

Mascot S.J. Sharkie

AHL Affiliate Worcester Sharks

ECHL Affiliate Fresno Falcons

HP PAVILION MANAGEMENT/ LOGITECH ICE AT SAN JOSE

General Manager Jon Gustafson

Director of Hockey Robert Savoie

Director of Skating Candy Gadsdon

Participation

Development ManagerMike Bruins
 Office ManagerLynn Wolfe
 Hockey ManagerZac Lytle
 Adult Hockey ManagerTyler Shaffar
 Stanley's Sports Bar Manager...Jessica da Silva
 Group Sales Coordinator...Sharon Comstock

**HP PAVILION MANAGEMENT/
SHARKS ICE AT FREMONT**

Business ManagerRichard Rocha
 Operations
 & Merchandise ManagerRon Glasow

**SVS&E/
WORCESTER SHARKS (AHL)**

President &
 Chief Executive OfficerMichael T. Lehr
 Vice President &
 Assistant General Manager...Michael Mudd
 Vice President,
 Marketing & SalesDavid Daniels
 Director of Broadcasting
 & SalesJamie Smock
 Director of MarketingSuzanne Schwartz
 Manager of Ticket SalesZack Hoover
 Youth Hockey & Community Relations
 MangerMichael Myers
 Public Relations Coordinator...Jeremy Lemoine
 Marketing CoordinatorAmy Raeder
 Account ExecutivesRyan Clark,
 Brian Jamison, Anna LaCombe, Marina Riva
 Business ManagerBob Weldon
 Executive Assistant
 to the PresidentCarolyn Meisner

**SVS&E/SAP OPEN — MEN'S ATP
TENNIS TOURNAMENT**

Tournament DirectorBill Rapp
 Tournament ManagerGina Sigillo
 Ticket Sales CoordinatorAllison Lucia

SVS&E PUBLISHING

Publication ManagerTony Khing
 DesignerAudrey Minagawa

SVS&E MERCHANDISE

General ManagerMary Keen
 Business Development
 ManagerJason Meulman
 Retail & Event Sales Manager...John Power
 Corporate Sales ManagerKurt Lohmiller
 Events &
 Merchandise ManagerChris DiGiorgio

Corporate Merchandise

Marketing ManagersMatt Antosik,
 Tim Della Maggiore, Steve Murillo
 Area Retail ManagerLinda Mancuso
 Merchandise Finance Manager...Toni Foster
 Warehouse & Online
 Inventory Coordinator...Maurice Samprath
 Event Inventory Coordinator...Jeff Walston
 Corporate Team Administrator...Marla Ayoung
 Events & Retail Team
 AdministratorMaricruz Quintana
 Store ManagerAdriana Gasea
 Merchandise Inventory
 ControllerGareth Vicary

SAN JOSE STEALTH

Managing General Partner/
 General ManagerJohnny Mouradian
 Assistant General ManagerDoug Locker
 Head CoachWalt Christianson
 Assistant CoachArt Webster
 Account Sales ManagersBrad Munro,
 Spencer Jamison, Ryo Abiko

SAN JOSE ARENA AUTHORITY

Executive DirectorChris Morrissey
 Administrative AssistantLinda Truelsen

**ARAMARK SPORTS &
ENTERTAINMENT**

General ManagerKevin Haggerty
 Premium Services DirectorDan Tweddle
 Concessions DirectorManny Conway
 Human Resources Manager...Vivian Malloy
 Warehouse Distribution
 ManagerHenry Galvez
 Assistant Warehouse Manager...Armando Castro
 Human Resources
 Assistant ManagerRaul Sepulveda
 Concessions Assistant Manager...Jose Lopez
 ControllerSisamoune Tran
 Executive ChefCraig Coe
 Consigned
 Merchandise ManagerPatte Dahlin
 AccountantMichelle Nguyen
 AccountantEliza Borja



FRONT OFFICE



Greg Jamison

President and Chief Executive Officer

Greg Jamison serves as manager of the San Jose Sports and Entertainment Enterprises' (SJSEE) ownership group. Providing essential direction, leadership and strength to the San Jose Sharks hockey team, HP Pavilion at San Jose Management, L. P. and Silicon Valley Sports & Entertainment, Jamison oversees all aspects of the day-to-day business operations of the organization, serves on SJSEE's ownership board and handles all major company decisions.

Jamison, personally approached by former Sharks Owner George Gund III to assemble a group of local investors to purchase the team in 2001, continues to serve as president and chief executive officer of the Sharks, a position he has held since his promotion from executive vice president and chief operating officer in 1996.

Initially hired in 1993 for his proven leadership and ability to mesh the unique needs of all franchise supporters — including fans, businesses and corporate partners — with the talents of the club's front office personnel, Jamison's leadership role extends to working closely with Executive Vice President and General Manager Doug Wilson on a variety of organizational and hockey department issues, including major player and personnel decisions and issues relating to overall company objectives and philosophy. In addition, Jamison, 56, oversees all HP Pavilion at San Jose functions including facility operations, fan development endeavors, ticket sales, advertising, sponsorship sales and facility marketing.

During his tenure, Jamison has overseen the transformation of the Sharks into one of the National Hockey League's most respected and successful franchises. In his nine seasons as president, the team has advanced to the Stanley Cup Playoffs seven times, including the franchise's first-ever appearance in the Western Conference Finals in 2004.

From 1996-02, the Sharks became just the second NHL franchise in League history to post point improvement in six consecutive seasons.

In March 2001, Jamison presided over the renaming of San Jose Arena to Compaq Center at San Jose, bringing to a close months of negotiations between the hockey team, the City of San Jose and Compaq Computer Corporation as well as the subsequent name change to HP Pavilion following the merger of HP and Compaq in the second half of 2002. This important agreement ensures that the team will remain in San Jose through 2015, provides the necessary resources to continually upgrade and maintain the facility and created the HP Pavilion Community Fund, which provides a minimum of \$500,000 annually to community endeavors throughout the Bay Area.

In February 2000, Jamison announced the establishment of Silicon Valley Sports & Entertainment (SVS&E), an important business division of the organization that oversees all aspects of marketing, sponsorship sales management, broadcast, ticket sales and other business operations of the Sharks; HP Pavilion and select events, including the SAP Open (ATP circuit); operating Logitech Ice at San Jose and Sharks Ice at Fremont; San Jose's top development affiliate, the Worcester Sharks of the American Hockey League; and the San Jose Stealth, the National Lacrosse League franchise.

Previously under Jamison's leadership, SVS&E managed Major League Soccer's San Jose Earthquakes for two seasons (2001-02), including their 2001 MLS Championship campaign. SVS&E also brought the SENIOR PGA Tour to San Jose with the Siebel Classic in Silicon Valley, held at Coyote Creek Golf Club in San Jose in 2000 and 2001.

Since Jamison's arrival, the Sharks have also implemented numerous creative programs to benefit the Bay Area community. First and foremost was the creation of The Sharks Foundation — established to meet the educational, social and cultural needs of the local community by offering unique resources and financial support to those in need. Last year, The Sharks Foundation donated nearly \$100,000 in cash to seven beneficiaries and a total of \$3.6 million since its inception. Other community-related programs, such as the innovative Fremont Bank "Reading Is Cool" program, clearly place the Sharks at the forefront of community relations and strengthen the team's policy of being a "good neighbor" to Bay Area residents.

Jamison is an active participant in the endeavors of several local community organizations, including serving as past board president and now a member on the Board of Trustees of Ballet San Jose and past chairman of the San Jose Convention & Visitors Bureau board. He's a member of other boards — including Special Olympics, KTEH and American Leadership Forum and San Jose Sports Authority.

Jamison arrived in San Jose after a notable stint as vice president of business operations with the Indiana Pacers of the National Basketball Association from 1987-93, where his duties included generating all team revenue and, on occasion, Market Square Arena revenue. Under Jamison's leadership, the Pacers were annually considered among the NBA's top clubs in sponsorships, ticket sales, team merchandise and broadcast production.

From 1980-87, Jamison served as director of marketing for the Dallas Mavericks, where he was pivotal in raising the club from expansion team status to one of the most respected front offices in the NBA. Jamison's career in athletics began in 1977 with a three-year stint as director of marketing for Athletes in Action, a Christian amateur sports organization.

A native of the Pacific Northwest, Jamison earned a bachelor's degree in education from Northwest Nazarene (Idaho) College and a master's degree in administration from Colorado State University.



Malcolm Bordelon

Executive Vice President of Business Operations

Malcolm Bordelon enters his 13th season with the San Jose Sharks, his 11th as executive vice president of business operations, having been promoted to the post by President and CEO Greg Jamison on March 15, 1996.

Bordelon previously served as vice president, broadcast and media marketing since joining the club in July 1994.

Bordelon, 48, oversees the following departments: Broadcasting; Corporate Partnerships; Marketing; Event Presentation; Ticket Sales and Service; Suite Sales and Hospitality and Communications, which includes Fan Development, Internet Services, Media Relations, as well as SVS&E Merchandising and SVS&E Publishing. He also oversees the SAP Open (ATP circuit) and San Jose Stealth (National Lacrosse League).

In addition to overseeing the business operations of the Sharks, Bordelon has played a key role in developing and managing Silicon Valley Sports & Entertainment. SVS&E was created to manage all or parts of the business operations for the Sharks, SAP Open (ATP Circuit), San Jose Stealth (NLL), SVS&E Merchandise and SVS&E Publishing and other events and properties. As a member of Senior Management, Bordelon is also involved in review and pursuit of new business opportunities for SVS&E.

Bordelon is the franchise contact for a number of National Hockey League sponsorship, broadcasting and other business-related issues. In that capacity, he served as the team's primary contact and coordinator with the NHL for the 1997 All-Star Game as the Sharks and the City of San Jose hosted one of the most successful mid-season classics. Bordelon worked closely with NIKE and the NHL to develop and coordinate the launch of the Sharks new uniform for the 1998-99 season as well as the NHL and CCM involvement in developing the third jersey program in 2001-02. He also worked with the NHL as the club's main liaison for the Sharks two-game series vs. the Calgary Flames in GAME O'Ne Japan, the NHL's kick-off weekend to the 1998-99 season in Tokyo.

Bordelon has remained actively involved with many of the Sharks fan-related initiatives throughout his tenure with the organization. Under his guidance, the team has amassed a programming platform that includes a street hockey program (Sharks & Parks) which transcends the San Jose geography, a mobile street hockey experience (Mobile Shark Tank) which fills a community need for fun, interactive and safe hockey experiences, a wildly successful fan club for children (FINatical Kids Club) and the chance for minor hockey players to skate at HP Pavilion during intermissions of selected Sharks home games (Future Sharks) amongst others.

The Sharks have also made significant gains in sponsor partnerships under Bordelon's direction — including the naming of HP Pavilion at San Jose's club level as the Comerica Bank Club Level. Since he joined the organization, numerous Bay Area high-tech companies have made their first forays into sports sponsorship with the Sharks and other SVS&E properties.

Bordelon was named to the initial steering committee of the San Francisco Chapter of the National Sports Marketing Network, an industry trade organization for sports business professionals. Bordelon also currently serves on the board of the San Jose Downtown Foundation and also served as the San Jose Downtown Association president in 1998 and 1999 and remains an active board member. He's also a member of the San Jose Convention and Visitors Bureau and a member of the SJCVB Marketing Committee. Bordelon is a member of class XVIII in the American Leadership Forum-Silicon Valley, a nonprofit organization dedicated to building a better Silicon Valley community by joining and strengthening leaders to serve the public good.

Bordelon joined the Sharks after spending six years as director of sponsorship sales and promotions with the Indiana Pacers. With the Pacers, Bordelon's department experienced record growth in sponsorship income and an outstanding record of renewal business. Previously, he spent seven years within the advertising industry, including stints in media sales with Carlisle Outdoor Advertising and advertising agencies Ogilvy & Mather and Cunningham & Walsh, claiming numerous national and local awards and citations for outstanding creative and professional achievement.

A native of Houston, he graduated from Texas Tech University with a degree in advertising. Upon his graduation, he was named the American Advertising Federation Outstanding Advertising Student and the Texas Tech School of Mass Communications Most Outstanding Student. In addition, on Oct. 16, 1999, Bordelon was awarded the "Outstanding Alumni of the School of Mass Communications" during Texas Tech's homecoming festivities. Malcolm and his family live in the Almaden area of San Jose.



FRONT OFFICE

Charlie Faas

Executive Vice President and Chief Financial Officer

Charlie Faas enters his fourth year with the San Jose Sharks and Silicon Valley Sports & Entertainment as executive vice president and chief financial officer.

Faas oversees finance, accounting, information technology and human resources. As the chief financial officer, he works closely with the board of directors of SJSEE and is responsible for all financial matters with regards to the Sharks and other properties, including HP Pavilion Management, Silicon Valley Sports & Entertainment, Logitech Ice at San Jose, Sharks Ice at Fremont and the Worcester Sharks of the American Hockey League, the Sharks top development affiliate. His duties also include business acquisitions and compliance with National Hockey League and City of San Jose reporting requirements. He also serves as a board member of The Sharks Foundation.

Before joining the organization, Faas held various finance positions in California and New York, most recently as the chief financial officer at Pharsight Corporation. His additional experience includes stints as corporate controller for ZLand.com, methodology services controller and finance director with Cadence Design Systems and numerous financial management positions at IBM.

A native of upstate New York, Faas earned a bachelor's degree in business administration and accounting from Siena College and graduated from the executive education program from the Anderson School at UCLA.

He is a member of the board of directors for the San Jose After-School All Stars (ASAS) and the San Jose Sports Authority (SJSA). In June 2006, Faas was honored as the 2006 recipient of the "Mary Angela DiGiovanni Beacon of Light Award," presented on behalf of the National Board of Directors of the After-School All-Stars program for outstanding contributions by an individual. ASAS is a non-profit organization that provides year-round sports, cultural, academic and technology programs for at-risk youth throughout the greater San Jose community. It is part of the National ASAS program founded by California Governor Arnold Schwarzenegger. SJSA is a non-profit organization that serves as the sports marketing agency for the City of San Jose.

Faas also serves as an adjunct professor at the University of San Francisco, teaching finance and accounting for their master's degree program in sports management.



Jim Goddard

Executive Vice President, General Manager (HP Pavilion at San Jose)

Jim Goddard enters his 16th season with the Sharks and his ninth as executive vice president and general manager of HP Pavilion at San Jose.

Goddard, 57, oversees all facets of the building's operation, including ticket operations, event booking, guest services, parking, food services, engineering and facility technical operations. He is the point person for all discussions between building management and the City of San Jose. Goddard also implements and oversees all building improvements, from the design phase to final construction and sign-off.

Goddard also oversaw two separate expansion and renovation projects of Logitech Ice at San Jose, which included the addition of a multi-million dollar, 58,000-square foot training and practice facility for the Sharks in August 2000 and a fourth sheet of ice in 2005. The facility is now the largest ice facility under one roof west of the Mississippi River. In addition, the facility added Stanley's, a 5,400-square foot sports bar which overlooks three of the four ice surfaces and boasts 11 flat-screen, plasma televisions and a state-of-the-art sound system.

From 1993-96, he served as vice president of building operations and from 1990-93, Goddard served as San Jose Arena project manager, helping oversee the design and construction of the facility. He represented the Sharks and HP Pavilion Management interests in working with the City of San Jose, architects, consultants and contractors.

Goddard came to San Jose from Minnesota, where he completed a 23-year term of service at the Met Center, finishing as vice president of Met Center Operations. While at the Met Center, Goddard was involved in all aspects of the management and operation of the facility, working with promoters, tenants, concessionaires and suppliers to ensure a consistent level of superior service was enjoyed by everyone involved with the building.

Goddard attended the University of Minnesota.



Don Gralnek

Executive Vice President and General Counsel

Don Gralnek begins his 10th season with the San Jose Sharks and seventh as executive vice president and general counsel. Having previously served as vice president and general counsel since Aug. 28, 1997, Gralnek oversees all legal matters with regards to the Sharks and other properties, including HP Pavilion Management, Silicon Valley Sports & Entertainment, Logitech Ice at San Jose, Sharks Ice at Fremont and the Worcester Sharks of the American Hockey League.

Gralnek previously was a senior partner in the Los Angeles office of Jones, Day, Reavis & Pogue and he served as outside legal counsel to the Sharks and the building since the team's inception in 1990. In addition, he also worked closely on behalf of San Jose Arena Management with the San Jose Redevelopment Agency and the City of San Jose on the original facility construction.


Gralnek has concentrated his practice of the law in the areas of real estate and environmental protection. His experience in real estate extends from land use regulation, acquisitions, development, financing, sales, learning and partnerships/joint ventures.

A graduate of the University of California at Berkeley's prestigious Boalt Hall School of Law, Gralnek also earned a master's degree in city planning from Berkeley in 1971 and an undergraduate degree in history with honors from Stanford University in 1967.

The Chicago native is a member of State Bar of California, as well as the Los Angeles and Santa Clara County Bar Associations and has taught courses for the University of California and San Jose State University. He is an active board member of the Tech Museum of Innovation, the Silicon Valley Land Conservancy, the San Jose Silicon Valley Chamber of Commerce and the San Jose Rotary.



FRONT OFFICE



Doug Wilson

Executive Vice President and General Manager

Through strong drafting, shrewd trades and timely free agent signings, Doug Wilson has crafted a talented team designed to compete for the Stanley Cup annually without sacrificing the future or strapping the franchise financially.

After a franchise-best 104-point season that saw the Sharks reach the Western Conference Finals in 2004, the Sharks roared to a record-setting finish to the 2005-06 season following Wilson's acquisition of 2006 Hart Trophy and Art Ross Trophy winner Joe Thornton. Erasing a slow start, the team tied the franchise record for most wins (44) and set a new franchise mark by winning eight consecutive games, en route to clinching a berth in the Stanley Cup Playoffs and the fifth overall seed in the Western Conference.

A firm believer in identifying a core group of players and keeping them intact, Wilson has recently successfully re-signed many key players on the Sharks roster, ensuring continuity moving forward. Over the past year, Patrick Marleau, Jonathan Cheechoo, Evgeni Nabokov, Vesa Toskala, Kyle McLaren and Mark Bell signed multi-year contract extensions, surrendering potential unrestricted free agent status to remain in San Jose.

In 2003-04, Wilson's team captured the Pacific Division, setting a franchise record with 104 points, earning the second seed in the Western Conference for the Stanley Cup Playoffs for the first time in franchise history and a first-ever trip to the Western Conference Finals.

In his current role, Wilson has overall authority regarding all hockey-related operations. He oversees all player personnel decisions, negotiates player contracts, coordinates the efforts of the team's scouting department, leads the team in its draft day preparation and administers the club's player evaluation process at all professional, minor and junior levels.

In his previous role as the team's director of pro development (1997-03), the 16-year NHL veteran's primary responsibilities included evaluating talent at all professional and minor league levels and continuous assessment of the Sharks roster and reserve list. In addition, he provided valuable input assisting in the club's player development programs and consulting with the hockey department on all major personnel issues, special assignments and contract negotiations.

Working closely with the entire hockey department, Wilson played a major role in creating a positive atmosphere in the dressing room and on-the-ice attractiveness to obtaining and retaining veteran free agents such as Vincent Damphousse, Mike Ricci, Gary Suter, Scott Thornton and Mike Vernon.

The 47-year-old Wilson was an integral member of the NHL Players' Association for four years (1993-97). With the NHLPA, he served as coordinator of player relations and business development and was primarily responsible for overseeing player relations, the development of business ventures and managing international affairs. Wilson is also a past president of the Players' Association.

Wilson sat on the board of the Canadian Hockey Association and has extensive experience in talent evaluation. He served as management consultant for Canada's entries in the 1994, 1995, 1996 and 1997 World Junior Championship tournaments — resulting in four consecutive gold medal finishes and also served on the management team for Canada's entry in the 1998 Winter Olympic Games.

Wilson draws on a vast amount of hockey knowledge and expertise throughout his experiences on- and off-the-ice. His older brother, Murray, played seven NHL seasons, capturing four Stanley Cup Championships with the Montreal Canadiens (1973, 1976-78). As a member of the Ontario Hockey League's Ottawa 67s, Wilson played for Hall of Famer Brian Kilrea, junior hockey's all-time winningest coach. During his tenure with the Chicago Blackhawks, he was a teammate of NHL legend Bobby Orr and a roommate with Hall of Famer Stan Mikita.

In 2004, Wilson was named to the NHL Game Committee, a panel of players, coaches, executives and media responsible for examining all aspects of the game. The committee, which initially met during the offseason, included Hall of Fame Coach Scotty Bowman, Pittsburgh's Chairman of the Board Mario Lemieux and former national television analyst/goaltender and current president of hockey operations for the St. Louis Blues, John Davidson, among others.

A first round draft choice (sixth overall) by the Blackhawks in 1977 after a stellar junior career with the Ottawa 67s, Wilson played 14 seasons in Chicago and still ranks as the club's highest scoring defenseman in points (779 — fifth overall), goals (225 — 12th overall) and assists (554 — third overall). Wilson ranks fifth all-time in games played (938) for Chicago. In addition, he led all Blackhawks defensemen in scoring for 10 consecutive seasons (1980-81 through 1990-91) and captured the 1982 James Norris Trophy, symbolic of the League's top defenseman, when he tallied 39 goals and 85 points — still Blackhawks single-season records for goals and points for a defenseman.

He was selected to eight NHL All-Star Games (seven with Chicago and one with San Jose) and while with Chicago, Wilson was named to the NHL All-Star first team in 1981-82 and twice was named to the NHL All-Star second team (1984-85 and 1989-90).



Acquired by San Jose from Chicago just before the Sharks inaugural season (1991-92), Wilson brought instant credibility and respect to the young franchise. He played two seasons for the Sharks, scoring 48 points (12 goals, 36 assists) in 86 games and, entering this season, ranks 14th all-time among defensemen. Included in Wilson's Sharks career highlights are serving as the franchise's first team captain (1991-93), being the team's first representative in an All-Star Game (1991-92), playing in his NHL-milestone 1,000th game on Nov. 21, 1992 (77th player in League history) and twice named Sharks nominee (1992 and 1993) for the King Clancy Award (for leadership and humanitarian contributions both on-and off-the-ice). At his 1,000th NHL game played ceremony, he announced the creation of the Doug Wilson Scholarship Foundation to provide assistance to worthy college-bound Bay Area students, which continues today.

Wilson announced his retirement as a member of the Sharks during training camp in 1993-94 after playing in 1,024 career games. In addition, he played in 95 career playoff games and scored 80 points (19 goals, 61 assists). The Ottawa, Ontario native scored 827 points (237 goals, 590 assists) during his career that began in 1977-78 with Chicago.

In 2004, Wilson was named to the Positive Coaching Alliance's National Advisory Board. PCA, established at Stanford University in 1998, looks to create a positive character-building experience by using sports to teach life lessons while de-emphasizing the "win-at-all-cost" mentality.

Wilson was inducted into the Chicago Sports Hall of Fame in September 1999. He also serves on the NHL's board of directors for the alumni association.

In October 1998, the Ottawa 67s honored his stellar career by retiring his No. 7 sweater. Known as an offensive defenseman, he recorded 295 points in 194 OHL games with the 67s from 1975-77. In addition, during the same weekend of activities in his hometown, he was inducted into the Ottawa Sports Hall of Fame.

Doug and his wife, Kathy, have four children: Lacey, Doug, Charlie and Chelsea.

PLAYING CAREER OF DOUG WILSON

SEASON	CLUB	LEAGUE	GP	G	A	PTS	PIM	PLAYOFFS					
								GP	G	A	PTS	PIM	
1974-75	Ottawa	OHA	55	29	58	87	75	7	2	3	5	6	
1975-76	Ottawa	OHA	58	26	62	88	142	12	5	10	15	28	
1976-77	Ottawa	OHA	43	25	54	79	85	15	4	20	24	34	
1977-78	Chicago	NHL	77	14	20	34	72	4	0	0	0	0	
1978-79	Chicago	NHL	56	5	21	26	37	—	—	—	—	—	
1979-80	Chicago	NHL	73	12	49	61	70	7	2	8	10	6	
1980-81	Chicago	NHL	76	12	39	51	80	3	0	3	3	2	
1981-82	Chicago	NHL	76	39	46	85	54	15	3	10	13	32	
1982-83	Chicago	NHL	74	18	51	69	58	13	4	11	15	12	
1983-84	Chicago	NHL	66	13	45	58	64	5	0	3	3	0	
1984-85	Chicago	NHL	78	22	54	76	44	12	3	10	13	12	
	Canada	Canada Cup	7	2	1	3	4	—	—	—	—	—	
1985-86	Chicago	NHL	79	17	47	64	80	3	1	1	2	2	
1986-87	Chicago	NHL	69	16	32	48	36	4	0	0	0	0	
1987-88	Chicago	NHL	27	8	24	32	28	—	—	—	—	—	
1988-89	Chicago	NHL	66	15	47	62	69	4	1	2	3	0	
1989-90	Chicago	NHL	70	23	50	73	40	20	3	12	15	18	
1990-91	Chicago	NHL	51	11	29	40	32	5	2	1	3	2	
1991-92	San Jose	NHL	44	9	19	28	26	—	—	—	—	—	
1992-93	San Jose	NHL	42	3	17	20	40	—	—	—	—	—	
	Sharks Totals		86	12	36	48	66	—	—	—	—	—	
	NHL Totals		1024	237	590	827	830	95	19	61	80	86	

Drafted by Chicago in 1977 (1st round, 6th overall). **Traded by Chicago to San Jose in exchange for Kerry Toporowski and a second round selection (27th overall) in the 1992 NHL Entry Draft, Sept. 6, 1991. Retired, Sept. 10, 1993.**

HONORS: OHA First All-Star Team (1977), NHL First All-Star Team (1982), James Norris Trophy (NHL's top defenseman, 1982), NHL Second All-Star Team (1985 and 1990), NHL All-Star Game (1982-86, 1990 and 1992).

Ken Caveney

Vice President of Finance

Ken Caveney begins his fifth year as vice president of finance for the San Jose Sharks and has been associated with the organization for 16 years. He has been employed by the organization since 1994, previously serving as tax manager and director of finance.

Caveney, 39, directs the financial reporting environment for the Sharks and the other SVS&E properties including compliance with National Hockey League and City of San Jose reporting requirements. In addition, Caveney is responsible for the tax, budgeting, forecasting and financial modeling processes for the organization.

From 1991-93, Caveney provided consultation services to the Sharks while with Deloitte & Touche, LLP. He became recognized as a Certified Public Accountant in California in 1993.

Caveney has served as a volunteer consultant for more than 16 years through Junior Achievement's Applied Economics program, having worked in classrooms at various San Jose high schools including Pioneer, Santa Teresa, Gunderson and Valley Christian.

Born in Salinas, Caveney was raised in Salinas. He earned an associate's degree from Hartnell College, a bachelor's in business from Cal Poly at San Luis Obispo and a master's degree in taxation from San Jose State University.



Kent Russell

Vice President of Sales and Marketing

Kent Russell enters his 11th season with the San Jose Sharks and Silicon Valley Sports & Entertainment, his eighth as vice president of sales and marketing. He joined the organization in September 1996 as director of ticket sales and promotions.

Russell oversees ticket sales and operations as well as suite sales and hospitality for the Sharks, SAP Open (ATP circuit), San Jose Stealth (National Lacrosse League) and co-promotes building events. As the chief marketing officer for SVS&E, he also oversees marketing, advertising and publicity for a variety of HP Pavilion events. Russell is also responsible for marketing HP Pavilion to the entertainment, sporting and event industries as the top facility in Northern California at which to entertain, play and compete.

Before joining the organization, Russell spent three years with the NFL's Los Angeles Rams as director of sales and marketing where his responsibilities included ticket sales, marketing, advertising and corporate sponsorships. His additional experience includes stints as vice president of sales and promotions for the Arena Football League's Anaheim Piranhas and general manager of several franchises in the Major Indoor Soccer League.

A native of Cleveland, Russell earned a bachelor's degree in communications from Ohio University and a master's degree in sports administration from The Ohio State University.



Rich Sotelo

Vice President of Building Operations

Rich Sotelo enters his 14th year with the Sharks and his seventh as vice president of building operations. From 1995-99, he served as director of operations for San Jose Arena Management.

Sotelo, 49, oversees various aspects of HP Pavilion at San Jose's Building Operations Department, including audio/visual, engineering, security, conversion, cleaning, facility enhancements and construction projects. In addition, Sotelo is responsible for coordinating the facility's Emergency Response Contingency Planning and, utilizing his past knowledge and involvement with labor union negotiations, he is the HP Pavilion at San Jose's liaison and main negotiator in handling all collective bargaining agreements with the various unions.

With a 25-year background in engineering and facility operations, Sotelo, who began his career at San Jose Arena after initially being hired in 1993 by Johnson Controls, also possesses an intricate understanding of the building's inner workings. He has extensively handled equipment and facility shutdown, developed a vast knowledge of arena equipment and facilities, implemented the process to inspect and catalog all equipment locations and continues to monitor all maintenance needs.

His experience was invaluable in managing HP Pavilion at San Jose improvement projects such as the installation of an additional ice making chiller, the installation of dehumidification equipment and the challenging placement of the HP Pavilion signs that adorn both entrances and the roof.

In addition to onsite building projects, he worked on and oversaw two separate expansion and



renovation projects of Logitech Ice at San Jose, which included the addition of a multi-million dollar, 58,000-square foot training and practice facility for the Sharks in August 2000 and a fourth sheet of ice in 2005. The facility is now the largest ice facility under one roof west of the Mississippi River. In addition, the facility added Stanley's, a 5400 square-foot sports bar which overlooks three of the four ice surfaces and boasts 11 flat-screen, plasma televisions and a state-of-the-art sound system.

A native Californian, Sotelo was raised in San Leandro and attended Chabot College in Hayward. Sotelo is on the board of directors for the San Jose Sports Hall of Fame.

Wayne Thomas

Vice President and Assistant General Manager

Wayne Thomas recently completed his 10th season as assistant general manager and his sixth as vice president, providing Sharks Executive Vice President and General Manager Doug Wilson with an experienced, versatile and valuable assistant.

Thomas, 58, is well versed in all aspects of the National Hockey League, garnering experience from 34 years of being a player, head coach, assistant coach, advance scout and executive. Before his promotion in March 1996, he was in his third season as Sharks assistant coach and assistant to the general manager.

An Ottawa, Ontario native, Thomas is intimately involved with all aspects of the Sharks on- and off-ice operations, including evaluating players on the Sharks reserve list with special emphasis on goaltenders, scouting other NHL teams and taking an active role in contract negotiations and player personnel matters.

For the past three seasons, Thomas has taken on a more advanced, day-to-day role in working with the Sharks goaltenders on- and off-the-ice as Goaltending Coach Warren Strelow recovers from several medical issues.

Thomas serves an important role as a liaison between the coaches, training staff and the hockey department, facilitates the interaction of hockey department personnel within the organization, coordinates the construction of the NHL regular season schedule, manages training camp preparation, assists the efforts of the Sharks scouting staff and coordinates a variety of front office administrative matters.

In addition, Thomas supervises the relationship between the organization and its player development teams. In that role, he serves as the general manager of the American Hockey League's Worcester Sharks (the organization's top development affiliate) and works with other development organizations, including the ECHL's Fresno Falcons.

Under Thomas' direct supervision and following the franchise's goal of developing players from within, the Sharks AHL affiliate system has produced a number of key players on the Sharks current roster, acquired mainly through the NHL Entry Draft, including Evgeni Nabokov, Vesa Toskala, Scott Hannan, Jonathan Cheechoo, Milan Michalek, Steve Bernier, Josh Gorges, Mark Smith, Marcel Goc, Christian Ehrhoff, Grant Stevenson, Patrick Rissmiller and Doug Murray.

In his role as Sharks assistant coach from 1993-96, Thomas assisted with game strategy, advance scouting of opponents and performed individual work with the Sharks goaltenders. In addition, he collaborated with the general manager on a year-round basis regarding administrative matters.

Thomas joined the Sharks coaching and management staff for the 1993-94 season after spending three seasons (1990-93) as an assistant coach with the St. Louis Blues. Thomas also served in that capacity with the Chicago Blackhawks in 1987-88 and was head coach at Peoria (International Hockey League) from 1988-90 and at Salt Lake City from 1985-87. His 1985-86 squad captured the IHL's Turner Cup Championship.

A former NHL goaltender, his playing career consisted of 243 games over nine seasons, including stints with Montreal, Toronto and the New York Rangers. Thomas was a member of the Canadiens 1972-73 Stanley Cup Championship squad. Additional career highlights included being selected to and getting the win at the 1976 NHL All-Star Game as a member of the Maple Leafs, posting 10 career shutouts — including one in his first NHL start — and a lifetime goals-against average of 3.34. After his retirement in 1981, Thomas spent four seasons as an assistant coach with the Rangers.

Thomas has a bachelor's degree in physical education from the University of Wisconsin, where he played three years of hockey from 1967-70.



Ron Wilson

Head Coach

Since being named head coach of the Sharks on Dec. 4, 2002, Ron Wilson has established San Jose as one of the National Hockey League's top teams, advancing deep into the Stanley Cup Playoffs in each full season he has been behind the bench.

In 2005-06, the Sharks shook off a slow start to post the NHL's second-best record after the February Olympic Break (17-6-3) and set a franchise-record with eight consecutive victories that would ultimately vault the team into the Western Conference's fifth seed for the Stanley Cup Playoffs. The team tied franchise records for wins (44), road wins (19) and home wins (25). In addition, the Sharks posted the NHL's sixth-best power play percentage after Dec. 1 (20.1 percent).

Under Wilson's guidance, Joe Thornton and Jonathan Cheechoo authored league-leading career seasons with Thornton capturing the Hart Memorial Trophy as the NHL's most valuable player and the Art Ross Trophy as the NHL's leading point scorer, and Cheechoo earning the Maurice "Rocket" Richard Trophy as the NHL's top goal scorer.

During the 2005-06 campaign, Wilson coached his 900th and won his 400th NHL game on Feb. 10 vs. Dallas. Among active NHL coaches, only Bryan Murray (Ottawa) and Jacques Martin (Florida) have coached more NHL games than Wilson.

In 2003-04, Wilson was the runner-up for the 2003-04 Jack Adams Trophy, awarded to the NHL's top coach, as San Jose rebounded from a disappointing 2002-03 campaign in which they finished in last place in the Pacific Division and 14th in the Western Conference to capture their second Pacific Division title, a franchise-best 104 points and the second seed in the Western Conference for the Stanley Cup Playoffs.

He led the team to its first-ever appearance in the Stanley Cup Western Conference Finals and was also named "Best Coach" for the 2003-04 season by *The Hockey News*.

In February 2004, Wilson was named head coach of the United States entry in the 2004 World Cup of Hockey and led the team to the semifinals.

Wilson's family has a deep history in the game of hockey as his father, Larry, and uncle, Johnny, both won Stanley Cups while playing for the Detroit Red Wings. Wilson's coaching and playing experience includes stints at the professional, amateur, collegiate and international ranks.

Wilson coached the Washington Capitals from 1997-02, posting a 192-167-51 record, which included consecutive Southeast Division titles (1999-00 and 2000-01) and was highlighted by being named as a finalist for the Jack Adams Trophy as the NHL's Coach of the Year (1999-00) and a trip to the Stanley Cup Finals (1997-98). His .540 winning percentage with Washington ranks him third on the franchise's all-time list behind Bryan Murray (.572) and Terry Murray (.545).

Wilson became just the 25th coach in NHL history to record 300 wins when the Capitals defeated Florida 4-3 on Feb. 26, 2002.

Before coaching the Capitals, Wilson, 50, was named the first head coach of the expansion Mighty Ducks of Anaheim in 1993 and led the organization to their first trip to the Stanley Cup Playoffs in 1996-97, where they defeated the Phoenix Coyotes in the Western Conference Quarterfinals. In four seasons behind Anaheim's bench, Wilson posted a 120-145-31 record.

Wilson also served as an assistant coach with the Vancouver Canucks from 1990-93.

Throughout his professional and amateur career, Wilson has enjoyed a long-standing relationship with USA Hockey. In 1996, he led Team USA to the gold medal at the inaugural World Cup of Hockey with a two-games-to-one series victory over Team Canada in the finals and was named USA Hockey National Coach of the Year. He also coached the U.S. National Teams at the 1994 and 1996 World Championships, where his teams finished fourth and third, respectively. Wilson also served as head coach for Team USA at the 1998 Olympic Winter Games.

Wilson has also developed a reputation as one of the NHL's more technologically savvy coaches. He and his assistants (Tim Hunter and Rob Zettler) utilize a laptop computer on the bench for replays and a tablet personal computer to capture statistics in real time. In addition, Wilson conducts meetings in the locker room with a SMART Board, a "digital chalkboard," that uses streaming video and a telestrator which allows him to move player templates with his finger.

Born in Windsor, Ontario and raised in Riverside, R.I., Wilson gained the attention of NHL scouts while playing at Providence College, where he played under current New Jersey Devils President and General Manager Lou Lamoriello. In his four years at Providence (1973-77), he was an All-American selection twice and a four-time All-ECAC selection. As a sophomore, Wilson was named ECAC Player of the Year when he led the nation in scoring with 87 points (26 goals and 61 assists) in only 26 games. Wilson, a member of the Providence Hall of Fame, still holds the school records (and NCAA records for defensemen) in career points (250), assists (172), most points in a single season (87) and single-season assists (61).

Wilson was selected by the Toronto Maple Leafs in the seventh round (132nd overall) of the 1975 NHL Entry Draft. He began his professional career with the Dallas Blackhawks (Central Hockey League) in the spring of 1977, joining the Maple Leafs for the 1977-78 season and playing in 64 NHL games over three seasons. In 1980, Wilson headed to Europe for six seasons, playing for EHC Kloten and HC Davos of the Swiss Elite League, before returning to the NHL in 1985. He signed as a free agent with the Minnesota North Stars and finished his playing career in 1988. In 177 NHL games with Toronto and Minnesota, Wilson



posted 93 points (26 goals and 67 assists). He also played for the U.S. National Teams in 1975, 1981, 1983 and 1987.

Off the ice, Wilson is a scratch golfer who narrowly missed qualifying for the 2005 U.S. Open in a playoff.

PLAYING CAREER OF RON WILSON

SEASON	CLUB	LEAGUE	GP	G	A	PTS	PIM	PLAYOFFS			
								GP	G	A	PTS
1973-74	Providence	ECAC	26	16	22	38	0	fl	-	-	-
1974-75	Providence	ECAC	27	26	61*	87*	12	-	-	-	-
	U.S. Ntl. Team	USA	10	1	2	3	4	-	-	-	-
1975-76	Providence	ECAC	28	19	47	66	44	-	-	-	-
1976-77	Providence	ECAC	30	17	42	59	62	-	-	-	-
	Dallas	CHL	4	1	0	1	2	-	-	-	-
1977-78	Toronto	NHL	13	2	1	3	0	-	-	-	-
	Dallas	CHL	67	31	38	69	18	-	-	-	-
1978-79	Toronto	NHL	46	5	12	17	4	3	0	1	1
	New Brunswick	AHL	31	11	21	32	13	-	-	-	-
1979-80	Toronto	NHL	5	0	2	2	2	3	1	2	3
	New Brunswick	AHL	43	20	43	63	10	14	3	2	5
1980-81	Kloten	Switz.	38	22	23	45	NA	-	-	-	-
1981	U.S. Ntl. Team	USA	8	3	4	7	2	-	-	-	-
1981-82	Davos	Switz.	38	24	23	47	NA	-	-	-	-
1982-83	Davos	Switz.	36	32	32	64	NA	-	-	-	-
1983	U.S. Ntl. Team	USA	Not Available					-	-	-	-
1983-84	Davos	Switz.	36	33	39	72	NA	-	-	-	-
1984-85	Minnesota	NHL	13	4	8	12	2	9	1	6	7
	Davos	Switz.	38	39	62	101	NA	-	-	-	-
1985-86	Minnesota	NHL	11	1	3	4	8	5	2	4	6
	Davos	Switz.	32	35	43	78	NA	-	-	-	-
1986-87	Minnesota	NHL	65	12	29	41	36	-	-	-	-
1987	U.S. Ntl. Team	USA	10	1	3	4	12	-	-	-	-
1987-88	Minnesota	NHL	24	2	12	14	16	-	-	-	-
	United States	Spengler Cup	5	2	3	5	8	-	-	-	-
NHL TOTALS			177	26	67	93	68	20	4	13	17

* = Led League

HONORS: ECAC First All-Star Team (1975, 1976); NCAA First All American Team (1975, 1976), ECAC Second All-Star Team (1977); CHL First All-Star Team (1978); WEC-B All-Star Team (1983)

Selected by Toronto in the seventh round (132nd overall) in the 1975 NHL Amateur Draft. Signed by Minnesota as a free agent, March 7, 1985

COACHING CAREER OF RON WILSON

SEASON	TEAM	LEAGUE	GC	W	L	O/T	PTS	WPCT	PLAYOFFS			
									PPCT	GC	W	L
1993-94	Anaheim	NHL	84	33	46	5	71	.393	.422	-	-	-
1994	United States	World Champ.	8	4	4	0	-	-	-	-	-	-
1994-95	Anaheim	NHL	48	16	27	5	37	.333	.385	-	-	-
1995-96	Anaheim	NHL	82	35	39	8	78	.427	.476	-	-	-
1996	United States	World Cup	7	6	1	0	-	-	-	-	-	-
1996	United States	World Champ.	8	5	3	0	-	-	-	-	-	-
1996-97	Anaheim	NHL	82	36	33	13	85	.439	.518	11	4	7
1997-98	Washington	NHL	82	40	30	12	92	.488	.561	21	12	9
1998	United States	Olympics	4	1	3	0	-	-	-	-	-	-
1998-99	Washington	NHL	82	31	45	6	68	.378	.415	-	-	-
1999-00	Washington	NHL	82	44	26	12	102	.537	.622	5	1	4
2000-01	Washington	NHL	82	41	31	10	96	.500	.585	6	2	4
2001-02	Washington	NHL	82	36	35	11	85	.439	.518	-	-	-
2002-03*	SAN JOSE	NHL	57	19	31	7	51	.333	.447	-	-	-
2003-04	SAN JOSE	NHL	82	43	27	12	104	.524	.634	17	10	7
2004	United States	World Cup	5	2	3	0	-	-	-	-	-	-
2004-05	No Season	-	-	-	-	-	-	-	-	-	-	-
2005-06	SAN JOSE	NHL	82	44	27	11	99	.537	.604	11	6	5
SHARKS TOTALS			221	106	85	30	254	.480	.575	28	16	12
NHL TOTALS			927	418	397	112	968	.451	.522	71	35	36

*Named Head Coach on Dec. 4, 2002

TOP-10 ACTIVE NHL COACHES WITH 500-PLUS GAMES (ENTERING 2006-07)

* coaches ranked by number of games coached *					
RANK	COACH/CURRENT TEAM	GC	WIN	LOSS	O/T
1.	Bryan Murray/Ottawa	1139	565	434	140
2.	Jacques Martin/Florida	934	444	360	130
3.	Ron Wilson/San Jose	927	418	397	112
4.	Jacques Lemaire/Minnesota	885	408	345	132
5.	Marc Crawford/Los Angeles	823	411	301	111
6.	Ken Hitchcock/Philadelphia	749	407	243	99
7.	Joel Quenneville/Colorado	675	350	239	86
8.	Paul Maurice/Toronto	674	268	307	99
9.	Lindy Ruff/Buffalo	656	305	267	84
10.	Barry Trotz/Nashville	574	232	274	68

NOTE: The O/T column includes career ties and overtime/shootout losses, beginning with the 2005-06 season.

Tim Hunter

Assistant Coach

Former Sharks forward Tim Hunter enters his fifth season as assistant coach with San Jose, after having been named to Head Coach Ron Wilson's staff on Dec. 6, 2002.

One of Hunter's primary responsibilities includes working with the team's forwards. Working to create a diversified attack, the Sharks finished the 2005-06 season with four 20-goal scorers, including the National Hockey League's top point and goal scorers in Joe Thornton (League-leading 125 points) and Jonathan Cheechoo (NHL-leading 56 goals). In addition, Thornton and Cheechoo won two honors with Thornton capturing the Hart Memorial Trophy as the NHL's Most Valuable Player and the Art Ross Trophy as the NHL's leading point scorer, and Cheechoo earning the Maurice "Rocket" Richard Trophy as the NHL's top goal scorer.

Previously, he spent five seasons (1997-02) as an assistant coach under Wilson with the Washington Capitals. Hunter, 44, provides an experienced voice in the Sharks locker room and on the bench.

Hunter concluded his 16-year NHL playing career with the Sharks following the 1996-97 season and also played for Calgary, Quebec and Vancouver. He won a Stanley Cup with the Flames in 1989 and appeared in two other Stanley Cup Finals (1986 with Calgary and 1994 with Vancouver). A rugged, physical winger, Hunter registered more than 200 penalty minutes in six different seasons and more than 300 minutes in three consecutive seasons. He still holds the Calgary all-time record with 2,405 career penalty minutes, as well as the team's single-season mark with 375 penalty minutes in 1988-89 and ranks eighth in NHL history with 3,146 minutes. He was a third round selection (54th overall) by the Atlanta Flames in the 1979 NHL Entry Draft.

Hunter, along with Head Coach Ron Wilson and fellow Assistant Coach Rob Zettler, are among the most technologically savvy NHL coaches. The three utilize laptop computers on the bench for replays and a tablet personal computer for real-time statistics. In addition, the staff also uses a SMART Board "digital chalkboard" in the locker room, which has video streaming and telestrator capabilities.

Recently, Hunter has attended several professional development seminars in coaching, communications and computer technology and has helped create and maintain a digital video system that the Sharks coaching staff utilizes on a daily basis during the season.

Hunter, along with Zettler, became the first professional sports coaches to receive certification from the Positive Coaching Alliance, an organization dedicated to using sports as a character-building experience based in Stanford, Calif.



Rob Zettler

Assistant Coach

Following a 14-year National Hockey League playing career that included three seasons in San Jose, former defenseman Rob Zettler enters his fifth year as an assistant coach with the Sharks. One of Zettler's main duties on Head Coach Ron Wilson's staff is working closely with the team's defensemen.

Zettler, along with Head Coach Ron Wilson and fellow Assistant Coach Tim Hunter, are among the most technologically savvy NHL coaches. The three utilize a laptop computer on the bench for replays and a tablet personal computer for real-time statistics. In addition, the staff also uses a SMART Board "digital chalkboard" in the locker room, which has video streaming and telestrator capabilities.

Zettler spent his final three seasons in the Washington Capitals organization, where he played for Wilson and Assistant Coach Tim Hunter. He spent portions of the 1999-00 and 2000-01 seasons with the Portland Pirates, Washington's American Hockey League affiliate, where in addition to his role as a player, Zettler worked with the organization's prospects on the ice and helped prepare them for the rigors of the NHL.

Zettler returned to San Jose in 2002 following his retirement from the NHL as the Sharks radio hockey analyst. In that capacity, he added his experience to home game broadcasts, as well as assisting on "SharkByte," a weekly, 30-minute magazine-style television show devoted to the Sharks on FSN Bay Area. He also helped to create the Sharks Alumni Association, in addition to assisting The Sharks Foundation and the team's Fan Development Department with its programs, clinics and events.

Claimed by San Jose from Minnesota in the 1991 NHL Dispersal Draft, making him an "original" Shark, the steady, stay-at-home defenseman posted 70 points (five goals, 65 assists) and 922 penalty minutes in 569 NHL games with Minnesota (North Stars), San Jose, Philadelphia, Toronto, Nashville and Washington. In a Shark uniform, he posted 19 points (one goal, 18 assists) in 196 games.



The Sault St. Marie, Ontario native, who has made his offseason home in San Jose since 1991, was selected by Minnesota in the third round (55th overall) of the 1986 NHL Entry Draft. Zettler, along with Hunter, recently became the first professional sports coaches to receive certification from the Positive Coaching Alliance, an organization dedicated to using sports as a character-building experience, based in Stanford, Calif.. He also recently created Zettler Pro Hockey Camps, a week-long camp in South Lake Tahoe for youngsters ages 8-11. For more info, visit www.zettlerhockey.com.

Warren Strelow

Goaltending Coach

Warren Strelow is starting his 10th season coaching the goaltenders in the San Jose Sharks organization. Although a kidney transplant operation has forced Strelow to recover at his Minnesota home, he still remains active by watching DVDs and videotapes and consulting via telephone with the goalies and coaching staff.

Known through the hockey world for his expertise and results in training young goaltenders, Strelow's main responsibilities with the organization include working on techniques, reinforcing strengths and improving weaknesses of all goaltenders in the Sharks organization. A critical, yet silent, element of the Sharks success the past several seasons, Strelow's positive influence on the team's netminders is evidenced by the recent career seasons and marked progress posted by several of the team's top goaltenders.

During the season, Strelow splits his time working with goaltenders in San Jose and with the Sharks top development affiliate, the Worcester Sharks of the American Hockey League. In addition, Strelow mentors and tutors Sharks goaltenders in San Jose's development system. Under Strelow's tutelage in 2000-01, four goaltenders in the Sharks system were named to their respective league's All-Star teams (Evgeni Nabokov — NHL, Miikka Kiprusoff — AHL, Terry Friesen — WCHL and Johan Hedberg — IHL). Nabokov also won the Calder Memorial Trophy as the NHL's Rookie of the Year in 2001. Strelow has been named "Goalie Guru" of the year by *ESPN The Magazine* and *The Sporting News* in recent years.

In January 2001, USA Hockey named Strelow as goaltending coach for the 2002 U.S. Olympic Men's Ice Hockey Team at the Olympic Winter Games in Salt Lake City, where the U.S. Team captured the silver medal. Strelow previously coached the United States goaltenders during the 1980 Olympics in Lake Placid, where the squad, coached by the late Hockey Hall of Famer Herb Brooks, pulled off the "Miracle on Ice" victory against the Soviet Union and later won the gold medal against Finland. Jim Craig, who backstopped Team USA to those impressive victories, credited Strelow as one of the main reasons for his success in the tournament. In 2004, Strelow was inducted into the United States Hockey Hall of Fame, along with the 1980 U.S. Olympic Team.

Before joining the Sharks, Strelow spent 10 seasons in the National Hockey League as a full-time goaltending coach. He was hired by the Washington Capitals as the NHL's first full-time goalie coach, where he coached from 1983-89, and the New Jersey Devils from 1990-93. Strelow tutored an impressive list of netminders — including Pete Peeters, Clint Malarchuk, Bob Mason, Don Beaupre, Sean Burke, Chris Terreri, Corey Schwab, NHL All-Star Craig Billington, 2003-04 Vezina Trophy winner Martin Brodeur and ex-Sharks goaltender and 2006 Vezina Trophy winner Miikka Kiprusoff (Calgary Flames), who made a point to acknowledge Strelow in his acceptance of the award.

During a five-year period as an NHL coach, Strelow's goaltenders with the Capitals posted the lowest composite goals-against average in the League, including winning one Jennings Trophy, emblematic of the goaltending tandem with the lowest goals-against average in a season. They also finished second in the League three times. Two of his goaltenders (Al Jensen and Pat Riggan) were named to the NHL All-Star Team and the Capitals won the 1988-89 Patrick Division Championship. Strelow also spent two seasons as a scout for the Capitals.

Before being hired by Washington, Strelow spent eight seasons as a scout: four with Calgary of the World Hockey Association and four with the NHL's Central Scouting Department.

Strelow served as the goaltender coach at the University of Minnesota from 1974-83. During Strelow's eight seasons at Minnesota, the Golden Gophers won three NCAA Division I National Championships and twice finished runner-up.

Strelow's coaching career began as the head varsity football, hockey and baseball coach at Concordia Academy in St. Paul, Minn., followed by two seasons at Breck School as head hockey coach. He then was hired as varsity hockey and baseball coach at Mahtomedi High School, where he also taught social studies and english for 18 years.

For more than 30 years, players of all ages have attended the Strelow Goalie School in Minnesota during the summer, where players work on developing all phases of their game.

In 1996, Strelow was inducted into the Minnesota High School Coaches Hall of Fame. In the spring of 2006, he was inducted into the City of St. Paul Athletic Hall of Fame.



Joe Will

Director of Hockey Operations

Joe Will, 42, begins his second season as director of hockey operations. Will has been a member of the Sharks organization since its inception in July 1990, serving as scouting coordinator and assistant to the general manager before his promotion.

Will works closely with Executive Vice President and General Manager Doug Wilson on all daily departmental functions and his primary responsibilities include contract research and negotiations, scouting operations, fiscal planning and hockey administration.

The Bloomington, Minn. native also works with Director of Scouting Tim Burke in the development and implementation of draft prospect testing, draft table operations and computer scouting analysis. He's an integral part of draft-day strategy that has acquired players such as Scott Hannan and Jonathan Cheechoo. Without his coordinating efforts, the team would not have drafted 2001 Calder Memorial Trophy winner Evgeni Nabokov in 1994. In addition, he developed the Sharks computer scouting program that pioneered the advent of scouting programs used throughout the National Hockey League.

Will also works with the organization's professional scouts and management team in player research for expansion, waivers, free agency and trades. His expert analysis of economic trends in the NHL has led to the acquisition and retention of key veteran players over the years.

Before joining San Jose, Will spent six years in the Minnesota North Stars organization in various capacities.



John Ferguson

Special Consultant to the General Manager

Entering his 11th season with San Jose, John Ferguson provides critical assessment of Sharks players as well as preparing scouting reports on all professional leagues directly for Executive Vice President and General Manager Doug Wilson. "Fergie" begins his fourth season as the team's special consultant to the general manager after serving as the team's senior professional scout the previous six years.

Ferguson is responsible for evaluating talent throughout the Western United States, Canada and Europe, including the American Hockey League and the ECHL, among others, and consults with Wilson on major franchise issues, including personnel decisions, trades and free agent acquisitions. In January 2006, he was honored by the American Hockey League and selected to serve as an honorary team captain for the 2006 Rbk Hockey All-Star Classic.

A National Hockey League veteran of 500 games, all with the Montreal Canadiens, Ferguson played eight seasons in the League from 1963-71 and scored 303 points (145 goals and 158 assists) while racking up 1,214 penalty minutes. His career was highlighted by winning five Stanley Cup Championship rings and he was known as the undisputed top enforcer of his era. In 85 NHL playoff games, Ferguson notched 38 points (20 goals and 18 assists) and posted 260 penalty minutes.

Ferguson, 67, served as director of player personnel for the Ottawa Senators from 1992-95, where he was responsible for the team's scouting functions. During that time, Ottawa drafted future NHL standouts such as Alexei Yashin, Pavol Demitra and Daniel Alfredsson.

After retiring as a player in 1971, Ferguson coached Team Canada to a remarkable victory against the former Soviet Union in the 1972 Summit Series. Following almost three years away from the game, he returned as the general manager and coach of the New York Rangers in 1976 where he served until 1977. Ferguson jumped to the Winnipeg Jets of the World Hockey Association for the 1978-79 campaign and promptly led the club to the WHA's final Avco Cup title as general manager. He guided the Jets from their charter NHL season in 1979-80 through the beginning of the 1988-89 campaign.

In 1982 and 1985, the Vancouver, British Columbia native was named executive of the year by *The Hockey News*. In addition, Ferguson was named executive of the year by *The Sporting News* in 1982, 1985 and 1987. Ferguson is a member of the British Columbia Sports Hall of Fame, the British Columbia Hockey Hall of Fame, the Manitoba Sports Hall of Fame and the Canadian Sports Hall of Fame.

Ferguson's son, John Jr., is vice president and general manager of the Toronto Maple Leafs.



Tim Burke

Director of Scouting

Director of Scouting Tim Burke coordinates and oversees the Sharks efforts in the National Hockey League's annual Entry Draft while working closely with Executive Vice President and General Manager Doug Wilson and his staff. In addition to being the principal decision-maker at the draft table, Burke is also responsible for evaluating amateur talent at every level in all North American and European leagues and supervises all aspects of the club's amateur scouting efforts.

Burke's hard work and keen decision making, coupled with the talents of his competent staff at evaluating players, has produced admired results. Burke's selection process has helped the Sharks create a solid foundation of talented players from which to build the franchise around — including Patrick Marleau (1997), Scott Hannan (1997), Jonathan Cheechoo (1998), Evgeni Nabokov (1994), Vesa Toskala (1995), Milan Michalek (2003), Steve Bernier (2003), Matt Carle (2003), Marcel Goc (2001) and Christian Ehrhoff (2001). These players have played prominent roles recently as the Sharks have made consecutive appearances in the late rounds of the Stanley Cup Playoffs.

The Sharks continue to use the NHL Draft as the main foundation from which to build their team. At the start of the 2005-06 season, the Sharks had the highest percentage of self-drafted players on their roster of any NHL team at 67 percent.

Furthermore, Burke's mastery at the draft table has brought a bevy of top prospects into the Sharks fold are recently making an impact in the NHL. Of the four conference finalists from 2003-04 (San Jose, Tampa Bay, Calgary and Philadelphia), only the Sharks roster was primarily built through the NHL Entry Draft with 14 players selected via the NHL Entry Draft (Calgary and Philadelphia [six] and Tampa Bay [five]).

A member of the Sharks scouting department since the 1992-93 campaign, Burke was promoted to his current position on June 4, 1996. Before his promotion, Burke served as director of professional scouting from 1992-96 and evaluated talent throughout all North American professional leagues and assisted with amateur scouting.

From 1987-92, he spent five seasons in the New Jersey Devils organization, serving in several capacities, including as a Devils assistant coach, head coach for the American Hockey League's Utica Devils and as a pro scout. Burke was also an assistant coach at Princeton University in 1985.

Burke played five professional seasons after being drafted by the Montreal Canadiens in the sixth round of the 1975 NHL Entry Draft (three years in Montreal's system, one in Finland and one in New Jersey's system) after graduating from the University of New Hampshire in 1977. A four-year letterman in both hockey and baseball, Burke was named to the NCAA's All-America hockey team after his senior campaign.



FRONT OFFICE

Sean Coady

Director of Professional Scouting

Sean Coady enters his first season with the Sharks as director of professional scouting.

Coady spent the previous five seasons (2001-06) as director of pro scouting and player personnel for the Boston Bruins, where he was responsible for monitoring the progress of prospects and minor league players drafted by the team. He also provided input on potential player movements regarding players in the National Hockey League and other minor professional leagues.

Previously, the native of Scituate, Mass. spent 12 seasons with the Winnipeg Jets/Phoenix Coyotes, spending six seasons as director of player personnel and six as a professional scout.

Coady played four seasons of college hockey for the University of New Hampshire, where he was alternate captain on the Wildcats 1979 ECAC Championship team. He also played three seasons of professional hockey with Binghamton (AHL) and Saginaw (IHL) with the Hartford Whalers (now Carolina Hurricanes) organization.

Coady served as an assistant coach for Princeton University (1984-85) and New Hampshire (1985-88) as well as the U.S. National Team at the 1995 World Championships.



SHARKS SCOUTING STAFF

Gilles Cote**Scout**

Returned to the scouting Sharks staff for the 2002-03 season and concentrates scouting efforts in junior leagues in Quebec...previously served as a scout for the Sharks from 1997-99...served as director of player personnel for Acadie-Bathurst (QMJHL) from 2001-02...was general manager and a member of the ownership group for Chicoutimi (QMJHL) from 1999-00...spent 1996-97 season as general manager for Drummondville (QMJHL)...scouted the Quebec area for the Washington Capitals for 11 seasons (1985-96)...vice president of the Quebec Ice Hockey Federation from 1982-85...served on coaching staff of Midget "AAA" champions of Montreal-Laval and the Laurentian regions...general manager of the Midget "AA" elite in the Laval region from 1982-84...a former president of the Laval Est Sports Association for 17 years...was a founding director of the Montreal Minor Hockey League...organized and coordinated the first World Championship for under 17-year olds...brought home the Bantam championship for the city of Montreal in 1967.

**Pelle Eklund****Scout**

Enters his first season as a scout for the Sharks...will primarily scout players in Europe, with an emphasis on Sweden and Finland...played nine seasons in the NHL, primarily with Philadelphia, and accumulated 455 points (120 goals, 355 assists) in 594 games...also played with Leksands IF of the Swedish Elite League from 1994-99...served as a scout for the Phoenix Coyotes from 1999-03.

**Pat Funk****Scout**

Responsible for scouting all of Western Canada, U.S. juniors, U.S. colleges and high schools...scouting experience with Sharks since inception in 1991-1992...also scouted for NY Rangers and Minnesota North Stars from 1982-1991...served as a coach at the high school and college level in Minnesota for 21 years, where he also taught Physical Education and Health in the St. Paul Public School system...received his bachelor's degree from University of St. Thomas, in addition to performing graduate work at University of St. Thomas and Minnesota State University-Mankato...resides in Minnesota with wife Candace...their two sons, Matt and John, and daughter, Liz, are all coaching at the high school level.

**Jack Gardiner****Scout**

Joined Sharks in 2004 and is entering his 26th year as a professional National Hockey League scout...focuses his efforts in the eastern U.S....worked as a scout for the St. Louis Blues from 2000-03...spent 19 years with the Toronto Maple Leafs...responsibilities included ranking and rating amateur prospects and covering all summer camps, high school and college tournaments...worked at the Central Scouting Bureau, where he ranked and rated all amateur players for draft and reported directly to NHL Senior Vice President of Hockey Operations Jim Gregory...was a professional football scout...received advanced graduate degree from Boston State College and a master of science degree from Boston's Suffolk University.



Rob Grillo

Scout

Primarily scouts amateur players at the U.S. college and junior levels in Midwestern United States, as well as the Ontario Hockey League (OHL)...was a member of the Hobey Baker Award selection committee from 1999-01...before joining the Sharks, he spent 1990-92 as head coach and general manager of the Waterloo Blackhawks of the United States Hockey League and was named Co-General Manager of the Year in 1992...scouted part time for the Minnesota North Stars during 1989-90...was an assistant coach at the high school level in Minnesota from 1988-90...a Minnesota native, he grew up playing hockey in his home state and played college hockey at Augsburg College in Minneapolis where he was a member of their 1981 National Championship team and their 1984 NCAA Final Four team...after a brief stint in minor professional hockey, decided to turn his focus and attention to coaching and scouting...joined the Sharks in August 1992.



FRONT OFFICE

Karel Masopust

Scout

Former defenseman with the Czechoslovakian National Team...a member of the silver medal-winning Czechoslovakian team at the 1968 Olympics...joined Sharks in 1993...scouts all European leagues with an emphasis in the Czech Republic and Slovakia.



Cap Raeder

Scout

Veteran World Hockey Association player and National Hockey League coach entering his 10th year with the Sharks, his ninth as a professional scout...spent the 2000-01 season as an assistant coach...served as head coach for the Sharks 3-2 overtime victory on Dec. 3, 2002 at Phoenix prior to the hiring of Ron Wilson...primarily concentrates on scouting the NHL and the American Hockey League for San Jose, in addition to monitoring other professional leagues...spent two seasons (1995-97) as Steve Kasper's top assistant with the Boston Bruins...prior to joining the Bruins, Raeder was an assistant coach for seven seasons (1988-95) with the Los Angeles Kings, including serving behind the bench under Barry Melrose for the Kings team that went to the 1993 Stanley Cup Finals...Needham, Mass. native served as head coach at Clarkson University in New York for four seasons (1984-88), where he compiled a 50-30-6 record with the Golden Knights, reaching the East Coast Athletic Conference Championship Game in 1986 and 1988...was an assistant coach at Clarkson for two years before becoming head coach...collegiate coaching career began as an assistant at the University of New Hampshire in 1980 where he worked for two seasons...while coaching at UNH, Raeder completed his undergraduate degree in communications...a goaltender during his playing career, he played two seasons (1975-76 and 1976-77) with the New England Whalers of the World Hockey Association where he finished with a 12-11-1 record...also represented Team USA at the 1976 Canada Cup...earned All-America goaltender honors at the University of New Hampshire...provides color commentary work on college games for FSN New England's coverage of Hockey East.



Graeme Townshend

Scout

Enters his second season as a scout for the Sharks...the 41-year-old Townshend appeared in 45 NHL games (scoring three goals and seven assists), making his debut with the Boston Bruins in 1989-90...was signed by Boston as a free agent before the 1989-90 season after playing four years at RPI, playing in 22 games for the Bruins (scoring two goals) before playing nine games with the New York Islanders from 1991-93...last played in the NHL for the Ottawa Senators in 1993-94...from 1999-2001, he was the head coach of the Central Hockey League's Macon Whoopee...led the Whoopee to a 34-26-0-10 record and the play-offs in his first season...was also head coach of Greensboro (ECHL) in 2001-02...a former right wing, also played in the American and International Hockey Leagues and the Western Professional Hockey League...was named the IHL's "Man of the Year" after scoring 21 goals in 63 games for the Houston Aeros in 1995-96.



Arthur Ting, M.D.

Team Physician

Heading up the Sharks medical staff for the 16th consecutive season is Arthur Ting, M.D., an experienced and established figure in Bay Area sports medicine. The San Francisco native directs a talented staff of medical specialists devoted to the treatment and prevention of the Sharks organization's sports-related injuries.

Ting is currently a practicing orthopedic surgeon at the Fremont Sports Therapy and Surgery Center, which is responsible for the medical treatment of many Bay Area professional sports organizations, including the Oakland Raiders.

In addition to his work with the Sharks, Ting is the head physician for all of the major professional sports organizations at HP Pavilion at San Jose, including the National Lacrosse League's San Jose Stealth and the 2004 Arena Football League Champion San Jose SaberCats. He's also the chief medical officer for the U.S. Moto GP and Laguna Seca, Chief Physician for the East/ West Shrine Game and serves as a consultant to Yamaha Motor Sports.

His extensive work with Bay Area amateur athletes includes being team physician for Menlo College, Cañada Community College and numerous high schools throughout the Bay Area.

He was the head physician for the U.S. Track & Field squad at the 1990 Goodwill Games in Seattle, the 1993 Pan Am Games and a 1994 dual meet against Great Britain. He was a member of the medical staff at the 1984 Summer Olympics in Los Angeles and at the U.S. Olympic Trials in 1988 and 1992.

Ting received his medical degree from St. Louis University, completing an orthopedic residency at the University of Southern California Medical Center in Los Angeles. He completed a fellowship in sports medicine at the Kerlan-Jobe Orthopedic Clinic in Inglewood, Calif.



Ray Tufts

Head Athletic Trainer, A.T.C.

In his 11th season with the San Jose Sharks as head athletic trainer is Ray Tufts, who provides Sharks players with both long-term medical care for serious injuries needing rehabilitation as well as maintaining the Sharks day-to-day medical needs both on the road and at home. In addition, he serves as the liaison between the hockey department and the organization's team of highly-respected medical specialists.

Tufts headed the training staff for the 1997 National Hockey League Western Conference All-Star and the Heroes of Hockey teams during the 1997 NHL All-Star Weekend in San Jose.

Before joining the Sharks, Tufts, 42, was an athletic trainer for 10 years with the San Francisco 49ers. During his tenure with the 49ers, he was a part of three Super Bowl Championships in 1988, 1989 and 1994, serving as assistant trainer from 1991-96 and as a training staff assistant from 1987-90.

With San Francisco, Tufts was heavily involved with both the day-to-day preventive care for the team and post-injury rehabilitation. He was instrumental in the quick recoveries of several 49ers players from very severe injuries, including current Blue Line Associates committee member Brent Jones, offensive tackle Harris Barton and the extensive rehabilitation of Pro Football Hall of Fame quarterback Joe Montana between 1988-91.

A native of the San Jose area, Tufts graduated from Cal State-Sacramento in 1987 as a physical education major with an emphasis in athletic training. He received his National Athletic Trainers Association (NATA) certification in 1987 and is an active member of the NATA District VIII Association, California Athletic Trainers Association (CATA) and is currently the president of the Professional Hockey Athletic Trainers' Society (PHATS).

Tufts and his wife, Michelle, run a successful rehabilitation clinic in the San Jose suburb of Los Gatos.



Wes Howard

Assistant Athletic Trainer and Massage Therapist, A.T.C. CMT

Wes Howard, a native of Fremont, enters his ninth season as the Sharks assistant athletic trainer and massage therapist.

Howard, 37, shares duties handling the athletes rehabilitation assignments with Head Trainer Ray Tufts. He also handles the massage needs for the hockey club.

In addition to his work with the Sharks, Howard was the Arena Football League's San Jose SaberCats assistant trainer/equipment manager from 1995-00 and served as their assistant athletic trainer during the 2002 Arena Bowl Championship season. During the hockey work stoppage in 2004-05, he returned to the SaberCats as their assistant athletic trainer.



Previously, he was the assistant head athletic trainer at Menlo College from 1997-98 and head athletic trainer and equipment manager for the Fresno Falcons of the ECHL from 1995-97.

Howard earned a bachelor's degree in kinesiology from San Jose State University and is certified by both the (NATA) National Athletic Trainer's Association and (NCSF) National Council of Strength and Fitness. He resides in San Jose with his wife Diana, daughter Rebecca and son Aaron.

Mike Potenza

Strength and Conditioning Coordinator

Mike Potenza begins his first year as the Sharks strength and conditioning coordinator. He's responsible for the team's overall strength and conditioning programs, including the creation of individualized postseason workout programs and assistance in the rehabilitation efforts for all injured players.

Potenza joins the Sharks after serving as the strength and conditioning coach for the 2006 NCAA Champion University of Wisconsin men's and women's hockey teams. One of his Badger players was current Sharks prospect Joe Pavelski. Potenza also had responsibilities with the wrestling and softball programs.

A 2000 Springfield College graduate, Potenza earned his bachelor of science degree in applied exercise science. After graduation until 2002, the Providence, R.I., native served as a graduate assistant at Boston University while earning his master's degree in human movement science.

Potenza completed an assortment of strength and conditioning coaching and internship experiences before going to Wisconsin. At the University of Miami (Fla.), he served as a weight training, speed and post-workout coach for the nationally-ranked Hurricanes football team. While earning his master's degree, Potenza instructed professional, amateur and collegiate athletes for Mike Boyle Strength and Conditioning in various weight training, conditioning, agility, plyometric, stretching and rehabilitation programs.

Since graduating from Springfield, Potenza has held notable positions at Harvard and Colgate Universities. He assisted and supervised all phases of strength training programs for all intercollegiate programs at Harvard and held primary coaching responsibilities with football, men's and women's hockey, men's and women's basketball, lacrosse and field hockey for both universities.



Mike Aldrich

Equipment Manager

Mike Aldrich enters his 11th season as equipment manager for the San Jose Sharks. In his 14th season with the organization, Aldrich served in the same capacity for the International Hockey League's Kansas City Blades for the three seasons (1993-95) that Blades were the Sharks top development affiliate.

Aldrich was named to the training staff for Team USA for the 2005 World Championship and the 2004 World Cup of Hockey. In the summer of 2003, he served as the head equipment manager for Team USA at the World Championships in Finland.

Besides overseeing the entire operations of the equipment staff, Aldrich handles the intricate requests of all Sharks players with regards to equipment, skate sharpening needs and handles all purchasing orders, inventory control and distribution for all equipment throughout the season.

Aldrich, 42, handled all the equipment needs during the 1997 National Hockey League All-Star Game for the Western Conference team as well as the Heroes of Hockey teams.

Before joining Kansas City, Aldrich worked at Michigan Tech University as the school's equipment manager and athletic purchasing agent from 1989-93.

During the 1995-96 season, Aldrich was selected as the Western Conference's equipment manager for the IHL All-Star Game in Houston. He's an active member of the Society of Professional Hockey Equipment Managers (SPHEM). He's also a member of the Athletic Equipment Managers Association.

Mike and his wife Susie enjoy their summers water skiing in Michigan's Upper Peninsula. They have two sons, Brad and Jason. Brad is the video coordinator for the University of Notre Dame's men's hockey team. Jason is a junior at Finlandia University in Hancock, Mich. and is a member of the university's men's hockey team.



Kurt Harvey

Assistant Equipment Manager

Kurt Harvey enters his 11th season as the Sharks assistant equipment manager. The 37-year-old native of Northampton, Mass. came to the Sharks after spending three seasons as the head trainer for the Atlanta Knights of the International Hockey League (1993-95).

Harvey's responsibilities in San Jose include equipment maintenance and restoration, as well as assisting Equipment Manager Mike Aldrich with all other facets regarding team equipment for all home and road games. He worked his 1000th game on March 4, 2006.

He also worked in conjunction with Aldrich to provide all equipment needs and services to the Western Conference All-Stars and the Heroes of Hockey during the 1997 National Hockey League All-Star Weekend in San Jose.

Harvey was head trainer for the Knights 1993-94 Turner Cup Championship team and served as assistant trainer for one season before being promoted. With the Knights, Harvey was selected to work with the equipment staff for the Western Conference at the 1994 IHL All-Star Game in Ft. Wayne, Ind. He assisted the equipment staff of the Capital District Islanders of the American Hockey League for two years before moving to Atlanta.

Harvey and his wife, Darci, were married on June 30, 2006.



Roy Sneesby

Equipment Assistant & Equipment Transportation

Roy Sneesby enters his sixth season as equipment assistant and equipment transportation.

Sneesby splits his duties between assisting the Sharks equipment staff on day-to-day equipment and locker room maintenance in addition to coordinating the efficient arrival and departure of both the Sharks and visiting team's equipment and supplies.

From 1998-01, Sneesby served as the visiting locker room attendant for HP Pavilion at San Jose. In addition, Sneesby served on the equipment staff for Team USA during the 1998 Winter Olympic Games and attended the 2006 Winter Olympics in Turin, working for Easton Sports.

Sneesby, who received his bachelor's degree from San Jose State University, was born in Redwood City, Calif. and was raised in Winnipeg, Manitoba.





**2006-07
PLAYERS**

Mark Bell

SHOOTS: Left **6-foot-4, 220 pounds**

BORN: 8/5/80 in St. Paul's, Ontario

HOMETOWN: St. Paul's, Ontario

Acquired by San Jose from Chicago in exchange for Tom Preissing and Josh Hennessy on July 10, 2006.

7

LEFT WING/CENTER



PLAYERS

2005-06: Set career highs in goals (25), points (48), power play goals (11) and shots (227)...Appeared in all 82 regular season games for the third consecutive season...Led Chicago in power play goals, power play points (11-10=21) and shots...Second on the team in goals and points, third in penalty minutes (107) and fourth in assists (23)...Recorded a pair of assists vs. San Jose on March 26...Played in his 300th NHL game on Jan. 11 vs. Philadelphia...Scored Chicago's first goal of 2005-06 on Oct. 5 vs. Anaheim.

CAREER 2004-05: Appeared in 25 games for Trondheim IK (NOR) and totaled 27 points (10-17=27) and 87 penalty minutes...Played in 11 play-off games, tallying 12 points (6-6=12) and 44 penalty minutes...**2003-04:** Ranked third on the team in scoring (45 points) and assists (24)...T-3rd in goals (with Kyle Calder) with 21...One of four Blackhawks (along with Tyler Arnason, Travis Moen and Tuomo Ruutu) to play in all 82 games...Scored 20 goals for the first time on March 17 vs. Carolina...Played in his 200th NHL game on Nov. 29 at Los Angeles...Scored a pair of goals on Jan. 11 vs. Colorado to tie his career-high for most goals in a game...Was fifth on the team in power play points with 11 (2-9=11) and third in shots with 202...**2002-03:** One of four Blackhawks to play in all 82 games...Third on the team in short-handed goals (two) and face-off percentage (52.5)...Second on the team in penalty minutes (113)...Played in his 100th NHL game on Oct. 27 vs. San Jose...Scored his first career shorthanded goal on Jan. 15 vs. Detroit...Scored two goals at Philadelphia on Feb. 27, setting a new career high for most goals in a game...Had a season high and career high 6-game point scoring streak (3-3=6) on Feb. 6-15...**2001-02:** Among NHL rookies: goals (seventh), assists (T-9th), points (T-8th) and hits (second)...Recorded his first NHL goal vs. Colorado (Patrick Roy) on Oct. 21...Recorded his first multi-point game (1-1=2) vs. Calgary on Oct. 23...Recorded a career high four-point game (1-3=4) and a plus-4 rating vs. Los Angeles on Oct. 30...Posted new career high with 20 PIM at Philadelphia on Feb. 26...**Playoffs:** Made his NHL playoff debut recording two PIM in Game One of the WCQF at St. Louis on April 18...**2000-01:** Split the season between Chicago and Norfolk (AHL) in his first professional season...Tied for fourth on the Admirals in points and was fifth in goals...In nine AHL play-off games, he posted eight points (5-3=8) and 10 PIM...Made his NHL debut at Atlanta on Dec. 13...Picked up his first career assist/point vs. Phoenix on Dec. 27...Played in 13 games with the Blackhawks recording one assist and four PIM...**1999-00:** Concluded four seasons with the Ottawa 67s (OHL)...Junior career included 212 games, 207 points (105-102=207) and 291 PIM...Ranked second on Ottawa in scoring (34-38=72), second in assists and third in goals while only appearing in 48 games...Was named OHL Player of the Month in October (17-13=30 in 14 games) as well as being named OHL Player of the Week for the week ending Oct. 31 (3-4=7 in two games)...Won a Bronze Medal with Team Canada at the World Junior Championships in 2000...Missed a portion of February and March after suffering two concussions...Played in two playoff games with the 67s, notching one assist...**1998-99:** Member of the Memorial Cup Champion Ottawa 67s...Third on the team in goals...His six postseason goals tied for the team lead while his 11 playoff points were second...**1997-98:** Led the 67s in goals (34), while ranking fourth in points (60)...In 13 playoff games, he recorded 11 points (6-5=11) and 14 PIM...His six goals tied for third on the team...**1996-97:** Recorded

NHL Career Highlights

First NHL game — Dec. 13, 2000 at Atlanta

First NHL goal — Oct. 21, 2001 vs. Colorado (Patrick Roy)

First NHL assist — Dec. 27, 2000 vs. Phoenix

Most points, game — 4, Oct. 30, 2001 vs. Los Angeles

Most goals, game — 2, 4 times, most recent, Nov. 18, 2005 at Calgary

Most assists, game — 3, Oct. 30, 2001 vs. Los Angeles

Most consecutive games, point — 8, Nov. 13 thru Dec. 2, 2005

Most consecutive games, goal — 6, Nov. 13-27, 2005

Most consecutive games, assist — 4, Oct. 23-30, 2001

Most consecutive games played — *256, March 27, 2002 thru April 18, 2006 (*streak intact entering 2006-07)

CAREER VS. NHL

	GP	G	A	PTS	PIM
ANA	16	3	1	4	26
ATL	5	1	2	3	22
BOS	5	0	2	2	0
BUF	4	0	0	0	2
CGY	16	5	5	10	29
CAR	5	1	1	2	4
CHI	-	-	-	-	-
COL	17	3	1	4	22
CBJ	24	5	6	11	52
DAL	17	4	1	5	8
DET	25	3	7	10	16
EDM	17	5	6	11	15
FLA	6	1	0	1	4
LA	16	4	8	12	18
MIN	16	3	4	7	25
MTL	4	0	2	2	2
NSH	25	7	6	13	34
NJ	5	0	0	0	4
NYI	5	1	0	1	13
NYR	4	1	0	1	4
OTT	4	1	0	1	6
PHI	7	2	0	2	32
PHO	17	2	6	8	31
PIT	6	0	3	3	2
SJ	16	3	5	8	22
STL	23	6	6	12	29
TB	7	2	1	3	4
TOR	4	2	2	4	4
VAN	18	7	4	11	22
WAS	5	0	0	0	2
TOTAL	339	72	76	151	454



PLAYERS

20 points (8-12=20) and 40 PIM in 65 games in his first year of major junior hockey with the Ottawa 67s...In 24 playoff games, had 11 points (4-7=11) and 13 PIM.

PERSONAL: Single...has an English bulldog named Berkeley, who stays with his parents in Canada during the season...favorites: Pearl Jam, Oasis and The Tragically Hip (musicians); "The Big Lebowski" (movie); "Seinfeld" (television show); Will Ferrell (actor); Sandra Bullock (actress); St. Paul's, Ontario (located 90 minutes from Toronto — vacation spot); sushi (food)...Wayne Gretzky is his hockey idol...known as "Beller" or "Bellzy"...likes to listen to music, read and be with friends away from the ice...if he wasn't in hockey, he'd be a teacher and work with developing children...over the summer, saw World Cup games in Germany...pet peeve is arrogance...memorable NHL moment is his first goal scored off future Hockey Hall of Famer Patrick Roy...would like to have met Jim Morrison of The Doors ("He's interesting. There's much more to him. He died before his time.")...best part about growing up in his hometown: laid back...involved with the Make-A-Wish Foundation...calls himself easy going, determined and dedicated.

CAREER STATISTICS

PLAYOFFS

Season	Club	League	GP	G	A	PTS	PIM	GP	G	A	PTS	PIM
1996-97	Ottawa	OHL	65	8	12	20	40	24	4	7	11	13
1997-98	Ottawa	OHL	55	34	26	60	87	13	6	5	11	14
1998-99	Ottawa	OHL	44	29	26	55	69	9	6	5	11	8
1999-00	Ottawa	OHL	48	34	38	72	95	2	0	1	1	0
2000-01	Norfolk	AHL	61	15	27	42	126	9	4	3	7	10
	Chicago	NHL	13	0	1	1	4	--	--	--	--	--
2001-02	Chicago	NHL	80	12	16	28	124	5	0	0	0	8
2002-03	Chicago	NHL	82	14	15	29	113	--	--	--	--	--
2003-04	Chicago	NHL	82	21	24	45	106	--	--	--	--	--
2005-06	Chicago	NHL	82	25	23	48	107	--	--	--	--	--
NHL Totals			339	72	79	151	454	5	0	0	0	8

Selected by Chicago in the first round (eighth overall) of the 1998 NHL Entry Draft. Acquired by San Jose from Chicago in exchange for Tom Preissing and Josh Hennessy on July 11, 2006.

Steve Bernier

(BUHRN-yay)

SHOOTS: Right 6-foot-2, 235 pounds

BORN: 3/31/85 in Quebec City, Quebec

HOMETOWN: Quebec City, Quebec

Selected by San José in the 2003 NHL Entry Draft (1st round, 16th overall)

26

RIGHT WING



PLAYERS

2005-06: Finished second among team rookies in points and goals (14-13=27)...18.7 percent shooting percentage led all Sharks with 30-plus games played... Recorded 21 points (13-8=21) in the last 23 games of the regular season... Earned first career fighting major against Nashville's Brendan Witt on March 11 in San Jose... Recorded his first career multi-point game (2-1=3) against Edmonton on March 9...Recalled from Cleveland (AHL) on Feb. 26...Reassigned to Cleveland on Feb. 13... Registered first career NHL assist on Feb. 2 against Minnesota...Posted 43 points (20-23=43) in 49 games with Cleveland...Reassigned to Cleveland on Nov. 20... Scored his first career NHL goal/point against Dallas on Nov. 12... Recalled from Cleveland on Nov. 4 and made his NHL debut at Anaheim on Nov. 4...**Playoffs:** Registered one assist in three consecutive games (0-3=3) from May 7-10...Among NHL rookies, was T-6th in points (1-5=6), T-3rd in assists and T-2nd in plus/minus (plus-4)...Registered two primary assists (0-2=2), including on Marleau's game-winner, in Game Four of the WCQF vs. Nashville on April 27...Registered his first career playoff point with the game-winning goal in Game Three of the WCQF vs. Nashville on April 25.

NHL Career Highlights

First NHL game — Nov. 4, 2005 at Anaheim

First NHL goal — Nov. 12, 2005 at Dallas (Marty Turco)

First NHL assist — Feb. 2, 2006 vs. Minnesota

Most points, game — 3, March 9 vs. Edmonton

Most goals, game — 2, 3 times, most recent, March 21, 2006 at St. Louis

Most assists, game — 2, March 19, 2006 vs. Colorado

Most consecutive games, point — 5, March 26, 2006 at Chicago thru April 3, 2006 at Dallas

Most consecutive games, goal — 3, March 26, 2006 at Chicago thru March 30, 2006 vs. Phoenix

Most consecutive games, assist — 3, 2 times, most recent, March 30, 2006 vs. Phoenix thru April 3, 2006 at Dallas

Most consecutive games played — 34, Jan. 30, 2006 at Dallas - present

Best plus/minus — +2, 2 times, most recent, March 21, 2006 vs. St. Louis

CAREER 2004-05: Invited to 2004 Canada's National Junior Team Development Camp...Led team and finished regular season ranked 23rd in CHL in points (71)...Also tops on team in goals, assists, points, game-winning goals and power play goals...Named QMJHL Offensive Player of the Week and Canadian Hockey League Player of the Week for period ending Oct. 31...Posted four goals and seven points in three games...Had four points (3-1=4), including a hat trick on Oct. 31...Named to Team QMJHL in the ADT Canada-Russia Challenge...Had four assists on Jan. 6 vs. Gatineau...Scored 12 points in eight games from Dec. 29-Jan. 16...Also had 4-game point (3-2=5) streak from Feb. 1-6...In four games from Feb. 19-25, recorded eight points (5-3=8)...Playoffs: Led team with 11 points (4-7=11) in first round elimination of Drummondville...Led team in second round with eight points (2-6=8) in six games...T-1st in goals and first in assists and PIM (14)...Overall, first on team in goals, assists, points and PIM...Among top-5 QMJHL postseason scorers...**2003-04:** Finished T-12th in QMJHL scoring with 82 points, 10th in goals (36), 17th in assists (46) and fifth in plus/minus (plus-39)... Named QMJHL Second Team All-Star...Led team in goals and was second in scoring and assists...Scored four goals (five points) on Nov. 14 vs. Chicoutimi, tied 2003-04 season mark for most goals in a QMJHL game (second time)...Notched a 15-game point streak from Nov. 28-Jan. 11 (9-12=21) and a 9-game point streak from Jan. 18-Feb. 7 (6-7=13)... Ranked in the top-10 of the QMJHL-CHL Prospects Hockey inaugural "Top 35" poll... Participated in the final selection process for Team Canada's National Jr. Team...Posted a career-high four goals and an assist on Nov. 14 vs. Chicoutimi — tied for the most goals and points in one QMJHL game in 2003-04...**Playoffs:** T-6th in QMJHL in scoring (17 points), T-7th in goals (10), T-11th in assists (17) and T-2nd in GWG (two)... First on team in points, T-2nd in goals, T-1st in assists and T-2nd in GWG (two)...Scored hat trick on March 23 vs. Baie-Comeau Drakkar... Scored game-winning, OT goal on

CAREER VS. NHL

	GP	G	A	PTS	PIM
ANA	5	2	0	2	2
ATL	-	-	-	-	-
BOS	-	-	-	-	-
BUF	-	-	-	-	-
CGY	2	0	0	0	2
CAR✓	-	-	-	-	-
CHI	2	1	1	2	0
COL	3	0	2	2	0
CBJ	1	1	0	1	0
DAL	6	2	3	5	2
DET	2	0	0	0	2
EDM	2	2	2	4	0
FLA	-	-	-	-	-
LA	3	1	0	1	6
MIN	3	0	1	1	0
MTL	-	-	-	-	-
NSH	1	0	0	0	19
NJ	-	-	-	-	-
NYI	-	-	-	-	-
NYR	-	-	-	-	-
OTT	-	-	-	-	-
PHI	-	-	-	-	-
PHO	4	1	3	4	0
PIT	-	-	-	-	-
SJ	-	-	-	-	-
STL	2	4	0	4	2
TB	-	-	-	-	-
TOR	-	-	-	-	-
VAN	3	0	1	1	0
WAS	-	-	-	-	-
TOTAL	39	14	13	27	35



PLAYERS

March 20 vs. Baie-Comeau Drakkar...**Other:** Selected by Hockey Canada to attend the National Junior Team Development Camp from Aug. 12-19, 2004...**2002-03:** Led team in goals (49) and points (49-52=101, T-9th in league) and second in assists (52)...Named to CHL's Second All-Star Team, marking the first time a Moncton player was named to a CHL All-Star Team... Captured gold medal with Team Canada at the World Under-18 Championships in Russia and ranked second on the team in goals (four) and points (4-4=8) in seven tournament games...**2001-02:** T-1st on team in goals (31), third in points (31-28=59) and fourth in assists in 66 games during rookie QMJHL season... **Other:** Was a member of the 2003 World Championship Under-18 Team.

PERSONAL: Single, but has a girlfriend (Ann-Sophie)...favorites: The Fray (musicians/band); "Happy Gilmore" (movie); "Friends" (television show); Vince Vaughn (actor); Aldo's, Original Joe's and Blowfish Sushi to Die For (San Jose area restaurants); Florida (vacation spot); steak (food); anything hockey (web site)...likes to kick a soccer ball with teammates before each game...summer activities included taking trips to Florida and Maine, trained for the season and bought a condo in Quebec City...likes to play golf away from the ice...if he wasn't in hockey, he'd be involved with computers...Mario Lemieux is his hockey idol...pet peeve is all of the fighting in the world...best part about growing up in Quebec City: being able to play hockey outside...would like to meet Lance Armstrong ("I've read his book. He's an unbelievable guy")...**"Bear"** calls himself gentle, helpful and a good friend...memorable NHL/Sharks moment: his first goal...three wishes: good health, happiness and winning the Stanley Cup.

CAREER STATISTICS

PLAYOFFS

Season	Club	League	GP	G	A	PTS	PIM	GP	G	A	PTS	PIM
2001-02	Moncton	QMJHL	66	31	28	59	51	-	-	-	-	-
2002-03	Moncton	QMJHL	71	49	52	101	90	2	1	0	1	2
2003-04	Moncton	QMJHL	66	36	46	82	80	20	7	10	17	17
2004-05	Moncton	QMJHL	68	35	36	71	114	12	6	13	19	22
2005-06	San Jose	NHL	39	14	13	27	35	11	1	5	6	8
	Cleveland	AHL	49	20	23	43	33	-	-	-	-	-
	Sharks/NHL Totals		39	14	13	27	35	11	1	5	6	8

Selected by San Jose in the 2003 NHL Entry Draft (1st round, 16th overall).

Curtis Brown

SHOOTS: Left **6-foot, 195 pounds**
BORN: 2/12/76 in Unity, Saskatchewan
HOMETOWN: San Jose, California

Signed by San Jose as a free agent on July 3, 2006.

37

CENTER



PLAYERS

2005-06: Returns to the Sharks in 2006-07 after spending the end of the season and playoffs in Teal during the 2003-04 campaign...With Chicago, scored a goal and was a plus-2 at Colorado on April 3...Scored a goal vs. Phoenix on March 19...Scored a shorthanded goal and added an assist at Detroit on March 11...Scored Chicago's lone goal vs. Colorado on March 9...Had an assist in a 3-1 win at Columbus on March 7...Recorded an assist and was a plus-1 vs. Calgary on Jan. 29, the same night he played his 600th NHL game...Recorded an assist in a 6-3 win over San Jose on Oct. 7...Made his Blackhawks debut on Oct. 5 vs. Anaheim and picked up a goal and an assist.

CAREER 2004-05: Appeared in 47 games for San Diego (ECHL), scoring nine goals and 29 assists (38 points) while posting a plus-5...**2003-04:** Began season in Buffalo...Ranked second on the Sabres in face-off percentage (52 percent)...Appeared in his 500th NHL game at Chicago on Dec. 3...In 68 games with the Sabres, scored two power play goals, had a shorthanded goal and two game-winning goals...Traded to San Jose on March 9 and made his Sharks debut on March 11 vs. New York Islanders...Scored his first two goals with San Jose on March 18 in a 5-3 win at Los Angeles...**Playoffs:** Had 2 assists in 17 games...**2002-03:** Led Buffalo with career-best four shorthanded goals...One of three Sabres to record a hat trick by scoring three consecutive goals (natural hat trick) in 4-0 win vs. Anaheim on Dec. 12...Had career-long, seven-game point streak (4-4-8) from Feb. 24-March 8...Scored game-winning/power-play goal and an empty-net goal in 4-2 win vs. Toronto on March 6...His second goal was 100th Sabre/NHL goal...**2001-02:** Appeared in all 82 games...Picked up his 100th NHL assist on Miroslav Satan's SH/GW goal in 2-1 win vs. Philadelphia on Oct. 10...**2000-01:** Led team with plus-15 plus/minus rating...Recorded five multi-point games...Played 300th NHL/Sabre game at Philadelphia on March 1...**Playoffs:** T-1st in NHL with two SHG...Scored first career playoff OT goal in 4-3 (OT) win vs. Philadelphia in Game Four of ECQF on April 17, his fourth career playoff game-winner...Scored SHG in 5-2 win in Game Four of ECSF at Pittsburgh on May 2...Scored SH goal for second consecutive game in 3-2 (OT) win in Game Five of ECSF vs. Pittsburgh on May 5...**1999-00:** Established career highs in goals (22) and points (51)...Won Punch Imlach Award for dedication and leadership to the organization...Selected as the NHL's mid-season best defensive forward by *The Hockey News* on Jan. 21 and *Sports Illustrated* on Feb. 8...Played in 200th NHL game at Toronto on Dec. 6...Tallied 100th NHL point with goal in 2-2 tie at N.Y. Islanders on Dec. 18...Set career-high with four assists in 8-1 win vs. Toronto on Jan. 1...**1998-99:** Set career high in assists (31)...Named by Buffalo chapter of PHWA as Sabres nominee for Bill Masterton Memorial Trophy...Tied for League lead with three GTGs...Played in 100th Sabres/NHL game in 4-3 win at Montreal on Oct. 17...**Playoffs:** T-1st on Buffalo with seven goals...Scored PP goal 37 seconds into Game Five at Boston in Game Five of ECSF on May 16, marking Sabres fastest goal from opening faceoff of playoff game (surpassed: 0:58 by Joe Juneau, April 23, 1999 at Ottawa)...Recorded series-winning score in 3-2 victory in Game Six of ECSF vs. Boston on May 18, tying Sabres record for most GWG in one playoff year...Assisted on Jason Woolley's OT goal in 3-2 win in Game One of SCF at Dallas on June 8...**1997-98:** Recorded first multi-goal game of career with two at Colorado on Oct. 28...Was even or plus in 43-game span (Dec. 12-April 13), and was a plus-17...Recorded first SHG of career with six seconds left in first period vs. Philadelphia on April 13...**1996-97:** Split season with Buffalo and Rochester (AHL)...Scored first GWG in Sabres 4-2 win at St. Louis on Nov. 1...With Rochester: Named Bauer AHL Rookie of Month for March (15 GP, 8-11=19)...In regular season, finished third among Amerks in plus/minus (plus-17) and fourth in PP goals (seven)...Nine points (4-5-9) ranked him third on Amerks in playoff scoring...**1995-96:** Played for Calder

NHL Career Highlights

First NHL game — May 3, 1995 vs. New Jersey (with Buffalo)

First NHL goal — May 3, 1995 vs. New Jersey (with Buffalo)

First NHL assist — May 3, 1995 vs. New Jersey (with Buffalo)

Most points, game — 4, Jan. 1, 2001 vs. Toronto (with Buffalo)

Most goals, game — 3, Dec. 12, 2002 vs. Anaheim (with Buffalo)

Most assists, game — 4, Jan. 1, 2001 vs. Toronto (with Buffalo)

Most consecutive games, point — 7, Feb. 24 - March 8, 2003 (with Buffalo)

Most consecutive games, goal — 3, 4 times, most recent, March 15 - 18, 2000 (with Buffalo)

Most consecutive games, assist — 3, 4 times, most recent, March 7 - 10, 2002 (with Buffalo)

Most consecutive games played — 125, Feb. 10, 2001 thru Nov. 9, 2002 (with Buffalo)

100th NHL goal — March 6, 2003 vs. Toronto (with Buffalo)

100th NHL assist — Oct. 10, 2001 vs. Philadelphia (with Buffalo)

500th NHL game — Dec. 3, 2003 at Chicago (with Buffalo)

600th NHL game — Jan. 29, 2006 vs. Calgary (with Chicago)

Hat Tricks — 1, Dec. 12, 2002 vs. Anaheim (with Buffalo)

CAREER VS. NHL					WITH SAN JOSE				
GP	G	A	PTS	PIM	GP	G	A	PTS	PIM
ANA 19	7	5	12	2	1	0	0	0	0
ATL 18	7	3	10	16	-	-	-	-	-
BOS 32	8	5	13	22	-	-	-	-	-
BUF -	-	-	-	-	-	-	-	-	-
CGY 16	3	3	6	4	1	0	0	0	2
CAR 31	7	5	12	10	-	-	-	-	-
CHI 11	1	7	8	12	-	-	-	-	-
COL 17	7	3	10	8	-	-	-	-	-
CBJ 11	0	5	5	6	-	-	-	-	-
DAL 17	2	3	5	22	2	0	0	0	2
DET 18	4	4	8	6	1	0	1	1	0
EDM 16	2	3	5	8	1	0	1	1	2
FLA 30	5	13	18	24	-	-	-	-	-
LA 18	6	3	9	4	3	2	0	2	0
MIN 9	0	4	4	4	-	-	-	-	-
MTL 34	4	9	13	26	-	-	-	-	-
NSH 14	1	1	2	0	-	-	-	-	-
NJ 27	7	10	17	18	-	-	-	-	-
NYI 26	4	5	9	32	1	0	0	0	0
NYR 28	4	4	8	12	-	-	-	-	-
OTT 35	4	9	13	10	-	-	-	-	-
PHI 29	3	4	7	16	-	-	-	-	-
PHO 16	5	3	8	10	1	0	0	0	0
PIT 25	1	5	6	6	-	-	-	-	-
SJ 13	2	7	9	2	-	-	-	-	-
STL 18	3	2	5	12	-	-	-	-	-
TB 25	6	9	15	10	-	-	-	-	-
TOR 30	8	12	20	18	-	-	-	-	-
VAN 16	1	3	4	8	1	0	0	0	0
WAS 26	4	6	10	4	-	-	-	-	-
TOTAL	625	116	155	271	332	12	2	4	6



Cup Champion Rochester following junior hockey season...Represented Team Canada at 1996 World Junior Championships...**1994-95:** Made NHL debut in regular season finale vs. New Jersey on May 3, recording first NHL goal, assist and multi-point game...Named to WHL East All-Star First Team...Led Moose Jaw in scoring.

PERSONAL: Married (Ami) and has two sons (Gage and Garrett)...favorites: all kinds (music); "Braveheart" (movie); Edward Norton (actor); Blowfish Sushi To Die For (San Jose area restaurant); Whistler, British Columbia

(vacation spot); all kinds (food); pga.com (web site)...summer activities included preparing to move to San Jose and visiting his family and his in-laws...away from the ice, he likes to spend time with his family...if he wasn't playing hockey, he'd be playing golf...a pet peeve is unreliable people...hockey idol: Wayne Gretzky...best part about where he grew up: having plenty of open space to motorbike and Skidoo (snowmobiling)...would like to have met Jesus Christ ("It would be cool to meet the man who changed history the most.")...memorable NHL moment: first game...spends about an hour a week on the Internet (mostly answering/reading E-mail).

CAREER STATISTICS

Season	Club	League	GP	G	A	PTS	PIM	GP	G	A	PTS	PIM
1991-92	Moose Jaw	WHL	--	--	--	--	--	1	0	0	0	0
1992-93	Moose Jaw	WHL	71	13	16	29	30	--	--	--	--	--
1993-94	Moose Jaw	WHL	72	27	38	65	82	--	--	--	--	--
1994-95	Moose Jaw	WHL	70	51	53	104	63	10	8	7	15	20
	Buffalo	NHL	1	1	1	2	2	--	--	--	--	--
1995-96	Moose Jaw	WHL	25	20	18	38	30	--	--	--	--	--
	Prince Albert	WHL	19	12	21	33	8	18	10	15	25	18
	Buffalo	NHL	4	0	0	0	0	--	--	--	--	--
	Rochester	AHL	--	--	--	--	--	12	0	1	1	2
1996-97	Rochester	AHL	51	22	21	43	30	10	4	6	10	4
	Buffalo	NHL	28	4	3	7	18	--	--	--	--	--
1997-98	Buffalo	NHL	63	12	12	24	34	13	1	2	3	10
1998-99	Buffalo	NHL	78	16	31	47	56	21	7	6	13	10
1999-00	Buffalo	NHL	74	22	29	51	42	5	1	3	4	6
2000-01	Buffalo	NHL	70	10	22	32	34	13	5	0	5	8
2001-02	Buffalo	NHL	82	20	17	37	32	--	--	--	--	--
2002-03	Buffalo	NHL	74	15	16	31	40	--	--	--	--	--
2003-04	Buffalo	NHL	68	9	12	21	30	--	--	--	--	--
	San Jose	NHL	12	2	2	4	6	17	0	2	2	18
2004-05	San Diego	ECHL	47	9	29	38	24	--	--	--	--	--
2005-06	Chicago	NHL	71	5	10	15	38	--	--	--	--	--
	Sharks Totals		12	2	2	4	6	17	0	2	2	18
	NHL Totals		625	116	155	271	332	69	14	13	27	52

Selected by Buffalo in the second round (43rd overall) of the 1994 NHL Entry Draft. Traded to San Jose from Buffalo in a three-team trade on March 9, 2004. San Jose traded center Brad Boyes to Boston in exchange for defenseman Jeff Jillson. Jillson was immediately sent to Buffalo along with the Sharks ninth round selection in the 2005 NHL Entry Draft in exchange for Curtis Brown and Andy Delmore. To complete the transaction, Delmore was then traded by San Jose to Boston for future considerations. Signed as a free agent by Chicago on July 2, 2004. **Signed by San Jose as a free agent on July 3, 2006.**

Matt Carle

Shoots: Left **6-foot, 205 pounds**


BORN: 9/25/84 in Anchorage, Alaska

HOMETOWN: Anchorage, Alaska

Selected by San Jose in the 2003 NHL Entry Draft (2nd round, 47th overall)

18

DEFENSE



PLAYERS

2005-06: Recorded six points in his first 12 NHL games (3-3=6)...Had his first career multi-point game (1-1=2), scoring the game-winner against Vancouver on April 13...Made HP Pavilion debut on March 30 vs. Phoenix...Scored a goal on March 25 at Minnesota, becoming just the 10th Shark to score a goal in his NHL debut...Signed to an NHL contract on March 19...**Playoffs:** Recorded two assists in Game Four of the WCQF vs. Nashville on April 27...**College:** Became Denver University's first ever Hobey Baker Award winner, given annually to collegiate hockey's best player...In his junior season, Denver's team captain was named WCHA Player of the Year, WCHA Defensive Player of the Year and First Team All WCHA...Is the first in WCHA history to win the Player of the Year and Defensive Player of the Year Awards in the same season...T-5th among all NCAA scorers with 53 points (11-2=53) in 39 games and first in assists...Led all NCAA defensemen in goals, assists and points (53) and was second in points per game (1.36)...Also led the NCAA in assists per game (1.08) and was T-10th in points per game (1.36)...T-3rd in WCHA overall scoring and led all WCHA defensemen in points, goals and assists in league play.

NHL Career Highlights

First NHL game — March 25, 2006 at Minnesota

First NHL assist — April 6, 2006 at Los Angeles

First NHL goal — March 25, 2006 at Minnesota (off Manny Fernandez)

Most points, game — 2, April 13, 2006 vs. Anaheim

Most goals, game — 1, 3 times, most recent, April 13, 2006 vs. Anaheim

Most assists, game — 1, 3 times, most recent, April 13, 2006 vs. Anaheim

Most consecutive games, point — 1, 5 times, most recent, April 13, 2006 vs. Anaheim

Most consecutive games, goal — 1, 3 times, most recent, April 13, 2006 vs. Anaheim

Most consecutive games, assist — 1, 3 times, most recent, April 13, 2006 vs. Anaheim

Most consecutive games played — *11, March 30 thru April 17, 2006 (* — steak intact entering 2006-07)

Best plus/minus — +1, 2 times, most recent, April 13, 2006 vs. Anaheim

Hobey Baker Award — Denver (2005-06)

World Junior Championships — USA (2002)

CAREER 2004-05: Named by InsideCollegeHockey.com as one of "six guys ready to make the leap to stardom"...Led team in defensemen scoring and goals and was third in points and PIM...T-2nd in assists...Led WCHA defensemen in scoring and finished second in nation in points per game by a defenseman...Eighth among all WCHA scorers...Top-15 in conference in assists and PP points...Top-25 in WCHA in goals...Top-20 in assists and PP goals...Red Baron WCHA Defensive Player of the Week for Oct. 25-31...In four games from Feb. 18-26, scored two goals with five assists for seven points...Named USCHO First Team All-American, NCAA First All-American Team (West), NCAA Defenseman of the Year and First Team All-American by InsideCollegeHockey.com and First All-WCHA Team...**Playoffs:** Helped Denver win second consecutive NCAA title and was named to the NCAA All-Tournament Team...**2003-04:** Named to All-WCHA Rookie Team...T-6th among WCHA defensemen in scoring (26 points)...T-21st in WCHA in assists (20)...T-5th among all WCHA freshmen scorers...Denver's seventh leading scorer (third among defensemen)...Fifth on team in assists and second with a plus-16...WCHA Rookie of the Week for three consecutive weeks (Feb. 16, 23 and March 1)...WCHA Rookie of the Month for February...Named USCHO.com National Defensive Player of the Week on March 1...Tied for WCHA scoring lead among defensemen in WCHA games...Had an 8-game point-scoring streak, Feb. 21-March 26...**Playoffs:** Helped lead Denver to NCAA Championship...Posted two assists in four games...**Other:** Captured the Gold Medal with Team USA at the 2004 IIHF World Jr. Championships...Posted a goal in six games...Became first American-born player to capture World Junior and NCAA titles in the same season...**2002-03:** Named USHL's Top Defenseman and to the USHL All-Rookie Team and was a First Team All-USHL Selection...T-1st on team in scoring (12-30=42) while leading in assists and penalty minutes

CAREER VS. NHL					
	GP	G	A	PTS	PIM
ANA	1	0	0	0	2
ATL	-	-	-	-	-
BOS	-	-	-	-	-
BUF	-	-	-	-	-
CGY	-	-	-	-	-
CAR	-	-	-	-	-
CHI	-	-	-	-	-
COL	1	0	0	0	0
CBJ	-	-	-	-	-
DAL	2	0	0	0	0
DET	-	-	-	-	-
EDM	-	-	-	-	-
FLA	-	-	-	-	-
LA	2	0	1	1	0
MIN	1	1	0	1	4
MTL	-	-	-	-	-
NSH	-	-	-	-	-
NJ	-	-	-	-	-
NYI	-	-	-	-	-
NYR	-	-	-	-	-
OTT	-	-	-	-	-
PHI	-	-	-	-	-
PHO	3	1	1	2	4
PIT	-	-	-	-	-
SJ	-	-	-	-	-
STL	-	-	-	-	-
TB	-	-	-	-	-
TOR	-	-	-	-	-
VAN	2	1	1	2	4
WAS	-	-	-	-	-
TOTAL	12	3	3	6	14



PLAYERS

(98)...Posted a plus-39 rating...**Playoffs:** Helped team to a berth in Clark Cup Finals...Posted four points (2-2-4) in 11 playoff games...**2001-02:** Captured Gold Medal with Team USA at the World Under-18 Championships, posting three assists in eight games...Had 21 penalty minutes in 12 games with the U.S. Junior National Team.

PERSONAL: Single...favorites: Tim McGraw, Jack Johnson, Big & Rich (musicians), "Top Gun" and "Wedding Crashers" (movies); "Seinfeld" and "Entourage" (television shows); Gordon Biersch (San Jose area restaurant); Nassau in the Bahamas (vacation spot); Alaskan King Crab (food); Double Muskee (hometown hangout — a restaurant in Girdwood, Alaska)...summer activities included working out, relaxing and spending time between Alaska and Minnesota...Detroit defenseman Nicklas Lidstrom is his hockey idol..."Matty" has too many superstitions to mention...calls himself quiet, committed and humble...hates it when he's talking on the phone and the other party is talking to someone else...memorable Sharks/NHL moment: playing first playoff game at home...always naps before a game...best part about growing up in Alaska: the state is secluded and you can skate outside nine months out of the year...likes to golf, fish and relax away from the rink...wore No. 25 last year...if he wasn't in hockey, he'd be involved with real estate investing...three wishes: happiness, good health and win the Stanley Cup.

CAREER STATISTICS

Season	Club	League	GP	G	A	PTS	PIM
2001-02	River City	USHL	72	4	18	22	N/A
	USA Jr. National Team		12	0	0	0	21
2002-03	River City	USHL	59	12	30	42	98
2003-04	Denver	WCHA	30	5	20	25	33
	United StatesWorld Jr.		6	1	0	1	4
2004-05	Denver	WCHA	39	12	27	39	58
2005-06	San Jose	NHL	12	3	3	6	14
	Denver	WCHA	39	11	42	53	58
	Sharks/NHL Totals		12	3	3	6	14

Selected by San Jose in the 2003 NHL Entry Draft (2nd round, 47th overall).

PLAYOFFS

GP	G	A	PTS	PIM
-	-	-	-	-
-	-	-	-	-
11	2	2	4	20
4	0	2	2	N/A
-	-	-	-	-
4	1	4	5	10
11	0	3	3	4
-	-	-	-	-
11	0	3	3	4

Jonathan Cheechoo

SHOOTS: Right **6-foot-1, 200 pounds**

BORN: 7/15/80 in Moose Factory, Ontario

HOMETOWN: Moose Factory, Ontario

Selected by San Jose in the 1998 NHL Entry Draft (2nd Round, 29th overall)

14

RIGHT WING



PLAYERS

2005-06: Became the first Shark to win the Maurice "Rocket" Richard Trophy, awarded to the NHL's annual goal-scoring leader (56)... Led the League in game-winning goals (11 — Sharks record), home-ice goals (31) and divisional goals (29) and T-2nd in power play goals (24 — Sharks record)... Received the PlayStation "Sharks Three Stars of the Year" Award... Named the Seagate Technology "Sharks Player of the Month" for November and January... First player to record five or more hat tricks in one season since Mario Lemieux had six in 1995-96... Named co-winner (with Joe Thornton) of the NHL Offensive Player of the Week Award for the week of April 10-16, recording 11 points (7-4=11) in four games... Recorded his fifth hat trick of the season and set a career high in points (3-2=5) vs. Anaheim on April 15 (the five points placed him eighth on the Sharks all-time points list [156] and sixth on the all-time goals list [93])... Became the third player on the season (the Rangers Jaromir Jagr and Atlanta's Ilya Kovalchuk), first Shark and the second-ever aboriginal player (Reggie Leach of Philadelphia, twice), to score 50 goals in a season with his first goal at Phoenix on April 10... Set the Sharks franchise record for game-winning goals in a single season with his goal at Phoenix on April 10 (surpassed his own record of nine set in 2003-04)... Broke Owen Nolan's team mark for most shots in a single season (317 — led Sharks)... Recorded 78 points (49-29=78) in the last 58 games from Dec. 1 through April 17... Second on team in plus/minus (plus-23) and among forwards in ice time (19:57)... Also second on the team, first among forwards in hits (120)... T-1st on team with 28 multi-point games, with the Sharks posting a 22-3-3 in those games... Broke Nolan's franchise's record for goals in a season (45) with two on March 25 at Minnesota... Scored his 19th PP goal of the season against Anaheim on March 7, surpassing Nolan's franchise record (18 — 1999-00)... Tied a franchise record with his 12-game point streak (10-9=19) that included six multi-point games (Dec. 26 at LA - Jan. 24 vs. LA)... Registered his first career hat trick on Dec. 20 against Anaheim, including converting his sec-

NHL Career Highlights

First NHL game — Oct. 10, 2002 vs. Detroit

First NHL goal — Oct. 24, 2002 at Nashville (Tomas Vokoun)

First NHL assist — Dec. 23, 2002 at Boston

Most points, game — 5, Apr. 15, 2006 vs. Anaheim

Most goals, game — 3, 5 times, most recent, April 15, 2006 vs. Anaheim

Most assists, game — 2, 6 times, most recent, April 15, 2006 vs. Anaheim

Most consecutive games, point — 12, Dec. 26, 2005 at Los Angeles thru Jan. 24, 2006 vs. Los Angeles

Most consecutive games, goal — 4, 2 times, most recent, Dec. 26, 2005 at Los Angeles thru Jan. 5, 2006 vs. Columbus

Most consecutive games, assist — 4, Oct. 26, 2005 at Dallas thru Nov. 2, 2005 vs. Nashville

Most consecutive games played — 120, Jan. 15, 2004 - present

Best plus/minus — +3, 5 times, most recent, March 21, 2006 at St. Louis

Hat Tricks — 5 (all in 2005-06)

Maurice "Rocket" Richard Trophy — 2005-06

Seagate Technology "Sharks Player of the Month" — January 2006, November 2005, March 2004

NHL YoungStars Game — 2004

PlayStation "Sharks Three Stars of the Year" Award — 2005-06

NHL Offensive Player of the Week — April 10-16, 2006 (co-winner)



CAREER VS. NHL

	GP	G	A	PTS	PIM
ANA	18	12	3	15	20
ATL	3	1	1	2	2
BOS	4	2	3	5	0
BUF	3	3	0	3	0
CGY	12	3	5	8	4
CAR	3	3	1	4	15
CHI	12	3	2	5	4
COL	12	3	3	6	0
CBJ	11	6	4	10	19
DAL	18	7	1	8	6
DET	12	3	5	8	8
EDM	12	1	7	8	8
FLA	3	2	0	2	0
LA	18	13	5	18	10
MIN	12	2	4	6	6
MTL	4	1	0	1	2
NSH	9	4	2	6	0
NJ	2	0	0	0	4
NYI	2	2	0	2	0
NYR	2	0	0	0	0
OTT	3	0	1	1	0
PHI	3	2	2	4	2
PHO	17	9	5	14	2
PIT	2	0	1	1	0
SJ	-	-	-	-	-
STL	11	5	4	9	4
TB	3	0	1	1	0
TOR	3	1	0	1	0
VAN	12	3	3	6	10
WAS	3	2	0	2	4
TOTAL	229	93	63	156	130

and career penalty shot...**Playoffs:** T-2nd on the team with nine points (4-5=9) and second in goals... Registered at least one point in four consecutive games (2-3=5) from May 8-14... Scored his fourth goal of the playoffs in Game Five of the WCSF vs. Edmonton on May 14... Recorded two points (1-1=2) in Game Four of the WCSF at Edmonton on May 12... Assisted on Rissmiller's goal in Game 3 of the WCSF at Edmonton on May 10... Assisted on Joe Thornton's game-winning goal in Game Two of the WCSF vs. Edmonton on May 8... Registered three power play points (1-2=3), all in the first period including the game-winning goal, at Nashville in Game 2 of the Western Conference Quarterfinals on April 23.

CAREER 2004-05: Joined HV71 (Swedish Elite) in late December... Scored two goals in his HV71 debut on Dec. 28... T-11th on team in goals (five) despite playing in less than half of the team's games (20)... **2003-04:** Posted then-career highs in points (47 — T-3rd on Sharks in scoring), goals (28 — shared team lead with Marleau) and assists (19)... T-4th overall in NHL and 1st on Sharks with nine GW goals... Named Seagate Technology "Sharks Player of the Month" for March... Recorded seven multi-goal games (the first multi-goal games of career)... Posted nine goals (including four, 2-goal games) and 12 points in nine games from March 11-26... Recorded a 7-game point streak (5-5=10) from Feb. 16-29... Scored on his first NHL penalty shot (17th goal on the season) on Feb.

23 vs. Columbus in 4-2 win (Pascal LeClaire)... Posted four assists for Western Conference Team at the NHL YoungStars Game on Feb. 7 in 7-3 win during NHL All-Star Weekend... Selected to participate in the Willie O'Ree NHL Diversity street hockey clinic... **Playoffs:** Third on team in scoring and assists (six), 4th in goals (four)... Scored highlight reel, stick between-the-legs goal against



Colorado in Game Two of WCSF at HP Pavilion...**2002-03**: Registered first career multi-point game (1-1=2), including scoring the game-tying goal, Dec. 28 vs. Chicago...Posted first NHL assist on Fahey's first NHL goal Dec. 23 at Boston...Scored first NHL goal (also the game-winning tally) Oct. 24 at Nashville...Played in first NHL game Oct. 10 vs. Detroit, posting one shot...**2001-02**: Finished AHL season T-4th on Cleveland in goals (21) and fifth in points (46) in 53 games...Voted as starter for the Canadian All-Star Team at the AHL All-Star Game, his second consecutive selection...Named Sher-Wood AHL Player of the Week Dec. 16...**2000-01**: Recalled to San Jose April 16...Selected to 2001 AHL All-Rookie Team in his first professional season...Fifth on Kentucky in scoring, T-2nd in goals, (32-34=66)...Among AHL rookies: T-5th in scoring and was second in goals...Selected to the Canadian All-Star team for the AHL All-Star Game...Named AHL Rookie of the Month for January after scoring 16 points (10-6=16) in 11 games...His jersey was presented to the Hockey Hall of Fame as the only member of the Moose Cree First Nations to sign an NHL contract...**1999-00**: Fourth in the OHL in goals (45) and fifth in points (90) while leading Belleville and setting personal bests in both categories...Led Belleville in PPG (13) and finished second in assists (45)...Selected to play for Team East in OHL All-Star Game...**1998-99**: Finished second on club in assists (47) and third in scoring (35-47=82)...Posted an 11-game point streak (5-10=15) from Dec. 17-Jan. 15...**Playoffs**: Led Belleville to OHL Championship and skated in the Memorial Cup...Scored five goals in Game 7 of OHL Championship Game...**1997-98**: Drafted in the second round (29th overall) in 1998 NHL Entry Draft...Third on Belleville in goals (31), assists (45) and points (76)...Second among OHL rookies in scoring...Named to OHL All-Rookie Team.

PERSONAL: Single...doesn't have a pet, but if he did, he would have a dog...favorites: Tim McGraw and country (music/musicians); "Remember The Titans" and "Slap Shot" (movies); "That 70s Show," "Friends," "2-1/2 Men," "Spin City," but no reality shows (television shows); Matt Damon and Denzel Washington (actors); Jessica Alba and Julia Roberts (actresses); Original Joe's (San Jose area restaurant); Moose Factory, Ontario (vacation spot); moose meat, steak and pasta (foods); mlb.com (web site); grandmother's house and the hockey rink (hometown hangouts)... "Cheech" likes to fish, play golf and hunt moose...big fan of the Oakland Athletics and got to throw out the first pitch at a game during the 2006 season...if he wasn't in hockey, he'd be teaching elementary school...hockey idol is Hockey Hall of Famer and Edmonton Oilers legend Jari Kurri...calls himself dedicated, hard working and confident...a pet peeve is traffic jams...would've like to have met Jesus Christ ("Just to listen to him.")...pre-game ritual includes having lunch at Original Joe's...wishes for world peace and to win the Stanley Cup.

CAREER STATISTICS

PLAYOFFS

Season	Club	League	GP	G	A	PTS	PIM	GP	G	A	PTS	PIM
1997-98	Belleville	OHL	64	31	45	76	62	10	4	2	6	10
1998-99	Belleville	OHL	63	35	47	82	74	21	15	15	30	27
1999-00	Belleville	OHL	66	45	46	91	102	16	5	12	17	16
2000-01	Kentucky	AHL	75	32	34	66	63	3	0	0	0	0
2001-02	Cleveland	AHL	53	21	25	46	54	-	-	-	-	-
2002-03	Cleveland	AHL	9	3	4	7	16	-	-	-	-	-
	San Jose	NHL	66	9	7	16	39	-	-	-	-	-
2003-04	San Jose	NHL	81	28	19	47	33	17	4	6	10	10
2004-05	HV71	Sweden	20	5	0	5	10	-	-	-	-	-
2005-06	San Jose	NHL	82	56*	37	93	58	11	4	5	9	8
	Sharks/NHL Totals		229	93	63	156	130	28	8	11	19	18

* Led NHL

Selected by San Jose in the 1998 NHL Entry Draft (2nd round, 29th overall).

A YEAR TO REMEMBER

FRANCHISE HIGHS SET BY JONATHAN CHEECHOO IN 2005-06

MOST POINTS IN A SINGLE SEASON — 93

MOST GOALS IN A SINGLE SEASON — 56

MOST POWER PLAY GOALS IN A SEASON — 24

MOST GAME-WINNING GOALS IN A SEASON — 11

MOST SHOTS IN A SINGLE SEASON — 317

MOST HAT TRICKS IN A SINGLE SEASON — 5 (March 13 vs. Los Angeles; Feb. 1 @ Anaheim; Dec. 20 vs. Anaheim; Jan. 5 vs. Columbus; April 15 vs. Anaheim)

***MOST CONSECUTIVE GAMES WITH ONE POINT** — 12 games (Dec. 26 - Jan. 24), 10-9=19

*Tied Rob Gaudreau's franchise record set from 12/3-12/29/92

THE ROAD TO 56

Here's a complete breakdown of every goal scored by Jonathan Cheechoo in 2005-06 en route to winning the Maurice "Rocket" Richard Trophy as the NHL's goal-scoring leader.

GOAL #	GAME #	DATE	OPPONENT	OUTCOME	TYPE	PER/TIME	GOALTENDER
1	3	10/8/05	@ St. Louis	7-6 W	ES	3/18:06	Lalime
2	5	10/15/05	Chicago	4-3 W	ES	1/10:23	Anderson
3	9	10/22/05	@ Nashville	1-2 L	PP	2/ 3:17	Vokoun
4	10	10/26/05	@ Dallas	5-4 W (OT)	ES	2/10:24	Turco
5	11	10/28/05	@ Los Angeles	5-4 W	PP	3/19:56	Labarbera
6	12	10/29/05	Calgary	3-2 W (SO)	PP	3/15:26	Kiprusoff
7	16	11/8/05	@ Colorado	2-5 L	ES	2/15:46	Aebischer
8	25	12/2/05	@ Buffalo	5-0 W	ES	1/5:10	Noronen
9	25	12/2/05	@ Buffalo	5-0 W	PP	2/2:09	Biron
10	27	12/6/05	Atlanta	5-3 W	PP	1/ 2:56	Garnett
11	29	12/10/05	Carolina	4-3 W	ES	2/13:21	Gerber
12	29	12/10/05	Carolina	4-3 W	PP	3/5:38	Gerber
13	30	12/16/05	Washington	4-1 W	ES	1/12:06	Kolzig
14	32	12/20/05	Anaheim	4-2 W	PP	1/2:17	Giguere
15	32	12/20/05	Anaheim	4-2 W	PS (SH)	3/4:46	Giguere
16	32	12/20/05	Anaheim	4-2 W	ES	3/5:16	Giguere
17	35	12/26/05	@ Los Angeles	3-4 L	PP	3/7:30	Garon
18	35	12/26/05	@ Los Angeles	3-4 L	PP	3/11:40	Garon
19	36	12/28/05	Phoenix	4-5 L	PP	1/2:34	Boucher
20	37	12/30/05	Colorado	5-2 W	ES	3/5:23	Aebischer
21	38	1/5/06	Columbus	6-3 W	ES	1/3:58	Denis
22	38	1/5/06	Columbus	6-3 W	ES	2/2:50	Denis
23	38	1/5/06	Columbus	6-3 W	PP	3/8:56	Denis
24	40	1/10/06	@ Boston	6-2 W	PP	2/16:19	Raycroft
25	42	1/14/06	@ Montreal	2-6 L	PP	3/16:19	Theodore
26	45	1/21/06	@ Los Angeles	4-3 W (OT)	PP	1/18:38	Garon
27	48	1/28/06	@ Phoenix	2-6 L	ES	3/17:56	Joseph
28	49	1/30/06	@ Dallas	2-3 L (OT)	ES	3/8:02	Turco
29	50	2/1/06	@ Anaheim	6-4 W	ES	1/16:01	Bryzgalov
30	50	2/1/06	@ Anaheim	6-4 W	PP	2/2:33	Bryzgalov
31	50	2/1/06	@ Anaheim	6-4 W	ES	3/16:42	Bryzgalov
32	53	2/6/06	Calgary	3-4 L	PP	3/15:02	Kiprusoff
33	55	2/10/06	Dallas	6-3 W	ES	2/5:54	Turco
34	55	2/10/06	Dallas	6-3 W	PP	2/9:46	Turco
35	57	2/28/06	Detroit	5-1 W	PP	2/6:54	Legace
36	60	3/7/06	@ Anaheim	4-5 L (OT)	PP	2/7:16	Giguere
37	62	3/11/06	Nashville	3-2 W (OT)	ES	2/13:56	Vokun
38	63	3/13/06	Los Angeles	4-3 W	SH	2/8:10	Garon
39	63	3/13/06	Los Angeles	4-3 W	ES	3/3:18	Garon
40	63	3/13/06	Los Angeles	4-3 W	ES	3/7:42	Garon
41	64	3/16/06	St. Louis	5-2 W	ES	2/18:46	Lalime
42	66	3/19/06	Colorado	6-5 W	ES	1/15:33	Budaj
43	67	3/21/06	@ St. Louis	6-0 W	ES	1/4:53	Davis
44	69	3/25/06	@ Minnesota	5-1 W	ES	1/3:37	Fernandez
45	69	3/25/06	@ Minnesota	5-1 W	ES	3/11:41	Fernandez
46	73	4/1/06	Phoenix	4-3 L (OT)	ES	3/1:46	Joseph
47	76	4/6/06	@ Los Angeles	5-0 W	ES	1/3:26	Garon
48	76	4/6/06	@ Los Angeles	5-0 W	ES	2/19:51	Garon
49	77	4/9/06	Dallas	4-1 W	ES	2/14:03	Turco
50	78	4/10/06	@ Phoenix	3-2 W	PP	2/11:47	Leneveu
51	78	4/10/06	@ Phoenix	3-2 W	PP	2/12:31	Leneveu
52	80	4/13/06	Vancouver	5-3 W	PP	2/10:32	Auld
53	80	4/13/06	Vancouver	5-3 W	ES-EN	3/19:43	Empty Net
54	81	4/15/06	Anaheim	6-3 W	PP	1/11:03	Giguere
55	81	4/15/06	Anaheim	6-3 W	PP	2/0:49	Giguere
56	81	4/15/06	Anaheim	6-3 W	ES-EN	3/19:58	Empty Net

Ryane Clowe

SHOOTS: Left **6-foot-2, 225 pounds**
BORN: 9/30/82 in Mount Pearl, Newfoundland
HOMETOWN: St. John's Newfoundland

Selected by San Jose in the 2001 NHL Entry Draft (6th round, 175th overall)

29

LEFT WING



PLAYERS

2005-06: Registered 34 points (13-21=34) points in 35 games for Cleveland (AHL)...Posted five assists (0-5=5) in his last three games for the Barons...Recalled from Cleveland on April 10...Reassigned to Cleveland on Jan. 16...Recalled from Cleveland on Dec. 25...Assigned to Cleveland on Dec. 15...Appeared in his first NHL game since Nov. 19 at Toronto on Dec. 3...Recalled to San Jose on Dec. 3...Reassigned to Cleveland on Nov. 20...Compiled his first career multi-point game/assist with two assists at St. Louis on Oct. 8... Earned his first career fighting major against Chicago's Jim Vandermeer on Oct. 7...Made his NHL regular season debut at Nashville on Oct. 5...**Playoffs:** Made first postseason appearance in Game Four of the WCSF at Edmonton on May 12.

CAREER 2004-05:

Cleveland's Most Valuable Player led Barons in goals (27), assists, (35), points (62), plus/minus (plus-19), first goals (nine), multi-point games (16), power play goals (14) and power play points (23)...Registered a "Gordie Howe Hat Trick" (a goal, an assist and a fighting major) on Oct. 16 vs. Manitoba... Registered a Barons season

NHL Career Highlights

First NHL game — Oct. 5, 2005 at Nashville

First NHL assist — Oct. 8, 2005 at St. Louis

Most points, game — 2, Oct. 8, 2005 at St. Louis

Most assists, game — 2, Oct. 8, 2005 at St. Louis

Most consecutive games, point — 1, Oct. 8, 2005 at St. Louis

Most consecutive games, assist — 1, Oct. 8, 2005 at St. Louis

Most consecutive games played — 7, Oct. 22 at Nashville thru Nov. 5, 2005 vs. Minnesota

Best plus/minus — +2, Oct. 8, 2005 at St. Louis



CAREER VS. NHL					
	GP	G	A	PTS	PIM
ANA	1	0	0	0	2
ATL	-	-	-	-	-
BOS	-	-	-	-	-
BUF	-	-	-	-	-
CGY	1	0	0	0	0
CAR	-	-	-	-	-
CHI	2	0	0	0	5
COL	-	-	-	-	-
CBJ	1	0	0	0	0
DAL	2	0	0	0	0
DET	1	0	0	0	0
EDM	-	-	-	-	-
FLA	-	-	-	-	-
LA	2	0	0	0	0
MIN	1	0	0	0	0
MTL	-	-	-	-	-
NSH	3	0	0	0	2
NJ	-	-	-	-	-
NYI	-	-	-	-	-
NYR	-	-	-	-	-
OTT	-	-	-	-	-
PHI	-	-	-	-	-
PHO	2	0	0	0	0
PIT	-	-	-	-	-
SJ	-	-	-	-	-
STL	1	0	2	2	0
TB	-	-	-	-	-
TOR	1	0	0	0	0
VAN	-	-	-	-	-
WAS	-	-	-	-	-
TOTAL	18	0	2	2	9

Rimouski in power play goals (10)...**2000-01:** Finished season with Rimouski following promotion from Tier II juniors...Posted 25 points (15-10=25) in 32 games with the Oceanic...Led club in playoff goal scoring with eight in 11 postseason games.

PERSONAL Single...favorites: The Talking Trees (Mark Smith's band) and The Tragically Hip (musicians); "The Fugitive" (movie); "Entourage" (television show); Jennifer Aniston (actress); Tommy Lee Jones (actor); Forbes Mill (San Jose area restaurant); Las Vegas (vacation spot); steak and sushi (foods); hotmail.com (web site)...likes to relax and see movies away from the ice...if he wasn't in hockey, he'd be working on his dad's (Tony) fishing boat...over the summer, took a golf trip to the Maritimes...hockey idol is Brian Bellows..."Clowie" calls himself motivated, loyal and laid back...hates selfish people...memorable NHL/Sharks moment: first NHL game...kicks a soccer ball with teammates before each game...best part about growing up where he did: small town, safe and a tight-knit community...spends about three hours a week on the Internet...three wishes: good health for family and friends, long NHL career and win the Stanley Cup.

high four-point night (tied a career best) with two goals and two assists on Dec. 12 vs. Cincinnati...Registered two goals and a fighting major in the opening period vs. St. John's on Jan. 28...Earned "CCM Vector/AHL Player of the Week" for the period ending Feb. 13 recording six points (2-4=6) and plus-5 rating in two games...Converted his first professional penalty shot attempt against Tom Askey at Rochester on Feb. 18...Led the American Hockey League in scoring for February with 15 points in 11 games (7-8=15)...Registered his team leading 15th multi-point game of the season (two assists) against St. John's on April 2...**2003-04:** 12th among all AHL rookie scorers (40 points) and fourth in assists (29)...Fifth on team in scoring and was fourth in assists, plus/minus (plus-15) and penalty minutes (97)...Posted career best 4-game point streak (2-4=6) Oct. 21-28...**Playoffs:** T-2nd on team in goals (three) and seventh in scoring (four points) ...Scored game-winning, series-clinching goal vs. Toronto in opening round...**2002-03:** Appeared in 60 games with two teams...Set career high in assists and points (26-49=75)...Posted 48 points (18-30=48) in 43 games with Montreal after being acquired from Rimouski on Nov. 21...Posted 27 points (8-19=27) in 17 games with Rimouski before trade...Registered 8-game points streak (3-9=12) from Jan. 3-24...**Playoffs:** T-2nd on team in points (3-7=10) and assists (seven)...T-1st on team in power play goals (three)...**2001-02:** Third on team in points (28-45=73) in first full QMJHL season...Also fourth on the Oceanic in goals and assists...Led club in game-winning goals (eight)...T-4th on

CAREER STATISTICS

PLAYOFFS

Season	Club	League	GP	G	A	PTS	PIM	GP	G	A	PTS	PIM
2001-02	Rimouski	QMJHL	53	28	45	73	120	7	1	6	7	2
2002-03	Rimouski	QMJHL	17	8	19	27	44	-	-	-	-	-
	Montreal	QMJHL	43	18	30	48	60	7	3	7	10	6
2003-04	Cleveland	AHL	72	11	29	40	97	8	3	1	4	9
2004-05	Cleveland	AHL	74	27	35	62	101	-	-	-	-	-
2005-06	San Jose	NHL	18	0	2	2	9	1	0	0	0	0
	Cleveland	AHL	35	13	21	34	35	-	-	-	-	-
	Sharks/NHL Totals		18	0	2	2	9	1	0	0	0	0

Selected by San Jose in the 2001 NHL Entry Draft (6th round, 175th overall).

Rob Davison

SHOOTS: Left **6-foot-3, 220 pounds**


BORN: 5/1/80 in St. Catharine's, Ontario

HOMETOWN: Kingston, Ontario

Selected by San Jose in the 1998 NHL Entry Draft (4th round, 98th overall)

5

DEFENSE



PLAYERS

2005-06: Fourth on team in blocked shots (65), fifth in hits (103) and third in penalty minutes (76)...Earned fighting majors against St. Louis' Jamal Mayers on March 16 and 21...Set a career-high in points (five) with assist on Dec. 26 at Los Angeles... Scored his first goal of the season against Atlanta on Dec. 6...Notched his second assist at Los Angeles on Oct. 28... Registered first point of the season (assist) against Columbus on Oct. 12...**Playoffs:** Played eight minutes in Game 6 of the WCSF at Edmonton on May 17 and had one shot.

CAREER 2004-05: Began season playing for Cardiff (Elite Ice Hockey League)...Was the first NHL player to play in the United Kingdom...Posted five points (2-3=5) in 24 games...**2003-04:** Second on team in PIM (92)...Scored third assist of the season Dec. 31 at Columbus, matching point total from 2002-03 (three)...Missed three games (Dec. 4-10) with knee injury...Picked up first assist/point of season Nov. 1 at Florida in 6-2 win...**2002-03:** Tallied first NHL assist March 17 vs. Chicago ... Scored first NHL goal/point and had 20:14 of ice time March 13 at Anaheim...Made NHL debut March 9 at Dallas... Recalled from Cleveland March 9...Posted four points (1-3=4) and 82 penalty minutes in 42 games with the Barons when promoted...**2001-02:** Posted four points (1-3=4) and ranked fourth on Cleveland in penalty minutes (206)...**2000-01:** Posted four assists and led Kentucky in penalty minutes (230) in first professional season...**Playoffs:** Led team in plus/minus (plus-2)...1999-00: North Bay's alternate captain was second on club in penalty minutes (194) and set junior career high in games played (67)... Doubled career high in goals (four)...Named North Bay's Defenseman and Scholastic Player of the Year...**1998-99:** Selected Best Body Checker in a poll among OHL coaches...Second on club in penalty minutes (150)...**1997-98:** Drafted by San Jose (fourth round, 98th overall) in 1998 NHL Entry Draft...Third on North Bay in penalty minutes (200).

PERSONAL Married (Louisa)...they're expecting their first child in November...has a poodle named Jack...favorites: The Talking Trees (Mark Smith's band — musicians); "Hunt For Red October" and "A Few Good Men" (movies); "Entourage" (television show); Vince Vaughn (actor); Forbes Mill (San Jose area restaurant); Bermuda (vacation spot); Louisa's turkey meatballs (food); Margaritaville (hometown hangout)...likes to kick a soccer ball with teammates before games...away from the ice, "Davy" likes to work on the house, watch movies and play golf...if he wasn't in hockey, he'd be a tri-athlete...hockey idol is former New Jersey Devils defenseman Scott Stevens...memorable Sharks/NHL moment: first goal...hates bad drivers...describes himself as a competitor, intense and compassionate...best part about growing up where he did: it's a low-key small town...over the summer, he visited Mont Tremblant in Quebec...spends about an hour a day on the Internet...three wishes: have a healthy wife and baby, succeed in life and win a Stanley Cup.

NHL Career Highlights

First NHL game — Oct. 6, 2000 vs. St. Louis
First NHL assist — Dec. 14, 2000 vs. Columbus
First NHL goal — Oct. 21, 2000 at Nashville (Mike Dunham)
Most points, game — 2, Dec. 28, 2002 vs. Chicago
Most goals, game — 1, 10 times, most recent, March 19, 2004 at Anaheim
Most assists, game — 2, Dec. 28, 2002 vs. Chicago
Most consecutive games, point — 4, Feb. 5-10, 2003
Most consecutive games, goal — 2, Nov. 3-6, 2001
Most consecutive games, assist — 3, Feb. 5-8, 2003
Most consecutive games played — 53, Nov. 15, 2002 at Tampa Bay thru March 11, 2003 vs. St. Louis
Best plus/minus — +3, April 8, 2001 at Anaheim
100th NHL game — Nov. 3, 2002 at Anaheim
200th NHL game — March 19, 2004 at Anaheim

CAREER VS. NHL

	GP	G	A	PTS	PIM
ANA	11	1	0	1	12
ATL	3	1	0	1	2
BOS	3	0	0	0	5
BUF	1	0	0	0	0
CGY	7	0	0	0	17
CAR	2	0	0	0	0
CHI	9	0	2	2	19
COL	8	0	0	0	4
CBJ	8	0	2	2	6
DAL	10	0	0	0	23
DET	6	0	0	0	5
EDM	8	0	0	0	14
FLA	2	0	2	2	7
LA	8	0	3	3	8
MIN	6	0	0	0	13
MTL	2	0	0	0	2
NSH	6	0	0	0	13
NJ	1	0	0	0	0
NYI	1	0	0	0	0
NYR	1	0	0	0	0
OTT	2	0	0	0	0
PHI	2	0	0	0	5
PHO	11	0	0	0	9
PIT	1	0	0	0	0
SJ	-	-	-	-	-
STL	8	0	0	0	25
TB	3	0	1	1	0
TOR	2	0	0	0	2
VAN	5	0	0	0	6
WAS	2	0	0	0	0
TOTAL	139	2	10	12	190



PLAYERS

CAREER STATISTICS

PLAYOFFS

Season	Club	League	GP	G	A	PTS	PIM	GP	G	A	PTS	PIM
1997-98	North Bay	OHL	59	0	11	11	200	-	-	-	-	-
1998-99	North Bay	OHL	59	2	17	19	150	4	0	1	1	12
1999-00	North Bay	OHL	67	4	6	10	194	6	0	1	1	8
2000-01	Kentucky	AHL	72	0	4	4	230	3	0	0	0	0
2001-02	Cleveland	AHL	70	1	3	4	206	-	-	-	-	-
2002-03	Cleveland	AHL	42	1	3	4	82	-	-	-	-	-
	San Jose	NHL	15	1	2	3	22	-	-	-	-	-
2003-04	San Jose	NHL	55	0	3	3	92	5	0	2	2	4
2004-05	Cardiff	UK	24	2	3	5	114	8	0	1	1	12
2005-06	San Jose	NHL	69	1	5	6	76	1	0	0	0	0
	Sharks/NHL Totals		139	2	10	12	190	6	0	2	2	4

Selected by San Jose in the 1998 NHL Entry Draft (4th round, 98th overall).

Christian Ehrhoff

(AYR-hahf)

SHOOTS: Left 6-foot-2, 200 pounds**BORN:** 7/6/82 in Moers, Germany**HOMETOWN:** Moers, Germany*Selected by San Jose in the 2001 NHL Entry Draft (4th round, 106th overall)*

10

DEFENSE



PLAYERS

2005-06: Established career highs in goals (five), assists (18), points (23) and game-winning goals (two)...Scored the game-winning, overtime, playoff-clinching goal at Vancouver on April 12 (5-4 W)...Posted a career-high plus-5 on March 21 at St. Louis...Fifth on the team in plus/minus (plus-10)...Finished T-3rd among team defensemen in points (5-18=23)...Scored the game-winning, overtime goal against Nashville on March 11...Tied a Sharks franchise high with 10 shots on net against Nashville on March 11 (originally set by Viktor Kozlov on Oct. 1, 1997 vs. Edmonton)...Had a three-game point streak (2-2=4) with a plus-5 from March 7-11...Recorded assists in a career-high five consecutive games (1-5=6) from Feb. 6-28...Picked up his first point (assist) on Oct. 21 at Columbus...**Olympics:** Registered two points (1-1=2) in five games for Germany...**Playoffs:** T-8th among League defensemen in goals and T-9th in points and assists (2-6=8)...Recorded two points (1-1=2) in Game Five of the WCSF vs. Edmonton on May 14...One of only 11 NHL defensemen to score a game-winning goal in the playoffs...Scored the game-winning goal (1-0=1) in Game One of the WCSF vs. Edmonton on May 7...Recorded at least one assist in three consecutive games (0-5=5) from April 23-27...Posted three assists in Game Three of the WCQF vs. Nashville on April 25...Earned first career playoff point with an assist in Game 2 of the WCQF at Nashville on April 23.

NHL Career Highlights

First NHL game — Oct. 9, 2003 at Edmonton**First NHL goal** — Nov. 26, 2003 vs. Chicago (Michael Leighton)**First NHL assist** — Nov. 15, 2003 vs. Toronto**Most points, game** — 2, 4 times, most recent, March 7, 2006 at Anaheim**Most goals, game** — 1, 6 times, most recent, April 12, 2006 at Vancouver**Most assists, game** — 1, 29 times, most recent, April 9, 2006 vs. Dallas**Most consecutive games, point** — 5, Feb. 6, 2006 vs. Calgary thru Feb. 28, 2006 vs. Detroit**Most consecutive games, goal** — 1, 6 times, most recent, April 12, 2006 at Vancouver**Most consecutive games, assist** — 5, Feb. 6, 2006 vs. Calgary thru Feb. 28, 2006 vs. Detroit**Most consecutive games** — 32, Feb. 2, 2006 vs. Minnesota thru April 17, 2006 vs. Los Angeles**Best plus/minus** — +5, March 21, 2006 at St. Louis 100th NHL game — April 9, 2005 vs. Dallas**Olympics** — Team Germany (2002, 2006)**World Cup** — Team Germany (2004)**World Championships** — Team Germany (2003, 2005)**NHL YoungStars Game** — 2004

CAREER 2004-05: Scored two goals, including the game-winner in overtime, and tied a Cleveland (AHL) franchise high with 10 shots at Hamilton on Nov. 6...Led the Barons in scoring with seven points (3-4=7) during November...Was the Barons only mid-season All-Star selection, earning an assist for PlanetUSA at the 2005 Dodge AHL All-Star Game...Led the Barons, and all AHL defensemen, in shots on goal (237)...Led all Barons defensemen in goals (12), power play goals (seven), assists (23) and points (35)...Tied for Barons lead in games played (79)...**Other:** Member of Team Germany's 2005 World Championships team...**2003-04:** Played for NHL YoungStars West team on Feb. 7 at NHL All-Star Weekend...Recorded goal, led team in ice time (16:12) and finished first overall in plus/minus (plus-4)...Recorded three points in four games (0-3=3) from Jan. 24-31...Posted 3-game point streak (1-3=4) from Nov. 26-30...Scored first NHL goal (game-winner) and added assist on Nov. 26 vs. Chicago also tallying his first career multi-point game...Picked up first NHL point (assist) on Marleau's goal Nov. 15 vs. Toronto...Scored GWG in first game with Cleveland on Oct. 23 at San Antonio...Made NHL debut on Oct. 9 at Edmonton...**Playoffs:** T-4th among all AHL defensemen scorers with eight points...Second on team in scoring and assists, T-1st in PP goals (two)...Led Barons in shots (36)...**World Cup of Hockey:** Played in four games for Team Germany...**2002-03:** Appeared in all seven games for Team Germany at the World Championships and led all team defensemen and T-1st overall in shots (21)...Helped Germany to quarterfinal berth in tournament...Posted career highs in goals (10) and points (27) for Krefeld of the German Elite League...Tied career high in assists (17, previously set in 2001-02)...Second among team defensemen in scoring, led in goals and fifth in points...Led team in plus/minus (plus-14)...Appeared in Deutschland Cup and Swiss Cup...**Playoffs:** Helped club capture DEL Championship...Led team defensemen in points, fourth overall (3-6=9)...T-1st among team defensemen in goals (three)...**2001-02:** Led all defensemen in scoring at the Group 1 World Junior Tournament, helping Germany win and secure a berth in the following year's World Junior Championships...**Olympics:** Had eight penalty minutes for Team Germany, which reached the medal round...Youngest player to participate in the 2002 Winter Olympics...**2000-01:** Posted 14 points (3-11=14) in 58 games with Krefeld...**1999-00:** Registered a goal and six PIM in nine games with Krefeld.

CAREER VS. NHL

	GP	G	A	PTS	PIM
ANA	10	1	2	3	4
ATL	2	0	0	0	2
BOS	-	-	-	-	-
BUF	2	0	1	1	2
CGY	6	0	1	1	0
CAR	1	0	1	1	0
CHI	5	1	2	3	2
COL	7	0	1	1	2
CBJ	5	1	4	5	2
DAL	9	0	4	4	4
DET	5	1	1	2	4
EDM	5	0	2	2	4
FLA	2	0	1	1	0
LA	6	0	0	0	4
MIN	6	0	2	2	6
MTL	2	0	1	1	0
NSH	7	1	1	2	2
NJ	-	-	-	-	-
NYI	-	-	-	-	-
NYR	1	0	0	0	0
OTT	1	0	0	0	0
PHI	-	-	-	-	-
PHO	7	0	1	1	6
PIT	1	0	1	1	0
SJ	-	-	-	-	-
STL	6	0	1	1	2
TB	-	-	-	-	-
TOR	2	0	1	1	0
VAN	6	1	1	2	0
WAS	1	0	0	0	0
TOTAL	105	6	29	35	46



PLAYERS

PERSONAL: Single...favorites: Robbie Williams (musician); "Wedding Crashers" and "Old School" (movies); "Las Vegas" (television show); Will Ferrell, Jessica Alba and Scarlett Johansson (actor/actress); Aldo's (San Jose area restaurant); "whatever my girl friend cooks" (food); Sausalito's (a Mexican bar/restaurant in Germany — hometown hangout), www.bild.de (German newspaper — web site); "anywhere in the sun or at the beach" (vacation spot)...over the summer, saw two World Cup matches (ran into Michalek at the Czech Republic vs. Ghana match) and went to Hawaii...if he wasn't in hockey, he'd be doing something with cars...likes to watch movies, play golf and shoot pool away from the rink...hockey idols are Wayne Gretzky and Bobby Orr...one pet peeve is injustice...three words to describe himself: helpful, dedicated and passionate...always puts on his right side first...likes to kick a soccer ball with teammates before a game...would like to meet Tiger Woods ("to teach me how to play golf") and tennis star Roger Federer...spends an average of five hours a week on the Internet...memorable Sharks/NHL moment is his first game...wore No. 44 from 2003-06...always puts hockey gear on his right side first...three wishes: Stanley Cup (times three).

CAREER STATISTICS

PLAYOFFS

Season	Club	League	GP	G	A	PTS	PIM	GP	G	A	PTS	PIM
1999-00	Krefeld	Germany	9	1	0	1	6	3	0	0	0	0
2000-01	Krefeld	Germany	58	3	11	14	73	-	-	-	-	-
2001-02	Krefeld	Germany	46	7	17	24	81	3	0	0	0	0
	Germany	WJC, Div. 1	5	3	7	10	10	-	-	-	-	-
	Germany	Olympics	7	0	0	0	8	-	-	-	-	-
2002-03	Krefeld	Germany	48	10	17	27	54	14	3	6	9	24
	Germany	World Champ.	7	0	0	0	8	-	-	-	-	-
2003-04	San Jose	NHL	41	1	11	12	14	-	-	-	-	-
	Cleveland	AHL	27	4	10	14	43	9	2	6	8	11
	Germany	World Cup	4	0	0	0	2	-	-	-	-	-
2004-05	Cleveland	AHL	79	12	23	35	103	-	-	-	-	-
	Germany	World Champ.	6	0	1	1	4	-	-	-	-	-
2005-06	San Jose	NHL	64	5	18	23	32	11	2	6	8	18
	Germany	Olympics	5	1	1	2	4	-	-	-	-	-
	Sharks/NHL Totals		105	6	29	35	46	11	2	6	8	18

Selected by San Jose in the 2001 NHL Entry Draft (4th round, 106th overall).

Jim Fahey

SHOOTS: Right **6-foot, 200 pounds**
BORN: 5/11/79 in Boston, Massachusetts
HOMETOWN: Milton, Massachusetts

Selected by San Jose in the 1998 NHL Entry Draft (8th round, 212th overall)

21

DEFENSE



PLAYERS

2005-06: Scored two assists in 21 games... Registered an assist at Los Angeles on Dec. 26... Appeared in six consecutive games from Oct. 8-21 in which the Sharks posted a 3-2-1 record... Registered an assist on the game-winning goal in his first game of the season at St. Louis on Oct. 8.

CAREER 2004-05: One of Cleveland's (AHL) alternate captains...Three of his four goals were game winners (tied with Ehrhoff for team lead among defensemen)...First goal of the season was game-winning goal vs. Houston on Nov. 18...Registered his second multi-point game of the season (1-1=2) on Jan. 4 at Manitoba in a 3-2 loss...Third goal of season was game-winner at Edmonton on Feb. 26...Registered a goal (SH) and assist, including the game-winner, on March 4 vs. Hamilton...**2003-04:** Finished season with two points (both assists) in 15 games with San Jose...Posted 19 points (1-18=19) and 64 PIMs in 32 games with Barons...Missed a majority of training camp with pneumonia...**Playoffs:** Played in two games, posting an even rating...**2002-03:** Scored a goal and had eight shots in six games for Team USA at the World Hockey Championships...Led team defensemen in power play assists (13)...Led NHL rookies in power play assists and was second in power play points (0-13=13)...Tops among NHL rookie defensemen in assists, seventh among all rookies and T-2nd among Sharks defensemen (19)...Led all NHL rookie defensemen and was third among Sharks blueliners in points (1-19=20)...First among team defensemen and T-1st on team in game-winning assists (five)...Named PlayStation "Sharks Rookie of the Year"...Tallied first career multi-assist/point game, including assist on Vincent Damphousse's game-winning goal Jan. 11 vs. Vancouver...Registered first NHL assist Jan. 9 vs. St. Louis...Selected to the PlanetUSA AHL All-Star team Jan. 2, but didn't play due to recall...Scored first NHL goal Dec. 23 at Boston...Played in first NHL game Dec. 12 vs. Pittsburgh...Posted 17 points (3-14=17) in 25 games with Cleveland at time of recall, first among team defensemen in scoring and third overall in assists...Scored first professional goal Nov. 14 vs. Hershey...Served as alternate captain for the Barons...Played in first professional season...**2001-02:** Named to the New England Hockey Writers (NEHW) All-Star Team...Voted NEHW's Most Outstanding Defenseman...Named as a Hockey East First Team All-American...Named finalist for Hobey Baker Award...Voted the Hockey East Player of the Month for October...Named winner of the 50th annual Walter Brown Award as the top Division 1 player from New England by the Gridiron Club of Greater Boston...Selected to the JOFA Division 1 East All-American First Team by the American Hockey Coaches Association (ACHA)...Served as team captain of Northeastern...Set school single season point record for defensemen (14-32=46)...Led team in scoring and assists...T-2nd on squad in power play goals (eight)...Second in Hockey East in scoring and assists among blueliners, T-6th overall in conference scoring and fourth in assists (10-20=30)...**2000-01:** Served as captain of Northeastern...Selected to All-Hockey East Second Team...Second on Huskies in assists, fourth on team in points (4-23=27)...Led all team defensemen in assists and points, T-1st among team D-men in goals...Posted seven multi-assist games...**1999-00:** T-1st on club in assists (17) and fourth in points (20)...**1998-99:** T-5th on club in assists (13) and was eighth in points (18) during freshman sea-

NHL Career Highlights

First NHL game — Dec. 12, 2002 vs. Pittsburgh
First NHL goal — Dec. 23, 2002 at Boston (John Grahame)
First NHL assist — Jan. 9, 2003 vs. St. Louis
Most points, game — 3, March 8, 2003 at Phoenix
Most goals, game — 1, Dec. 23, 2002 at Boston
Most assists, game — 3, March 8, 2003 at Phoenix
Most consecutive games, point — 3, Feb. 24, 2003 vs. Calgary thru March 1, 2003 at Calgary
Most consecutive games, goal — 1, Dec. 23, 2003 at Boston
Most consecutive games, assist — 3, Feb. 24, 2003 vs. Calgary thru March 1, 2003 at Calgary
Most consecutive games played — 17, March 8, 2003 at Phoenix thru Oct. 9, 2003 at Edmonton
Best plus/minus — +2, March 1, 2003 at Calgary
PlayStation "Sharks Rookie of the Year" — 2002-03
World Championships — Team USA (2003)

CAREER VS. NHL

	GP	G	A	PTS	PIM
ANA	4	0	1	1	0
ATL	1	0	0	0	0
BOS	4	1	2	3	2
BUF	1	0	0	0	0
CGY	5	0	4	4	6
CAR	-	-	-	-	-
CHI	4	0	0	0	2
COL	5	0	0	0	6
CBJ	3	0	0	0	6
DAL	7	0	0	0	15
DET	2	0	1	1	0
EDM	4	0	0	0	7
FLA	1	0	0	0	0
LA	6	0	4	4	0
MIN	4	0	0	0	2
MTL	1	0	0	0	0
NSH	1	0	0	0	0
NJ	2	0	1	1	0
NYI	-	-	-	-	-
NYR	1	0	0	0	0
OTT	2	0	0	0	0
PHI	1	0	0	0	0
PHO	6	0	5	5	8
PIT	1	0	0	0	0
SJ	-	-	-	-	-
STL	5	0	2	2	2
TB	1	0	0	0	0
TOR	1	0	0	0	0
VAN	3	0	3	3	4
WAS	3	0	0	0	5
TOTAL	79	1	23	24	65



PLAYERS

son...**1997-98:** Drafted in the eighth round (212th overall) in 1998 NHL Entry Draft...Captained Catholic Memorial High School to two consecutive state titles and was member of four state championship teams...Won national high school title in

1995...Named Catholic Conference MVP...Named Hockey Night in Boston's Player of the Year and Defensive MVP...Selected to *Boston Globe* Dream Team and *Boston Herald* Super Team.

PERSONAL: Got married in Sonoma to Brenell after the season...the couple spent their honeymoon in the Barbados...has a "labradoodle" (half Labrador/half poodle) named Milton...favorites: Dave Matthews Band (musicians); "The Shawshank Redemption" (movie); "CSI: Miami" (television show); Robin Williams (actor); Cape Cod (vacation spot); High-Five Pizza (San Jose area restaurant); sushi (food); hanging out at The Deck (hometown hangout)...hockey idol is Cheechoo...likes to fish...if he wasn't in hockey, he'd be working for his father's tile company..."The Jimbo" lists laziness as his pet peeve...would like to meet Muhammad Ali ("a great athlete")...memorable Sharks/NHL moment: first game...spends about an hour a week on the Internet...three wishes: win Stanley Cup (times three).

CAREER STATISTICS

PLAYOFFS

Season	Club	League	GP	G	A	PTS	PIM	GP	G	A	PTS	PIM
1997-98	Catholic Memorial HS		24	12	32	44	28	-	-	-	-	-
1998-99	Northeastern	HE	32	5	13	18	34	-	-	-	-	-
1999-00	Northeastern	HE	35	3	17	20	52	2	0	0	0	0
2000-01	Northeastern	HE	36	4	23	27	48	2	0	2	2	2
2001-02	Northeastern	HE	39	14	32	46	50	-	-	-	-	-
2002-03	Cleveland	AHL	25	3	14	17	42	-	-	-	-	-
	San Jose	NHL	43	1	19	20	33	-	-	-	-	-
	USA	World Champ.	6	1	0	1	2	-	-	-	-	-
2003-04	San Jose	NHL	15	0	2	2	18	2	0	0	0	0
	Cleveland	AHL	32	1	18	19	64	-	-	-	-	-
2004-05	Cleveland	AHL	69	4	22	26	146	-	-	-	-	-
2005-06	San Jose	NHL	21	0	2	2	14	-	-	-	-	-
	Sharks/NHL Totals		79	1	23	24	65	2	0	0	0	0

Selected by San Jose in the 1998 NHL Entry Draft (8th round, 212th overall).

Marcel Goc

(GAHTCH)

SHOOTS: Left 6-foot-1, 195 pounds**BORN:** 8/24/83 in Calv, Germany**HOMETOWN:** Gechingen, Germany*Selected by San Jose in the 2001 NHL Entry Draft (1st round, 20th overall)*

11

CENTER



PLAYERS

2005-06: Third among Sharks forwards in blocked shots (35)...Snapped a 50-game goal scoring drought by scoring the game-winning goal at Colorado on April 5...Posted two assists, including one on the game-winner, March 19 vs. Colorado...Netted game-winning goal in a 1-0 overtime victory at Anaheim on Nov. 4...Scored first NHL regular season goal and was unsuccessful on first career penalty shot against Marty Turco at Dallas on Oct. 26 in a 5-4 overtime win...Recorded his first NHL assist and multi-point game (0-2=2) at Chicago on Oct. 7...Appeared in his first NHL regular season game at Nashville on Oct. 5...**Olympics:** Registered one goal, the game-tying goal vs. Italy, in five games...**Playoffs:** Won 72 percent of his faceoffs and assisted on Scott Thornton's goal in Game Five of the WCSF vs. Edmonton on May 14...Led all Sharks forwards in shorthanded time on ice (3:14) in Game One of the WCSF vs. Edmonton on May 7...Assisted on Rissmiller's goal in Game Four of the WCQF vs. Nashville on April 27...Registered assist on Smith's series opening goal in Game One of WCQF at Nashville on April 21.

Career Highlights

First NHL game — Oct. 5, 2005 at Nashville**First NHL goal** — Oct. 26, 2005 at Dallas**First NHL assist** — Oct. 7, 2005 at Chicago**Most points, game** — 2, 2 times, most recent, March 19, 2006 vs. Colorado**Most goals, game** — 1, 8 times, most recent, April 5, 2006 at Colorado**Most assists, game** — 2, 2 times, most recent, March 19, 2006 vs. Colorado**Most consecutive games, point** — 3, 2 times, most recent,

Nov. 23, 2005 at Calgary thru Nov. 26, 2005 vs. Detroit

Most consecutive games, goal — 3, Nov. 2, 2005 vs.

Nashville thru Nov. 5, 2005 vs. Minnesota

Most consecutive games, assist — 2, Jan. 5, 2006 vs.

Columbus thru Jan. 7, 2006 vs. Los Angeles

Most consecutive games played — 52, Oct. 5, 2005 at

Nashville thru Feb. 4, 2006 vs. Anaheim

Best plus/minus — +2, 3 times, most recent, March 26, 2006 at Chicago**Olympics** — Team Germany (2002-DNP, 2006)**World Championships** — Team Germany (2003, 2005)**World Cup** — Team Germany (2004)

CAREER 2004-05: Led Cleveland (AHL) in assists (19) and points (25) on the road...Led the Barons in power play assists (16)...Three short-handed goals tied a Barons franchise record for short-handed goals in a season (Mike Craig, 2001-02)...Tallied a team season-high three assists on Jan. 19 at Cincinnati...Tied a franchise record (Jon DiSalvatore, 2003-04/Ehrhoff, 2004-05) with 10 shots on goal and scored a multi-point game (1-2=3) on Feb. 10 vs. Edmonton...Franchise record assist streak (0-7=7) snapped at seven games on March 11 at San Antonio...**Other:** Played for Team Germany at 2005 World Championships...**2003-04:** T-16th in AHL among rookie scorers (37 points), T-1st in GWV goals (five), fourth in shots (105)...Recorded a 5-game point streak from Dec. 21-Jan. 9...Scored first professional goal and added three assists on Dec. 13 vs. Manitoba...Playoffs: Recalled to San Jose on April 9...Picked up assist on Smith's game-winning, series-clinching goal in Game 5 of WCQF vs. St. Louis — his first NHL game...Scored the game-winning and series-clinching goal at Colorado in Game 6 of the WCSF — his second NHL game...World Cup of Hockey: Had an assist in three games for Team Germany...**2002-03:** Tallied three points (1-2=3, T-4th on team) in seven games for Team Germany at the World Championships, helping country to quarterfinals...First on Germany in faceoff percentage (60 percent)...Tallied 20 points (6-14=20) in 36 games with Adler Mannheim...Helped club to German Cup Championship win over Koelner Haie on Feb. 18...Played for Team Germany at the League All-Star Game and Swiss Cup...Posted three points (1-2=3) in eight postseason games...Posted three points (1-2=3) for Team Germany at the World Junior Championships...**2001-02:** Second on Team Germany in points, T-1st on team in goals (4-2=6) in five games at the Group 1 World Junior Tournament, helping Germany win and secure a berth in the following year's World Junior Championships...Named to German Olympic Team, but did not play...Posted 17 points (8-9=17) in 45 games for Scwennigen...**2000-01:** Highest ever German national player selected in the NHL Entry Draft (previous was Marco Sturm,

CAREER VS. NHL

	GP	G	A	PTS	PIM
ANA	8	1	0	1	2
ATL	1	0	0	0	0
BOS	1	0	0	0	0
BUF	1	0	0	0	4
CGY	3	0	1	1	0
CAR	1	0	0	0	0
CHI	4	0	3	3	0
COL	4	1	2	3	0
CBJ	4	0	1	1	0
DAL	8	1	2	3	2
DET	4	1	0	1	0
EDM	4	0	0	0	0
FLA	1	0	0	0	0
LA	8	0	1	1	2
MIN	4	1	1	2	8
MTL	1	0	0	0	0
NSH	4	1	0	1	0
NJ	-	-	-	-	-
NYI	-	-	-	-	-
NYR	-	-	-	-	-
OTT	1	0	0	0	0
PHI	-	-	-	-	-
PHO	8	0	0	0	4
PIT	-	-	-	-	-
SJ	-	-	-	-	-
STL	4	0	1	1	0
TB	1	0	0	0	0
TOR	1	0	0	0	0
VAN	4	2	1	3	0
WAS	1	0	1	1	0
TOTAL	81	8	14	22	22



21st overall in 1996)...Scored 41 points (13-28=41) in 58 games with Schwenningen of Germany's top league...Led team in assists and ranked third in scoring...Competed for Team Germany at the World Junior Championships...Competed for Team Germany at the Under-18 World Championships, leading the team in scoring (2-4=6) in six games...**1999-00:** Posted three assists in 51 games for Schwenningen in Germany's top league as a 16-year old...Competed for Team Germany at the World Junior Championships.

PLAYERS

PERSONAL: Married (Suzanne)...favorites: The Talking Trees (Mark Smith's band — musician); "Inside Man" (movie); "King of Queens" (television show); Will Ferrell and Nicolas Cage (actors); Jennifer Aniston and Scarlett Johansson (actress); Blowfish Sushi To Die For (San Jose area restaurant); Austria (vacation spot); spaetzle (food — a German dumpling); new house (hometown hangout — bought the house in Germany after the 2005-06 season)...if he wasn't in hockey, he'd be a soccer player...other than buying a house, did "not much" over the summer...likes to play soccer and tennis away from the ice...Wayne Gretzky is his hockey idol...wore No. 57 when he made his debut in 2003-04 during the playoffs..."Gocher" is his nickname...one pet peeve is arrogance...likes to kick a soccer ball with teammates before games...spends an hour or two a week on the Internet...three wishes: Stanley Cup (times three).

CAREER STATISTICS

PLAYOFFS

Season	Club	League	GP	G	A	PTS	PIM	GP	G	A	PTS	PIM
1999-00	Schwenningen	Germany	51	0	3	3	4	-	-	-	-	-
2000-01	Schwenningen	Germany	58	13	28	41	12	-	-	-	-	-
2001-02	Schwenningen	Germany	45	8	9	17	24	-	-	-	-	-
	Mannheim	Germany	8	0	2	2	0	-	-	-	-	-
	Germany	WJC, Div. 1	5	2	4	6	2	-	-	-	-	-
2002-03	Adler Mannheim	Germany	36	6	14	20	16	8	1	2	3	0
	Germany	World Jrs.	6	1	2	3	2	-	-	-	-	-
	Germany	World Champ.	7	1	2	3	0	-	-	-	-	-
2003-04	San Jose	NHL	-	-	-	-	-	5	1	1	2	4
	Cleveland	AHL	78	16	21	37	24	-	-	-	-	-
	Germany	World Cup	3	0	1	1	4	-	-	-	-	-
2004-05	Cleveland	AHL	76	16	34	50	28	-	-	-	-	-
	Germany	World Champ.	6	2	0	2	0	-	-	-	-	-
2005-06	San Jose	NHL	81	8	14	22	22	11	0	3	3	0
	Germany	Olympics	5	1	0	1	0	-	-	-	-	-
Sharks/NHL Totals			81	8	14	22	22	16	1	4	5	4

Selected by San Jose in the 2001 NHL Entry Draft (1st round, 20th overall).

Josh Gorges

SHOOTS: Right **6-foot-1, 195 pounds**
BORN: 8/14/84 in Kelowna, British Columbia
HOMETOWN: Kelowna, British Columbia

Signed by San Jose as a free agent on Sept. 20, 2002

6

DEFENSE



PLAYERS

2005-06: Third on San Jose in blocked shots (76)... Finished the regular season by posting an even or plus rating in his last seven games (plus-5)... Missed March 25 game at Minnesota with flu-like symptoms... Received his first career fighting major/penalty minutes against St. Louis' Mark Rycroft on Dec. 23... Recorded his first NHL point with an assist against Los Angeles on Jan. 7... Appeared in his second NHL game against Anaheim on Dec. 20, posting an even plus/minus rating and 12:24 of ice time... Recalled from Cleveland (AHL) on Dec. 15, where he totaled five points (2-3=5) in 18 games with a plus-1 plus/minus rating... Assigned to Cleveland on Oct. 11... Made NHL debut by logging 13:40 of ice time at Chicago on Oct. 7... **Playoffs:** Earned first NHL playoff point with an assist on Marleau's goal in Game 3 of the WCSF at Edmonton on May 10... Led Sharks in shorthanded ice time in Game One of the WCSF vs. Edmonton on May 7 and in Game Four of the WCQF vs. Nashville on April 27.

NHL Career Highlights

First NHL game — Oct. 7, 2005 at Chicago
First NHL assist — Jan. 7, 2006 vs. Los Angeles
Most points, game — 1, 6 times, most recent, March 18, 2006 vs. Dallas
Most assists, game — 1, 6 times, most recent, March 18, 2006 vs. Dallas
Most consecutive games, point — 2, Jan. 7-10, 2006
Most consecutive games, assist — 2, Jan. 7-10, 2006
Most consecutive games played — 37, Dec. 20, 2005 vs. Anaheim thru March 23, 2006 at Detroit
Best plus/minus — +3, March 13, 2006 vs. Los Angeles
World Junior Championships — Canada (2003)

CAREER 2004-05: Made his professional debut with Cleveland on Oct. 15 at Grand Rapids... First professional goal at Syracuse on Jan. 15 set a franchise record for fastest goal from start of game (20 seconds)... Registered the first multi-point game of his pro career (1-1=2) on April 2 vs. St. John's... Received Barons "Rookie of the Year" honors... **2003-04:** Kelowna's team captain was ninth among all WHL defensemen with 42 points (tops on team, third overall)... First on team in assists (31)... **Playoffs:** Helped lead Kelowna to Memorial Cup Championship... Assisted on championship game-winning goal... Second in WHL and on Kelowna in defensemen scoring with 15 points... T-4th WHL in assists (13), T-6th in plus/minus plus-13, T-1st in power play assists... Second on team in scoring, assists... **Other:** Helped lead Team Canada to silver medal at 2004 World Junior Championships... WHL's captain during the CHL's Canada-Russia Challenge in November 2003, posting three points and helping the WHL sweep the 2-game series... **2002-03:** Set WHL career highs in goals, assists and points (11-48=59, sixth on team) in 54 games, helping club capture the Scotty Munro Memorial Trophy as WHL regular season champions... Served as assistant captain... T-5th on team in points and fifth in assists... Seventh among all WHL defensemen in points... Named to WHL Western Conference All-Star Team for Hershey Cup, but unable to play due to injury... **Playoffs:** Helped Kelowna capture WHL Championship and berth in Memorial Cup... Fourth on team, second among team blueliners, second among all playoff defensemen and sixth among all playoff players in scoring (3-17=20) in 19 postseason games... Second on team and among all players in assists (17)... Second on team and overall among all playoff players in plus/minus (plus-17)... **2001-02:** Played in a career-high 72 games... Posted 41 points (7-34=41)... Added eight points (1-7=8) in 15 postseason games... **2000-01:** Had 10 points (4-6=10) in 57 games during WHL rookie season.

PERSONAL Single... favorites: The Talking Trees (Mark Smith's band — musicians); "Old School" (movie); "Rock Star: Supernova" (television show); Denzel Washington (actor); Scarlett Johansson (actress); Las Vegas (vacation spot); Blowfish Sushi To Die For (San Jose area restaurant); steak and potatoes (foods); whl.ca (web site); Sturgeon Hall (pub — hometown hangout)... summer activities included coming to California for Fahey's wedding... if he wasn't in hockey, he'd be going to

CAREER VS. NHL

	GP	G	A	PTS	PIM
ANA	6	0	1	1	4
ATL	-	-	-	-	-
BOS	1	0	1	1	0
BUF	-	-	-	-	-
CGY	2	0	0	0	0
CAR	-	-	-	-	-
CHI	3	0	0	0	4
COL	3	0	0	0	0
CBJ	2	0	0	0	2
DAL	5	0	1	1	6
DET	2	0	0	0	0
EDM	3	0	1	1	0
FLA	-	-	-	-	-
LA	6	0	2	2	4
MIN	1	0	0	0	0
MTL	1	0	0	0	0
NSH	1	0	0	0	0
NJ	-	-	-	-	-
NYI	-	-	-	-	-
NYR	-	-	-	-	-
OTT	1	0	0	0	4
PHI	-	-	-	-	-
PHO	6	0	0	0	0
PIT	-	-	-	-	-
SJ	-	-	-	-	-
STL	3	0	0	0	5
TB	1	0	0	0	0
TOR	-	-	-	-	-
VAN	2	0	0	0	2
WAS	-	-	-	-	-
TOTAL	49	0	6	6	31



PLAYERS

school and focusing on business classes...father owns a Dairy Queen...away from the ice, likes to relax, watch movies and play volleyball in the summer...hockey idol is Bobby Orr...memorable NHL/Sharks moment is his first game...likes to kick a soccer ball with teammates before games...best part about growing up in Kelowna: having water (the lake) nearby to go tubing or water skiing...nickname is "Jorge" (pronounced Hor-hey)...describes himself as intense, loyal and easy going...spends an average of a few hours a week on the Internet...three wishes: Stanley Cup (times three).

CAREER STATISTICS

PLAYOFFS

Season	Club	League	GP	G	A	PTS	PIM	GP	G	A	PTS	PIM
2000-01	Kelowna	WHL	57	4	6	10	24	6	1	1	2	4
2001-02	Kelowna	WHL	72	7	34	41	74	15	1	7	8	8
2002-03	Kelowna	WHL	54	11	48	59	76	19	3	17	20	16
2003-04	Kelowna	WHL	62	11	31	42	38	17	2	13	15	6
	Canada	World Jr.	6	0	3	3	4	-	-	-	-	-
	Canada	CHL Chal.	2	2	1	3	N/A	-	-	-	-	-
2004-05	Cleveland	AHL	74	4	8	12	37	-	-	-	-	-
2005-06	San Jose	NHL	49	0	6	6	31	11	0	1	1	4
	Cleveland	AHL	18	2	3	5	12	-	-	-	-	-
	Sharks/NHL Totals		49	0	6	6	31	11	0	1	1	4

Signed by San Jose as a free agent on Sept. 20, 2002.

Mike Grier

SHOOTS: Right **6-foot-1, 225 pounds**

BORN: 1/5/75 in Detroit, Michigan

HOMETOWN: Boston, Massachusetts

Signed by San Jose as a free agent on July 3, 2006.

25

RIGHT WING



PLAYERS

2005-06: Set career high and finished T-4th on the Sabres with four game-winning goals...Scored game-winner at Philadelphia on March 11...Recorded his second three-point game (0-3-3) of the season vs. Tampa Bay on March 9...Tied career high with three points (0-3-3) vs. Los Angeles on Jan. 14...Had two points, including GWG, at Minnesota on Dec. 11...Did not play vs. Montreal on Nov. 4 with hip flexor injury...First goal of the season was game winner vs. Boston on Oct. 7...**Playoffs:** Eight points (3-5-8) in 18 games...Set Sabres record by scoring 35 seconds into Game 1 of ECQF at Ottawa on May 5...Had four points (1-3-4) and was a plus-4 at Philadelphia in Game 6 of ECQF on May 2...Scored goal vs. Philadelphia in Game 4 of ECQF on April 28.

NHL Career Highlights

First NHL game — Oct. 4, 1996 vs. Buffalo (with Edmonton)

First NHL assist — Oct. 20, 1996 at Calgary (with Edmonton)

First NHL goal — Oct. 26 vs. Colorado (with Edmonton)

Most points, game — 3, 8 times, most recent, March 9, 2006 vs. Tampa Bay (with Buffalo)

Most goals, game — 3, 3/20/99 vs. Vancouver (with Edmonton)

Most assists, game — 3, 4 times, most recent, March 9, 2006 vs. Tampa Bay (with Buffalo)

Most consecutive games, point — 5, Oct. 21-Nov. 2, 1998 (with Edmonton)

Most consecutive games, goal — 3, 4 times, Nov. 19-23, 2002

Most consecutive games, assist — 3, 4 times, Jan. 3-7, 2001 (with Ottawa)

Most consecutive games — 212, Dec. 27, 2000 thru Oct. 13, 2003 (with Edmonton/Washington)

CAREER 2004-05: Did not play...**2003-04:** Made Buffalo debut at Washington on March 10 and tied a career high with three points (1-2-3)...Appeared in 600th NHL game vs. Boston on March 11...Missed one game due to a suspension (Oct. 14 at Montreal for actions on Oct. 13 at Toronto, elbow)...Recorded point in three-straight games Feb. 12-15 (2-1-3), including a goal in consecutive games Feb. 12-13...Scored goal (100th in NHL) and an assist at Carolina on Jan. 29 for first multi-point game since Dec. 19, 2002, vs. Boston (1-1-2)...Assisted in back-to-back games Dec. 23-27...**2002-03:** One of only five players to appear in all 82 games for Washington, recording 15 goals and 17 assists, after being acquired from Edmonton before the season...T-1st on Caps in SHGs (two) and T-7th in goals...Marked fifth consecutive season with two-or-more SHGs...Appeared in 500th NHL game vs. St. Louis on Jan. 28...Recorded 200th NHL point, an assist, vs. New Jersey on Dec. 27...Tied career high with three points on two goals, including SHG and GWG, and assist at Phoenix on Dec. 13...Registered points in four consecutive games from Nov. 29-Dec. 6 (1-4-5), including first Capitals assist, vs. Ottawa on Nov. 29...Tallied first Capitals goal at Columbus on Nov. 5...Playoffs: Appeared in all six playoff games, recording goal and assist...**2001-02:** One of five Edmonton players to appear in all 82 games...Ranked second on the team in SH points (four)...Led team forwards and ranked third in hits (136)...Set career high in GWGs (three)...Scored SHG/GWG vs. Calgary on March 23...Milestones: 100th NHL assist (vs. San Jose on March 20), 400th NHL game (vs. Tampa Bay on Dec. 14)...**2000-01:** Tied a career high in goals and SHGs (three) and set career high in plus/minus rating (plus-11)...Third on the team in goals, fifth in plus/minus rating and sixth in points (36)...Second on team and sixth in NHL in SH points (six)...Tied for second on team in SHGs...Appeared in 300th NHL game vs. Toronto on Oct. 9...Missed eight games with shoulder injury from Dec. 6-22...**Playoffs:** Held scoreless in six games...**1999-00:** Tied career high and led team with three SHGs (11th in NHL)...Led team in SH points (18th in NHL)...Missed four games from Nov. 26-Dec. 2 with shoulder injury...Missed last 12 games of regular season and team's five playoff games with muscle tear in arm suffered at Atlanta on March 13...Set career high with 20 PIM at Los Angeles on Dec. 30...Recorded 100th NHL point with GWG at N.Y. Islanders on Dec. 14...**1998-99:** One of three Edmonton players to appear in all 82 games, setting a career high...Ranked third on the team in goals and points (44)...Tied for team lead in SHGs (two) and tied for fifth in assists...Set career highs in goals, assists, points and shots...Set career high by recording points in five consecutive games from

CAREER VS. NHL

	GP	G	A	PTS	PIM
ANA	29	5	1	6	14
ATL	17	5	5	10	0
BOS	26	3	7	10	18
BUF	17	3	5	8	18
CGY	33	9	6	15	22
CAR	25	5	4	9	15
CHI	22	5	8	13	11
COL	12	2	5	7	2
CBJ	11	1	2	3	17
DAL	26	3	2	5	20
DET	23	0	3	3	24
EDM	3	0	0	0	0
FLA	26	3	3	6	26
LA	29	5	7	12	26
MIN	14	5	4	9	4
MTL	29	3	8	11	18
NSH	17	6	3	9	6
NJ	21	3	6	9	10
NYI	20	2	2	4	6
NYR	20	3	3	6	8
OTT	25	2	4	6	4
PHI	21	3	2	5	4
PHO	26	6	10	16	2
PIT	21	3	7	10	8
SJ	28	3	10	13	32
STL	24	4	4	8	4
TB	26	3	10	13	28
TOR	36	5	7	12	28
VAN	31	5	6	11	21
WAS	14	3	4	7	2
TOTAL	693	112	155	267	392



Oct. 21-Nov. 2 (3-3-6)...Set career high with three assists at San Jose on April 12...Recorded first career hat trick vs. Vancouver on March 20...Appeared in 200th NHL game at Anaheim on Feb. 17...Tallied first career SHG vs. Dallas on Dec. 6...

Playoffs: Appeared in four games, recording one goal and one assist...**1997-98:** Appeared in 100th NHL game at Dallas on Nov. 19...Missed 13 games (Nov. 20-Dec. 17) with knee injury...**Playoffs:** Appeared in 12 games, tying for seventh on team with four points (2-2-4)...Recorded two goals, including game-winner in Game 5 of the WCQF vs. Colorado on April 30.

PERSONAL: Married (Anne) with a son (Jayden)...has a dog named Rocky...favorites: Jay-Z and Pearl Jam (musicians); "Silence of the Lambs" and "Good Will Hunting" (movies); "Entourage" and "Curb Your Enthusiasm" (television shows); Will Ferrell (actor); Halle Berry (actress); Hawaii (vacation spot); chicken parmesan (food); The Rack (Boston restaurant/bar—hometown hangout); espn.com (web site)...would've like to have met Dr. Martin Luther King Jr. ("someone I admire")...always eats chicken and pasta before every game...likes to listen to music away from the ice...if he wasn't in hockey, he'd be doing something in football (his father, veteran NFL assistant coach/team executive Bobby, is associate director of scouting for the Houston Texans and his brother, Chris, is a national scout/assistant director of college scouting with the Miami Dolphins)...hockey idols are Cam Neely and Mark Messier...Walter Payton is his football idol...pet peeve is rude people...nickname is "Grierson"...describes himself as laid back, sarcastic and hard working...memorable NHL moment: winning Game Seven of the 1997 Western Conference Quarterfinals over Dallas (with Edmonton)...best part about growing up in Boston: going to New England Patriots games.

PLAYERS

CAREER STATISTICS

PLAYOFFS

Season	Club	League	GP	G	A	PTS	PIM	GP	G	A	PTS	PIM
1993-94	Boston U.	Hockey East	39	9	9	18	56	--	--	--	--	--
1994-95	Boston U.	Hockey East	37	29	26	55	85	--	--	--	--	--
1995-96	Boston U.	Hockey East	38	21	25	46	82	--	--	--	--	--
1996-97	Edmonton	NHL	79	15	17	32	45	12	3	1	4	4
1997-98	Edmonton	NHL	66	9	6	15	73	12	2	2	4	13
1998-99	Edmonton	NHL	82	20	24	44	54	4	1	1	2	6
1999-00	Edmonton	NHL	65	9	22	31	68	--	--	--	--	--
2000-01	Edmonton	NHL	74	20	16	36	20	6	0	0	0	8
2001-02	Edmonton	NHL	82	8	17	25	32	--	--	--	--	--
2002-03	Washington	NHL	82	15	17	32	36	6	1	1	2	2
2003-04	Washington	NHL	68	8	12	20	32	--	--	--	--	--
	Buffalo	NHL	14	1	8	9	4	--	--	--	--	--
2005-06	Buffalo	NHL	81	7	16	23	28	18	3	5	8	2
	NHL Totals		612	105	139	244	364	58	10	10	20	35

Selected by St. Louis as their seventh choice (219th overall) in the 1993 NHL Entry Draft. Rights traded to Edmonton by St. Louis with Curtis Joseph for St. Louis' first round choices in 1996 and 1997 NHL Entry Drafts on Aug. 4, 1995. Traded to Washington by Edmonton for Washington's second round choice in 2003 NHL Entry Draft and Vancouver's third round choice in 2003 Entry Draft, Oct. 7, 2002. Traded to Buffalo by Washington for Jakub Klepis on March 9, 2004. Signed by San Jose as a free agent on July 3, 2006.


Scott Hannan

SHOOTS: Left **6-foot-1, 225 pounds**
BORN: 1/23/79 in Richmond, British Columbia
HOMETOWN: Kelowna, British Columbia

Selected by San Jose in the 1997 NHL Entry Draft (1st round, 23rd overall)

22

DEFENSE



PLAYERS

2005-06: Sharks alternate captain established a new career high in points (24), which was second-best among team defensemen, and tied his career-best with six goals...Led all NHL skaters in average even strength ice time (17:31)...Registered 21 points (5-16-21) and a plus-26 plus/minus rating in his final 56 games beginning on Dec. 2...Led team and was 14th in the NHL in average ice time per game (24:34)...Second on the team in blocked shots (82)...Scored a power play goal that tied and sent the game to overtime vs. Phoenix on April 1...Played in 163 consecutive games, from Feb. 19, 2003 to Feb. 28, 2006, the seventh-longest streak in franchise history...Appeared in his 400th NHL game, all with the Sharks, on Feb. 4 vs. Anaheim...Earned first multi-point game of the season (1-2-3) at Boston on Jan. 10...Surpassed Brad Stuart for ninth place on the Sharks all-time games played list against Washington on Dec. 16 and begins 2006-07 in eighth place (429)...Tallied first goal at Dallas on Oct. 26...Earned first assist and led the Sharks in ice time (23:00) at Chicago on Oct. 7...**Playoffs:** Assisted on Michalek's goal in Game Five of the WCQF at Nashville on April 30...Led all Sharks and Nashville skaters in ice time (24:12) in Game One of WCQF at Nashville on April 21.

CAREER 2004-05: Skated for gold medal-winning Team Canada at the 2004 World Cup of Hockey and the silver-medal winning squad at the 2005 World Championships...Invited to Team Canada's Development Camp for the 2006 Winter Olympics...**2003-04:** Scored 21 points (career-high six goals, 15 assists) playing in all 82 games (career high) and led the team in average ice time (23:39)...Surpassed single season career-high in goals with his fourth on Feb. 5 vs. Phoenix (previous high was three, set in 2002-03 and 2000-01)...Played in his 300th NHL game Dec. 22 vs. Anaheim...Served as alternate captain for the season's first 10-game segment...Named Seagate Technology "Sharks Player of the Month" for October after leading all skaters in average ice time...Named runner-up for NHL Defensive Player of the Week for Nov. 2 after posting 1-2-3, plus-2 and 26 minutes in ice time per game in four games...Matched career high for points in a game with 1-1-2 on Nov. 2 at Atlanta...**Playoffs:** Led team in average ice time (26:38)...T-6th on team in scoring and T-1st among defensemen with six points (1-5-6)...Scored game-winning goal (first career playoff goal) in Game One of the WCSF vs. Colorado on April 22...**2002-03:** Led team in average ice time (24:15), T-2nd among team defensemen in assists (19, career high) and second among team defensemen in points (3-19-22)...Named Seagate Technology "Sharks Player of the Month" for February after ranking second among team defensemen with five points (1-4-5) in 11 games...Scored power play goal March 4 at Edmonton, tying career high previously set in 2000-01...Posted 3-game assist/point (0-3-3) streak from Jan. 22-27...Scored first multi-point game of the season, including posting his first goal, Jan. 6 vs. Edmonton...Played in his 200th NHL game Nov. 11 vs. N.Y. Rangers...**2001-02:** Tied career-high with two assists Dec. 19 at Atlanta...**Playoffs:** Registered two assists in 4-1 win in Game 3 April 22 at Phoenix, including helpers on Sharks first goal and GWG...**2000-01:** Fourth on club in defensemen scoring (3-14-17)...T-2nd among team defensemen, T-3rd overall, in plus/minus (plus-10)...Played in 100th NHL game March 18 vs. Detroit...Scored first career GWG (also his first career OT goal) in 3-2 OT win Nov. 30 vs. Anaheim...Posted assists in two consecutive games (Oct. 20-21), setting career highs for most consecutive games with a point and assist...**Playoffs:** Led team in average ice time (25:09)...Led club with 31:49 of ice time in Game 5 of WCQF at St. Louis April 19...Posted second career playoff assist and led all players with six shots in Game 3 of WCQF vs. St. Louis April 16...**1999-00:** T-2nd on San Jose in plus/minus (plus-7)...Scored first NHL goal Feb. 18 at Anaheim...**Playoffs:** Scored first playoff assist in his first playoff game on May 7 in WCSF at Dallas on May 7...**1998-99:** Registered two assists in NHL debut with Sharks in Japan Oct. 9 against Calgary...Played five games with Sharks after

NHL Career Highlights

First NHL game — Oct. 9, 1998 vs. Calgary (in Japan)

First NHL goal — Feb. 18, 2000 at Anaheim (Guy Hebert)

First NHL assist — Oct. 9, 1998 vs. Calgary (in Japan)

Most points, game — 3, Jan. 10, 2006 at Boston

Most goals, game — 1, 21 times, most recent, April 12, 2006 at Vancouver

Most assists, game — 2, 5 times, most recent, Feb. 1, 2006 at Anaheim

Most consecutive games, point — 3, Dec. 23, 2005 vs. St. Louis thru Dec. 28, 2005 vs. Phoenix

Most consecutive games, goal — 11, 21 times, most recent, April 12, 2006 at Vancouver

Most consecutive games, assist — 3, Dec. 23, 2005 vs. St. Louis thru Dec. 28, 2005 vs. Phoenix

Most consecutive games played — 163, Feb. 19, 2003 vs. N.Y. Islanders thru Feb. 28, 2006 vs. Detroit

Best plus/minus — +4, March 30, 2002 vs. Columbus

200th NHL game — Nov. 11, 2002 vs. N.Y. Rangers

300th NHL game — Dec. 22, 2003 vs. Anaheim

400th NHL game — Feb. 4, 2006 vs. Anaheim

100th NHL point — April 1, 2006 vs. Phoenix

Seagate Technology "Sharks Player of the Month" — Feb. 2003, Oct. 2004

World Cup — Team Canada (2004)

World Championships — Team Canada (2005)

CAREER VS. NHL

	GP	G	A	PTS	PIM
ANA	33	3	10	13	24
ATL	6	1	4	5	0
BOS	8	1	2	3	0
BUF	7	0	0	0	8
CGY	22	0	3	3	10
CAR	8	0	1	1	10
CHI	20	0	6	6	12
COL	24	1	3	4	16
CBJ	18	0	7	7	10
DAL	30	1	3	4	18
DET	22	1	0	1	10
EDM	20	3	3	6	12
FLA	8	0	2	2	6
LA	30	0	8	8	28
MIN	20	2	5	7	9
MTL	6	0	2	2	2
NSH	20	0	4	4	20
NJ	5	0	1	1	2
NYI	8	0	1	1	6
NYR	7	0	1	1	11
OTT	5	0	0	0	2
PHI	6	0	2	2	6
PHO	32	4	8	12	23
PIT	5	0	1	1	0
SJ	-	-	-	-	-
STL	20	0	3	3	16
TB	8	1	0	1	2
TOR	5	2	0	2	0
VAN	20	1	1	2	16
WAS	6	0	1	1	12
TOTAL	429	21	82	103	291



training camp before returning to Kelowna...Named to WHL's Western Conference first All-Star Team...Played in WHL All-Star Game...Named Kelowna's most valuable player, best defenseman and player of the year...Second on club in scoring (15-30=45) while playing in just 47 games...Made his AHL debut with Kentucky April 16 vs. Cincinnati...**1997-98:** Invited to Canada's 1998 National Junior Evaluation Camp.

PERSONAL: Single...favorites: Dave Matthews Band, Pearl Jam, Matthew Good Band and country (musicians/music); "Batman Begins," "Return of Superman" and anything involving super heroes (movies), "Entourage," "Lost" and "Dukes of Hazzard" (television shows); Russell Crowe and Johnny Depp

(actors); Scarlett Johansson (actress); Aldo's, Forbes Mill and Blowfish Sushi to Die For (San Jose area restaurants); Las Vegas and Kelowna, British Columbia (vacation spots); sushi and steak (favorite foods); www.fark.com (web site); Sturgeon Hall in Kelowna (hometown hangout)...away from the ice, likes to play poker, ride the wakeboard, surf and wakesurf...if he wasn't in hockey, he'd be a lawyer, doing something regarding the law or in the restaurant business..."Ben" calls getting drafted by the Sharks, playing in his first Sharks game and participating in his first Stanley Cup Playoffs as his memorable NHL/Sharks moments...hockey idol is former Rangers and Vancouver defenseman Doug Lidster...involved with Garth Brooks' "Teammates For Kids"...likes to kick the soccer ball with teammates before a game...best part about growing up in British Columbia: good friends and good hockey...would've like to have met Jesus Christ...spends about 15 minutes a day on the Internet...calls himself honest, dedicated and fun...pet peeve is traffic...three wishes: Stanley Cup (times three).

PLAYERS

CAREER STATISTICS

PLAYOFFS

Season	Club	League	GP	G	A	PTS	PIM	GP	G	A	PTS	PIM
1994-95	Surrey	BCAHA	70	54	54	108	200	-	-	-	-	-
	Tacoma	WHL	2	0	0	0	0	-	-	-	-	-
1995-96	Kelowna	WHL	69	4	5	9	76	6	0	1	1	4
1996-97	Kelowna	WHL	70	17	26	43	101	6	0	0	0	8
1997-98	Kelowna	WHL	47	10	30	40	70	7	2	7	9	14
1998-99	Kelowna	WHL	47	15	30	45	92	6	1	2	3	14
	Kentucky	AHL	2	0	0	0	2	12	0	2	2	10
	San Jose	NHL	5	0	2	2	6	-	-	-	-	-
1999-00	Kentucky	AHL	41	5	12	17	40	-	-	-	-	-
	San Jose	NHL	30	1	2	3	10	1	0	1	1	0
2000-01	San Jose	NHL	75	3	14	17	51	6	0	1	1	6
2001-02	San Jose	NHL	75	2	12	14	57	12	0	2	2	12
2002-03	San Jose	NHL	81	3	19	22	61	-	-	-	-	-
2003-04	San Jose	NHL	82	6	15	21	48	17	1	5	6	13
	Canada	World Cup	5	0	1	1	4	-	-	-	-	-
2004-05	Canada	World Champ.	9	0	0	0	8	-	-	-	-	-
2005-06	San Jose	NHL	81	6	18	24	58	11	0	1	1	6
	Sharks/NHL Totals		429	21	82	103	291	47	1	10	11	37

Selected by San Jose in the 1997 NHL Entry Draft (1st round, 23rd overall).

Patrick Marleau

SHOOTS: Left **6-foot-2, 220 pounds**
BORN: 9/15/79 in Aneroid, Saskatchewan
HOMETOWN: San Jose, California

Selected by San Jose in the 1997 NHL Entry Draft (1st round, 2nd overall)

12

CENTER



PLAYERS

2005-06: Team captain eclipsed Owen Nolan's franchise record of 84 points in a season by assisting on Cheechoo's power play, game-winning goal at Phoenix on April 10 (Cheechoo also notched his 85th point of the season on the goal)... Established new single-season career highs for goals (34), assists (52), points (86 — 19th in NHL) and power play goals (20 — seventh)... 44 power play points (20-24=44) ranked 13th in the NHL... Third on the Sharks in points and ice time for a forward (19:55)... Also third on the team with 22 multi-point games (Sharks were 19-3-0 in these games)... Tallied his 29th goal on March 13 against Los Angeles to set a new career high... Named NHL Offensive Player of the Week for the week ending Feb. 11, leading the League in points (4-6=10)... Had a six-game point-streak (6-8=14) from Feb. 6 - March 3... Set a career-high, and tied a franchise record, by recording four assists (0-4=4) against Dallas on Feb. 10... By scoring two goals against Los Angeles on Jan. 24, he notched his sixth 20-plus goal season in eight NHL campaigns — tied with Nolan for most 20-plus goal seasons in Sharks history... Scored the game-winning goal with 8.9 seconds left in overtime at Los Angeles on Jan. 21... Set a single-season career high in assists on Jan. 16 against Tampa Bay (30)... Surpassed Jeff Friesen on the Sharks all-time assists list by recording his 202nd and 203rd on Jan. 10 at Boston... Set a career high with a seven-game assist streak (3-13=16, Dec. 2 - 18) that eclipsed his previous high of five games (Dec. 17-26, 2003)... Set a Sharks franchise record for points by an individual player in a four-game span with 12 (2-10=12) from Dec. 2 at Buffalo thru Dec. 8 vs. Florida (matched by Joe Thornton)... Named NHL Offensive Player of the Week, registering an NHL-high six points (1-5=6) in three games, for the week ending Dec. 4... Named Seagate "Sharks Player of the Month" for November after scoring eight points (4-4=8) in 12 games... Posted a 5-game point streak (3-3=6) Nov. 19 - 26... Surpassed Nolan for second on the team's all-time list in games played on Oct. 28 at Los Angeles by appearing in his 569th game... Scored game-winning goal (1-1=2) at Dallas on Oct. 26 in 5-4 overtime win... Set a Sharks franchise record by converting his second career penalty shot in his franchise-tying third career attempt against St. Louis' Patrick Lalime on Oct. 8... Scored the Sharks first goal of the season at Nashville on Oct. 5... **Playoffs:** Recorded at least one point in nine consecutive games (9-5=14) from April 23 - May 14... Led NHL in goals (nine), T-1st in PP goals (four) and GWG (two), and T-3rd in points (9-4=13) when San Jose was eliminated in the WCSF.... Notched an assist on Joe Thornton's game-winning goal in Game Two of

NHL Career Highlights

First NHL goal — Oct. 19, 1997 at Phoenix (Nikolai Khabibulin)

First NHL game — Oct. 1, 1997 vs. Edmonton

First NHL assist — Oct. 11, 1997 vs. Boston

Most points, game — 4, March 30, 2002 vs. Columbus

Most goals, game — 3, April 6, 2002 vs. Detroit

Most assists, game — 4, Feb. 10, 2006 vs. Dallas

Most consecutive games, point — 9, Nov. 6 - Nov. 26, 2003

Most consecutive games, goal — 6, 2 times, most recent, Nov. 11-21, 2003

Most consecutive games, assist — 7, Dec. 2 - 18, 2005

Most consecutive games played — 181, Dec. 8, 2001 at

Vancouver thru Jan. 15, 2004 vs. Vancouver

Best plus/minus — +4, Dec. 4, 2000 at Calgary

400th NHL game — Oct. 19, 2002 vs. Colorado

500th NHL game — Nov. 26, 2003 vs. Chicago

600th NHL game — Jan. 14, 2006 at Montreal

100th NHL goal — Nov. 13, 2002 at Atlanta

100th NHL assist — Dec. 11, 2001 vs. Edmonton

200th NHL assist — Dec. 18, 2005 at Anaheim

300th NHL point — Jan. 10, 2004 vs. Atlanta

400th NHL point — Mar. 3, 2006 at Edmonton

NHL hat tricks — 1, April 6, 2002 vs. Detroit

NHL Offensive Player of the Week — Nov. 30 - Dec. 4, 2005; Feb. 5 - 11, 2006

Seagate Technology "Sharks Player of the Year" — 2003-04

Seagate Technology "Sharks Player of the Month" — Nov.

2005, Dec. 2003 (co-winner), Nov. 2002

PlayStation "Sharks Rookie of the Year" — Co-winner 1997-98

PlayStation "Three Stars of the Game" Award — 2003-04

"Sharks Iron Man Award" — Co-winner 1999-00

NHL All-Star Game — 2004

World Cup — Team Canada (2004, DNP)

World Championships — Team Canada (1999, 2001, 2003, 2005)

CAREER VS. NHL

	GP	G	A	PTS	PIM
ANA	47	9	13	22	18
ATL	9	7	6	13	9
BOS	12	3	6	9	0
BUF	11	2	5	7	2
CGY	31	10	12	22	10
CAR	12	4	5	9	2
CHI	32	11	12	23	25
COL	31	5	6	11	7
CBJ	20	5	8	13	2
DAL	45	9	16	25	22
DET	31	10	15	25	6
EDM	33	14	9	23	18
FLA	13	5	7	12	4
LA	44	12	22	34	12
MIN	20	5	2	7	14
MTL	11	4	3	7	6
NSH	27	10	15	25	2
NJ	11	4	2	6	2
NYI	12	1	2	3	4
NYR	11	6	2	8	0
OTT	10	3	5	8	2
PHI	12	4	3	7	2
PHO	43	12	13	25	10
PIT	11	5	5	10	0
SJ	-	-	-	-	-
STL	33	4	9	13	10
TB	13	7	5	12	2
TOR	11	3	5	8	2
VAN	32	10	7	17	22
WAS	12	3	6	9	4
TOTAL	640	187	226	413	219

the WCSF vs. Edmonton on May 8...Registered at least one goal in five consecutive games (8-2=10) from April 23-May 7...His seven goals and four power play goals in the WCQF are both franchise records in a single postseason series...Led all NHL skaters during the CQF in goals (seven) and was T-1st in power play goals (four) and game-winning goals (two)...Scored the series-clinching goal in Game Five of the WCQF at Nashville on April 30...Registered his third career hat trick, including the game-winning goal (3-0=3), in Game Four of the WCQF vs. Nashville on April 27, making him the franchise's all-time postseason scoring leader... Those three points tied him with Vincent Damphousse for the all-time franchise postseason scoring mark (38)...Recorded two power play points (1-1=2), assisting on the game-winner, at Nashville in Game 2 of the WCQF on April 23.

CAREER 2004-05: Selected to play for gold medal-winning Team Canada at the 2004 World Cup of Hockey (DNP) and the silver medal-winning team at the 2005 World Championships...Invited to Team Canada's Development Camp for the 2006 Winter Olympics...**2003-04:** Led Sharks in scoring (57 points)...Also tied then-career highs with 28 goals (shared team lead with Cheechoo) and 29 assists...Recipient of the Seagate Technology "Sharks Player of the Year" Award and PlayStation "Three Stars of the Game" Award...Sharks went 15-4-5-1 when he scored a goal...Posted 11 multi-point games...Posted three-game point/assist streak (Feb. 27-March 3) with 1-4=5...Played 15:11

at All-Star Game...Picked up his fifth (fourth consecutive) after scoring 20th and 21st goals of the season on Jan. 28 vs. Calgary in 4-1 win...As part of the rotating captaincy plan, was named captain for the remainder of the season on Jan. 5...Named alternate captain for fourth 10-game segment (Dec. 17-Jan. 3)...Had consecutive games played streak snapped at 181, missing Jan. 17 at Colorado (ankle), the third longest streak in franchise history...Surpassed 300 NHL points on Jan. 10 vs. Atlanta with a goal (300) and assist (301)...Posted a career high 9-game point streak (4-6=10) Nov. 6-26... Played in his 500th NHL game on Nov. 26 vs. Chicago...**Playoffs:** T-14th NHL in scoring and T-3rd in PP goals (four — led Sharks)...First on team with eight goals, second with 12 points... Posted hat tricks in Game Two of WCQF vs. St. Louis on April 10 and Game One of WQSF vs. Colorado on April 22... **2002-03:** Helped Team Canada win gold medal at the 2003 IIHF Men's World Championships... Posted four assists in nine tournament games...First on Canada in plus/minus, third among tournament players (plus-11)...T-1st on Sharks in goals (28), third in assists (29) and in points (57)...Led team in total faceoffs taken (1,403), third on team in power play assists (14) and in power play points (8-14=22)...T-1st on team in shorthanded goals (one) and in shorthanded points (1-0=1)...T-1st on team in game-tying goals (one)...Third among team forwards in ice time (18:31)... Fourth on team in shots (172)...Led Sharks in shooting percentage (16 percent)...Third on team in multi-point games (11)...One of six Sharks to appear in all 82 games...Posted points in seven consecutive games (4-3=7) from March 22-April 3...Tallied 4-game point streak (3-3=6) from Jan. 28-Feb. 7...Cracked 20-goal plateau for fourth time on Jan. 30 vs. Anaheim... Registered 6-game point streak (3-7=10) from Dec. 16-26...Tallied 5-game assist streak from Dec. 17-26...Tallied first career shorthanded goal Dec. 6 vs. Columbus... Named Seagate Technology "Sharks Player of the Month" for November after leading the team in goals and points (9-5=14) in 14 games...Posted 6-game point streak (7-2=9), including tying his own franchise record with a 6-game goal streak (previously set from March 30-April 10, 2002), from Nov. 11-21... Posted three consecutive multi-point games from Nov. 15-19... Scored his 100th NHL goal Nov. 13 at Atlanta...Scored penalty shot goal Nov. 11 vs. Dan Blackburn of the N.Y. Rangers...Posted three-game assist/point streak (0-3=3) from Oct. 21-25...Appeared in 400th NHL game Oct. 19 vs. Colorado, becoming the youngest active NHL player (23 years, 34 days) to achieve the feat and the youngest player since Bob Carpenter played in his 400th on April 6, 1986 (22 years, 268 days old)...**2001-02:** Posted 16 points (10-6=16) in his last 10 games, March 26-April 13...T-4th on team in goals (21)...T-2nd on team in shooting percentage (17 percent) and in game-winning goals (five)...Tallied career-high 8-game point streak (10-4=14) from March 26-April 10... Tied Nolan's franchise record 6-game goal streak from March 30-April 10... Cracked 20-goal plateau



for third time on April 8 at Minnesota...Tallied first career hat trick, including game-winning goal, April 6 vs. Detroit...Scored career-high four points (2-2=4) March 30 vs. Columbus... **Playoffs:** Posted points in nine of 12 playoff games...Led team in shooting percentage (29 percent), goals (six), game-winning goals (three) and points (6-5=11)...Posted points (6-4=10) in first eight playoff games, setting Sharks record for playoff point streak...Tallied game-winning power play goal in Game Three of WCSF vs. Colorado on May 6...Assisted on Adam Graves' game-winning series-clinching goal in Game Five of the WCQF vs. Phoenix on April 26...Scored game-winning goal in Game One of WCQF vs. Phoenix on April 17...**2000-01:** T-2nd on Team Canada in scoring (2-3=5) at the World Championships...Led Sharks in goals (25), shooting percentage (17.1 percent), GWGs (six) and points (52)...Cracked 50-point barrier for first time in his career with GWG April 5 vs. Phoenix...Played in his 300th NHL game and posted two assists (tying 1999-00 point total in 81 games) March 1 at Ottawa...Posted primary assist on Todd Harvey's first goal Dec. 16 at Washington, the 2,000th regular season goal in franchise history...Posted 4-game point streak (5-1=6) from Nov. 30-Dec. 6...**Playoffs:** Scored Sharks second goal and had a plus-2 rating in Game Five of WCQF at St. Louis April 19...Scored Sharks lone goal in Game One of WCQF at St. Louis April 12...**1999-00:** Co-recipient of the "Sharks Iron Man Award"...Recorded seven multi-point games...Collected his first "Gordie Howe Hat Trick" Dec. 10 vs. Atlanta (goal, assist and fighting major penalty)...Scored dramatic GWG at 4:54 in overtime Nov. 28 vs. New Jersey...Posted 10 points (5-5=10) in 12 games (Oct. 19-Nov. 10)... **Playoffs:** Posted one goal and one assist in five games...**1998-99:** Represented Canada at the World Championships, scoring three points (1-2=3) in seven games...Led Sharks in shooting percentage (15.67 percent), second in GWG (fourth) and faceoffs won (487), third in points (21-24=45) and T-3rd in plus/minus (plus-10)... **Playoffs:** Posted first career points in Stanley Cup Playoffs (1-1=2) in Game Four of WCQF on April 30 at Colorado...**1997-98:** Co-winner of the PlayStation "Sharks Rookie of the Year Award," along with Marco Sturm and Andrei Zyuzin... Named runner-up for NHL Rookie of the Month for March after scoring nine points (2-7=9) in 15 games...Was the youngest player in the NHL, finishing season at 18 years, seven months...T-5th among NHL rookies in goal scoring (13), second in shooting percentage (14.4 percent), third in points and fourth in scoring (13-19=32)...Posted first career GWG Feb. 4 at Edmonton...Posted first 2-goal game of career Nov. 24 vs. Anaheim in 4-2 win...Registered first NHL goal Oct. 19 at Phoenix, making him the second youngest player to score a regular season NHL goal since the end of World War II (according to Elias Sports Bureau, youngest was Chicago's Grant Mulvey, 18 years, 1 month and 2 days on Oct. 19, 1974)...Other NHL firsts: point (assist, Oct. 11 vs. Boston) and game (Oct. 1 vs. Edmonton)...Scored first preseason goal Sept. 14 vs. Los Angeles in San Diego, the day before he turned 18...**Playoffs:** Youngest active player during Stanley Cup Playoffs...**1996-97:** Youngest player drafted in 1997 NHL Entry Draft at 17 years, 9 months, 6

MARLEAU ALL-TIME ON THE SHARKS LEADER BOARD

(entering the 2006-07 season)

GAMES PLAYED			POINTS		
RANK	PLAYER	GP	RANK	PLAYER	PTS
1	Mike Rathje	671	1	Owen Nolan	451
2	Patrick Marleau	640	2	Patrick Marleau	413
3	Owen Nolan	568	2	Jeff Friesen	350
4	Marco Sturm	553	4	Vincent Damphousse	289

GOALS			POWER-PLAY GOALS		
RANK	PLAYER	G	RANK	PLAYER	PPG
1	Owen Nolan	206	1	Owen Nolan	75
2	Patrick Marleau	187	2	Patrick Marleau	53
3	Jeff Friesen	149	3	Jeff Friesen	43
4	Marco Sturm	128	4	Vincent Damphousse	39

ASSISTS			GAME-WINNING GOALS		
RANK	PLAYER	A	RANK	PLAYER	GWG
1	Owen Nolan	245	1	Patrick Marleau	32
2	Patrick Marleau	226	2	Marco Sturm	27
2	Jeff Friesen	201	3	Owen Nolan	25
3	Vincent Damphousse	197		Jeff Friesen	25

days...Named 1997 Western Hockey League Western Conference Player of the Year...Posted 125 points (51-74=125) as WHL's third leading scorer...Ranked fourth in league in goals and assists...Named to WHL Western Conference First All-Star Team...Led WHL in SHG (nine).

PERSONAL: Married (Christina) and they're expecting their first child in October...has a dog named Daisy...favorites: "Wedding Crashers" and "The Bourne Supremacy" series (movies); "24," "Big Brother" and "Grey's Anatomy" (television shows); Vince Vaughn (actor); Reese Witherspoon (actress); Aldo's and Forbes Mill (San Jose area restaurants); Maui, London and Paris (vacation spots); Christina's cooking, pasta and steak (foods); tsn.ca and Yahoo! (web sites); vanilla (ice cream)... "Patty" spent the summer going to Maui, went to Seattle for a wedding, back home to Aneroid and getting ready for the baby...hobbies include golf and home improvements...if he wasn't in hockey, he'd be an accountant...originally No. 14 from 1997-98 until 2001-02...hates loud eaters and bad drivers...doesn't want to have any superstitions...memorable Sharks/NHL moment: first goal...has a foundation with former NHLer Trent McCleary (The Trent McCleary-Patrick Marleau Sport and Recreation Foundation, www.mcclearymarleaufoundation.com). The foundation financially helps children between the ages of six and 18 reach their full athletic potential. The foundation also holds an annual golf tournament in Swift Current, Saskatchewan...is the ninth captain of the San Jose Sharks...best part about growing up in Aneroid: being able to skate anytime in the winter...would've like to have met his grandfather...pre-game rituals include a meal and a nap...three words to describe himself: hard working, dedicated and family-oriented...three wishes: win Stanley Cup, good health for myself and my family and no more terrorism.

CAREER STATISTICS

PLAYOFFS

Season	Club	League	GP	G	A	PTS	PIM	GP	G	A	PTS	PIM
1995-96	Seattle	WHL	72	32	42	74	22	5	3	4	7	4
1996-97	Seattle	WHL	71	51	74	125	37	15	7	16	23	12
1997-98	San Jose	NHL	74	13	19	32	14	5	0	1	1	0
1998-99	San Jose	NHL	81	21	24	45	24	6	2	1	3	4
	Canada	World Champ.	7	1	2	3	0	-	-	-	-	-
1999-00	San Jose	NHL	81	17	23	40	36	5	1	1	2	2
2000-01	San Jose	NHL	81	25	27	52	22	6	2	0	2	4
	Canada	World Champ.	7	2	3	5	4	-	-	-	-	-
2001-02	San Jose	NHL	79	21	23	44	40	12	6	5	11	6
2002-03	San Jose	NHL	82	28	29	57	33	-	-	-	-	-
	Canada	World Champ.	9	0	4	4	4	-	-	-	-	-
2003-04	San Jose	NHL	80	28	29	57	24	17	8	4	12	6
	Canada	World Cup	-	-	-	-	-	-	-	-	-	-
2004-05	Canada	World Champ.	9	2	2	4	4	-	-	-	-	-
2005-06	San Jose	NHL	82	34	52	86	26	11	9	5	14	8
	NHL/Sharks Totals		640	187	226	413	219	62	28	17	45	30

Selected by San Jose in the 1997 NHL Entry Draft (1st round, 2nd overall).

Kyle McLaren

SHOOTS: Left **6-foot-4, 230 pounds**
BORN: 6/18/77 in Humboldt, Saskatchewan
HOMETOWN: Coal Dale, Alberta

Acquired by San Jose along with a 4th round selection in the 2004 NHL Entry Draft (126th overall) from Boston for Jeff Hackett and Jeff Jillson on Jan. 23, 2003.

4

DEFENSE



PLAYERS

2005-06: Finished with 21 assists, one off of his career high (22, 2003-04)...T-10th among NHL players in even strength ice time per game (16:50)... Second on team in average ice time (22:52)...T-3rd among Sharks D-men in points (2-21=23)...T-16th in the League and led the team with 164 hits...First on team with 113 blocked shots, fifth with 37 takeaways and fourth with 66 penalty minutes...Set a career-high by recording assists in three consecutive games (March 16-19, 0-3=3)...Named Seagate Technology 'Sharks Player of the Month' for October...Earned first assist of the season in his 100th game as a Shark at St. Louis on Oct. 8...Recorded first goal of the season at Chicago on Oct. 7...Signed a three-year contract extension on Aug. 11, becoming the first player in the NHL to sign an extension since the new Collective Bargaining Agreement was ratified...**Playoffs:** Assisted on Cheechoo's goal in Game 5 of the WCSF vs. Edmonton on May 14...Assisted on Marleau's game-winning goal and earned the No. 3 star in Game Four of the WCQF vs. Nashville on April 27...Earned first point of the postseason with an assist in Game Three of the WCQF vs. Nashville on April 25.

CAREER 2004-05: Did not play...**2003-04:** Finished season a point shy of tying his career high in points (25, set in 1997-98 with Boston) with 24 points (2-22=24) in 64 games...Set career high in assists (previous high was 20, 1997-98 with Boston)...Scored first career short-handed goal on March 21 vs. Edmonton...Played in his 500th NHL game on Feb. 23 vs. Columbus in 4-2 win...Recorded 100th NHL assist on Nov. 1 at Florida...**Playoffs:** Posted three points (0-3=3) in 16 games...**2002-03:** Had first multi-assist/point game as a Shark, including a helper on Marco Sturm's overtime winner, March 6 vs. Montreal...Posted first assist/point as a Shark Feb. 10 at Detroit...Made Sharks debut Jan. 28 vs. Los Angeles, posting a plus-1 rating in 13:18 of ice time...**2001-02:** Played his 400th NHL/Bruins game Dec. 20 vs. Montreal...**2000-01:** Recorded his 100th NHL/Bruins point with an assist Dec. 21 vs. Toronto...**1999-00:** Established a career season high in goals (eight)...Three of his eight goals were game winners...Played his 300th NHL/Bruins game Feb. 12 vs. Florida...**1998-99:** Ranked second among team defensemen in scoring with 24 points...Had five multiple-point games, including his first career two-goal game, Dec. 21 vs. Tampa Bay...Had a six-game assist streak from March 17-27 (nine)...Had a four-game assist streak from Dec. 30-Jan. 4 (four)...Played his 200th NHL/Bruins game Nov. 14 vs. Dallas...Missed the first 15 games of the season before signing a new contract and missed 15 games with injuries...**1997-98:** Established career season highs in points (25)...Had two multiple-point games, matching his career highs for assists in a game with two assist efforts Dec. 6 vs. Carolina and April 15 in Montreal...**1996-97:** Played his 100th NHL/Bruins game Dec. 12 vs. New Jersey...**1995-96:** Played his first NHL game Oct. 7 vs. N.Y. Islanders...Recorded his first NHL point with an assist Oct. 21 at Detroit and scored his first NHL goal in the next game, Oct. 26 vs. Washington...Had a three-game point streak (1-2=3) from Feb. 17-21...Had two multiple-point games, including a career-high 3-point effort (1-2=3) April 7 in Philadelphia...Finished the season tied for the best plus/minus among all NHL rookies at plus-16 and was voted to the NHL's All-Rookie Team...**Juniors:** Played Bantam for Lethbridge in 1992-93 and was voted the Top Defenseman in the Western Canadian Bantam Tournament...Played two seasons of junior hockey in Tacoma (14-28=42) and 121 PIM in 109 career games...Suffered a broken wrist in the fifth game of the 1994-95 season and missed several weeks, yet still totaled 32 points in 47 games.

NHL Career Highlights

First NHL game — Oct. 7, 1995 vs. N.Y. Islanders (with Boston)

First NHL goal — Oct. 26, 1995 vs. Washington (with Boston off Jim Carey)

First NHL assist — Oct. 21, 1995 at Detroit (with Boston)

Most points, game — 3, 2 times, most recent, March 18, 2000 vs. Pittsburgh (with Boston)

Most goals, game — 2, Dec. 21, 1998 vs. Tampa Bay (with Boston)

Most assists, game — 2, 16 times, most recent, Feb. 1, 2006 at Anaheim

Most consecutive games, point — 6, March 17-27, 1999 (with Boston)

Most consecutive games, goal — 1, 38 times, most recent, Jan. 16, 2006 vs. Tampa Bay

Most consecutive games, assist — 6, March 17-27, 1999 (with Boston)

Most consecutive games played — 53, Dec. 19, 2000 vs.

Philadelphia (with Boston) thru Oct. 8, 2001 vs.

Washington (with Boston)


Best plus/minus — +4, 4 times, most recent, Dec. 26, 2003 vs. Los Angeles

400th NHL game — Dec. 20, 2001 vs. Montreal (with Boston)

500th NHL game — Feb. 23, 2004 vs. Columbus

Seagate Technology "Sharks Player of the Month" — October 2005

	CAREER VS. NHL					WITH SAN JOSE				
	GP	G	A	PTS	PIM	GP	G	A	PTS	PIM
ANA	25	1	10	11	12	14	0	7	7	8
ATL	11	1	3	4	9	2	0	0	0	0
BOS	3	0	1	1	2	3	0	1	1	2
BUF	28	2	5	7	8	2	0	0	0	0
CGY	20	0	3	3	27	12	0	1	1	14
CAR	26	2	4	6	47	3	0	0	0	4
CHI	16	1	3	4	12	9	1	1	2	6
COL	15	0	4	4	22	7	0	3	3	6
CBJ	10	0	0	0	15	9	0	0	0	15
DAL	24	1	6	7	14	15	0	5	5	12
DET	21	1	7	8	17	10	0	4	4	8
EDM	17	1	1	2	20	9	1	1	2	2
FLA	24	1	4	5	25	3	0	1	1	0
LA	26	2	9	11	24	16	0	8	8	15
MIN	8	0	3	3	4	7	0	3	3	2
MTL	34	1	14	15	28	2	0	2	2	0
NSH	11	0	4	4	18	8	0	2	2	14
NJ	20	1	3	4	8	1	0	0	0	0
NYI	21	2	4	6	24	2	0	1	1	6
NYR	22	1	6	7	12	0	0	0	0	0
OTT	30	1	5	6	23	2	0	0	0	2
PHI	23	3	6	9	24	2	0	0	0	4
PHO	24	2	7	9	28	15	1	6	7	22
PIT	22	3	8	11	14	-	-	-	-	-
SJ	10	1	3	4	15	-	-	-	-	-
STL	15	0	3	3	10	7	0	3	3	6
TB	28	5	3	8	33	3	1	1	2	4
TOR	20	2	7	9	12	2	0	0	0	2
VAN	17	1	1	2	4	7	0	1	1	2
WAS	20	2	4	6	15	1	0	0	0	0
TOTAL	591	38	141	179	526	174	4	51	55	156



PLAYERS

PERSONAL Married (Helga) with three children: Samantha, Madison and Aydan...has two dogs (Brady and Haley) and a fish (Sparkles)...favorites: Green Day, Gorillaz, Lynard Skynard, Steely Dan, Bob Seger and Metallica (musicians), "The Shawshank Redemption" (movie), "Rodney" and "Entourage" (television shows), Bernie Mac (actor), Maggiano's (San Jose area restaurant), Hawaii and New England (vacation spots), chicken and spaghetti (foods)...would've liked to have met President John F. Kennedy..."Big Mac" lists golf as a hobby...his trade to the Sharks is his most memorable NHL/Sharks moment...describes himself as loyal, compassionate and fun loving...pet peeve is drivers who don't use their turn signal...if he wasn't in hockey, he'd be pumping gas at his local station...hockey idol is ex-Boston Bruins defenseman Ray Bourque...three wishes: good health for family, stay healthy and win the Stanley Cup.

CAREER STATISTICS

Season	Club	League	GP	G	A	PTS	PIM	GP	G	A	PTS	PIM
1993-94	Tacoma	WHL	62	1	9	10	53	6	1	4	5	6
1994-95	Tacoma	WHL	47	13	19	32	68	4	1	1	2	4
1995-96	Boston	NHL	74	5	12	17	73	5	0	0	0	17
1996-97	Boston	NHL	58	5	9	14	54	-	-	-	-	-
1997-98	Boston	NHL	66	5	20	25	56	6	1	0	1	4
1998-99	Boston	NHL	52	6	18	24	48	12	0	3	3	10
1999-00	Boston	NHL	71	8	11	19	67	-	-	-	-	-
2000-01	Boston	NHL	58	5	12	17	53	-	-	-	-	-
2001-02	Boston	NHL	38	0	8	8	19	4	0	0	0	20
2002-03	San Jose	NHL	33	0	8	8	30	-	-	-	-	-
2003-04	San Jose	NHL	64	2	22	24	60	16	0	3	3	10
2004-05	Did Not Play		-	-	-	-	-	-	-	-	-	-
2005-06	San Jose	NHL	77	2	21	23	66	11	0	3	3	4
	Sharks Totals		174	4	51	55	156	27	0	6	6	14
	NHL Totals		591	38	141	180	520	54	1	9	10	65

Selected by Boston in the 1995 NHL Entry Draft (1st round, 9th overall). Acquired by San Jose along with a 4th round selection (126th overall) in the 2004 NHL Entry Draft from Boston for Jeff Hackett and Jeff Jillson (Hackett was previously acquired from Montreal for Niklas Sundstrom and a 3rd round selection in 2004) on Jan. 23, 2003.

Milan Michalek

(mih-HAL-ihk)

SHOOTS: Left 6-foot-2, 225 pounds

BORN: 12/7/84 in Jindrichuv Hradec, Czech Republic

HOMETOWN: Jindrichuv Hradec, Czech Republic

*Selected by San Jose in the 2003 NHL Entry Draft
(1st round, 6th overall)*

9

RIGHT WING



PLAYERS

2005-06: Sixth on San Jose and first among team rookies with 35 points (17-18=35)...Voted PlayStation "Sharks Rookie of the Year" by Bay Area media... 21st among NHL rookies in points and T-15th in goals (fifth on team)...Scored GW PP goal on March 25 at Minnesota...Recorded his first career fighting major/game misconduct against Nashville on March 11...Set a career-high by recording three points (1-2=3) and a plus-4 against Edmonton on March 9...Recorded his first career two-goal game (2-0=2) on Feb. 10 vs. Dallas...Missed his first game of the season at Toronto on Dec. 3 (knee)...Registered his first career multi-point game (1-1=2) at Chicago on Oct. 7...Recorded first career assist in season opener at Nashville on Oct. 5...**Playoffs:** Returned to the lineup in Game Five of the WCSF vs. Edmonton on May 14...Missed Games Three and Four of the WCSF at Edmonton with an upper body injury...Recorded at least one point in three consecutive contests (1-3=4) from April 30-May 8...T-8th among NHL rookies in points (1-4=5), T-6th in assists and T-2nd in plus/minus (plus-4)...Earned No. 1 star by recording assists (0-2=2) on both Sharks goals in Game One of the WCSF vs. Edmonton on May 7...Recorded his first career postseason goal in Game Five of the WCQF at Nashville on April 30...Earned first career postseason point with an assist in Game Three of the WCQF vs. Nashville on April 25.

NHL Career Highlights

First NHL game — Oct. 9, 2003 at Edmonton

First NHL goal — Oct. 9, 2003 at Edmonton (Tommy Salo)

First NHL assist — Oct. 5, 2005 at Nashville

Most points, game — 3, March 9, 2006 vs. Edmonton

Most goals, game — 2, Feb. 10, 2006 vs. Dallas

Most assists, game — 2, 2 times, most recent, March 19, 2006 vs. Colorado

Most consecutive games, point — 4, March 13 vs. Los Angeles thru March 19, 2006 vs. Colorado

Most consecutive games, goal — 2, 2 times, most recent, Jan. 16 vs. Tampa Bay thru Jan. 19, 2006 vs. Edmonton

Most consecutive games, assist — 3, Oct. 26 at Dallas thru Oct. 29, 2005 vs. Calgary

Most consecutive games played — *56, Dec. 6, 2005 vs. Atlanta thru Apr. 17, 2006 at Los Angeles (*streak intact entering 2006-07 regular season)

Best plus/minus — +4, March 9, 2006 vs. Edmonton

PlayStation "Sharks Rookie of the Year" — 2005-06

CAREER 2004-05: Did not play...**2003-04:** Assigned to Cleveland on Jan. 22 to begin rehabilitation, but reinjured knee in AHL game on Feb. 7 ending his season...With Barons, posted four points (2-2=4) in seven games...Missed 46 games after being placed on IR after suffering knee injury on Oct. 11 at Calgary...Scored first NHL goal in NHL debut on Oct. 9 at Edmonton...**2002-03:** Posted eight points (3-5=8) and 14 penalty minutes in 46 games with Budejovice...Added one goal in four post-season games...Represented Czech Republic in World Junior Championships and finished T-2nd on team with four points (2-2=4) in six games...**2001-02:** Tallied 17 points (6-11=17) in 47 games with Budejovice...Represented country at World Under-18 Championships and T-1st on team in goals (seven) and third in points (7-1=8) in eight games, helping club capture the bronze medal...**2000-01:** Appeared in five games with Budejovice...Represented country at World Under-18 Championships and scored two points (1-1=2) in seven games.

PERSONAL: Single...favorites: U2 (musicians); "Wedding Crashers" (movie), "Everybody Loves Raymond" (television show); Eva Mendez and Jessica Alba (actresses); Greece (vacation spot); Maggiano's (San Jose area restaurant); sushi (food)...has a brother (Zbynek) who plays defense for Phoenix...summer activities included going back home and traveling to Montreal with his girlfriend...also ran into Ehrhoff at the World Cup match between the Czech Republic vs. Ghana...if he wasn't in hockey, he'd be playing soccer...away from the ice, likes to watch movies and has a PlayStation...memorable NHL/Sharks moment: first game...hates fighting traffic...spends a few minutes a day on the Internet to read newspapers from the Czech Republic...three wishes: good health, be happy and win the Stanley Cup.

CAREER VS. NHL

	GP	G	A	PTS	PIM
ANA	8	0	0	0	2
ATL	1	0	0	0	2
BOS	1	0	0	0	2
BUF	1	1	1	2	0
CGY	5	1	1	2	8
CAR	1	0	0	0	0
CHI	4	1	2	3	0
COL	4	0	2	2	0
CBJ	4	0	2	2	2
DAL	8	3	1	4	6
DET	4	0	0	0	0
EDM	5	3	2	5	4
FLA	1	0	0	0	0
LA	8	3	2	5	0
MIN	4	1	0	1	0
MTL	1	0	0	0	0
NSH	4	0	1	1	17
NJ	-	-	-	-	-
NYI	-	-	-	-	-
NYR	-	-	-	-	-
OTT	1	0	0	0	0
PHI	-	-	-	-	-
PHO	8	2	3	5	2
PIT	-	-	-	-	-
SJ	-	-	-	-	-
STL	4	0	1	1	4
TB	1	1	0	1	0
TOR	-	-	-	-	-
VAN	4	1	0	1	0
WAS	1	1	0	1	0
TOTAL	83	18	18	36	49



PLAYERS

CAREER STATISTICS

PLAYOFFS

SEASON	CLUB	LEAGUE	GP	G	A	PTS	PIM	GP	G	A	PTS	PIM
1999-00	Budejovice Jr.	Czech	48	16	26	42	42	6	3	1	4	4
2000-01	Budejovice	Czech	5	0	0	0	0	-	-	-	-	-
	Budejovice Jr.	Czech	30	10	13	23	30	4	1	3	4	2
2001-02	Budejovice	Czech	47	6	11	17	12	-	-	-	-	-
	Budejovice Jr.	Czech	5	3	2	5	4	7	5	4	9	14
2002-03	Budejovice	Czech	46	3	5	8	14	4	1	0	1	2
	Kladno	Czech -2	-	-	-	-	-	6	2	2	4	16
	Czech Rep.	WJC	6	2	2	4	2	-	-	-	-	-
2003-04	San Jose	NHL	2	1	0	1	4	-	-	-	-	-
	Cleveland	AHL	7	2	2	4	4	-	-	-	-	-
2004-05	Did Not Play		-	-	-	-	-	-	-	-	-	-
2005-06	San Jose	NHL	81	17	18	35	45	9	1	4	5	8
	SHARKS/NHL TOTALS		83	18	18	36	49	9	1	4	5	8

Selected by San Jose in the 2003 NHL Entry Draft (1st round, 6th overall).

Doug Murray

SHOOTS: Left **6-foot-3, 240 pounds**


BORN: 3/12/80 in Stockholm, Sweden

HOMETOWN: Stockholm, Sweden

*Selected by San Jose in the 1999 NHL Entry Draft
(8th round, 241st overall)*

3

DEFENSE



PLAYERS

2005-06: Third on Sharks and 10th among NHL rookies in hits (110)...Notched his first NHL point with an assist on Feb. 2 against Minnesota... Set a career-high with seven hits at Toronto on Dec. 3 and matched it on Dec. 28 vs. Phoenix...Made his NHL debut on Dec. 2 at Buffalo... Recalled to San Jose from Cleveland (AHL) on Dec. 1...Appeared in 19 games with Cleveland, posting eight points (1-7=8) with 35 PIM.

CAREER 2004-05: Served as an alternate captain for Cleveland...Assisted on the opening goal of the season at Grand Rapids on Oct. 15...Scored his first goal of the season on Oct. 20 vs. Milwaukee against former teammate Seamus Kotyk...Scored shootout game-winner on Dec. 22 vs. Grand Rapids...Registered his first multi-point game (1-2=3) of the season, including his first game-winning goal on Jan. 22 at Utah...Earned as assist for the third consecutive game on April 8 vs. Syracuse...Registered a multi-point game, including the game-winning goal (1-1=2) in the season finale vs. Rochester on April 17...Five assists tied for team lead (Ryan Clowe) for the month of April...Led Barons defensemen with a plus-4 on home ice...**2003-04:** Fifth among AHL defensemen in shooting percentage (.096, 10 goals, 104 shots)...Made pro debut, posting 22 points, second among all Barons defensemen...Eighth on team in penalty minutes (75)...One of two Barons defensemen to post double-digit goals (10)... Scored first AHL goal on Nov. 21 at Toronto...**Playoffs:** T-3rd on team and led defensemen in goals (three)...T-1st among all AHL defensemen and AHL rookies with three power play goals...Scored GW goal on April 30 vs. Hamilton...**2002-03:** Named to Hockey Digest's NCAA All-America Second Team...Helped Cornell to ECAC Championship and berth in the Frozen Four...Named as ECAC All-Tournament Team defenseman...Named First Team All-Ivy League defenseman...Selected as the ECAC's best defensive defenseman...Named First Team All-ECAC defenseman...Tied college career high in games played (35)...Second among Cornell defensemen in points and led in assists...Fifth on team in points (25)...Served as Cornell co-captain...Named to Hockey East Preseason All-Conference Team...Posted two assists in three NCAA Tournament games and was named to the East Regional All-Tournament Team...**2001-02:** Hobey Baker Award finalist served as alternate captain at Cornell...T-1st on team and led Cornell defensemen in scoring (11-21=32)...T-3rd on Cornell in goals (11) and power play goals (seven)...Named to the ECAC All Conference First Team, First Team All-Ivy League and was named Ivy League Player of the Year...Selected to the JOFA Division I All-America First Team...Recipient of Nicky Bawlf Award as the team's most valuable player...Named to ECAC All-Tournament Team and NCAA Regional Championship All-Tournament Team...Helped team reach the NCAA Tournament...Named to American Hockey Coaches Association's All-America East First Team...**2000-01:** Named to All-Ivy League first team and All-ECAC Championship Tournament team...Helped Cornell reach the ECAC Tournament Championship Game...Second on team in defensemen scoring (5-13=18)...**1999-00:** Third among Cornell defensemen in scoring (3-6=9)...Played in all 32 contests...**1998-99:** Posted 64 points (17-47=64) in 60 games in the Eastern Junior Hockey League.

NHL Career Highlights

First NHL game — Dec. 2, 2005 at Buffalo

First NHL assist — Feb. 2, 2006 vs. Minnesota

Most points, game — 1, Feb. 2, 2006 vs. Minnesota

Most assists, game — 1, Feb. 2, 2006 vs. Minnesota

Most consecutive games, point — 1, Feb. 2, 2006 vs.

Minnesota

Most consecutive games, assist — 1, Feb. 2, 2006 vs.

Minnesota

Most consecutive games played — 28, Dec. 2, 2005 at

Buffalo thru Feb. 4, 2006 vs. Anaheim

Best plus/minus — +2, 2 times, most recent, Feb. 2, 2006 vs.

Minnesota

PERSONAL Single...favorites: The Talking Trees (Mark Smith's band — musicians); "Wedding

CAREER VS. NHL

	GP	G	A	PTS	PIM
ANA	5	0	0	0	2
ATL	1	0	0	0	0
BOS	1	0	0	0	0
BUF	1	0	0	0	4
CGY	1	0	0	0	2
CAR	1	0	0	0	0
CHI	-	-	-	-	-
COL	1	0	0	0	0
CBJ	1	0	0	0	2
DAL	1	0	0	0	0
DET	1	0	0	0	4
EDM	2	0	0	0	0
FLA	1	0	0	0	0
LA	6	0	0	0	2
MIN	1	0	1	1	0
MTL	1	0	0	0	0
NSH	-	-	-	-	-
NJ	-	-	-	-	-
NYI	-	-	-	-	-
NYR	-	-	-	-	-
OTT	1	0	0	0	2
PHI	-	-	-	-	-
PHO	3	0	0	0	7
PIT	-	-	-	-	-
SJ	-	-	-	-	-
STL	2	0	0	0	2
TB	1	0	0	0	0
TOR	1	0	0	0	0
VAN	-	-	-	-	-
WAS	1	0	0	0	0
TOTAL	34	0	1	1	27



PLAYERS

Crashers" (movie); "Lost" (television show); Al Pacino and Sean Connery (actors); Jessica Alba (actress); Slanted Door (a French/Asian fusion restaurant on San Francisco's Embarcadero — area restaurant); French Riviera (vacation spot); everything (food); his summer house outside of Stockholm in Arcapelle (hometown hangout); ubertap.com (web site)...is involved with Uber Tap — a hands-free beer tap that has been featured in numerous magazines...over the summer, got to ring the opening bell to start the day's trading at the New York Mercantile Exchange...away from the ice, likes to travel, visit restaurants and work on Uber Tap...if he wasn't in hockey, he'd be working in the hospitality industry or as an entrepreneur...always puts on his left skate first...hockey idol is his grandfather...known as "Crankshaft"...hates waiting for anything...calls himself intense, sociable and fun loving...wants to meet the founder of Ikea, Ingvar Kamprad...best part about growing up in Sweden: safe and fun...memorable Sharks/NHL moment: playing his second NHL game in Toronto as part of "Hockey Night In Canada"...three wishes: healthy family and friends, to have a family and win the Stanley Cup.

CAREER STATISTICS

PLAYOFFS

SEASON	CLUB	LEAGUE	GP	G	A	PTS	PIM	GP	G	A	PTS	PIM
1998-99	Applecore	EJHL	60	17	47	64	62	-	-	-	-	-
1999-00	Cornell	ECAC	32	3	6	9	38	1	1	0	1	0
2000-01	Cornell	ECAC	25	5	13	18	39	4	0	4	4	8
2001-02	Cornell	ECAC	35	11	21	32	67	2	1	0	1	0
2002-03	Cornell	ECAC	35	5	20	25	30	3	0	2	2	N/A
2003-04	Cleveland	AHL	72	10	12	22	75	9	3	0	3	37
2004-05	Cleveland	AHL	54	6	17	23	56	-	-	-	-	-
2005-06	San Jose	NHL	34	0	1	1	27	-	-	-	-	-
	Cleveland	AHL	20	1	7	8	37	-	-	-	-	-
	NHL/SHARKS TOTALS		34	0	1	1	27	-	-	-	-	-

Selected by San Jose in the 1999 NHL Entry Draft (8th round, 241st overall).

Evgeni Nabokov

(nuh-BAH-kov)

CATCHES: Left 6-foot, 200 pounds

BORN: 7/25/75 in Kamenogorsk, Kazakhstan

HOMETOWN: San Jose, California

Selected by San Jose in the 1994 NHL Entry Draft (9th round, 219th overall)

20

GOALTENDER



PLAYERS

2005-06: Earned win on March 19 vs. Colorado in first appearance after missing five games with an abdominal contusion...Signed a four-year contract extension on Feb. 7...Lost in a 2-0 shutout in his first action after the Olympic break against Calgary on March 4...Posted first shutout Jan. 12 at Ottawa, making a season-high 40 saves...Victorious in three starts (3-0-0) from Jan. 7-12, posting a 1.34 goals-against average and a .957 save percentage...Victorious in four consecutive starts, allowing just six goals (1.57) from Dec. 2-16...Missed two consecutive games due to a groin injury suffered at Buffalo on Dec. 2...Earned win at Buffalo on Dec. 2, despite leaving with a sore groin...Lost his first shootout on Nov. 12 against Dallas (2-3 L)...Played 26:41 at Columbus on Oct. 21 before being forced to leave with upper body soreness...Started six consecutive games from Oct. 8-21, posting a 3-1-1 record...Picked up third win on Oct. 15 vs. Chicago, making 24 saves...Stopped 26 of 27 shots against Columbus on Oct. 12 to win the Sharks home opener...Earned the Sharks first win of the season by stopping 20 shots at St. Louis on Oct. 8...In 37:07 of relief time, stopped 10 shots at Chicago on Oct. 7...**Olympics:** His 1.34 GAA in seven games (5-2-0) was second best among Olympic goaltenders...Posted three shutouts, including blanking the gold-medal winning Swedish team...**Playoffs:** Made lone postseason appearance in Game Four of the WCSF at Edmonton on May 12 in relief of Vesa Toskala.

NHL Career Highlights

First NHL game — Jan. 1, 2000 at Nashville

First NHL win — March 2, 2000 vs. Nashville

First NHL shutout — Jan. 19, 2000 at Colorado

Most shots faced, game — 48, Nov. 19, 2002 at Washington

Most saves, game — 46, Nov. 19, 2002 at Washington

Most goals allowed, game — 7, 2 times, most recent, Nov. 26, 2006 vs. Detroit

Most consecutive wins — 7, Jan. 30, 2002 at Pittsburgh thru Feb. 28, 2002 at Washington

Most consecutive games unbeaten — 11, Oct. 20, 2000 at Minnesota thru Nov. 14, 2000 at New Jersey

Most consecutive starts — 18, March 1, 2001 at Ottawa thru April 7, 2001 vs. Dallas

Career shutouts — 27, most recent, Jan. 12, 2006 at Ottawa

300th NHL game — March 23, 2006 at Detroit

Calder Memorial Trophy — 2001

NHL Player of the Month — Feb. 2002

NHL Defensive Player of the Month — Feb. 2004

All-Star Game — 2001

Olympics — Team Russia (2006)

Seagate Technology "Sharks Player of the Month" — Dec.

2003 (co-winner), Feb. 2002, Nov. 2001, Dec. 2000, Oct. 2000

Seagate Technology "Sharks Player of the Year" — 2000-01

PlayStation "Sharks Rookie of the Year" — 2000-01

CAREER 2004-05: Played part of the season with Metallurg Magnitogorsk (Russia)...Earned a victory in his first start...**2003-04:** Posted third 30-win season and set franchise record for most shutouts in a single-season with ninth (T-3rd NHL) on March 31 at Los Angeles in 3-0 win (previous high was seven, set by Nabokov in 2001-02)...Earned 25th victory (for the third time in last four seasons) on March 18 at Los Angeles...Posted a five-game winning streak from Feb. 19-March 3, going 5-0-0, with a 2.00 GAA, a shutout and a .931 save percentage...Recorded 25th NHL shutout (becoming the 62nd player in League history) after a 1-0 win vs. St. Louis on Feb. 29...Named NHL Defensive Player of the Month for February after posting an 8-2-0 record, 1.75 GAA, .934 SV PCT and three shutouts...Went 13-6-2 (three OTL) with a 1.45 GAA, a .946 SV PCT and six shutouts in first 21 games after returning from groin injury (Dec. 11-Feb. 5)...Went undefeated in six games from Dec. 21-31, going 5-0-1, posting two shutouts, a .948 SV PCT and a 1.32 GAA...Earned 100th NHL win on Jan. 10 vs. Atlanta...Played 200th NHL game Oct. 9 at Edmonton...Recorded 18th career shutout and first of the season on Oct. 16 vs. Philadelphia in 0-0 T, marking the franchise's seventh scoreless tie and the fourth involving Nabokov...**Playoffs:** T-2nd in NHL with a 1.71 GAA, 4th in wins (10), 3rd in SV PCT (.935), T-3rd in shutouts (three)...**2002-03:** Posted 3-game win streak from Feb. 21-27...Posted third shutout and 17th of career with 29-save effort Feb. 21 vs. Columbus...Became franchise's all-time

CAREER VS. NHL

	GP	MINS	GA	SOG	SHO	W	L	T	GAA	SV%
ANA	25	1416	52	640	1	14	8	1	2.20	.919
ATL	6	372	13	162	0	3	1	2	2.10	.920
BOS	4	238	11	111	0	2	2	0	2.77	.901
BUF	4	232	5	103	0	2	1	1	1.29	.951
CAL	16	942	32	404	2	7	6	2	2.04	.921
CAR	6	345	10	159	1	5	1	0	1.74	.937
CHI	12	708	30	339	0	5	4	2	2.54	.912
COL	14	770	36	376	3	3	10	1	2.81	.904
CBJ	14	795	20	345	3	11	2	0	1.51	.942
DAL	20	1208	57	530	0	4	11	5	2.83	.892
DET	15	866	48	441	1	4	9	1	3.33	.891
EDM	12	746	34	344	0	4	3	5	2.73	.901
FLA	5	305	10	162	1	4	0	1	1.97	.938
LA	24	1404	48	620	4	13	8	2	2.05	.923
MIN	13	761	31	321	2	4	7	2	2.44	.903
MTL	5	277	13	114	0	3	2	0	2.82	.886
NAS	16	881	32	347	1	6	7	2	2.18	.908
NJ	4	211	12	96	0	1	3	0	3.41	.875
NYI	6	302	14	162	1	4	1	0	2.78	.914
NYR	3	162	7	79	0	2	1	0	2.59	.911
OTT	6	284	15	127	1	2	3	0	3.17	.882
PHI	5	272	8	117	1	2	0	2	1.76	.932
PHO	24	1262	57	582	2	9	9	3	2.71	.902
PIT	6	333	12	170	1	5	1	0	2.16	.929
STL	13	763	37	357	1	5	6	1	2.91	.896
TB	5	307	15	161	0	1	3	1	2.93	.907
TOR	1	65	3	26	0	0	0	1	2.77	.885
VAN	12	624	29	280	0	5	4	1	2.79	.896
WAS	7	420	14	222	1	7	0	0	2.00	.937
TOTAL	303	17273	705	7897	27	137	113	36	2.45	.911

leader in decisions (175) in 3-2 loss on Feb. 17 at Los Angeles...Tied Arturs Irbe for first in all-time Sharks decisions (174) with loss Feb. 10 at Detroit... Became franchise's all-time leader in minutes played (10,287) and goaltender games played (184), passing Irbe in each category, in a 6-2 win Feb. 5 vs. Carolina...Posted 3-game win streak from Jan. 25-28, allowing only two goals over the three games... Fourth among all NHL goaltenders in wins (33) during the 2002 calendar year... Posted first shutout and 15th of career with 34-save effort Dec. 14 vs. Washington...Posted career-high 46 saves Nov. 19 at Washington...**2001-02:** T-2nd in NHL in shutouts (seven) and third in wins (37 — franchise record)... Fourth in Vezina Trophy voting...On March 10 at Vancouver, became seventh goaltender (first in franchise history) in NHL history to score a goal and first netminder to score a power play goal...Tied Irbe's franchise record with personal 7-game win streak from Jan. 30-Feb. 28...Named NHL Player of the Month and Seagate Technology "Sharks Player of the Month" for February after posting a 6-0-0 record, 1.17 GAA, .952 SV PCT and two shutouts... Named NHL Player of the Week for Feb. 4-10 after posting a 3-0-0 record, 0.67 GAA, .975 save percentage and two shutouts...Set career franchise win record (58th victory)...Became franchise's all-time shutout leader with 11th (38 saves) Dec. 14 at Colorado, the site of his first career shutout (Jan. 19, 2000 at Colorado)...Named Seagate Technology "Sharks Player of the Month" for November after posting a 7-5-1 record (two overtime losses), 2.04 GAA and .925 save percentage...Played in 100th

PLAYERS

NHL game Dec. 6 at Calgary...Named runner-up for NHL Player of the Week for Nov. 26-Dec. 2 after posting a 3-0-0 record, 1.33 GAA, .955 SV PCT and a shutout...Named runner-up for NHL Player of the Week for Oct. 29-Nov. 4 after posting a 3-0-0-0 record, 1.67 GAA and .938 SV PCT...**Playoffs:** Picked up second career postseason assist (making him Sharks all-time leader) May 1 in Game One of the WCSF at Colorado...Clinched first career playoff series win and franchise's fastest series victory ever in Game Five of the WCQF on April 26 vs. Phoenix...Stopped 35 shots in 4-1 win in Game Three of WCQF April 22 at Phoenix...Stopped 21 shots to pick up first career home playoff victory in Game One of the WCQF on April 17 vs. Phoenix...**2000-01:** Captured Calder Memorial Trophy as the "player selected as the most proficient in his first year of competition in the National Hockey League," garnering a total of 565 points and 50 of 62 first place votes...Finished fourth overall in voting for the Vezina Trophy as the "goalkeeper adjudged to be the best at his position"...Selected to the NHL's All-Rookie team... Named The Sporting News NHL Rookie of the Year in a vote among NHL players...Held opponents to two or fewer goals in 46 of 63 starts...Held opponents to three goals or less in 57 of 63 starts...Led NHL in GAA on the road (1.94, only netminder to have sub-2.00 road GAA)...Named Seagate Technology "Sharks Player of the Year" and PlayStation "Rookie of the Year"... Named NHL Player of the Week for Jan. 22-28 after posting a 2-0-1 record, 1.30 GAA and a .947 SV PCT...Stopped 11 of 16 shots in 20 minutes of action for the World Team All-Stars at the NHL All-Star Game...Named Seagate Technology "Sharks Player of the Month" for December...Named NHL Rookie of the Month for December (second consecutive month) after posting a 7-2-2 record,

THE FIRST GOAL

The 2001-02 season was a memorable one for Evgeni Nabokov in many ways. But one feat will stand out forever.

On March 10, 2002, "Nabby" became the first goaltender in Sharks history and the seventh in NHL history to score a goal in a regular season game. Nabokov's goal came on an empty net at 19:12 of the third period in San Jose's 7-4 win in Vancouver.

Two more facts add to the significance of Nabokov's goal. It was the first ever scored by a European-born goaltender and the first scored by a goaltender on the power play.

NABOKOV'S FRANCHISE RECORDS

(entering the 2006-07 season)

ALL-TIME RECORD

	NUMBER
Games Played	303
Minutes	17,273
Wins	137
Ties	36
Shutouts	27

SINGLE SEASON RECORD

Wins (37)
Shutouts (9)

YEAR SET

2001-02
2003-04

PLAYERS

2.11 GAA, .924 SV PCT and two shutouts...Became first rookie since Pittsburgh's Patrick Lalime (Dec. and Jan., 1996-97) to win the award in consecutive months...Posted 20th win in 28th game becoming the second fastest rookie goaltender since 1990-91 to reach the 20-win mark (Lalime, 27 games, 1996-97)...Runner-up for NHL Player of the Week honors from Dec. 11-17 with a 3-0-0 record, 1.32 GAA and .951 SV PCT...Named NHL Rookie of the Month for November with an 8-2-1 record, 1.96 GAA, .925 save percentage and a shutout...Posted 11-game unbeaten streak (9-0-2-0) from Oct. 20-Nov. 14, tying the mark for the longest individual streak in Sharks history (Steve Shields, 11 games, 9-0-2, March 9-April 9, 1999)...Named Seagate Technology "Sharks Player of the Month" for October and was runner-up for NHL Rookie of the Month for October after going 5-1-1 with a 1.75 GAA and a .938 SV PCT...Posted four consecutive road victories (Oct. 20-25), which tied a franchise record for consecutive wins away from home...**Playoffs:** Posted first playoff win and shutout (28 saves) in Game Two of the WCQF at St. Louis on April 14...One of 22 goalies and fourth since 1980 to record a shutout in their first or second career playoff start...One of seven goalies since 1943-44 to record a shutout in their first playoff win...Made first playoff start in Game One of WCQF at St. Louis April 12...Combined with Miikka Kiprusoff to become first goaltending duo since 1995 (Washington's Jim Carey and Olaf Kolzig) to capture their first career playoff wins in the same series...**1999-00:** Picked up first NHL victory March 2 vs. Nashville, facing two shots in 35-plus minutes of relief...Shutout Colorado for a 0-0 tie in his first NHL start, stopping 39 shots, Jan. 19...Made NHL debut Jan. 1 at Nashville, stopping all four shots in relief of Shields...**1998-99:** Tied Kentucky record for wins in a season (26)...Second in AHL in shutouts (five), T-2nd in wins (26) and eighth with a 2.62 GAA...Won eight straight starts from Dec. 11-Jan. 2, allowing 10 goals in eight games...Named Itech AHL Goaltender of the Month for November (4-2-0, 1.68 GAA, two shutouts)...Posted first career shutout Nov. 8 at Cincinnati...**Playoffs:** Had two shutouts...1997-98: Played first season in North America...Earned first professional victory Oct. 4 at Cincinnati, stopping 23 of 29 shots...Drafted as Yevgeni Nabokov, but changed name to John before his first North American season...**1996-97:** Signed first North American contract in summer of 1997...Posted 2.11 GAA with Dynamo in Russia.

PERSONAL Married (Tabitha) with a daughter (Emily)...has a mini-dachshund (Bailey)...favorites: Nickelback, Creed and all kinds (music), "American Pie" (movie), "Friends" (television show), Bruce Willis (actor), Michelle Pfeiffer (actress), Forbes Mill and Aldo's (San Jose area restaurants), Maui (vacation spot), steak, sushi and Italian (foods)..."Nabby" has started to play golf and likes to play tennis away from the ice...memorable NHL/Sharks moment: NHL debut on Jan. 1, 2000 at Nashville...pre-game rituals: wouldn't divulge his secrets...three wishes: no war in the world, healthy family and friendly people...was one of six players in the 2002 NHL Series II figurine set produced by McFarlane Toys...originally wore No. 35.

PENALTY SHOTS FACED BY EVGENI NABOKOV

(entering the 2006-07 season)

DATE	OPPONENT	PLAYER	RESULT	TIME	PERIOD	SCORE
Oct. 18, 2003	vs. Ottawa	Marian Hossa	Successful	9:22	3rd	1-4 L
March 24, 2003	vs. Tampa Bay	Martin St. Louis	Unsuccessful	17:56	3rd	1-4 L
Feb. 17, 2003	at Los Angeles	Zigmund Palffy	Unsuccessful	2:12	3rd	2-3 L
Jan. 8, 2002	vs. St. Louis	Sergei Varlamov	Unsuccessful	5:11	2nd	2-6 L
Feb. 26, 2001	at St. Louis	Marty Reasoner	Successful	6:39	1st	2-7 L
Nov. 1, 2000	vs. Pittsburgh	Martin Straka	Unsuccessful	:40	1st	3-2 W



CAREER STATISTICS

PLAYOFFS

SEASON	CLUB	LEAGUE	GP	W	L	OT	MINS	GA	SO	GAA	GP	W	L	MINS	GA	SO	AVG
1992-93	Kamenogorsk	CIS	4		NA		109	5	0	2.75	-	-	-	-	-	-	-
1993-94	Kamenogorsk	CIS	11		NA		539	29	0	3.22	-	-	-	-	-	-	-
1994-95	Dynamo	CIS	37		NA		2075	70	NA	2.02	-	-	-	-	-	-	-
1995-96	Dynamo	CIS	39		NA		2008	67	NA	2.00	-	-	-	-	-	-	-
1996-97	Dynamo	Russia	27		NA		1588	56	2	2.11	4		NA	255	12	0	2.82
1997-98	Kentucky	AHL	33	10	21	2	1867	122	0	3.92	1	0	0	23	1	0	2.59
1998-99	Kentucky	AHL	43	26	14	1	2429	106	5	2.62	11	6	5	599	30	2	3.00
1999-00	Kentucky	AHL	2	1	1	0	120	3	1	1.50	-	-	-	-	-	-	-
	Cleveland	IHL	20	12	4	3	1161	52	0	2.90	-	-	-	-	-	-	-
	San Jose	NHL	11	2	2	1	414	15	1	2.17	1	0	0	20	0	0	0.00
2000-01	San Jose	NHL	66	32	21	7	3700	135	6	2.19	4	1	3	218	10	1	2.75
2001-02	San Jose	NHL	67	37	24	5	3901	149	7	2.29	12	7	5	712	31	0	2.61
2002-03	San Jose	NHL	55	19	28	8	3227	146	3	2.71	-	-	-	-	-	-	-
2003-04	San Jose	NHL	59	31	19	8	3456	127	9	2.20	17	10	7	1052	30	3	1.71
2004-05	Metallurg	Russia	14	-	-	-	808	27	3	2.00	5	-	-	307	13	0	2.53
2005-06	San Jose	NHL	45	16	19	7	2575	133	1	3.10	1	0	0	12	1	0	5.00
	Russia	Olympics-	-	-	-	-	126	8	3	1.34	-	-	-	-	-	-	-
SHARKS/NHL TOTALS			303	137	113	36	17273	705	27	2.45	37	18	15	2014	72	4	2.15

Selected by San Jose in the 1994 NHL Entry Draft (9th round, 219th overall).

Ville Nieminen

SHOOTS: Left **6-foot-1, 220 pounds**

BORN: 4/6/77 in Tampere, Finland

HOMETOWN: Tampere, Finland

Acquired by San Jose from the New York Rangers in exchange for a third round selection (83rd overall) in the 2006 NHL Entry Draft on March 8, 2006

15

LEFT WING



PLAYERS

2005-06: Registered 42 hits in 22 games with the Sharks...Scored a shorthanded goal on April 3 at Dallas...Registered his first two points (1-1-2) as a Shark on March 18 against Dallas along with seven hits...Totaled five hits in his first game as a Shark against Edmonton on March 11...His teams (Rangers/Sharks) posted a 7-0-1 record when he scored a goal (2-0-1 with the Sharks)...Posted a four-game point-scoring streak from Jan. 14-21, collecting four assists...Tallied his first goal as a Ranger, the game-winning tally, on Oct. 13 vs. New Jersey...**Playoffs:** Led the NHL in hits (38) through the first two rounds of the playoffs...Registered a team playoff-high 15 hits in Game One of the WCSF vs. Edmonton on May 7...Led the team in penalty minutes (24)...T-3rd in NHL during the CQF with 20 penalty minutes...Received 12 penalty minutes, including a 10-minute misconduct, at Nashville in Game 2 of the WCQF on April 23...**Olympics:** Helped Team Finland capture a silver medal at the 2006 Winter Olympics, registering one assist along with eight penalty minutes in eight games.

NHL Career Highlights

First NHL game — Jan. 29, 2000 at St. Louis (with Colorado)

First NHL goal — Nov. 18, 2000 at Los Angeles (Jamie Storr)

Most points, game — 3, 2 times, most recent, Mar. 17, 2002 at Nashville

Most goals, game — 2, 2 times, most recent, March 6, 2001 at Atlanta

Most assists, game — 2, 4 times, most recent, March 17, 2002 at Nashville

Most consecutive games, point — 4, 2 times, most recent, March 7 - 13, 2004

Most consecutive games, goal — 3, 2 times, most recent, March 9 - 13, 2004

Most consecutive games, assist — 3, March 6 - 11, 2002

Olympics — Team Finland (2002 and 2006)

World Cup — Team Finland (2004)

CAREER 2004-05: Appeared in 26 games with Tampere (Finland), registering 14 goals (third on team) and 13 assists...His 27 points ranked third on the team, while his point-per-game ratio led the club...In eight postseason contests, led club in scoring, collecting two goals and four assists for six points...Represented Finland at the 2004 World Cup of Hockey...**2003-04:** Split the season between Chicago and Calgary...Recorded two goals and 11 assists in 60 games with Chicago and three goals and five assists in 19 games with the Flames...Netted his first goal with Calgary on March 9 vs. Edmonton...Skated in his first game with the Flames on Feb. 26 vs. Detroit...Was acquired on Feb. 24 from Chicago...Posted a three-game point streak (one goal and two assists) from Dec. 19-23...Tallied his first goal as a Blackhawk and added an assist in a 2-2 tie on Oct. 28 at Phoenix...Skated in his first game with Chicago on Oct. 8 vs. Minnesota and notched his first point/assist with the team...Skated in two games with Team Finland at the 2004 World Cup of Hockey...**Playoffs:** Appeared in 24 postseason contests, recording four goals and four assists for eight points, helping Calgary reach the Stanley Cup Finals...**2002-03:** Appeared in 75 games with Pittsburgh, registering nine goals and 12 assists for 21 points, along with 93 penalty minutes...Led the team in shorthanded goals (two)...Posted a point in three consecutive games from Feb. 15-20...**2001-02:** Split the season between Colorado and Pittsburgh...Tallied 10 goals and 14 assists in 53 games with Colorado...Had one goal and two assists in 13 games with Pittsburgh after being acquired from Colorado on March 19...Set career highs in points (27) and assists (16)...Tied for first on Colorado with five game-winning goals at the time of the trade...Recorded a career-high three points (one goal and two assists) on Jan. 9 vs. Chicago and on March 17 at Nashville...Posted a three-game point streak from March 6-11 (1-3-4)...Appeared in his first game with Pittsburgh on March 20 vs. Phoenix...Recorded his first assist/point as a Penguin on March 24 vs. Washington...Tallied his first goal with Pittsburgh on April 4 at Tampa Bay...**Olympics:** Posted one assist in four games at the 2002 Winter Olympics for Finland...**2000-01:** Split season with Colorado and Hershey (AHL)...Recorded 14 goals and eight assists, along with 38 penalty minutes in 50 games with Colorado...Set a career high with 14 goals...Tied for fifth among NHL rookies in game-winning goals with three...Tallied a goal in three consecutive games from Jan. 27-Feb. 1...Registered 10 goals and 11 assists in 28 games with Hershey...Was selected to play in the AHL All-Star Game...**Playoffs:** Helped the Avalanche capture the Stanley Cup, collecting four goals and six assists in 23 games...Led all NHL rookies in points (10), goals, assists, power-play goals (three) and power-play points (four) in the postseason...Tallied his first career playoff goal in Game Two of the WCQF vs. Vancouver on April 14...**1999-00:** Made NHL debut on Jan. 29 at St. Louis...Skated in 74 games with Hershey, totaling 21 goals and 30 assists for 51 points...Ranked seventh on Hershey in points, tied for fourth in goals and seventh in assists...**1998-99:** Seventh on the team in points (43) and third in goals (24)...**1997-98:** Made his North American debut, playing in 74 games with Hershey...Eighth on Hershey in points (36), T-5th in goals (14) and T-2nd with a plus-6...Represented Finland in the 1997 World Junior Tournament, recording two goals and five assists in six games...**1996-97:** Registered seven points in six games for his country at the World Junior Championships.

CAREER VS. NHL						WITH SAN JOSE					
	GP	G	A	PTS	PIM	GP	G	A	PTS	PIM	
ANA	10	0	1	1	4	1	0	0	0	0	
ATL	10	3	2	5	8	-	-	-	-	-	
BOS	10	1	2	3	6	-	-	-	-	-	
BUF	12	1	4	5	20	-	-	-	-	-	
CGY	13	0	2	2	6	-	-	-	-	-	
CAR	5	0	0	0	45	-	-	-	-	-	
CHI	7	1	3	4	2	1	0	1	1	0	
COL	7	0	3	3	4	2	0	0	0	0	
CBJ	11	1	4	5	4	1	0	0	0	0	
DAL	11	2	2	4	8	3	2	1	3	0	
DET	19	2	6	8	12	1	0	0	0	0	
EDM	12	5	2	7	10	1	0	0	0	0	
FLA	8	1	1	2	4	-	-	-	-	-	
LA	16	3	3	6	18	3	0	1	1	2	
MIN	14	2	6	8	16	1	0	0	0	0	
MTL	11	0	0	0	10	-	-	-	-	-	
NSH	13	4	3	7	6	1	0	0	0	0	
NJ	14	3	2	5	4	-	-	-	-	-	
NYI	12	1	0	1	12	-	-	-	-	-	
NYR	10	0	1	1	2	-	-	-	-	-	
OTT	9	1	2	3	10	-	-	-	-	-	
PHI	13	2	0	2	6	-	-	-	-	-	
PHO	17	3	6	9	12	3	0	1	1	4	
PIT	11	2	3	5	11	-	-	-	-	-	
SJ	12	1	3	4	10	-	-	-	-	-	
STL	15	2	3	5	10	2	0	0	0	0	
TB	8	2	1	3	6	-	-	-	-	-	
TOR	10	1	0	1	4	-	-	-	-	-	
VAN	11	2	2	4	14	2	1	0	1	4	
WAS	10	1	1	2	6	-	-	-	-	-	
TOTAL	341	47	68	115	290	22	3	4	7	10	



PLAYERS

PERSONAL Engaged to be married (Kaisa)...they have a son (Viljami)...favorites: Him (Finnish group — musicians); "Big Brother" (Finnish version — television show); Aldo's (San Jose area restaurant); Russian pelmenes (food); "Silent Bob Strikes Back" (movie); my summer cottage in Finland (vacation spot); Vesa Toskala's boat (hometown hangout); nimoland.neuf.fr (a tribute to himself — website)...summer activities included yard work at the summer cottage, boating and lumberjacking...likes to play golf...if he wasn't in hockey, he'd be a firefighter or a lumberjack...hockey idol is fellow countryman and former NHL left wing Esa Tikkanen..."Nemo" describes himself as funny and easy going...memorable NHL moment was winning the 2001 Stanley Cup with Colorado...has the Ville Nieminen Fund for young hockey players in Finland. Every time he scores a goal, 30 people back in Finland contribute to the fund...best part about growing up in Finland: it was an easy life and you didn't need a car...if he could meet someone in history, he'd like to meet his father...before each game and during intermissions, he reads his own "playbook"...three wishes: happiness, health for family and world peace.

CAREER STATISTICS

PLAYOFFS

SEASON	CLUB	LEAGUE	GP	G	A	PTS	PIM	GP	G	A	PTS	PIM
1994-95	Tampere	FNL	16	0	0	0	0	--	--	--	--	--
1995-96	Tampere	FNL	4	0	1	1	8	--	--	--	--	--
1996-97	Tampere	FNL	49	10	13	23	120	3	1	0	1	8
1997-98	Hershey	AHL	74	14	22	36	85	--	--	--	--	--
1998-99	Hershey	AHL	67	24	19	43	127	3	0	1	1	0
1999-00	Hershey	AHL	74	21	30	51	54	9	2	4	6	6
	Colorado	NHL	1	0	0	0	0	--	--	--	--	--
2000-01	Hershey	AHL	28	10	11	21	48	--	--	--	--	--
	Colorado	NHL	50	14	8	22	38	23	4	6	10	20
2001-02	Colorado	NHL	53	10	14	24	30	--	--	--	--	--
	Pittsburgh	NHL	13	1	2	3	8	--	--	--	--	--
2002-03	Pittsburgh	NHL	75	9	12	21	93	--	--	--	--	--
2003-04	Chicago	NHL	60	2	11	13	40	--	--	--	--	--
	Calgary	NHL	19	3	5	8	18	24	4	4	8	55
	Tampere	FNL	26	14	13	27	32	8	2	4	6	12
2004-05	N.Y. Rangers	NHL	48	5	12	17	53	--	--	--	--	--
	San Jose	NHL	22	3	4	7	10	11	0	2	2	24
	SHARKS TOTALS		22	3	4	7	10	11	0	2	2	24
	NHL TOTALS		341	47	68	115	290	58	8	12	20	99

Selected by Colorado in the third round (78th overall) of the 1997 NHL Entry Draft. Acquired by Pittsburgh along with Rick Berry from Colorado for Darius Kasparaitis on March 19, 2002. Signed as a free agent by Chicago on July 29, 2003. Acquired by Calgary from Chicago in exchange for Jason Morgan and future considerations on Feb. 24, 2004. Signed as a free agent by the Rangers on Aug. 4, 2005. Acquired by San Jose from the New York Rangers in exchange for a third round selection (83rd overall) of the 2006 NHL Entry Draft, March 8, 2006.

Scott Parker

SHOOTS: Right **6-foot-5, 230 pounds**

BORN: 1/29/78 in Hanford, California

HOMETOWN: Castle Rock, Colorado

Acquired by San Jose from Colorado for a fifth round selection (163rd overall) in the 2003 NHL Entry Draft on June 21, 2003

27

RIGHT WING



PLAYERS

2005-06: Totaled four PIM against Phoenix on April 1...Earned a season-high 24 PIM against Nashville on March 11 and was suspended by the NHL for two games...Appeared in his first game since Dec. 23 against Edmonton on March 9...Activated from Injured Reserve on March 9...Placed on Injured Reserve on Dec. 25 (head)...Scored his first goal of the season in his first shift after being activated off the Injured Reserve list against Anaheim on Dec. 20...Placed on injured reserve retroactive to Nov. 22...Began the season on IR with a facial injury suffered in preseason...Made season debut on Nov. 21 at Edmonton after missing the team's first 19 games.

CAREER **2004-05:** Did not play..**2003-04:** Missed final eight games with hand injury (March 21-April 4)...Team leader in PIM (101) in 50 games...Posted third assist of the season vs. Florida on Feb. 3...Scored first goal with Sharks on Dec. 10 at Anaheim...Scored first point/assist with Sharks on Oct. 11 at Calgary..**2002-03:** Second on team in penalty minutes (82)...Played in 200th NHL game March 29 vs. Phoenix...Scored first goal of the season Feb. 4 at Boston..**2001-02:** Tied career high in points (1-4=5) in 63 games...Set career high in assists (4)...First on team in penalty minutes (154)...Recorded 27 penalty minutes Oct. 13 at Vancouver...Tallied career-high three assists/points Dec. 23 vs. Minnesota...Played in his 100th NHL game Oct. 21 at Chicago..**2000-01:** Led Avs in penalty minutes (155)...Scored first NHL goal/point Nov. 18 at Phoenix...Tallied first NHL assist Nov. 18 at Los Angeles...Scored first career game-winning goal March 4 at Phoenix..**Playoffs:** Appeared in first four NHL postseason games...Member of the Stanley Cup Champion Avalanche..**1999-00:** Led Hershey in penalty minutes (206)...**1998-99:** Played in first NHL game Nov. 28 at New Jersey...Scored first professional goal in first pro game with Hershey on Oct. 9 at Kentucky...Recalled twice to Colorado during the season...Second on Hershey in penalty minutes (143)...Posted 71 penalty minutes in 27 games with Colorado..**1997-98:** Selected as Most Improved Player in the Western Hockey League after posting junior career highs in games played (71, second on team), goals (30, fourth), assists (22) and points (30-22=52, fifth)...First on team in penalty minutes (243)...**Playoffs:** Led team in goals (six)...**1996-97:** Led league in penalty minutes (330)...**1995-96:** Posted 7 points (3-4=7) and 159 penalty minutes in rookie WHL season.

PERSONAL Single...has two cats (Harley, a 20-pound tabby, and Davidson)...favorites: Metallica, Pantera and Creedence Clearwater Revival (musicians); all (movies); "Prison Break" (television show); Keira Knightley (actress); Forbes Mill (San Jose area restaurant); anywhere (vacation spot); Italian, Mexican and American (foods); Red Sky (tattoo parlor) and Castle Café (diner) (hometown hangouts in Castle Rock, Colo. — 30 minutes away from Denver)...summer activities included get-

NHL Career Highlights

First NHL game — Nov. 28, 1998 at New Jersey (with Colorado)

First NHL goal — Nov. 16, 2000 at Phoenix (with Colorado off Sean Burke)

First NHL assist — Nov. 18, 2000 at Los Angeles (with Colorado)

Most points, game — 3, Dec. 23, 2001 at Minnesota (with Colorado)

Most goals, game — 1, 6 times, most recent, Dec. 18, 2006 at Anaheim

Most assists, game — 3, Dec. 23, 2001 at Minnesota (with Colorado)

Most consecutive games, point — 2, Nov. 16-18, 2001 (with Colorado)

Most consecutive games, goal — 1, 5 times, most recent, Dec. 10, 2003 at Anaheim

Most consecutive games, assist — 1, 13 times, most recent, Feb. 3, 2004 vs. Florida

Most consecutive games played — 27, April 6, 2003 vs. St. Louis (with Colorado) thru Dec. 4, 2003 vs. Colorado

Best plus/minus — +2, Dec. 23, 2001 vs. Minnesota (with Colorado)

200th NHL game — March 29, 2003 vs. Phoenix (with Colorado)

600th NHL penalty minute — April 1, 2006 vs. Phoenix

CAREER VS. NHL					WITH SAN JOSE					
	GP	G	A	PTS	PIM	GP	G	A	PTS	PIM
ANA	16	2	1	3	38	7	2	0	2	20
ATL	6	0	0	0	12	1	0	0	0	0
BOS	4	1	1	2	10	1	0	0	0	5
BUF	6	0	0	0	21	1	0	0	0	0
CGY	15	0	1	1	25	2	0	1	1	9
CAR	3	0	0	0	9	1	0	0	0	5
CHI	14	0	0	0	30	2	0	0	0	0
COL	5	0	0	0	10	5	0	0	0	10
CBJ	12	0	0	0	59	4	0	0	0	15
DAL	12	0	0	0	8	2	0	0	0	2
DET	15	1	0	1	28	2	0	0	0	4
EDM	17	0	1	1	20	5	0	0	0	2
FLA	6	0	1	1	24	2	0	1	1	2
LA	11	0	1	1	19	1	0	0	0	0
MIN	12	0	3	3	21	2	0	0	0	7
MTL	1	0	0	0	5	-	-	-	-	-
NSH	11	0	1	1	35	3	0	0	0	26
NJ	8	0	0	0	15	1	0	0	0	0
NYI	5	0	0	0	8	-	-	-	-	-
NYR	6	0	0	0	10	1	0	0	0	0
OTT	3	0	0	0	9	1	0	0	0	2
PHI	6	0	0	0	2	2	0	0	0	0
PHO	13	2	2	4	37	5	0	1	1	23
PIT	3	0	1	1	0	-	-	-	-	-
SJ	9	0	0	0	14	-	-	-	-	-
STL	16	0	0	0	42	5	0	0	0	2
TB	4	0	0	0	5	1	0	0	0	0
TOR	3	0	0	0	0	1	0	0	0	0
VAN	16	0	0	0	80	1	0	0	0	0
WAS	4	0	0	0	5	1	0	0	0	5
TOTAL	262	6	13	19	601	60	2	3	5	139



PLAYERS

ting some more tattoos and working on arranging the shop in his home at Castle Rock...likes to work with his hands (building things and carpentry) and if he wasn't in hockey, he'd be in that field...hockey idols are Bob Probert and Mike Peluso...memorable NHL moment is holding the Stanley Cup over his head in 2001 with Colorado...nicknames: "The Sheriff" (from days at Hershey in the AHL), "Parksie" and "Shrek"...three words to describe himself: intense, passionate and physical...hates people who drive slow in the fast lane...would like to have met Jesus Christ...best part about growing up in Alaska: having plenty of room to roam...three wishes: to be able to hold the Stanley Cup again, no poverty and to have the American soliders come back safely from the Middle East.

CAREER STATISTICS

SEASON	CLUB	LEAGUE	GP	G	A	PTS	PIM	GP	G	A	PTS	PIM
1993-94	Alaska	WSHL	34	8	12	20	86	-	-	-	-	-
1994-95	Spokane	KIJHL	43	7	21	28	128	-	-	-	-	-
1995-96	Kelowna	WHL	64	3	4	7	159	6	0	0	0	12
1996-97	Kelowna	WHL	68	18	8	26	330	6	0	2	2	4
1997-98	Kelowna	WHL	71	30	22	52	243	7	6	0	6	23
1998-99	Colorado	NHL	27	0	0	0	71	-	-	-	-	-
	Hershey	AHL	32	4	3	7	143	4	0	0	0	6
1999-00	Hershey	AHL	68	12	7	19	206	11	1	1	2	56
2000-01	Colorado	NHL	69	2	3	5	155	4	0	0	0	2
2001-02	Colorado	NHL	63	1	4	5	154	-	-	-	-	-
2002-03	Colorado	NHL	43	1	3	4	82	1	0	0	0	2
2003-04	San Jose	NHL	50	1	3	4	101	-	-	-	-	-
2004-05	Did Not Play		-	-	-	-	-	-	-	-	-	-
2005-06	San Jose	NHL	10	1	0	1	38	-	-	-	-	-
SHARKS TOTALS 60			2	3	5	139	-	5	0	0	0	4
NHL TOTALS			262	6	13	19	601	60	2	3	5	139

Selected by Colorado in the 1998 NHL Entry Draft (1st round, 20th overall). Acquired by San Jose from Colorado for a 5th round selection (163rd overall) in the 2003 NHL Entry Draft on June 21, 2003.

Patrick Rissmiller

SHOOTS: Left **6-foot-4, 215 pounds**
BORN: 10/26/78 in Belmont, Massachusetts
HOMETOWN: Belmont, Massachusetts
Signed by San Jose as a free agent on June 30, 2003

34

CENTER/LEFT WING



PLAYERS

2005-06: Scored the game-winning goal against Dallas on April 9... Assisted on Goc's game-winning goal at Colorado on April 5... Picked up an assist on Carle's first NHL goal, March 25 at Minnesota... Posted first NHL assist on March 21 at St. Louis... Scored first NHL goal on March 18 against Dallas... Appeared in his first game of the season on March 16 against St. Louis, posting a plus-1 in 14:26... Recalled from Cleveland (AHL) on March 15... At the time of his recall, led the team in assists (37), was second in points (15-37=52) and fourth in goals (17)... Made his first AHL All-Star appearance... Barons franchise leader in points (167)... Had two assists for the Barons on Oct. 21 to become the franchise leader... Tied a Barons franchise record with four assists on Jan. 7 vs. Syracuse... **Playoffs:** Recorded one point in two consecutive games (1-1=2) from May 10-12... Assisted on Cheechoo's goal in Game Four of the WCSF at Edmonton on May 12... Scored a goal in Game Three of the WCSF at Edmonton on May 10... Scored first career postseason goal in Game Four of the WCQF vs. Nashville on April 27.

NHL Career Highlights

First NHL game — Nov. 13, 2003 vs. St. Louis

First NHL goal — March 18, 2006 vs. Dallas (off Marty Turco)

First NHL assist — March 21, 2006 at St. Louis

Most points, game — 1, 6 times, most recent, April 9, 2006 vs. Dallas

Most goals, game — 1, 3 times, most recent, April 9, 2006 vs. Dallas

Most assists, game — 1, 3 times, most recent, April 5, 2006 at Colorado

Most consecutive games, point — 2, March 25-26, 2006

Most consecutive games, goal — 1, 3 times, most recent, April 9, 2006 vs. Dallas

Most consecutive games, assist — 1, 3 times, most recent, April 5, 2006 at Colorado

Most consecutive games played — *9, 2 times, most recent, April 3 at Dallas thru April 17, 2006 vs. Los Angeles (* — streak intact entering 2006-07 season)

Best plus/minus — +1, 6 times, most recent, April 5, 2006 at Colorado

CAREER 2004-05: Second on Cleveland in goals and third in points... Had six multi-point games, the last one coming on Jan. 8 vs. Grand Rapids (two goals)... Led Barons in November with five goals... Had a 6-game point streak (3-4=7) snapped on Nov. 9 vs. Edmonton... Scored two goals on Dec. 14 to lead the Barons to a 4-2 win over St. John's... In March, paced Cleveland with nine assists and 13 points... Had two goals and an assist in a 3-2 win over Edmonton on March 1... Had nine shots on goal and scored on an empty net vs. Utah on April 13... **2003-04:** Fifth on Barons in scoring and fourth in assists... Tied a Barons season-high by posting assists in four consecutive games from Jan. 31-Feb. 12... Assigned to Cleveland on Nov. 29... Made NHL debut Nov. 13 vs. St. Louis, becoming the first Holy Cross and MAAC product to play in an NHL game... Added a 5-game point streak from Nov. 2-29 (4-5=9)... Recalled from Cleveland Nov. 12... Registered 15 points (7-8=15) in the first 14 games of the season... **Playoffs:** Added an assist in nine postseason games... **2002-03:** Seventh on Barons in points during first professional season... Barons top scorer in January (4-8=12)... Scored first professional goal Nov. 20 vs. Albany... Scored first game-winning goal Feb. 9 vs. Grand Rapids... **2001-02:** Named MAAC Offensive Player of the Year... Named ITECH MAAC Co-Player of the Week Jan. 28... Named finalist for Walter Brown Award, given to the best American-born hockey player in New England... Posted college career highs in goals, assists and points (16-30=46) in 33 games during senior season... **2000-01:** Set college career high in penalty minutes (40)... **1999-00:** Played in a college career high 35 games... Scored 10 goals and added 17 assists... **1998-99:** Second on team in scoring during freshman season... Led team in plus/minus (plus-16)... Named to MAAC All-Rookie Team.

PERSONAL Single... favorites: Coldplay and The Grateful Dead (musicians); "A River Runs Through It" (movie); "That 70s Show" (television show); Owen and Luke Wilson (actors); Original Joe's (San

CAREER VS. NHL

	GP	G	A	PTS	PIM
ANA	1	0	0	0	0
ATL	-	-	-	-	-
BOS	-	-	-	-	-
BUF	-	-	-	-	-
CGY	-	-	-	-	-
CAR	-	-	-	-	-
CHI	1	1	0	1	0
COL	2	0	1	1	0
CBJ	1	0	0	0	2
DAL	3	2	0	2	0
DET	1	0	0	0	0
EDM	-	-	-	-	-
FLA	-	-	-	-	-
LA	2	0	0	0	4
MIN	1	0	1	1	0
MTL	-	-	-	-	-
NSH	1	0	0	0	0
NJ	-	-	-	-	-
NYI	-	-	-	-	-
NYR	-	-	-	-	-
OTT	-	-	-	-	-
PHI	-	-	-	-	-
PHO	3	0	0	0	0
PIT	-	-	-	-	-
SJ	-	-	-	-	-
STL	3	0	1	1	0
TB	-	-	-	-	-
TOR	1	0	0	0	0
VAN	2	0	0	0	2
WAS	-	-	-	-	-
TOTAL	22	3	3	6	8



PLAYERS

Jose area restaurant); "Still looking for one" (vacation spot); seafood, steak and anything but sushi (food); my house (hometown hangout)...if he wasn't in hockey, he'd be playing soccer...off-ice hobbies include reading and spending time with the family...spent the summer "letting my body heal" from the season...Boston Bruins legend Ray Bourque is his hockey idol..."Risser" hates arrogant people...describes himself as quiet, friendly and laid back...would've like to have met President John F. Kennedy and John Lennon...best part about growing up where he did: it's a small town, had lots of kids and it was safe...memorable NHL/Sharks moment(s): first game, first goal and first play-off game...comes from a big family: five brothers and two sisters...the oldest is 34 (brother, who has an MBA and lives in Texas) and the youngest is his 17-year-old brother (a junior in high school)...both of his sisters are bilingual (a 32-year-old who's a doctor and a 22-year-old).

CAREER STATISTICS

PLAYOFFS

SEASON	CLUB	LEAGUE	GP	G	A	PTS	PIM	GP	G	A	PTS	PIM
1998-99	Holy Cross	MAAC	34	13	28	41	N/A	-	-	-	-	-
1999-00	Holy Cross	MAAC	35	10	17	27	22	-	-	-	-	-
2000-01	Holy Cross	MAAC	29	14	15	29	40	-	-	-	-	-
2001-02	Holy Cross	MAAC	33	16	30	46	31	-	-	-	-	-
2002-03	Cincinnati	ECHL	2	2	2	4	0	-	-	-	-	-
	Cleveland	AHL	72	14	26	40	24	-	-	-	-	-
2003-04	San Jose	NHL	4	0	0	0	0	-	-	-	-	-
	Cleveland	AHL	75	14	31	45	66	9	0	1	1	8
2004-05	Cleveland	AHL	69	21	23	44	50	-	-	-	-	-
2005-06	San Jose	NHL	18	3	3	6	8	11	2	1	3	6
	Cleveland	AHL	68	15	37	52	30	-	-	-	-	-
SHARKS/NHL TOTALS			22	3	3	6	8	11	2	1	3	6

Signed by Cleveland to AHL contract on Sept. 30, 2002. Signed by San Jose on June 30, 2003.

Nolan Schaefer

CATCHES: Right **6-foot-2, 200 pounds**
BORN: 1/15/80 in Yellow Grass, Saskatchewan
HOMETOWN: Yellow Grass, Saskatchewan
Selected by San Jose in the 2000 NHL Entry Draft (5th round, 166th overall)

31

GOALTENDER



PLAYERS

2005-06: First Sharks goaltender to begin his career with five consecutive wins...Backstopped the Sharks to a 3-2 victory against Calgary in the franchise's first-ever shootout on Oct. 29...Won in his NHL debut at Dallas on Oct. 26, making 12 saves in 31 minutes after replacing Toskala...Finished the season in Cleveland (AHL) with a 12-21-2 record...Recalled from Cleveland on April 18... Reassigned to Cleveland on March 14...Recalled from Cleveland on March 9... Reassigned to Cleveland on Jan. 19...Recalled from Cleveland on Jan 16...Reassigned to Cleveland on Dec. 8...Posted back-to-back shutouts on Dec. 27 and 29 vs. San Antonio (Barons record)...Shutout streak ended at 186:34 vs. Milwaukee on Jan. 6 in a 4-1 win...First NHL loss came vs. Minnesota on Nov. 5...Earned his first NHL shutout with 21 saves at Anaheim on Nov. 4...Faced first NHL penalty shot, stopping Tony Amonte, in earning a 3-2 victory vs. Calgary on Oct. 29...Recalled from Cleveland on Oct. 22.

NHL Career Highlights

First NHL game — Oct. 26, 2005 at Dallas
First NHL start — Oct. 28, 2005 at Los Angeles
First NHL win — Oct. 26, 2005 at Dallas
First NHL shutout — Nov. 4, 2005 at Anaheim
Most shots faced, game — 25, 2 times, most recent, Oct. 29 vs. Calgary
Most saves, game — 23, Nov. 2, 2005 vs. Nashville
Most goals allowed, game — 4, Oct. 28, 2005 at Los Angeles
Career shutouts — 1, Nov. 4, 2005 at Anaheim
Most consecutive starts — 5, Oct. 28, 2005 at Los Angeles thru Nov. 5, 2005 vs. Minnesota
Most consecutive wins — 5, Oct. 26, 2005 at Dallas thru Nov. 4, 2005 at Anaheim
Most consecutive games unbeaten — 5, Oct. 26, 2005 at Dallas thru Nov. 4, 2005 at Anaheim

CAREER 2004-05: Led Cleveland in games and saves (1,076)...Earned his first win on Nov. 11 vs. Manitoba in a shootout...Posted the first shutout on Nov. 13 at Hamilton (3-0) with 33 saves...Stopped 14 of 16 Utah shooters in an AHL record 16-round shootout win on Dec. 3 (also set AHL record for 14 saves in shootout)...Set Barons record for career shutouts with his fifth (surpassing Toskala) on Jan. 8 vs. Grand Rapids (2-0, 33 saves)...Became the second goaltender in Barons history to lead his team to four consecutive wins (Miikka Kiprusoff) with a 27-save performance against Hamilton on March 4...**2003-04:** Split the season between Cleveland and Fresno (ECHL) in his first professional season...Named Barons Rookie of the Month in February, posting a 4-1-1 mark, 2.14 goals-against average and .940 save percentage in six games...Named Barons Player of the Week on Dec. 8 with .957 SV PCT and 1.50 GAA...Posted a victory in his first three AHL starts...Dressed in first NHL game as Toskala's back-up on Jan. 5 at Vancouver...**Playoffs:** Started all nine Barons postseason games...Made 44 saves in Game Two, a 4-3 overtime win at Hamilton in second round...Led Barons to first-ever postseason series victory in a three-game Qualifying Series over Toronto...In that series, posted a 2-1 record and a 1.70 GAA and .929 SV PCT...**2002-03:** Completed senior season at Providence (alma mater of Sharks Head Coach Ron Wilson) with Hockey East Honorable Mention honors...Eighth in Hockey East in GAA (2.96) and fourth in saves (707)...Named Hockey East Goaltender of the Month for February after leading team to 6-0-2 record with a 2.06 GAA and .936 SV PCT...Named Hockey East Defensive Player of the Week twice and earned Player of the Week honors once during February...Named Hockey East Defensive Player of the Week Nov. 4...**2001-02:** Played in 35 of 38 games...Posted college career high in minutes played (2,052)...Ranked sixth in conference in save percentage...Received Ronald Wilson Award (named for the Sharks head coach) as the team's top defensive player...**2000-01:** Selected to 2000-01 JOFA-ACHA Division I Ice Hockey All-American second team...Selected to All-Conference second team...Backstopped Providence to Hockey East Tournament Finals and a berth in NCAA

CAREER VS. NHL

	GP	MINS	GA	SO	SHO	W	L	T	GAA	SV%
ANA	1	61	0	21	1	1	0	0	0.00	1.000
BUF	1	11	0	7	0	0	0	0	0.00	1.000
CAL	1	64	2	25	0	1	0	0	1.88	.920
DAL	1	35	1	13	0	1	0	0	1.71	.923
LA	1	60	4	25	0	1	0	0	4.00	.840
MIN	1	59	2	24	0	0	1	0	2.03	.917
NAS	1	62	2	23	0	1	0	0	1.94	.913
TOTAL	7	352	11	138	1	5	1	0	1.88	.920

Championship tournament...Named co-winner of the Friar Award, given annually to Providence's top defensive performer...One of three Friars selected to the New England Writers' Association All-Star Team...Named Hockey East Defensive Player of the Week on Jan. 8 and Nov. 2, named co-winner on Dec. 5...Recorded first career shutout Oct. 29 vs. Union...Tied Providence's single season record for shutouts (three)...**1999-00**: Posted a 6-5-1 record in 14 games in first college campaign.

PERSONAL Married (Lisa)...has a chihuahua named Buddy...favorites: Our Lady Peace (musicians), "Rocky" series (movies); "Rock Star: Supernova" (television show); Leonard DiCaprio (actor); Keira Knightley (actress); Blowfish Sushi To Die For (San Jose area restaurant); Vancouver, British Columbia (vacation spot); pizza (food); Bonnie's Café (hometown hangout); comfortshoes.com (web site)...brother, Peter, is his hockey idol and also plays left wing for Ottawa...likes to draw and play the guitar...doesn't believe in superstitions ("it's an excuse")...known as "Willy" and "Schafes"...hates airports (security precautions and the waiting)...memorable NHL/Sharks moment: getting his first shutout last year against J-S Giguere...calls himself easy going and hard working...would like to meet Gordie Howe ("I always heard about him. He's a pioneer")...spends about 10 minutes a day on the Internet...three wishes: health and happiness for his family, be rich and for hockey to be an even bigger sport in terms of popularity.



PLAYERS

PENALTY SHOTS FACED BY NOLAN SCHAEFER

(entering the 2006-07 season)

DATE	OPPONENT	PLAYER	RESULT	TIME	PERIOD	SCORE
Oct. 29, 2005	vs. Calgary	Tony Amonte	Unsuccessful	9:28	1st	3-2 W

CAREER STATISTICS

PLAYOFFS

SEASON	CLUB	LEAGUE	GP	W	L	OT	MINS	GA	SO	GAA	GP	W	L	MINS	GA	SO	AVG
1999-00	Providence	HE	14	6	5	1	778	42	0	3.24	-	-	-	-	-	-	-
2000-01	Providence	HE	25	15	8	2	1528	63	3	2.47	1	0	1	60	4	0	4.00
2001-02	Providence	HE	35	11	18	5	2052	113	0	3.29	-	-	-	-	-	-	-
2002-03	Providence	HE	25	13	8	2	1440	71	0	2.96	-	-	-	-	-	-	-
2003-04	Cleveland	AHL	27	14	9	3	1592	62	2	2.34	9	4	5	573	24	0	2.51
	Fresno	ECHL	12	5	5	0	654	34	1	3.12	-	-	-	-	-	-	-
2004-05	Cleveland	AHL	43	17	23	1	2417	110	3	2.73	-	-	-	-	-	-	-
2005-06	San Jose	NHL	7	5	1	0	352	11	1	1.88	-	-	-	-	-	-	-
	Cleveland	AHL	36	12	21	2	2058	118	2	3.44	-	-	-	-	-	-	-
	NHL/SHARKS TOTALS		7	5	1	0	352	11	1	1.88	-	-	-	-	-	-	-

Selected by San Jose in the 2000 NHL Entry Draft (5th round, 166th overall).

Mark Smith

SHOOTS: Left **5-foot-10, 215 pounds**

BORN: 10/24/77 in Edmonton, Alberta

HOMETOWN: San Jose, California

Selected by San Jose in the 1997 NHL Entry Draft (9th round, 219th overall)

16

CENTER



PLAYERS

2005-06: Led Sharks in faceoff percentage (51.9) and penalty minutes (97)...Set single-season highs in points (24), goals (nine) and assists (15)...After missing one game due to injury, returned to the lineup and tallied a power play goal against Nashville on March 11...Posted first career two-goal (including game-winner) game Dec. 8 vs. Florida...Scored his first career short-handed goal at Toronto (5-4 W) on Dec. 3...Recorded first multi-point game of the season at Los Angeles on Oct. 28... Notched two-thirds of a "Gordie Howe Hat Trick" with an assist and a fighting major at Chicago on Oct. 7...**Playoffs:** Recorded a goal in Game Four of the WCQF vs. Nashville on April 27...Recorded goals in three of the five WCQF games (3-0=3)...Recorded a power play goal in Game Two of the WCQF on April 23...Scored series opening goal in Game One of WCQF on April 21, his second career postseason goal.

NHL Career Highlights

First NHL game — Oct. 6, 2000 vs. St. Louis

First NHL assist — Dec. 14, 2000 vs. Columbus

First NHL goal — Oct. 21, 2000 at Nashville (Mike Dunham)

Most points, game — 2, 5 times, most recent, March 26, 2006 at Chicago

Most goals, game — 2, Dec. 8, 2005 vs. Florida

Most assists, game — 2, 2 times, most recent, Jan. 24, 2006 vs. Los Angeles

Most consecutive games, point — 4, Feb. 5-10, 2003

Most consecutive games, goal — 2, Nov. 3-6, 2001

Most consecutive games, assist — 3, Feb. 5-8, 2003

Most consecutive games played — 53, Nov. 15, 2002 at Tampa Bay thru March 11, 2003 vs. St. Louis

Best plus/minus — +3, April 8, 2001 at Anaheim

100th NHL game — Nov. 3, 2002 at Anaheim

200th NHL game — March 19, 2004 at Anaheim

CAREER 2004-05: Signed a contract to play for Victoria (ECHL) in late January 2005...Despite missing time with a broken hand, had 15 points in 20 games...**2003-04:** Played in 200th NHL game in March 19 at Anaheim and scored first goal of the season...Missed 15 games after being placed on IR (Nov. 14-Dec. 18) with sore upper body...**Playoffs:** Scored game-winning, series-clinching goal in Game Six of WCQF vs. St. Louis on April 15...**2002-03:** Led Sharks in faceoff percentage (57)...Had a 4-game point streak (1-3=4) from Feb. 5-10...Scored first goal of the season Feb. 10 at Detroit...Posted first career multi-point game (0-2=2), including assisting on Cheechoo's game-tying goal Dec. 28 vs. Chicago...Played in 100th NHL game Nov. 3 at Anaheim...**2001-02:** Led Sharks in faceoff percentage (54)...Posted 100th NHL penalty minute Nov. 30 at Anaheim...Posted first NHL game-winning goal and his first career multi-game goal/point streak Nov. 6 at St. Louis...**2000-01:** First on Sharks in faceoff percentage (54)...Earned first NHL assist with primary helper on Stephane Matteau's GWG Dec. 14 vs. Columbus... Missed seven games (Nov. 5-18) with concussion and head laceration suffered Nov. 4 vs. Carolina...Scored first NHL goal in 2nd period of the Sharks 5-3 win Oct. 21 at Nashville...**1999-00:** T-2nd on Kentucky in points (66), plus/minus (plus-14) and games played (79), setting AHL career highs in goals, assists and points...**1998-99:** Played in first professional season...Second on Kentucky in games played (78)...Recorded first AHL goal Oct. 17 vs. Albany (PPG)...**Playoffs:** T-2nd in assists (seven) and points (nine)...**1997-98:** Served as captain for Lethbridge (WHL)...Sixth among WHL scoring leaders (42-67=109)... Second on team in scoring and PIM...Led team with 19 power play goals.

PERSONAL Single, but has a girl friend (Andrea)...owns a golden retriever named Linus...favorites: Jim Morrison and the Doors (musicians); "The Cable Guy" (movie); "Entourage" (television show); Sean Connery (actor); Angelina Jolie (actress); Forbes Mill (San Jose area restaurant); Peru (vacation spot); tacos (food); Red & White Store (hometown hangout), thetalkingtrees.com (web site)...summer activities included going on tour with his band (The Talking Trees) in Canada, recording the band's first album and visiting Peru...likes to play music and surf away from the rink...if he

CAREER VS. NHL

	GP	G	A	PTS	PIM
ANA	25	2	3	5	29
ATL	4	0	0	0	4
BOS	6	0	1	1	6
BUF	3	0	0	0	0
CGY	12	2	0	2	21
CAR	5	0	1	1	9
CHI	11	1	6	7	11
COL	12	0	0	0	14
CBJ	15	1	3	4	19
DAL	19	0	2	2	35
DET	11	3	1	4	4
EDM	11	0	1	1	12
FLA	5	2	0	2	12
LA	26	1	7	8	36
MIN	15	1	1	2	18
MTL	6	0	2	2	10
NSH	15	2	0	2	28
NJ	3	0	0	0	4
NYI	3	0	0	0	4
NYR	4	0	0	0	0
OTT	4	0	0	0	2
PHI	3	0	0	0	2
PHO	22	0	2	2	23
PIT	4	0	0	0	5
SJ	-	-	-	-	-
STL	15	2	2	4	20
TB	6	0	0	0	4
TOR	2	1	1	2	2
VAN	11	1	0	1	20
WAS	4	0	1	1	2
TOTAL	282	19	34	53	356



PLAYERS

wasn't in hockey, he'd be a farmer in Saskatchewan..."Smitty" considers Mark Messier as his hockey idol...memorable NHL/Sharks moment: last year's playoffs...outside business endeavors include his band and his record label (Lunar Records, Inc.)...involved with Garth Brooks' Teammates For Kids...would've like to have met Jim Morrison...best part about growing up in Alberta: having lots of space and no one around...three words to describe himself: artistic, compassionate and genuine...three wishes: to be happy, have great friends and have a family someday.

CAREER STATISTICS

PLAYOFFS

SEASON	CLUB	LEAGUE	GP	G	A	PTS	PIM	GP	G	A	PTS	PIM
1994-95	Lethbridge	WHL	49	3	4	7	25	-	-	-	-	-
1995-96	Lethbridge	WHL	71	11	24	35	59	-	-	-	-	-
1996-97	Lethbridge	WHL	62	19	38	57	125	19	7	13	20	51
1997-98	Lethbridge	WHL	70	42	67	109	206	3	0	2	2	18
1998-99	Kentucky	AHL	78	18	21	39	101	12	2	7	9	16
1999-00	Kentucky	AHL	79	21	45	66	153	9	0	5	5	22
2000-01	San Jose	NHL	42	2	2	4	51	-	-	-	-	-
	Kentucky	AHL	6	2	6	8	23	-	-	-	-	-
2001-02	San Jose	NHL	49	3	3	6	72	-	-	-	-	-
2002-03	San Jose	NHL	75	4	11	15	64	-	-	-	-	-
2003-04	San Jose	NHL	36	1	3	4	72	10	1	0	1	11
2004-05	Victoria	ECHL	20	6	9	15	41	-	-	-	-	-
2005-06	San Jose	NHL	80	9	15	24	97	11	3	0	3	6
SHARKS/NHL TOTALS			282	19	34	53	356	20	4	0	4	17

Selected by San Jose in the 1997 NHL Entry Draft (9th round, 219th overall).

Grant Stevenson

SHOOTS: Right **6-foot, 175 pounds**
BORN: 10/15/81 in Spruce Grove, Alberta
HOMETOWN: Spruce Grove, Alberta
Signed by San Jose as a free agent on April 18, 2003

55 CENTER/RIGHT WING



PLAYERS

2005-06: Tied the Sharks franchise record for power play goals by a rookie (five)...T-3rd among team rookies with 22 points (10-12-22)...Recorded his first career two-goal game (2-0-2) at Anaheim on Dec. 18...Switched sweater number to No. 37 from No. 55 on Dec. 6 against Atlanta...Posted two points (1-1-2), including the game-winning goal on Dec. 2 at Buffalo...Had a three-game point streak (1-3-4) from Nov. 23 at Calgary thru Nov. 26 vs. Detroit...Recorded his first career assists on Nov. 24 at Vancouver...Scored goal in his first NHL game Nov. 23 at Calgary...Recalled to San Jose on Nov. 23...Led Cleveland (AHL) with 16 points (8-8-16) in 17 games at the time of his recall... **Playoffs:** Appeared in his first career NHL postseason game on April 30 in Game Five of the WCQF at Nashville.

NHL Career Highlights

First NHL game — Oct. 7, 2005 at Chicago

First NHL assist — Jan. 7, 2006 vs. Los Angeles

Most points, game — 1, 6 times, most recent, March 18, 2006 vs. Dallas

Most assists, game — 1, 6 times, most recent, March 18, 2006 vs. Dallas

Most consecutive games, point — 2, Jan. 7-10, 2006

Most consecutive games, assist — 2, Jan. 7-10, 2006

Most consecutive games played — 37, Dec. 20, 2005 vs. Anaheim thru March 23, 2006 at Detroit

Best plus/minus — +3, March 13, 2006 vs. Los Angeles

CAREER 2004-05: Third on Cleveland in assists and fourth in points...First goal of the season was the game-winner at Houston on Oct. 23...Registered his first multi-point game (1-1-2) on Nov. 11 vs. Manitoba...Led Barons in assists (five) during November...Reassigned to Johnstown (ECHL) on Dec. 4 and returned to Cleveland on Dec. 6...Had consecutive multi-point games (1-1-2 on Feb. 17 vs. Rochester and 0-2-2 on Feb. 18 at Rochester)...Earned an assist and scored shootout game-winning goal on Feb. 27 at Edmonton...Scored game-winning goal at San Antonio on March 10...Registered his seventh multi-point game of the season (1-1-2) on March 25 vs. Syracuse...Scored game-winning goal at Rochester on April 1...Scored his first short handed goal on April 13 vs. Utah... **2003-04:** T-13th among all AHL rookies scorers...Seventh on Barons in scoring, sixth in assists (26)...T-2nd on team in plus/minus (plus-17)...Led Barons in scoring in March with 14 points (5-9-14) in 15 games...Posted career-high three points vs. Hamilton (2-1-3)...Collected first professional goal and assist on Nov. 21 vs. Toronto for first professional multi-point game... **Playoffs:** Second in AHL and first on team in assists (seven)...T-4th among all AHL rookie scorers...T-3rd on Barons in scoring (seven points) and led in assists (seven)...Led all Barons scorers (five assists) in Qualifying Series vs. Toronto... **2002-03:** Named to JOFA Division I All-America Team and All-WCHA First Team...T-5th in nation (first among all sophomores) and second on team in points (27-36-63)...T-6th in nation and second on team in goals...T-1st on team and sixth in nation in assists...T-1st on team in power play goals (10)...T-4th in nation in points-per game average (1.66)...Ranked fourth in WCHA in overall scoring and T-5th in goals, T-4th in assists and T-5th in power play points (10-17-27)...Named team's Most Improved Player after 47-point improvement over freshman season...Named WCHA Offensive Player of the Week and WCHO.com National Offensive Player of the Week Jan. 20...Helped team to first-ever berth in NCAA Frozen Four Tournament... **2001-02:** Two-time WCHA Rookie of the Week (Oct. 22 and Feb. 15)...Recorded hat trick Feb. 23 at Michigan State...One of four Mavericks to play in all 38 games.

PERSONAL Single...favorites: Nickelback (musicians); "The Big Lebowski" (movie); "Family Feud" (television show); Jessica Alba (actress); Cheesecake Factory (San Jose area restaurant); Jackfish Lake in Alberta (vacation spot); lasagna (food); Boston Pizza (hometown hangout)...legendary Calgary Flames forward Hakan Loob is his hockey idol...best part about growing up in Alberta:

CAREER VS. NHL

	GP	G	A	PTS	PIM
ANA	7	2	1	3	2
ATL	1	0	0	0	0
BOS	1	0	0	0	0
BUF	1	1	1	2	0
CGY	3	1	0	1	2
CAR	1	0	0	0	0
CHI	1	0	0	0	0
COL	1	0	0	0	2
CBJ	1	1	0	1	0
DAL	4	0	2	2	0
DET	2	0	1	1	0
EDM	3	0	0	0	0
FLA	1	1	0	1	0
LA	4	1	2	3	4
MIN	1	0	0	0	0
MTL	1	1	0	1	2
NSH	-	-	-	-	-
NJ	-	-	-	-	-
NYI	-	-	-	-	-
NYR	-	-	-	-	-
OTT	1	0	0	0	0
PHI	-	-	-	-	-
PHO	5	1	1	2	0
PIT	-	-	-	-	-
SJ	-	-	-	-	-
STL	2	0	0	0	0
TB	1	0	0	0	0
TOR	1	0	1	1	2
VAN	3	1	2	3	0
WAS	1	0	1	1	0
TOTAL	47	10	12	22	14



PLAYERS

hockey all the time...likes to play golf...spent summer playing golf, fishing and relaxing in his cabin..."Diesel" likes to nap and have a coffee before a game...spends about 30 minutes a day on the Internet...if he wasn't in hockey, he'd be a participant in the X-Games or a stuntman...calls himself funny and laid back...grandfather is Hockey Hall of Fame goaltender Glenn Hall...memorable NHL/Sharks moment was scoring his first goal in his first game...three wishes: score 100 points, own a Lamborghini and win the Stanley Cup.

CAREER STATISTICS

PLAYOFFS

SEASON	CLUB	LEAGUE	GP	G	A	PTS	PIM	GP	G	A	PTS	PIM
2001-02	Minnesota	St.WCHA	38	8	8	16	36	-	-	-	-	-
2002-03	Minnesota	St. WCHA	38	27	36	63	38	1	0	1	1	0
2003-04	Cleveland	AHL	71	13	26	39	45	9	0	7	7	6
2004-05	Cleveland	AHL	77	14	25	39	70	-	-	-	-	-
	Johnstown	ECHL	2	1	0	1	0	-	-	-	-	-
2005-06	San Jose	NHL	47	10	12	22	14	5	0	0	0	4
	Cleveland	AHL	17	8	8	16	8	-	-	-	-	-
	NHL/SHARKS TOTALS		47	10	12	22	14	5	0	0	0	4

Signed by San Jose as a free agent on April 18, 2003.

Joe Thornton

SHOOTS: Left **6-foot-4, 235 pounds**

BORN: 7/2/79 in London, Ontario

HOMETOWN: St. Thomas, Ontario

Acquired by San Jose from Boston for Wayne Primeau, Brad Stuart and Marco Sturm on Nov. 30, 2005.

19

CENTER



PLAYERS

2005-06: Became the first Shark to win the Hart Memorial Trophy, awarded annually to "the player adjudged to be most valuable to his team," and the Art Ross Trophy, awarded annually to the NHL's scoring leader (29-96=125 — career-best)...Was a finalist for the Lester B. Pearson Award, given to the League's most valuable player as selected by the players...Named Seagate Technology "Sharks Player of the Year" as voted on by members of the Bay Area media...Named the Seagate Technology "Sharks Player of the Month" for December and April...Named NHL Offensive Player of the Week twice during the season, Dec. 5-11 (2-6=8 in three games) and April 10-16 (1-11=12 in four games; shared honors with Cheechoo)...His season assist total (96) was greater than the point total (94) of 2003-04 Art Ross Trophy winner Martin St. Louis, marking the first time since the 1929-30 season that a player's assist total surpassed the point total of the prior season's leading scorer (Frank Boucher had 36 assists in 1929-30, while Ace Bailey led the league with 32 points in 1928-29)...Only the 11th player in NHL history to record 90-plus assists in a single season and the only one to do it while playing for two teams in the season...His 96 assists were 16th most in NHL history and led the League...Finished second on the Sharks franchise list for single season points (92)...Recorded 19 points in eight games from April 3-15...Owns Sharks franchise single-season record in assists (72)...Third in the NHL in PP assists (40) and T-4th in PP points (11-40=51)...Registered at least one point in 80.2 percent of his games played (65/81)...Assisted on four of the five goals, including the overtime game-winner, scored at Vancouver on April 12 (the playoff spot-clinching game)...Set the NHL record for points in a single season by a player who played for two teams in one season (surpassed the 112 points scored by Bernie Nicholls in 1989-90) by recording two assists on April 9 against Dallas...Scored the game-winning, overtime, power play goal at Dallas on April 3...Recorded at least one point in eight consecutive games (2-12=14), including five multi-point games from March 7-21...Named runner-up for NHL Offensive Player of the Week for Feb. 12, posting nine points (3-6=9) in four games...Had a six-game point-streak (5-9=14) from Feb. 6-March 3, including five straight games with a goal from Feb. 8-March 3...Figured in the scoring on four of the Sharks franchise record five PP goals (1-3=4) against Detroit on Feb. 28...Notched his 56th assist on Feb. 6 against Calgary matching St. Louis' NHL-leading total from 2003-04...Recorded his first two-goal game (2-1=3) with the Sharks against Colorado on Dec. 30...Posted a 14-game point streak (5-17=22, Nov. 19-Dec. 20), including at least one point in his first eight Sharks games (3-13=16)...Tied Sharks franchise record with at least one

NHL Career Highlights

First NHL game — Oct. 8, 1997 at Phoenix
First NHL assist — Jan. 25, 1998 at Washington
First NHL goal — Dec. 3, 1997 at Philadelphia
Most points, game — 5, Dec. 28, 2001 at Florida
Most goals, game — 3, 2 times, most recent, Jan. 5, 2002 vs. Washington
Most assists, game — 5, Dec. 28, 2001 at Florida
Most consecutive games, point — 14, Nov. 19 2005 thru Dec. 20, 2005
Most consecutive games, goal — 5 (twice), most recent, Feb. 8 thru March 3, 2006
Most consecutive games, assist — 10, Nov. 26 thru Dec. 20, 2005
Most consecutive games played — 88, Feb. 10, 2001 thru Feb. 28, 2002
Best plus/minus (season) — +31, 2005-06
100th NHL goal — Jan. 26, 2002 vs. Florida
200th NHL assist — March 9, 2003 at Chicago
300th NHL assist — Dec. 28, 2005 vs. Phoenix
500th NHL point — Feb. 12, 2006 at Phoenix
Art Ross Trophy — 2006
Hart Memorial Trophy — 2006
All-Star Teams — 2002, 2003, 2004
Olympics — Team Canada (2006)
World Championships — Team Canada (2001, 2005)
World Cup — Team Canada (2004)
Seagate Technology "Sharks Player of the Year" — 2005-06
Seagate Technology "Sharks Player of the Month" — Dec. 2005, April 2006
NHL Offensive Player of the Week (w/Sharks) — Dec. 5 thru Dec. 11, 2005 and April 10 thru April 16, 2006

	CAREER VS. NHL					WITH SAN JOSE				
	GP	G	A	PTS	PIM	GP	G	A	PTS	PIM
ANA	18	7	11	18	14	7	2	8	10	4
ATL	18	7	14	21	37	1	1	1	2	0
BOS	1	0	0	0	15	1	0	0	0	15
BUF	36	8	20	28	80	1	0	2	2	0
CGY	11	3	9	12	7	2	0	2	2	0
CAR	28	7	14	21	50	1	1	3	4	0
CHI	14	4	9	13	22	2	1	3	4	0
COL	13	6	9	15	8	3	3	2	5	0
CBJ	7	3	10	13	26	2	1	3	4	0
DAL	16	5	10	15	16	5	2	6	8	4
DET	11	5	5	10	10	2	1	3	4	2
EDM	13	4	5	9	16	3	3	1	4	0
FLA	26	6	18	24	14	1	0	2	2	0
LA	16	3	16	19	39	7	2	8	10	26
MIN	7	1	5	6	8	2	1	3	4	0
MTL	36	8	16	24	35	1	0	1	1	0
NSH	12	6	9	15	12	1	0	2	2	0
NJ	27	13	18	31	28	-	-	-	-	-
NYI	27	8	11	19	23	-	-	-	-	-
NYR	24	9	17	26	27	-	-	-	-	-
OTT	36	13	18	31	41	1	0	1	1	0
PHI	24	9	7	16	13	-	-	-	-	-
PHO	17	2	10	12	8	7	1	6	7	2
PIT	29	14	25	39	10	-	-	-	-	-
SJ	10	1	6	7	18	-	-	-	-	-
STL	13	4	6	10	10	3	0	3	3	0
TB	26	12	15	27	16	1	0	2	2	0
TOR	33	8	13	21	25	1	0	2	2	0
VAN	14	3	13	16	13	2	0	7	7	0
WAS	27	10	18	28	31	1	1	1	2	2
TOTAL	590	189	357	546	672	58	20	72	92	55

assist in eight consecutive games (3-13=16, Dec. 2-20) that was previously done by Nicholls (0-8=8, Oct. 24-Nov. 8, 1996)...Set a franchise record by recording two, six-game multi-point contests (Dec. 2-16, 3-11=14 and April 6-15, 2-15=17)...Scored his first goal as a Shark in his first home game in San Jose against Atlanta on Dec. 6...Had two assists in his first game with San Jose on Dec. 2 at Buffalo...Had eight multiple-point games with Boston...Had an eight-game point streak with Boston from Oct. 27-Nov. 12 (5-10=15)...**Olympics:** Registered three points (1-2=3) at 2006 Olympics...**Playoffs:** When the Sharks were eliminated from contention, was T-12th in the League in assists (seven)...Registered at least one point (2-3=5) in four consecutive games from May 8-14...Recorded two points (1-1=2) in Game Four of the WCSF at Edmonton on May 12...Assisted on Rissmiller's goal in Game 3 of the WCSF at Edmonton on May 10...Scored the game-winning goal on the power play in Game Two of the WCSF vs. Edmonton on May 8...Assisted on Marleau's game-winning, series-clinching goal in Game Five of the WCQF at Nashville...Assisted on Marleau's two power play goals in Game Four of the WCQF on April 27...Registered first assist of playoffs in Game One of WCQF at Nashville on April 21.

CAREER 2004-05: Played with Davos in Switzerland, leading Davos and finishing seventh overall in league scoring with 10-44=54 and 80 PIM in 40 games...Led the league in playoff scoring with 4-20=24 in 14 games as Davos won the Swiss League championship...World Championships MVP with Team Canada (6-10=16 in nine games)...**2003-04:** Reached the 20-plus goal mark for the fifth straight season...Led Boston in assists and points for the third time...Had 19 multiple-point games, including five three-point efforts...Had a seven-game point streak from Jan. 1-15 (3-5=8) and had two five-game assist/point streaks, from Oct. 11-21 (0-7=7) and Feb. 1-12 (4-8=12)...Recorded his 400th NHL point with an assist Feb. 5 at Buffalo and played his 500th NHL game March 11 at Buffalo...Voted a starter for the Eastern Conference Team at the 2004 NHL All-Star Game — his third All-Star Game appearance...Member of 2004 World Cup of Hockey gold medal-winning Team Canada (1-5=6)...**2002-03:** Named the 17th captain in Bruins history on Oct. 8...Finished third overall in the Art Ross scoring race (101 points), was second in the NHL in assists (65) and had his second 30-plus goal season with (36)...Second team NHL All-Star...Became just the third player in Bruins history to score 100-plus points with 100-plus penalty minutes (Bobby Orr, Ken Hodge) and was the first Bruin since 1993-94 to hit 100 points...Had 33 multiple-point games, including three four-point efforts...Had a seven-game point streak from Nov. 2-16 (7-5=12) and had three five-game point streaks...NHL Player of the Week for Nov. 25-Dec. 1 (3-4=7 and plus-9 in three games)...Recorded his 300th NHL point with a goal Jan. 18 vs. Columbus, played his 400th NHL game Jan. 28 vs. Nashville and recorded his 200th NHL assist March 9 at Chicago...**2001-02:** Had 20 multiple-point games, including a career-high five-assists,

RIDING THE CHRISTMAS RUSH

From Dec. 1 until the end of the 2005-06 season, Joe Thornton was the National Hockey League's top points producer. In fact, the Sharks had two of the NHL's top-five point producers over that stretch.

PLAYER	GP	G	A	PTS
Joe Thornton, San Jose	58	20	72	92
Jaromir Jagr, N.Y. Rangers	56	33	51	84
Alexander Ovechkin, Washington	57	37	44	81
Jonathan Cheechoo, San Jose	58	49	29	78
Sidney Crosby, Pittsburgh	56	27	47	74

TOPS SINCE 2002-03

Joe Thornton has been the National Hockey League's top scorer for the last three seasons.

PLAYER	GP	G	A	PTS
Joe Thornton, San Jose	235	88	211	299
Jaromir Jagr, N.Y. Rangers	234	121	153	274
Markus Naslund, Vancouver	241	115	152	267
Daniel Alfredsson, Ottawa	232	102	159	261
Marian Hossa, Atlanta	241	120	134	254

Dec. 28 in Florida and his second career hat trick Jan. 5 vs. Washington...Had a six-game assist/point streak from Jan. 2-12 (6-6=12)...Scored two overtime goals...Played his 300th NHL game Oct. 27 vs. NY Rangers, recorded his 200th NHL point with an assist Nov. 15 vs. New Jersey and scored his 100th NHL goal Jan. 26 vs. Florida...**Playoffs:** Had two multiple-point games...Had a four-game point streak from April 18-25 (2-4=6)...**2000-01:** Established a career season high in goals (37), hitting the 30-plus goal mark for the first time in his career...Tied for second in the NHL with 19 power play goals...Had 17 multiple-point games, including two four-point efforts...Scored his first career hat trick March 1 vs. Tampa Bay...Had an 11-game point streak from Feb. 10-March 5 (12-7=19), including a five-game goal streak from Feb. 21-March 1 (seven goals)...Had a six-game point streak from March 24-April 2 (3-6=9)...Recorded his 100th NHL assist April 2 vs. Montreal...Played for Team Canada in the World Championships (1-1=2 in six games)...**1999-00:** Led the team in goals, assists, points and penalty minutes, becoming just the second player in team history to accomplish that feat (Jimmy Herberts, 1924-25)...Was the only player in the NHL (fourth Bruin) to lead his team in points and penalty minutes...Had 17 multiple-point games...Had two four-game point streaks...Played his 200th NHL game March 4 vs. Philadelphia and recorded his 100th NHL point with a goal March 16 at Chicago...Underwent shoulder surgery at the end of the season...**1998-99:** Had seven multiple-point games...Had a four-game point streak from March 25-April 11 (2-2=4)...Played his 100th NHL game Jan. 28 vs. New Jersey...**Playoffs:** Was third in Boston scoring with 3-6=9 in 11 games...Had a five-game point streak from April 26-May 6 (2-4=6)...Scored the series-clinching goal May 2 in Game Six of the ECQF vs. Carolina...**1997-98:** Five of his seven points came in an 11-game span, Jan. 25-March 1...Played his first NHL game Oct. 8 in Phoenix after missing the first three games with a broken forearm suffered in preseason...Scored his first NHL goal/point Dec. 3 at Philadelphia...Recorded his first NHL assist Jan. 25 at Washington...**1996-97:** Completed his second season of junior hockey in Sault Ste. Marie/OHL (71-127=198) and 174 PIM in 125 career games...Second amongst OHL scoring leaders (122 points in 59 games) and was named an OHL Second Team All-Star...Youngest member of Team Canada's 1997 gold medal-winning World Junior Championships squad (2-2=4 in seven games)...**1995-96:** Named the top rookie in Canadian major junior hockey and earned a spot on the CHL All-Rookie Team.

PERSONAL: Single...owns two cats (Lenny and Indy)...favorites: KISS (musicians); "Rocky IV" and "The Last Samurai" (movies); "Seinfeld," "24" and "Lost" (television shows); Val Kilmer (actor); Forbes Mill (San Jose area restaurant); Thailand (vacation spot); steak and chicken (foods); Legends Sports Bar (hometown hangout)...summer activities included going to Thailand, Switzerland, China and Canada...likes to play golf and fish away from the rink...if he wasn't a hockey player, he'd be a pilot...hockey idol is Wayne Gretzky...hates impolite people...memorable NHL moment is being traded to the Sharks...would've wanted to meet Alexander the Great ("He was the youngest ruler of the world")...best part about where he grew up was that it was safe...calls himself polite, enthusiastic and humble...older cousin, Scott, played for the Sharks from 2000-06 and is now with the Los Angeles Kings...will have his second figurine issued by McFarlane Toys this year (is also the second Shark to be featured in their NHL series, joining Nabokov)...three wishes: health, happiness and winning the Stanley Cup.

SUPER SIX

Joe Thornton is one of six National Hockey League players to have scored more than 100 points with two teams in the same season. His 125 points with Boston and San Jose in 2005-06 tops the list. Behind him are ex-Sharks center Bernie Nicholls (112, N.Y. Rangers/Los Angeles — 1989-90), John Cullen (110, Pittsburgh/Hartford — 1990-91), Teemu Selanne (108, Winnipeg/Anaheim — 1995-96), Jean Ratelle (105, N.Y. Rangers/Boston — 1975-76), Wayne Gretzky (102, Los Angeles/St. Louis — 1995-96).



PLAYERS

CAREER STATISTICS

PLAYOFFS

SEASON	CLUB	LEAGUE	GP	G	A	PTS	PIM	GP	G	A	PTS	PIM
1995-96	Sault Ste. Marie	OHL	66	30	46	76	51	4	1	1	2	11
1996-97	Sault Ste. Marie	OHL	59	41	81	122	123	11	11	8	19	24
1997-98	Boston	NHL	55	3	4	7	19	6	0	0	0	9
1998-99	Boston	NHL	81	16	25	41	69	11	3	6	9	4
1999-2000	Boston	NHL	81	23	37	60	82	-	-	-	-	-
2000-01	Boston	NHL	72	37	34	71	107	-	-	-	-	-
2001-02	Boston	NHL	66	22	46	68	127	6	2	4	6	10
2002-03	Boston	NHL	77	36	65	101	109	5	1	2	3	4
2003-04	Boston	NHL	77	23	50	73	98	7	0	0	0	14
2004-05	Davos	Switz.	40	10	44	54	80	14	4	20	24	29
2005-06	San Jose	NHL	58	20	72	92	6	11	2	7	9	12
	Boston	NHL	33	9	24	33	55	-	-	-	-	-
	SHARKS TOTALS		58	20	72	92	6	11	2	7	9	12
	NHL TOTALS		590	189	357	546	677	46	8	19	27	53

Selected in the first round (1st overall) by Boston in the 1997 NHL Entry Draft. Acquired by San Jose from Boston in exchange for Wayne Primeau, Brad Stuart and Marco Sturm on Nov. 30, 2005.

Vesa Toskala

(TAHZ-kuh-luh)

CATCHES: Left **5-foot-10, 195 pounds**

BORN: 5/20/77 in Tampere, Finland

HOMETOWN: Tampere, Finland

Selected by San Jose in the 1995 NHL Entry Draft (4th round, 90th overall)

35

GOALTENDER



PLAYERS

2005-06: Finished the season with a franchise-tying seven consecutive victories (7-0-0), in which he posted a 1.83 goals-against average (13 GA/426 minutes) and a .920 save percentage (150/163)... Set career highs for wins (23), games played (37) and minutes played (2,039)...Ninth in NHL in GAA (2.56)...Finished the season with five consecutive victories on the road (5-0-0) posting a 1.76 GAA (9 GA/306) and a .916 SV PCT (98/107)... Earned the Sharks at least one point in 27 out of his last 29 starts (23-2-4), posting a 2.24 GAA (66 GA/1769 minutes) and a .914 SV PCT (701/767)...Became the first Sharks goaltender to win three games on a three-game road trip (3-0-0, 0.97 GAA, .948 SV PCT) from April 3-6...Named the NHL Defensive Player of the Week (April 3-9) for the second time, posting a 4-0-0 record with a 0.98 GAA and a .950 SV PCT...Notched first shutout March 21 at St. Louis (33 saves)...Named NHL Defensive Player of the Week (March 20-26), posting a 3-0-0 record with a 1.66 GAA and a .946 SV PCT... Named Seagate Technology "Sharks Player of the Month" for February and March...Named runner-up for the NHL Defensive Player of the Week on Feb. 13 posting a 3-0-0 record with a 2.65 goals against average...Earned the Sharks at least one point in 11 consecutive starts (9-0-2), posting a 2.32 GAA and a .916 SV PCT from Dec. 3-Feb. 28...**Playoffs:** Held opponents to one or fewer goals in six out of his 11 contests...Stopped 54 shots in the three OT loss in Game Three of the WCSF at Edmonton on May 10...Earned third consecutive 2-1 victory by stopping 24 shots in Game Two of the WCSF vs. Edmonton on May 8...Won fifth consecutive game in the playoffs vs. Edmonton in Game One of the WCSF by stopping 15 of 16 shots...Won third consecutive game in Game Four of the WCQF vs. Nashville on April 27...Earned first career playoff shutout in his second career playoff game in Game Two at Nashville on April 23, making 25 saves in a 3-0 victory...Made NHL playoff debut in 4-3 loss in Game One of WCQF at Nashville on April 21, making 26 saves and giving up four power play goals.

CAREER 2004-05: Joined Ilves Tampere in late January...**2003-04:** Had NHL's fourth-best save percentage (.930)...Posted 12-8-4 record, with a 2.06 GAA in 28 appearances during first full NHL season...Combined with Nabokov to set a franchise standard for most shutouts in the regular season (11)...Allowed two goals or less in 21 of 28 games...Twice posted career single-season high four-game winning streaks (Nov. 22-30 and Jan. 3-21)...Posted a 4-0-3-0 record, .942 SV PCT and 1.77 GAA during November...Posted career-high shutout streak (128:47) from Nov. 18-22...Faced career-high 52 shots and made career-high 47 saves in 5-5 tie at Boston on Nov. 6...Served as the reserve to Miikka Kiprusoff for Finland during 2004 World Cup of Hockey...**2002-03:** Posted first NHL shutout with 25-save effort March 27 vs. Detroit (3-0)...Stopped 32 shots, including his first career penalty shot, against Jarome Iginla March 15 vs. Calgary...Posted 15-30-2 record with one shutout, a 3.21 GAA in 41 games with the Barons at time of recall, including leading the AHL in saves (1,413) and ranking third in minutes played (2,824)... Made first NHL start and picked up first NHL win, stopping 22 shots, Oct. 17 vs. Edmonton...**2001-02:** Finished AHL season with 19-33-7 record and led AHL in games played (62), minutes played (3,574) and saves (1,845)...Made NHL debut Nov. 24 at Los Angeles, posting two saves...**2000-01:** Dressed (DNP) for first NHL postseason game in Game Four of the WCQF vs. St. Louis April 17...Played first season in North America...Named to The Hockey News AHL Mid-Season All-Rookie Team...13th in AHL in GAA (2.77)...**1999-00:** Played 44 contests for Ilves and posted a 2.67 GAA... 1998-99: Selected for Finnish national team for World Championships, but did not play... T-3rd in Finland in wins (21) and fifth in GAA (2.14).

PERSONAL: Got married to Marjo after the 2005-06 season ended...favorites: Finnish, rap and rock (music); anything with Will Ferrell (movies/actor); "Late Night with Conan O'Brien" (television show); all kinds — especially steak and sushi (foods); Saha (restaurant in his hometown — hometown hangout); Nice in France (vacation spot); Maggiano's (San Jose area restaurant); Finnish newspapers (web sites)...summer activities included getting married in Napa, being on his honeymoon ("all summer") and hanging out with friends...if "Vesku" wasn't in hockey, he'd be playing soccer...hates bad dri-

NHL Career Highlights

First NHL game — Nov. 24, 2001 at Los Angeles

First NHL win — Oct. 17, 2002 vs. Edmonton

First NHL shutout — March 27, 2003 vs. Detroit

Most shots faced, game — 52, Nov. 6, 2003 at Boston

Most saves, game — 47, Nov. 6, 2003 at Boston

Most goals allowed, game — 5, 2 times, most recent, Nov. 8, 2005 at Colorado

Career shutouts — 4, most recent, April 6, 2006 at Los Angeles (14 saves)

Most consecutive starts — 11, Nov. 15, 2003 vs. Toronto thru Dec. 10, 2003 at Anaheim

Most consecutive wins — 7, Apr. 3-Apr. 15, 2006 (streak intact entering 2006-07)

Most consecutive games unbeaten — 7, Apr. 3-Apr. 15, 2006 (streak intact entering 2006-07)

World Cup of Hockey — Team Finland (2004, DNP)

Sharks "Seagate Technology Player of the Month" — February 2006, March 2006

NHL Defensive Player of the Week — April 3-9, 2006; March 20-26, 2006

CAREER VS. NHL

	GP	MINS	GA	SOG	SHO	W	L	T	GAA	SV%
ANA	2	119	6	64	0	1	1	0	3.03	.906
ATL	1	60	3	25	0	1	0	0	3.00	.880
BOS	2	125	7	82	0	1	0	1	3.36	.915
CAL	2	120	4	66	0	1	1	0	2.00	.939
CAR	1	60	3	28	0	0	1	0	3.00	.893
CHI	5	265	14	129	0	3	2	0	3.17	.891
COL	8	409	15	194	0	3	2	1	2.20	.923
CBJ	3	152	9	68	0	1	2	0	3.55	.868
DAL	8	455	19	188	0	4	2	1	2.51	.899
DET	4	199	5	99	1	2	1	0	1.51	.949
EDM	6	369	14	180	0	3	1	2	2.28	.922
LA	4	150	4	46	1	3	0	0	1.60	.913
MIN	5	274	6	104	0	3	0	1	1.31	.942
MON	1	20	0	6	0	0	0	0	0.00	1.000
NAS	4	201	7	88	0	2	1	0	2.09	.920
NYR	1	65	2	31	0	0	0	1	1.85	.935
PHO	8	396	16	201	1	4	1	1	2.42	.920
STL	4	240	7	123	1	3	1	0	1.75	.943
TB	1	60	1	22	0	1	0	0	1.00	.955
TOR	2	125	6	46	0	1	0	1	2.88	.870
VAN	5	264	13	137	0	2	2	0	2.95	.905
TOTAL	77	4127	161	1927	4	39	18	9	2.34	.916



PLAYERS

vers... "Tosker" always eats at the same restaurant when the Sharks are at home (Original Joe's)...best part about growing up in Tampere was that it's clean and safe...hockey idol is a Finnish goaltender named Jukka Tammi...originally wore No. 29...memorable NHL/Sharks moment is his first game...three wishes: staying healthy, good health for my family and having a good and happy life.

PENALTY SHOTS FACED BY VESA TOSKALA

(entering the 2006-07 season)

DATE	OPPONENT	PLAYER	RESULT	TIME	PERIOD	SCORE
Dec. 2, 2003	at Calgary	Shean Donovan	Successful	19:06	2nd	1-2 L
April 3, 2003	at Edmonton	Mike Comrie	Unsuccessful	9:04	2nd	3-3 T
March 15, 2003	vs. Calgary	Jarome Iginla	Unsuccessful	6:23	3rd	3-2 W
Feb. 2, 2006	vs. Minnesota	Marion Gaborik	Successful	14:59	3rd	2-3 L (OT)

CAREER STATISTICS

PLAYOFFS

SEASON	CLUB	LEAGUE	GP	W	L	OT	MINS	GA	SO	GAA	GP	W	L	MINS	GA	SO	AVG
1993-94	Ilves-Tam. 2	Finn-Jr.	NOT AVAILABLE														
1994-95	Ilves-Tamp.	Finn-Jr.	17	-	-	-	956	36	-	2.26	-	-	-	-	-	-	-
1995-96	Ilves-Tamp.	Finland	37	-	-	-	2,073	109	1	3.16	2	-	-	78	11	-	8.49
	K-V Tamp.	Finland-2	2	-	-	-	119	5	-	2.51	-	-	-	-	-	-	-
	Ilves-Tamp.	Finn-Jr.	3	-	-	-	180	3	-	1.00	-	-	-	-	-	-	-
1996-97	Ilves-Tamp.	Finland	40	22	12	5	2,270	108	0	2.85	8	3	5	479	29	0	3.63
1997-98	Ilves-Tamp.	Finland	43	26	13	3	2,555	118	1	2.77	9	6	3	519	18	1	2.08
1998-99	Ilves-Tamp.	Finland	33	21	12	0	1,966	70	5	2.14	4	1	3	248	14	0	3.39
1999-00	Farjestad	Finland	44	-	-	-	2,652	118	3	2.67	7	-	-	439	19	0	2.60
2000-01	Kentucky	AHL	44	22	13	5	2,466	114	2	2.77	3	0	3	197	8	0	2.43
2001-02	Cleveland	AHL	62	19	33	7	3,574	178	3	2.99	-	-	-	-	-	-	-
	San Jose	NHL	1	0	0	0	10	0	0	0.00	-	-	-	-	-	-	-
2002-03	Cleveland	AHL	49	15	30	2	2,824	151	1	3.21	-	-	-	-	-	-	-
	San Jose	NHL	11	4	3	1	537	21	1	2.35	-	-	-	-	-	-	-
2003-04	San Jose	NHL	28	12	8	4	1,541	53	1	2.06	-	-	-	-	-	-	-
	Finland	World Cup	-	-	-	-	-	-	-	-	-	-	-	-	-	-	-
2004-05	Ilves-Tamp.	Finland	3	0	1	2	186	8	0	2.58	6	3	3	358	19	0	3.19
2005-06	San Jose	NHL	37	23	7	4	2,039	87	2	2.56	11	6	5	686	28	1	2.45
	Cleveland	AHL	1	0	0	1	65	0	1	0.00	-	-	-	-	-	-	-
	SHARKS/NHL TOTALS		77	39	18	9	4,026	161	4	2.40	11	6	5	686	28	1	2.45

Selected by San Jose in the 1995 NHL Entry Draft (4th round, 90th overall).

SHARKS IN THE SYSTEM

Riley Armstrong Center/Right Wing

SHOOTS: Right 5-foot-11, 185 pounds

BORN: 11/8/84 in Saskatoon, Saskatchewan HOMETOWN: Saskatoon, Saskatchewan

Signed by San Jose as a free agent on Sept. 15, 2004.

2005-06: With Cleveland (AHL), scored his first goal of the season on Nov. 19 vs. Grand Rapids.

CAREER 2004-05: Youngest player on the Barons roster...Made his professional debut on Oct. 15 at Grand Rapids and had an assist...Scored his first professional goal at Hamilton on Nov. 6...Scored his first power play goal on Nov. 23 vs. Houston...**2003-04:** T-1st in scoring...Led Everett (WHL) in assists and was second in goals, plus/minus (plus-7) and PIM (119)...**Playoffs:** Scored his first NHL playoff goal at Spokane on March 23...Second on Everett in goal scoring and PIM...**2002-03:** T-1st in team rookie scoring, T-11th overall...Fourth on the team in plus/minus (plus-4)...Second amongst team rookies in games played and led in PIM).



CAREER STATISTICS

SEASON	CLUB	LEAGUE	GP	G	A	PTS	PIM	GP	G	A	PTS	PIM
2001-02	Yorkton	SMH	42	43	34	77	-	10	0	1	1	14
2002-03	Kootenay	WHL	65	6	10	16	69	10	0	1	1	14
2003-04	Everett	WHL	69	18	26	44	119	21	5	4	9	46
2004-05	Cleveland	AHL	70	8	11	19	117	-	-	-	-	-
2005-06	Cleveland	AHL	64	4	5	9	67	-	-	-	-	-

Signed by San Jose as a free agent on Sept. 15, 2004.

Mathieu Biron

Defense

SHOOTS: Right

6-foot-6, 245 pounds

BORN: 4/29/80 in Lac-St. Charles, Quebec

HOMETOWN: Lac-St. Charles, Quebec

Signed by San Jose as a free agent on Aug. 9, 2006

2005-06: Tied career highs in goals and points while playing for Washington...Fifth on among team defensemen in points...Tied for eighth on the team with nine power play points (3-6-9)...Had a career-best four-game point-scoring streak (Dec. 22-28), which included a three-game goal-scoring streak (Dec. 22-27)...Posted his first multiple-point game as a Capital with two points (1-1-2) at Atlanta on Dec. 22...Had an assist in back-to-back games on Nov. 4-6...Scored his first goal as a Capital vs. Atlanta on Oct. 7...Recorded points in the first two games of the season on Oct. 5 and 7.

CAREER 2004-05: Played in 19 games for Thetford Mines (QNAHL), recording seven goals, 15 assists and eight PIM...Had two goals, seven assists and 11 penalty minutes in 17 playoff games...**2003-04:** Established NHL career highs in assists, points and penalty minutes...First goal of the season was the game-winner against Buffalo on Nov. 24 against his brother, Martin...It was the first time one brother scored on another in the NHL since Phil Esposito (Rangers) beat brother Tony (Chicago) on Nov. 5, 1980...**2002-03:** Split season between Florida and San Antonio (AHL)...**2001-02:** Split season between Springfield (AHL) and Tampa Bay...Played in his 100th NHL game Jan. 30 vs. Carolina...**2000-01:** Appeared in 14 games with the Islanders...Also appeared in 56 AHL games, split between Lowell and Springfield...**1999-00:** Besides playing 60 games for the Islanders, also played in seven games with Team Canada at the World Junior Championships...Finished ninth on the Islanders in hits (120) and seventh in blocked shots (65)...Made his NHL debut Oct. 14 vs. Atlanta...Scored first NHL goal on Nov. 23 at Calgary...Notched first NHL assist on Nov. 27 vs. Washington.



CAREER STATISTICS

SEASON	CLUB	LEAGUE	GP	G	A	PTS	PIM	GP	G	A	PTS	PIM
1997-98	Shawinigan	QMJHL	59	8	28	36	60	6	0	1	1	10
1998-99	Shawinigan	QMJHL	69	13	32	45	116	6	0	2	2	6
1999-00	NY Islanders	NHL	60	4	4	8	38	-	-	-	-	-
2000-01	NY Islanders	NHL	14	0	1	1	12	-	-	-	-	-
	Lowell	AHL	22	1	3	4	17	-	-	-	-	-
	Springfield	AHL	34	0	6	6	18	-	-	-	-	-
2001-02	Springfield	AHL	35	4	9	13	16	-	-	-	-	-
	Tampa Bay	NHL	36	0	0	0	12	-	-	-	-	-
2002-03	San Antonio	AHL	43	3	8	11	58	-	-	-	-	-
	Florida	NHL	34	1	8	9	14	-	-	-	-	-
2003-04	Florida	NHL	57	3	10	13	51	-	-	-	-	-
2004-05	Thetford	QNAHL	19	7	15	22	8	-	-	-	-	-
2005-06	Washington	NHL	52	4	9	13	50	-	-	-	-	-
	NHL Totals		253	12	32	44	177	-	-	-	-	-

Selected by Los Angeles in the 1998 NHL Entry Draft (1st round, 21st overall). Acquired by the New York Islanders from Los Angeles along with Olli Jokinen, Josh Green and the Kings 1999 first-round pick (Taylor Pyatt) in exchange for Zigmund Palffy, Bryan Smolinski, Marcel Cousineau, and a fourth-round draft choice (Daniel Johansson) on June 20, 1999. Acquired by Tampa Bay from the New York Islanders, along with a second-round choice in the 2002 Entry Draft in exchange for Adrian Aucoin and Alexander Khritonov on June 22, 2001. Claimed by Columbus from Tampa Bay in the NHL Waiver Draft, Oct. 4, 2002. Acquired from Columbus by Florida in exchange for Petr Tenkrat, Oct. 4, 2002. Signed as a free agent by Washington, Aug. 10, 2005. Signed by San Jose as a free agent on Aug. 9, 2006.

Tom Cavanagh

Center

SHOOTS: Left

6-foot, 200 pounds

BORN: 3/24/82 in Warwick, Rhode Island HOMETOWN: Warwick, Rhode Island

Selected by San Jose in the 2001 NHL Entry Draft (6th round, 182nd overall)

2005-06: Playing for Cleveland (AHL), scored two goals, including the GWG, on April 13 at Manitoba...Scored the game-winning goal vs. Grand Rapids on April 5 and on March 24 at Rochester...Made professional debut on Nov. 19 vs. Grand Rapids scoring three points (1-2-3)...Missed first 16 games due to offseason surgery...Did not skate at San Jose training camp due to injury.

CAREER 2004-05: ECAC Coaches Preseason All-League team selection...Named ECAC Defensive Forward of the Year and Second Team All-ECAC...Led team in goals, assists and points and was second in GWG...Named league's top defensive forward and earned all-second team honors...T-8th overall in ECAC in points, T-9th in goals, T-4th in assists and T-3rd in GWG...Named first team All-Ivy League...Skated in his 135th consecutive game on March 12 — seventh in ECAC history...Semifinalist for the Walter Brown Award, presented annually to the best American-born college hockey player in New England...His father, Joe, won the award in 1971...**2003-04:** Named finalist for the Walter Brown Award...Finished T-9th among all ECAC scorers, tops on Harvard...Also T-9th in goals and T-13th in assists...First on team in goals, second in assists, T-2nd in PP goals and T-3rd in GWG (two)...Posted first career hat trick Dec. 5 vs. Colgate...Named ECAC Player of the Week, Dec. 30 and March 16...Selected to ECAC All-Tournament Team...**2002-03:** Appeared in all 34 games for second consecutive season...One of six Harvard players to play in every game...Helped team to berth in NCAA Tournament and a 22-10-2 record, Harvard's best in a decade...Fourth on team in goals, sixth in points...**2001-02:** Shared George Percy Award as team's rookie of the year...T-2nd among ECAC



first-year players in scoring...Scored game-winning goal in double overtime vs. Cornell in the ECAC Championship Game, giving Harvard the conference title and a berth in the NCAA Tournament. ...Led team freshmen in points, finished fifth overall ...Second on team in assists...One of two Crimson players to appear in every game...**2000-01:** Set Phillips-Exeter High School single-season goals record...Invited to the USA National Junior Evaluation Camp...**Other:** Father, Joe, was a three-time hockey All-America selection and is a member of the Beanpot and Harvard Varsity Club Halls of Fame.

CAREER STATISTICS							PLAYOFFS					
SEASON	CLUB	LEAGUE	GP	G	A	PTS	PIM	GP	G	A	PTS	PIM
2000-01	Phillips-Exeter	USHSE	31	42	40	82	34	-	-	-	-	-
2001-02	Harvard	ECAC	34	8	17	25	4	1	1	0	1	0
2002-03	Harvard	ECAC	34	14	13	27	31	1	0	0	0	0
2003-04	Harvard	ECAC	36	16	20	36	26	1	0	0	0	0
2004-05	Harvard	ECAC	33	10	19	29	22	1	0	0	0	0
2005-06	Cleveland	AHL	62	10	11	21	36	-	-	-	-	-
Selected by San Jose in the 2001 NHL Entry Draft (6th round, 182nd overall).												

Selected by San Jose in the 2001 NHL Entry Draft (6th round, 182nd overall).

Taylor Dakers

Goaltender

CATCHES: Left **6-foot-1, 175 pounds**
BORN: 9/14/86 in Richmond, British Columbia **HOMETOWN:** Richmond, British Columbia
Selected by San Jose in the 2005 NHL Entry Draft (5th round, 140th overall)

2005-06: Returned from a preseason injury and made his season debut for Kootenay (WHL) on Nov. 6... Won 10 of his final 14 regular season starts, posting five shutouts...Didn't allow more than two goals in a game up until his 15th appearance...Led the WHL in save percentage (.926), ranked third in shutouts (eight) and fifth in goals-against average (2.11)...Named the WHL Player of the Week for Nov. 21...**Playoffs:** Ranked 12th in the league in save percentage (.899) and 15th in GAA (3.65).

CAREER 2004-05: Ranked eighth among all North American goaltenders by NHL Central Scouting...**2003-04:** Played his first season for Kootenay.



CAREER STATISTICS											PLAYOFFS						
SEASON	CLUB	LEAGUE	GP	W	L	T	MIN	GA	SO	GAA	GP	W	L	MIN	GA	SO	AVG
2003-04	Kootenay	WHL	19	6	10	0	856	48	1	3.36	-	-	-	-	-	-	-
2004-05	Kootenay	WHL	23	13	7	2	1303	44	4	2.03	-	-	-	-	-	-	-
2005-06	Kootenay	WHL	47	30	15	1	2671	94	8	2.11	6	2	4	378	23	0	3.65
Selected by San Jose in the 2005 NHL Entry Draft (5th round, 140th overall).																	

Selected by San Jose in the 2005 NHL Entry Draft (5th round, 140th overall).

Mathieu Darche

Left Wing

SHOOTS: Left **6-foot-1, 220 pounds**
BORN: 11/26/76 in Montreal, Quebec **HOMETOWN:** Montreal, Quebec
Signed by San Jose as a free agent on July 10, 2006

2005-06: Finished fifth on Duisburg (DEL) in points (25)...Tied for second on team in goals (12) and fourth in penalty minutes (88)...Completed in his first season in Germany.

CAREER 2004-05: Led Hershey (AHL) in goals (29) and finished second in points (54)...**2003-04:** Appeared in two games with Nashville...Led Milwaukee (AHL) in goals (59)...**Playoffs:** Scored a goal and added two assists in Game 4 of Calder Cup Finals after scoring game-winning goal in Game 3...Scored six goals in helping Milwaukee win the Calder Cup...**2002-03:** Did not record a point or penalty minute in one game with Columbus...Led Syracuse (AHL) in goals and points...**2001-02:** Recorded one goal and one assist in 14 games with Columbus...Fifth on Syracuse in points (45) and fourth on goals (22)...**2000-01:** Appeared in his first season as a professional playing in nine games with Columbus without recording a point...Finished first among Syracuse rookies in points (40 — sixth overall on team)...**Other:** His brother is Jean-Philippe Darche, who's in his seventh year as a long snapper with the 2005 NFC Champion Seattle Seahawks.



CAREER STATISTICS							PLAYOFFS					
SEASON	CLUB	LEAGUE	GP	G	A	PTS	PIM	GP	G	A	PTS	PIM
1996-97	McGill University	CIAU	15	0	1	1	21	-	-	-	-	-
1997-98	McGill University	CIAU	26	21	13	34	20	-	-	-	-	-
1998-99	McGill University	CIAU	23	12	21	33	38	-	-	-	-	-
1999-00	McGill University	CIAU	26	27	35	62	22	-	-	-	-	-
2000-01	Syracuse	AHL	66	16	24	40	21	5	0	1	1	4
2000-01	Columbus	NHL	9	0	0	0	0	-	-	-	-	-
2001-02	Syracuse	AHL	63	22	23	45	26	10	2	5	7	2
2001-02	Columbus	NHL	14	1	1	2	6	-	-	-	-	-
2002-03	Syracuse	AHL	76	32	32	64	38	-	-	-	-	-
2002-03	Columbus	NHL	1	0	0	0	0	-	-	-	-	-
2003-04	Milwaukee	AHL	76	28	31	59	41	22	6	8	14	8
2003-04	Nashville	NHL	2	0	0	0	0	-	-	-	-	-
2004-05	Hershey	AHL	79	29	25	54	49	-	-	-	-	-
2005-06	Duisburg	DEL	52	12	13	25	88	-	-	-	-	-
	NHL Totals		26	1	1	2	6	-	-	-	-	-

Signed by San Jose as a free agent on July 10, 2006.

Scott Ferguson

Defense

SHOOTS: Left **6-foot-1, 200 pounds**
BORN: 1/6/73 in Camrose, Alberta **HOMETOWN:** Camrose, Alberta
Signed by San Jose as a free agent on July 14, 2006

2005-06: Split season between Minnesota and Houston (AHL)...Seventh on Houston in PIM (105) and fourth in average penalty minutes per game (2.28)...**Playoffs:** Finished second on Houston in penalty minutes (21).

CAREER 2004-05: Played eight games with Skovde IK in Sweden...**2003-04:** Tied an NHL career high with five assists and finished with six points and 80 PIM for Edmonton...Played in his 200th NHL game at Detroit on Feb. 16...**2002-03:** Set career highs in games played, assists, points and PIM...Tied a career best with three goals...Led Edmonton in PIM and was fourth with a career-high tying plus-11 plus/minus rating...Recorded first multi-point NHL game with a goal and assist vs. Phoenix on March 26...Had a career-high 19 PIM at Detroit on Feb. 20...Played in his 100th NHL game at Florida on Dec. 7 and recorded his 200th PIM vs. Calgary on April 5...**Playoffs:** Appeared in five games during second career trip to Stanley Cup Playoffs...**2001-02:** Saw action in 50 games with Edmonton during first full NHL season...Established a career-high plus-11 plus/minus rating...**2000-01:** Split season between Edmonton and Hamilton (AHL)...**Playoffs:** Made NHL playoff debut with Oilers...**1999-00:** Totalled 32 points (7-25-32) and 166 PIM in 77 games for Cincinnati (AHL)...**1998-99:** Played in last two regular season games with Anaheim and registered first NHL point/assist vs. Los Angeles on March 15...Led Cincinnati (AHL) defensemen in scoring...**1997-98:** Made NHL debut with Edmonton and was scoreless in first NHL game vs. Tampa Bay on March 4...**Playoffs:** Posted three assists and 16 PIM in nine postseason games...**1996-97:** Helped



Hamilton reach the AHL's Calder Cup Finals. **Playoffs:** Added five goals and 12 points (5-7-12). **1995-96:** In 80 games, recorded 21 points (5-16-21) and 196 PIM with Cape Breton (AHL). **1994-95:** Played 58 games with Cape Breton and five with Wheeling (ECHL).

CAREER STATISTICS							PLAYOFFS					
SEASON	CLUB	LEAGUE	GP	G	A	PTS	PIM	GP	G	A	PTS	PIM
1990-91	Kamloops	WHL	4	0	0	0	0	--	--	--	--	--
1991-92	Kamloops	WHL	62	4	10	14	148	12	0	2	2	21
1992-93	Kamloops	WHL	71	4	19	23	206	13	0	2	2	24
1993-94	Kamloops	WHL	68	5	49	54	180	19	5	11	16	48
1994-95	Wheeling	ECHL	5	1	5	6	16	--	--	--	--	--
1994-95	Cape-Breton	AHL	58	4	6	10	103	--	--	--	--	--
1995-96	Cape-Breton	AHL	80	5	16	21	196	--	--	--	--	--
1996-97	Hamilton	AHL	74	6	14	20	115	21	5	7	12	59
1997-98	Hamilton	AHL	77	7	17	24	150	9	0	3	3	16
1997-98	Edmonton	NHL	1	0	0	0	0	--	--	--	--	--
1998-99	Anaheim	NHL	2	0	1	1	0	--	--	--	--	--
1998-99	Cincinnati	AHL	78	4	31	35	144	3	0	0	0	4
1999-00	Cincinnati	AHL	77	7	25	32	166	--	--	--	--	--
2000-01	Hamilton	AHL	42	3	18	21	79	--	--	--	--	--
2000-01	Edmonton	NHL	20	0	1	1	13	6	0	0	0	0
2001-02	Edmonton	NHL	50	3	2	5	75	--	--	--	--	--
2002-03	Edmonton	NHL	78	3	5	8	120	5	0	0	0	8
2003-04	Edmonton	NHL	52	1	5	6	80	--	--	--	--	--
2004-05	Skovde IK	Swe-1	8	1	2	3	10	--	--	--	--	--
2005-06	Minnesota	NHL	15	0	0	0	22	--	--	--	--	--
2005-06	Houston	AHL	46	5	8	13	105	8	0	2	2	21
NHL TOTALS			218	7	14	21	310	11	0	0	0	8

Signed as a free agent by Edmonton on June 2, 1994. Acquired by Ottawa from Edmonton in exchange for Frank Musil on March 9, 1998. Signed as a free agent by Anaheim on July 27, 1998. Signed as a free agent by Edmonton on July 5, 2000. Signed by as a free agent by Minnesota on Aug. 4, 2005. **Signed by San Jose as a free agent on July 14, 2006.**

Thomas Griess (GRYCE) Goaltender

CATCHES: Left **6-foot-1, 200 pounds**

BORN: 1/29/86 in Köln, Germany **HOMETOWN:** Fussen, Germany

Selected by San Jose in the 2004 NHL Entry Draft (3rd round, 94th overall)

2005-06: Finished third in the DEL (Germany) in save percentage (.926) and ranked sixth in goals-against average (2.46). Appeared in 27 of the team's 49 games, logging 1,560 minutes. **Olympics:** Started for Team Germany on Feb. 16 in a 5-1 loss to Team Canada.

CAREER 2004-05: Posted a 27-save win over Iserlohn on Dec. 17. Had team's lowest GAA. **Playoffs:** Team lost in seven games in first round to ERC Ingolstadt. **Other:** Played three games with Team Germany at 2005 World Jr. Championships. **2003-04:** Played for Team Germany in the Under-20 World Championships (Group A) and Under-18 World Championships. Spent most of the season with Köln junior team, but also played briefly for Köln in the Elite League.



CAREER STATISTICS											PLAYOFFS						
SEASON	CLUB	LEAGUE	GP	W	L	T	MIN	GA	SO	GAA	GP	W	L	MIN	GA	SO	AVG
2003-04	Köln Jr.	Germany	24	-	-	-	1286	4	0	2.61	-	-	-	-	-	-	-
	Germany	WJC, A	2	1	0	0	119	3	0	1.51	-	-	-	-	-	-	-
	Germany	WJC, U18	3	3	0	0	140	8	0	3.43	-	-	-	-	-	-	-
2004-05	Köln	Germany	8	-	-	-	459	16	0	2.09	-	-	-	-	-	-	-
	Germany	WJC, U20	3	0	3	0	104	13	0	7.50	-	-	-	-	-	-	-
2005-06	Köln	Germany	27	-	-	-	1560	64	1	2.46	-	-	-	-	-	-	-
	Germany	Olympics	1	0	1	0	60	5	0	5.00	-	-	-	-	-	-	-

Selected by San Jose in the 2004 NHL Entry Draft (3rd round, 94th overall).

Mike Iggulden (igg-uhl-dun) Center

Shoots: Right **6-foot-3, 215 pounds**

BORN: 8/14/84 in St. Catharines, Ontario

HOMETOWN: St. Catharines, Ontario

Signed by San Jose as a free agent on Jan. 16, 2006

2005-06: Tied the Cleveland (AHL) record (Bernier) for power play goals by a rookie with 11 (surpassing Niko Dimitrakos, 10 in 2002-03) on April 6 vs. Toronto. Shared team goal scoring lead. Scored the Barons first hat trick and his first as a professional on Feb. 15 vs. Houston. Had a four-game point streak snapped (2-3-5) on Oct. 29 at Manitoba. Scored his first goal as a Baron on Oct. 14 at Toronto on the power play. Earned an assist in his Barons debut on Oct. 5 vs. Rochester. Assigned to Cleveland, where he signed a PTO agreement, from San Jose on Sept. 19. Attended training camp with San Jose and played in the Pacific Division Shootout Rookie Tournament.

CAREER 2004-05: Established a collegiate career high with 10 goals and 18 points during his senior season at Cornell. **2003-04:** Ninth with the Big Red in scoring. **2002-03:** Missed the majority of his sophomore season with a foot injury. **2001-02:** Scored his first collegiate goal as a freshman against Boston University. **Other:** Prior to Cornell, played at Ridley College where he was a two-time captain and MVP of the hockey team. Finished his senior year at Ridley with 57 points (27-30-57). Father, Brian, played college hockey at Middlebury.



CAREER STATISTICS							PLAYOFFS					
SEASON	CLUB	LEAGUE	GP	G	A	PTS	PIM	GP	G	A	PTS	PIM
2001-02	Cornell	ECAC	30	1	3	4	6	-	-	-	-	-
2002-03	Cornell	ECAC	15	0	2	2	19	-	-	-	-	-
2003-04	Cornell	ECAC	30	2	8	10	10	-	-	-	-	-
2004-05	Cornell	ECAC	35	10	8	18	8	-	-	-	-	-
	Rochester	AHL	6	1	0	1	7	-	-	-	-	-
2005-06	Cleveland	AHL	77	22	26	48	57	-	-	-	-	-

Signed by San Jose as a free agent on Jan. 16, 2006.

Lukas Kaspar

Right Wing

SHOOTS: Left

6-foot-2, 210 pounds

BORN: 9/23/85 in Most, Czech Republic

HOMETOWN: Most, Czech Republic

Selected by San Jose in the 2004 NHL Entry Draft (1st round, 22nd overall)

2005-06: Scored his 13th goal, on the power play, on March 23 vs. Grand Rapids for Cleveland (AHL)...Scored game-winning goal on Feb. 19 at Rochester to snap 13-game winless stretch...Scored first career SHG on Jan. 8 vs. Manitoba...Made his professional debut on Oct. 8 vs. Rochester...Assigned to Cleveland from San Jose on Sept. 27...Signed 3-year agreement with San Jose on Sept. 18.

CAREER 2004-05: Seventh in team scoring...Scored a hat trick Sept. 26 against Sault Ste. Marie...Fifth among OHL rookies in points...**Playoffs:** Had six points (2-4-6) in seven games to begin playoffs...Helped team reach finals against London...Ended postseason T-3rd in scoring and second in assists...**2003-04:** Split the season between Litvinov Sr. and Jr. teams...Added three points in six games with Team Czech Republic at World Jr. Tournament...**2002-03:** Appeared in nine games with Litvinov Extraleague, posting two points.



CAREER STATISTICS							PLAYOFFS					
SEASON	CLUB	LEAGUE	GP	G	A	PTS	PIM	GP	G	A	PTS	PIM
2002-03	Litvinov	Czech	9	1	1	2	2	-	-	-	-	-
2003-04	Litvinov	Czech	37	4	2	6	10	-	-	-	-	-
	Litvinov Jr.	Czech	24	21	14	35	56	-	-	-	-	-
	Czech Rep.	World Jr.	6	0	3	3	2	-	-	-	-	-
2004-05	Ottawa	OHL	59	21	30	51	45	21	6	14	20	8
	Czech Rep.	World Jr.	7	1	1	2	16	-	-	-	-	-
2005-06	Cleveland	AHL	76	14	22	36	88	-	-	-	-	-

Selected by San Jose in the 2004 NHL Entry Draft (1st round, 22nd overall).

Michal Macho

Center


SHOOTS: Right 6-foot-1, 195 pounds

BORN: 1/17/82 in Martin, Slovakia HOMETOWN: Martin, Slovakia

Selected by San Jose in the 2000 NHL Entry Draft (7th round, 183rd overall)

2005-06: Ranked fifth on HC Slovan (Slovakia) in goals and eighth in points...Tied for team lead in game-winning goals (four).

CAREER 2004-05: T-7th on team in scoring, sixth in assists...**2003-04:** Had 14 points with Slovan...**Playoffs:** T-1st in goals (five), T-4th in scoring (eight points)...**2002-03:** Appeared in a career-high 51 games...**Playoffs:** Had a goal in 12 postseason games, helping club capture league championship...**2001-02:** Posted career high in goals...Had two assists in seven games for Team Slovakia at the World Junior Championships...**2000-01:** T-7th on Martin in scoring (5-10-15) in 37 games...**1999-00:** Scored six points (1-5-6) in eight games with Martin Jr.



CAREER STATISTICS							PLAYOFFS					
SEASON	CLUB	LEAGUE	GP	G	A	PTS	PIM	GP	G	A	PTS	PIM
1999-00	Martin Jr.	Slovakia	8	1	5	6	4	-	-	-	-	-
2000-01	Martin	Slovakia	37	5	10	15	12	3	1	1	2	2
2001-02	Martin	Slovakia	40	12	8	20	20	-	-	-	-	-
	Slovakia	World Jr.	7	0	2	2	6	-	-	-	-	-
2002-03	HC Slovan	Slovakia	51	5	4	9	26	12	1	0	1	0
2003-04	HC Slovan	Slovakia	33	7	7	14	14	12	5	3	8	26
2004-05	HC Slovan	Slovakia	44	8	20	28	14	12	0	0	0	2
2005-06	HC Slovan	Slovakia	29	10	5	15	10	4	0	0	0	0

Selected by San Jose in the 2000 NHL Entry Draft (7th round, 183rd overall).

Graham Mink

Forward

SHOOTS: Right

6-foot-3, 220 pounds

BORN: 5/21/79 in Stowe, Vermont HOMETOWN: Stowe, Vermont

Signed by San Jose as a free agent on July 14, 2006

2005-06: Appeared in three games for Washington...Recalled from Hershey (AHL) on Dec. 3 and played that night vs. the New York Rangers...Finished tied for third on Hershey with 11 power play goals.

CAREER 2004-05: Second in goals, T-3rd in points and T-4th in assists for Portland (AHL)...Posted seven power-play tallies, a shorthanded goal and two game-winners...His .135 shooting percentage led the team...Had a three-game point-scoring streak from Jan. 30-Feb. 5...**2003-04:** Appeared in two games for the Capitals and 68 games for Portland...Started the season with Portland but was recalled by the Capitals on Feb. 2...Made his NHL debut vs. Tampa Bay on Feb. 3...Was reassigned to Portland on Feb. 5 after appearing in two games for the Capitals...Led Portland in goals and tied for third in points...Voted the team's most valuable player by the fans...**Playoffs:** Had an assist in three games...**2002-03:** In first full season with Portland, led the team in power play goals (eight) and tied for second in goals and game-winning goals (four)...Seventh on the team in points...Shared team lead in games played...**2001-02:** Split the season between Portland and Richmond (ECHL)...Signed as a free agent with Portland on Sept. 30...Led Portland with a plus-23 rating and led all Portland rookies in points...**2000-01:** In his last season of collegiate hockey for Vermont (ECAC), set career highs in games, goals (led team), assists, points (third on Vermont) and PIM.



CAREER STATISTICS							PLAYOFFS					
SEASON	CLUB	LEAGUE	GP	G	A	PTS	PIM	GP	G	A	PTS	PIM
1998-99	U. of Vermont	NCAA	27	4	2	6	34	-	-	-	-	-
1999-00	U. of Vermont	NCAA	17	7	4	11	18	-	-	-	-	-
2000-01	U. of Vermont	NCAA	32	17	12	29	52	-	-	-	-	-
2001-02	Richmond	ECHL	29	8	9	17	78	-	-	-	-	-
	Portland	AHL	56	17	17	34	50	-	-	-	-	-
2002-03	Portland	AHL	71	22	15	37	115	-	-	-	-	-
2003-04	Portland	AHL	68	18	19	37	74	3	0	1	1	4
	Washington	NHL	2	0	0	0	2	-	-	-	-	-
2004-05	Portland	AHL	63	18	21	39	86	-	-	-	-	-
2005-06	Hershey	AHL	43	21	19	40	50	21	8	13	21	29
	Washington	NHL	3	0	0	0	0	-	-	-	-	-
	NHL TOTALS		5	0	0	0	2	-	-	-	-	-

Signed by the Capitals as a free agent, April 9, 2002. Signed by San Jose as a free agent on July 14, 2006.

Glenn Olson

Left Wing

SHOOTS: Left

6-foot-4, 220 pounds

BORN: 5/1/84 in Fort McNeil, British Columbia **HOMETOWN:** Fort McNeil, British Columbia

Signed by San Jose as a free agent on Sept. 18, 2003

2005-06: Split the season between Cleveland (AHL) and Fresno (ECHL)...Had a combined 185 PIM in 51 games for both clubs.

CAREER 2004-05: Missed the first 45 games due to an injury suffered in at 2004 Rookie Tournament...Split season with Johnstown and Fresno and Cleveland...Made his professional debut with Cleveland on Jan. 28 vs. St. John's...Picked up his lone AHL point (assist) on April 16 vs. Manitoba...**2003-04:** Second on team in penalty minutes (126) as a rookie, despite playing in only 41 games...Scored goal (game-winner) in his first game with Kootenay...**2002-03:** Played for Cowichan Valley (BCHL)...Came to the Sharks as a tryout player in 2003 training camp.



CAREER STATISTICS								PLAYOFFS				
SEASON	CLUB	LEAGUE	GP	G	A	PTS	PIM	GP	G	A	PTS	PIM
2002-03	Cowichan Valley	BCHL	41	1	4	5	168	-	-	-	-	-
2003-04	Kootenay	WHL	41	2	1	3	125	4	0	0	0	8
2004-05	Cleveland	AHL	6	0	1	1	12	-	-	-	-	-
	Johnstown	ECHL	4	0	0	0	9	-	-	-	-	-
2005-06	Fresno	ECHL	10	0	1	1	105	-	-	-	-	-
	Cleveland	AHL	34	1	1	2	118	-	-	-	-	-
	Fresno	ECHL	17	0	1	1	67	-	-	-	-	-

Signed by San Jose as a free agent on Sept. 18, 2003.

Dimitri Patzold (PATs-hold) Goaltender

CATCHES: Left

6-foot, 195 pounds

BORN: 2/3/83 in Kamenogorsk, Kazakhstan

HOMETOWN: Kamenogorsk, Kazakhstan

Selected by San Jose in the 2001 NHL Entry Draft (4th round, 107th overall)

2005-06: Earned his second consecutive win with 32 saves for Cleveland (AHL) on April 6 vs. Toronto...Reassigned to Cleveland on Nov. 5...Recalled to San Jose on Oct. 26 for three games, but did not dress...Earned his first win on the season at Hamilton on Oct. 22 with 36 saves.

CAREER 2004-05: Led Cleveland in minutes, wins, save percentage (.911) and goals-against average...Started the season 3-0-1...Earned fourth straight win on Dec. 28 vs. Manitoba (19 saves)...Earned first shutout with a 22-save performance at San Antonio on March 11...**2003-04:** Posted three AHL shutouts, tying franchise single-season mark set by Toskala in 2001-02...Notched shutout in his first professional game, making 19 saves on Oct. 17 vs. Grand Rapids...**2002-03:** Helped club to German Cup Championship over Koelnar Haie...Backstopped Team Germany at the World Junior Championships...**2001-02:** Posted 4-0-0 record, 1.00 GAA and .955 save percentage at the World Junior Division I Tournament, helping Germany win and secure a berth in the following year's WJC...Had a 2.83 GAA in seven games with Koln...**2000-01:** Posted a 3.89 GAA in 23 games with Erding...Represented Team Germany at World Under-18 Championships and posted a 3.33 GAA and .908 SV PCT in six tournament games.



CAREER STATISTICS												PLAYOFFS					
SEASON	CLUB	LEAGUE	GP	W	L	T	MINs	GA	SO	GAA	GP	W	L	MINs	GA	SO	AVG
1999-00	Köln	Junghaie	-	-	-	-	896	58	-	3.88	-	-	-	-	-	-	-
2000-01	Erding	Germany	23	-	-	-	1311	-	-	3.89	-	-	-	-	-	-	-
	Köln	Junghaie	-	-	-	-	359	17	-	2.84	-	-	-	-	-	-	-
	Köln	Haie	Germany	11	-	-	-	0	0	0	-	-	-	-	-	-	-
2001-02	Köln	Haie	Germany	7	-	-	-	260	-	3.69	-	-	-	-	-	-	-
	Germany	WJC, Div. 1	4	4	0	0	240	-	-	1.00	-	-	-	-	-	-	-
2002-03	Adler Mannheim	Germany	15	-	-	-	817	35	0	2.57	3	-	-	34	3	0	5.27
	Germany	World Jr.	6	-	-	-	245	-	0	5.13	-	-	-	-	-	-	-
2003-04	Cleveland	AHL	27	10	15	0	1457	70	3	2.88	-	-	-	-	-	-	-
	Johnstown	ECHL	8	7	0	0	443	20	0	2.71	1	0	1	59	2	0	2.02
2004-05	Cleveland	AHL	41	18	16	5	2418	104	1	2.58	-	-	-	-	-	-	-
2005-06	Cleveland	AHL	33	10	21	0	1876	124	0	3.97	-	-	-	-	-	-	-

Selected by San Jose in the 2001 NHL Entry Draft (4th round, 107th overall).

Joe Pavelski

Center

Shoots: Right **5-foot-11, 195 pounds**

BORN: 7/11/84 in Plover, Wisconsin

HOMETOWN: Plover, Wisconsin

Selected by San Jose in the 2003 NHL Entry Draft (7th round, 205th overall)

2005-06: 2006 RBK Division I Second Team All-American...Led the Badgers with 33 assists, 56 points, 11 power play goals, six game-winning goals and 15 multi-point games...56 points ranked second in the WCHA overall and his 39 WCHA points were fourth...Named the WCHA's Offensive Player of the Week for Jan. 15, his third award...Named by InsideCollegeHockey.com as a Top-10 Hobey Baker Award candidate for 2006-07. **Playoffs:** Named to the NCAA Midwest Regional All-Tournament Team and INCH's Second Team All-American...Had hat trick in the NCAA regional semifinal win over Bemidji State...Had two assists as Wisconsin won their sixth NCAA Division I National Championship.

CAREER 2004-05: T-5th in WCHA in points...Led team in points, assists and plus/minus and second in goals...T-1st in PP goals...Tied for 13th overall and was No. 2 freshman scorer in WCHA, T-18th in assists and T-9th in GWG...T-1st in nation in points among freshman, 31st overall...WCHA Rookie of the Week for Oct. 18-24...Named to the USCHO All-American Rookie Team, Rookie Team All-American by Inside College Hockey.com and the Rookie All-WCHA Team...**2003-04:** Named USA Hockey Junior Player of the Year...T-16th in USHL in scoring, T-18th in goals and T-18th in assists...Waterloo (USHL) captain was second on team in points, assists and plus/minus (plus-10), first in goals...USHL Player of the Week Nov. 18 and Sept. 30...**Playoffs:** Led Waterloo to their first Clark Cup and Junior A Championship...Second in USHL in scoring and goals, T-1st in GWG goals (three) and fourth in assists (six)...**Other:** Captain of 2004 USA Hockey Junior Select Team, which won the silver medal at the Viking Cup...Posted eight points in six games...**2002-03:** USHL Rookie of the Year, named to USHL's All-Rookie Team and a First Team All-USHL selection...First on team in goals (36 — also led USHL), points (69) and shots (227)...Second on team in assists (33) and T-1st in games played (60)...**Playoffs:** T-1st on team, T-4th overall among all players in goals (five)...First on team, third overall, in assists (seven)...First on team, third overall, in points (5-7=12).



CAREER STATISTICS								PLAYOFFS				
SEASON	CLUB	LEAGUE	GP	G	A	PTS	PIM	GP	G	A	PTS	PIM
2002-03	Waterloo	USHL	60	36	33	69	32	7	5	7	12	8
2003-04	Waterloo	USHL	54	21	31	52	58	12	6	6	12	10
2004-05	United States	Viking Cup	6	4	4	8	N/A	-	-	-	-	-
	Wisconsin	WCHA	40	16	29	45	24	1	0	0	0	2
2005-06	Wisconsin	WCHA	43	23	33	56	34	-	-	-	-	-

Selected by San Jose in the 2003 NHL Entry Draft (7th round, 205th overall)

Tomas Plihal (PLEE-hahl)

Center



SHOOTS: Left **6-foot-1, 190 pounds**
BORN: 3/28/1983 in Frydland, Czech Republic **HOMETOWN:** Liberec, Czech Republic
Selected by San Jose in the 2001 NHL Entry Draft (5th round, 140th overall)

2005-06: Recalled from Cleveland (AHL) by San Jose on April 10, but did not appear in a game...Had a career-high 30 points (11-19-30) in 74 games...Had eight points (7-1-8) in his last seven AHL contests.

CAREER 2004-05: Scored Cleveland's first goal of the year at Grand Rapids on Oct. 15...Began the season with a four-game point streak (2-2-4)...Scored his first game-winning goal on Feb. 4 at Chicago...Led Barons with four goals in April...**2003-04:** Scored game-winning goal in his professional debut on Oct. 17 vs. Grand Rapids...**Playoffs:** Three assists in six Calder Cup Playoff games...**2002-03:** Third on Kootenay (WHL) in scoring...Second on team in goals (35, career high), fourth in assists, fifth in penalty minutes (113, career high), second in shorthanded goals (three) and third in power play goals (12)...Named to Czech Republic Team for World Junior Championships, but did not play due to injury...**Playoffs:** Fifth on team in points (2-4-6) in 11 games...1-2nd on team in power play goals (two)...**2001-02:** Second on Kootenay and third among WHL rookies in scoring...First on team in assists, T-3rd in goals, second in game-winning tallies (seven) and T-1st in games played...Posted 14 points (4-10-14) in 22 playoff games, helping club capture WHL Championship...Posted three points (2-1-3) en route to capturing Memorial Cup Championship with Kootenay...Named Canadian Hockey League's Player of the Month for October...**2000-01:** Competed for Liberec Jr. in the Czech Junior League.

CAREER STATISTICS								PLAYOFFS				
Season	Club	League	GP	G	A	PTS	PIM	GP	G	A	PTS	PIM
2000-01	Liberec Jr.	Czech Jr.	33	16	12	28	20	-	-	-	-	-
2001-02	Kootenay	WHL	72	32	54	86	28	25	6	11	17	14
2002-03	Kootenay	WHL	67	35	42	77	113	11	2	4	6	18
2003-04	Cleveland	AHL	51	4	12	16	16	6	0	3	3	2
2004-05	Cleveland	AHL	62	17	11	28	26	-	-	-	-	-
2005-06	Cleveland	AHL	74	11	19	30	53	-	-	-	-	-
Selected by San Jose in the 2001 NHL Entry Draft (5th round, 140th overall)												

Selected by San Jose in the 2001 NHL Entry Draft (5th round, 140th overall).

Ashton Rome

Right Wing

SHOOTS: Right **6-foot-1, 205 pounds**
BORN: 12/31/85 in Nesbitt, Manitoba **HOMETOWN:** Nesbitt, Manitoba

Selected by San Jose in the 2006 NHL Entry Draft (5th round, 143rd overall)

2005-06: Split season between Red Deer and Kamloops (WHL)...Finished 18th in the WHL in points, T-16th in goals, T-18th in power play goals (11) and T-11th in shorthanded goals (three).


CAREER 2004-05: Split the season with Moose Jaw and Red Deer (WHL)...**2003-04:** Played with brother Aaron and finished eighth on the team in points, fourth in PIM and T-7th in power play goals (five)...**2002-03:** Sixth on the team in PIM (103).

CAREER STATISTICS								PLAYOFFS					
Season	Club	League	GP	G	A	PTS	PIM	GP	G	A	PTS	PIM	
2002-03	Moose Jaw	WHL	61	5	10	15	103	13	1	1	2	6	
2003-04	Moose Jaw	WHL	72	15	22	37	139	10	6	2	8	18	
2004-05	Moose Jaw	WHL	41	10	17	27	84	--	--	--	--	--	
2005-06	Red Deer	WHL	31	9	10	19	39	7	3	1	4	14	
	Red Deer	WHL	14	11	6	17	27	--	--	--	--	--	
	Kamloops	WHL	51	19	28	47	103	--	--	--	--	--	

Selected by Boston in the 2004 NHL Entry Draft (4th round, 108th overall). **Selected by San Jose as a re-entry player in the 2006 NHL Entry Draft (5th round, 143rd overall).**

Devin Setoguchi

Right Wing



SHOOTS: Right **6-foot, 200 pounds**
Born: 1/1/87 in Taber, Alberta **Hometown:** Taber, Alberta

Selected by San Jose in the 2005 NHL Entry Draft (1st round, 8th overall)

2005-06: WHL Player of the Week for Nov. 7-13...One of the final 34 players in camp for Team Canada for the 2006 IIHF World Jr. Tourney...Alternate captain for Saskatoon (WHL) led the Blades in goals and points (also seventh in WHL) and was second in assists...Represented the WHL in the CHL-Russia Challenge...Had a 12-game point streak (11-13-24) snapped on Jan. 25...Signed a contract with San Jose on March 8...**Playoffs:** Fourth in the WHL in goals (eight) and 19th in points (12) in 10 games.

CAREER 2004-05: Fourth on Saskatoon and T-22nd in the WHL in scoring...Second on the team and T-9th in the league in goals...Third on the team with eight power play goals...Fifth on the team in plus/minus (plus-20)...Won the "Hardest Shot" competition (96 mph) at the 2005 CHL Top Prospects Skills Showcase...**2003-04:** Fourth on the team, first among team rookies and 14th among league rookies in points...T-3rd on the team in goals and fourth in power play goals (seven).

CAREER STATISTICS								PLAYOFFS				
Season	Club	League	GP	G	A	PTS	PIM	GP	G	A	PTS	PIM
2003-04	Saskatoon	WHL	66	13	18	31	53	-	-	-	-	-
2004-05	Saskatoon	WHL	69	33	31	64	34	4	0	1	1	0
2005-06	Saskatoon	WHL	65	36	47	83	69	10	8	4	12	8

Selected by San Jose in the 2005 NHL Entry Draft (1st round, 8th overall).

Dan Spang

Defense



SHOOTS: Left **6-foot, 205 pounds**
BORN: 8/16/83 in Winchester, Massachusetts **HOMETOWN:** Winchester, Massachusetts
Selected by San Jose in the 2002 NHL Entry Draft (2nd round, 52nd overall)

2005-06: Signed to NHL contract by San Jose on April 4...Made his pro debut with Cleveland (AHL) on April 1 vs. Iowa...Led Boston U. in scoring among defensemen, tied for fourth on the team overall...Finished season leading Hockey East in scoring among defensemen, 18th overall...Selected as a First Team All-American, a Hockey East First Team All-Star, named to the Division I All-New England Team and was named to the Hockey East All-Tournament Team.

CAREER 2004-05: Second on team in plus/minus, T-4th in assists and second among defense in scoring...T-13th in HE in assists...**2003-04:** T-15th in scoring among Hockey East defensemen...First on team in plus/minus (plus-9)...**2002-03:** Posted nine points (3-6-9) in 27 games during freshman season and helped team to Hockey East Finals...Helped team to Beanpot Tournament Championship over Boston College...Named Hockey East Rookie of the Week Dec. 16...**2001-02:** Posted 17 points (9-8-17) in just six games for Winchester...Missed most of senior season after suffering concussion in automobile accident.

CAREER STATISTICS							PLAYOFFS					
Season	Club	League	GP	G	A	PTS	PIM	GP	G	A	PTS	PIM
2001-02	Winchester	USHS	6	3	8	17	14	-	-	-	-	-
2002-03	Boston Univ.	HE	27	3	6	9	14	2	0	0	0	N/A
2003-04	Boston Univ.	HE	38	3	9	14	12	-	-	-	-	-
2004-05	Boston Univ.	HE	40	3	13	16	22	1	0	0	0	0
2005-06	Cleveland	AHL	8	0	0	0	8	-	-	-	-	-
	Boston Univ.	HE	42	10	22	32	14	-	-	-	-	-

Selected by San Jose in the 2002 NHL Entry Draft (2nd round, 52nd overall).

Garrett Stafford

Shoots: Right 6-foot, 200 pounds

Born: 1/28/80 in Los Angeles, California

Signed by San Jose as a free agent on Dec. 9, 2003

2005-06: Led Cleveland (AHL) defenseman in goals, assists, points, power play goals (six) and shorthanded goals (2, tied for team lead)...Third on team in assists, fifth in points and seventh in PIM...Tied for 17th among AHL defensemen in points...Assigned to Cleveland from San Jose on Sept. 23.

CAREER 2004-05: Finished third among AHL defensemen in shootout percentage (4-for-10, .400)...Missed first six games of season due to AHL suspension...On Dec. 3, scored in shootout to defeat Utah, as the 16th shooter of the night for the Barons, 3-2 (16 rounds established an AHL record)...Tied for the Barons lead in assists (six) during January (with Goc)...**2003-04:** Selected to AHL All-Rookie Team...Honored as AHL Second Team All-Star...Sixth among all AHL defenseman scorers...T-6th in scoring among all AHL rookies, second in assists, T-2nd in power play assists (15) and T-3rd in power play points (20)...T-3rd on team in scoring, first among defensemen, and third in assists...Appeared in AHL All-Star Game with Cleveland...Named AHL Rookie of the Month for January with 16 points (3-13-16) in 15 games...Signed by San Jose on Dec. 9 after a tryout with Cleveland...Attended training camp with Los Angeles Kings and Dallas...**Playoffs:** Missed final three games with season-ending concussion...**2002-03:** Leading scorer among UNH defenseman with 16 points...Named to Hockey East All-Tournament Team, becoming the only UNH player to earn the honor twice...**2001-02:** Alternate captain was T-8th on team in scoring and led all defensemen...Named to All-Hockey East Second Team and Hockey East All-Tournament Team...Selected by teammates as UNH Defenseman of the Year (Rod Langway Award) for the second consecutive season...**2000-01:** Fourth on team in scoring, tops among defenseman.



Defenseman

CAREER STATISTICS

Season	Club	League	GP	G	A	PTS	PIM	GP	G	A	PTS	PIM
1996-97	Des Moines	USHL	37	1	10	11	40	5	0	0	0	0
1997-98	Des Moines	USHL	53	6	17	23	89	12	1	3	4	42
1998-99	Des Moines	USHL	56	8	33	41	54	13	2	2	4	18
1999-00	New Hampshire	HE	38	3	9	12	28	-	-	-	-	-
2000-01	New Hampshire	HE	37	5	21	26	44	-	-	-	-	-
2001-02	New Hampshire	HE	36	5	22	27	42	-	-	-	-	-
2002-03	New Hampshire	HE	23	1	15	16	24	-	-	-	-	-
2003-04	Cleveland	AHL	73	12	34	46	71	6	0	0	0	6
2004-05	Cleveland	AHL	68	6	18	24	55	-	-	-	-	-
2005-06	Cleveland	AHL	80	11	28	39	86	-	-	-	-	-

Signed by San Jose as a free agent on Dec. 9, 2003.

PLAYOFFS

PLAYERS

Brad Staubitz


SHOOTS: Right 6-foot-1, 215 pounds

BORN: 7/28/84 in Bright's Grove, Ontario

Signed by San Jose as a free agent on Sept. 19, 2005

2005-06: Led Cleveland (AHL) and was fourth among league rookies in penalty minutes...Earned his second assist on Dec. 4 at Houston...Registered his first professional point with an assist on Nov. 13 vs. Rochester...Made his professional debut on Oct. 8 vs. Rochester...Assigned to Cleveland from San Jose on Sept. 21.

CAREER 2004-05: Split the season between Sault-Ste. Marie and Ottawa (OHL) combining for career highs in points (26 — T-28th amongst all OHL defensemen), goals, assists, PIM (181 — T-9th in OHL) and games...**Playoffs:** Led all defensemen in points, assists and PIM...Overall, was T-3rd in assists, T-2nd in power play assists (nine) and T-10th in points...**2003-04:** Among team leaders: T-6th in assists, eighth in points, second in PIM and fourth in plus/minus (plus-5)...**2002-03:** Fourth on the team in PIM...His even plus/minus rating was T-4th on the team...**2001-02:** Completed rookie season with three assists and 46 PIM in 45 games.



Defense

CAREER STATISTICS

Season	Club	League	GP	G	A	PTS	PIM	GP	G	A	PTS	PIM
2001-02	Sault-Ste. Marie	OHL	45	0	3	3	46	3	0	0	0	2
2002-03	Sault-Ste. Marie	OHL	55	2	6	8	116	4	0	0	0	7
2003-04	Sault-Ste. Marie	OHL	66	6	18	24	140	-	-	-	-	-
2004-05	Sault-Ste. Marie	OHL	40	2	11	13	101	-	-	-	-	-
	Ottawa	OHL	30	5	8	13	80	21	4	16	20	70
2005-06	Cleveland	AHL	71	0	6	6	245	-	-	-	-	-

Signed by San Jose as a free agent on Sept. 19, 2005.

Patrick Traverse

SHOOTS: Right 6-foot-4, 205 pounds

BORN: 3/14/74 in Montreal, Quebec

Signed by San Jose as a free agent on July 10, 2006

2005-06: Split season with Dallas (one game) and Iowa (AHL)...Third among Iowa defensemen in points and assists...Eight among Iowa players in plus/minus (plus-6)...Two of his three goals with Iowa were on the power play.

CAREER 2004-05: Played in 72 games with Houston (AHL)...**2003-04:** Appeared in all 80 games with Hamilton (AHL), notching five goals and 21 assists for 26 points with 31 PIM...**Playoffs:** Collected three points (1-2-3) in 10 games...**2002-03:** Played in 53 consecutive games from Nov. 1 - Feb. 18 with Montreal...**2001-02:** Missed 12 games, Nov. 6 - Dec. 1, with a knee injury and 10 games, Jan. 12-30, due to a concussion...**2000-01:** Played with three teams (Anaheim, Boston and Montreal)...**1999-00:** Set career highs in goals, assists and points with Ottawa...**1998-99:** Posted a plus-12 rating in his first full NHL season...His first two NHL points came on Oct. 31 vs. Montreal (both assists)...**1997-98:** Played the entire season with Hershey (AHL)...**1996-97:** Missed most of the season with a knee injury...**1995-96:** Made his NHL debut, appearing in five games with Ottawa...**1994-95:** Appeared in 70 games with P.E.I. during his first full professional season.



Defense

CAREER STATISTICS							PLAYOFFS					
Season	Club	League	GP	G	A	PTS	PIM	GP	G	A	PTS	PIM
1991-92	Shawinigan	QMJHL	59	3	11	14	12	-	-	-	-	-
1992-93	Shawinigan	QMJHL	53	5	24	29	24	-	-	-	-	-
	St. Jean	QMJHL	15	1	6	7	0	-	-	-	-	-
	New Haven	AHL	2	0	0	0	2	-	-	-	-	-
1993-94	St. Jean	QMJHL	66	15	37	52	30	-	-	-	-	-
	PEI	AHL	3	0	1	1	2	-	-	-	-	-
1994-95	PEI	AHL	70	5	13	18	19	7	0	2	2	0
1995-96	PEI	AHL	55	4	21	25	32	5	1	2	3	2
	Ottawa	NHL	5	0	0	0	2	-	-	-	-	-
1996-97	Grand-Rapids	IHL	10	2	1	3	10	2	0	1	1	2
	Worcester	AHL	24	0	4	4	23	-	-	-	-	-
1997-98	Hershey	AHL	71	14	15	29	67	7	1	3	4	4
1998-99	Ottawa	NHL	46	1	9	10	22	-	-	-	-	-
1999-00	Ottawa	NHL	66	6	17	23	21	6	0	0	0	2
2000-01	Anaheim	NHL	15	1	0	1	6	-	-	-	-	-
	Boston	NHL	37	2	6	8	14	-	-	-	-	-
	Montreal	NHL	19	2	3	5	10	-	-	-	-	-
2001-02	Quebec	AHL	4	0	2	2	4	-	-	-	-	-
	Montreal	NHL	25	2	3	5	14	-	-	-	-	-
2002-03	Montreal	NHL	65	0	13	13	24	-	-	-	-	-
2003-04	Hamilton	AHL	80	5	21	26	31	10	1	2	3	0
2004-05	Houston	AHL	72	6	9	15	28	5	0	0	0	2
2005-06	Iowa	AHL	40	3	21	24	16	7	1	2	3	2
	Dallas	NHL	1	0	0	0	0	-	-	-	-	-
	NHL Totals		279	14	51	65	113	6	0	0	0	2

Selected by Ottawa in the 1992 NHL Entry Draft (3rd round, 50th overall). Acquired by Anaheim from Ottawa in exchange for Joel Kwiatkowski on June 12, 2000. Acquired by Boston from Anaheim with Andrei Nazarov in exchange for Samuel Pahlsson on Nov. 18, 2001. Acquired by Montreal from Boston in exchange for Eric Weinrich on Feb. 21, 2001. Signed by Dallas as a free agent on Sept. 9, 2004. Signed by San Jose as a free agent on July 10, 2006.

Jonathan Tremblay Right Wing

SHOOTS: Right

6-foot-3, 240 pounds

BORN: 3/3/84 in Fauquier, Ontario

HOMETOWN: Fauquier, Ontario

Selected by San Jose in the 2003 NHL Entry Draft (7th round, 201st overall)

2005-06: Assigned to Toledo (ECHL) on Oct. 24...Recalled by Cleveland (AHL) Oct. 30...Assigned to Kalamazoo (ECHL) on Nov. 22...Traded to the Quad City Mallards (UHL).

CAREER 2004-05: In training camp with the Barons, but reassigned to Johnstown (ECHL) to start season...Recalled to Cleveland (AHL) on Feb. 1 and made AHL debut Feb. 4 at Chicago...Returned to Johnstown on Feb. 11 and was recalled by Cleveland on April 11...**2003-04:** Led QMJHL and team with 316 penalty minutes...Scored career-high three goals...**2002-03:** Ranked second on Titans in penalty minutes (232)...**Playoffs:** Second on team in penalty minutes (45) in nine games...**2001-02:** Posted five penalty minutes in two games with Acadie-Bathurst (QMJHL).



PLAYERS

CAREER STATISTICS							PLAYOFFS					
Season	Club	League	GP	G	A	PTS	PIM	GP	G	A	PTS	PIM
2001-02	Acadie-Bathurst	QMJHL	2	0	0	0	5	1	0	0	0	0
2002-03	Acadie-Bathurst	QMJHL	62	0	1	1	232	9	0	0	0	45
2003-04	Acadie-Bathurst	QMJHL	60	3	0	3	316	-	-	-	-	-
2004-05	Cleveland	AHL	1	0	0	0	0	-	-	-	-	-
2005-06	Johnstown	ECHL	46	2	3	5	136	-	-	-	-	-
	Toledo	ECHL	1	0	0	0	0	-	-	-	-	-
	Kalamazoo	UHL	8	0	0	0	20	-	-	-	-	-
	Quad. City	UHL	37	0	2	2	62	-	-	-	-	-

Selected by San Jose in the 2003 NHL Entry Draft (7th round, 201st overall).

Craig Valette Center

SHOOTS: Left

6-foot, 200 pounds

BORN: 10/7/82 in Shellbrook, Saskatchewan

HOMETOWN: Saskatoon, Saskatchewan

Signed by San Jose as a free agent on April 4, 2003

2005-06: Injured on April 8 vs. Hamilton...Tallied points in back-to-back games with assists on Feb. 18 at Syracuse and at Rochester on Feb. 19...Suspended by AHL on Jan. 10 for three games resulting from hit in game vs. Peoria on Jan. 7...Scored his third goal on a breakaway Jan. 6 vs. Milwaukee...Scored the Barons first goal of the season on Oct. 8 vs. Rochester...Assigned to Cleveland from San Jose on Sept. 21.

CAREER 2004-05: Shared lead with Ehrhoff for games played (79)...**2003-04:** T-3rd in GW goals (three) and sixth in penalty minutes (77)...Scored first professional goal Nov. 21 vs. Toronto...**Playoffs:** Had two PIM in five games...**2002-03:** Named recipient of Brian C. Shaw Memorial Trophy as Portland's (WHL) Most Valuable Player...T-1st on team in goals (30, career high), fourth in assists (26, career high)...T-2nd in points (56, career high), second in penalty minutes and T-3rd in games played...**Playoffs:** Led team in points, goals and power play goals (two), T-1st in assists and plus/minus (plus-3) and second in penalty minutes...**2001-02:** Scored 22 points (8-14-22) and 160 penalty minutes in 67 games with Portland...**2000-01:** Split season between Saskatoon and Portland (WHL)...Registered 14 points (8-6-14) in 39 games with Portland following Dec. 6 trade...**1999-00:** Tallied two goals and an assist in 47 games with Saskatoon.

CAREER STATISTICS							PLAYOFFS					
Season	Club	League	GP	G	A	PTS	PIM	GP	G	A	PTS	PIM
1999-00	Saskatoon	WHL	47	2	1	3	25	3	0	0	0	0
2000-01	Saskatoon	WHL	24	2	0	2	19	-	-	-	-	-
	Portland	WHL	39	8	6	14	39	16	0	2	2	27
2001-02	Portland	WHL	67	8	14	22	160	7	2	1	3	6
2002-03	Portland	WHL	71	30	26	56	192	7	5	4	9	18
2003-04	Cleveland	AHL	56	6	10	16	77	5	0	0	0	2
2004-05	Cleveland	AHL	79	6	6	12	94	-	-	-	-	-
2005-06	Cleveland	AHL	69	5	6	11	95	-	-	-	-	-

Signed by San Jose as a free agent on April 4, 2003.



Marc-Edouard Vlasic Defense

SHOOTS: Left **6-foot-1, 195 pounds**
BORN: 3/30/87 in Montreal, Quebec **HOMETOWN:** Montreal, Quebec

Selected by San Jose in the 2005 NHL Entry Draft (2nd round, 35th overall)

2005-06: Alternate captain was second on Quebec (QMJHL) in scoring among defensemen, eighth overall and fourth in the league among blueliners...Third on the squad in plus/minus with a plus-41...Was among the final 34 players in camp for Team Canada for the 2006 IIHF World Jr. Tourney...**Playoffs:** Led QMJHL in points among defensemen and finished fifth overall in the league...His 24 assists ranked second in the QMJHL and was first among defensemen...His three game-winning goals were tied for second-most in the league...Finished T-3rd in scoring among defensemen at the Memorial Cup with three assists in four games...Assisted on two goals in the Memorial Cup Championship, including the game-winning goal...Led all players at the Memorial Cup in plus-minus, posting a plus-7.

CAREER 2004-05: Tied for 18th among league defensemen in points...13th among league defensemen in assists...Second among league defensemen and fifth overall in the league in plus/minus (plus-39)...**2003-04:** Tied for 18th among league defensemen in plus/minus (plus-6)...Fifth among team defensemen in points (10).



CAREER STATISTICS								PLAYOFFS				
SEASON	CLUB	LEAGUE	GP	G	A	PTS	PIM	GP	G	A	PTS	PIM
2003-04	Quebec	QMJHL	41	1	9	10	4	5	0	1	1	0
2004-05	Quebec	QMJHL	70	5	25	30	33	13	2	7	9	2
2005-06	Quebec	QMJHL	66	16	57	73	57	23	5	24	29	10
Selected by San Jose in the 2005 NHL Entry Draft (2nd round, 35th overall)												

Selected by San Jose in the 2005 NHL Entry Draft (2nd round, 35th overall)

FUTURE SHARKS

Jay Barriball Forward

SHOOTS: Left **5-foot-10, 165 pounds**
BORN: 5/27/87 in Prior Lake, Minnesota

Selected by San Jose in the 2006 NHL Entry Draft (7th round, 203th overall)

2005-06: Posted 12 points (5-7=12) and was a plus-8 in 13 regular season games...Named USHL Offensive Player of the Week on Oct. 17 after recording two goals in a win over Chicago...Tallied three points (2-1=3) in five playoff games before his season was cut short with an injury...Finished second in scoring for the Academy of Holy Angels (Richfield, Minn.) after posting 66 points (28 goals, 38 assists) in just 20 games...Finished his career at Holy Angels as the Stars leading scorer with 221 points while leading them to a state "AA" championship in 2005 and a 23-2-2 record during 05-06...Named the *Minneapolis Star Tribune* "Metro Player of the Year" and was also a Minnesota "Mr. Hockey" finalist.

CAREER STATISTICS								PLAYOFFS				
SEASON	CLUB	LEAGUE	GP	G	A	PTS	PIM	GP	G	A	PTS	PIM
2005-06	Sioux Falls	USHL	13	5	7	12	2	5	2	1	3	0
Selected by San Jose in the 2006 NHL Entry Draft (7th round, 203rd overall).												

Selected by San Jose in the 2006 NHL Entry Draft (7th round, 203rd overall).

William Colbert Defense

SHOOTS: Left **6-foot-2, 205 pounds**
BORN: 2/6/85 in Annprior, Ontario

Selected by San Jose in the 2005 NHL Entry Draft (6th round, 183rd overall)

2005-06: Finished tied for second in scoring among defensemen with 11 points (three goals, eight assists) in 28 games with St. Francis Xavier...Tied for 12th in the league in points among defensemen...Named to the CIS Men's Hockey All-Canadians All-Rookie Team.

CAREER 2004-05: Led all Ottawa defensemen in scoring with 32 points (6-26=32) in 68 games with 65 penalty minutes...Teammate of fellow 2005 San Jose draft selection Derek Joslin...**Playoffs:** Added 11 points (3-8=11) in 21 games...**2003-04:** Selected by Ottawa in the 2003 NHL Entry Draft (7th round, 228th overall)...Was the youngest player to attend the Senators 2003 Rookie Camp...Named 67s "Scholastic Player of the Year" and was the team's nominee for the Bobby Smith Award, presented to the OHL's "Scholastic Player of the Year"...Named to the OHL All-Star Team...Ranked as the OHL Eastern Conference's third best defensive defenseman in 2003-04 Coach's Poll...**2002-03:** Picked up seven points (a goal and six assists) in first season with Ottawa.

CAREER STATISTICS								PLAYOFFS				
SEASON	CLUB	LEAGUE	GP	G	A	PTS	PIM	GP	G	A	PTS	PIM
2002-03	Ottawa	OHL	56	1	6	7	23	23	1	5	6	7
2003-04	Ottawa	OHL	55	3	19	22	28	7	0	4	4	0
2004-05	Ottawa	OHL	68	6	26	32	65	21	3	8	11	8
2005-06	St. Francis Xavier	CIS	28	3	8	11	10	-	-	-	-	-

Selected by Ottawa in the 2003 NHL Entry Draft (7th round, 228th overall). Selected by San Jose in the 2005 NHL Entry Draft (6th round, 183rd overall).

James DeLory Defense

SHOOTS: Right **6-foot-4, 220 pounds**
BORN: 3/3/88 in Scarborough, Ontario

Selected by San Jose in the 2006 NHL Entry Draft (4th round, 98th overall)

2005-06: Led team defensemen with 32 points...Seventh on the team overall in points...Sixth on the team in assists (26)...Fourth on the team in penalty minutes (136)...Tied for second on the team in games played (67).

CAREER 2004-05: Appeared in 61 games for Oshawa...Posted five points in his rookie season...Finished seventh on team in penalty minutes (82).

CAREER STATISTICS								PLAYOFFS				
SEASON	CLUB	LEAGUE	GP	G	A	PTS	PIM	GP	G	A	PTS	PIM
2004-05	Oshawa	OHL	61	1	4	5	82	-	-	-	-	-
2005-06	Oshawa	OHL	67	6	26	32	136	-	-	-	-	-

Selected by San Jose in the 2006 NHL Entry Draft (4th round, 98th overall).

P.J. Fenton

Left Wing

SHOOTS: Left 5-foot-11, 180 pounds

BORN: 8/26/85 in Springfield, Massachusetts

Selected by San Jose in the 2005 NHL Entry Draft (5th round, 162nd overall)

2005-06: Finished sixth on the squad in scoring with 17 points (five goals, 12 assists) in 35 games...Recorded first goal of the season against Providence on Nov. 4...Led the Minutemen with 61 PIM.

CAREER 2004-05: Played his first season at U-Mass Amherst...**2003-04:** Played for two seasons with the New England Jr. Coyotes...**Other:** Also played for two seasons at Cathedral High School...Cathedral squad won the Division I South Hockey title in 2002 and participated in the Elite 8 Hockey Tournament in 2001...Was a first team All-Western Massachusetts selection in 2002...Also excelled in lacrosse, where he was named an All-American in 2004 and saved over 80 percent of shots as a goaltender... Lettered in soccer twice at Cathedral...Father, Nashville Predators Director of Player Personnel Paul Fenton, played eight NHL seasons, including 1991-92 as an original member of the Sharks.

CAREER STATISTICS								PLAYOFFS				
SEASON	CLUB	LEAGUE	GP	G	A	PTS	PIM	GP	G	A	PTS	PIM
2004-05	U-Mass Amherst	HE	38	13	12	25	28	-	-	-	-	-
2005-06	U-Mass Amherst	HE	35	5	12	17	61	-	-	-	-	-

Selected by San Jose in the 2005 NHL Entry Draft (5th round, 162nd overall).

Kai Hospelt

Center

SHOOTS: Left 6-foot-1, 190 pounds

BORN: 8/23/85 in Cologne, Germany

Selected by San Jose in the 2003 NHL Entry Draft (7th round, 215th overall)

2005-06: Teammate of fellow Sharks draft pick, goaltender Tomas Greiss...Fifth youngest member of the Koln Sharks...One of only three players on the team to appear in all 47 games...Finished 14th on the squad in scoring, posting 10 points (five goals, five assists).

CAREER 2004-05: Torn ACL kept him out of action until December...Made season debut on Dec. 3 vs. Frankfurt...First goal of the season was also a game-winner...Missed remainder of the season and playoffs due to injury...**Other:** Named to roster of Germany's 2005 WJC team...**2003-04:** Had four points (2-2-4) in 47 games with Koln... Added four points (2-2-4) in five games for Team Germany at the World Junior Championships, Group A, helping the team earn the Group A Championship...**2002-03:** Posted two assists in 21 games with Koln...Represented Team Germany at the World Junior Championships and posted one assist in six tournament games...**2001-02:** Represented Team Germany at the World Under-18 Championships and appeared in all eight tournament games.

CAREER STATISTICS								PLAYOFFS				
SEASON	CLUB	LEAGUE	GP	G	A	PTS	PIM	GP	G	A	PTS	PIM
2002-03	Koln	Germany	21	0	2	2	0	6	0	1	1	0
	Germany	WJC	6	0	1	1	0	-	-	-	-	-
2003-04	Koln	Germany	47	2	2	4	18	6	0	0	0	2
	Germany	WJC, A	5	2	2	4	2	-	-	-	-	-
2004-05	Koln	Germany	23	1	1	2	6	-	-	-	-	-
	Germany	WJC, U 20	6	0	0	0	6	-	-	-	-	-
2005-06	Koln	Germany	47	5	10	15	12	-	-	-	-	-

Selected by San Jose in the 2003 NHL Entry Draft (7th round, 215th overall).

Alexander Hult

Center

SHOOTS: Right 6-foot-1, 200 pounds

BORN: 11/19/84 in Falun, Sweden

Selected by San Jose in the 2003 NHL Entry Draft (8th round, 236th overall)

2005-06: Ranked ninth on Mora J20 in scoring with five points (two goals, three assists) and fifth on the team in PIM (27) while only appearing in four of the team's 16 games...Finished his season with 10 points (four goals, six assists) in 24 games with HK Dmitrov.

CAREER 2004-05: Split the season between Almtuna (Sweden) and Comet (Norway)...**2003-04:** Played 11 games with Djurgardens and HV 71 of the Elite League...Represented Team Sweden at the World Junior Championships...**2002-03:** Appeared in one game with HV 71 Jonkoping...Played majority of the season with junior team, Tranas, and tallied 25 points (11 goals, 14 assists) in 24 games...**2001-02:** Appeared in a playoff game with HV 71 Jonkoping.

CAREER STATISTICS								PLAYOFFS				
SEASON	CLUB	LEAGUE	GP	G	A	PTS	PIM	GP	G	A	PTS	PIM
1999-00	Djarna	Sweden	8	7	3	10	12	-	-	-	-	-
2000-01	HV 71 Jr.	Sweden	15	4	12	16	30	-	-	-	-	-
2001-02	HV 71	Sweden	-	-	-	-	-	1	0	0	0	0
2002-03	HV 71	Sweden	1	0	0	0	2	-	-	-	-	-
	HV 71 Jr.	Sweden	24	11	14	25	24	-	-	-	-	-
2003-04	Tranas	Sweden	5	1	0	1	0	-	-	-	-	-
	Djurgardens	Sweden	8	0	0	0	0	3	0	0	0	0
	HV 71	Sweden	3	0	0	0	2	-	-	-	-	-
	Sweden	WJC	6	0	2	2	2	-	-	-	-	-
2004-05	Djurgardens Jr.	Sweden	11	6	10	16	28	-	-	-	-	-
	Oskarshamn	Sweden	29	2	7	9	22	-	-	-	-	-
	Almtuna	Sweden	30	3	3	6	16	-	-	-	-	-
	Comet	Norway	18	2	7	9	56	-	-	-	-	-
2005-06	Comet Jr.	Norway	5	2	3	5	2	-	-	-	-	-
	HK Dmitrov	Russia	24	4	6	10	16	-	-	-	-	-
	Mora J-20	Sweden	4	3	2	5	27	-	-	-	-	-

Selected by San Jose in the 2003 NHL Entry Draft (8th round, 236th overall).

Christian Jensen Defense

SHOOTS: Right 6-foot-3, 190 pounds

BORN: 1/6/86 in Brooklyn, New York

Selected by San Jose in the 2004 NHL Entry Draft (9th round, 289th overall)

2005-06: Finished sixth on the team in scoring among defensemen with four points, all assists, in 24 appearances...Signed a letter of intent to attend RPI in the ECAC.

CAREER 2004-05: Tied for fourth among team defensemen with eight points...His seven assists were tied for 10th overall on New Jersey and tied for third among team defensemen...**2003-04:** Named EJHL's Rookie of the Year, posting 29 points (six goals and 23 assists) in 48 games.

CAREER STATISTICS								PLAYOFFS				
SEASON	CLUB	LEAGUE	GP	G	A	PTS	PIM	GP	G	A	PTS	PIM
2003-04	New Jersey	EJHL	48	6	23	29	62	-	-	-	-	-
2004-05	New Jersey	EJHL	49	1	7	8	14	-	-	-	-	-
2005-06	Chicago	USHL	24	0	4	4	8	-	-	-	-	-
	Waterloo	USHL	18	1	4	5	14	-	-	-	-	-

Selected by San Jose in the 2004 NHL Entry Draft (9th round, 289th overall).

Derek Joslin Defense

SHOOTS: Left 6-foot-1, 205 pounds

BORN: 3/17/87 in Richmond, Ontario

Selected by San Jose in the 2005 NHL Entry Draft (5th round, 149th overall)

2005-06: Led Ottawa in scoring among defensemen, sixth overall, with 48 points (11 goals, 37 assists) in 68 games...Ranked 14th in the OHL in scoring among defensemen...Selected as a member of Team OHL, which competed against Team Russia on Nov. 28...Committed to play for RPI in 2006-07...**Playoffs:** Finished tied for 14th in the league in points among defensemen...Posted six points (a goal and five assists) in six games.

CAREER 2004-05: Second among team defensemen, and 21st among all league defensemen, with 30 points (six goals, 24 assists)...Tied for 18th in among league rookies with 30 points...Led Ottawa and tied for 14th in the league with a plus-26 plus/minus...**2003-04:** One of 16 rookies with the 67s...Spent most of the year with the Aurora Tigers (OHA).

CAREER STATISTICS								PLAYOFFS				
SEASON	CLUB	LEAGUE	GP	G	A	PTS	PIM	GP	G	A	PTS	PIM
2003-04	Ottawa	OHL	7	0	0	0	4	-	-	-	-	-
2004-05	Ottawa	OHL	68	6	24	30	44	21	0	3	3	24
2005-06	Ottawa	OHL	68	11	37	48	40	6	1	5	6	10
	Cleveland	AHL	2	0	0	0	0	-	-	-	-	-

Selected by San Jose in the 2005 NHL Entry Draft (5th round, 149th overall).

Carter Lee Right Wing

SHOOTS: Right 6-foot-1, 190 pounds

BORN: 7/2/84 in Toms River, New Jersey

Selected by San Jose in the 2003 NHL Entry Draft (9th round, 276th overall)

2005-06: Was 10th on the team in penalty minutes (21), appearing in nine of the Huskies 24 games.

CAREER 2004-05: Made collegiate debut on Oct. 9 vs. Miami (Ohio)...Picked up first collegiate point on an assist vs. Merrimack on Nov. 23...Scored first two goals of collegiate career on Jan. 15 vs. Providence...**2003-04:** Posted 45 points (19 goals, 26 assists) in 30 games with Canterbury...**2002-03:** Scored 59 points (38 goals, 21 assists) in 31 games for the Canterbury School in Connecticut.

CAREER STATISTICS								PLAYOFFS				
SEASON	CLUB	LEAGUE	GP	G	A	PTS	PIM	GP	G	A	PTS	PIM
2002-03	Canterbury	USHS	31	38	21	59	26	-	-	-	-	-
2003-04	Canterbury	USHS	30	19	26	45	40	-	-	-	-	-
2004-05	Northeastern	HE	11	2	1	3	4	-	-	-	-	-
2005-06	Northeastern	HE	9	0	1	1	21	-	-	-	-	-

Selected by San Jose in the 2003 NHL Entry Draft (9th round, 276th overall).

Tony Lucia Left Wing

SHOOTS: Left 6-foot, 165 pounds

BORN: 8/23/87 in Wayzata, Minnesota

Selected by San Jose in the 2005 NHL Entry Draft (6th round, 193rd overall)

2005-06: Was fifth on Omaha (USHL) in goals, third in assists and fourth in points...Represented Team USA in the Viking Cup and had four points (a goal and three assists) in six games...Signed a letter of intent to play at the University of Minnesota...**Playoffs:** Posted a plus-2 rating and recorded two PIM in five games.

CAREER 2004-05: Made the jump to juniors after posting 63 points (27 goals, 36 assists) in just 24 games at the high school level...Joined Omaha late in the season, appearing in 11 games and registering one goal.

CAREER STATISTICS								PLAYOFFS				
SEASON	CLUB	LEAGUE	GP	G	A	PTS	PIM	GP	G	A	PTS	PIM
2004-05	Omaha	USHL	11	1	0	1	0	-	-	-	-	-
	Wayzata	USHS	24	27	36	63	N/A	-	-	-	-	-
2005-06	Omaha	USHL	56	12	23	35	25	5	0	0	0	2
	United States	Viking Cup	6	1	3	4	6	-	-	-	-	-

Selected by San Jose in the 2005 NHL Entry Draft (6th round, 193rd overall).

David MacDonald

SHOOTS: Right 6-foot-3, 200 pounds
BORN: 4/30/85 in Halifax, Nova Scotia

Selected by San Jose in the 2004 NHL Entry Draft (7th round, 225th overall)

2005-06: Finished fifth on the squad in scoring among defensemen, posting three points, all assists, in 22 games... His two points in the first five games matched his offensive production in his previous 33 games with Harvard.

CAREER 2004-05: Made collegiate debut on Oct. 29 vs. Brown...**2003-04:** Named Most Improved Player on New England Jr. Coyotes... T-6th on team in plus/minus (plus-17).

CAREER STATISTICS								PLAYOFFS				
SEASON	CLUB	LEAGUE	GP	G	A	PTS	PIM	GP	G	A	PTS	PIM
2003-04	New England	EJHL	37	1	5	6	81	-	-	-	-	-
2004-05	Harvard	ECAC	32	0	2	2	22	1	0	0	0	0
2005-06	Harvard	ECAC	22	0	3	3	24	-	-	-	-	-

Selected by San Jose in the 2004 NHL Entry Draft (7th round, 225th overall).

Defense

Derek MacIntyre

CATCHES: Left 6-foot-2, 185 pounds

BORN: 11/1/85 in Elgin, Illinois

Selected by San Jose in the 2004 NHL Entry Draft (8th round, 234th overall)

2005-06: Posted two straight wins after his 4-2 opening night loss to New Hampshire... Finished the season with a 3-3-1 record in backup duty... Defeated the then-No. 12 ranked and back-to-back defending National Champion University of Denver in the consolation game for the Wells Fargo Denver Cup on Dec. 31.

CAREER 2004-05: Named rookie All-CCHA Honorable Mention... Made collegiate debut vs. Colgate on Oct. 9... Picked up first win on Nov. 12 vs. Connecticut... **2003-04:** Led all NAHL goaltenders in goals-against average (1.77), 2nd in wins (31), T-2nd in shutouts (four), T-4th in save percentage (.924)... Posted a 31-3-2 record in 39 games... In net for 31 of the team's 44 wins... **Playoffs:** Posted a 1-1 record in four games vs. the U.S. National Team.

CAREER STATISTICS													PLAYOFFS				
SEASON	CLUB	LEAGUE	GP	W	L	T	MINS	GA	SO	GAA	GP	W	L	MINS	GA	SO	AVG
2003-04	Soo	NAHL	39	31	3	2	2200	65	4	1.77	4	1	1	153	10	0	3.92
2004-05	Ferris State	CCHA	17	5	8	1	883	47	0	3.19	-	-	-	-	-	-	-
2005-06	Ferris State	CCHA	8	3	3	1	464	25	0	3.23	-	-	-	-	-	-	-

Selected by San Jose in the 2004 NHL Entry Draft (8th round, 234th overall).

Goaltender

John McCarthy

SHOOTS: Left 6-foot-1, 205 pounds

BORN: 8/9/86 in Boston, Massachusetts

Selected by San Jose in the 2006 NHL Entry Draft (7th round, 202nd overall)

2005-06: Scored four points (two goals, two assists) in his freshman year at Boston University.

CAREER 2004-05: Recorded 10 goals and eight assists in 60 games for Des Moines (USHL)... Tied for team lead in games played.

CAREER STATISTICS								PLAYOFFS				
SEASON	CLUB	LEAGUE	GP	G	A	PTS	PIM	GP	G	A	PTS	PIM
2004-05	Des Moines	USHL	60	8	10	18	32	-	-	-	-	-
2005-06	Boston University	HE	32	2	2	4	12	-	-	-	-	-

Selected by San Jose in the 2006 NHL Entry Draft (7th round, 202nd overall).

Left Wing

Jamie McGinn

Shoots: Left 6-foot, 180 pounds

Born: 8/5/88 in Fergus, Ontario

Selected by San Jose in the 2006 NHL Entry Draft (2nd round, 36th overall)

2005-06: Fourth on the team in points (57) and goals (26), fifth in assists (31) and third in penalty minutes (113).

CAREER 2004-05: Fourth among team rookies in points (22) and assists (12)... Third among team rookies in goals (10) and power play goals (three).

CAREER STATISTICS								PLAYOFFS				
SEASON	CLUB	LEAGUE	GP	G	A	PTS	PIM	GP	G	A	PTS	PIM
2004-05	Ottawa	OHL	59	10	12	22	35	18	4	7	11	0
2005-06	Ottawa	OHL	65	26	31	57	113	6	2	2	4	4

Selected by San Jose in the 2003 NHL Entry Draft (2nd round, 36th overall).

Left Wing

Torrey Mitchell Center

SHOOTS: Left 5-foot-11, 175 pounds

BORN: 1/30/85 in Montreal, Quebec

Selected by San Jose in the 2004 NHL Entry Draft (3rd round, 126th overall)

2005-06: Finished third in the Hockey East conference in assists (28) and ranked eighth in points (40) — led his team in both...Tied for 51st in the nation in scoring efficiency, averaging 1.05 points per game...Named to the Catamount Cup All-Tournament Team and received honorable mention among Hockey East All-Stars...Was named a co-captain for 2006-07.

CAREER 2004-05: Third on Vermont in points, fourth in goals and second in assists...Led team in PIM and plus/minus and T-1st in game-winning goals...Third among team freshmen in scoring, fourth in goals and first in assists...In ECAC, finished T-26th in points, T-13th in assists, T-25th in PPP and T-3rd overall in freshman scoring...Finished in nation's top-20 in points per game among rookies...Named ECAC Rookie of the Week on Oct. 11 and Nov. 1...Named National Player of the Week by INCH on Nov. 30 after scoring four goals in two wins, including a hat trick vs. New Hampshire on Nov. 27...Had five points (1-4-5) in three games from Dec. 19-30...**2003-04:** Collected 62 points in 37 games.

CAREER STATISTICS								PLAYOFFS				
SEASON	CLUB	LEAGUE	GP	G	A	PTS	PIM	GP	G	A	PTS	PIM
2003-04	Hotchkiss	USHSE	25	25	37	62	42	-	-	-	-	-
2004-05	Vermont	ECAC	38	11	19	30	74	-	-	-	-	-
2005-06	Vermont	ECAC	38	12	28	40	34	-	-	-	-	-

Selected by San Jose in the 2004 NHL Entry Draft (3rd round, 126th overall).

Mike Morris Right Wing

SHOOTS: Right 6-foot-1, 185 pounds

BORN: 7/14/83 in Dorchester, Massachusetts

Selected by San Jose in the 2002 NHL Entry Draft (1st round, 27th overall)

2005-06: Missed entire season due to injury.

CAREER 2004-05: All-Hockey East Second Team selection...Led Northeastern in goals (19 — college career high), power play goals (nine), game-winning goals (four), shooting percentage and shots...Was second on team in points (39 — college career high) and assists (20 — tied collegiate career high)...Among Hockey East leaders: seventh in scoring, among Top 15 in assists and power play points and T-1st in goals, game-winning goals and power play goals...**2003-04:** T-20th in Hockey East in scoring as a sophomore (30 points), 19th among HE forwards, T-8th in GW goals (three)...Led team in assists (20) and GWG, second in points and shots (113), fourth in goals (10) and T-2nd in PP goals (four)...Named to 53rd Annual Rensselaer/HSBC Holiday All Tournament Team...**2002-03:** Named to Hockey East's All-Rookie Team...Third on team in scoring and led Northeastern freshmen in all three categories (9-12-21)...Fourth on team in power play goals (three)...Scored goal in first college game Oct. 5 at Vermont...**2001-02:** Led team in scoring and ranked fourth overall in League (29-28-58) during senior season at St. Sebastian's...Served as team captain and led club to Independent School League's Keller Division title...Named ISL's Most Valuable Player...Selected as U.S. Hockey Report Prep Player of the Year...Participated in 2002 U.S. National Junior Evaluation Camp...**2000-01:** Played for Team Massachusetts at the 2000 Hockey Select-17 festival...Participated in the 2000 Hockey Night in Boston Tournament with the South Shore select team...**1999-00:** Played for Team Massachusetts at the 1999 USA Hockey Select-16 festival, capturing the silver medal.

CAREER STATISTICS							PLAYOFFS					
SEASON	CLUB	LEAGUE	GP	G	A	PTS	PIM	GP	G	A	PTS	PIM
2000-01	St. Sebastian's	USHSE	28	20	28	48	18	-	-	-	-	-
2001-02	St. Sebastian's	USHSE	31	29	29	58	26	-	-	-	-	-
2002-03	Northeastern	HE	26	9	12	21	16	-	-	-	-	-
2003-04	Northeastern	HE	34	10	20	30	14	-	-	-	-	-
2004-05	Northeastern	HE	34	19	20	39	9	-	-	-	-	-
2005-06	Northeastern	HE	Missed Season Due To Injury									

Selected by San Jose in the 2002 NHL Entry Draft (1st round, 27th overall).

Brian O'Hanley Defense

SHOOTS: Left 6-foot, 180 pounds

BORN: 12/18/84 in Quincy, Massachusetts


Selected by San Jose in the 2003 NHL Entry Draft (9th round, 267th overall)

2005-06: Tied for fifth on the team in points among defensemen with six points (two goals, four assists).

CAREER 2004-05: Named by Inside College as one of BC's impact players...Third among team D in scoring...Second among all freshmen on team in scoring...T-11th in Hockey East scoring among freshman and third among freshman D...Picked up first collegiate point on an assist Oct. 15 vs. Denver...Recorded two assists Oct. 29 vs. North Dakota...Scored first goal of career on Jan. 27 vs. Mass...Scored a goal and had two assists on Feb. 11 vs. Merrimack...Participated in annual Beanpot tournament...Had consecutive games with assists on Feb. 25-26...**Playoffs:** BC defeated Mercyhurst in first round, lost to North Dakota in second round...Assisted on the go-ahead goal in first round win over Mercyhurst...**2003-04:** Had 39 points in 26 games and led team in penalty minutes (43)...Fourth on team with plus-49 and helped team to a 20-4-2 record...**2002-03:** Posted 43 points (22 goals, 21 assists) in 23 games with Boston College High School...Named conference's Co-Most Valuable Player after leading league in scoring.

CAREER STATISTICS								PLAYOFFS				
SEASON	CLUB	LEAGUE	GP	G	A	PTS	PIM	GP	G	A	PTS	PIM
2002-03	BC High Sch.	USHSE	23	22	21	43	12	-	-	-	-	-
2003-04	Salisbury	USHSE	26	11	28	39	43	-	-	-	-	-
2004-05	Boston College	HE	33	2	10	12	16	2	0	1	1	2
2005-06	Boston College	HE	38	2	4	6	14	-	-	-	-	-

Selected by San Jose in the 2003 NHL Entry Draft (9th round, 267th overall).



PLAYERS

Two former Sharks first round draft picks (Patrick Marleau and Scott Hannan) went to Team Canada's Olympic camp in 2005.

Alex Stalock

Goaltender

CATCHES: Left 5-foot-11, 170 pounds

BORN: 7/28/87 in St. Paul, Minnesota

Selected by San Jose in the 2005 NHL Entry Draft (4th round, 112th overall)

2005-06: Named the USHL's Player of the Week on Sept. 27, for his opening night performance — stopping 41 shots in a 3-1 victory...Finished the regular season leading the USHL in wins (28) and save percentage (.931), T-3rd in shutouts (four) and ranked sixth in goals-against average (2.54)... Attended development camp for the U.S. World Jr. Team at Lake Placid...Selected as one of the goaltenders to represent the U.S. in the Viking Cup where he posted a 2-0-0-1 record, and earned an assist, leading Team USA to a third place finish... Named Goaltender of the Month by the USHL for his performance in November...Was named Top Goaltender of the Year in the USHL and named to the RBK All-USHL First Team...Signed a letter of intent to attend the University of Minnesota-Duluth...**Playoffs:** Led all goaltenders in shots faced (281), fourth in save percentage (.918) and seventh in GAA (3.18).

CAREER 2004-05: Posted a 19-9-3 mark with a 2.73 GAA in 32 games with Cedar Rapids (USHL)...**Playoffs:** Named USHL's Clark Cup Playoffs Most Valuable Player...**Other:** Acquired from Sioux Falls in July 2004 in exchange for a second round pick in the 2005 USHL Draft...Originally selected by Sioux Falls in the second round of the May 2004 USHL Draft with the 13th overall choice...Backstopped South St. Paul High to semifinal of 2004 Minnesota Class A State Tournament and was named to All-Tournament Team for his efforts...Posted 2.00 GAA and .920 save percentage in six games at USA Hockey Select 17 Festival in St. Cloud, Minn. in July 2004.

CAREER STATISTICS											PLAYOFFS						
SEASON	CLUB	LEAGUE	GP	W	L	T	MINS	GA	SO	GAA	GP	W	L	MINS	GA	SO	AVG
2004-05	Cedar Rapids	USHL	32	19	9	3	1801	82	1	2.73	9	7	2	582	14	1	1.44
2005-06	Cedar Rapids	USHL	44	28	13	3	2641	112	4	2.54	8	3	5	472	25	0	.918

Selected by San Jose in the 2005 NHL Entry Draft (4th round, 112th overall).



Sharks 2006 first round selection Ty Wishart

Ty Wishart

Defense

SHOOTS: Left 6-foot-4, 205 pounds

BORN: 5/19/88 in Belleville, Ontario

Selected by San Jose in the 2006 NHL Entry Draft (1st round, 16th overall)

2005-06: 17th among league defensemen, first among team defensemen and fifth among overall team in points (37)...Second on team in plus/minus (plus-12)...Eight-game assist streak (10 assists) from Jan. 25-Feb. 15 was the second-longest streak in the WHL.

CAREER 2004-05: T-1st on team in points (eight) among rookies...First among team rookies in assists (seven).

CAREER STATISTICS								PLAYOFFS				
SEASON	CLUB	LEAGUE	GP	G	A	PTS	PIM	GP	G	A	PTS	PIM
2004-05	Prince George	WHL	58	1	7	8	41	-	-	-	-	-
2005-06	Prince George	WHL	70	5	32	37	68	5	0	0	0	4

Selected by San Jose in the 2006 NHL Entry Draft (1st round, 16th overall).

Steven Zalewski

Center

SHOOTS: Left 6-foot, 185 pounds

BORN: 8/20/86 in Utica, New York

Selected by San Jose in the 2004 NHL Entry Draft (5th round, 153rd overall)

2005-06: Finished the season tied for eighth on the team in scoring with 22 points (nine goals, 13 assists) in 35 games...Ranked fourth in the conference in power play goals (eight)...One of nine players drafted on the Golden Knights roster.

CAREER 2004-05: Finished season as team's leading freshman scorer and T-3rd on team in points and power play goals, second in goals and fourth in PIM...Was 11th in ECAC in scoring among rookies and second in goals... Scored first collegiate goal Oct. 9 vs. UMass...Named to ECAC Weekly Honor Roll on Nov. 29...**2003-04:** Collected 66 points in 40 games with Northwood Prep.

CAREER STATISTICS								PLAYOFFS				
SEASON	CLUB	LEAGUE	GP	G	A	PTS	PIM	GP	G	A	PTS	PIM
2003-04	Northwood	USHSE	40	32	34	66	22	-	-	-	-	-
2004-05	Clarkson	ECAC	39	12	7	19	60	-	-	-	-	-
2005-06	Clarkson	ECAC	35	9	13	22	50	-	-	-	-	-

Selected by San Jose in the 2004 NHL Entry Draft (5th round, 153rd overall).

CLEVELAND BARONS 2005-06 TEAM STATISTICS

NO	PLAYER	POS	GP	G	A	PTS	+-	PIM	PP	SH	GW	GT	FG	OT	UG	SHOTS	PCT
23	Hernessy, Josh	C	80	24	39	63	-25	60	4	0	1	0	2	0	0	170	14.1
18	XRissmiller, P.	LW	68	15	37	52	-12	30	8	0	2	0	3	0	0	185	8.1
37	Iggulden, Mike	RW	77	22	26	48	-25	57	11	1	3	0	3	0	1	161	13.7
	XBernier, Steve	RW	49	20	23	43	-2	33	11	0	6	0	2	0	1	144	13.9
8	Stafford, Garrett	D	80	11	28	39	-19	86	6	2	2	0	4	0	0	168	6.5
26	Kaspar, Lukas	LW	76	14	22	36	-18	88	2	2	2	0	4	0	2	110	12.7
22	Clowe, Ryane	LW	35	13	21	34	-22	35	7	1	1	0	2	0	0	67	19.4
14	Joseph, Shane	RW	75	11	20	31	-17	18	2	0	0	0	3	0	0	94	11.7
2	Carkner, Matt	D	69	10	21	31	-16	202	3	0	2	0	2	1	0	140	7.1
24	Plihal, Tomas	C	74	11	19	30	-18	53	7	2	0	0	1	0	2	136	8.1
	DiLauro, Ray	D	49	5	19	24	-13	33	3	0	1	0	0	0	0	109	4.6
20	Cavanagh, Tom	C	62	10	11	21	-28	36	5	0	3	0	1	0	1	78	12.8
17	Pruddett, Josh	C	76	9	12	21	-14	46	1	0	1	0	2	0	1	118	7.6
4	Conboy, Tim	D	78	6	14	20	-33	124	4	0	0	0	0	0	0	146	4.1
	XStevenson, G.	F	17	8	8	16	-1	8	3	0	0	0	2	0	0	53	15.1
12	Valette, Craig	LW	69	5	6	11	-6	95	1	0	0	0	2	0	0	86	5.8
1	Armstrong, Riley	RW	64	4	5	9	-13	67	0	0	0	0	0	0	0	91	4.4
	XMurray, Doug	D	20	1	7	8	-8	37	0	0	1	0	0	0	0	33	3.0
57	Power, Aaron	D	50	4	3	7	-6	43	1	0	0	0	0	0	0	41	9.8
3	Staubitz, Brad	D	71	0	6	6	-32	245	0	0	0	0	0	0	0	55	0.0
7	XGorges, Josh	D	18	2	3	5	1	12	0	0	0	0	0	0	0	27	7.4
	Xinsana, Jon	D	5	0	0	0	-4	6	0	0	0	0	0	0	0	4	0.0
	(TOTALS)	D	13	1	2	3	-3	12	0	0	0	0	0	0	0	10	10.0
	XHeid, Chris	D	4	0	2	2	-4	8	0	0	0	0	0	0	0	2	0.0
	(TOTALS)	D	8	0	3	3	-6	22	0	0	0	0	0	0	0	6	0.0
	XMurphy, Cory	D	6	1	1	2	0	14	1	0	0	0	0	0	0	14	7.1
39	Olson, Glenn	LW	34	1	1	2	-8	118	0	0	0	0	1	0	0	10	10.0
	Schaefer, Nolan	G	36	0	2	2	0	2	0	0	0	0	0	0	0	0	0.0
	Leisenring, Brady	F	3	1	0	1	-2	0	0	0	0	0	0	0	0	5	20.0
	XKearns, Bracken	F	1	0	1	1	0	0	0	0	0	0	0	0	0	1	0.0
	Christian, Jeff	LW	3	0	1	1	-1	6	0	0	0	0	0	0	0	2	0.0
10	XMcGregor, Tyler	F	5	0	1	1	-1	2	0	0	0	0	0	0	0	10	0.0
	Lloyd, Darryl	C	5	0	1	1	-3	6	0	0	0	0	0	0	0	7	0.0
	XCampbell, Ed	D	12	0	1	1	1	45	0	0	0	0	0	0	0	8	0.0
	XHolden, Jamie	G	14	0	1	1	0	2	0	0	0	0	0	0	0	0	0.0
	XMartin, Joel	G	1	0	0	0	0	0	0	0	0	0	0	0	0	0	0.0
	XSmith, Matt	D	1	0	0	0	0	0	0	0	0	0	0	0	0	0	0.0
	XToskala, Vesa	G	1	0	0	0	0	0	0	0	0	0	0	0	0	0	0.0
	XLang, Jeff	D	1	0	0	0	0	2	0	0	0	0	0	0	0	1	0.0
	XDeschamps, Matt	D	2	0	0	0	0	4	0	0	0	0	0	0	0	0	0.0
6	Joslin, Derek	D	2	0	0	0	-3	0	0	0	0	0	0	0	0	0	0.0
	XJohnson, Trevor	D	3	0	0	0	-1	5	0	0	0	0	0	0	0	1	0.0
	XTorney, Peter	D	4	0	0	0	-1	6	0	0	0	0	0	0	0	1	0.0
25	Spang, Dan	D	8	0	0	0	-4	8	0	0	0	0	0	0	0	13	0.0
	XAdams, John	D	3	0	0	0	-1	10	0	0	0	0	0	0	0	0	0.0
	(TOTALS)	D	13	0	0	0	-4	16	0	0	0	0	0	0	0	5	0.0
32	Patzold, Dimitri	G	33	0	0	0	0	6	0	0	0	0	0	0	0	0	0.0
	BENCH		80					24									
BARONS			80	210	362	572		1682	80	8	27	0	34	1	8	2291	9.2
OPPONENTS			80	302	518	820		1775	100	21	51	0	45	2	13	2457	12.3

PLAYERS

NO	PLAYER	GPI	MIN	AVG	W	L	SOL	EN	SHO	SOG	SOA	GA	SAVES	SPCT
	XToskala, Vesa	1	65:00	0.00	0	0	1	0	1	2	4	0	16	1.000
	Schaefer, Nolan	36	2058:28	3.44	12	21	2	4	2	5	16	118	928	.887
	XHolden, Jamie	14	753:31	3.50	5	7	0	2	0	0	5	44	372	.894
32	Patzold, Dimitri	33	1875:40	3.97	10	21	0	3	0	0	0	124	819	.869
	XMartin, Joel	1	59:55	4.01	0	1	0	0	0	0	0	4	20	.833
BARONS		80	4830:38	3.75	27	53	3	9	2	7	25	302	2155	.877
OPPONENTS		80	4830:38	2.61	53	27	2	9	7	6	25	210	2083	.909

X - No longer on Team


SHARKS 2006-07 RESERVE LIST

LEFT WING	HT	WT	S	BORN	BIRTHPLACE	2005-06 TEAM	LGE	GP	G	A	PTS	PIM	ACQ
Mark Bell	6-4	210	L	8/5/80	St. Paul's, Ontario	Chicago	NHL	82	25	23	48	107	TR/06
Ryane Clowe	6-2	215	L	9/30/82	St. John's, New Foundland	San Jose	NHL	18	0	2	2	9	ED/01
						Cleveland	AHL	35	13	21	34	35	
Mathieu Darche	6-1	210	L	11/26/76	Montreal, Quebec	Duisburg	DEL	52	12	13	25	88	FA/06
P.J. Fenton	5-11	180	L	8/26/85	Springfield, Massachusetts	U-Mass Amherst	HE	35	5	12	17	61	ED/05
Tony Lucia	6-0	165	L	8/23/87	Wayzata, Minnesota	Omaha	USHL	56	12	23	35	25	ED/05
Jamie McGinn	6-0	180	L	8/5/88	Oakville, Ontario	Ottawa	OHL	65	26	31	57	113	ED/06
Milan Michalek	6-2	220	L	12/7/84	Jidrichov Hradec, Czech Rep.	San Jose	NHL	81	17	18	35	45	ED/03
Ville Nieminen	6-1	200	L	4/6/77	Tampere, Finland	San Jose	NHL	22	3	4	7	10	TR/06
						New York Rangers	NHL	48	5	12	17	53	
						Olympic Nat. Team	Finland	8	0	1	1	4	
Glenn Olson	6-4	220	L	5/1/84	Fort McNeil, British Columbia	Cleveland	AHL	34	1	1	2	118	FA/03
						Fresno	ECHL	17	0	1	1	67	
Patrick Rissmiller	6-4	205	L	10/26/78	Belmont, Massachusetts	San Jose	NHL	18	3	3	6	8	FA/02
						Cleveland	AHL	68	15	37	52	30	

CENTER	HT	WT	S	BORN	BIRTHPLACE	2005-06 TEAM	LGE	GP	G	A	PTS	PIM	ACQ
Curtis Brown	6-0	195	L	2/12/76	Unity, Saskatchewan	Chicago	NHL	71	5	10	15	38	FA/06
Tom Canavanagh	5-10	180	L	3/24/82	Warwick, Rhode Island	Cleveland	AHL	62	10	11	21	36	ED/01
Marcel Goc	6-1	205	L	8/24/83	Calv, Germany	San Jose	NHL	81	8	14	22	22	ED/01
					Olympic Nat. Team	Germany	5	1	0	1	0		
Kai Hospelt	6-1	190	L	8/23/85	Cologne, Germany	Koln	DEL	47	5	5	10	12	ED/03
Alexander Hult	6-1	200	R	11/19/84	Falun, Sweden	Mora J20	Sweden	4	3	2	5	27	ED/03
						HK Dmitrov	Russia	24	4	6	10	16	
Michal Macho	6-1	170	R	1/17/82	Martin, Slovakia	HC Slovan	Slovakia	49	10	5	15	10	ED/00
Patrick Marleau	6-2	220	L	9/15/79	Aneroid, Saskatchewan	San Jose	NHL	82	34	52	86	26	ED/97
John McCarthy	6-1	205	L	8/9/86	Boston, Massachusetts	Boston U.	HE	32	2	2	4	12	ED/06
Torrey Mitchell	5-11	175	R	1/30/85	Montreal, Quebec	Vermont	ECAC	38	12	28	40	34	ED/04
Joe Pavelski	5-11	195	L	7/11/84	Plover, Wisconsin	Wisconsin	WCHA	43	23	33	56	32	ED/03
Tomas Pihlhal	6-1	195	L	3/28/83	Frydlant, Czech Republic	Cleveland	AHL	74	11	19	30	53	ED/01

Mark Smith	5-10	215	L	10/24/77	Edmonton, Alberta	San Jose	NHL	80	9	15	24	97	ED/97
Joe Thornton	6-4	225	L	7/2/79	London, Ontario	San Jose	NHL	58	20	72	92	55	TR/05
						Boston	NHL	23	9	24	33	6	
						Olympic Nat. Team	Canada	6	1	2	3	0	
Craig Valette	6-0	200	L	10/7/82	Shellbrook, Saskatchewan	Cleveland	AHL	69	5	6	11	95	FA/03
Steven Zalewski	6-0	185	L	8/20/86	Utica, New York	Clarkson	ECAC	35	9	13	22	50	ED/04

RIGHT WING	HT	WT	S	BORN	BIRTHPLACE	2005-06 TEAM	LGE	GP	G	A	PTS	PIM	ACQ
Riley Armstrong	5-11	185	R	11/8/84	Saskatoon, Saskatchewan	Cleveland	AHL	64	4	5	9	67	FA/04
Jay Bariball	5-10	165	R	5/27/87	Prior Lake, Minnesota	Sioux Falls	USHL	13	5	7	12	2	ED/06
Steve Bernier	6-2	230	R	3/31/85	Quebec City, Quebec	San Jose	NHL	39	14	13	27	35	ED/03
						Cleveland	AHL	49	20	23	43	33	
Jonathan Cheechoo	6-1	190	R	7/15/80	Moose Factory, Ontario	San Jose	NHL	82	56	37	93	58	ED/98
Mike Grier	6-1	220	R	1/5/75	Detroit, Michigan	Buffalo	NHL	81	7	16	23	28	FA/06
Mike Igoulden	6-3	215	R	11/9/82	St. Catharines, Ontario	Cleveland	AHL	77	22	26	48	57	FA/06
Lukas Kaspar	6-2	200	R	9/23/85	Most, Czech Republic	Cleveland	AHL	76	14	22	36	88	ED/04
Alexander Korolyuk	5-9	190	L	1/15/76	Moscow, Russia	Vityaz Chekov	Russia	45	19	19	38	80	ED/94
						Olympic Nat. Team	Russia	6	1	1	2	6	
Carter Lee	6-1	190	R	7/2/84	Toms River, New Jersey	Northeastern	HE	9	0	1	1	21	ED/03
Graham Mink	6-3	220	R	5/21/79	Stowe, Vermont	Washington	NHL	3	0	0	0	0	FA/06
						Hershey	AHL	43	21	19	40	50	
Mike Morris	6-1	185	R	7/14/83	Dorchester, Massachusetts	Northeastern	HE	0	0	0	0	0	ED/02
Scott Parker	6-5	230	R	1/29/78	Hanford, California	San Jose	NHL	10	1	0	1	38	TR/03
Ashton Rome	6-1	205	R	12/31/85	Nesbitt, Manitoba	Kamloops	WHL	51	19	28	47	103	ED/06
						Red Deer	WHL	14	11	6	17	27	
Devin Setoguchi	6-0	185	R	1/1/87	Taber, Alberta	Saskatoon	WHL	65	36	47	83	69	ED/05
Grant Stevenson	6-0	175	R	10/15/81	Spruce Grove, Alberta	San Jose	NHL	47	10	12	22	14	FA/03
						Cleveland	AHL	17	8	8	16	8	
Jonathan Tremblay	6-3	240	R	3/3/84	Fauquier, Ontario	Toledo	ECHL	1	0	0	0	0	ED/03
						Kalamazoo	UHL	8	0	0	0	20	
						Quad City	UHL	37	0	2	2	62	



DEFENSE	HT	WT	S	BORN	BIRTHPLACE	2005-06 TEAM	LGE	GP	G	A	P	PIM	ACQ
Mathieu Biron	6-6	230	R	4/29/80	Lac-St. Charles, Quebec	Washington	NHL	52	4	9	13	50	FA/06
Matthew Carle	6-0	180	L	9/25/84	Anchorage, Alaska	San Jose	NHL	12	3	3	6	14	ED/03
						Denver	WCHA	39	11	42	53	58	
William Colbert	6-2	205	L	2/6/85	Arnprior, Ontario	St. Francis Xavier	CAN	28	3	8	11	10	ED/05
Rob Davison	6-3	220	L	5/1/80	St. Catharines, Ontario	San Jose	NHL	69	1	5	6	76	ED/98
James DeLory	6-4	215	R	3/3/88	Scarborough, Ontario	Oshawa	OHL	67	6	26	32	136	ED/06
Christian Ehrhoff	6-2	200	L	7/6/82	Moers, Germany	San Jose	NHL	64	5	18	23	32	ED/01
						Olympic Nat. Team	Ger.	5	1	1	2	4	
Jim Fahey	6-0	200	R	5/11/79	Boston, Massachusetts	San Jose	NHL	21	0	2	2	14	ED/98
Scott Ferguson	6-1	195	L	1/6/73	Camrose, Alberta	Minnesota	NHL	15	0	0	0	22	FA/06
						Houston	AHL	46	5	8	13	105	
Josh Gorges	6-1	190	L	8/14/84	Kelowna, British Columbia	San Jose	NHL	49	0	6	6	31	FA/02
						Cleveland	AHL	18	2	3	5	12	
Scott Hannan	6-1	220	L	1/23/79	Richmond, British Columbia	San Jose	NHL	81	6	18	24	58	ED/97
Christian Jensen	6-3	190	R	1/6/86	Brooklyn, New York	Waterloo	USHL	18	1	4	5	14	ED/04
						Chicago	USHL	24	0	4	4	8	
Derek Joslin	6-1	180	L	3/17/87	Richmond Hill, Ontario	Ottawa	OHL	68	11	37	48	40	ED/05
David MacDonald	6-3	200	R	4/30/85	Halifax, Nova Scotia	Harvard	ECAC	22	0	3	3	24	ED/04
Kyle McLaren	6-4	225	L	6/18/77	Humboldt, Saskatchewan	San Jose	NHL	77	2	21	23	66	TR/03
Doug Murray	6-3	240	L	3/12/80	Bromma, Sweden	San Jose	NHL	34	0	1	1	27	ED/99
						Cleveland	AHL	20	1	7	8	37	
Brian O'Hanley	6-0	180	L	12/18/84	Quincy, Massachusetts	Boston College	HE	40	2	4	6	14	ED/03
Dan Spang	6-0	205	L	8/16/83	Winchester, Massachusetts	Cleveland	AHL	8	0	0	0	8	ED/02
						Boston Univ.	HE	42	10	22	32	14	
Garrett Stafford	6-0	195	R	1/28/80	Los Angeles, California	Cleveland	AHL	80	11	28	39	86	FA/03
Brad Staubitz	6-1	210	R	7/28/84	Bright's Grove, Ontario	Cleveland	AHL	71	0	6	6	245	FA/05
Patrick Traverse	6-4	210	R	3/14/74	Montreal, Quebec	Dallas	NHL	1	0	0	0	0	FA/06
						Iowa	AHL	40	3	21	24	16	
Marc-Edouard Vlasic	6-1	190	L	3/30/87	Montreal, Quebec	Quebec	QMJHL	66	16	57	73	57	ED/05
Ty Wishart	6-4	205	L	5/19/88	Belleville, Ontario	Prince George	WHL	70	5	32	37	68	ED/06

GOALTENDER	HT	WT	C	BORN	BIRTHPLACE	2005-06 TEAM	LGE	GP	MIN	GAA	W-L-T	SO	GA	ACQ
Taylor Dakers	6-1	165	L	9/14/86	Richmond, British Columbia	Kootenay	WHL	47	2671	2.11	30-15-18	94	ED/05	
Thomas Greiss	6-1	190	L	1/29/86	Koln, Germany	Koln	DEL	27	1560	2.46	—	1	64	ED/04
						Olympic Nat. Team	Germany	1	—	5.00	—	0	5	
Derek MacIntyre	6-2	185	L	1/1/85	Elgin, Illinois	Ferris State	CCHA	8	464	3.19	3-3-1	0	25	ED/04
Erneni Nabokov	6-0	200	L	7/25/75	Kamenogorsk, Kazakhstan	San Jose	NHL	45	2575	3.10	16-19-7	1	133	ED/94
						Olympic Nat. Team	Russia	6	—	1.34	—	3	8	
Dimriti Patzold	6-0	195	L	2/3/83	Kamenogorsk, Kazakhstan	Cleveland	AHL	33	1875	3.97	10-21-0	0	124	ED/01
Nolan Schaefer	6-2	195	R	1/5/80	Yellow Grass, Saskatchewan	San Jose	NHL	7	352	1.88	5-1-0	1	11	ED/00
						Cleveland	AHL	36	2058	3.44	12-21-22	0	118	
Alex Stalock	5-11	170	L	7/28/87	St. Paul, Minnesota	Cedar Rapids	USHL	44	2641	2.54	28-13-34	0	112	DN/05
						USA	Viking Cup	3	187	2.57	2-0-1	0	8	
Vesa Toskala	5-10	195	L	5/20/77	Tampere, Finland	San Jose	NHL	37	2039	2.56	23-7-4	2	87	ED/95
						Cleveland	AHL	1	65	0.00	0-0-1	1	0	

Acquired:

ED/YR= Entry Draft/Year Drafted FA/YR= Free Agent/Year Signed SD/YR= Supplemental Draft/Year Drafted

TR/YR= Through Trade/Year Acquired WA/YR= Via Waivers/Year Acquired WD/Year= Waiver Draft/Year Acquired

DRAFT HISTORY

ENTRY DRAFTS

June 24, 2006					
Round	Overall	Vancouver, British Columbia — General Motors Place		2005-06 Club (League)	Country of Birth
		Name	Position		
1 (from MTL)	16	Ty Wishart	Defense	Prince George (WHL)	Canada
2 (from CBJ)	36	Jamie McGinn	Left Wing	Ottawa (OHL)	Canada
4 (from NYI)	98	James DeLory	Defense	Oshawa (OHL)	Canada
5	143	Ashton Rome	Right Wing	Kamloops/Red Deer (WHL)	Canada
7	202	John McCarthy	Left Wing	Boston University	United States
7 (from TB)	203	Jay Barriball	Left Wing	Sioux Falls (USHL)	United States

June 30, 2005					
Round	Overall	Ottawa, Ontario — Westin Hotel		2004-05 Club (League)	Country of Birth
		Name	Position		
1 (from ATL)	8	Devin Setoguchi	Right Wing	Saskatoon (WHL)	Canada
2 (from CGY)	35	Marc-Edouard Vlasic	Defense	Quebec (QMJHL)	Canada
4	112	Alex Stalock	Goaltender	Cedar Rapids (USHL)	United States
5	140	Taylor Dakers	Goaltender	Kootenay (WHL)	Canada
5	149	Derek Joslin	Defense	Ottawa (OHL)	Canada
5 (from TB)	162	Paul (P.J.) Fenton	Forward	U-Mass Amherst (HE)	United States
6	183	William Colbert	Defense	Ottawa (OHL)	Canada
6 (from ANA)	193	Tony Lucia	Left Wing	Wayzata (USHSW)	United States

June 26-27, 2004					
Round	Overall	Raleigh, N.C. — RBC Center		2003-04 Club (League)	Country of Birth
		Name	Position		
1 (from DAL)	22	Lukas Kaspar	Right Wing	Litvinov (Czech)	Czech Republic
3 (from BOS)	94	Thomas Griess	Goaltender	Kolner Haie (Germany)	Germany
4 (from BOS)	126	Torrey Mitchell	Center	Hotchkiss Prep. (USHSE)	United States
4 (from BOS)	129	Jason Churchill	Goaltender	Halifax (QMJHL)	Canada
5 (from DAL)	153	Steven Zalewski	Center	Northwood Prep (USHSE)	United States
7 (from FLA)	201	Michael Vernace	Defenseman	Brampton (OHL)	Canada
7	225	David MacDonald	Defenseman	New England (EJHL)	United States
8 (from FLA)	234	Derek MacIntyre	Goaltender	Soo (NAHL)	United States
9 (from BOS)	288	Brian Mahoney-Wilson	Goaltender	Catholic Memorial (USHSE)	United States
9	289	Christian Jensen	Defenseman	New Jersey Jr. (Indep. Jr.)	United States

June 21-22, 2003					
Round	Overall	Nashville, Tenn. — Gaylord Entertainment Center		2002-03 Club (League)	Country of Birth
		Name	Position		
1	6	Milan Michalek	Right Wing	Budejovice (Czech)	Czech Republic
1 (from BOS)	16	Steve Bernier	Right Wing	Moncton (QMJHL)	Canada
2 (from NYR)	43	Joshua Hennessy	Center	Quebec (QMJHL)	Canada
2 (from CGY)	47	Matthew Carle	Defenseman	River City (USHL)	United States
5 (from PIT)	139	Patrick Ehelechner	Goaltender	Hannover (Germany)	Germany
7 (from FLA)	201	Jonathan Tremblay	Right Wing	Acadie-Bathurst (QMJHL)	Canada
7 (from PHI)	205	Joe Pavelski	Center	Waterloo (USHL)	United States
7	216	Kai Hospelt	Center	Kolner Haie (Germany)	German
8	236	Alexander Hult	Center	HV 71 Jonkoping (Sweden)	Sweden
9	267	Brian O'Hanley	Defenseman	BC High School (USHSE)	United States
9 (from CHI)	276	Carter Lee	Right Wing	Canterbury (USHSE)	United States

June 22-23, 2002					
Round	Overall	Toronto, Ontario — Air Canada Centre		2001-02 Club (League)	Country of Birth
		Name	Position		
1	27	Mike Morris	Right Wing	St. Sebastian's (USHS)	United States
2 (from TB)	52	Dan Spang	Defense	Winchester (USHS)	United States
3 (from CHI)	86	Jonas Fiedler	Right Wing	Plymouth (OHL)	Czech Republic
5	139	Kris Newbury	Center	Sarnia (OHL)	Canada
5	163	Tom Walsh	Defense	Deerfield Academy (USHS)	United States
7 (from ATL)	217	Tim Conboy	Defense	Topeka (USHL)	United States
9	288	Michael Hutchins	Defense	Des Moines (USHL)	United States



Marcel Goc was San Jose's first round selection (20th overall) in the 2001 NHL Entry Draft.

June 23-24, 2001

Sunrise, Fla. — National Car Rental Center

Round	Overall	Name	Position	2000-01 Club (League)	Country of Birth
1	20	Marcel Goc	Center	Schwennigen (German)	Germany
4 (from CHI)	106	Christian Ehrhoff	Defense	Krefeld (German)	Germany
4 (from NYR)	107	Dimitri Patzold	Goaltender	Erding (German)	Kazakhstan
5 (from BUF)	140	Tomas Plihal	Center	Liberec Jr. (Czech Jr.)	Czech Republic
6 (comp. Norton)	175	Ryane Clowe	Right Wing	Rimouski (QMJHL)	Canada
6 (from VAN)	182	Tom Cavanagh	Left Wing	Phillips-Exeter HS	United States

June 24-25, 2000

Calgary, Alberta — The Saddledome

Round	Overall	Name	Position	1999-00 Club (League)	Country of Birth
2 (from CHI)	41	Tero Määttä	Defense	Jokerit Jr. (Finland)	Finland
4 (from NYR)	104	Jon DiSalvatore	Right Wing	Providence College (Hockey East)	United States
5 (from CHI)	142	Michal Pinc	Left Wing	Rouyn Noranda (QMJHL)	Czech Republic
5 (from DET)	166	Nolan Schaefer	Goaltender	Providence College (Hockey East)	Canada
6	183	Michal Macho	Center	Martin (Slovakia Jr.)	Slovakia
8	246	Chad Wiseman	Left Wing	Mississauga (OHL)	Canada
8 (from WSH)	256	Pasi Saarinen	Defense	Ilves (Finland)	Finland

June 26, 1999

Boston, Mass. — The Fleet Center

Round	Overall	Name	Position	1998-99 Club (League)	Country of Birth
1	14	Jeff Jillson	Defense	Univ. of Michigan (CCHA)	United States
3	82	Marc Concannon	Left Wing	Winchedon High School	United States
4	111	Willie Levesque	Right Wing	Northeastern University (HE)	United States
5 (from NJ)	155	Niko Dimitrakos	Right Wing	University of Maine (HE)	United States
8	229	Eric Betournay	Center	Acadie-Bathurst (QMJHL)	Canada
8 (from OTT)	241	Doug Murray	Defense	Applecore (EJHL)	Sweden
9	257	Hannes Hyvonen	Right Wing	Espoo (Finland)	Finland

June 27, 1998

Buffalo, N.Y. — Marine Midland Arena

Round	Overall	Name	Position	1997-98 Club (League)	Country of Birth
1 (from NSH)	3	Brad Stuart	Defense	Regina (WHL)	Canada
2 (from NSH)	29	Jonathan Cheechoo	Right Wing	Bellefonte (OHL)	Canada
3 (comp. Belfour)	65	Eric LaPlante	Left Wing	Halifax (QMJHL)	Canada
4	98	Rob Davison	Defense	North Bay (OHL)	Canada
4 (from BUF)	104	Miroslav Zalesak	Right Wing	HC Nitra (Slovakia)	Slovakia
5	127	Brandon Coalter	Left Wing	Oshawa (OHL)	Canada
5 (from DAL)	145	Mikael Samuelsson	Right Wing	Sodertalje (Sweden)	Sweden
7	185	Robert Mulick	Defense	Sault Ste. Marie (OHL)	Canada
8	212	Jim Fahey	Defense	Catholic Memorial (USHSE)	United States

June 21, 1997		Pittsburgh, Pa. — Pittsburgh Civic Arena			
Round	Overall	Name	Position	1996-97 Club (League)	Country of Birth
1	2	Patrick Marleau	Center	Seattle (WHL)	Canada
1 (from CAR)	23	Scott Hannan	Defense	Kelowna (WHL)	Canada
4 (from SJ-NYR)	82	Adam Colagiaco	Right Wing	London/Oshawa (OHL)	Canada
5 (from BOS)	107	Adam Nittel	Right Wing	Erie (OHL)	Canada
7	163	Joe Dusbabek	Right Wing	Notre Dame (CCHA)	United States
8	192	Cam Severson	Left Wing	Lethbridge/Prince Albert (WHL)	Canada
9	219	Mark Smith	Center	Lethbridge	Canada

June 22, 1996		St. Louis, Mo. — Kiel Center			
Round	Overall	Name	Position	1995-96 Club (League)	Country of Birth
1	2	Andrei Zyuzin	Defense	Salavat Yulayev (Russia)	Russia
1 (from CHI)	21	Marco Sturm	Center/LW	Landshut (Germany)	Germany
3	55	Terry Friesen	Goaltender	Swift Current (WHL)	Canada
4	102	Matt Bradley	Right Wing	Kingston (OHL)	Canada
6	137	Michel Larocque	Goaltender	Boston University (HE)	Canada
7	164	Jake Deadmarsh	Defense	Kamloops (WHL)	Canada
8	191	Cory Cyrenne	Center	Brandon (WHL)	Canada
9	217	David Thibault	Left Wing	Drummondville (QMJHL)	Canada

July 8, 1995		Edmonton, Alberta — Edmonton Coliseum			
Round	Overall	Name	Position	1994-95 Club (League)	Country of Birth
1	12	Teemu Riihijarvi	Right Wing	Kiekko-Espoo Jrs. (Finland)	Finland
2	38	Peter Roed	Center	White Bear Lake (HS)	United States
3	64	Marko Makinen	Right Wing	TPS Jrs. (Finland)	Finland
4	90	Vesa Toskala	Goaltender	Ilves Jrs. (Finland)	Finland
5	116	Miikka Kiprusoff	Goaltender	TPS Jrs. (Finland)	Finland
5 (from DET)	130	Michal Bros	Center	Olomouc Jrs. (Czech)	Czech Republic
6 (from FLA)	140	Timo Hakanen	Center	Assat Jrs. (Finland)	Finland
6	142	Jaroslav Kudrna	Left Wing	Penticton (BCJHL)	Czech Republic
7 (from DAL)	167	Brad Mehalko	Right Wing	Lethbridge (WHL)	Canada
7	168	Robert Jindrich	Defense	Plezn (Czech)	Czech Republic
8	194	Ryan Kraft	Center	Minnesota (WCHA)	United States
9	220	Mikko Markkanen	Right Wing	TPS Jrs. (Finland)	Finland

June 28-29, 1994		Hartford, Conn. — Hartford Civic Center			
Round	Overall	Name	Position	1993-94 Club (League)	Country of Birth
1	11	Jeff Friesen	Left Wing	Regina (WHL)	Canada
2	37	Angel Nikolov	Defense	Litvinov (Czech)	Czech Republic
3	66	Alexei Yegorov	Center	SKA St. Petersburg (CIS)	Russia
4	89	Vaclav Varada	Left Wing	Vitkovice (Czech)	Czech Republic
5	115	Brian Swanson	Center	Omaha (USHL)	United States
6	141	Alexander Korolyuk	Center	Soviet Wings (CIS)	Russia
7	167	Sergei Gorbachev	Right Wing	Dynamo Moscow (CIS)	Russia
8	193	Eric Landry	Right Wing	Guelph (OHL)	Canada
9	219	Evgeni Nabokov	Goaltender	Torpedo UST Kamenogorsk (CIS)	Kazakhstan
10	240	Tomas Pisa	Left Wing	Pardubice Jrs. (Czech)	Czech Republic
10	245	Aniket Dhadphale	Left Wing	Marquette Electricians (AAA)	United States
11	271	David Beauregard	Left Wing	St. Hyacinthe (QMJHL)	Canada

June 26, 1993		Quebec City, Quebec — Le Colisée			
Round	Overall	Name	Position	1992-93 Club (League)	Country of Birth
1	6	Viktor Kozlov	Left Wing	Dynamo Moscow (CIS)	Russia
2	28	Shean Donovan	Right Wing	Ottawa (OHL)	Canada
2 (from HFD)	45	Vlastimil Kroupa	Defense	Litvinov (Czech)	Czech Republic
3	58	Ville Peltonen	Left Wing	IFK Helsinki (Finland)	Finland
4	80	Alexander Osadchy	Defense	CSKA Moscow (CIS)	Ukraine
5	106	Andrei Buschan	Defense	Sokol Kiev (CIS)	Ukraine
6	132	Petri Varis	Center	Ässät Pori (Finland)	Finland
6	154	Fredrik Oduya	Defense	Ottawa (OHL)	Sweden
7	158	Anatoli Filatov	Right Wing	Torpedo UST-Kamenogorsk (CIS)	Kazakhstan
8	184	Todd Holt	Right Wing	Swift Current (WHL)	Canada
9	210	Jonas Forsberg	Goaltender	Djurgarden Jrs. (Sweden)	Sweden
10	236	Jeff Salajko	Goaltender	Ottawa (OHL)	Canada
11	262	Jamie Matthews	Center	Sudbury (OHL)	Canada

June 20, 1992					
Round	Overall	Montreal, Quebec — Montreal Forum		1991-92 Club (League)	Country of Birth
		Name	Position		
1	3	Mike Rathje	Defense	Medicine Hat (WHL)	Canada
1 (from MIN)	10	Andrei Nazarov	Left Wing	Dynamo Moscow (CIS)	Russia
3	51	Alexander Cherbayev		Left Wing	Khimik Voskresensk (CIS)
					Russia
4	75	Jan Caloun	Right Wing	Litvinov (Czech)	Czech Republic
5	99	Marcus Ragnarsson	Defense	Djurgarden (Sweden)	Sweden
6	123	Michal Sykora	Defense	Tacoma (WHL)	Czech Republic
7	147	Eric Bellerose	Right Wing	Trois-Riviers (QMJHL)	Canada
8	171	Ryan Smith	Defense	Brandon (WHL)	Canada
9	195	Chris Burns	Goaltender	Thunder Bay (USHL)	Canada
10	219	Alexandr Kholomeyev	Left Wing		Izhorets (CIS)
					Russia
11	243	Victor Ignatjev	Defense	Riga Hockey Club (CIS)	Latvia
June 22, 1991					
Round	Overall	Buffalo, N.Y. — Memorial Auditorium		1990-91 Club (League)	Country of Birth
		Name	Position		
1	2	Pat Falloon	Right Wing	Spokane (WHL)	Canada
2	23	Ray Whitney	Center	Spokane (WHL)	Canada
2 (from MIN)	30	Sandis Ozolinsh	Defense	Dynamo Riga (Soviet Elite)	Latvia
3	45	Dody Wood	Center	Seattle (WHL)	Canada
4	67	Kerry Toporowski	Defense	Spokane (WHL)	Canada
5	89	Dan Ryder	Goaltender	Sudbury (OHL)	Canada
6	111	Fredrick Nilsson	Center	Vasteras (Sweden)	Sweden
7	133	Jaroslav Otevrel	Left Wing	Zlin (Czech)	Czech Republic
8	155	Dean Grillo	Right Wing	Warroad, Minn. (H.S.)	United States
9	177	Corwin Saurdiff	Goaltender	Waterloo (USHL)	United States
10	199	Dale Craigwell	Center	Oshawa (OHL)	Canada
11	221	Aaron Kriss	Defense	Cranbrook, Mich. (H.S.)	United States
12	243	Mikhail Kravets	Right Wing	SKA Leningrad (Soviet Elite)	Russia

SUPPLEMENTAL DRAFTS

June 25, 1993		
Name	Position	1992-93 Club (League)
Dean Sylvester	Right Wing	Kent State University (CCHA)
June 19, 1992		
Name	Position	1991-92 Club (League)
Brian Konowalchuk	Center	U. of Denver (WCHA)
June 21, 1991		
Name	Position	1990-91 Club (League)
Jeff McLean	Center	North Dakota (WCHA)
Mark Beaufait	Center	N. Michigan (WCHA)

WAIVER DRAFTS

September 30, 1996			
Round	Name	Position	Claimed From
1	Rob DiMaio	Center/Right Wing	Philadelphia
October 4, 1992			
Round	Name	Position	Claimed From
1	Yvon Corriveau	Left Wing	Hartford
2	Igor Larionov	Center	Vancouver

PLAYERS LOST IN WAIVER DRAFTS

Name	Position	Claimed By	Date
Rob Gaudreau	RW	Ottawa	January 18, 1995

DISPERSAL DRAFT — MAY 30, 1991

Name	Position	1990-91 Club (League)
Shane Churla	Right Wing	Minnesota (NHL)
Brian Hayward	Goaltender	Minnesota (NHL)
Neil Wilkinson	Defense	Minnesota (NHL)
Rob Zettler	Defense	Minnesota (NHL)
Ed Courtenay	Right Wing	Kalamazoo (IHL)
Kevin Evans	Left Wing	Kalamazoo (IHL)
Link Gaetz	Defense	Kalamazoo (IHL)
Dan Keczer	Defense	Kalamazoo (IHL)
Dean Kolstad	Defense	Kalamazoo (IHL)
Peter Lappin	Right Wing	Kalamazoo (IHL)
Pat MacLeod	Defense	Kalamazoo (IHL)
Mike McHugh	Left Wing	Kalamazoo (IHL)
Jarmo Myllys	Goaltender	Kalamazoo (IHL)
J.F. Quintin	Left Wing	Kalamazoo (IHL)
Scott Cashman	Goaltender	Boston University (Hockey East)
Murray Garbutt	Center	Spokane (WHL)
Rob Gaudreau	Right Wing	Providence College (Hockey East)
Arturs Irbe	Goaltender	Dynamo Riga (Soviet Elite)
Shaun Kane	Defense	Providence College (Hockey East)
Larry Olimb	Center	U. of Minnesota (WCHA)
Tom Pederson	Defense	U. of Minnesota (WCHA)
Bryan Schoen	Goaltender	U. of Denver (WCHA)
John Weisbrod	Center	Harvard (ECAC)
Doug Zmolek	Defense	U. of Minnesota (WCHA)

San Jose also obtained Minnesota's second-round selection (30th overall) in 1991 Entry Draft, and Minnesota's first-round selection (10th overall) in 1992 Entry Draft.

EXPANSION DRAFT — MAY 30, 1991

Name	Position	Selected From
Jeff Hackett	Goaltender	N.Y. Islanders
Jayson More	Defenseman	Montreal
Rick Lessard	Defenseman	Calgary
Bob McGill	Defenseman	Chicago
Tim Kerr	Right Wing	Philadelphia
Jeff Madill	Right Wing	New Jersey
David Bruce	Left Wing	St. Louis
Greg Paslawski	Right Wing	Buffalo
Bengt Gustafsson	Center	Detroit
Craig Cox	Left Wing	Vancouver

PLAYERS LOST IN EXPANSION DRAFTS

Player	Position	Date Selected	Team
Robin Bawa	Right Wing	June 24, 1993	Anaheim
David Williams	Defenseman	June 24, 1993	Anaheim
Al Iafate	Defenseman	June 26, 1998	Nashville
Alexei Yegorov	Right Wing	June 25, 1999	Atlanta
Michal Bros	Center	June 23, 2000	Minnesota
Chris Armstrong	Defenseman	June 23, 2000	Minnesota



**2005-06
IN REVIEW**

2005-06 FINAL STANDINGS

EASTERN CONFERENCE

NORTHEAST DIVISION		GP	W	L	OTL	GF	GA	PTS
OTTAWA	(1)	82	52	21	9	314	211	113
BUFFALO	(4)	82	52	24	6	281	239	110
MONTREAL	(7)	82	42	31	9	243	247	93
TORONTO	(9)	82	41	33	8	257	270	90
BOSTON	(13)	82	29	37	16	230	266	74
ATLANTIC DIVISION		GP	W	L	OTL	GF	GA	PTS
NEW JERSEY	(3)	82	46	27	9	242	229	101
PHILADELPHIA	(5)	82	45	26	11	267	259	101
N.Y. RANGERS	(6)	82	44	26	12	257	215	100
N.Y. ISLANDERS	(12)	82	36	40	6	230	278	78
PITTSBURGH	(15)	82	22	46	14	244	316	58
SOUTHEAST DIVISION		GP	W	L	OTL	GF	GA	PTS
CAROLINA	(2)	82	52	22	8	294	260	112
TAMPA BAY	(8)	82	43	33	6	252	260	92
ATLANTA	(10)	82	41	33	8	281	275	90
FLORIDA	(11)	82	37	34	11	240	257	85
WASHINGTON	(14)	82	29	41	12	237	306	70

WESTERN CONFERENCE

CENTRAL DIVISION		GP	W	L	OTL	GF	GA	PTS
DETROIT	(1)	82	58	16	8	305	209	124
NASHVILLE	(2)	82	49	25	8	259	227	106
COLUMBUS	(13)	82	35	43	4	223	279	74
CHICAGO	(14)	82	26	43	13	211	285	65
ST. LOUIS	(15)	82	21	46	15	197	292	57
PACIFIC DIVISION		GP	W	L	OTL	GF	GA	PTS
DALLAS	(2)	82	53	23	6	265	218	112
SAN JOSE	(5)	82	44	27	11	266	242	99
ANAHEIM	(6)	82	43	27	12	254	229	98
LOS ANGELES	(10)	82	42	35	5	249	270	89
PHOENIX	(12)	82	38	39	5	246	271	81
NORTHWEST DIVISION		GP	W	L	OTL	GF	GA	PTS
CALGARY	(3)	82	46	25	11	218	200	103
COLORADO	(7)	82	43	30	9	283	257	95
EDMONTON	(8)	82	41	28	13	256	251	95
VANCOUVER	(9)	82	42	32	8	256	255	92
MINNESOTA	(11)	82	38	36	8	231	215	84

BY CONFERENCE

EASTERN CONFERENCE		GP	W	L	OTL	GF	GA	PTS
OTTAWA		82	52	21	9	314	211	113
CAROLINA		82	52	22	8	294	260	112
NEW JERSEY		82	46	27	9	242	229	101
BUFFALO		82	52	24	6	281	239	110
PHILADELPHIA		82	45	26	11	267	259	101
N.Y. RANGERS		82	44	26	12	257	215	100
MONTREAL		82	42	31	9	243	247	93
TAMPA BAY		82	43	33	6	252	260	92
TORONTO		82	41	33	8	257	270	90
ATLANTA		82	41	33	8	281	275	90
FLORIDA		82	37	34	11	240	257	85
N.Y. ISLANDERS		82	36	40	6	230	278	78
BOSTON		82	29	37	16	230	266	74
WASHINGTON		82	29	41	12	237	306	70
PITTSBURGH		82	22	46	14	244	316	58
WESTERN CONFERENCE		GP	W	L	OTL	GF	GA	PTS
DETROIT		82	58	16	8	305	209	124
DALLAS		82	53	23	6	265	218	112
CALGARY		82	46	25	11	218	200	103
NASHVILLE		82	49	25	8	259	227	106
SAN JOSE		82	44	27	11	266	242	99
ANAHEIM		82	43	27	12	254	229	98
COLORADO		82	43	30	9	283	257	95
EDMONTON		82	41	28	13	256	251	95
VANCOUVER		82	42	32	8	256	255	92
LOS ANGELES		82	42	35	5	249	270	89
MINNESOTA		82	38	36	8	231	215	84
PHOENIX		82	38	39	5	246	271	81
COLUMBUS		82	35	43	4	223	279	74
CHICAGO		82	26	43	13	211	285	65
ST. LOUIS		82	21	46	15	197	292	57

05-06
IN REVIEW



2005-06 SHARKS STATISTICS

POS	NO	PLAYER	GP	A/TOI	G	A	PTS	+	PIM	PP	SH	GW	S	PCTG
C	19	JOE THORNTON (B)	23	21:33	9	24	33	0	6	3	0	2	60	15.0
		(S)	58	21:15	20	72	92	31	55	8	0	4	135	14.8
		(TTL)	81	21:20	29	96	125	31	61	11	0	6	195	14.9
R	14	J. CHEECHOO	82	19:57	56	37	93	23	58	24	2	11	317	17.7
C	12	PATRICK MARLEAU	82	19:55	34	52	86	-12	26	20	1	4	260	13.1
L	28	NILS EKMAN	77	15:12	21	36	57	20	54	5	0	2	176	11.9
D	42	TOM PREISSING	74	20:29	11	32	43	17	26	2	0	2	131	8.4
R	9	*MILAN MICHALEK	81	15:45	17	18	35	1	45	4	0	2	159	10.7
R	26	*STEVE BERNIER	39	14:08	14	13	27	4	35	2	1	1	75	18.7
C	10	ALYN MCCAULEY	76	14:14	12	14	26	-3	30	4	2	3	105	11.4
C	16	MARK SMITH	80	12:03	9	15	24	3	97	2	1	1	100	9.0
L	15	VILLE NIEMINEN (R)	48	11:38	5	12	17	10	53	0	0	2	73	6.8
		(S)	22	15:23	3	4	7	-3	10	0	1	0	41	7.3
		(TTL)	70	12:48	8	16	24	7	63	0	1	2	114	7.0
D	22	SCOTT HANNAN	81	24:34	6	18	24	7	58	2	0	1	104	5.8
D	44	C. EHRHOFF	64	17:48	5	18	23	10	32	2	0	2	124	4.0
D	4	KYLE MCLAREN	77	22:52	2	21	23	6	66	0	0	1	67	3.0
C	37	*G. STEVENSON	47	11:56	10	12	22	-7	14	5	0	2	67	14.9
C	11	*MARCEL GOC	81	11:42	8	14	22	-7	22	2	0	2	96	8.3
L	17	SCOTT THORNTON	71	13:18	10	11	21	-8	84	1	0	2	122	8.2
L	19	MARCO STURM	23	17:28	6	10	16	-8	16	3	0	0	48	12.5
R	23	NIKO DIMITRAKOS	45	11:54	4	12	16	0	26	0	0	0	66	6.1
D	7	BRAD STUART	23	23:15	2	10	12	-2	14	1	0	0	41	4.9
L	24	JOSH LANGFELD	39	11:46	2	9	11	4	16	0	1	0	53	3.8
C	15	WAYNE PRIMEAU	21	13:54	5	3	8	-6	17	1	1	1	35	14.3
D	25	*MATT CARLE	12	16:07	3	3	6	-2	14	2	0	1	11	27.3
C	34	P. RISSMILLER	18	9:21	3	3	6	1	8	1	0	1	26	11.5
D	5	ROB DAVISON	69	13:50	1	5	6	6	76	0	0	0	36	2.8
D	6	*JOSH GORGES	49	17:37	0	6	6	5	31	0	0	0	25	.0
L	29	*RYANE CLOVE	18	9:39	0	2	2	-2	9	0	0	0	14	.0
D	21	JIM FAHEY	21	12:38	0	2	2	-11	14	0	0	0	22	.0
R	27	SCOTT PARKER	10	5:38	1	0	1	3	38	0	0	0	6	16.7
D	41	*DOUG MURRAY	34	13:52	0	1	1	3	27	0	0	0	21	.0
G	35	VESA TOSKALA	37	54:34	0	1	1	0	4	0	0	0	0	.0
G	20	EVGENI NABOKOV	45	57:13	0	1	1	0	18	0	0	0	0	.0
G	31	*N. SCHAEFER	7	50:04	0	0	0	0	2	0	0	0	0	.0

NO	GOALTENDER	GP	MINS	AVG	W	L	OT	EN	SO	GA	SA	SV %	G	A	PIM
31	*N. SCHAEFER	7	352	1.88	5	1	0	1	1	11	138	.920	0	0	2
35	VESA TOSKALA	37	2039	2.56	23	7	4	1	2	87	878	.901	0	1	4
20	EVGENI NABOKOV	45	2575	3.10	16	19	7	2	1	133	1160	.885	0	1	18
S.J. TOTALS		82	4996	2.82	44	27	11	4	5	235	2180	.892			

EVGENI NABOKOV and NOLAN SCHAEFER shared a shutout vs. Buffalo on Dec. 2, 2005.

KEY: * = rookie & = traded

05-06
IN REVIEW

2005-06 STATISTICAL BREAKDOWN

SITUATIONAL RECORDS

Overall	44-27-11	Outshooting opponent	32-16-6
Home	25-9-7	Outshot	12-10-5
Road	19-18-4	Even shots	0-1-0
Last 5 games	4-1-0	vs. EASTERN CONFERENCE	9-1-0
Last 10 games	8-1-1	vs. NORTHEAST	4-1-0
Overtime (2005-06)	10-11	vs. ATLANTIC	5-0-0
Overtime (Franchise)	40-53-121	vs. SOUTHEAST	4-1-2
1-Goal Game	21-22	vs. WESTERN CONFERENCE	35-25-11
2-Goal Game	6-5	vs. CENTRAL	11-7-2
3-Goal Game	17-10	vs. PACIFIC	16-10-6
Scoring First	30-8-2	vs. NORTHWEST	8-9-3
Opponent Scoring First	14-19-9	October	6-5-1
Leading After 1 Period	20-4-0	November	2-7-3
Trailing After 1 Period	7-9-8	December	8-4-1
Tied After 1 Period	17-14-3	January	7-3-2
Leading After 2 Periods	29-2-1	February	5-2-1
Trailing After 2 Periods	5-16-4	March	8-5-2
Tied After 2 Periods	10-9-6	April	8-1-1

GOALS BY PERIOD

	1	2	3	OT	T
SHARKS	69	94	93	9	265 (3.23 avg.)
Opponents	66	74	91	4	235 (2.87 avg.)

SHOTS BY PERIOD

	1	2	3	OT	T
SHARKS	810	831	801	41	2483 (30.1 avg.)
Opponents	720	726	706	28	2180 (26.6 avg.)

POWER PLAY

	G	ATT	PCT
Overall	91	500	18.2% (12th NHL)
Home	48	257	18.7% (15th NHL)
Road	43	243	17.7% (9th NHL)

11 Short Handed Goals Allowed (17th NHL)

PENALTY KILLING

	G	TSH	PCT
Overall	77	399	80.7% (23rd NHL)
Home	36	196	81.7% (23rd NHL)
Road	41	203	79.8% (23rd NHL)

10 Short Handed Goals Scored (17th NHL)

PENALTIES

	GP	MIN	AVG
SHARKS	82	1058	12.9 (3rd NHL)

SITUATIONAL GOALS FOR AND AGAINST

	GF	GA		GF	GA
Five-on-Five	153	135	Three-on-Four	1	1
Five-on-Four	71	11	Three-on-Five	0	16
Five-on-Three	14	0	Four-on-Five	8	60
Four-on-Four	5	6	Empty Net	5	4
Four-on-Three	6	0	Penalty Shot	5	4
Three-on-Three	0	0	TOTALS	265	235

2005-06 SHARKS HOME/ROAD SCORING

POS	PLAYER	HOME					ROAD					TOTAL				
		GP	G	A	PTS	+/-	GP	G	A	PTS	+/-	GP	G	A	PTS	+/-
C	JOE THORNTON**	43	20	51	71	20	38	9	45	54	11	81	29	96	125	31
R	JONATHAN CHEECHOO	41	31	22	53	18	41	25	15	40	5	82	56	37	93	23
C	PATRICK MARLEAU	41	17	27	44	-2	41	17	25	42	-10	82	34	52	86	-12
L	NILS EKMAN	39	9	22	31	11	38	12	14	26	9	77	21	36	57	20
D	TOM PREISSING	37	5	14	19	12	37	6	18	24	5	74	11	32	43	17
R	MILAN MICHALEK*	41	11	12	23	7	40	6	6	12	-6	81	17	18	35	1
R	STEVE BERNIER*	21	8	9	17	7	18	6	4	10	-3	39	14	13	27	4
C	ALYN MCCAULEY	37	7	7	14	3	39	5	7	12	-6	76	12	14	26	-3
L	VILLE NIEMINEN**	38	6	5	11	4	32	2	11	13	3	70	8	16	24	7
C	MARK SMITH	39	4	8	12	7	41	5	7	12	-4	80	9	15	24	3
D	SCOTT HANNAN	41	2	7	9	17	40	4	11	15	-10	81	6	18	24	7
D	CHRISTIAN EHROFF	32	3	11	14	4	32	2	7	9	6	64	5	18	23	10
D	KYLE MCLAREN	38	1	10	11	7	39	1	11	12	-1	77	2	21	23	6
C	MARCEL GOC*	40	4	9	13	-4	41	4	5	9	-3	81	8	14	22	-7
C	GRANT STEVENSON*	26	3	5	8	-6	21	7	7	14	-1	47	10	12	22	-7
L	SCOTT THORNTON	34	7	9	16	7	37	3	2	5	-15	71	10	11	21	-8
C	PATRICK RISSMILLER*	8	2	0	2	-2	10	1	3	4	3	18	3	3	6	1
D	MATT CARLE*	6	2	1	3	-2	6	1	2	3	0	12	3	3	6	-2
D	ROB DAVISON	34	1	2	3	3	35	0	3	3	3	69	1	5	6	6
D	JOSH GORGES*	26	0	4	4	7	23	0	2	2	-2	49	0	6	6	5
L	RYANE CLOWE*	9	0	0	0	-2	9	0	2	2	0	18	0	2	2	-2
D	JIM FAHEY	11	0	0	0	-4	10	0	2	2	-7	21	0	2	2	-11
D	MATT CARKNER*	1	0	1	1	0	0	0	0	0	0	1	0	1	1	0
R	SCOTT PARKER	7	1	0	1	2	3	0	0	0	1	10	1	0	1	3
D	DOUG MURRAY*	20	0	1	1	4	14	0	0	0	-1	34	0	1	1	3

KEY: * = rookie ** = J. Thornton and Nieminen statistics include games played with other teams.

NOTE: Statistics for players traded during the season are not included.

SHARKS SPECIAL TEAM SCORING

POWER PLAY	G	A	PTS	SHORT HANDED	G	A	PTS
J. Thornton*	11	40	51	McCauley	2	3	5
Marleau	20	24	44	Cheechoo	2	0	2
Cheechoo	24	17	41	Nieminen*	1	1	2
Preissing	2	20	22	Smith	1	1	2
Ekman	5	14	19	J. Thornton*	0	2	2
Ehrhoff	2	11	13	Bernier	1	0	1
Michalek	4	7	11	Hannan	0	1	1
Hannan	2	8	10	Marleau	1	0	1
Stevenson	5	4	9	Preissing	0	1	1
Bernier	2	4	6				
McCauley	4	1	5				
McLaren	0	5	5				
Smith	2	3	5				
S. Thornton	1	4	5				
Carle	2	2	4				
Goc	2	2	4				
Gorges	0	1	1				
Nieminen*	0	1	1				
Rissmiller	1	0	1				

* = J. Thornton and Nieminen statistics include games played with other teams.

NOTE: Statistics for players traded during the season are not included.

2005-06 SHARKS GAME-BY-GAME

#	DATE	TEAM	W/L/OTL	SCORE	RECORD	SJ GOALS	PP	PK	SF-SA	SJ GOALTENDER	ATT.
1	10/5/05	@ Nashville	L	2-3	0-1-0	12*, 28	0/6	3/3	24-25	NABOKOV	17,113
2	10/7/05	@ Chicago	L	3-6	0-2-0	19, 4, 9	2/8	4/7	24-26	TOSKALA, Nabokov	11,823
3	10/8/05	@ St. Louis	W	7-6	1-2-0	28, 12#, 23, 42, 23, 7, 14	1/4	5/8	39-26	NABOKOV	15,048
4	10/12/05	COLUMBUS	W	4-1	2-2-0	19, 15, 17, 15	0/8	6/6	36-27	NABOKOV	17,496+
5	10/15/05	CHICAGO	W	4-3	3-2-0	19, 14, 12, 12	2/11	6/6	44-27	NABOKOV	17,496+
6	10/17/05	@ Detroit	OT	2-3 OT	3-2-1	28, 19	1/8	4/6	28-34	NABOKOV	20,066
7	10/19/05	@ Minnesota	L	1-6	3-3-1	23	0/5	2/2	35-25	NABOKOV	18,064
8	10/21/05	@ Columbus	L	1-4	3-4-1	17	1/7	6/7	26-25	Nabokov, TOSKALA	15,388
9	10/22/05	@ Nashville	L	1-2	3-5-1	14	1/6	6/7	38-30	TOSKALA	12,668
10	10/26/05	@ Dallas	W	5-4 OT	4-5-1	11, 22, 14, 19, 12	1/6	4/4	41-23	Toskala, SCHAEFER	15,774
11	10/28/05	@ Los Angeles	W	5-4	5-5-1	12, 9, 15, 16, 14	2/8	3/4	33-25	SCHAEFER	18,118
12	10/29/05	CALGARY	W	3-2 SO	6-5-1	14, 7, 28 ¹	1/4	6/7	21-25	SCHAEFER	17,496+
13	11/2/05	NASHVILLE	W	3-2 OT	7-5-1	11, 12, 10*	1/5	2/2	36-23	SCHAEFER	16,651
14	11/4/05	@ Anaheim	W	1-0 OT	8-5-1	11	1/7	6/6	32-21	SCHAEFER	12,546
15	11/5/05	MINNESOTA	L	1-3	8-6-1	11	0/8	3/4	36-25	SCHAEFER	17,496+
16	11/8/05	@ Colorado	L	2-5	8-7-1	42, 14	0/6	3/5	33-23	TOSKALA	18,007
17	11/12/05	DALLAS	OT	2-3 SO	8-7-2	26, 10	1/7	3/4	29-22	NABOKOV	17,496+
18	11/16/05	VANCOUVER	L	1-3	8-8-2	11	0/7	2/4	26-24	NABOKOV	17,139
19	11/19/05	PHOENIX	OT	3-4 SO	8-8-3	12, 15, 42	2/10	3/4	43-21	NABOKOV	17,496+
20	11/21/05	@ Edmonton	OT	1-2 SO	8-8-4	12	1/6	5/5	22-21	NABOKOV	16,583
21	11/23/05	@ Calgary	L	2-3	8-9-4	55, 42	1/3	1/1	22-25	NABOKOV	19,289
22	11/24/05	@ Vancouver	L	2-3	8-10-4	12, 11	1/5	2/2	22-20	NABOKOV	18,630
23	11/26/05	DETROIT	L	6-7	8-11-4	19, 16, 17, 15*, 11	2/8	4/7	33-30	NABOKOV	17,496+
24	11/30/05	@ Dallas	L	1-4	8-12-4	10	0/5	4/5	18-27	NABOKOV	18,017
25	12/2/05	@ Buffalo	W	5-0	9-12-4	55, 14, 9, 23, 14	1/6	5/5	26-27	NABOKOV, Schaefer	18,007
26	12/3/05	@ Toronto	W	5-4	10-12-4	22, 12, 10, 16*, 10	2/5	5/6	27-28	TOSKALA	19,386
27	12/6/05	ATLANTA	W	5-3	11-12-4	14, 5, 19, 28, 42	2/5	4/4	26-25	TOSKALA	15,812
28	12/8/05	FLORIDA	W	6-2	12-12-4	10, 16, 16, 12, 37, 17	1/4	5/5	24-36	NABOKOV	16,007
29	12/10/05	CAROLINA	W	4-3	13-12-4	19, 14, 28, 14	1/6	1/2	39-32	NABOKOV	17,241
30	12/16/05	WASHINGTON	W	4-1	14-12-4	14, 19, 9, 10	0/6	5/5	33-26	NABOKOV	16,459
31	12/18/05	@ Anaheim	L	4-5	14-13-4	37, 12, 37, 17	1/5	4/4	34-34	NABOKOV	16,297
32	12/20/05	ANAHEIM	W	4-2	15-13-4	14, 27, 14*, 14	1/3	7/9	21-35	NABOKOV	16,172
33	12/22/05	@ Phoenix	L	1-2	15-14-4	12	0/5	4/6	21-26	NABOKOV	15,454
34	12/23/05	ST. LOUIS	OT	1-2 SO	15-14-5	28	0/5	2/2	22-28	NABOKOV	17,192
35	12/26/05	@ Los Angeles	L	3-4	15-15-5	9, 14, 14	2/5	6/9	25-30	NABOKOV	18,118
36	12/28/05	PHOENIX	L	4-5	15-16-5	14, 37, 28, 9	2/5	5/7	34-26	NABOKOV, Toskala	17,496+
37	12/30/05	COLORADO	W	5-2	16-16-5	19, 19, 17, 12, 14	2/8	2/3	43-22	TOSKALA	17,496+
38	1/5/06	COLUMBUS	W	6-3	17-16-5	14, 19, 14, 37, 44, 14	2/5	2/4	39-31	TOSKALA	15,275
39	1/7/06	LOS ANGELES	W	3-2	18-16-5	17, 12, 17	1/5	6/7	25-29	NABOKOV	17,496+
40	1/10/06	@ Boston	W	6-2	19-16-5	24, 24*, 22, 12, 14, 28	3/9	2/3	33-23	NABOKOV	17,091
41	1/12/06	@ Ottawa	W	2-0	20-16-5	12, 28	0/6	6/6	36-36	NABOKOV	19,538
42	1/14/06	@ Montreal	L	2-6	20-17-5	37, 14	1/7	1/5	25-26	NABOKOV, Toskala	21,273
43	1/16/06	TAMPA BAY	W	3-1	21-17-5	9, 4, 28	0/3	2/2	25-22	TOSKALA	17,107
44	1/19/06	EDMONTON	OT	2-3 SO	21-17-6	13, 9	1/7	5/6	29-27	TOSKALA	15,683
45	1/21/06	@ Los Angeles	W	4-3 OT	22-17-6	37, 14, 19, 12	3/8	3/4	33-18	NABOKOV	18,118
46	1/24/06	LOS ANGELES	W	4-1	23-17-6	12, 28, 9, 12 ¹	2/9	5/6	30-16	NABOKOV	16,166
47	1/26/06	ANAHEIM	L	0-2	23-18-6		0/6	4/5	24-32	NABOKOV	16,174
48	1/28/06	@ Phoenix	L	2-6	23-19-6	28, 14	0/6	5/6	36-25	Nabokov, TOSKALA	17,126
49	1/30/06	@ Dallas	OT	2-3 OT	23-19-7	10, 14	1/5	5/7	16-28	NABOKOV	17,108
50	2/1/06	@ Anaheim	W	6-4	24-19-7	14, 14, 16, 42, 14, 28 ¹	3/8	7/9	35-39	NABOKOV	16,542
51	2/2/06	MINNESOTA	OT	2-3 SO	24-19-8	17, 19	0/3	2/3	23-32	TOSKALA	15,226
52	2/4/06	ANAHEIM	L	0-2	24-20-8		0/8	5/5	35-24	NABOKOV	17,496+
53	2/6/06	CALGARY	L	3-4	24-21-8	12, 9, 14	2/9	6/8	31-29	NABOKOV	15,242
54	2/8/06	CHICAGO	W	2-1	25-21-8	12, 19	0/4	4/4	37-30	TOSKALA	15,187
55	2/10/06	DALLAS	W	6-3	26-21-8	19, 14, 14, 9, 10, 9 ¹	2/4	5/5	34-27	TOSKALA	17,496+
56	2/12/06	@ Phoenix	W	5-4 OT	27-21-8	19, 12, 28, 12, 42	2/5	1/1	24-38	TOSKALA	15,664
57	2/28/06	DETROIT	W	5-1	28-21-8	28, 14, 12, 44, 19	5/10	6/6	32-29	TOSKALA	17,496+
58	3/3/06	@ Edmonton	L	2-3	28-22-8	12, 19	0/3	4/4	21-30	TOSKALA	16,839
59	3/4/06	@ Calgary	L	0-2	28-23-8		0/6	7/7	26-20	NABOKOV	19,289
60	3/7/06	@ Anaheim	OT	4-5 OT	28-23-9	19, 14, 44, 26	1/6	2/4	48-27	NABOKOV	15,488
61	3/9/06	EDMONTON	W	5-2	29-23-9	9, 12, 19, 26, 26	0/4	3/3	31-21	TOSKALA	15,878
62	3/11/06	NASHVILLE	W	3-2 OT	30-23-9	14, 16, 44	2/10	3/4	42-19	TOSKALA	17,496+
63	3/13/06	LOS ANGELES	W	4-3	31-23-9	14*, 14, 12, 14	0/3	7/7	29-22	TOSKALA	15,684
64	3/16/06	ST. LOUIS	W	5-2	32-23-9	42, 42, 26, 14, 26	1/5	2/3	35-29	TOSKALA	16,703
65	3/18/06	DALLAS	OT	4-3 SO	32-23-10	15, 34, 9	0/5	2/4	28-22	TOSKALA	17,496+
66	3/19/06	COLORADO	W	6-5	33-23-10	42, 22, 14, 12, 12, 10	2/5	3/3	33-29	NABOKOV	17,496+
67	3/21/06	@ St. Louis	W	6-0	34-23-10	14, 26, 26, 10*, 16, 28	0/3	7/7	29-33	TOSKALA	13,941
68	3/23/06	@ Detroit	L	0-4	34-24-10		0/5	2/3	28-30	NABOKOV	20,066
69	3/25/06	@ Minnesota	W	5-1	35-24-10	14, 9, 12, 14, 25	2/7	6/6	23-25	TOSKALA	18,568
70	3/26/06	@ Chicago	W	5-4 OT	36-24-10	34, 26, 28, 16, 42	1/3	2/4	35-34	TOSKALA	10,121
71	3/28/06	@ Columbus	L	1-4	36-25-10	26	0/5	1/2	29-23	TOSKALA	16,094
72	3/30/06	PHOENIX	L	2-5	36-26-10	9, 26	0/6	3/4	29-28	NABOKOV	15,681
73	4/1/06	PHOENIX	OT	3-4 OT	36-26-11	25, 14, 22	2/6	6/7	29-36	TOSKALA	17,496+
74	4/3/06	@ Dallas	W	3-2 OT	37-26-11	12, 15*, 19	2/8	4/5	34-18	TOSKALA	17,853
75	4/5/06	@ Colorado	W	2-1	38-26-11	19, 11	0/8	2/2	32-26	TOSKALA	18,007
76	4/6/06	@ Los Angeles	W	5-0	39-26-11	14, 14, 17, 19, 26	2/7	5/5	34-14	TOSKALA	18,118
77	4/9/06	DALLAS	W	4-1	40-26-11	26, 34, 14, 12	2/10	2/3	36-22	TOSKALA	17,496+
78	4/10/06	@ Phoenix	W	3-2	41-26-11	28, 14, 14	2/7	5/5	26-25	TOSKALA	14,584
79	4/12/06	@ Vancouver	W	5-4 OT	42-26-11	37, 28, 9, 22, 44	1/5	3/6	27-24	TOSKALA	18,630
80	4/13/06	VANCOUVER	W	5-3	43-26-11	28, 14, 15, 25, 14 ¹	3/9	2/4	28-20	NABOKOV	17,496+
81	4/15/06	ANAHEIM	W	6-3	44-26-11	19, 13, 26*, 14, 28, 14 ¹	3/7	6/7	22-34	TOSKALA	17,496+
82	4/17/06	LOS ANGELES	L	0-4	44-27-11		0/5	3/5	31-29	NABOKOV	17,496+

KEY: GOALS: power play, shorthanded *, game-winning, penalty shot #, empty net ^, shootout determining goal !

DECISION: OT - game decided in overtime; SO - game decided in shootout; + = sellout (home games only)

2005-06 SEASON SUPERLATIVES

SEASON	GOALS	ALL-TIME RECORDS
7, 10/8/05 at St. Louis (7-6 W)	Most, Game	10, 2X, MR, 3/30/01 vs. Columbus (10-2 W)
0, 5X MR, 4/17/06 vs. Los Angeles (0-4 L)	Fewest, Game	0, 74X MR, 4/17/06 vs. Los Angeles (0-4 L)
7, 11/26/05 vs. Detroit (6-7 L)	Most Allowed	13, 2/10/93 at Calgary (1-13 L)
0, 5X MR, 4/6/06 at Los Angeles (5-0 W)	Fewest Allowed	0, 69X MR, 4/6/06 at Los Angeles (5-0 W)
4, 4X MR, 210/06 vs. Dallas (6-3 W), 2nd	Most, Period	6, 1/30/96 vs. Hartford (8-2 W), 2nd
6, 1/14/06 at Montreal (2-6 L), 2nd	Most Allowed, Period	8, 12/17/91 at Pittsburgh (2-10 L), 2nd
	SHOTS	
48, 3/7/06 at Anaheim (4-5 L OT)	Most, Game	50, 2/14/04 at Columbus (2-1 OT W)
18, 11/30/05 at Dallas (1-4 L)	Fewest, Game	9, 11/4/98 vs. Dallas (4-0 W)
40, 1/12/05 at Ottawa (2-0 W)	Most Faced, Game	59, 12/26/92 vs. Los Angeles (7-2 W)
14, 4/6/06 at Los Angeles (5-0 W)	Fewest Faced, Game	13, 2X MR, 3/18/97 vs. Dallas (1-3 L)
22, 10/12/05 vs. Columbus (4-1 W)	Most, Period	26, 10/4/99 vs. Chicago (7-1 W), 3rd
2, 10/7/05 at Chicago (3-6 L) 1st	Fewest, Period	0, 2X MR 2/26/98 vs. St. Louis (3-1 W), 3rd
18, 1/12/05 at Ottawa (2-0 W), 2nd	Most Faced, Period	25, 3X MR, 3/5/96 at Colorado (5-3 W), 3rd
2, 11/12/05 vs. Dallas (2-3 L SO) 2nd	Fewest Faced, Period	0, 2X MR, 11/23/02 at Pittsburgh (1-4 L), 3rd
	SPECIAL TEAMS	
5, 2/28/06 vs. Detroit (5-1, W)	Most PPG, Game	5, 2/28/06 vs. Detroit (5-1, W)
4, 1/14/06 at Montreal (2-6 L)	Most PPG Allowed, Game	5, 5X MR, 2/18/04 at Nashville (3-7 L)
1, 7X MR, 3/21/06 at St. Louis (6-0 W)	Most SHG, Game	3, 10/18/96 at Anaheim (4-1 W)
2, 1/14/06 at Montreal (2-6 L)	Most SHG Allowed, Game	2, 11X MR, 1/14/06 at Montreal (2-6 L)
12, 2X MR, 3/11/06 vs. Nashville (3-2 W OT), 62 PIM	Most Penalties For, Game	21, 1/26/93 at Los Angeles (1-7 L), 92 PIM
16, 3/11/06 vs. Nashville (3-2 W OT), 54 PIM	Most Penalties by Opp., Game	22, 2/18/93 vs. Winnipeg (5-3 W), 82 PIM
1, MR 2X, 2/12/06 at Phoenix (5-4 W), 2 PIM	Fewest Penalties For, Game	0, 2/12/02 at Edmonton (2-1 W)
3, 2X, MR, 3/26/06 at Chicago (5-4 W OT), 6 PIM	Fewest Penalties by Opp., Game	1, 10X MR, 11/30/03 at Edmonton (2-1 W), 2 PIM
62, 3/11/06 vs. Nashville (3-2 W OT), 12 penalties	Most PIM, Game	102, 2/5/97 vs. Los Angeles (3-2 W), 17 Penalties
2, 2X MR, 2/12/06 at Phoenix (5-4 W), 1 penalty	Fewest PIM, Game	0, 2/12/02 at Edmonton (3-2 W)
	OVERALL STREAKS	
8, 4/3/06 at Dallas thru 4/15/06 vs. Anaheim (8-0-0)	Longest Winning	8, 4/3/06 at Dallas thru 4/15/06 vs. Anaheim (8-0-0)
8, 4/3/06 at Dallas thru 4/15/06 vs. Anaheim (8-0-0)	Longest Unbeaten	10 games, 11/27-12/19/01 (9-0-1-0)
9, 4/1/06 vs. Phoenix thru 4/15/06 vs. Anaheim (8-0-1)	Most Games Recording a Point	10 games, 11/27-12/19/01 (9-0-1-0)
4, 11/23/05 @ Calgary thru 11/30/05 at Dallas (0-4-0)	Longest Losing in Regulation	17 games, 1/4-2/12/93 (ties NHL record)
10, 11/5/05 vs. Minnesota thru 11/30/05 at Dallas (0-7-3)	Longest Winless	20 games, 12/29/92-2/12/93, (0-19-1)
	SHARKS INDIVIDUAL	
5, J. Cheechoo (3-2=5), 4/15/06 vs. Anaheim	Most Points, Game	6, O. Nolan (3-3=6) 10/4/99 vs. Chicago (7-1 W)
3, 5X MR, J. Cheechoo (3-2=5), 4/15/06 vs. Anaheim	Most Goals, Game	4, O. Nolan (4-1=5), 12/19/95 at Anaheim
4, 4X MR, J. Thornton (0-4=4), 4/12/06 at Van. (5-4 W OT)	Most Assists, Game	4, 11X MR, J. Thornton, 4/12/06 at Van. (5-4 W OT)
	OPPONENTS INDIVIDUAL	
5, R. Lang (0-5=5), 11/26/05 vs. Detroit (6-7 L)	Most Points, Game	7, M. Lemieux (1-6=7), 12/5/92 vs. Pittsburgh (4-9 L)
3, 3X MR, S. Reinprecht (3-0=3), 4/1/06 vs. PHX (3-4 L OT)	Most Goals, Game	5, M. Ricci, 2/17/94 vs. Quebec (2-8 L)
5, R. Lang (0-5=5), 11/26/05 vs. Detroit (6-7 L)	Most Assists, Game	6, M. Lemieux, 12/5/92 vs. Pittsburgh (4-9 L)

KEY: MR = Most Recent

2005-06 SHARKS INDIVIDUAL LEADERS

POINTS	J.Thornton (125 [92 with SJ]), Cheechoo(93), Marleau (86)
GOALS	Cheechoo (56), Marleau (34), J.Thornton (29 [20 with SJ])
ASSISTS	J.Thornton (96 [72 with SJ]), Marleau (52), Cheechoo (37)
PP GOALS	Cheechoo (24), Marleau (20), J.Thornton (11 [8 with SJ])
SH GOALS	McCauley and Cheechoo (2), Marleau (1)
GW GOALS	Cheechoo (11), J.Thornton (6 [4 with SJ]), Marleau (4)
3 OR MORE GOALS	Cheechoo (5)
PENALTY MINUTES	Smith (97), J.Thornton (84 [55 with SJ]), Davison (76)
SHOTS ON GOAL	Cheechoo (317), Marleau (260), J. Thornton (195 [135 with SJ])
PLUS/MINUS	J. Thornton (+31, all w/ SJ), Cheechoo (+24), Ekman (+19)

GOALTENDERS

GAMES PLAYED	Nabokov (45), Toskala (37), Schaefer (7)
MINUTES	Nabokov (2574), Toskala (2039), Schaefer (352)
WINS	Nabokov (16), Toskala (16), Schaefer (5)
GOALS-AGAINST AVG.	Schaefer (1.88), Toskala (2.56), Nabokov (3.10)
SHUTOUTS	Toskala (2), Nabokov (1), Schaefer (1)

HAT TRICKS

SHARKS (5)

GOALS PLAYER	DATE	GAME	SCORE	GOALTENDER(S)
3 J. Cheechoo	April 15, 2006	vs. Anaheim	6-3 W	J.S. Giguere (2), I. Bryzgalov (0), ENG (1)
3 J. Cheechoo	Mar. 13, 2006	vs. Los Angeles	4-3 W	Matthieu Garon
3 J. Cheechoo	Feb. 1, 2006	at Anaheim	6-4 W	Ilya Bryzgalov
3 J. Cheechoo	Jan. 5, 2006	vs. Columbus	6-3 W	Marc Denis
3 J. Cheechoo	Dec. 20, 2005	vs. Anaheim	4-2 W	J.S. Giguere

OPPONENTS (2)

GOALS PLAYER	DATE	GAME	SCORE	GOALTENDER(S)
3 Mathieu Schneider	Nov. 26, 2005	vs. Detroit	6-7 L	Evgeni Nabokov
3 Brian Rolston	Nov. 5, 2005	vs. Minnesota	1-3 L	Nolan Schaefer (2), Empty Net (1)

SHUTOUTS

SHARKS (5)

DATE	OPPONENT	GOALTENDER	SCORE	SAVES
April 6, 2006	at Los Angeles	Vesa Toskala	5-0	14
March 21, 2006	at St. Louis	Vesa Toskala	6-0	33
Jan. 12, 2006	at Ottawa	Evgeni Nabokov	2-0	40
Dec. 2, 2005	at Buffalo	Evgeni Nabokov	5-0	20
		Nolan Schaefer		7
Nov. 4, 2005	at Anaheim	Nolan Schaefer	1-0	21

OPPONENTS (5)

DATE	OPPONENT	GOALTENDER	SCORE	SAVES
April 17, 2006	vs. Los Angeles	Jason LaBarbera	0-4	31
March 23, 2006	at Detroit	Manny Legace	0-4	28
March 4, 2006	at Calgary	Miikka Kiprusoff	0-2	26
Feb. 4, 2006	vs. Anaheim	J.S. Giguere	0-2	35
Jan. 26, 2006	vs. Anaheim	Ilya Bryzgalov	0-2	24

PENALTY SHOTS

SHARKS (4)

DATE	OPPONENT	PLAYER	GOALTENDER	RESULT	TIME	PERIOD	SCORE
Feb. 28, 2006	vs. Detroit	Nils Ekman	Manny Legace	Unsuccessful	7:06	3rd	5-1 W
Dec. 20, 2005	vs. Anaheim	J. Cheechoo	J.S. Giguere	Successful	5:16	3rd	4-2 W
Oct. 26, 2005	at Dallas	Marcel Goc	Marty Turco	Unsuccessful	17:22	1st	5-4 W
Oct. 8, 2005	at St. Louis	P. Marleau	Patrick Lalime	Successful	7:36	1st	7-6 W

OPPONENTS (2)

DATE	OPPONENT	PLAYER	GOALTENDER	RESULT	TIME	PERIOD	SCORE
Feb. 2, 2006	vs. Minnesota	M. Gaborik	Vesa Toskala	Successful	14:59	3rd	2-3 L (OT)
Oct. 29, 2005	vs. Calgary	Tony Amonte	Nolan Schaefer	Unsuccessful	9:28	1st	3-2 W


EXTRA ATTACKER GOALS

SHARKS (1)

DATE	OPPONENT	GOAL SCORER	TIME	PERIOD	FINAL SCORE
Jan. 21, 2006	at Los Angeles	Joe Thornton	19:31	3rd	4-3 W OT

OPPONENTS (4)

DATE	OPPONENT	GOAL SCORER	TIME	PERIOD	FINAL SCORE
March 26, 2006	at Chicago	Kyle Calder	18:48	3rd	5-4 W
March 11, 2006	vs. Nashville	Paul Kariya	19:49	3rd	3-2 W
Feb. 12, 2006	at Phoenix	Steven Reinprecht	16:18	3rd	5-4 W
Feb. 1, 2006	at Anaheim	Dustin Penner	19:37	3rd	4-6 W



Jonathan Cheechoo set a franchise record with five hat tricks in 2005-06.

05-06
IN REVIEW

FRANCHISE RECORDS TIED OR SET IN 2005-06

TEAM RECORDS — INDIVIDUAL

MOST POINTS IN A SINGLE SEASON — 93, Jonathan Cheechoo — 2005-06

MOST GOALS IN A SINGLE SEASON — 56, Jonathan Cheechoo — 2005-06

MOST ASSISTS IN A SINGLE SEASON — 72, Joe Thornton — 2005-06

MOST POWER PLAY GOALS IN A SEASON — 24, Jonathan Cheechoo — 2005-06

MOST GAME-WINNING GOALS IN A SEASON — 11, Jonathan Cheechoo — 2005-06

MOST SHOTS IN A SINGLE SEASON — 317, Jonathan Cheechoo — 2005-06

MOST HAT TRICKS IN A SINGLE SEASON — 5, Jonathan Cheechoo — 2005-06

ROOKIE POWER PLAY GOALS IN SINGLE SEASON — 5 (5 times, most recent — Grant Stevenson, 2005-06)

TEAM

MOST GOALS IN A SINGLE SEASON — 266 — 2005-06

MOST POWER PLAY GOALS IN A SINGLE SEASON — 91 — 2005-06

MOST SHOTS IN A SINGLE SEASON — 2,483 — 2005-06

HIGHEST POWER PLAY PERCENTAGE IN A SINGLE SEASON — 18.2% - 2005-06

MOST OVERALL VICTORIES IN A SINGLE SEASON — 44 (2 times, most recent — 2005-06)

MOST HOME VICTORIES — 25 (2 times, most recent — 2005-06)

MOST ROAD VICTORIES — 19 (3 times, most recent — 2005-06)

MOST HAT TRICKS IN A SINGLE SEASON — 5 — 2005-06

SHOTS

FEWEST SHOTS FACED, GAME ON ROAD — 14, 4/6/06 at Los Angeles (5-0 W)

SPECIAL TEAMS

MOST PPG FOR, GAME AT HOME — 5 (2/28/06 vs. Detroit [5-1 W], 5 of 10)

MOST PPG FOR, GAME OVERALL — 5 (2/28/06 vs. Detroit [5-1 W], 5 of 10)

MOST PPG FOR, PERIOD, AT HOME — 3, (2 times, most recent — 2/28/06 vs. Detroit (5-1 W), 3rd period

MOST PPG FOR, PERIOD, OVERALL — 3, (3 times, most recent — 2/28/06 vs. Detroit (5-1 W), 3rd period

MOST PPG AGAINST, PERIOD, ON ROAD — 4, 2X MR, 1/14/06 at Montreal (2-6 L), 2nd period

MOST PP ATTEMPTS FOR, GAME AT HOME — 11, (2 times — most recent) 10/15/05 vs. Chicago (4-1 W), 2 of 11

STREAKS

LONGEST WINNING STREAK, OVERALL — 8 games, (4/3/06 at Dallas thru 4/15/06 vs. Anaheim)

MOST CONSECUTIVE OVERTIME GAMES — 3 (3 times, most recent — 10/29/05 vs. Calgary [3-2 W], 11/2/05 vs. Nashville [3-2 W], 11/4/05 @ Anaheim [1-0 W])

INDIVIDUAL — SKATERS

MOST ASSISTS, GAME — 4 (11 times, most recent — Joe Thornton, 4/12/06 at Vancouver [5-4 W])

MOST SHOTS, GAME — 10, (2 times, most recent — Christian Ehrhoff, 3/11/06 vs. Nashville (3-2 W)

MOST SHOTS, PERIOD — 6 (9 times, most recent — Nils Ekman, 2/1/06 at Anaheim [6-4 W], 3rd period)

MOST CONSECUTIVE GAMES, ASSIST — 8 (4 times, most recent — Joe Thornton [2-12=14], 3/7/06 thru 3/21/06)

MOST CONSECUTIVE GAMES, POINT — 12, (2 times, most recent — Jonathan Cheechoo (10-9=19), 12/26/05 thru 1/24/06)

INDIVIDUAL — GOALTENDERS

MOST CONSECUTIVE WINS — 7, Vesa Toskala (3 times, most recent — 4/3/06 at Dallas — present)

MOST PENALTIES, GAME BY OPPONENT — 2, (3 times, most recent) Marty Turco, 4/9/06 vs. Dallas (4-1 W)

2005-06 SHARKS OVERTIME GAMES

OVERTIME VICTORIES (9)

DATE	OPPONENT	GWG	GOALTENDER	TIME	SCORE
April 12, 2006	at Vancouver	Christian Ehrhoff	Alex Auld	:34	5-4
April 3, 2006	at Dallas	Joe Thornton	Marty Turco	4:39	3-2
March 26, 2006	at Chicago	Tom Preissing	Nikolai Khabibulin	1:24	5-4
March 11, 2006	vs. Nashville	Christian Ehrhoff	Tomas Vokoun	2:56	3-2
Feb. 12, 2006	at Phoenix	Tom Preissing	Curtis Joseph	1:54	5-4
Jan. 21, 2006	at Los Angeles	Patrick Marleau	Matthieu Garon	4:51	4-3
Nov. 4, 2005	at Anaheim	Marcel Goc	J.S. Giguere	:51	1-0
Nov. 2, 2005	vs. Nashville	Alyn McCauley	Chris Mason	1:44	3-2
Oct. 26, 2005	at Dallas	Patrick Marleau	Marty Turco	3:20	5-4

OVERTIME LOSSES (4)

DATE	OPPONENT	GWG	GOALTENDER	TIME	SCORE
April 1, 2006	vs. Phoenix	Steven Reinprecht	Vesa Toskala	3:55	3-4
March 7, 2006	at Anaheim	Sandis Ozolinsh	Evgeni Nabokov	:58	4-5
Jan. 30, 2006	at Dallas	Jason Arnott	Evgeni Nabokov	4:24	2-3
Oct. 17, 2005	at Detroit	Jiri Fischer	Evgeni Nabokov	4:09	2-3

SHOOTOUT VICTORIES (1)

DATE	OPPONENT	WINNER	SJ	OPP	SCORE	GOALTENDERS
Oct. 29, 2005	Calgary	Nils Ekman	2/4	1/4	3-2	Schaefer/ Kiprusoff

SHOOTOUT LOSSES (7)

DATE	OPPONENT	WINNER	SJ	OPP	SCORE	GOALTENDERS
March 18, 2006	vs. Dallas	Antti Miettinen	1/4	2/4	3-4	Toskala/Turco
Feb. 2, 2006	vs. Minnesota	Brian Rolston	0/5	1/5	2-3	Toskala/ Fernandez
Jan. 19, 2006	at Los Angeles	Ryan Smyth	1/3	2/3	2-3	Toskala/Morrison
Dec. 23, 2005	vs. St. Louis	Petr Cajanek	1/4	2/4	1-2	Nabokov/ Bacashihua
Nov. 21, 2005	at Edmonton	Ryan Smyth	1/3	2/3	1-2	Nabokov/ Morrison
Nov. 19, 2005	vs. Phoenix	Geoff Sanderson	1/4	2/4	3-4	Nabokov/Joseph
Nov. 12, 2005	vs. Dallas	Sergei Zubov	0/2	2/2	2-3	Nabokov/Turco



SHARKS TRANSACTIONS SINCE 2005-06 SEASON

(through Sept. 3, 2006)

- 8/10/06 Re-signed F Patrick Rissmiller
Signed D Mathieu Giron
- 7/25/06 Signed F Mark Bell
Re-signed D Christian Ehrhoff
- 7/24/06 Re-signed C Mark Smith
- 7/20/06 **Acquired a second round selection in the 2007 NHL Entry Draft from the Pittsburgh Penguins in exchange for LW Nils Ekman and G Patrick Ehelechner**
Re-signed C Marcel Goc, D Jim Fahey, D Doug Murray, C Tomas Plihal, D Garrett Stafford, RW Grant Stevenson and C Craig Valette
- 7/14/06 Re-signed D Rob Davison, RW Scott Parker and G Dimitri Patzold
Signed G Taylor Dakers, C Joe Pavelski, RW Graham Mink and D Scott Ferguson
- 7/10/06 **Acquired F Mark Bell from the Chicago Blackhawks in exchange for D Tom Preissing and C Josh Hennessy**
Signed D Patrick Traverse and F Matthieu Darche
- 7/3/06 Signed C Curtis Brown
Signed RW Mike Grier
- 6/24/06 **Acquired a first round selection (16th overall, Ty Wishart) in the 2006 NHL Entry Draft from the Montreal Canadiens in exchange for a first round selection (20th overall) and a second round selection (53rd overall) in the 2006 NHL Entry Draft.**
Acquired a second round selection (36th overall, Jamie McGinn) in the 2006 NHL Entry Draft from the Columbus Blue Jackets in exchange for a third round selection (85th overall) and a fourth round selection (113th overall) in the 2006 NHL Entry Draft and a second round selection in the 2007 NHL Entry Draft.
Acquired a fourth round selection (98th overall, James DeLory) in the 2006 NHL Entry Draft from the New York Islanders in exchange for a fourth round selection (108th overall) and a sixth round selection (173rd overall) in the 2006 NHL Entry Draft.
- 6/24/06 Declined to pick up team option on LW Scott Thornton making him a free agent on July 1, 2006
- 6/2/06 Signed D Marc-Edouard Vlasic, G Thomas Greiss and C Michal Macho
- 6/2/06 **Acquired a sixth round selection in the 2007 NHL Entry Draft from the Colorado Avalanche in exchange for D Michael Vernace**
Signed RW Devin Setoguchi and D Dan Spang
- 4/8/06 Signed D Matt Carle
- 3/19/06 Signed D Matt Carle
- 3/9/06 **Acquired a third round selection (85th overall — later traded to the Columbus Blue Jackets) in the 2006 NHL Entry Draft from the Philadelphia Flyers in exchange for RW Niko Dimitrakos**
- 3/8/06 **Acquired LW Ville Nieminen from the New York Rangers in exchange for a third round selection (83rd overall) in the 2006 NHL Entry Draft**
- 2/27/06 Re-signed G Vesa Toskala
- 2/7/06 Re-signed RW Jonathan Cheechoo and G Evgeni Nabokov
- 1/31/06 RW Josh Langfeld claimed on waivers by Boston
- 1/16/06 Signed RW Mike Iggy
- 11/30/05 **Acquired C Joe Thornton from the Boston Bruins in exchange for D Brad Stuart, C Marco Sturm and C Wayne Primeau**
- 11/23/05 Recalled Grant Stevenson from Cleveland (AHL)
- 11/21/05 Activated RW Scott Parker from injured reserve
- 11/20/05 LW Ryane Clowe and RW Steve Bernier reassigned to Cleveland (AHL)
- 11/16/05 LW Scott Thornton activated from Injured Reserve
- 11/16/05 G Vesa Toskala placed on Injured Reserve retroactive to 11/8
- 11/5/05 LW Scott Thornton placed on Injured Reserve retroactive to 10/29
- 11/5/05 G Evgeni Nabokov activated from Injured Reserve
- 11/3/05 G Dimitri Patzold reassigned to Cleveland (AHL)
- 11/3/05 G Vesa Toskala activated from Injured Reserve
- 11/3/05 RW Steve Bernier recalled from Cleveland (AHL)
- 11/3/05 G Vesa Toskala placed on Injured Reserve (groin) retroactive to 10/26
- 10/27/05 G Dimitri Patzold recalled from Cleveland (AHL).
- 10/27/05 G Evgeni Nabokov placed on Injured Reserve (upper body soreness) retroactive to 10/21
- 10/22/05 G Nolan Schaefer recalled from Cleveland (AHL)
- 10/11/05 D Josh Gorges assigned to Cleveland (AHL)
- 9/29/05 RW Scott Parker placed on Injured Reserve (facial contusion)

RECORD BOOK



ALL-TIME SHARKS REGULAR SEASON RECORDS

(& Indicates set NHL Record; \$ Indicates tied NHL Record)

TEAM

GOALS

MOST GOALS, GAME AT HOME — 10, 3/30/01 vs. Columbus (10-2 W)

MOST GOALS, GAME ON ROAD — 10, 1/13/96 at Pittsburgh (10-8 W)

MOST GOALS AGAINST, GAME AT HOME — 11, 11/8/92 vs. Los Angeles (4-11 L)

MOST GOALS AGAINST, GAME ON ROAD — 13, 2/10/93 at Calgary (1-13 L)

MOST GOALS, GAME BY BOTH TEAMS AT HOME — 15 (2 times, most recent — 12/12/92 vs. Quebec [7-8 L OT])

MOST GOALS, GAME BY BOTH TEAMS ON ROAD — 18, 1/13/96 at Pittsburgh (10-8 W)

FEWEST GOALS, GAME AT HOME — 0 (38 times, most recent — 4/17/06 vs. Los Angeles [0-4 L])

FEWEST GOALS, GAME ON ROAD — 0 (36 times, most recent — 3/23/06 at Detroit [0-4 L])

FEWEST GOALS ALLOWED, GAME AT HOME — 0 (37 times, most recent — 2/29/04 vs. St. Louis [1-0 W])

FEWEST GOALS ALLOWED, GAME ON ROAD — 0 (32 times, most recent — 4/6/06 at Los Angeles [5-0 W])

FEWEST GOALS BY BOTH TEAMS, GAME AT HOME — 0 (4 times, most recent — 10/16/03 vs. Philadelphia [0-0 T])

FEWEST GOALS BY BOTH TEAMS, GAME ON ROAD — 0 (3 times, most recent — 3/26/01 at Los Angeles [0-0 T])

EARLIEST GOAL FROM START OF GAME, FOR — :08, 1/11/00 vs. St. Louis (2-5 L); Stephane Matteau

EARLIEST GOAL FROM START OF 2nd PERIOD, FOR — :12, 11/28/92 at Minnesota (3-10 L); Lyndon Byers

EARLIEST GOAL FROM START OF 3rd PERIOD, FOR — :09, 10/21/93 vs. St. Louis at Sacramento (2-5 L); Bob Errey

EARLIEST GOAL FROM START OF OVERTIME, FOR — :22, 12/3/91 vs. Los Angeles (3-2 W OT); Brian Mullen

EARLIEST GOAL FROM START OF GAME, AGAINST — :14, 11/25/95 vs. Vancouver (7-2 W); Martin Gelinas

EARLIEST GOAL FROM START OF 2nd PERIOD, AGAINST — :12, 10/31/95 vs. N.Y. Rangers (3-5 L); Adam Graves

EARLIEST GOAL FROM START OF 3rd PERIOD, AGAINST — :09, 3/23/95 vs. Anaheim (3-6 L); Bobby Dollas

EARLIEST GOAL FROM START OF OVERTIME, AGAINST — :23, 12/16/91 at N.Y. Rangers (3-4 L OT); Brian Leetch

FASTEST 2 GOALS FROM START OF GAME, FOR — :47, 10/22/98 vs. Chicago (2-2 T), O. Nolan, J. Murphy

FASTEST 3 GOALS FROM START OF GAME, FOR — 5:56, 3/29/94 vs. Winnipeg (9-4W), J. Norton, S. Makarov, R. Whitney

FASTEST 4 GOALS FROM START OF GAME, FOR — 6:16, 3/29/94 vs. Winnipeg (9-4 W), J. Norton, S. Makarov, R. Whitney, G. Duchesne

FASTEST 5 GOALS FROM START OF GAME, FOR — 22:21, 2/26/92 vs. Quebec (7-4 W), M. Sullivan, D. Bruce, J.F. Quintin, B. Lawton (2)


FASTEST 6 GOALS FROM START OF GAME, FOR — 22:38, 2/26/92 vs. Quebec (7-4 W), M. Sullivan, D. Bruce, J.F. Quintin, B. Lawton (2), P. Falloon

FASTEST 2 GOALS FROM START OF GAME, AGAINST — 1:05, 12/32/92 at Edmonton (2-4 L), P. Klima, Scott Mellanby

FASTEST 3 GOALS FROM START OF GAME, AGAINST — 6:24, 10/16/91 at Los Angeles (5-8 L), P. Ahola, B. Kudelski (2)

FASTEST 4 GOALS FROM START OF GAME, AGAINST — 9:51, 11/8/92 vs. Los Angeles (4-11 L), L. Robitaille, J. Kurri, C. Millen, L. Robitaille

FASTEST 5 GOALS FROM START OF GAME, AGAINST — 14:11, 12/5/95 at Colorado (2-12 L), V. Kamensky, M. Ricci, P. Forsberg, V. Kamensky, M. Rucinsky



Mike Sullivan

ALL-TIME SHARKS REGULAR SEASON RECORDS

FASTEST 6 GOALS FROM START OF GAME, AGAINST — 19:17, 12/5/95 at Colorado (2-12 L), V. Kamensky, M. Ricci, P. Forsberg, V. Kamensky, M. Rucinsky, J. Sakic

FASTEST 2 GOALS, FOR — :07, 11/5/92 vs. Buffalo (7-5 W); Larry DePalma, Dave Snuggerud

FASTEST 3 GOALS, FOR — :36, 11/3/01 vs. Vancouver (5-1 W), Jeff Jillson, Scott Thornton, Marco Sturm

FASTEST 4 GOALS, FOR — 2:27, 3/29/94 vs. Winnipeg (9-4 W); Jeff Norton, Sergei Makarov, Ray Whitney, Gaetan Duchesne

FASTEST 5 GOALS, FOR — 13:13, 11/4/95 vs. St. Louis (7-3 W); Jamie Baker, Kevin Miller, Owen Nolan, Andrei Nazarov, Ulf Dahlen

FASTEST 2 GOALS, AGAINST — :08, 3/15/00 vs. Buffalo (6-5 W OT), Doug Gilmour, Geoff Sanderson

FASTEST 3 GOALS, AGAINST — :36, 2/10/93 at Calgary (1-13 L); Gary Suter, Chris Lindberg, Ronnie Stern

FASTEST 4 GOALS, AGAINST — 1:21, 2/10/93 at Calgary (1-13 L); Theo Fleury, Gary Suter, Chris Lindberg, Ronnie Stern

FASTEST 5 GOALS, AGAINST — 6:43, 10/21/02 vs. Vancouver (2-5 L); Markus Naslund (3), Brendan Morrison, Trent Klatt

MOST CONSECUTIVE GOALS GAME, FOR — 8, (2 times, most recent — 12/4/00 at Calgary [8-0 W])

MOST CONSECUTIVE GOALS GAME, AGAINST — 13, 2/10/93 at Calgary (1-13 L)

MOST GOALS FOR, PERIOD AT HOME — 6, 1/30/96 vs. Hartford (8-2 W), 2nd period

MOST GOALS FOR, PERIOD ON ROAD — 5 (2 times, most recent — 10/27/96 at Chicago, [7-6 W], 1st period)

MOST GOALS AGAINST, PERIOD AT HOME — 6, 12/5/91 vs. Pittsburgh (0-8 L), 2nd period

MOST GOALS AGAINST, PERIOD ON ROAD — 8, 12/17/91 at Pittsburgh (2-10 L), 2nd period

MOST GOALS FOR, BOTH TEAMS, PERIOD — 8 (3 times, most recent — 3/29/98 at Toronto, 3rd period [8-5 W], S.J.: 4, TOR 4)

POINTS

MOST POINTS, GAME — 28, 1/13/96 at Pittsburgh (10-8 W; 10-18=28)

MOST POINTS AGAINST, GAME — 36, 2/10/93 at Calgary (1-13 L)

MOST POINTS GAME BY BOTH TEAMS — 50, 1/13/96 at Pittsburgh (10-8 W); 28 S.J., 22 PIT

FEWEST POINTS, GAME — 0 (74 times, most recent — 4/17/06 vs. Los Angeles [0-4 L])

FEWEST POINTS AGAINST, GAME — 0 (69 times, most recent — 4/6/06 at Los Angeles [5-0 W])

FEWEST POINTS, GAME BY BOTH TEAMS — 0 (7 times, most recent — 10/16/03 vs. Philadelphia [0-0 T])

SHOTS

MOST SHOTS, GAME AT HOME — 49, 12/3/91 vs. Los Angeles (3-2 W OT)

MOST SHOTS, GAME ON ROAD — 50, 2/14/04 at Columbus (2-1 W OT)

MOST SHOTS FACED, GAME AT HOME — 59, 12/26/92 vs. Los Angeles (7-2 W)

MOST SHOTS FACED, GAME ON ROAD — 57, 3/5/96 at Colorado (5-3 W)

MOST SHOTS, GAME BY BOTH TEAMS AT HOME — 99, 12/26/92 vs. Los Angeles (7-2 W); 59 L.A., 40 S.J.

MOST SHOTS, GAME BY BOTH TEAMS ON ROAD — 88, 2/14/92 at Buffalo (6-7 L); 49 BUF, 39 S.J.

FEWEST SHOTS, GAME AT HOME — 9, 11/4/98 vs. Dallas (4-0 W); Dal 21, S.J. 9

FEWEST SHOTS, GAME ON ROAD — 12 (3 times, most recent — 3/28/98 at Dallas (4-1 W); DAL 37, S.J. 12)

FEWEST SHOTS FACED, GAME AT HOME — 13 (2 times, most recent — 2/24/99 vs. Vancouver (1-1 T)

FEWEST SHOTS FACED, GAME ON ROAD — 14, 4/6/06 at Los Angeles (5-0 W)

FEWEST SHOTS, GAME BY BOTH TEAMS AT HOME — 29, 11/27/93 vs. Anaheim (1-0 W); 15 ANA, 14 S.J.

FEWEST SHOTS, GAME BY BOTH TEAMS ON ROAD — 33, 11/20/93 at Hartford (3-2 W); 20 HFD, 13 S.J.

MOST SHOTS, PERIOD AT HOME — 26, 10/4/99 vs. Chicago (7-1 W), 3rd period

MOST SHOTS, PERIOD ON ROAD — 22, 1/8/92 at Calgary (3-10 L), 3rd period

MOST SHOTS, OT AT HOME — 6, 4/6/03 vs. Phoenix (3-3 T)

MOST SHOTS, OT ON ROAD — 8, 11/1/92 at Chicago (4-4 T)

ALL-TIME SHARKS REGULAR SEASON RECORDS

MOST SHOTS FACED, PERIOD AT

HOME — 25, 3/6/92 vs. Pittsburgh (3-7 L), 1st period

MOST SHOTS FACED, PERIOD ON

ROAD — 25 (2 times, most recent — 3/5/96 at Colorado [5-3 W], 3rd period)

MOST SHOTS FACED, OT AT

HOME — 6, 11/2/95 vs. New Jersey (3-3 T)

MOST SHOTS FACED, OT ON

ROAD — 7 (2 times, most recent — 1/4/01 at Colorado [2-2 T])

FEWEST SHOTS, PERIOD AT

HOME — 0, 2/26/98 vs. St. Louis (3-1 W), 3rd period

FEWEST SHOTS, PERIOD ON

ROAD — 0, 1/24/96 at Detroit (2-4 L), 2nd period

FEWEST SHOTS FACED, PERIOD AT HOME

— 0, 2/24/99 vs. Vancouver (1-1 T), 3rd period

FEWEST SHOTS FACED, PERIOD ON ROAD

— 0, 11/23/02 at Pittsburgh (1-4 L), 3rd period



Vesa Toskala and Christian Ehrhoff

LARGEST MARGIN OUTSHOOTING, HOME — 27 (2 times, most recent — 2/24/99 vs. Vancouver [1-1T]; 13 VAN, 40 S.J.)

LARGEST MARGIN OUTSHOOTING, ROAD — 26 (2 times, most recent — 2/18/04 at Columbus [2-1 W OT], 24 CBJ, 50 S.J.)

LARGEST MARGIN OUTSHOT, HOME — 29, 1/11/94 vs. Los Angeles (2-2 T); 39 L.A., 10 S.J.

LARGEST MARGIN OUTSHOT, ROAD — 31, 3/5/96 at Colorado (5-3 W); 57 COL, 26 S.J.

SPECIAL TEAMS

MOST PPG FOR, GAME AT HOME — 5 (2/28/06 vs. Detroit [5-1 W], 5 of 10)

MOST PPG FOR, GAME ON ROAD — 4, (2/19/95 at Anaheim [7-4 W], 4 of 5)

MOST PPG AGAINST, GAME AT HOME — 5 (2 times, most recent — 12/5/92 vs. Pittsburgh [4-9 L], 5 of 7)

MOST PPG AGAINST, GAME ON ROAD — 5 (3 times, most recent — 2/18/04 at Nashville [3-7 L], 5 of 7)

MOST PPG FOR, PERIOD, AT HOME — 3, (2 times, most recent — 2/28/06 vs. Detroit (5-1 W), 3rd period

MOST PPG FOR, PERIOD, ON ROAD — 3, 12/19/95 at Anaheim (7-4 W), 2nd period

MOST PPG AGAINST, PERIOD, AT HOME — 3, (2 times, most recent — 4/07/01 vs. Dallas (4-5 L), 2nd period

MOST PPG AGAINST, PERIOD, ON ROAD — 4, 2X MR, 1/14/06 at Montreal (2-6 L), 2nd period

MOST PPG, GAME BY BOTH TEAMS AT HOME — 7, 3/15/97 vs. Detroit (4-7 L); 4 DET, 3 S.J.

MOST PPG, GAME BY BOTH TEAMS ON ROAD — 7, 1/11/92 at Minnesota (4-7 L); 4 MIN, 3 S.J.

MOST PP ATTEMPTS FOR, GAME AT HOME — 11, (2 times — most recent) 10/15/05 vs. Chicago (4-1 W), 2 of 11

MOST PP ATTEMPTS FOR, GAME ON ROAD — 10, 2/28/98 at Edmonton (1-4 L), 0 of 10

MOST PP ATTEMPTS AGAINST, GAME AT HOME — 11, 12/5/91 vs. Pittsburgh (0-8 L), 5 of 11

MOST PP ATTEMPTS AGAINST, GAME ON ROAD — 13, 3/6/01 at Tampa Bay (1-2 L OT), 0 of 13

MOST PP ATTEMPTS, GAME, BOTH TEAMS AT HOME — 19 (4 times, most recent — 10/1/97 vs. Edmonton [3-5 L]; 9 EDM, 10 S.J.)

MOST PP ATTEMPTS, GAME, BOTH TEAMS ON ROAD — 21, 3/6/01 at Tampa Bay (1-2 L OT), SJ: 0 of 9, TB: 0 of 13

ALL-TIME SHARKS REGULAR SEASON RECORDS

MOST CONSECUTIVE GAMES SCORING PPG — 8 (3 times, most recent — 3/20/94 vs. Los Angeles thru 4/2/94 vs. Vancouver [13 of 46])

MOST CONSECUTIVE GAMES ALLOWING PPG — 13, 11/22/95 at Detroit thru 12/19/95 at Anaheim (17 of 68)

MOST CONSECUTIVE GAMES NOT SCORING A PPG — 7, 10/4/97 vs. Chicago thru 10/18/97 at Phoenix (0 for 34)

MOST CONSECUTIVE GAMES NOT ALLOWING A PPG — 11, 2/12/03 at Columbus thru 3/6/03 vs. Montreal (0 for 44)

MOST CONSECUTIVE CHANCES NOT SCORING PPG — 41, 10/4/97 vs. Chicago thru 10/18/97 at Phoenix

MOST CONSECUTIVE CHANCES NOT ALLOWING PPG — 45, 2/12/03 at Columbus thru 3/8/03 at Phoenix

MOST SHG, GAME — 3, 10/18/96 at Anaheim (4-1 W)

MOST SHG ALLOWED, GAME — 2 (12 times, most recent — 1/16/06 vs. Montreal [2-6 L])

MOST SHG, PERIOD — 2, (3 times, most recent — 3/15/00 vs. Buffalo (6-5 W OT), Owen Nolan, Marco Sturm), 1st period

MOST SHG ALLOWED, PERIOD — 2 (3 times, most recent — 1/14/06 @ Montreal [2-6 L]) 2nd period

MOST CONSECUTIVE GAMES SCORING A SH GOAL — 4, 12/1/96 at St. Louis thru 12/11/96 vs. Washington (Bernie Nicholls, Marty McSorley, Ron Sutter, Tony Granato)

MOST CONSECUTIVE GAMES ALLOWING A SH GOAL — 3, 11/10/95 vs. Pittsburgh thru 11/14/95 vs. N.Y. Islanders (Ron Francis, Sergei Fedorov, Dan Plante)

MOST PENALTIES FOR, GAME AT HOME — 18 (4 times, most recent — 10/4/99 vs. Chicago [7-1 W], 99 PIM)

MOST PENALTIES FOR, GAME ON ROAD — 21, 1/26/93 at Los Angeles (1-7 L), 92 PIM

MOST PENALTIES AGAINST, GAME AT HOME — 22, 2/18/93 vs. Winnipeg (5-3 W), 82 PIM

MOST PENALTIES AGAINST, GAME ON ROAD — 18, 10/13/91 at Chicago (3-7 L)

MOST PIM FOR, GAME AT HOME — 102, 2/5/97 vs. Los Angeles (3-2 W), 17 penalties

MOST PIM FOR, GAME ON ROAD — 92, 1/26/93 at Los Angeles (1-7 L), 21 penalties

MOST PIM AGAINST, GAME AT HOME — 88, 2/5/97 vs. Los Angeles (3-2 W), 14 penalties

MOST PIM AGAINST, GAME ON ROAD — 75, 2/13/97 at Chicago (3-7 L), 17 penalties

FEWEST PENALTIES FOR, GAME AT HOME — 1, (3 times, most recent — 11/18/03 vs. NY Rangers [2-2 T]), 2 PIM

FEWEST PENALTIES FOR, GAME ON ROAD — 0, 2/10/02 at Edmonton (3-2 W)

FEWEST PENALTIES AGAINST, GAME AT HOME — 1, (2 times, most recent — 3/24/03 vs. Tampa Bay [1-4 L]), 2 PIM

FEWEST PENALTIES AGAINST, GAME ON ROAD — 1, (6 times, most recent — 11/30/03 at Edmonton [1-2 L])

FEWEST PIM FOR, GAME AT HOME — 2, (3 times, most recent — 11/18/03 vs. NY Rangers [2-2 T]), 2 PIM

FEWEST PIM FOR, GAME ON ROAD — 0, 2/10/02 at Edmonton (3-2 W)

FEWEST PIM AGAINST, GAME AT HOME — 2, (2 times, most recent — 3/24/03 vs. Tampa Bay [1-4 L]), 1 penalty

FEWEST PIM AGAINST, GAME ON ROAD — 2, (6 times, most recent — 11/30/03 at Edmonton [1-2 L])

MOST PENALTY MINUTES, GAME BY BOTH TEAMS, HOME — 190, 2/5/97 vs. Los Angeles (3-2 W); 88 L.A., 102 S.J.

MOST PENALTY MINUTES, GAME BY BOTH TEAMS, ROAD — 150, 2/13/97 at Chicago (3-7 L); 75 L.A., 75 S.J.

FEWEST PENALTY MINUTES, GAME BY BOTH TEAMS, HOME — 6, 12/26/99 vs. Anaheim (0-1 L); 4 ANA, 2 S.J.

FEWEST PENALTY MINUTES, GAME BY BOTH TEAMS, ROAD — 6, (2 times, most recent - 2/10/02 at Edmonton [3-2 W]; 6 EDM, 0 S.J.)

FEWEST PENALTIES, GAME BY BOTH TEAMS, HOME — 4, 11/14/95 vs. N.Y. Islanders (3-5 L); 3 S.J., 1 NYI

FEWEST PENALTIES, GAME BY BOTH TEAMS, ROAD — 3, 3/22/94 at Pittsburgh (2-2 T); 1 PIT, 2 S.J.

STREAKS

LONGEST WINNING STREAK, OVERALL — 8 games, (4/3/06 at Dallas thru 4/15/06 vs. Anaheim)

LONGEST WINNING STREAK, HOME — 8 games, 1/28/04 vs. Calgary thru 3/3/04 vs. Montreal

LONGEST WINNING STREAK, ROAD — 6 games, 11/30/01 at Anaheim thru 12/19/01 at Atlanta

ALL-TIME SHARKS REGULAR SEASON RECORDS

LONGEST UNBEATEN STREAK, OVER-ALL — 10 games, 11/27/01 vs. Nashville thru 12/19/01 at Atlanta (9-0-1)

LONGEST UNBEATEN STREAK, HOME — 11 games, 11/15/03 vs. Toronto thru 12/29/03 vs. Nashville (8-0-3-0)

LONGEST UNBEATEN STREAK, ROAD — 10 games, 12/26/00 at Los Angeles thru 2/16/01 at Nashville (6-0-4)

MOST CONSECUTIVE GAMES RECORD-ING A POINT, OVERALL — 10, 11/27/01 vs. Nashville thru 12/19/01 at Atlanta (9-0-1-0)

MOST CONSECUTIVE GAMES RECORD-ING A POINT, HOME — 14, (2 times, most recent — 11/13/03 vs. St. Louis thru 1/10/04 vs. Atlanta [9-0-3-2])

MOST CONSECUTIVE GAMES RECORD-ING A POINT, ROAD — 10, 12/26/00 at Los Angeles thru 2/16/01 at Nashville

LONGEST LOSING STREAK, OVERALL — 17 games, 1/4/93 at Montreal (at Sacramento) thru 2/12/93 at Edmonton \$

LONGEST LOSING STREAK, HOME — 9 games, 11/19/92 vs. Toronto thru 12/19/92 vs. Vancouver

LONGEST LOSING STREAK, ROAD — 19 games, 11/27/92 at Winnipeg thru 2/12/93 at Edmonton

LONGEST WINLESS STREAK, OVERALL — 20 games, 12/29/92 at Vancouver thru 2/12/93 at Edmonton (0-19-1)

LONGEST WINLESS STREAK, HOME — 11 games, 3/29/03 vs. Dallas thru 11/18/03 vs. N.Y. Rangers (0-4-6-1) *(carries over 2002-03 and 2003-04 seasons)*

LONGEST WINLESS STREAK, ROAD — 19 games, 11/27/92 at Winnipeg thru 2/12/93 at Edmonton (0-19-0)

LONGEST SCORELESS STREAK, FOR — 165:38, 1/21/99 vs. Edmonton (2nd period) thru 2/1/99 vs. Chicago (1st period)

LONGEST SCORELESS STREAK, OPPONENT — 152:53, 2/10/01 vs. Chicago (3rd period) thru 2/18/01 at Minnesota (2nd period)

WIDEST MARGIN OF VICTORY, HOME — 6 goals (7 times, most recent — 10/4/99 vs. Chicago [7-1 W])

WIDEST MARGIN OF VICTORY, ROAD — 8 goals, (2 times, most recent — 12/4/00 at Calgary [8-0 W])

WIDEST MARGIN OF DEFEAT, HOME — 8 goals (2 times, most recent — 11/10/95 vs. Pittsburgh [1-9 L])

WIDEST MARGIN OF DEFEAT, ROAD — 12 goals, 2/10/93 at Calgary (1-13 L)

MOST CONSECUTIVE TIE GAMES, OVERALL — 3, 4/2/03 thru 4/6/03 (4/2/03 at Calgary [2-2 T], 4/3/03 at Edmonton [3-3 T], 4/6/03 vs. Phoenix [2-2 T])

MOST CONSECUTIVE TIE GAMES, HOME — 2 (4 times, most recent — 11/5/03 vs. Toronto [2-2 T], 11/17/03 vs. NY Rangers [2-2 T])

MOST CONSECUTIVE TIE GAMES, ROAD — 2 (4 times, most recent — 4/2/03 at Calgary thru 4/3/03 at Edmonton)

MOST CONSECUTIVE OVERTIME GAMES — 3 (3 times, most recent — 10/29/05 vs. Calgary [3-2 W], 11/2/05 vs. Nashville [3-2 W], 11/4/05 @ Anaheim [1-0 W])

MOST CONSECUTIVE GAMES WITHOUT RECORDING A TIE — 49, 1/4/93 at Montreal (at Sacramento) thru 10/14/93 vs. Calgary

MOST CONSECUTIVE GAMES WITHOUT BEING SHUTOUT — 62, 4/19/95 at Dallas thru 2/10/96 at Los Angeles

MOST HAT TRICKS IN A GAME — 2, Owen Nolan and Jeff Friesen, 10/4/99 vs. Chicago (7-1 W)

MOST CONSECUTIVE GAMES SCORING A HAT TRICK — None

MOST CONSECUTIVE GAMES ALLOWING A HAT TRICK — 4, 2/9/92 thru 2/15/92; John Druce (WSH), Stephan Lebeau (MTL), Dale Hawerchuk (BUF), Jimmy Carson (DET)



The Sharks set a franchise record with five power play goals against Detroit in a 5-1 win on Feb. 28

ALL-TIME SHARKS REGULAR SEASON RECORDS



Mark Smith led the Sharks with 97 PIM in 2005-06.

INDIVIDUAL

MOST POINTS, GAME — 6, Owen Nolan, (3-3-6) 10/4/99 vs. Chicago (7-1 W)
MOST GOALS, GAME — 4, Owen Nolan, 12/19/95 at Anaheim (7-4 W)
MOST ASSISTS, GAME — 4 (11 times, most recent — Joe Thornton, 4/12/06 at Vancouver [5-4 W])
MOST PPG, GAME — 3, Owen Nolan, 12/19/95 at Anaheim (7-4 W)
MOST SHG, GAME — 2 (2 times, most recent — Marco Sturm, 10/14/00 vs. Boston [5-2 W])
MOST SHOTS, GAME — 10, (2 times, most recent — Christian Ehrhoff, 3/11/06 vs. Nashville [3-2 W])
MOST PENALTIES, GAME — 8, Link Gaetz, 3/6/92 vs. Pittsburgh (3-7 L), 27 PIM
MOST PIM, GAME — 39, Marty McSorley, 3/24/97 vs. Edmonton (1-5 L), 6 penalties
BEST PLUS/MINUS, GAME — +6, Michal Sykora, 10/6/96 at Los Angeles (7-6 W)
WORST PLUS/MINUS, GAME — -7, Doug Wilson, 2/3/93 vs. Minnesota (3-7 L)

MOST POINTS, PERIOD — 4, Owen Nolan (3-1=4), 12/19/95 at Anaheim (7-4 W, 2nd period)
MOST GOALS, PERIOD — 3 (2 times, most recent — Kevin Miller, 1/30/96 vs. Hartford [8-2 W], 2nd period)
MOST ASSISTS, PERIOD — 3 (8 times, most recent — Niklas Sundstrom [0-3=3], 3/29/01 vs. Anaheim [7-4 W], 2nd period)
MOST PPG, PERIOD — 3, Owen Nolan, 12/19/95 at Anaheim (7-4 W, 2nd period)
MOST SHG, PERIOD — 2, Jamie Baker, 1/6/96 at Los Angeles (5-7 L, 3rd period)
MOST SHOTS, PERIOD — 6 (10 times, most recent — Nils Ekman, 2/1/06 at Anaheim [6-4 W], 3rd period)
MOST PENALTIES, PERIOD — 6, Jeff Odgers, 1/26/93 at Los Angeles [1-7 L], 1st period, 37 PIM
MOST PIM, PERIOD — 37 (2 times, most recent — Marty McSorley, 3/24/97 vs. Edmonton [1-5 L], 3rd period, 5 penalties)
MOST POINTS BY OPPONENT, GAME — 7, Mario Lemieux (1-6=7), 12/5/92 vs. Pittsburgh (4-9 L)
MOST GOALS BY OPPONENT, GAME — 5, Mike Ricci, 2/17/94 vs. Quebec (2-8 L)
MOST ASSISTS BY OPPONENT, GAME — 6, Mario Lemieux, 12/5/92 vs. Pittsburgh (4-9 L)
MOST PPG BY OPPONENT, GAME — 3, (2 times, most recent, Steve Sullivan, 2/18/04 at Nashville (3-7 L)
MOST SHG BY OPPONENT, GAME — 2, Brendan Shanahan, 10/4/01 vs. Detroit (3-4 L OT)
MOST SHOTS BY OPPONENT, GAME — 14, John Tucker, 12/16/92 vs. Tampa Bay (4-5 L OT)
MOST PENALTIES BY OPPONENT, GAME — 6, (2 times, most recent — Doug Weight, 12/28/00 vs. Edmonton [2-2 T])
MOST PIM BY OPPONENT, GAME — 39, Doug Weight, 12/28/00 vs. Edmonton (2-2 T)
BEST PLUS/MINUS BY OPPONENT, GAME — +9, Theo Fleury, 2/10/93 at Calgary, (1-13 L)
WORST PLUS/MINUS BY OPPONENT, GAME — -5, Tom Poti and Roman Hamrick, 12/23/98 at Edmonton (5-3 W)
MOST POINTS BY OPPONENT, PERIOD — 4 (3 times, most recent — Stephane Richer [3-1=4], 3/29/93 at N.J. [0-5 L], 2nd period)
MOST GOALS BY OPPONENT, PERIOD — 3 (9 times, most recent — Markus Naslund, 10/21/02 vs. Vancouver [1-5 L], 2nd period)
MOST ASSISTS BY OPPONENT, PERIOD — 3 (18 times, most recent — Darren McCarty, 11/21/96 vs. Detroit [1-6 L], 1st period)
MOST PPG BY OPPONENT, PERIOD — 2 (10 times, most recent — Steve Sullivan, 2/18/04 at Nashville [3-7 L], 1st period)
MOST SHG BY OPPONENT, PERIOD — 2, Kirk Maltby, 10/10/02 vs. Detroit (3-6 L)
MOST SHOTS BY OPPONENT, PERIOD — 8, Jeremy Roenick, 2/11/94 vs. Chicago (4-3 W), 2nd period
MOST PENALTIES BY OPPONENT, PERIOD — 6, Doug Weight, 12/28/00 vs. Edmonton (2-2 T), 1st period
MOST PIM BY OPPONENT, PERIOD — 39, Doug Weight, 12/28/00 vs. Edmonton (2-2 T), 1st period
MOST CONSECUTIVE GAMES, GOAL — 6, (4 times, most recent — Owen Nolan 1/20/03 thru 1/30/03)
MOST CONSECUTIVE GAMES, ASSIST — 8 (4 times, most recent — Joe Thornton [2-12=14], 3/7/06 thru 3/21/06)
MOST CONSECUTIVE GAMES, POINT — 12, (2 times, most recent — Jonathan Cheechoo (10-9=19), 12/26/05 thru 1/24/06)

ALL-TIME SHARKS REGULAR SEASON RECORDS

MOST CONSECUTIVE GAMES PLAYED — 247, Vincent Damphousse, 4/08/01 thru 4/04/04

FASTEST 2 GOALS, FOR — :17 Brad Stuart, 4/04/04 vs. Los Angeles (4-3 W OT)

FASTEST 3 GOALS, FOR — 13:00, Owen Nolan, 12/19/95 at Anaheim (7-4 W)

FASTEST 4 GOALS, FOR — 32:35, Owen Nolan, 12/19/95 at Anaheim (7-4 W)

FASTEST 2 GOALS, AGAINST — :15, Harold Druken, 12/8/00 vs. Vancouver (1-6 L)

FASTEST 3 GOALS, AGAINST — 6:42, Markus Naslund, 10/21/02 vs. Vancouver (2-5 L)

FASTEST 4 GOALS, AGAINST — 10:48, Mike Ricci, 2/17/94 vs. Quebec (2-8 L)

FASTEST 5 GOALS, AGAINST — 40:16, Mike Ricci, 2/17/94 vs. Quebec (2-8 L)

GOALTENDERS

SHARKS

MOST MINUTES, GAME — 65:00 (67 times, most recent — Evgeni Nabokov, 11/19/05 vs. Phoenix [2-3 SOL])

FEWEST GOALS ALLOWED, GAME — 0 (69 times, most recent — Vesa Toskala, 4/6/06 at Los Angeles [5-0 W])

MOST GOALS ALLOWED, GAME — 11, Arturs Irbe, 11/8/92 vs. Los Angeles (4-11 L)

MOST GOALS ALLOWED, PERIOD — 8, Jarmo Myllys, 12/17/91 at Pittsburgh (2-10 L), 2nd period

MOST SHOTS FACED, GAME — 59, Jeff Hackett, 12/26/92 vs. Los Angeles (7-2 W)

MOST SHOTS FACED, PERIOD — 25 (3 times, most recent — Wade Flaherty, 3/5/96 at Colorado [5-3 W], 3rd period)

MOST SAVES, GAME — 57, Jeff Hackett, 12/26/92 vs. Los Angeles (7-2 W)

MOST SAVES PERIOD — 24, Wade Flaherty, 3/5/96 at Colorado (5-3 W), 3rd period

FEWEST SHOTS FACED, GAME — 13 (2 times, most recent — Mike Vernon, 2/24/99 vs. Vancouver [1-1 T])

FEWEST SHOTS FACED, PERIOD — 0 (2 times, most recent — Miikka Kiprusoff, 11/23/02 at Pittsburgh [1-4 L], 3rd period)

MOST PENALTIES, GAME — 3 (2 times, most recent — Steve Shields, 10/4/99 vs. Chicago [7-1 W])

MOST PIM, GAME — 17, Steve Shields, 10/4/99 vs. Chicago, 3 penalties [7-1 W]

MOST POINTS, GAME — 1 (26 times [0-1=1], most recent — Evgeni Nabokov, 4/13/06 vs. Vancouver (5-3 W))

LONGEST SHUTOUT STREAK — 145:07, Evgeni Nabokov, 2/19/03 vs. N.Y. Islanders thru 2/24/03 vs. Calgary

MOST SHUTOUTS, SEASON — 8, Evgeni Nabokov, 2003-04

MOST CONSECUTIVE STARTS — 24, Chris Terreri, 11/16/95 at St. Louis thru 1/8/96 vs. Florida

MOST CONSECUTIVE WINS — 8, (Vesa Toskala, 7; Evgeni Nabokov, 1 — 4/3/06 at Dallas - 4/15/06 vs. Anaheim)

LONGEST UNBEATEN STREAK — 11, (2 times, most recent — Evgeni Nabokov, 10/20/00 at Minnesota thru 11/14/00 at New Jersey [9-0-2])

LONGEST WINLESS STREAK — 19, (0-18-1) Jeff Hackett, 12/30/02 vs. Philadelphia thru 4/01/93 vs. Winnipeg

OPPONENTS

MOST MINUTES, GAME BY OPPONENT — 65:00 (76 times, most recent — Marty Turco, 3/18/06 vs. Dallas [3-4 L])

FEWEST GOALS ALLOWED, GAME BY OPPONENT — 0 (74 times, most recent — Jason LaBarbera, 4/17/06 at Los Angeles [0-4 L])

MOST GOALS ALLOWED, GAME BY OPPONENT — 10, Tom Barrasso, 1/13/96 at Pittsburgh (10-8 W)

MOST GOALS ALLOWED, PERIOD BY OPPONENT — 5 (4 times, most recent — Patrick Lalime, 3/07/02 vs. Ottawa (5-2 W), 2nd period)

MOST SHOTS FACED, GAME BY OPPONENT — 50, Marc Denis, 2/14/04 at Columbus (2-1 W OT)

MOST SHOTS FACED, PERIOD BY OPPONENT — 25, Garth Snow, 10/13/97 vs. Philadelphia (2-3 L), 2nd period

MOST SAVES, GAME BY OPPONENT — 48, Marc Denis, 2/14/04 at Columbus (2-1 W OT)

MOST SAVES, PERIOD BY OPPONENT — 25, Garth Snow, 10/13/97 vs. Philadelphia (2-3 L), 2nd period

FEWEST SHOTS FACED BY OPPONENT, GAME — 10, Kelly Hrudey, 1/11/94 vs. Los Angeles (2-2 T)

FEWEST SHOTS FACED BY OPPONENT, PERIOD — 0 (2 times, most recent — Jamie McLennan, 2/26/98 vs. St. Louis (3-1 W), 3rd period)

MOST PENALTIES, GAME BY OPPONENT — 2, (3 times, most recent — Marty Turco, 4/9/06 vs. Dallas (4-1 W))

MOST PIM, GAME BY OPPONENT — 10 (2 times, most recent — Ed Belfour, 2/11/94 vs. Chicago [4-3 W])

MOST POINTS, GAME BY OPPONENT — 3 (0-3-3), Jeff Reese, 2/10/93 at Calgary (1-13 L) &

KEY: & — NHL RECORD

\$ — TIES AN NHL RECORD

SHARKS ALL-TIME ROSTER

(* — INDICATES ON 2005-06 ROSTER)

SKATERS

-A-

	Years	Pos.	No.	GP	G	A	PTS	PIM
Ahola, Peter	1992-93	D	21	20	2	3	5	16
	Acquired from Pittsburgh in exchange for future considerations, Feb. 26, 1993. Traded to Tampa Bay in exchange for Dave Capuano, June 19, 1993.							
Anderson, Perry	1991-92	LW	27	48	4	8	12	143
	Signed as free agent, July 8, 1991. Released, July 23, 1992.							
Andersson, Niklas	1997-98	LW	34	5	0	0	0	2
	Signed as free agent, Sept. 10, 1997. Became free agent, July 1, 1998.							

-B-

Baker, Jamie	1993-96, 98	C	13	187	35	27	62	139
	Signed as free agent, Aug. 18, 1993. Traded to Toronto with a fifth round selection (110th overall) in the 1996 NHL Entry Draft in exchange for Todd Gill, June 14, 1996. Signed as a free agent, September 1998. Released, Oct. 18, 1998.							
Bancroft, Steve	2001-02	D	3	5	0	1	1	2
	Signed as a free agent, July 10, 2001. Became free agent, July 1, 2002.							
Barber, Don	1991-92	LW	37	12	1	3	4	2
	Acquired from Quebec in exchange for Murray Garbutt, March 7, 1992. Released, Jan. 15, 1993.							
Bautin, Sergei	1995-96	D	28	1	0	0	0	2
	Signed as a free agent, Oct. 11, 1995. Became free agent, July 1, 1996.							
Bawa, Robin	1992-93	RW	26	42	5	0	5	47
	Acquired from Vancouver in exchange for Rick Lessard, Dec. 15, 1992. Selected by Anaheim in Expansion Draft, June 24, 1993.							
Beaufait, Mark	1992-93	C	40	5	1	0	1	0
	Selected seventh overall in the NHL Supplemental Draft, June 22, 1991. Became free agent, July 1, 1994.							
Berezan, Perry	1991-93	C	16	94	15	11	26	58
	Signed as free agent, Oct. 10, 1991. Became free agent, June 10, 1993.							
Bernier, Steve*	2005-06	RW	26/46	39	14	13	27	35
	Selected in the first round (16th overall) of the 2003 NHL Entry Draft.							
Bodger, Doug	1995-97	D	3/5	164	9	40	49	146
	Acquired from Buffalo in exchange for Vaclav Varada, rights to Martin Spahnel, Philadelphia's fourth round selection (106th overall) in the 1996 Entry Draft and Philadelphia's first round selection in the 1996 NHL Entry Draft (24th overall) (all previously acquired from Philadelphia in exchange for Pat Falloon), Nov. 16, 1995. Traded to New Jersey with Dody Wood in exchange for John MacLean and Ken Sutton, Dec. 7, 1997.							
Boyes, Brad	2003-04	C	24	1	0	0	0	2
	Acquired from Toronto along with Alyn McCauley and a first round selection (21st overall) in the 2003 NHL Entry Draft in exchange for Owen Nolan, March 5, 2003. 21st overall selection in 2003, along with a fourth round selection (compensatory pick for Theoren Fleury) later traded to Boston in exchange for a first round selection (16th overall, Steve Bernier) in the 2003 NHL Entry Draft on June 21, 2003. Boyes traded to Boston in exchange for D Jeff Jillson on March 9, 2003. Jillson immediately shipped to Buffalo, along with a ninth round selection in the 2005 NHL Entry Draft, in exchange for Curtis Brown and Andy Delmore. Delmore was traded to Boston to complete the transaction.							
Bozek, Steve	1991-92	LW/C	14	58	8	8	16	27
	Signed as free agent, Aug. 9, 1991. Released, July 23, 1992.							
Bradley, Matt	2000-03	RW	28/44	121	12	17	29	99
	Selected in the fourth round (102nd overall) of the 1996 NHL Entry Draft. Traded to Pittsburgh in exchange for Wayne Primeau on March 11, 2003.							

Brennan, Richard	1997-98	D	7	11	1	2	3	2
Signed as free agent, July 9, 1997. Traded to New York Rangers in exchange for Jason Muzzatti, March 24, 1998.								
Brown, Curtis*	2003-04	C	37	12	2	2	4	6
Acquired from Buffalo along with Andy Delmore in exchange for D Jeff Jillson and a ninth round selection in the 2005 NHL Entry Draft, March 9, 2003. Jillson acquired previously from Boston in exchange for C Brad Boyes. Delmore was sent to Boston from San Jose to complete the transaction. Became a free agent on July 1, 2004. Signed as free agent on July 3, 2006.								
Brown, Dave	1995-96	RW	21	37	3	1	4	46
Signed as free agent, Aug. 10, 1995. Retired, June 18, 1996.								
Bruce, David	1991-94	LW/RW	15	79	24	19	43	79
Acquired from St. Louis in Expansion Draft, May 30, 1991. Released, Aug. 30, 1994.								
Burr, Shawn	1997-99	LW	7/28	60	6	7	13	79
Acquired from Tampa Bay in exchange for a fifth round selection (108th overall) in the 1997 NHL Entry Draft, June 21, 1997. Traded along with Bill Houlder, Andrei Zyuzin and Stephen Guolla to Tampa Bay in exchange for Niklas Sundstrom and a third round selection (74th overall) in the 2000 NHL Entry Draft on Aug. 4, 1999. 74th overall selection later traded to Chicago, along with an additional second round selection in 2000 [49th overall] in exchange for a second round selection in 2000 [41st overall, Tero Maatta] on June 24, 2000.								
Butsayev, Viacheslav	1993-95	C	9	18	2	2	4	10
Acquired from Philadelphia in exchange for Rob Zettler, Feb. 1, 1994. Became free agent, July 1, 1995.								
Byakin, Ilya	1994-95	D	3	13	0	5	5	14
Signed as free agent, Sept. 4, 1994. Became free agent, July 1, 1995.								
Byers, Lyndon	1992-93	RW	22	18	4	1	5	122
Signed to a tryout contract, Nov. 5, 1992. Placed on waivers for purpose of unconditional release, Feb. 19, 1993.								

-C-

Caloun, Jan	1995-99	RW	43/91	13	8	3	11	0
Selected in fourth round (75th overall) of the 1992 NHL Entry Draft. Traded to Columbus along with a ninth round selection (278th overall) in the 2000 NHL Entry Draft in exchange for future considerations (protection of Evgeni Nabokov in the 2000 NHL Expansion Draft), June 12, 2000.								
Capuano, Dave	1993-94	C	27	4	0	1	1	0
Acquired from Tampa Bay in exchange for Peter Ahola, June 19, 1993. Traded to Boston in exchange for future considerations, Nov. 5, 1993.								
Carkner, Matt	2005-06	D	43	1	0	1	1	2
Signed as free agent on June 7, 2001. Became free agent, July 1, 2006.								
Carle, Matthew*	2005-06	D	25	12	3	3	6	14
Selected in the second round (47th overall) in the 2003 NHL Entry Draft.								
Carter, John	1991-93	LW	20	59	7	9	16	81
Signed as free agent, Aug. 22, 1991. Became free agent, July 1, 1993.								
Cheechoo, Jonathan*	2002-06	RW	14	229	93	63	156	130
Selected in the second round (29th overall) of the 1998 NHL Entry Draft.								
Clowe, Ryane*	2005-06	LW	29	18	0	2	2	9
Selected in the sixth round (175th overall) of the 2001 NHL Entry Draft.								
Colman, Mike	1991-93	D	34	15	0	1	1	32
Signed as free agent, Sept. 3, 1991. Deceased, April 5, 1994.								
Corriveau, Yvon	1992-93	LW	21/11	20	3	7	10	0
Acquired from Washington in NHL Waiver Draft, Oct. 4, 1992. Traded to Hartford as the future considerations in Oct. 9, 1992 trade for Michel Picard, Jan. 21, 1993.								
Courtenay, Ed	1991-93	RW	39	44	7	13	20	10
Acquired from Minnesota in Dispersal Draft, May 30, 1991. Released, Aug. 30, 1994.								
Coxe, Craig	1991-92	LW	21	10	2	0	2	19
Acquired from Vancouver in Expansion Draft, May 30, 1991. Became free agent, Sept. 21, 1992.								


Craig, Mike	1998-99, 01-02	RW	26/25	3	0	0	0	2
Signed as free agent, July 13, 1998. Became free agent, July 1, 2000. Signed as free agent, Sept. 5, 2001. Became free agent, July 1, 2002.								
Craigwell, Dale	1991-94	C	33	98	11	18	29	28
Selected in 10th round (199th overall) of 1991 NHL Entry Draft. Became free agent, July 1, 1995.								
Craven, Murray	1997-00	LW/C	32/22	129	16	29	45	47
Acquired from Chicago in exchange for Petri Varis and a sixth round selection (158th overall) in the 1998 NHL Entry Draft. Contact bought out, Jan. 20, 2000.								
Cronin, Shawn	1993-95	D	44	63	0	4	4	137
Acquired from Philadelphia in exchange for future considerations, Aug. 5, 1993. Released, Aug. 1, 1995.								

-D-


Dahlen, Ulf	1993-97	RW	22	161	41	52	93	46
Acquired with a seventh round selection (167th overall, Brad Mehalko) in the 1995 NHL Entry Draft from Dallas in exchange for Mike Lalor and Doug Zmolek, March 19, 1994. Traded with Michal Sykora and Chris Terreri to Chicago in exchange for Ed Belfour, Jan. 25, 1997.								
Damphousse, Vincent	1998-04	C	25	385	92	197	289	316
Acquired from Montreal in exchange for a fifth round selection (145th overall, previously acquired from Phoenix on June 27, 1998) in the 1999 NHL Entry Draft, a first round selection (16th overall) in the 2000 NHL Entry Draft and a second round selection (53rd overall) in the 2001 NHL Entry Draft, March 23, 1999. Became free agent, July 1, 2004.								
Davison, Rob*	2002-06	D	38/5	139	2	10	12	190
Selected in the fourth round (98th overall) of the 1998 NHL Entry Draft.								
DePalma, Larry	1991-93	LW	8	20	2	6	8	41
Signed as free agent, Aug. 30, 1991. Became free agent, July 1, 1993.								
Dimitrakos, Niko	2002-04	RW	23	134	19	34	53	83
Selected in the fifth round (155th overall) of the 1999 NHL Entry Draft. Traded to Philadelphia on March 9, 2006 in exchange for a third round selection (85th overall) in the 2006 NHL Entry Draft. Pick was later traded to Columbus on June 24, 2006, along with a fourth round selection in 2006 (113th overall) and the Sharks second round selection in the 2007 NHL Entry Draft) in exchange for a second round selection in the 2006 NHL Entry Draft (36th overall, Jamie McGinn).								
Dollas, Bobby	2000-01	D	2	16	1	1	2	14
Signed as a free agent, Nov. 4, 2001. Traded along with Johan Hedberg to Pittsburgh in exchange for Jeff Norton, March 12, 2001.								
Donovan, Shean	1994-97	RW	42	181	25	17	42	109
Selected in second round (28th overall) of 1993 NHL Entry Draft. Traded with a first round selection (12th overall) in the 1998 NHL Entry Draft to Colorado in exchange for Mike Ricci and a second round selection (50th overall) in the 1998 NHL Entry Draft, Nov. 21, 1997. 50th overall selection in 1998 later traded to Buffalo along with Kay Whitmore in exchange for Steve Shields and a fourth round selection (104th overall, Miroslav Zalesak) in the 1998 NHL Entry Draft, June 18, 1998.								



Niklas Anderson



Dale Craigwell



Bob Errey



Pat Falloon

Duchesne, Gaetan	1993-95	LW	11	117	14	25	39	44
Acquired from Dallas in exchange for sixth round selection (132nd overall, Petri Varis — later traded back to San Jose for Dean Evason on June 26, 1993) in the 1993 NHL Entry Draft, June 20, 1993. Traded to Florida in exchange for a sixth round selection (140th overall, Timo Hakanen) in the 1995 NHL Entry Draft, April 7, 1995.								

-E-



Ehrhoff, Christian*	2003-06	D	44	105	6	29	35	46
Selected in fourth round (108th overall) of the 2001 NHL Entry Draft.								
Ekman, Nils	2003-06	LW	28	159	43	69	112	88
Acquired from N.Y. Rangers in exchange for Chad Wiseman, Aug. 12, 2003. Traded to Pittsburgh along with Patrick Ehelechner in exchange for a second round selection in the 2007 NHL Entry Draft, July 20, 2006.								
Elik, Todd	1993-95	C	27	97	32	51	83	107
Acquired via waivers from Edmonton, Oct. 26, 1993. Traded to St. Louis in exchange for Kevin Miller, March 26, 1995.								
Emmons, Gary	1993-94	C	9	3	1	0	1	0
Signed as a free agent, Oct. 18, 1993. Released, Nov. 1, 1993.								
Errey, Bob	1993-95, 1996-97	LW	12	107	17	36	43	173
Signed as free agent, Aug. 17, 1993. Traded to Detroit in exchange for a fifth round selection (130th overall, Michal Bros) in the 1995 NHL Entry Draft, Feb. 27, 1995. Claimed via waivers from Detroit, Feb. 8, 1997. Became free agent, July 1, 1997.								
Evans, Kevin	1991-92	LW	44	5	0	1	1	25
Acquired from Minnesota in Dispersal Draft, May 30, 1991. Became free agent, July 1, 1992.								
Evason, Dean	1991-93	C	12/8	158	23	34	57	231
Acquired from Hartford in exchange for Dan Kecmer, Oct. 2, 1991. Traded to Dallas in exchange for a sixth round pick (132nd overall, Petri Varis) in the 1993 NHL Entry Draft, June 26, 1993.								
Ewen, Todd	1996-98	RW	36	51	0	2	2	162
Signed as free agent, July 25, 1996. Became free agent, July 1, 1998.								

-F-

Fahey, Jim*	2002-06	D	21	79	1	23	24	65
Selected in the eighth round (212th overall) of the 1998 NHL Entry Draft.								
Falloon, Pat	1991-96	RW	17	258	76	86	162	75
Selected in first round (2nd overall) of the 1991 NHL Entry Draft. Traded to Philadelphia in exchange for rights to prospect Martin Spahnel, Philadelphia's fourth round selection (106th overall) in 1996 Entry Draft and Philadelphia's first round selection (24th overall) in the 1996 NHL Entry Draft (all of which were traded immediately to Buffalo for Doug Bodger), Nov. 16, 1995.								
Fenton, Paul	1991-92	LW	22	60	11	4	15	33
Acquired from Hartford in exchange for Mike McHugh, Oct. 18, 1991. Released, July 23, 1992.								
Fibiger, Jesse	2002-03	D	53	16	0	0	0	2
Signed as free agent, Aug. 15, 2001. Became free agent, July 1, 2004.								
Fraser, Iain	1996-97	C	28	2	0	0	0	2
Signed as free agent, Aug. 26, 1996. Became free agent, July 1, 1997.								
Friesen, Jeff	1994-01	LW/C	39/19	512	149	201	350	316
Selected in first round (11th overall) of 1994 NHL Entry Draft. Traded to Anaheim, along with Steve Shields and a second round selection (36th overall) in the 2003 NHL Entry Draft in exchange for Teemu Selanne, March 5, 2001.								

-G-

Gaetz, Link	1991-93	D	23	48	6	6	12	326
Acquired from Minnesota in Dispersal Draft, May 30, 1991. Traded to Edmonton in exchange for a 10th round selection (240th overall, Tomas Pisa) in the 1994 Entry Draft, Sept. 10, 1993.								

**Rob Gaudreau****Tony Granato****Shawn Heins****Craig Janney**

Garpenlov, Johan	1991-95	LW	10	184	46	86	132	90	Acquired from Detroit in exchange for Bob McGill and an eighth round selection (189th overall) in the 1992 NHL Entry Draft, March 10, 1992. Traded to Florida in exchange for fifth round selection in the 1998 NHL Entry Draft (117th overall, traded to Florida in exchange for Dave Lowry, Nov. 14, 1997), March 3, 1995.
Gaudreau, Rob	1992-95	RW	37	143	38	40	78	46	Acquired from Minnesota in Dispersal Draft, May 30, 1991. Selected by Ottawa in Waiver Draft, Jan. 18, 1995.
Gill, Todd	1996-98	D	23	143	8	34	42	45	Acquired from Toronto in exchange for Jamie Baker and a fifth round draft selection (110th overall) in the 1996 NHL Entry Draft, June 14, 1996. Traded to St. Louis in exchange for Joe Murphy and cash considerations, March 24, 1998.
Goc, Marcel*	2005-06	C	11/57	81	8	14	22	22	Selected in the first round (20th overall) in the 2001 NHL Entry Draft.
Gorges, Josh*	2005-06	D	6	49	0	6	6	31	Signed as free agent on Sept. 20, 2002.
Granato, Tony	1996-01	RW/LW	21	279	57	42	99	387	Signed as free agent, Aug. 15, 1996. Retired September 2001.
Graves, Adam	2001-03	LW	9	163	26	23	49	83	Acquired from N.Y. Rangers, along with Rich Pilon and future considerations, in exchange for Mikael Samuelsson and Christian Gosselin and a seventh round draft selection (226th overall) in the 2002 NHL Entry Draft, June 24, 2001. Became free agent July 1, 2003.
Guolla, Steve	1996-99	LW/C	36/17	64	16	11	27	20	Signed as free agent, Aug. 26, 1996. Traded along with Bill Houlder, Andrei Zyuzin and Shawn Burr to Tampa Bay in exchange for Niklas Sundstrom and a third round selection (74th overall) in the 2000 NHL Entry Draft, Aug. 4, 1999. 74th overall selection in 2000 later traded to Chicago, along with an additional second round selection in 2000 [49th overall] in exchange for a second round selection in 2000 [41st overall, Tero Maatta], June 24, 2000.

-H-

Hammond, Ken	1991-92	D	6	46	5	10	15	82	Signed as free agent, Aug. 9, 1991. Traded to Vancouver for eighth round selection in the 1992 NHL Entry Draft (189th overall, traded to Detroit along with Bob McGill in exchange for Johan Garpenlov, March 10, 1992), March 9, 1992.
Hannan, Scott*	1998-06	D	22/43/6	429	21	82	103	291	Selected in the first round (23rd overall) of the 1997 NHL Entry Draft.
Harvey, Todd	1999-04	RW/C	13/9	301	34	49	83	335	Acquired from N.Y. Rangers, along with a fourth round selection (107th overall, Dimitri Patzold) in the 2001 NHL Entry Draft in exchange for Radek Dvorak (previously acquired from Florida in exchange for Mike Vernon and a third round selection (82nd overall) in the 2000 NHL Entry Draft), Dec. 30, 1999. Became free agent on July 1, 2004.
Hawgood, Greg	1996-97	D	4	63	6	12	18	69	Signed as free agent, Sept. 7, 1996. Became free agent, July 1, 1997.

Heins, Shawn	1997-03	D	23	81	3	7	10	105
Signed as free agent, Jan. 5, 1998. Traded to Pittsburgh in exchange for a fifth round selection (139th overall, Patrick Ehelechner) in the 2003 NHL Entry Draft, Feb. 9, 2003.								
Hicks, Alex	1998-99	LW	6	4	0	1	1	4
Signed as free agent, Sept. 12, 1998. Traded to Florida with a fifth round selection (140th overall) in the 1999 NHL Entry Draft in exchange for Jeff Norton, Nov. 11, 1998.								
Hrkac, Tony	1991-92	C	10	22	2	10	12	4
Acquired from Quebec for Greg Paslawski, May 30, 1991. Traded to Chicago for a conditional choice in 1993 Entry Draft (sixth round, 154th overall, Fredrik Oduya), Feb. 7, 1992.								
Houlder, Bill	1997-99	D	2	158	16	48	64	88
Signed as free agent, July 9, 1997. Traded along with Andre Zyuzin, Stephen Guolla and Shawn Burr to Tampa Bay in exchange for Niklas Sundstrom and a third round selection (74th overall) in the 2000 NHL Entry Draft on Aug. 4, 1999. 74th overall selection in 2000 was later traded to Chicago, along with an additional second round selection in 2000 [49th overall] in exchange for a second round selection in 2000 [41st overall, Tero Maatta], June 24, 2000.								
Hunter, Tim	1996-97	RW	19	46	0	4	4	135
Signed as free agent, July 25, 1996. Retired, July 1, 1997.								
Hyvonen, Hannes	2001-02	RW	50	6	0	0	0	0
Selected by San Jose in the ninth round (257th overall) of the 1999 NHL Entry Draft. Traded to Florida in exchange for a seventh round selection (201st overall, Jonathan Tremblay) in the 2003 NHL Entry Draft, July 16, 2002.								

-I-J-

Iafrate, Al	1996-98	D	43	59	8	16	24	119
Acquired from Boston for Jeff Odgers and a fifth round selection in the 1996 NHL Entry Draft (132nd overall, previously acquired from Pittsburgh in exchange for Kevin Miller, March 20, 1996)), June 21, 1996. Selected by Nashville in Expansion Draft, June 26, 1998.								
Jakopin, John	2002-03	D	4	12	0	0	0	11
Signed as free agent, Sept. 5, 2002. Became free agent, July 1, 2003.								
Janney, Craig	1994-96	C	15	98	18	64	82	36
Acquired from St. Louis in exchange for Jeff Norton and a third round selection (55th over all) in the 1997 NHL Entry Draft March 6, 1995. Traded to Winnipeg in exchange for Darren Turcotte and a second round selection (31st overall) in the 1996 NHL Entry Draft, March 18, 1996. 31st overall selection in 1996 later traded to Chicago, along with an additional 1996 second round selection (46th overall, previously acquired from Detroit on March 16, 1996) in exchange for a 1996 first round selection (21st overall, Marco Sturm), June 22, 1996.								
Jillson, Jeff	2001-03	D	5	74	5	19	24	38
Selected by San Jose in the first round (14th overall) 1999 NHL Entry Draft. Traded to Boston along with Jeff Hackett in exchange for Kyle McLaren and a fourth round selection (126 th overall, Torrey Mitchell) in the 2004 NHL Entry Draft, Jan. 23, 2003. Hackett previously acquired from Montreal in exchange for Niklas Sundstrom and a third round selection (95th overall) in the 2004 NHL Entry Draft.								

-K-


Kisio, Kelly	1991-93	C	11	126	37	78	115	144
Acquired from Minnesota for Shane Churla, June 3, 1991. Became free agent, July 1, 1993.								
Kolstad, Dean	1991-93	D	29	10	0	2	12	
Acquired from Minnesota in Dispersal Draft, May 30, 1991. Became free agent, July 1, 1993.								
Korolyuk, Alexander *	1997-04	LW/RW	15/27/94	296	62	80	142	140
Selected in sixth round (141st overall) of the 1994 NHL Entry Draft.								
Kozlov, Viktor	1994-97	C/LW	25/47	174	29	40	69	50
Selected in first round (sixth overall) of the 1993 NHL Entry Draft. Traded to Florida in exchange for a first round selection in the 1998 NHL Entry Draft, Nov. 14, 1997. Tampa Bay later acquired the right to swap 1998 first round picks with San Jose, along with Andrei Zyuzin, in exchange for Bryan Marchment and David Shaw on March 24, 1998. Florida won the 1998 NHL Lottery and the first round draft selection acquired by San Jose from Florida became first overall, which Tampa swapped with SanJose for the second overall pick in 1998. San Jose then traded the 1998 second								

overall pick to Nashville, along with a 1998 third round selection (85th overall [previously acquired from New Jersey, in exchange for Vlastimil Kroupa, Aug. 22, 1997] in exchange for the 1998 third overall selection (Brad Stuart) and a second round selection (29th overall, Jonathan Cheechoo) in the 1998 NHL Entry Draft, June 27, 1998.

Kraft, Ryan	2002-03	C	41	7	0	1	1	0
Selected in the eighth round (194th overall) of the 1995 NHL Entry Draft. Became free agent, July 1, 1998. Signed as free agent, Aug. 11, 2000. Became free agent, July 1, 2003.								
Kravets, Mikhail	1991-93	RW	7/40	2	0	0	0	0
Selected in 12th round (243rd overall) of 1991 NHL Entry Draft. Became free agent, July 1, 1994.								
Kroupa, Vlastimil	1993-97	D	44/26	103	4	18	22	66
Selected in second round (45th overall) of 1993 NHL Entry Draft. Traded to New Jersey in exchange for a third round selection (85th overall) in the 1998 NHL Entry Draft, Aug. 22, 1997. 85th overall selection in 1998 later traded to Nashville along with a first round selection in the 1998 NHL Entry Draft (2nd overall) in exchange for a first round selection in the 1998 NHL Entry Draft [3rd overall, Brad Stuart] and a second round selection in the 1998 NHL Entry Draft [29th overall, Jonathan Cheechoo].								
Kruse, Paul	2000-01	LW	29	1	0	0	0	5
Signed as free agent, Sept. 10, 2000. Became free agent, July 1, 2001.								
Kyte, Jim	1994-96	D	2	75	3	12	15	179
Signed as free agent, March 30, 1995. Became free agent, July 1, 1996.								

-L-


Lalor, Mike	1993-94	D	5/18	23	0	2	2	8
Signed as free agent, Aug. 16, 1993. Traded to Dallas with Doug Zmolek in exchange for Ulf Dahlen, March 19, 1994.								
Langfeld, Josh	2005-06	RW	24	39	2	9	11	16
Signed as a free agent, Sept. 12, 2005. Claimed on waivers by Boston on Jan. 31, 2006.								
Lappin, Peter	1991-92	RW	26	1	0	0	0	0
Acquired from Minnesota in Dispersal Draft, May 30, 1991. Became free agent, Sept. 1, 1992.								
Larionov, Igor	1993-95	C	7	97	23	59	82	54
Acquired from Vancouver in 1992 NHL Waiver Draft. Traded to Detroit in exchange for Ray Sheppard, Oct. 24, 1995.								
Lawton, Brian	1991-93	C	9	80	17	30	47	54
Signed as free agent, Aug. 9, 1991. Traded to New Jersey in exchange for future considerations, Jan. 26, 1993.								
Lessard, Rick	1991-93	D	13	8	0	2	2	16
Acquired from Calgary in Expansion Draft, May 30, 1991. Traded to Vancouver for Robin Bawa, Dec. 15, 1992.								
LiPuma, Chris	1996-97	D	26	8	0	0	0	22
Signed as free agent, Aug. 26, 1996. Became free agent, July 1, 1997.								



Stephane Matteau



Brantt Myhres



Bernie Nicholls



Tom Pederson

Lindsay, Bill	2000-01	LW	12	16	0	4	4	29
Acquired from Calgary in exchange for an eighth round selection in the 2001 NHL Entry Draft (233rd overall, previously acquired from Minnesota along with future considerations [protection of Evgeni Nabokov in the 2000 NHL Expansion Draft] in exchange for Andy Sutton, a seventh round selection (214th overall) in the 2000 NHL Entry Draft and a third round selection (85th overall) in the 2001 NHL Entry Draft on June 12, 2000), March 6, 2001. Became free agent, July 1, 2001.								
Lowry, Dave	1997-00	LW	26/15	143	11	17	28	93
Acquired from Florida in exchange for fifth round selection in the 1998 NHL Entry Draft (117th overall, previously acquired from Florida in exchange for Johan Garpenlov, March 3, 1995), Nov. 13, 1997. Became free agent, July 1, 2000.								
Loynes, Lynn	2002-04	LW/C	26	21	3	0	3	19
Signed as free agent, Oct. 3, 2001. Traded to Calgary in exchange for a fifth round selection (152nd overall, traded to Florida on June 27, 2004) in the 2004 NHL Entry Draft and future considerations, Jan. 9, 2004.								

-M-

MacLean, John	1997-98	RW	15	51	13	19	32	28
Acquired with Ken Sutton from New Jersey in exchange for Doug Bodger and Dody Wood, Dec. 7, 1997. Became free agent, July 1, 1998.								
MacLeod, Pat	1991-93	D	38	50	5	12	17	14
Acquired from Minnesota in Dispersal Draft, May 30, 1991. Became free agent, July 1, 1993.								
Makarov, Sergei	1993-95	RW	24	123	40	52	92	118
Acquired from Hartford as future considerations of June 26, 1993 trade, Aug. 6, 1993. Removed from NHL roster, Sept. 30, 1995.								
Maley, David	1992-94	LW	25	62	1	6	7	156
Claimed off waivers from Edmonton, Jan. 1, 1993. Traded to N.Y. Islanders in exchange for future considerations, Jan. 24, 1994.								
Marchment, Bryan	1997-03	D	27	334	15	53	66	706
Acquired with David Shaw in exchange for Andrei Nazarov and Tampa Bay's option to swap first round picks in the 1998 NHL Entry Draft, March 24, 1998. Traded to Colorado in exchange for third (97th overall) and fifth round (163rd overall) selections in the 2003 NHL Entry Draft, March 8, 2003. 97th overall selection in 2003 traded to Calgary, along with a fifth round selection (143rd overall) and a sixth round selection (173rd overall) in the 2003 NHL Entry Draft in exchange for a second round selection (47th overall, Matthew Carle) in the 2003 NHL Entry Draft on June 21, 2003. 163rd overall selection in 2003 NHL Entry Draft traded back to Colorado in exchange for Scott Parker, June 21, 2003.								
Marleau, Patrick*	1997-06	C	12/14	640	187	226	413	219
Selected in first round (second overall) of the 1997 NHL Entry Draft.								
Marshall, Jason	2003-04	D	6	12	0	2	2	8
Acquired from Minnesota in exchange for fifth round selection (161st overall) in 2004 NHL Entry Draft. Became free agent July 1, 2004.								
Matteau, Stephane	1997-02	RW/LW	32/37	345	55	64	119	241
Acquired from St. Louis in exchange for Darren Turcotte, July 25, 1997. Became free agent July 1, 2002.								
McDonough, Hubie	1992-93	C	27	30	6	2	8	6
Acquired from N.Y. Islanders in exchange for cash considerations, Aug. 31, 1992. Became free agent, June 10, 1993.								
McCauley, Alyn	2002-06	C/LW	10	174	35	48	83	62
Acquired from Toronto along with Brad Boyes and a first round selection (21st overall) in the 2003 NHL Entry Draft in exchange for Owen Nolan, March 5, 2003. 21st overall selection in 2003 later traded to Boston, along with a second round selection (66th overall) and a fourth round selection (107th overall) in the 2003 NHL Entry Draft in exchange for a first round selection (16th overall, Steve Bernier) in the 2003 NHL Entry Draft on June 21, 2003. Became a free agent on July 1, 2006.								
McGill, Bob	1991-92	D	25	62	3	1	4	70
Acquired from Chicago in Expansion Draft, May 30, 1991. Traded to Detroit, along with an eighth round draft selection (189th overall) in the 1992 NHL Entry Draft in exchange for Johan Garpenlov, March 10, 1992.								

McGillis, Dan	2002-03	D	3	37	3	13	16	30	Acquired from Philadelphia in exchange for Marcus Ragnarsson on Dec 6., 2001. Traded to Boston in exchange for a second round selection (50th overall) in the 2003 NHL Entry Draft, March 11, 2003. 50th overall selection in 2003 later traded to the N.Y. Rangers, along with a third round selection in the 2003 NHL Entry Draft (75th overall) in exchange for a second round selection (43rd overall, Joshua Hennessy) in the 2003 NHL Entry Draft, June 21, 2003.
McHugh, Mike	1991-92	LW	22	8	1	0	1	14	Acquired from Minnesota in Dispersal Draft, May 30, 1991. Traded to Hartford in exchange for Paul Fenton, Oct. 18, 1991.
McLaren, Kyle*	2002-06	D	4	174	4	51	55	156	Acquired from Boston along with a fourth round selection (126th overall, Torrey Mitchell) in the 2004 NHL Entry Draft in exchange for Jeff Jillson and Jeff Hackett, Jan. 23, 2003. Hackett was previously acquired from Montreal on Jan. 23, 2003 in exchange for Niklas Sundstrom and a third round selection (95th overall) in the 2004 NHL Entry Draft.
McLean, Jeff	1993-94	C	43	6	1	0	1	0	Selected by San Jose in 1991 Supplemental Draft (first overall). Became free agent, July 1, 1994.
McSorley, Marty	1996-98	D	33	113	6	22	28	326	Acquired from N.Y. Rangers in exchange for Jayson More, Brian Swanson and a fourth round selection in the 1997 NHL Entry Draft (82nd overall), Aug. 20, 1996. Became free agent, July 1, 1998.
Michalek, Milan*	2003-06	RW	9	83	18	18	36	49	Selected in first round (sixth overall) of the 2003 NHL Entry Draft.
Montgomery, Jim	2000-01	C	26	28	1	6	7	19	Signed as free agent, Aug. 14, 2000. Became free agent, July 1, 2001.
Myhres, Brantt	1998-00	RW	33	43	1	1	2	213	Signed as free agent, Sept. 11, 1998. Became free agent, July 1, 2000.
Miller, Kevin	1994-96	RW/LW	8/12	89	28	27	55	54	Acquired from St. Louis in exchange for Todd Elik, March 23, 1995. Traded to Pittsburgh in exchange for a fifth round selection in the 1996 NHL Entry Draft (132nd overall, traded to Boston with Jeff Odgers in exchange for Al Iafrate on June 21, 1996), March 20, 1996.
Miller, Kip	1993-94	C	20	11	2	2	4	6	Signed as free agent, Aug. 10, 1993. Became free agent July 1, 1994.
More, Jay	1991-96	D	4	287	12	38	50	545	Acquired from Montreal in Expansion Draft, May 30, 1991. Traded with Brian Swanson and a fourth round selection (82nd overall) in the 1997 NHL Entry Draft to N.Y. Rangers for Marty McSorley, Aug. 20, 1996.
Morris, Jon	1992-93	C	9	13	0	3	3	6	Claimed via waivers from New Jersey, March 13, 1993. Traded to Boston in exchange for future considerations, Oct. 29, 1993.
Mullen, Brian	1991-92	LW	19	72	18	28	46	66	Acquired from N.Y. Rangers in exchange for Tim Kerr, May 30, 1991. Traded to N.Y. Islanders in exchange for rights to Marcus Thuresson, Aug. 24, 1992.
Murphy, Joe	1997-99	RW	17	86	30	27	57	87	Acquired with cash considerations from St. Louis in exchange for Todd Gill, March 24, 1998. Became free agent, July 1, 1999.
Murray, Doug*	2005-06	D	41	34	0	1	1	27	Selected in the eighth round (241st overall) in the 1999 NHL Entry Draft.

-N-O-

Nazarov, Andrei	1993-98	LW	23/62	169	23	28	51	490	Selected in first round (10th overall) of the 1992 NHL Entry Draft. Traded to Tampa Bay with the option to swap first round selections with San Jose in the 1998 NHL Entry Draft in exchange for Bryan Marchment and David Shaw, March 24, 1998.
Nicholls, Bernie	1996-98	C	9	135	18	57	75	93	Signed as free agent, July 30, 1996. Retired, Nov. 22, 1998.
Nieminen, Ville*	2005-06	LW	15	22	3	4	7	10	Acquired from New York Rangers in exchange for a third round selection (83rd overall) in the 2006 NHL Entry Draft, March 8, 2006.

Nolan, Owen	1995-03	RW	11	568	206	245	451	934
-------------	---------	----	----	-----	-----	-----	-----	-----

Acquired from Colorado in exchange for Sandis Ozolinsh, Oct. 26, 1995. Traded to Toronto in exchange for Alyn McCauley, Brad Boyes and a first round selection (21st overall) in the 2003 NHL Entry Draft, March 5, 2003. 21st overall selection in 2003 later traded to Boston, along with a second round selection (66th overall) and a fourth round selection (107th overall) in the 2003 NHL Entry Draft in exchange for a first round selection (16th overall, Steve Bernier) in the 2003 NHL Entry Draft on June 21, 2003.

Norton, Jeff	93-95, 98-00, 00-01	D	8/5	225	12	81	9	174
--------------	---------------------	---	-----	-----	----	----	---	-----

Acquired from N.Y. Islanders in exchange for a third round selection (63rd overall) in the 1994 NHL Entry Draft, June 20, 1993. Traded to St. Louis along with a third round selection (55th overall) in the 1997 NHL Entry Draft in exchange for Craig Janney, March 6, 1995. Acquired from Florida in exchange for Alex Hicks and a fifth round selection (140th overall) in the 1999 NHL Entry Draft, Nov. 11, 1998. Became free agent, July 1, 2000. Acquired from Pittsburgh in exchange for Bobby Dollas and Johan Hedberg, March 12, 2001. Became free agent, July 1, 2001.

Odgers, Jeff	1991-96	RW	36	334	48	34	82	1001
--------------	---------	----	----	-----	----	----	----	------

Signed as free agent, Sept. 3, 1991. Traded to Boston with a fifth round selection in the 1996 NHL Entry Draft (132nd overall, previously acquired from Pittsburgh in exchange for Kevin Miller, March 20, 1996) in exchange for Al Iafrate, June 21, 1996.

Otevre, Jaroslav	1992-94	LW	42/50	16	3	4	7	2
------------------	---------	----	-------	----	---	---	---	---

Selected in seventh round (133rd overall) of the 1991 NHL Entry Draft. Became a free agent, July 1, 1994.

Ozolinsh, Sandis	1992-95	D	6	173	43	73	116	98
------------------	---------	---	---	-----	----	----	-----	----

Selected in second round (30th overall) of the 1991 NHL Entry Draft. Traded to Colorado in exchange for Owen Nolan, Oct. 26, 1995.

-P-

Parker, Scott*	2003-06	RW	27	60	2	3	5	139
----------------	---------	----	----	----	---	---	---	-----

Acquired from Colorado in exchange for a fifth round selection (163rd overall) in 2003 NHL Entry Draft, June 21, 2003.

Pavelich, Mark	1991-92	C	16	2	0	1	1	4
----------------	---------	---	----	---	---	---	---	---

Signed as free agent, Aug. 9, 1991. Released, Oct. 8, 1991.

Pederson, Mark	1992-93	LW	18	27	7	3	10	22
----------------	---------	----	----	----	---	---	----	----

Acquired from Philadelphia in exchange for Dave Snuggerud, Dec. 19, 1992. Released, Aug. 10, 1993.

Pederson, Tom	1991-96	D	41	225	19	47	66	133
---------------	---------	---	----	-----	----	----	----	-----

Acquired from Minnesota in Dispersal Draft, May 30, 1991. Became free agent, July 1, 1996.

Peltonen, Ville	1995-97	LW	37	59	4	14	18	14
-----------------	---------	----	----	----	---	----	----	----

Selected in third round (58th overall) of 1993 NHL Entry Draft. Traded to Nashville in exchange for a fifth round selection in the 1998 NHL Entry Draft (116th overall), June 26, 1998. 116th overall selection in 1998 later traded to Phoenix for a fifth round selection (145th overall) in the 1999 NHL Entry Draft, June 27, 1998. 145th overall selection in 1999 later traded to Montreal on March 23, 1999 as part of Vincent Damphousse deal.

Picard, Michel	1992-93	LW	44	25	4	0	4	24
----------------	---------	----	----	----	---	---	---	----

Acquired from Hartford in exchange for future considerations, Oct. 9, 1992. Became free agent, July 1, 1993.

Potomski, Barry	1997-98	LW	24	9	0	1	1	30
-----------------	---------	----	----	---	---	---	---	----

Signed as free agent, Aug. 15, 1997. Became free agent, July 1, 1998.

Presley, Wayne	1991-92	RW	7	47	8	14	22	76
----------------	---------	----	---	----	---	----	----	----

Acquired from Chicago in exchange for third round selection (54th overall) in the 1993 NHL Entry Draft, Sept. 20, 1991. Traded to Buffalo in exchange for Dave Snuggerud, March 9, 1992.

Primeau, Wayne	2002-06	C	15	100	15	24	39	107
----------------	---------	---	----	-----	----	----	----	-----

Acquired from Pittsburgh in exchange for Matt Bradley, March 11, 2003. Traded to Boston along with Brad Stuart and Marco Sturm in exchange for Joe Thornton, Nov. 30, 2005.

Preissing, Tom	2003-06	D	42	143	13	49	62	38
----------------	---------	---	----	-----	----	----	----	----

Signed as a free agent, April 4, 2003. Traded to Chicago along with Josh Hennessy in exchange for Mark Bell on July 10, 2006.

-Q-

Quintin, J.F.	1991-93	LW	28	22	5	5	10	4
---------------	---------	----	----	----	---	---	----	---

Acquired from Minnesota in Dispersal Draft, May 30, 1991. Became free agent, June 10, 1993.

-R-S-

Racine, Yves	1995-96	D	34	32	1	16	17	28
Claimed off waivers from Montreal, Jan. 23, 1996. Traded to Calgary Flames for future considerations, Dec. 18, 1996.								
Ragnarsson, Marcus	1995-03	D	10/33	519	28	125	153	392
Selected by San Jose in the fifth round (99th overall) of 1992 NHL Entry Draft. Traded to Philadelphia in exchange for Dan McGillis, Dec. 6, 2003.								
Rathje, Mike	1993-04	D	2/40	671	27	128	155	439
Selected by San Jose in first round (third overall) of the 1992 NHL Entry Draft. Became free agent, Aug. 1, 2005.								
Ricci, Mike	1997-04	C	18	529	101	162	263	355
Acquired from Colorado, along with a second round selection (50th overall) in the 1998 NHL Entry Draft in exchange for Shean Donovan and a first round selection (12th overall) in the 1998 NHL Entry Draft, Nov. 21, 1997. 50th overall selection in 1998 later traded to Buffalo, along with Kay Whitmore in exchange for Steve Shields and a fourth round selection (104th overall, Miroslav Zalesak) on June 18, 1998. Became free agent on July 1, 2004.								
Rissmiller, Patrick*	2003-06	C	34	22	3	3	6	8
Signed as a free agent, June 30, 2003.								
Rouse, Bob	1998-00	D	3	96	0	12	12	63
Signed as free agent, July 13, 1998. Contract bought out, Jan. 5, 2000.								
Samuelsson, Mikael	2000-01	RW	28	4	0	0	0	0
Selected by San Jose in the fifth round (145th overall) in the 1998 NHL Entry Draft. Traded to N.Y. Rangers with Christian Gosselin and a seventh round selection (226th overall) in the 2002 NHL Entry Draft in exchange for Adam Graves, Rich Pilon and future considerations, June 24, 2001.								
Scremin, Claudio	1991-93	D	45	17	0	1	1	29
Signed as free agent, Sept. 3, 1991. Became free agent, July 1, 1993.								
Selanne, Teemu	2000-03	RW/LW	8	176	64	67	131	70
Acquired from Anaheim in exchange for Jeff Friesen, Steve Shields and a second round selection (36th overall) in the 2003 NHL Entry Draft, March 5, 2001. Became free agent, July 1, 2003.								
Sheppard, Ray	1995-96	RW	26	51	27	19	46	10
Acquired from Detroit in exchange for Igor Larionov, Oct. 24, 1995. Traded to Florida along with a fourth round selection (82nd overall) in the 1996 NHL Entry Draft in exchange for a second round selection (46th overall) and a fourth round selection (102nd overall, Matt Bradley) in the 1996 NHL Entry Draft, March 16, 1996. The 46th overall selection in 1996 was later traded to Chicago, along with an additional second round selection (31st overall, previously acquired from Winnipeg in a March 18, 1996 trade) in exchange for a first round selection in the 1996 NHL Entry Draft (21st overall, Marco Sturm), June 22, 1996.								
Skalde, Jarrod	1997-99	C	8	38	5	7	12	18
Signed as free agent, Aug. 13, 1997. Claimed off waivers by Chicago, Jan. 8, 1998. Claimed off waivers from Chicago, Jan. 22, 1998. Claimed off waivers by Dallas, Jan. 17, 1998. Claimed off waivers from Chicago, March 6, 1998. Became a free agent, July 1, 2000.								
Skriko, Petri	1992-93	C	26	17	4	3	7	6
Signed as free agent, Aug. 27, 1992. Placed on waivers for purposes of unconditional release, Nov. 30, 1992.								
Smith, Mark*	2000-06	C	16	282	19	34	53	356
Selected by San Jose in the ninth round (219th overall) in the 1997 NHL Entry Draft								
Snuggerud, Dave	1991-93	LW	18	36	4	6	10	18
Acquired from Buffalo in exchange for Wayne Presley, March 9, 1992. Traded to Philadelphia in exchange for Mark Pederson, Dec. 19, 1992.								
Stern, Ron	1998-00	RW	22	145	11	14	25	309
Signed as free agent, Aug. 25, 1998. Retired, Sept. 22, 2000.								

Stevenson, Grant*	2005-06	RW	37/55	47	10	12	22	14
Signed as free agent, April 18, 2003.								
Stuart, Brad	1999-06	D	7	377	36	117	153	221
Selected by San Jose in the first round (third overall) of the 1998 NHL Entry Draft. Traded to Boston along with Wayne Primeau and Marco Sturm in exchange for Joe Thornton, Nov. 30, 2005.								
Sturm, Marco	1997-06	LW/C	19	553	128	145	273	242
Selected by San Jose in the first round (21st overall) of the 1996 NHL Entry Draft. Traded to Boston along with Wayne Primeau and Brad Stuart in exchange for Joe Thornton, Nov. 30, 2005								
Sullivan, Mike	1991-93	C	47	171	16	21	37	49
Signed as free agent, Aug. 9, 1991. Claimed by Calgary via waivers, Jan. 6, 1994.								
Sundstrom, Niklas	1999-03	RW	24	281	33	104	137	122
Acquired from Tampa Bay along with a third round selection (74th overall) in the 2000 NHL Entry Draft, in exchange for Andrei Zyuzin, Bill Houlder, Steve Guolla and Shawn Burr, Aug. 4, 1999. 74th overall selection in 2000 was later traded to Chicago, along with an additional second round selection in 2000 (49th overall) in exchange for a second round selection in 2000 (41st overall, Tero Maatta), June 24, 2000. Traded to Montreal along with a third round selection (95th overall) in the 2004 NHL Entry Draft in exchange for Jeff Hackett, Jan. 23, 2003. Hackett immediately traded to Boston along with Jeff Jillson in exchange for Kyle McLaren and a fourth round selection (126th overall, Torrey Mitchell) in the 2004 NHL Entry Draft.								
Suter, Gary	1998-02	D	20	227	22	79	101	193
Acquired rights from Chicago on June 27, 1998 in exchange for a ninth round selection (240th overall) in the 1998 NHL Entry Draft. Signed as a free agent, July 1, 1998. Retired, Sept 10, 2002.								
Sutter, Ron	1996-00	C	12	272	15	26	41	161
Signed as free agent, Oct. 12, 1996. Became a free agent, July 1, 2000.								
Sutton, Andy	1998-00	D	42	71	1	4	5	145
Signed as free agent, March 20, 1998. Traded to Minnesota along with a seventh round selection (214th overall) in the 2000 NHL Entry Draft and a third round selection (85th overall) in the 2001 NHL Entry Draft in exchange for an eighth round selection in the 2001 NHL Entry Draft (233rd overall, traded to Calgary in exchange for Bill Lindsay on March 6, 2001) and future considerations (protection of Evgeni Nabokov in the 2000 NHL Expansion Draft), June 12, 2000.								
Sutton, Ken	1997-98	D	5	8	0	0	0	15
Acquired with John MacLean from New Jersey in exchange for Doug Bodger and Dody Wood, Dec. 7, 1997. Traded to New Jersey in exchange for a fifth round selection (155th overall, Niko Dimitrakos) in the 1999 NHL Entry Draft, Aug. 26, 1998.								
Sykora, Michal	1993-97	D	38	152	7	29	36	137
Selected by San Jose in the sixth round (123rd overall) of the 1992 NHL Entry Draft. Traded to Chicago with Ulf Dahlen and Chris Terreri in exchange for Ed Belfour, Jan. 25, 1997.								

-T-

Tancill, Chris	1994-97	RW/LW	18	96	14	27	41	38
Signed as free agent, Aug. 31, 1994. Became a free agent, July 1, 1997.								
Thornton, Joe*	2005-06	C	19	58	20	72	92	55
Acquired from Boston in exchange for Wayne Primeau, Brad Stuart and Marco Sturm, Nov. 30, 2005.								
Thornton, Scott	2000-06	LW	17	342	77	70	147	439
Signed as free agent, July 1, 2000. Team declined option on June 21, 2006 making him a free agent on July 1, 2006.								
Turcotte, Darren	1995-97	C	9/47	74	22	26	48	20
Acquired from Winnipeg with a second round selection (31st overall) in the 1996 NHL Entry Draft in exchange for Craig Janney, March 18, 1996. The 31st overall selection in 1996 was later traded to Chicago, along with an additional 1996 second round selection (46th overall, previously acquired from Detroit on March 16, 1996) in exchange for a first round selection (21st overall, Marco Sturm), June 22, 1996. Traded to St. Louis in exchange for Stephane Matteau, July 25, 1997.								

**Grant Stevenson****-U-V-W-**

Whitney, Ray	1991-97	LW/C	14/43	200	48	73	121	52	Selected in second round (23rd overall) of the 1991 NHL Entry Draft. Contract bought out, Aug. 21, 1997.
Widmer, Jason	1996-97	D	5	2	0	1	1	0	Signed as free agent, Aug 26, 1996. Became free agent, July 1, 1998.
Wilkinson, Neil	1991-93	D	5/45	119	5	22	27	203	Acquired from Minnesota in Dispersal Draft, May 30, 1991. Traded to Chicago as future considerations in June 18, 1993 trade for Jimmy Waite, July 9, 1993.
Williams, David	1991-93	D	3/41	96	4	36	40	89	Signed as free agent, Aug. 9, 1991. Selected by Anaheim in Expansion Draft, June 24, 1993.
Wilson, Doug	1991-93	D	24	86	12	36	48	66	Acquired from Chicago in exchange for Kerry Toporowski and a second round selection (27th overall) in the 1992 NHL Entry Draft, Sept. 6, 1991. Retired, Sept. 10, 1993.
Wiseman, Chad	2002-03	LW	49	4	0	0	0	4	Selected in the eighth round (246th overall) of the 2000 NHL Entry Draft. Traded to the N.Y. Rangers in exchange for Nils Ekman, Aug. 12, 2003.
Wood, Dody	1992-98	LW/C	16/45	106	8	10	18	471	Selected in the third round (45th overall) of the 1991 NHL Entry Draft. Traded with Doug Bodger to New Jersey in exchange for John MacLean and Ken Sutton, Dec. 7, 1997.

-X-Y-Z-

Yegorov, Alexei	1995-99	C	48	11	3	3	6	2	Selected in third round (66th overall) of 1994 NHL Entry Draft. Selected by Atlanta in the 1999 Expansion Draft.
Zalesak, Miroslav	2002-04	RW	46/32	12	1	2	3	0	Selected in the fourth round (104th overall) in the 1998 NHL Entry Draft. Became free agent, Aug. 1, 2005.
Zettler, Rob	1991-94	D	2	196	1	18	19	314	Acquired from Minnesota in Dispersal Draft, May 30, 1991. Traded to Philadelphia in exchange for Vyacheslav Butsayev, Feb. 1, 1994.
Zmolek, Doug	1992-94	D	19	152	5	14	19	351	Acquired from Minnesota in Dispersal Draft, May 30, 1991. Traded with Mike Lalor to Dallas in exchange for Ulf Dahlen, March 19, 1994.
Zyuzin, Andrei	1997-99	D	20/4	81	9	8	17	104	Selected in the first round (second overall) of the 1996 NHL Entry Draft. Traded along with Shawn Burr, Bill Houlder and Stephen Guolla to Tampa Bay in exchange for Niklas Sundstrom and a third round selection (74th overall) in the 2000 NHL Entry Draft, Aug. 4, 1999. 74th overall selection later traded to Chicago, along with an additional second round selection in 2000 (49th overall), in exchange for a second round selection in 2000 (41st overall, Tero Maatta), June 24, 2000.



Nolan Schaefer

GOALTENDERS

	YEARS	NO	GP	MIN	GA	W-L-T	SO	GAA
Belfour, Ed	1996-97	31/30	13	757	43	3-9-0	1	3.41
Acquired from Chicago in exchange for Ulf Dahlen, Michal Sykora and Chris Terreri, Jan. 25, 1997. Became a free agent, July 1, 1997.								
Flaherty, Wade	1991-97	31/35	53	2586	185	10-26-2	1	4.29
Signed as free agent, Sept. 3, 1991. Became a free agent, July 1, 1997.								
Gauthier, Sean	1998-99	30	1	3	0	0-0-0	0	0.00
Signed as a free agent, July 22, 1998. Became a free agent, July 1, 1999.								
Hackett, Jeff	1991-93	30	78	4314	324	13-57-2	0	4.51
Acquired from N.Y. Islanders in Expansion Draft, May 30, 1991. Traded to Chicago in exchange for a third round selection (66th overall, Alexei Yegorov) in the 1994 NHL Entry Draft, July 13, 1993.								
Hayward, Brian	1991-93	1	25	1235	111	3-18-1	0	5.39
Acquired from Minnesota in Dispersal Draft, May 30, 1991. Became free agent, June 10, 1993.								
Hrudey, Kelly	1996-98	32	76	3564	202	20-40-7	1	3.04
Signed as free agent, July 18, 1996. Retired, July 30, 1998.								
Irbe, Arturs	1991-96	32	183	10286	595	57-91-26	8	3.47
Acquired from Minnesota in Dispersal Draft, May 30, 1991. Became a free agent, July 1, 1996.								
Kiprusoff, Miikka	2000-04	37/34	47	2390	113	14-21-3	3	2.84
Selected by San Jose in the fifth round (116th overall) of the 1995 NHL Entry Draft. Traded to Calgary in exchange for a second round selection (35th overall, Marc-Edouard Vasic) in 2005 NHL Entry Draft, Nov. 16, 2003.								
Nabokov, Evgeni*	1999-04	20/35	258	14692	572	121-94-29	26	2.34
Selected by San Jose in the ninth round (215th overall) of the 1994 NHL Entry Draft.								
Muzzatti, Jason	1997-98	30	1	27	2	0-0-0	0	4.44
Acquired from N.Y. Rangers in exchange for Richard Brennan, March 24, 1998. Became free agent, July 1, 1998.								
Myllys, Jarmo	1991-92	35	27	1374	115	3-18-1	0	5.02
Acquired from Minnesota in Dispersal Draft, May 30, 1991. Traded to Toronto in exchange for future considerations, June 15, 1992.								
Sarjeant, Geoff	1995-96	29	4	171	14	0-2-1	0	4.91
Signed as free agent, Sept. 7, 1995. Became a free agent, July 1, 1996.								
Schaefer, Nolan	2005-06	31	7	352	11	5-1-0	1	1.88
Selected by San Jose in the 2000 NHL Entry Draft (5th round, 166th overall).								

Shields, Steve	1998-01	31	125	7094	289	48-49-21	10	2.44	Acquired from Buffalo, along with a fourth round selection (104th overall, Miroslav Zalesak) in the 1998 NHL Entry Draft in exchange for Kay Whitmore, a second round selection (50th overall, previously acquired from Colorado, Nov. 20, 1997) and a fifth round selection (150th overall) in the 2000 NHL Entry Draft, June 18, 1998. Traded to Anaheim, along with Jeff Friesen and a second round (36th overall) selection in the 2003 NHL Entry Draft in exchange for Teemu Selanne, March 5, 2001.
Terreri, Chris	1995-97	30	68	3716	210	19-39-4	0	3.39	Acquired from New Jersey in exchange for second round selection (28th overall) in the 1996 NHL Entry Draft, Nov. 15, 1995. Traded with Ulf Dahlen and Michal Sykora to Chicago in exchange for Ed Belfour, Jan. 25, 1997.
Toskala, Vesa*	2001-04	35/29	40	2087	53	16-11-5	2	2.13	Selected by San Jose in the fourth round (90th overall) of the 1995 NHL Entry Draft.
Vernon, Mike	1997-99	29	111	6395	253	46-44-18	9	2.30	Acquired from Detroit in exchange for a second round selection (41st overall) in the 1998 NHL Entry Draft and a second round selection (47th overall) in the 1999 NHL Entry Draft, Aug. 18, 1997. Traded to Florida along with a third round selection (82nd overall) in the 2000 NHL Entry Draft in exchange for Radek Dvorak. Dvorak immediately traded to N.Y. Rangers in exchange for Todd Harvey and a fourth round selection (107th overall, Dimitri Patzold) in the 2001 NHL Entry Draft, Dec. 30, 1999.
Waite, Jimmy	1993-95	29	15	697	50	3-7-0	0	4.30	Acquired from Chicago in exchange for future considerations (Neil Wilkinson on July 9, 1993), June 18, 1993. Traded to Chicago in exchange for fourth round selection (93rd overall) in the 1997 NHL Entry Draft on Feb. 6, 1995. 93rd overall selection in 1997 was later traded to N.Y. Rangers, along with a 1997 sixth round selection (136th overall) in exchange for a fourth round selection (82nd overall, Adam Colagiaco), June 21, 1997.

Evgeni Nabokov

ALL-TIME SAN JOSE SHARKS SCORING

Active players on Sharks Roster in **bold**

RNK	POS	NO	PLAYER	GP	G	A	PTS	+/-	PIM	PP	SH	GW	S	PCTG	GT	GM	GM
1	R	11	Owen Nolan	568	206	245	451	-34	934	75	14	25	1668	12.4	6	0.79	2.9
2	C	12,14	Patrick Marleau	640	187	226	413	-5	219	53	2	32	1304	14.3	2	0.65	2.0
3	C/L	39,19	Jeff Friesen	512	149	201	350	-19	316	43	13	25	1121	13.3	3	0.68	2.2
4	C	25	V. Dampousse	385	92	197	289	14	316	39	3	19	852	10.8	2	0.75	2.2
5	C/L	19	Marco Sturm	553	128	145	273	42	242	32	14	27	1119	11.4	4	0.49	2.0
6	C	18	Mike Ricci	529	101	162	263	19	355	38	6	15	723	14.0	1	0.50	1.4
7	R	17	Pat Falloon	258	76	86	162	-65	75	16	1	6	614	12.4	3	0.63	2.4
8	R	14	J. Cheechoo	229	93	63	156	23	130	32	2	23	586	15.9	2	0.68	2.6
9	D	2,40	Mike Rathje	671	27	128	155	11	439	11	1	2	687	3.9	0	0.23	1.0
10	D	7	Brad Stuart	377	36	117	153	27	221	16	1	8	581	6.2	1	0.41	1.5
11	D	10,33	M. Ragnarsson	519	28	125	153	-25	392	12	0	5	558	5.0	0	0.29	1.1
12	L	17	Scott Thornton	342	77	70	147	-6	439	16	0	10	616	12.5	2	0.43	1.8
13	R/L94,27,41,15A	Korolyuk	296	62	80	142	26	140	13	0	5	540	11.5	2	0.48	1.8	
14	R	24	Niklas Sundstrom	281	33	104	137	22	122	6	3	2	300	11.0	4	0.49	1.1
15	L	10	Johan Garpenlov	184	46	86	132	-22	90	22	0	5	333	13.8	0	0.72	1.8
16	R	8	Teemu Selanne	176	64	67	131	-16	70	18	1	15	486	13.2	1	0.74	2.8
17	L/C	43,14	Ray Whitney	200	48	73	121	-49	52	10	2	3	307	15.6	1	0.61	1.5
18	L	32,37	S. Matteau	345	55	64	119	12	241	3	1	8	348	15.8	2	0.34	1.0
19	D	6	Sandis Ozolinsh	173	43	73	116	3	98	10	1	5	344	12.5	0	0.67	2.0
20	C	11	Kelly Kisio	126	37	78	115	-22	144	11	5	4	220	16.8	0	0.91	1.7
21	L	28	Nils Ekman	159	43	69	112	50	88	6	4	7	323	13.3	1	0.70	2.0
22	D22,6,43	Scott Hannan	429	21	82	103	44	291	3	0	3	517	4.1	0	0.24	1.2	
23	D	20	Gary Suter	227	22	79	101	28	193	9	1	2	507	4.3	1	0.44	2.2
24	R	21	Tony Granato	278	57	42	99	1	387	10	2	8	567	10.1	1	0.36	2.0
25	R	22	Ulf Dahlen	161	41	52	93	-34	46	15	1	9	309	13.3	1	0.58	1.9
26	D	5,8	Jeff Norton	225	12	81	93	21	174	3	0	1	231	5.2	0	0.41	1.0
27	R	24	Sergei Makarov	123	40	52	92	7	118	11	0	6	211	19.0	1	0.75	1.7
28	C	19	Joe Thornton	58	20	72	92	31	55	8	0	4	135	14.8	0	1.59	2.3
29	C	10	Alyn McCauley	174	35	48	83	18	62	12	2	7	280	12.5	0	0.48	1.6
30	R/C	13,9	Todd Harvey	301	34	49	83	28	335	3	0	3	306	11.1	0	0.28	1.0
31	C	27	Todd Elik	97	32	51	83	0	107	13	0	4	230	13.9	2	0.86	2.4
32	R	36	Jeff Odgers	334	48	34	82	-72	1001	13	0	2	368	13.0	2	0.25	1.1
33	C	7	Igor Larionov	97	23	59	82	11	54	4	2	3	146	15.8	1	0.85	1.5
34	C	15	Craig Janney	98	18	64	82	-39	36	7	0	2	109	16.5	0	0.84	1.1
35	R	37	Rob Gaudreau	143	38	40	78	-28	46	11	2	5	342	11.1	0	0.55	2.4
36	C	9	Bernie Nicholls	135	18	57	75	-29	93	5	1	0	229	7.9	1	0.56	1.7
37	C/L	25,47	Viktor Kozlov	174	29	40	69	-38	50	7	0	4	365	7.9	0	0.40	2.1
38	D	41	Tom Pederson	225	19	47	66	-36	133	6	0	4	405	4.7	3	0.29	1.8
39	D	27	Bryan Marchment	334	13	53	66	33	706	0	1	3	320	4.1	1	0.20	1.0
40	D	2	Bill Houlder	158	16	48	64	21	88	11	0	7	217	7.4	0	0.41	1.4
41	C	13	Jamie Baker	186	35	27	62	-23	139	2	7	2	246	14.2	0	0.33	1.3
42	D	42	Tom Preissing	143	13	49	62	25	38	4	0	3	220	5.9	1	0.43	1.5
43	R	17	Joe Murphy	86	30	27	57	11	87	9	0	2	205	14.6	1	0.66	2.4
44	C	8,12	Dean Evason	158	23	34	57	-57	231	4	0	2	195	11.8	1	0.36	1.2
45	L/R	8,12	Kevin Miller	89	28	27	55	-8	54	3	3	4	187	15.0	2	0.62	2.1
46	D	4	Kyle McLaren	174	4	51	55	6	156	0	1	1	177	2.3	0	0.32	1.0
47	RW	23	Niko Dimitrakos	134	19	34	53	-1	83	5	0	4	216	8.8	1	0.40	1.6
48	C	16	Mark Smith	282	19	34	53	0	356	2	1	2	278	6.8	0	0.19	1.0
49	L	23,62	Andrei Nazarov	169	23	28	51	-24	490	3	0	2	221	10.4	0	0.30	1.3
50	D	4	Jay More	287	12	38	50	-97	545	1	1	1	297	4.0	0	0.17	1.0
51	RW	9	Adam Graves	163	26	23	49	-3	83	2	3	1	257	10.1	0	0.30	1.6
52	D	3,5	Doug Bodger	166	9	40	49	-32	146	3	0	2	231	3.9	0	0.30	1.4
53	C8,9,47	Darren Turcotte	74	22	26	48	0	20	3	2	6	159	13.8	0	0.65	2.1	
54	D	24	Doug Wilson	86	12	36	48	-66	66	5	0	0	233	5.2	1	0.56	2.7

RECORD BOOK

55	C	9	Brian Lawton	80	17	30	47	-34	54	7	0	1	160	10.6	0	0.59	2.0
56	R	26	Ray Sheppard	51	27	19	46	-19	10	12	0	4	170	15.9	0	0.90	3.3
57	L	19	Brian Mullen	72	18	28	46	-14	66	5	3	1	168	10.7	0	0.64	2.3
58	C/L	22, 32	Murray Craven	129	16	29	45	-1	47	2	4	4	180	8.9	0	0.35	1.4
59	L/R	15	David Bruce	79	24	19	43	-36	79	12	1	1	178	13.5	0	0.54	2.3
60	L	12, 22	Bob Errey	107	17	26	43	-9	173	5	0	2	146	11.6	0	0.40	1.4
61	R	42	Shean Donovan	181	25	17	42	-38	109	0	2	2	225	11.1	0	0.23	1.2
62	D	23	Todd Gill	143	8	34	42	-33	132	4	0	2	201	4.0	0	0.29	1.4
63	C	12	Ron Sutter	272	15	26	41	-21	161	1	3	4	270	5.6	0	0.15	1.0
64	L/R	18	Chris Tancill	96	14	27	41	-16	38	1	2	0	152	9.2	0	0.43	1.6
65	D	3, 41	David Williams	96	4	36	40	-40	89	3	0	1	151	2.6	0	0.42	1.6
66	C	15	Wayne Primeau	100	15	24	39	0	107	1	2	2	190	7.9	0	0.39	1.9
67	L	11	Gaetan Duchesne	117	14	25	39	2	44	0	1	3	169	8.3	0	0.33	1.4
68	C	32, 47	Mike Sullivan	171	16	21	37	-63	49	1	4	2	188	8.5	0	0.22	1.1
69	R	9	Milan Michalek	83	18	18	36	2	49	4	0	2	160	11.3	0	0.43	1.9
70	D	38	Michal Sykora	152	7	29	36	-12	137	2	0	0	147	4.8	0	0.24	1.0
71	D	44	Christian Ehrhoff	105	6	29	35	14	46	2	0	3	182	3.3	0	0.33	1.7
72	R	15	John MacLean	51	13	19	32	0	28	5	0	2	139	9.4	1	0.63	2.7
73	R	28, 44	Matt Bradley	121	12	17	29	21	99	0	0	2	100	12.0	0	0.24	0.8
74	C	33	Dale Craigwell	98	11	18	29	-20	28	4	1	2	80	13.8	0	0.30	0.8
75	L	15, 26	Dave Lowry	143	11	17	28	-4	93	2	0	1	130	8.5	1	0.20	0.9
76	D	33	Marty McSorley	113	6	22	28	4	326	0	1	1	120	5.0	1	0.25	1.1
77	C/L	17	Stephen Guolla	64	16	11	27	-9	20	2	0	2	112	14.3	1	0.42	1.8
78	R	46, 26	Steve Bernier	39	14	13	27	4	35	2	1	1	75	18.7	0	0.69	1.9
79	D	5	Neil Wilkinson	119	5	22	27	-61	203	1	1	0	146	3.4	0	0.23	1.2
80	C	16	Perry Berezan	94	15	11	26	-44	58	5	2	2	149	10.1	0	0.28	1.6
81	R	22	Ronnie Stern	145	11	14	25	-12	309	1	0	2	157	7.0	0	0.17	1.1
82	D	43	Al Iafrate	59	8	16	24	-11	119	5	0	0	128	6.3	0	0.41	2.2



Patrick Marleau is closing in on several Sharks franchise records.

RECORD
BOOK



Jonathan Cheechoo (92), Joe Thornton (91) and Patrick Marleau (86) all surpassed Owen Nolan's franchise record of 84 points in a single season in 2005-06.

RNK	POS	NO	PLAYER	GP	G	A	PTS	+/-	PIM	PP	SH	GW	S	PCTG	GT	GM	GM
83	D	5	Jeff Jillson	74	5	19	24	-5	38	3	0	2	69	7.2	0	0.32	0.9
84	D	21	Jim Fahey	79	1	23	24	-16	65	0	0	0	107	0.9	0	0.30	1.4
85	C 37, 55		Grant Stevenson	47	10	12	22	-7	14	5	0	2	67	14.9	0	0.47	1.4
86	R	7	Wayne Presley	47	8	14	22	-29	76	3	0	0	114	7.0	0	0.47	2.4
87	C	11	Marcel Goc	81	8	14	22	-7	22	2	0	2	96	8.3	0	0.27	1.2
88	D	26,44	Vlastimil Kroupa	103	4	18	22	-47	66	2	0	1	55	7.3	0	0.21	0.5
89	R	39	Ed Courtenay	44	7	13	20	-21	10	2	0	1	63	11.1	0	0.45	1.4
90	D	19	Doug Zmolek	152	5	14	19	-59	351	2	0	0	123	4.1	0	0.13	0.8
91	D	2	Rob Zettler	196	1	18	19	-80	314	0	0	0	160	0.6	0	0.10	0.8
92	C/L	45,16	Dody Wood	106	8	10	18	-11	471	0	1	0	95	8.4	0	0.17	0.9
93	D	4	Greg Hawgood	63	6	12	18	-22	69	3	0	0	83	7.2	1	0.29	1.3
94	L	7,37	Ville Peltonen	59	4	14	18	-15	14	1	0	0	93	4.3	0	0.31	1.6
95	D	20,4	Andrei Zyuzin	81	9	8	17	13	104	4	0	2	116	7.8	0	0.21	1.4
96	D	38	Pat MacLeod	50	5	12	17	-51	14	3	0	0	97	5.2	0	0.34	1.9
97	D	47,34	Yves Racine	32	1	16	17	-3	28	0	0	0	35	2.9	0	0.53	1.1
98	L/C	14	Steve Bozek	58	8	8	16	-30	27	2	0	0	105	7.6	0	0.28	1.8
99	L	20	John Carter	59	7	9	16	-27	81	0	1	0	115	6.1	0	0.27	1.9
100	D	3	Daniel McGillis	37	3	13	16	-6	30	2	0	0	71	4.2	1	0.43	1.9
101	L	22	Paul Fenton	60	11	4	15	-39	33	3	2	1	96	11.5	0	0.25	1.6
102	D	6	Ken Hammond	46	5	10	15	-17	82	2	0	0	93	5.4	0	0.33	2.0
103	D	2	Jim Kyte	75	3	12	15	-19	179	0	0	1	46	6.5	0	0.20	0.6
104	L	28,7	Shawn Burr	60	6	7	13	-1	79	0	0	0	85	7.1	0	0.22	1.4
105	D	23	Link Gaetz	48	6	6	12	-27	326	3	0	0	73	8.2	0	0.25	1.5
106	C	8	Jarrod Skalde	39	5	7	12	-8	18	0	0	0	47	10.6	1	0.31	1.2
107	L	27	Perry Anderson	48	4	8	12	-17	143	0	0	0	57	7.0	0	0.25	1.2
108	C	10	Tony Hrkac	22	2	10	12	-2	4	0	0	0	31	6.5	0	0.55	1.4
109	D	5, 38	Rob Davison	139	2	10	12	7	190	0	0	0	84	2.4	0	0.09	0.6
110	D	3	Bob Rouse	96	0	12	12	-3	63	0	0	0	95	0.0	0	0.13	1.0
111	R	91,43	Jan Caloun	13	8	3	11	2	0	2	0	0	23	34.8	0	0.85	1.8
112	R	24	Josh Langfeld	39	2	9	11	4	16	0	1	0	53	3.8	0	0.28	1.4
113	L	18	Mark Pederson	27	7	3	10	-20	22	1	0	0	42	16.7	0	0.37	1.6
114	L	28	J.F. Quintin	22	5	5	10	-2	4	0	0	0	24	20.8	0	0.45	1.1

115	L	18	Dave Snuggerud	36	4	6	10	-15	18	0	1	1	70	5.7	0	0.28	1.9
116	L11,21		Yvon Corriveau	20	3	7	10	-7	0	1	0	0	32	9.4	0	0.50	1.6
117	D	23	Shawn Heins	81	3	7	10	0	105	2	0	0	80	3.8	0	0.12	1.0
118	C	27	Hubie McDonough	30	6	2	8	-21	6	2	0	0	41	14.6	0	0.27	1.4
119	L	8	Larry DePalma	20	2	6	8	-14	41	1	0	0	29	6.9	0	0.40	1.5
120	C	26	Petri Skriko	17	4	3	7	-8	6	2	1	0	35	11.4	0	0.41	2.1
121	L42,50		Jaroslav Otevrel	16	3	4	7	-11	2	1	0	0	15	20.0	0	0.44	0.9
122	L	15	Ville Nieminen	22	3	4	7	-3	10	0	1	0	41	7.3	0	0.32	1.9
123	C	26	Jim Montgomery	28	1	6	7	-1	19	1	0	0	17	5.9	0	0.25	0.6
124	L25,42		Dave Maley	62	1	6	7	-26	156	1	0	0	52	1.9	0	0.11	0.8
125	G20,35		Evgeni Nabokov	303	1	6	7	0	64	1	0	0	2	50.0	0	0.02	0.0
126	C	15,48	Alexei Yegorov	11	3	3	6	-4	2	2	0	0	10	30.0	0	0.55	0.9
127	D	25	Matthew Carle	12	3	3	6	-2	14	2	0	1	11	27.3	0	0.50	0.9
128	C	34	Partick Rissmiller	22	3	3	6	1	8	1	0	1	28	10.7	0	0.27	1.3
129	D	6	Josh Gorges	49	0	6	6	5	31	0	0	0	25	0.0	0	0.12	0.5
130	R	26	Robin Bawa	42	5	0	5	-25	47	0	0	1	25	20.0	1	0.12	0.6
131	R	22	Lyndon Byers	18	4	1	5	-2	122	0	0	0	18	22.2	0	0.28	1.0
132	D	21	Peter Ahola	20	2	3	5	-6	16	0	0	0	32	6.3	0	0.25	1.6
133	R	27	Scott Parker	60	2	3	5	3	139	0	0	0	26	7.7	0	0.08	0.4
134	D	42	Andy Sutton	71	1	4	5	-9	145	0	0	0	53	1.9	0	0.07	0.7
135	D	3	Ilya Byakin	13	0	5	5	-9	14	0	0	0	19	0.0	0	0.38	1.5
136	G	30	Chris Terreri	68	0	5	5	0	4	0	0	0	0	0.0	0	0.07	0.0
137	L	44	Michel Picard	25	4	0	4	-17	24	2	0	0	32	12.5	0	0.16	1.3
138	R	21	Dave Brown	37	3	1	4	4	46	0	0	0	8	37.5	0	0.11	0.2
139	D	25	Bob McGill	62	3	1	4	-34	70	0	1	1	56	5.4	1	0.06	0.9
140	C	20	Kip Miller	11	2	2	4	-1	6	0	0	0	21	9.5	0	0.36	1.9
141	C	37	Curtis Brown	12	2	2	4	1	6	0	0	0	21	9.5	0	0.33	1.8
142	C	9	V. Butsayev	18	2	2	4	-4	10	0	0	0	12	16.7	0	0.22	0.7
143	L	37	Don Barber	12	1	3	4	-7	2	0	0	0	17	5.9	0	0.33	1.4
144	L	12	Bill Lindsay	16	0	4	4	2	29	0	0	0	14	0.0	0	0.25	0.9
145	L	29	Ryane Clowe	35	0	4	4	-4	18	0	0	0	26	0.0	0	0.11	0.7
146	R	19	Tim Hunter	46	0	4	4	0	135	0	0	0	13	0.0	0	0.09	0.3
147	D	44	Shawn Cronin	63	0	4	4	2	137	0	0	0	26	0.0	0	0.06	0.4
148	L	26	Lynn Loyns	21	3	0	3	-5	19	0	0	0	12	25.0	0	0.14	0.6
149	D	7	Richard Brennan	11	1	2	3	-4	2	1	0	0	24	4.2	0	0.27	2.2
150	R46,32		Miroslav Zalesak	12	1	2	3	-3	0	0	0	0	11	9.1	0	0.25	0.9
151	C	9	Jon Morris	13	0	3	3	-10	6	0	0	0	11	0.0	0	0.23	0.8
152	G	30	Jeff Hackett	78	0	3	3	0	12	0	0	0	0	0.0	0	0.04	0.0
153	G	32	Arturs Irbe	183	0	3	3	0	34	0	0	0	0	0.0	0	0.02	0.0
154	L	21	Craig Coxie	10	2	0	2	-4	19	0	0	0	11	18.2	0	0.20	1.1
155	D	2	Bobby Dollas	16	1	1	2	4	14	0	0	0	5	20.0	0	0.13	0.3
156	R	33	Brantt Myhres	43	1	1	2	-2	213	0	0	0	9	11.1	0	0.05	0.2
157	D	13	Rick Lessard	8	0	2	2	-4	16	0	0	0	4	0.0	0	0.25	0.5
158	D	29	Dean Kolstad	10	0	2	2	-9	12	0	0	0	22	0.0	0	0.20	2.2
159	D	6	Jason Marshall	12	0	2	2	-2	8	0	0	0	14	0.0	0	0.17	1.2
160	D	18,5	Mike Lalor	23	0	2	2	-5	8	0	0	0	19	0.0	0	0.09	0.8
161	R	36	Todd Ewen	51	0	2	2	-5	162	0	0	0	22	0.0	0	0.04	0.4
162	G29,35		Vesa Toskala	77	0	2	2	0	6	0	0	0	0	0.0	0	0.03	0.0
163	G	29	Mike Vernon	111	0	2	2	0	32	0	0	0	0	0.0	0	0.02	0.0
164	G	31	Steve Shields	125	0	2	2	0	37	0	0	0	0	0.0	0	0.02	0.0
165	C	9	Gary Emmons	3	1	0	1	-4	0	1	0	0	6	16.7	0	0.33	2.0
166	C	40	Mark Beaufait	5	1	0	1	-1	0	0	0	0	3	33.3	0	0.20	0.6
167	C	43	Jeff McLean	6	1	0	1	1	0	0	0	0	5	20.0	0	0.17	0.8
168	L	22	Mike McHugh	8	1	0	1	-3	14	0	0	0	5	20.0	0	0.13	0.6
169	D	43	Matt Carkner	1	0	1	1	0	2	0	0	0	0	0.0	0	1.00	0.0
170	D	5	Jason Widmer	2	0	1	1	1	0	0	0	0	0	0.0	0	0.50	0.0
171	C	16	Mark Pavelich	2	0	1	1	-2	4	0	0	0	0	0.0	0	0.50	0.0
172	LW	16	Alex Hicks	4	0	1	1	-1	4	0	0	0	4	0.0	0	0.25	1.0

RNK	POS	NO	PLAYER	GP	G	A	PTS	+/-	PIM	PP	SH	GW	S	PCTG	GT	GM	GM
173	C	27	Dave Capuano	4	0	1	1	-5	0	0	0	0	5	0.0	0	0.25	1.3
174	L	44	Kevin Evans	5	0	1	1	0	25	0	0	0	4	0.0	0	0.20	0.8
175	D	3	Steve Bancroft	5	0	1	1	-2	2	0	0	0	5	0.0	0	0.20	1.0
176	C	41	Ryan Kraft	7	0	1	1	2	0	0	0	0	1	0.0	0	0.14	0.1
177	L	24	Barry Potomski	9	0	1	1	1	30	0	0	0	4	0.0	0	0.11	0.4
178	D	34	Mike Colman	15	0	1	1	-8	32	0	0	0	7	0.0	0	0.07	0.5
179	D	45	Claudio Scremin	17	0	1	1	-5	29	0	0	0	22	0.0	0	0.06	1.3
180	G	1	Brian Hayward	25	0	1	1	0	16	0	0	0	0	0.0	0	0.04	0.0
181	G	35	Jarmo Myllys	27	0	1	1	0	2	0	0	0	0	0.0	0	0.04	0.0
182	D	41	Doug Murray	34	0	1	1	3	27	0	0	0	21	0.0	0	0.03	0.6
183	G	31	Wade Flaherty	53	0	1	1	0	0	0	0	0	0	0.0	0	0.02	0.0
184	G	30	Jason Muzzatti	1	0	0	0	0	0	0	0	0	0	0.0	0	0.00	0.0
185	R	26	Peter Lappin	1	0	0	0	0	0	0	0	0	2	0.0	0	0.00	2.0
186	L	28	Paul Kruse	1	0	0	0	0	5	0	0	0	0	0.0	0	0.00	0.0
187	G	30	Sean Gauthier	1	0	0	0	0	0	0	0	0	0	0.0	0	0.00	0.0
188	C	24	Brad Boyes	1	0	0	0	-2	2	0	0	0	0	0.0	0	0.00	0.0
189	D	28	Sergei Bautin	1	0	0	0	-1	2	0	0	0	0	0.0	0	0.00	0.0
190	R	7,40	Mikhail Kravets	2	0	0	0	-1	0	0	0	0	2	0.0	0	0.00	1.0
191	C	28	Iain Fraser	2	0	0	0	-1	2	0	0	0	0	0.0	0	0.00	0.0
192	R	25	Mike Craig	3	0	0	0	-1	2	0	0	0	3	0.0	0	0.00	1.0
193	C	49	Chad Wiseman	4	0	0	0	-2	4	0	0	0	1	0.0	0	0.00	0.3
194	G	29	Geoff Sarjeant	4	0	0	0	0	2	0	0	0	0	0.0	0	0.00	0.0
195	R	28	Mikael Samuelsson	4	0	0	0	0	0	0	0	0	3	0.0	0	0.00	0.4
196	L	34	Niklas Andersson	5	0	0	0	-1	2	0	0	0	6	0.0	0	0.00	1.2
197	R	50	Hannes Hyvonen	6	0	0	0	-2	0	0	0	0	4	0.0	0	0.00	0.7
198	G	31	Nolan Schaefer	7	0	0	0	0	2	0	0	0	0	0.0	0	0.00	0.0
199	D	5	Ken Sutton	8	0	0	0	-4	15	0	0	0	7	0.0	0	0.00	0.9
200	D	26	Chris Lipuma	8	0	0	0	-2	22	0	0	0	4	0.0	0	0.00	0.5
201	D	4	John Jakopin	12	0	0	0	0	11	0	0	0	3	0.0	0	0.00	0.3
202	G	20	Ed Belfour	13	0	0	0	0	8	0	0	0	0	0.0	0	0.00	0.0
203	G	29	Jimmy Waite	15	0	0	0	0	6	0	0	0	0	0.0	0	0.00	0.0
204	D	53	Jesse Fibiger	16	0	0	0	-5	2	0	0	0	2	0.0	0	0.00	0.1
205	G	37,34	Miikka Kiprusoff	47	0	0	0	0	4	0	0	0	0	0.0	0	0.00	0.0
206	G	32	Kelly Hrudey	76	0	0	0	0	2	0	0	0	0	0.0	0	0.00	0.0
TOTALS				3075	5119	8194			19585	834	141	425	30632	10.0	10.0		



Scott Hannan

*Evgeni Nabokov*

SHARKS ALL-TIME GOALIE STATISTICS

NO.	GOALTENDER	GPI	MINs	AVG	W	L	T	EN	SO	GA	SA	SPCT	G	A	PIM	DEC
30	Sean Gauthier	1	3	0.00	0	0	0	0	0	0	2	1.000	0	0	0	0
31	Nolan Schaefer	7	352	1.88	5	1	0	1	1	11	138	.920	0	0	2	6
29	Vesa Toskala	40	2088	2.13	16	11	5	4	2	74	1049	.929	0	1	2	32
20,35	Evgeni Nabokov	258	14698	2.34	121	94	29	15	26	572	6737	.915	1	5	46	244
29	Mike Vernon	126	7167	2.39	52	49	19	5	9	285	2961	.904	0	2	32	120
31	Steve Shields	125	7094	2.44	48	49	21	5	10	289	3368	.914	0	2	37	118
37,34	Miikka Kiprusoff	47	2390	2.84	14	21	3	4	3	113	1096	.897	0	0	4	38
32	Kelly Hrudey	76	3991	3.04	20	40	7	8	1	202	1863	.892	0	0	2	67
30	Chris Terreri	68	3716	3.39	19	39	4	14	0	210	1875	.888	0	5	4	62
30, 20	Ed Belfour	13	757	3.41	3	9	0	1	1	43	371	.884	0	0	8	12
32	Arturs Irbe	183	10286	3.47	57	91	26	12	8	595	5342	.889	0	3	34	174
31	Wade Flaherty	53	2586	4.29	10	26	2	4	1	185	1512	.878	0	1	0	38
29	Jimmy Waite	15	697	4.30	3	7	0	2	0	50	319	.843	0	0	6	10
30	Jason Muzzatti	1	27	4.44	0	0	0	0	0	2	13	.846	0	0	0	0
30	Jeff Hackett	78	4314	4.51	13	57	2	3	0	324	2586	.875	0	3	12	72
29	Geoff Sarjeant	4	171	4.91	0	2	1	1	0	14	87	.839	0	0	2	3
35	Jarmo Myllys	27	1374	5.02	3	18	1	6	0	115	862	.867	0	1	2	22
1	Brian Hayward	25	1235	5.39	3	18	1	0	0	111	736	.849	0	1	16	22
TOTALS			62850	3.12	382	531	121	84	64	3268	30863	.894	1	23	207	1034

RECORD
BOOK

ALL-TIME LEADERS

Active players on Sharks Roster in **bold**

GAMES PLAYED

1.	Mike Rathje	671
2.	Patrick Marleau	640
3.	Owen Nolan	568
4.	Marco Sturm	553
5.	Mike Ricci	529
6.	Marcus Ragnarsson	519
7.	Jeff Friesen	512
8.	Scott Hannan	429
9.	Vincent Damphousse	385
10.	Brad Stuart	377

PENALTY MINUTES

1.	Jeff Odgers	1,001
2.	Owen Nolan	934
3.	Bryan Marchment	706
4.	Jay More	545
5.	Andrei Nazarov	490
6.	Dody Wood	471
7.	Mike Rathje	439
	Scott Thornton	439
9.	Marcus Ragnarsson	392
10.	Tony Granato	387

GAME-WINNING GOALS

1.	Patrick Marleau	32
2.	Marco Sturm	27
3.	Owen Nolan	25
	Jeff Friesen	25
5.	Jonathan Cheechoo	23
6.	Vincent Damphousse	19
7.	Mike Ricci	15
	Teemu Selanne	15
9.	Scott Thornton	10
10.	Ulf Dahlen	9

GOALS

1.	Owen Nolan	206
2.	Patrick Marleau	187
3.	Jeff Friesen	149
4.	Marco Sturm	128
5.	Mike Ricci	101
6.	Jonathan Cheechoo	93
7.	Vincent Damphousse	92
8.	Scott Thornton	77
9.	Pat Falloon	76
10.	Teemu Selanne	64

POWER-PLAY GOALS

1.	Owen Nolan	75
2.	Patrick Marleau	53
3.	Jeff Friesen	43
4.	Vincent Damphousse	39
5.	Mike Ricci	38
6.	Marco Sturm	32
7.	Jonathan Cheechoo	32
8.	Johan Garpenlov	22
9.	Teemu Selanne	18
10.	Scott Thornton	16
	Brad Stuart	16
	Pat Falloon	16

GAME-TYING GOALS

1.	Owen Nolan	6
2.	Marco Sturm	4
	Niklas Sundstrom	4
4.	Jeff Friesen	3
	Pat Falloon	3
	Tom Pederson	3
7.	Patrick Marleau	2
	Jonathan Cheechoo	2
	Alexander Korolyuk	2
	Scott Thornton	2
	Vincent Damphousse	2
	Stephane Matteau	2
	Todd Elik	2
	Kevin Miller	2
	Jeff Odgers	2

ASSISTS

1.	Owen Nolan	245
2.	Patrick Marleau	226
3.	Jeff Friesen	201
4.	Vincent Damphousse	197
5.	Mike Ricci	162
6.	Marco Sturm	145
7.	Mike Rathje	128
8.	Marcus Ragnarsson	125
9.	Brad Stuart	117
10.	Niklas Sundstrom	104

SHORT-HANDED GOALS

1.	Owen Nolan	14
	Marco Sturm	14
3.	Jeff Friesen	13
4.	Jamie Baker	7
5.	Mike Ricci	6
6.	Kelly Kisio	6
7.	Nils Ekman	4
	Murray Craven	4
	Mike Sullivan	4
10.	Vincent Damphousse	3
	Adam Graves	3
	Niklas Sundstrom	3
	Brian Mullen	3
	Ron Sutter	3
	Kevin Miller	3

SHOTS

1.	Owen Nolan	1,668
2.	Patrick Marleau	1,304
3.	Jeff Friesen	1,121
4.	Marco Sturm	1,119
5.	Vincent Damphousse	852
6.	Mike Ricci	723
7.	Mike Rathje	687
8.	Scott Thornton	616
9.	Pat Falloon	614
10.	Jonathan Cheechoo	586

POINTS

1.	Owen Nolan	451
2.	Patrick Marleau	413
3.	Jeff Friesen	350
4.	Vincent Damphousse	289
5.	Marco Sturm	273
6.	Mike Ricci	263
7.	Pat Falloon	162
8.	Jonathan Cheechoo	156
9.	Mike Rathje	155
10.	Marcus Ragnarsson	153

PLUS/MINUS +/- (minimum 100 GP)

1.	Nils Ekman	50
2.	Scott Hannan	44
3.	Marco Sturm	42
4.	Bryan Marchment	33
5.	Gary Suter	28
	Todd Harvey	28
7.	Brad Stuart	27
8.	Alexander Korolyuk	26
9.	Tom Preissing	25
10.	Jonathan Cheechoo	23



Jonathan Cheechoo bested his own franchise mark with 11 game-winning goals in 2005-06.

HAT TRICKS

1.	Jonathan Cheechoo	5
2.	Owen Nolan	3
	Rob Gaudreau	3
4.	Tony Granato	2
	Jeff Friesen	2
	Igor Larionov	2
7.	Patrick Marleau	1
	Scott Thornton	1
	Marco Sturm	1
	Alyn McCauley	1
	10 others tied with	1

CONSECUTIVE GAMES PLAYED

1.	Vincent Damphousse	247	4/8/01-4/4/04
2.	Mike Ricci	228	11/22/97-10/20/00
3.	Patrick Marleau	181	12/8/01-1/15/04
4.	Teemu Selanne	176	3/17/01-4/6/03
5.	Jeff Friesen	174	1/2/99-1/15/01
6.	Alyn McCauley	169	3/8/03-3/30/06
7.	Scott Hannan	163	2/19/03-2/28/06
8.	Brad Stuart	149	10/2/99-3/17/01
9.	Marco Sturm	138	3/26/02-1/13/04
	Vincent Damphousse	138	3/24/99-1/15/01

ALL-TIME GOALTENDERSActive players on Sharks Roster in **bold****GAMES PLAYED**

1.	Evgeni Nabokov	303
2.	Arturs Irbe	183
3.	Mike Vernon	126
4.	Steve Shields	125
5.	Jeff Hackett	78
6.	Vesa Toskala	77
7.	Kelly Hrudey	76
8.	Chris Terreri	68
9.	Wade Flaherty	53
10.	Miikka Kiprusoff	47

MINUTES

1.	Evgeni Nabokov	17,293
2.	Arturs Irbe	10,286
3.	Mike Vernon	7,167
4.	Steve Shields	7,094
5.	Jeff Hackett	4,314
6.	Vesa Toskala	4,127
7.	Kelly Hrudey	3,991
8.	Chris Terreri	3,716
9.	Wade Flaherty	2,586
10.	Miikka Kiprusoff	2,390

**GOALS-AGAINST AVERAGE
(Min. 25 GP)**

1.	Vesa Toskala	2.34
2.	Mike Vernon	2.39
3.	Steve Shields	2.44
4.	Evgeni Nabokov	2.45
5.	Miikka Kiprusoff	2.84
6.	Kelly Hrudey	3.04
7.	Chris Terreri	3.39
8.	Arturs Irbe	3.47
9.	Wade Flaherty	4.29
10.	Jeff Hackett	4.51

WINS

1.	Evgeni Nabokov	137
2.	Arturs Irbe	57
3.	Mike Vernon	52
4.	Steve Shields	48
5.	Vesa Toskala	39
6.	Kelly Hrudey	20
7.	Chris Terreri	19
8.	Miikka Kiprusoff	14
9.	Jeff Hackett	13
10.	Wade Flaherty	10

TIES

1.	Evgeni Nabokov	29
2.	Arturs Irbe	26
3.	Steve Shields	21
4.	Mike Vernon	19
5.	Kelly Hrudey	7
6.	Vesa Toskala	5
7.	Chris Terreri	4
8.	Miikka Kiprusoff	3
9.	Jeff Hackett	2
	Wade Flaherty	2

SHOOTOUT WINS

1	Nolan Schaefer	1
---	-----------------------	----------

DECISIONS

1.	Evgeni Nabokov (137-113-36)	286
2.	Arturs Irbe (57-91-26)	174
3.	Mike Vernon (52-49-19)	120
4.	Steve Shields (48-49-21)	118
5.	Jeff Hackett (13-57-2)	72
6.	Kelly Hrudey (20-40-7)	67
7.	Vesa Toskala (39-18-9)	66
8.	Chris Terreri (19-39-4)	62
9.	Miikka Kiprusoff (14-21-3)	38
	Wade Flaherty (10-26-2)	38

EMPTY-NET GOALS

1.	Evgeni Nabokov	17
2.	Chris Terreri	14
3.	Arturs Irbe	12
4.	Kelly Hrudey	8
5.	Jarmo Myllys	6
6.	Steve Shields	5
	Mike Vernon	5
	Vesa Toskala	5
9.	Miikka Kiprusoff	4
	Wade Flaherty	4

SHUTOUTS

1.	Evgeni Nabokov	27
2.	Steve Shields	10
3.	Mike Vernon	9
4.	Arturs Irbe	8
5.	Vesa Toskala	4
	Team	4
7.	Miikka Kiprusoff	3
	Ed Belfour	1
	Wade Flaherty	1
	Kelly Hrudey	1

GOALS ALLOWED

1.	Evgeni Nabokov	705
2.	Arturs Irbe	595
3.	Jeff Hackett	324
4.	Steve Shields	289
5.	Mike Vernon	285
6.	Chris Terreri	210
7.	Kelly Hrudey	202
8.	Wade Flaherty	185
9.	Vesa Toskala	161
10.	Jarmo Myllys	115

SHOTS AGAINST

1.	Evgeni Nabokov	7,897
2.	Arturs Irbe	5,342
3.	Steve Shields	3,368
4.	Mike Vernon	2,961
5.	Jeff Hackett	2,586
6.	Vesa Toskala	1,927
7.	Chris Terreri	1,875
8.	Kelly Hrudey	1,863
9.	Wade Flaherty	1,512
10.	Miikka Kiprusoff	1,096

SAVE PERCENTAGE (Min. 25 GP)

1.	Vesa Toskala	.916
2.	Steve Shields	.914
3.	Evgeni Nabokov	.911
4.	Mike Vernon	.904
5.	Miikka Kiprusoff	.897
6.	Kelly Hrudey	.892
7.	Arturs Irbe	.889
8.	Chris Terreri	.888
9.	Wade Flaherty	.878
10.	Jeff Hackett	.875

GOALS

1.	Evgeni Nabokov	1
----	-----------------------	----------

ASSISTS

1.	Evgeni Nabokov	6
2.	Chris Terreri	5
3.	Arturs Irbe	3
	Jeff Hackett	3
5.	Steve Shields	2
	Mike Vernon	2
	Vesa Toskala	2
8.	Wade Flaherty	1
	Jarmo Myllys	1
	Brian Hayward	1

PENALTY MINUTES

1.	Evgeni Nabokov	64
2.	Steve Shields	37
3.	Arturs Irbe	34
4.	Mike Vernon	32
5.	Brian Hayward	16
6.	Jeff Hackett	12
7.	Ed Belfour	8
8.	Jimmy Waite	6
	Vesa Toskala	6
9.	Miikka Kiprusoff	4
	Chris Terreri	4

CONSECUTIVE GAMES STARTED IN GOAL

	GAMES	DATES
1. Chris Terreri	24	11/16/95 – 1/08/96
2. Arturs Irbe	21	2/23/94 – 4/07/94
3. Evgeni Nabokov	18	3/01/01 – 4/07/01
Steve Shields	18	2/01/00 – 3/17/00
5. Arturs Irbe	17	12/22/93 – 2/05/94
6. Evgeni Nabokov	14	11/13/02 – 12/14/02
Arturs Irbe	12	4/16/95 – 10/12/95
Jeff Hackett	12	12/21/92 – 1/15/93
Arturs Irbe	12	4/10/94 – 2/10/95
Kelly Hrudey	12	10/22/96 – 11/16/96

LONGEST UNBEATEN STREAKS

	GAMES	W-L-T	DATES
1. Evgeni Nabokov	11	9-0-2	10/20/00 – 11/14/00
Steve Shields	11	9-0-2	3/09/99 – 4/09/99
3. Mike Vernon	10	6-0-4	3/26/98 – 10/09/98
4. Evgeni Nabokov	9	8-0-1	11/27/01 – 12/19/01
Arturs Irbe	9	7-0-2	3/20/94 – 4/05/94
6. Vesa Toskala	7	7-0-0	4/3/06 - 4/15/06***
Evgeni Nabokov	7	6-0-1	12/12/00 – 12/28/00
Evgeni Nabokov	7	7-0-0	1/30/02 – 2/28/02
9. Evgeni Nabokov	6	5-0-1	10/27/01 – 11/07/01
Arturs Irbe	6	5-0-1	1/21/95 – 2/04/95
Mike Vernon	6	4-0-2	12/04/97 – 12/21/97
Steve Shields	6	3-0-3	1/17/01 – 2/14/01

*** — current entering 2006-07 season



Vesa Toskala

SINGLE SEASON LEADERS

Active players on Sharks Roster in **bold**

GOALS

1.	Jonathan Cheechoo	56*	'05-06
2.	Owen Nolan	44	'99-00
3.	Patrick Marleau	34	'05-06
4.	Jeff Friesen	31	'97-98
	Owen Nolan	31	'96-97
6.	Sergei Makarov	30	'93-94
7.	Owen Nolan	29	'95-96
	Teemu Selanne	29	'01-02
9.	Patrick Marleau	28	'03-04
	Jonathan Cheechoo	28	'03-04
	Patrick Marleau	28	'02-03
	Marco Sturm	28	'02-03
	Teemu Selanne	28	'02-03
	Jeff Friesen	28	'96-97

* — led NHL

ASSISTS

1.	Joe Thornton	72	'05-06
2.	Patrick Marleau	52	'05-06
	Kelly Kisio	52	'92-93
4.	Vincent Damphousse	49	'99-00
	Craig Janney	49	'95-96
6.	Johan Garpenlov	44	'92-93
7.	Owen Nolan	43	'01-02
8.	Todd Elik	41	'93-94
9.	Owen Nolan	40	'99-00
10.	Niklas Sundstrom	39	'00-01

POINTS

1.	Jonathan Cheechoo	93	'05-06
2.	Joe Thornton	92	'05-06
3.	Patrick Marleau	86	'05-06
4.	Owen Nolan	84	'99-00
5.	Kelly Kisio	78	'92-93
6.	Vincent Damphousse	70	'99-00
7.	Sergei Makarov	68	'93-94
8.	Owen Nolan	66	'01-02
	Todd Elik	66	'93-94
	Johan Garpenlov	66	'92-93

PLUS/MINUS

1.	Joe Thornton	31	'05-06
2.	Nils Ekman	30	'03-04
3.	Jonathan Cheechoo	23	'05-06
	Alyn McCauley	23	'03-04
	Mike Rathje	23	'01-02
	Marco Sturm	23	'01-02
7.	Bryan Marchment	22	'01-02
	Matt Bradley	22	'01-02
9.	Tom Preissing	20	'05-06
	Alexander Korolyuk	20	'03-04
	Igor Larionov	20	'93-94

PENALTY MINUTES

1.	Link Gaetz	326	'91-92
2.	Jeff Odgers	253	'92-93
3.	Doug Zmolek	229	'92-93
4.	Andrei Nazarov	222	'96-97
	Jeff Odgers	222	'93-94
6.	Jeff Odgers	217	'91-92
7.	Bryan Marchment	204	'00-01
8.	Dody Wood	193	'96-97
9.	Jeff Odgers	192	'95-96
10.	Marty McSorley	186	'96-97

POWER-PLAY GOALS

1.	Jonathan Cheechoo	24	'05-06
2.	Patrick Marleau	20	'05-06
3.	Owen Nolan	18	'99-00
4.	Vincent Damphousse	15	'02-03
5.	Johan Garpenlov	14	'92-93
6.	Owen Nolan	12	'95-96
	Ray Sheppard	12	'95-96
8.	Jeff Friesen	11	'99-00
9.	Marco Sturm	10	'03-04
	Owen Nolan	10	'00-01
	Owen Nolan	10	'96-97
	Mike Ricci	10	'99-00
	Sergei Makarov	10	'93-94
	David Bruce	10	'91-92
	Jeff Friesen	10	'98-99

SHORT-HANDED GOALS

1.	Jeff Friesen	6	'97-98
	Jamie Baker	6	'95-96
3.	Marco Sturm	4	'99-00
	Nils Ekman	4	'03-04
	Owen Nolan	4	'99-00
5.	Marco Sturm	3	'01-02
	Marco Sturm	3	'00-01
	Adam Graves	3	'01-02
	Owen Nolan	3	'02-03
	Jeff Friesen	3	'99-00
	Murray Craven	3	'97-98
	Brian Mullen	3	'91-92
	Kelly Kisio	3	'91-92

RECORD
BOOK

SINGLE SEASON LEADERS

Active players on Sharks Roster in **bold**

GAME-WINNING GOALS

1. Jonathan Cheechoo	11	'05-06
2. Jonathan Cheechoo	9	'03-04
3. Teemu Selanne	8	'01-02
4. Jeff Friesen	7	'99-00
Jeff Friesen	7	'97-98
6. Patrick Marleau	6	'00-01
Marco Sturm	6	'03-04
Vincent Damphousse	6	'02-03
Owen Nolan	6	'99-00
10. Patrick Marleau	5	'03-04
Nils Ekman	5	'03-04
Marco Sturm	5	'00-01
Mike Ricci	5	'99-00
Teemu Selanne	5	'02-03
Bill Houlder	5	'98-99
Jeff Friesen	5	'96-97
Sergei Makarov	5	'93-94

Stephane Matteau	2	'97-98
Jeff Friesen	2	'96-97
Kevin Miller	2	'95-96
Pat Falloon	2	'91-92
Tom Pederson	2	'94-95
10. 51 players tied at	1	

SHOTS

1. Jonathan Cheechoo	317	'05-06
2. Owen Nolan	261	'99-00
3. Patrick Marleau	260	'05-06
4. Teemu Selanne	253	'02-03
5. Tony Granato	231	'96-97
6. Owen Nolan	225	'96-97
7. Patrick Marleau	220	'03-04
8. Owen Nolan	217	'01-02
9. Jeff Friesen	215	'98-99
10. Marco Sturm	208	'02-03

GAME-TYING GOALS

1. Niklas Sundstrom	3	'99-00
2. Marco Sturm	2	'03-04
Marco Sturm	2	'98-99
Owen Nolan	2	'99-00

HAT TRICKS

1. Jonathan Cheechoo	5	'05-06
2. Tony Granato	2	'96-97
Igor Larionov	2	'93-94
Rob Gaudreau	2	'92-93
4. 20 players tied at	1	



Joe Thornton with his Art Ross Trophy and Hart Memorial Trophy. Thornton's 72 assists after joining the Sharks on Nov. 30 set a single season franchise record.

GOALTENDING SINGLE SEASON LEADERS

Active players on Sharks Roster in **bold**

GAMES PLAYED

1. Arturs Irbe	74	'93-94	4. Mike Vernon	30	'97-98
2. Evgeni Nabokov	67	'01-02	Arturs Irbe	30	'93-94
Steve Shields	67	'99-00	5. Steve Shields	27	'99-00
4. Evgeni Nabokov	66	'00-01	7. Vesa Toskala	23	'05-06
5. Mike Vernon	62	'97-98	8. Evgeni Nabokov	19	'02-03
6. Evgeni Nabokov	59	'03-04	9. Evgeni Nabokov	16	'05-06
7. Evgeni Nabokov	55	'02-03	Kelly Hrudey	16	'96-97
8. Mike Vernon	49	'98-99	Mike Vernon	16	'98-99
9. Kelly Hrudey	48	'96-97			
10. Chris Terreri	46	'95-96			

MINUTES

1. Arturs Irbe	4,412	'93-94	1. Arturs Irbe	16	'93-94
2. Evgeni Nabokov	3,901	'01-02	2. Mike Vernon	10	'98-99
Steve Shields	3,797	'99-00	3. Evgeni Nabokov	8	'03-04
4. Evgeni Nabokov	3,700	'00-01	Evgeni Nabokov	8	'02-03
5. Mike Vernon	3,564	'97-98	Steve Shields	8	'99-00
6. Evgeni Nabokov	3,456	'03-04	Mike Vernon	8	'97-98
7. Evgeni Nabokov	3,227	'02-03	Steve Shields	8	'98-99
8. Mike Vernon	2,831	'98-99	8. Evgeni Nabokov	7	'00-01
9. Kelly Hrudey	2,631	'97-98	9. Evgeni Nabokov	5	'01-02
10. Evgeni Nabokov	2,575	'05-06	Steve Shields	5	'00-01
			Kelly Hrudey	5	'96-97

GOALS-AGAINST AVERAGE (Min. 15 GP)

1. Vesa Toskala	2.06	'03-04	1. Arturs Irbe (30-28-16)	74	'93-94
2. Evgeni Nabokov	2.19	'00-01	2. Evgeni Nabokov (37-24-5)	67	'01-02
3. Evgeni Nabokov	2.20	'03-04	3. Steve Shields (27-30-8)	65	'99-00
4. Steve Shields	2.22	'98-99	4. Evgeni Nabokov (32-21-7)	60	'00-01
5. Mike Vernon	2.27	'98-99	Mike Vernon (30-22-8)	60	'97-98
6. Evgeni Nabokov	2.29	'01-02	6. Evgeni Nabokov (31-19-8-0)	58	'03-04
7. Mike Vernon	2.46	'97-98	7. Evgeni Nabokov (19-28-8)	55	'02-03
8. Miikka Kiprusoff	2.49	'01-02	Kelly Hrudey (16-24-5)	45	'96-97
Mike Vernon	2.49	'99-00	9. Chris Terreri (13-29-1)	43	'95-96
10. Vesa Toskala	2.56	'05-06	10. Evgeni Nabokov (16-19-7)	42	'05-06
Steve Shields	2.56	'99-00			

WINS

1. Evgeni Nabokov	37	'01-02
2. Evgeni Nabokov	32	'00-01
3. Evgeni Nabokov	31	'03-04

TIES

1. Arturs Irbe	16	'93-94
2. Mike Vernon	10	'98-99
3. Evgeni Nabokov	8	'03-04
Evgeni Nabokov	8	'02-03
Steve Shields	8	'99-00
Mike Vernon	8	'97-98
Steve Shields	8	'98-99
8. Evgeni Nabokov	7	'00-01
9. Evgeni Nabokov	5	'01-02
Steve Shields	5	'00-01
Kelly Hrudey	5	'96-97

DECISIONS

1. Arturs Irbe (30-28-16)	74	'93-94
2. Evgeni Nabokov (37-24-5)	67	'01-02
3. Steve Shields (27-30-8)	65	'99-00
4. Evgeni Nabokov (32-21-7)	60	'00-01
Mike Vernon (30-22-8)	60	'97-98
6. Evgeni Nabokov (31-19-8-0)	58	'03-04
7. Evgeni Nabokov (19-28-8)	55	'02-03
Kelly Hrudey (16-24-5)	45	'96-97
9. Chris Terreri (13-29-1)	43	'95-96
10. Evgeni Nabokov (16-19-7)	42	'05-06

GOALTENDING SINGLE SEASON LEADERS

EMPTY-NET GOALS ALLOWED

1. Chris Terreri	10	'95-96
2. Jarmo Myllys	6	'91-92
3. Evgeni Nabokov	5	'02-03
Evgeni Nabokov	5	'01-02
5. Kelly Hrudey	4	'97-98
Kelly Hrudey	4	'96-97
Chris Terreri	4	'96-97
Arturs Irbe	4	'93-94
Arturs Irbe	4	'94-95

SHUTOUTS

1. Evgeni Nabokov	9 [^]	'03-04
2. Evgeni Nabokov	7	'01-02
3. Evgeni Nabokov	6*	'00-01
4. Mike Vernon	5 [#]	'97-98
5. Steve Shields	4	'99-00
Arturs Irbe	4	'94-95
Mike Vernon	4	'98-99
Steve Shields	4	'98-99
9. Evgeni Nabokov	3	'02-03
Arturs Irbe	3	'93-94

[^]Evgeni Nabokov and Vesa Toskala shared a shutout on Nov. 21, 2003, but it is not counted in Nabokov's totals.

*Evgeni Nabokov and Miikka Kiprusoff shared a shutout on March 12, 2001. Kiprusoff faced no shots in 38 seconds, but the shutout is not counted in Nabokov's totals. [#] Mike Vernon and Kelly Hrudey shared a shutout on April 7, 1998 vs. Calgary but it is not counted in Vernon's totals.

GOALS ALLOWED

1. Arturs Irbe	209	'93-94
2. Jeff Hackett	176	'92-93
3. Steve Shields	162	'99-00
4. Chris Terreri	155	'95-96
5. Evgeni Nabokov	149	'01-02
6. Jeff Hackett	148	'91-92
7. Evgeni Nabokov	146	'02-03
Mike Vernon	146	'97-98
9. Arturs Irbe	142	'92-93
10. Kelly Hrudey	140	'96-97



Kelly Hrudey

SHOTS AGAINST

1. Arturs Irbe	2,064	'93-94
2. Evgeni Nabokov	1,818	'01-02
3. Steve Shields	1,826	'99-00
4. Evgeni Nabokov	1,610	'03-04
5. Evgeni Nabokov	1,582	'00-01
6. Evgeni Nabokov	1,561	'02-03
Mike Vernon	1,401	'97-98
8. Jeff Hackett	1,366	'91-92
9. Chris Terreri	1,322	'95-96
10. Kelly Hrudey	1,263	'96-97

SAVE PERCENTAGE (Min. 15 GP)

1. Vesa Toskala	.930	'03-04
2. Evgeni Nabokov	.921	'03-04
Steve Shields	.921	'98-99
4. Evgeni Nabokov	.918	'01-02
5. Miikka Kiprusoff	.915	'01-02
Evgeni Nabokov	.915	'00-01
7. Steve Shields	.911	'00-01
Steve Shields	.911	'99-00
Mike Vernon	.911	'99-00
Mike Vernon	.911	'98-99

GOALTENDING SINGLE SEASON LEADERS

GOALS

1. **Evgeni Nabokov** 1 '01-02

ASSISTS

1. Chris Terreri 5 '95-96

2. **Evgeni Nabokov** 3 '01-02

3. **Evgeni Nabokov** 2 '00-01

Mike Vernon 2 '97-98

Arturs Irbe 2 '93-94

Jeff Hackett 2 '91-92

7. Ten players tied 1

PENALTY MINUTES

1. Steve Shields 29 '99-00

2. Mike Vernon 24 '97-98

3. **Evgeni Nabokov** 18 '05-06

4. Arturs Irbe 16 '93-94

5. **Evgeni Nabokov** 14 '03-04

Evgeni Nabokov 14 '01-02

Brian Hayward 14 '91-92

8. **Evgeni Nabokov** 10 '02-03

Arturs Irbe 10 '92-93

10. **Evgeni Nabokov** 8 '00-01

Ed Belfour 8 '96-97

Jeff Hackett 8 '91-92

Mike Vernon 8 '98-99



Josh Gorges

RECORD
BOOK

LEADERS BY SEASON

Active players on Sharks Roster in **bold**

*Led the NHL**Part of NHL Leading Total

GAMES PLAYED

			1997-98	Jeff Friesen	31
2005-06	Jonathan Cheechoo	82	1996-97	Owen Nolan	31
	Patrick Marleau		1995-96	Owen Nolan	29
2003-04	Scott Hannan	82	1994-95	Jeff Friesen	15
	Nils Ekman		1993-94	Sergei Makarov	30
	Alyn McCauley		1992-93	Kelly Kisio	26
	Vincent Damphousse		1991-92	Pat Falloon	25
2002-03	Patrick Marleau	82			

	Marco Sturm	
	Mike Rathje	
	Vincent Damphousse	
	Adam Graves	
	Teemu Selanne	
2001-02	Brad Stuart	82
	Vincent Damphousse	
	Teemu Selanne	
	Gary Suter	
2000-01	Niklas Sundstrom	82
1999-00	Brad Stuart	82
	Mike Ricci	
	Vincent Damphousse	
	Jeff Friesen	
1998-99	Mike Rathje	82
	Mike Ricci	
1997-98	Bill Houlder	82
1996-97	Jeff Friesen	82
1995-96	Jeff Friesen	79
	Michal Sykora	
1994-95	Jeff Friesen	48
	Jeff Odgers	
	Sandis Ozolinsh	
1993-94	Gaetan Duchesne	84
	Rob Gaudreau	
1992-93	Dean Evason	84
	Doug Zmolek	
1991-92	Pat Falloon	79

ASSISTS

2005-06	Joe Thornton	72**
2003-04	Nils Ekman	33
2002-03	Vincent Damphousse	38
2001-02	Owen Nolan	43
2000-01	Niklas Sundstrom	39
1999-00	Vincent Damphousse	49
1998-99	Jeff Friesen	35
1997-98	Jeff Friesen	32
1996-97	Jeff Friesen	34
1995-96	Craig Janney	49
1994-95	Ulf Dahlen	23
1993-94	Todd Elik	41
1992-93	Kelly Kisio	52
1991-92	Pat Falloon	34

POINTS

2005-06	Jonathan Cheechoo	93
2003-04	Patrick Marleau	57
2002-03	Teemu Selanne	64
2001-02	Owen Nolan	66
2000-01	Patrick Marleau	52
1999-00	Owen Nolan	84
1998-99	Jeff Friesen	57
1997-98	Jeff Friesen	63
1996-97	Owen Nolan	63
1995-96	Craig Janney	62
1994-95	Ulf Dahlen	34
1993-94	Sergei Makarov	68
1992-93	Kelly Kisio	78
1991-92	Pat Falloon	59

GOALS

2005-06	Jonathan Cheechoo	56**
2003-04	Jonathan Cheechoo	28
	Patrick Marleau	
2002-03	Patrick Marleau	28
	Marco Sturm	
	Teemu Selanne	
2001-02	Teemu Selanne	29
2000-01	Patrick Marleau	25
1999-00	Owen Nolan	44
1998-99	Joe Murphy	25

PLUS/MINUS (min. 60 percent of team's games played)

2005-06	Joe Thornton	+31
2003-04	Nils Ekman	+30
2002-03	Marco Sturm	+9
2001-02	Marco Sturm	+23
	Mike Rathje	
2000-01	Vincent Damphousse	+17

LEADERS BY SEASON

Active players on Sharks Roster in **bold**

1999-00	Mike Ricci	+14		Adam Graves	
1998-99	Owen Nolan	+16	2000-01	Marco Sturm	3
1997-98	Bill Houlder	+13	1999-00	Owen Nolan	4
1996-97	Andrei Nazarov	-4		Marco Sturm	
1995-96	Jeff Odgers	-4	1998-99	3 players tied with	2
1994-95	Jayson More	+7	1997-98	Jeff Friesen	6
1993-94	Igor Larionov	+20	1996-97	Jeff Friesen	2
1992-93	Kelly Kisio	-15		Ron Sutter	
1991-92	Neil Wilkinson	-11	1995-96	Jamie Baker	6
			1994-95	6 players tied	1
			1993-94	Igor Larionov	2

PENALTY MINUTES

2005-06	Mark Smith	97		Mike Sullivan	
2003-04	Scott Parker	101	1992-93	3 players tied	2
2002-03	Bryan Marchment	108	1991-92	Kelly Kisio	3
2001-02	Bryan Marchment	178		Brian Mullen	3
2000-01	Bryan Marchment	204			
1999-00	Ron Stern	151			
1998-99	Ron Stern	158			
1997-98	Owen Nolan	144			
1996-97	Andrei Nazarov	222			
1995-96	Jeff Odgers	192			
1994-95	Jeff Odgers	117			
1993-94	Jeff Odgers	222			
1992-93	Jeff Odgers	253			
1991-92	Link Gaetz	326			

POWER PLAY GOALS

2005-06	Jonathan Cheechoo	24		Ray Sheppard	4
2003-04	Marco Sturm	10	1994-95	Ulf Dahlen	4
2002-03	Vincent Damphousse	15	1993-94	Sergei Makarov	5
2001-02	Teemu Selanne	9	1992-93	Kelly Kisio	2
2000-01	Owen Nolan	10		Tom Pederson	
1999-00	Owen Nolan	18	1991-92	3 players tied	2
1998-99	Jeff Friesen	10			
1997-98	Jeff Friesen	7			
1996-97	Owen Nolan	10			
1995-96	Owen Nolan	12			
	Ray Sheppard				
1994-95	Jeff Friesen	5			
1993-94	Sergei Makarov	10			
1992-93	Johan Garpenlov	14			
1991-92	David Bruce	10			

SHORT-HANDED GOALS

2005-06	Jonathan Cheechoo	2		Pat Falloon	91
	Allyn McCauley		1993-94	Pat Falloon	193
2003-04	Nils Ekman	4	1992-93	Rob Gaudreau	191
2002-03	Owen Nolan	3	1991-92	Pat Falloon	181
2001-02	Marco Sturm	3			

GAME-WINNING GOALS

2005-06	Jonathan Cheechoo	11			
2003-04	Jonathan Cheechoo	9			
2002-03	Vincent Damphousse	6			
2001-02	Teemu Selanne	8			
2000-01	Patrick Marleau	6			
1999-00	Jeff Friesen	7			
1998-99	Bill Houlder	5			
1997-98	Jeff Friesen	7			
1996-97	Jeff Friesen	5			
1995-96	Ray Sheppard	4			
1994-95	Ulf Dahlen	4			
1993-94	Sergei Makarov	5			
1992-93	Kelly Kisio	2			
	Tom Pederson				
1991-92	3 players tied	2			

SHOTS

2005-06	Jonathan Cheechoo	317			
2003-04	Patrick Marleau	220			
2002-03	Teemu Selanne	253			
2001-02	Owen Nolan	217			
2000-01	Owen Nolan	190			
1999-00	Owen Nolan	261			
1998-99	Jeff Friesen	215			
1997-98	Owen Nolan	192			
1996-97	Tony Granato	231			
1995-96	Owen Nolan	184			
1994-95	Pat Falloon	91			
1993-94	Pat Falloon	193			
1992-93	Rob Gaudreau	191			
1991-92	Pat Falloon	181			

LEADERS BY SEASON



Backstopped by rookie Nolan Schaefer, the Sharks celebrate their first shootout victory against Calgary on Oct. 29, 2005.

RECORD BOOK

HAT TRICKS

2005-06	Jonathan Cheechoo	5
2003-04	Alyn McCauley	1
2002-03	None	
2001-02	Patrick Marleau	1
2000-01	Scott Thornton/Todd Harvey/ Mike Ricci/Teemu Selanne	1
1999-00	Owen Nolan/Jeff Friesen	1
1998-99	Marco Sturm/Vincent Damphousse	1
1997-98	None	
1996-97	Tony Granato	2
1995-96	Owen Nolan/Ray Sheppard/ Kevin Miller/Alexei Yegorov/ Jeff Friesen	1
1994-95	None	
1993-94	Igor Larionov	2
1992-93	Rob Gaudreau	2
1991-92	None	

POINTS BY DEFENSEMAN

2005-06	Tom Preissing	43
2003-04	Brad Stuart	39
2002-03	Mike Rathje	29
2001-02	Gary Suter	33
2000-01	Gary Suter	34
1999-00	Brad Stuart	36
1998-99	Bill Houlder	32
1997-98	Bill Houlder	32
1996-97	Todd Gill	21
1995-96	Marcus Ragnarsson	39
1994-95	Sandis Ozolinsh	25
1993-94	Sandis Ozolinsh	64
1992-93	Sandis Ozolinsh	23
1991-92	Doug Wilson	28
	David Williams	28

GOALTENDING LEADERS BY SEASON

Active players on Sharks Roster in **bold**

GAMES PLAYED

2005-06	Evgeni Nabokov	45
2003-04	Evgeni Nabokov	59
2002-03	Evgeni Nabokov	55
2001-02	Evgeni Nabokov	67
2000-01	Evgeni Nabokov	66
1999-00	Steve Shields	67
1998-99	Mike Vernon	49
1997-98	Mike Vernon	62
1996-97	Kelly Hrudey	48
1995-96	Chris Terreri	46
1994-95	Arturs Irbe	38
1993-94	Arturs Irbe	74
1992-93	Arturs Irbe	36
	Jeff Hackett	
1991-92	Jeff Hackett	42

1992-93	Arturs Irbe	7
1991-92	Jeff Hackett	11

TIES

2003-04	Evgeni Nabokov	8
2002-03	Evgeni Nabokov	8
2001-02	Evgeni Nabokov	5
2000-01	Evgeni Nabokov	7
1999-00	Steve Shields	8
1998-99	Mike Vernon	10
1997-98	Mike Vernon	8
1996-97	Kelly Hrudey	5
1995-96	Arturs Irbe	4
1994-95	Arturs Irbe	3
1993-94	Arturs Irbe	16
1992-93	Jeff Hackett	1
	Brian Hayward	
1991-92	Arturs Irbe	3

MINUTES

2005-06	Evgeni Nabokov	2,575
2003-04	Evgeni Nabokov	3,456
2002-03	Evgeni Nabokov	1,561
2001-02	Evgeni Nabokov	3,901
2000-01	Evgeni Nabokov	3,700
1999-00	Steve Shields	3,797
1998-99	Mike Vernon	2,831
1997-98	Mike Vernon	3,564
1996-97	Kelly Hrudey	2,631
1995-96	Chris Terreri	2,516
1994-95	Arturs Irbe	2,043
1993-94	Arturs Irbe	4,412
1992-93	Arturs Irbe	2,074
1991-92	Jeff Hackett	2,314

DECISIONS

2005-06	Evgeni Nabokov	(16-19-7) 42
2003-04	Evgeni Nabokov	(31-19-8) 58
2002-03	Evgeni Nabokov	(19-28-8) 55
2001-02	Evgeni Nabokov	(37-24-5) 67
2000-01	Evgeni Nabokov	(32-21-7) 60
1999-00	Steve Shields	(27-30-8) 65
1998-99	Mike Vernon	(16-22-10) 38
1997-98	Mike Vernon	(30-22-8) 60
1996-97	Kelly Hrudey	(16-24-5) 45
1995-96	Chris Terreri	(13-29-1) 43
1994-95	Arturs Irbe	(14-19-3) 36
1993-94	Arturs Irbe	(30-28-16) 74
1992-93	Jeff Hackett	(2-30-1) 33
	Arturs Irbe	(7-26-0)
1991-92	Jeff Hackett	(11-27-1) 39

GOALS-AGAINST AVERAGE (Min. 15 GP)

2005-06	Vesa Toskala	2.56
2003-04	Evgeni Nabokov	2.20
2002-03	Evgeni Nabokov	2.71
2001-02	Evgeni Nabokov	2.29
2000-01	Evgeni Nabokov	2.19
1999-00	Mike Vernon	2.49
1998-99	Steve Shields	2.22
1997-98	Mike Vernon	2.46
1996-97	Chris Terreri	2.75
1995-96	Chris Terreri	3.70
1994-95	Arturs Irbe	3.26
1993-94	Arturs Irbe	2.84
1992-93	Arturs Irbe	4.11
1991-92	Jeff Hackett	3.84

EMPTY NET GOALS ALLOWED

2005-06	Evgeni Nabokov	2
2003-04	Vesa Toskala	3
2002-03	Evgeni Nabokov	5
2001-02	Evgeni Nabokov	5
2000-01	Evgeni Nabokov	3
1999-00	Steve Shields	3
1998-99	Mike Vernon	3
1997-98	Kelly Hrudey	4
1996-97	Kelly Hrudey	4
	Chris Terreri	4
1995-96	Chris Terreri	10
1994-95	Arturs Irbe	4
1993-94	Arturs Irbe	4
1992-93	Arturs Irbe	3
1991-92	Jarmo Myllys	6

WINS

2005-06	Vesa Toskala	23
2003-04	Evgeni Nabokov	31
2002-03	Evgeni Nabokov	19
2001-02	Evgeni Nabokov	37
2000-01	Evgeni Nabokov	32
1999-00	Steve Shields	27
1998-99	Mike Vernon	16
1997-98	Mike Vernon	30
1996-97	Kelly Hrudey	16
1995-96	Chris Terreri	13
1994-95	Arturs Irbe	14
1993-94	Arturs Irbe	30

SHUTOUTS

2005-06	Vesa Toskala	2
2003-04	Evgeni Nabokov	^9
2002-03	Evgeni Nabokov	3
2001-02	Evgeni Nabokov	7
2000-01	Evgeni Nabokov	*6
1999-00	Steve Shields	4
1998-99	Mike Vernon/Steve Shields	4
1997-98	Mike Vernon	#5
1996-97	Ed Belfour	1
1995-96	None	
1994-95	Arturs Irbe	4
1993-94	Arturs Irbe	3
1992-93	Arturs Irbe	1
1991-92	None	

^Nabokov and Vesa Toskala shared a shutout on Nov. 21, 2003, but it is not counted in Nabokov's totals. *Nabokov and Miikka

Kiprusoff shared a shutout on March 12, 2001. Kiprusoff faced no shots in 38 seconds, but the shutout is not counted in Nabokov's totals.

#Vernon and Kelly Hrudey shared a shutout on April 7, 1998 but it is not counted in Vernon's totals.

GOALS ALLOWED

2005-06	Evgeni Nabokov	133
2003-04	Evgeni Nabokov	127
2002-03	Evgeni Nabokov	146
2001-02	Evgeni Nabokov	149
2000-01	Evgeni Nabokov	135
1999-00	Steve Shields	162
1998-99	Mike Vernon	107
1997-98	Mike Vernon	146
1996-97	Kelly Hrudey	140
1995-96	Chris Terreri	155
1994-95	Arturs Irbe	111
1993-94	Arturs Irbe	209
1992-93	Jeff Hackett	176
1991-92	Jeff Hackett	148

SHOTS AGAINST

2005-06	Evgeni Nabokov	1,160
2003-04	Evgeni Nabokov	1,610
2002-03	Evgeni Nabokov	1,561
2001-02	Evgeni Nabokov	1,818
2000-01	Evgeni Nabokov	1,582
1999-00	Steve Shields	1,826
1998-99	Mike Vernon	1,200
1997-98	Mike Vernon	1,401
1996-97	Kelly Hrudey	1,263
1995-96	Chris Terreri	1,322
1994-95	Arturs Irbe	1,056
1993-94	Arturs Irbe	2,064
1992-93	Arturs Irbe	1,250
1991-92	Jeff Hackett	1,366

SAVE PERCENTAGE (Min. 15 of team's games played)

2005-06	Vesa Toskala	.901
2003-04	Evgeni Nabokov	.921
2002-03	Evgeni Nabokov	.906
2001-02	Evgeni Nabokov	.918
2000-01	Evgeni Nabokov	.915
1999-00	Steve Shields/Mike Vernon	.911
1998-99	Steve Shields	.921
1997-98	Kelly Hrudey	.897
1996-97	Chris Terreri	.901
1995-96	Chris Terreri	.883
1994-95	Wade Flaherty	.903
1993-94	Arturs Irbe	.899
1992-93	Arturs Irbe	.886
1991-92	Jeff Hackett	.892

GOALS

2001-02	Evgeni Nabokov	1
---------	----------------	---

ASSISTS

2005-06	Vesa Toskala	1
	Evgeni Nabokov	1
2003-04	None	
2002-03	None	
2001-02	Evgeni Nabokov	3
2000-01	Evgeni Nabokov	2
1999-00	Steve Shields	1
1998-99	Steve Shields	1
1997-98	Mike Vernon	2
1996-97	None	
1995-96	Chris Terreri	5
1994-95	Wade Flaherty	1
1993-94	Arturs Irbe	2
1992-93	Jeff Hackett	1
	Brian Hayward	
1991-92	Jeff Hackett	2

PENALTY MINUTES

2005-06	Evgeni Nabokov	18
2003-04	Evgeni Nabokov	14
2002-03	Evgeni Nabokov	10
2001-02	Evgeni Nabokov	14
2000-01	Evgeni Nabokov	8
1999-00	Steve Shields	29
1998-99	Mike Vernon	8
1997-98	Mike Vernon	24
1996-97	Ed Belfour	8
1995-96	Arturs Irbe	4
	Chris Terreri	4
1994-95	Arturs Irbe	4
1993-94	Arturs Irbe	16
1992-93	Arturs Irbe	10
1991-92	Brian Hayward	14

ROOKIE SINGLE SEASON LEADERS

Active players on Sharks Roster in **bold**

GAMES PLAYED

1.	Doug Zmolek	84	'92-93
2.	Brad Stuart	82	'99-00
3.	Milan Michalek	81	'05-06
	Marcel Goc	81	'05-06
5.	Pat Falloon	79	'91-92
6.	Patrick Marleau	74	'97-98
	Marco Sturm	74	'97-98
	Shean Donovan	74	'95-96
9.	Marcus Ragnarsson	71	'95-96
10.	Tom Preissing	69	'03-04

GOALS

1.	Pat Falloon	25	'91-92
2.	Rob Gaudreau	23	'92-93
3.	Milan Michalek	17	'05-06
3.	Jeff Friesen	15	'94-95
5.	Steve Bernier	14	'05-06
6.	Patrick Marleau	13	'97-98
	Steve Guolla	13	'96-97
	Shean Donovan	13	'95-96
9.	Alexander Korolyuk	12	'98-99
10.	Grant Stevenson	10	'05-06
	Brad Stuart	10	'99-00
	Marco Sturm	10	'97-98

ASSISTS

1.	Pat Falloon	34	'91-92
2.	Marcus Ragnarsson	31	'95-96
3.	Brad Stuart	26	'99-00
4.	David Williams	25	'91-92
5.	Marco Sturm	20	'97-98
	Rob Gaudreau	20	'92-93
7.	Jim Fahey	19	'02-03
	Patrick Marleau	19	'97-98
9.	Milan Michalek	18	'05-06
	Alexander Korolyuk	18	'98-99

POINTS

1.	Pat Falloon	59	'91-92
2.	Rob Gaudreau	43	'92-93
3.	Marcus Ragnarsson	39	'95-96
4.	Brad Stuart	36	'99-00
5.	Milan Michalek	35	'05-06
6.	Patrick Marleau	32	'97-98
7.	Marco Sturm	30	'97-98
	Alexander Korolyuk	30	'98-99
9.	David Williams	28	'91-92
10.	Steve Bernier	27	'05-06

PLUS/MINUS (Min. 60 percent of team's games played)

1.	Matt Bradley	22	'01-02
2.	Tom Preissing	8	'03-04
	Andrei Zyuzin	8	'97-98
4.	Niko Dimitrakos	6	'03-04
5.	Josh Gorges	5	'05-06
	Patrick Marleau	5	'97-98
7.	Brad Stuart	3	'99-00
	Alexander Korolyuk	3	'98-99
9.	Jeff Jillson	2	'01-02
10.	Milan Michalek	1	'05-06

PENALTY MINUTES

1.	Link Gaetz	326	'91-92
2.	Doug Zmolek	229	'92-93
3.	Jeff Odgers	217	'91-92
4.	Dody Wood	138	'95-96
5.	Neil Wilkinson	107	'91-92
6.	Andrei Nazarov	94	'94-95
7.	Rob Davison	92	'03-04
	Jay More	85	'91-92
9.	Mark Smith	72	'01-02
10.	Andy Sutton	65	'98-99

POWER-PLAY GOALS

1.	Grant Stevenson	5	'05-06
	Brad Stuart	5	'99-00
	Pat Falloon	5	'91-92
	Jeff Friesen	5	'94-95
	Rob Gaudreau	5	'92-93
6.	Milan Michalek	4	'05-06
	Marcus Ragnarsson	4	'95-96
	Dale Craigwell	4	'91-92
9.	Niko Dimitrakos	3	'02-03
	Jeff Jillson	3	'01-02
	Link Gaetz	3	'91-92
	Pat MacLeod	3	'91-92

SHORT-HANDED GOALS

1.	Rob Gaudreau	2	'92-93
2.	Steve Bernier	1	'05-06
	Brad Stuart	1	'99-00
	Jeff Friesen	1	'94-95
	Dody Wood	1	'95-96
	Shean Donovan	1	'95-96

GAME-WINNING GOALS

1.	Niko Dimitrakos	4	'03-04
2.	Jonathan Cheechoo	3	'02-03
	Marco Sturm	3	'97-98
4.	Milan Michalek	2	'05-06
	Marcel Goc	2	'05-06
	Grant Stevenson	2	'05-06
	Jeff Jillson	2	'01-02
	Matt Bradley	2	'01-02
	Patrick Marleau	2	'97-98
	Andrei Zyuzin	2	'97-98
	Shean Donovan	2	'95-96
	Dale Craigwell	2	'91-92
	Jeff Friesen	2	'94-95
	Tom Pederson	2	'92-93

GAME-TYING GOALS

1.	Pat Falloon	2	'91-92
2.	Jonathan Cheechoo	1	'02-03
	Tom Preissing	1	'03-04
	Niko Dimitrakos	1	'02-03

SHOTS

1.	Rob Gaudreau	191	'92-93
2.	Pat Falloon	181	'91-92
3.	Milan Michalek	159	'05-06
4.	Brad Stuart	133	'99-00
5.	Marco Sturm	118	'97-98
6.	Niko Dimitrakos	116	'03-04
7.	Viktor Kozlov	107	'95-96
8.	Tom Pederson	102	'92-93
9.	Alexander Korolyuk	96	'98-99
	Marcel Goc	96	'05-06

HAT TRICKS

1.	Rob Gaudreau	2	'92-93
2.	Alexei Yegorov	1	'95-96

POINTS BY DEFENSEMAN

1.	Marcus Ragnarsson	39	'95-96
2.	Brad Stuart	36	'99-00
3.	David Williams	28	'91-92
4.	Sandis Ozolinsh	23	'92-93
5.	Tom Pederson	20	'92-93
6.	Jim Fahey	19	'02-03
	Tom Preissing	19	'03-04
8.	Jay More	17	'91-92
9.	Pat MacLeod	16	'91-92
10.	Doug Zmolek	15	'92-93

TEAM STATISTICS BY SEASON

OVERALL RECORD

2005-06	44-27-11	(99 points)
2003-04	43-21-12-6	(104 points)
2002-03	28-37-9-8	(73 points)
2001-02	44-27-8-3	(99 points)
2000-01	40-27-12-3	(95 points)
1999-00	35-30-10-7	(87 points)
1998-99	31-33-18	(80 points)
1997-98	34-38-10	(78 points)
1996-97	27-47-8	(62 points)
1995-96	20-55-7	(47 points)
1994-95	19-25-4	(42 points)
1993-94	33-35-16	(82 points)
1992-93	11-71-2	(24 points)
1991-92	17-58-5	(39 points)

HOME RECORD

2005-06	25-9-7	(57 points)
2003-04	24-8-7-2	(57 points)
2002-03	17-16-5-3	(42 points)
2001-02	25-11-3-2	(55 points)
2000-01	22-14-4-1	(49 points)
1999-00	21-17-3-3	(48 points)
1998-99	17-15-9	(43 points)
1997-98	17-19-5	(39 points)
1996-97	14-23-4	(32 points)
1995-96	12-26-3	(27 points)
1994-95	10-13-1	(21 points)
1993-94	19-13-10	(48 points)
1992-93	8-33-1	(17 points)
1991-92	14-23-3	(31 points)

ROAD RECORD

2005-06	19-18-4	(42 points)
2003-04	19-13-5-4	(47 points)
2002-03	11-21-4-5	(31 points)
2001-02	19-16-5-1	(44 points)
2000-01	18-13-8-2	(46 points)
1999-00	14-20-7-4	(39 points)
1998-99	14-18-9	(37 points)
1997-98	17-19-5	(39 points)
1996-97	13-24-4	(30 points)
1995-96	8-29-4	(20 points)
1994-95	9-12-3	(21 points)
1993-94	14-22-6	(34 points)
1992-93	3-38-1	(7 points)
1991-92	3-35-2	(8 points)

GOALS FOR

2005-06	265	(3.23 avg.)
2003-04	219	(2.67 avg.)
2002-03	214	(2.60 avg.)
2001-02	248	(3.02 avg.)
2000-01	217	(2.65 avg.)
1999-00	225	(2.74 avg.)
1998-99	196	(2.39 avg.)
1997-98	210	(2.56 avg.)
1996-97	211	(2.57 avg.)
1995-96	252	(3.07 avg.)
1994-95	129	(2.69 avg.)
1993-94	252	(3.00 avg.)
1992-93	218	(2.60 avg.)
1991-92	219	(2.74 avg.)

GOALS AGAINST

2005-06	235	(2.87 avg.)
2003-04	183	(2.23 avg.)
2002-03	239	(2.91 avg.)
2001-02	199	(2.42 avg.)
2000-01	192	(2.34 avg.)
1999-00	214	(2.61 avg.)
1998-99	191	(2.33 avg.)
1997-98	216	(2.63 avg.)
1996-97	278	(3.39 avg.)
1995-96	357	(4.35 avg.)
1994-95	161	(3.35 avg.)
1993-94	265	(3.15 avg.)
1992-93	414	(4.93 avg.)
1991-92	359	(4.49 avg.)

SHOTS FOR

2005-06	2,483	(30.1 avg.)
2003-04	2,300	(28.0 avg.)
2002-03	2,303	(28.0 avg.)
2001-02	2,228	(27.1 avg.)
2000-01	2,266	(27.6 avg.)
1999-00	2,248	(27.4 avg.)
1998-99	2,143	(26.1 avg.)
1997-98	2,169	(26.5 avg.)
1996-97	2,277	(27.8 avg.)
1995-96	2,143	(26.1 avg.)
1994-95	1,152	(24.0 avg.)
1993-94	2,101	(25.0 avg.)
1992-93	2,384	(28.4 avg.)
1991-92	2,340	(29.3 avg.)

SHOTS AGAINST

2005-06	2,180	(26.6 avg.)
2003-04	2,373	(28.9 avg.)
2002-03	2,392	(29.2 avg.)
2001-02	2,335	(28.5 avg.)
2000-01	2,169	(26.5 avg.)
1999-00	2,357	(27.4 avg.)
1998-99	2,217	(27.0 avg.)
1997-98	2,020	(24.6 avg.)
1996-97	2,398	(29.2 avg.)
1995-96	2,716	(33.1 avg.)
1994-95	1,517	(31.6 avg.)
1993-94	2,389	(28.4 avg.)
1992-93	3,080	(36.7 avg.)
1991-92	2,900	(36.3 avg.)

PENALTY MINUTES

2005-06	1,058	(12.9 avg.)
2003-04	1,091	(13.3 avg.)
2002-03	1,112	(13.5 avg.)
2001-02	1,249	(15.2 avg.)
2000-01	1,364	(16.6 avg.)
1999-00	1,292	(15.8 avg.)
1998-99	1,423	(17.4 avg.)
1997-98	1,397	(17.0 avg.)
1996-97	2,085	(25.4 avg.)
1995-96	1,480	(18.0 avg.)
1994-95	840	(17.5 avg.)
1993-94	1,343	(16.0 avg.)
1992-93	2,134	(25.4 avg.)
1991-92	1,894	(23.7 avg.)

SHORT-HANDED GOALS

2005-06	10
2003-04	9
2002-03	5
2001-02	15
2000-01	8
1999-00	16
1998-99	8
1997-98	10
1996-97	9
1995-96	15
1994-95	6
1993-94	6
1992-93	13
1991-92	11

SHORT-HANDED GOALS ALLOWED

2005-06	11
2003-04	9
2002-03	10
2001-02	6
2000-01	10
1999-00	4
1998-99	4
1997-98	5
1996-97	11
1995-96	20
1994-95	5
1993-94	13
1992-93	15
1991-92	17

POWER PLAY GOALS

2005-06	91
2003-04	56
2002-03	68
2001-02	59
2000-01	57
1999-00	62
1998-99	53
1997-98	54
1996-97	51
1995-96	62
1994-95	24
1993-94	68
1992-93	66
1991-92	64

POWER-PLAY GOALS ALLOWED

2005-06	77
2003-04	47
2002-03	68
2001-02	54
2000-01	61
1999-00	61
1998-99	61
1997-98	59
1996-97	66
1995-96	93
1994-95	39
1993-94	77
1992-93	113
1991-92	89

POWER PLAY PERCENTAGE

2005-06	18.2%	(91-500)
2003-04	16.6%	(56-337)
2002-03	18.1%	(68-375)
2001-02	16.0%	(59-369)
2000-01	14.0%	(57-406)
1999-00	16.4%	(62-377)
1998-99	13.3%	(53-399)
1997-98	13.5%	(54-400)
1996-97	14.3%	(50-349)
1995-96	16.1%	(62-385)
1994-95	11.8%	(24-203)
1993-94	16.0%	(68-424)
1992-93	16.1%	(66-409)
1991-92	17.1%	(64-374)

PENALTY KILLING PERCENTAGE

2005-06	80.7%	(77-399)
2003-04	85.3%	(47-319)
2002-03	81.0%	(68-358)
2001-02	85.8%	(54-381)
2000-01	86.2%	(61-441)
1999-00	83.6%	(61-372)
1998-99	85.0%	(61-407)
1997-98	85.2%	(59-398)
1996-97	83.9%	(66-409)
1995-96	76.6%	(93-397)
1994-95	81.3%	(39-208)
1993-94	78.6%	(77-360)
1992-93	76.7%	(113-483)
1991-92	78.1%	(89-407)

TEAM SHUTOUTS

2005-06	5
2003-04	11
2002-03	5
2001-02	9
2000-01	9
1999-00	5
1998-99	8
1997-98	7
1996-97	1
1995-96	0
1994-95	5
1993-94	3
1992-93	1
1991-92	0

POINTS PERCENTAGE

2005-06	.604
2003-04	.634
2002-03	.445
2001-02	.603
2000-01	.579
1999-00	.530
1998-99	.488
1997-98	.476
1996-97	.378
1995-96	.329
1994-95	.438
1993-94	.488
1992-93	.143
1991-92	.244

SPECIAL TEAMS BY SEASON

POWER PLAY

SEASON	PPG	HOME ATT	PCT.	PPG	ROAD ATT	PCT.	PPG	TOTAL ATT	PCT.
2005-06	48	257	18.7	43	243	17.7	91	500	18.2
2003-04	29	172	16.9	27	165	16.4	56	337	16.6
2002-03	37	190	19.5	31	185	16.8	68	375	18.1
2001-02	35	195	17.9	24	174	13.8	59	369	16.0
2000-01	32	219	14.6	25	187	13.4	57	406	14.0
1999-00	34	204	16.7	28	173	16.2	62	377	16.4
1998-99	23	199	11.6	30	200	15.0	53	399	13.3
1997-98	26	219	11.9	28	181	15.5	54	400	13.5
1996-97	29	175	16.6	21	174	12.1	50	349	14.3
1995-96	30	199	15.1	32	186	17.2	62	385	16.1
1994-95	14	114	12.3	10	89	11.2	24	203	11.8
1993-94	38	236	16.1	30	188	16.0	68	424	16.0
1992-93	41	225	18.2	25	184	13.6	66	409	16.1
1991-92	36	204	17.6	28	170	16.5	64	374	17.1
TOTALS	404	2551	15.8	339	2256	15.0	743	4807	15.5

PENALTY KILLING

SEASON	PPGA	HOME TSH	PCT.	PPGA	ROAD TSH	PCT.	PPGA	TOTAL TSH	PCT.
2005-06	36	169	81.7	41	203	79.8	77	399	80.7
2003-04	13	145	91.0	34	174	80.5	47	319	85.3
2002-03	34	169	79.9	34	189	82.0	68	358	81.0
2001-02	22	170	87.1	32	211	84.8	54	381	85.8
2000-01	34	197	82.7	47	244	89.9	81	441	86.2
1999-00	31	188	83.5	30	184	83.7	61	372	83.6
1998-99	27	215	87.4	34	192	82.3	61	407	85.0
1997-98	32	191	83.2	27	207	87.0	59	398	85.2
1996-97	33	189	82.5	33	220	85.0	66	409	83.9
1995-96	45	191	76.4	48	206	76.7	93	397	76.6
1994-95	17	96	82.3	22	112	80.4	39	208	81.3
1993-94	40	181	74.9	37	179	79.3	77	360	78.6
1992-93	58	231	74.9	55	252	78.2	113	483	76.6
1991-92	35	211	83.4	54	196	72.4	89	407	78.1
TOTALS	421	2374	82.3	467	2566	81.8	888	4940	82.0

HAT TRICKS

Active players on Sharks Roster in **bold**

SHARKS (31)

Goals	Player	Date
3	Jonathan Cheechoo	April 15, 2006
3	Jonathan Cheechoo	Mar. 13, 2006
3	Jonathan Cheechoo	Feb. 1, 2006
3	Jonathan Cheechoo	Jan. 5, 2006
3	Jonathan Cheechoo	Dec. 20, 2005
3	Alyn McCauley	Nov. 1, 2003
3	Patrick Marleau	April 6, 2002
3	Mike Ricci	April 7, 2001
3	Teemu Selanne	March 29, 2001
3	Scott Thornton	March 7, 2001
3	Todd Harvey	Dec. 18, 2000
3	Jeff Friesen	Oct. 4, 1999
3	Owen Nolan	Oct. 4, 1999
3	Vincent Damphousse	April 3, 1999
3	Marco Sturm	Dec. 23, 1998
3	Tony Granato	April 4, 1997
3	Owen Nolan	Oct. 27, 1996
3	Tony Granato	Oct. 6, 1996
3	Jeff Friesen	March 20, 1996
3	Alexei Yegorov	Feb. 20, 1996
3	Kevin Miller	Jan. 30, 1996
3	Ray Sheppard	Jan. 13, 1996
3	Owen Nolan	Dec. 19, 1995
3	Ulf Dahlien	April 2, 1994
3	Sergei Makarov	March 29, 1994
3	Igor Larionov	March 25, 1994
3	Rob Gaudreau	Feb. 6, 1994
3	Igor Larionov	Jan. 15, 1994
3	Johan Garpenlov	April 1, 1993
3	Rob Gaudreau	Dec. 12, 1992
3	Rob Gaudreau	Dec. 3, 1992

Game	Score
vs. Anaheim	6-3 W
vs. Los Angeles	4-3 W
at Anaheim	6-4 W
vs. Columbus	6-3 W
vs. Anaheim	4-2 W
at Florida	6-2 W
vs. Detroit	6-3 W
vs. Dallas	4-5 L (OT)
vs. Anaheim	7-4 W
at Florida	3-3 T
at Washington	5-3 W
vs. Chicago	7-1 W
vs. Chicago	7-1 W
vs. Vancouver	5-2 W
at Edmonton	5-3 W
vs. Colorado	7-6 W
at Chicago	6-2 W
at Los Angeles	7-6 W
at Winnipeg	7-1 W
at Calgary	3-5 L
vs. Hartford	8-2 W
at Pittsburgh	10-8 W
at Anaheim	7-4 W
vs. Vancouver	7-4 W
vs. Winnipeg	9-4 W
at Winnipeg	8-3 W
at Dallas	7-1 W
vs. Hartford	8-2 W
vs. Winnipeg	5-9 L
vs. Quebec	7-8 L
vs. Hartford	5-7 L

Goaltender(s)
J.S. Giguere (2), Ilya Bryzgalov (0), Empty Net (1)
Mathieu Garon
Ilya Bryzgalov
Marc Denis
J.S. Giguere
Steve Shields
Manny Legace
Ed Belfour
Jean-Sebastien Giguere (2), Empty Net (1)
Roberto Luongo
Olaf Kolzig (2), Empty Net (1)
Jocelyn Thibault (1), Steve Passmore (2)
Jocelyn Thibault
Garth Snow (2), Empty Net (1)
Bob Essensa (1), Mikhail Shtalenkov (1), Empty Net (1)
Craig Billington
Jimmy Waite (2)/E. Belfour (1)
Stephane Fiset
Nikolai Khabibulin (2)/Dominic Roussel (1)
Rick Tabaracci
Sean Burke (1)/Jason Muzzatti (2)
Tom Barrasa
Guy Hebert (1)/Mikhail Shtalenkov (3)
Kay Whitmore
Tim Cheveldae
Tim Cheveldae
D. Wakaluk (2)/Andy Moog (1)
Sean Burke
Bob Essensa
Ron Hextall
Sean Burke

OPPONENTS (63)

Goals	Player	Date
3	Steven Reinprecht	April 1, 2006
3	Mathieu Schneider	Nov. 26, 2005
3	Brian Rolston	Nov. 5, 2005
3	Steve Sullivan	Feb. 18, 2004
3	Josef Vasicek	Oct. 28, 2003
3	Steven Reinprecht	Jan. 4, 2003
3	Tyler Arnason	Dec. 28, 2002
3	Andreas Johansson	Nov. 27, 2002
3	Markus Naslund	Oct. 21, 2002
3	Espen Knutsen	Jan. 24, 2002
3	Patrick Elias	Oct. 18, 2001
3	Brendan Shanahan	Oct. 4, 2001
3	Paul Kariya	March 29, 2001
3	Tomas Holmstrom	March 18, 2001
3	Daniel Alfredsson	March 1, 2001
3	Todd Bertuzzi	Dec. 30, 2000
3	Harold Druken	Dec. 8, 2000
3	Theoren Fleury	Oct. 10, 1998
3	Keith Tkachuk	Dec. 26, 1997
3	Teemu Selanne	Nov. 10, 1997

Game	Score
vs. Phoenix	3-4 L OT
vs. Detroit	6-7 L
vs. Minnesota	1-3 L
at Nashville	3-7 L
at Carolina	0-3 L
vs. Colorado	1-6 L
vs. Chicago	3-3 T
at Nashville	2-4 L
vs. Vancouver	2-5 L
at Columbus	2-6 L
at New Jersey	1-6 L
vs. Detroit	3-4 L OT
vs. Anaheim	7-4 W
vs. Detroit	4-6 L
at Ottawa	4-8 L
vs. Vancouver	3-6 L
vs. Vancouver	1-6 L
vs. Calgary	3-2 L
vs. Phoenix	0-4 L
at Anaheim	6-4 W

Goaltender(s)
Vesa Toskala
Evgeni Nabokov
Nolan Schafer (2), Empty Net (1)
Evgeni Nabokov
Vesa Toskala
Evgeni Nabokov (1), Miikka Kiprusoff (2)
Evgeni Nabokov
Evgeni Nabokov
Vesa Toskala (1), Miikka Kiprusoff (2)
Evgeni Nabokov (2), Miikka Kiprusoff (1)
Evgeni Nabokov (2), Miikka Kiprusoff (1)
Evgeni Nabokov (2), Miikka Kiprusoff (1)
Evgeni Nabokov (1), Steve Shields (2)
Evgeni Nabokov
Evgeni Nabokov (1)/Steve Shields (2)
Mike Vernon
Kelly Hrudey (1), Mike Vernon (2)
Mike Vernon

3	Zigmund Palffy	Oct. 16, 1997	vs. NY Islanders	2-5 L	Mike Vernon
3	Brendan Shanahan	Feb. 12, 1997	at Detroit	1-7 L	Wade Flaherty
3	Teemu Selanne	Nov. 1, 1996	at Anaheim	3-4 L	Kelly Hrudey
3	John LeClair	March 17, 1996	at Philadelphia	2-8 L	Geoff Sarjeant
3	Brett Hull	March 15, 1996	vs. St. Louis	2-4 L	Terreri (1)/Sarjeant (2)
3	Brian Belows	March 1, 1996	vs. Tampa Bay	3-7 L	Wade Flaherty
3	Jason Wiener	March 1, 1996	vs. Tampa Bay	3-7 L	Wade Flaherty
3	Teemu Selanne	Feb. 25, 1996	at Anaheim	3-4 L	Chris Terreri
3	Gary Roberts	Feb. 20, 1996	at Calgary	3-5 L	Chris Terreri
3	Valeri Kamensky	Dec. 5, 1995	at Colorado	2-12 L	Chris Terreri (2)/Wade Flaherty (1)
3	Cliff Ronning	Dec. 1, 1995	at Vancouver	2-7 L	Chris Terreri (2)/Wade Flaherty (1)
3	Ron Francis	Nov. 10, 1995	vs. Pittsburgh	1-9 L	Arturs Irbe (2)/Wade Flaherty (1)
3	Donald Audette	Nov. 8, 1995	at Buffalo	2-7 L	Wade Flaherty
3	Alexander Mogilny	Oct. 14, 1995	vs. Vancouver	6-7 L	Wade Flaherty
3	Joe Nieuwendyk	April 10, 1995	at Calgary	3-8 L	Wade Flaherty (3)/Arturs Irbe
3	Nelson Emerson	March 28, 1995	vs. Winnipeg	6-5 W	Arturs Irbe (3)/Wade Flaherty
3	Bernie Nicholls	March 21, 1995	vs. Chicago	3-7 L	Wade Flaherty
3	Mike Modano	Feb. 27, 1994	vs. Dallas	3-6 L	Jimmy Waite
3	Mike Ricci	Feb. 17, 1994	vs. Quebec	2-8 L	Arturs Irbe (3)/Jimmy Waite (2)
3	Mikael Renberg	Feb. 15, 1994	vs. Philadelphia	4-6 L	Arturs Irbe
3	Patrick Flatley	Feb. 1, 1994	at N.Y. Islanders	4-5 L	Arturs Irbe
3	Vyacheslav Kozlov	Jan. 6, 1994	vs. Detroit	3-10 L	Arturs Irbe (2)/Jimmy Waite (1)
3	Ray Sheppard	Jan. 6, 1994	vs. Detroit	3-10 L	Arturs Irbe (2)/Jimmy Waite (1)
3	Scott Young	Dec. 19, 1993	at Quebec	5-7 L	Jimmy Waite
3	Kevin Miller	Oct. 21, 1993	at St. Louis (@ Sacto.)	2-5 L	Jimmy Waite
3	Stephane Richer	Mar. 29, 1993	at New Jersey	0-5 L	Jeff Hackett
3	Ronnie Stern	Feb. 10, 1993	at Calgary	1-13 L	Arturs Irbe (2)/Jeff Hackett (1)
3	Robert Reichel	Feb. 10, 1993	at Calgary	1-13 L	Arturs Irbe (2)/Jeff Hackett (1)
3	Bob Kudelski	Jan. 10, 1993	at Ottawa	2-3 L	Jeff Hackett
3	Scott Young	Dec. 12, 1992	vs. Quebec	7-8	Brian Hayward
3	Mike Donnelly	Nov. 8, 1992	vs. Los Angeles	4-11 L	Arturs Irbe
3	Jari Kurri	Nov. 8, 1992	vs. Los Angeles	4-11 L	Arturs Irbe
3	Luc Robitaille	Nov. 8, 1992	vs. Los Angeles	4-11 L	Arturs Irbe
3	Rick Tocchet	March 6, 1992	vs. Pittsburgh	3-7 L	Jarmo Myllys
3	Jimmy Carson	Feb. 15, 1992	at Detroit	1-11 L	Arturs Irbe (3)/Jarmo Myllys
3	Dale Hawerchuk	Feb. 14, 1992	at Buffalo	6-7 L	Jarmo Myllys
3	Stephan Lebeau	Feb. 12, 1992	at Montreal	1-6	Jeff Hackett
3	John Druce	Feb. 9, 1992	at Washington	2-6 L	Jeff Hackett (3), Jarmo Myllys
3	John Cullen	Feb. 4, 1992	vs. Hartford	6-5 W	Jeff Hackett
3	Igor Larionov	Dec. 28, 1991	vs. Vancouver	2-3 L	Jeff Hackett
3	Kevin Stevens	Dec. 5, 1991	vs. Pittsburgh	0-8 L	Arturs Irbe (1), Brian Hayward (2)
3	Wayne Gretzky	Nov. 23, 1991	at Los Angeles	4-6 L	Arturs Irbe
3	Pat LaFontaine	Nov. 12, 1991	vs. Buffalo	1-7 L	Arturs Irbe (1), Jeff Hackett (2)
3	Bob Kudelski	Oct. 16, 1991	at Los Angeles	5-8 L	Jeff Hackett

* - Franchise record for most goals against in one game.

SHUTOUTS

Active players on Sharks Roster in **bold**

SHARKS (69)

DATE	OPPONENT	GOALTENDER	SCORE	SAVES
April 6, 2006	at Los Angeles	Vesa Toskala	5-0	14
March 21, 2006	at St. Louis	Vesa Toskala	6-0	33
Jan. 12, 2006	at Ottawa	Evgeni Nabokov	2-0	40
Dec. 2, 2005	at Buffalo	Evgeni Nabokov	5-0	20
		Nolan Schaefer		7
Nov. 4, 2005	at Anaheim	Nolan Schaefer	1-0	21
March 31, 2004	at Los Angeles	Evgeni Nabokov	3-0	22
March 26, 2004	at Phoenix	Vesa Toskala	3-0	30
Feb. 29, 2004	vs. St. Louis	Evgeni Nabokov	1-0	24
Feb. 5, 2004	vs. Phoenix	Evgeni Nabokov	5-0	20
Feb. 3, 2004	vs. Florida	Evgeni Nabokov	3-0	26
Jan. 24, 2004	vs. Minnesota	Evgeni Nabokov	4-0	24
Dec. 31, 2003	at Columbus	Evgeni Nabokov	1-0	26
Dec. 27, 2003	vs. Los Angeles	Evgeni Nabokov	5-0	25
Dec. 13, 2003	vs. Anaheim	Evgeni Nabokov	2-0	28
Nov. 21, 2003	at Phoenix	Evgeni Nabokov	0-0	9
		Vesa Toskala		31
Oct. 16, 2003	vs. Philadelphia	Evgeni Nabokov	0-0	26
March 27, 2003	vs. Detroit	Vesa Toskala	3-0	25
Feb. 21, 2003	vs. Columbus	Evgeni Nabokov	6-0	29
Jan. 27, 2003	at Los Angeles	Evgeni Nabokov	3-0	32
Jan. 11, 2003	vs. Vancouver	Miikka Kiprusoff	3-0	29
Dec. 14, 2002	vs. Washington	Evgeni Nabokov	2-0	34
March 9, 2002	vs. Vancouver	Miikka Kiprusoff	2-0	32
Feb. 10, 2002	vs. Carolina	Evgeni Nabokov	4-0	24
Feb. 6, 2002	vs. Calgary	Evgeni Nabokov	2-0	27
Jan. 15, 2002	at Colorado	Evgeni Nabokov	1-0 (OT)	38
Jan. 5, 2002	vs. Florida	Miikka Kiprusoff	6-0	28
Dec. 14, 2001	at Colorado	Evgeni Nabokov	3-0	38
Nov. 29, 2001	vs. Pittsburgh	Evgeni Nabokov	5-0	38
Oct. 27, 2001	vs. Columbus	Evgeni Nabokov	2-0	16
Oct. 6, 2001	vs. Minnesota	Evgeni Nabokov	0-0 (OT)	19
April 5, 2001	vs. Phoenix	Evgeni Nabokov	3-0	28
March 26, 2001	at Los Angeles	Evgeni Nabokov	0-0 (OT)	27
March 12, 2001	vs. Montreal	Evgeni Nabokov	3-0	20
		Miikka Kiprusoff		0
Feb. 16, 2001	at Nashville	Evgeni Nabokov	2-0	19
Feb. 14, 2001	at Chicago	Steve Shields	7-0	31

RECORD
BOOK

SHUTOUTS

Feb. 8, 2001	at Vancouver	Steve Shields	0-0 (OT)	26
Dec. 20, 2000	at Detroit	Evgeni Nabokov	2-0	31
Dec. 4, 2000	at Calgary	Evgeni Nabokov	8-0	21
Nov. 11, 2000	at NY Islanders	Evgeni Nabokov	4-0	24
April 3, 2000	at Edmonton	Steve Shields	1-0	20
Feb. 11, 2000	at Atlanta	Steve Shields	3-0	24
Feb. 8, 2000	at Tampa Bay	Steve Shields	8-0	23
Jan. 19, 2000	at Colorado	Evgeni Nabokov	0-0 (OT)	39
Oct. 13, 1999	at Dallas	Steve Shields	2-0	35
April 6, 1999	at Phoenix	Steve Shields	1-0	33
April 2, 1999	at Vancouver	Steve Shields	7-0	18
March 12, 1999	vs. Detroit	Steve Shields	2-0	26
Feb. 8, 1999	at Phoenix	Mike Vernon	3-0	27
Jan. 11, 1999	vs. Los Angeles	Mike Vernon	4-0	30
Dec. 26, 1998	vs. Vancouver	Steve Shields	2-0	25
Nov. 12, 1998	vs. Carolina	Mike Vernon	3-0	20
Nov. 4, 1998	vs. Dallas	Mike Vernon	4-0	21
April 7, 1998	vs. Calgary	Mike Vernon	6-0	13
		Kelly Hrudey		3
March 6, 1998	at Anaheim	Mike Vernon	3-0	23
Feb. 4, 1998	at Edmonton	Mike Vernon	3-0	21
Dec. 18, 1997	vs. Vancouver	Mike Vernon	0-0 (OT)	21
Dec. 12, 1997	at Dallas	Kelly Hrudey	1-0	24
Nov. 20, 1997	at Philadelphia	Mike Vernon	3-0	28
Nov. 4, 1997	vs. Toronto	Mike Vernon	0-0 (OT)	19
March 6, 1997	vs. Ottawa	Ed Belfour	2-0	29
April 28, 1995	vs. Los Angeles	Arturs Irbe	4-0	29
April 16, 1995	vs. Los Angeles	Arturs Irbe	2-0	22
April 7, 1995	vs. Edmonton	Wade Flaherty	5-0	26
Feb. 17, 1995	at Los Angeles	Arturs Irbe	2-0	37
Jan. 25, 1995	vs. Winnipeg	Arturs Irbe	4-0	28
March 6, 1994	vs. Anaheim	Arturs Irbe	6-0	25
Feb. 13, 1994	vs. Chicago	Arturs Irbe	1-0	23
Nov. 27, 1993	vs. Anaheim	Arturs Irbe	1-0	15
Nov. 17, 1992	vs. Los Angeles	Arturs Irbe	6-0	39

OPPONENTS (74)

DATE	OPPONENT	GOALTENDER	SCORE	SAVES
April 17, 2006	vs. Los Angeles	Jason LaBarbera	0-4	31
March 23, 2006	at Detroit	Manny Legace	0-4	28
March 4, 2006	at Calgary	Mikika Kiprusoff	0-2	26
Feb. 4, 2006	vs. Anaheim	J.S. Giguere	0-2	35
Jan. 26, 2006	vs. Anaheim	Ilya Bryzgalov	0-2	24
March 7, 2004	at Dallas	Marty Turco	0-4	22
Jan. 13, 2004	vs. Dallas	Marty Turco	0-3	17
Oct. 28, 2003	at Carolina	Kevin Weekes	0-3	28
Oct. 21, 2003	vs. Anaheim	Martin Gerber	0-2	34
Oct. 16, 2003	vs. Philadelphia	Jeff Hackett	0-0 (OT)	27
March 20, 2003	at Colorado	Patrick Roy	0-2	29
March 9, 2003	at Dallas	Ron Tugnutt	0-3	23
Feb. 19, 2003	vs. NY Islanders	Garth Snow	0-3	29
Feb. 12, 2003	at Columbus	Marc Denis	0-1	38
March 23, 2002	at Los Angeles	Felix Potvin	0-3	17
March 13, 2002	vs. St. Louis	Brent Johnson	0-2	18
March 5, 2002	vs. Nashville	Mike Dunham	0-2	26
Dec. 21, 2001	at Detroit	Dominik Hasek	0-3	19
Nov. 21, 2001	vs. Minnesota	Manny Fernandez	0-2	22
Oct. 6, 2001	vs. Minnesota	Dwayne Roloson	0-0 (OT)	36
March 26, 2001	at Los Angeles	Felix Potvin	0-0 (OT)	15
March 17, 2001	at Los Angeles	Felix Potvin	0-1 (OT)	18
March 10, 2001	vs. Nashville	Tomas Vokoun	0-3	17
Feb. 21, 2001	at Anaheim	Jean-Sebastien Giguere	0-1	24
Feb. 8, 2001	at Vancouver	Bob Essensa	0-0 (OT)	31
Jan. 3, 2001	vs. Calgary	Fred Brathwaite	0-1	30
April 1, 2000	at Calgary	Fred Brathwaite	0-3	29
Feb. 1, 2000	vs. Phoenix	Bob Essensa	0-1 (OT)	14
Jan. 19, 2000	at Colorado	Patrick Roy	0-0 (OT)	35
Dec. 26, 1999	vs. Anaheim	Dominic Roussel	0-1	26
April 16, 1999	vs. Los Angeles	Stephane Fiset	0-2	33
March 6, 1999	vs. Chicago	Jocelyn Thibault	0-4	23
Feb. 6, 1999	at Los Angeles	Jamie Storr	0-2	27
Jan. 30, 1999	at Colorado	Patrick Roy	0-5	22
Jan. 26, 1999	vs. St. Louis	Rich Parent	0-3	20
Dec. 15, 1998	vs. N.Y. Islanders	Tommy Salo	0-1	13
Dec. 2, 1998	vs. Dallas	Ed Belfour	0-3	26
Nov. 25, 1998	at Carolina	Trevor Kidd	0-3	36
Oct. 18, 1998	vs. Boston	Rob Tallas	0-3	22
March 21, 1998	vs. Colorado	Patrick Roy	0-2	23
Jan. 29, 1998	vs. Chicago	Jeff Hackett	0-3	29
Jan. 3, 1998	at Boston	Byron Dafeo	0-3	23

Dec. 26, 1997	vs. Phoenix	Nikolai Khabibulin	0-4	30
Dec. 18, 1997	vs. Vancouver	Arturs Irbe	0-0 (OT)	38
Nov. 4, 1997	vs. Toronto	Glenn Healy	0-0 (OT)	16
		Marcel Cousineau		6
Nov. 1, 1997	at St. Louis	Grant Fuhr	0-2	24
Oct. 7, 1997	vs. Ottawa	Damien Rhodes	0-1	23
Dec. 13, 1996	vs. Pittsburgh	Pat Lalime	0-4	20
Nov. 23, 1996	vs. Anaheim	Guy Hebert	0-3	25
Oct. 8, 1996	at Colorado	Patrick Roy	0-6	24
April 12, 1996	vs. Calgary	Rick Tabaracci	0-6	25
Feb. 12, 1996	at Montreal	Jocelyn Thibault	0-3	21
April 17, 1995	at Anaheim	Guy Hebert	0-3	27
April 13, 1995	at Detroit	Mike Vernon	0-3	12
Feb. 24, 1995	vs. Calgary	Trevor Kidd	0-3	17
Feb. 7, 1995	at Detroit	Chris Osgood	0-6	16
March 12, 1994	at Calgary	Mike Vernon	0-2	16
Feb. 26, 1994	at Detroit	Chris Osgood	0-2	22
Nov. 11, 1993	at Dallas	Jon Casey	0-4	20
March 29, 1993	at New Jersey	Chris Terrieri	0-5	24
March 16, 1993	vs. N.Y. Islanders	Glen Healy	0-6	26
Feb. 25, 1993	vs. Toronto	Daren Puppa	0-5	22
Feb. 22, 1993	vs. N.Y. Rangers	John Vanbiesbrouck	0-4	29
Feb. 12, 1993	at Edmonton	Bill Ranford	0-6	28
Nov. 19, 1992	vs. Toronto	Grant Fuhr	0-2	23
March 11, 1992	at Winnipeg	Stephane Beauregard	0-3	20
March 1, 1992	vs. Philadelphia	Ron Hextall	0-1	30
Feb. 2, 1992	at Winnipeg	Bob Essensa	0-6	40
Jan. 4, 1992	vs. Montreal	Patrick Roy	0-1 (OT)	25
Dec. 19, 1991	at St. Louis	Curtis Joseph	0-4	21
Dec. 5, 1991	vs. Pittsburgh	Tom Barrasso	0-8	39
Nov. 16, 1991	at Vancouver	Kirk McLean	0-1	20
Oct. 26, 1991	at New Jersey	Chris Terrieri	0-9	26
Oct. 23, 1991	at Hartford	Kay Whitmore	0-3	33

20+ GOAL SEASONS

Active players on Sharks Roster in **bold**

PLAYER	SEASON	DATE/OPP	TEAM GAME NO.	PLAYER GAME NO.	TOTAL GOALS
Jonathan Cheechoo	2005-06	Dec. 30 vs. Colorado	37	37	56
Owen Nolan	1999-00	Dec. 6 vs. Tampa Bay	32	32	44
Patrick Marleau	2005-06	Jan. 24 vs. Los Angeles	46	46	34
Owen Nolan	1996-97	Jan. 30 at Calgary	49	46	31
Jeff Friesen	1997-98	Jan. 31 vs. Colorado	52	49	31
Sergei Makarov	1993-94	Feb. 28 at Winnipeg	64	64	30
Teemu Selanne	2001-02	Feb. 26 at Nashville	58	58	29
Owen Nolan	1995-96	Feb. 26 vs. Montreal	62*	55*	29*
Teemu Selanne	2002-03	Dec. 30 vs. Philadelphia	37	37	28
Patrick Marleau	2003-04	Jan. 28 vs. Calgary	51	49	28
Patrick Marleau	2002-03	Jan. 30 vs. Anaheim	51	51	28
Jeff Friesen	1996-97	Feb. 28 at Hartford	62	62	28
Marco Sturm	2002-03	March 1 at Calgary	65	65	28
Jonathan Cheechoo	2003-04	March 11 vs. N.Y. Islanders	70	69	28
Ray Sheppard	1995-96	Jan. 13 at Pittsburgh	44@	34@	27@
Jeff Friesen	1999-00	Feb. 9 at Florida	58	58	26
Scott Thornton	2001-02	March 10 at Vancouver	65	62	26
Sandis Ozolinsh	1993-94	March 6 vs. Anaheim	66	63	26
Kelly Kisio	1992-93	March 25 at Philadelphia	75	69	26
Patrick Marleau	2000-01	Jan. 24 vs. Edmonton	48	48	25
Pat Falloon	1991-92	March 6 vs. Pittsburgh	66	65	25
Tony Granato	1996-97	March 19 at Calgary	70	64	25
Joe Murphy	1998-99	April 2 at Vancouver	75	69	25
Todd Elik	1993-94	March 25 at Winnipeg	75^	66^	25^
Owen Nolan	2000-01	March 1 at Ottawa	64	43	24
Rob Gaudreau	1992-93	March 7 vs. Edmonton	67	67	23
Owen Nolan	2001-02	April 4 vs. Phoenix	77	71	23
Owen Nolan	2002-03	Feb. 14 at Chicago	58!	55!	22!
Kevin Miller	1995-96	Feb. 25 at Anaheim	61	59	22
David Bruce	1991-92	March 4 vs. Los Angeles	65	65	22
Pat Falloon	1993-94	March 19 at Los Angeles	71	70	22
Jeff Friesen	1998-99	March 28 at Edmonton	72	68	22
Nils Ekman	2003-04	March 25 vs. Calgary	77	77	22

RECORD
BOOK

Johan Garpenlov	1992-93	April 1 vs. Winnipeg	78	73	22
Mike Ricci	2000-01	April 7 vs. Dallas	81	80	22
Nils Ekman	2005-06	Apr. 13 vs. Vancouver	80	75	21
Marco Sturm	2003-04	Feb. 26 at Vancouver	63	60	21
Marco Sturm	2001-02	March 30 vs. Columbus	75	70	21
Patrick Marleau	1998-99	April 2 at Vancouver	75	74	21
Patrick Marleau	2001-02	April 8 at Minnesota	79	76	21
Vincent Damphousse	1999-00	April 5 vs. Dallas	80	80	21
Joe Thornton	2005-06	April 15 vs. Anaheim	81#	57#	20#
Mike Ricci	1999-00	March 24 vs. Phoenix	75	75	20
Vincent Damphousse	2001-02	April 6 vs. Detroit	78	78	20
Alyn McCauley	2003-04	March 31 at Los Angeles	80	80	20

*Nolan was acquired on Oct. 26, 1995 from Colorado. Registered his 20th goal with San Jose in his 55th game with the Sharks.

@Sheppard was acquired on Oct. 24, 1995 from Detroit. Registered his 20th goal with San Jose in his 34th game with San Jose.

*Elvik was claimed from Edmonton on Oct. 26, 1993. Registered his 20th goal with San Jose in his 66th game with San Jose.

† Nolan scored 22 goals in 61 games with San Jose. He was traded to Toronto on March 5, 2003.

Thornton was acquired on Nov. 30, 2005 from Boston. Registered his 20th with San Jose in his 57th game with the Sharks.

PENALTY SHOTS

Active players on Sharks Roster in **bold**

SHARKS (20 ATTEMPTS/9 GOALS)

DATE	OPPONENT	PLAYER	GOALTENDER	RESULT	TIME	PERIOD	SCORE
Feb. 28, 2006	vs. Detroit	Nils Ekman	Manny Legace	Unsuccessful	7:06	3rd	5-1 W
Dec. 20, 2005	vs. Anaheim	J. Cheechoo	J.S. Giguere	Successful	5:16	3rd	4-2 W
Oct. 26, 2005	at Dallas	Marcel Goc	Marty Turco	Unsuccessful	17:22	1st	5-4 W
Oct. 8, 2005	at St. Louis	Patrick Marleau	Patrick Lalime	Successful	7:36	1st	7-6 W
Feb. 23, 2004	vs. Columbus	J. Cheechoo	Pascal Leclaire	Successful	:32	3rd	4-2 W
Dec. 6, 2003	vs. Dallas	Nils Ekman	Ron Tugnutt	Successful	11:59	2nd	2-1 W
Nov. 15, 2003	vs. Toronto	Marco Sturm	Mikael Tellqvist	Unsuccessful	10:00	1st	2-2 T
March 21, 2003	vs. Boston	Patrick Marleau	Steve Shields	Unsuccessful	10:14	2nd	3-2 W
Nov. 11, 2002	vs. N.Y. Rangers	Patrick Marleau	Dan Blackburn	Successful	10:02	3rd	4-5 L
Nov. 24, 2001	at Los Angeles	A. Korolyuk	Jamie Storr	Unsuccessful	1:39	3rd	1-3 L
Jan. 24, 2001	vs. Edmonton	Jeff Friesen	Dominic Roussel	Unsuccessful	2:20	2nd	6-1 W
Jan. 11, 2000	vs. St. Louis	A. Korolyuk	Roman Turek	Successful	13:12	3rd	2-5 L
Dec. 30, 1999	at St. Louis	Jeff Friesen	Roman Turek	Unsuccessful	7:50	2nd	1-2 L (OT)
Oct. 24, 1999	at Los Angeles	Mike Ricci	Stephane Fiset	Unsuccessful	19:09	2nd	3-4 L
Dec. 26, 1998	vs. Vancouver	Owen Nolan	Garth Snow	Unsuccessful	6:37	2nd	2-0 W
March 28, 1996	vs. Colorado	Jamie Baker	Patrick Roy	Unsuccessful	13:27	1st	3-8 L
March 5, 1996	at Colorado	Ville Peltonen	Patrick Roy	Unsuccessful	14:41	2nd	5-3 W
Dec. 5, 1995	at Colorado	Kevin Miller	Stephane Fiset	Successful	19:47	3rd	2-12 L
Dec. 2, 1995	vs. Washington	Jeff Friesen	Jim Carey	Successful	7:33	1st	5-3 W
March 29, 1994	vs. Winnipeg	Sergei Makarov	Tim Cheveldae	Successful	18:34	2nd	9-4 W

OPPONENTS (18 ATTEMPTS/7 GOALS)

DATE	OPPONENT	PLAYER	GOALTENDER	RESULT	TIME	PERIOD	SCORE
Feb. 2, 2006	vs. Minnesota	Marian Gaborik	Vesa Toskala	Successful	14:59	3rd	2-3 L (OT)
Oct. 29, 2005	vs. Calgary	Tony Amonte	Nolan Schaefer	Unsuccessful	9:28	1st	3-2 W
Dec. 2, 2003	at Calgary	Shean Donovan	Vesa Toskala	Successful	19:06	2nd	1-2 L
Oct. 18, 2003	vs. Ottawa	Marian Hossa	Evgeni Nabokov	Successful	9:22	3rd	1-4 L
April 3, 2003	at Edmonton	Mike Comrie	Vesa Toskala	Unsuccessful	9:04	2nd	3-3 T
March 24, 2003	vs. Tampa Bay	Martin St. Louis	Evgeni Nabokov	Unsuccessful	17:56	3rd	1-4 L
March 15, 2003	vs. Calgary	Jarome Iginla	Vesa Toskala	Unsuccessful	6:23	3rd	3-2 W
Feb. 17, 2003	at Los Angeles	Zigmund Palffy	Evgeni Nabokov	Unsuccessful	2:12	3rd	2-3 L
Jan. 8, 2002	vs. St. Louis	Sergei Varlamov	Evgeni Nabokov	Unsuccessful	5:11	2nd	2-6 L
Feb. 26, 2001	at St. Louis	Marty Reasoner	Evgeni Nabokov	Successful	6:39	1st	2-7 L
Nov. 9, 2000	at Columbus	Robert Kron	Steve Shields	Unsuccessful	5:34	1st	2-5 L
Nov. 1, 2000	vs. Pittsburgh	Martin Straka	Evgeni Nabokov	Unsuccessful	:40	1st	3-2 W
Dec. 30, 1999	at St. Louis	Pierre Turgeon	Steve Shields	Unsuccessful	19:39	3rd	1-2 L
Jan. 26, 1999	vs. St. Louis	Terry Yake	Steve Shields	Unsuccessful	18:27	2nd	0-3 L
Nov. 12, 1997	vs. Vancouver	Pavel Bure	Mike Vernon	Successful	6:27	1st	2-5 L
March 18, 1996	at Boston	Rick Tocchet	Geoff Sarjeant	Unsuccessful	9:47	1st	3-3 T
Nov. 22, 1995	at Detroit	Igor Larionov	Arturs Irbe	Successful	13:30	3rd	2-5 L
March 15, 1995	vs. Toronto	Mats Sundin	Arturs Irbe	Successful	6:47	1st	1-2

EXTRA ATTACKER GOALS

Active players on Sharks Roster in **bold**

SHARKS (44) DATE	OPPONENT	GOAL SCORER	TIME	PERIOD	FINAL SCORE
Jan. 21, 2006 at Los Angeles		Joe Thornton	19:31	3rd	4-3 W OT
Oct. 29, 2005 vs. Calgary		Brad Stuart	19:37	3rd	3-2 W SO
Oct. 26, 2005 at Dallas		Marco Sturm	19:40	3rd	5-4 W OT
April 4, 2004 vs. Los Angeles		Brad Stuart	19:57	3rd	4-3 W OT
April 4, 2004 vs. Los Angeles		Brad Stuart	19:40	3rd	4-3 W OT
Mar. 16, 2004 at Dallas		Jonathan Cheechoo	19:26	3rd	3-3 T
April 3, 2003 at Edmonton		Teemu Selanne	19:19	3rd	3-3 T
Mar. 29, 2003 vs. Dallas		Marco Sturm	17:07	2nd	3-4 L
Nov. 11, 2002 vs. N.Y. Rangers		Mike Ricci	4:35	3rd	4-5 L
Oct. 19, 2002 vs. Colorado		Mike Ricci	11:53	1st	1-3 L
Oct. 22, 2001 at N.Y. Rangers		Brad Stuart	9:30	1st	5-1 W
Oct. 20, 2001 at N.Y. Islanders		Vincent Damphousse	19:54	3rd	2-2 T
Oct. 11, 2001 vs. Tampa Bay		Owen Nolan	17:51	2nd	4-3 W
April 7, 2001 vs. Dallas		Mike Ricci	19:56	3rd	4-5 L (OT)
Mar. 22, 2001 vs. Ottawa		Patrick Marleau	19:46	3rd	1-2 L
Jan. 11, 2001 vs. St. Louis		Stephane Matteau	6:09	1st	6-3 W
Jan. 1, 2001 at Phoenix		Tony Granato	6:01	3rd	3-2 W
Nov. 8, 2000 at Chicago		Marco Sturm	19:50	3rd	3-2 W (OT)
Mar. 15, 2000 vs. Buffalo		Vincent Damphousse	19:32	3rd	6-5 W (OT)
Mar. 13, 2000 vs. Calgary		Vincent Damphousse	3:35	2nd	5-3 W
Dec. 6, 1999 vs. Tampa Bay		Vincent Damphousse	15:45	2nd	3-3 T
Mar. 31, 1999 vs. Colorado		Mike Ricci	15:41	2nd	2-3 L
Jan. 16, 1999 vs. Calgary		Patrick Marleau	19:59	3rd	3-3 T
Jan. 24, 1998 vs. Florida		John MacLean	19:44	3rd	1-1 T
April 2, 1997 vs. Anaheim		Marty McSorley	19:38	3rd	5-5 T
Nov. 15, 1997 vs. Phoenix		Marco Sturm	18:55	3rd	2-3 L
Oct. 22, 1996 at Toronto		Andrei Nazarov	19:29	3rd	3-4 L
Oct. 5, 1996 vs. N.Y. Islanders		Bernie Nicholls	19:44	3rd	2-2 T
Feb. 17, 1996 at N.Y. Islanders		Shean Donovan	19:22	3rd	2-4 L
Dec. 22, 1995 vs. Los Angeles		Viktor Kozlov	10:42	1st	4-3 W
Dec. 17, 1995 at Dallas		Kevin Miller	14:41	2nd	2-4 L
Dec. 2, 1995 vs. Washington		Owen Nolan	14:13	1st	5-3 W
Nov. 2, 1995 vs. New Jersey		Kevin Miller	19:51	3rd	3-3 T
Oct. 30, 1995 at Vancouver		Kevin Miller	19:45	3rd	3-4 L
Oct. 22, 1995 at Edmonton		Ulf Dahlen	19:48	3rd	1-1 T
Oct. 14, 1995 vs. Vancouver		Igor Larionov	19:37	3rd	6-7 L
April 19, 1995 at Dallas		Sergei Makarov	19:11	3rd	5-5 T
April 2, 1995 at Anaheim		Jeff Friesen	19:59	3rd	4-5 L
Feb. 15, 1995 vs. Vancouver		Ray Whitney	9:40	1st	3-1 W
Feb. 19, 1994 vs. Los Angeles		Jayson More	11:36	2nd	4-3 W
April 4, 1993 vs. Calgary		Jeff Odgers	19:30	3rd	3-4 L
Feb. 1, 1993 vs. Tampa Bay		Johan Garpenlov	19:13	3rd	4-5 L
Jan. 10, 1993 at Ottawa		Jeff Odgers	18:02	3rd	2-3 L

RECORD
BOOK

EXTRA ATTACKER GOALS

Active players on Sharks Roster in **bold**

Nov. 29, 1992 at Calgary	Kelly Kisio	19:10	3rd	4-3 W (OT)
Feb. 28, 1992 vs. Montreal	Pat Falloon	19:59	3rd	3-3 T

OPPONENTS (33) DATE	OPPONENT	GOAL SCORER	TIME	PERIOD	FINAL SCORE
Mar. 26, 2006 at Chicago		Kyle Calder	18:48	3rd	5-4 W
Mar. 11, 2006 vs. Nashville		Paul Kariya	19:49	3rd	3-2 W
Feb. 12, 2006 at Phoenix		Steven Reinprecht	16:18	3rd	5-4 W
Feb. 1, 2006 at Anaheim		Dustin Penner	19:37	3rd	4-6 W
Jan. 8, 2004 vs. Columbus		Mark Hartigan	14:11	2nd	3-2 L (OT)
Dec. 17, 2003 at Detroit		Pavel Datsyuk	19:41	3rd	2-3 L (OT)
Nov. 6, 2003 at Boston		Sergei Samsonov	19:46	3rd	5-5 T
Jan. 22, 2003 vs. New Jersey		Joe Nieuwendyk	19:47	3rd	4-5 L (OT)
Nov. 25, 2002 at St. Louis		Scott Mellanby	16:01	3rd	4-1 W
Mar. 16, 2002 vs. Chicago		Steve Sullivan	19:22	3rd	2-2 T
Dec. 23, 2001 at Nashville		Petr Tenkrat	19:25	3rd	1-1 T
Oct. 11, 2001 vs. Tampa Bay		Fredrik Modin	18:56	3rd	4-3 W
Jan. 1, 2001 at Phoenix		Keith Tkachuk	18:17	3rd	3-2 W
Dec. 28, 2000 vs. Edmonton		Daniel Cleary	18:58	3rd	2-2 T
Dec. 12, 2000 vs. N.Y. Rangers		Mark Messier	19:27	3rd	3-2 W
Oct. 11, 1999 at Anaheim		Fredrik Olausson	19:02	1st	3-5 L
April 12, 1999 vs. Edmonton		Todd Marchant	19:42	3rd	4-5 L (OT)
Mar. 26, 1999 at Ottawa		Wade Redden	19:14	3rd	1-1 T
April 11, 1998 vs. Vancouver		Bret Hedican	3:44	3rd	1-1 T
Jan. 6, 1998 vs. St. Louis		Jim Campbell	14:26	2nd	5-1 L
Dec. 10, 1997 vs. Washington		Peter Bondra	19:31	3rd	3-3 T
Mar. 17, 1996 at Philadelphia		Dale Hawerchuk	11:56	3rd	2-8 L
Mar. 5, 1996 at Colorado		Joe Sakic	19:18	3rd	5-3 W
Nov. 8, 1995 at Buffalo		Donald Audette	15:25	2nd	2-7 L
Oct. 14, 1995 vs. Vancouver		Alex Mogilny	16:56	3rd	6-7 L
Mar. 28, 1995 vs. Winnipeg		Igor Korolev	19:13	3rd	6-5 W (OT)
Mar. 23, 1995 vs. Anaheim		Steve Rucchin	12:47	2nd	3-6 L
April 5, 1994 at Los Angeles		Luc Robitaille	18:43	3rd	2-1 W
Mar. 20, 1994 vs. Los Angeles		Wayne Gretzky	19:11	3rd	6-6 T
Feb. 17, 1994 vs. Quebec		Mike Ricci	17:02	1st	2-8 L
Dec. 3, 1993 vs. Winnipeg		Keith Tkachuk	19:16	3rd	3-3 T
Nov. 9, 1993 vs. Toronto		Dave Ellett	19:37	3rd	2-2 T
Oct. 28, 1993 vs. Anaheim		Bob Corkum	19:16	3rd	4-3 W

ALL-TIME OVERTIME RECORDS (1991-92 TO 1998-99)

YEAR	HOME					ROAD					OVERALL				
	GP	W	L	T	PTS	GP	W	L	T	PTS	GP	W	L	T	PTS
ANA	2	0	0	2	2	2	1	0	1	3	4	1	0	3	5
ATL	0	0	0	0	0	0	0	0	0	0	0	0	0	0	0
BOS	2	0	0	2	2	2	0	0	2	2	4	0	0	4	4
BUF	3	0	0	3	3	0	0	0	0	0	3	0	0	3	3
CAR	0	0	0	0	0	0	0	0	0	0	0	0	0	0	0
CBJ	0	0	0	0	0	0	0	0	0	0	0	0	0	0	0
CGY	3	0	1	2	2	5	2	1	2	6	8	2	2	4	8
CHI	0	0	0	0	0	2	0	0	2	2	2	0	0	2	2
COL	3	1	2	0	2	1	0	0	1	1	4	1	2	1	3
DAL	0	0	0	0	0	2	0	0	2	2	2	0	0	2	2
DET	2	0	0	2	2	0	0	0	0	0	2	0	0	2	2
EDM	3	0	1	2	2	3	0	0	3	3	6	0	1	5	5
FLA	2	0	0	2	2	4	0	0	4	4	6	0	0	6	6
LA	6	1	2	3	5	2	1	0	1	3	8	2	2	4	8
MIN	0	0	0	0	0	0	0	0	0	0	0	0	0	0	0
MTL	4	1	1	2	4	2	0	0	2	2	6	1	1	4	6
NJ	1	0	0	1	1	1	0	0	1	1	2	0	0	2	2
NSH	0	0	0	0	0	0	0	0	0	0	0	0	0	0	0
NYI	1	0	0	1	1	2	1	0	1	3	3	1	0	2	4
NYR	1	0	0	1	1	4	1	2	1	3	5	1	2	2	4
OTT	1	1	0	0	2	4	0	0	4	4	5	1	0	4	6
PHI	2	0	1	1	1	2	1	0	1	3	4	1	1	2	4
PHX	5	2	1	2	6	4	0	1	3	3	9	2	2	5	9
PIT	1	0	0	1	1	1	0	0	1	1	2	0	0	2	2
STL	1	0	0	1	1	0	0	0	0	0	1	0	0	1	1
TB	1	0	1	0	0	0	0	0	0	0	1	0	1	0	0
TOR	2	0	0	2	2	1	0	0	1	1	3	0	0	3	3
VAN	5	0	0	5	5	2	0	1	1	1	7	0	1	6	6
WAS	1	0	0	1	1	0	0	0	0	0	1	0	0	1	1
TOTAL	52	6	10	36	48	46	7	5	34	48	98	13	15	70	96

Teams received two points for an overtime win, one point for an overtime tie and zero points for an overtime loss.

ALL-TIME OVERTIME RECORDS (1999-00 TO 2003-04)

YEAR	HOME					ROAD					OVERALL				
	GP	W	L	T	PTS	GP	W	L	T	PTS	GP	W	L	T	PTS
ANA	2	1	1	0	3	2	0	1	1	2	4	1	2	1	5
ATL	1	0	0	1	1	2	0	1	1	2	3	0	1	2	3
BOS	0	0	0	0	0	1	0	0	1	1	1	0	0	1	1
BUF	1	0	0	1	1	0	0	0	0	0	1	0	0	1	1
CAR	0	0	0	0	0	0	0	0	0	0	0	0	0	0	0
CBJ	2	1	1	0	3	1	1	0	0	2	3	2	1	0	5
CGY	2	0	0	2	2	3	0	1	2	3	5	0	1	4	5
CHI	5	1	1	3	6	3	1	2	0	4	8	2	3	3	10
COL	1	0	0	1	1	4	1	0	3	5	5	1	0	4	6
DAL	4	1	2	1	5	2	0	0	2	2	6	1	2	3	7
DET	2	0	1	1	2	2	0	1	1	2	4	0	2	2	4
EDM	5	2	0	3	7	4	0	0	4	4	9	2	0	7	11
FLA	0	0	0	0	0	1	0	0	1	1	1	0	0	1	1
LA	3	3	0	0	6	5	0	2	3	5	8	3	2	3	11
MIN	1	0	0	1	1	2	0	1	1	2	3	0	1	2	3
MTL	2	1	1	0	3	0	0	0	0	0	2	1	1	0	3
NJ	2	1	1	0	3	1	0	1	0	1	3	1	2	0	4
NSH	1	0	0	1	1	2	0	1	1	2	3	0	1	2	3
NYI	1	0	1	0	1	1	0	0	1	1	2	0	1	1	2
NYR	1	0	0	1	1	1	0	1	0	1	2	0	1	1	2
OTT	0	0	0	0	0	0	0	0	0	0	0	0	0	0	0
PHI	1	0	0	1	1	1	0	0	1	1	2	0	0	2	2
PHX	3	0	1	2	3	3	2	1	0	5	6	2	2	2	8
PIT	1	0	0	1	1	0	0	0	0	0	1	0	0	1	1
STL	1	0	1	0	1	3	1	1	1	4	4	1	2	1	5
TB	1	0	0	1	1	2	0	1	1	2	3	0	1	2	3
TOR	1	0	0	1	1	1	0	0	1	1	2	0	0	2	2
VAN	0	0	0	0	0	4	0	1	3	4	4	0	1	3	4
WAS	0	0	0	0	0	0	0	0	0	0	0	0	0	0	0
TOTAL	44	11	11	22	55	51	6	16	29	57	95	17	27	51	112

Teams received two points for an overtime win and one point for either an overtime loss or tie.

ALL-TIME OVERTIME RECORDS (2005-06 TO PRESENT)

YEAR	GP	W	HOME				GP	W	ROAD				GP	W	OVERALL			
			L	SOW	SOL	PTS			L	SOW	SOL	PTS			L	SOW	SOL	PTS
ANA	0	0	0	0	0	0	2	1	1	0	0	3	2	1	1	0	0	3
ATL	0	0	0	0	0	0	0	0	0	0	0	0	0	0	0	0	0	0
BOS	0	0	0	0	0	0	0	0	0	0	0	0	0	0	0	0	0	0
BUF	0	0	0	0	0	0	0	0	0	0	0	0	0	0	0	0	0	0
CAR	0	0	0	0	0	0	0	0	0	0	0	0	0	0	0	0	0	0
CBJ	0	0	0	0	0	0	0	0	0	0	0	0	0	0	0	0	0	0
CGY	1	0	0	1	0	2	0	0	0	0	0	0	1	0	0	1	0	2
CHI	0	0	0	0	0	0	1	1	0	0	0	2	1	1	0	0	0	2
COL	0	0	0	0	0	0	0	0	0	0	0	0	0	0	0	0	0	0
DAL	2	0	0	0	2	2	3	2	1	0	0	5	5	2	1	0	2	7
DET	0	0	0	0	0	0	1	0	1	0	0	1	1	0	1	0	0	1
EDM	0	0	0	0	0	0	1	0	0	0	1	1	1	0	0	0	1	1
FLA	0	0	0	0	0	0	0	0	0	0	0	0	0	0	0	0	0	0
LA	0	0	0	0	0	0	2	1	0	0	1	3	2	1	0	0	1	3
MIN	1	0	0	0	1	1	0	0	0	0	0	0	1	0	0	0	1	1
MTL	0	0	0	0	0	0	0	0	0	0	0	0	0	0	0	0	0	0
NJ	0	0	0	0	0	0	0	0	0	0	0	0	0	0	0	0	0	0
NSH	2	2	0	0	0	4	0	0	0	0	0	0	2	2	0	0	0	4
NYI	0	0	0	0	0	0	0	0	0	0	0	0	0	0	0	0	0	0
NYR	0	0	0	0	0	0	0	0	0	0	0	0	0	0	0	0	0	0
OTT	0	0	0	0	0	0	0	0	0	0	0	0	0	0	0	0	0	0
PHI	0	0	0	0	0	0	0	0	0	0	0	0	0	0	0	0	0	0
PHX	2	0	1	0	1	2	1	1	0	0	0	2	3	1	1	0	1	4
PIT	0	0	0	0	0	0	0	0	0	0	0	0	0	0	0	0	0	0
STL	1	0	0	0	1	1	0	0	0	0	0	0	1	0	0	0	1	1
TB	0	0	0	0	0	0	0	0	0	0	0	0	0	0	0	0	0	0
TOR	0	0	0	0	0	0	0	0	0	0	0	0	0	0	0	0	0	0
VAN	0	0	0	0	0	0	1	1	0	0	0	2	1	1	0	0	0	2
WAS	0	0	0	0	0	0	0	0	0	0	0	0	0	0	0	0	0	0
TOTAL	9	2	1	1	5	12	12	7	3	0	2	19	21	9	4	1	7	31

Teams received two points for either an overtime or shootout win and one point for either an overtime or shootout loss

OVERTIME VICTORIES (39)

DATE	OPPONENT	GWG	GOALTENDER	TIME	SCORE
April 12, 2006	at Vancouver	Christian Ehrhoff	Alex Auld	:34	5-4
April 3, 2006	at Dallas	Joe Thornton	Marty Turco	4:39	3-2
March 26, 2006	at Chicago	Tom Preissing	Nikolai Khabibulin	1:24	5-4
March 11, 2006	vs. Nashville	Christian Ehrhoff	Tomas Vokoun	2:56	3-2
Feb. 12, 2006	at Phoenix	Tom Preissing	Curtis Joseph	1:54	5-4
Jan. 21, 2006	at Los Angeles	Patrick Marleau	Mathieu Garon	4:51	4-3
Nov. 4, 2005	at Anaheim	Marcel Goc	J.S. Giguere	:51	1-0
Nov. 2, 2005	vs. Nashville	Alyn McCauley	Chris Mason	1:44	3-2
Oct. 26, 2005	at Dallas	Patrick Marleau	Marty Turco	3:20	5-4
April 4, 2004	vs. Los Angeles	Vincent Damphousse	Roman Cechmanek	3:10	4-3
March 28, 2004	vs. Dallas	Wayne Primeau	Ron Tugnutt	2:56	2-1
Feb. 14, 2004	at Columbus	Marco Sturm	Marc Denis	4:43	2-1
March 6, 2003	vs. Montreal	Marco Sturm	Jose Theodore	3:58	4-3
Dec. 3, 2002	at Phoenix	Teemu Selanne	Brian Boucher	4:16	3-2
Jan. 15, 2002	at Colorado	Teemu Selanne	Patrick Roy	4:57	1-0
Dec. 11, 2001	vs. Edmonton	Brad Stuart	Tommy Salo	4:08	5-4
March 27, 2001	vs. Los Angeles	Mike Ricci	Felix Potvin	1:53	3-2
Feb. 20, 2001	vs. Columbus	Marco Sturm	Ron Tugnutt	4:18	3-2
Feb. 10, 2001	vs. Chicago	Bryan Marchment	Jocelyn Thibault	2:07	3-2
Jan. 27, 2001	at St. Louis	Brad Stuart	Roman Turek	1:51	4-3
Dec. 16, 2000	at Phoenix	Gary Suter	Sean Burke	1:53	2-1
Nov. 30, 2000	vs. Anaheim	Scott Hannan	Dominic Roussel	4:50	3-2
Nov. 8, 2000	at Chicago	Marco Sturm	Jocelyn Thibault	4:44	3-2
March 15, 2000	vs. Buffalo	Jeff Friesen	Domink Hasek	2:56	6-5
Jan. 15, 2000	vs. Los Angeles	Jeff Friesen	Jamie Storr	1:05	3-2
Nov. 28, 1999	vs. New Jersey	Patrick Marleau	Martin Brodeur	4:54	4-3
\$Oct. 7, 1999	vs. Edmonton	Mike Ricci	Bill Ranford	3:44	3-2
Jan. 2, 1999	at N.Y. Islanders	Marco Sturm	Marcel Cousineau	1:47	4-3
April 4, 1997	vs. Colorado	Steve Guolla	Craig Billington	:35	7-6
Nov. 2, 1996	vs. Montreal	Darren Turcotte	Jose Theodore	3:07	4-3
Oct. 6, 1996	at Los Angeles	Viktor Kozlov	Stephane Fiset	4:55	7-6
March 22, 1996	at Calgary	Owen Nolan	Rick Tabaracci	1:09	2-1
March 28, 1995	vs. Winnipeg	Jeff Friesen	N. Khabibulin	4:27	6-5
Feb. 3, 1994	at Philadelphia	Sergei Makarov	Dominick Roussel	3:13	3-2
Oct. 31, 1993	at Anaheim	Tom Pederson	Guy Hebert	1:47	2-1
March 2, 1993	vs. Ottawa	Johan Garpenlov	Peter Sidorkiewicz	4:24	3-2
Nov. 25, 1992	at Calgary	Tom Pederson	Jeff Reese	3:53	4-3
Oct. 8, 1992	vs. Winnipeg	Kelly Kisio	Bob Essensa	4:00	4-3
Dec. 3, 1991	vs. Los Angeles	Brian Mullen	Kelly Hrudey	:22	3-2

\$=Games listed on or after Oct. 7, 1999 are played with the four-on-four overtime format. The winning team receives two points while the losing team receives one point in the NHL standings.

SHOOTOUT VICTORIES (1)

DATE	OPPONENT	GWG	SJ CON/ATT	OPP CON/ATT	SCORE	GOALTENDERS
Oct. 29, 2005	vs. Calgary	Nils Ekman	2/4	1/4	3-2	Schaefer/Kiprusoff

LOSSES (15)/OVERTIME LOSSES (31)

DATE	OPPONENT	GWG	GOALTENDER	TIME	SCORE
April 1, 2006	vs. Phoenix	Steve Reinprecht	Vesa Toskala	3:55	3-4
March 7, 2006	at Anaheim	Sandis Ozolinsh	Evgeni Nabokov	:58	4-5
Jan. 30, 2006	at Dallas	Jason Arnett	Evgeni Nabokov	4:24	2-3
Oct. 17, 2005	at Detroit	Jiri Fischer	Evgeni Nabokov	4:09	2-3
Feb. 26, 2004	at Vancouver	Brent Sopel	Vesa Toskala	2:14	2-3
Jan. 31, 2004	at Nashville	Marek Zidlicky	Evgeni Nabokov	4:44	2-3
Jan. 8, 2004	vs. Columbus	Rick Nash	Evgeni Nabokov	4:57	2-3
Dec. 17, 2003	at Detroit	Brenden Shanahan	Evgeni Nabokov	3:51	2-3
Nov. 13, 2003	vs. St. Louis	Peter Cajanek	Evgeni Nabokov	4:45	3-4
Nov. 5, 2003	at New Jersey	Jamie Langenbrunner	Evgeni Nabokov	4:17	2-3
March 22, 2003	vs. Anaheim	Niclas Havelid	Evgeni Nabokov	1:33	2-3
March 17, 2003	vs. Chicago	Theo Fleury	Vesa Toskala	1:26	2-3
March 1, 2003	at Anaheim	Steve Thomas	Miikka Kiprusoff	2:04	2-3
Jan. 22, 2003	vs. New Jersey	Joe Nieuwendyk	Miikka Kiprusoff	4:32	4-5
Jan. 13, 2003	at Los Angeles	Jason Allison	Miikka Kiprusoff	3:50	2-3
Dec. 16, 2002	at N.Y. Rangers	Petr Nedved	Miikka Kiprusoff	2:25	1-2
Nov. 13, 2002	at Atlanta	Vyacheslav Kozlov	Evgeni Nabokov	2:19	2-3
Oct. 31, 2002	at Minnesota	Sergei Zholtok	Evgeni Nabokov	4:50	1-2
Nov. 17, 2001	vs. Dallas	Richard Matvichuk	Evgeni Nabokov	:50	2-3
Nov. 11, 2001	at Chicago	Tony Amonte	Evgeni Nabokov	1:01	2-3
Oct. 4, 2001	vs. Detroit	Brendan Shanahan	Evgeni Nabokov	1:55	3-4
April 7, 2001	vs. Dallas	Mike Modano	Evgeni Nabokov	2:10	4-5
March 17, 2001	at Los Angeles	Bryan Smolinski	Evgeni Nabokov	0:40	0-1
March 6, 2001	at Tampa Bay	Brad Richards	Evgeni Nabokov	4:02	1-2
Feb. 1, 2000	vs. Phoenix	Keith Carney	Steve Shields	1:32	0-1
Jan. 29, 2000	vs. N.Y. Islanders	Mathieu Biron	Steve Shields	2:43	2-3
Jan. 23, 2000	at Phoenix	Jyrki Lumme	Steve Shields	4:16	2-3
Jan. 17, 2000	at Chicago	Doug Gilmour	Steve Shields	:56	4-5
Dec. 30, 1999	at St. Louis	Al MacInnis	Steve Shields	3:40	1-2
Nov. 23, 1999	vs. Montreal	Craig Rivet	Mike Vernon	3:50	2-3
Nov. 10, 1999	at Calgary	Cory Stillman	Mike Vernon	4:23	3-4
April 12, 1999	vs. Edmonton	Tom Poti	Steve Shields	3:55	4-5
Nov. 20, 1998	vs. Phoenix	Dallas Drake	Steve Shields	0:37	1-2
Dec. 1, 1997	at Calgary	German Titov	Mike Vernon	1:22	2-3
Oct. 13, 1997	vs. Philadelphia	Eric Lindros	Kelly Hrudey	1:49	2-3
Mar. 3, 1997	at N.Y. Rangers	Niklas Sundstrom	Ed Belfour	1:24	4-5
Jan. 27, 1996	vs. Colorado	Valeri Kamensky	Chris Terreri	2:49	3-4
Oct. 24, 1993	at Vancouver	Geoff Courtnall	Arturs Irbe	:28	2-3
April 10, 1993	vs. Los Angeles	Tomas Sandstrom	Arturs Irbe	3:22	2-3
April 3, 1993	vs. Calgary	Theoren Fleury	Arturs Irbe	3:06	2-3
Dec. 16, 1992	vs. Tampa Bay	John Tucker	Jeff Hackett	2:53	4-5
Dec. 12, 1992	vs. Quebec	Scott Young	Brian Hayward	4:19	7-8
Nov. 27, 1992	at Winnipeg	Tomas Steen	Brian Hayward	1:29	2-3
Jan. 4, 1992	vs. Montreal	Guy Carbonneau	Jeff Hackett	1:00	0-1
Dec. 16, 1991	at N.Y. Rangers	Brian Leetch	Brian Hayward	:23	3-4
Nov. 19, 1991	vs. Los Angeles	Mike Donnelly	Jeff Hackett	3:47	2-3


S-Before the 1999-00 season, teams that lost in overtime received a loss and no standings points. Beginning in the 1999-00 season, teams that lost in overtime were credited with one standings point.

SHOOTOUT LOSSES (7)

DATE	OPPONENT	GWG	SJ CON/ATT	OPP CON/ATT	SCORE	GOALTENDERS
March 18, 2006	vs. Dallas	Antti Miettinen	1/4	2/4	3-4	Toskala/Turco
Feb. 2, 2006	vs. Minnesota	Brian Rolston	0/5	1/5	2-3	Toskala/Fernandez
Jan. 19, 2006	vs. Edmonton	Ryan Smyth	1/3	2/3	2-3	Toskala/Morrison
Dec. 23, 2005	vs. St. Louis	Petr Cajanek	1/4	2/4	1-2	Nabokov/Bacashihua
Nov. 21, 2005	at Edmonton	Ryan Smyth	1/3	2/3	1-2	Nabokov/Morrison
Nov. 19, 2005	vs. Phoenix	G. Sanderson	1/4	2/4	3-4	Nabokov/Joseph
Nov. 12, 2005	vs. Dallas	Sergei Zubov	0/2	2/2	2-3	Nabokov/Turco

RECORD BOOK

ALL-TIME HEAD COACHING RECORDS



George Kingston



Kevin Constantine



Jim Wiley



Al Sims



Darryl Sutter



Ron Wilson

NAME	GC	RECORD	PTS PCT.	SEASONS
George Kingston	164	28-129-7	.192	1991-93
Kevin Constantine	157	55-78-24	.427	1993-95
Jim Wiley	57	17-37-3	.325	1995-96
Al Sims	82	27-47-8	.378	1996-97
Darryl Sutter	434	192-167-75	.529	1997-02
Cap Raeder&	1	1-0-0-0	1.000	2002
Ron Wilson	221	106-85-30	.575	2002-present

&Cap Raeder served as interim head coach for the Dec. 3, 2003 game at Phoenix, a 3-2 overtime win.

ALL-TIME GENERAL MANAGERS

NAME	YEAR(S)
Jack Ferreira	1991-92
Chuck Grillo	1992-96
(Vice President, Director of Player Personnel)	
Dean Lombardi	1996-03
Doug Wilson	2003-present

ALL-TIME TEAM CAPTAINS

PLAYER	YEAR(S)
Doug Wilson	1991-93
Bob Errey	1993-95
Jeff Odgers	1995-96
Todd Gill	1996-98
Owen Nolan	1998-03
Vincent Damphousse	2003-04*
Mike Ricci	2003-04*
Alyn McCauley	2003-04*
Patrick Marleau	2003-present*

* Served as captain for part of the season as part of a rotating captaincy plan in 2003-04.

ALL-TIME ATTENDANCE

SEASON	HOME DATES	TOTAL	AVERAGE	% OF CAPACITY	SELLOUTS	CAPACITY
2005-06	41	690,095	16,831	96.2%	21	17,496
2003-04	41	649,261	15,836	90.5%	10	17,496
2002-03	41	711,386	17,350	99.2%	26	17,496
2001-02	41	714,357	17,423	99.6%	33	17,496
2000-01@	41	716,196	17,468	99.9%	35	17,496
1999-00	41	708,925	17,291	98.8%	32	17,483
1998-99*	40	685,929	17,148	98.1%	23	17,483
1997-98	41	701,164	17,101	97.8%	20	17,483
1996-97 \$	41	714,238	17,420	99.9%	38	17,442
1995-96	41	704,790	17,190	100%	41	17,190
1994-95 #	24	412,560	17,190	100%	24	17,190
1993-94 *	41	680,407	16,595	96.5%	28	17,190
1992-93 *&	41	452,849	11,045	99.6%	34	11,089
1991-92 &	40	435,520	10,888	100%	40	10,888

@ = Capacity increased from 17,442 to 17,496. \$=Capacity increased from 17,190 to 17,442 after first home game.

*=One neutral site game as designated home team not counted in totals. &=Seasons played at Cow Palace in Daly City, Calif.

#=Shortened schedule due to labor stoppage.

ALL-TIME ASSISTANT COACHES

1991-92	Bob Murdoch Drew Remenda	1996-97	Wayne Cashman Roy Sommer
1992-93	Bob Murdoch Drew Remenda	1997-98	Roy Sommer Paul Baxter
1993-94	Wayne Thomas (assistant coach and assistant to director of hockey operations) Vasily Tikhonov Drew Remenda	1998-99	Paul Baxter Bob Berry
1994-95	Wayne Thomas (assistant coach and assistant to director of hockey operations) Vasily Tikhonov Drew Remenda	1999-00	Paul Baxter Bob Berry
1995-96	Wayne Thomas (assistant coach and assistant to hockey player personnel director) Drew Remenda (assigned to Kansas City development team, Oct. 10, 1995) Vasily Tikhonov (assigned to Kansas City development team, Oct. 10, 1995) Jim Wiley (promoted from Kansas City development team, Oct. 10, 1995) Mark Kaufman (promoted from Kansas City development team, Oct. 10, 1995)	2000-01	Rich Preston Cap Raeder Warren Strelow (goaltending coach; served as goaltending consultant from 1997-00)
		2001-02	Rich Preston Lorne Molleken Warren Strelow (goaltending coach)
		2002- Present	Tim Hunter Rob Zettler Warren Strelow (goaltending coach)

"GORDIE HOWE HAT TRICKS"

Named after the Hockey Hall of Famer, a player must score a goal, record an assist and pick up a fighting major penalty in the same game. Entering 2006-07, there have been eight "Gordie Howe Hat Tricks" in Sharks history:

DATE	GAME	SCORE	PLAYER	G	A	FM
Nov. 25, 2002	@ St. Louis	4-1 W	Brad Stuart	1	1	2
Jan. 5, 2002	vs. Florida	6-0 W	Matt Bradley	1	1	1
Dec. 10, 1999	vs. Atlanta	4-1 W	Patrick Marleau	1	1	1
Jan. 7, 1999	@ Nashville	4-3 W	Ronnie Stern	1	1	1
March 10, 1996	vs. Buffalo	6-4 W	Owen Nolan	1	1	1
Jan. 13, 1996	@ Pittsburgh	10-8 W	Jim Kyte	1	1	1
Dec. 2, 1995	vs. Washington	5-3 W	Owen Nolan	1	2	1
Jan. 25, 1992	vs. Edmonton	5-2 W	Link Gaetz	1	1	1

Bold denotes on current Sharks roster.

TEAM RECORD BY SEASON

HOME

SEASON	GP	W	L	T	OTL	PTS	PTS PCT
2005-06	41	25	9	-	7	57	.695
2003-04	41	24	8	7	2	57	.695
2002-03	41	17	16	5	3	42	.512
2001-02	41	25	11	3	2	55	.671
2000-01	41	22	14	4	1	49	.598
1999-00	41	21	17	3	3	48	.585
1998-99	41*	17	15	9	—	43	.524
1997-98	41	17	19	5	—	39	.476
1996-97	41	14	23	4	—	32	.390
1995-96	41	12	26	3	—	27	.329
1994-95	24	10	13	1	—	21	.438
1993-94	42*	19	13	10	—	48	.571
1992-93	42*	8	33	1	—	17	.202
1991-92	40	14	23	3	—	31	.388
TOTALS	517	220	231	58	11	509	.492

ROAD

SEASON	GP	W	L	T	OTL	PTS	PTS PCT
2005-06	41	19	18	-	4	42	.512
2003-04	41	19	13	5	4	47	.573
2002-03	41	11	21	4	5	31	.378
2001-02	41	19	16	5	1	44	.537
2000-01	41	18	13	8	2	46	.561
1999-00	41	14	16	7	4	39	.476
1998-99	41**	14	18	9	—	37	.451
1997-98	41	17	19	5	—	39	.476
1996-97	41	13	24	4	—	30	.366
1995-96	41	8	29	4	—	20	.244
1994-95	24	9	12	3	—	21	.438
1993-94	42**	14	22	6	—	34	.405
1992-93	42**	3	28	1	—	7	.083
1991-92	40	3	35	2	—	8	.100
TOTALS	517	162	266	63	16	403	.390

OVERALL

SEASON	GP	W	L	T	OTL	PTS	PTS PCT	FINISH
2005-06	82	44	27	-	11	99	.604	2nd Div./5th Conf.
2003-04	82	43	21	12	6	104	.634	1st Div./2nd Conf.
2002-03	82	28	37	9	8	73	.445	5th Div./14th Conf.
2001-02	82	44	27	8	3	99	.604	1st Div./3rd Conf.
2000-01	82	40	27	12	3	95	.579	2nd Div./5th Conf.
1999-00	82	35	33	10	7	87	.530	4th Div./8th Conf.
1998-99	82	31	33	18	—	80	.488	4th Div./7th Conf.
1997-98	82	34	38	10	—	78	.476	4th Div./8th Conf.
1996-97	82	27	47	8	—	62	.378	7th Div./13th Conf.
1995-96	82	20	55	7	—	47	.287	7th Div./13th Conf.
1994-95	48	19	25	4	—	42	.438	3rd Div./7th Conf.
1993-94	84	33	35	16	—	82	.488	3rd Div./8th Conf.
1992-93	84	11	61	2	—	24	.143	6th Division
1991-92	80	17	58	5	—	39	.244	6th Division
TOTALS	1034	382	497	121	27	912	.441	

* — Includes one game at neutral site designated as home game.

** — Includes one game at neutral site designated as road game.



SHARKS IN THE NHL ALL-STAR GAME

SEASON	HOST	SKATERS	G	A	PTS	NOTES
2005-06	NO ALL-STAR GAME DUE TO PARTICIPATION IN THE WINTER OLYMPICS					
2004-05	NO ALL-STAR GAME					
2003-04	Minnesota	Patrick Marleau	0	0	0	1st career appearance
2002-03	Florida	Teemu Selanne	0	0	0	Voted to starting lineup
2001-02	Los Angeles	Teemu Selanne	2	0	2	One of 2 players to score 2 goals in the 2002 contest. Voted to starting lineup
		Owen Nolan	0	0	0	Plus-3, 5 shots. Voted to starting lineup
		Vincent Damphousse	1	2	3	Scored opening goal, plus-3. Voted to starting line-up
2000-01	Colorado***	Marcus Ragnarsson	0	0	0	Led World Team in ice time (21:04)
1999-00	Toronto	Owen Nolan	0	0	0	4th career All-Star Appearance
1998-99	Tampa Bay	Marco Sturm	1	0	1	Scored World Team's first goal
1997-98	Vancouver	None Selected	—	—	—	
1996-97	San Jose**	Owen Nolan	3	0	3	Hat trick; led West in goals
		Tony Granato	0	0	0	Named as a starter
1995-96	Boston	Owen Nolan	0	0	0	2nd career appearance
1994-95	—	No All-Star Game Played	—	—	—	
1993-94	New York	Sandis Ozolinsh	2	1	3	Led Western Conf. in scoring
1992-93	Montreal*	Kelly Kisio	1	1	2	1st career appearance
1991-92	Philadelphia	Doug Wilson	0	0	0	7th appearance, 6 with Chicago

SEASON	SITE	GOALTENDERS	MIN	GA	SVS	NOTES
2000-01	Colorado	Evgeni Nabokov	20	5	11	Finished 2nd in NHL Skills Competition
1993-94	N.Y. Rangers	Arturs Irbe	20	2	16	Stopped 16 of 18 shots

* Pat Falloon was selected to play in 1992-93, but was unable to participate due to injury.

** Tony Granato was the Commissioner's Special Selection from the Western Conference and named starter for Joe Sakic (COL, injured).

*** Vincent Damphousse was selected to play in 2000-01, but was unable to participate due to injury.

SHARKS IN THE OLYMPICS

SEASON	HOST	SKATER	GP	G	A	PTS	COUNTRY
2005-06	Torino, Italy	Joe Thornton	6	1	2	3	Canada
		Christian Ehrhoff	5	1	1	2	Germany
		Marcel Goc	5	1	0	1	Germany
		Ville Nieminen	8	0	1	1	Finland
2001-02	Salt Lake City	Teemu Selanne	4	3	0	3	Finland
		Marcus Ragnarsson	4	0	2	2	Sweden
		Niklas Sundstrum	4	1	3	4	Sweden
		Owen Nolan	6	0	3	3	Canada
		Marco Sturm	5	0	1	1	Germany
		*Christian Ehrhoff	7	0	0	0	Germany
		Gary Suter	6	0	1	1	USA
SEASON	HOST	GOALTENDER	GP	SV%	GAA	SO	COUNTRY
2005-06	Torino, Italy	Evgeni Nabokov	6	.940	1.34	3	Russia
		**Thomas Greiss	1	.875	5.00	0	Germany

*Christian Ehrhoff was a prospect playing in Germany at the time of the Olympics

**Thomas Greiss was a prospect playing in Germany at the time of the Olympics

NHL HONORS

HART MEMORIAL TROPHY

2005-06	Joe Thornton	Led the League with 125 points (29-96=125) in 81 games played. He edged out New York, Rangers forward Jaromir Jagr and Calgary goaltender Miikka Kiprusoff.
---------	---------------------	---

ART ROSS TROPHY

2005-06	Joe Thornton	Led the League with 125 points (29-96=125) in 81 games played. He edged out New York, Rangers forward Jaromir Jagr, who finished with 123 points (54-69=123).
---------	---------------------	---

MAURICE "ROCKET" RICHARD TROPHY

2005-06	Jonathan Cheechoo	Led NHL and set a career high with 56 goals. He also led the NHL in divisional goals, game-winning goals and home goals. Jaromir Jagr of the New York Rangers was the runner-up.
---------	--------------------------	--

CALDER MEMORIAL TROPHY

2000-01	Evgeni Nabokov	Led rookie goaltenders in games played (66), minutes (3,700), wins (32), shots against (1,582) and shutouts (6). Was also third in GAA (2.19) and save percentage (.915). Named NHL Player of the Week Jan. 22-28 and NHL Rookie of the Month for November and December 2000. First NHL goaltender to post 20 wins during the 2000-01 season. Overall, 11th in wins, sixth in GAA, T-10th in save pct., seventhth in games played and eighth in minutes. Named to NHL's World All-Star Team. Finished fourth in Vezina Trophy voting.
---------	-----------------------	---

BILL MASTERTON MEMORIAL TROPHY

1996-97	Tony Granato	76 GP, 25-15=40 pts., two hat tricks, started in All-Star Game, returned from February 1996 brain surgery.
---------	---------------------	--

NHL AWARD FINALISTS

LESTER B. PEARSON AWARD

2005-06	Joe Thornton	Finished second in voting
---------	---------------------	---------------------------

LADY BYNG MEMORIAL TROPHY

2005-06	Patrick Marleau	Finished third in voting
---------	------------------------	--------------------------

JACK ADAMS AWARD

2003-04	Ron Wilson	Finished second in voting
1993-94	Kevin Constantine	Finished second in voting

CALDER MEMORIAL TROPHY

1999-00	Brad Stuart	Finished second in voting
---------	--------------------	---------------------------

FRANK J. SELKE TROPHY

2003-04	Alyn McCauley	Finished third in voting
1999-00	Mike Ricci	Finished third in voting

NHL ALL-ROOKIE TEAM

2000-01	Evgeni Nabokov	1st among rookie goaltenders in games played (66), minutes (3,700), wins (32), shots against (1,582), shutouts (6), 3rd in GAA (2.19) and save percentage (.915). Named NHL Player of the Week Jan. 22-28, NHL Rookie of the Month for November and December 2000. First NHL goaltender to post 20 wins during the 2000-01 season. Overall, 11th in wins, 6th in GAA,
---------	-----------------------	---

1999-00	Brad Stuart
1994-95	Jeff Friesen

T-10th in save pct., 7th in games played and 8th in minutes. Named to NHL's World All-Star Team. Finished 4th in Vezina Trophy voting.
82 GP, 10-26=36 pts., 1st in scoring defenseman on team, 7th overall among rookie scorers, 1st among rookie defensemen.
48 GP, 15-10=25 pts., team-high 5 PPG

NHL PLAYER OF THE MONTH

Feb. 2004	Evgeni Nabokov	8-2-0, 1.75 GAA, .934 save pct., 3 shutouts (named DEFENSIVE PLAYER OF THE MONTH)
Feb. 2002	Evgeni Nabokov	6-0-0, 1.17 GAA, .952 save pct., 2 shutouts — first Shark to win the honor.

NHL ROOKIE OF THE MONTH

Dec. 2000	Evgeni Nabokov	7-2-2, 2.11 GAA, .924 save pct., 2 shutouts
Nov. 2000	Evgeni Nabokov	8-2-1, 1.96 GAA, .925 save pct., 1 shutout
Nov. 1997	Marco Sturm	15 GP, 3-7=10 pts.
Dec. 1992	Rob Gaudreau	14 GP, 14-5=19 pts. (also recorded first two Sharks hat tricks on Dec. 3 and 12)

NHL PLAYER OF THE WEEK

April 10-16, 2006	Joe Thornton	4 GP, 1-11=12, +7 plus/minus rating for the week
	Jonathan Cheechoo	4 GP, 7-4=11, +5 plus/minus rating for the week
April 3-9, 2006	Vesa Toskala	4-0-0, .98 GAA, .950 save pct., 1 SO (named DEFENSIVE PLAYER OF THE WEEK)
March 20-26, 2006	Vesa Toskala	3-0-0, 1.66 GAA, .946 save pct, 1 SO (named DEFENSIVE PLAYER OF THE WEEK)
Feb. 6-12, 2006	Patrick Marleau	4 GP, 4-6=10, +1 plus/minus rating for week
Dec. 5-11, 2005	Joe Thornton	3 GP, 2-6=8, +2 plus/minus rating for week
Nov. 28-Dec. 4, 2005	Patrick Marleau	3 GP, 1-5=6, +3 plus/minus rating for week
March 22-28, 2004	Evgeni Nabokov	3-0-0, 1.64 GAA, .944 save pct., 2 SO (named DEFENSIVE PLAYER OF THE WEEK)
Feb. 4-10, 2002	Evgeni Nabokov	3-0-0, 0.67 GAA, .968 save pct., 2 SO
Jan. 22-28, 2001	Evgeni Nabokov	2-0-1, 1.30 GAA, .947 save pct.
Dec. 6-12, 2000	Owen Nolan	3 GP, 4-2=6, plus-5
Oct. 11-17, 1999	Steve Shields	3-0-0, 0.83 GAA, .979 sv pct., 1 SO, set Sharks consecutive scoreless streak at 141:46
March 8-14, 1999	Steve Shields	3-0-0, 1.33 GAA, .948 save pct., 1 SO
Feb. 8-14, 1999	Mike Vernon	3-0-0, 1.00 GAA, .961 save pct.
Dec. 15-21, 1997	Mike Vernon	2-0-1, 0.97 GAA, .958 save pct., 1 SO
Nov. 22-28, 1993	Arturs Irbe	
	(co-Player of the Week)	3-0-0 2.33 GAA, 2nd career shutout
Feb. 28-March 6, 1994	Sergei Makarov	3 GP, 4-3=7, plus-6 plus/minus rating for week

BILL MASTERTON MEMORIAL TROPHY NOMINEES

The Bay Area chapter of the Professional Hockey Writers Association votes for the San Jose Sharks nominee for the Bill Masterton Memorial Trophy. Each NHL team selects a nominee for the award, which is presented to the player who best exemplifies the qualities of perseverance, sportsmanship and dedication to hockey.

2005-06	Scott Thornton	1999-00	Gary Suter	1994-95	Igor Larionov
2003-04	Vincent Damphousse	1998-99	Bryan Marchment	1993-94	Sergei Makarov
2002-03	Teemu Selanne	1997-98	Kelly Hrudey	1992-93	Kelly Kisio
2001-02	Vincent Damphousse	1996-97	Tony Granato *	1991-92	Doug Wilson
2000-01	Gary Suter	1995-96	Jeff Odgers	* - Won Trophy	

KING CLANCY MEMORIAL TROPHY NOMINEES

The King Clancy Memorial Trophy is presented to "the player who best exemplifies leadership qualities on and off the ice and has made a noteworthy contribution in his community." Team members nominate a player to represent each NHL club in league-wide voting.

2005-06	Scott Thornton	1997-98	Jeff Friesen
2003-04	Mike Ricci	1996-97	Tony Granato
2002-03	Adam Graves	1995-96	Jeff Odgers
2001-02	Adam Graves	1994-95	Jeff Odgers
2000-01	Tony Granato	1993-94	Arturs Irbe
1999-00	Tony Granato	1992-93	Doug Wilson
1998-99	Ron Sutter	1991-92	Doug Wilson

TEAM HONORS

SEAGATE TECHNOLOGY "SHARKS PLAYER OF THE YEAR" AWARD

This annual award was established in the franchise's inaugural season and is voted upon by Bay Area media to recognize the Sharks player making the greatest overall contribution to the success of the San Jose Sharks. Seagate Technology donates \$5,000 to The Sharks Foundation on behalf of the recipient of the "Sharks Player of the Year" Award. Seagate Technology has donated more than \$220,000 to The Sharks Foundation through the Seagate Technology "Sharks Player of the Year" and "Sharks Player of the Month" Awards.

2005-06	Joe Thornton	1997-98	Mike Vernon
2003-04	Patrick Marleau	1996-97	Jeff Friesen
2002-03	Teemu Selanne	1995-96	Jamie Baker
2001-02	Mike Ricci	1994-95	Ulf Dahlen
2000-01	Evgeni Nabokov	1993-94	Arturs Irbe
1999-00	Owen Nolan	1992-93	Kelly Kisio
1998-99	Mike Vernon/Steve Shields	1991-92	Jeff Hackett

SEAGATE TECHNOLOGY "SHARKS PLAYER OF THE MONTH" AWARD

This monthly award was established in the 1997-98 season and is voted upon by Bay Area media to recognize the Sharks player making the greatest overall contribution to the success of the San Jose Sharks. In its eighth season, the Seagate Technology "Sharks Player of the Month" program honors the Sharks player who has contributed most to the team's success throughout each month. Seagate Technology donates \$2,500 on behalf of each "Player of the Month" Award winner to The Sharks Foundation. Seagate Technology has donated more than \$220,000 to The Sharks Foundation through the Seagate Technology "Sharks Player of the Year" and "Sharks Player of the Month" Awards.

1997-98		2001-02	
October 1997	Bill Houlder	October 2001	Vincent Damphousse
November 1997	Marco Sturm	November 2001	Evgeni Nabokov
December 1997	Mike Vernon	December 2001	Mike Ricci
January 1998	Mike Rathje	January 2002	Brad Stuart
February 1998	None – Olympics	February 2002	Evgeni Nabokov
March 1998	Jeff Friesen	March 2002	Scott Thornton
1998-99		2002-03	
October 1998	Marco Sturm	October 2002	Vincent Damphousse
November 1998	Jeff Friesen	November 2002	Patrick Marleau
December 1998	Mike Ricci	December 2002	Teemu Selanne
January 1999	Owen Nolan	January 2003	Owen Nolan
February 1999	Mike Vernon	February 2003	Scott Hannan
March 1999	Steve Shields		
1999-00		2003-04	
October 1999	Owen Nolan/Steve Shields	October 2003	Scott Hannan
November 1999	Vincent Damphousse	November 2003	Vesa Toskala
December 1999	Owen Nolan	December 2003	Patrick Marleau, Evgeni Nabokov
January 2000	Mike Ricci	January 2004	Mike Rathje
February 2000	Brad Stuart	February 2004	Marco Sturm
March 2000	Vincent Damphousse	March 2004	Jonathan Cheechoo
2000-01		2005-06	
October 2000	Evgeni Nabokov	October 2005	Kyle McLaren
November 2000	Vincent Damphousse	November 2005	Patrick Marleau
December 2000	Evgeni Nabokov	December 2005	Joe Thornton
January 2001	Owen Nolan	January 2006	Jonathan Cheechoo
February 2001	Niklas Sundstrom	February 2006	Vesa Toskala
March 2001	Mike Ricci	March 2006	Vesa Toskala
		April 2006	Joe Thornton

PLAYSTATION "SHARKS ROOKIE OF THE YEAR" AWARD

This annual award was introduced in 1994-95 and is voted upon by Bay Area media to recognize the Sharks player adjudged to be the best in his first season of NHL competition. Sony Computer Entertainment presented a check for \$2,500 to The Sharks Foundation as recognition of the winner's accomplishment.

2005-06	Milan Michalek
2003-04	Tom Preissing
2002-03	Jim Fahey
2001-02	Matt Bradley
2000-01	Evgeni Nabokov
1999-00	Brad Stuart
1998-99	Alexander Korolyuk
1997-98	Patrick Marleau, Marco Sturm, Andrei Zyuzin
1996-97	Stephen Guolla
1995-96	Marcus Ragnarsson
1994-95	Jeff Friesen

PLAYSTATION "THREE STARS OF THE GAME AWARD"

Introduced in 2003-04, this award recognizes the Sharks players who received the most credit for being selected as one of the three stars of the game. Each No. 1 star selection earned five points, No. 2 stars received three points and No. 3 stars got one point. The three stars are listed on the official NHL game sheet distributed by the game's official scorekeepers. The three stars are chosen by members of the media based on the player's performance each game. Sony Computer Entertainment presented a check for \$2,500 to The Sharks Foundation as recognition of the winner's accomplishment.

2005-06	Jonathan Cheechoo
2003-04	Patrick Marleau

SHARKS IRONMAN AWARD

The Sharks Ironman Award, established in the 1998-99 season, was awarded to the player(s) whose grit, determination and perseverance allowed them to lead the club in games played during the regular season at the time the award was presented.

2001-02	Vincent Damphousse, Teemu Selanne, Brad Stuart, Gary Suter (82)
2000-01	Niklas Sundstrom (82), Marco Sturm (81)
1999-00	Vincent Damphousse, Jeff Friesen, Mike Ricci, Brad Stuart (82), Patrick Marleau (81)
1998-99	Mike Ricci, Mike Rathje (82)



Milan Michalek

RECORD
BOOK

OPPONENT LEADERS VS. SAN JOSE

MOST REGULAR SEASON GAMES PLAYED

	GP
Robitaille, Luc	62
Sydor, Darryl	62
Ronning, Cliff	61
Buchberger, Kelly	60
Numminen, Teppo	59
Modano, Mike	58
Blake, Rob	55
Corney, Keith	55
Floury, Theo	54
Richardson, Luke	54
MacInnis, Al	53
Nieuwendyk, Joe	53
Selanne, Teemu	53
Weight, Doug	53
Lidstrom, Nicklas	52
Lumme, Jyrki	52
Marchant, Todd	52
Norstrom, Mattias	52
Zubov, Sergei	52
Doan, Shane	51
Hull, Brett	51
Linden, Trevor	51
Shanahan, Brendan	51
Tkachuk, Keith	51
Roenick, Jeremy	50

MOST REGULAR SEASON GOALS

	GP	G
Selanne, Teemu	53	40
Shanahan, Brendan	51	33
Tkachuk, Keith	51	31
Floury, Theo	54	30
Nieuwendyk, Joe	53	29
Robitaille, Luc	62	26
Young, Scott	49	26
Arnott, Jason	41	24
Bure, Pavel	39	24
Kariya, Paul	48	23
Ronning, Cliff	61	23
Sakic, Joe	45	23
Hull, Brett	51	22
Turgeon, Pierre	40	21
Fedorov, Sergei	48	20
Sandstrom, Tomas	32	20
Gelinas, Martin	49	18
Gilmour, Doug	37	17
Lemieux, Mario	14	17
Roberts, Gary	29	17
6 tied		16

MOST REGULAR SEASON ASSISTS

	GP	A
MacInnis, Al	53	43
Selanne, Teemu	53	41
Weight, Doug	53	41
Lidstrom, Nicklas	52	40
Gretzky, Wayne	32	39
Modano, Mike	58	38
Sakic, Joe	45	38
Ronning, Cliff	61	37
Kariya, Paul	48	33
Lemieux, Mario	14	32
Floury, Theo	54	31
Oates, Adam	27	31
Robitaille, Luc	62	31
Shanahan, Brendan	51	31
Fedorov, Sergei	48	30
Hull, Brett	51	30
Coffey, Paul	25	29
Housley, Phil	45	29
Numminen, Teppo	59	29
Tkachuk, Keith	51	29
Yzerman, Steve	45	28
Olausson, Fredrik	43	27
Suter, Gary	32	27
3 tied		25

MOST REGULAR SEASON POINTS

	GP	G	A	PTS
Selanne, Teemu	53	40	41	81
Shanahan, Brendan	51	33	31	64
Floury, Theo	54	30	31	61
Sakic, Joe	45	23	38	61
Ronning, Cliff	61	23	37	60
Tkachuk, Keith	51	31	29	60
Robitaille, Luc	62	26	31	57
Kariya, Paul	48	23	33	56
MacInnis, Al	53	12	43	55
Modano, Mike	58	16	38	54
Hull, Brett	51	22	30	52
Gretzky, Wayne	32	12	39	51
Weight, Doug	53	10	41	51
Fedorov, Sergei	48	20	30	50
Lidstrom, Nicklas	52	10	40	50
Lemieux, Mario	14	17	32	49
Arnott, Jason	41	24	22	46
Turgeon, Pierre	40	21	25	46
Nieuwendyk, Joe	53	29	16	45
Young, Scott	49	26	18	44
Yzerman, Steve	45	15	28	43
Bure, Pavel	39	24	16	40
Mogilny, Alexander	29	16	24	40
4 tied				39

MOST REGULAR SEASON PIM

	GP	PIM
Rychel, Warren	27	127
Brashear, Donald	33	121
Domi, Tie	30	121
Johnson, Matt	25	118
Probert, Bob	33	116
Odjick, Gino	32	114
Tkachuk, Keith	51	113
Blake, Rob	55	110
McCarty, Darren	38	108
Manson, Dave	42	101
Richardson, Luke	54	101
Murzyn, Dana	32	99
Shanahan, Brendan	51	99
Floury, Theo	54	95
DeBrusk, Louie	28	94
Baumgartner, Ken	19	93
Hatcher, Derian	47	92
Hulse, Cale	36	91
Ewen, Todd	18	87
McSorley, Marty	25	85
Baron, Murray	46	83
Roberts, Gary	29	83
Karpa, David	28	81
Lambert, Denny	17	78
Weight, Doug	53	78

OPPONENT GOALTENDING LEADERS VS. SAN JOSE

MOST REGULAR SEASON GAMES PLAYED

	GP
Joseph, Curtis	41
Belfour, Ed	37
Roy, Patrick	36
Hebert, Guy	34
Potvin, Felix	33
Ranford, Bill	29
Khabibulin, Nikolai	26
Vernon, Mike	26
Burke, Sean	24
McLean, Kirk	24
Fuhr, Grant	23
Osgood, Chris	22
Thibault, Jocelyn	22
Hrudey, Kelly	21
Salo, Tommy	21
Tugnutt, Ron	21
Turek, Roman	20

MOST REGULAR SEASON WINS

	GP	W
Joseph, Curtis	41	32
Roy, Patrick	36	25
Vernon, Mike	26	19
Hebert, Guy	34	17
McLean, Kirk	24	17
Potvin, Felix	33	17
Khabibulin, Nikolai	26	15
Belfour, Ed	37	14
Osgood, Chris	22	14
Ranford, Bill	29	14
Fuhr, Grant	23	13
Turco, Marty	17	11
Hrudey, Kelly	21	10
Vokoun, Tomas	19	10
Essensa, Bob	18	9
Kidd, Trevor	15	9
Thibault, Jocelyn	22	9
Turek, Roman	20	9

MOST REGULAR SEASON LOSSES

	GP	L
Belfour, Ed	37	17
Burke, Sean	24	14
Hebert, Guy	34	13
Giguere, Jean-Sebastien	18	11
Potvin, Felix	33	11
Thibault, Jocelyn	22	11
Tugnutt, Ron	21	10
Ranford, Bill	29	9
Denis, Marc	13	8
Kolzig, Olaf	10	8
Vokoun, Tomas	19	8
Fuhr, Grant	23	7
Hrudey, Kelly	21	7
Joseph, Curtis	41	7
Khabibulin, Nikolai	26	7
Osgood, Chris	22	7
Roloson, Dwayne	18	7
Turek, Roman	20	7

MOST REGULAR SEASON TIES

	GP	T
Salo, Tommy	21	7
Belfour, Ed	37	5
Potvin, Felix	33	5
Essensa, Bob	18	4
Hrudey, Kelly	21	4
Ranford, Bill	29	4
Roy, Patrick	36	4
Vanbiesbrouck, John	14	4
Brathwaite, Fred	11	3
Hackett, Jeff	11	3
Hasek, Dominik	13	3
Hebert, Dominik	34	3
Rhodes, Damian	10	3
Roloson, Dwayne	18	3
Vernon, Mike	26	3
15 tied		2

MOST REGULAR SEASON MINUTES

	GP	MINS
Joseph, Curtis	41	2427
Belfour, Ed	37	2168
Roy, Patrick	36	2118
Potvin, Felix	33	1931
Hebert, Guy	34	1922
Ranford, Bill	29	1647
Khabibulin, Nikolai	26	1540
Vernon, Mike	26	1469
McLean, Kirk	24	1401
Burke, Sean	24	1360
Osgood, Chris	22	1309
Salo, Tommy	21	1297
Thibault, Jocelyn	22	1287
Hrudey, Kelly	21	1273
Fuhr, Grant	23	1202
Tugnutt, Ron	21	1145
Turek, Roman	20	1104
Vokoun, Tomas	19	1101
Essensa, Bob	18	1065
Giguere, Jean-Sebastien	18	1032
Roloson, Dwayne	18	1005
Turco, Marty	17	985
Brodeur, Martin	15	902
Vanbiesbrouck, John	14	858
Barraso, Tom	14	819

BEST REGULAR SEASON GAA (Min. 5 GP)

	GP	GAA
Johnson, Brent	8	1.50
Terreri, Chris	9	1.57
Roy, Patrick	36	1.59
Storr, Jamie	12	1.79
Kiprusoff, Miikka	6	1.81
Vanbiesbrouck, John	14	1.82
Vernon, Mike	26	1.84
Hackett, Jeff	11	1.95
Fernandez, Manny	11	1.96
Casey, Jon	6	2.11
Brathwaite, Fred	11	2.11
Joseph, Curtis	41	2.13
Turco, Marty	17	2.13
Wregget, Ken	5	2.14
Dunham, Mike	9	2.19
Hasek, Dominik	13	2.22
McLean, Kirk	24	2.23
Gerber, Martin	7	2.26
Salo, Tommy	21	2.27
Puppa, Daren	8	2.29
Khabibulin, Nikolai	26	2.30
Hextall, Ron	9	2.32
Rhodes, Damian	10	2.36
Cloutier, Dan	11	2.37
Aebischer, David	7	2.37

BEST REG. SEASON SAVE PCT. (Min. 5 GP)

	GP	SAVE %
Terreri, Chris	9	.941
Roy, Patrick	36	.937
Storr, Jamie	12	.935
Vanbiesbrouck, John	14	.931
Brathwaite, Fred	11	.927
Vernon, Mike	26	.926
Fernandez, Manny	11	.926
Kiprusoff, Miikka	6	.925
Johnson, Brent	8	.925
Gerber, Martin	7	.925
Joseph, Curtis	41	.925
Hasek, Dominik	13	.924
Aebischer, David	7	.922
Theodore, Jose	9	.921
Hextall, Ron	9	.921
Khabibulin, Nikolai	26	.918
Dunham, Mike	9	.918
Billington, Craig	10	.918
Hackett, Jeff	11	.917
Turco, Marty	17	.916
Kidd, Trevor	15	.915
Salo, Tommy	21	.915
Denis, Marc	13	.914
Cloutier, Dan	11	.913
Casey, Jon	6	.913

RECORD
BOOK

03-04 SEASON REVIEW

SEASON HIGHLIGHTS

- * San Jose advanced to the Conference Finals against Calgary for the first time in the history of the franchise.
- * The Sharks captured their second Pacific Division title by recording a franchise-best 104 points in the regular season.
- * The Sharks set records in road points (47), shutouts (11) and most wins in a calendar month (10 — March).
- * San Jose set a record by playing 11 consecutive home games without a loss from Nov. 15 - Dec. 29 (7-0-4-0) and by recording eight consecutive home wins from Jan. 28-March 3.
- * **Jonathan Cheechoo** set a franchise record with nine game-winning goals on the season.
- * **Nils Ekman** set a franchise record by compiling a plus-30 plus/minus rating for the season.
- * **Evgeni Nabokov** set a franchise record with nine shutouts.
- * **Brad Stuart** scored two goals in the last 17 seconds of regulation on April 4, 2003 vs. Los Angeles.

MAJOR TRANSACTIONS

- * Acquired **C Curtis Brown** from Buffalo in a three-team trade. Traded **C Brad Boyes** to Boston in exchange for **D Jeff Jillson**. Jillson immediately sent to Buffalo along with the Sharks ninth-round selection (ninth round eliminated after 2004 NHL Entry Draft) in the 2005 NHL Entry Draft in exchange for Brown and **D Andy Delmore**. Delmore was then traded by San Jose to Boston for future considerations (all on March 9, 2004).
- * Acquired **D Jason Marshall** from Minnesota in exchange for a fifth round selection (161st overall) in the 2004 NHL Entry Draft on March 3, 2004.
- * Acquired a fifth round selection (152nd overall, traded to Florida on June 27, 2004) and future considerations from Calgary in exchange for **LW Lynn Loyns**.
- * Acquired a second round selection (35th overall, **D Marc-Edouard Vlasic**) in the 2005 NHL Entry Draft from Calgary in exchange for **G Miikka Kiprusoff** on Nov. 16, 2003.

PACIFIC DIVISION

	GP	W	L	T	OTL	GF	GA	PTS
SAN JOSE (2)	82	43	21	12	6	219	183	104
DALLAS (5)	82	41	26	13	2	194	175	97
LOS ANGELES (11)	82	28	29	16	9	205	217	81
ANAHEIM (12)	82	29	35	10	8	184	213	76
PHOENIX (13)	82	22	36	18	6	188	245	68

FINAL STATISTICS

P	NO	PLAYER	GP	G	A	PTS	PIM
C	12	PATRICK MARLEAU	80	28	29	57	24
L	28	NILS EKMAN	82	22	33	55	34
R	14	J. CHEECHOO	81	28	19	47	33
C	10	ALYN MCCAULEY	82	20	27	47	28
L	19	MARCO STURM	64	21	20	41	36
C	25	V. DAMPHOUSSE	82	12	29	41	66
D	7	BRAD STUART	77	9	30	39	34
L	94	A. KOROLYUK	63	19	18	37	18
C	15	WAYNE PRIMEAU	72	9	20	29	90
L	17	SCOTT THORNTON	80	13	14	27	84
C	18	MIKE RICCI	71	7	19	26	40
C	37	CURTIS BROWN	12	2	2	4	6
R	23	N. DIMITRAKOS	68	9	15	24	49
D	4	KYLE McLAREN	64	2	22	24	60
D	22	SCOTT HANNAN	82	6	15	21	48
D	42	TOM PREISSING	69	2	17	19	12
D	2	MIKE RATHUE	80	2	17	19	46
D	44	C. EHRRHOFF	41	1	11	12	14
R	13	TODD HARVEY	47	4	5	9	38
D	6	JASON MARSHALL	12	0	2	2	8
C	16	MARK SMITH	36	1	3	4	72
R	27	SCOTT PARKER	50	1	3	4	101
D	5	ROB DAVISON	55	0	3	3	92
D	21	JIM FAHEY	15	0	2	2	18
R	9	MILAN MICHIALEK	2	1	0	1	4
G	35	VESA TOSKALA	28	0	1	1	2
C	24	BRAD BOYES	1	0	0	0	2
R	32	MIROSLAV ZALESKAK	2	0	0	0	0
C	34	PATRICK RISSMILLER	4	0	0	0	0
G	20	EVGENI NABOKOV	59	0	0	0	14

GAME-BY-GAME RESULTS

GA	DATE	OPPONENT	RESULT	RECORD
1	10/09/03	@Edmonton	2-5 L	0-1-0-0
2	10/11/03	@Calgary	2-3 L	0-2-0-0
3	10/12/03	@Minnesota	3-2 W	1-2-0-0
4	10/16/03	PHILADELPHIA	0-0 T*	1-2-1-0
5	10/18/03	OTTAWA	1-4 L	1-3-1-0
6	10/21/03	ANAHEIM	0-2 L	1-4-1-0
7	10/23/03	CHICAGO	3-3 T*	1-4-2-0
8	10/25/03	PHOENIX	4-4 T*	1-4-3-0
9	10/28/03	@Carolina	0-3 L	1-5-3-0
10	10/31/03	@Tampa Bay	2-2 T*	1-5-4-0
11	11/01/03	@Florida	6-2 W	2-5-4-0
12	11/02/03	@Atlanta	2-2 T*	2-5-5-0
13	11/05/03	@New Jersey	2-3 0*	2-5-5-1
14	11/06/03	@Boston	5-5 T*	2-5-6-1
15	11/08/03	@Washington	3-2 W	3-5-6-1
16	11/11/03	COLORADO	3-4 L	3-5-6-1
17	11/13/03	ST. LOUIS	3-4 0*	3-5-6-2
18	11/15/03	TORONTO	2-2 T*	3-5-7-2
19	11/18/03	N.Y. Rangers	2-2 T*	3-5-8-2
20	11/21/03	@Phoenix	5-0 W	4-5-8-2
21	11/22/03	NASHVILLE	3-1 W	5-5-8-2
22	11/26/03	CHICAGO	3-2 W	6-5-8-2
23	11/28/03	@Minnesota	2-1 W	7-5-8-2
24	11/30/03	@Edmonton	2-1 W	8-5-8-2
25	12/02/03	@Calgary	1-3 L	8-7-8-2
26	12/04/03	COLORADO	2-2 T*	8-7-9-2
27	12/06/03	DALLAS	2-1 W	9-7-9-2
28	12/10/03	@Anaheim	2-3 L	9-8-9-2
29	12/11/03	EDMONTON	2-2 T*	9-8-10-2
30	12/13/03	ANAHEIM	2-0 W	10-8-10-2
31	12/17/03	@Detroit	2-3 0*	10-8-10-3
32	12/18/03	@St. Louis	2-4 L	10-9-10-3
33	12/21/03	@Anaheim	2-1 W	11-9-10-3
34	12/22/03	ANAHEIM	2-1 W	12-9-10-3
35	12/26/03	LOS ANGELES	5-0 W	13-9-10-3
36	12/27/03	@Los Angeles	4-4 T*	13-9-11-3
37	12/29/03	NASHVILLE	5-2 W	14-9-11-3
38	12/31/03	@Columbus	1-0 W	15-9-11-3
39	1/02/04	@Chicago	1-2 L	15-10-11-3
40	1/03/04	@St. Louis	3-1 W	16-10-11-3
41	1/05/04	@Vancouver	2-1 W	17-10-11-3
42	1/08/04	COLUMBUS	2-0 T*	17-10-11-4
43	1/10/04	ATLANTA	5-2 W	18-10-11-4
44	1/13/04	DALLAS	0-3 L	18-11-11-4
45	1/15/04	VANCOUVER	3-1 W	19-11-11-4
46	1/17/04	@Colorado	2-1 W	20-11-11-4
47	1/19/04	DETROIT	2-1 W	21-11-11-4
48	1/21/04	@Phoenix	4-2 W	22-11-11-4
49	1/22/04	PHOENIX	1-2 L	22-12-11-4
50	1/24/04	MINNESOTA	4-0 W	23-12-11-4
51	1/28/04	CALGARY	4-1 W	24-12-11-4
52	1/30/04	@Dallas	1-3 L	24-13-11-4
53	1/31/04	@Nashville	2-3 0*	24-13-11-5
54	2/03/04	FLORIDA	3-0 W	25-13-11-5
55	2/05/04	PHOENIX	5-0 W	26-13-11-5
56	2/10/04	@Buffalo	1-2 L	26-14-11-5
57	2/11/04	@Detroit	2-4 L	26-15-11-5
58	2/14/04	@Columbus	2-1 W*	27-15-11-5
59	2/16/04	@Philadelphia	5-2 W	28-15-11-5
60	2/18/04	@Nashville	3-7 L	28-16-11-5
61	2/19/04	@Chicago	6-3 W	29-16-11-5
62	2/23/04	COLUMBUS	4-2 W	30-16-11-5
63	2/26/04	@Vancouver	2-3 0*	30-16-11-6
64	2/27/04	PITTSBURGH	4-2 W	31-16-11-6
65	2/29/04	ST. LOUIS	1-0 W	32-16-11-6
66	3/03/04	MONTREAL	4-3 W	33-16-11-6
67	3/05/04	@Colorado	1-5 L	33-17-11-6
68	3/07/04	@Dallas	0-4 L	33-18-11-6
69	3/09/04	MINNESOTA	3-4 L	33-19-11-6
70	3/11/04	N.Y. ISLANDERS	5-4 W	34-19-11-6
71	3/13/04	LOS ANGELES	3-1 W	35-19-11-6
72	3/16/04	@Dallas	3-3 T*	35-19-12-6
73	3/18/04	@Los Angeles	5-3 W	36-19-12-6
74	3/19/04	@Anaheim	4-2 W	37-19-12-6
75	3/21/04	EDMONTON	2-4 L	37-20-12-6
76	3/23/04	DETROIT	5-2 W	38-20-12-6
77	3/25/04	CALGARY	3-2 W	39-20-12-6
78	3/26/04	@Phoenix	3-0 W	40-20-12-6
79	3/28/04	DALLAS	2-1 W*	41-20-12-6
80	3/31/04	@Los Angeles	3-0 W	42-20-12-6
81	4/02/04	VANCOUVER	1-4 L	42-21-12-6
82	4/04/04	LOS ANGELES	4-3 W*	43-21-12-6

* - OVERTIME

GOALTENDERS

NO	GOALTENDER	GP	MIN	AVG	W	L	T	EN	SO	GA	SA	SV %	G	A	PIM
35	VESA TOSKALA	28	1541	2.06	12	8	4	3	1	53	760	.930	0	1	2
20	EVGENI NABOKOV	59	3456	2.20	31	19	8	0	9	127	1610	.921	0	0	14
99	S.J. TOTALS	82	5016	2.19	43	27	12	3	11	183	2373	.923	0	1	16
	S.J. TOTALS	82	4996	2.87	28	45	9	7	5	239	2392	.900	0	0	10

GAME-BY-GAME RESULTS

GA	DATE	OPPONENT	RESULT	RECORD
1	10/10	DETROIT	3-6 L	0-1-0-0
2	10/12	Vancouver	3-5 L	0-2-0-0
3	10/17	EDMONTON	4-3 W	1-2-0-0
4	10/19	COLORADO	1-3 L	1-3-0-0
5	10/21	VANCOUVER	2-5 L	1-4-0-0
6	10/24	@ Nashville	2-1 W	2-4-0-0
7	10/25	@ Columbus	5-4 W	3-4-0-0
8	10/27	@ Chicago	2-3 L	3-5-0-0
9	10/29	@ Detroit	2-3 L	3-6-0-0
10	10/31	@ Minnesota	1-3 O*	3-6-0-1
11	11/03	@ Anaheim	4-3 W	4-6-0-1
12	11/05	LOS ANGELES	5-2 W	5-6-0-1
13	11/07	NASHVILLE	2-2 T*	5-6-1-1
14	11/09	MINNESOTA	2-4 L	5-7-1-1
15	11/11	N.Y. RANGERS	4-5 L	5-8-1-1
16	11/13	@ Atlanta	2-3 O*	5-8-1-2
17	11/15	@ Tampa Bay	2-4 L	5-9-1-2
18	11/16	@ Florida	7-3 W	6-9-1-2
19	11/19	@ Washington	3-2 W	7-9-1-2
20	11/21	@ Philadelphia	2-2 T*	7-9-2-2
21	11/23	@ Pittsburgh	1-4 L	7-10-2-2
22	11/25	@ St. Louis	4-1 W	8-10-2-2
23	11/27	@ Nashville	2-4 L	8-11-2-2
24	11/30	PHOENIX	2-3 L	8-12-2-2
25	12/03	@ Phoenix	3-2 W*	9-12-2-2
26	12/06	COLUMBUS	3-2 W	10-12-2-2
27	12/07	NASHVILLE	2-4 L	10-13-2-2
28	12/12	PITTSBURGH	5-2 W	11-13-2-2
29	12/14	WASHINGTON	2-0 W	12-13-2-2
30	12/16	@ N.Y. Rangers	1-2 O*	12-13-2-3
31	12/17	@ Montreal	3-1 W	13-13-2-3
32	12/19	@ Ottawa	3-0 L	13-14-2-3
33	12/21	@ Toronto	3-3 T*	13-14-3-3
34	12/23	@ Boston	2-5 L	13-15-3-3
35	12/26	ANAHEIM	4-1 W	14-15-3-3
36	12/28	CHICAGO	3-3 T*	14-15-4-3
37	12/30	PHILADELPHIA	2-1 W	15-15-4-3
38	1/02	DALLAS	1-3 L	15-16-4-3
39	1/04	COLORADO	1-6 L	15-17-4-3
40	1/06	EDMONTON	5-5 T*	15-17-5-3
41	1/09	ST. LOUIS	1-4 L	15-18-5-3
42	1/11	VANCOUVER	3-0 W	16-18-5-3
43	1/13	@ Los Angeles	2-3 O*	16-18-5-4
44	1/16	BUFFALO	2-2 T*	16-18-6-4
45	1/18	DALLAS	1-3 L	16-19-6-4
46	1/20	@ Phoenix	1-3 L	16-20-6-4
47	1/22	NEW JERSEY	4-5 O*	16-20-6-5
48	1/25	MINNESOTA	4-1 W	17-20-6-5
49	1/27	@ Los Angeles	3-0 W	18-20-6-5
50	1/28	LOS ANGELES	3-1 W	19-20-6-5
51	1/30	ANAHEIM	3-4 L	19-21-6-5
52	2/05	CAROLINA	6-2 W	20-21-6-5
53	2/07	@ Minnesota	3-4 L	20-22-6-5
54	2/08	@ St. Louis	1-4 L	20-23-6-5
55	2/10	@ Detroit	4-5 L	20-24-6-5
56	2/12	@ Columbus	0-1 L	20-25-6-5
57	2/14	@ Chicago	4-2 W	21-25-6-5
58	2/16	@ Dallas	1-3 L	21-26-6-5
59	2/17	@ Los Angeles	2-3 L	21-27-6-5
60	2/19	N.Y. ISLANDERS	0-3 L	21-28-6-5
61	2/21	COLUMBUS	6-0 W	22-28-6-5
62	2/24	CALGARY	5-2 W	23-28-6-5
63	2/27	@ Vancouver	3-2 W	24-28-6-5
64	3/01	@ Calgary	3-4 L	24-29-6-5
65	3/04	@ Edmonton	1-2 L	24-30-6-5
66	3/06	MONTREAL	4-3 W*	25-30-6-5
67	3/08	@ Phoenix	4-6 L	25-31-6-5
68	3/09	@ Dallas	0-3 L	25-32-6-5
69	3/11	ST. LOUIS	2-4 L	25-33-6-5
70	3/13	@ Anaheim	2-3 O*	25-33-6-6
71	3/15	CALGARY	3-2 W	26-33-6-6
72	3/17	CHICAGO	2-3 O*	26-33-6-7
73	3/20	@ Colorado	0-2 L	26-34-6-7
74	3/21	BOSTON	3-2 W	27-34-6-7
75	3/22	ANAHEIM	2-3 O*	27-34-6-8
76	3/24	TAMPA BAY	1-4 L	27-35-6-8
77	3/27	DETROIT	3-0 W	28-35-6-8
78	3/29	DALLAS	3-4 L	28-36-6-8
79	3/31	@ Colorado	1-3 L	28-37-6-8
80	4/02	@ Calgary	2-2 T*	28-37-7-8
81	4/03	@ Edmonton	3-3 T*	28-37-8-8
82	4/06	PHOENIX	3-3 T*	28-37-9-8

* = OVERTIME

02-03 SEASON REVIEW

SEASON HIGHLIGHTS

- * Six players score their first NHL goal — **Jonathan Cheechoo**, **Jim Fahey**, **Lynn Loyns**, **Niko Dimitrakos**, **Rob Davidson** and **Miroslav Zalesak**.
- * **Jim Fahey** leads all NHL rookie defensemen in points (11-19-20), despite playing in only 43 NHL games.
- * **Vincent Damphousse** scores his 400th NHL goal on Oct. 17 at Edmonton, becoming the 71st player to accomplish the feat.
- * **Patrick Marleau** plays in his 400th NHL game on Oct. 19 vs. Colorado, the youngest current player (22 years, 34 days) to accomplish the feat and the youngest overall since Bob Carpenter in April 1986 (22 years, 286 days).
- * **Teemu Selanne** is voted to the starting lineup for the Western Conference at the NHL All-Star Game.
- * **Evgeni Nabokov** becomes the franchise leader in games played, minutes played and decisions.

MAJOR TRANSACTIONS

- * **Doug Wilson** named executive vice president and general manager, May 13, 2003.
- * Executive Vice President and General Manager **Dean Lombardi** relieved of his duties, March 18, 2003.
- * Acquired a second round selection in the 2003 NHL Entry Draft from Boston in exchange for **D Dan McGillis**. Acquired **C Wayne Primeau** from Pittsburgh in exchange for **RW Matt Bradley**, March 11, 2003.
- * Acquired Colorado's third and fifth round selections in the 2003 NHL Entry Draft in exchange for **D Bryan Marchment**, March 8, 2003.
- * Acquired **C Allyn McCauley**, **C Brad Boyes** and a first round draft selection in the 2003 NHL Entry Draft from Toronto in exchange for **RW Owen Nolan**, March 5, 2003.
- * Traded **D Shawn Heins** to Pittsburgh for a fifth round selection in the 2003 NHL Entry Draft, Feb. 9, 2003.
- * Signed **D Kyle McLaren**, Jan. 25, 2003.
- * Acquired **D Kyle McLaren** and a fourth selection round in the 2004 NHL Entry Draft from Boston in exchange for **G Jeff Hackett** and **D Jeff Jillson**. (Hackett previously acquired from Montreal in exchange for **RW Niklas Sundstrom** and a third round selection in the 2004 NHL Entry Draft, Jan. 23, 2003).
- * Acquired **D Dan McGillis** from Philadelphia in exchange for **D Marcus Ragnarsson**, Dec. 6, 2002.
- * Named **Ron Wilson** head coach and **Tim Hunter** and **Rob Zetter** assistant coaches, Dec. 4, 2002.
- * Head Coach **Darryl Sutter** and Assistant Coaches **Rich Preston** and **Lorne Molleken** relieved of their duties, Dec. 1, 2002.
- * **D Gary Suter** announced his retirement, Sept. 10, 2002.

PACIFIC DIVISION

	GP	W	L	T	OTL	GF	GA	PTS
DALLAS (1)	82	46	17	15	4	245	169	111
ANAHEIM (7)	82	40	27	9	6	203	193	95
LOS ANGELES (10)	82	33	37	6	6	203	221	78
PHOENIX (11)	82	31	35	11	5	204	230	78
SAN JOSE (14)	82	28	37	9	8	214	239	73

FINAL STATISTICS

P	NO	PLAYER	GP	G	A	PTS	PIM
R	8	TEEMU SELANNE	82	28	36	64	30
C	25	V. DAMPHOUSSE	82	22	38	61	66
C	12	PATRICK MARLEAU	82	28	29	57	33
L	19	MARCO STURM	82	28	20	48	16
R	11	&OWEN NOLAN	61	22	20	42	91
C	18	MIKE RICCI	75	11	23	34	53
D	2	MIKE RATHJE	82	7	22	29	48
C	10	A. MCCOULEY (TOR)	64	6	9	15	16
		(SJ)	16	3	7	10	4
		TOTAL	80	9	16	25	20
D	22	SCOTT HANNAN	81	3	19	22	61
L	17	SCOTT THORNTON	41	9	12	21	41
D	21	*JIM FAHEY	43	1	19	20	33
R	13	TODD HARVEY	76	3	16	19	74
L	9	ADAM GRAVES	82	9	9	18	32
C	15	W. PRIMEAU (PIT)	70	5	11	16	55
		(SJ)	7	1	1	2	0
		TOTAL	77	6	12	18	55
R	14	*JONATHAN CHEECHOO	66	9	7	16	39
D	3	&DAN MCGILLIS	37	3	13	16	30
C	16	MARK SMITH	75	4	11	15	64
D	7	BRAD STUART	36	4	10	14	46
R	23	*NIKO DIMITRAKOS	21	6	7	13	3
D	24	&N. SUNDBROM	47	2	10	12	22
D	27	&BRYAN MARCHMENT	67	2	9	11	108
D	4	KYLE MCLAREN	33	0	8	8	30
D	10	&M. RAGNARSSON	25	1	7	8	30
D	5	&JEFF JILLSON	26	0	6	6	9
R	28	&MATT BRADLEY	46	2	3	5	37
L	26	*LYNN LOYNS	19	2	0	3	19
R	46	*M. ZALESAK	10	1	2	3	0
D	38	*ROB DAVIDSON	15	1	2	3	22
C	41	*RYAN KRAFT	7	0	1	1	0
D	23	&SHAWN HEINS	20	0	1	1	9
L	49	*CHAD WISEMAN	4	0	0	0	4
D	4	JOHN JAKOPIN	12	0	0	0	11
D	53	*JESSE FIBIGER	16	0	0	0	2
G	20	EVGENI NABOKOV	55	0	0	0	10
G	29	*VESA TOSKALA	11	0	0	0	0
G	37	*MIKKA KIPRUSOFF	22	0	0	0	0

GOALTENDERS

NO	GOALTENDER	GP	MINS	AVG	W	L	T	EN	SO	GA	SA	SV%	G	A	PIM
29	*VESA TOSKALA	11	537	2.35	4	3	1	1	1	21	287	.927	0	0	0
20	E. NABOKOV	55	3227	2.71	19	28	8	5	3	146	1561	.906	0	0	10
37	*M. KIPRUSOFF	22	1199	3.25	5	14	0	1	1	65	537	.879	0	0	0
	S.J. TOTALS	82	4996	2.87	28	45	9	7	5	239	2392	.900	0	0	10

KEY: * = rookie

& = traded

RECORD BOOK

01-02 SEASON REVIEW

SEASON HIGHLIGHTS

- San Jose becomes just the second team in NHL history (N.Y. Islanders) to post six consecutive seasons of point improvement.
- The Sharks make the Stanley Cup Playoffs for a franchise-record sixth consecutive season.
- The Sharks win their first Pacific Division Title, posting franchise records in wins (44) and points (99).
- The Sharks narrowly miss advancing to the Western Conference Finals, losing consecutive one-goal matches in Games Six and Seven to the Colorado Avalanche in the Western Conference Semifinals. The Sharks defeated the Phoenix Coyotes in the Western Conference Quarterfinals, 4-1.
- Owen Nolan** becomes the Sharks all-time points leader with his 351st point as a Shark.
- The Sharks set a franchise record with a 10-game unbeaten streak (9-0-1-0) from Nov. 27 – Dec. 19.
- The Sharks set a franchise record with a six-game road win streak (Dec. 6 – Dec. 19).
- Evgeni Nabokov** sets franchise records in all-time wins (58), single-season wins (37), all-time shutouts (11) single-season shutouts (seven) and became the seventh NHL goaltender (first European-born NHL goaltender) to score a goal.
- The Sharks tie a franchise record by scoring 10 goals on March 30 vs. Columbus — the most ever at home.

MAJOR TRANSACTIONS

- Acquired LW **Adam Graves**, D **Rich Pilon** and future considerations from the N.Y. Rangers in exchange for RW **Mikael Samuelsson**, D **Christian Gosselin** and a seventh round selection in the 2002 NHL Entry Draft, June 24, 2001.

PACIFIC DIVISION

	GP	W	L	T	OTL	GF	GA	PTS
SAN JOSE (2)	82	44	27	8	3	248	199	99
PHOENIX (6)	82	40	27	9	6	228	210	95
LOS ANGELES (7)	82	40	27	11	4	214	190	95
DALLAS (10)	82	36	28	13	5	215	213	90
ANAHEIM (13)	82	29	42	8	3	175	198	69

FINAL STATISTICS

P	NO	PLAYER	GP	G	A	PTS	PIM
R	11	OWEN NOLAN	75	23	43	66	93
C	25	VINCENT DAMPHOUSSE	82	20	38	58	60
R	8	TEEMU SELANNE	82	29	25	54	40
C	18	MIKE RICCI	79	19	34	53	44
C	12	PATRICK MARLEAU	79	21	23	44	40
L	17	SCOTT THORNTON	77	26	16	42	116
L	19	MARCO STURM	77	21	20	41	32
R	24	NIKLAS SUNDSTROM	73	9	30	39	50
D	20	GARY SUTER	82	6	27	33	57
L	9	ADAM GRAVES	81	17	14	31	51
D	7	BRAD STUART	82	6	23	29	39
R	28	*MATT BRADLEY	54	9	13	22	43
R	13	TODD HARVEY	69	9	13	22	73
D	27	BRYAN MARCHMENT	72	2	20	22	178
D	10	MARCUS RAGNARSSON	70	5	15	20	44
D	5	*JEFF JILLSON	48	5	13	18	29
D	2	MIKE RATHJE	52	5	12	17	48
D	22	SCOTT HANNAN	75	2	12	14	57
L	32	STEPHANE MATTEAU	55	7	4	11	15
R	15	ALEXANDER KOROLYUK	32	3	7	10	14
C	16	MARK SMITH	49	3	3	6	72
G	35	EVGENI NABOKOV	67	1	3	4	14
D	23	SHAWN HEINS	17	0	2	2	24
D	3	STEVE BANCROFT	5	0	1	1	2
G	29	*VESA TOSKALA	1	0	0	0	0
R	26	MIKE CRAIG	2	0	0	0	2
R	50	*HANNE HYVONEN	6	0	0	0	0
G	37	*MIKKA KIPRUOFF	20	0	0	0	4

GAME-BY-GAME RESULTS

GA	DATE	OPPONENT	RESULT	RECORD
1	10/09/03	@Edmonton	2-5 L	0-1-0-0
2	10/11/03	@Calgary	2-3 L	0-2-0-0
3	10/12/03	@Minnesota	3-2 W	1-2-0-0
4	10/16/03	PHILADELPHIA	0-0 T*	1-2-1-0
5	10/18/03	OTTAWA	1-4 L	1-3-1-0
6	10/21/03	ANAHEIM	0-2 L	1-4-1-0
7	10/23/03	CHICAGO	3-3 T*	1-4-2-0
8	10/25/03	PHOENIX	4-4 T*	1-4-3-0
9	10/28/03	@Carolina	0-3 L	1-5-3-0
10	10/31/03	@Tampa Bay	2-2 T*	1-5-4-0
11	11/01/03	@Florida	6-2 W	2-5-4-0
12	11/02/03	@Atlanta	2-2 T*	2-5-5-0
13	11/05/03	@New Jersey	2-3 0*	2-5-5-1
14	11/06/03	@Boston	5-5 T*	2-5-6-1
15	11/08/03	@Washington	3-2 W	3-5-6-1
16	11/11/03	COLORADO	3-4 L	3-6-6-1
17	11/13/03	ST. LOUIS	3-4 0*	3-6-6-2
18	11/15/03	TORONTO	2-2 T*	3-6-7-2
19	11/18/03	N.Y. Rangers	2-2 T*	3-6-8-2
20	11/21/03	@Phoenix	5-0 W	4-6-8-2
21	11/22/03	NASHVILLE	3-1 W	5-6-8-2
22	11/26/03	CHICAGO	3-2 W	6-6-8-2
23	11/28/03	@Minnesota	2-1 W	7-6-8-2
24	11/30/03	@Edmonton	2-1 W	8-6-8-2
25	12/02/03	@Calgary	1-3 L	8-7-8-2
26	12/04/03	COLORADO	2-2 T*	8-7-9-2
27	12/06/03	DALLAS	2-1 W	9-7-9-2
28	12/10/03	@Anaheim	2-3 L	9-8-9-2
29	12/11/03	EDMONTON	2-2 T*	9-8-10-2
30	12/13/03	ANAHEIM	2-0 W	10-8-10-2
31	12/17/03	@Detroit	2-3 0*	10-8-10-3
32	12/18/03	@St. Louis	2-4 L	10-9-10-3
33	12/21/03	@Anaheim	2-1 W	11-9-10-3
34	12/22/03	ANAHEIM	2-1 W	12-9-10-3
35	12/26/03	LOS ANGELES	5-0 W	13-9-10-3
36	12/27/03	@Los Angeles	4-4 T*	13-9-11-3
37	12/29/03	NASHVILLE	5-2 W	14-9-11-3
38	12/31/03	@Columbus	1-0 W	15-9-11-3
39	1/02/04	@Chicago	1-2 L	15-10-11-3
40	1/03/04	@St. Louis	3-1 W	16-10-11-3
41	1/05/04	@Vancouver	2-1 W	17-10-11-3
42	1/08/04	COLUMBUS	2-3 0*	17-10-11-4
43	1/10/04	ATLANTA	5-2 W	18-10-11-4
44	1/13/04	DALLAS	0-3 L	18-11-11-4
45	1/15/04	VANCOUVER	3-1 W	19-11-11-4
46	1/17/04	@Colorado	2-1 W	20-11-11-4
47	1/19/04	DETROIT	2-1 W	21-11-11-4
48	1/21/04	@Phoenix	4-2 W	22-11-11-4
49	1/22/04	PHOENIX	1-2 L	22-12-11-4
50	1/24/04	MINNESOTA	4-0 W	23-12-11-4
51	1/28/04	CALGARY	4-1 W	24-12-11-4
52	1/30/04	@Dallas	1-3 L	24-13-11-4
53	1/31/04	@Nashville	2-3 0*	24-13-11-5
54	2/03/04	FLORIDA	3-0 W	25-13-11-5
55	2/05/04	PHOENIX	5-0 W	26-13-11-5
56	2/10/04	@Buffalo	1-2 L	26-14-11-5
57	2/11/04	@Detroit	2-4 L	26-15-11-5
58	2/14/04	@Columbus	2-1 W*	27-15-11-5
59	2/16/04	@Philadelphia	5-2 W	28-15-11-5
60	2/18/04	@Nashville	3-7 L	28-16-11-5
61	2/19/04	@Chicago	6-3 W	29-16-11-5
62	2/23/04	COLUMBUS	4-2 W	30-16-11-5
63	2/26/04	@Vancouver	2-3 0*	30-16-11-6
64	2/27/04	PITTSBURGH	4-2 W	31-16-11-6
65	2/29/04	ST. LOUIS	1-0 W	32-16-11-6
66	3/03/04	MONTREAL	4-3 W	33-16-11-6
67	3/05/04	@Colorado	1-5 L	33-17-11-6
68	3/07/04	@Dallas	0-4 L	33-18-11-6
69	3/09/04	MINNESOTA	3-4 L	33-19-11-6
70	3/11/04	N.Y. ISLANDERS	5-4 W	34-19-11-6
71	3/13/04	LOS ANGELES	3-1 W	35-19-11-6
72	3/16/04	@Dallas	3-3 T*	35-19-12-6
73	3/18/04	@Los Angeles	5-3 W	36-19-12-6
74	3/19/04	@Anaheim	4-2 W	37-19-12-6
75	3/21/04	EDMONTON	2-4 L	37-20-12-6
76	3/23/04	DETROIT	5-2 W	38-20-12-6
77	3/25/04	CALGARY	3-2 W	39-20-12-6
78	3/26/04	@Phoenix	3-0 W	40-20-12-6
79	3/28/04	DALLAS	2-1 W*	41-20-12-6
80	3/31/04	@Los Angeles	3-0 W	42-20-12-6
81	4/02/04	VANCOUVER	1-4 L	42-21-12-6
82	4/04/04	LOS ANGELES	4-3 W*	43-21-12-6

* - OVERTIME

GOALTENDERS

NO	GOALTENDER	GP	MIN	AVG	W	L	T	EN	SO	GA	SA	SV %	G	A	PIM
35	VESA TOSKALA	28	1541	2.06	12	8	4	3	1	53	760	.930	0	1	2
20	EVGENI NABOKOV	59	3456	2.20	31	19	8	0	9	127	1610	.921	0	0	14
99	S.J. TOTALS	82	5016	2.19	43	27	12	3	11	183	2373	.923	0	1	16

GAME-BY-GAME RESULTS

GA	DATE	OPPONENT	RESULT	RECORD
1	10/06	St. Louis	1-4 L	00-01-00-00
2	10/12	Phoenix	2-1 W	01-01-00-00
3	10/14	Boston	5-2 W	02-01-00-00
4	10/18	@ Dallas	1-2 L	02-02-00-00
5	10/20	@ Minnesota	3-1 W	03-02-00-00
6	10/21	@ Nashville	5-3 W	04-02-00-00
7	10/24	@ Carolina	3-2 W	05-02-00-00
8	10/25	@ Columbus	3-1 W	06-02-00-00
9	10/28	Atlanta	2-2 T	06-02-01-00
10	11/01	Pittsburgh	3-2 W	07-02-01-00
11	11/04	Carolina	4-1 W	08-02-01-00
12	11/05	@ Vancouver	2-2 T	08-02-02-00
13	11/08	@ Chicago	3-2 W*	09-02-02-00
14	11/09	@ Columbus	2-5 L	09-03-02-00
15	11/11	@ NY Islanders	4-0 W	10-03-02-00
16	11/14	@ New Jersey	3-2 W	11-03-02-00
17	11/15	@ Detroit	1-4 L	11-04-02-00
18	11/18	NY Islanders	5-3 W	12-04-02-00
19	11/22	Chicago	4-1 W	13-04-02-00
20	11/25	New Jersey	2-3 L	13-05-02-00
21	11/28	Minnesota	4-1 W	14-05-02-00
22	11/30	Anaheim	3-2 W*	15-05-02-00
23	12/03	@ Edmonton	3-3 T	15-05-03-00
24	12/04	@ Calgary	8-0 W	16-05-03-00
25	12/06	Dallas	2-2 T	16-05-04-00
26	12/08	Vancouver	1-6 L	16-06-04-00
27	12/12	NY Rangers	3-2 W	17-06-04-00
28	12/14	Columbus	2-1 W	18-06-04-00
29	12/16	@ Phoenix	2-1 W*	19-06-04-00
30	12/18	@ Washington	5-3 W	20-06-04-00
31	12/20	@ Detroit	2-0 W	21-06-04-00
32	12/21	@ Philadelphia	3-4 L	21-07-04-00
33	12/23	@ Buffalo	2-5 L	21-08-04-00
34	12/26	@ Los Angeles	2-1 W	22-08-04-00
35	12/28	Edmonton	2-2 T	22-08-05-00
36	12/30	Vancouver	3-6 T	22-09-05-00
37	01/01	@ Phoenix	3-2 W	23-09-05-00
38	01/03	Calgary	0-1 L	23-10-05-00
39	01/04	@ Colorado	2-2 T	23-10-06-00
40	01/06	Florida	3-1 W	24-10-06-00
41	01/09	Buffalo	2-1 W	25-10-06-00
42	01/11	St. Louis	6-3 W	26-10-06-00
43	01/13	Nashville	3-5 L	26-11-06-00
44	01/15	Detroit	2-3 L	26-12-06-00
45	01/17	Calgary	4-4 T	26-12-07-00
46	01/20	Colorado	1-2 L	26-13-07-00
47	01/22	@ Edmonton	2-2 T	26-13-08-00
48	01/24	Edmonton	6-1 W	27-13-08-00
49	01/26	@ Dallas	2-1 W	28-13-08-00
50	01/27	@ St. Louis	4-3 W*	29-13-08-00
51	01/30	Colorado	1-3 L	29-14-08-00
52	02/01	Dallas	2-4 L	29-15-08-00
53	02/06	@ Calgary	1-1 T	29-15-09-00
54	02/08	@ Vancouver	0-0 T	29-15-10-00
55	02/10	Chicago	3-2 W*	30-15-10-00
56	02/14	@ Chicago	7-0 W	31-15-10-00
57	02/16	@ Nashville	2-0 W	32-15-10-00
58	02/18	@ Minnesota	1-3 L	32-16-10-00
59	02/20	Columbus	3-2 W*	33-16-10-00
60	02/21	@ Anaheim	0-1 L	33-17-10-00
61	02/23	Anaheim	3-1 W	34-17-10-00
62	02/26	@ St. Louis	2-7 L	34-18-10-00
63	02/28	@ Toronto	1-2 L	34-19-10-00
64	03/01	@ Ottawa	4-8 L	34-20-10-00
65	03/03	@ Boston	2-3 L	34-21-10-00
66	03/06	@ Tampa Bay	1-2 L*	34-21-10-01
67	03/07	@ Florida	3-3 T	34-21-11-01
68	03/10	Nashville	0-3 L	34-22-11-01
69	03/12	Montreal	3-0 W	35-22-11-01
70	03/14	Los Angeles	1-4 L	35-23-11-01
71	03/17	@ Los Angeles	0-1 L*	35-23-11-02
72	03/18	Detroit	4-6 L	35-25-11-02
73	03/20	@ Colorado	1-4 L	35-25-11-02
74	03/22	Ottawa	1-2 L	35-26-11-02
75	03/26	@ Los Angeles	0-0 T	35-26-12-02
76	03/27	Los Angeles	3-2 W*	36-26-12-02
77	03/29	Anaheim	7-4 W	37-26-12-02
78	03/31	@ Phoenix	1-2 L	37-27-12-02
79	04/02	Minnesota	4-2 W	38-27-12-02
80	04/05	Phoenix	3-0 W	39-27-12-02
81	04/07	Dallas	4-5 L*	39-27-12-03
82	04/08	@ Anaheim	4-1 W	40-27-12-03

* - OVERTIME

00-01 SEASON REVIEW

SEASON HIGHLIGHTS

- * The Sharks advanced to the Stanley Cup Playoffs for a franchise-record fourth consecutive season and became just the fifth franchise in NHL history to improve its point total for the fifth consecutive season, setting franchise records for wins (40) and points (95).
- * The Sharks finish with the sixth-best road record in the NHL (fourth-best in the Western Conference) and set a franchise record with a 10-game unbeaten streak on the road.
- * Goaltender **Evgeni Nabokov** received the Calder Memorial Trophy as the NHL's Rookie of the Year. "Nabby" set new franchise records for wins (32), goals-against average (2.19) and shutouts (six) en route to being named the Seagate Technology "Sharks Player of the Year" and the PlayStation "Sharks Rookie of the Year." He was named to the NHL's 2001 World All-Star Team, NHL Rookie of the Month for November and December and Seagate Technology "Sharks Player of the Month" for October and December. He's also the first NHL goaltender to reach 20 victories on the season.
- * **Vincent Damphousse** became the 58th NHL player to score 1,000 points when he assists on Marco Sturm's goal in an Oct. 14 game vs. Boston.
- * **Gary Suter** became the 153rd NHL player to appear in 1,000 games on Oct. 25th at Columbus. He also scored San Jose's first goal in a 3-1 win.

MAJOR TRANSACTIONS

- * Acquired **D Jeff Norton** from the Pittsburgh Penguins in exchange for **D Bobby Dallas** and **G Johan Hedberg**, March 12, 2001.
- * Acquired **LW Bill Lindsay** from the Calgary Flames in exchange for an eighth round pick (233rd overall, previously acquired from Minnesota) in the 2001 NHL Entry Draft, March 6, 2001.
- * Acquired **R/V Teemu Selanne** from Anaheim in exchange for **LW Jeff Friesen**, **G Steve Shields** and a second round selection (38th overall) in the 2003 NHL Entry Draft, March 3, 2001.
- * Signed free agent **D Bobby Dallas**, Nov. 4, 2000.
- * Signed **LW/C Scott Thornton** as a free agent, July 1, 2000.

PACIFIC DIVISION

	GP	W	L	T	OTL	GF	GA	PTS
DALLAS (3)	82	48	24	8	2	241	187	106
SAN JOSE (5)	82	40	27	12	3	217	192	95
LOS ANGELES (7)	82	38	28	13	3	252	228	92
PHOENIX (9)	82	35	27	17	3	214	212	90
ANAHEIM (15)	82	25	41	11	5	188	245	66

FINAL STATISTICS

P	NO	PLAYER	GP	G	A	PTS	PIM
R	8	TEEMU SELANNE (ANA)	61	26	33	59	36
		(SJ)	12	7	6	13	0
		(TOTAL)	73	33	39	72	36
C	14	PATRICK MARLEAU	81	25	27	52	22
R	11	OWEN NOLAN	57	24	25	49	75
R	24	NIKLAS SUNDSTROM	82	10	39	49	28
C	25	VINCENT DAMPHOUSSE	45	9	37	46	62
C	18	MIKE RICCI	81	22	22	44	60
L	17	SCOTT THORNTON	73	19	17	36	114
L	39	&JEFF FRIESEN	64	12	24	36	56
D	20	GARY SUTER	68	10	24	34	84
L	19	MARCO STURM	81	14	18	32	28
L	32	STEPHANE MATTEAU	80	13	19	32	32
L	15	ALEXANDER KOROLYUK	70	12	13	25	41
D	7	BRAD STUART	77	5	18	23	56
R	9	TODD HARVEY	69	10	11	21	72
D	27	BRYAN MARCHMENT	75	7	11	18	204
D	22	SCOTT HANNAN	75	3	14	17	51
D	10	MARCUS RAGNARSSON	68	3	12	15	44
L	12	BILL LINDSAY (CGY)	52	1	9	10	97
		(SJ)	16	0	4	4	29
		(TOTAL)	68	1	13	14	126
D	5	JEFF NORTON (PIT)	32	2	10	12	20
		(SJ)	10	0	1	1	8
		(TOTAL)	42	2	11	13	28
D	40	MIKE RATHJE	81	0	11	11	48
R	21	TONY GRANATO	60	4	5	9	65
D	23	SHAWN HEINS	38	3	4	7	57
C	26	JIM MONTGOMERY	28	1	6	7	19
C	16	*MARK SMITH	42	2	2	4	51
D	2	&BOBBY DOLLAS	16	1	1	2	14
R	44	*MATT BRADLEY	21	1	1	2	19
G	35	*EVGENI NABOKOV	66	0	2	2	8
L	29	PAUL KRUSE	1	0	0	0	5
C	28	*MIKAEL SAMUELSSON	4	0	0	0	0
G	34	*MIKKA KIPRUSOFF	5	0	0	0	0
G	31	&STEVE SHIELDS	21	0	0	0	2

GOALTENDERS

NO	GOALTENDER	GP	MINS	AVG	W	L	T	EN	SO	GA	SA	SV%	G	A	PIM
35	*M. KIPRUSOFF	5	154	1.95	2	1	0	1	0	5	51	.902	0	0	0
34	*E. NABOKOV	66	3700	2.19	32	21	7	3	6	135	1582	.915	0	2	8
31	&STEVE SHIELDS	21	1135	2.48	6	8	5	1	2	47	531	.911	0	0	2
S.J. TOTALS		82	5008	2.30	40	30	12	5	9	192	2169	.911	0	2	10

EVGENI NABOKOV and MIKKA KIPRUSOFF shared a shutout vs. MTL on March 12, 2001 * - ROOKIE; & - TRADED

99-00 SEASON REVIEW

SEASON HIGHLIGHTS

- Sharks upset the President's Trophy-winning St. Louis Blues in the Stanley Cup Playoffs in seven games. The team improved its points total for the fourth consecutive season, setting a new franchise mark for points (87).
- Team sets a franchise record for winning percentage (.530).
- RW Owen Nolan** and **LW Jeff Friesen** record the Sharks first dual hat trick game on Oct. 4, 1999 to defeat the Chicago Blackhawks, 7-1.
- G Steve Shields** is named NHL Player of the Week for Oct. 11-17, 1999, posting a 3-0-0 record, .083 GAA and a .979 save percentage. He sets the franchise record for scoreless streak for a goaltender at 141:46.
- RW Owen Nolan** is named NHL Player of the Week for Dec. 6-12 with six points (4-2-6) and a +5 rating in three games. He would go on to set franchise records for most points (84), goals (44), and PP goals (18) and would finish fifth in voting for the Hart Trophy as the league's MVP.
- D Brad Stuart** is named as a finalist (second) for the Calder Memorial Trophy. He is also named to the NHL's All-Rookie Team. **C Mike Ricci** is named as a finalist (third) for the Frank J. Selke Trophy.

MAJOR TRANSACTIONS

- Named **Rich Preston** and **Cap Raeder** assistant coaches, June 24, 2000.
- To prevent the loss of **G Evgeni Nabokov** in the NHL Expansion Draft, the Sharks send **RW Jan Caloun**, a ninth round selection in the 2000 NHL Entry Draft and future considerations to Columbus for future considerations and send **D Andy Sutton**, a seventh round selection in 2000 and a 3rd round selection in 2001 to Minnesota in exchange for an eighth round selection in 2001 and future considerations, June 12, 2000.
- Re-signed Head Coach **Darryl Sutter**, June 5, 2000.
- Acquired **RW Todd Harvey** with a fourth round selection in the 2001 NHL Entry Draft from the New York Rangers in exchange for **RW Radek Dvorak** (previously acquired from Florida in exchange for **G Mike Vernon** and a third round selection in the 2000 NHL Entry Draft), Dec. 30, 1999.

FINAL PACIFIC DIVISION STANDINGS

	GP	W	L	T	OTL	GF	GA	PTS
DALLAS (2)	82	43	29	10	6	211	184	102
LOS ANGELES (5)	82	39	31	12	4	245	228	94
PHOENIX (6)	82	39	35	8	4	232	228	90
SAN JOSE (8)	82	35	30	10	7	225	214	87
ANAHEIM (9)	82	34	36	12	3	217	227	83

FINAL STATISTICS

P	NO	PLAYER	GP	G	A	PTS	PIM
R	11	OWEN NOLAN	78	44	40	84	110
C	25	VINCENT DAMPHOUSSE	82	21	49	70	58
L	39	JEFF FRIESEN	82	26	35	61	47
C	18	MIKE RICCI	82	20	24	44	60
C	14	PATRICK MARLEAU	81	17	23	40	36
R	24	NIKLAS STURM	79	12	25	37	22
D	7	*BRAD STUART	82	10	26	36	32
R	15	ALEX KOROLYUK	57	14	21	35	35
D	20	GARY SUTER	76	6	28	34	52
L	19	MARCO STURM	74	12	15	27	22
L	32,37	STEPHANE MATTEAU	69	12	12	24	61
D	5	JEFF NORTON	62	0	20	20	49
R	9	TODD HARVEY (S/J)	40	8	4	12	78
		(N/R)	31	3	3	6	62
		(TOTAL)	71	11	7	18	140
D	10	M. RAGNARSSON	63	3	13	16	38
D	40	MIKE RATHJE	66	2	14	16	31
R	21	TONY GRANATO	48	6	7	13	39
C	12	RON SUTTER	78	5	6	11	34
R	22	RONNIE STERN	67	4	5	9	151
L	26	DAVE LOWRY	32	1	4	5	18
D	27	BRYAN MARCHMENT	49	0	4	4	72
D	43	*SCOTT HANNAN	30	1	2	3	30
D	42	ANDY SUTTON	40	1	1	2	80
L	32	MURRAY CRAVEN	19	0	2	2	4
R	33	BRANTT MYHRES	13	0	1	1	97
D	3	BOB ROUSE	26	0	1	1	19
G	31	STEVE SHIELDS	67	0	1	1	29
D	23	*SHAWN HEINS	1	0	0	0	2
G	35	*EVGENI NABOKOV	11	0	0	0	0
G	29	MIKE VERNON	15	0	0	0	0

GOALTENDERS

NO	GOALTENDER	GP	MIN	AVG	W	L	T	EN	SO	GA	SA	SV %	G	A	PIM
35	*E. NABOKOV	11	414	2.17	2	2	1	2	1	15	166	.910	0	0	0
29	& MIKE VERNON	15	772	2.49	6	5	1	0	0	32	360	.911	0	0	0
31	STEVE SHIELDS	67	3797	2.56	27	30	8	3	4	162	1826	.911	0	1	29
	S.J. TOTALS	82	5004	2.57	35	37*	10	5	5	214	2357	.909	0	1	29

* - ROOKIE & - TRADED * - Included in this total are overtime losses.

GAME-BY-GAME RESULTS

GA	DATE	OPPONENT	RESULT	RECORD
1	10/02	Calgary	5-3 W	01-00-00-00
2	10/04	Chicago	7-1 W	02-00-00-00
3	10/07	Edmonton	3-2 W	03-00-00-00
4	10/09	Dallas	2-3 L	03-01-00-00
5	10/11	@ Anaheim	3-5 L	03-02-00-00
6	10/13	@ Dallas	2-0 W	04-02-00-00
7	10/14	@ Nashville	5-1 W	05-02-00-00
8	10/16	@ Washington	3-2 W	06-02-00-00
9	10/19	@ N.Y. Rangers	2-1 W	07-02-00-00
10	10/20	@ Detroit	3-6 L	07-03-00-00
11	10/23	Boston	1-3 L	07-04-00-00
12	10/24	@ Los Angeles	3-4 L	07-05-00-00
13	10/28	Nashville	3-2 W	08-05-00-00
14	10/30	Pittsburgh	1-1 T	08-05-01-00
15	10/31	Washington	2-1 W	09-05-01-00
16	11/03	Phoenix	6-3 W	10-05-01-00
17	11/05	Philadelphia	1-3 L	10-06-01-00
18	11/06	Dallas	2-1 W	11-06-01-00
19	11/09	@ Vancouver	4-4 T	11-06-02-00
20	11/10	@ Calgary	3-4 L	11-07-02-01
21	11/13	@ Philadelphia	2-3 L	11-08-02-01
22	11/15	@ Toronto	2-4 L	11-09-02-01
23	11/16	@ Montreal	4-1 W	12-09-02-01
24	11/18	@ Ottawa	4-1 W	13-09-02-01
25	11/20	@ St. Louis	1-1 T	13-09-03-01
26	11/23	Montreal	2-3 L	13-10-03-02
27	11/27	@ Los Angeles	1-4 L	13-11-03-02
28	11/28	New Jersey	4-3 W	14-11-03-02
29	12/01	@ Detroit	2-4 L	14-12-03-02
30	12/02	@ Pittsburgh	5-2 W	15-12-03-02
31	12/04	@ St. Louis	2-4 L	15-13-03-02
32	12/06	Tampa Bay	3-3 T	15-13-04-02
33	12/08	Colorado	4-2 W	16-13-04-02
34	12/10	Atlanta	4-1 W	17-13-04-02
35	12/14	Chicago	2-5 L	17-14-04-02
36	12/19	@ Phoenix	3-4 L	17-15-04-02
37	12/20	Detroit	3-4 L	17-16-04-02
38	12/22	Los Angeles	2-1 W	18-16-04-02
39	12/26	Anaheim	0-1 L	18-17-04-02
40	12/27	@ Dallas	3-1 W	19-17-04-02
41	12/30	@ St. Louis	1-2 L	19-18-04-03
42	01/01	@ Nashville	2-3 L	19-19-04-03
43	01/02	@ Chicago	4-1 W	20-19-04-03
44	01/05	@ Edmonton	1-1 T	20-19-05-03
45	01/08	Florida	2-4 L	20-20-05-03
46	01/11	St. Louis	2-5 L	20-21-05-03
47	01/15	Los Angeles	3-2 W	21-21-05-03
48	01/17	@ Chicago	4-5 L	21-22-05-04
49	01/19	@ Colorado	0-0 T	21-22-06-04
50	01/22	Anaheim	4-3 W	22-22-06-04
51	01/23	@ Phoenix	2-3 L	22-23-06-05
52	01/25	Colorado	3-4 L	22-24-06-05
53	01/28	@ Vancouver	1-4 L	22-25-06-05
54	01/29	N.Y. Islanders	2-3 L	22-26-06-06
55	02/01	Phoenix	0-1 L	22-27-06-07
56	02/03	@ Colorado	3-3 T	22-27-07-07
57	02/08	@ Tampa Bay	8-0 W	23-27-07-07
58	02/09	@ Florida	1-4 L	23-28-07-07
59	02/11	@ Atlanta	3-0 W	24-28-07-07
60	02/13	@ New Jersey	1-3 L	24-29-07-07
61	02/15	@ N.Y. Islanders	4-1 W	25-29-07-07
62	02/18	@ Anaheim	4-4 T	25-29-08-07
63	02/23	St. Louis	1-4 L	25-30-08-07
64	02/26	Los Angeles	6-3 W	26-30-08-07
65	02/29	Anaheim	2-4 L	26-31-08-07
66	03/02	Nashville	4-3 W	27-31-08-07
67	03/04	Carolina	2-5 L	27-32-08-07
68	03/06	N.Y. Rangers	2-1 W	28-32-08-07
69	03/08	Detroit	1-1 T	28-32-09-07
70	03/13	Calgary	5-3 W	29-32-09-07
71	03/15	Buffalo	6-5 W	30-32-09-07
72	03/17	@ Anaheim	2-4 L	30-33-09-07
73	03/19	@ Dallas	3-5 L	30-34-09-07
74	03/22	Vancouver	4-3 W	31-34-09-07
75	03/24	Phoenix	5-1 W	32-34-09-07
76	03/27	Edmonton	1-2 L	32-35-09-07
77	03/29	@ Los Angeles	1-1 T	32-35-10-07
78	04/01	@ Calgary	0-3 L	32-36-10-07
79	04/03	@ Edmonton	1-0 W	33-36-10-07
80	04/05	Dallas	5-2 W	34-36-10-07
81	04/07	@ Phoenix	3-1 W	35-36-10-07
82	04/09	Vancouver	2-5 L	35-37-10-07

* - OVERTIME

GAME-BY-GAME RESULTS

GA	DATE	OPPONENT	RESULT	RECORD
1	10/9	@ Calgary (Tokyo)	3-3 T	0-0-1
2	10/10	Calgary (Tokyo)	3-5 L	0-1-1
3	10/18	Boston	0-3 L	0-2-1
4	10/20	@ Philadelphia	1-3 L	0-3-1
5	10/22	@ Chicago	2-2 T	0-3-2
6	10/24	@ Dallas	1-2 L	0-4-2
7	10/28	Phoenix	2-4 L	0-5-2
8	10/29	@ Colorado	2-4 L	0-6-2
9	10/31	Tampa Bay	6-1 W	1-6-2
10	11/4	Dallas	4-0 W	2-6-2
11	11/6	@ Anaheim	2-2 T	2-6-3
12	11/7	St. Louis	2-2 T	2-6-4
13	11/10	Nashville	2-4 L	2-7-4
14	11/12	Carolina	3-0 W	3-7-4
15	11/18	Los Angeles	5-4 W	4-7-4
16	11/20	Phoenix	1-2 L*	4-8-4
17	11/21	N.Y. Rangers	2-2 T	4-8-5
18	11/23	@ Dallas	2-3 L	4-9-5
19	11/25	@ Carolina	0-3 L	4-10-5
20	11/27	@ St. Louis	4-2 W	5-10-5
21	11/29	@ Detroit	1-4 L	5-11-5
22	12/2	Dallas	0-3 L	5-12-5
23	12/4	Detroit	2-2 T	5-12-6
24	12/6	Anaheim	1-2 L	5-13-6
25	12/9	@ Dallas	3-3 T	5-13-7
26	12/10	@ Nashville	1-2 L	5-14-7
27	12/12	Washington	2-1 W	6-14-7
28	12/15	N.Y. Islanders	0-1 L	6-15-7
29	12/17	Nashville	3-1 W	7-15-7
30	12/19	Colorado	2-1 W	8-15-7
31	12/23	@ Edmonton	5-3 W	9-15-7
32	12/26	Vancouver	2-0 W	10-15-7
33	12/28	Philadelphia	1-1 T	10-15-8
34	12/30	@ Los Angeles	1-5 L	10-16-8
35	1/2	@ N.Y. Islanders	4-3 W*	11-16-8
36	1/4	@ N.Y. Rangers	3-4 L	11-17-8
37	1/5	@ New Jersey	3-3 T	11-17-9
38	1/7	@ Nashville	4-3 W	12-17-9
39	1/9	Buffalo	2-2 T	12-17-10
40	1/11	Los Angeles	4-0 W	13-17-10
41	1/13	Dallas	1-2 L	13-18-10
42	1/15	Pittsburgh	3-2 W	14-18-10
43	1/16	Calgary	3-3 T	14-18-11
44	1/18	New Jersey	3-1 W	15-18-11
45	1/21	Edmonton	3-3 T	15-18-12
46	1/26	St. Louis	0-3 L	15-19-12
47	1/30	@ Colorado	0-5 L	15-20-12
48	2/1	Chicago	5-1 W	16-20-12
49	2/4	@ Phoenix	1-3 L	16-21-12
50	2/6	@ Los Angeles	0-2 L	16-22-12
51	2/8	@ Phoenix	3-0 W	17-22-12
52	2/10	@ Chicago	5-2 W	18-22-12
53	2/11	@ St. Louis	5-1 W	19-22-12
54	2/13	@ Tampa Bay	3-1 W	20-22-12
55	2/15	@ Florida	2-2 T	20-22-13
56	2/17	@ Detroit	1-3 L	20-23-13
57	2/19	@ Buffalo	2-4 L	20-24-13
58	2/20	@ Washington	1-3 L	20-25-13
59	2/24	Vancouver	1-1 T	20-25-14
60	2/26	@ Anaheim	1-3 L	20-26-14
61	2/27	Anaheim	1-4 L	20-27-14
62	3/1	@ Calgary	2-1 W	21-27-14
63	3/2	@ Vancouver	4-3 W	22-27-14
64	3/6	Chicago	0-4 L	22-28-14
65	3/9	Phoenix	4-2 W	23-28-14
66	3/12	Detroit	2-0 W	24-28-14
67	3/13	Ottawa	3-2 W	25-28-14
68	3/17	Florida	4-2 W	26-28-14
69	3/20	@ Boston	2-2 T	26-28-15
70	3/22	@ Montreal	1-1 T	26-28-16
71	3/24	@ Toronto	8-5 W	27-28-16
72	3/26	@ Ottawa	1-1 T	27-28-17
73	3/28	@ Edmonton	2-5 L	27-29-17
74	3/31	Colorado	2-3 L	27-30-17
75	4/2	@ Vancouver	7-0 W	28-30-17
76	4/3	Vancouver	5-2 W	29-30-17
77	4/6	@ Phoenix	1-0 W	30-30-17
78	4/8	@ Los Angeles	2-3 L	30-31-17
79	4/9	@ Anaheim	4-1 W	31-31-17
80	4/12	Edmonton	4-5 L*	31-32-17
81	4/16	Los Angeles	0-2 L	31-33-17
82	4/17	Anaheim	3-3 T	31-33-18

* - OVERTIME

98-99 SEASON REVIEW

SEASON HIGHLIGHTS

- Tied or set six club records, including most ties (18), lowest goals-against-average (2.28), fewest goals against (191), short-handed goals against (4, T-1st in NHL), and shutouts (8).
- Winning percentage of .488 tied all-time mark set in 1993-94.
- Trade deadline acquisition **C Vincent Damphousse** scores 13 points (7-6-13) in 12 games with San Jose to help boost the Sharks into the Stanley Cup Playoffs for the second consecutive season.
- Sharks Head Coach **Darryl Sutter** becomes franchise's all-time winningest coach with his 56th win at Vancouver on March 3, surpassing **Kevin Constantine's** 55 wins.
- Sharks RW **Owen Nolan** becomes fifth team captain in franchise history, Oct. 28, 1998.

MAJOR TRANSACTIONS

- Acquired RW **Niklas Sundstrom** and a third round selection in the 2000 NHL Entry Draft from Tampa Bay in exchange for LW **Shawn Burr**, D **Andrei Zyuzin**, LW **Steve Guolla** and D **Bill Houlder**, Aug. 4, 1999.
- Acquired C **Vincent Damphousse** from Montreal in exchange for a fifth round selection in the 1999 NHL Entry Draft, a first round selection in the 2000 NHL Entry Draft and a second round selection in the 2001 NHL Entry Draft, March 23, 1999.
- Acquired D **Jeff Norton** from Florida in exchange for **Alex Hicks** and a fifth round selection in the 1999 NHL Entry Draft, Nov. 11, 1999.
- Acquired G **Johan Hedberg** from Philadelphia in exchange for a seventh round selection in the 1999 NHL Entry Draft, July 6, 1998.

FINAL PACIFIC DIVISION STANDINGS

	GP	W	L	T	OTL	GF	GA	PTS
DALLAS (1)	82	51	19	12	236	168	114	695
PHOENIX (4)	82	39	31	12	205	197	90	549
ANAHEIM (6)	82	35	34	13	215	206	83	506
SAN JOSE (7)	82	31	33	18	196	191	80	488
LOS ANGELES (11)	82	32	45	5	189	222	69	421

FINAL STATISTICS

P	NO	PLAYER	GP	G	A	PTS	PIM
L	39	JEFF FRIESE	78	22	35	57	42
C	25	V. DAMPHOUSSE (MTL)	65	12	24	36	46
		(SJ)	12	7	6	13	4
		(TOTAL)	77	19	30	49	50
R	17	JOE MURPHY	76	25	23	48	73
C	14	PATRICK MARLEAU	81	21	24	45	24
R	11	OWEN NOLAN	78	19	26	45	129
C	18	MIKE RICCI	82	13	26	39	68
L	19	MARCO STURM	78	16	22	38	52
D	2	BILL HOULDER	76	9	23	32	40
R	15	*ALEX KOROLYUK	55	12	18	30	26
R	37	STEPHANE MATTEAU	68	8	15	23	73
D	5	JEFF NORTON (FLA)	3	0	0	0	2
		(SJ)	69	4	18	22	42
		(TOTAL)	72	4	18	22	44
R	22	RONNIE STERN	78	7	9	16	158
L	26	DAVE LOWRY	61	6	9	15	24
D	40	MIKE RATHJE	82	5	9	14	36
L	32	MURRAY CRAVEN	43	4	10	14	18
D	10	M. RAGNARSSON	74	0	13	13	66
L	21	TONY GRANATO	35	6	6	12	54
D	3	BOB ROUSE	70	0	11	11	44
C	12	RON SUTTER	59	3	6	9	40
D	27	BRYAN MARCHMENT	59	2	6	8	101
D	4	ANDREI ZYUZIN	25	3	1	4	38
L	36	STEPHEN GUOLLA	14	2	2	4	6
D	42	*ANDY SUTTON	31	0	3	3	65
C	8	JARROD SKALDE	17	1	1	2	4
D	6	*SCOTT HANNAN	5	0	2	2	6
C	9	BERNIE NICHOLLS	10	0	2	2	4
R	33	BRANTT MYHRES	30	1	0	1	116
C	13	JAMIE BAKER	1	0	1	1	0
L	7	SHAWN BURR	18	0	1	1	29
G	31	STEVE SHIELDS	37	0	1	1	6
R	25	MIKE CRAIG	1	0	0	0	0
D	20	GARY SUTER	1	0	0	0	0
G	30	SEAN GAUTHIER	1	0	0	0	0
D	23	*SHAWN HEINS	5	0	0	0	13
G	29	MIKE VERNON	49	0	0	0	8

GOALTENDERS

NO	GOALTENDER	GP	MINS	AVG	W	L	T	SO	GA
30	SEAN GAUTHIER	1	3	.00	0	0	0	0	0
31	STEVE SHIELDS	37	2162	2.22	15	11	8	4	80
29	MIKE VERNON	49	2831	2.22	16	22	10	4	107
	S.J. TOTALS	82	5016	2.28	31	33	18	8	191

* - ROOKIE

97-98 SEASON REVIEW

SEASON HIGHLIGHTS

- Set a new franchise record for most wins (34).
- Sharks qualify for the Stanley Cup Playoffs after a two-year absence.
- Posted a seven-game unbeaten streak, April 1-16 (4-0-3).
- LW **Jeff Friesen** (83 points) becomes the youngest NHL player (21 years old) ever to lead his team in scoring.
- Team posts second-highest point total ever (78) (34-38-10).

MAJOR TRANSACTIONS

- Acquired a first round selection (third overall, **D Brad Stuart**) and second round selection (29th overall, RW **Jonathan Cheechoo**) in the 1998 NHL Entry Draft from Nashville in exchange for San Jose's first round selection (second overall) and second round selection (18th overall) in the 1998 NHL Entry Draft.
- Acquired **G Steve Shields** and a fourth round selection in the 1998 NHL Entry Draft from Buffalo Sabres in exchange for **G Kay Whitmore**, a second round selection in 1998 (from Colorado) and future considerations, June 26, 1998.
- Named **Roy Sommer** head coach of Kentucky Thoroughblades and **Nick Fotiu** assistant coach, May 28, 1998.
- Acquired **D Bryan Marchment** and **D David Shaw** in exchange for LW **Andrei Nazarov** and Tampa Bay's option to swap first round picks in the 1998 NHL Entry Draft, March 24, 1998.
- Acquired **C Mike Ricci** and a second round selection in the 1998 NHL Entry Draft from Colorado in exchange for RW **Shean Donovan** and a first round selection in the 1998 NHL Entry Draft, Nov. 20, 1997.
- Acquired **G Mike Vernon** from Detroit in exchange for second round draft selections in the 1998 and 1999 NHL Entry Drafts, Aug. 18, 1997.
- Acquired LW **Stephane Matteau** from St. Louis in exchange for **C Darren Turcotte**, July 25, 1997.
- Acquired LW **Murray Craven** from Chicago in exchange for LW **Petri Varis** and a sixth round selection in the 1998 NHL Entry Draft, July 24, 1997.

FINAL PACIFIC DIVISION STANDINGS

	GP	W	L	T	OTL	GF	GA	PTS
COLORADO (2)	82	39	26	17	231	205	95	579
LOS ANGELES (5)	82	38	33	11	227	225	87	530
EDMONTON (7)	82	35	37	10	215	224	80	488
SAN JOSE (8)	82	34	38	10	210	216	78	476
CALGARY (11)	82	26	41	15	217	252	67	409
ANAHEIM (12)	82	26	43	13	205	261	65	396
VANCOUVER (13)	82	25	43	14	224	273	64	390

FINAL STATISTICS

P	NO	PLAYER	GP	G	A	PTS	PIM
R	39	JEFF FRIESEN	79	31	32	83	40
L	15	JOHN MACLEAN (NJ)	26	3	8	11	14
		(SJ)	51	13	19	32	28
		(TOTAL)	77	16	27	43	4
R	11	OWEN NOLAN	75	14	27	41	144
D	14	"PATRICK MARLEAU	74	13	19	32	14
L	2	BILL HOLLIDER	82	7	25	32	68
L	19	"MARCO STURM	74	10	20	30	40
L	37	STEPHANE MATTEAU	73	15	14	29	60
D	22	MURRAY CRAVEN	67	12	17	29	25
C	9	BERNIE NICHOLLS	60	6	22	28	26
C	18	MIKE RICCI (COL)	6	0	4	4	2
		(SJ)	59	9	14	23	30
		(TOTAL)	65	9	18	27	32
R	21	TONY GRANATO	59	16	9	25	70
D	10	MARCUS RAGNARSSON	79	5	20	25	65
R	17	JOE MURPHY (STL)	27	4	9	13	22
		(SJ)	10	5	4	9	14
		(TOTAL)	37	9	13	22	36
D	5	&TODD GILL	64	8	13	21	31
D	40	MIKE RATHJE	81	3	12	15	59
D	20	"ANDREI ZVIZIN	56	6	7	13	66
D	27	BRYAN MARCHMENT (EDM)	27	0	4	4	58
		(TB)	22	2	4	6	43
		(SJ)	12	0	3	3	43
		(TOTAL)	61	2	11	13	144
L	28	SHAWN BURR	42	6	6	12	50
C	33	MARTY MCSORLEY	56	2	10	12	140
C	16	JARROD SKALDE (SJ)	22	4	6	10	14
		(CHI)	4	0	1	1	2
		(DAL)	1	0	0	0	0
		(CHI)	3	0	0	0	2
		(TOTAL)	30	4	7	11	18
D	5	DOUG BODGER	30	4	6	10	32
D	43	AL IARRATE	21	2	7	9	28
C	12	RON SUTTER	57	2	7	9	22
D	28	DAVE LOWRY (FLA)	7	0	0	0	2
		(SJ)	50	4	4	8	51
		(TOTAL)	57	4	4	8	53
C	25	VIKTOR KOZLOV	18	5	7	2	2
R	27	SHEAN DONOVAN	20	3	3	6	22
R	27	"ALEXANDER KOROLYUK	19	2	3	5	6
D	7	BRIAN GREENAWALD	11	1	2	3	2
L	17	STEPHEN GUOLLA	7	1	1	2	0
L	62	ANDREI NAZAROV	40	1	1	2	112
G	28	MIKE VERNON	62	0	2	2	24
L	24	BARRY POTOMSKI	9	0	1	1	30
G	30	JASON MUZZATTI (NYR)	6	0	0	0	10
		(SJ)	1	0	0	0	0
		(TOTAL)	7	0	0	0	10
D	5	KEN SUTTON (NJ)	13	0	0	0	6
		(SJ)	8	0	0	0	15
		(TOTAL)	21	0	0	0	21
G	32	KELLY HRUDEY	28	0	0	0	2
C	16	DODY WOOD	8	0	0	0	40
L	34	NIKLAS ANDERSSON	5	0	0	0	2

GOALTENDERS

NO	GOALTENDER	GP	MIN	AVG	W	L	T	SO	GA
29	MIKE VERNON	62	3564	2.46	30	22	9	5	146
32	KELLY HRUDEY	28	1360	2.74	4	16	2	1	62
30	JASON MUZZATTI	1	27	4.44	0	0	0	0	2
	S.J. TOTALS	82	4973	2.61	34	38	10	7	216

* - ROOKIE

& - TRADED

GAME-BY-GAME RESULTS

GA	DATE	OPPONENT	RESULT	RECORD
1	10/1	Edmonton	3-5 L	0-1-0
2	10/4	Chicago	3-2 W	1-1-0
3	10/7	Ottawa	0-1 L	1-2-0
4	10/9	@ Colorado	2-3 L	1-3-0
5	10/11	Boston	5-2 W	2-3-0
6	10/13	Philadelphia	2-3 L*	2-4-0
7	10/16	N.Y. Islanders	2-5 L	2-5-0
8	10/19	@ Phoenix	3-5 L	2-6-0
9	10/22	Pittsburgh	2-5 L	2-7-0
10	10/25	@ New Jersey	4-3 W	3-7-0
11	10/27	@ N.Y. Islanders	2-1 W	4-7-0
12	10/29	@ Detroit	3-4 L	4-8-0
13	10/31	@ Chicago	3-5 L	4-9-0
14	11/1	@ St. Louis	0-2 L	4-10-0
15	11/4	Toronto	0-0 T	4-10-1
16	11/7	Montreal	3-4 L	4-11-1
17	11/8	Tampa Bay	3-1 W	5-11-1
18	11/10	@ Anaheim	6-4 W	6-11-1
19	11/12	Vancouver	2-5 L	6-12-1
20	11/13	@ Los Angeles	3-6 L	6-13-1
21	11/15	Phoenix	2-3 L	6-14-1
22	11/18	Anaheim	4-2 W	7-14-1
23	11/20	@ Philadelphia	3-0 W	8-14-1
24	11/22	@ Washington	5-2 W	9-14-1
25	11/24	@ Montreal	2-2 T	9-14-2
26	1/25	@ Toronto	1-3 L	9-15-2
27	11/28	New Jersey	2-4 L	9-16-2
28	11/30	@Edmonton	1-6 L	9-17-2
29	12/1	@Calgary	2-3 L*	9-18-2
30	12/4	@Vancouver	3-2 W	10-18-2
31	12/10	Washington	3-3 T	10-18-3
32	12/12	@ Dallas	1-0 W	11-18-3
33	12/14	@ Chicago	2-1 W	12-18-3
34	12/16	Detroit	5-1 W	13-18-3
35	12/18	Vancouver	0-0 T	13-18-4
36	12/21	@ Anaheim	4-2 W	14-18-4
37	12/26	Phoenix	0-4 L	14-19-4
38	12/29	@Tampa Bay	1-2 L	14-20-4
39	12/30	@ Florida	2-2 T	14-20-5
40	1/2	@ Detroit	4-1 W	15-20-5
41	1/3	@ Boston	0-3 L	15-21-5
42	1/6	@ St. Louis	1-5 L	15-22-5
43	1/10	Buffalo	5-2 W	16-22-5
44	1/12	Dallas	1-3 L	16-23-5
45	1/14	Los Angeles	2-4 L	16-24-5
46	1/15	@ Colorado	2-2 T	16-24-6
47	1/21	Calgary	7-1 W	17-24-6
48	1/23	Edmonton	3-2 W	18-24-6
49	1/24	Florida	1-1 T	18-24-7
50	1/27	Anaheim	4-2 W	19-24-7
51	1/29	Chicago	0-3 L	19-25-7
52	1/31	Colorado	5-2 W	20-25-7
53	2/2	N.Y. Rangers	2-3 L	20-26-7
54	2/4	@ Edmonton	3-0 W	21-26-7
55	2/5	@ Calgary	2-4 L	21-27-7
56	2/7	@ Vancouver	3-1 L	21-28-7
57	2/26	St. Louis	3-1 W	22-28-7
58	2/28	@ Edmonton	1-4 L	22-29-7
59	3/3	Carolina	1-3 L	22-30-7
60	3/5	Detroit	5-4 W	23-30-7
61	3/6	@ Anaheim	3-0 W	24-30-7
62	3/9	Toronto	3-2 W	25-30-7
63	3/11	@ N.Y. Rangers	3-5 L	25-31-7
64	3/12	@ Buffalo	1-3 L	25-32-7
65	3/14	@ Carolina	2-1 W	26-32-7
66	3/16	Los Angeles	2-1 W	27-32-7
67	3/18	Dallas	1-3 L	27-33-7
68	3/21	Colorado	0-2 L	27-34-7
69	3/22	@ Phoenix	1-3 L	27-35-7
70	3/24	Los Angeles	3-4 L	27-36-7
71	3/26	@ Los Angeles	5-2 W	28-36-7
72	3/28	@ Dallas	4-1 W	29-36-7
73	3/30	@ St. Louis	2-6 L	29-37-7
74	4/1	@ Pittsburgh	3-2 W	30-37-7
75	4/2	@ Ottawa	3-3 T	30-37-8
76	4/4	@ Toronto	5-3 W	31-37-8
77	4/7	Calgary	6-0 W	32-37-8
78	4/9	Anaheim	4-2 W	33-37-8
79	4/11	Vancouver	1-1 T	33-37-9
80	4/15	@ Calgary	3-3 T	33-37-10
81	4/16	@ Colorado	1-4 L	33-38-10
82	4/18	Calgary	4-1 W	34-38-10

* - OVERTIME

GAME-BY-GAME RESULTS

GA	DATE	OPPONENT	RESULT	RECORD
1	10/5	N.Y. Islanders	2-2 T	0-0-1
2	10/6	@ Los Angeles	7-6 W*	1-0-1
3	10/8	@ Colorado	0-6 L	1-1-1
4	10/10	@ Phoenix	1-4 L	1-2-1
5	10/12	Boston	3-5 L	1-3-1
6	10/16	Florida	3-3 T	1-3-2
7	10/18	@ Anaheim	4-1 W	2-3-2
8	10/20	@ St. Louis	3-2 W	3-3-2
9	10/22	@ Toronto	3-4 L	3-4-2
10	10/24	@ New Jersey	1-3 L	3-5-2
11	10/26	@ NY Islanders	2-2 T	3-5-3
12	10/27	@ Chicago	6-2 W	4-5-3
13	10/30	Calgary	3-1 W	5-5-3
14	11/1	@ Anaheim	3-4 L	5-6-3
15	11/2	Montreal	4-3 W*	6-6-3
16	11/6	Colorado	1-4 L	6-7-3
17	11/8	Dallas	3-1 W	7-7-3
18	11/12	Hartford	3-4 L	7-8-3
19	11/15	@ Detroit	1-5 L	7-9-3
20	11/16	@ Philadelphia	2-2 T	7-9-4
21	11/18	@ Boston	2-4 L	7-10-4
22	11/21	Detroit	1-6 L	7-11-4
23	11/23	Anaheim	0-3 L	7-12-4
24	11/27	Chicago	3-2 W	8-12-4
25	11/29	Edmonton	2-4 L	8-13-4
26	12/1	@ St. Louis	4-3 W	9-13-4
27	12/4	@ Dallas	2-1 W	10-13-4
28	12/7	Tampa Bay	3-4 L	10-14-4
29	12/11	Washington	3-2 W	11-14-4
30	12/13	Pittsburgh	0-4 L	11-15-4
31	12/17	Toronto	3-6 L	11-16-4
32	12/20	@Washington	2-3 L	11-17-4
33	12/21	@Pittsburgh	1-3 L	11-18-4
34	12/23	@Dallas	2-1 W	12-18-4
35	12/26	Vancouver	6-1 W	13-18-4
36	12/28	@Edmonton	3-5 L	13-19-4
**	12/29	@Vancouver	Postponed to 1/20/97	
37	12/31	@Calgary	5-1 W	14-19-4
38	1/2	Philadelphia	1-4 L	14-20-4
39	1/4	Calgary	3-4 L	14-21-4
40	1/7	Buffalo	1-1 T	14-21-5
41	1/9	St. Louis	3-4 L	14-22-5
42	1/11	@Edmonton	2-1 W	15-22-5
43	1/13	Phoenix	5-4 W	16-22-5
44	1/20	@Vancouver	1-6 L	16-23-5
45	1/22	Los Angeles	7-2 W	17-23-5
46	1/24	New Jersey	1-3 L	17-24-5
47	1/27	@Vancouver	2-5 L	17-25-5
48	1/29	@Edmonton	1-3 L	17-26-5
49	1/30	@Calgary	6-3 W	18-26-5
50	2/1	Colorado	2-1 W	19-26-5
51	2/3	Chicago	2-4 L	19-27-5
52	2/5	Los Angeles	3-2 W	20-27-5
53	2/8	@Ottawa	3-3 T	20-27-6
54	2/10	@Montreal	2-4 L	20-28-6
55	2/12	@Detroit	1-7 L	20-29-6
56	2/13	@Chicago	3-7 L	20-30-6
57	2/16	@Buffalo	2-6 L	20-31-6
58	2/18	Dallas	3-1 W	21-31-6
59	2/20	Vancouver	1-6 L	21-31-6
60	2/23	@Tampa Bay	3-4 L	21-32-6
61	2/25	@Florida	2-2 T	21-32-7
62	2/28	@Hartford	3-2 W	22-32-7
63	3/1	@Toronto	2-3 L	22-33-7
64	3/3	@N.Y. Rangers	4-5 L*	22-34-7
65	3/6	Ottawa	2-0 W	23-35-7
66	3/9	N.Y. Rangers	1-2 L	23-36-7
67	3/11	St. Louis	3-4 L	23-37-7
68	3/14	Phoenix	1-4 L	23-38-7
69	3/15	Detroit	4-7 L	23-39-7
70	3/19	@Vancouver	2-4 L	23-40-7
71	3/20	Calgary	2-1 W	24-40-7
72	3/22	@Los Angeles	1-2 L	24-41-7
73	3/24	Edmonton	1-5 L	24-42-7
74	3/26	Toronto	1-2 L	24-43-7
75	3/28	Edmonton	4-3 W	25-43-7
76	4/1	@Phoenix	1-7 L	25-44-7
77	4/2	Anaheim	5-5 T	25-44-8
78	4/4	Colorado	7-6 W*	26-44-8
79	4/7	Vancouver	2-3 L	26-45-8
80	4/9	@Colorado	4-1 W	27-45-8
81	4/11	Anaheim	3-4 L	27-46-8
82	4/12	@Los Angeles	1-4 L	27-47-8

* - OVERTIME

96-97 SEASON REVIEW

SEASON HIGHLIGHTS

- Sharks name **Al Sims** head coach, June 6.
- Sharks **C Bernie Nicholls** plays in his NHL milestone 1,000th game against St. Louis Blues at the Kiel Center in St. Louis, Oct. 20.
- D Todd Gill** named fourth team captain in franchise history, Dec. 3.
- Sharks welcome 17,442 fans to San Jose Arena for the team's 100th consecutive sellout, Dec. 17.
- 47th Annual NHL All-Star Game played at San Jose Arena. Sharks are represented by **RW Owen Nolan** and **LW Tony Granato**, who was selected as the commissioner's special selection for the Western Conference. Granato is named a starter on the Western Conference squad and Nolan puts on a show for the hometown crowd by scoring a hat trick, Jan. 18.
- LW Tony Granato** becomes the first player in franchise history to win a major postseason NHL award. He receives the Bill Masterton Memorial Trophy presented annually by the Professional Hockey Writers' Association to "the National Hockey League player who best exemplifies the qualities of perseverance, sportsmanship and dedication to hockey," June 21.

MAJOR TRANSACTIONS

- Acquired **G Ed Belfour** from Chicago in exchange for **G Chris Terreri**, **RW Ulf Dahlen** and **D Michal Sykora**, Jan. 25, 1997.
- Signed **C Ron Sutter**, Oct. 12, 1996.
- Acquired **D Marty McSorley** from New York Rangers in exchange for **D Jay More**, **C Brian Swanson** and fourth round draft selection in 1998, Aug. 20, 1996.
- Signed free agent **LW Tony Granato**, Aug. 15, 1996.
- Signed free agent **C Bernie Nicholls**, July 30, 1996.
- Signed free agent **G Kelly Hrudey**, July 18, 1996.
- Acquired Chicago's 1996 first round draft selection (21st overall, **LW Marco Sturm**) in exchange for two 1996 second round draft selections, June 22, 1996.
- Acquired **D Al Iafate** from Boston in exchange for **RW Jeff Odgers** and fifth round draft selection in 1996, June 21, 1996.
- Acquired **D Todd Gill** from Toronto in exchange for **C Jamie Baker** and fifth round draft selection in 1996, June 14, 1996.

FINAL PACIFIC DIVISION STANDINGS

	GP	W	L	T	OTL	GF	GA	PTS
COLORADO (1)	82	49	24	9	277	205	107	.652
ANAHEIM (4)	82	36	33	13	245	233	85	.518
EDMONTON (7)	82	36	37	9	252	247	81	.494
VANCOUVER (9)	82	35	40	7	257	273	77	.470
CALGARY (10)	82	32	41	9	214	239	73	.445
LOS ANGELES (12)	82	28	43	11	214	268	67	.409
SAN JOSE (13)	82	27	47	8	211	278	62	.378

FINAL STATISTICS

P	NO	PLAYER	GP	G	A	PTS	PIM
R	11	OWEN NOLAN	72	31	32	63	155
C	39	JEFF FRIESEN	82	28	34	62	75
C	9	BERNIE NICHOLLS	85	12	33	45	63
L	25	VIKTOR KOZLOV	78	16	25	41	40
L	21	TONY GRANATO	76	25	15	40	159
C	8	DARREN TURCOTTE	65	16	21	37	16
L	62	ANDREI NAZAROV	60	12	15	27	222
L	17	*STEPHEN GUOLIA	43	13	8	21	14
D	23	TODD GILL	79	0	21	21	101
R	22	ULF DAHLEN	43	6	8	11	19
D	4	GREG HAWGWOOD	63	6	12	18	69
D	10	MARCUS RAGNARSSON	69	3	14	17	63
D	33	MARTY MCSORLEY	57	4	12	16	186
D	3	DOUG BODGER	81	1	15	16	64
R	42	SHEAN DONOVAN	73	9	6	15	42
D	43	AL IAFRATE	38	6	9	15	91
C	12	RON SUTTER	78	5	7	12	65
L	22	BOB ERREYDIT	36	1	2	3	27
		(SJ)	30	3	6	9	20
		(TOTAL)	66	4	8	12	47
D	44	VLASTMIL KROUPA	35	2	6	8	12
D	40	MIKE RATHJUE	31	0	8	8	21
D	6	MICHAEL SYKORA	35	2	5	7	59
C	16	DODY WOOD	44	3	2	5	193
L	7	VILLE PELTONEN	28	2	3	5	0
R	18	CHRIS TANCILL	25	4	0	4	8
R	19	TIM HUNTER	46	0	4	4	135
L	14	RAY WHITNEY	12	0	2	2	4
R	36	TODD EWEN	51	0	2	2	162
D	5	*JASON WOMER	2	0	1	1	0
C	15	*ALEXIE YEGOROV	2	0	1	1	0
C	28	IAN FRASER	2	0	0	0	2
R	91	*JAN CALOUN	2	0	0	0	0
G	31	WADE FLAHERTY	7	0	0	0	0
D	26	CHRIS LIPUMA	8	0	0	0	22
G	20	ED BELFOUR (CHI)	33	0	0	0	26
		(SJ)	13	0	0	0	8
		(TOTAL)	46	0	0	0	34
G	32	KELLY HRUDEY	48	0	0	0	0
G	30	CHRIS TERRERI	22	0	0	0	0

GOALTENDERS

NO	GOALTENDER	GP	MIN	AVG	W	L	T	SO	GA
30	CHRIS TERRERI	22	1200	2.75	6	10	3	0	55
32	KELLY HRUDEY	48	2831	3.19	16	24	5	0	140
	ED BELFOUR (CHI)	33	1966	2.69	11	15	6	1	89
	(SJ)	13	757	3.41	3	9	0	1	42
	(TOTAL)	46	2723	2.89	14	24	6	1	131
31	WADE FLAHERTY	7	359	5.18	1	2	0	0	31
	S.J. TOTALS	82	4970	3.36	27	47	9	1	278

* - ROOKIE

95-96 SEASON REVIEW

SEASON HIGHLIGHTS

- Sharks are represented by RW **Owen Nolan** at the 1995-96 NHL All-Star Game in Boston, Jan. 20, 1996.
- Rookie C **Alexei Yegorov** becomes the first Sharks player to record a hat trick in the first game which he has ever scored a goal, accomplishing the feat in Calgary, Feb. 20, 1996.
- On the third goal of his hat trick on Feb. 10, C **Alexei Yegorov** also posted the 1,000th goal in Sharks history, assisted by LW **Viktor Kozlov** and RW **Owen Nolan**.
- D **Marcus Ragnarsson** was a leading candidate for the Calder Memorial Trophy, presented annually to the NHL's top rookie.
- Sharks sold out all 41 home games.
- Owner **George Gund** is named a recipient of the prestigious Lester Patrick Trophy, awarded for outstanding service and contributions to hockey in the United States. Gund and the other recipients (Milt Schmidt, Ken Morrow) are honored at a luncheon in New York, May 1, 1996.

MAJOR TRANSACTIONS

- Acquired C **Darren Turcotte** and a second round selection in the 1996 NHL Entry Draft from Winnipeg in exchange for C **Craig Janney**, March 18, 1996.
- Traded RW **Ray Sheppard** to Florida in exchange for a second and fourth round selection in the 1996 NHL Entry Draft, March 18, 1996.
- Named **Jim Wiley** head coach, announced dismissal of Head Coach **Kevin Constantine**, Dec. 2, 1995.
- Acquired D **Doug Bodger** from Buffalo in exchange for LW **Vaclav Varada**, rights to RW **Martin Spahnel**, Philadelphia's fourth round pick in 1996 NHL Entry Draft and one of Philadelphia's two first round selections in the 1996 NHL Entry Draft, Nov. 16, 1995.
- Traded RW **Pat Falloon** to Philadelphia in exchange for one of Philadelphia's two first round selections in 1996 NHL Entry Draft, Philadelphia's fourth round pick in 1996 NHL Entry Draft and rights to RW **Martin Spahnel**, Nov. 16, 1995.
- Acquired RW **Owen Nolan** from Colorado in exchange for D **Sandis Ozolinsh**, Oct. 26, 1995.
- Acquired RW **Ray Sheppard** from Detroit in exchange for C **Igor Larionov**, Oct. 24, 1995.

FINAL PACIFIC DIVISION STANDINGS

	GP	W	L	T	OTL	GF	GA	PTS
COLORADO (2)	82	47	25	10	326	240	104	634
CALGARY (6)	82	34	37	11	241	240	79	482
VANCOUVER (7)	82	32	35	15	278	278	79	482
ANAHEIM (9)	82	35	39	8	234	247	78	476
EDMONTON (10)	82	30	44	8	240	304	68	415
LOS ANGELES (12)	82	24	40	18	256	302	68	402
SAN JOSE (13)	82	20	55	7	252	357	47	287

FINAL STATISTICS

P	NO	PLAYER	GP	G	A	PTS	PIM
R	11	OWEN NOLAN (COL)	9	4	1	8	9
		(SJ)	72	29	32	61	137
		(TOTAL)	81	33	36	69	146
C	29	CRAIG JANNEY	71	13	49	62	26
L	39	JEFF FRIESE	79	15	31	46	42
R	26	RAY SHEPPARD	51	27	19	46	10
C	9	DARREN TURCOTTE (WPG)	59	16	16	32	26
		(SJ)	9	6	5	11	4
		(TOTAL)	68	22	21	43	30
R/L	8	KEVIN MILLER	68	22	20	42	41
L/C	14	RAY WHITNEY	60	17	24	41	16
D	33	*MARCUS RAGNARSSON	71	8	31	39	42
C	13	JAMIE BAKER	77	16	17	33	79
R	22	ULF DAHLEN	59	16	12	28	27
D	3	DOUG BODGER (BUF)	16	0	5	5	18
		(SJ)	57	4	19	23	50
		(TOTAL)	73	4	24	28	68
R	48	*CHRIS TANCILL	45	7	16	23	20
R	12	*SHEAN DONOVAN	74	13	8	21	39
D	38	MICHAEL SYKORA	79	4	16	20	54
D	34	YVES RACINE (MTL)	25	0	3	3	26
		(SJ)	32	1	16	17	28
		(TOTAL)	57	1	19	20	54
L	25	*VIKTOR KOZLOV	62	6	13	19	6
R	36	JEFF ODGERS	78	12	4	16	192
L	23	ANDREI NAZAROV	42	7	7	14	62
L	37	*VILLE PELTONEN	31	2	11	13	14
R	43	*JAN CALDUN	11	8	3	11	0
C	16	*DODY WOOD	32	3	6	9	138
D	4	JAY MOORE	74	2	7	9	147
D	44	VLASTIMIL KROUPA	27	1	7	8	18
D	2	JIM KYTE	57	1	7	8	146
D	40	MIKE RATHUE	27	0	7	7	14
C	46	*ALEXEI YEGOROV	9	3	2	5	2
D	41	TOM PEDERSON	60	1	4	5	40
G	30	CHRIS TERRERI (NJ)	4	0	0	0	0
		(SJ)	46	0	5	5	4
		(TOTAL)	50	0	5	5	4
R	21	DAVE BROWN	37	3	1	4	46
D	8	SANDIS OZOLINSH	7	1	3	4	4
R	17	PAT FALLOON	9	3	0	3	4
C	8	IGOR LARIONOV	4	1	1	2	0
D	28	SERGEI BAUTIN	1	0	0	0	2
G	29	*GEOFF SARJEANT	4	0	0	0	2
G	32	ARTURS IRBE	22	0	0	0	4
G	31	WADE FLAHERTY	24	0	0	0	0

GOALTENDERS

NO	GOALTENDER	GP	MIN	AVG	W	L	T	SO	GA
30	CHRIS TERRERI (SJ)	46	2516	3.70	13	29	1	0	155
	(NJ)	4	210	2.57	3	0	0	0	9
	(TOTAL)	50	2726	3.61	16	29	1	0	164
32	ARTURS IRBE	22	1112	4.59	4	12	4	0	85
31	WADE FLAHERTY	24	1137	4.65	3	12	1	0	92
29	*GEOFF SARJEANT	4	171	4.91	0	2	1	0	140
	S.J. TOTALS	82	4959	4.32	20	95	7	0	357

* - ROOKIE

GAME-BY-GAME RESULTS

GA	DATE	OPPONENT	RESULT	RECORD
1	10/7	CHICAGO	3-4 L	0-1-0
2	10/12	BOSTON	6-6 T	0-1-1
3	10/14	VANCOUVER	6-7 L	0-2-1
4	10/17	@ Toronto	2-7 L	0-3-1
5	10/19	@ Winnipeg	3-3 T	0-3-2
6	10/22	@ Edmonton	1-1 T	0-3-3
7	10/25	WINNIPEG	1-6 L	0-4-3
8	10/28	DALLAS	3-4 L	0-5-3
9	10/30	@ Vancouver	3-4 L	0-6-3
10	10/31	N.Y. RANGERS	3-5 L	0-7-3
11	11/2	NEW JERSEY	3-3 T	0-7-4
12	11/4	ST. LOUIS	7-3 W	1-7-4
13	11/7	@ Hartford	3-7 L	1-8-4
14	11/8	@ Buffalo	2-7 L	1-9-4
15	11/10	PITTSBURGH	1-9 L	1-10-4
16	11/11	DETROIT	2-5 L	1-11-4
17	11/14	N.Y. ISLANDERS	3-5 L	1-12-4
18	11/16	@ St. Louis	1-3 L	1-13-4
19	11/17	@ Dallas	1-2 L	1-14-4
20	11/19	@ Chicago	3-2 W	2-14-4
21	11/21	@ Washington	2-3 L	2-15-4
22	11/22	@ Detroit	2-5 L	2-16-4
23	11/25	VANCOUVER	7-2 W	3-16-4
24	11/29	CALGARY	3-5 L	3-17-4
25	12/1	@ Vancouver	2-7 L	3-18-4
26	12/2	WASHINGTON	5-3 W	4-18-4
27	12/5	@ Colorado	2-12 L	4-19-4
28	12/7	WINNIPEG	5-3 W	5-19-4
29	12/9	EDMONTON	2-4 L	5-20-4
30	12/12	OTTAWA	2-1 W	6-20-4
31	12/14	TORONTO	1-4 L	6-21-4
32	12/16	@ St. Louis	2-3 L	6-22-4
33	12/17	@ Dallas	2-4 L	6-23-4
34	12/19	@ Anaheim	7-4 W	7-23-4
35	12/22	LOS ANGELES	4-3 W	8-23-4
36	12/26	COLORADO	1-5 L	8-24-4
37	12/29	@ Anaheim	2-4 L	8-25-4
38	1/3	PHILADELPHIA	1-3 L	8-26-4
39	1/5	LOS ANGELES	2-5 L	8-27-4
40	1/6	@ Los Angeles	5-7 L	8-28-4
41	1/8	FLORIDA	2-5 L	8-29-4
42	1/10	@ N.Y. Rangers	4-7 L	8-30-4
43	1/11	@ New Jersey	2-1 W	9-30-4
44	1/13	@ Pittsburgh	10-8 W	10-30-4
45	1/16	@ Florida	1-4 L	10-31-4
46	1/17	@ Tampa Bay	4-6 L	10-32-4
47	1/24	@ Detroit	2-4 L	10-33-4
48	1/25	@ Chicago	1-2 L	10-34-4
49	1/27	COLORADO	3-4 L*	10-35-4
50	1/30	HARTFORD	8-2 W	11-35-4
51	2/1	LOS ANGELES	6-6 T	11-35-5
52	2/3	CHICAGO	1-4 L	11-36-5
53	2/5	TORONTO	6-4 W	12-36-5
54	2/10	@ Los Angeles	6-1 W	13-36-5
55	2/12	@ Montreal	0-3 L	13-37-5
56	2/14	@ Toronto	3-4 L	13-38-5
57	2/15	@ Ottawa	2-2 T	13-38-6
58	2/17	@ N.Y. Islanders	2-4 L	13-39-6
59	2/20	@ Calgary	3-5 L	13-40-6
60	2/23	@ Vancouver	1-3 L	13-41-6
61	2/25	@ Anaheim	3-4 L	13-42-6
62	2/26	MONTREAL	7-4 W	14-42-6
63	3/1	TAMPA BAY	3-7 L	14-43-6
64	3/3	CALGARY	1-5 L	14-44-6
65	3/5	@ Colorado	5-3 W	15-44-6
66	3/6	DALLAS	1-2 L	15-45-6
67	3/8	@ Edmonton	2-4 L	15-46-6
68	3/10	BUFFALO	6-4 W	16-46-6
69	3/13	EDMONTON	3-8 L	16-47-6
70	3/15	ST. LOUIS	2-4 L	16-48-6
71	3/17	@ Philadelphia	2-8 L	16-49-6
72	3/18	@ Boston	3-3 T	16-49-7
73	3/20	@ Winnipeg	7-1 W	17-49-7
74	3/22	@ Calgary	2-1 W*	18-49-7
75	3/28	COLORADO	3-8 L	18-50-7
76	3/31	ANAHEIM	2-4 L	18-51-7
77	4/2	DETROIT	6-3 W	19-51-7
78	4/4	EDMONTON	5-3 W	20-51-7
79	4/7	@ Colorado	1-5 L	20-52-7
80	4/7	ANAHEIM	3-5 L	20-53-7
81	4/10	@ Los Angeles	2-6 L	20-54-7
82	4/12	CALGARY	0-6 L	20-55-7

* - OVERTIME

GAME-BY-GAME RESULTS

GA	DATE	OPPONENT	RESULT	RECORD
1	1/20	ST. LOUIS	2-5 L	0-1-0
2	1/21	TORONTO	3-2 W	1-1-0
3	1/25	WINNIPEG	4-0 W	2-1-0
4	1/28	DALLAS	3-2 W	3-1-0
5	1/30	CHICAGO	2-1 W	4-1-0
6	2/2	@ Dallas	2-1 W	5-1-0
7	2/4	@ Winnipeg	3-3 T	5-1-1
8	2/6	@ Toronto	3-7 L	5-2-1
9	2/7	@ Detroit	0-6 L	5-3-1
10	2/10	@ Edmonton	1-5 L	5-4-1
11	2/11	@ Vancouver	1-1 T	5-4-2
12	2/15	VANCOUVER	3-1 W	6-4-2
13	2/17	@ Los Angeles	2-0 W	7-4-2
14	2/18	ANAHEIM	3-6 L	7-5-2
15	2/20	@ Chicago	2-3 L	7-6-2
16	2/22	@ St. Louis	3-4 L	7-7-2
17	2/24	CALGARY	0-3 L	7-8-2
18	2/26	VANCOUVER	1-5 L	7-9-2
19	2/28	@ Vancouver	4-3 W	8-9-2
20	3/2	@ Toronto	4-3 W	9-9-2
21	3/4	@ Winnipeg	2-4 L	9-10-2
22	3/8	EDMONTON	2-5 L	9-11-2
--	3/10	DETROIT	Postponed to	4/5/95
23	3/15	TORONTO	1-2 L	9-12-2
24	3/17	@ Edmonton	3-5 L	9-13-2
25	3/19	@ Calgary	5-3 W	10-13-2
26	3/21	CHICAGO	3-7 L	10-14-2
27	3/23	ANAHEIM	3-6 L	10-15-2
28	3/25	@ Los Angeles	3-1 W	11-15-2
29	3/26	LOS ANGELES	3-7 L	11-16-2
30	3/28	WINNIPEG	6-5 W*	12-16-2
31	3/31	@ St. Louis	1-4 L	12-17-2
32	4/2	@ Anaheim	4-5 L	12-18-2
33	4/5	DETROIT	3-5 L	12-19-2
34	4/7	EDMONTON	5-0 W	13-19-2
35	4/9	@ Edmonton	5-2 W	14-19-2
36	4/10	@ Calgary	3-8 L	14-20-2
37	4/12	@ Chicago	3-2 W	15-20-2
38	4/13	@ Detroit	0-3 L	15-21-2
39	4/16	LOS ANGELES	2-0 W	16-21-2
40	4/17	@ Anaheim	0-3 L	16-22-2
41	4/19	@ Dallas	5-5 T	16-23-3
42	4/23	DETROIT	1-5 L	16-23-3
43	4/25	CALGARY	2-3 L	16-24-3
44	4/26	@ Anaheim	5-2 W	17-24-3
45	4/28	LOS ANGELES	4-0 W	18-24-3
46	4/30	ST. LOUIS	3-4 L	18-25-3
47	5/1	DALLAS	3-1 W	19-25-3
48	5/3	VANCOUVER	3-3 T	19-25-4

* - OVERTIME

94-95 SEASON REVIEW

SEASON HIGHLIGHTS

- NHL season postponed from October 1994-January 1995 due to labor strife.
- Sharks qualify for playoffs as seventh seed in Conference and advance to Western Conference Semifinals for the second consecutive season after stunning Calgary in a dramatic double overtime Game 7 thriller.
- Game on March 10 vs. Detroit postponed until April 5 due to flooding near San Jose Arena.

MAJOR TRANSACTIONS

- Acquired a 1995 sixth round selection in exchange for LW **Gaetan Duchesne**, April 7, 1995.
- Acquired Kevin Miller from St. Louis in exchange for C **Todd Elik**, March 30, 1995.
- Acquired C **Craig Janney** and other considerations from St. Louis in exchange for D **Jeff Norton**, a fourth round selection in 1997 and future considerations, March 6, 1995.
- Acquired a 1998 fifth round selection and future considerations from Florida in exchange for LW **Johan Garpenlov**, March 3, 1995.
- Acquired a 1995 fifth round selection from Detroit in exchange for LW **Bob Errey**, Feb. 27, 1995.
- Acquired a 1997 fourth round selection from Chicago in exchange for G **Jimmy Waite**, Feb. 6, 1995.

FINAL PACIFIC DIVISION STANDINGS

	GP	W	L	T	OTL	GF	GA	PTS
CALGARY (3)	48	24	17	7	163	135	55	.573
VANCOUVER (6)	48	18	18	12	153	148	48	.500
SAN JOSE (7)	48	19	25	4	129	161	42	.438
LOS ANGELES (9)	48	16	23	9	142	174	41	.427
EDMONTON (11)	48	17	27	4	136	183	38	.396
ANAHEIM (12)	48	16	27	5	125	164	37	.385

FINAL STATISTICS

P	NO	PLAYER	GP	G	A	PTS	PIM
R	22	ULF DAHLEN	46	11	23	34	11
C	15	CRAIG JANNEY (STL) (S.J.)	8	2	5	7	0
		(TOTAL)	27	5	15	20	10
			35	7	20	27	10
L	39	*JEFF FRIESEN	48	15	10	25	14
C	14	RAY WHITNEY	39	13	12	25	14
D	6	SANDIS OZOLINSH	48	9	16	25	30
R	24	SERGEI MAKAROV	43	10	14	24	40
C	7	IGOR LARIONOV	33	4	20	24	14
R	8	KEVIN MILLER (STL) (S.J.)	15	2	5	7	0
		(TOTAL)	21	6	7	13	13
			36	8	12	20	13
R	17	PAT FALLOON	46	12	7	19	25
C	27	TODD ELIK	22	7	10	17	18
D	41	TOM PEDERSON	47	5	11	16	31
R	18	CHRIS TANCILL	26	3	11	14	10
C	13	JAMIE BAKER	43	7	4	11	22
D	8	JEFF NORTON	20	1	9	10	39
D	40	MIKE RATHJE	42	2	7	9	29
L	11	GAETAN DUCHESNE	33	2	7	9	16
L	23	*ANDREI NAZAROV	26	3	5	8	94
R	36	JEFF ODGERS	48	4	3	7	117
D	2	JIM KYTE	18	2	5	7	33
D	4	JAY MORE	45	0	6	6	71
D	3	ILYA BYAKIN	13	0	5	5	14
D	38	*MICHAL SYKORA	16	0	4	4	10
L	12	BOB ERREY	13	2	2	4	27
C	9	V. BUTSAYEV	6	2	0	2	0
L	47	*VIKTOR KOZLOV	16	2	0	2	2
C	16	*DODDY WOOD	9	1	1	2	29
D	26	VLASTIMIL KROUPA	14	0	2	2	16
D	44	SHAWN CRONIN	29	0	2	2	61
L	10	JOHAN GARPENLOV	13	1	1	2	2
G	31	WADE FLAHERTY	18	0	1	1	0
R	42	*SHEAN DONOVAN	14	0	0	0	6
G	32	ARTURS IRBE	38	0	0	0	4

GOALTENDERS

NO	GOALTENDER	GP	MINS	AVG	W	L	T	SO	GA
31	WADE FLAHERTY	18	852	3.10	5	6	1	1	44
32	ARTURS IRBE	38	2043	3.26	14	19	3	4	111
	S.J. TOTALS	48	2904	3.33	19	25	4	5	161

* - ROOKIE

RECORD BOOK

93-94 SEASON REVIEW

SEASON HIGHLIGHTS

- Sharks finish 33-35-16 (82 points) and make first playoff appearance in club history. This marks the greatest single-season turnaround in NHL history—58 points better than 1992-93's output of 24 points (11-71-2).
- G Arturs Irbe and D Sandis Ozolinsh both participate in NHL All-Star Game in New York.
- Team records all-time best 9-game unbeaten streak (7-0-2).
- Rookie Head Coach **Kevin Constantine** finishes second in voting for Jack Adams Award (NHL Coach of the Year).
- Irbe sets NHL record for most minutes played in a season (4,412).
- Team upsets first-seed Detroit in opening round of Stanley Cup Playoffs before falling to Toronto in 7 games.
- RW **Sergei Makarov** becomes the first 30-goal scorer in franchise history.

MAJOR TRANSACTIONS

- Acquired **D Jeff Norton** from N.Y. Islanders in exchange for 1994 a third round draft pick, June 20, 1993.
- Acquired **LW Gaetan Duchesne** from Dallas in exchange for 1994 a sixth round draft pick, June 20, 1993.
- Acquired **RW Ulf Dahlen** from Dallas in exchange for **D Doug Zmolek** and **D Mike Lalor**, March 19, 1994.
- Acquired **C Todd Elik** off waivers from Edmonton, Oct. 26, 1993.
- Signed free agents **C Jamie Baker** on Aug. 18, 1993 and **LW Bob Errey**, Aug. 17, 1993.

FINAL PACIFIC DIVISION STANDINGS

	GP	W	L	T	OTL	GF	GA	PTS
CALGARY (4)	84	42	29	13	302	256	97	577
VANCOUVER (7)	84	41	40	3	279	276	85	506
SAN JOSE (8)	84	33	35	16	252	265	82	488
ANAHEIM (9)	84	33	46	5	225	251	71	423
LOS ANGELES (10)	84	27	45	12	294	322	66	333
EDMONTON (11)	84	25	45	14	261	305	64	381

FINAL STATISTICS

P	NO	PLAYER	GP	G	A	PTS	PIM
R	22	ULF DAHLEN (DAL)	65	19	38	57	10
		(SJ)	13	6	6	12	0
		(TOTAL)	78	25	44	69	10
R	24	SERGEI MAKAROV	80	30	38	68	78
C	27	TODD ELIK (EDM)	4	0	0	0	6
		(SJ)	75	25	41	66	89
		(TOTAL)	79	25	41	66	95
D	6	SANDIS OZOLINSH	81	26	38	64	24
C	7	IGOR LARIONOV	60	18	38	56	40
R	17	PAT FALLON	83	22	31	53	18
L	10	JOHAN GARPENLOV	80	18	35	53	28
L	14	JAY WHITNEY	61	14	26	40	14
D	8	REFF NORTON	64	7	33	40	36
R	37	ROB GAUDREAU	84	15	20	35	28
L	12	BOB ERREY	64	12	18	30	126
L	11	GAEAN DUCHESNE	84	12	18	30	28
D	41	TOM PEDERSON	74	6	19	25	31
C	9	V. BUTSAYEV (PHI)	47	12	9	21	58
		(SJ)	12	0	2	2	10
		(TOTAL)	59	12	11	23	68
R	36	JEFF ODGERS	81	13	8	21	222
C	13	JAMIE BAKER	65	12	5	17	38
D	40	*MIKE RATHJE	47	1	9	10	59
C	33	DALE CRAIGWELL	58	3	6	9	16
D	4	JAY MORE	49	1	6	7	63
D	38	*MICHAL SYKORA	22	1	4	5	14
L	50	JAROSLAV OTEVREL	9	3	2	5	2
C	47	MIKE SULLIVAN	26	2	2	4	4
D	19	DOUG ZMOLEK	68	0	4	4	122
C	20	KIP MILLER	11	2	2	4	6
D	26	*VLASTIMIL KROUPA	27	1	3	4	20
D	2	ROB ZETTLER	42	0	3	3	65
D	44	SHAWN CRONIN	34	0	2	2	76
D	32	ARTURS IRBE	74	0	2	2	76
D	5	MIKE LALOR	23	0	2	2	8
C	43	JEFF MCLEAN	6	1	0	1	0
C	9	GARY EMMONS	3	1	0	1	0
C	27	DAVE CAPUANO	4	0	1	1	0
L	23	*ANDRII NAZAROV	1	0	0	0	0
L	25	DAVE MALEY	19	0	0	0	30
R	15	DAVID BRUCE	2	0	0	0	0
G	29	JIM WAITE	15	0	0	0	6

GOALTENDERS

NO	GOALTENDER	GP	MINS	AVG	W	L	T	SO	GA
32	ARTURS IRBE	74	4412	2.84	30	28	16	3	209
29	JIM WAITE	15	697	4.30	3	7	0	0	50
	S.J. TOTALS	84	5125	3.10	33	35	16	3	265

* - ROOKIE

GAME-BY-GAME RESULTS

GA	DATE	OPPONENT	RESULT	RECORD
1	10/06	@ Edmonton	2-3 L	0-1-0
2	10/07	@ Calgary	2-6 L	0-2-0
3	10/10	@ Los Angeles	2-5 L	0-3-0
4	10/14	CALGARY	1-2 L	0-4-0
5	10/16	BOSTON	1-1 T	0-4-1
6	10/19	ST. LOUIS	1-4 L	0-5-1
7	10/21	St. Louis (@ Sac.)	2-5 L	0-6-1
8	10/23	VANCOUVER	4-6 L	0-7-1
9	10/24	@ Vancouver	2-3 L	0-8-1
10	10/26	EDMONTON	3-1 W	1-8-1
11	10/28	ANAHEIM	4-3 W	2-8-1
12	10/30	WASHINGTON	2-4 L	2-9-1
13	10/31	@ Anaheim	2-1 W*	3-9-1
14	11/2	PITTSBURGH	3-3 T	3-9-2
15	11/5	DALLAS	4-2 W	4-9-2
16	11/7	NEW JERSEY	1-2 L	4-10-2
17	11/9	TORONTO	2-2 T	4-10-3
18	11/11	@ Dallas	0-4 L	4-11-3
19	11/13	@ New Jersey	4-2 W	5-11-3
20	11/14	@ N.Y. Rangers	3-3 T	5-11-4
21	11/16	@ Washington	2-1 W	6-11-4
22	11/18	@ Boston	1-3 L	6-12-4
23	11/20	@ Hartford	3-2 W	7-12-4
24	11/21	@ Buffalo	5-6 L	7-13-4
25	11/23	DETROIT	6-4 W	8-13-4
26	11/26	@ Anaheim	4-3 W	9-13-4
27	11/27	ANAHEIM	1-0 W	10-13-4
28	12/3	WINNIPEG	3-3 T	10-13-5
29	12/5	FLORIDA	2-1 W	11-13-5
30	12/7	TAMPA BAY	1-3 L	11-14-5
31	12/11	@ Detroit	3-5 L	11-14-5
32	12/12	@ Chicago	1-2 L	11-16-5
33	12/15	ST. LOUIS	1-3 L	11-17-5
34	12/17	@ Edmonton	2-4 L	11-18-5
35	12/19	@ Quebec	5-7 L	11-19-5
36	12/22	@ Toronto	2-2 T	11-19-6
37	12/23	@ Chicago	3-5 L	11-20-6
38	12/28	CALGARY	3-3 T	11-20-7
39	12/31	@ Vancouver	3-2 W	12-20-7
40	1/2/94	@ Edmonton	4-4 T	12-20-8
41	1/4	MONTREAL	2-2 T	12-20-9
42	1/6	DETROIT	3-10 L	12-21-9
43	1/11	LOS ANGELES	2-2 T	12-21-10
44	1/12	@ Anaheim	5-2 W	13-21-10
45	1/15	HARTFORD	8-2 W	14-21-10
46	1/17	CALGARY	3-2 W	15-21-10
47	1/25	N.Y. RANGERS	3-8 L	15-22-10
48	1/28	@ Florida	3-1 L	15-22-11
49	1/29	@ Tampa Bay	2-1 W	16-22-11
50	2/1	@ N.Y. Islanders	4-5 L	16-23-11
51	2/3	@ Philadelphia	3-2 W*	17-23-11
52	2/5	@ St. Louis	3-4 L	17-24-11
53	2/6	@ Dallas	7-1 W	18-24-11
54	2/8	Chicago (@ Sac.)	4-3 W	19-24-11
55	2/11	CHICAGO	4-3 W	20-24-11
56	2/13	CHICAGO	1-0 W	21-24-11
57	2/15	PHILADELPHIA	4-6 L	21-25-11
58	2/17	QUEBEC	2-8 L	21-26-11
59	2/19	LOS ANGELES	4-3 W	22-26-11
60	2/21	DALLAS	3-6 L	22-27-11
61	2/23	@ Montreal	1-3 L	22-28-11
62	2/24	@ Ottawa	4-6 L	22-29-11
63	2/26	@ Detroit	0-2 L	22-30-11
64	2/28	@ Winnipeg	3-3 T	22-30-12
65	3/3	EDMONTON	4-2 W	23-30-12
66	3/6	ANAHEIM	6-0 W	24-30-12
67	3/8	BUFFALO	4-4 T	24-30-13
68	3/10	N.Y. ISLANDERS	4-3 W	25-30-13
69	3/12	@ Calgary	0-2 L	25-31-13
70	3/17	OTTAWA	1-2 L	25-32-13
71	3/19	@ Los Angeles	1-2 L	25-33-13
72	3/20	LOS ANGELES	6-6 T	25-33-14
73	3/22	@ Pittsburgh	2-2 T	25-33-15
74	3/24	@ Toronto	2-1 W	26-33-15
75	3/25	@ Winnipeg	8-3 W	27-33-15
76	3/27	@ St. Louis	4-3 W	28-33-15
77	3/29	WINNIPEG	9-4 W	29-33-15
78	3/31	TORONTO	5-3 W	30-33-15
79	4/2	VANCOUVER	7-4 W	31-33-15
80	4/5	@ Los Angeles	2-1 W	32-33-15
81	4/7	@ Vancouver	2-3 L	32-34-15
82	4/8	@ Calgary	2-5 L	32-35-15
83	4/10	VANCOUVER	3-1 W	33-35-15
84	4/13	EDMONTON	2-2 T	33-35-16

* - OVERTIME

GAME-BY-GAME RESULTS

GA	DATE	OPPONENT	RESULT	RECORD
1	10/8	WINNIPEG	4-3 W*	1-0-0
2	10/10	DETROIT	3-6 L	1-1-0
3	10/12	@ Los Angeles	1-2 L	1-2-0
4	10/15	BOSTON	2-8 L	1-3-0
5	10/17	CALGARY	2-6 L	1-4-0
6	10/21	@ Montreal	4-8 L	1-5-0
7	10/23	@ Buffalo	4-5 L	1-6-0
8	10/24	@ Toronto	1-5 L	1-7-0
9	10/26	@ St. Louis	1-4 L	1-8-0
10	10/28	@ Detroit	3-4 L	1-9-0
11	10/30	@ Tampa Bay	2-1 W	2-9-0
12	11/1	@ Chicago	4-4 T	2-9-1
13	11/5	BUFFALO	7-5 W	3-9-1
14	11/7	NEW JERSEY	1-6 L	3-10-1
15	11/8	LOS ANGELES	4-11 L	3-11-1
16	11/10	@ Vancouver	2-6 L	3-12-1
17	11/12	EDMONTON	3-4 L	3-13-1
18	11/14	VANCOUVER	2-5 L	3-14-1
19	11/17	LOS ANGELES	6-0 W	4-14-1
20	11/19	TORONTO	0-2 L	4-15-1
21	11/21	CHICAGO	1-2 L	4-16-1
22	11/25	@ Calgary	4-3 W	5-16-1
23	11/27	@ Winnipeg	2-3 L*	5-17-1
24	11/28	@ Minnesota	3-10 L	5-18-1
25	12/1	EDMONTON	1-3 L	5-19-1
26	12/3	HARTFORD	5-7 L	5-20-1
27	12/5	PITTSBURGH	4-9 L	5-21-1
28	12/9	@ Vancouver	3-8 L	5-22-1
29	12/10	ST. LOUIS	2-3 L	5-23-1
30	12/12	QUEBEC	7-8 L*	5-24-1
31	12/16	TAMPA BAY	4-5 L*	5-25-1
32	12/18	@ Vancouver	1-8 L	5-26-1
33	12/19	VANCOUVER	3-6 L	5-27-1
34	12/21	@ Winnipeg	4-5 L	5-28-1
35	12/23	@ Edmonton	2-4 L	5-29-1
36	12/26	LOS ANGELES	7-2 W	6-29-1
37	12/29	@ Philadelphia	5-7 L	6-30-1
38	12/30	PHILADELPHIA	2-6 L	6-31-1
39	1/2	VANCOUVER	2-2 T	6-31-2
40	1/4	Montreal (@Sac.)	1-4 L	6-32-2
41	1/5	MONTREAL	1-2 L	6-33-2
42	1/8	@ Toronto	1-5 L	6-34-2
43	1/10	@ Ottawa	2-3 L	6-35-2
44	1/12	@ Winnipeg	1-4 L	6-36-2
45	1/15	@ Detroit	3-6 L	6-37-2
46	1/16	@ Quebec	1-4 L	6-38-2
47	1/18	@ Boston	3-4 L	6-39-2
48	1/21	@ Hartford	2-4 L	6-40-2
49	1/23	@ Tampa Bay	1-5 L	6-41-2
50	1/26	@ Los Angeles	1-7 L	6-42-2
51	1/29	CHICAGO	2-4 L	6-43-2
52	1/30	CALGARY	4-5 L	6-44-2
53	2/1	TAMPA BAY	4-5 L	6-45-2
54	2/3	MINNESOTA	3-4 L	6-46-2
55	2/10	@ Calgary	1-13 L	6-47-2
56	2/12	@ Edmonton	0-6 L	6-48-2
57	2/14	@ Winnipeg	3-2 W	7-48-2
58	2/16	WASHINGTON	3-4 L	7-49-2
59	2/18	WINNIPEG	5-3 W	8-49-2
60	2/20	N.Y. RANGERS	4-6 L	8-50-2
61	2/22	NYR (@Sac.)	0-4 L	8-51-2
62	2/23	CALGARY	3-6 L	8-52-2
63	2/25	TORONTO	0-5 L	8-53-2
64	2/27	@ CALGARY	4-5 L	8-54-2
65	2/28	@ EDMONTON	1-4 L	8-55-2
66	3/2	OTTAWA	3-2 W	9-55-2
67	3/7	EDMONTON	6-3 W	10-55-2
68	3/9	@ Minnesota	2-4 L	10-56-2
69	3/11	@ St. Louis	2-5 L	10-57-2
70	3/14	DETROIT	1-4 L	10-58-2
71	3/16	N.Y. ISLANDERS	0-6 L	10-59-2
72	3/19	@ N.Y. Rangers	1-8 L	10-60-2
73	3/21	@ Washington	3-5 L	10-61-2
74	3/23	@ Pittsburgh	2-7 L	10-62-2
75	3/25	@ Philadelphia	2-5 L	10-63-2
76	3/27	@ N.Y. Islanders	3-7 L	10-64-2
77	3/29	@ New Jersey	0-5 L	10-65-2
78	4/1	WINNIPEG	5-9 L*	10-66-2
79	4/3	CALGARY	2-3 L*	10-67-2
80	4/4	CALGARY	3-4 L	10-68-2
81	4/6	EDMONTON	5-2 W	11-68-2
82	4/8	@ Los Angeles	1-2 L	11-69-2
83	4/10	LOS ANGELES	2-3 L*	11-70-2
84	4/15	@ Calgary	3-7 L	11-71-2

* - OVERTIME

92-93 SEASON REVIEW

SEASON HIGHLIGHTS

- G Arturs Irbe records first shutout in team history, blanking Los Angeles, 6-0, at the Cow Palace on Nov. 17.
- RW Rob Gaudreau scores 19 points (14-5=19) from Dec. 3-29 and is named NHL's December Rookie of the Month — the Sharks first league-wide award.
- RW Rob Gaudreau scores first hat trick in Sharks history on Dec. 3 vs. Hartford.
- C Kelly Kisio represents San Jose at the NHL All-Star Game in Montreal, posting 1 goal and 1 assist for the Campbell Conference team.
- Sharks tie NHL record for most consecutive losses, losing 17 in a row from Jan. 4 through Feb. 12.
- Sharks play last regular season game at the Cow Palace on April 10 vs. Los Angeles before moving to San Jose Arena for 1993-94.
- Sharks finish season with 11-71-2 record, establishing NHL record for most losses in single season.

MAJOR TRANSACTIONS

- Acquired LW Michel Picard from Hartford in exchange for future considerations, Oct. 9, 1992.
- Traded LW Yvon Corriveau to Hartford in exchange for future considerations originally acquired in Oct. 9, 1992 deal with Whalers (LW Michel Picard), Jan. 21, 1993.
- Acquired LW Yvon Corriveau from Washington and C Igor Larionov from Vancouver in NHL Waiver Draft, Oct. 4, 1992.

FINAL SMYTHE DIVISION STANDINGS

	GP	W	L	T	GF	GA	PTS	PCTG
VANCOUVER	84	46	29	9	346	278	101	.601
CALGARY	84	43	30	11	322	282	97	.577
LOS ANGELES	84	39	35	10	338	340	88	.524
WINNIPEG	84	40	37	7	322	320	87	.518
EDMONTON	84	26	50	8	242	337	60	.357
SAN JOSE	84	11	71	2	218	414	24	.143

FINAL STATISTICS

P	NO	PLAYER	GP	G	A	PTS	PIM
C	11	KELLY KISIO	78	26	52	78	90
L	10	JOHAN GARPENLOV	79	22	44	66	56
R	37	*ROB GAUDREAU	59	23	20	43	18
C	12	DEAN EVASON	84	12	19	31	132
R	17	PAT FALLON	41	14	11	12	12
R	36	JEFF ODGERS	66	12	15	27	253
D	6	*SANDIS OZOLINS	37	7	16	23	40
R	39	*ED COURTENAY	39	7	13	20	10
D	41	*TOM PEDERSON	44	7	13	20	31
D	24	DOUG WILSON	42	3	17	20	40
L	18	MARK PEDERSON	(PHI)	14	3	4	7
		(SJI)	27	7	3	10	22
		(TOTAL)	41	10	7	17	28
L	20	JOHN CARTER	55	7	9	16	81
D	19	*DOUG ZMOLEK	84	5	10	15	229
C	47	MIKE SULLIVAN	81	6	8	14	30
D	3	DAVID WILLIAMS	40	4	11	12	49
D	4	JAY MORE	73	5	6	11	179
C	14	*RAY WHITNEY	26	4	6	10	4
C	9	BRIAN LAWTON	21	2	8	10	12
L	11	YVON CORRIVEAU	20	3	7	10	0
L	14	DAVE SNIJGERUD	25	4	5	9	14
L	25	DAVID MALEY	(EDM)	13	1	1	2
		(SJI)	43	1	6	7	126
		(TOTAL)	56	2	7	9	155
C	27	HUBIE MCDONOUGH	30	6	2	8	6
D	21	PETER AHOLA	(LA)	8	1	1	2
		(PIT)	22	0	1	1	14
		(SJI)	20	2	3	5	16
		(TOTAL)	50	3	5	8	36
L	8	LARRY DEPALMA	20	2	6	8	41
D	5	NEIL WILKINSON	59	1	7	8	96
C	26	PETRI SKIRKO	17	4	3	7	6
C	16	PERRY BERZAN	28	3	4	7	26
L	28	*J-FRANCOIS QUINTIN	14	2	5	7	4
D	2	ROB ZETTLER	80	0	7	7	150
R	26	ROBIN BAWIA	42	5	0	5	47
R	22	LYNDON BYERS	18	4	1	5	122
L	15	DAVID BRUCE	17	2	3	5	33
L	44	MICHEL PICARD	25	4	0	4	24
C	33	DALE CRAIGWELL	8	3	1	4	4
C	9	JON MORRIS	(NJ)	2	0	0	0
		(SJI)	13	0	3	3	6
		(TOTAL)	15	0	3	3	6
C	45	*DODDY WOOD	13	1	1	2	71
L	42	*JAROSLAV OTVREL	7	0	2	2	0
D	29	DEAN KOLSTAD	10	0	2	2	12
C	40	*MARK BEAUFANT	5	1	0	1	0
D	45	*CLAUDIO SCREMINI	4	0	1	1	4
D	38	PAT MACLEOD	13	0	1	1	10
G	1	BRIAN HAYWARD	18	0	0	1	2
G	30	JEFF HACKETT	36	0	1	1	4
G	31	*WADE FLAHERTY	1	0	0	0	0
R	7	MIKHAIL KRAVETS	1	0	0	0	0
G	32	*ARTURS IRBE	36	0	0	0	10

GOALTENDERS

NO	GOALTENDER	GP	MIN	AVG	W	L	T	SO	GA
32	*ARTURS IRBE	1	60	5.00	0	1	0	1	142
31	*WADE FLAHERTY	1	60	5.00	0	1	0	0	5
30	JEFF HACKETT	36	2000	5.28	2	30	1	0	176
1	BRIAN HAYWARD	18	930	5.55	2	14	1	0	86
	S.J. TOTALS	84	5077	4.99	11	71	2	1	414

* - ROOKIE

91-92 SEASON REVIEW

SEASON HIGHLIGHTS

- Sharks record first-ever franchise victory with 4-3 win vs. Calgary on Oct. 8; **C Kelly Kisio** scores game-winner.
- Sharks record first road victory Nov. 30 with 2-1 win at Calgary.
- D Doug Wilson** becomes first Sharks player to represent San Jose in an NHL All-Star Game on Jan. 18.
- Sharks inaugural season interrupted from April 1-11 by first league-wide players strike in NHL history.
- The Kansas City Blades, the Sharks International Hockey League development affiliate, capture the Turner Cup (symbolic of IHL Championship) after turning in professional hockey's best record in 1991-92 (56-22-4).

MAJOR TRANSACTIONS

- Acquired **D Doug Wilson** from Chicago in exchange for **D Kerry Toporowski** and a second round selection in 1992 NHL Entry Draft, Sept. 6, 1991.
- Acquired **C Dean Evason** from Hartford in exchange for **D Dan Keczmer**, Oct. 2, 1991.
- Acquired **LW Johan Garpenlov** from Detroit in exchange for **D Bob McGill** and 8th round selection in 1992 NHL Entry Draft (acquired earlier from Vancouver), March 10, 1992.

FINAL SMYTHE DIVISION STANDINGS

	GP	W	L	T	GF	GA	PTS	PCTG
VANCOUVER	80	42	26	12	285	250	96	.600
LOS ANGELES	80	35	31	14	287	296	84	.525
EDMONTON	80	36	34	10	295	297	82	.513
WINNIPEG	80	33	32	15	251	244	81	.506
CALGARY	80	31	37	12	296	305	74	.463
SAN JOSE	80	17	58	5	219	359	39	.244

FINAL STATISTICS

P	NO	PLAYER	GP	G	A	PTS	PIM
R	17	*PAT FALLON	79	25	34	59	16
L	19	BRIAN MULLEN	72	18	28	46	66
L	15	DAVID BRUCE	60	22	16	38	46
C	9	BRIAN LAWTON	59	15	22	37	42
C	11	KELLY KISIO	48	11	26	37	54
C	24	DOUG WILSON	44	9	19	28	26
D	3	*DAVID WILLIAMS	56	3	25	28	40
C	8	DEAN EVASON	74	11	15	26	99
R	7	WAYNE PRESLEY	47	8	14	22	76
C	16	PERRY BERZAN	66	12	17	19	30
C	47	*MIKE SULLIVAN	64	8	7	15	15
D	5	NEL WILKINSON	60	4	15	19	107
L	18	DAVE SNUGERUD (BUF)	55	3	15	18	36
		(SJ)	11	0	1	1	4
		(TOTAL)	66	3	16	19	40
D	4	*JAY MORE	46	4	13	17	85
L	14	STEVE BOZEK	58	8	16	27	27
C	33	*DALE CRAIGWELL	32	5	11	16	8
D	38	*PAT MACLEOD	37	5	11	16	4
L	22	PAUL FENTON	60	11	4	15	33
D	6	KEN HAMMOND	46	5	10	15	82
C	10	JOHN HRKAC	22	1	10	12	4
L	10	TOMMY GARPENLOV (DET)	16	1	1	2	4
		(SJ)	12	5	6	11	4
		(TOTAL)	28	6	7	13	8
D	23	*LINK GAETZ	48	6	6	12	326
L	27	PERRY ANDERSON	48	4	8	12	143
R	36	*JEFF ODGERS	61	7	4	11	217
D	2	RON ZETTLER	74	1	9	8	89
L	37	DON BARBER (WPG)	11	0	3	3	4
		(QUE)	2	0	0	0	0
		(SJ)	12	1	3	4	2
		(TOTAL)	25	1	6	7	6
L	28	*J.F. QUININ	8	3	3	3	0
D	25	BOB MCGILL	62	3	1	4	70
C	43	*RAY WHITNEY	2	0	3	3	0
L	21	CRAIG COXE	10	2	0	2	19
D	13	*RICK LESSARD	8	0	2	2	16
G	30	JEFF HACKETT	42	0	2	2	8
L	22	MIKE MCHUGH	8	1	0	1	14
C	16	MARK PAVELICH	2	0	1	1	4
L	44	KEVIN EVANS	5	0	1	1	25
G	32	*ARTURS IRBE	13	0	1	1	0
D	34	*MICHAEL COLMAN	15	0	1	1	32
G	35	JARMO MYLLYS	27	0	1	1	2
R	26	*PETER LAPPIN	1	0	0	0	0
R	40	MICHAEL KRAVETS	1	0	0	0	0
G	31	*WADE FLAHERTY	3	0	0	0	0
L	20	JOHN CARTER	4	0	0	0	0
R	39	*ED COURTNEY	5	0	0	0	0
D	45	BRIAN HAYWARD	7	0	0	0	14
G	1	*CLAUDIO SCREMIN	13	0	0	0	25

GOALTENDERS

NO	GOALTENDER	GP	MIN	AVG	W	L	T	SO	GA
30	JEFF HACKETT	42	2214	3.84	11	27	1	0	148
31	*WADE FLAHERTY	3	178	4.38	0	3	0	0	13
32	*ARTURS IRBE	13	645	4.47	2	6	3	0	48
1	BRIAN HAYWARD	7	305	4.92	1	4	0	0	25
35	JARMO MYLLYS	27	1374	5.02	3	18	1	0	115
	S.J. TOTALS	80	4829	4.46	17	58	5	0	359

* - ROOKIE

GAME-BY-GAME RESULTS

GA	DATE	OPPONENT	RESULT	RECORD
1	10/4	@Vancouver	3-4 L	0-1-0
2	10/5	VANCOUVER	2-5 L	0-2-0
3	10/8	CALGARY	4-3 W	1-2-0
4	10/10	WINNIPEG	4-5 L	1-3-0
5	10/12	@St. Louis	3-6 L	1-4-0
6	10/13	@Chicago	3-7 L	1-5-0
7	10/16	@Los Angeles	5-8 L	1-6-0
8	10/17	MINNESOTA	2-8 L	1-7-0
9	10/19	BOSTON	1-4 L	1-8-0
10	10/23	@Hartford	0-3 L	1-9-0
11	10/25	@Buffalo	1-3 L	1-10-0
12	10/26	@New Jersey	0-9 L	1-11-0
13	10/29	@N.Y. Islanders	4-8 L	1-12-0
14	10/31	@Philadelphia	2-5 L	1-13-0
15	11/2	@Quebec	3-6 L	1-14-0
16	11/4	@Toronto	1-4 L	1-15-0
17	11/8	EDMONTON	6-2 W	2-15-0
18	11/9	N.Y. ISLANDERS	4-3 W	3-15-0
19	11/12	BUFFALO	1-7 L	3-16-0
20	11/14	DETROIT	3-3 T	3-16-1
21	11/16	@Vancouver	0-1 L	3-17-1
22	11/19	LOS ANGELES	2-3 L*	3-18-1
23	11/22	TORONTO	1-3 L	3-19-1
24	11/23	@Los Angeles	4-6 L	3-20-1
25	11/26	VANCOUVER	4-1 W	4-20-1
26	11/29	@Edmonton	4-4 T	4-20-2
27	11/30	@Calgary	2-1 W	5-20-2
28	12/3	LOS ANGELES	3-2 W*	6-20-2
29	12/5	PITTSBURGH	0-8 L	6-21-2
30	12/8	@Edmonton	1-3 L	6-22-2
31	12/10	WINNIPEG	3-3 T	6-22-3
32	12/12	EDMONTON	6-3 W	7-22-3
33	12/14	MINNESOTA	2-3 L	7-23-3
34	12/16	@ N.Y. Rangers	3-4 L*	7-24-3
35	12/17	@ Pittsburgh	2-10 L	7-25-3
36	12/19	@ St. Louis	0-4 L	7-26-3
37	12/21	QUEBEC	4-1 W	8-26-3
38	12/26	@Los Angeles	3-5 L	8-27-3
39	12/28	VANCOUVER	2-3 L	8-28-3
40	1/3	PHILADELPHIA	3-1 W	9-28-3
41	1/4	MONTREAL	0-1 L*	9-29-3
42	1/7	@Vancouver	1-4 L	9-30-3
43	1/8	@Calgary	3-10 L	9-31-3
44	1/11	@Minnesota	4-7 L	9-32-3
45	1/12	@Winnipeg	4-3 W	10-32-3
46	1/14	@Los Angeles	3-3 T	10-32-4
47	1/21	@Edmonton	2-9 L	10-33-4
48	1/24	CALGARY	2-3 L	10-34-4
49	1/25	EDMONTON	5-2 W	11-34-4
50	1/28	N.Y. RANGERS	2-4 L	11-35-4
51	1/30	ST. LOUIS	2-4 L	11-36-4
52	2/2	@Winnipeg	0-6 L	11-37-4
53	2/4	HARTFORD	6-5 W	12-37-4
54	2/5	CHICAGO	5-2 W	13-37-4
55	2/9	@Washington	2-6 L	13-38-4
56	2/12	@Montreal	1-6 L	13-39-4
57	2/14	@Buffalo	6-7 L	13-40-4
58	2/15	@Detroit	1-11 L	13-41-4
59	2/18	WASHINGTON	2-4 L	13-42-4
60	2/21	VANCOUVER	3-5 L	13-43-4
61	2/23	CALGARY	2-4 L	13-44-4
62	2/26	QUEBEC	7-4 W	14-44-4
63	2/28	MONTREAL	3-3 T	14-44-5
64	3/1	PHILADELPHIA	0-1 L	14-45-5
65	3/4	LOS ANGELES	3-4 L	14-46-5
66	3/6	PITTSBURGH	3-7 L	14-47-5
67	3/8	TORONTO	4-1 W	15-47-5
68	3/10	@ Chicago	1-5 L	15-48-5
69	3/11	@ Winnipeg	0-3 L	15-49-5
70	3/14	NEW JERSEY	3-2 W	16-49-5
71	3/17	DETROIT	4-5 L	16-50-5
72	3/19	@ Calgary	1-3 L	16-51-5
73	3/21	@ Hartford	5-4 W	17-51-5
74	3/23	@ Boston	6-7 L	17-52-5
75	3/24	@ New Jersey	3-4 L	17-53-5
76	3/26	@ N.Y. Islanders	4-7 L	17-54-5
77	3/29	@ Winnipeg	5-6 L	17-55-5

PLAY SUSPENDED 4/1 THRU 4/11 BECAUSE OF

NHL PLAYERS' ASSOCIATION STRIKE

78	4/12	@ Edmonton	4-6 L	17-56-5
79	4/15	CALGARY	3-4 L	17-57-5
80	4/16	WINNIPEG	3-5 L	17-58-5

* - OVERTIME



PLAYOFFS

2005-06 NHL PLAYOFF SUMMARY

CONFERENCE QUARTERFINALS

EASTERN CONFERENCE

SERIES A – Ottawa defeated Tampa Bay, 4-1

SERIES B – Carolina defeated Montreal, 4-2

SERIES C – New Jersey defeated N.Y. Rangers, 4-1

SERIES D – Buffalo defeated Philadelphia, 4-2

WESTERN CONFERENCE

SERIES E – Edmonton defeated Detroit, 4-2

SERIES F – Colorado defeated Dallas, 4-1

SERIES G – Anaheim defeated Calgary, 4-3

SERIES H – **SAN JOSE DEFEATED NASHVILLE,**
4-1

CONFERENCE SEMIFINALS

EASTERN CONFERENCE

SERIES I – Buffalo defeated Ottawa, 4-1

SERIES J – Carolina defeated New Jersey, 4-1

WESTERN CONFERENCE

SERIES K – **EDMONTON DEFEATED SAN JOSE, 4-2**

SERIES L – Anaheim defeated Colorado, 4-0

CONFERENCE FINALS

EASTERN CONFERENCE

SERIES M – Carolina defeated Buffalo, 4-3

WESTERN CONFERENCE

SERIES N – Edmonton defeated Anaheim, 4-1

STANLEY CUP FINALS

SERIES O – Carolina defeated Edmonton, 4-3

SHARKS 2006 PLAYOFF SCORING

POS	NO	PLAYER	GP	ATOI	G	A	PTS	+/-	PIM	PP	SH	GW	OT	S	PCTG
C	12	MARLEAU	11	21:06	9	5	14	2	8	4	0	2	0	38	23.7
R	14	CHEECHOO	11	24:00	4	5	9	-1	8	1	0	1	0	46	8.7
C	19	J.THORNTON	11	25:08	2	7	9	-4	12	1	0	1	0	23	8.7
D	44	EHRHOFF	11	19:47	2	6	8	2	18	1	0	1	0	27	7.4
D	42	PREISSING	11	23:49	1	6	7	0	4	0	0	0	0	18	5.6
R	26	*BERNIER	11	15:16	1	5	6	4	8	1	0	1	0	14	7.1
R	9	*MICHALEK	9	15:11	1	4	5	4	8	1	0	0	0	23	4.3
L	28	EKMAN	11	15:13	2	2	4	-2	8	1	0	0	0	24	8.3
C	16	SMITH	11	13:20	3	0	3	2	6	1	0	0	0	23	13.0
C	34	*RISSMILLER	11	8:06	2	1	3	1	6	0	0	0	0	11	18.2
D	4	McLAREN	11	20:41	0	3	3	2	4	0	0	0	0	7	.0
C	11	*GOC	11	12:37	0	3	3	0	0	0	0	0	0	9	.0
D	25	*CARLE	11	15:17	0	3	3	1	4	0	0	0	0	13	.0
L	17	S.THORNTON	11	11:18	2	0	2	-1	6	0	0	0	0	23	8.7
L	15	NIEMINEN	11	15:39	0	2	2	-1	24	0	0	0	0	18	.0
C	10	McCAULEY	6	11:17	0	1	1	0	4	0	0	0	0	4	.0
D	22	HANNAN	11	25:15	0	1	1	0	6	0	0	0	0	12	.0
D	6	*GORGES	11	18:55	0	1	1	-1	4	0	0	0	0	6	.0
G	20	NABOKOV	1	11:36	0	0	0	0	0	0	0	0	0	0	.0
D	5	DAVISON	1	8:00	0	0	0	0	0	0	0	0	0	1	.0
R	29	*CLOWE	1	5:06	0	0	0	-1	0	0	0	0	0	0	.0
C	37	*STEVENSON	5	6:58	0	0	0	-1	4	0	0	0	0	6	.0
G	35	TOSKALA	11	62:22	0	0	0	0	0	0	0	0	0	0	.0

* — denotes rookie

NO	PLAYER	GP	MIN	AVG	W	L	EN	SO	GA	SV	PCT	G	A	PIM
35	TOSKALA	11	686	2.45	6	5	0	1	28	311	.910	0	0	0
20	NABOKOV	1	12	5.00	0	0	0	0	1	4	.750	0	0	0
	TOTALS	11	702	2.48	6	5	0	1	29	315	.908			

ALL-TIME SHARKS PLAYOFF SCORING

Players currently on Sharks roster in Bold

RNK	POS	NO	PLAYER	GP	G	A	PTS	+/-	PIM	PP	SH	GW	OT	PTS/SHOT/		
														SPCTG	GM	GM
1	C	12,14	Patrick Marleau	62	28	17	45	1	30	12	1	7	0	129	21.7	2.1
2	C	25	V. Damphousse	53	15	23	38	-6	68	5	3	3	0	119	12.6	0.72
3	C	18	Mike Ricci	59	14	19	33	8	26	4	0	2	0	77	18.2	0.56
4	R	11	Owen Nolan	40	15	12	27	-10	54	4	2	5	0	146	10.3	0.68
5	C	7	Igor Larionov	25	6	21	27	-5	12	0	0	0	0	46	13.0	1.08
6	D	2,40	Mike Rathje	71	9	14	23	-14	45	7	0	0	0	61	14.8	0.32
7	R	14	J. Cheechoo	28	8	11	19	3	18	2	0	1	0	80	10.0	0.68
8	R	22	Ulf Dahlen	25	11	6	17	-16	0	6	0	2	1	55	20.0	0.68
9	R	24	Sergei Makarov	25	11	5	16	-1	8	3	0	2	0	34	32.4	0.64
10	L	17	Scott Thornton	41	10	5	15	4	42	0	0	1	0	76	13.2	0.37
11	C/L	19	Marco Sturm	38	6	9	15	-4	12	0	0	1	0	72	8.3	0.39
12	C/L	39,19	Jeff Friesen	34	5	10	15	-15	30	1	0	0	0	72	6.9	0.44
13	D	6	Sandis Ozolinsh	25	3	12	15	-10	14	1	0	0	0	38	7.9	0.60
14	D	5,8	Jeff Norton	38	1	14	15	4	39	0	0	0	0	41	2.4	0.39
15	L/R	15,94	A. Korolyuk	34	6	8	14	-2	18	2	0	2	0	62	9.7	0.41
16	L/C	14	Ray Whitney	25	4	8	12	-7	10	0	0	1	1	31	12.9	0.48
17	D	41	Tom Pederson	24	1	11	12	-20	10	0	1	0	0	48	2.1	0.50
18	R	24	Niklas Sundstrom	30	1	11	12	1	10	0	0	0	0	31	3.2	0.40
19	D	7	Brad Stuart	46	3	8	11	-14	27	1	0	0	0	56	5.4	0.24
20	D	20	Gary Suter	25	2	9	11	-4	20	1	0	1	0	55	3.6	0.44
21	D	43,22	Scott Hannan	47	1	10	11	5	46	1	0	1	0	69	1.4	0.23
22	C	27	Todd Elik	14	5	5	10	-5	12	1	0	0	0	45	11.1	0.71
23	R	8	Teemu Selanne	18	5	5	10	-1	4	2	0	1	0	40	12.5	0.56
24	L	10	Johan Garpenlov	14	4	6	10	0	6	0	0	2	0	23	17.4	0.71
25	R	37, 32	Stephane Matteau	35	2	8	10	-2	16	0	0	0	0	33	6.1	0.29
26	C	13	Jamie Baker	25	5	4	9	-8	42	0	0	2	0	33	15.2	0.36
27	C	19	Joe Thornton	11	2	7	9	-4	12	1	0	1	0	23	8.7	0.82
28	R	23	Niko Dimitrakos	15	1	8	9	2	8	0	0	1	1	22	4.5	0.60
29	D	10,33	M. Ragnarsson	41	1	8	9	0	40	0	0	0	0	37	2.7	0.22
30	D	44	Christian Ehrhoff	11	2	6	8	2	18	1	0	1	0	27	7.4	0.73
31	D	42	Tom Preissing	22	1	7	8	0	4	0	0	0	0	25	4.0	0.36
32	R	17	Pat Falloon	25	4	3	7	-8	6	0	0	0	0	32	12.5	0.28
33	C	15	Craig Janney	11	3	4	7	-13	4	0	0	1	0	17	17.6	0.64
34	L	28	Nils Ekman	27	2	5	7	-4	16	1	0	0	0	53	3.8	0.26
35	D	2	Bill Houlder	12	4	2	6	2	6	3	0	0	0	16	25.0	0.50
36	D	27	Bryan Marchment	40	3	3	6	5	38	0	0	0	0	49	6.1	0.15
37	R/C	13,9	Todd Harvey	46	2	4	6	-2	30	1	0	0	0	35	5.7	0.13
38	RW	26	Steve Bernier	11	1	5	6	4	8	1	0	1	0	14	7.1	0.55
39	D	4	Jay More	24	0	6	6	-4	38	0	0	0	0	16	0.0	0.25
40	D	4	Kyle McLaren	27	0	6	6	1	14	0	0	0	0	19	0.0	0.22
41	L	12	Bob Errey	14	3	2	5	-3	10	1	0	0	0	12	25.0	0.36
42	R	15	John MacLean	6	2	3	5	1	4	1	0	0	0	18	11.1	0.83
43	R	9	Milan Michalek	9	1	4	5	4	8	1	0	0	0	23	4.3	0.56
44	R	17	Joe Murphy	12	1	4	5	-1	24	1	0	0	0	31	3.2	0.42
45	L	11	Gaetan Duchesne	14	1	4	5	-2	12	0	0	0	0	17	5.9	0.36
46	C	57, 11	Marcel Goc	16	1	4	5	1	0	0	1	0	0	10	10.0	0.31
47	C	9	Bernie Nicholls	6	0	5	5	-2	8	0	0	0	0	6	0.0	0.83
48	C	16	Mark Smith	21	4	0	4	4	17	1	0	1	0	26	15.4	0.19
49	L	9	Adam Graves	12	3	1	4	-2	6	0	0	2	0	15	20.0	0.33
50	C	10	Alyn McCauley	17	2	2	4	0	6	0	0	0	0	15	13.3	0.24
51	R	21	Tony Granato	23	2	2	4	0	20	0	0	0	0	27	7.4	0.17
52	C	34	Patrick Rissmiller	11	2	1	3	1	6	0	0	0	0	11	18.2	0.27
53	C	15	Wayne Primeau	17	1	2	3	-7	4	0	0	0	0	28	3.6	0.18
54	L	15,26	Dave Lowry	19	1	2	3	0	24	0	0	0	0	10	10.0	0.16
55	D	26,44	Vlastimil Kroupa	20	1	2	3	-11	25	0	0	1	0	9	11.1	0.15
56	C	12	Ron Sutter	24	1	2	3	-2	28	0	0	0	0	28	3.6	0.13
57	D	25	Matthew Carle	11	0	3	3	1	4	0	0	0	0	13	0.0	0.27
58	R	37	Rob Gaudreau	14	2	0	2	-1	0	1	1	0	0	14	14.3	0.14
59	C/L	22	Murray Craven	6	1	1	2	-2	0	0	0	0	0	6	16.7	0.33
60	L/R	18	Chris Tancill	11	1	1	2	-7	8	0	0	0	0	16	6.3	0.18
61	R	36	Jeff Odgers	22	1	1	2	-2	34	0	0	0	0	11	9.1	0.09
62	D	5	Rob Davison	6	0	2	2	0	4	0	0	0	0	3	0.0	0.33
63	D	2	Jim Kyte	11	0	2	2	-1	14	0	0	0	0	8	0.0	0.18
64	C	37	Curtis Brown	17	0	2	2	-5	18	0	0	0	0	23	0.0	0.12
65	G	35,20	Evgeni Nabokov	35	0	2	2	0	6	0	0	0	0	0	0.0	0.06
66	L	15	Ville Nieminen	11	0	2	2	-1	24	0	0	0	0	18	0.0	0.18
67	D	43	Al Iafrate	6	1	0	1	-4	10	1	0	0	0	10	10.0	0.17
68	D	20	Andrei Zyuzin	6	1	0	1	-2	14	0	0	1	1	6	16.7	0.17

PLAYOFFS

ALL-TIME SHARKS PLAYOFF SCORING

CONTINUED

RNK	POS	NO	PLAYER	GP	G	A	PTS	+/-	PIM	PP	SH	GW	OT	PTS/ SHOT/		
														S	GM	GM
69	R	22	Ronnie Stern	9	1	0	1	-3	17	0	0	0	0	14	7.1	0.11
70	D	44	Shawn Cronin	23	1	0	1	-2	25	0	0	0	0	6	16.7	0.04
71	R	42	Shean Donovan	7	0	1	1	-3	6	0	0	0	0	7	0.0	0.14
72	D	6	Josh Gorges	11	0	1	1	-1	4	0	0	0	0	6	0.0	0.09
73	G	29	Mike Vernon	11	0	1	1	0	0	0	0	0	0	0	0.0	0.09
74	D	6	Jason Marshall	17	0	1	1	1	25	0	0	0	0	13	0.0	0.06
75	C	37	Grant Stevenson	5	0	0	0	-1	4	0	0	0	0	6	0.0	0.00
76	R	29	Ryane Clowe	1	0	0	0	-1	0	0	0	0	0	0	0.0	0.00
77	G	32	Kelly Hrudey	1	0	0	0	0	0	0	0	0	0	0	0.0	0.00
78	D	23	Shawn Heins	2	0	0	0	-1	0	0	0	0	0	2	0.0	0.00
79	G	29	Jim Waite	2	0	0	0	0	0	0	0	0	0	0	0.0	0.00
80	D	21	Jim Fahey	2	0	0	0	0	0	0	0	0	0	0	0.0	0.00
81	D	5	Jeff Jillson	4	0	0	0	0	0	0	0	0	0	2	0.0	0.00
82	G	37,34	Mikka Kiprusoff	4	0	0	0	0	0	0	0	0	0	0	0.0	0.00
83	L	28	Shawn Burr	6	0	0	0	-1	8	0	0	0	0	4	0.0	0.00
84	L	12	Bill Lindsay	6	0	0	0	0	16	0	0	0	0	4	0.0	0.00
85	L/R	8,12	Kevin Miller	6	0	0	0	-3	2	0	0	0	0	7	0.0	0.00
86	L	62,23	Andrei Nazarov	6	0	0	0	0	9	0	0	0	0	3	0.0	0.00
87	D	3	Bob Rouse	6	0	0	0	-1	6	0	0	0	0	4	0.0	0.00
88	G	31	Wade Flaherty	7	0	0	0	0	0	0	0	0	0	0	0.0	0.00
89	G	35	Vesa Toskala	11	0	0	0	0	0	0	0	0	0	0	0.0	0.00
90	R	28	Matt Bradley	10	0	0	0	0	0	0	0	0	0	4	0.0	0.00
91	G	31	Steve Shields	13	0	0	0	0	0	0	0	0	0	0	0.0	0.00
92	G	32	Arturs Irbe	20	0	0	0	0	16	0	0	0	0	0	0.0	0.00

NO	GOALTENDER	GP	MINS	AVG	W	L	EN	SO	GA	SA	SPCT.	G	A	PIM	DEC
34	Mikka Kiprusoff	4	157	1.91	1	1	1	0	5	81	.938	0	0	0	2
35, 20	Evgeni Nabokov	35	2014	2.14	18	15	3	4	72	900	.920	0	2	6	33
29	Mike Vernon	11	669	2.42	4	7	1	1	27	310	.913	0	1	0	11
35	Vesa Toskala	11	686	2.45	6	5	0	1	28	311	.910	0	0	0	11
32	Kelly Hrudey	1	20	3.00	0	0	0	0	1	6	.833	0	0	0	0
31	Steve Shields	13	756	3.33	5	8	1	0	42	359	.883	0	0	0	13
32	Arturs Irbe	20	1122	4.12	9	11	1	0	77	583	.868	0	0	16	20
31	Wade Flaherty	7	377	4.93	2	3	0	0	31	221	.860	0	0	0	5
TOTALS		5864	3.00	45	50	7	6	293	2795	.895	0	3	22	95	

ALL-TIME PLAYOFF LEADERS

Players currently on Sharks roster in Bold

GAMES PLAYED

1.	Mike Rathje	71
2.	Patrick Marleau	62
3.	Mike Ricci	59
4.	Vincent Damphousse	53
5.	Scott Hannan	47
6.	Brad Stuart	46
	Todd Harvey	46
7.	Scott Thornton	41
	Marcus Ragnarsson	41
9.	Owen Nolan	40
	Bryan Marchment	40

ASSISTS

1.	Vincent Damphousse	23
2.	Igor Larionov	21
3.	Mike Ricci	19
4.	Patrick Marleau	17
5.	Mike Rathje	14
	Jeff Norton	14
7.	Owen Nolan	12
	Sandis Ozolinsh	12
9.	Jonathan Cheechoo	11
	Niklas Sundstrom	11
	Tom Pederson	11

PLUS/MINUS

1.	Mike Ricci	8
2.	Scott Hannan	5
	Bryan Marchment	5
4.	Steve Bernier	4
	Scott Thornton	4
	Milan Michalek	4
	Mark Smith	4
	Jeff Norton	4
9.	Jonathan Cheechoo	3
10.	Christian Ehrhoff	2
	Niko Dimitrakos	2
	Bill Houlder	2

GOALS

1.	Patrick Marleau	28
2.	Vincent Damphousse	15
	Owen Nolan	15
4.	Mike Ricci	14
5.	Ulf Dahlen	11
	Sergei Makarov	11
7.	Scott Thornton	10
8.	Mike Rathje	9
9.	Jonathan Cheechoo	7
10.	Alexander Korolyuk	6
	Marco Sturm	6
	Igor Larionov	6

POINTS

1.	Patrick Marleau	45
2.	Vincent Damphousse	38
3.	Mike Ricci	33
4.	Owen Nolan	27
	Igor Larionov	27
6.	Mike Rathje	23
7.	Jonathan Cheechoo	19
8.	Ulf Dahlen	17
9.	Sergei Makarov	16
10.	Scott Thornton	15
	Marco Sturm	15
	Jeff Norton	15
	Sandis Ozolinsh	15

PENALTY MINUTES

1.	Vincent Damphousse	68
2.	Owen Nolan	54
3.	Scott Hannan	46
4.	Mike Rathje	45
5.	Scott Thornton	42
	Jamie Baker	42
7.	Marcus Ragnarsson	40
8.	Jeff Norton	39
9.	Bryan Marchment	38
	Jay More	38

ALL-TIME PLAYOFF LEADERS

CONTINUED

POWER PLAY GOALS

1. Patrick Marleau	12
2. Mike Rathje	7
3. Ulf Dahlen	6
4. Vincent Damphousse	5
5. Mike Ricci	4
Owen Nolan	4
7. Sergei Makarov	3
Bill Houlder	3
9. Jonathan Cheechoo	2
Alexander Korolyuk	2
Teemu Selanne	2

SHORT HANDED GOALS

1. Vincent Damphousse	3
2. Owen Nolan	2
3. Patrick Marleau	1
Tom Pederson	1
Rob Gaudreau	1

GAME WINNING GOALS

1. Patrick Marleau	7
Owen Nolan	5
3. Vincent Damphousse	3
4. Mike Ricci	2
5. Alexander Korolyuk	2
Adam Graves	2
Ulf Dahlen	2
Sergei Makarov	2
Johan Garpenlov	2
Jamie Baker	2

OVERTIME GOALS

1. Niko Dimitrakos	1
Ulf Dahlen	1
Ray Whitney	1
Andrei Zyuzin	1

SHOTS

1. Owen Nolan	146
2. Patrick Marleau	129

3. Vincent Damphousse	119
4. Jonathan Cheechoo	80
5. Mike Ricci	77
6. Scott Thornton	76
7. Marco Sturm	72
Jeff Friesen	72
9. Scott Hannan	69
10. Alexander Korolyuk	62

SHOOTING PERCENTAGE

1. Sergei Makarov	32.4
2. Bill Houlder	25.0
Bob Errey	25.0
4. Patrick Marleau	21.7
5. Adam Graves	20.0
Ulf Dahlen	20.0
7. Mike Ricci	18.2
Patrick Rissmiller	18.2
9. Craig Janney	17.6
10. Johan Garpenlov	17.4

ALL-TIME PLAYOFF GOALTENDING LEADERS

Players currently on Sharks roster in Bold

GAMES PLAYED

1. Evgeni Nabokov	34
2. Arturs Irbe	20
3. Steve Shields	13
4. Vesa Toskala	11
Mike Vernon	
5. Wade Flaherty	7
6. Miikka Kiprusoff	4
7. Kelly Hrudey	1

MINUTES

1. Evgeni Nabokov	2002
2. Arturs Irbe	1122
3. Steve Shields	756
4. Vesa Toskala	686
5. Mike Vernon	669
6. Wade Flaherty	377
7. Miikka Kiprusoff	157
8. Kelly Hrudey	20

GOALS-AGAINST AVERAGE (MIN. 3 GP)

1. Miikka Kiprusoff	1.91
2. Evgeni Nabokov	2.14
3. Mike Vernon	2.42
4. Vesa Toskala	2.45
5. Steve Shields	3.33
6. Arturs Irbe	4.12
7. Wade Flaherty	4.93

WINS

1. Evgeni Nabokov	18
2. Arturs Irbe	9

3. Vesa Toskala	6
4. Steve Shields	5
5. Mike Vernon	4
6. Wade Flaherty	2
7. Miikka Kiprusoff	1

DECISIONS

1. Evgeni Nabokov	33
2. Arturs Irbe	20
3. Steve Shields	13
4. Vesa Toskala	11
Mike Vernon	11
6. Wade Flaherty	5
7. Miikka Kiprusoff	2

EMPTY NET GOALS

1. Evgeni Nabokov	3
2. Miikka Kiprusoff	1
Arturs Irbe	1
Steve Shields	1
Mike Vernon	1

SHUTOUTS

1. Evgeni Nabokov	4
2. Vesa Toskala	1
Mike Vernon	1

GOALS ALLOWED

1. Arturs Irbe	77
2. Evgeni Nabokov	72
3. Steve Shields	42
4. Wade Flaherty	31
5. Vesa Toskala	28

6. Mike Vernon	27
6. Miikka Kiprusoff	5
7. Kelly Hrudey	1

SHOTS AGAINST

1. Evgeni Nabokov	900
2. Arturs Irbe	583
3. Steve Shields	359
4. Vesa Toskala	311
5. Mike Vernon	310
6. Wade Flaherty	221
7. Miikka Kiprusoff	81
8. Kelly Hrudey	6

SAVE PERCENTAGE (MIN. 3 GP)

1. Miikka Kiprusoff	.938
2. Evgeni Nabokov	.920
3. Mike Vernon	.913
4. Vesa Toskala	.910
5. Steve Shields	.883
6. Arturs Irbe	.868
7. Wade Flaherty	.860

ASSISTS

1. Evgeni Nabokov	2
2. Mike Vernon	1

PENALTY MINUTES

1. Arturs Irbe	16
2. Evgeni Nabokov	6

SHARKS ALL-TIME PLAYOFF RECORD BY GAME OF A SERIES

GAME ONE

DATE	OPPONENT	ROUND	LOCATION	SCORE	OT	GWG	GOALTENDERS (S/J/OPP)
4/18/94	Detroit	WQF	Joe Louis Arena	5-4 W	-	Kroupa	Irbe/Essensa
5/2/94	Toronto	WSF	Maple Leaf Gardens	3-2 W	-	Garpenlov	Irbe/Potvin
5/7/95	Calgary	WQF	Saddledome	5-4 W	-	Baker	Irbe/Tabaracci-KIDD
5/21/95	Detroit	WSF	Joe Louis Arena	0-6 L	-	Ciccarelli	Flaherty/Vernon
4/22/98	Dallas	WQF	Reunion Arena	1-4 L	-	Lind	Vernon/Belfour
4/24/99	Colorado	WQF	San Jose Arena	1-3 L	-	Ozolinish	Vernon/Roy
4/12/00	St. Louis	WQF	Kiel Center	3-5 L	-	Pronger	Shields/Turek
4/28/00	Dallas	WSF	Reunion Arena	0-4 L	-	Gavey	Shields/Belfour
4/12/01	St. Louis	WQF	Savvis Center	1-3 L	-	Young	Nabokov/Turek
4/12/02	Phoenix	WQF	Compaq Center	2-1 W	-	Marleau	Nabokov/Burke
5/1/02	Colorado	WSF	Pepsi Center	6-3 W	-	Marleau	Nabokov/Roy
4/08/04	St. Louis	WQF	HP Pavilion	1-0 W	9:16	Dimitrakos	Nabokov/Osgood
4/22/04	Colorado	WSF	HP Pavilion	5-2 W	-	Hannan	Nabokov/AEBISCHER-Salo
5/09/04	Calgary	WCF	HP Pavilion	3-4 L	18:43	Montador	Nabokov/Kiprusoff
4/21/06	Nashville	WQF	Gaylord Ent. Ctr.	3-4 L	-	Hall	Toskala/Mason
5/7/06	Edmonton	WSF	HP Pavilion	2-1 W	-	Ehrhoff	Toskala/Roloson

All-Time Game One Record: 8-8

GAME TWO

DATE	OPPONENT	ROUND	LOCATION	SCORE	OT	GWG	GOALTENDERS (S/J/OPP)
4/20/94	Detroit	WQF	Joe Louis Arena	0-4 L	-	Burr	Irbe/Osgood
5/4/94	Toronto	WSF	Maple Leaf Gardens	1-5 L	-	Gartner	Irbe/Potvin
5/9/95	Calgary	WQF	Saddledome	5-4 W (OT)	12:21	Dahlen	Irbe/Kidd
5/23/95	Detroit	WSF	Joe Louis Arena	2-6 L	-	Yzerman	Irbe/Vernon
4/24/98	Dallas	WQF	Reunion Arena	2-5 L	-	Verbeek	VERNON-Hrudey/Belfour
4/26/99	Colorado	WQF	San Jose Arena	1-2 L (OT)	7:53	Hejduk	Vernon/Roy
4/15/00	St. Louis	WQF	Kiel Center	4-2 W	-	Ricci	Shields/Turek
4/30/00	Dallas	WSF	Reunion Arena	0-1 L	-	Modano	Shields/Belfour
4/14/01	St. Louis	WQF	Savvis Center	1-0 W	-	Thornton	Nabokov/Turek
4/20/02	Phoenix	WQF	Compaq Center	1-3 L	-	Briere	Nabokov/Burke
5/4/02	Colorado	WSF	Pepsi Center	2-8 L	-	Forsberg	NABOKOV-Kiprusoff/Roy
4/10/04	St. Louis	WQF	HP Pavilion	3-1 W	-	Marleau	Nabokov-OSGOOD/Divis
4/24/04	Colorado	WSF	HP Pavilion	4-1 W	-	Marleau	Nabokov/Aebischer
5/11/04	Calgary	WCF	HP Pavilion	1-4 L	-	Donovan	Nabokov/Kiprusoff
4/23/06	Nashville	WQF	Gaylord Ent.Ctr	3-0 W	-	Cheechoo	Toskala/Mason
5/8/06	Edmonton	WSF	HP Pavilion	2-1 W	-	J. Thornton	Toskala/Roloson

All-Time Game Two Record: 7-9

GAME THREE

DATE	OPPONENT	ROUND	LOCATION	SCORE	OT	GWG	GOALTENDERS (S/J/OPP)
4/22/94	Detroit	WQF	San Jose Arena	2-3 L	-	Burr	Irbe/Osgood
5/6/94	Toronto	WSF	San Jose Arena	5-2 W	-	Dahlen	Irbe/POTVIN, Rhodes
5/11/95	Calgary	WQF	San Jose Arena	2-9 L	-	Sullivan	IRBE-Flaherty/Kidd
5/25/95	Detroit	WSF	San Jose Arena	2-6 L	-	S. Kozlov	Flaherty/Vernon
4/26/98	Dallas	WQF	San Jose Arena	4-1 W	-	Nolan	Vernon/BELFOUR, Fernandez
4/28/99	Colorado	WQF	McNichols Arena	4-2 W	-	Sturm	Vernon/Roy
4/17/00	St. Louis	WQF	San Jose Arena	2-1 W	-	Nolan	Shields/Turek
5/2/00	Dallas	WSF	San Jose Arena	2-1 W	-	Nolan	Shields/Belfour
4/16/01	St. Louis	WQF	Compaq Center	3-6 L	-	Drake	NABOKOV-Kiprusoff/Turek
4/22/02	Phoenix	WQF	America West Arena	4-1 W	-	Graves	Nabokov/Burke
5/6/02	Colorado	WSF	Compaq Center	6-4 W	-	Marleau	Nabokov/Roy
4/12/04	St. Louis	WQF	Savvis Center	1-4 L	-	Drake	Nabokov/Osgood
4/26/04	Colorado	WSF	Pepsi Center	1-0 W	-	Damphousse	Nabokov/Aebischer
5/13/04	Calgary	WCF	Pengrowth Saddledome	3-0 W	-	Damphousse	Nabokov/Kiprusoff
4/25/06	Nashville	WQF	HP Pavilion	4-1 W	-	Bernier	Toskala/Mason
5/10/06	Edmonton	WSF	Rexall Place	2-3 L (3OT)	2:24	Horcoff	Toskala/Roloson

All-Time Game Three Record: 10-6

GAME FOUR

DATE	OPPONENT	ROUND	LOCATION	SCORE	OT	GWG	GOALTENDERS (S/J/OPP)
4/23/94	Detroit	WQF	San Jose Arena	4-3 W	-	Makarov	Irbe/Osgood
5/8/94	Toronto	WSF	San Jose Arena	3-8 L	-	Clark	IRBE, Waite/Potvin
5/13/95	Calgary	WQF	San Jose Arena	4-6 L	-	Reichel	Irbe/Kidd
5/27/95	Detroit	WSF	San Jose Arena	2-6 L	-	Brown	Flaherty/Vernon
4/28/98	Dallas	WQF	San Jose Arena	1-0 W (OT)	6:31	Zyuzin	Vernon/Belfour
4/30/99	Colorado	WQF	McNichols Arena	7-3 W	-	Korolyuk	Vernon/ROY, Billington
4/19/00	St. Louis	WQF	San Jose Arena	3-2 W	-	Suter	Shields/Turek
5/5/00	Dallas	WSF	San Jose Arena	5-4 L	-	Nieuwendyk	Shields/Belfour
4/17/01	St. Louis	WQF	Compaq Center	3-2 W	-	Nolan	Kiprusoff/Turek

4/24/02	Phoenix	WQF	America West Arena	2-1 W	-	Ricci	Nabokov/Burke
5/8/02	Colorado	WSF	Compaq Center	1-4 L	-	Sakic	Nabokov/Roy
4/13/04	St. Louis	WQF	Savvis Center	4-3 W	-	Korolyuk	Nabokov/Osgood
4/28/04	Colorado	WSF	Pepsi Center	0-1 L (OT)	5:15	Sakic	Nabokov/Aebischer
5/16/04	Calgary	WCF	Pengrowth Saddledome	4-1 W	-	Damphousse	Nabokov/KIPRUSOFF-Turek
4/27/06	Nashville	WQF	HP Pavilion	5-4 W	-	Marleau	Toskala/Mason
5/12/06	Edmonton	WSF	Rexall Place	3-6 L	-	J. Smith	Toskala/Roloson

All-Time Game Four Record: 9-7

GAME FIVE

DATE	OPPONENT	ROUND	LOCATION	SCORE	OT	GWG	GOALTENDERS (S/J/OPP)
4/26/94	Detroit	WQF	San Jose Arena	6-4 W	-	Garpenlov	Irbe/Osgood, Essensa
5/10/94	Toronto	WSF	San Jose Arena	5-2 W	-	Makarov	Irbe/Potvin
5/15/95	Calgary	WQF	Saddledome	0-5 L	-	Nieuwendyk	IRBE, Flaherty/Kidd
4/30/98	Dallas	WQF	Reunion Arena	2-3 L	-	Modano	Vernon/Belfour
5/1/99	Colorado	WQF	McNichols Arena	2-6 L	-	Sakic	Shields/Roy
4/21/00	St. Louis	WQF	Kiel Center	3-5 L	-	Pronger	Shields/Turek
5/7/00	Dallas	WSF	Reunion Arena	1-4 L	-	Thornton	Shields/Belfour
4/19/01	St. Louis	WQF	Savvis Center	2-3 L (OT)	9:54	Salvador	Kiprusoff/Turek
4/26/02	Phoenix	WQF	Compaq Center	4-1 W	-	Graves	Nabokov/Burke
5/11/02	Colorado	WSF	Pepsi Center	5-3 W	-	Selmanne	Nabokov/Roy
4/15/04	St. Louis	WQF	HP Pavilion	3-1 W	-	Smith	Nabokov/Osgood
5/01/04	Colorado	WSF	HP Pavilion	1-2 L (OT)	1:54	Sakic	Nabokov/Aebischer
5/17/04	Calgary	WCF	HP Pavilion	0-3 L	-	Iginla	Nabokov/Kiprusoff
4/30/06	Nashville	WQF	Gaylord Ent. Ctr	2-1 W	-	Marleau	Toskala/Mason
5/14/06	Edmonton	WSF	HP Pavilion	3-6 L	-	Pisani	Toskala/Roloson

All-Time Game Five Record: 6-9

GAME SIX

DATE	OPPONENT	ROUND	LOCATION	SCORE	OT	GWG	GOALTENDERS (S/J/OPP)
4/28/94	Detroit	WQF	Joe Louis Arena	1-7 L	-	Chiasson	IRBE, Waite/Osgood
5/12/94	Toronto	WSF	Maple Leaf Gardens	2-3 L (OT)	8:53	Gartner	Irbe/Potvin
5/17/95	Calgary	WQF	San Jose Arena	5-3 W	-	Janney	Flaherty/Kidd
5/2/98	Dallas	WQF	San Jose Arena	2-3 L (OT)	3:43	Keanne	Vernon/Belfour
5/3/99	Colorado	WQF	San Jose Arena	2-3 L (OT)	13:12	Hejduk	Vernon/Roy
4/23/00	St. Louis	WQF	San Jose Arena	2-6 L	-	Hecht	SHIELDS, Nabokov/Turek
4/21/01	St. Louis	WQF	Compaq Center	1-2 L	-	Demitra	Nabokov/Turek
5/13/02	Colorado	WSF	Compaq Center	1-2 L (OT)	2:47	Forsberg	Nabokov/Roy
5/04/04	Colorado	WSF	Pepsi Center	3-1 W	-	Goc	Nabokov/Aebischer
5/19/04	Calgary	WCF	Saddledome	1-3 L	-	Gelinas	Nabokov/Kiprusoff
5/17/06	Edmonton	WSF	Rexall Place	0-2 L	-	Peca	Toskala/Roloson

All-Time Game Six Record: 2-9

GAME SEVEN

DATE	OPPONENT	ROUND	LOCATION	SCORE	OT	GWG	GOALTENDERS (S/J/OPP)
4/30/94	Detroit	WQF	Joe Louis Arena	3-2 W	-	Baker	Irbe/Osgood
5/14/94	Toronto	WSF	Maple Leaf Gardens	2-4 L	-	Osborne	Irbe/Potvin
5/19/95	Calgary	WQF	Saddledome	5-4 W (2OT)	21:54	Whitney	Flaherty/Kidd
4/25/00	St. Louis	WQF	Kiel Center	3-1 W	-	Nolan	Shields/Turek
5/15/02	Colorado	WSF	Pepsi Center	0-1 L	-	Forsberg	Nabokov/Roy

All-Time Game Seven Record: 3-2

KEY:

WQF = Western Conference Quarterfinals WSF = Western Conference Semifinals WCF = Western Conference Finals

SHARKS ALL-TIME PLAYOFF RECORDS

SHARKS ALL-TIME PLAYOFF RECORD

SERIES	WON	LOST	GP	W	L	GF	GA
16	7	9	95	45	50	242	298

SHARKS PLAYOFF RECORD BY TEAMS

CALGARY FLAMES

SERIES	WON	LOST	GP	W	L	GF	GA	PP	PK
2003-04 WCF	0	1	6	2	4	12	16	3/25	21/23
1994-95 WQF	1	0	7	4	3	26	35	6/31	24/31
TOTALS	1	1	13	6	7	38	51	9/56	45/54

1994-95 WQF — San Jose defeated Calgary, 4-3

2003-04 WCF — Calgary defeated San Jose, 4-2

COLORADO AVALANCHE

SERIES	WON	LOST	GP	W	L	GF	GA	PP	PK
2003-04 WSF	1	0	6	4	2	14	7	4/25	24/27
2001-02 WSF	0	1	7	3	4	21	25	3/21	19/23
1998-99 WQF	0	1	6	2	4	17	19	7/41	35/42
TOTALS	1	2	19	9	10	52	51	14/87	78/92

1998-99 WQF — Colorado defeated San Jose, 4-2 2001-02 WSF — Colorado defeated San Jose, 4-3

2003-04 WSF — San Jose defeated Colorado, 4-2

DALLAS STARS

SERIES	WON	LOST	GP	W	L	GF	GA	PP	PK
1999-00 WQF	0	1	5	1	4	7	15	4/28	16/21
1997-98 WSF	0	1	6	2	4	12	16	6/36	31/38
TOTALS	0	2	11	3	8	19	31	10/64	47/59

1997-98 WQF — Dallas defeated San Jose, 4-2 1999-00 WSF — Dallas defeated San Jose, 4-1

DETROIT RED WINGS

SERIES	WON	LOST	GP	W	L	GF	GA	PP	PK
1994-95 WSF	0	1	4	0	4	6	24	3/17	9/15
1993-94 WQF	1	0	7	4	3	21	27	6/36	30/35
TOTALS	1	1	11	4	7	27	51	9/53	39/50

1993-94 WQF — San Jose defeated Detroit, 4-3 1994-95 WSF — Detroit defeated San Jose, 4-0

EDMONTON OILERS

SERIES	WON	LOST	GP	W	L	GF	GA	PP	PK
2005-06 WSF	0	1	6	2	4	12	19	2/35	24/29
TOTALS	0	1	6	2	4	12	19	2/35	24/29

2005-06 WSF — Edmonton defeated San Jose, 4-2

NASHVILLE PREDATORS

SERIES	WON	LOST	GP	W	L	GF	GA	PP	PK
2005-06 WQF	1	0	5	4	1	17	10	9/37	26/34
TOTALS	1	0	5	4	1	17	10	9/37	26/34

2005-06 WQF — San Jose defeated Nashville, 4-1

PHOENIX COYOTES

SERIES	WON	LOST	GP	W	L	GF	GA	PP	PK
2001-02 WQF	1	0	5	4	1	13	7	2/24	24/25
TOTALS	1	0	5	4	1	13	7	2/24	24/25

2001-02 WQF — San Jose defeated Phoenix, 4-1

ST. LOUIS BLUES

SERIES	WON	LOST	GP	W	L	GF	GA	PP	PK
2003-04 WQF	1	0	5	4	1	12	9	3/31	23/24
2000-01 WQF	0	1	6	2	4	11	16	0/22	22/27
1999-00 WQF	1	0	7	4	3	20	22	6/35	31/39
TOTALS	2	1	18	10	8	43	47	9/88	76/90

1999-00 WQF — San Jose defeated St. Louis, 4-3 2000-01 WQF — St. Louis defeated San Jose, 4-2

2002-03 WQF — San Jose defeated St. Louis, 4-1

TORONTO MAPLE LEAFS

SERIES	WON	LOST	GP	W	L	GF	GA	PP	PK
1993-94 WSF	1	0	7	3	4	21	26	3/38	18/26
TOTALS	1	0	7	3	4	21	26	3/38	18/26

1993-94 WSF — Toronto defeated San Jose, 4-3

SHARKS OVERTIME PLAYOFF GAMES (14)

RECORD:

DATE	SERIES/ GAME #	VS.	SITE	GWG	TIME	SCORE	SERIES WINNER
5/12/94	WSF/6	TOR	Maple Leaf Gardens	Mike Gartner	8:53	2-3 L	Toronto 4-3
5/09/95	WQF/2	CGY	Saddledome	Ulf Dahlen	12:21	5-4 W	San Jose, 4-3
5/19/95	WQF/7	CGY	Saddledome	Ray Whitney	21:54 2OT	5-4 W	San Jose, 4-3
4/28/98	WQF/4	DAL	San Jose Arena	Andrei Zyuzin	6:31	1-0 W	Dallas, 4-2
5/02/98	WQF/6	DAL	San Jose Arena	Mike Keane	3:43	2-3 L	Dallas, 4-2
4/24/99	WQF/2	COL	San Jose Arena	Milan Hejduk	7:53	1-2 L	Colorado, 4-2
5/03/99	WQF/6	COL	San Jose Arena	Milan Hejduk	13:12	2-3 L	Colorado, 4-2
4/21/01	WQF/5	STL	Savvis Center	Bryce Salvador	9:54	2-3 L	St. Louis, 4-2
5/13/02	WSF/6	COL	Compaq Center	Peter Forsberg	2:47	1-2 L	Colorado, 4-3
4/08/04	WQF/1	STL	HP Pavilion	Niko Dimitrakos	9:16	1-0 W	San Jose, 4-1
4/28/04	WSF/4	COL	Pepsi Center	Joe Sakic	5:15	0-1 L	San Jose, 4-2
5/01/04	WSF/5	COL	HP Pavilion	Joe Sakic	1:54	1-2 L	San Jose, 4-2
5/09/04	WCF/1	CGY	HP Pavilion	Steve Montador	18:43	3-4 L	Calgary, 4-2
5/10/06	WSF/3	EDM	Rexall Place	Shawn Horcoff	2:24 3OT	2-3 L	Edmonton, 4-2

SHARKS PLAYOFF HAT TRICKS (4)

DATE	SERIES/ GAME #	VS.	SITE	SCORER	SCORE	SERIES WINNER
5/6/94	WSF/3	TOR	San Jose Arena	Ulf Dahlen	5-2 W	Toronto, 4-3
4/10/04	WQF/2	STL	HP Pavilion	Patrick Marleau	3-1 W	San Jose, 4-1
4/22/04	WSF/1	COL	HP Pavilion	Patrick Marleau	5-2 W	San Jose, 4-2
4/27/06	WQF/4	NSH	HP Pavilion	Patrick Marleau	5-4 W	San Jose, 4-1

OPPONENT PLAYOFF HAT TRICKS (4)

DATE	SERIES/ GAME #	VS.	SITE	SCORER	SCORE	SERIES WINNER
5/11/95	WQF/3	CGY	San Jose Arena	Mike Sullivan	2-9 L	San Jose, 4-3
5/13/95	WQF/4	CGY	San Jose Arena	Theoren Fleury (4 G)	4-6 L	San Jose, 4-3
4/23/00	WQF/6	STL	San Jose Arena	Scott Young	2-6 L	San Jose, 4-3
4/12/04	WQF/3	STL	Savvis Center	Mike Sillinger	1-4 L	San Jose, 4-1

SHARKS PLAYOFF SHUTOUTS (6)

DATE	SERIES/ GAME #	VS.	SITE	GOALTENDER	SAVES	SCORE	SERIES WINNER
4/28/98	WQF/4	DAL	San Jose Arena	Mike Vernon	26	1-0 OT	Dallas, 4-2
4/14/01	WQF/2	STL	Savvis Center	Evgeni Nabokov	28	1-0	St. Louis, 4-2
4/09/04	WQF/1	STL	HP Pavilion	Evgeni Nabokov	26	1-0 OT	San Jose, 4-1
4/26/04	WSF/3	COL	Pepsi Center	Evgeni Nabokov	33	1-0	San Jose, 4-2
5/13/04	WCF/3	CGY	Saddledome	Evgeni Nabokov	34	3-0	Calgary, 4-2
4/23/06	WQF/2	NSH	Gaylord Ent. Ctr	Vesa Toskala	25	3-0	San Jose, 4-1

OPPONENT PLAYOFF SHUTOUTS (9)

DATE	SERIES/ GAME #	VS.	SITE	GOALTENDER	SAVES	SCORE	SERIES WINNER
4/20/94	WQF/2	DET	Joe Louis Arena	Chris Osgood	22	0-4 L	San Jose, 4-3
5/15/95	WQF/5	CGY	Saddledome	Trevor Kidd	25	0-5 L	San Jose, 4-3
5/21/95	WSF/1	DET	Joe Louis Arena	Mike Vernon	15	0-6 L	Detroit, 4-0
4/28/00	WSF/1	DAL	Reunion Arena	Ed Belfour	18	0-4 L	Dallas, 4-2
4/30/00	WSF/2	DAL	Reunion Arena	Ed Belfour	19	0-1 L	Dallas, 4-2
5/15/02	WSF/6	COL	Pepsi Center	Patrick Roy	27	0-1 L	Colorado, 4-3
4/28/04	WSF/4	COL	Pepsi Center	David Aebischer	27	0-1 L OT	San Jose, 4-2
5/15/04	WCF/5	CGY	HP Pavilion	Miikka Kiprusoff	19	0-3 L	Calgary, 4-2
5/17/06	WSF/6	EDM	Rexall Place	Dwayne Roloson	24	0-2 L	Edmonton, 4-2

SHARKS PLAYOFF SCORING LEADERS BY YEAR

YEAR	GOALS	ASSISTS	POINTS	PIM
2005-06	Patrick Marleau (9)	Joe Thornton (7)	Patrick Marleau (14)	Ville Nieminen (24)
2003-04	Patrick Marleau (8)	Niko Dimitrakos (8)	V. Damphousse (14)	Jason Marshall (25)
2001-02	Patrick Marleau (6)	Mike Ricci (6)	Patrick Marleau (11)	V. Damphousse (12)
	Owen Nolan	V. Damphousse	Todd Harvey	Scott Hannan
		Niklas Sundstrom		Marcus Ragnarsson
2000-01	Scott Thornton (3)	Stephane Matteau (3)	Stephane Matteau (4)	Bill Lindsay (16)
		Mike Ricci		
		Niklas Sundstrom		
1999-00	Owen Nolan (8)	V. Damphousse (7)	Owen Nolan (10)	V. Damphousse (16)
1998-99	V. Damphousse (2)	Jeff Norton (7)	Jeff Norton (7)	Jeff Friesen (14)
	Bill Houlider			
1997-98	John MacLean (2)	Bernie Nicholls (5)	John MacLean (5)	Owen Nolan (26)
	Owen Nolan		Bernie Nicholls	
1994-95	Ulf Dahlen (5)	Igor Larionov (8)	Ulf Dahlen (9)	Jeff Odgers (23)
	Mike Rathje		Igor Larionov	
1993-94	Sergei Makarov (8)	Igor Larionov (13)	Igor Larionov (18)	Jay More (32)

SHARKS PLAYOFF GOALTENDING LEADERS BY YEAR

YEAR	GAMES PLAYED	DECISIONS	WINS	SAVES
2005-06	Vesa Toskala (11)	Vesa Toskala (11)	Vesa Toskala (6)	Vesa Toskala (311)
2003-04	Evgeni Nabokov (17)	Evgeni Nabokov (17)	Evgeni Nabokov (10)	Evgeni Nabokov (431)
2001-02	Evgeni Nabokov (12)	Evgeni Nabokov (12)	Evgeni Nabokov (7)	Evgeni Nabokov (291)
2000-01	Evgeni Nabokov (4)	Evgeni Nabokov (4)	Evgeni Nabokov (1)	Evgeni Nabokov (93)
			Miikka Kiprusoff (1)	
1999-00	Steve Shields (12)	Steve Shields (12)	Steve Shields (5)	Steve Shields (287)
1998-99	Mike Vernon (5)	Mike Vernon (5)	Mike Vernon (2)	Mike Vernon (172)
1997-98	Mike Vernon (6)	Mike Vernon (6)	Mike Vernon (2)	Mike Vernon (124)
1994-95	Wade Flaherty (7)	Arturs Irbe (6)	Wade Flaherty (2)	Wade Flaherty (190)
			Arturs Irbe (2)	
1993-94	Arturs Irbe (14)	Arturs Irbe (14)	Arturs Irbe (7)	Arturs Irbe (349)

SHARKS ALL-TIME PLAYOFF SPECIAL TEAMS

YEAR	POWER PLAY	PCT.	RANK	PENALTY KILL	PCT.	RANK
2005-06	Overall	11/72	15.3%	10th NHL	11/62	80.6%
	Home	5/34	14.7%	10th NHL	20/25	80%
	Road	6/38	15.8%	7th NHL	30/37	81.1%
2003-04	Overall	11/81	13.6%	7th NHL	66/72	91.7%
	Home	7/51	13.7%	8th NHL	34/36	94.4%
	Road	4/30	13.6%	6th NHL	32/36	88.9%
2001-02	Overall	5/48	10.4%	12th NHL	43/48	89.6%
	Home	4/27	14.8%	9th NHL	18/20	90.0%
	Road	1/21	4.8%	15th NHL	25/28	89.3%
2000-01	Overall	0/22	0.00%	16th NHL	22/27	81.4%
	Home	0/12	0.00%	16th NHL	8/12	66.7%
	Road	0/10	0.00%	16th NHL	14/15	93.3%
1999-00	Overall	10/63	15.9%	7th NHL	48/61	78.7%
	Home	5/27	18.5%	8th NHL	21/25	84.0%
	Road	5/36	13.9%	9th NHL	27/36	75.0%
1998-99	Overall	7/41	17.1%	7th NHL	35/42	83.3%
	Home	2/18	11.1%	12th NHL	14/18	77.8%
	Road	5/23	21.7%	4th NHL	21/24	87.5%
1997-98	Overall	6/36	16.7%	4th NHL	31/38	81.6%
	Home	4/20	20.0%	3rd NHL	7/8	87.5%
	Road	2/16	12.5%	9th NHL	24/30	80.0%
1994-95	Overall	9/48	18.8%	8th NHL	33/46	71.7%
	Home	4/24	16.7%	7th NHL	18/21	85.7%
	Road	5/24	20.8%	4th NHL	15/25	60.0%
1993-94	Overall	9/74	12.2%	11th NHL	48/61	78.7%
	Home	7/36	19.4%	7th NHL	18/22	81.8%
	Road	2/38	5.3%	T-13th NHL	30/39	76.9%

SHARKS PLAYOFF RESULTS BY YEAR

2005-06	Western Quarterfinals	SAN JOSE (#5 seed) defeated Nashville (#4 seed), 4-1
	Western Semifinals	Edmonton (#8 seed) defeated SAN JOSE (#5 seed), 4-2
2003-04	Western Quarterfinals	SAN JOSE (#2 seed) defeated St. Louis (#7 seed), 4-1
	Western Semifinals	SAN JOSE (#2 seed) defeated Colorado (#4 seed), 4-2
	Western Conference Finals	Calgary (#6 seed) defeated SAN JOSE (#2 seed), 4-2
2001-02	Western Quarterfinals	SAN JOSE (#3 seed) defeated Phoenix (#6 seed), 4-1
	Western Semifinals	Colorado (#2 seed) defeated SAN JOSE (#3 seed), 4-3
2000-01	Western Quarterfinals	St. Louis (#4 seed) defeated SAN JOSE (#5 seed), 4-2
1999-00	Western Quarterfinals	SAN JOSE (#8 seed) defeated St. Louis (#1 seed), 4-3
	Western Semifinals	Dallas (#2 seed) defeated SAN JOSE (#8 seed), 4-1
1998-99	Western Quarterfinals	Colorado (#2 seed) defeated SAN JOSE (#7 seed), 4-2
1997-98	Western Quarterfinals	Dallas (#1 seed) defeated SAN JOSE (#8 seed), 4-2
1994-95	Western Quarterfinals	SAN JOSE (#7 seed) defeated Calgary (#2 seed), 4-3
	Western Semifinals	Detroit (#1 seed) defeated SAN JOSE (#7 seed), 4-0
1993-94	Western Quarterfinals	SAN JOSE (#8 seed) defeated Detroit (#1 seed), 4-3
	Western Semifinals	Toronto (#3 seed) defeated SAN JOSE (#8 seed), 4-3

SHARKS WHEN FACING ELIMINATION

POSSIBLE PLAYOFF ELIMINATION GAMES PLAYED:
TEAM RECORD:

13
4-9

DATE	OPPONENT	SITE	ROUND/GAME #	SCORE	GWG
4/30/94	Detroit	Joe Louis Arena	WQF/#7	3-2 W	Baker
5/14/94	Toronto	Maple Leaf Gardens	WSF/#7	2-4 L	Osborne
5/17/95	Calgary	San Jose Arena	WQF/#6	5-3 W	Janney
5/19/95	Calgary	Saddledome	WQF/#7	5-4 W OT	Whitney
5/27/95	Detroit	San Jose Arena	WSF/#4	2-6 L	Brown
5/02/98	Dallas	San Jose Arena	WQF/#6	2-3 L OT	Keane
5/03/99	Colorado	San Jose Arena	WQF/#6	2-3 L OT	Hejdjuk
4/25/00	St. Louis	Kiel Center	WQF/#7	3-1 W	Nolan
5/07/00	Dallas	Reunion Arena	WSF/#5	1-4 L	Thornton
4/21/01	St. Louis	Compaq Center	WQF/#6	1-2 L	Demitra
5/15/02	Colorado	Pepsi Center	WSF/#7	0-1 L	Forsberg
5/19/04	Calgary	Pengrowth Saddledome	WCF/#6	1-3 L	Gelinas
5/17/06	Edmonton	Rexall Place	WSF/#6	0-2 L	Horcoff

OPPONENTS WHEN FACING ELIMINATION

POSSIBLE PLAYOFF ELIMINATION GAMES PLAYED:
OPPONENTS RECORD:

16
9-7

DATE	OPPONENT	SITE	ROUND/GAME #	SCORE	GWG
4/28/94	Detroit	Joe Louis Arena	WQF/#6	7-1 W	Chiasson
4/30/94	Detroit	Joe Louis Arena	WQF/#7	2-3 L	Baker
5/12/94	Toronto	Maple Leaf Gardens	WSF/#6	3-2 W OT	Gartner
5/14/94	Toronto	Maple Leaf Gardens	WSF/#7	4-2 W	Osborne
5/19/95	Calgary	Saddledome	WQF/#7	4-5 L OT	Whitney
4/21/00	St. Louis	Kiel Center	WQF/#5	5-3 W	Pronger
4/23/00	St. Louis	San Jose Arena	WQF/#6	6-2 W	Hecht
4/25/00	St. Louis	Kiel Center	WSF/#7	1-3 L	Nolan
4/26/02	Phoenix	Compaq Center	WQF/#5	1-4 L	Graves
5/13/02	Colorado	Compaq Center	WSF/#6	2-1 W	Forsberg
5/15/02	Colorado	Pepsi Center	WSF/#7	1-0 W	Forsberg
4/15/04	St. Louis	HP Pavilion	WQF/#5	1-3 L	Smith
4/28/04	Colorado	Pepsi Center	WSF/#4	1-0 W OT	Sakic
5/01/04	Colorado	HP Pavilion	WSF/#5	2-1 W OT	Sakic
5/04/04	Colorado	Pepsi Center	WSF/#6	1-3 L	Goc
4/30/06	Nashville	Gaylord Ent. Center	WQF/#5	2-1 L	Marleau

2006 SHARKS PLAYOFF SUMMARY

WESTERN CONFERENCE QUARTERFINALS

SAN JOSE SHARKS (#5) VS. NASHVILLE PREDATORS (#4) • SHARKS SUMMARY: WON-4 LOST-1

DATE	SCORE	ATT.	GOALTENDERS	GW GOAL
APRIL 21	SHARKS 3 @ PREDATORS 4	17113	TOSKALA/MASON	ADAM HALL
APRIL 23	SHARKS 3 @ PREDATORS 0	16707	TOSKALA/MASON	J. CHEECHOO
APRIL 25	@SHARKS 4 PREDATORS 1	17496	TOSKALA/MASON	STEVE BERNIER
APRIL 27	@SHARKS 5 PREDATORS 4	17496	TOSKALA/MASON	PATRICK MARLEAU
APRIL 30	SHARKS 2 @ PREDATORS 1	16061	TOSKALA/MASON	PATRICK MARLEAU

GOALS BY PERIOD	1ST	2ND	3RD	OT	TOTAL	SHOTS BY PERIOD	1ST	2ND	3RD	OT	TOTAL
SHARKS	6	7	4	0	17	SHARKS	60	59	52	0	171
PREDATORS	5	1	4	0	10	PREDATORS	45	46	46	0	137

INDIVIDUAL SCORING

SHARKS	GP	G	A	TP	+/-	PM	PP	SH	GW	GT	EN	S	PCTG
PATRICK MARLEAU	5	7	1	8	1	4	4	0	2	0	0	18	38.9
TOM PREISSING	5	0	6	6	1	2	0	0	0	0	0	7	0.0
CHRISTIAN EHRHOFF	5	0	5	5	3	12	0	0	0	0	0	12	0.0
JONATHAN CHEECHOO	5	2	2	4	0	4	1	0	1	0	0	25	8.0
JOE THORNTON	5	0	4	4	-2	4	0	0	0	0	0	10	0.0
MARK SMITH	5	3	0	3	3	2	1	0	0	0	0	19	15.8
STEVE BERNIER	5	1	2	3	2	6	1	0	1	0	0	10	10.0
MATTHEW CARLE	5	0	3	3	1	0	0	0	0	0	0	8	0.0
NILS EKMAN	5	1	1	2	-2	2	1	0	0	0	0	14	7.1
MILAN MICHALEK	5	1	1	2	2	6	1	0	0	0	0	13	7.7
MARCEL GOC	5	0	2	2	2	0	0	0	0	0	0	2	0.0
KYLE McLAREN	5	0	2	2	2	4	0	0	0	0	0	1	0.0
PATRICK RISSMILLER	5	1	0	1	2	0	0	0	0	0	0	3	33.3
SCOTT THORNTON	5	1	0	1	0	2	0	0	0	0	0	8	12.5
SCOTT HANNAN	5	0	1	1	2	2	0	0	0	0	0	5	0.0
VILLE NIEMINEN	5	0	1	1	1	20	0	0	0	0	0	10	0.0
ALYN McCAULEY	4	0	1	1	1	2	0	0	0	0	0	4	0.0
JOSH GORGES	5	0	0	0	1	2	0	0	0	0	0	2	0.0
GRANT STEVENSON	1	0	0	0	0	2	0	0	0	0	0	0	0.0

Power Play: 9-37 (24.3%) Penalty Killing: 26-32 (81.2%)

GOALTENDING

SHARKS	GP	MIN	GA	AVG	EN	SO	W	L	SHOTS	SAVE%
VESA TOSKALA	5	298	10	2.01	0	1	4	1	137	.927

WESTERN CONFERENCE SEMIFINALS
SAN JOSE SHARKS (#5) VS. EDMONTON OILERS (#8) • SHARKS SUMMARY: WON-2 LOST-4

DATE	SCORE				ATT.	GOALTENDERS				GW GOAL			
MAY 7	@ SHARKS	2	OILERS	1	17496	TOSKALA/ROLOSON				C. EHRHOFF			
MAY 8	@ SHARKS	2	OILERS	1	17496	TOSKALA/ROLOSON				J.THORNTON			
MAY 10	SHARKS	2	@ OILERS	3 3OT	16839	TOSKALA/ROLOSON				S.HORCOFF			
MAY 12	SHARKS	3	@ OILERS	6	16839	TOSKALA-NABOKOV/ROLOSON				J.SMITH			
MAY 14	@ SHARKS	3	OILERS	6	17496	TOSKALA/ROLOSON				F.PISANI			
MAY 17	SHARKS	0	@ OILERS	2	16839	TOSKALA/ROLOSON				M.PECA			
GOALS BY PERIOD	1ST	2ND	3RD	OT	TOTAL	SHOTS BY PERIOD	1ST	2ND	3RD	OT	TOTAL		
SHARKS	4	6	2	0	12	SHARKS	50	56	51	18	175		
OILERS	5	4	9	1	19	OILERS	63	31	53	30	177		
INDIVIDUAL SCORING													
SHARKS	GP	G	A	TP	+/-	PM	PP	SH	GW	GT	EN	S	PCTG
PATRICK MARLEAU	6	2	4	6	1	4	0	0	0	0	0	20	10.0
JONATHAN CHEECHOO	6	2	3	5	-1	4	0	0	0	0	0	21	9.5
JOE THORNTON	6	2	3	5	-2	8	1	0	1	0	0	13	15.4
CHRISTIAN EHRHOFF	6	2	1	3	-1	6	1	0	1	0	0	15	13.3
STEVE BERNIER	6	0	3	3	2	2	0	0	0	0	0	4	0.0
MILAN MICHALEK	4	0	3	3	2	2	0	0	0	0	0	10	0.0
NILS EKMAN	6	1	1	2	0	6	0	0	0	0	0	10	10.0
PATRICK RISSMILLER	6	1	1	2	-1	6	0	6	0	0	0	8	12.5
TOM PREISSING	6	1	0	1	-1	2	0	0	0	0	0	11	9.1
SCOTT THORNTON	6	1	0	1	-1	4	0	0	0	0	0	15	6.7
MARCEL GOC	6	0	1	1	-2	0	0	0	0	0	0	7	0.0
JOSH GORGES	6	0	1	1	-2	2	0	0	0	0	0	4	0.0
KYLE McLAREN	6	0	1	1	0	0	0	0	0	0	0	6	0.0
VILLE NIEMINEN	6	0	1	1	-2	4	0	0	0	0	0	8	0.0
MATTHEW CARLE	6	0	0	0	0	4	0	0	0	0	0	5	0.0
SCOTT HANNAN	6	0	0	0	-2	4	0	0	0	0	0	7	0.0
MARK SMITH	6	0	0	0	-1	4	0	0	0	0	0	4	0.0
GRANT STEVENSON	4	0	0	0	-1	2	0	0	0	0	0	6	0.0
ALYN McCAULEY	2	0	0	0	-1	2	0	0	0	0	0	0	0.0
RYANE CLOWE	1	0	0	0	-1	0	0	0	0	0	0	0	0.0
ROB DAVISON	1	0	0	0	0	0	0	0	0	0	0	1	0.0

Power Play: 2-35 (5.7%) Penalty Killing: 24-30 (80.0%)

GOALTENDING

SHARKS	GP	MIN	GA	AVG	EN	SO	W	L	SHOTS	SAVE%
VEJA TOSKALA	6	388	18	2.78	0	0	2	4	174	.897
EVGENI NABOKOV	1	12	1	5.17	0	0	0	0	4	.750

2004 SHARKS PLAYOFF SUMMARY

WESTERN CONFERENCE QUARTERFINALS
SAN JOSE SHARKS (#2) VS. ST. LOUIS BLUES (#7) • SHARKS SUMMARY: WON-4 LOST-1

DATE	SCORE				ATT.	GOALTENDERS				GW GOAL			
APRIL 8	@SHARKS	1	BLUES	0 OT	17496	NABOKOV/OSGOOD				DIMITRAKOS			
APRIL 10	@SHARKS	3	BLUES	1	17496	NABOKOV/OSGOOD, Divis				MARLEAU			
APRIL 12	SHARKS	1	@BLUES	4	19023	NABOKOV/OSGOOD				DRAKE			
APRIL 13	SHARKS	4	@BLUES	3	19452	NABOKOV/OSGOOD				A. KOROLYUK			
APRIL 15	@SHARKS	3	BLUES	1	17496	NABOKOV/OSGOOD				M.SMITH			
GOALS BY PERIOD	1ST	2ND	3RD	OT	TOTAL	SHOTS BY PERIOD	1ST	2ND	3RD	OT	TOTAL		
SHARKS	3	4	4	1	12	SHARKS	38	34	41	4	117		
BLUES	2	2	5	0	9	BLUES	37	52	37	2	128		
INDIVIDUAL SCORING													
SHARKS	GP	G	A	TP	+/-	PM	PP	SH	GW	GT	EN	S	PCTG
PATRICK MARLEAU	5	3	1	4	-2	2	2	1	1	0	0	13	23.1
VINCENT DAMPHOUSSE	5	0	4	4	-2	0	0	0	0	0	0	8	0.0
SCOTT THORNTON	4	2	1	3	0	6	0	0	0	0	0	6	33.3
JONATHAN CHEECHOO	5	1	2	3	3	4	0	0	0	0	0	8	12.5
ALEXANDER KOROLYUK	5	2	0	2	0	2	1	0	1	0	0	14	14.3
NIKO DIMITRAKOS	5	1	1	2	0	6	0	0	1	1	0	6	16.7
MIKE RICCI	5	1	1	2	3	2	0	0	0	0	0	4	25.0
BRAD STUART	5	1	1	2	-1	4	0	0	0	0	0	7	14.3
SCOTT HANNAN	5	0	2	2	1	8	0	0	0	0	0	7	0.0
KYLE McLAREN	5	0	2	2	0	4	0	0	0	0	0	1	0.0
MARK SMITH	4	1	0	1	1	0	0	0	1	0	0	1	100.0
CURTIS BROWN	5	0	1	1	0	0	0	0	0	0	0	7	0.0
TODD HARVEY	5	0	1	1	1	0	0	0	0	0	0	1	0.0
JASON MARSHALL	5	0	1	1	0	6	0	0	0	0	0	5	0.0
TOM PREISSING	5	0	1	1	1	0	0	0	0	0	0	6	0.0
MIKE RATHJE	5	0	1	1	1	4	0	0	0	0	0	3	0.0
MARCEL GOC	1	0	1	1	1	0	0	0	0	0	0	0	0.0
NILS EKMAN	5	0	0	0	-2	2	0	0	0	0	0	10	0.0
WAYNE PRIMEAU	5	0	0	0	-2	2	0	0	0	0	0	9	0.0
ALYN McCAULEY	1	0	0	0	0	0	0	0	0	0	0	1	0.0

Power Play: 3-31 (9.7%) Penalty Killing: 21-22 (95.5%)

GOALTENDING

SHARKS	GP	MIN	GA	AVG	EN	SO	W	L	SHOTS	SAVE%
EVGENI NABOKOV	5	308	8	1.56	1	1	4	1	127	.937

WESTERN CONFERENCE SEMIFINALS

SAN JOSE SHARKS (#2) VS. COLORADO AVALANCHE (#4) • SHARKS SUMMARY: WON-4 LOST-2

DATE	SCORE		ATT.	GOALTENDERS	GW GOAL	
APRIL 22	@SHARKS 5	AVALANCHE	2	17496	NABOKOV/SALO	SCOTT HANNAN
APRIL 24	@SHARKS 4	AVALANCHE	1	17496	NABOKOV/AEBISCHER	PATRICK MARLEAU
APRIL 26	SHARKS 1	@AVALANCHE	0	18007	NABOKOV/AEBISCHER	V. DAMPHOUSSE
APRIL 28	SHARKS 0	@AVALANCHE	1 OT	18007	NABOKOV/AEBISCHER	JOE SAKIC
MAY 1	@SHARKS 1	AVALANCHE	2 OT	17496	NABOKOV/AEBISCHER	JOE SAKIC
MAY 4	SHARKS 3	@AVALANCHE	1	18007	NABOKOV/AEBISCHER	MARCEL GOC

GOALS BY PERIOD	1ST	2ND	3RD	OT	TOTAL	SHOTS BY PERIOD	1ST	2ND	3RD	OT	TOTAL
SHARKS	4	7	3	0	14	SHARKS	61	42	40	4	147
AVALANCHE	1	2	2	2	7	AVALANCHE	40	68	50	7	165

INDIVIDUAL SCORING

SHARKS	GP	G	A	TP	+/-	PM	PP	SH	GW	GT	EN	S	PCTG
VINCENT DAMPHOUSSE	6	5	2	7	5	8	2	0	1	0	0	15	33.3
NIKO DIMITRAKOS	6	0	7	7	4	0	0	0	1	0	0	12	0.0
PATRICK MARLEAU	6	4	2	6	6	2	1	0	1	0	0	17	23.5
JONATHAN CHEECHOO	6	2	3	5	1	6	1	0	0	0	0	13	15.4
BRAD STUART	6	0	3	3	4	7	0	0	0	0	0	8	0.0
SCOTT HANNAN	6	1	1	2	5	10	1	0	1	0	0	11	9.1
MIKE RICCI	6	0	2	2	0	2	0	0	0	0	0	3	0.0
WAYNE PRIMEAU	6	1	0	1	-1	2	0	0	0	0	1	12	8.3
MARCEL GOC	1	1	0	1	1	0	0	0	1	0	0	1	100.0
CURTIS BROWN	6	0	1	1	0	14	0	0	0	0	0	7	0.0
NILS EKMAN	6	0	1	1	-1	2	0	0	0	0	0	13	0.0
ALEXANDER KOROLYUK	6	0	1	1	-1	6	0	0	0	0	0	15	0.0
KYLE MCLAREN	6	0	1	1	1	0	0	0	0	0	0	4	0.0
MIKE RATHJE	6	0	1	1	1	4	0	0	0	0	0	2	0.0
JASON MARSHALL	6	0	0	0	0	6	0	0	0	0	0	3	0.0
MARK SMITH	6	0	0	0	1	11	0	0	0	0	0	2	0.0
TODD HARVEY	5	0	0	0	0	0	0	0	0	0	0	4	0.0
TOM PREISSING	5	0	0	0	0	0	0	0	0	0	0	1	0.0
ALYN MCCAULEY	4	0	0	0	-1	0	0	0	0	0	0	3	0.0
SCOTT THORNTON	2	0	0	0	0	0	0	0	0	0	0	1	0.0
JIM FAHEY	1	0	0	0	0	0	0	0	0	0	0	0	0.0

Power Play: 5-25 (20.0%) Penalty Killing: 24-27 (88.9%)

GOALTENDING

SHARKS	GP	MIN	GA	AVG	EN	SO	W	L	SHOTS	SAVE%
EVGENI NABOKOV	6	367	7	1.14	0	1	4	2	165	.958

WESTERN CONFERENCE FINALS

SAN JOSE SHARKS (#2) VS. CALGARY FLAMES (#6) • SHARKS SUMMARY: WON-2 LOST-4

DATE	SCORE		ATT.	GOALTENDERS	GW GOAL
MAY 9	@SHARKS 3	FLAMES 4 OT	17496	NABOKOV/KIPRUSOFF	STEVE MONTADOR
MAY 11	@SHARKS 1	FLAMES 4	17496	NABOKOV/KIPRUSOFF	SHEAN DONOVAN
MAY 13	SHARKS 3	@FLAMES 0	19289	NABOKOV/KIPRUSOFF	V. DAMPHOUSSE
MAY 16	SHARKS 4	@FLAMES 2	19289	NABOKOV/KIPRUSOFF	Turek V. DAMPHOUSSE
MAY 17	@SHARKS 0	FLAMES 3	17496	NABOKOV/KIPRUSOFF	JAROME IGINLA
MAY 19	SHARKS 1	@FLAMES 3	19289	NABOKOV/KIPRUSOFF	MARTIN GELINAS

GOALS BY PERIOD	1ST	2ND	3RD	OT	TOTAL	SHOTS BY PERIOD	1ST	2ND	3RD	OT	TOTAL
SHARKS	0	9	3	0	12	SHARKS	48	55	36	12	151
FLAMES	7	3	5	1	16	FLAMES	56	50	59	5	170

INDIVIDUAL SCORING

SHARKS	GP	G	A	TP	+/-	PM	PP	SH	GW	GT	EN	S	PCTG
ALEXANDER KOROLYUK	6	3	1	4	1	2	1	0	0	0	1	13	23.1
MIKE RATHJE	6	1	3	4	-1	5	0	0	0	0	0	9	11.1
VINCENT DAMPHOUSSE	6	2	1	3	-3	12	1	0	2	0	0	14	14.3
ALYN MCCAULEY	6	2	1	3	1	2	0	0	0	0	0	7	28.6
JONATHAN CHEECHOO	6	1	1	2	0	0	0	0	0	0	0	13	7.7
TODD HARVEY	6	1	1	2	-4	2	0	0	0	0	0	6	16.7
PATRICK MARLEAU	6	1	1	2	-4	2	1	0	0	0	0	15	6.7
SCOTT HANNAN	6	0	2	2	1	4	0	0	0	0	0	7	0.0
WAYNE PRIMEAU	6	0	2	2	-4	0	0	0	0	0	0	7	0.0
ROB DAVISON	5	0	2	2	0	4	0	0	0	0	0	2	0.0
NILS EKMAN	5	0	2	2	1	4	0	0	0	0	0	6	0.0
MIKE RICCI	6	1	0	1	2	0	0	0	0	0	0	6	16.7
BRAD STUART	6	0	1	1	-7	2	0	0	0	0	0	13	0.0
SCOTT THORNTON	6	0	1	1	1	16	0	0	0	0	0	8	0.0
CURTIS BROWN	6	0	0	0	-5	4	0	0	0	0	0	9	0.0
JASON MARSHALL	6	0	0	0	1	13	0	0	0	0	0	5	0.0
KYLE MCLAREN	5	0	0	0	-2	6	0	0	0	0	0	7	0.0
NIKO DIMITRAKOS	4	0	0	0	-2	2	0	0	0	0	0	4	0.0
MARCEL GOC	3	0	0	0	-1	0	0	0	0	0	0	0	0.0
JIM FAHEY	1	0	0	0	0	0	0	0	0	0	0	0	0.0
TOM PREISSING	1	0	0	0	-1	0	0	0	0	0	0	0	0.0

Power Play: 3-25 (12.0%) Penalty Killing: 21-23 (91.3%)

GOALTENDING

SHARKS	GP	MIN	GA	AVG	EN	SO	W	L	SHOTS	SAVE%
EVGENI NABOKOV	6	378	15	2.38	1	1	2	4	169	.911

2002 SHARKS PLAYOFF SUMMARY

WESTERN CONFERENCE QUARTERFINALS

SAN JOSE SHARKS (#3) VS. PHOENIX COYOTES (#6) • SHARKS SUMMARY: WON-4 LOST-1

DATE	SCORE				ATT.	GOALTENDERS		GW GOAL					
APRIL 17	@SHARKS	2	COYOTES	1	17496	NABOKOV/ BURKE	PATRICK MARLEAU						
APRIL 20	@SHARKS	1	COYOTES	3	17496	NABOKOV/ BURKE	DANIEL BRIERE						
APRIL 22	SHARKS	4	@COYOTES	1	16210	NABOKOV/ BURKE	ADAM GRAVES						
APRIL 24	SHARKS	2	@COYOTES	1	16210	NABOKOV/ BURKE	MIKE RICCI						
APRIL 26	@SHARKS	4	COYOTES	1	17496	NABOKOV/ BURKE	ADAM GRAVES						
GOALS BY PERIOD		1ST	2ND	3RD	OT	TOTAL	SHOTS BY PERIOD		1ST	2ND	3RD	OT	TOTAL
SHARKS		3	5	5	0	13	SHARKS		36	59	38	0	133
COYOTES		1	4	2	0	7	COYOTES		42	56	36	0	134

INDIVIDUAL SCORING SHARKS

	GP	G	A	TP	+/-	PM	PP	SH	GW	GT	EN	S	PCTG
PATRICK MARLEAU	5	3	3	6	4	2	0	0	1	0	0	8	37.5
VINCENT DAMPHOUSSE	5	2	1	3	-1	6	1	0	0	0	0	8	25
ADAM GRAVES	5	2	1	3	-1	2	0	0	2	0	0	9	22.2
MIKE RICCI	5	2	1	3	4	0	0	0	1	0	0	8	25
SCOTT THORNTON	5	1	2	3	2	4	0	0	0	0	0	8	12.5
MARCO STURM	5	2	0	2	3	2	0	0	0	0	0	13	15.4
MIKE RATHJE	5	1	1	2	3	4	1	0	0	0	0	2	50
STEPHANE MATTEAU	3	0	2	2	2	0	0	0	0	0	0	0	0
SCOTT HANNAN	5	0	2	2	1	6	0	0	0	0	0	2	0
TODD HARVEY	5	0	2	2	3	8	0	0	0	0	0	8	0
OWEN NOLAN	5	0	2	2	-2	0	0	0	0	0	0	17	0
TEEMU SELANNE	5	0	2	2	2	2	0	0	0	0	0	9	0
NIKLAS SUNDSTROM	5	0	2	2	2	6	0	0	0	0	0	5	0
BRYAN MARCHMENT	5	0	1	1	1	4	0	0	0	0	0	7	0
EVGENI NABOKOV	5	0	1	1	0	2	0	0	0	0	0	0	0
GARY SUTER	5	0	1	1	2	6	0	0	0	0	0	16	0
MATT BRADLEY	3	0	0	0	0	0	0	0	0	0	0	2	0
JEFF JILLSON	4	0	0	0	0	0	0	0	0	0	0	2	0
MARCUS RAGNARSSON	5	0	0	0	1	6	0	0	0	0	0	6	0
BRAD STUART	5	0	0	0	3	4	0	0	0	0	0	3	0

Power Play: 0-22 (0%) Penalty Killing: 22-27 (81.4%)

GOALTENDING SHARKS

	GP	MIN	GA	AVG	EN	SO	W	L	SHOTS	SAVE%
EVGENI NABOKOV	5	299	7	1.40	0	0	4	1	134	.948

WESTERN CONFERENCE SEMIFINALS

SAN JOSE SHARKS (#3) VS. COLORADO AVALANCHE (#2) • SHARKS SUMMARY: WON-3 LOST-4

DATE	SCORE	ATT.	GOALTENDERS	GW GOAL
MAY 1	SHARKS 6	@AVALANCHE 3	18007 NABOKOV/ ROY	PATRICK MARLEAU
MAY 4	SHARKS 2	@AVALANCHE 8	18007 NABOKOV, Kiprusoff/ROY	PETER FORSBERG
MAY 6	@SHARKS 6	AVALANCHE 4	17496 NABOKOV/ ROY	PATRICK MARLEAU
MAY 8	@SHARKS 1	AVALANCHE 4	17496 NABOKOV/ ROY	JOE SAKIC
MAY 11	SHARKS 5	@AVALANCHE 3	18007 NABOKOV/ ROY	TEEMU SELANNE
MAY 13	@SHARKS 1	AVALANCHE 2 OT	17496 NABOKOV/ ROY	PETER FORSBERG
MAY 15	SHARKS 0	@AVALANCHE 1	18007 NABOKOV/ ROY	PETER FORSBERG

GOALS BY PERIOD	1ST	2ND	3RD	OT	TOTAL	SHOTS BY PERIOD	1ST	2ND	3RD	OT	TOTAL
SHARKS	3	8	10	0	21	SHARKS	63	56	70	1	190
AVALANCHE	4	14	6	1	25	AVALANCHE	57	81	52	1	191

INDIVIDUAL SCORING SHARKS

	GP	G	A	TP	+/-	PM	PP	SH	GW	GT	EN	S	PCTG
OWEN NOLAN	7	3	4	7	0	8	0	0	0	0	2	29	10.3
MIKE RICCI	7	2	5	7	2	4	0	0	0	0	0	9	22.2
TEEMU SELANNE	7	5	1	6	-5	0	2	0	1	0	0	26	19.2
PATRICK MARLEAU	7	3	2	5	-1	4	1	0	2	0	0	13	23.1
NIKLAS SUNDSTROM	7	1	4	5	1	0	0	0	0	0	0	12	8.3
VINCENT DAMPHOUSSE	7	0	5	5	0	6	0	0	0	0	0	9	0
MARCUS RAGNARSSON	7	1	3	4	-2	6	0	0	0	0	0	6	16.7
SCOTT THORNTON	7	2	1	3	1	2	0	0	0	0	0	15	13.3
MARCO STURM	7	1	2	3	-4	0	0	0	0	0	0	18	5.6
BRAD STUART	7	0	3	3	-2	4	0	0	0	0	0	9	0
GARY SUTER	7	0	3	3	0	2	0	0	0	0	0	6	0
MIKE RATHJE	7	0	2	2	2	2	0	0	0	0	0	8	0
ADAM GRAVES	7	1	0	1	-1	4	0	0	0	0	0	6	16.7
BRYAN MARCHMENT	7	1	0	1	-2	6	0	0	0	0	1	4	25
STEPHANE MATTEAU	7	1	0	1	-1	2	0	0	0	0	0	5	20
EVGENI NABOKOV	7	0	1	1	0	0	0	0	0	0	0	0	0
MATT BRADLEY	7	0	0	0	0	0	0	0	0	0	0	2	0
SCOTT HANNAN	7	0	0	0	-2	6	0	0	0	0	0	8	0
TODD HARVEY	7	0	0	0	0	4	0	0	0	0	0	5	0

Power Play: 3-21 (14.3%) Penalty Killing: 19-23 (82.6%)

GOALTENDING SHARKS

	GP	MIN	GA	AVG	EN	SO	W	L	SHOTS	SAVE%
EVGENI NABOKOV	7	413	24	3.49	1	0	3	4	188	.872
MIKKA KIPRUSOFF	1	8	0	0.00	0	0	0	0	2	100.0

2001 SHARKS PLAYOFF SUMMARY

WESTERN CONFERENCE QUARTERFINALS

SAN JOSE SHARKS (#5) VS. ST. LOUIS BLUES (#4) • SHARKS SUMMARY: WON-2 LOST-4

DATE	SCORE				ATT.	GOALTENDERS		GW GOAL			
April 12	@BLUES	3	SHARKS	1	19,407	TUREK/ NABOKOV	SCOTT YOUNG				
April 14	@BLUES	0	SHARKS	1	19,534	TUREK/ NABOKOV	SCOTT THORNTON				
April 16	BLUES	6	@SHARKS	3	17,496	TUREK/ Nabokov, Kiprusoff	DALLAS DRAKE				
April 17	BLUES	2	@SHARKS	3	17,496	TUREK/ KIPRUSOFF	OWEN NOLAN				
April 19	@BLUES	3	SHARKS	2 OT	19,853	TUREK/ KIPRUSOFF	Bryce Salvador				
April 21	BLUES	2	@SHARKS	1	17,496	TUREK/NABOKOV	PAVOL DEMITRA				
GOALS BY PERIOD	1ST	2ND	3RD	OT	TOTAL	SHOTS BY PERIOD	1ST	2ND	3RD	OT	TOTAL
SHARKS	2	6	3	0	11	SHARKS	51	62	46	2	161
BLUES	5	5	5	1	16	BLUES	59	63	51	10	183

INDIVIDUAL SCORING SHARKS

SHARKS	GP	G	A	TP	+/-	PM	PP	SH	GW	GT	EN	S	PCTG
STEPHANE MATTEAU	6	1	3	4	1	0	0	0	0	0	0	6	16.7
SCOTT THORNTON	6	3	0	3	1	8	0	0	1	0	0	15	20.0
VINCENT DAMPHOUSSE	6	2	1	3	-1	14	0	1	0	0	0	15	13.3
MIKE RICCI	6	0	3	3	-1	0	0	0	0	0	0	10	.0
NIKLAS SUNDSTROM	6	0	3	3	1	2	0	0	0	0	0	5	.0
PATRICK MARLEAU	6	2	0	2	1	4	0	0	0	0	0	12	16.7
OWEN NOLAN	6	1	1	2	-5	8	0	0	1	0	0	26	3.8
TEEMU SELANNE	6	0	2	2	2	2	0	0	0	0	0	5	.0
MARCO STURM	6	0	2	2	-2	0	0	0	0	0	0	7	.0
TONY GRANATO	4	1	0	1	0	0	0	0	0	0	0	5	20.0
BRAD STUART	5	1	0	1	0	0	0	0	0	0	0	4	25.0
BRYAN MARCHMENT	5	0	1	1	3	2	0	0	0	0	0	10	.0
MARCUS RAGNARSSON	5	0	1	1	0	8	0	0	0	0	0	5	.0
SCOTT HANNAN	6	0	1	1	-1	6	0	0	0	0	0	20	.0
JEFF NORTON	6	0	1	1	-2	2	0	0	0	0	0	3	.0
MIKE RATHJE	6	0	1	1	2	4	0	0	0	0	0	5	.0
GARY SUTER	1	0	0	0	0	0	0	0	0	0	0	0	.0
SHAWN HEINS	2	0	0	0	-1	0	0	0	0	0	0	2	.0
ALEXANDER KOROLYUK	2	0	0	0	0	0	0	0	0	0	0	0	.0
TODD HARVEY	6	0	0	0	0	8	0	0	0	0	0	2	.0
BILL LINDSAY	6	0	0	0	0	16	0	0	0	0	0	4	.0

Power Play: 0-22 (0%) Penalty Killing: 22-27 (81.4%)

GOALTENDING SHARKS

SHARKS	GP	MIN	GA	AVG	EN	SO	W	L	SHOTS	SAVE%
EVGENI NABOKOV	4	218	10	2.75	0	1	1	3	103	.903
MIKKKA KIPRUSOFF	3	149	5	2.01	1	0	1	1	79	.937

2000 SHARKS PLAYOFF SUMMARY

WESTERN CONFERENCE QUARTERFINALS

SAN JOSE SHARKS (#8) VS. ST. LOUIS BLUES (#1) • SHARKS SUMMARY: WON-4 LOST-3

DATE	SCORE	ATT.	GOALTENDERS	GW GOAL
April 12	@BLUES 5	SHARKS 3	20,199	TUREK/ SHIELDS CHRIS PRONGER
April 15	@BLUES 2	SHARKS 4	20,337	TUREK/ SHIELDS MIKE RICCI
April 17	BLUES 1	@SHARKS 2	17,483	TUREK/ SHIELDS OWEN NOLAN
April 19	BLUES 2	@SHARKS 3	17,483	TUREK/ SHIELDS GARY SUTER
April 21	@BLUES 5	SHARKS 3	20,261	TUREK/ SHIELDS CHRIS PRONGER
April 23	BLUES 6	@SHARKS 2	17,483	TUREK/ SHIELDS, Nabokov Jochen Hecht
April 25	@BLUES 1	SHARKS 3	20,418	TUREK/ SHIELDS OWEN NOLAN

GOALS BY PERIOD	1ST	2ND	3RD	OT	TOTAL	SHOTS BY PERIOD	1ST	2ND	3RD	OT	TOTAL
SHARKS	8	5	7	0	20	SHARKS	51	67	44	0	162
BLUES	8	8	6	0	22	BLUES	62	55	78	0	195

INDIVIDUAL SCORING SHARKS

SHARKS	GP	G	A	TP	+/-	PM	PP	SH	GW	GT	EN	S	PCTG
OWEN NOLAN	7	6	2	8	0	4	2	1	2	0	1	20	30.0
GARY SUTER	7	2	3	5	-4	12	1	0	1	0	0	16	12.5
VINCENT DAMPHOUSSE	7	0	5	5	0	8	0	0	0	0	0	14	.0
MIKE RICCI	7	3	1	4	-3	2	2	0	1	0	0	10	30.0
MIKE RATHJE	7	1	3	4	2	0	0	0	0	0	0	5	20.0
JEFF FRIESE	6	2	1	3	-1	8	0	0	0	0	0	8	25.0
DAVE LOWRY	7	1	2	3	1	4	0	0	0	0	0	6	16.7
MARCO STURM	7	1	2	3	0	6	0	0	0	0	0	10	10.0
MARCUS RAGNARSSON	7	0	3	3	4	8	0	0	0	0	0	4	.0
BRYAN MARCHMENT	7	2	0	2	3	4	0	0	0	0	0	14	14.3
ALEXANDER KOROLYUK	5	0	2	2	2	6	0	0	0	0	0	7	.0
STEPHANE MATTEAU	7	0	2	2	-1	8	0	0	0	0	0	11	.0
RON SUTTER	7	0	2	2	2	2	0	0	0	0	0	6	.0
RONNIE STERN	2	1	0	1	0	9	0	0	0	0	0	3	33.3
BRAD STUART	7	1	0	1	-6	4	1	0	0	0	0	6	16.7
TONY GRANATO	7	0	1	1	3	10	0	0	0	0	0	9	.0
NIKLAS SUNDSTROM	7	0	1	1	-2	2	0	0	0	0	0	6	.0
PATRICK MARLEAU	1	0	0	0	-2	0	0	0	0	0	0	0	.0
TODD HARVEY	7	0	0	0	-1	4	0	0	0	0	0	3	.0
JEFF NORTON	7	0	0	0	0	1	7	0	0	0	0	4	.0

Power Play: 6-35 (17.1%) Penalty Killing: 31-39 (79.5%)

GOALTENDING SHARKS

SHARKS	GP	MIN	GA	AVG	EN	SO	W	L	SHOTS	SAVE%
STEVE SHIELDS	7	398	21	3.17	1	0	4	3	184	.886
EVGENI NABOKOV	1	20	0	0.00	0	0	0	0	10	1.000

WESTERN CONFERENCE SEMIFINALS

SAN JOSE SHARKS (#8) VS. DALLAS STARS (#2) • SHARKS SUMMARY: WON-1 LOST-4

DATE	SCORE					ATT.	GOALTENDERS					GW GOAL	
April 28	@STARS	4		SHARKS	0	17,001	BELFOUR/ SHIELDS					AARON GAVEY	
April 30	@STARS	1		SHARKS	0	17,001	BELFOUR/ SHIELDS					MIKE MODANO	
May 2	STARS	1	@SHARKS	2		17,483	BELFOUR/ SHIELDS					OWEN NOLAN	
May 5	STARS	5	@SHARKS	4		17,483	BELFOUR/ SHIELDS					JOE NIEUWENDYK	
May 7	@STARS	4		SHARKS	1	17,001	BELFOUR/ SHIELDS					SCOTT THORNTON	
GOALS BY PERIOD	1ST	2ND	3RD	OT	TOTAL	SHOTS BY PERIOD	1ST	2ND	3RD	OT	TOTAL		
STARS	8	3	4	0	15	STARS	49	46	44	0	139		
SHARKS	2	4	1	0	7	SHARKS	42	41	50	0	133		
INDIVIDUAL SCORING													
SHARKS	GP	G	A	TP	+/-	PM	PP	SH	GW	GT	EN	S	PCTG
VINCENT DAMPHOUSSE	5	1	2	3	-5	8	1	0	0	0	0	14	7.1
OWEN NOLAN	3	2	0	2	-2	2	0	1	1	0	0	12	16.7
MIKE RICCI	5	2	0	2	0	0	1	0	0	0	0	10	20.0
PATRICK MARLEAU	4	1	1	2	-1	2	1	0	0	0	0	4	25.0
GARY SUTER	5	0	2	2	-2	0	0	0	0	0	0	17	.0
TODD HARVEY	5	1	0	1	-1	4	1	0	0	0	0	6	16.7
SCOTT HANNAN	1	0	1	1	0	0	0	0	0	0	0	2	.0
ALEXANDER KOROLYUK	4	0	1	1	-1	0	0	0	0	0	0	6	.0
BRYAN MARCHMENT	4	0	1	1	-1	8	0	0	0	0	0	2	.0
JEFF FRIESEN	5	0	1	1	-3	2	0	0	0	0	0	14	.0
JEFF NORTON	5	0	1	1	-2	0	0	0	0	0	0	7	.0
MARCO STURM	5	0	1	1	0	0	0	0	0	0	0	6	.0
NIKLAS SUNDSTROM	5	0	1	1	-1	0	0	0	0	0	0	3	.0
RONNIE STERN	1	0	0	0	-2	2	0	0	0	0	0	1	.0
STEPHANE MATTEAU	3	0	0	0	-1	0	0	0	0	0	0	5	.0
TONY GRANATO	5	0	0	0	-2	4	0	0	0	0	0	6	.0
DAVE LOWRY	5	0	0	0	-1	2	0	0	0	0	0	1	.0
MARCUS RAGNARSSON	5	0	0	0	-1	2	0	0	0	0	0	3	.0
MIKE RATHJE	5	0	0	0	-3	6	0	0	0	0	0	3	.0
BRAD STUART	5	0	0	0	-5	2	0	0	0	0	0	6	.0
RON SUTTER	5	0	0	0	-2	8	0	0	0	0	0	5	.0
Power Play: 4-28 (14.3%) Penalty Killing: 17-22 (77.3%)													
GOALTENDING													
SHARKS	GP	MIN	GA	AVG	EN	SO	W	L	SHOTS	SAVE%			
STEVE SHIELDS	5	298	15	3.02	0	0	1	4	139	.892			

1999 SHARKS PLAYOFF SUMMARY

WESTERN CONFERENCE QUARTERFINALS

SAN JOSE SHARKS (#7) VS. COLORADO AVALANCHE (#2) • SHARKS SUMMARY: WON-2 LOST-4

DATE	SCORE	ATT.	GOALTENDERS	GW GOAL
April 24	AVALANCHE 3 @SHARKS 1	17,483	ROY/ VERNON	SANDIS OZOLINSH
April 26	AVALANCHE 2 @SHARKS 1 OT	17,483	ROY/ VERNON	MILAN HEJDUK
April 28	@AVALANCHE 2 SHARKS 4	16,061	ROY/VERNON	MARCO STURM
April 30	@AVALANCHE 3 SHARKS 7	16,061	ROY, Billington/ VERNON	A. KOROLYUK
May 1	@AVALANCHE 6 SHARKS 2	16,051	ROY/ SHIELDS	JOE SAKIC
May 3	AVALANCHE 3 @SHARKS 2 OT	17,483	ROY/ VERNON	MILAN HEJDUK

* Games 1 and 2 were shifted to San Jose due to the tragedy at Columbine High School in Littleton, colo.

GOALS BY PERIOD	1ST	2ND	3RD	OT	TOTAL	SHOTS BY PERIOD	1ST	2ND	3RD	OT	TOTAL		
AVALANCHE	3	9	5	2	19	AVALANCHE	56	74	65	13	208		
SHARKS	1	4	12	0	17	SHARKS	49	66	69	7	191		
INDIVIDUAL SCORING													
SHARKS	GP	G	A	TP	+/-	PM	PP	SH	GW	GT	EN	S	PCTG
JEFF NORTON	6	0	7	7	5	10	0	0	0	0	0	3	.0
VINCENT DAMPHOUSSE	6	3	2	5	1	6	0	2	0	0	0	22	13.6
MIKE RICCI	6	2	3	5	1	10	1	0	0	0	0	9	22.2
JEFF FRIESEN	6	2	2	4	-1	14	1	0	0	0	0	20	10.0
MARCO STURM	6	2	2	4	1	4	0	0	1	0	0	15	13.3
ALEXANDER KOROLYUK	6	1	3	4	-3	2	0	0	1	0	0	7	14.3
BILL HOULDER	6	3	0	3	2	4	3	0	0	0	0	8	37.5
PATRICK MARLEAU	6	2	1	3	-1	4	2	0	0	0	0	7	28.6
JOE MURPHY	6	0	3	3	4	0	0	0	0	0	0	21	.0
TONY GRANATO	6	1	1	2	-1	2	0	0	0	0	0	5	20.0
OWEN NOLAN	6	1	1	2	6	0	0	0	0	1	0	26	3.8
MIKE VERNON	5	0	1	1	0	0	0	0	0	0	0	0	.0
MARCUS RAGNARSSON	6	0	1	1	-4	6	0	0	0	0	0	9	.0
DAVE LOWRY	1	0	0	0	0	0	0	0	0	0	0	0	.0
STEPHANE MATTEAU	5	0	0	0	-3	6	0	0	0	0	0	4	.0
BRYAN MARCHMENT	6	0	0	0	4	0	0	0	0	0	0	7	.0
MIKE RATHJE	6	0	0	0	-6	4	0	0	0	0	0	4	.0
BOB ROUSE	6	0	0	0	-1	6	0	0	0	0	0	4	.0
RONNIE STERN	6	0	0	0	-1	6	0	0	0	0	0	10	.0
RON SUTTER	6	0	0	0	-1	4	0	0	0	0	0	10	.0
Power Play: 7-41 (17.1%) Penalty Killing: 35-42 (83.3%)													
GOALTENDING													
SHARKS	GP	MIN	GA	AVG	EN	SO	W	L	SHOTS	SAVE%			
MIKE VERNON	5	321	13	2.40	0	0	2	3	172	.924			
STEVE SHIELDS	1	60	6	6.00	0	0	0	1	36	.833			

PLAYOFFS

1998 SHARKS PLAYOFF SUMMARY

WESTERN CONFERENCE QUARTERFINALS
SAN JOSE SHARKS (#8) VS. DALLAS STARS (#1) • SHARKS SUMMARY: WON-2 LOST-4

DATE	SCORE			ATT.	GOALTENDERS	GW GOAL					
April 22	@STARS 4	SHARKS 1		16,928	VERNON/ BELFOUR	JUHA LIND					
April 24	@STARS 5	SHARKS 2		16,928	HRUDEY, Vernon/ BELFOUR	PAT VERBEEK					
April 26	STARS 1	@SHARKS 4		17,483	VERNON/ BELFOUR, Fernandez	OWEN NOLAN					
April 28	STARS 0	@SHARKS 1 OT		17,483	VERNON/ BELFOUR	ANDREI ZYUZIN					
April 30	@STARS 3	SHARKS 2		16,928	VERNON/ BELFOUR	MIKE MODANO					
May 2	STARS 3	@SHARKS 2 OT		17,483	VERNON/ BELFOUR	MIKE KEANE					
GOALS BY PERIOD	1ST	2ND	3RD	OT	TOTAL	SHOTS BY PERIOD	1ST	2ND	3RD	OT	TOTAL
SHARKS	2	5	4	1	12	SHARKS	41	48	38	4	131
STARS	6	6	3	1	16	STARS	55	46	41	3	145

INDIVIDUAL SCORING

SHARKS	GP	G	A	TP	+/-	PM	PP	SH	GW	GT	EN	S	PCTG
JOHN MACLEAN	6	2	3	5	1	4	1	0	0	0	0	18	11.1
BERNIE NICHOLLS	6	0	5	5	-2	8	0	0	0	0	0	6	.0
OWEN NOLAN	6	2	2	4	-1	26	2	0	1	0	0	16	12.5
MIKE RICCI	6	1	3	4	0	6	0	0	0	0	0	8	12.5
BILL HOULDER	6	1	2	3	0	2	0	0	0	0	0	8	12.5
MURRAY CRAVEN	6	1	1	2	-2	0	0	0	0	0	0	6	16.7
JOE MURPHY	6	1	1	2	-1	20	1	0	0	0	0	10	10.0
AL IAFRATE	6	1	0	1	-4	10	1	0	0	0	0	10	10.0
MIKE RATHJE	6	1	0	1	-3	6	1	0	0	0	0	2	50.0
RON SUTTER	6	1	0	1	-1	14	0	0	0	0	0	7	14.3
ANDREI ZYUZIN	6	1	0	1	-2	14	0	0	1	1	0	6	16.7
STEPHANE MATTEAU	4	0	1	1	1	0	0	0	0	0	0	2	.0
PATRICK MARLEAU	5	0	1	1	-1	0	0	0	0	0	0	2	.0
JEFF FRIESE	6	0	1	1	-1	2	0	0	0	0	0	9	.0
TONY GRANATO	1	0	0	0	0	0	0	0	0	0	0	2	.0
MARCO STURM	2	0	0	0	-2	0	0	0	0	0	0	3	.0
SHAWN BURR	6	0	0	0	-1	8	0	0	0	0	0	4	.0
DAVE LOWRY	6	0	0	0	0	18	0	0	0	0	0	3	.0
BRYAN MARCHMENT	6	0	0	0	1	10	0	0	0	0	0	5	.0
MARCUS RAGNARSSON	6	0	0	0	2	4	0	0	0	0	0	4	.0
MIKE VERNON	6	0	0	0	0	0	0	0	0	0	0	0	.0
KELLY HRUDEY	1	0	0	0	0	0	0	0	0	0	0	0	.0

Power Play: 6-36 (16.7%) Penalty Killing 31-38 (81.6%)

GOALTENDING

SHARKS	GP	MIN	GA	AVG	EN	SO	W	L	SHOTS	SAVE%
MIKE VERNON	5	321	13	2.40	0	0	2	3	172	.924
STEVE SHIELDS	1	60	6	6.00	0	0	0	1	36	.833

1995 SHARKS PLAYOFF SUMMARY

WESTERN CONFERENCE SEMIFINALS
DETROIT RED WINGS (#1) VS. SAN JOSE SHARKS (#7) • SHARKS SUMMARY: WON-0 LOST-4

DATE	SCORE		ATT.	GOALTENDERS	GW GOAL						
May 21	@RED WINGS 6	SHARKS 0	19,875	VERNON/FLAHERTY	DINO CICCARELLI						
May 23	@RED WINGS 6	SHARKS 2	19,875	VERNON/IRBE	STEVE YZERMAN						
May 25	RED WINGS 6	@SHARKS 2	17,190	VERNON/FLAHERTY	VYACHESLAV KOZLOV						
May 27	RED WINGS 6	@SHARKS 2	17,190	VERNON/FLAHERTY	DOUG BROWN						
GOALS BY PERIOD	1ST	2ND	3RD	OT	TOTAL	SHOTS BY PERIOD	1ST	2ND	3RD	OT	TOTAL
RED WINGS	10	6	8	0	24	RED WINGS	55	61	31	0	147
SHARKS	0	2	4	0	6	SHARKS	25	16	20	0	61

INDIVIDUAL SCORING

SHARKS	GP	G	A	TP	+/-	PM	PP	SH	GW	GT	EN	S	PCTG
IGOR LARIONOV	4	0	3	3	-3	0	0	0	0	0	0	4	.0
MIKE RATHJE	4	2	0	2	-8	0	2	0	0	0	0	5	40.0
RAY WHITNEY	4	2	0	2	-5	2	0	0	0	0	0	2	100.0
ULF DAHLEN	4	1	1	2	-7	0	1	0	0	0	0	3	33.3
JAY MORE	4	0	2	2	-6	0	0	0	0	0	0	4	.0
SANDIS OZOLINSH	4	0	2	2	-6	2	0	0	0	0	0	3	.0
SERGEI MAKAROV	4	1	0	1	-2	0	0	0	0	0	0	3	33.3
JEFF FRIESE	4	0	1	1	-6	0	0	0	0	0	0	5	.0
JIM KYTE	4	0	1	1	-4	2	0	0	0	0	0	1	.0
SHAWN CRONIN	2	0	0	0	0	0	0	0	0	0	0	0	.0
KEVIN MILLER	2	0	0	0	-1	2	0	0	0	0	0	5	.0
JAMIE BAKER	4	0	0	0	-5	2	0	0	0	0	0	8	.0
SHEAN DONOVAN	4	0	0	0	-2	6	0	0	0	0	0	5	.0
PAT FALLOON	4	0	0	0	-4	0	0	0	0	0	0	4	.0
CRAIG JANNNEY	4	0	0	0	-4	0	0	0	0	0	0	0	.0
VLASTIMIL KROUPA	4	0	0	0	-2	4	0	0	0	0	0	1	.0
JEFF ODGERS	4	0	0	0	-1	19	0	0	0	0	0	2	.0
TOM PEDERSON	4	0	0	0	-4	2	0	0	0	0	0	1	.0
CHRIS TANCILL	4	0	0	0	-6	8	0	0	0	0	0	5	.0

Power Play: 3-17 (17.6%) Penalty Killing: 9-15 (60.0%)

GOALTENDING

SHARKS	GP	MIN	GA	AVG	EN	SO	W	L	SHOTS	SAVE%
WADE FLAHERTY	3	180	18	6.00	0	0	0	3	101	.822
ARTURS IRBE	1	60	6	6.00	0	0	0	1	46	.870

WESTERN CONFERENCE QUARTERFINALS
CALGARY FLAMES (#2) VS. SAN JOSE SHARKS (#7) • SHARKS SUMMARY: WON-4 LOST-3

DATE	SCORE				ATT.	GOALTENDERS				GW GOAL			
May 7	@FLAMES	4	SHARKS	5	15,624	Tabaracci, KIDD/IRBE				JAMIE BAKER			
May 9	@FLAMES	4	SHARKS	5, OT	16,389	KIDD/IRBE				ULF DAHLEN			
May 11	FLAMES	9	@SHARKS	2	17,190	KIDD/FLAHERTY, Irbe				MIKE SULLIVAN			
May 13	FLAMES	6	@SHARKS	4	17,190	KIDD/IRBE				ROBERT REICHEL			
May 15	@FLAMES	5	SHARKS	0	18,298	KIDD/FLAHERTY, Irbe				JOE NIEUWENDYK			
May 17	FLAMES	3	@SHARKS	5	17,190	KIDD/FLAHERTY				CRAIG JANNNEY			
May 19	@FLAMES	4	SHARKS	5, 2 OT	20,230	KIDD/FLAHERTY				RAY WHITNEY			
GOALS BY PERIOD	1ST	2ND	3RD	OT	TOTAL	SHOTS BY PERIOD	1ST	2ND	3RD	OT	TOTAL		
SHARKS	7	11	6	2	26	SHARKS	41	67	66	16	190		
FLAMES	13	7	15	0	35	FLAMES	91	61	84	23	259		
INDIVIDUAL SCORING													
SHARKS	GP	G	A	TP	+/-	PM	PP	SH	GW	GT	EN	S	PCTG
ULF DAHLEN	7	4	3	7	-6	0	2	0	1	1	0	16	25.0
CRAIG JANNNEY	7	3	4	7	-9	4	0	0	1	0	0	17	17.6
RAY WHITNEY	7	2	4	6	2	0	0	0	1	1	0	13	15.4
IGOR LARIONOV	7	1	5	6	-1	2	0	0	0	0	0	15	6.7
MIKE RATHJE	7	3	2	5	-7	4	3	0	0	0	0	13	23.1
SERGEI MAKAROV	7	2	3	5	-1	4	0	0	0	0	0	5	40.0
JEFF FRIESEN	7	1	4	5	-3	4	0	0	0	0	0	16	6.3
TOM PEDERSON	6	0	5	5	-10	6	0	0	0	0	0	13	.0
PAT FALLOON	7	3	1	4	-2	0	0	0	0	0	0	20	15.0
JAMIE BAKER	7	2	2	4	-2	10	0	0	1	0	0	12	16.7
SANDIS OZOLINSH	7	3	0	3	-7	4	1	0	0	0	0	12	25.0
JEFF ODGERS	7	1	1	2	1	4	0	0	0	0	0	3	33.3
CHRIS TANCILL	7	1	1	2	-1	0	0	0	0	0	0	11	9.1
JAY MORE	7	0	2	2	6	6	0	0	0	0	0	7	.0
SHEAN DONOVAN	3	0	1	1	-1	0	0	0	0	0	0	2	.0
JIM KYTE	7	0	1	1	3	12	0	0	0	0	0	7	.0
VLASTIMIL KROUPA	2	0	0	0	-1	0	0	0	0	0	2	.0	.0
KEVIN MILLER	4	0	0	0	-2	0	0	0	0	0	0	2	.0
ARTURS IRBE	5	0	0	0	0	10	0	0	0	0	0	0	.0
ANDREI NAZAROV	6	0	0	0	0	9	0	0	0	0	0	3	.0
SHAWN CRONIN	7	0	0	0	2	5	0	0	0	0	0	1	.0

Power Play: 6-31 (19.4%) Penalty Killing: 24-31 (77.4%)

GOALTENDING

SHARKS	GP	MIN	GA	AVG	EN	SO	W	L	SHOTS	SAVE%
ARTURS IRBE	5	256	21	4.92	1	0	2	3	138	.848
WADE FLAHERTY	4	197	13	3.96	0	0	2	0	120	.892

1994 SHARKS PLAYOFF SUMMARY

WESTERN CONFERENCE QUARTERFINALS
DETROIT RED WINGS (#1) VS. SAN JOSE SHARKS (#8) • SHARKS SUMMARY: WON-4 LOST-3

DATE	SCORE		ATT.		GOALTENDERS				GW GOAL				
April 18	@RED WINGS	4	SHARKS	5	19,778	ESSENSA/ IRBE			VLASTIMIL KROUPA				
April 20	@RED WINGS	4	SHARKS	0	19,875	OSGOOD/ IRBE			SHAWN BURR				
April 22	RED WINGS	3	@SHARKS	2	17,190	OSGOOD/ IRBE			SHAWN BURR				
April 23	RED WINGS	3	@SHARKS	4	17,190	OSGOOD/ IRBE			SERGEI MAKAROV				
April 26	RED WINGS	4	@SHARKS	6	17,190	ESSENSA, Osgood/ IRBE			JOHAN GARPENLOV				
April 28	@RED WINGS	7	SHARKS	1	19,875	OSGOOD/ IRBE, Waite			STEVE CHIASSON				
April 30	@RED WINGS	2	SHARKS	3	19,875	OSGOOD/ IRBE			JAMIE BAKER				
GOALS BY PERIOD	1ST	2ND	3RD	OT	TOTAL	SHOTS BY PERIOD		1ST	2ND	3RD	OT	TOTAL	
RED WINGS	11	8	8	0	27	RED WINGS		74	79	65	0	218	
SHARKS	7	6	8	0	21	SHARKS		47	60	46	0	153	
INDIVIDUAL SCORING SHARKS	GP	G	A	TP	+/-	PM	PP	SH	GW	GT	EN	S	PCTG
IGOR LARIONOV	7	2	8	10	-5	4	0	0	0	0	0	10	20.0
SERGEI MAKAROV	7	6	0	6	-3	4	3	0	1	0	0	14	42.9
JOHAN GARPENLOV	7	2	3	5	-5	6	0	0	1	0	0	8	25.0
TODD ELIK	7	1	4	5	-1	8	0	0	0	0	0	15	6.7
SANDIS OZOLINSH	7	0	5	5	-4	0	0	0	0	0	0	12	.0
ULF DAHLEN	7	3	1	4	0	0	2	0	0	0	0	12	25.0
TOM PEDERSON	7	1	3	4	-1	2	0	1	0	0	0	18	5.6
JAMIE BAKER	7	2	1	3	-1	4	0	0	1	0	0	7	28.6
JEFF NORTON	7	0	3	3	-4	12	0	0	0	0	0	15	.0
BOB ERREY	7	1	1	2	0	2	0	0	0	0	0	5	20.0
VLASTIMIL KROUPA	7	1	1	2	-2	2	0	0	1	0	0	4	25.0
GAETAN DUCHESNE	7	0	2	2	1	8	0	0	0	0	0	5	.0
RAY WHITNEY	7	0	2	2	-4	2	0	0	0	0	0	11	.0
SHAWN CRONIN	7	1	0	1	-2	6	0	0	0	0	0	1	100.0
ROB GAUDREAU	7	1	0	1	0	0	1	0	0	0	0	6	16.7
PAT FALLOON	7	0	1	1	-3	4	0	0	0	0	0	4	.0
JAY MORE	7	0	1	1	-2	12	0	0	0	0	0	3	.0
JEFF ODGERS	4	0	0	0	-1	2	0	0	0	0	0	3	.0
ARTURS IRBE	7	0	0	0	0	4	0	0	0	0	0	0	.0

Power Play: 6-36 (16.7%)

Penalty Killing: 30-35 (85.7%)

GOALTENDING

SHARKS	GP	MIN	GA	AVG	EN	SO	W	L	SHOTS	SAVE%
ARTURS IRBE	7	399	26	3.91	0	0	4	3	210	.876
JIM WAITE	1	20	1	3.00	0	0	0	0	8	.875

WESTERN CONFERENCE SEMIFINALS TORONTO MAPLE LEAFS (#2) VS. SAN JOSE SHARKS (#8) • SHARKS SUMMARY: WON-3 LOST-4

DATE	SCORE	ATT.	GOALTENDERS	GW GOAL
May 2	@MAPLE LEAFS 2 SHARKS 3	15,728	POTVIN/ IRBE	JOHAN GARPENLOV
May 4	@MAPLE LEAFS 5 SHARKS 1	15,728	POTVIN/ IRBE	MIKE GARTNER
May 6	MAPLE LEAFS 2 @SHARKS 5	17,190	POTVIN, Rhodes/ IRBE	ULF DAHLEN
May 8	MAPLE LEAFS 8 @SHARKS 3	17,190	POTVIN/ IRBE, Waite	WENDEL CLARK
May 10	MAPLE LEAFS 2 @SHARKS 5	17,190	POTVIN/ IRBE	SERGEI MAKAROV
May 12	@MAPLE LEAFS 3 SHARKS 2 OT	15,728	POTVIN/ IRBE	MIKE GARTNER
May 14	@MAPLE LEAFS 4 SHARKS 2	15,728	POTVIN/ IRBE	MARK OSBORNE

GOALS BY PERIOD	1ST	2ND	3RD	OT	TOTAL	SHOTS BY PERIOD	1ST	2ND	3RD	OT	TOTAL
MAPLE LEAFS	9	9	7	1	26	MAPLE LEAFS	65	64	68	1	198
SHARKS	5	8	8	0	21	SHARKS	60	75	52	0	187

INDIVIDUAL SCORING

SHARKS	GP	G	A	TP	+/-	PM	PP	SH	GW	GT	EN	S	PCTG
IGOR LARIONOV	7	3	5	8	4	6	0	0	0	0	0	17	17.6
TODD ELIK	7	4	1	5	-4	4	1	0	0	0	0	30	13.3
JOHAN GARPENLOV	7	2	3	5	5	0	0	0	1	0	0	15	13.3
SANDIS OZOLINSH	7	0	5	5	7	8	0	0	0	0	0	11	.0
ULF DAHLEN	7	3	1	4	-3	0	1	0	1	0	0	24	12.5
SERGEI MAKAROV	7	2	2	4	5	0	0	0	1	0	0	12	16.7
BOB ERREY	7	2	1	3	-3	8	1	0	0	0	0	7	28.6
GAETAN DUCHESNE	7	1	2	3	-3	4	0	0	0	0	0	12	8.3
JEFF NORTON	7	1	2	3	8	8	0	0	0	0	0	9	11.1
TOM PEDERSON	7	0	3	3	-5	0	0	0	0	0	0	16	.0
JAMIE BAKER	7	1	1	2	0	26	0	0	0	0	0	6	16.7
PAT FALLOON	7	1	1	2	1	2	0	0	0	0	0	4	25.0
RAY WHITNEY	7	0	2	2	0	6	0	0	0	0	0	5	.0
ROB GAUDREAU	7	1	0	1	-1	0	0	1	0	0	0	8	12.5
JAY MORE	6	0	1	1	-2	20	0	0	0	0	0	2	.0
VLASTIMIL KROUPA	7	0	1	1	-6	19	0	0	0	0	0	2	.0
MIKE RATHJUE	1	0	0	0	1	0	0	0	0	0	0	0	.0
SHAWN CRONIN	7	0	0	0	-2	14	0	0	0	0	0	4	.0
ARTURS IRBE	7	0	0	0	0	2	0	0	0	0	0	0	.0
JEFF ODGERS	7	0	0	0	-1	9	0	0	0	0	0	3	.0

Power Play: 3-38 (7.9%) Penalty Killing: 18-26 (69.2%)

GOALTENDING

SHARKS	GP	MIN	GA	AVG	EN	SO	W	L	SHOTS	SAVE%
ARTURS IRBE	7	407	24	3.54	0	0	3	4	189	.873
JIM WAITE	1	20	2	6.00	0	0	0	0	9	.778



In Game Seven of the 1995 Western Conference Quarterfinals vs. Calgary, Ray Whitney's goal in the second overtime gave the Sharks the series.

SHARKS ALL-TIME PLAYOFF RECORDS

TEAM

GOALS

MOST GOALS, GAME AT HOME — 6 (2 times, most recent — 5/6/02 vs. Colorado [6-4 W])
MOST GOALS, GAME ON ROAD — 7, 4/30/99 at Colorado (7-3 W)
MOST GOALS AGAINST, GAME AT HOME — 9, 5/11/95 vs. Calgary (2-9 L)
MOST GOALS AGAINST, GAME ON ROAD — 8, 5/4/02 at Colorado (2-8 L)
MOST GOALS, GAME BY BOTH TEAMS AT HOME — 11 (2 times, most recent — 5/11/95 vs. Calgary [2-9 L])
MOST GOALS, GAME BY BOTH TEAMS ON ROAD — 10, (2 times, most recent — 5/4/02 at Colorado [2-8 L])
FEWEST GOALS, GAME AT HOME — 0, 5/17/04 vs. Calgary (0-3 L)
FEWEST GOALS, GAME ON ROAD — 0 (8 times, most recent — 5/17/06 at Edmonton [0-2 L])
FEWEST GOALS ALLOWED, GAME AT HOME — 0 (2 times, most recent — 4/08/04 vs. St. Louis (1-0 W OT))
FEWEST GOALS ALLOWED, GAME ON ROAD — 0, (4 times, most recent — 4/23/06 at Nashville (3-0 W))
FEWEST GOALS BY BOTH TEAMS, GAME AT HOME — 1 (2 times, most recent — 4/08/04 vs. St. Louis (1-0 W OT))
FEWEST GOALS BY BOTH TEAMS, GAME ON ROAD — 1, (5 times, most recent — 4/28/04 at Colorado [0-1 L OT])
EARLIEST GOAL FROM START OF GAME, FOR — 46, 4/12/00 at St. Louis (3-5 L), Dave Lowry
EARLIEST GOAL FROM START OF 2ND PERIOD, FOR — 29 (2 times, most recent — 5/8/02 vs. Colorado [1-4 L], Teemu Selanne)
EARLIEST GOAL FROM START OF 3RD PERIOD, FOR — 19, 5/19/95 at Calgary (5-4 W 2OT), Pat Falloon
EARLIEST GOAL FROM START OF OVERTIME, FOR — 6:31, 4/28/98 vs. Dallas (1-0 W OT), Andrei Zyuzin
EARLIEST GOAL FROM START OF GAME, AGAINST — 20, 5/11/04 vs. Calgary (1-4 L), Marcus Nilson
EARLIEST GOAL FROM START OF 2ND PERIOD, AGAINST — 21, 4/23/00 vs. St. Louis (2-6 L), Scott Young
EARLIEST GOAL FROM START OF 3RD PERIOD, AGAINST — 12, 5/14/06 vs. Edmonton (3-6 L), Shawn Horcoff
EARLIEST GOAL FROM START OF OVERTIME, AGAINST — 1:54, 5/01/04 vs. Colorado (1-2 L OT), Joe Sakic
FASTEST 2 GOALS, FOR — 08, 4/30/98 at Dallas (2-3 L); John MacLean, Ron Sutter
FASTEST 3 GOALS, FOR — 4:08, 4/18/94 at Detroit (5-4 W); Shawn Cronin, Igor Larionov, Sergei Makarov
FASTEST 4 GOALS, FOR — 17:58, 4/26/94 vs. Detroit (6-4 W); Sergei Makarov, Ulf Dahlen, Johan Garpenlov, Bob Errey
FASTEST 2 GOALS, AGAINST — 12, 5/04/02 at Colorado (2-8 L); Eric Messier, Dan Himote
FASTEST 3 GOALS, AGAINST — 1:36, 4/28/94 at Detroit (1-7 L); Steve Chiasson, Ray Sheppard, Slava Kozlov
FASTEST 4 GOALS, AGAINST — 3:01, 4/28/94 at Detroit (1-7 L); Steve Chiasson, Ray Sheppard, Slava Kozlov, Steve Yzerman
FASTEST 5 GOALS, AGAINST — 14:01, 4/23/00 vs. St. Louis (2-6 L); Scott Young, Jochen Hecht, Chris Pronger, Tyson Nash, Scott Young
MOST CONSECUTIVE GOALS GAME, FOR — 5, 4/30/99 at Colorado (7-3 W)
MOST CONSECUTIVE GOALS GAME, AGAINST — 6, 4/23/00 vs. St. Louis (2-6 L)
MOST GOALS FOR, PERIOD AT HOME — 3 (8 times, most recent — 4/27/06 vs. Edmonton [5-4 W]; 2nd period)

MOST GOALS FOR, PERIOD ON ROAD — 4, (2 times, most recent — 5/16/04 at Calgary [4-1 W], 2nd period)
MOST GOALS AGAINST, PERIOD AT HOME — 5, 4/23/00 vs. St. Louis [2-6 L], 2nd period)
MOST GOALS AGAINST, PERIOD ON ROAD — 4, (4 times, most recent — 5/4/02 at Detroit [2-8 L]; 2nd period)
WIDEST MARGIN OF VICTORY, HOME — 3 (5 times, most recent — 4/25/06 vs. Edmonton [4-1 W])
WIDEST MARGIN OF VICTORY, ROAD — 4, 4/30/99 at Colorado (7-3 W)
WIDEST MARGIN OF DEFEAT, HOME — 7, 5/11/95 vs. Calgary (2-9 L)
WIDEST MARGIN OF DEFEAT, ROAD — 6 (2 times, most recent — 5/4/02 at Colorado [2-8 L])

POINTS

MOST POINTS, GAME — 16, 5/1/02 at Colorado (6-3 W)
MOST POINTS AGAINST, GAME — 23 (2 times, most recent — 5/11/95 vs. Calgary [2-9 L])
MOST POINTS, GAME BY BOTH TEAMS — 30 (2 times, most recent — 5/4/02 at Colorado [2-8 L], COL 2, S.J. 6)
FEWEST POINTS, GAME — 0 (9 times, most recent — 4/23/06 at Edmonton [0-2 L])
FEWEST POINTS AGAINST, GAME — 0 (6 times, most recent — 4/23/06 at Edmonton [0-2 L])
FEWEST POINTS, GAME BY BOTH TEAMS — 2, (2 times, most recent — 4/28/04 at Colorado [0-1 L OT]; COL 2, S.J. 0)

SHOTS

MOST SHOTS, GAME AT HOME — 52, 5/09/04 vs. Calgary (3-4 L OT)
MOST SHOTS, GAME ON ROAD — 37, 5/9/95 at Calgary (5-4 W OT)
MOST SHOTS FACED, GAME AT HOME — 41, 4/17/01 vs. St. Louis (3-2 W)
MOST SHOTS FACED, GAME ON ROAD — 60, 5/19/95 at Calgary (5-4 W 2OT)
MOST SHOTS, GAME BY BOTH TEAMS AT HOME — 89, 5/09/04 vs. Calgary (3-4 L OT); S.J. 52, CGY 37
MOST SHOTS, GAME BY BOTH TEAMS ON ROAD — 92, 5/10/06 at Edmonton (2-3 L 3 OT)
FEWEST SHOTS, GAME AT HOME — 12, 5/25/95 vs. Detroit (2-6 L)
FEWEST SHOTS, GAME ON ROAD — 15, 5/21/95 at Detroit (0-6 L)
FEWEST SHOTS FACED, GAME AT HOME — 14, 4/26/98 vs. Dallas (4-1 W)
FEWEST SHOTS FACED, GAME ON ROAD — 18, 4/30/00 at Dallas (0-1 L)
FEWEST SHOTS, GAME BY BOTH TEAMS AT HOME — 38, 5/11/04 vs. Calgary (1-4 L); S.J. 18, CGY 20
FEWEST SHOTS, GAME BY BOTH TEAMS ON ROAD — 37, 4/30/00 at Dallas (0-1 L); DAL 19, S.J. 18
MOST SHOTS, PERIOD AT HOME — 21, 4/24/99 vs. Colorado (1-3 L) 3rd period
MOST SHOTS, PERIOD ON ROAD — 18 (4/30/06 at Nashville [2-1 W], 2nd period)
MOST SHOTS, OT AT HOME — 4 (2 times, most recent — 4/08/04 vs. St. Louis (1-0 W OT, 9:16))
MOST SHOTS, OT ON ROAD — 19, 5/19/95 at Calgary (5-4 W 2OT, 21:54)
MOST SHOTS FACED, PERIOD AT HOME — 18, 5/6/02 vs. Colorado (6-4 W), 2nd period
MOST SHOTS FACED, PERIOD ON ROAD — 21, 5/23/95 at Detroit (2-6 L); 1st period
MOST SHOTS FACED, OT AT HOME — 12, 5/09/04 vs. Calgary (3-4 L OT); 18:43
MOST SHOTS FACED, OT ON ROAD — 31, 5/10/06 at Edmonton (3-2 L [3OT]) 42:24 3 OT
FEWEST SHOTS, PERIOD AT HOME — 2 (2 times, most recent — 4/28/98 vs. Dallas [1-0 W OT]; 3rd period)

FEWEST SHOTS, PERIOD ON ROAD — 2, (2 times, most recent — 5/10/06 at Edmonton [2-3 L 3 OT]; 1st period)

FEWEST SHOTS FACED, PERIOD AT HOME — 1 (2 times, most recent — 4/16/01 vs. St. Louis [3-6 L], 3rd period)

FEWEST SHOTS FACED, PERIOD ON ROAD — 2, 5/04/04 at Colorado (3-1 W), 1st period

FEWEST SHOTS FACED, OT AT HOME — 1, (2 times, most recent — 5/01/04 vs. Colorado [1-2 L OT])

FEWEST SHOTS FACED, OT ON ROAD — 1, 5/12/94 at Toronto (2-3 L OT)

LARGEST MARGIN OUTSHOOTING, HOME — 23, 4/25/06 vs. Nashville (4-1 W)

LARGEST MARGIN OUTSHOOTING, ROAD — 12, 4/23/06 at Nashville (3-0 W)

LARGEST MARGIN OUTSHOT, HOME — 24, 5/25/95 vs. Detroit (2-6 L)

LARGEST MARGIN OUTSHOT, ROAD — 30, 5/19/95 at Calgary (5-4 W 2OT)

SPECIAL TEAMS

MOST PPG FOR, GAME AT HOME — 3, 4/26/98 vs. Dallas (4-1 W)

MOST PPG FOR, GAME ON ROAD — 3, 4/23/06 at Nashville (3-0 W)

MOST PPG AGAINST, GAME AT HOME — 3, 5/14/06 vs. Edmonton (3-6 L)

MOST PPG AGAINST, GAME ON ROAD — 4, (2 times — 4/21/06 at Nashville (3-4 L)

MOST PPG, GAME BY BOTH TEAMS AT HOME — 4, (3 times, most recent — 5/14/06 vs. Edmonton [6-3 W]; EDM 3, S.J. 1

MOST PPG, GAME BY BOTH TEAMS ON ROAD — 5, 4/21/06 at Nashville (3-4 L); NSH 4, S.J. 1

MOST PP ATTEMPTS FOR, GAME AT HOME — 14, 4/26/98 vs. Dallas (4-1 W)

MOST PP ATTEMPTS FOR, GAME ON ROAD — 10, 4/23/06 at Nashville (3-0 W))

MOST PP ATTEMPTS AGAINST, GAME AT HOME — 9, 4/23/00 vs. St. Louis (2-6 L)

MOST PP ATTEMPTS AGAINST, GAME ON ROAD — 15, 4/24/98 at Dallas (2-5 L)

MOST PP ATTEMPTS, GAME BY BOTH TEAMS AT HOME — 20, 4/10/04 vs. St. Louis (3-1 W); STL 7, S.J. 13

MOST PP ATTEMPTS, GAME BY BOTH TEAMS ON ROAD — 19, (2 times, most recent — 4/23/06 at Nashville [3-0 W]; NSH 9, S.J. 10

MOST SHG, GAME — 2, 4/30/99 at Colorado (7-3 W), Vincent Damphousse (2)

MOST SHG ALLOWED, GAME — 2 (3 times, most recent — 5/5/00 vs. Dallas [4-5 L]; Guy Carbonneau, Sergei Zubov)

MOST SHG, PERIOD — 2, 4/30/99 at Colorado (7-3 W), Vincent Damphousse (2), 3rd period

MOST SHG ALLOWED, PERIOD — 2 (2 times, most recent — 5/11/95 vs. Calgary [2-9 L]; Mike Sullivan, Ron Stern), 1st period

MOST PENALTIES FOR, GAME AT HOME — 15, 5/6/94 vs. Toronto (5-2 W); 57 PIM

MOST PENALTIES FOR, GAME ON ROAD — 21, 4/24/98 at Dallas (2-5 L); 72 PIM

MOST PENALTIES AGAINST, GAME AT HOME — 20, 4/26/98 vs. Dallas (4-1 W); 75 PIM

MOST PENALTIES AGAINST, GAME ON ROAD — 12 (3 times, most recent — 5/16/04 at Calgary [4-1 W]); 35 minutes

MOST PIM FOR, GAME AT HOME — 57, 5/6/94 vs. Toronto (5-2 W); 15 Penalties

MOST PIM FOR, GAME ON ROAD — 72, 4/24/98 at Dallas (2-5 L); 21 Penalties

MOST PIM AGAINST, GAME AT HOME — 75, 4/26/98 vs. Dallas (4-1 W); 20 Penalties

MOST PIM AGAINST, GAME ON ROAD — 51, 5/13/04 at Calgary (3-0 W); 12 Penalties

FEWEST PENALTIES FOR, GAME AT HOME — 1, 4/28/98 vs. Dallas (1-0 W OT); 2 PIM

FEWEST PENALTIES FOR, GAME ON ROAD — 1, 5/19/95 at Calgary (5-4 W 2OT); 2 PIM

FEWEST PENALTIES AGAINST, GAME AT HOME — 3 (7 times, most recent — 5/8/06 vs. Edmonton [2-1 W]; 6 PIM)

FEWEST PENALTIES AGAINST, GAME ON ROAD — 2 (2 times, most recent — 5/11/02 at Colorado [5-3 W], 4 PIM)

FEWEST PIM FOR, GAME AT HOME — 2, 4/28/98 vs. Dallas (1-0 W OT); 1 Penalty

FEWEST PIM FOR, GAME ON ROAD — 2, 5/19/95 at Calgary (5-4 W 2OT); 1 Penalty

FEWEST PIM AGAINST, GAME AT HOME — 6, (5 times, most recent — 5/8/06 vs. Edmonton [2-1 W]; 3 Penalties)

FEWEST PIM AGAINST, GAME ON ROAD — 4 (2 times, most recent — 5/11/02 at Colorado [5-3 W], 2 Penalties)

MOST PENALTY MINUTES, GAME BY BOTH TEAMS, HOME — 125, 5/6/94 vs. Toronto (5-2 W); TOR 68, S.J. 57

MOST PENALTY MINUTES, GAME BY BOTH TEAMS, ROAD — 104, 4/24/98 at Dallas (2-5 L); DAL 32, S.J. 72

FEWEST PENALTY MINUTES, GAME BY BOTH TEAMS, HOME — 8, 4/28/98 vs. Dallas (1-0 W OT); DAL 6, S.J. 2

FEWEST PENALTY MINUTES, GAME BY BOTH TEAMS, ROAD — 6, 5/19/95 at Calgary (5-4 W 2OT); CGY 4, S.J. 2

FEWEST PENALTIES, GAME BY BOTH TEAMS, HOME — 4, 4/28/98 vs. Dallas (1-0 W OT); DAL 3, S.J. 1

FEWEST PENALTIES, GAME BY BOTH TEAMS, ROAD — 3, 5/19/95 at Calgary (5-4 W 2OT); CGY 2, S.J. 1

MOST PENALTIES, GAME BY BOTH TEAMS, HOME — 33, 5/6/94 vs. Toronto (5-2 W); TOR 18, S.J. 15

MOST PENALTIES, GAME BY BOTH TEAMS, ROAD — 33, 4/24/98 at Dallas (2-5 L); DAL 12, S.J. 21

MOST CONSECUTIVE GAMES SCORING PPG — 5, 4/21/06 thru 4/30/06 vs. Nashville

MOST CONSECUTIVE GAMES NOT SCORING PPG — 6, 4/12/01 thru 4/21/01 vs. St. Louis

MOST CONSECUTIVE GAMES ALLOWING PPG — 8, 4/12/00 thru 4/25/00 vs. St. Louis, 4/28/00 vs. Dallas

MOST CONSECUTIVE GAMES NOT ALLOWING PPG — 4, (2 times, most recent — 4/24/04 thru 5/01/04 vs. Colorado)

MOST CONSECUTIVE CHANCES NOT SCORING PPG — 23, 4/12/01 (1st period) thru 4/21/01 (3rd period) vs. St. Louis

MOST CONSECUTIVE CHANCES NOT ALLOWING PPG — 20, 4/22/04 (2nd period) vs. Colorado thru 5/04/04 at Colorado (2nd period)

LONGEST SHUTOUT STREAK — 178:14, 4/24/02 vs. Colorado (1st period) thru 4/28/04 at Colorado (OT, 5:15)

LONGEST CONSECUTIVE SCORELESS STREAK — 171:28, 4/25/00 vs. St. Louis (2nd period) thru 5/2/00 vs. Dallas (2nd period)

INDIVIDUAL

MOST POINTS, GAME — 4 (2 times, most recent — Mike Ricci [1-3-4]; 4/28/99 at Colorado [4-2 W])

MOST GOALS, GAME — 3, (3 times, most recent — Patrick Marleau, 4/22/04 vs. Colorado [5-2 W])

MOST ASSISTS, GAME — 3, (7 times, most recent — Christian Ehrhoff, 4/25/06 vs. Nashville [4-1 W])

MOST PPG, GAME — 2, (2 times, most recent — Patrick Marleau, 4/27/06 vs. Nashville (5-4 W)

MOST SHG, GAME — 2, Vincent Damphousse, 4/30/99 at Colorado (7-3 W)

MOST SHOTS, GAME — 10, Owen Nolan, 5/6/02 vs. Colorado (6-4 W)

MOST PENALTIES, GAME — 5 (2 times, most recent — Owen Nolan, 4/24/98 at Dallas [2-5 L]; 24 PIM)

MOST PIM, GAME — 24, Owen Nolan, 4/24/98 at Dallas (2-5 L); 5 Penalties

BEST PLUS/MINUS, GAME — +4 (2 times, most recent — Bryan Marchment, 4/30/99 at Colorado [7-3 W])

WORST PLUS/MINUS, GAME — -6, Craig Janney, 5/11/95 vs. Calgary (2-9 L)

MOST CONSECUTIVE GAMES, GOAL — 4 (2 times, most recent — Patrick Marleau, 4/26/02 vs. Phoenix thru 5/6/02 vs. Colorado)

MOST CONSECUTIVE GAMES, ASSIST — 7, Jeff Norton, 5/14/94 at Toronto thru 5/3/99 vs. Colorado

MOST CONSECUTIVE GAMES, POINT — 8 (2 times, most recent — Patrick Marleau, 4/17/02 vs. Phoenix thru 5/6/02 vs. Colorado)

FASTEST 2 GOALS, FOR — 1:34, Patrick Marleau, 4/22/04 vs. Colorado (5-2 W)

FASTEST 3 GOALS, FOR — 22:21, Patrick Marleau, 4/22/04 vs. Colorado (5-2 W)

MOST POINTS, PERIOD — 3 (2 times, most recent — Mike Ricci [0-3-3], 4/28/99 at Colorado [4-2 W] 3rd period)

MOST GOALS, PERIOD — 2 (9 times, most recent — Patrick Marleau, 4/27/06 vs. Nashville [5-4 W] 2nd period)

MOST ASSISTS, PERIOD — 3, Mike Ricci, 4/28/99 at Colorado (4-2 W), 3rd period

MOST PPG, PERIOD — 1 (numerous times, most recent — Patrick Marleau, 5/16/04 at Calgary [4-1 W] 2nd period)

MOST SHG, PERIOD — 2, Vincent Damphousse, 4/30/99 at Colorado (7-3 W), 3rd period

MOST SHOTS, PERIOD — 5, (4 times, most recent — Jonathan Cheechoo, 5/12/06 at Edmonton (3-6 L), 2nd period)

MOST PENALTIES, PERIOD — 3 (3 times, most recent — Owen Nolan [20 PIM], 4/24/98 at Dallas [2-5 L]; 3rd period)

MOST PIM, PERIOD — 20, Owen Nolan (20 PIM), 4/24/98 at Dallas (2-5 L); 3rd period

FASTEST 2 GOALS, AGAINST — 2:06, Theoren Fleury, 5/13/95 vs. Calgary (4-6 L)

FASTEST 3 GOALS, AGAINST — 14:17, Theoren Fleury, 5/13/95 vs. Calgary (4-6 L)

FASTEST 4 GOALS, AGAINST — 50:50, Theoren Fleury, 5/13/95 vs. Calgary (4-6 L)

MOST POINTS BY OPPONENT, GAME — 5 (2 times, most recent — Theoren Fleury [4-1=5], 5/13/95 vs. Calgary [4-6])

MOST GOALS BY OPPONENT, GAME — 4, Theoren Fleury, 5/13/95 vs. Calgary (4-6 L)

MOST ASSISTS BY OPPONENT, GAME — 4 (3 times, most recent — Paul Kariya, 4/21/06 vs. Nashville [3-4 L])

MOST PPG BY OPPONENT, GAME — 2 (2 times, most recent — Pat Verbeek, 4/24/98 at Dallas [2-5 L])

MOST SHG BY OPPONENT, GAME — 1 (numerous times, most recent — Jarome Iginla, 5/17/04 vs. Calgary [0-3 L])

MOST SHOTS BY OPPONENT, GAME — 9, Theoren Fleury, 5/14/95 vs. Calgary (4-6 L)

MOST PENALTIES BY OPPONENT, GAME — 6, (2 times, most recent — Chris Simon, 5/13/04 at Calgary [3-0 W]; 23 minutes)

MOST PIM BY OPPONENT, GAME — 23, Chris Simon, (6 penalties) 5/13/04 at Calgary (3-0 W)

BEST PLUS/MINUS BY OPPONENT, GAME — +6, Theoren Fleury, 5/11/95 vs. Calgary (2-9 L)

WORST PLUS/MINUS BY OPPONENT, GAME — -4 (2 times, most recent — James Patrick, 5/7/95 at Calgary (5-4 W))

MOST POINTS BY OPPONENT, PERIOD — 3, (4 times, most recent — Paul Kariya [0-3-3], 4/21/06 at Nashville [3-4 L], 1st period)

MOST GOALS BY OPPONENT, PERIOD — 2, (10 times, most recent — Mike Sillinger, 4/12/04 at St. Louis [1-4 L], 3rd period)

MOST ASSISTS BY OPPONENT, PERIOD — 3, (2 times, most recent — Paul Kariya [0-3-3], 4/21/06 at Nashville [3-4 L], 1st period)

MOST PPG BY OPPONENT, PERIOD — 1, (numerous times, most recent — Ryan Smyth, 5/14/06 vs. Edmonton [3-6 L], 3rd period)

MOST SHG BY OPPONENT, PERIOD — 1 (numerous times, most recent — Shawn Horcoff, 5/14/06 vs. Edmonton [3-6 L])

MOST SHOTS BY OPPONENT, PERIOD — 6 (2 times, most recent — Dino Ciccarelli, 5/23/95 at Detroit [2-6 L]; 1st period)

MOST PENALTIES BY OPPONENT, PERIOD — 4, (4 times, most recent — Chris Simon, 5/13/04 at Calgary (3-0 W); 23 minutes); 3rd period

MOST PIM BY OPPONENT, PERIOD — 22, Jarome Iginla (3 penalties), 5/13/04 at Calgary (3-0 W); 3rd period

GOALTENDERS

MOST MINUTES, GAME — 102:24, Vesa Toskala, 5/10/06 at Edmonton (2-3 L 30T)

FEWEST GOALS ALLOWED, GAME — 0, (6 times, most recent — Vesa Toskala, 4/23/06 at Edmonton [3-0 W])

MOST GOALS ALLOWED, GAME — 8 (2 times, most recent — Evgeni Nabokov, 5/4/02 at Colorado [2-8 L])

MOST SHOTS FACED, GAME — 60, Wade Flaherty, 5/19/95 at Calgary (5-4 W 20T)

MOST SHOTS FACED, PERIOD — 21, Arturs Irbe, 5/23/95 at Detroit (2-6 L); 1st period

FEWEST SHOTS FACED, GAME — 15, Mike Vernon, 4/26/98 vs. Dallas (4-1 W)

FEWEST SHOTS FACED, PERIOD (Min. 18 minutes) — 0, Miikka Kiprusoff, 4/16/01 vs. St. Louis (3-6 L)

MOST SAVES, GAME — 56, Wade Flaherty, 5/19/95 at Calgary (5-4 W 20T)

MOST SAVES, PERIOD — 18, Steve Shields, 4/15/00 at St. Louis (3-5 L); 1st period

MOST PENALTIES, GAME — 1 (4 times, most recent — Evgeni Nabokov, 5/16/04 at Calgary [4-1 W]; 2 PIM)

MOST PIM, GAME — 10, Arturs Irbe, 5/15/95 at Calgary (0-5 L), 1 penalty

MOST POINTS, GAME — 1, (2 times, most recent — Evgeni Nabokov [0-1=2], 5/1/02 at Colorado [6-3 W])

LONGEST SHUTOUT STREAK — 178:14, Evgeni Nabokov, 4/24/02 vs. Colorado (1st period) thru 4/28/04 at Colorado (OT, 5:15)

MOST MINUTES, GAME BY OPPONENT — 101:20, Dwayne Roloson, 5/10/06 at Edmonton (2-3 L 30T)

FEWEST GOALS ALLOWED, GAME BY OPPONENT — 0, (9 times, most recent — Dwayne Roloson, 5/17/06 vs. Edmonton [0-2 L])

MOST GOALS ALLOWED, GAME BY OPPONENT — 6, Patrick Roy, 4/30/99 at Colorado (7-3 W)

MOST SHOTS FACED, GAME BY OPPONENT — 52, Miikka Kiprusoff, 5/09/04 vs. Calgary (3-4 L OT)

MOST SHOTS FACED, PERIOD BY OPPONENT — 21, Patrick Roy, 4/24/99 vs. Colorado (1-3 L) 3rd period

FEWEST SHOTS FACED, GAME BY OPPONENT — 12, Mike Vernon, 5/25/95 vs. Detroit (1-6 L)

FEWEST SHOTS FACED, PERIOD BY OPPONENT (Min. 18 minutes) — 2 (5 times, most recent — Dwayne Roloson, 5/10/06 at Edmonton [2-3 L])


MOST SAVES, GAME BY OPPONENT — 49, Miikka Kiprusoff, 5/09/04 vs. Calgary (3-4 L OT)

MOST SAVES, PERIOD BY OPPONENT — 20, Patrick Roy, 4/24/99 vs. Colorado (1-3 L), 3rd period

MOST PENALTIES, GAME BY OPPONENT — 2, (2 times, most recent, Ed Belfour, 5/5/00 vs. Dallas (4-5 L), 4 PIM)

MOST PIM, GAME BY OPPONENT — 12, Ed Belfour, 4/26/98 vs. Dallas (4-1 W), 2 penalties

MOST POINTS, GAME BY OPPONENT — 1, (4 times, most recent, Chris Osgood [0-1=1], 4/12/04 at St. Louis [1-4 L])



NATIONAL HOCKEY LEAGUE

NEW YORK OFFICE (NHL & NHLE)

1251 Avenue of the Americas, 47th Floor
New York, N.Y. 10020
Phone: 212-789-2000
Main Fax: 212-789-2020 • PR Fax: 212-789-2080

TORONTO OFFICE (NHL & NHLEC)

50 Bay Street, 11th Floor
Toronto, Ontario M5J 2X8
Phone: 416-981-2777
Fax: 416-981-2779 • PR Fax: 416-981-2769

MONTREAL OFFICE

1800 McGill College Avenue,
Suite 2600
Montreal, Quebec H3A 3J6
Phone: 514-841-9220 • Fax: 514-841-1070

NHL PRODUCTIONS/NHL IMAGES

240 Pegasus Avenue
Northvale, N.J. 07647
Phone: 201-750-5800 • Fax: 201-750-5850

EXECUTIVE

Commissioner Gary B. Bettman
Deputy Commissioner William Daly
Senior Executive Vice President & Director of
Hockey Operations Colin Campbell
Senior Executive Vice President
& Chief Financial Officer Craig Harnett
Vice President, Administration,
Human Resources & Executive Assistant to
the Commissioner Debbie Jordan

HOCKEY OPERATIONS

Senior Vice President, Hockey Operations
(Toronto) Jim Gregory
Senior Vice President & Director of Officiating
(Toronto) Stephen Walkom
Senior Vice President, Hockey Operations
(Toronto) Mike Murphy
Director, Hockey Operations
(Toronto) Kris King
Vice President & Managing Director, Central
Registry (Toronto) Sean MacLeod
Director of Systems, Central Registry (Montreal)
Madeleine Supino
Director, Central Scouting
(Toronto) E. J. McGuire
Director, Alumni Relations (Toronto) Patrick Flatley
Managers, Officiating (Toronto) Dave Baker,
Randy Hall
Manager, Central Scouting Brandon Pridham
Consultant (Toronto) Frank Bonello
Consultant, Goaltending Equipment Kay Whitmore
Facilities Operations Manager Dan Craig
Video Director (Toronto) Damian Echevarrieta
Video Coordinator (Toronto) Paul Brighty
Video Technologies Consultant Jed Dole

COMMUNICATIONS

Executive Vice President, Communications
& Brand Strategy Karen Durkin
Senior Vice President,
Communications Bernadette Mansur
Group Vice President,
Media Relations Frank Brown
Group Vice President, Public Relations & Media
Services (Toronto) Gary Meagher
Vice President, Public Relations Jamey Horan



Gary B. Bettman



William Daly

Statistician and Information Officer
(Toronto) Benny Ercolani
Senior Director, Community
& Diversity Programming Ken Martin
Director, News Services Greg Inglis
Director, Youth Development,
NHL Diversity Willie O'Ree
Senior Manager,
Corporate Communications Nirva Milord
Senior Manager, Public Relations
(Toronto) Julie Young
Manager, Public Relations
(Toronto) Dave Keon
Manager,
Community Relations Ann Marie Lynch

BROADCASTING

Senior Vice President,
Broadcasting John Shannon
VP, Broadcasting & Programming Adam Acone
Director, Broadcast Operations Jim Wilkes
Director, NHL Radio Gregg Baldinger
Senior Manager Phyllis DeCongilio

SCHEDULING

Group Vice President, Scheduling, Operations &
Research (Montreal) Steve Hatze Petros
Director, Research &
Scheduling Mark Erlichson

2006-07 NHL OFFICIALS

NHL

REFEREES

NAME	NO.
Angus, Blaine	9
Devorski, Paul	10
Dwyer, Gord (MLR)	39
Fraser, Kerry	2
Furlatt, Eric	27
Hasenfratz, Mike	30
Jackson, Dave	8
Joannette, Marc	25
Kimmerly, Greg	18
Koharski, Don	12
Kowal, Tom	32
Kozari, Steve (MLR)	40
LaRue, Dennis	14
Lee, Chris	28
Leggo, Mike	3
Marouelli, Dan	6
Martell, Rob	26
McCauley, Wes	41
McCreary, Bill	7
McGeough, Michael	19
Meier, Brad	34
Morton, Dean (MLR)	36
O'Halloran, Dan	13
O'Rourke, Dan	42
Peel, Tim	20
Pochmara, Brian (MLR)	43
Pollock, Kevin	33
Rooney, Chris	5
St. Laurent, Francois (MLR)	38
St. Pierre, Justin (MLR)	45
Shick, Rob	16
Spada, Craig	31
Sutherland, Kelly	11
Van Massenhoven, Don	21
Walsh, Ian	29
Warren, Dean	35
Watson, Brad	23

(MLR): Minor League Referee

LINESMEN

NAME	NO.	NAME	NO.
Amell, Derek	75	McElman, Andy	90
Barton, Steve	59	Miller, Steve	89
Brisebois, David	96	Morin, Jean	97
Cameron, Lonnie	74	Murphy, Brian	93
Champoux, Pierre	67	Murray, Jonny	95
Cormier, Michel	76	Nansen, Derek	70
Cvik, Mike	88	Nelson, Thor	80
Dapuzzo, Pat	60	Nowak, Tim	77
Devorski, Greg	54	Pare, Mark	79
Driscoll, Scott	68	Racicott, Pierre	65
Galloway, Ryan	82	Rody, Vaughan	73
Gibbs, Darren	66	Schachte, Dan	47
Henderson, Don	91	Seitz, Lyle	61
Heyer, Shane	17	Sericolo, Anthony	84
Kovachik, Brad	71	Sharrers, Jay	57
Lazarowich, Brad	86	Shewchyk, Mark	92
Mach, Brian	78	Wheler, Mark	56




NHL TROPHIES

HART MEMORIAL TROPHY — An annual award to “the player adjudged to be the most valuable to his team.” Winner selected in a poll by the Professional Hockey Writers’ Association in all NHL cities at the end of the regular season schedule. **2006 Winner: Joe Thornton, San Jose Sharks**

ART ROSS TROPHY — An annual award to “the player who leads the League in scoring points at the end of the regular season.” **2006 Winner: Joe Thornton, San Jose Sharks**

MAURICE “ROCKET” RICHARD TROPHY — The Maurice “Rocket” Richard Trophy, a gift to the National Hockey League from the Montreal Canadiens, is presented to the player finishing the regular season as the League’s goal-scoring leader. During his 18-year career with the Canadiens from 1942-43 through 1959-60, Richard was the first player in NHL history to score 50 goals in a season and 500 for his career. He was the League’s top goal-scorer five times, played on eight Stanley Cup Champions and was inducted into the Hockey Hall of Fame in 1961. **2006 Winner: Jonathan Cheechoo, San Jose Sharks**



2006 Calder Memorial Trophy winner Alexander Ovechkin. Jeff Winnick/Getty Images

CALDER MEMORIAL TROPHY — An annual award to “the player selected as the most proficient in his first year of competition in the National Hockey League.” Winner selected in a poll by the Professional Hockey Writers’ Association at the end of the regular season schedule. To be eligible for this award, a player cannot have competed in more than 25 games in any single preceding season nor in six or more games in each of any two preceding seasons in any major professional league. Beginning in 1990-91, to be eligible for this award, a player must not have attained his 26th birthday by September 15 of the season in which he is eligible. **2006 Winner: Alexander Ovechkin, Washington Capitals**

JAMES NORRIS MEMORIAL TROPHY — An annual award to “the defense player who demonstrates throughout the season the greatest all-round ability in the position.” Winner selected by a poll of the Professional Hockey Writers’ Association at the end of the regular schedule. **2006 Winner: Nicklas Lidstrom, Detroit Red Wings**

VEZINA TROPHY — An annual award to “the goalkeeper adjudged to be the best at his position” as voted by the general managers of each NHL club. Until the 1981-82 season, the goalkeeper(s) of the team allowing the fewest number of goals during the regular season were awarded the Vezina Trophy. **2006 Winner: Miikka Kiprusoff, Calgary Flames**

LADY BYNG MEMORIAL TROPHY — An annual award to “the player adjudged to have exhibited the best type of sportsmanship and gentlemanly conduct combined with a high standard of playing ability.” Winner selected in a poll by the Professional Hockey Writers’ Association at the end of the regular schedule. **2006 Winner: Pavel Datsyuk, Detroit Red Wings**

FRANK J. SELKE TROPHY — An annual award to “the forward who best excels in the defensive aspects of the game.” Winner selected in a poll by the Professional Hockey Writers’ Association at the end of the regular schedule. **2006 Winner: Rod Brind’Amour, Carolina Hurricanes**

CONN SMYTHE TROPHY — An annual award to “the most valuable player for his team in the playoffs.” Winner selected by the Professional Hockey Writers’ Association at the conclusion of the final game in the Stanley Cup Finals. **2006 Winner: Cam Ward, Carolina Hurricanes**

WILLIAM M. JENNINGS TROPHY — Since the 1981-82 season, an annual award to “the goalkeeper(s) having played a minimum of 25 games for the team with the fewest goals scored against it.” **2006 Winner: Miikka Kiprusoff, Calgary Flames**

JACK ADAMS AWARD — An annual award presented by the National Hockey League Broadcasters’ Association to “the NHL coach adjudged to have contributed the most to his team’s success.” Poll taken at the conclusion of the regular season. **2006 Winner: Lindy Ruff, Buffalo Sabres**


BILL MASTERTON MEMORIAL TROPHY — An annual award under the trusteeship of the Professional Hockey Writers’ Association to “the NHL player who best exemplifies the qualities of perseverance, sportsmanship and dedication to hockey.” The winner is chosen by a poll among the PWHA at the conclusion of the regular season. **2006 Winner: Teemu Selanne, Anaheim Ducks**

LESTER PATRICK TROPHY — An annual award “for outstanding service to hockey in the United States.” Eligible recipients are players, officials, coaches, executives and referees. Winner selected by an award committee consisting of the Commissioner of the NHL, an NHL Governor, a representative of the N.Y. Rangers, a member of the Hockey Hall of Fame Builder’s section, a member of the Hockey Hall of Fame Player’s section, a member of the U.S. Hockey Hall of Fame, a member of the NHL Broadcasters’ Association and a member of the Professional Hockey Writers’ Association. Each except the League Commissioner is rotated annually. **2006 Winners: To Be Determined**

KING CLANCY MEMORIAL AWARD — An annual award to “the player who best exemplifies leadership qualities on-and-off the ice and has made a noteworthy humanitarian contribution in his community.” **2006 Winner: Olaf Kolzig, Washington Capitals**

LESTER B. PEARSON AWARD — An annual award presented to the NHL’s outstanding player as selected by the members of the National Hockey League Players’ Association. **2006 Winner: Jaromir Jagr, New York Rangers**

PRESIDENTS’ TROPHY — An annual award presented to the club finishing the regular season with the best overall record. **2006 Winner: Detroit Red Wings**



2006 Jack Adams Award winner Lindy Ruff.
Jeff Vinnick/Getty Images

ANAHEIM DUCKS

HONDA CENTER

2695 Katella Ave.

Anaheim, Calif. 92806

Phone: 714-940-2900 • **Fax:** 714-940-2953**G.M.:** Brian P. Burke**Coach:** Randy Carlyle**P.R.:** Alex Gilchrist, Merit Tully,

Ryan Lichtenfels

Press Box: 714-704-2623**PRACTICE FACILITY**


Anaheim ICE

300 West Lincoln Ave.

Anaheim, Calif. 92805

Phone: 714-535-7465**AHL AFFILIATE**

Portland Pirates

**Scott Niedermeyer**

	W	L	O/T
SJ ALL-TIME Record	35	26	7

DATE	SITE	W	L	O/T	SJ	OPP
11/4/05	A	1	0	0	1	0
12/18/05	A	0	1	0	4	5
12/20/05	H	1	0	0	4	2
1/26/06	H	0	1	0	0	2
2/1/06	H	1	0	0	6	4
2/4/06	H	0	1	0	0	2
3/7/06	H	0	0	0	4	5
4/15/06	A	1	0	0	6	3
05-06 TOTALS		4	3	1	25	23

NOTES

- Owen Nolan posted four points in one period (three goals and one assist), setting a franchise record on Dec. 19, 1995.
- San Jose established a franchise record by scoring three short-handed goals in one game in a 4-1 win on Dec. 18, 1996.
- In his first game against his former team, Teemu Selanne scored a hat trick in a 7-4 Sharks victory on March 29, 2001 while Paul Kariya also posted a hat trick. This was only the third time in Sharks history that an opponent matched a Shark in goals in a game.
- Rob Davison posted his first NHL goal in a 3-2 overtime loss in Anaheim on March 13, 2003.

Last Sharks Win

Last Anaheim Win

Last Tie

Last Sharks Shutout

Last Anaheim Shutout

Last Sharks Win At Home

Last Anaheim Win At Home

Last Sharks Win At Anaheim

Last Anaheim Win At Sharks

Last Sharks Overtime Win At Home

Last Anaheim Overtime Win At Home

Last Anaheim Overtime Win At Sharks

Most Goals By Sharks

Most Goals By Anaheim**Most Goals By Both Teams****Last Sharks Hat Trick****Last Anaheim Hat Trick****Last Sharks Penalty Shot****Last Anaheim Penalty Shot**

April 15, 2006 (Anaheim 3 @ Sharks 6)

March 7, 2006 (Sharks 4 @ Anaheim 5 OT)

Feb. 18, 2006 (Sharks 4 @ Anaheim 4)

Nov. 4, 2005 (Sharks 1 @ Anaheim 0 OT)

Feb. 4, 2006 (Anaheim 2 @ Sharks 0)

April 15, 2006 (Anaheim 3 @ Sharks 6)

March 7, 2006 (Sharks 4 @ Anaheim 5 OT)

Feb. 1, 2006 (Sharks 6 @ Anaheim 4)

Feb. 4, 2006 (Anaheim 2 @ Sharks 0)

Nov. 30, 2000 (Anaheim 2 @ Sharks 3 OT)

March 7, 2006 (Sharks 4 @ Anaheim 5 OT)

Nov. 4, 2005 (Sharks 1 @ Anaheim 0 OT)

March 22, 2003 (Anaheim 3 @ Sharks 2)

7, 2 times, MR, March 29, 2001

(Anaheim 4 @ Sharks 7)

6, 2 times, MR, March 23, 1995

(Anaheim 6 @ Sharks 3)

11, 2 times, MR, March 29, 2001

(Anaheim 4 @ Sharks 7)

Jonathan Cheechoo, April 15, 2006

(Anaheim 3 @ Sharks 6)

Paul Kariya, March 29, 2001

(Anaheim 4 @ Sharks 7)

Jonathan Cheechoo (Successful—

Jean-Sebastien Giguere), Dec. 20,

2005 (Anaheim 2 @ Sharks 4)

None

2005-06 DUCKS LEADERS

Goals	Teemu Selanne, 40
Assists	Andy McDonald, 51
Points	Teemu Selanne, 90
Shots	Teemu Selanne, 267
GAA	Ilya Bryzgalov, 2.51
Wins	Jean-Sebastien Giguere, 30
Losses	Jean-Sebastien Giguere, 15
Shutouts	Jean-Sebastien Giguere, 2
Save %	Jean-Sebastien Giguere, .911
2005-06 Record	43-27-12, 98 pts., 3rd /Pacific Division, 6th /Western Conference

2006 PLAYOFFS**Western Conference Quarterfinals:**

Defeated Calgary, 4-3

Western Conference Semifinals:

Defeated Colorado, 4-0

Western Conference Finals:

Lost to Edmonton, 1-4

ATLANTA THRASHERS

PHILIPS ARENA

One CNN Center
12th Floor, South Tower
Atlanta, Ga. 30303
Phone: 404-827-5300
Fax: 404-827-5769
G.M.: Don Waddell
Coach: Bob Hartley
P.R.: Rob Koch, Brian Potter,
John Heid
Press Box: 404-878-3478/3479

MAIN OFFICE

Centennial Tower
101 Marietta St., NW, Suite 1900
Atlanta, Ga. 30303
Phone: 404-878-3800
Fax: 404-878-3765

PRACTICE FACILITY

Duluth Ice Forum
2300 Satellite Blvd., Suite 200
Duluth, Ga. 30097
Phone: 404-827-2929
Fax: 404-827-5660



Ilya Kovalchuk

NHL

	W	L	O/T
SJ ALL-TIME Record	6	0	3

DATE	SITE	W	L	O/T	SJ	OPP
12/6/05	H	1	0	0	5	3
05-06 TOTALS		1	0	0	5	3

NOTES

- The Sharks have never been defeated by the Thrashers in regulation.
- In only the second meeting between the teams, goaltender Steve Shields shutout the Thrashers, 3-0, on Feb. 11, 2000.
- On Jan. 10, 2004, Patrick Marleau recorded his 300th (goal) and 301st (assist) points.
- The Sharks set a franchise record for most consecutive games recording a point at home (14-9-0-3-2) on Jan. 10, 2004 in a 5-2 win.

Last Sharks Win

Last Atlanta Win

Last Tie

Last Sharks Shutout

Last Atlanta Shutout

Last Sharks Win At Home

Last Atlanta Win At Home

Last Sharks Win At Atlanta

Last Atlanta Win At Sharks

Last Sharks Overtime Win At Home

Last Atlanta Overtime Win At Home

Last Sharks Overtime Win At Atlanta

Last Atlanta Overtime Win At Sharks

Most Goals By Sharks

Dec. 6, 2005 (Atlanta 3 @ Sharks 5)

Nov. 13, 2002 (Sharks 2 @ Atlanta 3, OT)

Nov. 2, 2003 (Sharks 2 @ Atlanta 2)

Feb. 11, 2000 (Sharks 3 @ Atlanta 0)

None

Dec. 6, 2005 (Atlanta 3 @ Sharks 5)

Nov. 13, 2002 (Sharks 2 @ Atlanta 3 OT)

Dec. 19, 2001 (Sharks 3 @ Atlanta 0)

None

None

Nov. 13, 2002 (Sharks 2 @ Atlanta 3)

None

None

5, 3 times, MR, Dec. 6, 2005 (Atlanta 3

@ Sharks 5)

3, 2 times, MR, Dec. 6, 2005 (Atlanta 3

@ Sharks 5)

8, Dec. 6, 2005 (Atlanta 3 @ Sharks 5)

None

None

None

None

Most Goals By Atlanta

Most Goals By Both Teams

Last Sharks Hat Trick

Last Atlanta Hat Trick

Last Sharks Penalty Shot

Last Atlanta Penalty Shot

2005-06 THRASHERS LEADERS

Goals

Assists

Points

Shots

GAA

Wins

Losses

Shutouts

Save %

2005-06 Record

Ilya Kovalchuk, 62

Marc Savard, 69

Ilya Kovalchuk, 98

Marian Hossa, 341

Kari Lehtonen, 2.94

Kari Lehtonen, 20

Kari Lehtonen, 15

Kari Lehtonen and Michael Garnett,

2 each

Kari Lehtonen, .906

41-33-8, 90 pts, 3rd/Southeast

Division, 10th/Eastern Conference

2006 PLAYOFFS

Did Not Qualify

BOSTON BRUINS

TD BANKNORTH GARDEN

100 Legends Way
Boston, Mass. 02114

Phone: 617-624-2327

Fax: 617-523-7184

G.M.: Peter Chiarelli

Coach: Dave Lewis

P.R.: Heidi Holland, Ryan Nadeau


Press Box: 617-624-2900

PRACTICE FACILITY

Ristuccia Memorial Arena
190 Main St.
Wilmington, Mass. 01887

AHL AFFILIATE

Providence Bruins



Glen Murray

	W	L	O/T
SJ ALL-TIME Record	5	12	5

DATE	SITE	W	L	O/T	SJ	OPP
1/10/06	A	1	0	0	6	2
05-06 TOTALS		1	0	0	6	2

NOTES

- The Sharks defeated the Bruins in Boston for the first time in franchise history on Jan. 10, 2006.
- Boston area native Jim Fahey tallied his first NHL goal with an assist from Jonathan Cheechoo, (his first NHL assist), in a 5-2 loss in Boston on Dec. 23, 2002.
- Patrick Marleau was unsuccessful on the first-ever penalty shot against Boston for the Sharks in franchise history on March 21, 2003 in San Jose against Steve Shields.
- Vesa Toskala set career marks in shots faced (52) and saves (47) in a 5-5 tie on Nov. 6, 2003.

Last Sharks Win

Last Boston Win

Last Tie

Last Sharks Shutout

Last Boston Shutout

Last Sharks Win At Home

Last Boston Win At Home

Last Sharks Win At Boston

Last Boston Win At Sharks

Last Sharks Overtime Win At Home

Last Boston Overtime Win At Home

Last Sharks Overtime Win At Boston

Last Boston Overtime Win At Sharks

Most Goals By Sharks

Most Goals By Boston

Most Goals By Both Teams

Last Sharks Hat Trick

Last Boston Hat Trick

Last Sharks Penalty Shot

Last Boston Penalty Shot

Jan. 10, 2006 (Sharks 6 @ Boston 2)

Dec. 23, 2002 (Sharks 2 @ Boston 5)

Nov. 6, 2003 (Sharks 5 @ Boston 5)

None

Oct. 18, 1998 (Sharks 0 @ Boston 3)

March 21, 2003 (Boston 2 @ Sharks 3)

Dec. 23, 2002 (Sharks 2 @ Boston 5)

Jan. 10, 2006 (Sharks 6 @ Boston 2)

Oct. 23, 1999 (Boston 3 @ Sharks 1)

None

None

None

None

6, 3 times, MR, Jan. 10, 2006

(Sharks 6 @ Boston 2)

8, Oct. 15, 1992 (Boston 8 @ Sharks 2)

13, March 23, 1992 (Sharks 6 @ Boston 7)

None

None

Patrick Marleau (Unsuccessful —

Steve Shields), March 21, 2003

(Boston 2 @ Sharks 3)

Rick Tocchet (Unsuccessful —

Geoff Sarjeant), March 18, 1996

(Sharks 3 @ Boston 3)

2005-06 BRUINS LEADERS

Goals

Assists

Points

Shots

GAA

Wins

Losses

Shutouts

Save %

2005-06 Record

Patrice Bergeron, 31

Brad Boyes, 43

Patrice Bergeron, 73

Patrice Bergeron, 310

Hannu Toivonen, 2.63

Tim Thomas, 12

Andrew Raycroft, 19

Tim Thomas and Hannu Toivonen,

1 each

Tim Thomas, .917

29-37-16, 74 pts., 5th/Northeast

Division, 13th/Eastern Conference

2006 PLAYOFFS

Did Not Qualify

BUFFALO SABRES

HSBC Arena

One Seymour H. Knox III Plaza

Buffalo, N.Y. 14203

Phone: 716-855-4100

Fax: 716-855-4162

G.M.: Darcy Regier

Coach: Lindy Ruff

P.R.: Michael Gilbert, Kevin Snow,
Chris Bandura

Press Box: 716-855-4536

PRACTICE FACILITY

Pepsi Center


615 Amherst Manor Drive

Williamsville, N.Y. 14221

Phone: 716-631-7555

AHL AFFILIATE

Rochester Americans



Chris Drury

NHL

	W	L	O/T
SJ ALL-TIME Record	6	12	4

DATE	SITE	W	L	O/T	SJ	OPP
12/2/05	A	1	0	0	5	0
05-06 TOTALS		1	0	0	5	0

NOTES

- The Sharks defeated the Sabres in Buffalo for the first time in franchise history on Dec. 2, 2005.
- Buffalo's only win at San Jose came at the Cow Palace on Nov. 12, 1991.
- Evgeni Nabokov and Nolan Schaefer shared a shutout on Dec. 2, 2005 against Buffalo, the first ever recorded between the two teams.
- Each of the four ties between the two teams have occurred on Sharks home ice.
- San Jose scored two goals in eight seconds — setting a franchise record — in a 7-5 win on Nov. 5, 1992.

Last Sharks Win

Last Buffalo Win

Last Tie

Last Sharks Shutout

Last Buffalo Shutout

Last Sharks Win At Home

Last Buffalo Win At Home

Last Sharks Win At Buffalo

Last Buffalo Win At Sharks

Last Sharks Overtime Win At Home

Last Buffalo Overtime Win At Home

Last Sharks Overtime Win At Buffalo

Last Buffalo Overtime Win At Sharks

Most Goals By Sharks

Most Goals By Buffalo

Most Goals By Both Teams

Last Sharks Hat Trick

Last Buffalo Hat Trick

Last Sharks Penalty Shot

Last Buffalo Penalty Shot

Dec. 2, 2005 (Sharks 5 @ Buffalo 0)

Feb. 10, 2004 (Sharks 1 @ Buffalo 2)

Jan. 16, 2003 (Buffalo 2 @ Sharks 2 OT)

Dec. 2, 2005 (Sharks 5 @ Buffalo 0)

None

Jan. 9, 2001 (Buffalo 1 @ Sharks 2)

Feb. 10, 2004 (Sharks 1 @ Buffalo 2)

Dec. 2, 2005 (Sharks 5 @ Buffalo 0)

Nov. 12, 1991 (Buffalo 7 @ Sharks 1)

March 15, 2000 (Buffalo 5 @ Sharks 6 OT)

None

None

None

7, Nov. 5, 1992 (Buffalo 5 @ Sharks 7)

7, 3 times, MR, Nov. 8, 1995 (Sharks 2 @ Buffalo 7)

13, Feb. 14, 1992 (Sharks 6 @ Buffalo 7)

None

Donald Audette, Nov. 8, 1995 (Sharks 2 @ Buffalo 7)

None

None

2005-06 SABRES LEADERS

Goals

Assists

Points

Shots

GAA

Wins

Losses

Shutouts

Save %

2005-06 Record

Chris Drury, 30

Maxim Afinogenov, 51

Maxim Afinogenov, 73

Ales Kotalik, 261

Ryan Miller, 2.60

Ryan Miller, 30

Ryan Miller, 14

Ryan Miller and Martin Biron, 1 each

Ryan Miller, .914

52-24-6, 110 pts., 2nd/Northeast

Division, 4th/Eastern Conference

2006 PLAYOFFS

Eastern Conference Quarterfinals:

Eastern Conference Semifinals:

Eastern Conference Finals:

Defeated Philadelphia, 4-2

Defeated Ottawa, 4-1

Lost to Carolina, 3-4

CALGARY FLAMES

Pengrowth Saddledome

P.O. Box 1540, Station M
Calgary, Alberta T2P 3B9

Phone: 403-777-4646

Fax: 403-777-2171

G.M.: Darryl Sutter


Coach: Jim Playfair

P.R.: Peter Hanlon, Bernie Hargrave

Press Box: 403-264-0636

AHL AFFILIATE

Omaha Ak-Sar-Ben Knights



Jarome Iginla

	W	L	O/T
SJ ALL-TIME Record	24	37	9

DATE	SITE	W	L	O/T	SJ	OPP
10/29/05	H	1	0	0	3	2
11/23/05	A	0	1	0	2	3
2/6/06	H	0	1	0	3	4
3/4/06	A	0	1	0	0	2
05-06 TOTALS		1	3	0	8	11

NOTES

- San Jose won its first-ever road game, 4-3, on Oct. 8, 1991 in Calgary.
- San Jose surrendered a franchise-record 13 goals in one game in a 13-1 loss in Calgary on Feb. 10, 1993.
- On March 25, 2004, Vincent Damphousse scored his 10th goal of the season giving him 1,201 points on his career, passing Dino Ciccarelli for 38th on the all-time NHL points list.
- With an assist in a 3-2 win on March 25, 2004, Mike Rathje became the Sharks all-time points leader among defensemen (154 points).
- Nils Ekman recorded the first ever shootout determining goal in franchise history on Oct. 29, 2005 in a 3-2 victory over the Flames.

Last Sharks Win
Last Calgary Win
Last Tie
Last Sharks Shutout
Last Calgary Shutout
Last Sharks Win At Home
Last Calgary Win At Home
Last Sharks Win At Calgary
Last Calgary Win At Sharks
Last Sharks Overtime Win At Home
Last Calgary Overtime Win At Home
Last Sharks Overtime Win At Calgary
Last Calgary Overtime Win At Sharks
Most Goals By Sharks
Most Goals By Calgary
Most Goals By Both Teams
Last Sharks Hat Trick

Last Calgary Hat Trick

Last Sharks Penalty Shot
Last Calgary Penalty Shot

Oct. 29, 2005 (Calgary 2 @ Sharks 3 SO)
March 4, 2006 (Sharks 0 @ Calgary 2)
April 2, 2003 (Sharks 2 @ Calgary 2 OT)
Feb. 6, 2002 (Calgary 0 @ Sharks 2)
March 4, 2006 (Sharks 0 @ Calgary 2)
Oct. 29, 2005 (Calgary 2 @ Sharks 3 SO)
March 4, 2006 (Sharks 0 @ Calgary 2)
Dec. 6, 2001 (Sharks 3 @ Calgary 1)
Feb. 6, 2006 (Calgary 4 @ Sharks 3)
None
Nov. 10, 1999 (Sharks 3 @ Calgary 4 OT)
March 22, 1996 (Sharks 2 @ Calgary 1 OT)
April 3, 1993 (Sharks 2 @ Calgary 3 OT)
8, Dec. 4, 2000 (Sharks 8 @ Calgary 0)
13, Feb. 10, 1993 (Sharks 1 @ Calgary 13)
14, Feb. 10, 1993 (Sharks 1 @ Calgary 13)
Alexei Yegorov, Feb. 20, 1996
(Sharks 3 @ Calgary 5)
Theoren Fleury, Oct. 10, 1998 in Tokyo, Japan (Calgary 5 @ Sharks 3)
None
Tony Amonte (unsuccessful — Nolan Schaefer), Oct. 29, 2005 (Calgary 2 @ Sharks 3 SO)

2005-06 FLAMES LEADERS

Goals	Jarome Iginla, 35
Assists	Daymond Langkow, 34
Points	Jarome Iginla, 67
Shots	Jarome Iginla, 293
GAA	Mikikka Kiprusoff, 2.07
Wins	Mikikka Kiprusoff, 42
Losses	Mikikka Kiprusoff, 20
Shutouts	Mikikka Kiprusoff, 10
Save %	Mikikka Kiprusoff, .923
2005-06 Record	46-25-11, 103 pts., 1st/Northwest Division, 3rd/Western Conference

2006 PLAYOFFS

Western Conference Quarterfinals: Lost to Anaheim, 3-4

CAROLINA HURRICANES

RBC CENTER

1400 Edwards Mill Road

Raleigh, N.C. 27607

Phone: 919-861-2300

Fax: 919-462-0123

G.M.: Jim Rutherford

Coach: Peter Laviolette

P.R.: Mike Sundheim, Kyle Hanlin

Press Box: 919-861-2300

Exts. 6531, 6562, 6563, 6564

PRACTICE FACILITY

Rec Zone


912 Hodges St.

Raleigh, N.C. 27608

Phone: 919-754-0441

AHL AFFILIATE

Albany River Rats



Cam Ward

NHL

	W	L	O/T
SJ ALL-TIME Record	13	10	0

DATE	SITE	W	L	O/T	SJ	OPP
12/10/05	H	1	0	0	4	3
05-06 TOTALS		1	0	0	4	3

NOTES

- The Sharks and the Hurricanes have never skated to a tie.
- Rob Gaudreau achieved the first hat trick in Sharks history on Dec. 3, 1992 vs. the Whalers at the Cow Palace.
- Evgeni Nabokov won his first NHL game against Carolina on March 2, 2000.
- Evgeni Nabokov became the Sharks all-time leader in wins and shutouts against the Hurricanes (Feb. 10, 2002) in front of former record-holder Arturs Irbe.
- Josef Vasicek posted his first NHL hat trick in a 3-0 win over San Jose at Carolina on Oct. 28, 2003.
- Joe Thornton set a new franchise record for consecutive multi-point games (five) in a 4-3 Sharks victory on Dec. 20, 2005.

Last Sharks Win

Last Carolina Win

Last Tie

Last Sharks Shutout

Last Carolina Shutout

Last Sharks Win At Home

Last Carolina Win At Home

Last Sharks Win At Carolina

Last Carolina Win At Sharks

Last Sharks Overtime Win At Home

Last Carolina Overtime Win At Home

Last Sharks Overtime Win At Carolina

Last Carolina Overtime Win At Sharks

Most Goals By Sharks

Most Goals By Carolina

Most Goals By Both Teams

Last Sharks Hat Trick

Last Carolina Hat Trick

Last Sharks Penalty Shot

Last Carolina Penalty Shot

Dec. 10, 2005 (Carolina 3 @ Sharks 4)

Oct. 28, 2003 (San Jose 0 @ Carolina 3)

None

Feb. 10, 2002 (Carolina 0 @ Sharks 4)

Oct. 28, 2003 (San Jose 0 @ Carolina 3)

Dec. 10, 2005 (Carolina 3 @ Sharks 4)

Oct. 28, 2003 (San Jose 0 @ Carolina 3)

Oct. 24, 2000 (Sharks 3 @ Carolina 2)

March 3, 2000 (Carolina 5 @ Sharks 2)

None

None

None

None

8, 2 times, MR, Jan. 30, 1996 (Hartford

2 @ Sharks 8)

7, 2 times, MR, Nov. 7, 1995 (Hartford 7

@ Sharks 3)

12, Dec. 3, 1992 (Hartford 7 @ Sharks 5)

Kevin Miller, Jan. 30, 1996 (Hartford 2

@ Sharks 8)

John Cullen, Feb. 4, 1992 (Hartford 5 @

Sharks 6)

None

None

2005-06 HURRICANES LEADERS

Goals

Assists

Points

Shots

GAA

Wins

Losses

Shutouts

Save %

2005-06 Record

Eric Staal, 45

Eric Staal and Cory Stillman, 55 each

Eric Staal, 100

Eric Staal, 279

Martin Gerber, 2.78

Martin Gerber, 38

Martin Gerber, 14

Martin Gerber, 3

Martin Gerber, .906

52-22-8, 112 pts., 1st/Southeast

Division, 2nd/Eastern Conference

2006 PLAYOFFS

Eastern Conference Quarterfinals:

Defeated Montreal, 4-2

Eastern Conference Semifinals:

Defeated New Jersey, 4-1

Eastern Conference Final:

Defeated Buffalo, 4-3

Stanley Cup Final:

Defeated Edmonton, 4-3

CHICAGO BLACKHAWKS

UNITED CENTER

1901 W. Madison St.
Chicago, Ill. 60612

Phone: 312-455-7000

Fax: 312-455-7041

G.M.: Dale Tallon

Coach: Trent Yawney

P.R.: Jim DeMaria, Tony Ommen


Press Box: 312-455-4678

PRACTICE FACILITY

Ristuccia Memorial Arena
190 Main St.
Wilmington, Mass. 01887

AHL AFFILIATE

Providence Bruins



Tuomo Ruutu

	W	L	O/T
SJ ALL-TIME Record	26	21	8

DATE	SITE	W	L	O/T	SJ	OPP
10/7/05	A	0	1	0	3	6
10/15/05	H	1	0	0	4	3
2/8/06	H	1	0	0	2	1
3/26/06	A	1	0	0	5	4
05-06 TOTALS		3	1	0	14	14

NOTES

- Owen Nolan and Jeff Friesen had hat tricks on Oct. 4, 1999 in a 7-1 victory in San Jose, the first multiple hat trick game in franchise history.
- Tyler Arnason registered his first career hat trick on Dec. 28, 2002.
- Christian Ehrhoff scored his first NHL goal (GWG) and added an assist in a 3-2 win on Nov. 26, 2003.
- Blackhawks defenseman Brent Seabrook tallied four assists against the Sharks in only his second career NHL game in a 6-3 Blackhawks victory on Oct. 7, 2005.

Last Sharks Win

Last Chicago Win

Last Tie

Last Sharks Shutout

Last Chicago Shutout

Last Sharks Win At Home

Last Chicago Win At Home

Last Sharks Win At Chicago

Last Chicago Win At Sharks

Last Sharks Overtime Win At Home

Last Chicago Overtime Win At Home

Last Sharks Overtime Win At Chicago

Last Chicago Overtime Win At Sharks

Most Goals By Sharks

Most Goals By Chicago

Most Goals By Both Teams

Last Sharks Hat Trick

Last Chicago Hat Trick

Last Sharks Penalty Shot

Last Chicago Penalty Shot

March 26, 2006 (Sharks 5 @ Chicago 4 OT)

Oct. 7, 2005 (Sharks 3 @ Chicago 6)

Oct. 23, 2003 (Chicago 3 @ Sharks 3 OT)

Feb. 14, 2001 (Sharks 7 @ Chicago 0)

March 6, 1999 (Chicago 4 @ Sharks 0)

Feb. 8, 2006 (Chicago 1 @ Sharks 2)

Oct. 7, 2005 (Sharks 3 @ Chicago 6)

March 26, 2006 (Sharks 5 @ Chicago 4)

March 17, 2003 (Chicago 3 @ Sharks 2 OT)

Feb. 10, 2001 (Chicago 2 @ Sharks 3 OT)

Nov. 11, 2001 (Sharks 2 @ Chicago 3 OT)

March 26, 2006 (Sharks 5 @ Chicago 4 OT)

March 17, 2003 (Chicago 3 @ Sharks 2 OT)

7, 2 times, MR, Feb. 14, 2001 (Sharks 7 @ Chicago 0)

7, 3 times, MR, Feb. 13, 1997 (Sharks 3 @ Chicago 7)

10, 3 times, MR, Feb. 13, 1997 (Sharks 3 @ Chicago 7)

Owen Nolan and Jeff Friesen, Oct. 4, 1999 (Chicago 1 @ Sharks 7)

Tyler Arnason, Dec. 28, 2003 (Chicago 3 @ Sharks 3, OT)

None

None

2005-06 BLACKHAWKS LEADERS

Goals

Assists

Points

Shots

GAA

Wins

Losses

Shutouts

Save %

2005-06 Record

Kyle Calder, 26

Kyle Calder, 33

Kyle Calder, 59

Mark Bell, 227

Craig Anderson, 3.32

Nikolai Khabibulin, 17

Nikolai Khabibulin, 26

Craig Anderson and Adam Munro,

1 each

Craig Anderson and Nikolai

Khabibulin, .886

26-43-13, 65 pts., 4th/Central Division,

14th/Western Conference

2006 PLAYOFFS

Did Not Qualify

COLORADO AVALANCHE

PEPSI CENTER

1000 Chopper Circle

Denver, Colo. 80204

Phone: 303-405-1100

Fax: 303-893-0614

G.M.: Francois Giguere

Coach: Joel Quenneville

P.R.: Jean Martineau, Damen Zier,

Brenden McNicholas

Press Box: 303-575-1926

PRACTICE FACILITY

South Suburban


Family Sports Center

6901 S. Peoria St.

Englewood, Colo. 80112

AHL AFFILIATE

Albany River Rats



Joe Sakic

NHL

	W	L	O/T
SJ ALL-TIME Record	15	31	5

DATE	SITE	W	L	O/T	SJ	OPP
11/8/05	A	0	1	0	2	5
12/30/05	H	1	0	0	5	2
3/19/06	H	1	0	0	6	5
4/5/06	A	1	0	0	2	1
05-06 TOTALS		3	1	0	15	13

NOTES

- Evgeni Nabokov posted his first NHL shutout against Patrick Roy on Jan. 19, 2000 in a 0-0 tie.
- Patrick Marleau recorded his second hat trick of the 2004 Stanley Cup Playoffs, scoring three goals in a 5-2 win in Game One of the Western Conference Semifinals.
- On May 4, 2004, the Sharks advanced to the Western Conference Finals for the first time in franchise history when they defeated Colorado in Game Six of the Western Conference Semifinals.
- With his goal on Nov. 8, 2005, Pierre Turgeon became the 34th player in NHL history to score 500 career goals as the Avalanche beat the Sharks 5-2.

Last Sharks Win

Last Colorado Win

Last Tie

Last Sharks Shutout

Last Colorado Shutout

Last Sharks Win At Home

Last Colorado Win At Home

Last Sharks Win At Colorado

Last Colorado Win At Sharks

Last Sharks Overtime Win At Home

Last Colorado Overtime Win At Home

Last Sharks Overtime Win At Colorado

Last Colorado Overtime Win At Sharks

Most Goals By Sharks

Most Goals By Colorado

Most Goals By Both Teams

Last Sharks Hat Trick

Last Colorado Hat Trick

Last Sharks Penalty Shot

Last Colorado Penalty Shot

April 5, 2006 (Sharks 2 @ Colorado 1)

Nov. 8, 2005 (Sharks 2 @ Colorado 5)

Dec. 4, 2003 (Colorado 2 @ Sharks 2 OT)

Jan. 15, 2002 (Sharks 1 @ Colorado 0 OT)

March 20, 2003 (Sharks 0 @ Colorado 2)

March 19, 2006 (Colorado 5 @ Sharks 6)

Nov. 8, 2005 (Sharks 2 @ Colorado 5)

April 5, 2006 (Sharks 2 @ Colorado 1)

Nov. 11, 2003 (Colorado 4 @ Sharks 3)

April 4, 1997 (Colorado 6 @ Sharks 7 OT)

None

Jan. 15, 2002 (Sharks 1 @ Colorado 0 OT)

Jan. 27, 1996 (Colorado 4 @ Sharks 3 OT)

7, 3 times, MR, April 4, 1997

(Colorado 6 @ Sharks 7 OT)

12, Dec. 5, 1995 (Sharks 2 @ Colorado 12)

15, Dec. 12, 1992 (Quebec 8 @ Sharks 7)

Tony Granato, April 4, 1997 (Colorado 6

@ Sharks 7 OT)

Steven Reinprecht, Jan. 4, 2002

(Colorado 6 @ Sharks 1)

Jamie Baker (Unsuccessful — Patrick

Roy), March 28, 1996 (Colorado 8 @

Sharks 3)

None

2005-06 AVALANCHE LEADERS

Goals	Joe Sakic and Marek Svatos, 32 each
Assists	Joe Sakic, 55
Points	Joe Sakic, 87
Shots	Joe Sakic, 263
GAA	Peter Budaj, 2.86
Wins	David Aebischer, 25
Losses	David Aebischer, 14
Shutouts	David Aebischer, 3
Save %	David Aebischer and Peter Budaj, .900
2005-06 Record	43-30-9 95 pts., 2nd/Northwest Division, 7th/Western Conference

2006 PLAYOFFS

Western Conference Quarterfinals:	Defeated Dallas, 4-1
Western Conference Semifinals:	Lost to Anaheim, 0-4

COLUMBUS BLUE JACKETS

Nationwide Arena

200 W. Nationwide Arena
Columbus, Ohio 43215

Phone: 614-246-4625

Fax: 614-246-4007

G.M.: Doug MacLean

Coach: Gerald Gallant

P.R.: Todd Sharrock, Ryan Holtmann,
Thomas LaRocca

Press Box: 614-246-3251/3252

PRACTICE FACILITY

Dispatch Ice Haus
200 W. Nationwide Blvd.
Columbus, Ohio 43215
Phone: 614-246-3380

AHL AFFILIATE

Syracuse Crunch



Rick Nash

	W	L	O/T
SJ ALL-TIME Record	14	5	1

DATE	SITE	W	L	O/T	SJ	OPP
10/12/05	H	1	0	0	4	1
10/21/05	A	0	1	0	1	4
1/5/06	H	1	0	0	6	3
3/28/06	A	0	1	0	1	4
05-06 TOTALS		2	2	0	12	12

NOTES

- On Oct. 25, 2000, Gary Suter (playing in his 1,000th NHL game) scored the franchise's first goal against the Blue Jackets in a 3-1 win.
- San Jose set a franchise record for most goals scored during a Sharks home game in a 10-2 win on March 30, 2002.
- On Feb. 14, 2004, Marco Sturm scored the game-winning goal in overtime in a 2-1 win at Columbus. The goal was his franchise-best fifth overtime game winner.
- San Jose set a franchise-high with 50 shots on goal at Columbus on Feb. 14, 2004.
- On Feb. 23, 2004, Kyle McLaren played in his 500th NHL game, while Jonathan Cheechoo scored his 17th and 18th goals of the season, one coming on his first career NHL penalty shot (against Pascal LeClaire).

Last Sharks Win**Last Columbus Win****Last Tie****Last Sharks Shutout****Last Columbus Shutout****Last Sharks Win At Home****Last Columbus Win At Home****Last Sharks Win At Columbus****Last Columbus Win At Sharks****Last Sharks Overtime Win At Home****Last Columbus Overtime Win At Home****Last Sharks Overtime Win At Columbus****Last Columbus Overtime Win At Sharks****Most Goals By Sharks****Most Goals By Columbus****Most Goals By Both Teams****Last Sharks Hat Trick****Last Columbus Hat Trick****Last Sharks Penalty Shot****Last Columbus Penalty Shot**

Jan. 5, 2006 (Columbus 3 @ Sharks 6)

March 28, 2006 (Sharks 1 @ Columbus 4)

None

Dec. 31, 2003 (Sharks 1 @ Columbus 0)

Feb. 12, 2003 (Sharks 0 @ Columbus 1)

Jan. 5, 2006 (Columbus 3 @ Sharks 6)

March 28, 2006 (Sharks 1 @ Columbus 4)

Feb. 14, 2004 (Sharks 2 @ Columbus 1 OT)

Jan. 8, 2004 (Columbus 3 @ Sharks 2 OT)

Feb. 14, 2004 (Sharks 2 @ Columbus 1 OT)

None

Feb. 14, 2004 (Sharks 2 @ Columbus 1 OT)

Jan. 8, 2004 (Sharks 2 @ Columbus 3 OT)

10, March 30, 2002 (Columbus 2 @ Sharks 10)

6, Jan. 24, 2002 (Sharks 2 @ Columbus 6)

12, March 30, 2002 (Columbus 2 @ Sharks 10)

Jonathan Cheechoo, Jan. 5, 2006 (Columbus 3 @ Sharks 6)

Espen Knutsen, Jan. 24, 2002 (Sharks 2 @ Columbus 6)

Jonathan Cheechoo (Successful — Pascal LeClaire) Feb. 23, 2004 (Columbus 2 @ Sharks 4)

Robert Kron (Unsuccessful — Steve Shields), Nov. 9, 2000 (Sharks 2 @ Columbus 5)

2005-06 BLUE JACKETS LEADERS

Goals	Rick Nash, 31
Assists	David Vyborny, 43
Points	David Vyborny, 85
Shots	Nikolai Zherdev, 194
GAA	Pascal LeClaire, 3.23
Wins	Marc Denis, 21
Losses	Marc Denis, 25
Shutouts	Marc Denis, 1
Save %	Pascal LeClaire, .911
2005-06 Record	35-43-4, 74 pts., 3rd/Central Division, 13th/Western Conference

2006 PLAYOFFS

Did not qualify

DALLAS STARS

American Airlines Center

2500 Victory Way
Dallas, Texas 75219

Phone: 214-655-4600

Fax: 214-387-5564

G.M.: Doug Armstrong

Coach: Dave Tippett

P.R.: Rob Scichili, Mark Janko,
Jason Rademan

Press Box: 214-665-4600

Press Box Fax: 214-655-4601

PRACTICE FACILITY/ OFFICES

Dr. Pepper Star Center Frisco
2601 Avenue of the Stars

Frisco, Texas 75034

Phone: 214-387-5500

Fax: 214-387-5610

AHL AFFILIATE

Iowa Stars



Mike Modano

NHL

	W	L	O/T
SJ ALL-TIME Record	25	32	10

DATE	SITE	W	L	O/T	SJ	OPP
10/26/05	A	1	0	0	5	4
11/12/05	H	0	0	1	2	3
11/30/05	A	0	1	0	1	4
1/30/06	A	0	0	1	2	3
2/10/06	H	1	0	0	6	3
3/18/06	H	0	0	1	3	4
4/3/06	A	1	0	0	3	2
4/9/06	H	1	0	0	4	1
05-06 TOTALS		4	1	3	26	24

NOTES

- The Sharks swept the season series in 1996-97. Dallas/Minnesota has done it three times (1991-92, 1992-93 and 1995-96).
- San Jose won 2-1 on Dec. 6, 2003 on the strength of a goal by Patrick Marleau and Nils Ekman's game-winner on a penalty shot (Ron Tugnutt).
- On Jan. 13, 2004, the Sharks franchise record streak of 14 consecutive home games recording a point (8-0-4-2), spanning from Nov. 13-Jan. 10, was snapped (marking their first home loss in two months) in a 3-0 loss to Dallas.
- Vesa Toskala was injured and replaced by Nolan Schaefer who made his NHL debut and recorded his first career NHL victory on Oct. 26, 2005 in a 5-4 OT Sharks victory in Dallas.

Last Sharks Win

April 9, 2006 (Dallas 1 @ Sharks 4)

Last Dallas Win

March 18, 2006 (Dallas 4 @ Sharks 3 SO)

Last Tie

March 16, 2004 (Sharks 3 @ Dallas 3 OT)

Last Sharks Shutout

Oct. 13, 1999 (Sharks 2 @ Dallas 0)

Last Dallas Shutout

March 7, 2004 (Sharks 0 @ Dallas 4)

Last Sharks Win At Home

April 9, 2006 (Dallas 1 @ Sharks 4)

Last Dallas Win At Home

Jan. 30, 2006 (Sharks 2 @ Dallas 3 OT)

Last Sharks Win At Dallas

April 3, 2006 (Sharks 3 @ Dallas 2 OT)

Last Dallas Win At Sharks

March 18, 2006 (Dallas 4 @ Sharks 3 SO)

Last Sharks Overtime Win At Home

March 28, 2004 (Dallas 1 @ Sharks 2 OT)

Last Dallas Overtime Win At Home

Jan. 30, 2006 (Sharks 2 @ Dallas 3 OT)

Last Sharks Overtime Win At Dallas

April 3, 2006 (Sharks 3 @ Dallas 2 OT)

Last Dallas Overtime Win At Sharks

Nov. 17, 2001 (Dallas 3 @ Sharks 2 OT)

Most Goals By Sharks

7, Feb. 6, 1994 (Sharks 7 @ Dallas 1)

Most Goals By Dallas

10, Nov. 28, 1992 (Sharks 3 @ Minnesota 10)

Most Goals By Both Teams

13, Nov. 28, 1992 (Sharks 3 @ Minnesota 10)

Last Sharks Hat Trick

Mike Ricci, April 7, 2001 (Dallas 5 @ Sharks 4 OT)

Last Dallas Hat Trick

Mike Modano, Feb. 21, 1994 (Dallas 6 @ Sharks 3)

Last Sharks Penalty Shot

Marcel Goc (Unsuccessful — Marty Turco) Oct. 26, 2005 (Sharks 5 @ Dallas 4 OT)

Last Dallas Penalty Shot

Antti Miettinen (Successful — Evgeni Nabokov) Nov. 30, 2005 (Sharks 1 @ Dallas 4)

2005-06 STARS LEADERS

Goals	Jason Arnott, 32
Assists	Mike Modano, 50
Points	Mike Modano, 77
Shots	Jere Lehtinen, 216
GAA	Marty Turco, 2.55
Wins	Marty Turco, 41
Losses	Marty Turco, 19
Shutouts	Marty Turco, 3
Save %	Marty Turco and Johan Hedberg, .898
2005-06 Record	53-23-6, 112 pts., 1st/Pacific Division, 2nd/Western Conference

2006 PLAYOFFS

Western Conference Quarterfinals: Lost to Colorado, 1-4

DETROIT RED WINGS

Joe Louis Arena

600 Civic Center Drive
Detroit, Mich. 48226

Phone: 313-396-7544

Fax: 313-567-0296

G.M.: Ken Holland

Coach: Mike Babcock

P.R.: John Hahn, Mike Brinich,
Anne Marie Krappmann

Press Box: 313-396-7957

AHL AFFILIATE

Grand Rapids Griffins



Nicklas Lidstrom

	W	L	O/T
SJ ALL-TIME Record	12	36	7

DATE	SITE	W	L	O/T	SJ	OPP
10/17/05	A	0	0	1	2	3
11/26/05	H	0	1	0	6	7
2/28/06	H	1	0	0	5	1
3/23/06	A	0	1	0	0	4
05-06 TOTALS		1	2	0	13	15

NOTES

- Patrick Marleau recorded the Sharks first-ever hat trick against the Red Wings (and first of his career) on April 6, 2002 in a 6-3 victory.
- Vesa Toskala registered his first NHL shutout in a 3-0 win in San Jose on March 27, 2003.
- Mike Ricci played in his NHL milestone 1,000th game on Feb. 11, 2004 at Detroit.
- With a goal and an assist on March 23, 2004, Vincent Damphousse recorded his 1,200th NHL point, tying him with Dino Ciccarelli for 38th place on NHL's All-Time points list.
- The Sharks scored a franchise record five power-play goals to defeat the Detroit Red Wings 5-1 in San Jose on Feb. 28, 2006.

Last Sharks Win**Last Detroit Win****Last Tie****Last Sharks Shutout****Last Detroit Shutout****Last Sharks Win At Home****Last Detroit Win At Home****Last Sharks Win At Detroit****Last Detroit Win At Sharks****Last Sharks Overtime Win At Home****Last Detroit Overtime Win At Home****Last Sharks Overtime Win At Detroit****Last Detroit Overtime Win At Sharks****Most Goals By Sharks****Most Goals By Detroit****Most Goals By Both Teams****Last Sharks Hat Trick****Last Detroit Hat Trick****Last Sharks Penalty Shot****Last Detroit Penalty Shot**

Feb. 28, 2006 (Detroit 1 @ Sharks 5)

March 23, 2006 (Sharks 0 @ Detroit 4)

Jan. 23, 2002 (Sharks 2 @ Detroit 2 OT)

March 27, 2003 (Detroit @ Sharks 3)

March 23, 2006 (Sharks 0 @ Detroit 4)

Feb. 28, 2006 (Detroit 1 @ Sharks 5)

March 23, 2006 (Sharks 0 @ Detroit 4)

Dec. 20, 2000 (Sharks 2 @ Detroit 0)

Nov. 26, 2005 (Detroit 7 @ Sharks 6)

None

Oct. 17, 2005 (Sharks 2 @ Detroit 3 OT)

None

Oct. 4, 2001 (Detroit 4 @ Sharks 3 OT)

6, 4 times, MR, Nov. 26, 2005 (Detroit 7 @ Sharks 6)

11, Feb. 15, 1991 (Sharks 1 @ Detroit 11)

13, Jan. 6, 1994 (Detroit 10 @ Sharks 3)

Patrick Maleau, April 6, 2002 (Detroit 3 @ Sharks 6)

Mathieu Schneider, Nov. 26, 2005

(Detroit 7 @ Sharks 6)

Nils Ekman (Unsuccessful — Manny

Legace), Feb. 28, 2006 (Detroit 1 @ Sharks 5)

Igor Larionov (Successful — Arturs

Irbel), Nov. 22, 1995 (Sharks 2 @ Detroit 5)

2005-06 RED WINGS LEADERS

Goals	Brendan Shanahan, 40
Assists	Nicklas Lidstrom, 64
Points	Pavel Datsyuk, 87
Shots	Brendan Shanahan, 289
GAA	Manny Legace, 2.19
Wins	Manny Legace, 37
Losses	Manny Legace, 8
Shutouts	Manny Legace, 7
Save %	Manny Legace, .915
2005-06 Record	58-16-8, 124 pts., 1st/Central Division, 1st/Western Conference

2006 PLAYOFFS

Western Conference Quarterfinals: Lost to Edmonton, 2-4

EDMONTON OILERS

Rexall Place

7424 118th Ave.

Edmonton, Alberta T5B 4M9

Phone: 780-414-4000**Fax:** 780-409-5848**G.M.:** Kevin Lowe**Coach:** Craig MacTavish**P.R.:** Allan Watt, Steve Knowles,
J.J. Hebert**Press Box:** 780-409-3780**TEAM OFFICES/
MAILING ADDRESS**

11230 110th St.

Edmonton, Alberta

T5G 3H7

AHL AFFILIATES

TBD

**Fernando Pisani**

NHL

	W	L	O/T
SJ ALL-TIME Record	24	31	14

DATE	SITE	W	L	O/T	SJ	OPP
11/21/05	A	0	0	1	1	2
1/19/06	H	0	0	1	2	3
3/3/06	A	0	1	0	2	3
3/9/06	H	1	0	0	5	2
05-06 TOTALS		1	1	2	10	10

NOTES

- The Sharks played their first penalty-free game in team history on Feb. 12, 2002 at Edmonton.
- Vincent Damphousse recorded his 400th goal on Oct. 17, 2002 (becoming the 71st player in League history to accomplish the feat) in a 4-3 victory.
- Milan Michalek registered his first NHL goal at Edmonton on Oct. 9, 2003.

Last Sharks Win

March 9, 2006 (Edmonton 2 @ Sharks 5)

Last Edmonton Win

March 3, 2006 (Sharks 2 @ Edmonton 3)

Last Tie

Nov. 11, 2003 (Edmonton 3 @ Sharks 3 OT)

Last Sharks Shutout

April 3, 2000 (Sharks 1 @ Edmonton 0)

Last Edmonton Shutout

Feb. 12, 1993 (Sharks 0 @ Edmonton 6)

Last Sharks Win At Home

March 9, 2006 (Edmonton 2 @ Sharks 5)

Last Edmonton Win At Home

March 3, 2006 (Sharks 2 @ Edmonton 3)

Last Sharks Win At Edmonton

Nov. 30 2003 (Sharks 2 @ Edmonton 1)

Last Edmonton Win At Sharks

Jan. 19, 2006 (Edmonton 3 @ Sharks 2 SO)

Last Sharks Overtime Win At Home

Dec. 11, 2001 (Edmonton 4 @ Sharks 5 OT)

Last Edmonton Overtime Win At Home

None

Last Sharks Overtime Win At Edmonton

None

Last Edmonton Overtime Win At Sharks

April 12, 1999 (Edmonton 5 @ Sharks 4 OT)

Most Goals By Sharks

6, 4 times, MR, Jan. 24, 2001

Most Goals By Edmonton

(Edmonton 1 @ Sharks 6)

Most Goals By Both Teams

9, Jan. 21, 1992 (Sharks 2 @ Edmonton 9)

Last Sharks Hat Trick

11, 2 times, MR, March 13, 1996 (Edmonton 8 @ Sharks 3)

Last Edmonton Hat Trick

Marco Sturm, Dec. 23, 1998 (Sharks 5 @ Edmonton 3)

Last Sharks Penalty Shot

None

Last Edmonton Penalty Shot

None

Last Sharks Penalty Shot

None

Last Edmonton Penalty Shot

None

Last Sharks Penalty Shot

None

Last Edmonton Penalty Shot

None

Last Sharks Penalty Shot

None

Last Edmonton Penalty Shot

None

Last Sharks Penalty Shot

None

Last Edmonton Penalty Shot

None

Last Sharks Penalty Shot

None

Last Edmonton Penalty Shot

None

Last Sharks Penalty Shot

None

Last Edmonton Penalty Shot

None

Last Sharks Penalty Shot

None

Last Edmonton Penalty Shot

None

Last Sharks Penalty Shot

None

Last Edmonton Penalty Shot

None

Last Sharks Penalty Shot

None

Last Edmonton Penalty Shot

None

Last Sharks Penalty Shot

None

Last Edmonton Penalty Shot

None

Last Sharks Penalty Shot

None

Last Edmonton Penalty Shot

None

Last Sharks Penalty Shot

None

Last Edmonton Penalty Shot

None

Last Sharks Penalty Shot

None

Last Edmonton Penalty Shot

None

Last Sharks Penalty Shot

None

Last Edmonton Penalty Shot

None

Last Sharks Penalty Shot

None

Last Edmonton Penalty Shot

None

Last Sharks Penalty Shot

None

Last Edmonton Penalty Shot

None

Last Sharks Penalty Shot

None

Last Edmonton Penalty Shot

None

Last Sharks Penalty Shot

None

2005-06 OILERS LEADERS

Goals	Ryan Smyth, 36
Assists	Ales Hemsky, 58
Points	Ales Hemsky, 77
Shots	Jarret Stoll, 243
GAA	Dwayne Roloson, 2.42
Wins	Jussi Markkanen, 15
Losses	Jussi Markkanen, 12
Shutouts	Dwayne Roloson and Ty Conklin, 1 each
Save %	Dwayne Roloson, .905
2005-06 Record	41-28-13, 95 pts., 3rd/Northwest Division, 8th/Western Conference

2006 PLAYOFFS

Western Conference Quarterfinals:	Defeated Detroit, 4-2
Western Conference Semifinals:	Defeated San Jose, 4-2
Western Conference Finals:	Defeated Anaheim, 4-1
Stanley Cup Finals:	Lost to Carolina, 3-4

FLORIDA PANTHERS

BankAtlantic Center

One Panther Parkway

Sunrise, Fla. 33323

Phone: 954-835-7000**Fax:** 954-835-7700**G.M./Coach:** Jacques Martin**P.R.:** Justin Copertino, Matt Sacco,

Brian Goldman

Press Box: 954-835-7753**PRACTICE FACILITY**

Incredible Ice

3299 Sportsplex Drive

Coral Springs, Fla. 33065

Phone: 954-341-9956**AHL AFFILIATE**

Rochester Americans

**Olli Jokinen**

	W	L	O/T
SJ ALL-TIME Record	8	4	7

DATE	SITE	W	L	O/T	SJ	OPP
12/8/05	H	1	0	0	6	2
05-06 TOTALS		1	0	0	6	2

NOTES

- Scott Thornton posted his first career hat trick on March 7, 2001 in a 3-3 tie.
- Alyn McCauley posted his first career hat trick (and first career multi-goal game) in a 6-2 win on Nov. 1, 2003.
- In the same game, Vincent Damphousse's first period assist helped him tie Bobby Hull for 39th place on the NHL's all-time scoring list with 170 points.
- Marco Sturm tied the franchise record, shared with Owen Nolan, with his 14th career short-handed goal in a 3-0 victory on Feb. 3, 2004.
- Patrick Marleau set franchise records for most points in a four game span (12) and most consecutive three-point games (4) in a 6-2 victory over Florida on Dec. 8, 2005.

Last Sharks Win

Dec. 8, 2005 (Florida 2 @ Sharks 6)

Last Florida Win

Feb. 9, 2000 (Sharks 1 @ Florida 4)

Last Tie

March 7, 2001 (Sharks 3 @ Florida 3 OT)

Last Sharks Shutout

March 3, 2004 (Florida 0 @ Sharks 3)

Last Florida Shutout

None

Last Sharks Win At Home

Dec. 8, 2005 (Florida 2 @ Sharks 6)

Last Florida Win At Home

Feb. 9, 2000 (Sharks 1 @ Florida 4)

Last Sharks Win At Florida

Nov. 1, 2003 (Sharks 6 @ Florida 2)

Last Florida Win At Sharks

Jan. 8, 2000 (Florida 4 @ Sharks 2)

Last Sharks Overtime Win At Home

None

Last Florida Overtime Win At Home

None

Last Sharks Overtime Win At Florida

None

Last Florida Overtime Win At Sharks

None

Most Goals By Sharks

7, Nov. 16, 2002 (Sharks 7 @ Florida 3)

Most Goals By Florida

5, Jan. 8, 1996 (Florida 5 @ Sharks 2)

Most Goals By Both Teams

10, Nov. 16, 2002 (Sharks 7 @ Florida 3)

Last Sharks Hat Trick

Alyn McCauley, Nov. 1, 2003 (Sharks 6

@ Florida 2)

Last Florida Hat Trick

None

Last Sharks Penalty Shot

None

Last Florida Penalty Shot

None

2005-06 PANTHERS LEADERS**Goals**

Olli Jokinen, 38

Assists

Olli Jokinen, 51

Points

Olli Jokinen, 89

Shots

Olli Jokinen, 351

GAA

Roberto Luongo, 2.97

Wins

Roberto Luongo, 35

Losses

Roberto Luongo, 30

Shutouts

Roberto Luongo, 4

Save %

Roberto Luongo, .914

2005-06 Record

37-34-11, 85 pts., 4th/Southeast

Division, 11th/Eastern Conference

2006 PLAYOFFS

Did Not Qualify

LOS ANGELES KINGS

STAPLES Center

1111 S. Figueroa St.
Los Angeles, Calif. 90015

Phone: 213-742-7100

Fax: 213-742-7304

Pres./G.M.: Dean Lombardi

Coach: Marc Crawford

P.R.: Mike Altieri, Jeff Moeller,
Mike Kalinkowski,
Stephanie Krauss

Press Box: 213-742-7480

PRACTICE FACILITY

Toyota Sports Center
555 N. Nash St


El Segundo, Calif. 90245

Phone: 310-535-4510

Fax: 310-535-4507

AHL AFFILIATE

Manchester Monarchs



Craig Conroy

NHL

	W	L	O/T
SJ ALL-TIME Record	38	35	9

DATE	SITE	W	L	O/T	SJ	OPP
10/28/05	A	1	0	0	5	4
12/26/05	A	0	1	0	3	4
1/7/06	H	1	0	0	3	2
1/21/06	A	1	0	0	4	3
1/24/06	H	1	0	0	4	1
3/13/06	H	1	0	0	4	3
4/6/06	A	1	0	0	5	0
4/17/06	H	0	1	0	0	4
05-06 TOTALS		6	2	0	28	21

NOTES

- Neither team has ever swept the season series.
- Jeff Hackett made 57 saves, setting a franchise record, in a 7-2 win on Jan. 26, 1992.
- Scott Thornton scored his 100th goal in a 3-1 victory on April 13, 2002 in San Jose.
- With an assist on the Sharks third goal on March 13, 2004, Mike Rathje tied Marcus Ragnarsson on the Sharks all-time points list among defensemen with 153 points.
- Alyn McCauley scored his 19th and 20th goals of the season on March 31, 2004 in a 3-0 win at Los Angeles to help San Jose clinch the Pacific Division Championship and the No. 2 seed in the Western Conference, clinching the Pacific Division Championship.
- In that March 31 win, San Jose won 10 games in a month for the first time and Evgeni Nabokov posted his franchise record ninth shutout.

Last Sharks Win**Last Los Angeles Win****Last Tie****Last Sharks Shutout****Last Los Angeles Shutout****Last Sharks Win At Home****Last Los Angeles Win At Home****Last Sharks Win At Los Angeles****Last Los Angeles Win At Sharks****Last Sharks Overtime Win At Home****Last Los Angeles Overtime Win At Home****Last Sharks Overtime Win At Los Angeles****Last Los Angeles Overtime Win At Sharks****Most Goals By Sharks****Most Goals By Los Angeles****Most Goals By Both Teams****Last Sharks Hat Trick****Last Los Angeles Hat Trick****Last Sharks Penalty Shot****Last Los Angeles Penalty Shot**

April 6, 2006 (Sharks 5 @ Los Angeles 0)

April 17, 2006 (Los Angeles 4 @ Sharks 0)

December 27, 2003 (Sharks 4 @ Los Angeles 4 OT)

April 6, 2006 (Sharks 5 @ Los Angeles 0)

April 17, 2006 (Los Angeles 4 @ Sharks 0)

March 13, 2006 (Los Angeles 3 @ Sharks 4)

Dec. 26, 2005 (Sharks 3 @ Los Angeles 4)

April 6, 2006 (Sharks 5 @ Los Angeles 0)

April 17, 2006 (Los Angeles 4 @ Sharks 0)

April 4, 2004 (Los Angeles 3 @ Sharks 4 OT)

Jan. 13, 2003 (Sharks 2 @ Los Angeles 3 OT)

Jan. 21, 2006 (Sharks 4 @ Los Angeles 3 OT)

April 10, 1993 (Los Angeles 3 @ Sharks 2 OT)

7, 3 times, MR, Jan. 22, 1997

(Los Angeles 2 @ Sharks 7)

11, Nov. 8, 1992 (Los Angeles 11 @ Sharks 4)

15, Nov. 8, 1992 (Los Angeles 11 @ Sharks 4)

Jonathan Cheechoo, March 13, 2006 (Los Angeles 3 @ Sharks 4)

Mike Donnelly, Nov. 8, 1992

(Los Angeles 11 @ Sharks 4)

Alexander Korolyuk (Unsuccessful — Jamie Storr) Nov. 24, 2001 (Sharks 1 @ Los Angeles 3)

Zigmund Palffy (Unsuccessful — Evgeni Nabokov), Feb. 17, 2003 (Sharks 2 @ Los Angeles 3)

2005-06 KINGS LEADERS

Goals
Assists
Points
Shots
GAA
Wins
Losses
Shutouts
Save %
2005-06 Record

Mark Parrish, 29
Lubomir Visnovsky, 50
Lubomir Visnovsky, 67
Michael Cammalleri, 206
Jason LaBarbera, 2.89
Mathieu Garon, 31
Mathieu Garon, 26
Mathieu Garon, 4
Jason LaBarbera, .900
42-35-5, 89 pts., 4th/Pacific Division,
10th/Western Conference

2006 PLAYOFFS

Did Not Qualify

MINNESOTA WILD

Xcel Energy Center317 Washington St.
St. Paul, Minn. 55102**Phone:** 651-602-6000**Fax:** 651-293-9574**Pres./G.M.:** Doug Risebrough**Coach:** Jacques Lemaire**P.R.:** Bill Robertson, Aaron Sickman,
Wayne Carlson,**Press Box:** 651-726-8600/8601**PRACTICE FACILITY**Parade Ice Garden
600 Kenwood Parkway
Minneapolis, Minn. 55403
Phone: 612-370-4846
Fax: 612-818-2402**AHL AFFILIATE**

Houston Aeros

**Brian Rolston**

	W	L	O/T
SJ ALL-TIME Record	8	8	4

DATE	SITE	W	L	O/T	SJ	OPP
10/19/05	A	0	1	0	1	6
11/5/05	H	0	1	0	1	3
2/2/06	H	0	0	1	2	3
3/25/06	A	1	0	0	5	1
05-06 TOTALS		1	2	1	9	13

NOTES

- Rosemount, Minn. native Tom Preissing registered his first NHL point (assist) in a 3-2 win at Minnesota on Oct. 12, 2003.
- Goaltender Vesa Toskala picked up his first NHL assist on Alexander Korolyuk's third period goal on March 9, 2004.
- The Sharks won the season series 3-1 in 2004, improving their all-time record against the Wild to 7-6-2-1.
- Matt Carle made his NHL debut and scored his first career NHL goal in a 5-1 victory in Minnesota on March 25, 2006.

Last Sharks Win

March 25, 2006 (Sharks 5 @ Minnesota 1)

Last Minnesota Win

Feb. 2, 2006 (Minnesota 3 @ Sharks 2 SO)

Last Tie

Oct. 16, 2001 (Minnesota 3 @ Sharks 3 OT)

Last Sharks Shutout

Jan. 24, 2004 (Minnesota 0 @ Sharks 4)

Last Minnesota Shutout

Nov. 21, 2001 (Minnesota 2 @ Sharks 0)

Last Sharks Win At Home

Jan. 24, 2004 (Minnesota 0 @ Sharks 4)

Last Minnesota Win At Home

Oct. 19, 2005 (Sharks 1 @ Minnesota 6)

Last Sharks Win At Minnesota

March 25, 2006 (Sharks 5 @ Minnesota 1)

Last Minnesota Win At Sharks

Feb. 2, 2006 (Minnesota 3 @ Sharks 2 SO)

Last Sharks Overtime Win At Home

None

Last Minnesota Overtime Win At Home

Oct. 31, 2002 (Sharks 1 @ Minnesota 2 OT)

Last Sharks Overtime Win At Minnesota

None

Last Minnesota Overtime Win At Sharks

None

Most Goals By Sharks

5, March 25, 2006 (Sharks 5 @ Minnesota 1)

Most Goals By Minnesota

6, Oct. 19, 2005 (Sharks 1 @ Minnesota 6)

Most Goals By Both Teams

7, 3 times, IHR, Oct. 19, 2005 (Sharks 1 @ Minnesota 6)

Last Sharks Hat Trick

None

Last Minnesota Hat Trick

Brian Rolston, Nov. 5, 2006 (Minnesota 3 @ Sharks 1)

Last Sharks Penalty Shot

None

Last Minnesota Penalty Shot

Marian Gaborik (Successful — Vesa Toskala), Feb. 2, 2006 (Minnesota 3 @ Sharks 2 SO)

2005-06 WILD LEADERS**Goals**

Marian Gaborik, 38

Assists

Brian Rolston, 45

Points

Brian Rolston, 79

Shots

Brian Rolston, 233

GAA

Manny Fernandez, 2.29

Wins

Manny Fernandez, 30

Losses

Manny Fernandez, 18

Shutouts

Manny Fernandez, Dwayne Roloson and Josh Harding, 1 each

Save %

Manny Fernandez, .919

2005-06 Record

38-36-8, 84 pts., 5th/Northwest Division, 11th/Western Conference

2006 PLAYOFFS

Did Not Qualify

MONTREAL CANADIENS

CENTRE BELL

1260 de la Gauchetière Street West

Montreal, Quebec H3B 5E8

Phone: 514-932-2582

Fax: 514-932-8285

G.M.: Bob Gainey

Coach: Guy Carbonneau

P.R.: Dominick Saillant,

Michel Lamarche,

Sylvie Lambert

Press Box: 514-989-2872

PRACTICE FACILITY

Verdun Auditorium

4110 Boul. LaSalle

Verdun, Quebec H4G 2A5

Phone: 514-765-7130

Fax: 514-765-7127

AHL AFFILIATE

Hamilton Bulldogs



Saku Koivu

NHL

	W	L	O/T
SJ ALL-TIME Record	7	11	5

DATE	SITE	W	L	O/T	SJ	OPP
1/14/06	A	0	1	0	2	6
05-06 TOTALS		0	1	0	2	6

NOTES

- Sergei Berezin scored Montreal's second goal, the 10,000th home goal for the Canadiens on Jan. 27, 2002.
- On March 3, 2004, Brad Stuart registered his 100th NHL assist and recorded a career high 3-point game with a goal and two assists.
- No Sharks player has ever recorded a hat trick against the Canadiens.
- The Canadiens scored six unanswered special-teams goals (two SHG, four PPG) in the second period in a 6-2 defeat of the Sharks on Jan. 14, 2006.

Last Sharks Win

March 3, 2004 (Montreal 3 @

Sharks 4)

Last Montreal Win

Jan. 14, 2006 (Sharks 2 @ Montreal 6)

Last Tie

March 22, 1999 (Sharks 1 @ Montreal 1 OT)

Last Sharks Shutout

March 12, 2001 (Montreal 0 @ Sharks 3)

Last Montreal Shutout

Feb. 12, 1996 (Sharks 0 @ Montreal 3)

Last Sharks Win At Home

March 3, 2004 (Montreal 3 @ Sharks 4)

Last Montreal Win At Home

Jan. 14, 2006 (Sharks 2 @ Montreal 6)

Last Sharks Win At Montreal

Dec. 17, 2003 (Sharks 3 @ Montreal 1)

Last Montreal Win At Sharks

Nov. 23, 1999 (Montreal 3 @ Sharks 2 OT)

Last Sharks Overtime Win At Home

Nov. 2, 1996 (Montreal 3 @ Sharks 4 OT)

Last Montreal Overtime Win At Home

None

Last Sharks Overtime Win At Montreal

None

Last Montreal Overtime Win At Sharks

Nov. 23, 1999 (Montreal 3 @ Sharks 2 OT)

Most Goals By Sharks

7, Feb. 26, 1996 (Montreal 4 @ Sharks 7)

Most Goals By Montreal

8, Oct. 21, 1992 (Sharks 4 @ Montreal 8)

Most Goals By Both Teams

12, Oct. 21, 1992 (Sharks 4 @ Montreal 8)

Last Sharks Hat Trick

None

Last Montreal Hat Trick

Stephane LeBeau, Feb. 12, 1992 (Sharks 1 @ Montreal 6)

Last Sharks Penalty Shot

None

Last Montreal Penalty Shot

None

2005-06 CANADIENS LEADERS

Goals	Michael Ryder, 30
Assists	Saku Koivu, 45
Points	Alex Kovalev, 65
Shots	Michael Ryder, 243
GAA	Cristobal Huet, 2.20
Wins	Cristobal Huet, 18
Losses	Jose Theodore, 15
Shutouts	Cristobal Huet, 7
Save %	Cristobal Huet, .929
2005-06 Record	42-31-9, 93 pts., 3rd/Northeast Division, 7th/Eastern Conference

2006 PLAYOFFS

Eastern Conference Quarterfinals: Lost to Carolina, 2-4

NASHVILLE PREDATORS

Gaylord Entertainment Center

501 Broadway
Nashville, Tenn. 37203

Phone: 615-770-2300

Fax: 615-770-2295

G.M.: David Poile

Coach: Barry Trotz

P.R.: Gerry Helper, Tim Darling,
Greg Harvey, Ken Anderson

Press Box: 615-770-2165

PRACTICE FACILITY

Centennial Sportsplex
222 25th Avenue North
Nashville, Tenn. 37203
615-862-8480

AHL AFFILIATE

Milwaukee Admirals



Paul Kariya

	W	L	O/T
SJ ALL-TIME Record	14	11	3

DATE	SITE	W	L	O/T	SJ	OPP
10/5/05	A	0	1	0	2	3
10/22/05	A	0	1	0	1	2
11/2/05	H	1	0	0	3	2
3/11/06	H	1	0	0	3	2
05-06 TOTALS		2	2	0	9	9

NOTES

- Mike Rathje scored the first Sharks goal in team history against Nashville on Nov. 20, 1998.
- Jonathan Cheechoo scored his first NHL goal the game-winner — in a 2-1 victory in Nashville on Oct. 24, 2002.
- San Jose surrendered a season-high seven goals, including a tied for franchise-record five power-play goals in a 7-3 loss at Nashville on Feb. 18, 2004. Three of the seven goals were scored by Steve Sullivan, who was acquired in a trade from Chicago the previous day.
- Milan Michalek and Steve Bernier each registered their first career NHL fights in a 3-2 Sharks victory on March 11, 2006.

Last Sharks Win

March 11, 2006 (Nashville 2 @ Sharks 3 OT)

Last Nashville Win

Oct. 22, 2005 (Sharks 1 @ Nashville 2)

Last Tie

Nov. 7, 2002 (Sharks 2 @ Nashville 2 OT)

Last Sharks Shutout

Feb. 16, 2001 (Sharks 2 @ Nashville 0)

Last Nashville Shutout

March 5, 2002 (Nashville 1 @ Sharks 0)

Last Sharks Win At Home

March 11, 2006 (Nashville 2 @ Sharks 3 OT)

Last Nashville Win At Home

Oct. 22, 2005 (Sharks 1 @ Nashville 2)

Last Sharks Win At Nashville

Oct. 24, 2002 (Sharks 2 @ Nashville 1)

Last Nashville Win At Sharks

Dec. 7, 2002 (Nashville 4 @ Sharks 2)

Last Sharks Overtime Win At Home

March 11, 2006 (Nashville 2 @ Sharks 3 OT)

Last Nashville Overtime Win At Home

Jan. 31, 2004 (San Jose 2 @ Nashville 3 OT)

Last Sharks Overtime Win At Nashville

None

Last Nashville Overtime Win At Sharks

None

Most Goals By Sharks

5, 3 Times, MR, Dec. 29, 2003 (Nashville 2 @ Sharks 5)

Most Goals By Nashville

7, Feb. 18, 2004 (Sharks 3 @ Nashville 7)

Most Goals By Both Teams

10, Feb. 18, 2004 (Sharks 3 @ Nashville 7)

Last Sharks Hat Trick

None

Last Nashville Hat Trick

Steve Sullivan, Feb. 18, 2004 (Sharks 3 @ Nashville 7)

Last Sharks Penalty Shot

None

Last Nashville Penalty Shot

None

2005-06 PREDATORS LEADERS

Goals	Mike Sillinger, 32
Assists	Paul Kariya, 54
Points	Paul Kariya, 85
Shots	Paul Kariya, 245
GAA	Chris Mason, 2.54
Wins	Tomas Vokoun, 36
Losses	Tomas Vokoun, 18
Shutouts	Tomas Vokoun, 4
Save %	Tomas Vokoun, .919
2005-06 Record	49-25-8, 106 pts., 2nd/Central Division, 4th/Western Conference

2006 PLAYOFFS

Western Conference Quarterfinals:

Lost to San Jose, 1-4

NEW JERSEY DEVILS

Continental Airlines Arena

P.O. Box 504
560 Northfield Ave.
East Rutherford, N.J. 07073

Phone: 201-935-6050

Fax: 201-935-2127

CEO/G.M.: Lou Lamoriello

Coach: Claude Julien

P.R.: Mike Levine, Jeff Altstadter

Press Box: 201-842-5726

PRACTICE FACILITY

Codey Arena @ South Mountain

50 Route 120 North

W. Orange, N.J. 07052

Phone: 973-736-2251

Fax: 973-736-2383

AHL AFFILIATE

Lowell Devils



Patrik Elias

NHL

	W	L	O/T
SJ ALL-TIME Record	7	11	4

Sharks did not play Atlantic Division opponents during the 2005-06 Season

NOTES

- The Sharks have never shutout the Devils.
- The Sharks suffered one of their worst defeats in history, losing 9-0 on Oct. 26, 1991 at New Jersey.
- Former Shark Jeff Friesen played in his 700th game in a 3-2 overtime victory over the Sharks on Nov. 5, 2003.

Last Sharks Win

Last New Jersey Win

Last Tie

Last Sharks Shutout

Last New Jersey Shutout

Last Sharks Win At Home

Last New Jersey Win At Home

Last Sharks Win At New Jersey

Last New Jersey Win At Sharks

Last Sharks Overtime Win At Home

Last New Jersey Overtime Win At Home

Last Sharks Overtime Win At New Jersey

Last New Jersey Overtime Win At Sharks

Most Goals By Sharks

Most Goals By New Jersey

Most Goals By Both Teams

Last Sharks Hat Trick

Last New Jersey Hat Trick

Last Sharks Penalty Shot

Last New Jersey Penalty Shot

Nov. 14, 2000 (Sharks 3 @ N.J. 2)

Nov. 5, 2003 (Sharks 2 @ N.J. 3 OT)

Jan. 5, 1999 (Sharks 3 @ N.J. 3)

None

March 29, 1993 (Sharks 0 @ N.J. 5)

Nov. 28, 1999 (N.J. 3 @ Sharks 4 OT)

Nov. 5, 2003 (Sharks 2 @ N.J. 3 OT)

Nov. 14, 2000 (Sharks 3 @ N.J. 2)

Jan. 22, 2003 (N.J. 5 @ Sharks 4 OT)

Nov. 28, 1999 (N.J. 3 @ Sharks 4 OT)

Nov. 5, 2003 (Sharks 2 @ N.J. 3 OT)

None

Jan. 22, 2003 (N.J. 5 @ Sharks 4 OT)

4, 4 times, MR, Jan. 22, 2003 (N.J. 5

@ Sharks 4 OT)

9, Oct. 26, 1991 (Sharks 0 @ N.J. 9)

9, 2 times, MR, Jan. 22, 2003 (N.J. 5

@ Sharks 4 OT)

None

Patrik Elias, Oct. 18, 2001 (Sharks 1

@ N.J. 6)

None

None


2005-06 DEVILS LEADERS

Goals	Brian Gionta, 48
Assists	Scott Gomez, 51
Points	Brian Gionta, 89
Shots	Brian Gionta, 291
GAA	Martin Brodeur, 2.57
Wins	Martin Brodeur, 43
Losses	Martin Brodeur, 23
Shutouts	Martin Brodeur, 5
Save %	Martin Brodeur, .911
2005-06 Record	46-27-9, 101 pts., 1st/Atlantic Division, 3rd/Eastern Conference

2006 PLAYOFFS

Eastern Conference Quarterfinals:	Defeated Rangers, 4-0
Eastern Conference Semifinals:	Lost to Carolina, 1-4

NEW YORK ISLANDERS

Nassau Veterans Memorial Coliseum1255 Hempstead Turnpike
Uniondale, N.Y. 11553**Phone:** 516-501-6700**Fax:** 516-501-6746**G.M.:** Garth Snow**Coach:** Ted Nolan**PR:** Chris Botta, Corey Witt**Press Box:** 516-501-6792**TEAM OFFICES**1535 Old Country Road
Plainview, N.Y. 11803
Phone: 516-501-6700
Fax: 516-501-6734**PRACTICE FACILITY**Islanders Iceworks
175 Underhill Blvd.
Syosset, NY 11741
Phone: 516-496-2277**Rick DiPietro****AHL AFFILIATE**

Bridgeport Sound Tigers

	W	L	O/T
SJ ALL-TIME Record	9	10	4

Sharks did not play Atlantic Division opponents during the 2005-06 Season**Last Sharks Win****Last Islanders Win****Last Tie****Last Sharks Shutout****Last Islanders Shutout****Last Sharks Win At Home****Last Islanders Win At Home****Last Sharks Win At Islanders****Last Sharks Overtime Win At Home****Last Islanders Overtime Win At Home****Last Sharks Overtime Win At Islanders****Last Islanders Overtime Win At Sharks****Most Goals By Sharks****Most Goals By Islanders****Most Goals By Both Teams****Last Sharks Hat Trick****Last Islanders Hat Trick****Last Sharks Penalty Shot****Last Islanders Penalty Shot**

March 11, 2004 (Islanders 4 @ Sharks 5)

Feb. 19, 2003 (Islanders 3 @ Sharks 0)

Oct. 20, 2001 (Sharks 2 Islanders 2 OT)

Nov. 11, 2000 (Sharks 4 @ Islanders 0)

Dec. 15, 1998 (Islanders 1 @ Sharks 0)

March 11, 2004 (Islanders 4 @ Sharks 5)

Jan. 17, 1996 (Sharks 2 @ Islanders 4)

Nov. 11, 2000 (Sharks 4 @ Islanders 0)

None

None

Jan. 2, 1999 (Sharks 4 @ Islanders 3 OT)

Jan. 29, 2000 (Islanders 3 @ Sharks 2 OT)

5, 2 times MR, March 11, 2004 (Islanders 4 @ Sharks 5)

8, Oct. 29, 1991 (Sharks 4 @ Islanders 8)

12, Oct. 29, 1991

(Sharks 4 @ Islanders 8)

None

Zigmund Palffy, Oct. 16, 1997

(Islanders 5 @ Sharks 2)

None

None

2005-06 ISLANDERS LEADERS**Goals****Assists****Points****Shots****GAA****Wins****Losses****Shutouts****Save %****2005-06 Record**

Miroslav Satan, 35

Mike York, 39

Miroslav Satan and Alexei Yashin (66)

Jason Blake, 304

Rick DiPietro, 3.02

Rick DiPietro, 30

Rick DiPietro, 24

Rick DiPietro, 1

Rick DiPietro, 900

36-40-6, 78 pts., 4th/Atlantic

Division, 12th/Eastern Conference

2006 PLAYOFFS

Did Not Qualify

NOTES

- No Sharks player has ever scored a hat trick against the Islanders.
- Entering 2004-05, the Islanders have started seven different goaltenders in the last 10 games vs. San Jose.
- Neither team has had a penalty shot opportunity in the series.

NEW YORK RANGERS

Madison Square Garden

14th Floor, Two Pennsylvania Plaza

New York, N.Y. 10121

Phone: 212-465-6486

Fax: 212-465-6494

G.M.: Glen Sather

Coach: Tom Renney

P.R.: John Rosasco, Sammy

Steinlight, Dave Martella

Press Box: 212-465-6761

PRACTICE FACILITY

711 Old Saw Mill River Road

Tarrytown, N.Y. 10591

AHL AFFILIATE

Hartford Wolf Pack



Jaromir Jagr

NHL

	W	L	O/T
SJ ALL-TIME Record	4	15	4

Sharks did not play Atlantic Division opponents during the 2005-06 Season

- Neither team has registered a hat trick in the series.
- The Sharks have never shutout the Rangers.
- Ex-Ranger Adam Graves got his first point of the season with the Sharks after a pre-game tribute from the Rangers on Oct. 22, 2001.
- Patrick Marleau scored on his first career penalty shot attempt in a 5-4 loss at San Jose on Nov. 11, 2002 against Dan Blackburn.

NOTES

Last Sharks Win	Oct. 22, 2001 (Sharks 5 @ Rangers 1)
Last Rangers Win	Dec. 16, 2002 (Sharks 1 @ Rangers 2 OT)
Last Tie	Nov. 18, 2003 (Rangers 2 @ Sharks 2 OT)
Last Sharks Shutout	None
Last Rangers Shutout	Feb. 22, 1993 (Rangers 4 @ Sharks 0)
Last Sharks Win At Home	Dec. 12, 2000 (Rangers 2 @ Sharks 3)
Last Rangers Win At Home	Dec. 16, 2002 (Sharks 1 @ Rangers 2 OT)
Last Sharks Win At Rangers	Oct. 22, 2001 (Sharks 5 @ Rangers 1)
Last Rangers Win At Sharks	Nov. 11, 2002 (Rangers 5 @ Sharks 4)
Last Sharks Overtime Win At Home	None
Last Rangers Overtime Win At Home	Dec. 16, 2002 (Sharks 1 @ Rangers 2 OT)
Last Sharks Overtime Win At Rangers	None
Last Rangers Overtime Win At Sharks	None
Most Goals By Sharks	5, Oct. 22, 2001 (Sharks 5 @ Rangers 1)
Most Goals By Rangers	8, 2 times, MR, Jan. 25, 1994 (Rangers 8 @ Sharks 3)
Most Goals By Both Teams	11, 2 times, MR, Jan. 10, 1996 (Sharks 4 @ Rangers 7)
Last Sharks Hat Trick	None
Last Rangers Hat Trick	None
Last Sharks Penalty Shot	Patrick Marleau (Successful — Dan Blackburn) Nov. 11, 2002 (Rangers 5 @ Sharks 4)
Last Rangers Penalty Shot	None

2005-06 RANGERS LEADERS

Goals	Jaromir Jagr, 54
Assists	Jaromir Jagr, 69
Points	Jaromir Jagr, 123
Shots	Jaromir Jagr, 368
GAA	Henrik Lundqvist, 2.24
Wins	Henrik Lundqvist, 30
Losses	Kevin Weekes, 14
Shutouts	Henrik Lundqvist, 2
Save %	Henrik Lundqvist, .922
2005-06 Record	44-26-12, 100 pts., 3rd/Atlantic Division, 6th/Eastern Conference

2006 PLAYOFFS

Eastern Conference Quarterfinals:	Lost to New Jersey, 0-4
-----------------------------------	-------------------------

OTTAWA SENATORS

Corel Centre

1000 Palladium Drive
Ottawa, Ontario K2V 1A5

Phone: 613-599-0250

Fax: 613-599-5562

G.M.: John Muckler

Coach: Bryan Murray

P.R.: Phil Legault, Steve Keogh,
Marlene Joubert

Press Box: 613-591-5436

PRACTICE FACILITY

Bell SensPlex
1565 Maple Grove Road
Ottawa, Ontario
K2V 1A3
Phone: 613-519-0363

AHL AFFILIATE

Binghamton Senators



Daniel Alfredsson

	W	L	O/T
SJ ALL-TIME Record	7	8	4

DATE	SITE	W	L	O/T	SJ	OPP
1/12/06	A	1	0	0	2	0
05-06 TOTALS		1	0	0	2	0

NOTES

- Eight different players for Ottawa scored in a 9-3 Sharks loss at Ottawa on Dec. 19, 2002.
- Ottawa's Marian Hossa scored on a penalty shot, the first ever penalty shot between the two teams, in the Sharks 4-1 loss at HP Pavilion on Oct. 18, 2003.
- Evgeni Nabokov recorded the 27th shutout of his career and his first of the 2005-06 season against the Ottawa, the highest scoring team in the NHL, on Jan. 12, 2006.

Last Sharks Win**Last Ottawa Win****Last Tie****Last Sharks Shutout****Last Ottawa Shutout****Last Sharks Win At Home****Last Ottawa Win At Home****Last Sharks Win At Ottawa****Last Ottawa Win At Sharks****Last Sharks Overtime Win At Home****Last Ottawa Overtime Win At Home****Last Sharks Overtime Win At Ottawa****Last Ottawa Overtime Win At Sharks****Most Goals By Sharks****Most Goals By Ottawa****Most Goals By Both Teams****Last Sharks Hat Trick****Last Ottawa Hat Trick****Last Sharks Penalty Shot****Last Ottawa Penalty Shot**

Jan. 12, 2006 (Sharks 2 @ Ottawa 0)

Oct. 18, 2003 (Ottawa 4 @ Sharks 1)

March 26, 1999 (Sharks 1 @ Ottawa 1 OT)

Jan. 12, 2006 (Sharks 2 @ Ottawa 0)

Oct. 10, 1997 (Ottawa 1 @ Sharks 0)

March 7, 2002 (Ottawa 2 @ Sharks 5)

Dec. 19, 2002 (Sharks 3 @ Ottawa 9)

Jan. 12, 2006 (Sharks 2 @ Ottawa 0)

Oct. 18, 2003 (Ottawa 4 @ Sharks 1)

March 2, 1993 (Ottawa 2 @ Sharks 3 OT)

None

None

None

5, March 7, 2002 (Ottawa 2 @ Sharks 5)

9, Dec. 19, 2002 (Sharks 3 @ Ottawa 9)

12, 2 times, MR, Dec. 19, 2002 (Sharks

3 @ Ottawa 9)

None

Daniel Alfredsson, March 1, 2001

(Sharks 4 @ Ottawa 8)

None

None

2005-06 SENATORS LEADERS**Goals****Assists****Points****Shots****GAA****Wins****Losses****Shutouts****Save %****2005-06 Record**

Dany Heatley, 50

Jason Spezza, 71

Dany Heatley and Daniel Alfredsson
(103)

Dany Heatley, 300

Dominik Hasek, 2.09

Dominik Hasek, 28

Ray Emery, 11

Dominik Hasek, 5

Dominik Hasek, .925

52-21-9, 113 pts., 1st/Northeast

Division, 1st/Eastern Conference

2006 PLAYOFFS**Eastern Conference Quarterfinals:**

Defeated Tampa Bay, 4-1

Eastern Conference Semifinals:

Lost to Buffalo, 1-4

PHILADELPHIA FLYERS

Wachovia Center

3601 S. Broad St.
Philadelphia, Pa. 19148

Phone: 215-465-4500

Fax: 215-389-9403

G.M.: Bob Clarke

Coach: Ken Hitchcock

P.R.: Zack Hill, Joe Klueg,
Jill Lipson, Kevin Kurz


Press Box: 215-336-3600 x 2115

PRACTICE FACILITY

Sovereign Bank
Flyers Skate Zone
601 Laurel Oak Road
Voorhees, N.J. 08043
Phone: 856-309-4444

AHL AFFILIATE

Philadelphia Phantoms



Simon Gagne

NHL

	W	L	O/T
SJ ALL-TIME Record	6	13	4

Sharks did not play Atlantic Division opponents during the 2005-06 Season

NOTES

- There has never been a penalty shot between the two teams.
- The Sharks have never scored a hat trick against Philadelphia.
- Evgeni Nabokov stopped 26 shots in a 0-0 tie on Oct. 16, 2003. The game was the seventh 0-0 tie in franchise history.

Last Sharks Win	Feb. 16, 2004 (Sharks 5 @ Philadelphia 2)
Last Philadelphia Win	Dec. 21, 2000 (Sharks 3 @ Philadelphia 4)
Last Tie	Oct. 16, 2003 (Philadelphia 0 @ Sharks 0 OT)
Last Sharks Shutout	Oct. 16, 2003 (Philadelphia 0 @ Sharks 0 OT)
Last Philadelphia Shutout	Oct. 16, 2003 (Philadelphia 0 @ Sharks 0 OT)
Last Sharks Win At Home	Dec. 30, 2003 (Philadelphia 1 @ Sharks 2)
Last Philadelphia Win At Home	Dec. 21, 2000 (Sharks 3 @ Philadelphia 4)
Last Sharks Win At Philadelphia	Feb. 16, 2004 (Sharks 5 @ Philadelphia 2)
Last Philadelphia Win At Sharks	Nov. 5, 1999 (Philadelphia 3 @ Sharks 1)
Last Sharks Overtime Win At Home	None
Last Philadelphia Overtime Win At Home	None
Last Sharks Overtime Win At Philadelphia	Feb. 3, 1994 (Sharks 3 @ Philadelphia 2 OT)
Last Philadelphia Overtime Win At Sharks	Oct. 13, 1997 (Philadelphia 3 @ Sharks 2 OT)
Most Goals By Sharks	5, 2 times, MR, Feb. 16, 2004 (Sharks 5 @ Philadelphia 2)
Most Goals By Philadelphia	8, March 17, 1996 (Sharks 2 @ Philadelphia 8)
Most Goals By Both Teams	10, 2 times, MR, March 17, 1996 (Sharks 2 @ Philadelphia 8)
Last Sharks Hat Trick	None
Last Philadelphia Hat Trick	John LeClair, March 17, 1996 (Sharks 2 @ Philadelphia 8)
Last Sharks Penalty Shot	None
Last Philadelphia Penalty Shot	None

2005-06 FLYERS LEADERS

Goals	Simon Gagne, 47
Assists	Peter Forsberg, 56
Points	Simon Gagne, 79
Shots	Simon Gagne, 334
GAA	Antero Niittymaki and Robert Esche, 2.97
Wins	Antero Niittymaki, 23
Losses	Antero Niittymaki, 15
Shutouts	Antero Niittymaki, 2
Save %	Robert Esche, .897
2005-06 Record	45-26-11, 101 pts., 2nd/Atlantic Division, 5th/Eastern Conference

2006 PLAYOFFS

Eastern Conference Quarterfinals:

Lost to Buffalo, 2-4

PHOENIX COYOTES

Glendale Arena

9400 W. Maryland Ave.

Glendale, Ariz. 85303

Phone: 623-772-3200**Fax:** 623-772-3878**G.M.:** Mike Barnett**Coach:** Wayne Gretzky**P.R.:** Richard Nairn, Rick

Braunstein, Kevin Crawley

Press Box: 623-772-3598**AHL AFFILIATE**

San Antonio Rampage

**Shane Doan**

	W	L	O/T
SJ ALL-TIME Record	31	33	11

DATE	SITE	W	L	O/T	SJ	OPP
11/19/05	H	0	0	1	3	4
12/22/05	A	0	1	0	1	2
12/28/05	H	0	1	0	4	5
1/28/06	A	0	1	0	2	6
2/12/06	A	1	0	0	5	4
3/30/06	H	0	1	0	2	5
4/1/06	H	0	0	1	3	4
4/10/06	A	1	0	0	3	2
05-06 TOTALS		2	4	1	23	32

NOTES

- Niko Dimitrakos posted the first multi-goal game of his NHL career in a 6-4 loss at Phoenix on March 8, 2003.
- Evgeni Nabokov and Vesa Toskala combined to shutout the Coyotes 5-0 on Nov. 21, 2003, at Phoenix in the final meeting between the teams in America West Arena.
- On March 26, 2004, Vesa Toskala recorded his first shutout of the season and the second shutout of his career.
- Jonathan Cheechoo recorded his 50th and 51st goals, becoming the first Shark to post 50 goals in a season. With an assist on Cheechoo's 51st goal, Patrick Marleau and Jonathan Cheechoo jointly broke Owen Nolan's franchise record for most points in a season (previously set at 84) in a 3-2 Sharks victory on April 10, 2006.

Last Sharks Win**Last Phoenix Win****Last Tie****Last Sharks Shutout****Last Phoenix Shutout****Last Sharks Win At Home****Last Phoenix Win At Home****Last Sharks Win At Phoenix****Last Phoenix Win At Sharks****Last Sharks Overtime Win At Home****Last Phoenix Overtime Win At Home****Last Sharks Overtime Win At Phoenix****Last Phoenix Overtime Win At Sharks****Most Goals By Sharks****Most Goals By Phoenix****Most Goals By Both Teams****Last Sharks Hat Trick****Last Phoenix Hat Trick****Last Sharks Penalty Shot****Last Phoenix Penalty Shot**

April 10, 2006 (Phoenix 2 @ Sharks 3)

April 1, 2006 (Phoenix 4 @ Sharks 3 OT)

Oct. 25, 2003 (Phoenix 4 @ Sharks 4 OT)

March 26, 2004 (Sharks 3 @ Phoenix 0)

Feb. 1, 2000 (Phoenix 1 @ Sharks 0 OT)

April 4, 2002 (Phoenix 2 @ Sharks 5)

Jan. 28, 2006 (Sharks 2 @ Phoenix 6)

April 10, 2006 (Phoenix 2 @ Sharks 3)

April 1, 2006 (Phoenix 4 @ Sharks 3 OT)

March 28, 1995 (Winnipeg 5 @ Sharks 6 OT)

Jan. 23, 2000 (Sharks 2 @ Phoenix 3 OT)

Feb. 12, 2006 (Sharks 5 @ Phoenix 4 OT)

April 1, 2006 (Phoenix 4 @ Sharks 3 OT)

9, March 29, 1994 (Winnipeg 4 @ Sharks 9)

9, April 1, 1993 (Winnipeg 9 @ Sharks 5)

14, April 1, 1993 (Winnipeg 9 @ Sharks 5)

Jeff Friesen, March 20, 1996

(Sharks 7 @ Winnipeg 1)

Steven Reinprecht, April 1, 2006

(Phoenix 4 @ Sharks 3 OT)

Sergei Makarov (Successful — Tim Chevedale), March 29, 1994

(Winnipeg 4 @ Sharks 9)

None

2005-06 COYOTES LEADERS

Goals	Shane Doan & Mike Comrie, 30 each
Assists	Ladislav Nagy, 41
Points	Shane Doan, 66
Shots	Shane Doan, 254
GAA	Curtis Joseph, 2.91
Wins	Curtis Joseph, 32
Losses	Curtis Joseph, 21
Shutouts	Curtis Joseph, 4
Save %	Curtis Joseph, .902
2005-06 Record	38-39-5, 81 pts., 5th/Pacific Division, 12th/Western Conference

2006 PLAYOFFS

Did Not Qualify

PITTSBURGH PENGUINS

Mellon Arena

66 Mario Lemieux Place

Pittsburgh, Pa. 15219

Phone: 412-642-1300

Fax: 412-642-1322

G.M.: Ray Shero

Coach: Michel Therrien


P.R.: Tom McMillan, Todd Lepovsky,

Keith Wehner, Joe Sager

Press Box: 412-642-1810

AHL AFFILIATE

Wilkes-Barre/
Scranton Penguins



Sidney Crosby

NHL

	W	L	O/T
SJ ALL-TIME Record	9	10	3

Sharks did not play Atlantic Division opponents during the 2005-06 Season

NOTES

- Mario Lemieux has five multi-goal games against the Sharks, but has never scored a hat trick.
- The Sharks netted a franchise-record 10 goals (tied on March 30, 2002 vs. Columbus) in a 10-8 win on Jan. 13, 1996 at Pittsburgh.
- Evgeni Nabokov had 38 saves as San Jose shutout Pittsburgh 5-0 on Nov. 29, 2001 for the first time in series history.
- On Feb. 27, 2004, Vincent Damphousse played in his 229th consecutive game, breaking the franchise record (228) previously held by Mike Ricci.

Last Sharks Win

Dec. 27, 2003 (Pittsburgh 2 @ Sharks 4)

Last Pittsburgh Win

Nov. 23, 2002 (Sharks 1 @ Pittsburgh 4)

Last Tie

Oct. 30, 1999 (Pittsburgh 1 @ Sharks 1 OT)

Last Sharks Shutout

Nov. 29, 2001 (Pittsburgh 0 @ Sharks 5)

Last Pittsburgh Shutout

Dec. 13, 1996 (Pittsburgh 4 @ Sharks 0)

Last Sharks Win At Home

Dec. 27, 2003 (Pittsburgh 2 @ Sharks 4)

Last Pittsburgh Win At Home

Nov. 23, 2002 (Sharks 1 @ Pittsburgh 4)

Last Sharks Win At Pittsburgh

Jan. 30, 2002 (Sharks 6 @ Pittsburgh 3)

Last Pittsburgh Win At Sharks

Oct. 22, 1997 (Pittsburgh 5 @ Sharks 2)

Last Sharks Overtime Win At Home

None

Last Pittsburgh Overtime Win At Home

None

Last Sharks Overtime Win At Pittsburgh

None

Last Pittsburgh Overtime Win At Sharks

None

Most Goals By Sharks

10, Jan. 13, 1996 (Sharks 10 @ Pittsburgh 8)

Most Goals By Pittsburgh

10, Dec. 17, 1991 (Sharks 2 @ Pittsburgh 10)

Most Goals By Both Teams

18, Jan. 13, 1996 (Sharks 10 @ Pittsburgh 8)

Last Sharks Hat Trick

Ray Sheppard, Jan. 13, 1996 (Sharks 10 @ Pittsburgh 8)

Last Pittsburgh Hat Trick

Ron Francis, Nov. 10, 1995 (Pittsburgh 9 @ Sharks 1)

Last Sharks Penalty Shot

None

Last Pittsburgh Penalty Shot

Martin Straka (Unsuccessful — Evgeni Nabokov), Nov. 1, 2000 (Pittsburgh 2 @ Sharks 3)

2005-06 PENGUINS LEADERS

Goals	Sidney Crosby, 39
Assists	Sidney Crosby, 63
Points	Sidney Crosby, 102
Shots	Sidney Crosby, 278
GAA	Marc-Andre Fleury, 3.25
Wins	Marc-Andre Fleury, 13
Losses	Marc-Andre Fleury, 27
Shutouts	Marc-Andre Fleury and S. Caron (1)
Save %	Marc-Andre Fleury, .898
2005-06 Record	22-46-14, 58 pts., 5th/Atlantic Division, 15th/Eastern Conference

2006 PLAYOFFS

Did Not Qualify

ST. LOUIS BLUES

Scotttrade Center

1401 Clark Ave.

St. Louis, Mo. 63103

Phone: 314-622-2500**Fax:** 314-622-2533**President of Hockey Operations/****Alternate Governor:** John Davidson**G.M.:** Larry Pleau**Coach:** Mike Kitchen**P.R.:** Mike Caruso, Scott Bonanni,

Rich Jankowski

Press Box: 314-589-5300**PRACTICE FACILITY**

St. Louis Mills Ice Zone

5555 St. Louis Mills Road

Hazelwood, Mo. 63042

Phone: 314-227-5288**AHL AFFILIATE**

Peoria Rivermen

**Doug Weight**

	W	L	O/T
SJ ALL-TIME Record	16	35	5

DATE	SITE	W	L	O/T	SJ	OPP
10/8/05	A	1	0	0	7	6
12/23/05	H	0	0	1	1	2
3/16/06	H	1	0	0	5	2
3/21/06	A	1	0	0	6	0
05-06 TOTALS		3	0	1	19	10

NOTES

- On Nov. 4, 1995, San Jose scored five goals in 13 minutes and 13 seconds setting a franchise record for fastest five goals scored in a game.
- On Jan. 11, 2000, Stephane Matteau scored eight seconds into the first period setting a franchise record for scoring the earliest goal from the start of a Sharks game.
- Miroslav Zalesak registered his first NHL goal on his first NHL shot in San Jose on March 11, 2003.
- On Feb. 29, 2004, Evgeni Nabokov recorded his eighth shutout of the season, setting a new single-season career and franchise record, and his NHL-milestone 25th career shutout.

Last Sharks Win

March 21, 2006 (Sharks 6 @ St. Louis 0)

Last St. Louis Win

Dec. 23, 2005 (St. Louis 2 @ Sharks 1 SO)

Last Tie

Nov. 20, 1999 (Sharks 1 @ St. Louis 1 OT)

Last Sharks Shutout

Feb. 29, 2004 (St. Louis 0 @ Sharks 1)

Last St. Louis Shutout

March 13, 2002 (Blues 2 @ Sharks 0)

Last Sharks Win At Home

March 16, 2006 (St. Louis 2 @ Sharks 5)

Last St. Louis Win At Home

Dec. 18, 2003 (Sharks 2 @ St. Louis 4)

Last Sharks Win At St. Louis

March 21, 2006 (Sharks 6 @ St. Louis 0)

Last St. Louis Win At Sharks

Dec. 23, 2005 (St. Louis 2 @ Sharks 1 SO)

Last Sharks Overtime Win At Home

None

Last St. Louis Overtime Win At Home

Dec. 30, 1999 (Sharks 1 @ St. Louis 2 OT)

Last Sharks Overtime Win At St. Louis

Jan. 27, 2001 (Sharks 4 @ St. Louis 3 OT)

Last St. Louis Overtime Win At Sharks

Nov. 13, 2003 (St. Louis 4 @ Sharks 3 OT)

Most Goals By Sharks

7, 2 times, MR, Oct. 8, 2005 (Sharks 7 @ St. Louis 6)

Most Goals By St. Louis

7, Feb. 26, 2001 (Sharks 2 @ St. Louis 7)

Most Goals By Both Teams

13, Oct. 8, 2005 (Sharks 7 @ St. Louis 6)

Last Sharks Hat Trick

None

Last St. Louis Hat Trick

Brett Hull, March 15, 1996 (St. Louis 4 @ Sharks 2)

Last Sharks Penalty Shot

Patrick Marleau (Successful — Patrick Lalime), Oct. 8, 2005 (Sharks 7 @ St. Louis 6)

Last St. Louis Penalty Shot

Sergei Varlamov (Successful — Evgeni Nabokov), Jan. 8, 2002 (Blues 6 @ Sharks 2)

2005-06 BLUES LEADERS**Goals**

Scott Young, 18

Assists

Scott Young & Petr Cajanek, 31 each

Points

Scott Young, 49

Shots

Scott Young, 284

GAA

Curtis Sanford, 2.66

Wins

Curtis Sanford, 13

Losses

Patrick Lalime, 18

Shutouts

Curtis Sanford, 3

Save %

Curtis Sanford, .908

2005-06 Record

21-46-15, 57 pts., 5th/Central Division, 15th/Western Conference

2006 PLAYOFFS

Did Not Qualify

TAMPA BAY LIGHTNING

St. Pete Times Forum

401 Channelside Drive

Tampa, Fla. 33602

Phone: 813-301-6500**Fax:** 813-301-1487**G.M.:** Jay Feaster**Coach:** John Tortorella**P.R.:** Bill Wickett, Jay Preble,
Brian Breseman**Press Box:** 813-301-6873, 6874**PRACTICE FACILITY**

Ice Sports Forum

10222 Elizabeth Place

Brandon, Fla. 33619

Phone: 813-684-7825**Fax:** 813-655-0642**Brad Richards**

NHL

	W	L	O/T
SJ ALL-TIME Record	8	12	3

DATE	SITE	W	L	O/T	SJ	OPP
1/16/06	H	1	0	1	3	1
05-06 TOTALS		1	0	0	3	1

NOTES

- Dave Andreychuk scored the 250th power play goal of his career in a 4-2 victory over San Jose on Nov 15, 2002. The goal set an NHL record, surpassing Phil Esposito.
- Martin St. Louis was awarded the first penalty shot between the two teams, which was unsuccessful, against Evgeni Nabokov in a 4-1 loss in San Jose on March 24, 2003.
- The Sharks tied the Lightning 2-2 on Oct. 30, 2003, preventing Tampa Bay from becoming just the ninth team in NHL history to start the season with seven consecutive wins.

Last Sharks Win

Jan. 16, 2006 (Tampa Bay 1 @ Sharks 3)

Last Tampa Bay Win

March 24, 2003 (Tampa Bay 2 @ Sharks 1)

Last Tie

Oct. 30, 2003 (Sharks 2 @ Tampa Bay 2 OT)

Last Sharks Shutout

Feb. 8, 2000 (Sharks 8 @ Tampa Bay 0)

Last Tampa Bay Shutout

None

Last Sharks Win At Home

Jan. 16, 2006 (Tampa Bay 1 @ Sharks 3)

Last Tampa Bay Win At Home

Nov. 15, 2002 (Sharks 2 @ Tampa Bay 4)

Last Sharks Win At Tampa Bay

Feb. 8, 2000 (Sharks 8 @ Tampa Bay 0)

Last Tampa Bay Win At Sharks

March 24, 2003 (Tampa Bay 2 @ Sharks 1)

Last Sharks Overtime Win At Home

None

Last Tampa Bay Overtime Win At Home

March 6, 2001 (Sharks 1 @ Tampa Bay 2 OT)

Last Sharks Overtime Win At Tampa Bay

None

Last Tampa Bay Overtime Win At Sharks

Dec. 16, 1992 (Tampa Bay 5 @ Sharks 4 OT)

Most Goals By Sharks

8, Feb. 8, 2000 (Sharks 8 @ Tampa Bay 0)

Most Goals By Tampa Bay

7, March 1, 1996 (Tampa Bay 7 @ Sharks 3)

Most Goals By Both Teams

10, March 1, 1996

Last Sharks Hat Trick

(Tampa Bay 7 @ Sharks 3)

Last Tampa Bay Hat Trick

None

Last Sharks Penalty Shot

Brian Bellows, Jason Weimer, March 1, 1996 (Tampa Bay 7 @ Sharks 3)

Last Tampa Bay Penalty Shot

None

Martin St. Louis (Unsuccessful — Evgeni Nabokov) March 24, 2003 (Tampa Bay 4 @ Sharks 1)

2005-06 LIGHTNING LEADERS

Goals	Vincent Lecavalier, 35
Assists	Brad Richards, 68
Points	Brad Richards, 91
Shots	Vincent Lecavalier, 309
GAA	Sean Burke, 2.80
Wins	John Grahame, 29
Losses	John Grahame, 22
Shutouts	John Grahame, 5
Save %	Sean Burke, .895
2005-06 Record	43-33-6, 92 pts., 2nd/Southeast Division, 8th/Eastern Conference

2006 PLAYOFFS

Eastern Conference Quarterfinals:

Lost to Ottawa, 1-4

TORONTO MAPLE LEAFS

Air Canada Centre

40 Bay Street, Suite 400
Toronto, Ontario M5J 2X2

Phone: 416-815-5700

Fax: 416-359-9331

G.M.: John Ferguson Jr.

Coach: Paul Maurice

P.R.: Pat Park, James Lamont,
Craig Downey

Press Box: 416-815-5702

PRACTICE FACILITY

Lake Shore Lions Arena
300 Birmingham Street
Etobicoke, Ontario M8V 2E6
Phone: 416-251-5219

AHL AFFILIATE

Toronto Marlies



Mats Sundin

	W	L	O/T
SJ ALL-TIME Record	10	19	5

DATE	SITE	W	L	O/T	SJ	OPP
12/3/05	A	1	0	0	5	4
05-06	TOTALS	1	0	0	5	4

NOTES

- The Sharks and Maple Leafs played to a 0-0 tie on Nov. 4, 1997 in San Jose, the last shutout by either team in the series.
- Ex-Sharks Goaltender Ed Belfour has played in 13 of his last 15 games against San Jose with Toronto and Dallas and is 5-5-3 in that span.
- Marco Sturm tied a franchise record for most shots on goal in a single period, with six in the second period, on Nov. 18, 2003 at HP Pavilion in a 2-2 tie.
- The Maple Leafs visited San Jose on Nov. 18, 2003 for the first time since March 9, 1998.

Last Sharks Win**Last Toronto Win****Last Tie****Last Sharks Shutout****Last Toronto Shutout****Last Sharks Win At Home****Last Toronto Win At Home****Last Sharks Win At Toronto****Last Toronto Win At Sharks****Last Sharks Overtime Win At Home****Last Toronto Overtime Win At Home****Last Sharks Overtime Win At Toronto****Last Toronto Overtime Win At Sharks****Most Goals By Sharks****Most Goals By Toronto****Most Goals By Both Teams****Last Sharks Hat Trick****Last Toronto Hat Trick****Last Sharks Penalty Shot****Last Toronto Penalty Shot**

Dec. 3, 2005 (Sharks 5 @ Toronto 4)

Jan. 29, 2002 (Sharks 3 @ Toronto 4)

Nov. 15, 2003 (Toronto 2 @ Sharks 2

OT)

Nov. 4, 1997 (Toronto 0 @ Sharks 0

OT)

Nov. 4, 1997 (Toronto 0 @ Sharks 0

OT)

March 9, 1998 (Toronto 2 @ Sharks 3)

Jan. 29, 2002 (Sharks 3 @ Toronto 4)

Dec. 3, 2005 (Sharks 5 @ Toronto 4)

March 26, 1997 (Toronto 2 @ Sharks 1)

None

None

None

None

8, March 24, 1999 (Sharks 8 @

Toronto 5)

7, 2 times, MR, Oct. 17, 1995 (Sharks

2 @ Toronto 7)

13, March 24, 1999 (Sharks 8 @

Toronto 5)

None

None

None

Mats Sundin (Successful — Arturs

Irbes), March 15, 1995 (Toronto 2 @

Sharks 1)

2005-06 MAPLE LEAFS LEADERS**Goals****Assists****Points****Shots****GAA****Wins****Losses****Shutouts****Save %****2005-06 Record**

Mats Sundin, 31

Tomas Kaberle, 58

Mats Sundin, 78

Mats Sundin, 220

Mikael Tellqvist, 3.13

Ed Belfour, 22

Ed Belfour, 22

Mikael Tellqvist, 2

Mikael Tellqvist, 895

41-33-8, 103 pts., 4th/Northeast

Division, 9th/Eastern

Conference

2006 PLAYOFFS

Did Not Qualify

VANCOUVER CANUCKS

General Motors Place

800 Griffiths Way
Vancouver, British Columbia
V6B 6G1

Phone: 604-899-4600

Fax: 604-899-4640

G.M.: Dave Nonis

Coach: Alain Vigneault

P.R.: T.C. Carling, Ben Brow,
Stephanie Maniago

Press Box: 604-899-4993


PRACTICE FACILITY

Ice Sports Burnaby 8-Rinks
6501 Sprott St.
Burnaby, British Columbia
V3N 4Z4

Phone: 604-291-0626

AHL AFFILIATE

Manitoba Moose



Markus Naslund

	W	L	O/T
SJ ALL-TIME Record	25	35	10

DATE	SITE	W	L	T	SJ	OPP
11/16/05	H	0	1	0	1	3
11/24/05	A	0	1	0	2	3
4/12/06	A	1	0	0	5	4
4/13/06	H	1	0	0	5	3
05-06 TOTALS		2	2	0	13	13

NOTES

- The Sharks swept the season series 4-0 in 2001-02, the first time that has happened.
- San Jose scored three goals in 36 seconds, setting a franchise record, in a 5-1 win on Nov. 3, 2001.
- Evgeni Nabokov scored an unassisted power play goal in a 7-4 victory on March 10, 2002 at Vancouver.
- Markus Naslund recorded Vancouver's first hat trick against the Sharks on Oct. 21, 2002 in their 5-2 win at San Jose.
- Joe Thornton tallied a franchise record-tying four assists to overcome an early two-goal deficit as the Sharks earned a 5-4 OT victory and clinched a birth in the 2005-06 postseason on April 12, 2006.

Last Sharks Win

April 13, 2006 (Vancouver 3 @ Sharks 5)

Last Vancouver Win

Nov. 24, 2005 (Sharks 2 @ Vancouver 3)

Last Tie

Feb. 8, 2001 (Sharks 0 @ Vancouver 0 OT)

Last Sharks Shutout

Jan. 11, 2003 (Vancouver 0 @ Sharks 3)

Last Vancouver Shutout

Feb. 8, 2001 (Sharks 0 @ Vancouver 0 OT)

Last Sharks Win At Home

April 13, 2006 (Vancouver 3 @ Sharks 5)

Last Vancouver Win At Home

Nov. 24, 2005 (Sharks 2 @ Vancouver 3)

Last Sharks Win At Vancouver

April 12, 2006 (Sharks 5 @ Vancouver 4 OT)

Last Vancouver Win At Sharks

Nov. 16, 2005 (Vancouver 3 @ Sharks 1)

Last Sharks Overtime Win At Home

None

Last Vancouver Overtime Win At Home

Feb. 26, 2004 (Sharks 2 @ Vancouver 3 OT)

Last Sharks Overtime Win At Vancouver

April 12, 2006 (Sharks 5 @ Vancouver 4 OT)

**Last Vancouver Overtime Win At Sharks
Most Goals By Sharks**

None

Most Goals By Vancouver

7, 4 times, MR, March 10, 2002 (Sharks 7 @ Vancouver 4)

Most Goals By Both Teams

8, 2 times, MR, Dec. 18, 1992 (Sharks 1 @ Vancouver 8)

Last Sharks Hat Trick

13, Oct. 14, 1995 (Vancouver 7 @ Sharks 6)

Last Vancouver Hat Trick

Vincent Damphousse, April 3, 1999 (Vancouver 2 @ Sharks 5)

Last Sharks Penalty Shot

Markus Naslund, Oct. 21, 2002 (Vancouver 5 @ Sharks 2)

Last Vancouver Penalty Shot

Owen Nolan (Unsuccessful — Garth Snow), Dec. 26, 1998, (Vancouver 0 @ Sharks 2)

Pavel Bure (Successful — Mike Vernon), Nov. 12, 1997, Vancouver 5 @ Sharks 2

2005-06 CANUCKS LEADERS

Goals
Assists
Points
Shots
GAA
Wins
Losses
Shutouts
Save %
2005-06 Record

Anson Carter, 33
Henrik Sedin, 57
Markus Naslund, 79
Markus Naslund, 264
Alex Auld, 2.94
Alex Auld, 33
Alex Auld, 26
None
Alex Auld, .902
42-32-8, 92 pts.,
4th/Northwest Division,
9th/Western Conference

2006 PLAYOFFS

Did Not Qualify

WASHINGTON CAPITALS

Verizon Center

601 F St., NW
Washington, D.C. 20004

Phone: 202-266-2200

Fax: 202-266-2360

G.M.: George McPhee

Coach: Glen Hanlon

P.R.: Kurt Kehl, Nate Ewell,
Corey Masse, Carolyn Weaver

Press Box: 202-628-3200 x7600

**New Offices as of
November 2006**

627 N. Glebe Road
Arlington, VA 22203
Phone: 202-266-2000

AHL AFFILIATE

Hershey Bears



Alexander Ovechkin

	W	L	O/T
SJ ALL-TIME Record	14	8	1

DATE	SITE	W	L	O/T	SJ	OPP
12/16/05	H	1	0	0	4	1
05-06 TOTALS		1	0	0	4	1

NOTES

- Todd Harvey scored San Jose's 2,000th goal in a 5-3 victory in Washington on Dec. 18, 2000. He also had a hat trick in the same game.
- Mike Rathje scored his 100th NHL point (assist) on March 15, 2002 in a 5-4 victory against the Capitals.
- Alyn McCauley recorded his 100th NHL point with a goal and Jonathan Cheechoo and Patrick Marleau also scored in a 3-2 win in Washington on Nov. 8, 2003.

Last Sharks Win

Dec. 16, 2005 (Washington 1 @ Sharks 4)

Last Washington Win

Feb. 20, 1999 (Sharks 1 @ Washington 3)

Last Tie

Dec. 10, 1997 (Washington 3 @ Sharks 3 OT)

Last Sharks Shutout

Dec. 14, 2002 (Washington 0 @ Sharks 2)

Last Washington Shutout

None

Last Sharks Win At Home

Dec. 16, 2005 (Washington 1 @ Sharks 4)

Last Washington Win At Home

Feb. 20, 1999 (Sharks 1 @ Washington 3)

Last Sharks Win At Washington

Nov. 8, 2003 (Sharks 3 @ Washington 2)

Last Washington Win At Sharks

Oct. 30, 1993 (Washington 4 @ Sharks 2)

Last Sharks Overtime Win At Home

None

Last Washington Overtime Win At Home

None

Last Sharks Overtime Win At Washington

None

Last Washington Overtime Win At Sharks

None

Most Goals By Sharks

5, 5 times, MR, March 15, 2002 (Washington 4 @ Sharks 5)

Most Goals By Washington

6, Feb. 9, 1992 (Sharks 2 @ Washington 6)

Most Goals By Both Teams

9, March 15, 2002 (Washington 4 @ Sharks 5)

Last Sharks Hat Trick

Todd Harvey, Dec. 18, 2000 (Sharks 5 @ Washington 3)

Last Washington Hat Trick

John Druce, Feb. 9, 1992 (Sharks 2 @ Washington 6)

Last Sharks Penalty Shot

Jeff Friesen (Successful — Jim Carey), Dec. 2, 1995 (Washington 3 @ Sharks 5)

Last Washington Penalty Shot

None

2005-06 CAPITALS LEADERS**Goals**

Alexander Ovechkin, 52

Assists

Alexander Ovechkin, 54

Points

Alexander Ovechkin, 106

Shots

Alexander Ovechkin, 425

GAA

Brent Johnson, 3.44

Wins

Olaf Kolzig, 20

Losses

Olaf Kolzig, 28

Shutouts

Brent Johnson, 1

Save %

Brent Johnson, .905

2005-06 Record

29-41-12, 70 pts., 5th/Southeast Division, 14th/Eastern Conference

2006 PLAYOFFS

Did Not Qualify



GENERAL

FAN DEVELOPMENT

Since arriving in the Bay Area in 1990, the San Jose Sharks have taken a vested interest in their community. Their mission states: "The San Jose Sharks Fan Development Department is committed to providing high quality, Sharks-specific hockey experiences for all ages and abilities in an effort to cultivate nurture and create new hockey fans. Working in conjunction with SVS&E Business Operations and the Hockey Department, the programming platform will incorporate hands-on instruction, interactive experiences and leverage mascot, player, coaching and executive integration. Through our efforts, we will deliver a professional message in a fun and safe environment in order to positively impact the long-term, well-being of our franchise." Grass roots hockey programs, a mascot program, educational hockey classes and a fan club were only a few of the organization's first innovations. Among its current programs are:

HOCKEY SCHOOLS

San Jose Sharks Summer Hockey Schools

Every year, the San Jose Sharks conduct the Sharks Summer Hockey Schools at Logitech Ice at San Jose. These camps include both an adult and a youth hockey series. An elite staff of professional instructors from the Sharks organization brings considerable expertise to hundreds of hockey players.

CLINICS

Adult/Youth Hockey Clinics

During the season, the San Jose Sharks play host to clinics for adult and youth hockey players. Professional instruction on skills such as skating and passing is provided to clinic participants.

"Shark For A Day" Fantasy Camp

Adults wanting to experience the life of a National Hockey League player have participated in the annual "Shark For A Day" Fantasy Camp. Players get to participate in a typical game day for an NHL player — not to mention receiving a personalized authentic Sharks sweater, hockey gear, playing with Sharks alumni in a regulation game at HP Pavilion at San Jose and watching a Sharks game from the Penthouse Terrace. Net proceeds from "Shark For a Day" benefit The Sharks Foundation.



SCHOLARSHIP PROGRAM

Bay Area All-Star Scholarship Team (B.A.A.S.S.T.)

The Bay Area All-Star Scholarship Team Program was formed in 1996 and is a partnership established between the San Jose Sharks, Golden State Warriors, Oakland A's, Oakland Raiders, San Francisco 49ers and San Francisco Giants. Each participating team has contributed to the scholarship program in a collective effort to assist Bay Area high school students in achieving the goal of higher education. Bay Area All-Star Scholarships are awarded each year to six college-bound seniors currently attending a Bay Area public high school. Each recipient receives a \$3,000 scholarship.

FAN PROGRAMS

San Jose Sharks FINatual Kids Club

The San Jose Sharks FINatual Kids Club is a club designed for Sharks fans 16-and-under. The membership fee includes numerous exclusive member benefits. FINatual Kids Club co-captains are mascot S.J. Sharkie and forward Jonathan Cheechoo.


Sony PlayStation Future Sharks

Local youth hockey teams can display their skills during the second intermission of select Sharks home games. Teams have the option of playing in a two-minute game or in a 5-on-5 shootout.



Sharks & Parks, an NHL Street Program

Sharks & Parks is a street hockey program designed to introduce hockey to youth in a fun and safe environment. Started in 1991, Sharks & Parks has introduced hockey to thousands of kids by donating street hockey equipment and instructional material to schools and community centers throughout Northern California. Sharks defenseman Scott Hannan is in his fourth year as captain of Sharks & Parks.



Positive Coaching Alliance (PCA)

PCA's goal is to create a positive, character-building experience in which using sports to teach life lessons and honoring the game takes precedent over the "win-at-all-costs" mentality. A by-product of this goal is to transform youth sports so sports can transform youth. Executive Vice President and General Manager Doug Wilson is a member of their prestigious National Advisory Board. Sharks Assistant Coaches Tim Hunter and Rob Zettler have become certified PCA trainers, making the pair the first current professional coaches to become certified to deliver workshops for PCA.

HP Pavilion at San Jose Entertainment Tours

Tours of HP Pavilion at San Jose include an insider's view of the visiting team's locker room, Penthouse and Club Levels and more. Tours are available for a minimal fee and are offered Monday through Friday during the year. For more information, or to schedule a tour, call 408-977-4730.

THE SHARKS FOUNDATION

The Sharks Foundation was created in 1994 in an effort to increase organizational impact on the community. Its mission would prove to be the framework from which it grew: "The Sharks Foundation is dedicated to meeting the social, cultural and educational needs of our community by offering unique resources and financial assistance to support organizations that enhance the lives of local youth." The Sharks Foundation evolved and quickly expanded beyond its original charter, and in 14 years will have donated more than \$3.6 million to more than 75 local beneficiaries. During the 2005-06 season alone, its contribution to youth in the community totaled more than \$170,000 in monetary grants. In addition to its original grant program, The Sharks Foundation manages educational programs, hosts major fundraisers, executes pledge programs and implements community outreach events. With the help of Sharks players, coaches and staff, The Sharks Foundation invests in the community with the hope of enhancing the lives of our youth.

GRANT PROGRAM

The Sharks Foundation provides financial assistance to 501(c)(3) organizations in Santa Clara County whose focus is geared toward youth programming and services. Through the grant program, beneficiaries are selected to receive grants ranging from \$2,500 to \$25,000.

2005-06 BENEFICIARIES

California Highway Patrol 11-99 Foundation	Santa Clara Family Health Foundation
Greater San Jose After School All-Stars	Silicon Valley Children's Fund
Loaves & Fishes Family Kitchen	Silicon Valley Conference for Community Justice
MayView Community Health Center	Teach For America Bay Area
Next Door Solutions to Domestic Violence	The Role Model Program
San Jose Downtown Foundation	
Santa Clara County Office of Education/Head Start Program	

FUNDRAISING PROGRAMS

Applied Materials Sharks Foundation Golf Classic

The Applied Materials Sharks Foundation Golf Classic is The Sharks Foundation's largest fundraiser. Sharks players and coaches are paired up with participants for an exciting day of golf at San Jose's Cinnabar Hills Golf Club. The day includes a continental breakfast, participant gifts, a day on the course with the Sharks, raffle prizes, unique silent and live auction items, dinner in the clubhouse and an awards ceremony.

Mystery Puck Sales/Silent Auctions

During the season, The Sharks Foundation holds Mystery Puck Fundraisers before select home games where fans can purchase special-themed pucks signed by Sharks players. In addition, fans can bid on signed and game-used memorabilia throughout the season at Silent Auctions.

PLEDGE PROGRAMS

G.O.A.L.S. (Granting Youth Opportunities to Advance Learn and Succeed)

Sharks corporate partners participating in the G.O.A.L.S. program have pledged \$20 to The Sharks Foundation for each Sharks goal scored during the upcoming season. In 2005-06, G.O.A.L.S. partners donated \$80,000 to The Sharks Foundation based on team performance.

Seagate Technology "Sharks Player of the Month" and "Sharks Player of the Year"

The Seagate Technology "Sharks Player of the Month" program is entering its 10th year and honors the Sharks player who has contributed the most to the team's success that month. Seagate Technology donates \$2,500 to The Sharks Foundation on behalf of each "Sharks Player of the Month" and donates \$5,000 to The Sharks Foundation on behalf of the player honored as "Sharks Player of the Year." Seagate Technology has provided more than \$220,000 to The Sharks Foundation since the 1996-97 season.

"Seagate has made social responsibility one of the values that forms the foundation of our business and we take pride in the thousands of Seagate employees who convert our social responsibility beliefs into action," said Bill Watkins, president and CEO, Seagate Technology. "As a long-time partner of the team, we are proud to continue our support as they continue to offer timely and meaningful solutions for those in need."

COMMUNITY OUTREACH EVENTS

Holiday Adoption Party

San Jose Sharks players, coaches and staff share the holiday season with local families as hosts of The Sharks Foundation's Holiday Adoption Party. Festivities include an ice skating party at HP Pavilion at San Jose, arts and crafts, dinner donated by Outback Steakhouse, dessert and service donated by ARAMARK, the Sharks slapshot booth, photos with "S.J. Sharkie Claus" and more. Each child receives clothing and toys from their adoptive player, coach or staff member.

Charity Drives

Throughout the season, The Sharks Foundation, in partnership with various groups, holds drives for items in need. This year's drives include books for local elementary school libraries as part of the Fremont Bank "Reading Is Cool" program, canned food for the Second Harvest Food Bank Holiday Food Drive and toys for the U.S. Marine Corps Reserve's Toys for Tots.

COMMUNITY OUTREACH PROGRAMS

Fremont Bank "Reading Is Cool"

The Sharks Foundation has partnered with the Fremont Bank Foundation and FSN Bay Area to present a far-reaching literacy program directed at all public K-6 grade classrooms in Santa Clara County, Newark, Fremont and Union City in order to promote the value of reading. During the 2006-07 season, Fremont Bank "Reading Is Cool" will reach approximately 15,000 kids in more than 700 classrooms.

For more information on the Fan Development programs and The Sharks Foundation, CRASH THE NET at sjsharks.com

HOW THE SHARKS FOUNDATION IMPACTS ON SILICON VALLEY

"The Sharks Foundation and the Good Tidings Foundation both set out 12 years ago to improve the lives of youth in the area. The Sharks Foundation has been the South Bay leader in this mission. Their players, coaches and staff are truly passionate about helping deserving youth. I am honored to call them a community partner."

— Larry Harper, Founder, Good Tidings Foundation

"Partnering with the San Jose Sharks and using their sports celebrity status to empower children to read is a real privilege and honor. We look forward to making an exciting and powerful difference in reading for children."

— Hattie Hughes, President, Fremont Bank Foundation





GENERAL

S.J. SHARKIE

S.J. Sharkie enters his 16th season as the Sharks beloved mascot.

A consistent and familiar presence at every Sharks home game, Sharkie has the enviable task of entertaining a sold-out crowd at "The Tank" night in and night out, performing a variety of exciting death-defying and unique stunts and acts. Sharkie's nightly performances range from rappelling from HP Pavilion at San Jose's rafters to speeding across the ice on his four-wheel all-terrain vehicle.

Since his NHL debut in January 1992, Sharkie has become one of the most recognized mascots in the universe. He's a highly respected figure both inside and outside of HP Pavilion and throughout the hockey community.

In addition to Sharks home games, this lovable mascot makes more than 350 outside appearances each year (400-plus during 2005-06) and makes waves at any event, ranging from birthday parties to flower deliveries. He has even escorted a high school student to her senior prom and acted as the ring bearer at a wedding ceremony. Aptly coined as "the hardest working fish in sports," Sharkie has been selected to the NHL All-Star Game an amazing 10 times and assisted in dropping the ceremonial first puck at the 1997 NHL All-Star Game in San Jose.

Besides his countless appearances, Sharkie is involved with numerous charities. Sharkie also spends countless hours on behalf of The Sharks Foundation by lending a "fin" to their fund raisers, meetings and projects throughout the year.

Sharkie's popularity has "spawned" his very own merchandise line and web site (sjsharkie.com), the first ever devoted solely to a professional mascot.

When not performing in front of sold out crowds or charity events, Sharkie enjoys watching his favorite films including, "Finding Nemo," "Slap Shot" and the entire "Jaws" series. Sharkie also enjoys listening to his favorite songs, which include "Fins" and "Bad to the 'Fish' Bone."

For more information, appearance descriptions and in-game events, please visit sjsharkie.com

HP PAVILION AT SAN JOSE

GENERAL

HP Pavilion at San Jose is a showcase of beauty and technology that has become the cornerstone of a revitalized downtown cityscape. With an ever-increasing presence, the building continues to create excitement and civic pride for San Jose and for over a decade, the venue has overwhelmingly established itself as the place-to-be-and-be-seen in the Bay Area. In addition, the building has deservedly been called "the biggest success story in the city's rebuilt downtown."

HP Pavilion at San Jose continues to set the standard for sporting and entertainment venues across the country year after year. *Pollstar Magazine* ranked HP Pavilion at San Jose the No. 3 venue in the United States (behind New York's Madison Square Garden and Philadelphia's Wachovia Center) and the No. 7 venue overall in the world in terms of non-sports tickets sold for the 2005 calendar year.

The venue was renamed HP Pavilion at San Jose in 2002 after the merger between HP and Compaq Computer Corporation, the latter which had struck the original naming rights deal for the venue in 2001.

The agreement between the San Jose Sharks, HP and the City of San Jose runs through 2015. This partnership involving Northern California's premier sports and entertainment venue ensures the Sharks will remain in San Jose for the foreseeable future and HP Pavilion at San Jose will receive additional amenities, upgrades and improvements which its patrons have come to expect and enjoy.

As the capital of Silicon Valley, San Jose is synonymous with high technology and HP Pavilion at San Jose fits as an exemplification of the architectural excellence and technological innovation that defines the area.

Outside HP Pavilion at San Jose, a shining stainless-steel facade supports a magnificent glass pyramid entry, soaring 10 stories above the ground. Inside, first-class amenities and leading-edge seismic engineering contribute to the building's reputation as one of the finest single-concourse facilities in the United States.

HP Pavilion at San Jose is capable of accommodating a full range of entertainment. State-of-the-art acoustics and plush seating and add to the patron's comfort and luxury.

The facility's downtown location is easily accessible via several major freeways, light rail and a regional train station located across the street. In addition, HP Pavilion is just minutes away from Norman Mineta San Jose International Airport.

In 1988, San Jose voters laid the foundation to build a downtown multi-purpose sports and entertainment facility that would create jobs, attract the regional community to a revitalized city center and



COMERICA BANK CLUB LEVEL

During the summer of 2006, San Jose Sharks President and Chief Executive Officer Greg Jamison and Comerica Bank's Western Market President and Chief Executive Officer Michael Fulton announced that HP Pavilion's club level was to be named the Comerica Bank Club Level.

The Comerica Bank Club Level received several upgrades during the summer including brand-new 42-inch HP HD-plasma screen televisions, fresh paint and new carpeting. The Comerica Bank Club Level at HP Pavilion is typically accessible only to club seat holders who enjoy premier seat locations to view all the non-stop action of NHL hockey. In addition to food and beverage service at the seats, Comerica Bank Club Level seat holders have easy access to The Grill (on-site restaurant) and exclusive access to the Club's concession stands, bars and lounge. The Comerica Bank Club Level is open to all event attendees at select events, including SaberCats Arena Football League games and marquee concerts.

provide a venue for major league sports, family attractions and various community events. From the beginning, the City of San Jose involved neighborhood groups, downtown merchants and civic and business leaders in the study of parking, traffic and a host of other vital issues.

The completion and success of the building is an important milestone in San Jose's emergence as a destination city. A convenient downtown location allows guests to take full advantage of an urban setting — complete with fine dining, bustling cafes and clubs and a host of transportation alternatives.

The National Hockey League's San Jose Sharks headline the entertaining major league sports line-

up. No less than five other professional teams have called the building home, including another current tenant, the Arena Football League's San Jose SaberCats, two-time ArenaBowl Champions (2002 and 2005). The San Jose Stealth, a member of the National Lacrosse League, will be playing their fourth season at HP Pavilion in January.

In 1996-97, the NBA's Golden State Warriors made the venue their temporary home for the season. Other teams calling HP Pavilion home include the San Jose Rhinos of Roller Hockey International (1994-99, including their 1995 RHI Championship season), the San Jose Lasers of the American Basketball League (1996-98) and the Continental Indoor Soccer League's San Jose Grizzlies (1993-94).

Other major sporting events held at the building include the 1997 All-Star Weekend, the NHL's premier mid-season event; the 1997 and 2002 NCAA Men's Basketball Western Regional Finals, the 1999 NCAA Women's Basketball Final Four Championship and the 2003-06 Women's Pac-10 Championships.

The facility also played host to the highly successful 1996 U.S. Figure Skating Championships, culminating in the storybook, gold-medal championship of local skater Rudy Galindo, who wowed the capacity crowd with an unforgettable, stellar performance in the finals.

One of the more popular annual events held at HP Pavilion at San Jose is the SAP Open (Association of Tennis Professionals Tour). Boxing fans flock to HP Pavilion for the *Fight Night at the Tank* series, which showcases several exciting, hard-hitting, boxing matches.

The world's greatest names in sports and entertainment have already found the way to San Jose with many more on the horizon. Performers and entertainers as varied as Bruce Springsteen, Billy Joel, The Rolling Stones, Dave Matthews Band, Madonna, The Who, Jimmy Buffett, Kenny G, Barbra Streisand, Prince, Neil Diamond, The Eagles, The Three Tenors, Elton John, U2, Fleetwood Mac, Phil Collins and Paul McCartney have thrilled HP Pavilion at San Jose's audiences of all ages.

Managed by San Jose Arena Management since opening in September 1993, HP Pavilion at San Jose has played host to more than 2,000 events with close to 20 million people passing through its doors.

HP PAVILION AT SAN JOSE FACTS AND FIGURES

Site and Building Information

Site Location: Downtown San Jose, at West Santa Clara Street and Guadalupe Parkway (Highway 87)

Site Area: Approximately 17 acres

Building Dimensions: Length - 425 feet-by-425 feet; Height - 117 feet

Internal Space: 450,000 square feet

Exterior: Concrete; space frame steel truss; ribbed stainless steel siding; 10-story glass pyramid entry

Seating Capacity: 20,000 maximum; Basketball - 18,543; Multi-purpose - 16-20,000; Hockey - 17,496

Parking: Approximately 1,800 spaces on site; up to 8,000 spaces within a 5-10 minute walk

Executive Suites: 65 (Concourse 21, Penthouse 44)

Penthouse Terrace Group Entertainment Areas: 3

Cost: \$162.5 million (\$132.5 million funded by City of San Jose; \$30 million funded by HP Pavilion Management.)

Project

Developer: Redevelopment Agency of San Jose

Owner: City of San Jose

Builder: Perini Building Company, Western Division

Construction Manager: HuntCor Inc.

Architect: Sink Combs Dethlefs

Arena Operator: San Jose Arena Management

Miscellaneous

Original Name: San Jose Arena

Re-named Compaq Center at San Jose, March 27, 2001

Re-named HP Pavilion at San Jose, Nov. 30, 2002

Primary Tenant: San Jose Sharks

Groundbreaking: June 26, 1990

First Event: Ringling Brothers and Barnum & Bailey Circus, Sept. 8, 1993

First Hockey Game: San Jose Sharks vs. New York Islanders preseason game, Sept. 30, 1993

Days To Build: 540 days

SHARKS TICKET INFORMATION

GOT TICKETS ?

Sections/Prices: Upper Reserved: \$18/29/35/43

Upper Rim (First Row): \$65

Lower Reserved: \$60

Premium Lower: \$71

Premium Glass: \$86

End/Corner Club Seats: \$91

Sideline Club Seats: \$101

VIP Glass: \$125

PURCHASING TICKETS

HP Pavilion at San Jose—The Pavilion Ticket Office is open:

Monday through Friday, 9:30 a.m. to 5:30 p.m.

Closed Saturday, Sunday and Holidays

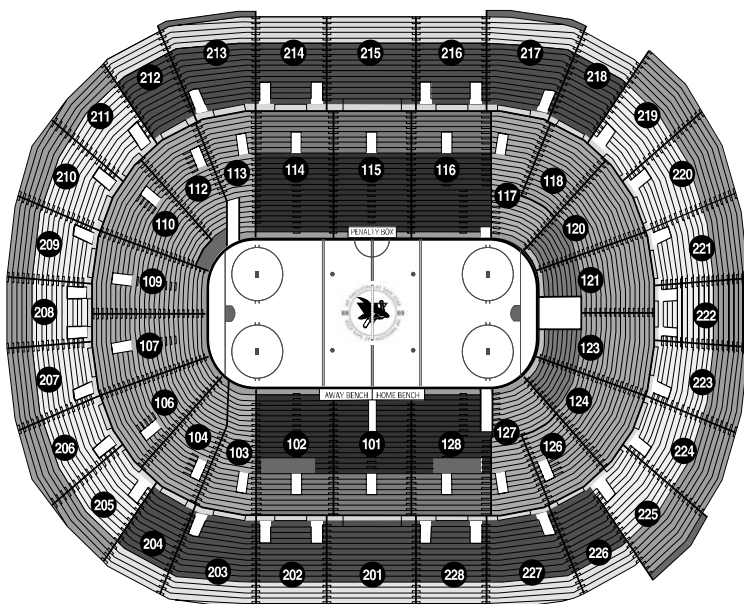
Open for all HP Pavilion at San Jose events two hours before scheduled time

Tickets to all HP Pavilion at San Jose events are available at the HP Pavilion Ticket Office, Ticketmaster Ticket Centers located in select Warehouse Music, Tower Records and Ritmo Latino stores throughout the Bay Area, online at Ticketmaster.com or charge by phone at 408-998-TIXS, 415-421-TIXS or 510-625-TIXS.

Group Ticket Information: 408-999-5757

Season Ticket and Partial Season Plan Information: 408-999-5757

Day of Game Ticket Sales: For most Sharks home games, a limited number of unused tickets held for league and team purposes will become available for sale to the public. These tickets will be sold on the day of the game at the HP Pavilion Ticket Office and through all Ticketmaster locations. Tickets typically go on sale at Noon for evening games and 10 a.m. for afternoon games.



TELEVISION/RADIO

"The Voices Of Winter"

TELEVISION BROADCASTS

The Sharks enter the 2006-07 campaign with a new television tandem. Randy Hahn who returns to his play-by-play role, will be joined by newcomer Marty McSorley.

The veteran Hahn will call the action for 70 Sharks games on FSN Bay Area. Hahn, now in his 14th season as the Sharks full-time television play-by-play man, has been with the organization since their inaugural season. The versatile Hahn has more than 20 years of broadcast experience. He has done play-by-play on television and radio, anchored radio sports shows and served as studio host for various local, regional and national telecasts. Outside of hockey, Hahn has been a prominent broadcaster for many world-renowned events such as soccer's World Cup, the Goodwill Games and the San Francisco Marathon.

McSorley, who played for the Sharks during the 1996-97 and 1997-98 seasons, will be making his debut as a color analyst. The NHL veteran spent the 2005-06 season with FSN West, based in Los Angeles, providing in-studio coverage and analysis for the Los Angeles Kings and the Anaheim Ducks broadcasts. The two-time Stanley Cup winner played both defense and forward and tallied 359 points (108 goals, 251 assists) in 961 NHL games.

Joining Hahn and McSorley for home telecasts is intermission host John Shrader. A 30-year broadcasting veteran, Shrader will provide in-depth game coverage and interesting off-ice features as well as taking fans on the bench and in the locker room with an "All-Access" look at the team.

Once again this season, Sharks telecasts will be under expert guidance of producer Frank Albin. In addition to the Sharks, Albin has experience producing and directing broadcasts for the Detroit Red Wings and Major League Baseball's Detroit Tigers.

FSN BAY AREA

In July 1999, the San Jose Sharks and FSN Bay Area announced a long-term agreement making FSN Bay Area the exclusive television provider of Sharks games.

FSN Bay Area is carried as an expanded basic service on most Northern California and Northern Nevada cable systems and is available to more than three million viewers. In addition to the Bay Area coverage, Sharks games are also available to fans in Sacramento, Fresno, Stockton, Modesto, western Nevada, the Lake Tahoe region, Monterey, Redding, Mendocino and to satellite viewers across North America.

In 2006-07, FSN Bay Area will telecast 70 games.

FSN Bay Area and the Sharks will continue with technical enhancements to game coverage while broadcasting 30 games in High Definition. FSN Bay Area also works closely with the Sharks to produce the feature-oriented half-hour magazine-style "Shark Byte" program.

RADIO BROADCASTS

SHARKS RADIO NETWORK

For the 16th consecutive season, the Sharks are broadcasting their entire 82-game regular season schedule and all playoff contests on the multi-station Sharks Radio Network, which reaches much of Northern California and parts of Nevada. The Network's flagship station, 98.5 K-FOX (KUFX-FM), continues its multi-year deal with the Sharks to bring all regular season and playoff games in their entirety to its avid listeners for the sixth consecutive year.

Along with the regular season and playoff schedule, the San Jose-based radio station, also known as "98.5 K-FOX, the Classic Rock Experience," will air live coverage of two preseason games. Coverage begins with the popular 30-minute pre-game show, "Sharks Warm-Up," which airs on 98.5 K-FOX in all regular season games except when a game occurs on a weekday and originates outside the Pacific Time Zone. However, in these limited instances, the program will still be available on most Sharks Radio Network affiliates and on the Internet. During the playoffs, "Sharks Warm-Up" will air on 98.5 K-FOX in all instances.

Dan Rusanowsky returns for his 16th consecutive season of broadcasting Sharks games on the radio. Entering this season, Rusanowsky has witnessed and broadcast 1,089 regular season Sharks

AN EMMY-WINNING TEAM

For six seasons, Randy Hahn and Drew Remenda partnered to provide vivid descriptions and insightful observations for Sharks games airing on FSN Bay Area. Their keen analysis during the 70-game regular season schedule on FSN Bay Area didn't go unnoticed as their efforts were honored by winning the Northern California Emmy Award in the "On Camera Talent" category.

The award capped Drew's memorable time with the Sharks. Also the host of the widely acclaimed "Shark Byte," Remenda joined CBC's roster of color analysts for "Hockey Night in Canada." In addition to his six seasons of color analysis, his 12 years with the organization included runs as assistant coach for both the Sharks (1991-95) and their top development affiliate (Kansas City, 1995-96).

The Sharks would like to thank Drew for the lasting memories he has left and wish him the best of luck in all walks of life.

GENERAL



games and every playoff contest (95) in the team's history, including a consecutive game streak of 774 contests (725 regular season and 49 playoff games) that was snapped on Nov. 25, 2000 due to a serious automobile accident.

For the second consecutive season, former Sharks center Jamie Baker will provide color commentary alongside Rusanowsky. A 10-year NHL veteran, Baker spent four seasons with Team Teal.

98.5 K-FOX is also the home of the "Kihn and The Coach" show featuring morning personality Greg Kihn and Sharks Head Coach Ron Wilson. The program airs Tuesdays at 6:50 a.m. during the season.

SHARKS RADIO NETWORK*

STATION	CITY	STATION	CITY
98.5 K-FOX (KUFX-FM)	San Jose	KVON-AM 1440	Napa
San Francisco-Oakland (flagship station)		KOMY-AM 1340	Santa Cruz
KESP-AM 970	Modesto	KZFS-AM 1370	Monterey-
KATA-AM 1340	Eureka-Arcata		Salinas-Santa Cruz
KAHI-AM 950	Auburn	sjsharks.com	Official Internet
KXBX-AM 1270	Lakeport		site of the San Jose Sharks
KBKY-FM 94.1	Merced	XM Satellite Radio	Official Satellite
KFIG-AM 1430	Fresno		Provider of the NHL
KRKC-AM 1490	King City		

* — listings as of Sept. 12, 2006

Frank Albin

Director of Broadcasting

Frank Albin is entering his 10th season as Sharks director of broadcasting. Albin serves as producer and director for most of the Sharks 70-game television package on FSN Bay Area. Known around the NHL for his hockey-first approach, his productions have been well received by Bay Area and satellite viewers.

In addition, Albin serves as the broadcast liaison between the Sharks, FSN Bay Area, visiting NHL broadcasters and the NHL.

A 20-year veteran of sports broadcasting, Albin spent nine years at PASS Sports in Detroit, where he worked on a wide variety of sports programming. From 1988-94, he produced and directed Detroit Red Wings telecasts, as well as the syndicated "Central Collegiate Hockey Association (CCHA) Game of the Week."

From 1995 until coming to the Sharks in 1997, Albin spent three seasons with Major League Baseball's Detroit Tigers producing and directing broadcasts for their state-wide television network.

A graduate of Michigan State University and a native of Detroit, Albin has won regional Emmy Awards for directing and feature producing.



Randy Hahn

Play-by-Play, Television

Experienced broadcaster Randy Hahn provides Bay Area hockey fans with all the play-by-play action for Sharks games on FSN Bay Area. Hahn, who enters his 14th full season with the club, served in the same capacity on selected telecasts during San Jose's first two seasons (1991-93).

In 2005-06, Hahn captured his third Northern California Emmy Award in the "On Camera Talent-Play by Play" category. He also earned the award in 1999 and 2002.

Hahn has more than 30 years of sports broadcast experience, including a unique first assignment when he was just 16 years old — calling the "paw-by-paw" action of a dog sled race in the Yukon Territory in 1974. He continues to be a versatile broadcaster, having done play-by-play on television and radio, anchoring radio sports shows and serving as television studio host for various sports programs. In fact, Hahn became the interim co-host of San Francisco CBS's "Evening Magazine" in February 2005, working alongside popular Bay Area personality Malou Nubla.

A native of Edmonton, Alberta, Hahn's other hockey broadcast experience came as studio host of Los Angeles Kings games on the Prime Ticket cable network before joining the Sharks. Early in his career, he was on the radio broadcast team of both the Vancouver Canucks and Edmonton Oilers, in addition to performing various broadcast roles in those cities.



Hahn is also an experienced soccer announcer. He called matches on ABC and ESPN during the 1994 World Cup. From 1982-92, he was the play-by-play voice of the North American and Major Indoor Soccer League's San Diego Sockers. Hahn also announced the 1990 World Cup and has called the action for USA National Team soccer games on SportsChannel and for Major League Soccer's Kansas City Wizards.

From 1991-94, Hahn was a studio anchor for SportsChannel Chicago's nightly highlight show and worked on broadcasts for collegiate basketball, baseball, volleyball and gymnastics. For the past two years, Hahn has been a play-by-play broadcaster for Arena Football League games on FSN.

In 1990, Hahn lived in San Jose and was instrumental in helping bring the NHL to this area, serving as vice president of Pro Hockey San Jose — a grassroots, non-profit corporation formed for the purpose of attracting an NHL franchise to the new multi-purpose venue being built downtown.

Hahn's wife, Roberta Gonzales, KPIX-TV's morning weathercaster, is an Emmy Award winner herself and was recently awarded the Associated Press Television-Radio Award for "Best Weather Segment" for the second consecutive year. She's a former weathercaster at KNTV in San Jose and was honored as 1990 Woman of the Year in the field of communications by the *San Jose Mercury News* for her contributions to the South Bay.

Marty McSorley

Color Analyst, Television

Former Sharks player and 18-year NHL veteran Marty McSorley will join play-by-play broadcaster Randy Hahn as the color analyst for the team's television schedule on FSN Bay Area.

McSorley spent the 2005-06 season working for FSN West, based in Los Angeles, providing in-studio coverage and analysis for the Los Angeles Kings and the Anaheim Ducks broadcasts.

A Sharks alumnus, McSorley spent the 1996-97 and 1997-98 seasons with San Jose, posting 28 points (six goals, 22 assists) and 326 penalty minutes in 113 games.

The two-time Stanley Cup Champion (Edmonton: 1986-87, 1987-88) accumulated 3,381 penalty minutes in his illustrious career, fourth most in NHL history. In addition, McSorley tallied 359 points (108 goals, 251 assists) in 961 NHL games with Pittsburgh, Edmonton, Los Angeles, New York Rangers, San Jose and Boston. In 115 NHL playoff games, he added 39 points (10 goals, 29 assists) and 374 penalty minutes. A versatile player, McSorley played both defense and forward.

McSorley was part of the monumental trade of Wayne Gretzky to the Kings in August 1988 and spent five years providing offense, grit and a winning attitude for Los Angeles. In 1993, he played a major role in helping the Kings reach the Stanley Cup Finals for the first time in franchise history, posting 10 points (four goals, six assists).

Over the course of his NHL career, McSorley has been teammates with current Sharks Patrick Marleau (1997-98, San Jose), Joe Thornton and Kyle McLaren (1999-00, Boston Bruins) and Mike Grier (1998-99, Edmonton Oilers). McSorley was also head coach for the Springfield Falcons of the American Hockey League from 2002-04.



John Shrader

Intermission Host, Television

Bay Area sports broadcaster John Shrader will join play-by-play announcer Randy Hahn and color analyst Marty McSorley on FSN Bay Area as the intermission host and rinkside reporter.

Shrader, who has nearly three decades of broadcast experience, will provide in-depth game coverage and interesting off-ice features as well as taking fans on the bench and in the locker room with an "All-Access" look at the team.

For more than 15 years, Shrader was a sports anchor/sports reporter/talk show host for KNBR in San Francisco, the nation's No. 1 all-sports radio station. He was a television sports anchor in San Jose for 10 years, first at KNTV and then at KICU.

Shrader's experience isn't limited to sports anchoring/reporting. For 10 years, he was the radio and television voice of the two-time Major League Soccer Champion San Jose Earthquakes. He's also been the radio voice of San Jose State University football and basketball, the Silicon Valley Classic college football bowl game and the annual East-West Shrine Game.

Shrader teaches journalism and media at San Jose City College. He has a bachelor's degree in Journalism from the University of Nebraska-Lincoln. Shrader worked in radio and television for three years in the Nebraska towns of Kearney and Hastings before moving to the Bay Area in 1980.



Dan Rusanowsky

Play-by-Play, Radio

Long-time Radio Play-by-Play Announcer Dan Rusanowsky returns for his 16th consecutive season as the "Voice of the Sharks" on 98.5 KFOX (KUFX-FM) and the Sharks Radio Network.

A 26-year veteran of hockey broadcasting at all levels, the venerable Rusanowsky is responsible for producing all radio broadcasts, directs and administers the multi-station Sharks Radio Network (which provides coverage of all games for hockey fans in Northern California and parts of Nevada and Oregon) and oversees the relationship with flagship station 98.5 KFOX.

An active, year-round member of the Bay Area broadcasting community, Rusanowsky is one of a select few play-by-play announcers who have been tapped by NHL Radio to announce the "Game of the Week" on the Westwood One Radio Network.

Rusanowsky has provided the play-by-play call on several Major League Soccer radio broadcasts. He has served as a guest host on KNBR 680 and 1050 AM, as well as the nationally syndicated "Sports Byline USA/Sports Overnight America" programs.

A Milford, Conn. native, Rusanowsky's resume also includes television play-by-play work. A motor racing enthusiast, he has been a member of the Canary Foundation Grand Prix of San Jose Presented by Taylor Woodrow's closed-circuit track telecast team.

Rusanowsky was injured in a serious automobile accident on Nov. 25, 2000, ending a continuous broadcast streak of Sharks regular season and playoff games at 774. (He has been behind the microphone for all 95 playoff games in Sharks history.) Rusanowsky called his historic 1,000th Sharks regular season game on March 21, 2004 vs. Edmonton.

Along with his broadcasting duties, Dan works with many community organizations and is an active member of the NHL Broadcaster's Association.

Before arriving in the Bay Area, Rusanowsky was the radio voice for the American Hockey League's New Haven Nighthawks (1986-91) and St. Lawrence University's NCAA Division I hockey program from 1979-86. He received a bachelor's degree at St. Lawrence and subsequently earned his M.B.A. at Clarkson University.



Jamie Baker

Color Analyst, Radio

Former Shark Jamie Baker returns to the airwaves for his second season of providing color analysis for Team Teal. Baker accentuates Dan Rusanowsky's radio broadcasts in explaining the finer details of the game.

Following an outstanding college career at St. Lawrence University, Baker went on to play in parts of 10 NHL seasons, including four with the Sharks. In 404 career games, he tallied 71 goals and 79 assists for 150 points. Baker also appeared in 25 Stanley Cup Playoff games. Known for his speed, grit and tenacity as a player, Baker was always at his best when the game was on the line.

Baker's high-energy personality, enthusiasm and excellent knowledge of the NHL have greatly enhanced Sharks radio broadcasts and his dedication to grassroots marketing have helped expand the ever-growing youth hockey population in the Bay Area. During his time away from the microphone, Baker coaches the girls Under-12 hockey team at Logitech Ice at San Jose.

The former pivot also doubles as an entrepreneur as he's launching XPro Media. XPro is a media-marketing company that brings together ex-pros to collaborate and exchange information, multimedia content and analysis to improve the experience for youth sport participants.



David Maley

Radio Reporter

David Maley begins his second season with the Sharks radio team. A veteran of nine NHL seasons (including two with San Jose), Maley will provide color analysis for selected home games as well as participate in the pregame "Sharks Warmup" and intermission programming.

Known during his career as a physical, hard-hitting forward, Maley was a winner at every level. As a freshman at the University of Wisconsin in 1983, he was an important component to the Badgers NCAA Division I Champion squad. During his second professional season in 1987, Maley won a Stanley Cup with the Montreal Canadiens.

Maley played in 466 career games for five teams, compiling 124 points and 1,043 penalty minutes. He also appeared in 46 Stanley Cup Playoff games.

Maley resides in San Jose and is a co-owner of Rollin' Ice, a roller hockey facility located on the Santa Clara County Fairgrounds.



SILICON VALLEY SPORTS & ENTERTAINMENT

Silicon Valley Sports & Entertainment (SVS&E) was created to provide a single resource for business partners to utilize when planning their sports and event relationships by taking full advantage of the expertise and capabilities involving all or part of the San Jose Sharks business operations. This includes marketing, corporate partnership sales management, broadcast, ticket sales, event presentation, community programs, media relations, advertising, facilities, promotions, publishing, merchandising and additional areas of the organization.

This division of the company, created in the summer of 2000, oversees all business operations aspects of the San Jose Sharks, HP Pavilion at San Jose and select HP Pavilion events. In addition, SVS&E manages all or parts of Logitech Ice at San Jose (the Sharks training and public skating facility), Sharks Ice at Fremont, the SAP Open tennis tournament (ATP Tour Tennis), the American Hockey League's Worcester Sharks (the Sharks top development affiliate) as well as select HP Pavilion events such as Fight Night at the Tank (professional boxing), Strike Force Mixed Martial Arts and the National Lacrosse League's San Jose Stealth.

Current existing entities utilizing the experience and services of SVS&E include the Golden Baseball League and the Canary Foundation Grand Prix of San Jose presented by Taylor Woodrow, which hosted its second event in downtown San Jose in July 2006 and will continue the event in 2007, the San Jose SaberCats of the Arena Football League and the San Francisco Dragons of the Major Lacrosse League.

SVS&E previously operated Major League Soccer's San Jose Earthquakes, which moved to Houston in 2005, from 2000-02, including their first MLS Championship season in 2001, and the Siebel Classic, a senior PGA tour event.

Benefits of a business arrangement with SVS&E allow the San Jose Sharks and HP Pavilion Management to combine existing marketing programs, sales resources and contacts to create more efficient and meaningful business partnerships. SVS&E allows the organization to provide fully integrated advertising/corporate partnership packages that reach the multiple demographic segments represented in Silicon Valley.

Another option for business partners, SVS&E Publishing, was created in 2001. SVS&E Publishing, a full-service publishing division, handles a majority of the design, editorial and printing needs for most of the SVS&E properties. In addition, SVS&E Publishing produces publications for numerous outside clients including the San Francisco 49ers, Oakland Raiders, Arizona Sun Dogs of the Central Hockey League and the Canary Foundation Grand Prix of San Jose Presented by Taylor Woodrow.

In 2003, SVS&E Merchandise was added to the SVS&E family. SVS&E Merchandise is an industry leader and innovator in all things associated with building a brand. Their client list includes Brocade, 49ers Foundation, SAVVIS, The Works London, Golden Baseball League, the Canary Foundation, Challenge Day, Lockheed Martin, Oakland Raiders and After School All-Stars. Services provided include event merchandise marketing and management, online stores and fulfillment, VIP gifts, motivational/recognition programs and branded merchandise.

SVS&E was a key element in the 2002 purchase of the organization and its assets from previous Owner George Gund III by a local ownership group, San Jose Sports & Entertainment Enterprises (SJSEE), led by current President and Chief Executive Officer Greg Jamison.

In 2001, the organization entered into a naming rights rebranding with Compaq Computer Corporation and the City of San Jose, ensuring that the Sharks will remain in San Jose for the foreseeable future and that the facility will receive the necessary amenities, upgrades and improvements its patrons have come to expect and enjoy. The agreement, which was amended in 2002 to reflect the subsequent merger between Compaq and HP, runs through 2015 and provided a new name to Northern California's premier sports and entertainment venue.

Business arrangements similar to SVS&E are not uncommon in the sports and arena management industry. Other examples of this type of business arrangement include Orca Bay Sports & Entertainment in Vancouver which oversees the management of the Vancouver Canucks of the NHL and GM Place; Kroenke Sports Enterprises in Colorado which manages the NBA's Denver Nuggets, the Colorado Avalanche of the NHL and the Pepsi Center; and Palace Sports & Entertainment in Detroit which operates the NBA's Detroit Pistons, the Palace of Auburn Hills as well as the Tampa Bay Lightning of the NHL which plays its games in Tampa, Fla.



MEDIA INFORMATION

ACCESS: The San Jose Sharks organization and media relations department strive to make its players, coaches, management and other personnel available in a timely and responsible fashion to all accredited members of the media.

CREDENTIALS: Press seating for Sharks home games at HP Pavilion at San Jose is available to accredited media in the press box located on the north side of the building's upper level. Single-game credentials must be requested no later than 5 p.m. the day before a game played Tuesday through Saturday, and by 5 p.m. Friday for a Sunday or Monday game. Requests should be made in writing to Scott Emmert, Director of Media Relations, San Jose Sharks, 525 W. Santa Clara St., San Jose, Calif. 95113; facsimile requests at 408-999-5822 or E-mail requests at "semmert@svse.net" will also be accepted. Credentials are good for admittance to the press room (building's first level) and to both teams' postgame locker rooms. The elevator to the press room and press box is located on the north side of the building's concourse near Media Entrance "A." All international credentials must go through NHL Public Relations before the game.

Due to limited press box seating, those requesting single-game credentials will be seated on an as-available basis, with preference given to the following: local daily newspapers and wire services, television stations with sportscasts, radio stations which use actualities, visiting media, national media. Next preference goes to other Bay Area media including weekly newspapers, general topic magazines and television shows and any other media, including Internet sites, which have a specific assignment to cover a Sharks game. Single-game credentials must be picked up at Media Entrance "A," located on the northwest side of the building off parking lot A. Those persons holding full-season Sharks or NHL Team Management credentials MUST enter through Media Entrance "A."

MEDIA MEMBERS HOLDING SEASON PASSES SHOULD NOTIFY THE MEDIA RELATIONS DEPARTMENT IF PLANNING TO COVER A GAME IN ORDER TO RESERVE SEATING. A MEDIA CREDENTIAL CANNOT BE USED TO SIT IN SPECTATOR SEATING AREAS.

DAY-OF-GAME INTERVIEWS: After the completion of the morning skate, typically beginning at 10:15 a.m. (for a 7:30 p.m. start), is the best time to interview players and coaches on a game day. "Pre-tape" television or radio requests to interview a player upon his arrival to the building for the game must be made no later than the conclusion of that team's morning practice and cannot be guaranteed. If the team is not practicing, the request must be made to the Sharks, or visiting team public relations department, no later than 10 a.m. on the day of the game. The Sharks Media Relations Department cannot guarantee access to players or coaches if practice is not scheduled.

DAY-OF-GAME PRACTICES: On home game days when the Sharks choose to practice, they will typically take the ice at approximately 10:15 a.m. at HP Pavilion at San Jose. Media members should plan on arriving by 10:15 a.m. for game-day practices to ensure the availability of the requested players. The visiting team's practice usually follows the Sharks, beginning normally at 11:30 a.m. **TIMES AND LOCATIONS FOR BOTH THE HOME AND VISITING TEAMS ARE SUBJECT TO CHANGE.** Contact the Sharks Media Relations Department if there is a question regarding either team's practice schedule.

PRE-GAME MEDIA ACCESS: Sharks players and coaches are available to credentialed members of the media for a 30-minute window, which begins two hours before game time. For example, pre-game media access for a 7:30 p.m. home game lasts from 5:30-6 p.m. Media members who wish to utilize this media access window are strongly encouraged to contact the Sharks Media Relations Department in advance with their interview requests.

LOCKER ROOMS: The home and visiting team locker rooms will re-open within 10 minutes after the game. The officials' locker room is off-limits to the media. Should a comment or interpretation from the game's referee or NHL supervisor be needed, contact a member of the Sharks Media Relations Department and a pool reporter may be assigned.

PHOTOGRAPHERS: Only those photographers on assignment will be allowed access to designated photography locations at rink level and in overhead positions. Photo holes are accessible to local dailies, wire service photographers and local TV crews (for non-televvised games). Two ice-level photography positions are reserved for Sharks team photographers. Additional photography positions are determined on a first-come, first-served basis; however, in cases of increased photographer (i.e. playoffs) attendance, positions will be assigned by the Sharks Media Relations Department. In all cases, photographers should check in with a media relations representative in the press room before game time. Because of very limited photography locations and NHL Images regulations, it is not possible to accommodate freelance photographers.

PRESS ROOM: Media possessing full-season credentials or those granted single-game credentials are invited to have a meal, for a nominal fee, before each game in the press room, located on the lower level (building's north side). The room opens two-and-one-half (2:30) hours before game time. Dining room usage is limited to those presenting valid Sharks or NHL Team Management passes. It is impossible to accommodate family members, friends, guests or others. Any abuse of dining room privileges may cause forfeiture of a media pass. Limited refreshments are also available during intermissions as well as in the press box during games.

SERVICES: Pregame game notes, lineups, press releases, complete statistics and other pertinent information will be furnished by the Sharks Media Relations Department. There are sufficient electrical outlets and telephones available in the press box and media work room (adjacent to the Press Room). Preference for phone use will be given to writers and broadcasters filing stories on deadline. The Sharks also provide complimentary facsimile services for working media, if necessary. The press room and press box are equipped with Wi-Fi wireless Internet service as well as high-speed DSL hardlines.

TELEVISION COVERAGE: All television stations are prohibited by the National Hockey League from shooting and distributing game footage of any contest that is being broadcast from HP Pavilion at San Jose by either the San Jose Sharks, the visiting team or network television. Requests for special features and the like should be directed to the Sharks media relations department.

2006-07



ESTABLISHED 2006



WORCESTER SHARKS 2006-07 SCHEDULE

OCTOBER						
S	M	T	W	T	F	S
1	2	3	4	5	POR 7:05PM	MAN 7:35PM
8	9	10	11	12	PRO 7:05PM	PRO 7:00PM
15	16	17	18	19	PRO 7:05PM	LOW 7:00PM
22	23	24	25	26	POR 7:00PM	MAN 7:00PM
29	30	31				

FEBRUARY						
S	M	T	W	T	F	S
				1	BRP 7:00PM	ALB 5:00PM
4	5	6	7	8	PRO 7:05PM	MAN 7:35PM
11	12	13	14	15	HAR 7:00PM	SPR 7:05PM
18	19	20	21	22	PRO 7:05PM	MAN 7:35PM
25	26	27	28	29	SPR 7:00PM	

NOVEMBER						
S	M	T	W	T	F	S
		1	2	3	4	SPR 7:05PM
5	6	7	8	9	10	PRO 7:00PM
12	13	14	15	16	BRP 7:00PM	PRO 7:00PM
19	20	21	22	23	24	SPR 7:05PM
26	27	28	29	30		

MARCH						
S	M	T	W	T	F	S
				1	2	PRO 7:00PM
4	5	6	7	8	9	HAR 7:00PM
11	12	13	14	15	16	HER 7:00PM
18	19	20	21	22	23	PRO 7:00PM
25	26	27	28	29	30	31

DECEMBER						
S	M	T	W	T	F	S
					1	NOR 7:15PM
3	4	5	6	7	8	SPR 7:00PM
10	11	12	13	14	15	MAN 7:00PM
17	18	19	20	21	22	LOW 7:00PM
24/31	25	26	27	28	29	30

APRIL						
S	M	T	W	T	F	S
1	2	3	4	5	6	7
8	9	10	11	12	13	14
15	16	17	18	19	20	21

JANUARY						
S	M	T	W	T	F	S
	1	2	3	4	5	6
7	8	9	10	11	12	13
14	15	16	17	18	19	20
21	22	23	24	25	26	27
28	29	30	31			

 HOME
 AWAY

Dates and Times subject to change

LEGEND

ALB: Albany
 BNG: Binghamton
 BRP: Bridgeport
 HAR: Hartford
 HER: Hershey
 HOU: Houston
 LOW: Lowell

MAN: Manchester
 NOR: Norfolk
 POR: Portland
 PRO: Providence
 SAN: San Antonio
 SPR: Springfield

BROADCAST INFORMATION

All 80 games on WTAG 580AM.



Select games on Charter WCTR3



All games webcast at sharksahl.com.



WORCESTER SHARKS DCU CENTER

50 Foster Street

Worcester, Mass. 01608

508-929-0500 • 508-929-0507 (fax) • sharksahl.com

DIRECTORY

President & Alternate Governor	Michael T. Lehr
Vice President & Assistant General Manager	Michael Mudd
Vice President, Sales & Marketing	David Daniels
Executive Assistant to the President	Carolyn Meisner
Director of Broadcasting & Sales	Jamie Smock
Director of Marketing	Suzanne Schwartz
Manager of Ticket Sales	Zack Hoover
Youth Hockey & Community Relations Manager	Michael Myers
Public Relations Coordinator	Jeremy Lemoine
Marketing Coordinator	Amy Raeder
Senior Account Executives	Ryan Clark
Account Executives	Brian Jamison, Anna LaCombe, Marina Riva
Business Manager	Bob Weldon
Senior Bookkeeper	Paul Campos
Bookkeeper	Vasaly Konthong
Head Coach	Roy Sommer
Assistant Coach	David Cunniff
Head Athletic Trainer	Matt White
Head Equipment Manager	Vinny Ferraiuolo
Assistant Equipment Manager	Chuck Rullan

Michael T. Lehr

Worcester Sharks President - Sharks Minor Holdings President

Michael T. Lehr is the president and alternate governor of Sharks Minor Holdings, LLC and the Worcester Sharks. Lehr's experience and expertise are used to direct the day-to-day business operations of the Sharks minor league operations, while serving as the direct liaison to the Silicon Valley Sports & Entertainment ownership group. He's the day-to-day representative on the American Hockey League's Board of Governors.



It was through his due diligence and intuition that the Worcester Sharks came into existence on Jan. 9, 2006. Lehr immediately knew the possibilities of the Worcester market and the city's passion for hockey. He worked extremely hard to form a mutually beneficial partnership with the DCU Center and city leaders to return the AHL to Worcester. Lehr knew that pacts as strong as the current one between the team, city and building are what make successful franchises at all levels of sport. His close working relationship with AHL President David Andrews and the AHL Board of Governors led to the unanimous approval of the franchise for the 2006-07 season.

His mission is threefold: 1) to help the Sharks develop their young talent to play in the NHL, while winning both the Stanley and Calder Cups; 2) make the Worcester Sharks a successful member of the business community as a stand-alone business; and 3) integrate the Sharks into the fabric of the Worcester community.

Before joining Sharks Minor Holdings, Lehr successfully worked in Major League Baseball and for regional sports networks. He served as the regional director of programming and network operations for SportsChannel Ohio in Cleveland and Cincinnati from 1991-93. Under his direction, SportsChannel captured its first local Emmy Award for "Outstanding Sports Coverage" of Cleveland Indians baseball. He also spent time in management roles with Prime Cable of Chicago and Westinghouse Broadcasting, Inc.

In 1993, Lehr became director of broadcasting for the Indians. During his tenure with the Indians, he oversaw the creation of the Indians Radio Network, negotiated broadcasting contracts and successfully engineered the formation of ballpark entertainment at Jacobs Field.

In 1996, he joined the Baltimore Orioles as vice president of marketing and broadcasting. With the Orioles, Lehr was responsible for overseeing many facets of the organization — including marketing, broadcasting, advertising, corporate partnerships, luxury suite sales, retail operations, on-line ventures, ballpark entertainment, publishing, fantasy camps, spring training operations, promotions and ticket sales. Under his leadership, the Orioles more than doubled their corporate sponsorship and broadcasting revenues while setting a franchise high in ticket sales. He was a member of both the marketing and advertising committees for MLB.

Immediately before joining Sharks Minor Holdings, he served as managing partner and co-founder of Power Plant Studios, a full-service marketing, management and communications group whose clients included baseball Hall of Famer Cal Ripken Jr.

Lehr's commitment to the community has followed him in each city he has lived. He has been active for such charity groups as Big & Little Brothers, Cleveland Indians Charities, Orioles Foundation, American Lung Association, Grant-A-Wish, YMCA, Special Olympics, Cleveland Sports Commission and several other youth sports organizations.

Lehr graduated from the University of Wisconsin in 1984 with a bachelor of arts degree in communications and political science.

David Daniels

Vice President of Sales and Marketing

David Daniels joined the Worcester Sharks as their vice president of sales and marketing on Feb. 9, 2006. Daniels will oversee the Sharks marketing, promotions, corporate sales and ticketing.

Before joining the Sharks, Daniels served as the director of sales and marketing for Adelphia Communications. While at Adelphia, he



oversaw all facets of consumer sales and marketing for the Northeast region of the \$5.4 billion telecommunications giant and was responsible for consumer launches of advanced video products — including OnDemand, high-definition television and DVR.

From 2001-03, Daniels was the senior vice president of sales and marketing for InSight Telecommunications, a privately owned telecommunications services company. With InSight Telecommunications, he developed all service pricing and packaging options, including several new product launches and managed national sales and operations teams who were responsible for the distribution of content transmission services and solutions.

Daniels spent six years working for the Walt Disney Company, ultimately becoming senior vice president of sales and marketing. He was responsible for the national distribution of Disney networks and successfully launched two cable television networks. Daniels managed all U.S. regional offices and his duties included national account management, strategic planning and field product branding.

Daniels also spent several years with the New England Sports Network (NESN) as sales and marketing manager. Daniels developed a multi-state territory for NESN, generating more than \$12 million in revenue. He also developed and executed pricing strategies, consumer acquisition campaigns and promotions.

Daniels earned a Bachelor's in political science from Stonehill College in North Easton, Mass. He currently resides in North Easton with his wife.

Michael Mudd

Vice President and Assistant General Manager

Michael A. Mudd serves as the vice president and assistant general manager for the Worcester Sharks. Mudd works alongside Worcester Sharks President Michael T. Lehr and General Manager Wayne Thomas, playing a vital role in all aspects of the Sharks operations.

As assistant general manager, Mudd is responsible for developing and implementing the hockey operations budget, evaluating the Sharks player personnel and providing scouting for Sharks opponents. He's also responsible for locating talent from other hockey leagues and works with Thomas to fill the Sharks roster. Mudd serves as the Sharks liaison with the American Hockey League office for all hockey-related issues and is responsible for the administration of training camp and team travel.

Mudd also heads the community relations and communications efforts of the Worcester Sharks. This includes creating, planning and overseeing community projects, structuring broadcast deals and overseeing the public relations department.

Mudd is in his fifth season with the Sharks organization. Before joining the Sharks, he served as the general manager of the Cleveland Lumberjacks of the International Hockey League. During his two years in hockey operations with the 'Jacks, Mudd compiled a 83-62-19 record, helping lead the club to two straight Turner Cup Playoff berths.

From 1997-99, he served as the general manager and director of hockey operations for the Chesapeake Ice Breakers of the ECHL. Under his guidance and through difficult circumstances off the ice, the expansion team posted a combined record of 68-53-19 and qualified for the Kelly Cup Playoffs in each of its two seasons. Before going to the Ice Breakers, he was the assistant general manager for the Baltimore Bandits of the AHL, where he also was the team's goaltending coach and led the Bandits to two Calder Cup berths in both their years of existence.

A former goaltender, Mudd attended the St. Louis Blues training camp and played professional hockey for two seasons, splitting time between the ECHL and the IHL. A native of Amherst, N.Y., Mudd was a four-year member of the college's hockey and baseball teams at St. Lawrence University, where he earned a bachelor's degree in economics. He was named First Team All-ICAC as a freshman centerfielder. Mudd earned his master's in sports management from Miami University (Ohio), where he was the assistant coach of the hockey team from 1992-94.

Michael and his wife, Holly, have a son, Tyler, and a daughter, Ashley.



FRONT OFFICE

Roy Sommer

Head Coach, Worcester Sharks

Worcester Sharks Head Coach Roy Sommer, who plays a major role in developing players for the San Jose Sharks, is currently the longest-tenured coach in the American Hockey League.

The native of Oakland, Calif. returns for his ninth season behind the bench of San Jose's top development affiliate and his 11th season overall with the Sharks organization. In his nine seasons as head coach, Sommer has compiled a 278-277-44-41 record in the regular season and has reached the post-season four times.

In his time as the coach of the Sharks top development affiliate, Sommer has coached 60 players who have spent time in the National Hockey League, including 2005-06 Maurice "Rocket" Richard Trophy winner Jonathan Cheechoo.

In 2005-06, the San Jose Sharks featured 10 players on their opening night roster that had spent time under Sommer's tutelage through the developmental system. Adding to his stellar resume of development, eight players made their NHL debut with the Sharks last season — including Steve Bernier, Grant Stevenson, Patrick Rissmiller, Josh Gorges, Nolan Schaefer, Matt Carls, Doug Murray and Ryane Clowe.

From 1999-01 with the Kentucky Thoroughblades, the Sharks top development team before the franchise's move to Cleveland, Sommer's club went 84-50-21-5 to capture two consecutive Mid-Atlantic Division titles and went to the Calder Cup Playoffs each season. Sommer's success was recognized during the 1999-00 season with his selection as the head coach for the Canadian All-Star Team at the AHL's mid-season classic, where his squad topped PlanetUSA, 8-3.

During his first season in Kentucky (1998-99), the Thoroughblades registered franchise records for most regular season wins (44), most road wins (21) and total points (98) in a season while posting the league's fifth-best record. This success came despite having 17 players on Kentucky's roster promoted to the NHL at some point during the season.

Before being named head coach of the Thoroughblades in 1998, Sommer, 45, spent two seasons (1996-98) as an assistant coach with San Jose.

With San Jose, Sommer was responsible for pre-scouting upcoming opponents for their offensive and defensive tendencies, line combinations and special teams tactics. In addition, he assisted in running practices and provided special on-ice extended workouts with scratched players and those rehabilitating injuries.

Before Sommer joined San Jose, he served as head coach of the ECHL's Richmond Renegades from 1991-96 and was named 1995-96 Coach of the Year after leading his team to a league-best 46-11-13 mark and a league-record 105 points in capturing the Brabham Cup (best regular season record). Sommer led the Renegades to the Riley Cup (league playoff championship) in 1994-95 after posting a 41-20-7 regular season record. In addition, he served as head coach of the ECHL's East All-Star Team in 1994-95 and the North All-Star Team in 1995-96.

Sommer's additional ice hockey coaching experience includes assistant coaching stints with the Albany Choppers and Muskegon Lumberjacks of the International Hockey League and working with USA Hockey as an assistant coach at several evaluation camps for 16- and 17-year-old players.

In 1998, Sommer served as head coach and general manager for the silver-medal winning Team USA (4-1-0 record) at the International Ice Hockey Federation Inline Hockey World Championships in Anaheim. Sommer led his squad to gold medal finishes in each of the first two tournaments (1996 in St. Paul, Minn. and 1997 in Anaheim) and posted undefeated records each year. His three-year coaching mark at this prestigious tournament stands at 17-1-0.

The former San Francisco Bay Area youth hockey player coached Roller Hockey International's San Jose Rhinos for three seasons (1994-96), including capturing the Murphy Cup (league championship) in 1995. In addition, Sommer served as head coach for RHI's 1996 Western Conference All-Star Team.

Before stepping behind the bench, Sommer played nine seasons of professional ice hockey. A sixth round selection by the Toronto Maple Leafs in 1977, Sommer played in the Leafs system as well as those of the St. Louis Blues, Edmonton Oilers, New Jersey Devils and Pittsburgh Penguins. The highlight of Sommer's NHL career came during the 1980-81 season when, as a teammate of Wayne Gretzky, Sommer scored a goal in his NHL debut with the Edmonton Oilers.

He served as captain of the Wichita Wind from 1980-83 and again with Muskegon in 1986-87. Sommer, who played left wing and center during his career, was a member of the AHL Calder Cup Champion Maine Mariners in 1983-84 and helped lead Muskegon to the IHL title (Turner Cup) in 1985-86. He played his junior hockey for the Spruce Grove Mets, which won the 1975 Centennial Cup, and for the Calgary Centennials. Sommer was a member of the United States National Team at the World Junior Championships in 1976-77.

Roy currently resides in Shrewsbury, Mass. with his wife Melissa and his three children: Marley, Kastien and Kyra.



David Cuniff

Assistant Coach, Worcester Sharks

David Cuniff returns for his fifth season as assistant coach for San Jose's top affiliate, the Worcester Sharks. Making his coaching debut four seasons ago, Cuniff has played an integral role in assisting Head Coach Roy Sommer in all coaching duties such as video breakdown, player assessment and scouting.

Cuniff's coaching efforts are primarily focused on the defensive end. His presence on the Cleveland staff was pivotal in the rapid development of several defensemen — including Matt Carkner, Rob Davison, Christian Ehrhoff, Jim Fahey, Josh Gorges, Doug Murray and Garrett Stafford. With a focus on player development, Cuniff assists in the Sharks Summer Development Camp and the Sharks Rookie Tournament.

For the past four seasons, Cuniff has been an instructor at the San Jose Sharks Summer Hockey School. By doing so, he shared his expertise with more than 200 campers ranging from age six to adult.

The son of the late NHL veteran and U.S. Olympic Team Coach John Cuniff, David played eight seasons of professional hockey in the American and East Coast Hockey Leagues. That stint included playing two seasons under his father with the Albany River Rats in the AHL (1998-00). After a one-year hiatus, he concluded his playing career in 2001-02 with Louisiana and Richmond in the ECHL. In 268 AHL and ECHL games, Cuniff scored 82 points (38 goals and 44 assists) and posted 555 penalty minutes.

The South Boston native played his college hockey at Salem State College and currently resides in Milton, Mass. with his wife Mary-Ann and their two sons, Patrick and David.



Matthew White

Head Athletic Trainer

Matt White joins the Sharks as head athletic trainer after earning his master's degree from Boston University.

While studying for his degree, he served as assistant athletic trainer for BU's men's soccer team as well as the men's and women's track and cross country teams. Before earning his degree, White spent five seasons (2000-05) with the Cincinnati Mighty Ducks of the American Hockey League as the team's head athletic trainer. From 1999-00, White served as the assistant athletic trainer at the College of the Holy Cross for the men's soccer, ice hockey and lacrosse teams. White is also a graduate of the University of New Hampshire with a bachelor of science degree in kinesiology and athletic training.



COACHES /
TRAINING STAFF

Vinny Ferraiuolo

Head Equipment Manager

Vinny Ferraiuolo will be entering his second season with the Sharks organization. Before joining the Sharks, he was the head equipment manager for the Texas Wildcatters of the ECHL and, from 2002-04, served as the assistant equipment manager for the New York Islanders. The Roanoke, Va. native also served as the equipment manager for the Bridgeport Sound Tigers of the AHL. At the 2000 AHL All-Star Game, Ferraiuolo was the equipment manager for PlanetUSA. Ferraiuolo spent three seasons with the Providence Bruins as their equipment manager, including during the Baby Bruins 1998-99 Calder Cup-winning season.



Chuck Rullan

Assistant Equipment Manager

Chuck Rullan, a native of Long Island, joins the Sharks organization after spending two seasons with the New York Islanders as the visiting locker room attendant. Rullan will assist Head Equipment Manager Vinny Ferraiuolo in the day-to-day locker room operations.



Proud to be the official Sports Medicine Provider for the Worcester Sharks



**SAINT VINCENT
HOSPITAL**

A history of excellence. A century of care.

(508) 363-5000 • StVincentHospital.com



The Ultimate Power Play!



Dr. Bill Morgan
was the team physician
for the 2004 World Series
Champion Boston Red
Sox and a physician
consultant for
the Boston Celtics



Dr. Bill Balcom
has been a team physician
for the New York ankees,
San Francisco Giants,
and the WNBA
Connecticut Sun



Dr. Bill Morgan and Dr. Bill Balcom are leading the team of sports medicine experts caring for the Worcester Sharks. This highly experienced team of specialists also provide care at Fallon Clinic's orthopedic department located at Worcester Medical Center.

For more information on the quality care and services this team of specialists provides to the Worcester Sharks and the people of central Massachusetts, call Jessica Cohen at (617) 332-9999 or go to www.fallonclinic.com/sharks.



Treating you well.™

www.fallonclinic.com

TEAM DOCTORS

RADIO / TV

Jamie Smock

*Director of Broadcasting and Sales
The Voice of the Worcester Sharks*



Jamie Smock has spent the last five years with the Sharks organization, serving as the director of broadcasting for the club's American Hockey League affiliate. As "The Voice of the Worcester Sharks," Smock will provide play-by-play for all Sharks games and events, as well as work on corporate sponsorships and help structure the Sharks broadcast deals.

Smock joined the Sharks organization after five years of professional ice hockey broadcasting at the ECHL level with the Knoxville Cherokees and Pee Dee Pride. During his tenure with the Pride, Smock earned a selection by the ECHL to broadcast the league's 2000 All-Star Classic in Greenville, S.C. He also founded and presided over the Pride Youth Hockey Association — the first youth ice hockey program of its kind in northeast South Carolina. In just over four years of work in South Carolina, Smock became the assistant general manager while continuing his broadcast duties.

BROADCAST INFORMATION

All 80 games on WTAG 580AM

WTAG **AM**
580

WORCESTER'S NEWS LEADER

Select games on Charter WCTR3

WCTR-TV **3**
CENTRAL MASSACHUSETTS

All games webcast at sharksahl.com

RADIO/TV



FINZ

Finz, the official mascot of the Worcester Sharks, has called the DCU Center home since he was born on March 26, 2006.

The son of retired mascots, Gil and Dorsey, Finz has been around some excellent mentors. Most famous is his role model, S.J. Sharkie of the San Jose Sharks. In order to prepare for his first strenuous 40-game home stretch, Finz has “fin”agled his way around Worcester and its outlying communities. Stretching far beyond his reef, Finz has remained active in various community-wide events during the offseason.

Fitness-friendly Finz loves contributing to various local charities whether it be walking, skating or even skiing with the fans. He will do just about anything to support the local youth and charities.

Hockey is Finz’s favorite sport and he has no trouble diving in deep with the local youth hockey community. He’s also a member of the Sharks Street Brigade and actively helps out with street hockey clinics throughout central Massachusetts.

When Finz isn’t pumping up the crowd or practicing his killer slap shot, he likes to indulge in some of his favorite catches of the day. They can include anything from a scrumptious tuna fish sandwich to a dozen California rolls!

Finz enjoys listening to Jimmy Buffet’s “fins” and his own rendition of “Welcome to the Jungle” which he calls, “Welcome to the Shark Tank!”

When feeling a little long in the tooth, Finz likes to watch some of his favorite movies such as “Shark Tales,” “Slap Shot,” “Miracle” and “The Little Mermaid.” Yes, he’s a sucker for mermaids!



Finz is available for your event or activity. Visit www.sharksahl.com and fill out a Finz Request Form. For more information, E-mail Michael Myers at mmyers@sharksahl.com

GOING TO SEE THE SHARKS? (USE THIS SEATING CHART, OF COURSE)

TICKET INFO



Individual Ticket Prices



Location	Adult*	Senior*	Youth*
 Gold Level	16.50	14.00	10.00
 Teal Level	13.50	12.00	10.00

*City of Worcester \$.50 facility fee not included

Group Programs

Discounted tickets will be available for all groups of 15 or more. Group tickets will be available for all Sharks home games and in both the gold and teal seating areas.

Group Ticket Pricing — Groups of 15-99 will receive a discount of \$2 off the price of any ticket.

Location	Adult*	Senior*	Youth*
 Gold Level (Lower Bowl)	14.50	12.00	8.00
 Teal Level (Upper Bowl)	11.50	10.00	8.00

Large Group Pricing — Groups of 100+ will be eligible for the following discounts:

Seating Level Adult / Senior / Youth
Best Available \$10.00

THE DCU CENTER

HOME OF THE WORCESTER SHARKS

For more than two decades, the DCU Center in Worcester has been recognized as the gathering place for people to experience the finest in entertainment, sporting events and public functions.

Hailed as one of the most successful entertainment and convention facilities in the nation, the DCU Center hosts a myriad of events including concerts, sporting events, family attractions, conventions, trade shows, banquets and meetings on an annual basis. The facility is the proud home of its brand new professional hockey team, the

Worcester Sharks, the American Hockey League affiliated franchise of the San Jose Sharks.

In October 2004, one of the most successful entertainment and convention facilities in the world was re-named the DCU Center. The arena opened its doors in September 1982 with the legendary Frank Sinatra Inaugural Concert and quickly became one of the nation's most successful facilities by hosting concerts, family shows and sporting events.

Since that time, the venue has consistently ranked among the top-five venues of its size internationally by *Billboard Magazine*. Over the last two decades, artists of all musical genres have played to enthusiastic crowds at the venue. In addition, artists such as Neil Diamond, Billy Joel, Bruce Springsteen and most recently Hilary Duff have chosen Worcester as the location to "kick-off" their world tours.

Expanding by 2,500 seats in 1987, the facility received an exterior facelift, two cantilevered balconies and two club seat locations. In addition to its success with concerts, the facility became, and continues to be, a regular stop on the family show circuit. Shows such as the Ringling Bros. and Barnum & Bailey Circus, Sesame Street Live, Disney On Ice, Harlem Globetrotters and The Wiggles, plus new touring products on an annual basis have come to the DCU Center.

Audiences have witnessed a wide variety of memorable sporting contests, including NCAA Basketball and Hockey tournaments, World Championship and Olympic Boxing, preseason NBA and NHL match-ups, Holy Cross College Basketball, professional tennis championships, Professional Bull Riding, World Wrestling Entertainment and the MIAA High School Basketball and Hockey State Finals.

Already known for being a flexible, contemporary facility, the DCU Center opened a state-of-the-art convention center in 1997. Adding more than 50,000 square feet of exhibit space, the complex combined both the new convention center and the original arena for a total of 100,310 square feet of exhibit space. In addition, the new convention center includes 23,636 square feet in 11 meeting rooms, a 12,144 square foot ballroom, state-of-the-art kitchen facilities and new administration offices.

During this expansion, a pedestrian-friendly plaza was installed on the east side of the arena providing design connectivity for the two facilities, as well as a location for exterior exhibiting and promotional opportunities. Combined with the existing 14,800-seat arena, two meeting rooms, six team locker rooms and five private dressing rooms, the DCU Center can accommodate almost any type of meeting, convention or trade show.

With the opening of the new convention hotel adjacent to the facility and final funding which is expected to be approved for the connecting Sky Bridge — these projects will complete the final piece of expansion in downtown Worcester by connecting the new hotel, the Worcester Municipal Parking Garage and the convention center. Both the arena and the convention center boast active schedules with ever growing and diverse events.

The DCU Center is owned by the city of Worcester and is managed by SMG, the world's leading private management and developing firm for public assembly facilities. Based in Philadelphia, SMG operates 168 venues and controls more than 1.3 million entertainment seats worldwide plus over nine million square feet of exhibit space.





FINZ, Sharks Continue Reaching out to Community

Since announcing their arrival in Worcester, FINZ and the Sharks front office have enjoyed a very warm welcome from the entire community. Amid the final push towards the Inaugural Season, the hard-working mascot and Sharks staff have been making the rounds all over central Massachusetts, participating in local festivals, sports camps and community events.



COMMUNITY

EDUCATIONAL PROGRAM

"Reading is Cool"

The Worcester Sharks are happy to present a literacy program directed at elementary schools in Central Massachusetts which will emphasize that "Reading is Cool!"

HOCKEY SCHOOLS

Sharks Ice Hockey Clinics

The Worcester Sharks have teamed up with Iceworks Elite Hockey Training in order to present the highest level hockey camps and clinics available for all ages and skill levels. Sharks coaches,

staff and players will be on hand to provide instruction and guidance.



STREET HOCKEY CLINICS

Sharks Street Brigade

The Sharks Street Brigade is a community outreach program that provides street hockey instruction throughout Central Massachusetts.

For information on these programs, please contact Mike Myers at 508-929-0528 or E-mail at mmyers@sharksahl.com.

Check sharksahl.com for upcoming Community Events

**The Sharks Want
YOU
to check out
SHARKSAHL.COM
Stats, Scores, Schedules & More...**



INTRODUCING THE WORCESTER SHARKS

The Worcester Sharks, top affiliate of the San Jose Sharks, are firmly committed to being one of North America's best hockey franchises both on-and-off the ice. On the ice, the Sharks will deliver an exciting, winning brand of hockey that will entertain fans every game at the DCU Center. Off the ice, the Sharks will be heavily involved with the Worcester community, using players in various community outreach programs.

The San Jose Sharks strongly believe in developing their future NHL stars in the American Hockey League. Whether it's Jonathan Cheechoo, last year's leading goal scorer in the NHL, or Evgeni Nabokov, an Olympic and All-Star netminder, the Sharks know the way to San Jose now goes through Worcester.

Fifteen players of the Sharks current 23-man roster hail from the AHL, showing how valued the AHL is to the two-time Pacific Division Champions. The majority of NHLers spent time in the AHL. In fact, 65 percent of the Sharks current roster spent time in the AHL, showing their strong commitment to the league.

"We believe players need to have success at the AHL level before they can be successful at the NHL level," said Worcester Sharks General Manager Wayne Thomas, who has a home in East Falmouth. "There's no other league in the world that compares to the AHL in terms of quality and development."

It's not just a matter of assigning a player to the AHL to have them "pay their dues." The Sharks view the AHL as much more important than that.

"Players need the proper environment and coaching, in addition to talented teammates to grow with," Thomas said. "If you vest yourself into your AHL franchise, it will pay off exponentially down the road."

Locating their top NHL prospects in Worcester assists the San Jose Sharks as they strive for the perfect development situation.

Roy Sommer enters his ninth season as head coach of the Sharks top affiliate, making him the longest tenured coach in the AHL. Sommer has coached 60 players who have spent time in the NHL.

For 2005-06, the San Jose Sharks featured 10 players on their opening night roster that had spent time under Sommer's tutelage through the developmental system. Adding to his stellar resume of development, eight players made their NHL debut with the Sharks last season: Steve Bernier, Grant Stevenson, Patrick Rissmiller, Josh Gorges, Nolan Schaefer, Matt Carkner, Doug Murray and Ryane Clowe.

The Worcester Sharks new home will be in the DCU Center, with a seating capacity of 6,800.

"Worcester's enthusiastic fans, along with the intimate DCU Center, will provide our players with a home ice advantage very similar to what the Sharks enjoy in San Jose," Worcester Sharks President and Alternate Governor Michael T. Lehr said.

New England hockey at all levels also plays a critical role in the San Jose Sharks success as close to one-third of the franchise's reserve list played high school or collegiately in the region. Many members of the Sharks scouting staff live in the New England area and now have the opportunity to watch Sharks prospects develop and mature for the NHL level on a more consistent basis. The move to Worcester will increase rapid development with more insight coming from the scouts.

Draft and develop has been the strategy for the Sharks organization for the past 10 years of having an AHL affiliate. With the Sharks coming to Worcester, this policy will not change and their fans will see "The Stars of Tomorrow."

THE AHL IS THE PIPELINE TO THE NHL

Many current and past NHL players made their way to the League through the American Hockey League. Here's a sampling of current NHL players who've spent time in the "A."

SAN JOSE SHARKS

Jonathan
Cheechoo
Vesa Toskala
Steve Bernier
Marcel Goc

ATLANTA THRASHERS

Kari Lehtonen
Garnet Exelby
Mark Popovic

ANAHEIM DUCKS

Chris Kunitz
Dustin Penner
Ilya Bryzgalov

BOSTON BRUINS

Hannu Toivonen
Patrice Bergeron
Milan Jurcina

BUFFALO SABRES

Thomas Vanek
Jason Pominville
Ryan Miller

CALGARY FLAMES

Byron Ritchie
Brad Ference
Jamie Lundmark

CAROLINA HURRICANES

Cam Ward
Eric Staal
Chad LaRose

CHICAGO BLACKHAWKS

Rene Bourque
Michael Holmqvist
Patrick Sharp

COLORADO AVALANCHE

Mark Rycroft
Jeff Finger
Peter Budaj

COLUMBUS BLUE JACKETS

Jaroslav Balastik
Jody Shelley
Pascal Leclaire

DALLAS STARS

Trevor Daley
Loui Eriksson
Junior Lessard

DETROIT RED WINGS

Niklas Kronwall
Brett Lebda
Tomas Kopecky

EDMONTON OILERS

Joffrey Lupul
Fernando Pisani
Marc-Andre
Bergeron

FLORIDA PANTHERS

Jay Bouwmeester
Nathan Horton
Alexei Semenov

LOS ANGELES KINGS

Tom Kostopoulos
Dustin Brown
Mike Cammalleri

MINNESOTA WILD

Derek Boogaard
Brent Burns
Mikko Koivu

MONTREAL CANADIENS

Cristobal Huet
Chris Higgins
Michael Ryder

NASHVILLE PREDATORS

Ryan Suter
Martin Erat
Dan Hamhuis

NEW JERSEY DEVILS

Zach Parise
Colin White
John Madden

NEW YORK ISLANDERS

Chris Campoli
Robert Nilsson
Petteri Nokelainen

NEW YORK RANGERS

Jed Ortmeyer
Marcel Hossa

OTTAWA SENATORS

Jason Spezza
Ray Emery
Brian McGrattan

PHILADELPHIA FLYERS

R.J. Umberger
Antero Niittymaki
Freddy Meyer

PHOENIX COYOTES

Keith Ballard
David LeNeveu
Fredrik Sjostrom

PITTSBURGH PENGUINS

Marc-Andre
Fleury
Ryan Whitney
Colby Armstrong

ST. LOUIS BLUES

Jamal Mayers
Dennis Wideman
Bryce Salvador

TAMPA BAY LIGHTNING

Ryan Craig
Adam Henrich
Martin St. Louis

TORONTO MAPLE LEAFS

Kyle Wellwood
Carlo Colaiacovo
Ben Ondrus

VANCOUVER CANUCKS

Kevin Bieksa
Ryan Kesler
Josh Green

WASHINGTON CAPITALS

Bryan Muir
Brooks Laich
Shaone Morrisson

MINOR PRO AFFILIATES

The Fresno Falcons will be San Jose's secondary affiliate for the fourth consecutive season.

Last season, six players played with both Fresno and with San Jose's top American Hockey League development affiliate, highlighted by goaltender Jamie Holden, who was 20-7-5 in 32 games with the Falcons. Other players who saw time in Fresno and the AHL last year were Matthew Deschamps, Ray DiLauro, Chris Heid, Cory Murphy and Glenn Olson.

In addition, goaltender Nolan Schaefer, who played for the Falcons during the 2003-04 season, made his NHL debut last season with the Sharks, posting a 5-1-0 record and a 1.87 goals-against average in seven appearances.

"Being part of a developmental league, it's important to be associated with a first-rate NHL organization such as the San Jose Sharks," Falcons Head Coach and General Manager Matt Thomas said. "Obviously, the success they've had in recent seasons is a tribute to the way they do things and we are excited to be able to continue our affiliation with them this season."

"The Sharks are very pleased to continue our affiliation with the Falcons," San Jose Vice President and Assistant General Manager Wayne Thomas said. "It's been a pleasure working together for the last three years and to be able to work with a winning organization is a great plus. We are fortunate to be able to work with Matt Thomas. Our entire organization trusts him with the development of our players and we expect another great season in 2006-07."

"We have had a great partnership with the Fresno Falcons for the past three seasons," Worcester Sharks Vice President and Assistant General Manager Mike Mudd said. "Fresno is a great location to place our prospects and we very much respect the job that Matt Thomas and Ryan Mougengel have done in terms of player development."



FRESNO FALCONS

Save Mart Center

2650 E. Shaw Ave.

Fresno, Calif. 937110

559-485-7825 • 559-347-3610 (fax)

www.fresnofalcons.com

HOCKEY OPERATIONS STAFF

Chief Executive Officer	John Tull
Managing Partner	Christopher Cummings
Head Coach/General Manager	Matt Thomas
Assistant Coach/Assistant General Manager	Ryan Mougengel
Athletic Trainer	Brad Jellis
Director of Broadcasting/Media Relations	Joe Babik

MISCELLANEOUS

Radio Flagship Station	1550 AM Sporting News Radio
Team Colors	Blue, Light Blue, Gold, White
NHL Affiliate	San Jose Sharks
Home Ice	Save Mart Center
Capacity	14,184
Rink Dimensions	200 feet-by-85 feet

AMERICAN HOCKEY LEAGUE 2005-06 FINAL STANDINGS

AHL STANDINGS

ATLANTIC DIVISION

Rank	Team	GP	W	L	OTL	SOL	GF	GA	PTS	PCT
1 xy	Portland Pirates	80	53	19	5	3	306	241	114	.713
2 x	Hartford Wolf Pack	80	48	24	2	6	292	241	104	.650
3 x	Manchester Monarchs	80	43	30	3	4	236	230	93	.581
4 x	Providence Bruins	80	43	31	1	5	254	217	92	.575
5	Lowell Lock Monsters	80	29	37	6	8	222	257	72	.450
6	Springfield Falcons	80	28	43	3	6	220	312	65	.406
7	Albany River Rats	80	25	48	4	3	206	278	57	.356

EAST DIVISION

Rank	Team	GP	W	L	OTL	SOL	GF	GA	PTS	PCT
1 xy	Wilkes-Barre/Scranton Penguins	80	51	18	5	6	249	178	113	.706
2 xz	Hershey Bears	80	44	21	5	10	262	234	103	.644
3 x	Norfolk Admirals	80	43	29	4	4	259	246	94	.588
4 x	Bridgeport Sound Tigers	80	38	33	6	3	246	253	85	.531
5	Binghamton Senators	80	35	37	4	4	258	295	78	.488
6	Philadelphia Phantoms	80	34	37	2	7	197	232	77	.481

NORTH DIVISION

Rank	Team	GP	W	L	OTL	SOL	GF	GA	PTS	PCT
1 xy	Grand Rapids Griffins	80	55	20	1	4	323	247	115	.719
2 x	Syracuse Crunch	80	47	25	5	3	272	251	102	.638
3 x	Manitoba Moose	80	44	24	7	5	243	217	100	.625
4 x	Toronto Marlies	80	41	29	6	4	270	263	92	.575
5	Rochester Americans	80	37	39	2	2	261	270	78	.488
6	Hamilton Bulldogs	80	35	41	0	4	225	251	74	.463
7	Cleveland Barons	80	27	48	2	3	210	302	59	.369

WEST DIVISION

Rank	Team	GP	W	L	OTL	SOL	GF	GA	PTS	PCT
1 xy	Milwaukee Admirals	80	49	21	6	4	268	234	108	.675
2 x	Houston Aeros	80	50	24	3	3	285	242	106	.663
3 x	Peoria Rivermen	80	46	26	3	5	253	226	100	.625
4 x	Iowa Stars	80	41	31	1	7	238	228	90	.563
5	Chicago Wolves	80	36	32	4	8	278	275	84	.525
6	Omaha Ak-Sar-Ben Knights	80	35	31	3	11	206	221	84	.525
7	San Antonio Rampage	80	23	50	3	4	153	251	53	.331

KEY:

x — made playoffs

y — won regular season division title

z — won Calder Cup (American Hockey League Championship)

AHL 2005-06 LEADERS

GOALS SCORED

RANK	PLAYER	TEAM	POS	GP	G	A	PTS
1	Denis Hamel	BNG	LW	77	56	35	91
2	Donald MacLean	GRA	LW	76	56	32	88
3	Patrick O'Sullivan	HOU	LW	78	47	46	93
4	Kirby Law	HOU	RW	80	43	67	110
5	Dustin Penner	POR	RW	57	39	45	84

ASSISTS

RANK	PLAYER	TEAM	POS	GP	G	A	PTS
1	Kirby Law	HOU	RW	80	43	67	110
2	Erik Westrum	HOU	C	71	34	64	98
3	Jiri Hudler	GRA	LW	76	36	60	96
4	Ryan Shannon	POR	C	71	27	59	86
5	Libor Pivko	MIL	LW	69	12	58	70

POINTS

RANK	PLAYER	TEAM	POS	GP	G	A	PTS
1	Kirby Law	HOU	RW	80	43	67	110
2	Erik Westrum	HOU	C	71	34	64	98
3	Jiri Hudler	GRA	LW	76	36	60	96
4	Patrick O'Sullivan	HOU	LW	78	47	46	93
5	Darren Haydar	MIL	RW	80	35	57	92

GOALTENDERS (GOALS-AGAINST AVERAGE)

RANK	PLAYER	TEAM	GP	MINS	W	L	SOL	SO	GA	GAA
1	Dany Sabourin	WBS	49	2943	30	14	4	4	111	2.26
2	Wade Flaherty	MTB	49	2822	26	17	4	6	113	2.4
3	Brent Krahn	OMA	57	3241	26	20	9	3	135	2.5
4	Mike Smith	IOW	50	3000	25	19	6	3	125	2.5
5	Curtis McElhinney	OMA	33	1619	9	14	2	3	68	2.52

GOALTENDERS (WINS)

RANK	PLAYER	TEAM	GP	MINS	W	L	SOL	SO	GA	GAA
1	Frederic Cassivi	HER	61	3538	34	19	6	3	153	2.59
2	Dany Sabourin	WBS	49	2943	30	14	4	4	111	2.26
3	Pekka Rinne	MIL	51	2960	30	18	2	2	139	2.82
4	Josh Harding	HOU	38	2215	29	8	0	2	99	2.68
5	Jimmy Howard	GRA	38	2141	27	6	2	2	92	2.58

NHL PARTNERSHIP & DIVISIONAL ALIGNMENT 2006-07

http://theahl.com/AHL/nhl_partners.html

EASTERN CONFERENCE

Atlantic Division

Hartford Wolf Pack (New York Rangers)

Lowell Devils (New Jersey Devils)

Manchester Monarchs (Los Angeles Kings)

Portland Pirates (Anaheim Ducks)

Providence Bruins (Boston Bruins)

Springfield Falcons (Tampa Bay Lightning)

Worcester Sharks (San Jose Sharks)

East Division

Albany River Rats (Carolina Hurricanes/Colorado Avalanche)

Binghamton Senators (Ottawa Senators)

Bridgeport Sound Tigers (New York Islanders)

Hershey Bears (Washington Capitals)

Norfolk Admirals (Chicago Blackhawks)

Philadelphia Phantoms (Philadelphia Flyers)

Wilkes-Barre/Scranton Penguins (Pittsburgh Penguins)

AHL ALIGNMENT

WESTERN CONFERENCE

North Division

Grand Rapids Griffins (Detroit Red Wings)

Hamilton Bulldogs (Montreal Canadiens)

Manitoba Moose (Vancouver Canucks)

Rochester Americans (Buffalo Sabres/Florida Panthers)

Syracuse Crunch (Columbus Blue Jackets)

Toronto Marlies (Toronto Maple Leafs)

West Division

Chicago Wolves (Atlanta Thrashers)

Houston Aeros (Minnesota Wild)

Iowa Stars (Dallas Stars)

Milwaukee Admirals (Nashville Predators)

Omaha Ak-Sar-Ben Knights (Calgary Flames)

Peoria Rivermen (St. Louis Blues)

San Antonio Rampage (Phoenix Coyotes)



American Hockey League

One Monarch Place, Suite 2400

Springfield, Mass. 01144

(413) 781-2030

Commissioner: David Andrews

Media Contact: Jason Chaimovitch

www.theahl.com

AHL DIRECTORY



Albany River Rats

Pepsi Arena

2005-06 record: 25-48-4-3

Coach: Tim Rowe

Media Contact: Mark Willey

www.albanyriverrats.com



Binghamton Senators

Broome County Veterans Memorial Arena

2005-06 record: 35-37-4-4

Coach: Dave Cameron

Media Contact: Mike Callahan

www.binghamtonsenators.com



Bridgeport Sound Tigers

Bridgeport's Arena at Harbor Yard

2005-06 record: 38-33-6-3

Coach: Dan Marshall

Media Contact: Bill McLaughlin

www.soundtigers.com



Chicago Wolves

Allstate Arena

2005-06 record: 36-32-4-8

Coach: John Anderson

Media Contact: Erica Oakley

www.chicagowolves.com



Grand Rapids Griffins

Van Andel Arena

2005-06 record: 55-20-1-4

Coach: Greg Ireland

Media Contact: Randy Cleves

www.griffinshockey.com



Hamilton Bulldogs

Copps Coliseum
2005-06 record: 35-41-0-4
Coach: Don Lever
Media Contact: Ryan Berg
www.hamiltonbulldogs.com



Hartford Wolf Pack

Hartford Civic Center
2005-06 record: 48-24-2-6
Coach: Jim Schoenfeld
Media Contact: Bob Crawford
www.hartfordwolfpack.com



Hershey Bears

GIANT Center
2005-06 record: 44-21-5-10
Coach: Bruce Boudreau
Media Contact: John Walton
www.hersheypa.com



Houston Aeros

Toyota Center
2005-06 record: 50-24-3-3
Coach: Rob Daum
Media Contact: Gabriel Presas
www.aeros.com



Iowa Stars

Wells Fargo Arena
2005-06 record: 41-31-1-7
Coach: David Allison
Media Contact: Dave Garabedian
www.iowastarshockey.com



Lowell Devils

Paul E. Tsongas Arena
2005-06 record: (2006-07 is the team's first year)
Coach: Kurt Kleinendorst
Media Contact: Kevin Bartl
www.lowelldevilshockey.com



Manchester Monarchs

Verizon Wireless Arena
2005-06 record: 43-30-3-4
Coach: Mark Morris
Media Contact: Kim Mueller
www.monarchshockey.com



Manitoba Moose

MTS Centre
2005-06 record: 44-24-7-5
Coach: Scott Arniel
Media Contact: Scott Brown
www.mooseshockey.com



Milwaukee Admirals

Bradley Center
2005-06 record: 49-21-6-4
Coach: Claude Noel
Media Contact: Charlie Larson
www.milwaukeeadmirals.com



Norfolk Admirals

Norfolk Scope
2005-06 record: 43-29-4-4
Coach: Mike Haviland
Media Contact: Keith Philips
www.norfolkadmirals.com



Omaha Ak-Sar-Ben Knights

Omaha Civic Auditorium
2005-06 record: 35-31-3-11
Coach: Ryan McGill
Media Contact: Dave Ahlers
www.omahaaksarbenknights.com



Peoria Rivermen

Carver Arena at Peoria Civic Center
2005-06 record: 46-26-3-5
Coach: Steve Pleau
Media Contact: Matt Davis
www.rivermen.net



Philadelphia Phantoms

Wachovia Spectrum

2005-06 record: 34-37-2-4

Coach: John Stevens

Media Contact: Michael Thornton

www.phantomshockey.com



Portland Pirates

Cumberland County Civic Center

2005-06 record: 53-19-5-3

Coach: Kevin Dineen

Media Contact: Greg Glynn

www.portlandpirates.com



Providence Bruins

Dunkin' Donuts Center

2005-06 record: 43-31-1-5

Coach: Scott Gordon

Media Contact: Kevin Boryczki

www.providencebruins.com



Rochester Americans

Blue Cross Arena at the Rochester War Memorial

2005-06 record: 37-39-2-2

Coach: Randy Cunneynworth

Media Contact: Craig Rybczynski

www.amerks.com



San Antonio Rampage

SBC Center

2005-06 record: 23-50-3-4

Coach: Pat Conacher

Media Contact: Tobin Ernst

www.sarampage.com



Springfield Falcons

MassMutual Center

2005-06 record: 28-43-3-6

Coach: Steve Stirling

Media Contact: Damon Markiewicz

www.falconsahl.com



Syracuse Crunch

Onondaga County War Memorial at Oncenter

2005-06 record: 47-25-5-3

Coach: Gary Agnew

Media Contact: Christine Porpiglio

www.syracusecrunch.com



Toronto Marlies

Ricoh Coliseum

2005-06 record: 41-29-6-4

Coach: Greg Gilbert

Media Contact: Chris Moore

www.torontomarlies.com



Wilkes-Barre/Scranton Penguins

Wachovia Arena at Casey Plaza

2005-06 record: 51-18-5-6


Coach: Todd Richards

Media Contact: Brian Coe

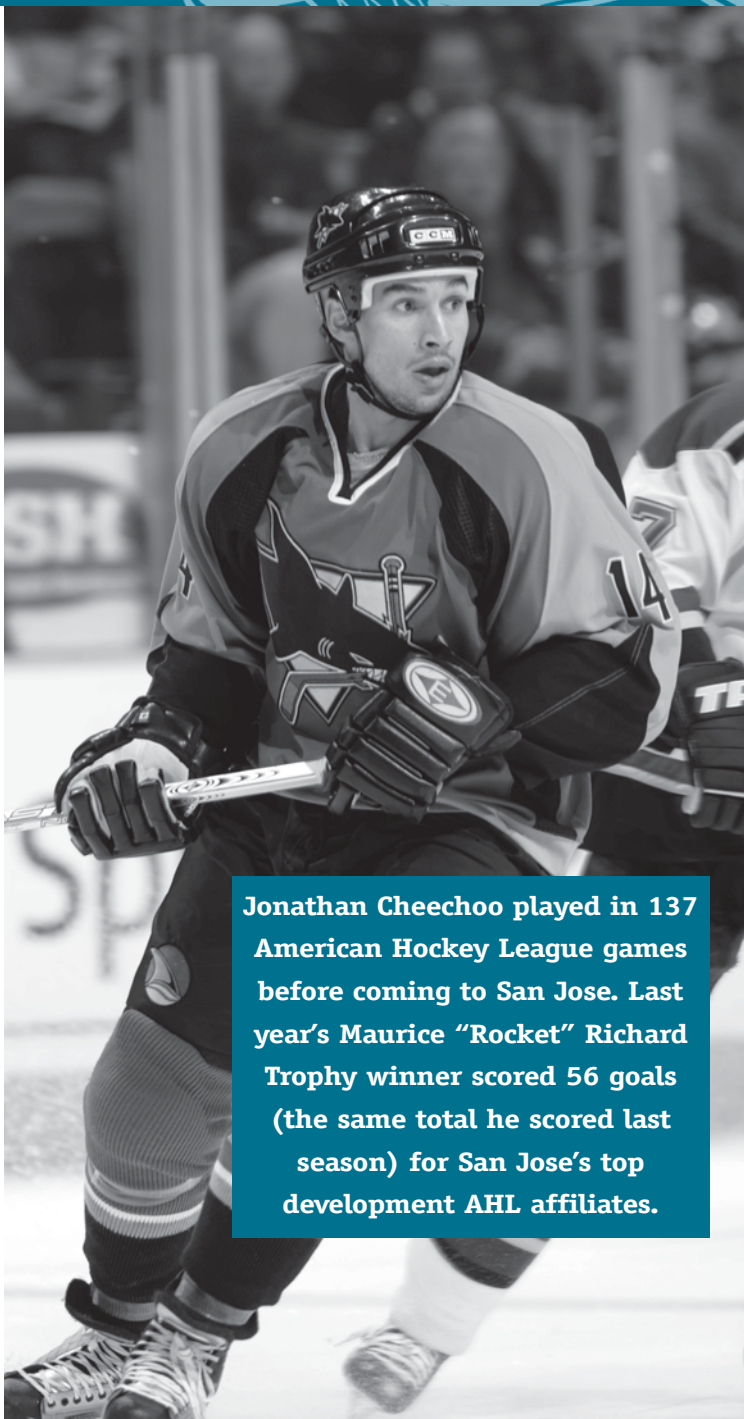
www.wbspenguins.com



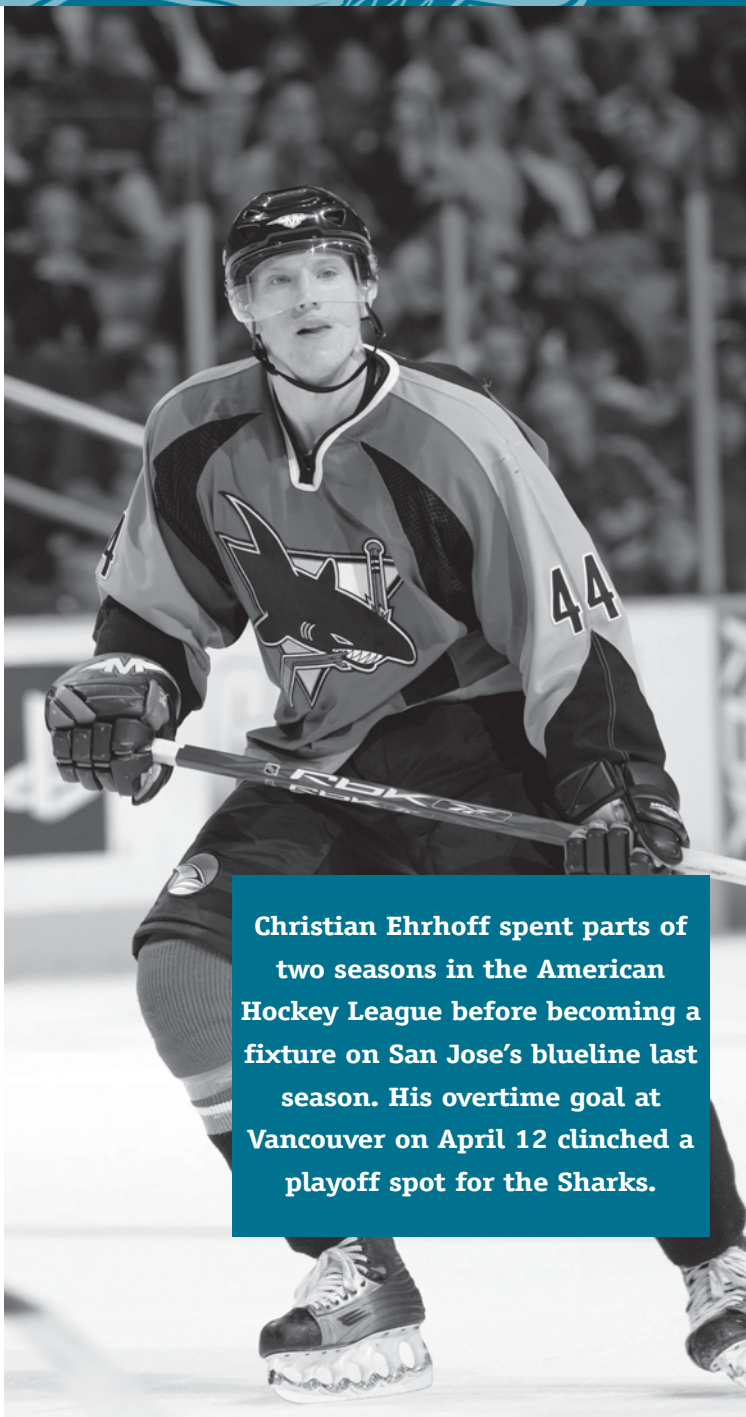
AHL TEAMS



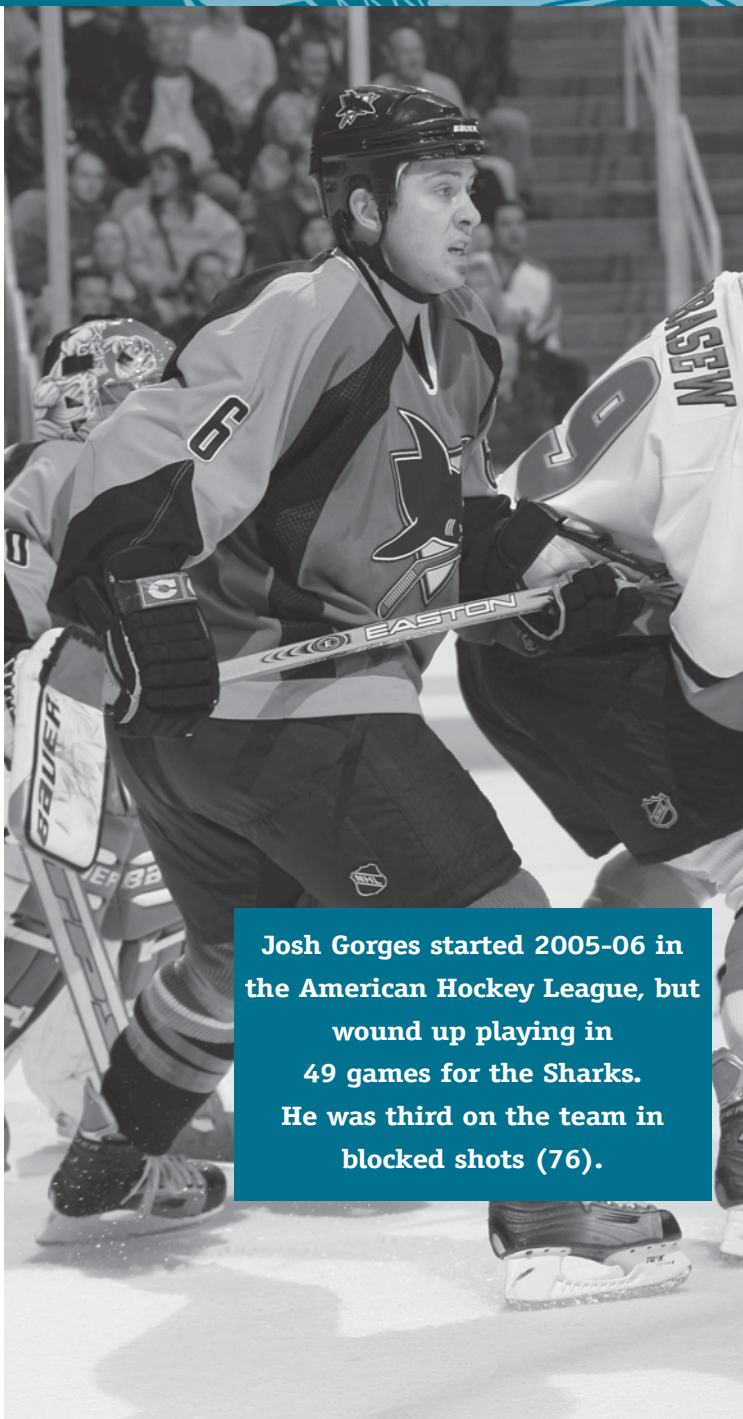
Steve Bernier made his professional debut last season, scoring 14 goals for San Jose. But before he came to Silicon Valley, he started the season in the American Hockey League and scored 20 goals in 49 games.



Jonathan Cheechoo played in 137 American Hockey League games before coming to San Jose. Last year's Maurice "Rocket" Richard Trophy winner scored 56 goals (the same total he scored last season) for San Jose's top development AHL affiliates.



Christian Ehrhoff spent parts of two seasons in the American Hockey League before becoming a fixture on San Jose's blueline last season. His overtime goal at Vancouver on April 12 clinched a playoff spot for the Sharks.



Josh Gorges started 2005-06 in the American Hockey League, but wound up playing in 49 games for the Sharks. He was third on the team in blocked shots (76).

GENERAL MEDIA INFORMATION

CREDENTIALS — Press seating for Worcester Sharks home games at the DCU Center is available to accredited media in the press box located at the top of Section 111. Single-game credentials must be requested no later than 5 p.m. the day before a game. Requests must be made to Jeremy Lemoine via E-mail at jlemoine@sharksahl.com or by calling 508-929-0514. Credentials are good for the press room, press box and both teams' postgame locker rooms.

KEY NUMBERS — Worcester Sharks Main Office —
508-929-0500
Jeremy Lemoine
Public Relations Coordinator
508-929-0514



MEDIA PARKING — NONE

MEDIA ENTRANCE — All media can enter the building through Door 5 on Major Taylor Blvd.

LOCKER ROOM ACCESS — Team locker rooms will open 10 minutes after the game.

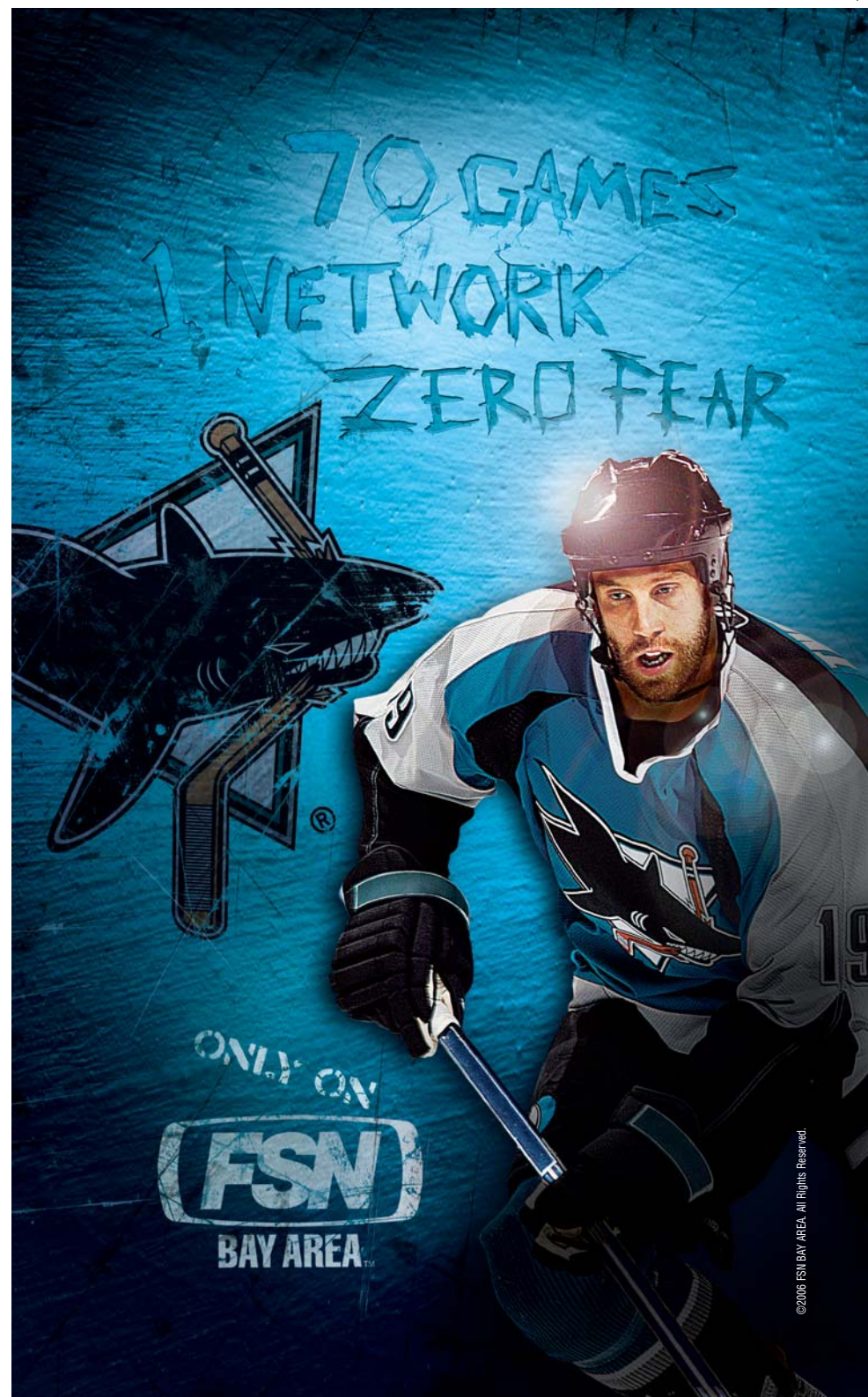
PRESS ROOM — Media possessing season credentials or those granted single-game credentials are invited to have a meal before each game in the press room, located on the lower level of the DCU Center. The room will open two (2) hours before game time. Dining room usage is limited to those presenting valid Sharks or AHL Team Management passes. It is impossible to accommodate family members, friends, guests, or others. Any abuse to dining room privileges may cause forfeiture of a media pass.

SERVICES — Pregame game notes, lineups, press releases, complete statistics and other pertinent information will be furnished by the Worcester Sharks Public Relations Department.

©NHL 2002. All Rights Reserved. ©2000, 2005 Southwest Airlines Co.



Southwest Airlines® Official Airline Of The San Jose Sharks.



©2006 FSN BAY AREA. All Rights Reserved.